

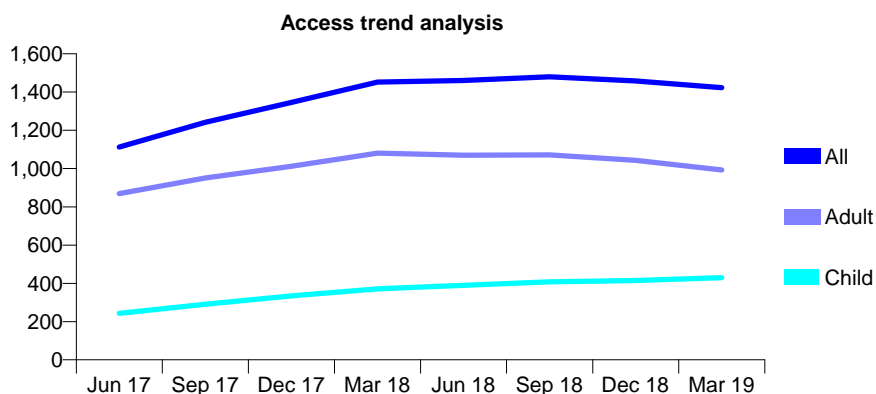
Q68 - Vital Signs At a Glance Contract Report for 100012/0000 - Year end March 2019

Name or company name	Ruta Lagunaite
Contract type name	GDS Contract
Purpose of contract	General
Contract start date	01/03/2016
Contract end date	

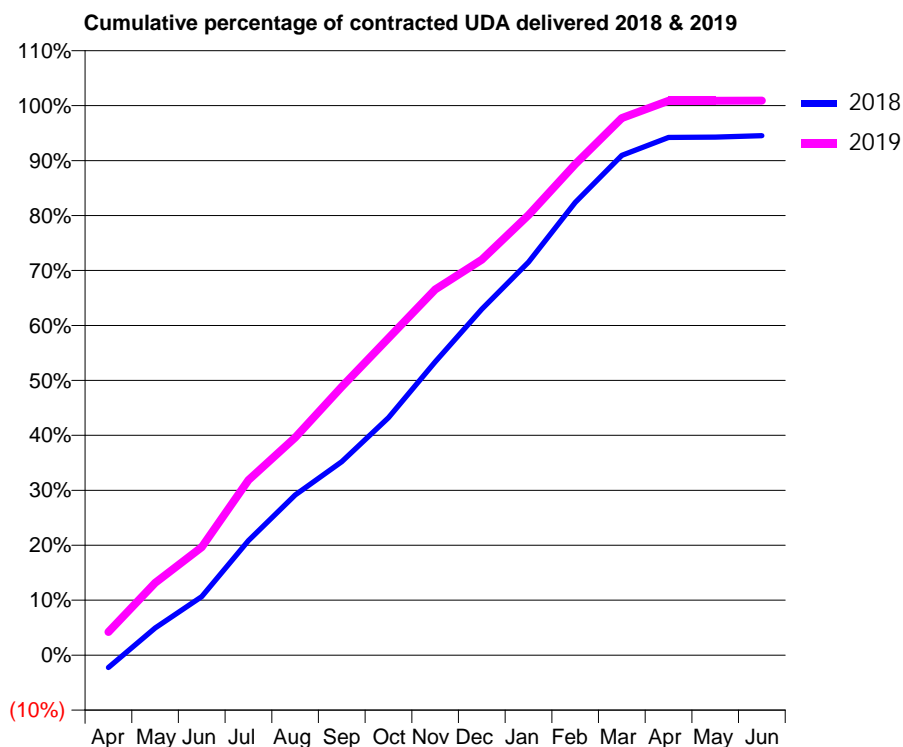
18/19 Contracted general activity (UDA)	5,009
Carry forward general activity (UDA)	0
18/19 Contracted orthodontic activity (UOA)	0
Carry forward orthodontic activity (UOA)	0
Baseline contract value	£135,771.53

ACCESS*

Patients seen in 24 months	Total	Change since previous quarter
Quarter ending March 2018	1,452	
Quarter ending June 2018	1,460	→
Quarter ending September 2018	1,480	→
Quarter ending December 2018	1,458	↓
Quarter ending March 2019	1,423	↓
Variance since March 2018	(2.0%)	↓



ACTIVITY



Month	Adjusted Scheduled Activity (UDA)	
	2018	2019
April	-114	211
May	249	659
June	534	984
July	1,045	1,595
August	1,461	1,983
September	1,763	2,446
October	2,165	2,889
November	2,673	3,334
December	3,154	3,605
January	3,582	4,011
February	4,126	4,475
March	4,555	4,896
April	4,719	5,052
May	4,722	5,053
June	4,735	5,054

QUALITY

	Quantity	Base Number	Contract	AT	Region	England
% of FP17s for the same patient ID Re-attending within 3 months - Children	62	621	10.0%	9.6%	11.3%	11.8%
% of FP17s for the same patient ID Re-attending within 3 months - Adults	306	1,522	20.1%	15.2%	15.4%	15.7%
% of FP17s for the same patient ID Re-attending between 3 & 9 months - Children	365	621	58.8%	60.2%	61.3%	58.9%
% of FP17s for the same patient ID Re-attending between 3 & 9 months - Adults	883	1,522	58.0%	51.3%	52.1%	50.8%
% of FP17s for Band 1 Urgent Courses	141	2,150	6.6%	9.5%	9.5%	9.1%
% of FP17s Relating to Free Repair or Replacements	27	2,150	1.3%	0.5%	0.6%	0.8%
% of FP17s Relating to Continuations	4	2,150	0.2%	0.8%	0.8%	0.9%
% of Patients satisfied with the dentistry they have received	1	1	N/A	92.4%	92.4%	92.5%
% of Patients satisfied with the time they had to wait for an appointment	0	1	N/A	88.4%	86.3%	87.0%

* This is based on patients treated on this contract for their most recent course of treatment. Figures in italics indicate the base number of FP17s or Patient Questionnaire responses are less than 100. N/A is shown where the base number of responses is less than 10 during the period. % is calculated as Quantity/Base number*100

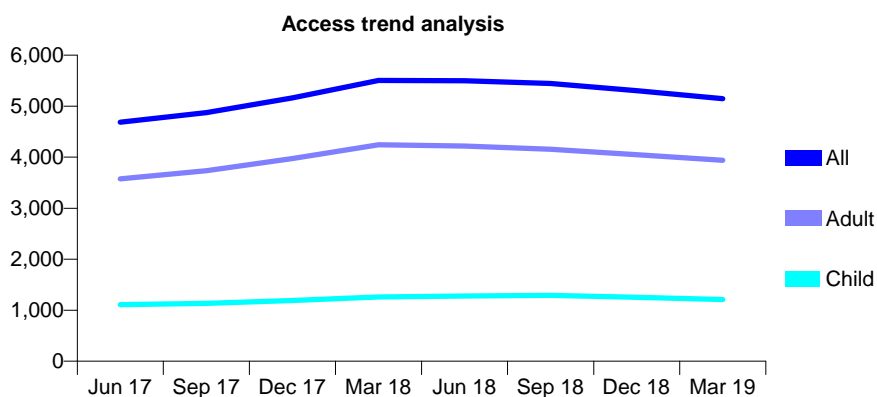
Q68 - Vital Signs At a Glance Contract Report for 100057/0000 - Year end March 2019

Name or company name	Battle Road Dental Practice
Contract type name	GDS Contract
Purpose of contract	General
Contract start date	01/04/2016
Contract end date	

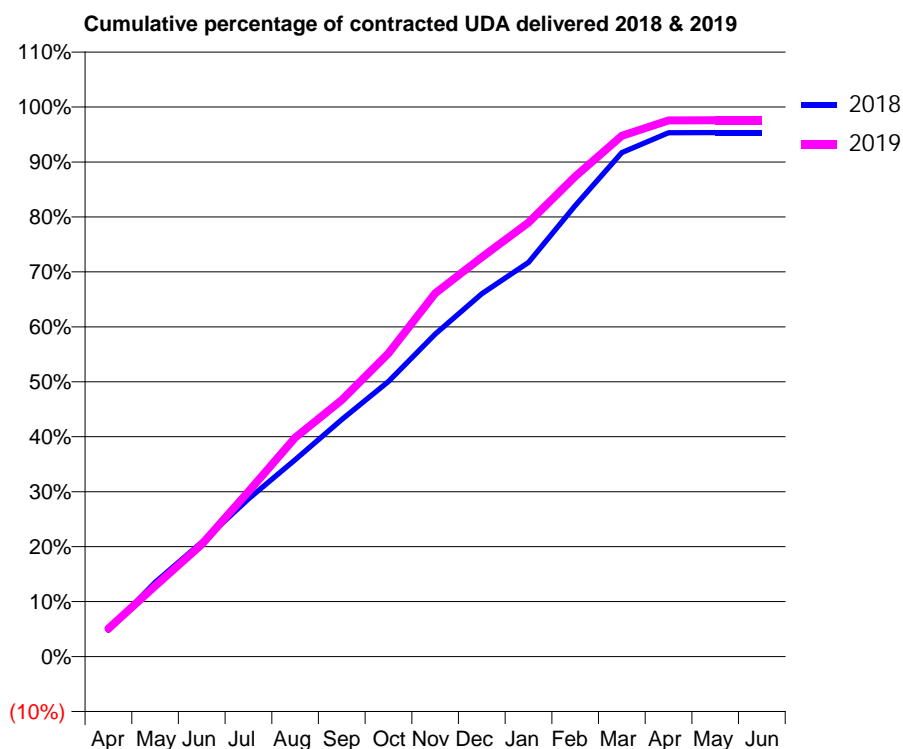
18/19 Contracted general activity (UDA)	16,312
Carry forward general activity (UDA)	0
18/19 Contracted orthodontic activity (UOA)	0
Carry forward orthodontic activity (UOA)	0
Baseline contract value	£461,998.90

ACCESS*

Patients seen in 24 months	Total	Change since previous quarter
Quarter ending March 2018	5,505	
Quarter ending June 2018	5,500	→
Quarter ending September 2018	5,448	→
Quarter ending December 2018	5,306	↓
Quarter ending March 2019	5,147	↓
Variance since March 2018	(6.5%)	↓



ACTIVITY



Month	Adjusted Scheduled Activity (UDA)	
	2018	2019
April	777	835
May	2,201	2,096
June	3,392	3,332
July	4,677	4,897
August	5,845	6,497
September	7,038	7,616
October	8,164	9,000
November	9,569	10,786
December	10,771	11,849
January	11,700	12,883
February	13,385	14,253
March	14,956	15,454
April	15,548	15,916
May	15,553	15,919
June	15,553	15,919

QUALITY

	Quantity	Base Number	Contract	AT	Region	England
% of FP17s for the same patient ID Re-attending within 3 months - Children	250	1,979	12.6%	9.6%	11.3%	11.8%
% of FP17s for the same patient ID Re-attending within 3 months - Adults	1,221	6,295	19.4%	15.2%	15.4%	15.7%
% of FP17s for the same patient ID Re-attending between 3 & 9 months - Children	1,174	1,979	59.3%	60.2%	61.3%	58.9%
% of FP17s for the same patient ID Re-attending between 3 & 9 months - Adults	3,309	6,295	52.6%	51.3%	52.1%	50.8%
% of FP17s for Band 1 Urgent Courses	1,372	8,206	16.7%	9.5%	9.5%	9.1%
% of FP17s Relating to Free Repair or Replacements	198	8,206	2.4%	0.5%	0.6%	0.8%
% of FP17s Relating to Continuations	100	8,206	1.2%	0.8%	0.8%	0.9%
% of Patients satisfied with the dentistry they have received	2	2	N/A	92.4%	92.4%	92.5%
% of Patients satisfied with the time they had to wait for an appointment	1	2	N/A	88.4%	86.3%	87.0%

* This is based on patients treated on this contract for their most recent course of treatment. Figures in italics indicate the base number of FP17s or Patient Questionnaire responses are less than 100. N/A is shown where the base number of responses is less than 10 during the period. % is calculated as Quantity/Base number*100

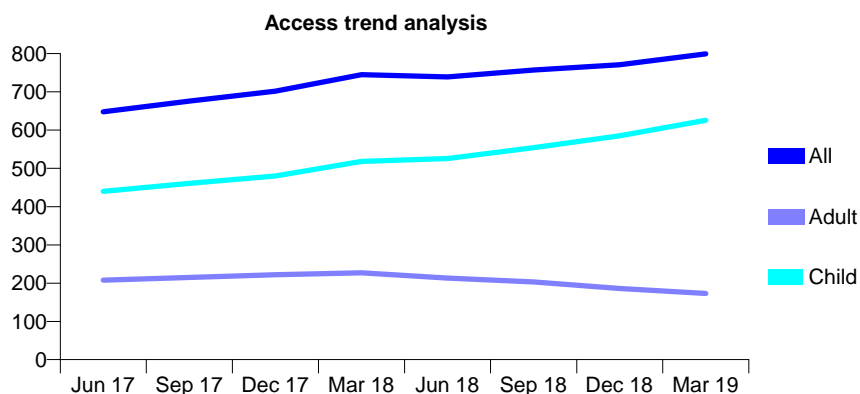
Q68 - Vital Signs At a Glance Contract Report for 100061/0000 - Year end March 2019

Name or company name	MISS AR PATEL
Contract type name	GDS Contract
Purpose of contract	General
Contract start date	01/04/2016
Contract end date	

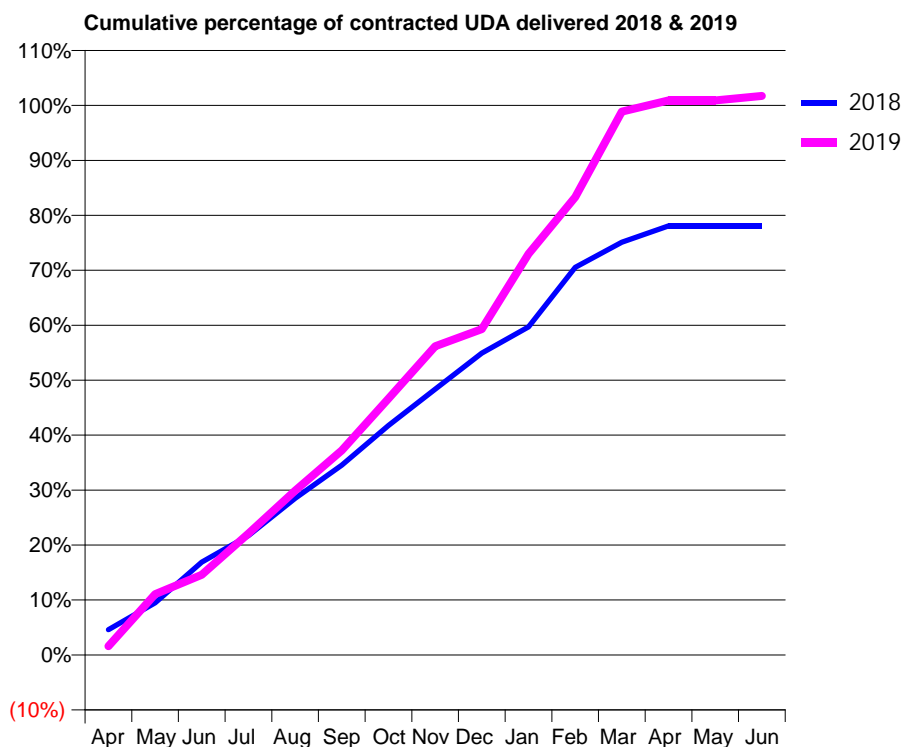
18/19 Contracted general activity (UDA)	1,800
Carry forward general activity (UDA)	0
18/19 Contracted orthodontic activity (UOA)	0
Carry forward orthodontic activity (UOA)	0
Baseline contract value	£48,402.11

ACCESS*

Patients seen in 24 months	Total	Change since previous quarter
Quarter ending March 2018	745	
Quarter ending June 2018	739	→
Quarter ending September 2018	757	↑
Quarter ending December 2018	771	→
Quarter ending March 2019	799	↑
Variance since March 2018	7.2%	↑



ACTIVITY



Month	2018	2019
April	97	29
May	201	200
June	356	263
July	458	398
August	601	538
September	728	670
October	880	840
November	1,020	1,011
December	1,158	1,067
January	1,259	1,314
February	1,488	1,500
March	1,584	1,780
April	1,647	1,816
May	1,647	1,816
June	1,647	1,831

QUALITY

	Quantity	Base Number	Contract	AT	Region	England
% of FP17s for the same patient ID Re-attending within 3 months - Children	141	1,162	12.1%	9.6%	11.3%	11.8%
% of FP17s for the same patient ID Re-attending within 3 months - Adults	7	71	9.9%	15.2%	15.4%	15.7%
% of FP17s for the same patient ID Re-attending between 3 & 9 months - Children	684	1,162	58.9%	60.2%	61.3%	58.9%
% of FP17s for the same patient ID Re-attending between 3 & 9 months - Adults	31	71	43.7%	51.3%	52.1%	50.8%
% of FP17s for Band 1 Urgent Courses	30	1,219	2.5%	9.5%	9.5%	9.1%
% of FP17s Relating to Free Repair or Replacements	0	1,219	0.0%	0.5%	0.6%	0.8%
% of FP17s Relating to Continuations	3	1,219	0.2%	0.8%	0.8%	0.9%
% of Patients satisfied with the dentistry they have received	0	0	N/A	92.4%	92.4%	92.5%
% of Patients satisfied with the time they had to wait for an appointment	0	0	N/A	88.4%	86.3%	87.0%

* This is based on patients treated on this contract for their most recent course of treatment.

Figures in italics indicate the base number of FP17s or Patient Questionnaire responses are less than 100. N/A is shown where the base number of responses is less than 10 during the period. % is calculated as Quantity/Base number*100

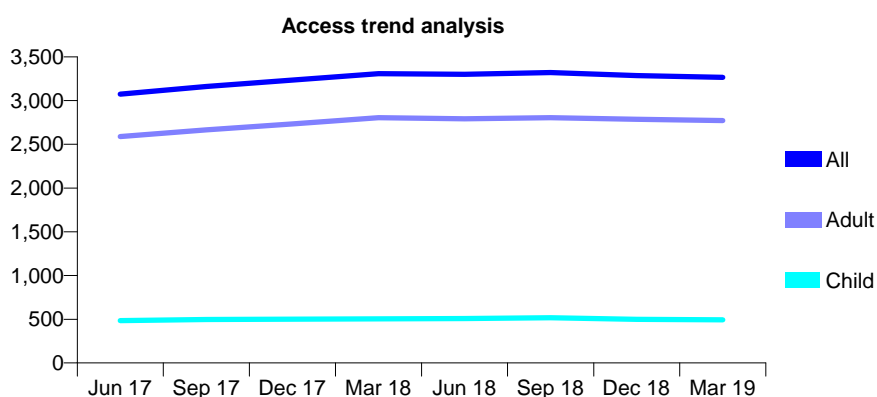
Q68 - Vital Signs At a Glance Contract Report for 100136/0000 - Year end March 2019

Name or company name	MR JS KAILA
Contract type name	GDS Contract
Purpose of contract	General
Contract start date	01/04/2016
Contract end date	

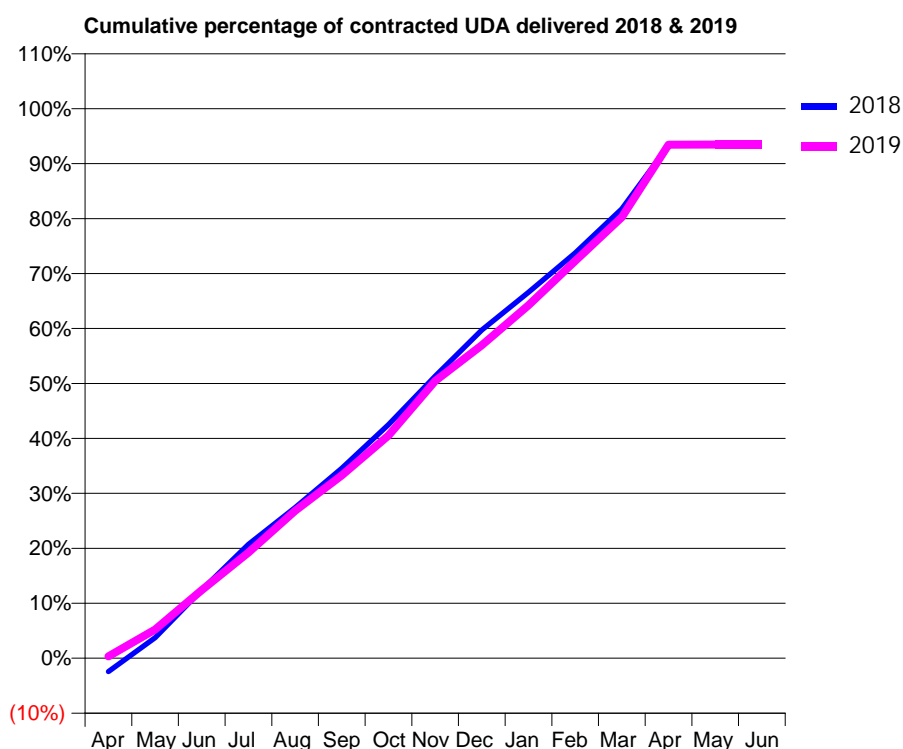
18/19 Contracted general activity (UDA)	11,191
Carry forward general activity (UDA)	0
18/19 Contracted orthodontic activity (UOA)	0
Carry forward orthodontic activity (UOA)	0
Baseline contract value	£294,446.86

ACCESS*

Patients seen in 24 months	Total	Change since previous quarter
Quarter ending March 2018	3,309	
Quarter ending June 2018	3,301	→
Quarter ending September 2018	3,321	→
Quarter ending December 2018	3,286	↓
Quarter ending March 2019	3,266	→
Variance since March 2018	(1.3%)	↓



ACTIVITY



Month	Adjusted Scheduled Activity (UDA)	
	2018	2019
April	-273	36
May	418	586
June	1,392	1,387
July	2,322	2,153
August	3,066	3,006
September	3,865	3,725
October	4,757	4,533
November	5,744	5,647
December	6,681	6,372
January	7,451	7,186
February	8,253	8,092
March	9,151	8,980
April	10,444	10,456
May	10,463	10,459
June	10,463	10,459

QUALITY

	Quantity	Base Number	Contract	AT	Region	England
% of FP17s for the same patient ID Re-attending within 3 months - Children	32	850	3.8%	9.6%	11.3%	11.8%
% of FP17s for the same patient ID Re-attending within 3 months - Adults	860	4,907	17.5%	15.2%	15.4%	15.7%
% of FP17s for the same patient ID Re-attending between 3 & 9 months - Children	594	850	69.9%	60.2%	61.3%	58.9%
% of FP17s for the same patient ID Re-attending between 3 & 9 months - Adults	3,255	4,907	66.3%	51.3%	52.1%	50.8%
% of FP17s for Band 1 Urgent Courses	359	4,804	7.5%	9.5%	9.5%	9.1%
% of FP17s Relating to Free Repair or Replacements	0	4,804	0.0%	0.5%	0.6%	0.8%
% of FP17s Relating to Continuations	109	4,804	2.3%	0.8%	0.8%	0.9%
% of Patients satisfied with the dentistry they have received	9	9	N/A	92.4%	92.4%	92.5%
% of Patients satisfied with the time they had to wait for an appointment	9	9	N/A	88.4%	86.3%	87.0%

* This is based on patients treated on this contract for their most recent course of treatment.

Figures in italics indicate the base number of FP17s or Patient Questionnaire responses are less than 100. N/A is shown where the base number of responses is less than 10 during the period. % is calculated as Quantity/Base number*100

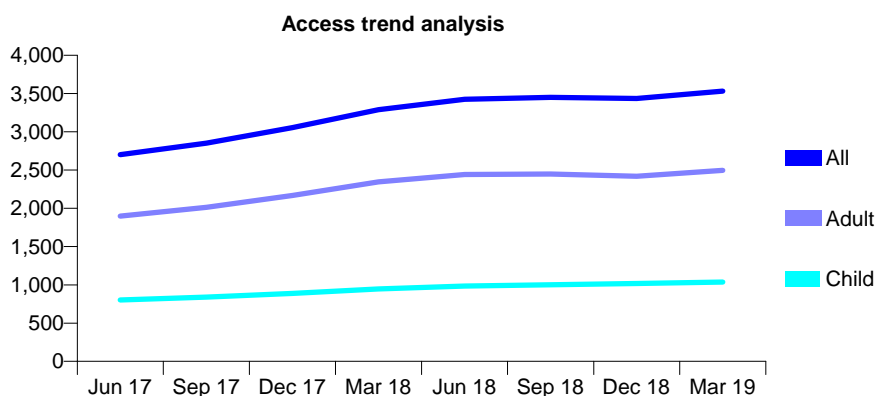
Q68 - Vital Signs At a Glance Contract Report for 100167/0000 - Year end March 2019

Name or company name	ABC Dental Surgery Ltd
Contract type name	GDS Contract
Purpose of contract	General
Contract start date	01/06/2016
Contract end date	

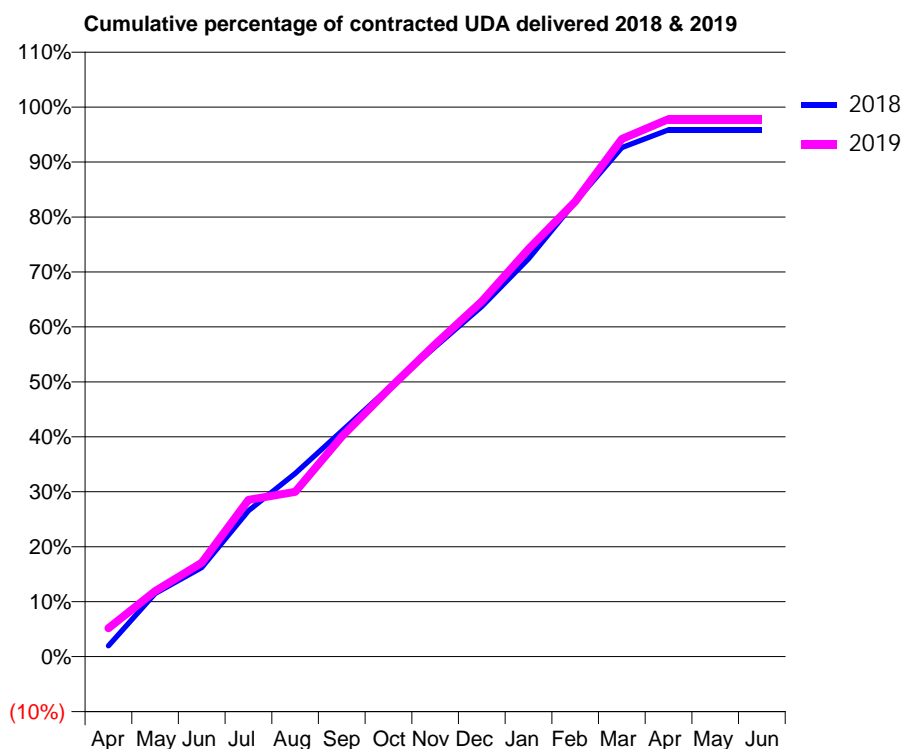
18/19 Contracted general activity (UDA)	13,371
Carry forward general activity (UDA)	0
18/19 Contracted orthodontic activity (UOA)	0
Carry forward orthodontic activity (UOA)	0
Baseline contract value	£346,169.55

ACCESS*

Patients seen in 24 months	Total	Change since previous quarter
Quarter ending March 2018	3,290	
Quarter ending June 2018	3,426	↑
Quarter ending September 2018	3,450	→
Quarter ending December 2018	3,436	→
Quarter ending March 2019	3,532	↑
Variance since March 2018	7.4%	↑



ACTIVITY



Month	Adjusted Scheduled Activity (UDA)	
	2018	2019
April	268	694
May	1,566	1,596
June	2,208	2,284
July	3,616	3,815
August	4,542	4,010
September	5,593	5,352
October	6,652	6,499
November	7,681	7,600
December	8,681	8,642
January	9,864	9,916
February	11,277	11,072
March	12,619	12,593
April	13,064	13,078
May	13,064	13,078
June	13,064	13,078

QUALITY

	Quantity	Base Number	Contract	AT	Region	England
% of FP17s for the same patient ID Re-attending within 3 months - Children	126	1,593	7.9%	9.6%	11.3%	11.8%
% of FP17s for the same patient ID Re-attending within 3 months - Adults	527	3,396	15.5%	15.2%	15.4%	15.7%
% of FP17s for the same patient ID Re-attending between 3 & 9 months - Children	956	1,593	60.0%	60.2%	61.3%	58.9%
% of FP17s for the same patient ID Re-attending between 3 & 9 months - Adults	1,790	3,396	52.7%	51.3%	52.1%	50.8%
% of FP17s for Band 1 Urgent Courses	394	4,969	7.9%	9.5%	9.5%	9.1%
% of FP17s Relating to Free Repair or Replacements	24	4,969	0.5%	0.5%	0.6%	0.8%
% of FP17s Relating to Continuations	31	4,969	0.6%	0.8%	0.8%	0.9%
% of Patients satisfied with the dentistry they have received	0	0	N/A	92.4%	92.4%	92.5%
% of Patients satisfied with the time they had to wait for an appointment	0	0	N/A	88.4%	86.3%	87.0%

* This is based on patients treated on this contract for their most recent course of treatment. Figures in italics indicate the base number of FP17s or Patient Questionnaire responses are less than 100. N/A is shown where the base number of responses is less than 10 during the period. % is calculated as Quantity/Base number*100

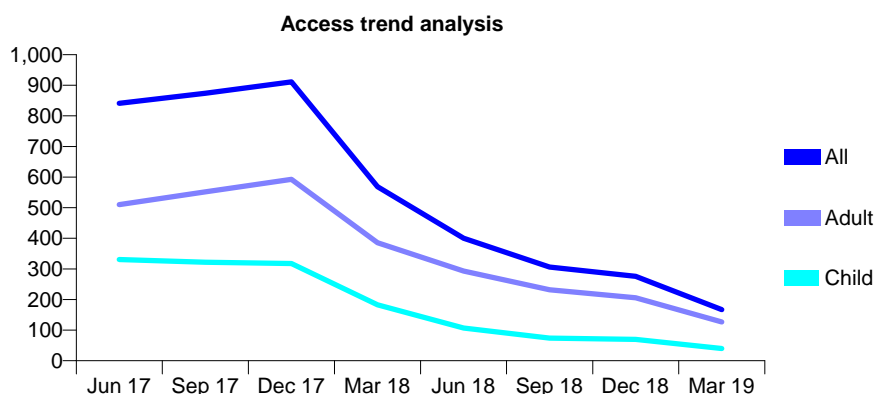
Q68 - Vital Signs At a Glance Contract Report for 100192/0000 - Year end March 2019

Name or company name	Apex Dental Care Ltd
Contract type name	GDS Contract
Purpose of contract	General
Contract start date	01/04/2016
Contract end date	

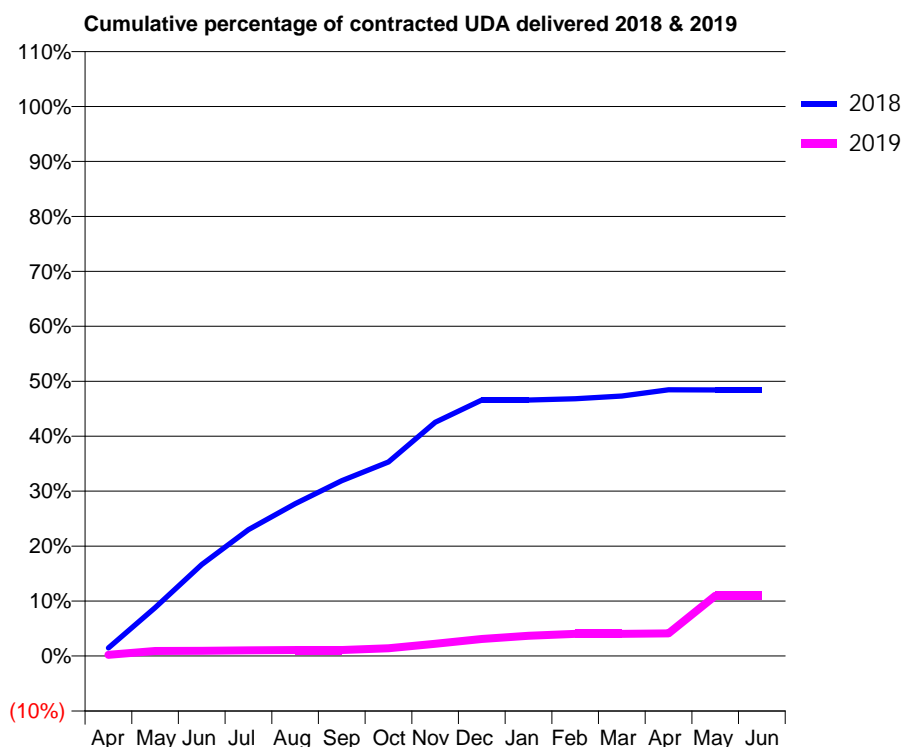
18/19 Contracted general activity (UDA)	5,000
Carry forward general activity (UDA)	0
18/19 Contracted orthodontic activity (UOA)	0
Carry forward orthodontic activity (UOA)	0
Baseline contract value	£139,796.73

ACCESS*

Patients seen in 24 months	Total	Change since previous quarter
Quarter ending March 2018	569	
Quarter ending June 2018	400	↓
Quarter ending September 2018	306	↓
Quarter ending December 2018	276	↓
Quarter ending March 2019	167	↓
Variance since March 2018	(70.7%)	↓



ACTIVITY



Month	Adjusted Scheduled Activity (UDA)	
	2018	2019
April	73	11
May	441	45
June	832	48
July	1,150	52
August	1,387	55
September	1,595	55
October	1,766	71
November	2,126	111
December	2,329	154
January	2,329	185
February	2,341	203
March	2,366	203
April	2,423	206
May	2,421	549
June	2,421	549

QUALITY

	Quantity	Base Number	Contract	AT	Region	England
% of FP17s for the same patient ID Re-attending within 3 months - Children	0	22	0.0%	9.6%	11.3%	11.8%
% of FP17s for the same patient ID Re-attending within 3 months - Adults	7	76	9.2%	15.2%	15.4%	15.7%
% of FP17s for the same patient ID Re-attending between 3 & 9 months - Children	0	22	0.0%	60.2%	61.3%	58.9%
% of FP17s for the same patient ID Re-attending between 3 & 9 months - Adults	5	76	6.6%	51.3%	52.1%	50.8%
% of FP17s for Band 1 Urgent Courses	18	273	6.6%	9.5%	9.5%	9.1%
% of FP17s Relating to Free Repair or Replacements	1	273	0.4%	0.5%	0.6%	0.8%
% of FP17s Relating to Continuations	2	273	0.7%	0.8%	0.8%	0.9%
% of Patients satisfied with the dentistry they have received	0	0	N/A	92.4%	92.4%	92.5%
% of Patients satisfied with the time they had to wait for an appointment	0	0	N/A	88.4%	86.3%	87.0%

* This is based on patients treated on this contract for their most recent course of treatment. Figures in italics indicate the base number of FP17s or Patient Questionnaire responses are less than 100. N/A is shown where the base number of responses is less than 10 during the period. % is calculated as Quantity/Base number*100

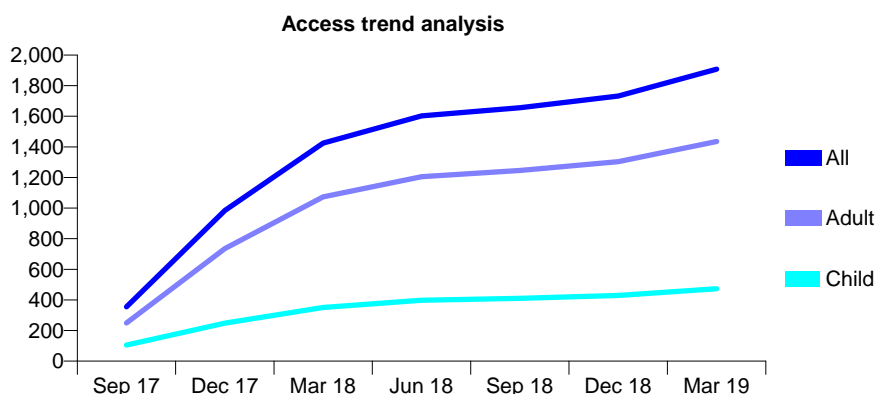
Q68 - Vital Signs At a Glance Contract Report for 100476/0000 - Year end March 2019

Name or company name	Jayne Withinshaw Limited
Contract type name	GDS Contract
Purpose of contract	General
Contract start date	01/08/2017
Contract end date	

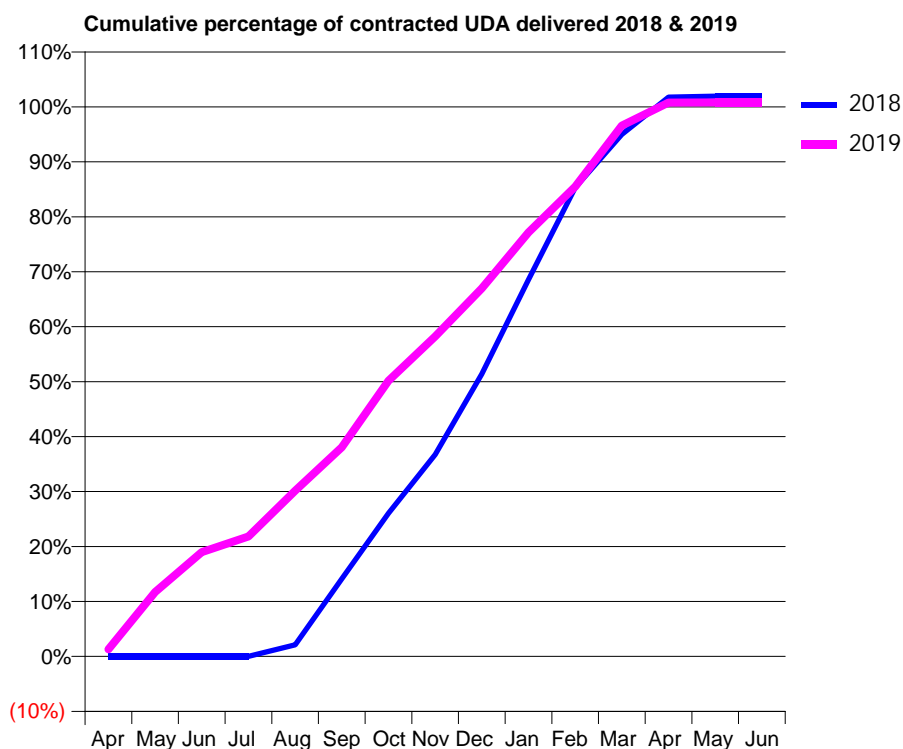
18/19 Contracted general activity (UDA)	4,950
Carry forward general activity (UDA)	0
18/19 Contracted orthodontic activity (UOA)	0
Carry forward orthodontic activity (UOA)	0
Baseline contract value	£122,543.13

ACCESS*

Patients seen in 24 months	Total	Change since previous quarter
Quarter ending March 2018	1,424	
Quarter ending June 2018	1,603	↑
Quarter ending September 2018	1,656	↑
Quarter ending December 2018	1,732	↑
Quarter ending March 2019	1,908	↑
Variance since March 2018	34.0%	↑



ACTIVITY



Month	Adjusted Scheduled Activity (UDA)	
	2018	2019
April	0	64
May	0	581
June	0	939
July	0	1,080
August	69	1,492
September	459	1,883
October	847	2,484
November	1,195	2,883
December	1,671	3,315
January	2,230	3,819
February	2,774	4,231
March	3,089	4,781
April	3,309	4,988
May	3,315	4,989
June	3,315	4,989

QUALITY

	Quantity	Base Number	Contract	AT	Region	England
% of FP17s for the same patient ID Re-attending within 3 months - Children	56	642	8.7%	9.6%	11.3%	11.8%
% of FP17s for the same patient ID Re-attending within 3 months - Adults	233	1,914	12.2%	15.2%	15.4%	15.7%
% of FP17s for the same patient ID Re-attending between 3 & 9 months - Children	302	642	47.0%	60.2%	61.3%	58.9%
% of FP17s for the same patient ID Re-attending between 3 & 9 months - Adults	987	1,914	51.6%	51.3%	52.1%	50.8%
% of FP17s for Band 1 Urgent Courses	31	2,540	1.2%	9.5%	9.5%	9.1%
% of FP17s Relating to Free Repair or Replacements	10	2,540	0.4%	0.5%	0.6%	0.8%
% of FP17s Relating to Continuations	49	2,540	1.9%	0.8%	0.8%	0.9%
% of Patients satisfied with the dentistry they have received	0	1	N/A	92.4%	92.4%	92.5%
% of Patients satisfied with the time they had to wait for an appointment	1	1	N/A	88.4%	86.3%	87.0%

* This is based on patients treated on this contract for their most recent course of treatment. Figures in italics indicate the base number of FP17s or Patient Questionnaire responses are less than 100. N/A is shown where the base number of responses is less than 10 during the period. % is calculated as Quantity/Base number*100

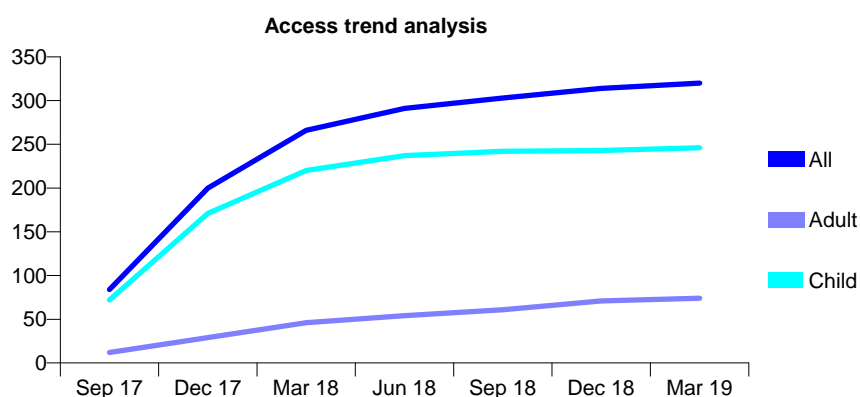
Q68 - Vital Signs At a Glance Contract Report for 100477/0000 - Year end March 2019

Name or company name	Knights Dental Surgery Limited
Contract type name	GDS Contract
Purpose of contract	General
Contract start date	01/08/2017
Contract end date	

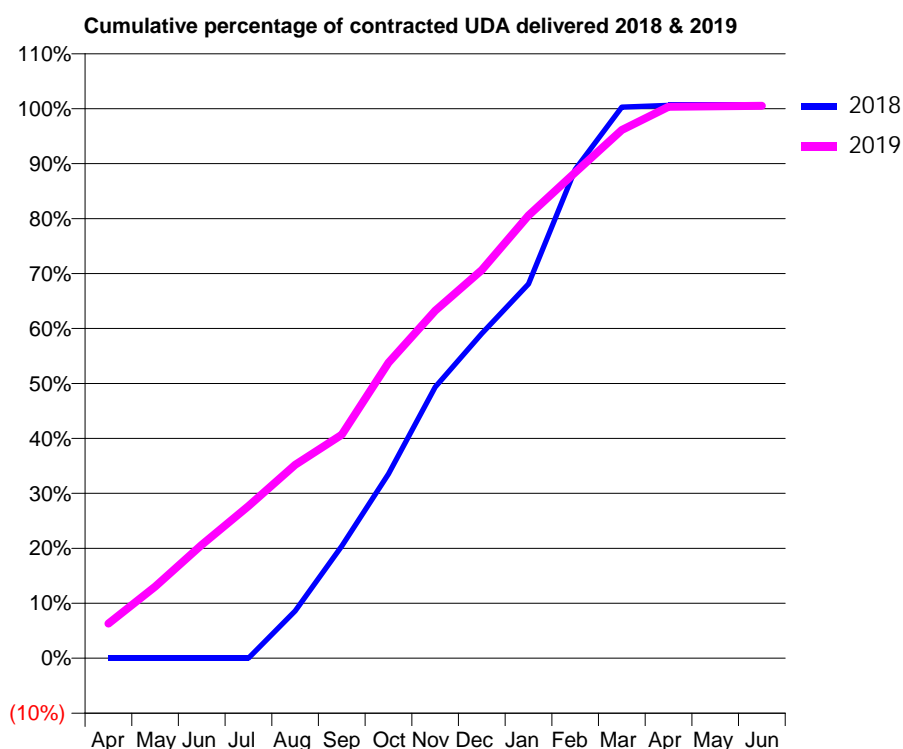
18/19 Contracted general activity (UDA)	1,140
Carry forward general activity (UDA)	0
18/19 Contracted orthodontic activity (UOA)	0
Carry forward orthodontic activity (UOA)	0
Baseline contract value	£30,118.09

ACCESS*

Patients seen in 24 months	Total	Change since previous quarter
Quarter ending March 2018	266	
Quarter ending June 2018	291	↑
Quarter ending September 2018	303	↑
Quarter ending December 2018	314	↑
Quarter ending March 2019	320	→
Variance since March 2018	20.3%	↑



ACTIVITY



Month	2018	2019
April	0	72
May	0	149
June	0	235
July	0	315
August	63	401
September	151	464
October	248	613
November	364	721
December	436	805
January	503	918
February	656	1,008
March	740	1,096
April	742	1,144
May	742	1,145
June	742	1,146

QUALITY

	Quantity	Base Number	Contract	AT	Region	England
% of FP17s for the same patient ID Re-attending within 3 months - Children	32	423	7.6%	9.6%	11.3%	11.8%
% of FP17s for the same patient ID Re-attending within 3 months - Adults	24	90	26.7%	15.2%	15.4%	15.7%
% of FP17s for the same patient ID Re-attending between 3 & 9 months - Children	318	423	75.2%	60.2%	61.3%	58.9%
% of FP17s for the same patient ID Re-attending between 3 & 9 months - Adults	44	90	48.9%	51.3%	52.1%	50.8%
% of FP17s for Band 1 Urgent Courses	34	533	6.4%	9.5%	9.5%	9.1%
% of FP17s Relating to Free Repair or Replacements	0	533	0.0%	0.5%	0.6%	0.8%
% of FP17s Relating to Continuations	0	533	0.0%	0.8%	0.8%	0.9%
% of Patients satisfied with the dentistry they have received	2	2	N/A	92.4%	92.4%	92.5%
% of Patients satisfied with the time they had to wait for an appointment	2	2	N/A	88.4%	86.3%	87.0%

* This is based on patients treated on this contract for their most recent course of treatment. Figures in italics indicate the base number of FP17s or Patient Questionnaire responses are less than 100. N/A is shown where the base number of responses is less than 10 during the period. % is calculated as Quantity/Base number*100

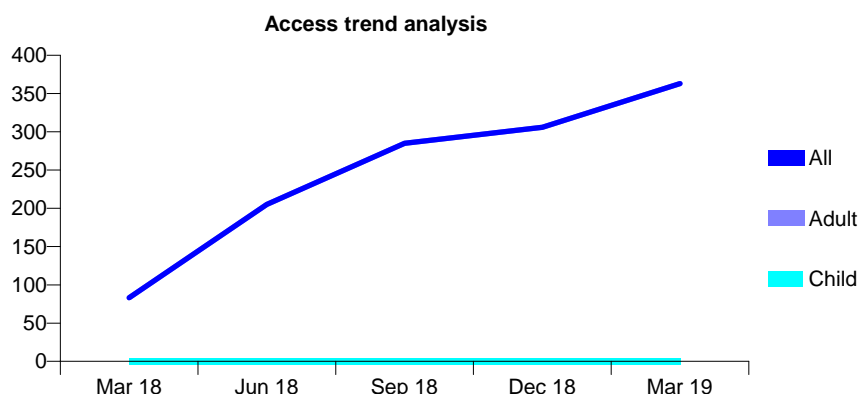
Q68 - Vital Signs At a Glance Contract Report for 100515/0000 - Year end March 2019

Name or company name	MR D MYERS
Contract type name	GDS Contract
Purpose of contract	General
Contract start date	01/07/2017
Contract end date	

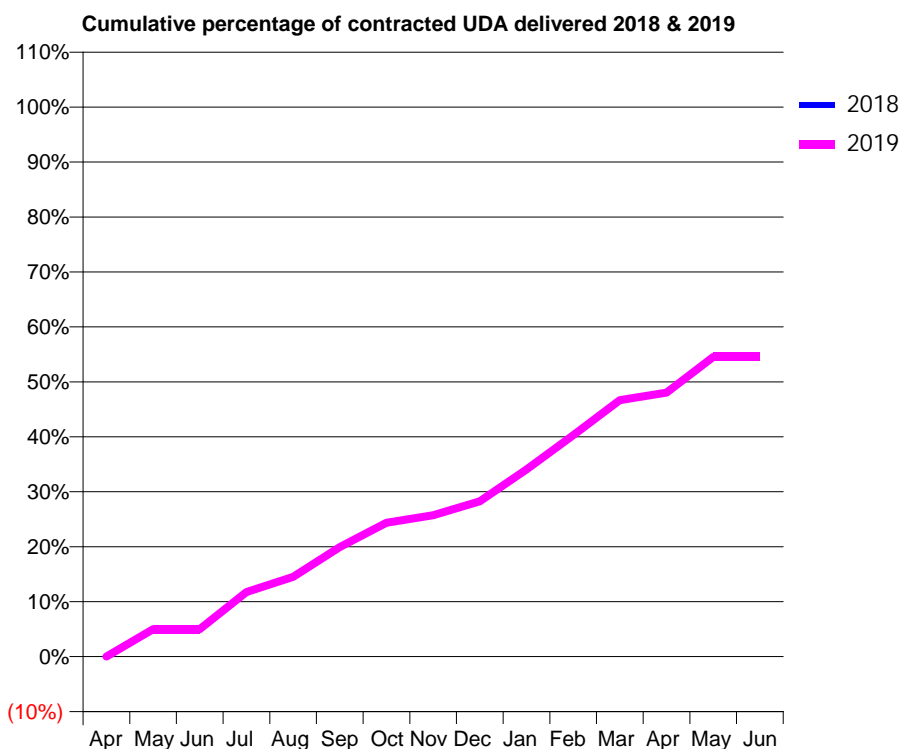
18/19 Contracted general activity (UDA)	1,587
Carry forward general activity (UDA)	0
18/19 Contracted orthodontic activity (UOA)	0
Carry forward orthodontic activity (UOA)	0
Baseline contract value	£57,308.76

ACCESS*

Patients seen in 24 months	Total	Change since previous quarter
Quarter ending March 2018	83	
Quarter ending June 2018	205	↑
Quarter ending September 2018	285	↑
Quarter ending December 2018	306	↑
Quarter ending March 2019	363	↑
Variance since March 2018	337.3%	↑



ACTIVITY



Month	Adjusted Scheduled Activity (UDA)	
	2018	2019
April	0	0
May	0	79
June	0	79
July	0	186
August	0	230
September	0	316
October	0	386
November	0	408
December	0	449
January	143	541
February	189	640
March	241	741
April	536	762
May	602	865
June	602	865

QUALITY

	Quantity	Base Number	Contract	AT	Region	England
% of FP17s for the same patient ID Re-attending within 3 months - Children	0	0	N/A	9.6%	11.3%	11.8%
% of FP17s for the same patient ID Re-attending within 3 months - Adults	1	346	0.3%	15.2%	15.4%	15.7%
% of FP17s for the same patient ID Re-attending between 3 & 9 months - Children	0	0	N/A	60.2%	61.3%	58.9%
% of FP17s for the same patient ID Re-attending between 3 & 9 months - Adults	18	346	5.2%	51.3%	52.1%	50.8%
% of FP17s for Band 1 Urgent Courses	7	261	2.7%	9.5%	9.5%	9.1%
% of FP17s Relating to Free Repair or Replacements	1	261	0.4%	0.5%	0.6%	0.8%
% of FP17s Relating to Continuations	0	261	0.0%	0.8%	0.8%	0.9%
% of Patients satisfied with the dentistry they have received	0	0	N/A	92.4%	92.4%	92.5%
% of Patients satisfied with the time they had to wait for an appointment	0	0	N/A	88.4%	86.3%	87.0%

* This is based on patients treated on this contract for their most recent course of treatment. Figures in italics indicate the base number of FP17s or Patient Questionnaire responses are less than 100. N/A is shown where the base number of responses is less than 10 during the period. % is calculated as Quantity/Base number*100

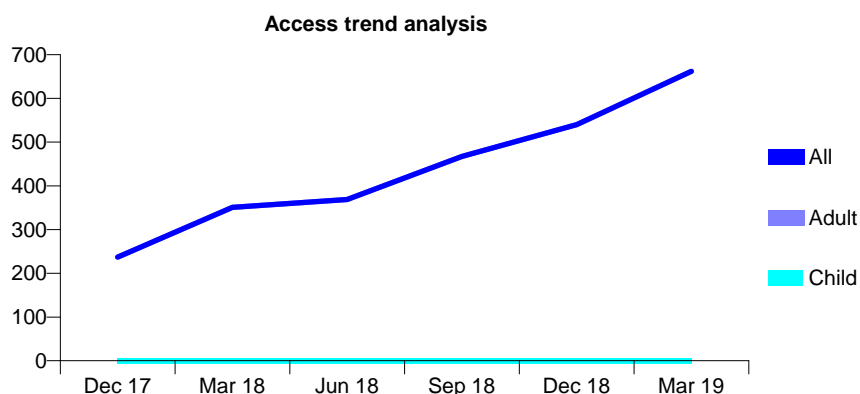
Q68 - Vital Signs At a Glance Contract Report for 100516/0000 - Year end March 2019

Name or company name	MR WM HOULDEN
Contract type name	GDS Contract
Purpose of contract	General
Contract start date	01/07/2017
Contract end date	

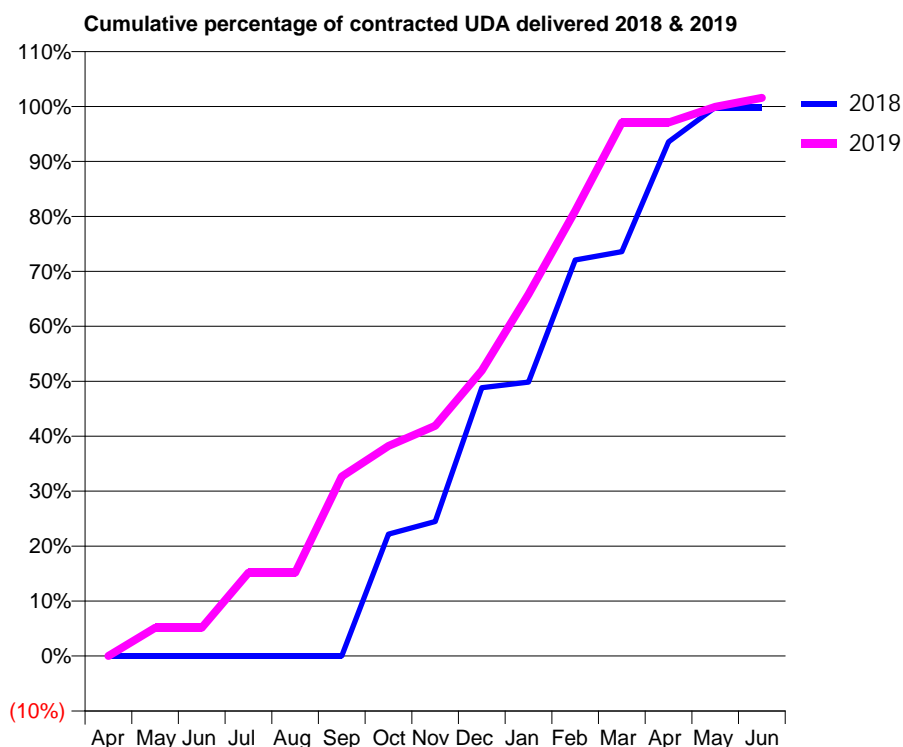
18/19 Contracted general activity (UDA)	2,800
Carry forward general activity (UDA)	0
18/19 Contracted orthodontic activity (UOA)	0
Carry forward orthodontic activity (UOA)	0
Baseline contract value	£93,840.63

ACCESS*

Patients seen in 24 months	Total	Change since previous quarter
Quarter ending March 2018	351	
Quarter ending June 2018	369	↑
Quarter ending September 2018	467	↑
Quarter ending December 2018	540	↑
Quarter ending March 2019	662	↑
Variance since March 2018	88.6%	↑



ACTIVITY



Month	Adjusted Scheduled Activity (UDA)	
	2018	2019
April	0	0
May	0	143
June	0	143
July	0	424
August	0	424
September	0	914
October	456	1,070
November	504	1,173
December	1,005	1,455
January	1,026	1,843
February	1,483	2,268
March	1,514	2,718
April	1,925	2,718
May	2,055	2,798
June	2,055	2,844

QUALITY

	Quantity	Base Number	Contract	AT	Region	England
% of FP17s for the same patient ID Re-attending within 3 months - Children	0	0	N/A	9.6%	11.3%	11.8%
% of FP17s for the same patient ID Re-attending within 3 months - Adults	166	779	21.3%	15.2%	15.4%	15.7%
% of FP17s for the same patient ID Re-attending between 3 & 9 months - Children	0	0	N/A	60.2%	61.3%	58.9%
% of FP17s for the same patient ID Re-attending between 3 & 9 months - Adults	114	779	14.6%	51.3%	52.1%	50.8%
% of FP17s for Band 1 Urgent Courses	50	678	7.4%	9.5%	9.5%	9.1%
% of FP17s Relating to Free Repair or Replacements	0	678	0.0%	0.5%	0.6%	0.8%
% of FP17s Relating to Continuations	0	678	0.0%	0.8%	0.8%	0.9%
% of Patients satisfied with the dentistry they have received	0	0	N/A	92.4%	92.4%	92.5%
% of Patients satisfied with the time they had to wait for an appointment	0	0	N/A	88.4%	86.3%	87.0%

* This is based on patients treated on this contract for their most recent course of treatment. Figures in italics indicate the base number of FP17s or Patient Questionnaire responses are less than 100. N/A is shown where the base number of responses is less than 10 during the period. % is calculated as Quantity/Base number*100

Q68 - Vital Signs At a Glance Contract Report for 100566/0000 - Year end March 2019


Name or company name	The Sea Road Dental Practice Partnership
Contract type name	GDS Contract
Purpose of contract	General
Contract start date	01/11/2017
Contract end date	

18/19 Contracted general activity (UDA)	5,000
Carry forward general activity (UDA)	0
18/19 Contracted orthodontic activity (UOA)	0
Carry forward orthodontic activity (UOA)	0
Baseline contract value	£128,051.22

ACCESS*

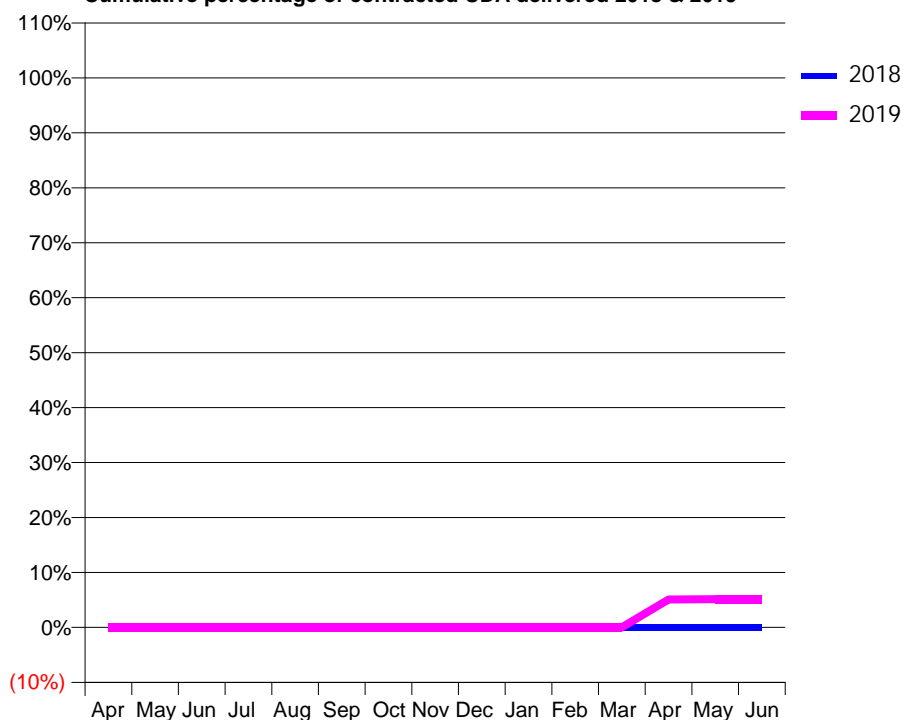
Patients seen in 24 months	Total	Change since previous quarter
Quarter ending March 2018	0	
Quarter ending June 2018	0	
Quarter ending September 2018	0	
Quarter ending December 2018	0	
Quarter ending March 2019	31	
Variance since March 2018	N/A	

Access trend analysis



ACTIVITY

Cumulative percentage of contracted UDA delivered 2018 & 2019



Adjusted Scheduled Activity (UDA)

Month	2018	2019
April	0	0
May	0	0
June	0	0
July	0	0
August	0	0
September	0	0
October	0	0
November	0	0
December	0	0
January	0	0
February	0	0
March	0	0
April	0	255
May	0	258
June	0	258

QUALITY

	Quantity	Base Number	Contract	AT	Region	England
% of FP17s for the same patient ID Re-attending within 3 months - Children	0	0	N/A	9.6%	11.3%	11.8%
% of FP17s for the same patient ID Re-attending within 3 months - Adults	0	0	N/A	15.2%	15.4%	15.7%
% of FP17s for the same patient ID Re-attending between 3 & 9 months - Children	0	0	N/A	60.2%	61.3%	58.9%
% of FP17s for the same patient ID Re-attending between 3 & 9 months - Adults	0	0	N/A	51.3%	52.1%	50.8%
% of FP17s for Band 1 Urgent Courses	8	131	6.1%	9.5%	9.5%	9.1%
% of FP17s Relating to Free Repair or Replacements	0	131	0.0%	0.5%	0.6%	0.8%
% of FP17s Relating to Continuations	1	131	0.8%	0.8%	0.8%	0.9%
% of Patients satisfied with the dentistry they have received	0	0	N/A	92.4%	92.4%	92.5%
% of Patients satisfied with the time they had to wait for an appointment	0	0	N/A	88.4%	86.3%	87.0%

* This is based on patients treated on this contract for their most recent course of treatment.

Figures in italics indicate the base number of FP17s or Patient Questionnaire responses are less than 100. N/A is shown where the base number of responses is less than 10 during the period. % is calculated as Quantity/Base number*100

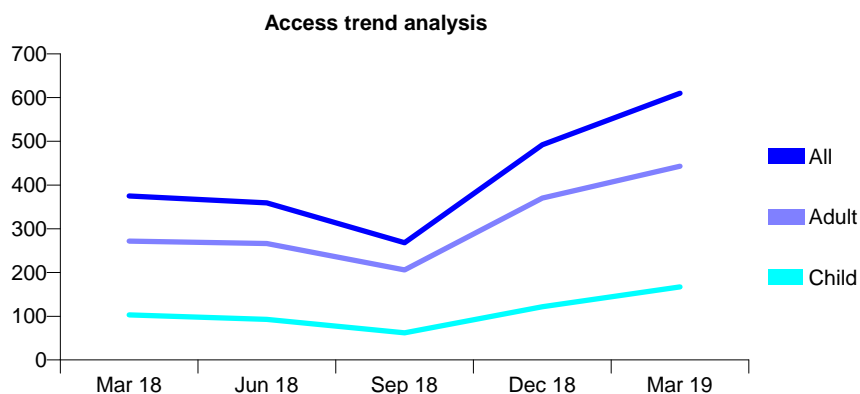
Q68 - Vital Signs At a Glance Contract Report for 100589/0000 - Year end March 2019

Name or company name	Mr A Patel and Ms P Patel
Contract type name	GDS Contract
Purpose of contract	General
Contract start date	01/04/2017
Contract end date	31/03/2019

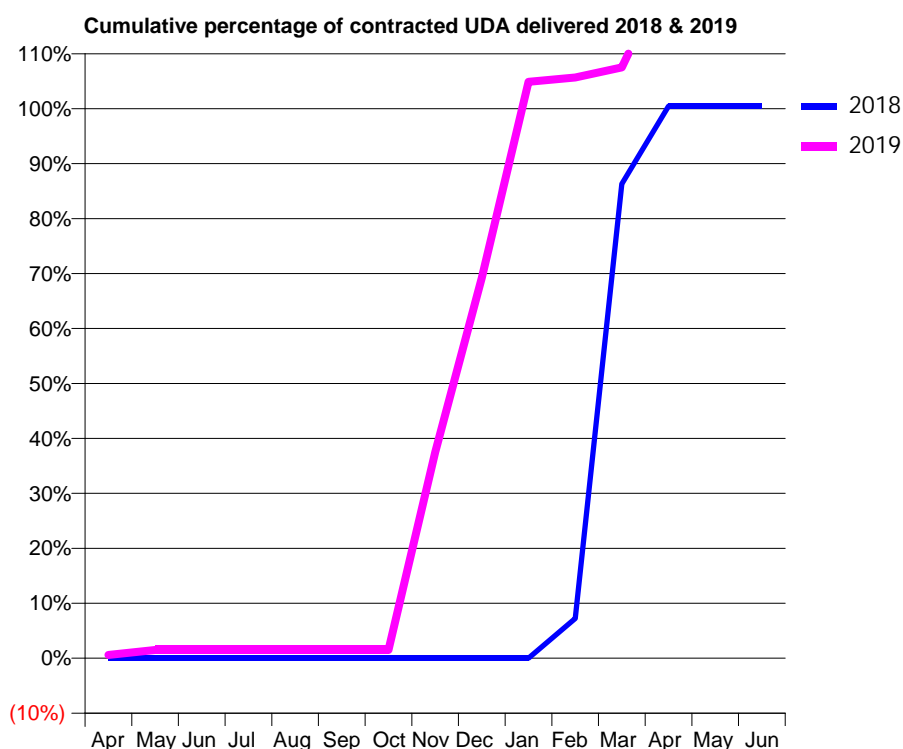
18/19 Contracted general activity (UDA)	1,000
Carry forward general activity (UDA)	0
18/19 Contracted orthodontic activity (UOA)	0
Carry forward orthodontic activity (UOA)	0
Baseline contract value	£27,625.52

ACCESS*

Patients seen in 24 months	Total	Change since previous quarter
Quarter ending March 2018	375	
Quarter ending June 2018	359	↓
Quarter ending September 2018	268	↓
Quarter ending December 2018	492	↑
Quarter ending March 2019	610	↑
Variance since March 2018	62.7%	↑



ACTIVITY



Month	Adjusted Scheduled Activity (UDA)	
	2018	2019
April	0	6
May	0	15
June	0	15
July	0	15
August	0	15
September	0	15
October	0	15
November	0	375
December	0	692
January	0	1,049
February	80	1,057
March	949	1,075
April	1,105	1,251
May	1,105	1,248
June	1,105	1,248

QUALITY

	Quantity	Base Number	Contract	AT	Region	England
% of FP17s for the same patient ID Re-attending within 3 months - Children	3	172	1.7%	9.6%	11.3%	11.8%
% of FP17s for the same patient ID Re-attending within 3 months - Adults	10	479	2.1%	15.2%	15.4%	15.7%
% of FP17s for the same patient ID Re-attending between 3 & 9 months - Children	29	172	16.9%	60.2%	61.3%	58.9%
% of FP17s for the same patient ID Re-attending between 3 & 9 months - Adults	42	479	8.8%	51.3%	52.1%	50.8%
% of FP17s for Band 1 Urgent Courses	68	654	10.4%	9.5%	9.5%	9.1%
% of FP17s Relating to Free Repair or Replacements	1	654	0.2%	0.5%	0.6%	0.8%
% of FP17s Relating to Continuations	1	654	0.2%	0.8%	0.8%	0.9%
% of Patients satisfied with the dentistry they have received	0	0	N/A	92.4%	92.4%	92.5%
% of Patients satisfied with the time they had to wait for an appointment	0	0	N/A	88.4%	86.3%	87.0%

* This is based on patients treated on this contract for their most recent course of treatment.

Figures in italics indicate the base number of FP17s or Patient Questionnaire responses are less than 100. N/A is shown where the base number of responses is less than 10 during the period. % is calculated as Quantity/Base number*100

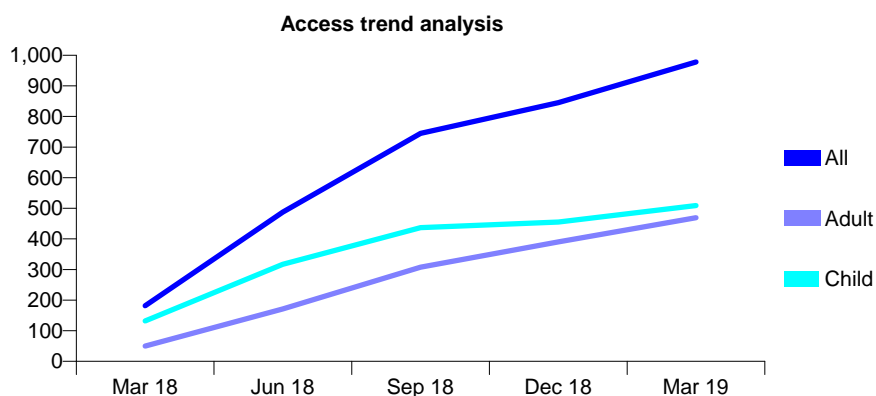
Q68 - Vital Signs At a Glance Contract Report for 100596/0000 - Year end March 2019

Name or company name	MISS NB MUSTAFA
Contract type name	GDS Contract
Purpose of contract	General
Contract start date	01/02/2018
Contract end date	

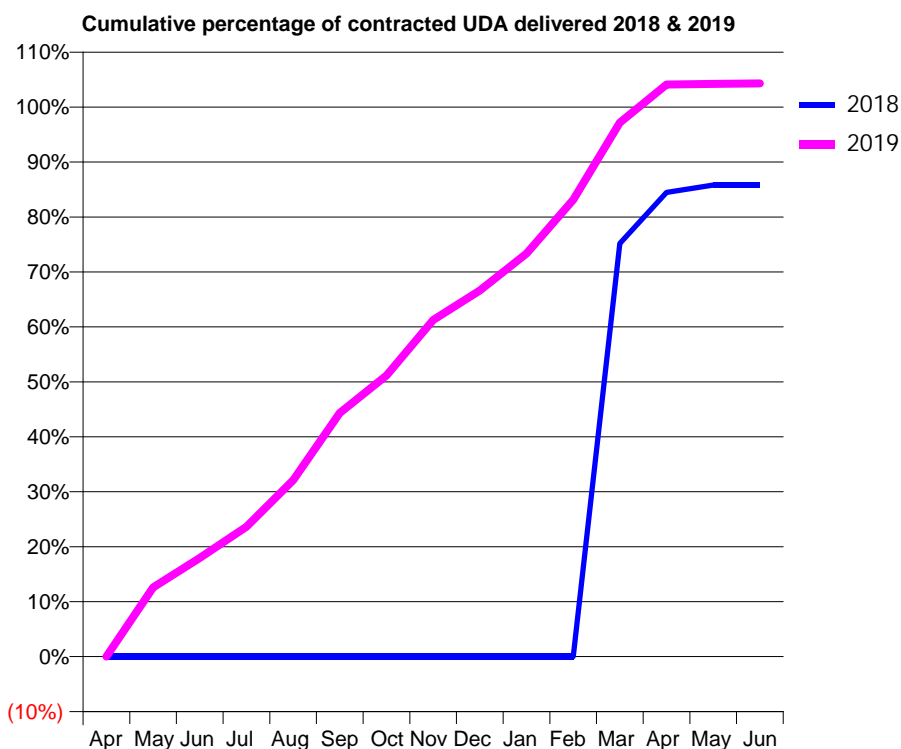
18/19 Contracted general activity (UDA)	3,174
Carry forward general activity (UDA)	0
18/19 Contracted orthodontic activity (UOA)	0
Carry forward orthodontic activity (UOA)	0
Baseline contract value	£81,199.44

ACCESS*

Patients seen in 24 months	Total	Change since previous quarter
Quarter ending March 2018	182	
Quarter ending June 2018	488	↑
Quarter ending September 2018	745	↑
Quarter ending December 2018	845	↑
Quarter ending March 2019	978	↑
Variance since March 2018	437.4%	↑



ACTIVITY



Month	Adjusted Scheduled Activity (UDA)	
	2018	2019
April	0	0
May	0	400
June	0	571
July	0	751
August	0	1,019
September	0	1,408
October	0	1,624
November	0	1,945
December	0	2,115
January	0	2,328
February	0	2,638
March	398	3,085
April	447	3,304
May	454	3,308
June	454	3,311

QUALITY

	Quantity	Base Number	Contract	AT	Region	England
% of FP17s for the same patient ID Re-attending within 3 months - Children	49	897	5.5%	9.6%	11.3%	11.8%
% of FP17s for the same patient ID Re-attending within 3 months - Adults	102	733	13.9%	15.2%	15.4%	15.7%
% of FP17s for the same patient ID Re-attending between 3 & 9 months - Children	407	897	45.4%	60.2%	61.3%	58.9%
% of FP17s for the same patient ID Re-attending between 3 & 9 months - Adults	222	733	30.3%	51.3%	52.1%	50.8%
% of FP17s for Band 1 Urgent Courses	59	1,637	3.6%	9.5%	9.5%	9.1%
% of FP17s Relating to Free Repair or Replacements	3	1,637	0.2%	0.5%	0.6%	0.8%
% of FP17s Relating to Continuations	4	1,637	0.2%	0.8%	0.8%	0.9%
% of Patients satisfied with the dentistry they have received	1	1	N/A	92.4%	92.4%	92.5%
% of Patients satisfied with the time they had to wait for an appointment	1	1	N/A	88.4%	86.3%	87.0%

* This is based on patients treated on this contract for their most recent course of treatment. Figures in italics indicate the base number of FP17s or Patient Questionnaire responses are less than 100. N/A is shown where the base number of responses is less than 10 during the period. % is calculated as Quantity/Base number*100

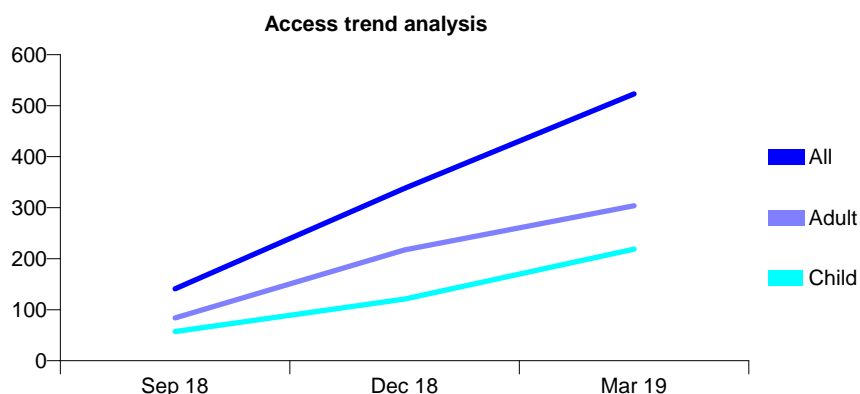
Q68 - Vital Signs At a Glance Contract Report for 100705/0000 - Year end March 2019

Name or company name	MRS A CASTELLHEIM GHAREH
Contract type name	GDS Contract
Purpose of contract	General
Contract start date	28/05/2018
Contract end date	

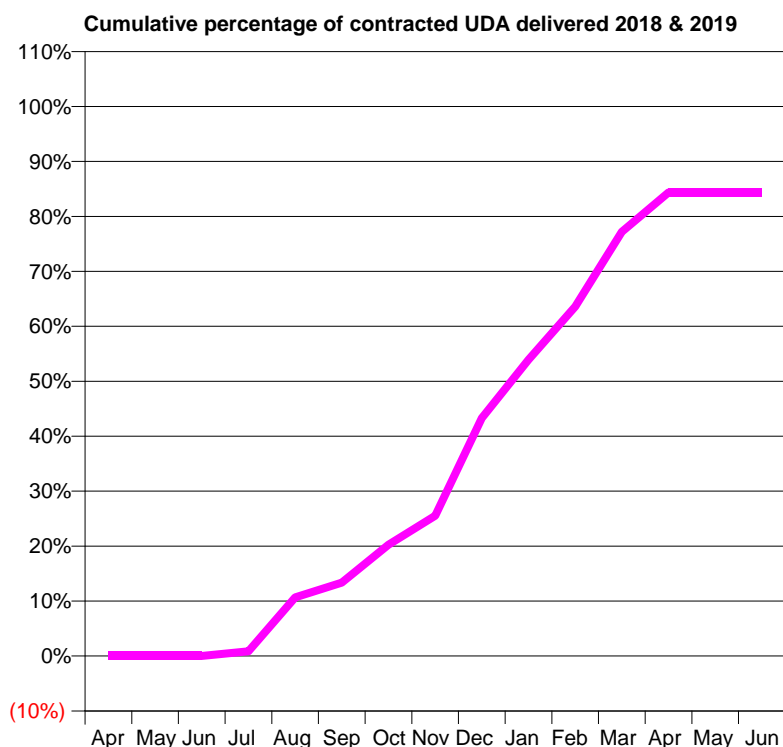
18/19 Contracted general activity (UDA)	2,000
Carry forward general activity (UDA)	0
18/19 Contracted orthodontic activity (UOA)	0
Carry forward orthodontic activity (UOA)	0
Baseline contract value	£57,998.27

ACCESS*

Patients seen in 24 months	Total	Change since previous quarter
Quarter ending March 2018	0	
Quarter ending June 2018	0	
Quarter ending September 2018	141	↑
Quarter ending December 2018	338	↑
Quarter ending March 2019	523	↑
Variance since March 2018	N/A	



ACTIVITY



Month	Adjusted Scheduled Activity (UDA)	
	2018	2019
April	0	0
May	0	0
June	0	0
July	0	17
August	0	214
September	0	267
October	0	405
November	0	511
December	0	866
January	0	1,078
February	0	1,272
March	0	1,544
April	0	1,687
May	0	1,687
June	0	1,687

QUALITY

	Quantity	Base Number	Contract	AT	Region	England
% of FP17s for the same patient ID Re-attending within 3 months - Children	9	270	3.3%	9.6%	11.3%	11.8%
% of FP17s for the same patient ID Re-attending within 3 months - Adults	34	384	8.9%	15.2%	15.4%	15.7%
% of FP17s for the same patient ID Re-attending between 3 & 9 months - Children	31	270	11.5%	60.2%	61.3%	58.9%
% of FP17s for the same patient ID Re-attending between 3 & 9 months - Adults	28	384	7.3%	51.3%	52.1%	50.8%
% of FP17s for Band 1 Urgent Courses	81	692	11.7%	9.5%	9.5%	9.1%
% of FP17s Relating to Free Repair or Replacements	0	692	0.0%	0.5%	0.6%	0.8%
% of FP17s Relating to Continuations	0	692	0.0%	0.8%	0.8%	0.9%
% of Patients satisfied with the dentistry they have received	0	0	N/A	92.4%	92.4%	92.5%
% of Patients satisfied with the time they had to wait for an appointment	0	0	N/A	88.4%	86.3%	87.0%

* This is based on patients treated on this contract for their most recent course of treatment. Figures in italics indicate the base number of FP17s or Patient Questionnaire responses are less than 100. N/A is shown where the base number of responses is less than 10 during the period. % is calculated as Quantity/Base number*100

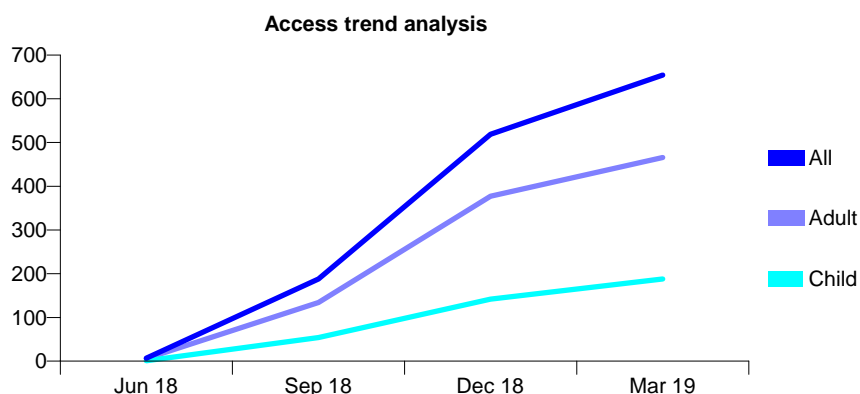
Q68 - Vital Signs At a Glance Contract Report for 100706/0000 - Year end March 2019

Name or company name	Priors Croft Partnership
Contract type name	GDS Contract
Purpose of contract	General
Contract start date	01/04/2018
Contract end date	31/03/2025

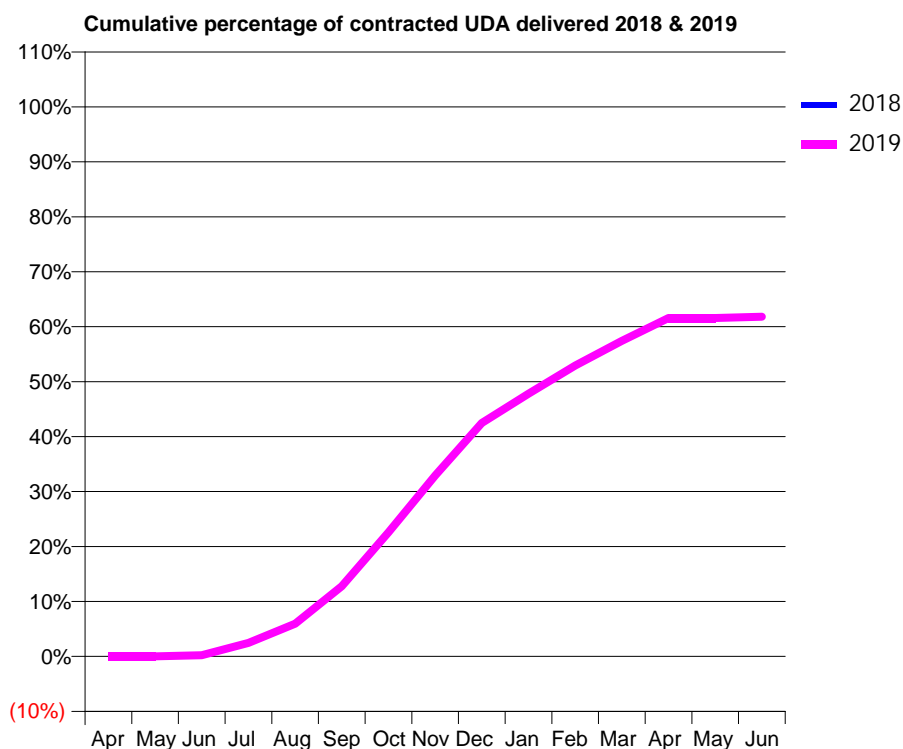
18/19 Contracted general activity (UDA)	3,000
Carry forward general activity (UDA)	0
18/19 Contracted orthodontic activity (UOA)	0
Carry forward orthodontic activity (UOA)	0
Baseline contract value	£78,944.35

ACCESS*

Patients seen in 24 months	Total	Change since previous quarter
Quarter ending March 2018	0	
Quarter ending June 2018	7	↑
Quarter ending September 2018	188	↑
Quarter ending December 2018	519	↑
Quarter ending March 2019	654	↑
Variance since March 2018	N/A	



ACTIVITY



Month	Adjusted Scheduled Activity (UDA)	
	2018	2019
April	0	0
May	0	0
June	0	7
July	0	74
August	0	179
September	0	383
October	0	678
November	0	988
December	0	1,274
January	0	1,434
February	0	1,588
March	0	1,723
April	0	1,848
May	0	1,848
June	0	1,855

QUALITY

	Quantity	Base Number	Contract	AT	Region	England
% of FP17s for the same patient ID Re-attending within 3 months - Children	8	231	3.5%	9.6%	11.3%	11.8%
% of FP17s for the same patient ID Re-attending within 3 months - Adults	58	606	9.6%	15.2%	15.4%	15.7%
% of FP17s for the same patient ID Re-attending between 3 & 9 months - Children	9	231	3.9%	60.2%	61.3%	58.9%
% of FP17s for the same patient ID Re-attending between 3 & 9 months - Adults	29	606	4.8%	51.3%	52.1%	50.8%
% of FP17s for Band 1 Urgent Courses	68	904	7.5%	9.5%	9.5%	9.1%
% of FP17s Relating to Free Repair or Replacements	7	904	0.8%	0.5%	0.6%	0.8%
% of FP17s Relating to Continuations	3	904	0.3%	0.8%	0.8%	0.9%
% of Patients satisfied with the dentistry they have received	0	0	N/A	92.4%	92.4%	92.5%
% of Patients satisfied with the time they had to wait for an appointment	0	0	N/A	88.4%	86.3%	87.0%

* This is based on patients treated on this contract for their most recent course of treatment. Figures in italics indicate the base number of FP17s or Patient Questionnaire responses are less than 100. N/A is shown where the base number of responses is less than 10 during the period. % is calculated as Quantity/Base number*100

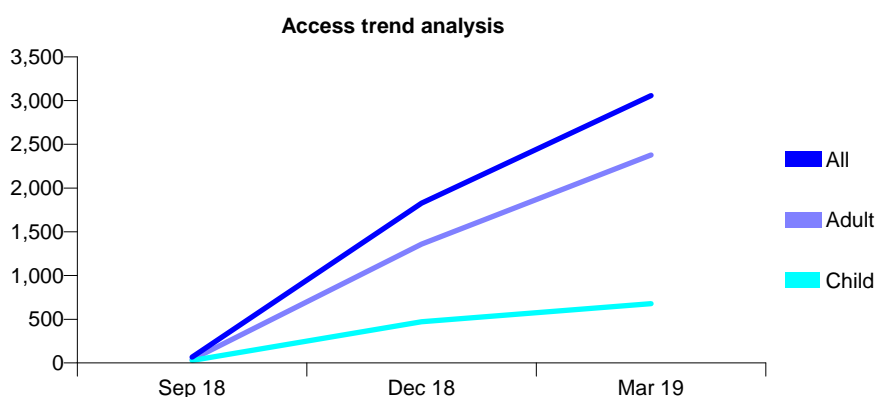
Q68 - Vital Signs At a Glance Contract Report for 100852/0000 - Year end March 2019

Name or company name	Bristol Gardens Dental Practice Partnership
Contract type name	GDS Contract
Purpose of contract	General
Contract start date	10/08/2018
Contract end date	

18/19 Contracted general activity (UDA)	14,745
Carry forward general activity (UDA)	0
18/19 Contracted orthodontic activity (UOA)	0
Carry forward orthodontic activity (UOA)	0
Baseline contract value	£363,503.78

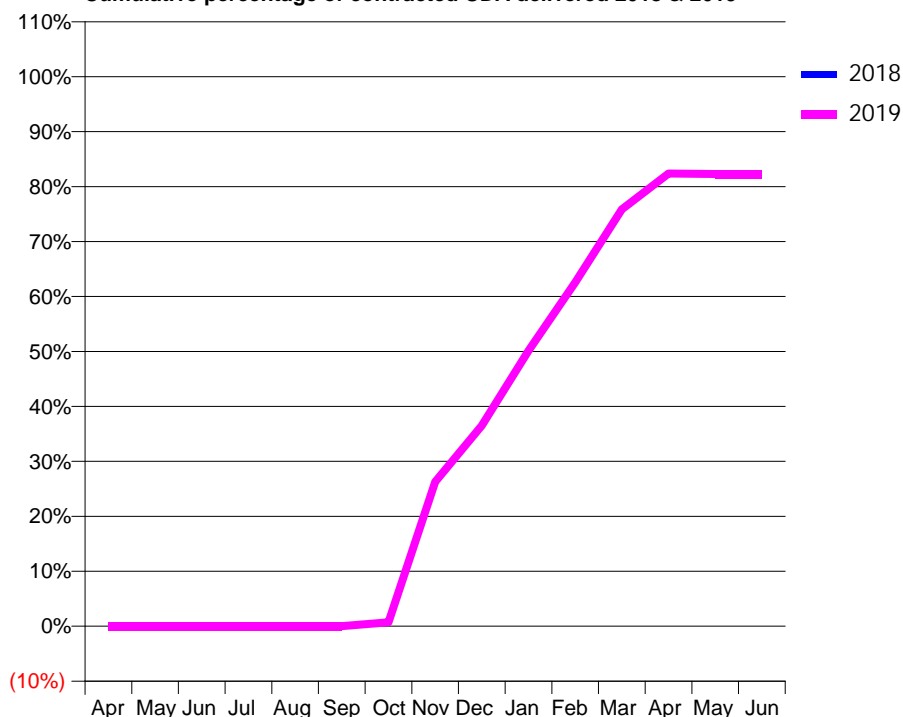
ACCESS*

Patients seen in 24 months	Total	Change since previous quarter
Quarter ending March 2018	0	
Quarter ending June 2018	0	
Quarter ending September 2018	67	↑
Quarter ending December 2018	1,828	↑
Quarter ending March 2019	3,057	↑
Variance since March 2018	N/A	



ACTIVITY

Cumulative percentage of contracted UDA delivered 2018 & 2019



Adjusted Scheduled Activity (UDA)

Month	2018	2019
April	0	0
May	0	0
June	0	0
July	0	0
August	0	0
September	0	0
October	0	104
November	0	3,876
December	0	5,383
January	0	7,390
February	0	9,228
March	0	11,184
April	0	12,146
May	0	12,130
June	0	12,130

QUALITY

	Quantity	Base Number	Contract	AT	Region	England
% of FP17s for the same patient ID Re-attending within 3 months - Children	50	786	6.4%	9.6%	11.3%	11.8%
% of FP17s for the same patient ID Re-attending within 3 months - Adults	350	2,868	12.2%	15.2%	15.4%	15.7%
% of FP17s for the same patient ID Re-attending between 3 & 9 months - Children	64	786	8.1%	60.2%	61.3%	58.9%
% of FP17s for the same patient ID Re-attending between 3 & 9 months - Adults	175	2,868	6.1%	51.3%	52.1%	50.8%
% of FP17s for Band 1 Urgent Courses	392	3,974	9.9%	9.5%	9.5%	9.1%
% of FP17s Relating to Free Repair or Replacements	3	3,974	0.1%	0.5%	0.6%	0.8%
% of FP17s Relating to Continuations	99	3,974	2.5%	0.8%	0.8%	0.9%
% of Patients satisfied with the dentistry they have received	0	0	N/A	92.4%	92.4%	92.5%
% of Patients satisfied with the time they had to wait for an appointment	0	0	N/A	88.4%	86.3%	87.0%

* This is based on patients treated on this contract for their most recent course of treatment.

Figures in italics indicate the base number of FP17s or Patient Questionnaire responses are less than 100. N/A is shown where the base number of responses is less than 10 during the period. % is calculated as Quantity/Base number*100

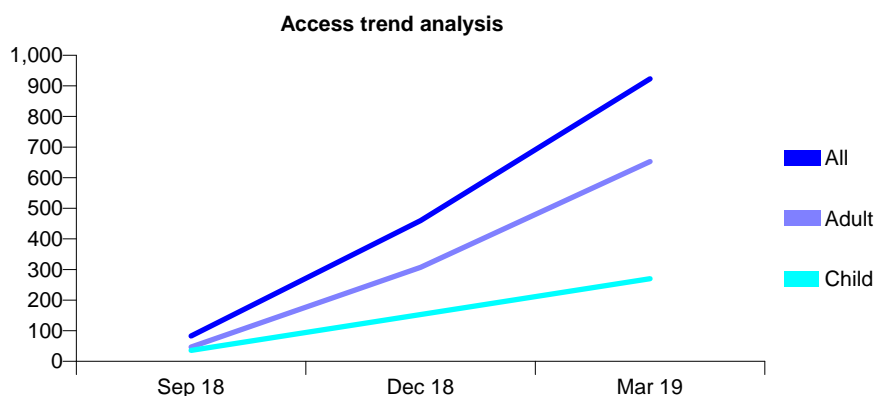
Q68 - Vital Signs At a Glance Contract Report for 100864/0000 - Year end March 2019

Name or company name	Mr A Vaidya and Mrs S Vaidya
Contract type name	GDS Contract
Purpose of contract	General
Contract start date	01/09/2018
Contract end date	

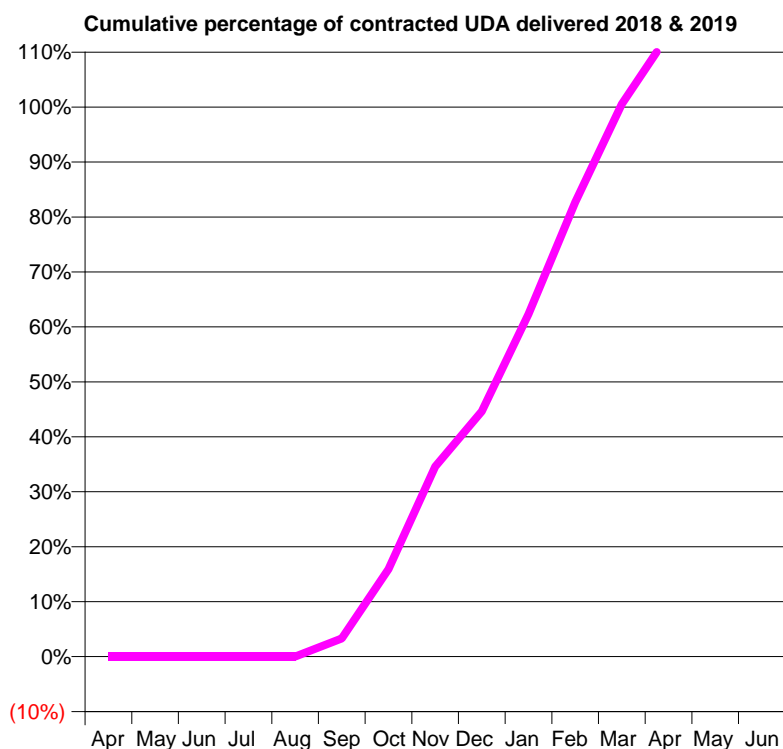
18/19 Contracted general activity (UDA)	1,000
Carry forward general activity (UDA)	0
18/19 Contracted orthodontic activity (UOA)	0
Carry forward orthodontic activity (UOA)	0
Baseline contract value	£27,444.61

ACCESS*

Patients seen in 24 months	Total	Change since previous quarter
Quarter ending March 2018	0	
Quarter ending June 2018	0	
Quarter ending September 2018	83	↑
Quarter ending December 2018	460	↑
Quarter ending March 2019	923	↑
Variance since March 2018	N/A	



ACTIVITY



Month	Adjusted Scheduled Activity (UDA)	
	2018	2019
April	0	0
May	0	0
June	0	0
July	0	0
August	0	0
September	0	33
October	0	159
November	0	346
December	0	446
January	0	623
February	0	827
March	0	1,005
April	0	1,132
May	0	1,132
June	0	1,132

QUALITY

	Quantity	Base Number	Contract	AT	Region	England
% of FP17s for the same patient ID Re-attending within 3 months - Children	6	265	2.3%	9.6%	11.3%	11.8%
% of FP17s for the same patient ID Re-attending within 3 months - Adults	47	680	6.9%	15.2%	15.4%	15.7%
% of FP17s for the same patient ID Re-attending between 3 & 9 months - Children	8	265	3.0%	60.2%	61.3%	58.9%
% of FP17s for the same patient ID Re-attending between 3 & 9 months - Adults	18	680	2.6%	51.3%	52.1%	50.8%
% of FP17s for Band 1 Urgent Courses	60	714	8.4%	9.5%	9.5%	9.1%
% of FP17s Relating to Free Repair or Replacements	2	714	0.3%	0.5%	0.6%	0.8%
% of FP17s Relating to Continuations	4	714	0.6%	0.8%	0.8%	0.9%
% of Patients satisfied with the dentistry they have received	0	0	N/A	92.4%	92.4%	92.5%
% of Patients satisfied with the time they had to wait for an appointment	0	0	N/A	88.4%	86.3%	87.0%

* This is based on patients treated on this contract for their most recent course of treatment. Figures in italics indicate the base number of FP17s or Patient Questionnaire responses are less than 100. N/A is shown where the base number of responses is less than 10 during the period. % is calculated as Quantity/Base number*100


Q68 - Vital Signs At a Glance Contract Report for 100974/0000 - Year end March 2019

Name or company name	Trinity Dental Practice Partnership
Contract type name	GDS Contract
Purpose of contract	General
Contract start date	01/04/2018
Contract end date	31/03/2019

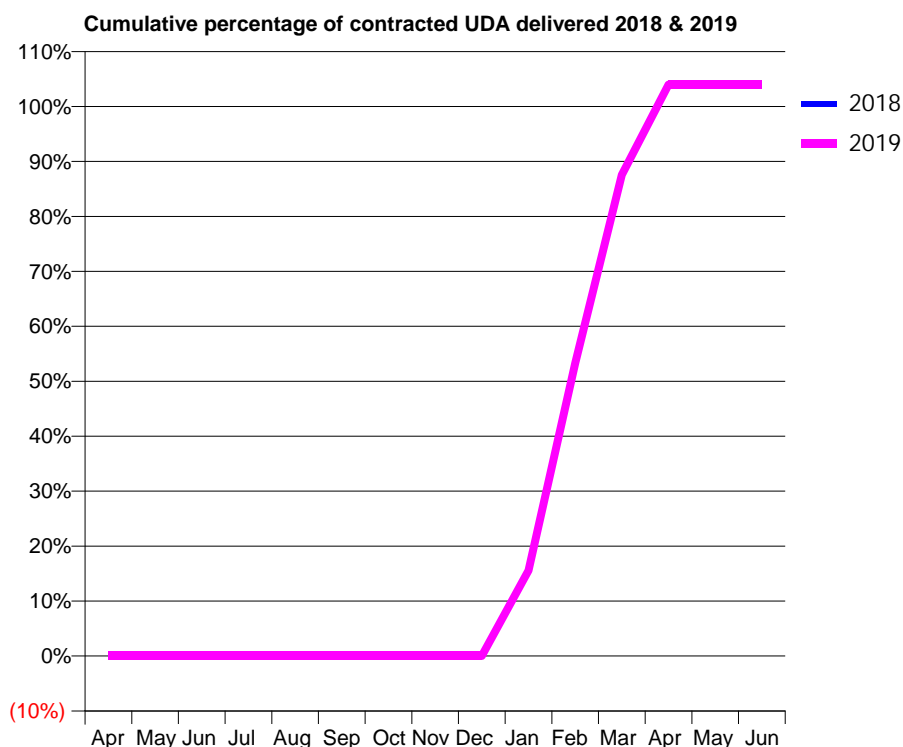
18/19 Contracted general activity (UDA)	2,500
Carry forward general activity (UDA)	0
18/19 Contracted orthodontic activity (UOA)	0
Carry forward orthodontic activity (UOA)	0
Baseline contract value	£60,019.44

ACCESS*

Patients seen in 24 months	Total	Change since previous quarter
Quarter ending March 2018	0	
Quarter ending June 2018	0	
Quarter ending September 2018	0	
Quarter ending December 2018	0	
Quarter ending March 2019	908	
Variance since March 2018	N/A	



ACTIVITY



Month	Adjusted Scheduled Activity (UDA)	
	2018	2019
April	0	0
May	0	0
June	0	0
July	0	0
August	0	0
September	0	0
October	0	0
November	0	0
December	0	0
January	0	389
February	0	1,333
March	0	2,189
April	0	2,599
May	0	2,599
June	0	2,599

QUALITY

	Quantity	Base Number	Contract	AT	Region	England
% of FP17s for the same patient ID Re-attending within 3 months - Children	6	334	1.8%	9.6%	11.3%	11.8%
% of FP17s for the same patient ID Re-attending within 3 months - Adults	31	549	5.6%	15.2%	15.4%	15.7%
% of FP17s for the same patient ID Re-attending between 3 & 9 months - Children	0	334	0.0%	60.2%	61.3%	58.9%
% of FP17s for the same patient ID Re-attending between 3 & 9 months - Adults	0	549	0.0%	51.3%	52.1%	50.8%
% of FP17s for Band 1 Urgent Courses	62	1,027	6.0%	9.5%	9.5%	9.1%
% of FP17s Relating to Free Repair or Replacements	0	1,027	0.0%	0.5%	0.6%	0.8%
% of FP17s Relating to Continuations	10	1,027	1.0%	0.8%	0.8%	0.9%
% of Patients satisfied with the dentistry they have received	0	0	N/A	92.4%	92.4%	92.5%
% of Patients satisfied with the time they had to wait for an appointment	0	0	N/A	88.4%	86.3%	87.0%

* This is based on patients treated on this contract for their most recent course of treatment. Figures in italics indicate the base number of FP17s or Patient Questionnaire responses are less than 100. N/A is shown where the base number of responses is less than 10 during the period. % is calculated as Quantity/Base number*100

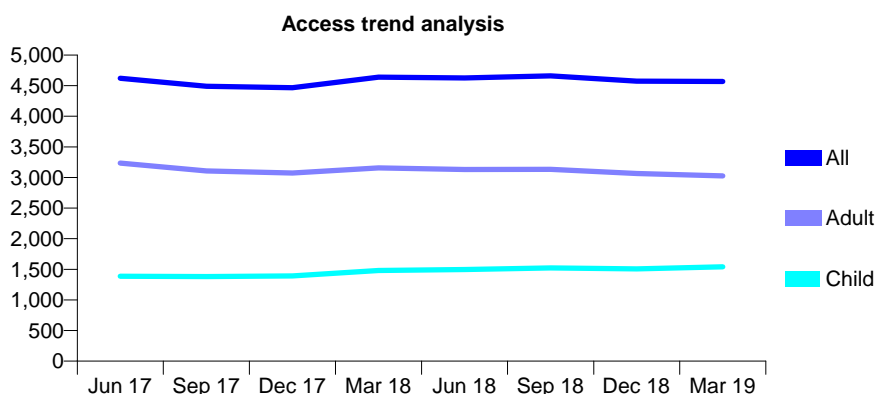
Q68 - Vital Signs At a Glance Contract Report for 101281/0028 - Year end March 2019

Name or company name	OASIS DENTAL CARE LTD
Contract type name	GDS Contract
Purpose of contract	General
Contract start date	01/04/2006
Contract end date	

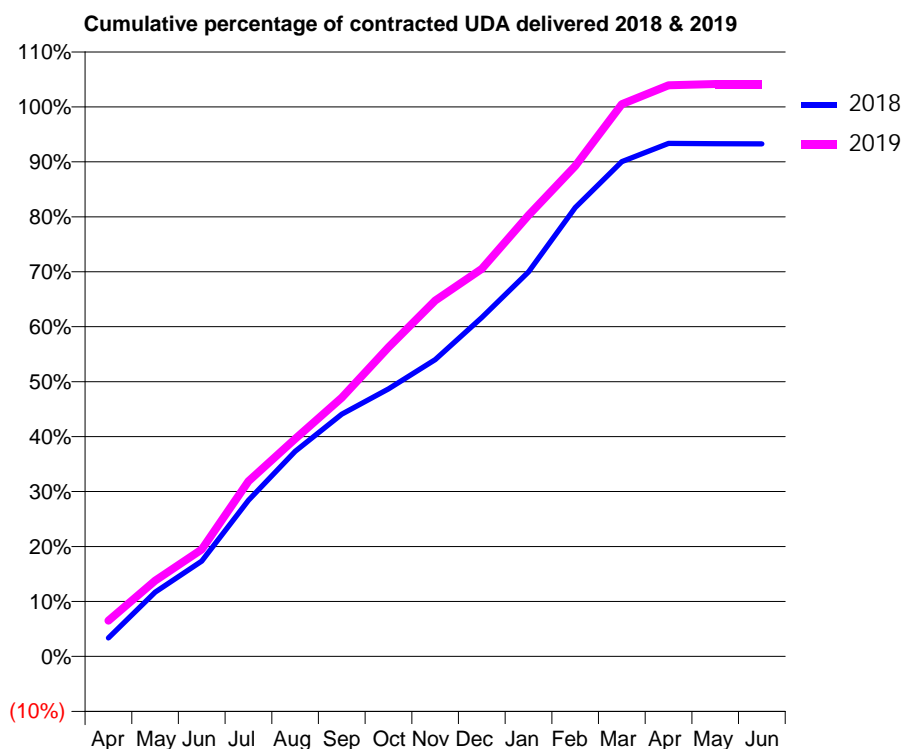
18/19 Contracted general activity (UDA)	11,520
Carry forward general activity (UDA)	0
18/19 Contracted orthodontic activity (UOA)	0
Carry forward orthodontic activity (UOA)	0
Baseline contract value	£277,513.28

ACCESS*

Patients seen in 24 months	Total	Change since previous quarter
Quarter ending March 2018	4,640	
Quarter ending June 2018	4,627	→
Quarter ending September 2018	4,658	→
Quarter ending December 2018	4,573	↓
Quarter ending March 2019	4,567	→
Variance since March 2018	(1.6%)	↓



ACTIVITY



Month	Adjusted Scheduled Activity (UDA)	
	2018	2019
April	387	751
May	1,347	1,588
June	1,999	2,244
July	3,272	3,673
August	4,297	4,561
September	5,079	5,424
October	5,609	6,483
November	6,222	7,459
December	7,105	8,122
January	8,060	9,249
February	9,408	10,280
March	10,373	11,576
April	10,752	11,971
May	10,749	11,997
June	10,745	12,000

QUALITY

	Quantity	Base Number	Contract	AT	Region	England
% of FP17s for the same patient ID Re-attending within 3 months - Children	189	2,533	7.5%	9.6%	11.3%	11.8%
% of FP17s for the same patient ID Re-attending within 3 months - Adults	664	4,416	15.0%	15.2%	15.4%	15.7%
% of FP17s for the same patient ID Re-attending between 3 & 9 months - Children	1,574	2,533	62.1%	60.2%	61.3%	58.9%
% of FP17s for the same patient ID Re-attending between 3 & 9 months - Adults	2,430	4,416	55.0%	51.3%	52.1%	50.8%
% of FP17s for Band 1 Urgent Courses	816	6,975	11.7%	9.5%	9.5%	9.1%
% of FP17s Relating to Free Repair or Replacements	49	6,975	0.7%	0.5%	0.6%	0.8%
% of FP17s Relating to Continuations	9	6,975	0.1%	0.8%	0.8%	0.9%
% of Patients satisfied with the dentistry they have received	2	2	N/A	92.4%	92.4%	92.5%
% of Patients satisfied with the time they had to wait for an appointment	2	2	N/A	88.4%	86.3%	87.0%

* This is based on patients treated on this contract for their most recent course of treatment. Figures in italics indicate the base number of FP17s or Patient Questionnaire responses are less than 100. N/A is shown where the base number of responses is less than 10 during the period. % is calculated as Quantity/Base number*100

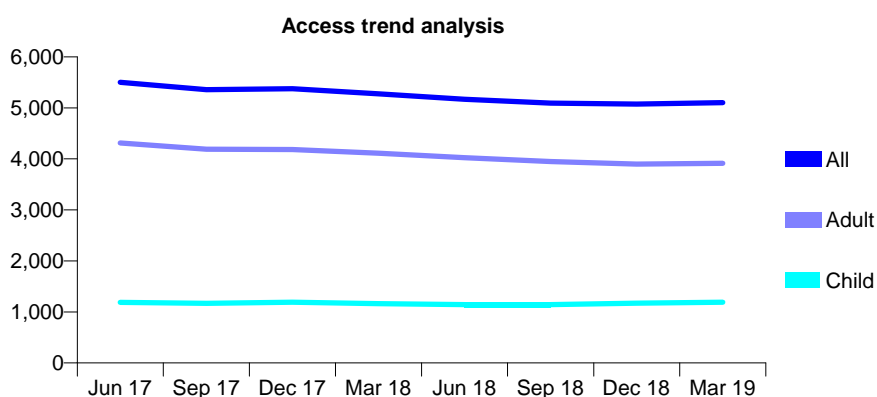
Q68 - Vital Signs At a Glance Contract Report for 101281/0040 - Year end March 2019

Name or company name	OASIS DENTAL CARE LTD
Contract type name	GDS Contract
Purpose of contract	General
Contract start date	01/04/2006
Contract end date	

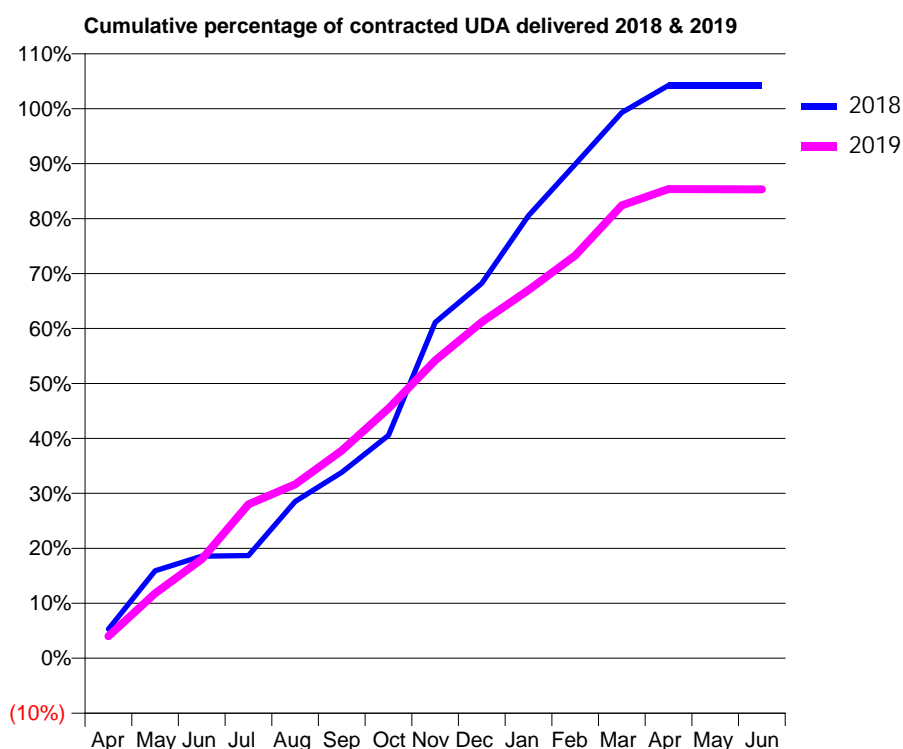
18/19 Contracted general activity (UDA)	16,400
Carry forward general activity (UDA)	0
18/19 Contracted orthodontic activity (UOA)	0
Carry forward orthodontic activity (UOA)	0
Baseline contract value	£418,313.95

ACCESS*

Patients seen in 24 months	Total	Change since previous quarter
Quarter ending March 2018	5,274	
Quarter ending June 2018	5,167	↓
Quarter ending September 2018	5,094	↓
Quarter ending December 2018	5,072	→
Quarter ending March 2019	5,103	→
Variance since March 2018	(3.2%)	↓



ACTIVITY



Month	Adjusted Scheduled Activity (UDA)	
	2018	2019
April	555	660
May	1,670	1,935
June	1,951	2,957
July	1,961	4,595
August	2,996	5,193
September	3,550	6,200
October	4,259	7,454
November	6,418	8,886
December	7,164	10,031
January	8,456	10,986
February	9,440	12,017
March	10,426	13,513
April	10,945	13,999
May	10,946	13,994
June	10,946	13,991

QUALITY

	Quantity	Base Number	Contract	AT	Region	England
% of FP17s for the same patient ID Re-attending within 3 months - Children	131	1,950	6.7%	9.6%	11.3%	11.8%
% of FP17s for the same patient ID Re-attending within 3 months - Adults	962	5,682	16.9%	15.2%	15.4%	15.7%
% of FP17s for the same patient ID Re-attending between 3 & 9 months - Children	1,176	1,950	60.3%	60.2%	61.3%	58.9%
% of FP17s for the same patient ID Re-attending between 3 & 9 months - Adults	2,462	5,682	43.3%	51.3%	52.1%	50.8%
% of FP17s for Band 1 Urgent Courses	992	7,555	13.1%	9.5%	9.5%	9.1%
% of FP17s Relating to Free Repair or Replacements	181	7,555	2.4%	0.5%	0.6%	0.8%
% of FP17s Relating to Continuations	3	7,555	0.0%	0.8%	0.8%	0.9%
% of Patients satisfied with the dentistry they have received	3	3	N/A	92.4%	92.4%	92.5%
% of Patients satisfied with the time they had to wait for an appointment	2	3	N/A	88.4%	86.3%	87.0%

* This is based on patients treated on this contract for their most recent course of treatment. Figures in italics indicate the base number of FP17s or Patient Questionnaire responses are less than 100. N/A is shown where the base number of responses is less than 10 during the period. % is calculated as Quantity/Base number*100

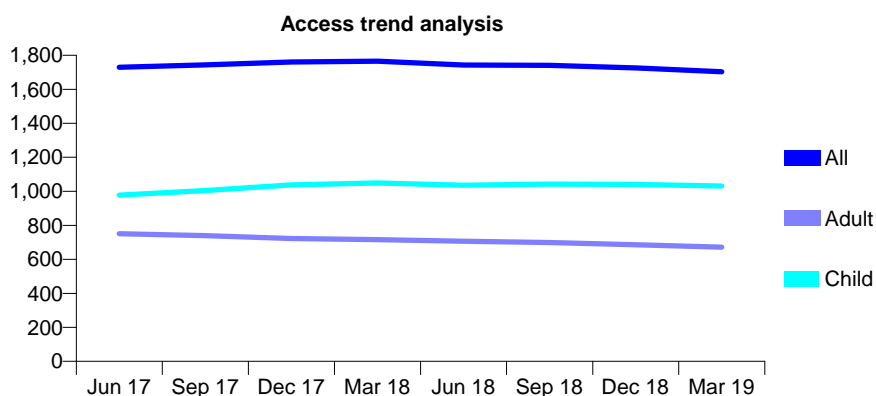
Q68 - Vital Signs At a Glance Contract Report for 101281/0056 - Year end March 2019

Name or company name	OASIS DENTAL CARE LTD
Contract type name	GDS Contract
Purpose of contract	General
Contract start date	01/04/2006
Contract end date	

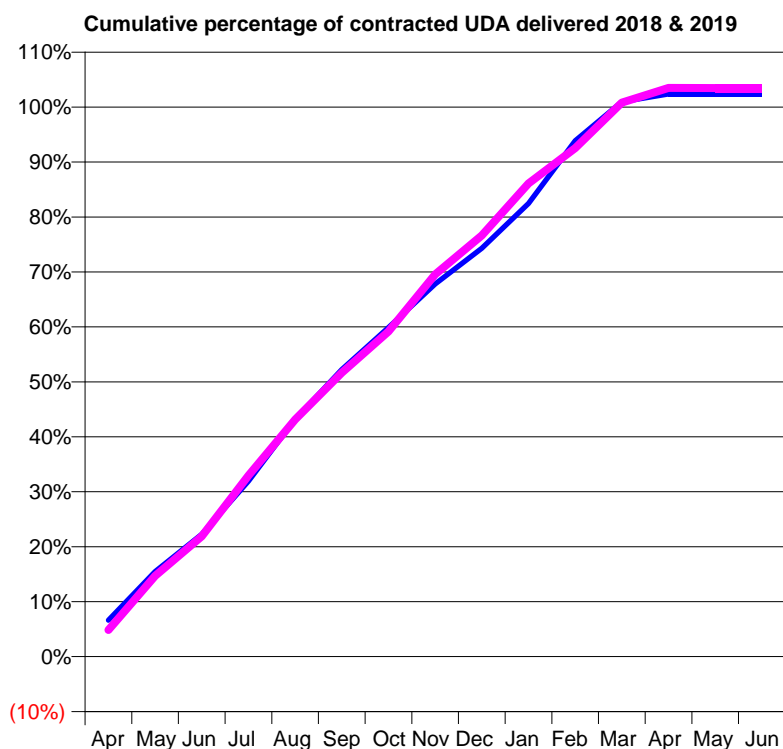
18/19 Contracted general activity (UDA)	3,474
Carry forward general activity (UDA)	0
18/19 Contracted orthodontic activity (UOA)	0
Carry forward orthodontic activity (UOA)	0
Baseline contract value	£84,731.18

ACCESS*

Patients seen in 24 months	Total	Change since previous quarter
Quarter ending March 2018	1,765	
Quarter ending June 2018	1,742	↓
Quarter ending September 2018	1,741	→
Quarter ending December 2018	1,726	→
Quarter ending March 2019	1,703	↓
Variance since March 2018	(3.5%)	↓



ACTIVITY



Month	Adjusted Scheduled Activity (UDA)	
	2018	2019
April	231	168
May	538	511
June	774	760
July	1,109	1,146
August	1,501	1,499
September	1,814	1,794
October	2,081	2,055
November	2,356	2,416
December	2,582	2,662
January	2,865	2,991
February	3,261	3,215
March	3,506	3,501
April	3,556	3,595
May	3,556	3,594
June	3,556	3,594

QUALITY

	Quantity	Base Number	Contract	AT	Region	England
% of FP17s for the same patient ID Re-attending within 3 months - Children	130	1,439	9.0%	9.6%	11.3%	11.8%
% of FP17s for the same patient ID Re-attending within 3 months - Adults	125	757	16.5%	15.2%	15.4%	15.7%
% of FP17s for the same patient ID Re-attending between 3 & 9 months - Children	796	1,439	55.3%	60.2%	61.3%	58.9%
% of FP17s for the same patient ID Re-attending between 3 & 9 months - Adults	278	757	36.7%	51.3%	52.1%	50.8%
% of FP17s for Band 1 Urgent Courses	146	2,236	6.5%	9.5%	9.5%	9.1%
% of FP17s Relating to Free Repair or Replacements	4	2,236	0.2%	0.5%	0.6%	0.8%
% of FP17s Relating to Continuations	34	2,236	1.5%	0.8%	0.8%	0.9%
% of Patients satisfied with the dentistry they have received	1	1	N/A	92.4%	92.4%	92.5%
% of Patients satisfied with the time they had to wait for an appointment	0	1	N/A	88.4%	86.3%	87.0%

* This is based on patients treated on this contract for their most recent course of treatment. Figures in italics indicate the base number of FP17s or Patient Questionnaire responses are less than 100. N/A is shown where the base number of responses is less than 10 during the period. % is calculated as Quantity/Base number*100

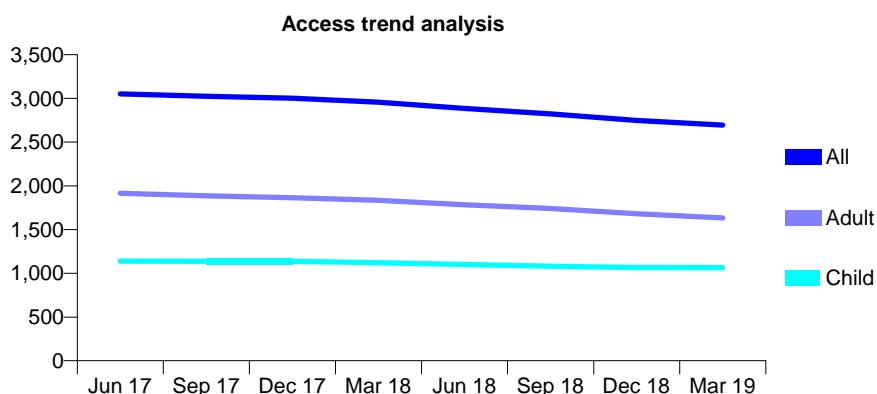
Q68 - Vital Signs At a Glance Contract Report for 101281/0057 - Year end March 2019

Name or company name	OASIS DENTAL CARE LTD
Contract type name	GDS Contract
Purpose of contract	General
Contract start date	01/04/2006
Contract end date	

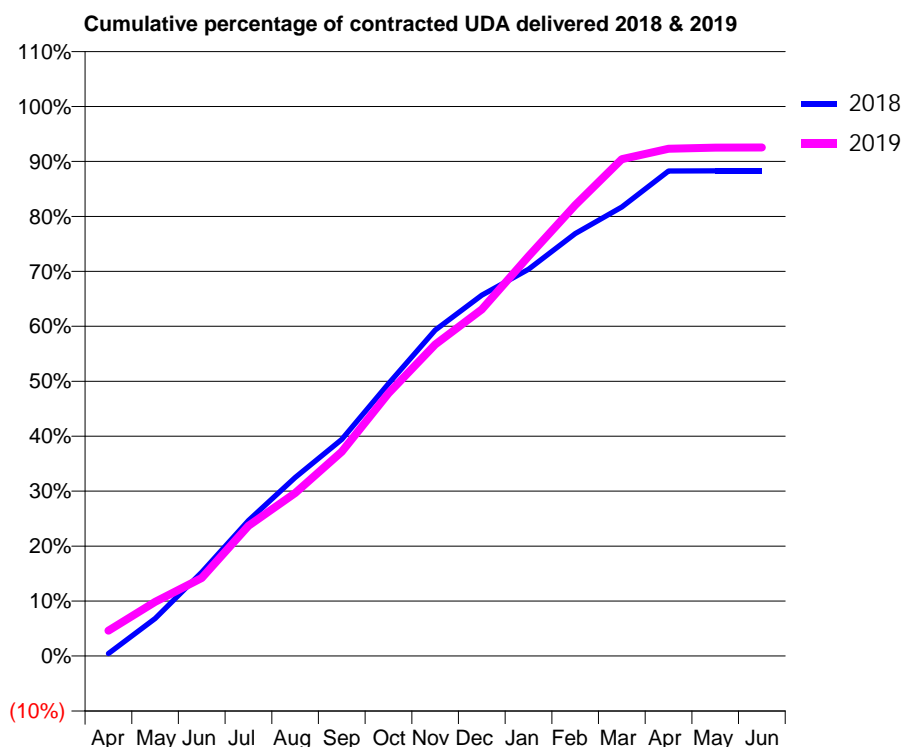
18/19 Contracted general activity (UDA)	6,931
Carry forward general activity (UDA)	0
18/19 Contracted orthodontic activity (UOA)	0
Carry forward orthodontic activity (UOA)	0
Baseline contract value	£176,552.66

ACCESS*

Patients seen in 24 months	Total	Change since previous quarter
Quarter ending March 2018	2,956	
Quarter ending June 2018	2,885	↓
Quarter ending September 2018	2,822	↓
Quarter ending December 2018	2,748	↓
Quarter ending March 2019	2,696	↓
Variance since March 2018	(8.8%)	↓



ACTIVITY



Month	Adjusted Scheduled Activity (UDA)	
	2018	2019
April	32	320
May	490	684
June	1,095	985
July	1,771	1,642
August	2,333	2,057
September	2,831	2,576
October	3,558	3,313
November	4,258	3,929
December	4,715	4,370
January	5,052	5,042
February	5,519	5,687
March	5,866	6,266
April	6,338	6,398
May	6,341	6,413
June	6,341	6,414

QUALITY

	Quantity	Base Number	Contract	AT	Region	England
% of FP17s for the same patient ID Re-attending within 3 months - Children	81	1,645	4.9%	9.6%	11.3%	11.8%
% of FP17s for the same patient ID Re-attending within 3 months - Adults	281	2,218	12.7%	15.2%	15.4%	15.7%
% of FP17s for the same patient ID Re-attending between 3 & 9 months - Children	1,014	1,645	61.6%	60.2%	61.3%	58.9%
% of FP17s for the same patient ID Re-attending between 3 & 9 months - Adults	1,258	2,218	56.7%	51.3%	52.1%	50.8%
% of FP17s for Band 1 Urgent Courses	249	3,665	6.8%	9.5%	9.5%	9.1%
% of FP17s Relating to Free Repair or Replacements	43	3,665	1.2%	0.5%	0.6%	0.8%
% of FP17s Relating to Continuations	0	3,665	0.0%	0.8%	0.8%	0.9%
% of Patients satisfied with the dentistry they have received	0	0	N/A	92.4%	92.4%	92.5%
% of Patients satisfied with the time they had to wait for an appointment	0	0	N/A	88.4%	86.3%	87.0%

* This is based on patients treated on this contract for their most recent course of treatment. Figures in italics indicate the base number of FP17s or Patient Questionnaire responses are less than 100. N/A is shown where the base number of responses is less than 10 during the period. % is calculated as Quantity/Base number*100

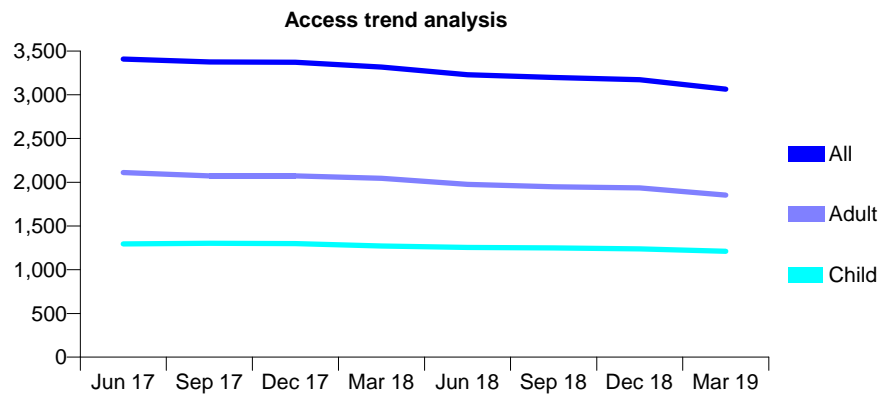
Q68 - Vital Signs At a Glance Contract Report for 101281/0090 - Year end March 2019

Name or company name	OASIS DENTAL CARE LTD
Contract type name	GDS Contract
Purpose of contract	General
Contract start date	01/04/2006
Contract end date	

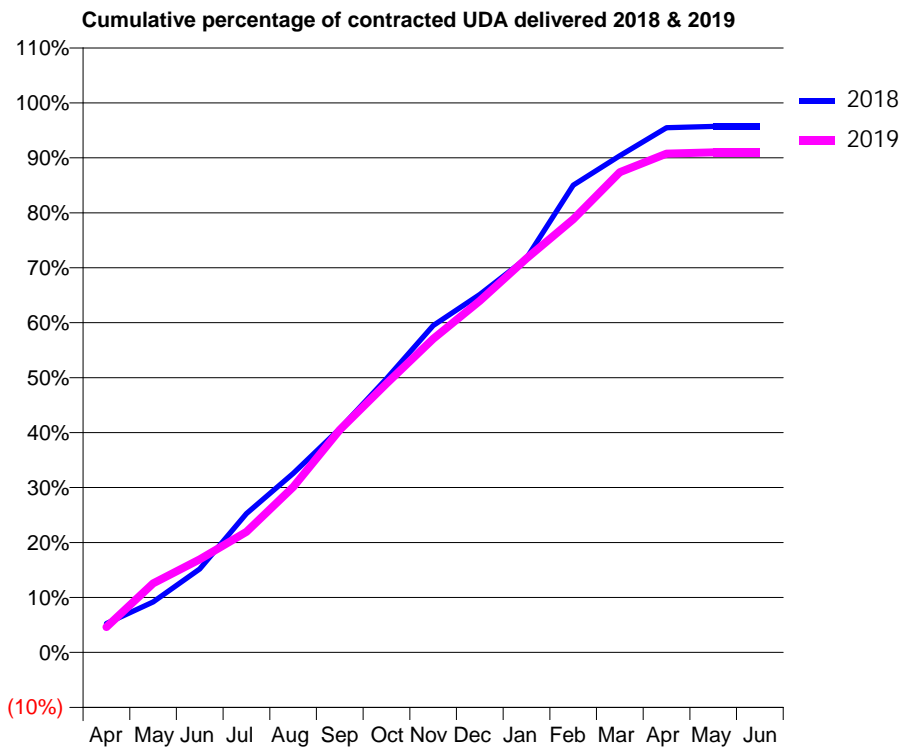
18/19 Contracted general activity (UDA)	7,650
Carry forward general activity (UDA)	0
18/19 Contracted orthodontic activity (UOA)	0
Carry forward orthodontic activity (UOA)	0
Baseline contract value	£198,602.98

ACCESS*

Patients seen in 24 months	Total	Change since previous quarter
Quarter ending March 2018	3,316	
Quarter ending June 2018	3,230	↓
Quarter ending September 2018	3,198	→
Quarter ending December 2018	3,173	→
Quarter ending March 2019	3,064	↓
Variance since March 2018	(7.6%)	↓



ACTIVITY



Month	2018	2019
April	402	353
May	703	963
June	1,162	1,294
July	1,933	1,679
August	2,492	2,303
September	3,115	3,098
October	3,810	3,741
November	4,551	4,365
December	4,981	4,895
January	5,489	5,485
February	6,505	6,030
March	6,914	6,684
April	7,304	6,945
May	7,323	6,961
June	7,323	6,961

QUALITY

	Quantity	Base Number	Contract	AT	Region	England
% of FP17s for the same patient ID Re-attending within 3 months - Children	141	1,728	8.2%	9.6%	11.3%	11.8%
% of FP17s for the same patient ID Re-attending within 3 months - Adults	379	2,335	16.2%	15.2%	15.4%	15.7%
% of FP17s for the same patient ID Re-attending between 3 & 9 months - Children	946	1,728	54.7%	60.2%	61.3%	58.9%
% of FP17s for the same patient ID Re-attending between 3 & 9 months - Adults	1,114	2,335	47.7%	51.3%	52.1%	50.8%
% of FP17s for Band 1 Urgent Courses	419	4,002	10.5%	9.5%	9.5%	9.1%
% of FP17s Relating to Free Repair or Replacements	13	4,002	0.3%	0.5%	0.6%	0.8%
% of FP17s Relating to Continuations	91	4,002	2.3%	0.8%	0.8%	0.9%
% of Patients satisfied with the dentistry they have received	1	1	N/A	92.4%	92.4%	92.5%
% of Patients satisfied with the time they had to wait for an appointment	0	1	N/A	88.4%	86.3%	87.0%

* This is based on patients treated on this contract for their most recent course of treatment. Figures in italics indicate the base number of FP17s or Patient Questionnaire responses are less than 100. N/A is shown where the base number of responses is less than 10 during the period. % is calculated as Quantity/Base number*100

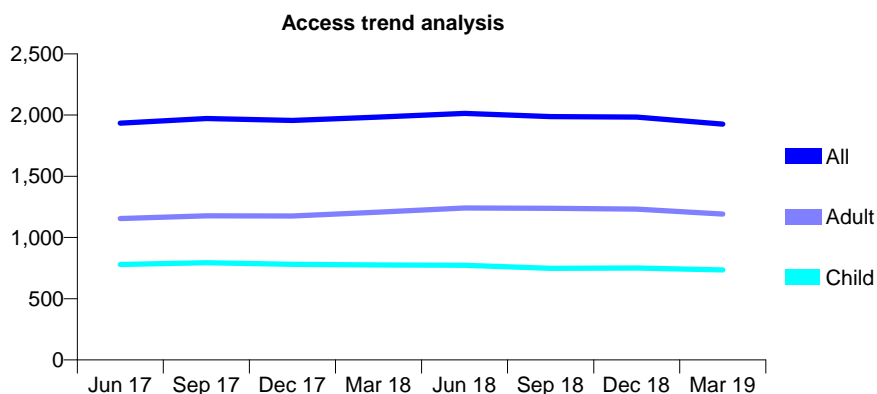
Q68 - Vital Signs At a Glance Contract Report for 101281/0123 - Year end March 2019

Name or company name	OASIS DENTAL CARE LTD
Contract type name	GDS Contract
Purpose of contract	General
Contract start date	01/04/2006
Contract end date	

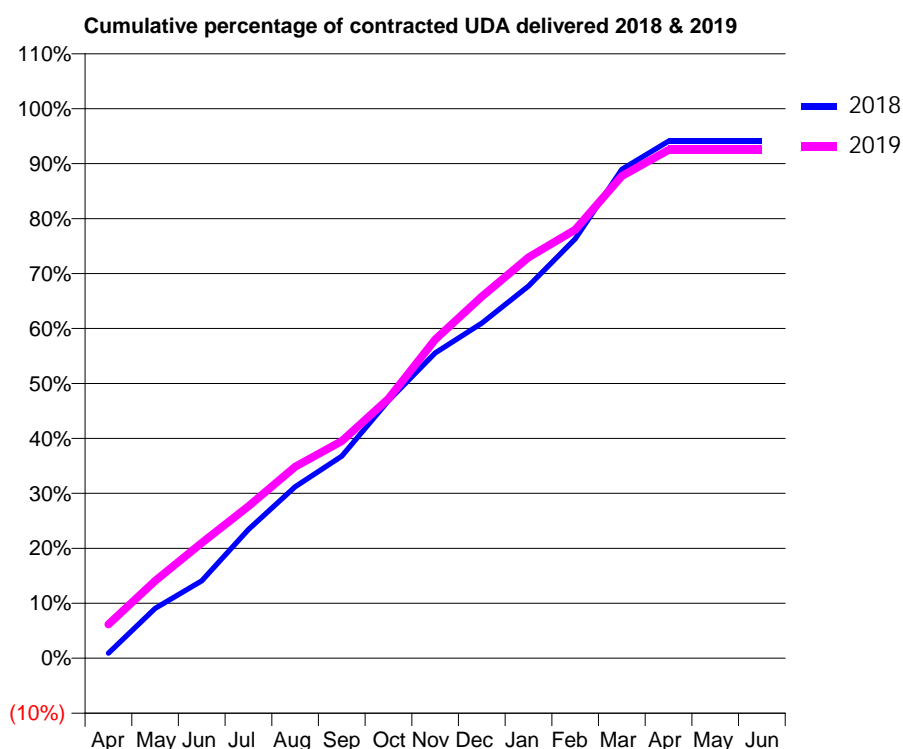
18/19 Contracted general activity (UDA)	5,664
Carry forward general activity (UDA)	0
18/19 Contracted orthodontic activity (UOA)	0
Carry forward orthodontic activity (UOA)	0
Baseline contract value	£126,260.05

ACCESS*

Patients seen in 24 months	Total	Change since previous quarter
Quarter ending March 2018	1,984	
Quarter ending June 2018	2,014	→
Quarter ending September 2018	1,988	↓
Quarter ending December 2018	1,984	→
Quarter ending March 2019	1,927	↓
Variance since March 2018	(2.9%)	↓



ACTIVITY



Month	2018	2019
April	53	350
May	515	798
June	798	1,189
July	1,326	1,567
August	1,767	1,975
September	2,083	2,238
October	2,655	2,674
November	3,147	3,285
December	3,453	3,726
January	3,835	4,131
February	4,322	4,417
March	5,038	4,969
April	5,328	5,238
May	5,328	5,238
June	5,328	5,238

QUALITY

	Quantity	Base Number	Contract	AT	Region	England
% of FP17s for the same patient ID Re-attending within 3 months - Children	66	1,140	5.8%	9.6%	11.3%	11.8%
% of FP17s for the same patient ID Re-attending within 3 months - Adults	235	1,612	14.6%	15.2%	15.4%	15.7%
% of FP17s for the same patient ID Re-attending between 3 & 9 months - Children	738	1,140	64.7%	60.2%	61.3%	58.9%
% of FP17s for the same patient ID Re-attending between 3 & 9 months - Adults	932	1,612	57.8%	51.3%	52.1%	50.8%
% of FP17s for Band 1 Urgent Courses	158	2,734	5.8%	9.5%	9.5%	9.1%
% of FP17s Relating to Free Repair or Replacements	7	2,734	0.3%	0.5%	0.6%	0.8%
% of FP17s Relating to Continuations	52	2,734	1.9%	0.8%	0.8%	0.9%
% of Patients satisfied with the dentistry they have received	0	0	N/A	92.4%	92.4%	92.5%
% of Patients satisfied with the time they had to wait for an appointment	0	0	N/A	88.4%	86.3%	87.0%

* This is based on patients treated on this contract for their most recent course of treatment.

Figures in italics indicate the base number of FP17s or Patient Questionnaire responses are less than 100. N/A is shown where the base number of responses is less than 10 during the period. % is calculated as Quantity/Base number*100

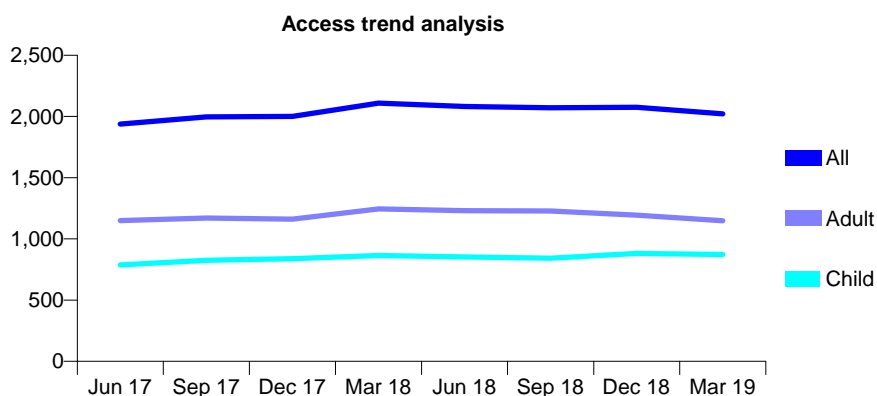
Q68 - Vital Signs At a Glance Contract Report for 101281/0137 - Year end March 2019

Name or company name	OASIS DENTAL CARE LTD
Contract type name	GDS Contract
Purpose of contract	General
Contract start date	01/04/2006
Contract end date	

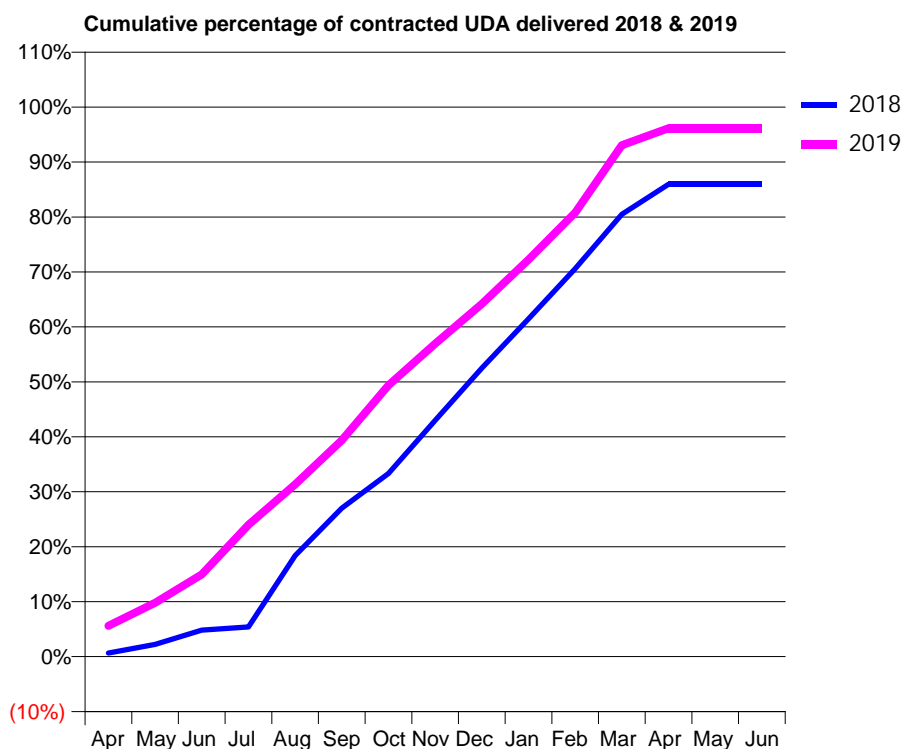
18/19 Contracted general activity (UDA)	6,000
Carry forward general activity (UDA)	0
18/19 Contracted orthodontic activity (UOA)	0
Carry forward orthodontic activity (UOA)	0
Baseline contract value	£163,965.31

ACCESS*

Patients seen in 24 months	Total	Change since previous quarter
Quarter ending March 2018	2,109	
Quarter ending June 2018	2,082	↓
Quarter ending September 2018	2,071	→
Quarter ending December 2018	2,076	→
Quarter ending March 2019	2,021	↓
Variance since March 2018	(4.2%)	↓



ACTIVITY



Month	Adjusted Scheduled Activity (UDA)	
	2018	2019
April	40	337
May	133	587
June	289	898
July	325	1,440
August	1,105	1,880
September	1,621	2,362
October	2,000	2,962
November	2,580	3,416
December	3,150	3,851
January	3,688	4,334
February	4,237	4,848
March	4,828	5,583
April	5,157	5,768
May	5,157	5,769
June	5,157	5,770

QUALITY

	Quantity	Base Number	Contract	AT	Region	England
% of FP17s for the same patient ID Re-attending within 3 months - Children	128	1,537	8.3%	9.6%	11.3%	11.8%
% of FP17s for the same patient ID Re-attending within 3 months - Adults	324	1,739	18.6%	15.2%	15.4%	15.7%
% of FP17s for the same patient ID Re-attending between 3 & 9 months - Children	1,027	1,537	66.8%	60.2%	61.3%	58.9%
% of FP17s for the same patient ID Re-attending between 3 & 9 months - Adults	1,028	1,739	59.1%	51.3%	52.1%	50.8%
% of FP17s for Band 1 Urgent Courses	39	3,195	1.2%	9.5%	9.5%	9.1%
% of FP17s Relating to Free Repair or Replacements	17	3,195	0.5%	0.5%	0.6%	0.8%
% of FP17s Relating to Continuations	167	3,195	5.2%	0.8%	0.8%	0.9%
% of Patients satisfied with the dentistry they have received	0	0	N/A	92.4%	92.4%	92.5%
% of Patients satisfied with the time they had to wait for an appointment	0	0	N/A	88.4%	86.3%	87.0%

* This is based on patients treated on this contract for their most recent course of treatment. Figures in italics indicate the base number of FP17s or Patient Questionnaire responses are less than 100. N/A is shown where the base number of responses is less than 10 during the period. % is calculated as Quantity/Base number*100

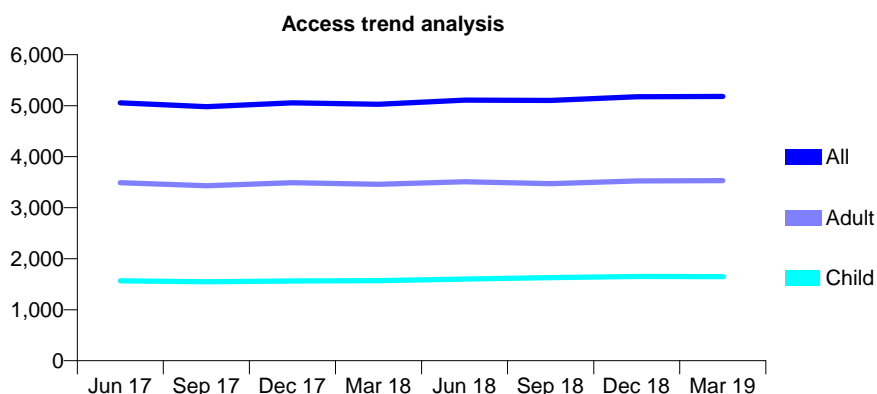
Q68 - Vital Signs At a Glance Contract Report for 101281/0140 - Year end March 2019

Name or company name	OASIS DENTAL CARE LTD
Contract type name	GDS Contract
Purpose of contract	General
Contract start date	01/04/2006
Contract end date	

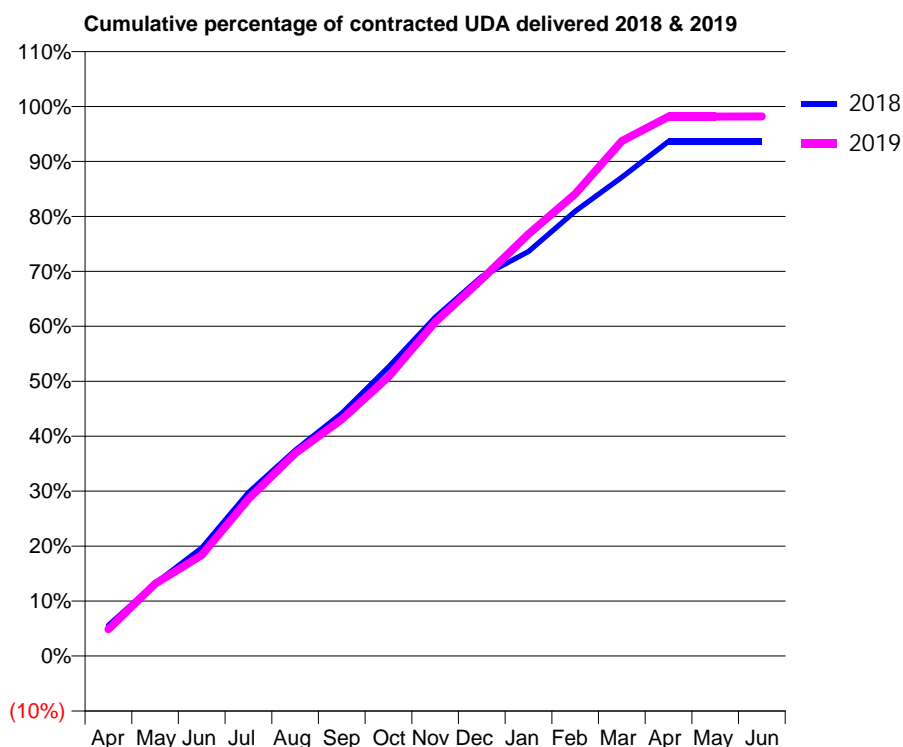
18/19 Contracted general activity (UDA)	13,000
Carry forward general activity (UDA)	0
18/19 Contracted orthodontic activity (UOA)	0
Carry forward orthodontic activity (UOA)	0
Baseline contract value	£313,196.72

ACCESS*

Patients seen in 24 months	Total	Change since previous quarter
Quarter ending March 2018	5,030	
Quarter ending June 2018	5,111	→
Quarter ending September 2018	5,101	→
Quarter ending December 2018	5,176	→
Quarter ending March 2019	5,181	→
Variance since March 2018	3.0%	↑



ACTIVITY



Month	Adjusted Scheduled Activity (UDA)	
	2018	2019
April	725	635
May	1,717	1,711
June	2,556	2,387
July	3,866	3,717
August	4,866	4,793
September	5,744	5,599
October	6,835	6,603
November	8,014	7,899
December	8,981	8,913
January	9,571	9,981
February	10,521	10,933
March	11,326	12,180
April	12,172	12,760
May	12,172	12,760
June	12,172	12,763

QUALITY

	Quantity	Base Number	Contract	AT	Region	England
% of FP17s for the same patient ID Re-attending within 3 months - Children	173	2,872	6.0%	9.6%	11.3%	11.8%
% of FP17s for the same patient ID Re-attending within 3 months - Adults	617	4,895	12.6%	15.2%	15.4%	15.7%
% of FP17s for the same patient ID Re-attending between 3 & 9 months - Children	1,969	2,872	68.6%	60.2%	61.3%	58.9%
% of FP17s for the same patient ID Re-attending between 3 & 9 months - Adults	2,532	4,895	51.7%	51.3%	52.1%	50.8%
% of FP17s for Band 1 Urgent Courses	603	7,292	8.3%	9.5%	9.5%	9.1%
% of FP17s Relating to Free Repair or Replacements	21	7,292	0.3%	0.5%	0.6%	0.8%
% of FP17s Relating to Continuations	80	7,292	1.1%	0.8%	0.8%	0.9%
% of Patients satisfied with the dentistry they have received	1	1	N/A	92.4%	92.4%	92.5%
% of Patients satisfied with the time they had to wait for an appointment	1	1	N/A	88.4%	86.3%	87.0%

* This is based on patients treated on this contract for their most recent course of treatment.

Figures in italics indicate the base number of FP17s or Patient Questionnaire responses are less than 100. N/A is shown where the base number of responses is less than 10 during the period. % is calculated as Quantity/Base number*100

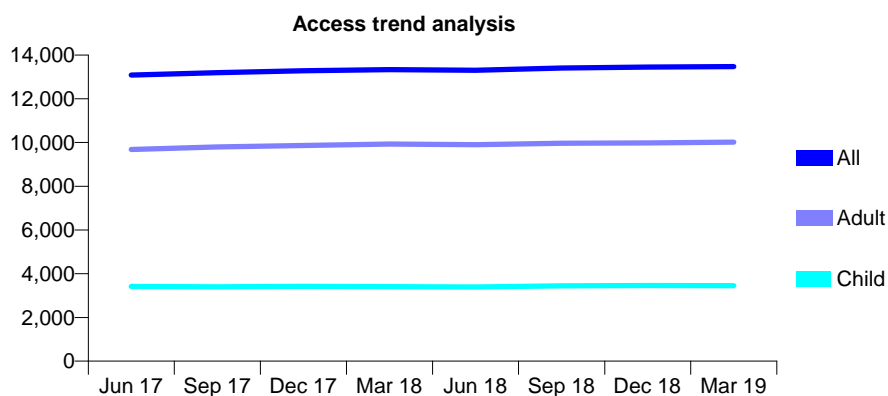
Q68 - Vital Signs At a Glance Contract Report for 101281/0163 - Year end March 2019

Name or company name	OASIS DENTAL CARE LTD
Contract type name	GDS Contract
Purpose of contract	General
Contract start date	01/11/2006
Contract end date	

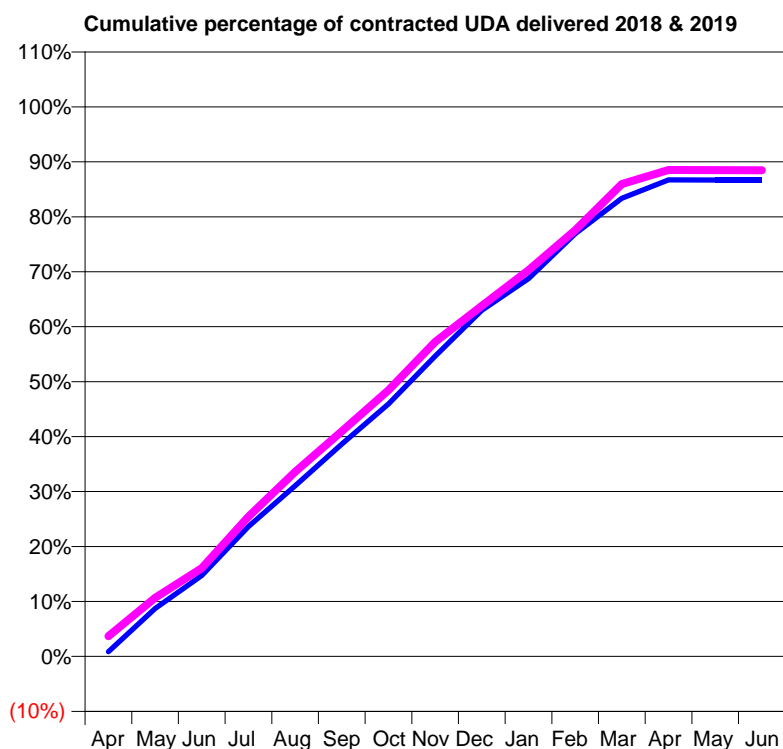
18/19 Contracted general activity (UDA)	37,431
Carry forward general activity (UDA)	0
18/19 Contracted orthodontic activity (UOA)	0
Carry forward orthodontic activity (UOA)	0
Baseline contract value	£895,671.54

ACCESS*

Patients seen in 24 months	Total	Change since previous quarter
Quarter ending March 2018	13,333	
Quarter ending June 2018	13,299	→
Quarter ending September 2018	13,407	→
Quarter ending December 2018	13,449	→
Quarter ending March 2019	13,470	→
Variance since March 2018	1.0%	→



ACTIVITY



Month	Adjusted Scheduled Activity (UDA)	
	2018	2019
April	320	1,383
May	3,262	4,001
June	5,507	6,020
July	8,847	9,522
August	11,618	12,572
September	14,454	15,327
October	17,201	18,138
November	20,459	21,422
December	23,576	23,878
January	25,730	26,314
February	28,790	29,037
March	31,202	32,168
April	32,461	33,135
May	32,455	33,125
June	32,445	33,110

QUALITY

	Quantity	Base Number	Contract	AT	Region	England
% of FP17s for the same patient ID Re-attending within 3 months - Children	363	4,926	7.4%	9.6%	11.3%	11.8%
% of FP17s for the same patient ID Re-attending within 3 months - Adults	1,565	12,595	12.4%	15.2%	15.4%	15.7%
% of FP17s for the same patient ID Re-attending between 3 & 9 months - Children	2,521	4,926	51.2%	60.2%	61.3%	58.9%
% of FP17s for the same patient ID Re-attending between 3 & 9 months - Adults	5,160	12,595	41.0%	51.3%	52.1%	50.8%
% of FP17s for Band 1 Urgent Courses	1,739	17,425	10.0%	9.5%	9.5%	9.1%
% of FP17s Relating to Free Repair or Replacements	130	17,425	0.7%	0.5%	0.6%	0.8%
% of FP17s Relating to Continuations	40	17,425	0.2%	0.8%	0.8%	0.9%
% of Patients satisfied with the dentistry they have received	4	4	N/A	92.4%	92.4%	92.5%
% of Patients satisfied with the time they had to wait for an appointment	4	4	N/A	88.4%	86.3%	87.0%

* This is based on patients treated on this contract for their most recent course of treatment. Figures in italics indicate the base number of FP17s or Patient Questionnaire responses are less than 100. N/A is shown where the base number of responses is less than 10 during the period. % is calculated as Quantity/Base number*100

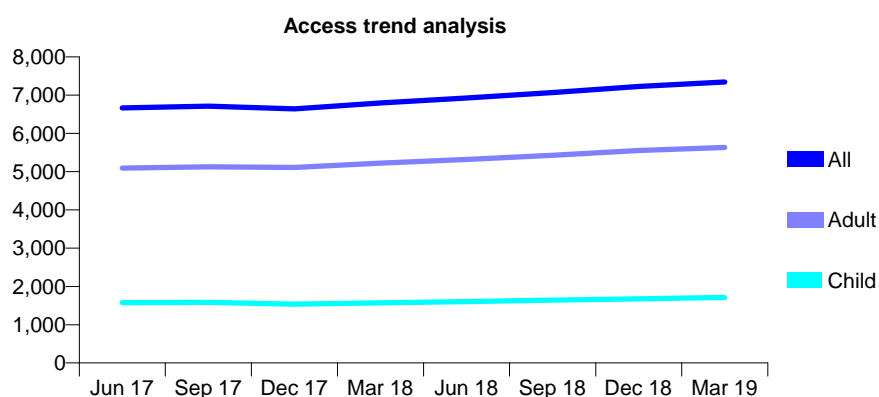
Q68 - Vital Signs At a Glance Contract Report for 101281/0177 - Year end March 2019

Name or company name	OASIS DENTAL CARE LTD
Contract type name	Pilot Contract
Purpose of contract	General
Contract start date	01/03/2008
Contract end date	31/03/2020

18/19 Contracted general activity (UDA)	25,911
Carry forward general activity (UDA)	0
18/19 Contracted orthodontic activity (UOA)	0
Carry forward orthodontic activity (UOA)	0
Baseline contract value	£671,856.65

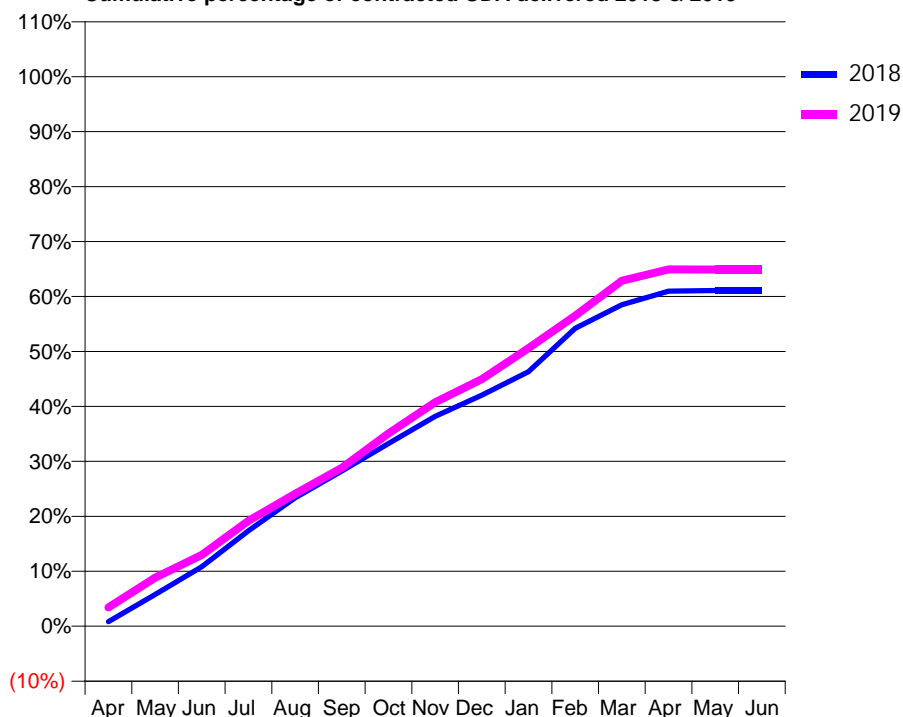
ACCESS*

Patients seen in 24 months	Total	Change since previous quarter
Quarter ending March 2018	6,794	
Quarter ending June 2018	6,924	→
Quarter ending September 2018	7,069	↑
Quarter ending December 2018	7,228	↑
Quarter ending March 2019	7,344	→
Variance since March 2018	8.1%	↑



ACTIVITY

Cumulative percentage of contracted UDA delivered 2018 & 2019



Adjusted Scheduled Activity (UDA)

Month	2018	2019
April	215	890
May	1,497	2,290
June	2,804	3,363
July	4,505	4,969
August	6,059	6,250
September	7,315	7,467
October	8,614	9,089
November	9,903	10,562
December	10,895	11,648
January	12,002	13,112
February	14,048	14,643
March	15,157	16,287
April	15,801	16,820
May	15,828	16,814
June	15,827	16,818

QUALITY

	Quantity	Base Number	Contract	AT	Region	England
% of FP17s for the same patient ID Re-attending within 3 months - Children	103	2,253	4.6%	9.6%	11.3%	11.8%
% of FP17s for the same patient ID Re-attending within 3 months - Adults	866	6,798	12.7%	15.2%	15.4%	15.7%
% of FP17s for the same patient ID Re-attending between 3 & 9 months - Children	1,079	2,253	47.9%	60.2%	61.3%	58.9%
% of FP17s for the same patient ID Re-attending between 3 & 9 months - Adults	2,459	6,798	36.2%	51.3%	52.1%	50.8%
% of FP17s for Band 1 Urgent Courses	699	8,800	7.9%	9.5%	9.5%	9.1%
% of FP17s Relating to Free Repair or Replacements	68	8,800	0.8%	0.5%	0.6%	0.8%
% of FP17s Relating to Continuations	89	8,800	1.0%	0.8%	0.8%	0.9%
% of Patients satisfied with the dentistry they have received	1	2	N/A	92.4%	92.4%	92.5%
% of Patients satisfied with the time they had to wait for an appointment	2	2	N/A	88.4%	86.3%	87.0%

* This is based on patients treated on this contract for their most recent course of treatment.

Figures in italics indicate the base number of FP17s or Patient Questionnaire responses are less than 100. N/A is shown where the base number of responses is less than 10 during the period. % is calculated as Quantity/Base number*100

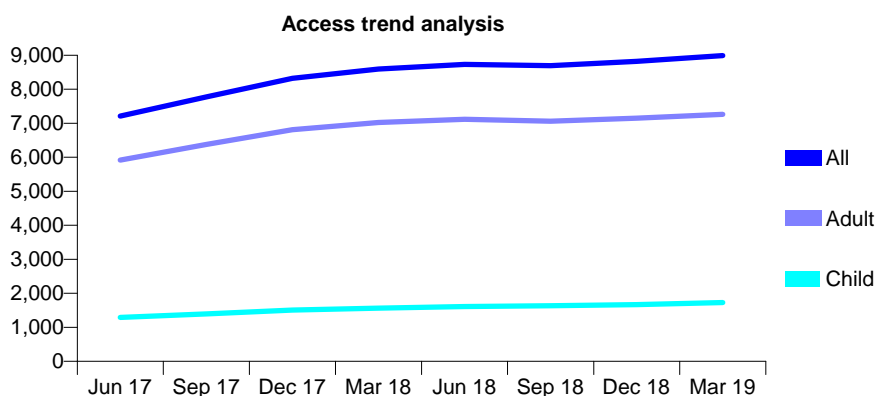
Q68 - Vital Signs At a Glance Contract Report for 101281/0231 - Year end March 2019

Name or company name	OASIS DENTAL CARE LTD
Contract type name	GDS Contract
Purpose of contract	General
Contract start date	01/04/2011
Contract end date	

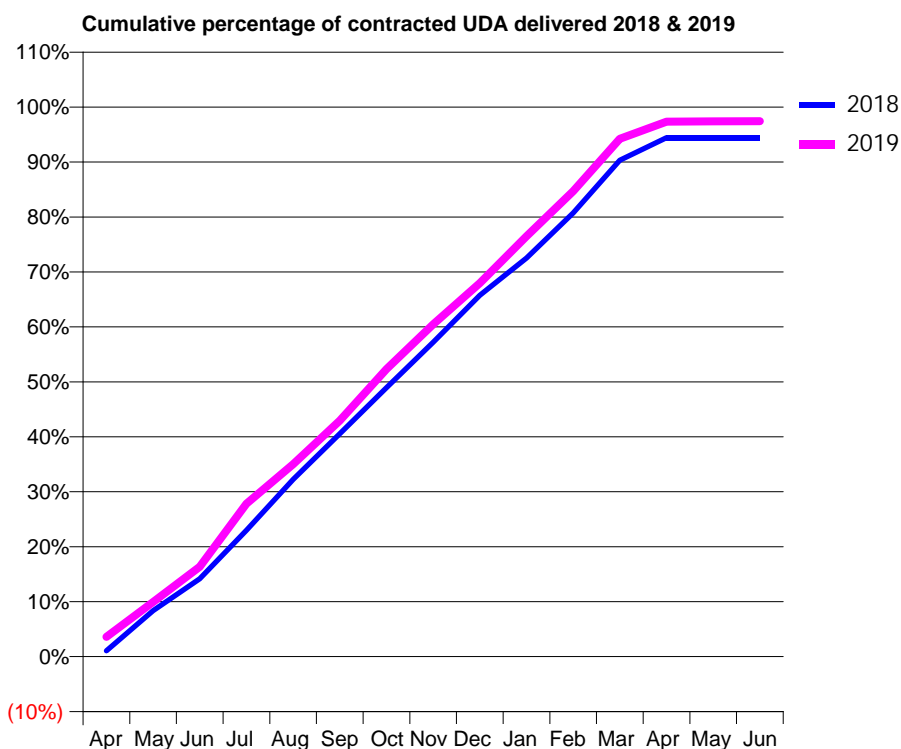
18/19 Contracted general activity (UDA)	26,836
Carry forward general activity (UDA)	0
18/19 Contracted orthodontic activity (UOA)	0
Carry forward orthodontic activity (UOA)	0
Baseline contract value	£703,605.39

ACCESS*

Patients seen in 24 months	Total	Change since previous quarter
Quarter ending March 2018	8,593	
Quarter ending June 2018	8,731	→
Quarter ending September 2018	8,697	→
Quarter ending December 2018	8,820	→
Quarter ending March 2019	8,992	→
Variance since March 2018	4.6%	↑



ACTIVITY



Month	Adjusted Scheduled Activity (UDA)	
	2018	2019
April	293	967
May	2,249	2,675
June	3,802	4,391
July	6,173	7,466
August	8,659	9,397
September	10,888	11,524
October	13,130	14,036
November	15,352	16,232
December	17,644	18,236
January	19,464	20,523
February	21,667	22,730
March	24,243	25,281
April	25,341	26,123
May	25,341	26,134
June	25,342	26,141

QUALITY

	Quantity	Base Number	Contract	AT	Region	England
% of FP17s for the same patient ID Re-attending within 3 months - Children	222	2,608	8.5%	9.6%	11.3%	11.8%
% of FP17s for the same patient ID Re-attending within 3 months - Adults	1,814	10,432	17.4%	15.2%	15.4%	15.7%
% of FP17s for the same patient ID Re-attending between 3 & 9 months - Children	1,519	2,608	58.2%	60.2%	61.3%	58.9%
% of FP17s for the same patient ID Re-attending between 3 & 9 months - Adults	5,527	10,432	53.0%	51.3%	52.1%	50.8%
% of FP17s for Band 1 Urgent Courses	911	12,931	7.0%	9.5%	9.5%	9.1%
% of FP17s Relating to Free Repair or Replacements	201	12,931	1.6%	0.5%	0.6%	0.8%
% of FP17s Relating to Continuations	391	12,931	3.0%	0.8%	0.8%	0.9%
% of Patients satisfied with the dentistry they have received	2	2	N/A	92.4%	92.4%	92.5%
% of Patients satisfied with the time they had to wait for an appointment	2	2	N/A	88.4%	86.3%	87.0%

* This is based on patients treated on this contract for their most recent course of treatment. Figures in italics indicate the base number of FP17s or Patient Questionnaire responses are less than 100. N/A is shown where the base number of responses is less than 10 during the period. % is calculated as Quantity/Base number*100

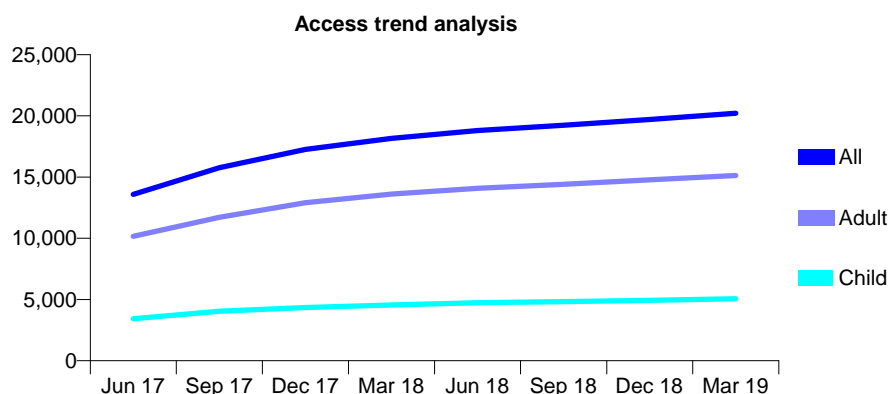
Q68 - Vital Signs At a Glance Contract Report for 101370/0063 - Year end March 2019

Name or company name	Petrie Tucker & Partners Ltd
Contract type name	GDS Contract
Purpose of contract	General
Contract start date	01/04/2006
Contract end date	

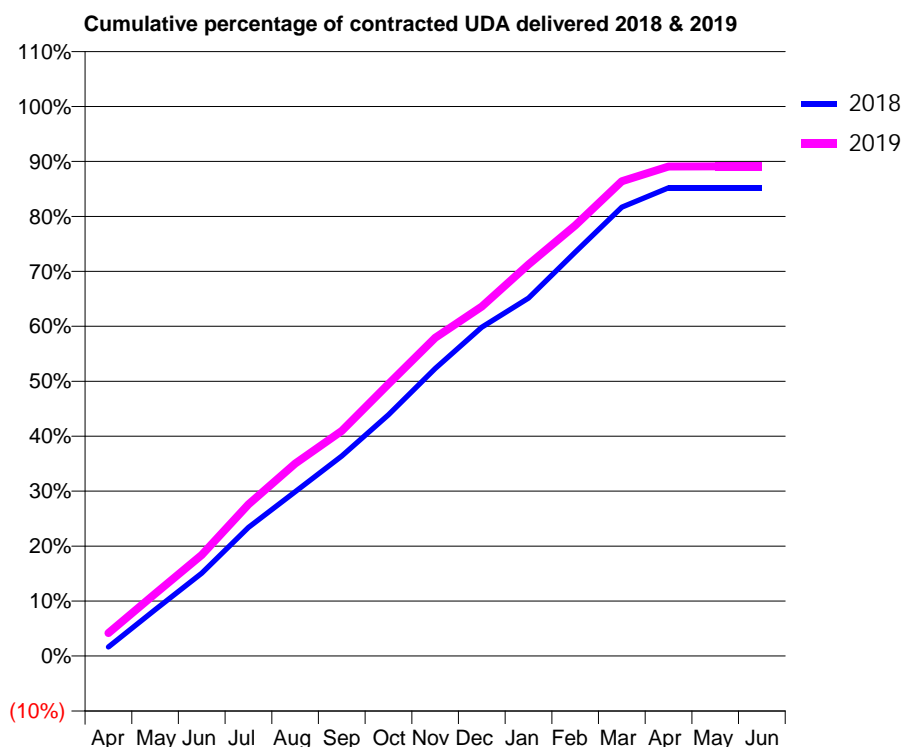
18/19 Contracted general activity (UDA)	64,074
Carry forward general activity (UDA)	0
18/19 Contracted orthodontic activity (UOA)	0
Carry forward orthodontic activity (UOA)	0
Baseline contract value	£1,885,647.06

ACCESS*

Patients seen in 24 months	Total	Change since previous quarter
Quarter ending March 2018	18,167	
Quarter ending June 2018	18,812	↑
Quarter ending September 2018	19,237	↑
Quarter ending December 2018	19,703	↑
Quarter ending March 2019	20,209	↑
Variance since March 2018	11.2%	↑



ACTIVITY



Month	Adjusted Scheduled Activity (UDA)	
	2018	2019
April	1,053	2,682
May	5,401	7,270
June	9,664	11,789
July	14,997	17,687
August	19,143	22,443
September	23,315	26,250
October	28,129	31,713
November	33,533	37,101
December	38,337	40,748
January	41,729	45,638
February	47,085	50,196
March	52,326	55,365
April	54,582	57,075
May	54,581	57,088
June	54,579	57,088

QUALITY

	Quantity	Base Number	Contract	AT	Region	England
% of FP17s for the same patient ID Re-attending within 3 months - Children	324	7,722	4.2%	9.6%	11.3%	11.8%
% of FP17s for the same patient ID Re-attending within 3 months - Adults	1,988	20,619	9.6%	15.2%	15.4%	15.7%
% of FP17s for the same patient ID Re-attending between 3 & 9 months - Children	5,040	7,722	65.3%	60.2%	61.3%	58.9%
% of FP17s for the same patient ID Re-attending between 3 & 9 months - Adults	12,159	20,619	59.0%	51.3%	52.1%	50.8%
% of FP17s for Band 1 Urgent Courses	1,490	28,229	5.3%	9.5%	9.5%	9.1%
% of FP17s Relating to Free Repair or Replacements	123	28,229	0.4%	0.5%	0.6%	0.8%
% of FP17s Relating to Continuations	324	28,229	1.1%	0.8%	0.8%	0.9%
% of Patients satisfied with the dentistry they have received	5	5	N/A	92.4%	92.4%	92.5%
% of Patients satisfied with the time they had to wait for an appointment	5	5	N/A	88.4%	86.3%	87.0%

* This is based on patients treated on this contract for their most recent course of treatment.

Figures in italics indicate the base number of FP17s or Patient Questionnaire responses are less than 100. N/A is shown where the base number of responses is less than 10 during the period. % is calculated as Quantity/Base number*100

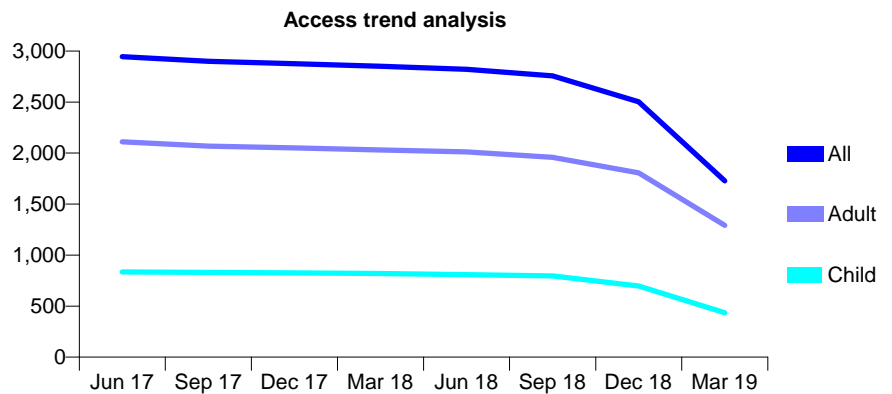
Q68 - Vital Signs At a Glance Contract Report for 101435/0002 - Year end March 2019

Name or company name	IDH Limited
Contract type name	GDS Contract
Purpose of contract	General
Contract start date	01/04/2006
Contract end date	31/01/2019

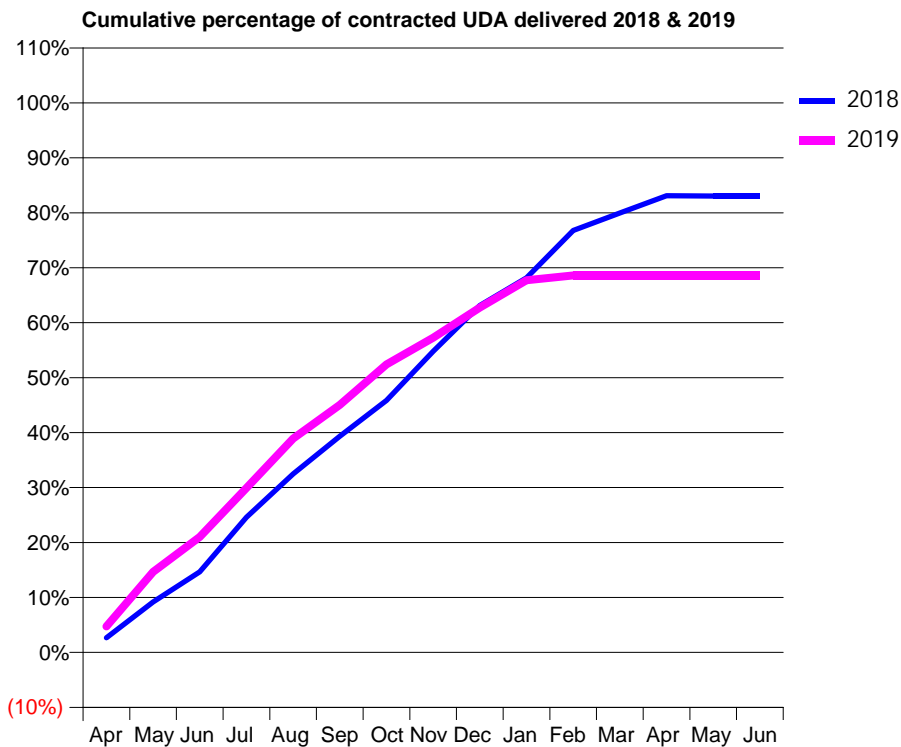
18/19 Contracted general activity (UDA)	7,001
Carry forward general activity (UDA)	0
18/19 Contracted orthodontic activity (UOA)	0
Carry forward orthodontic activity (UOA)	0
Baseline contract value	£173,802.90

ACCESS*

Patients seen in 24 months	Total	Change since previous quarter
Quarter ending March 2018	2,850	
Quarter ending June 2018	2,821	↓
Quarter ending September 2018	2,756	↓
Quarter ending December 2018	2,503	↓
Quarter ending March 2019	1,728	↓
Variance since March 2018	(39.4%)	↓



ACTIVITY



Month	Adjusted Scheduled Activity (UDA)	
	2018	2019
April	226	332
May	773	1,028
June	1,232	1,470
July	2,065	2,096
August	2,729	2,726
September	3,304	3,153
October	3,851	3,670
November	4,603	4,009
December	5,304	4,392
January	5,726	4,740
February	6,452	4,801
March	6,715	4,801
April	6,981	4,801
May	6,977	4,801
June	6,976	4,801

QUALITY

	Quantity	Base Number	Contract	AT	Region	England
% of FP17s for the same patient ID Re-attending within 3 months - Children	61	922	6.6%	9.6%	11.3%	11.8%
% of FP17s for the same patient ID Re-attending within 3 months - Adults	240	2,093	11.5%	15.2%	15.4%	15.7%
% of FP17s for the same patient ID Re-attending between 3 & 9 months - Children	614	922	66.6%	60.2%	61.3%	58.9%
% of FP17s for the same patient ID Re-attending between 3 & 9 months - Adults	1,214	2,093	58.0%	51.3%	52.1%	50.8%
% of FP17s for Band 1 Urgent Courses	252	2,879	8.8%	9.5%	9.5%	9.1%
% of FP17s Relating to Free Repair or Replacements	8	2,879	0.3%	0.5%	0.6%	0.8%
% of FP17s Relating to Continuations	21	2,879	0.7%	0.8%	0.8%	0.9%
% of Patients satisfied with the dentistry they have received	1	1	N/A	92.4%	92.4%	92.5%
% of Patients satisfied with the time they had to wait for an appointment	1	1	N/A	88.4%	86.3%	87.0%

* This is based on patients treated on this contract for their most recent course of treatment. Figures in italics indicate the base number of FP17s or Patient Questionnaire responses are less than 100. N/A is shown where the base number of responses is less than 10 during the period. % is calculated as Quantity/Base number*100

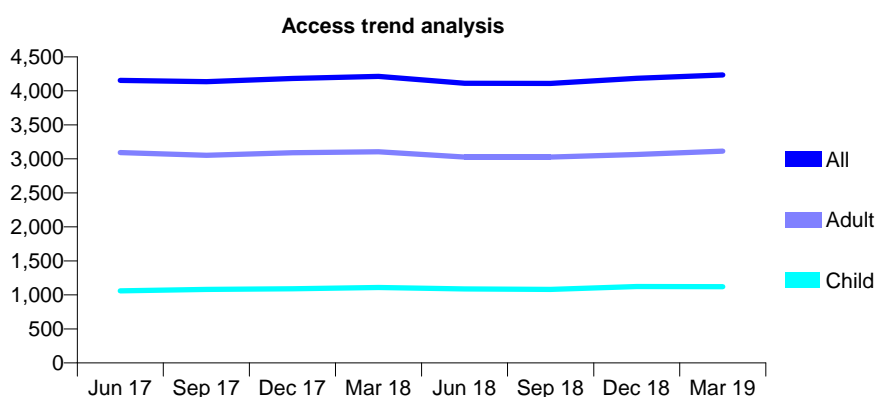
Q68 - Vital Signs At a Glance Contract Report for 101435/0038 - Year end March 2019

Name or company name	IDH Limited
Contract type name	GDS Contract
Purpose of contract	General
Contract start date	01/04/2006
Contract end date	

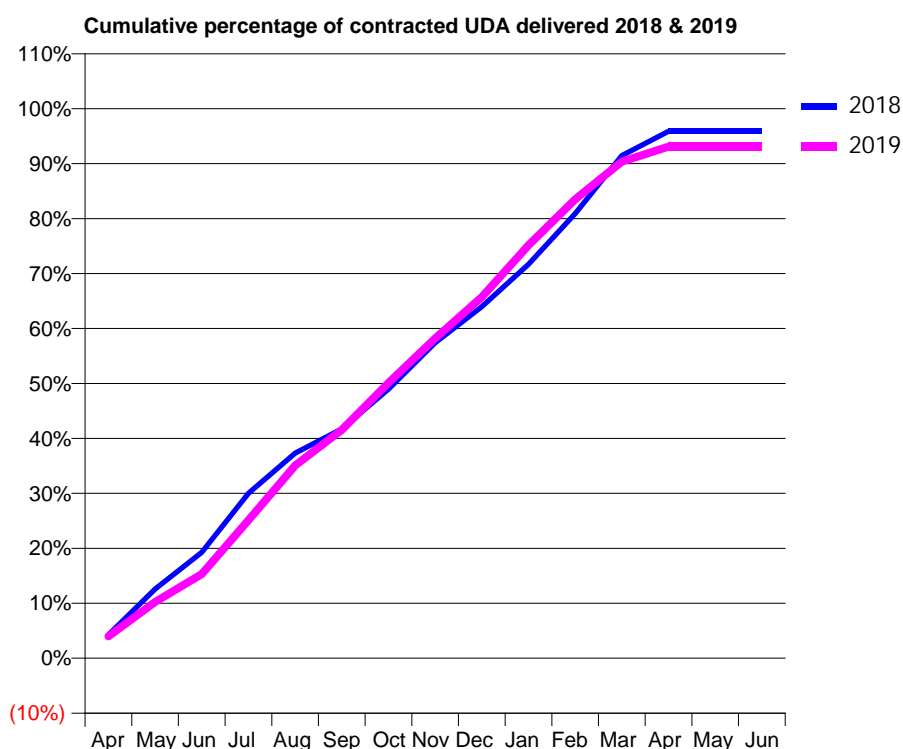
18/19 Contracted general activity (UDA)	10,828
Carry forward general activity (UDA)	0
18/19 Contracted orthodontic activity (UOA)	0
Carry forward orthodontic activity (UOA)	0
Baseline contract value	£318,209.75

ACCESS*

Patients seen in 24 months	Total	Change since previous quarter
Quarter ending March 2018	4,212	
Quarter ending June 2018	4,113	↓
Quarter ending September 2018	4,109	→
Quarter ending December 2018	4,185	→
Quarter ending March 2019	4,235	→
Variance since March 2018	0.5%	→



ACTIVITY



Adjusted Scheduled Activity (UDA)		
Month	2018	2019
April	461	432
May	1,366	1,108
June	2,089	1,658
July	3,249	2,721
August	4,043	3,797
September	4,518	4,498
October	5,304	5,424
November	6,215	6,302
December	6,926	7,117
January	7,762	8,136
February	8,763	9,042
March	9,903	9,785
April	10,383	10,082
May	10,383	10,082
June	10,383	10,082

QUALITY

	Quantity	Base Number	Contract	AT	Region	England
% of FP17s for the same patient ID Re-attending within 3 months - Children	76	1,328	5.7%	9.6%	11.3%	11.8%
% of FP17s for the same patient ID Re-attending within 3 months - Adults	474	3,265	14.5%	15.2%	15.4%	15.7%
% of FP17s for the same patient ID Re-attending between 3 & 9 months - Children	549	1,328	41.3%	60.2%	61.3%	58.9%
% of FP17s for the same patient ID Re-attending between 3 & 9 months - Adults	1,231	3,265	37.7%	51.3%	52.1%	50.8%
% of FP17s for Band 1 Urgent Courses	391	4,514	8.7%	9.5%	9.5%	9.1%
% of FP17s Relating to Free Repair or Replacements	41	4,514	0.9%	0.5%	0.6%	0.8%
% of FP17s Relating to Continuations	89	4,514	2.0%	0.8%	0.8%	0.9%
% of Patients satisfied with the dentistry they have received	3	3	N/A	92.4%	92.4%	92.5%
% of Patients satisfied with the time they had to wait for an appointment	3	3	N/A	88.4%	86.3%	87.0%

* This is based on patients treated on this contract for their most recent course of treatment.

Figures in italics indicate the base number of FP17s or Patient Questionnaire responses are less than 100. N/A is shown where the base number of responses is less than 10 during the period. % is calculated as Quantity/Base number*100

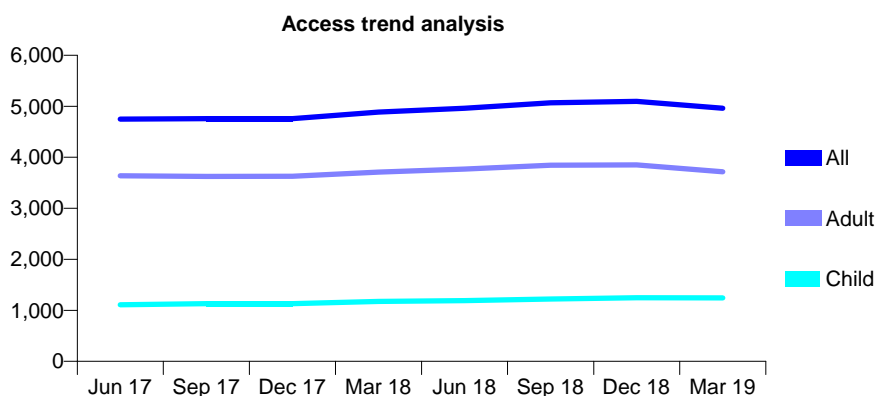
Q68 - Vital Signs At a Glance Contract Report for 101435/0039 - Year end March 2019

Name or company name	IDH Limited
Contract type name	GDS Contract
Purpose of contract	General
Contract start date	01/04/2006
Contract end date	

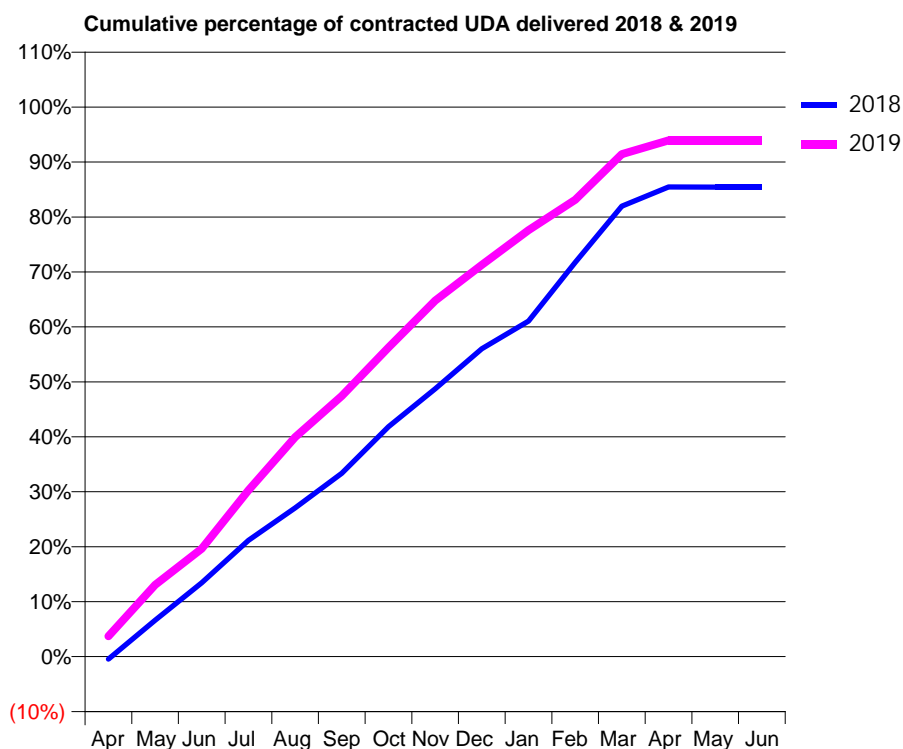
18/19 Contracted general activity (UDA)	15,788
Carry forward general activity (UDA)	0
18/19 Contracted orthodontic activity (UOA)	0
Carry forward orthodontic activity (UOA)	0
Baseline contract value	£458,231.34

ACCESS*

Patients seen in 24 months	Total	Change since previous quarter
Quarter ending March 2018	4,885	
Quarter ending June 2018	4,960	→
Quarter ending September 2018	5,068	↑
Quarter ending December 2018	5,097	→
Quarter ending March 2019	4,961	↓
Variance since March 2018	1.6%	→



ACTIVITY



Month	Adjusted Scheduled Activity (UDA)	
	2018	2019
April	-73	587
May	1,047	2,061
June	2,120	3,102
July	3,342	4,778
August	4,274	6,307
September	5,266	7,488
October	6,606	8,882
November	7,695	10,228
December	8,846	11,253
January	9,640	12,250
February	11,327	13,126
March	12,939	14,435
April	13,490	14,827
May	13,489	14,827
June	13,489	14,827

QUALITY

	Quantity	Base Number	Contract	AT	Region	England
% of FP17s for the same patient ID Re-attending within 3 months - Children	79	1,528	5.2%	9.6%	11.3%	11.8%
% of FP17s for the same patient ID Re-attending within 3 months - Adults	371	4,283	8.7%	15.2%	15.4%	15.7%
% of FP17s for the same patient ID Re-attending between 3 & 9 months - Children	772	1,528	50.5%	60.2%	61.3%	58.9%
% of FP17s for the same patient ID Re-attending between 3 & 9 months - Adults	2,072	4,283	48.4%	51.3%	52.1%	50.8%
% of FP17s for Band 1 Urgent Courses	287	5,803	4.9%	9.5%	9.5%	9.1%
% of FP17s Relating to Free Repair or Replacements	14	5,803	0.2%	0.5%	0.6%	0.8%
% of FP17s Relating to Continuations	62	5,803	1.1%	0.8%	0.8%	0.9%
% of Patients satisfied with the dentistry they have received	2	3	N/A	92.4%	92.4%	92.5%
% of Patients satisfied with the time they had to wait for an appointment	3	3	N/A	88.4%	86.3%	87.0%

* This is based on patients treated on this contract for their most recent course of treatment. Figures in italics indicate the base number of FP17s or Patient Questionnaire responses are less than 100. N/A is shown where the base number of responses is less than 10 during the period. % is calculated as Quantity/Base number*100

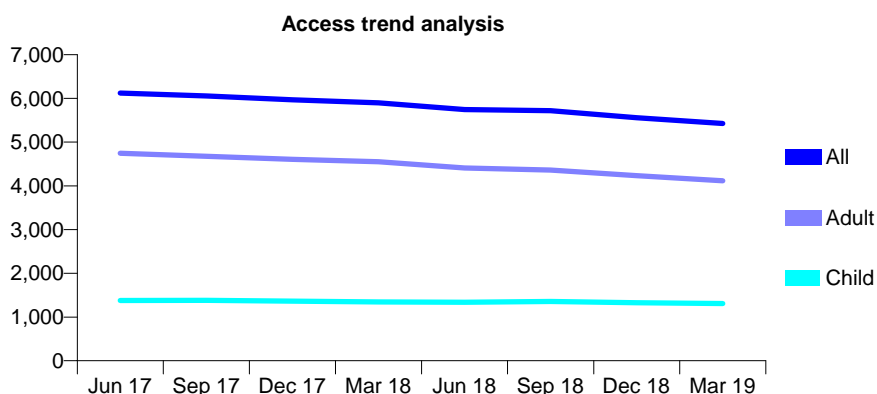
Q68 - Vital Signs At a Glance Contract Report for 101435/0041 - Year end March 2019

Name or company name	IDH Limited
Contract type name	GDS Contract
Purpose of contract	General
Contract start date	01/04/2006
Contract end date	

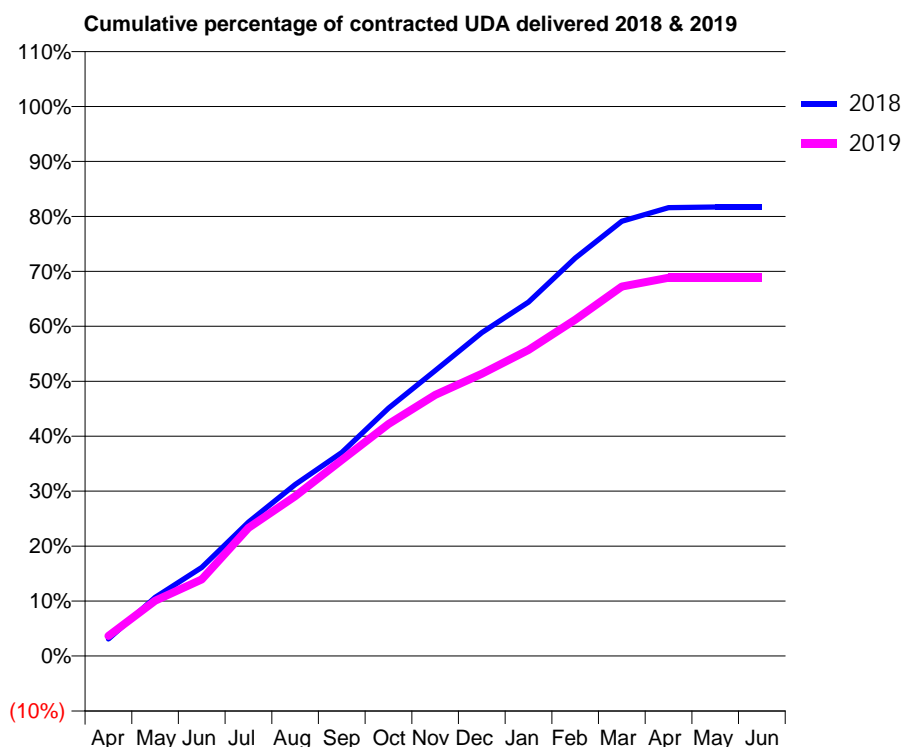
18/19 Contracted general activity (UDA)	18,081
Carry forward general activity (UDA)	0
18/19 Contracted orthodontic activity (UOA)	0
Carry forward orthodontic activity (UOA)	0
Baseline contract value	£592,722.16

ACCESS*

Patients seen in 24 months	Total	Change since previous quarter
Quarter ending March 2018	5,897	
Quarter ending June 2018	5,745	↓
Quarter ending September 2018	5,716	→
Quarter ending December 2018	5,558	↓
Quarter ending March 2019	5,424	↓
Variance since March 2018	(8.0%)	↓



ACTIVITY



Month	Adjusted Scheduled Activity (UDA)	
	2018	2019
April	559	659
May	1,930	1,817
June	2,915	2,521
July	4,407	4,215
August	5,642	5,261
September	6,694	6,449
October	8,156	7,631
November	9,394	8,589
December	10,637	9,287
January	11,646	10,073
February	13,093	11,063
March	14,306	12,155
April	14,756	12,445
May	14,771	12,446
June	14,771	12,446

QUALITY

	Quantity	Base Number	Contract	AT	Region	England
% of FP17s for the same patient ID Re-attending within 3 months - Children	78	1,487	5.2%	9.6%	11.3%	11.8%
% of FP17s for the same patient ID Re-attending within 3 months - Adults	645	4,320	14.9%	15.2%	15.4%	15.7%
% of FP17s for the same patient ID Re-attending between 3 & 9 months - Children	710	1,487	47.7%	60.2%	61.3%	58.9%
% of FP17s for the same patient ID Re-attending between 3 & 9 months - Adults	1,739	4,320	40.3%	51.3%	52.1%	50.8%
% of FP17s for Band 1 Urgent Courses	907	5,784	15.7%	9.5%	9.5%	9.1%
% of FP17s Relating to Free Repair or Replacements	19	5,784	0.3%	0.5%	0.6%	0.8%
% of FP17s Relating to Continuations	48	5,784	0.8%	0.8%	0.8%	0.9%
% of Patients satisfied with the dentistry they have received	0	0	N/A	92.4%	92.4%	92.5%
% of Patients satisfied with the time they had to wait for an appointment	0	0	N/A	88.4%	86.3%	87.0%

* This is based on patients treated on this contract for their most recent course of treatment.

Figures in italics indicate the base number of FP17s or Patient Questionnaire responses are less than 100. N/A is shown where the base number of responses is less than 10 during the period. % is calculated as Quantity/Base number*100

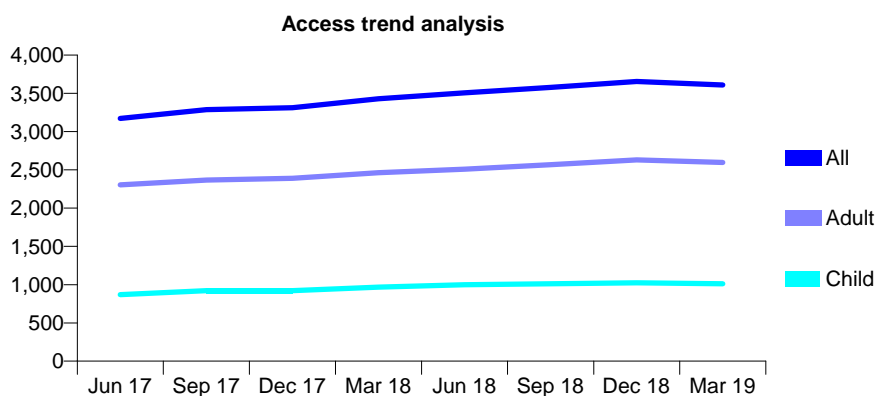
Q68 - Vital Signs At a Glance Contract Report for 101435/0043 - Year end March 2019

Name or company name	IDH Limited
Contract type name	GDS Contract
Purpose of contract	General
Contract start date	01/04/2006
Contract end date	

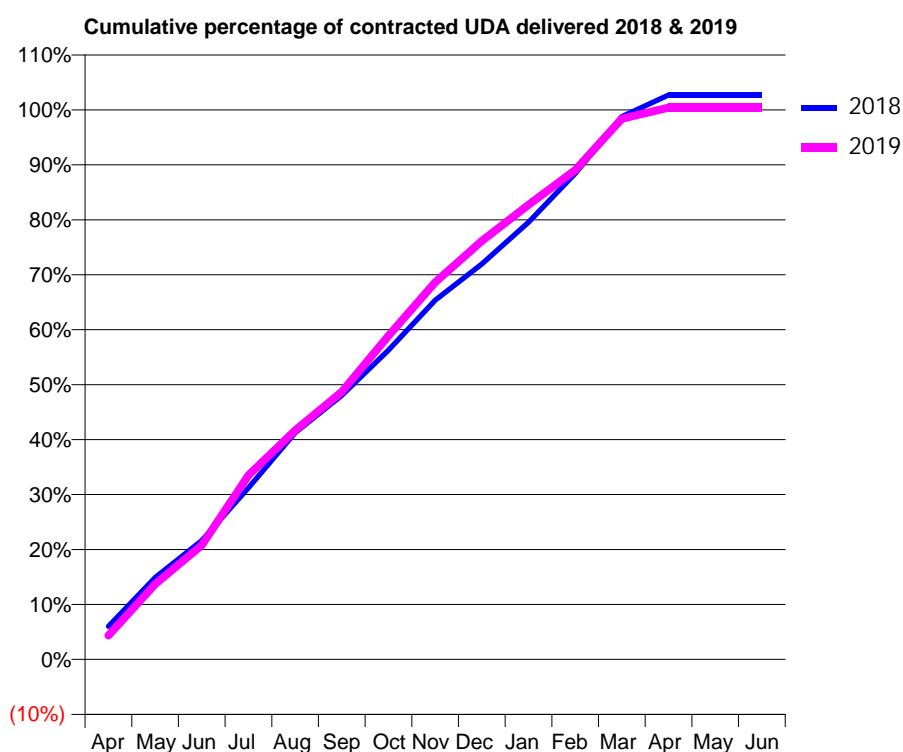
18/19 Contracted general activity (UDA)	9,058
Carry forward general activity (UDA)	0
18/19 Contracted orthodontic activity (UOA)	0
Carry forward orthodontic activity (UOA)	0
Baseline contract value	£216,154.71

ACCESS*

Patients seen in 24 months	Total	Change since previous quarter
Quarter ending March 2018	3,430	
Quarter ending June 2018	3,506	↑
Quarter ending September 2018	3,577	↑
Quarter ending December 2018	3,655	↑
Quarter ending March 2019	3,608	↓
Variance since March 2018	5.2%	↑



ACTIVITY



Month	2018	2019
April	544	394
May	1,351	1,242
June	1,959	1,884
July	2,829	3,033
August	3,738	3,775
September	4,351	4,408
October	5,098	5,335
November	5,920	6,218
December	6,516	6,898
January	7,205	7,492
February	8,009	8,066
March	8,947	8,911
April	9,301	9,095
May	9,303	9,095
June	9,303	9,095

QUALITY

	Quantity	Base Number	Contract	AT	Region	England
% of FP17s for the same patient ID Re-attending within 3 months - Children	69	1,131	6.1%	9.6%	11.3%	11.8%
% of FP17s for the same patient ID Re-attending within 3 months - Adults	220	2,477	8.9%	15.2%	15.4%	15.7%
% of FP17s for the same patient ID Re-attending between 3 & 9 months - Children	403	1,131	35.6%	60.2%	61.3%	58.9%
% of FP17s for the same patient ID Re-attending between 3 & 9 months - Adults	840	2,477	33.9%	51.3%	52.1%	50.8%
% of FP17s for Band 1 Urgent Courses	242	3,567	6.8%	9.5%	9.5%	9.1%
% of FP17s Relating to Free Repair or Replacements	19	3,567	0.5%	0.5%	0.6%	0.8%
% of FP17s Relating to Continuations	33	3,567	0.9%	0.8%	0.8%	0.9%
% of Patients satisfied with the dentistry they have received	1	1	N/A	92.4%	92.4%	92.5%
% of Patients satisfied with the time they had to wait for an appointment	1	1	N/A	88.4%	86.3%	87.0%

* This is based on patients treated on this contract for their most recent course of treatment. Figures in italics indicate the base number of FP17s or Patient Questionnaire responses are less than 100. N/A is shown where the base number of responses is less than 10 during the period. % is calculated as Quantity/Base number*100

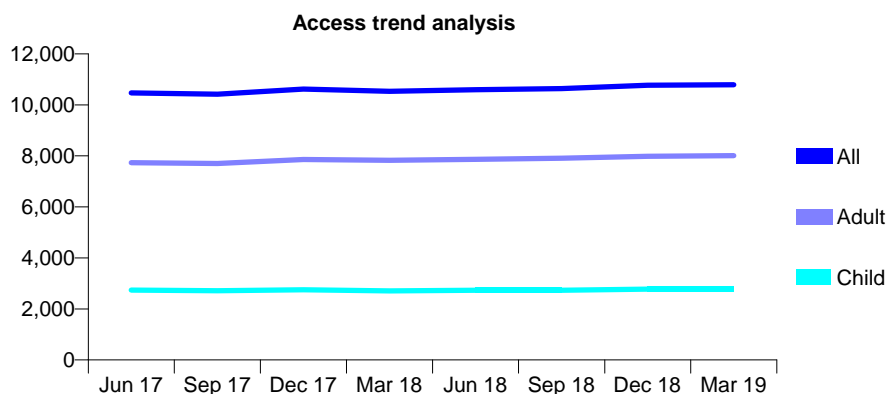
Q68 - Vital Signs At a Glance Contract Report for 101435/0044 - Year end March 2019

Name or company name	IDH Limited
Contract type name	GDS Contract
Purpose of contract	General
Contract start date	15/05/2006
Contract end date	

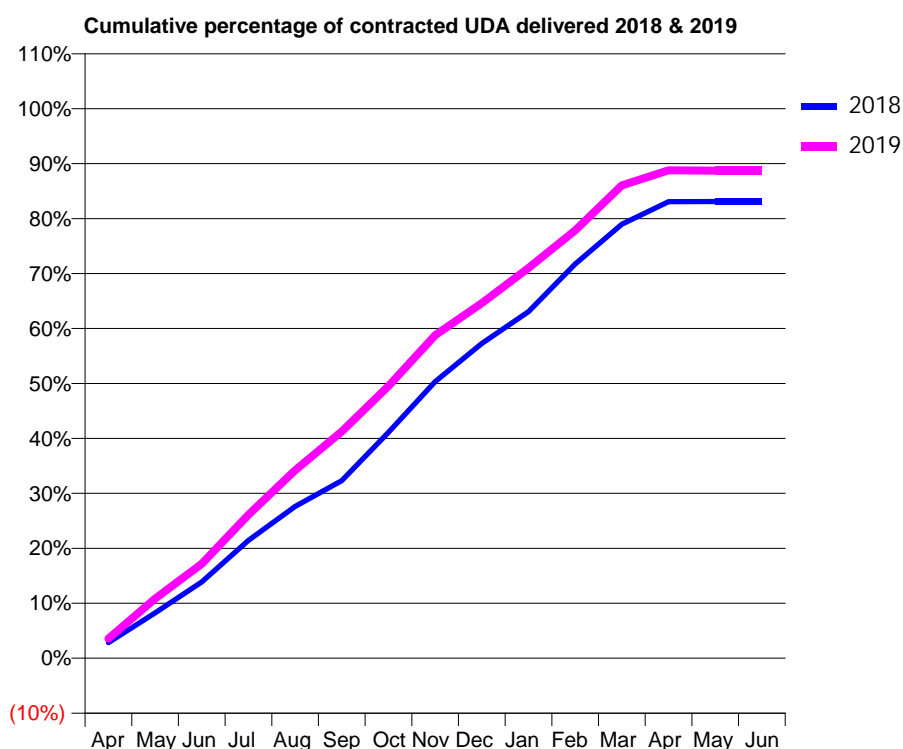
18/19 Contracted general activity (UDA)	28,158
Carry forward general activity (UDA)	0
18/19 Contracted orthodontic activity (UOA)	0
Carry forward orthodontic activity (UOA)	0
Baseline contract value	£812,988.26

ACCESS*

Patients seen in 24 months	Total	Change since previous quarter
Quarter ending March 2018	10,533	
Quarter ending June 2018	10,597	→
Quarter ending September 2018	10,637	→
Quarter ending December 2018	10,770	→
Quarter ending March 2019	10,788	→
Variance since March 2018	2.4%	↑



ACTIVITY



Month	Adjusted Scheduled Activity (UDA)	
	2018	2019
April	800	1,011
May	2,328	3,057
June	3,906	4,836
July	6,047	7,353
August	7,776	9,630
September	9,098	11,615
October	11,569	13,943
November	14,172	16,551
December	16,129	18,192
January	17,754	20,000
February	20,200	21,924
March	22,236	24,225
April	23,395	24,996
May	23,398	24,988
June	23,399	24,988

QUALITY

	Quantity	Base Number	Contract	AT	Region	England
% of FP17s for the same patient ID Re-attending within 3 months - Children	121	3,658	3.3%	9.6%	11.3%	11.8%
% of FP17s for the same patient ID Re-attending within 3 months - Adults	623	9,285	6.7%	15.2%	15.4%	15.7%
% of FP17s for the same patient ID Re-attending between 3 & 9 months - Children	2,034	3,658	55.6%	60.2%	61.3%	58.9%
% of FP17s for the same patient ID Re-attending between 3 & 9 months - Adults	4,913	9,285	52.9%	51.3%	52.1%	50.8%
% of FP17s for Band 1 Urgent Courses	810	12,735	6.4%	9.5%	9.5%	9.1%
% of FP17s Relating to Free Repair or Replacements	60	12,735	0.5%	0.5%	0.6%	0.8%
% of FP17s Relating to Continuations	49	12,735	0.4%	0.8%	0.8%	0.9%
% of Patients satisfied with the dentistry they have received	5	5	N/A	92.4%	92.4%	92.5%
% of Patients satisfied with the time they had to wait for an appointment	5	5	N/A	88.4%	86.3%	87.0%

* This is based on patients treated on this contract for their most recent course of treatment. Figures in italics indicate the base number of FP17s or Patient Questionnaire responses are less than 100. N/A is shown where the base number of responses is less than 10 during the period. % is calculated as Quantity/Base number*100

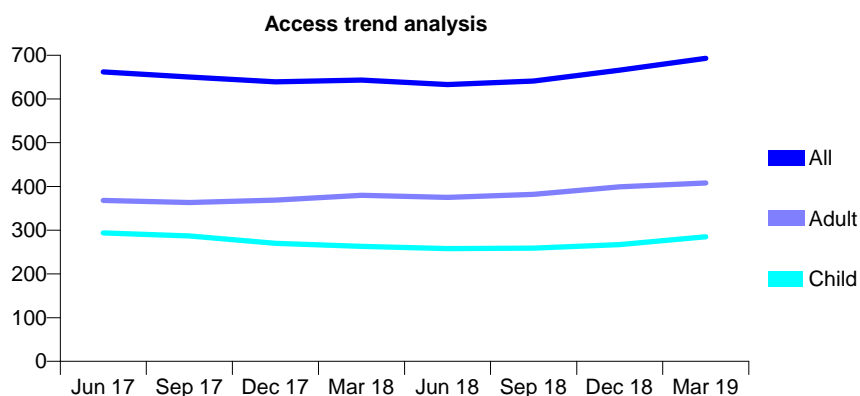
Q68 - Vital Signs At a Glance Contract Report for 102091/0001 - Year end March 2019

Name or company name	Gresham Dental Practice Limited
Contract type name	GDS Contract
Purpose of contract	General
Contract start date	01/10/2011
Contract end date	

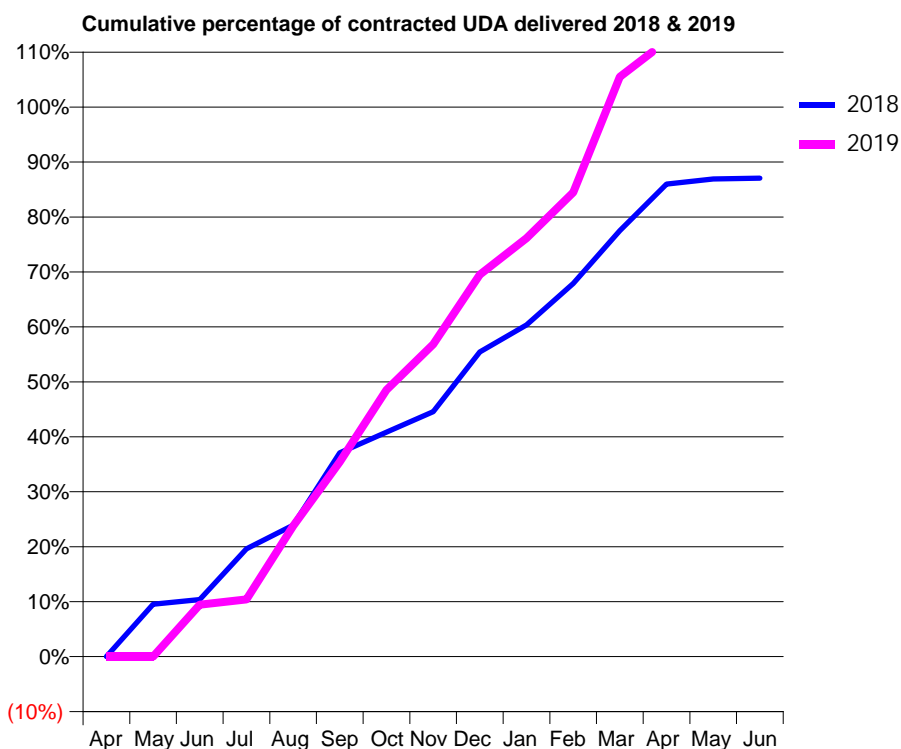
18/19 Contracted general activity (UDA)	1,132
Carry forward general activity (UDA)	0
18/19 Contracted orthodontic activity (UOA)	0
Carry forward orthodontic activity (UOA)	0
Baseline contract value	£25,616.42

ACCESS*

Patients seen in 24 months	Total	Change since previous quarter
Quarter ending March 2018	643	
Quarter ending June 2018	633	↓
Quarter ending September 2018	641	→
Quarter ending December 2018	666	↑
Quarter ending March 2019	693	↑
Variance since March 2018	7.8%	↑



ACTIVITY



Month	Adjusted Scheduled Activity (UDA)	
	2018	2019
April	0	0
May	124	0
June	135	107
July	255	118
August	311	269
September	482	401
October	531	549
November	579	644
December	721	787
January	785	862
February	883	956
March	1,008	1,194
April	1,118	1,268
May	1,130	1,268
June	1,132	1,268

QUALITY

	Quantity	Base Number	Contract	AT	Region	England
% of FP17s for the same patient ID Re-attending within 3 months - Children	9	312	2.9%	9.6%	11.3%	11.8%
% of FP17s for the same patient ID Re-attending within 3 months - Adults	22	405	5.4%	15.2%	15.4%	15.7%
% of FP17s for the same patient ID Re-attending between 3 & 9 months - Children	120	312	38.5%	60.2%	61.3%	58.9%
% of FP17s for the same patient ID Re-attending between 3 & 9 months - Adults	154	405	38.0%	51.3%	52.1%	50.8%
% of FP17s for Band 1 Urgent Courses	9	688	1.3%	9.5%	9.5%	9.1%
% of FP17s Relating to Free Repair or Replacements	1	688	0.1%	0.5%	0.6%	0.8%
% of FP17s Relating to Continuations	1	688	0.1%	0.8%	0.8%	0.9%
% of Patients satisfied with the dentistry they have received	1	1	N/A	92.4%	92.4%	92.5%
% of Patients satisfied with the time they had to wait for an appointment	1	1	N/A	88.4%	86.3%	87.0%

* This is based on patients treated on this contract for their most recent course of treatment. Figures in italics indicate the base number of FP17s or Patient Questionnaire responses are less than 100. N/A is shown where the base number of responses is less than 10 during the period. % is calculated as Quantity/Base number*100

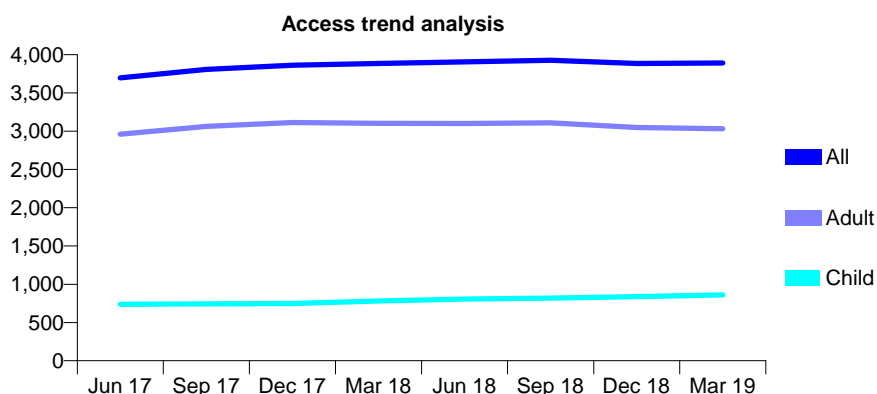
Q68 - Vital Signs At a Glance Contract Report for 102326/0001 - Year end March 2019

Name or company name	Dental Surgery
Contract type name	GDS Contract
Purpose of contract	General
Contract start date	15/10/2015
Contract end date	

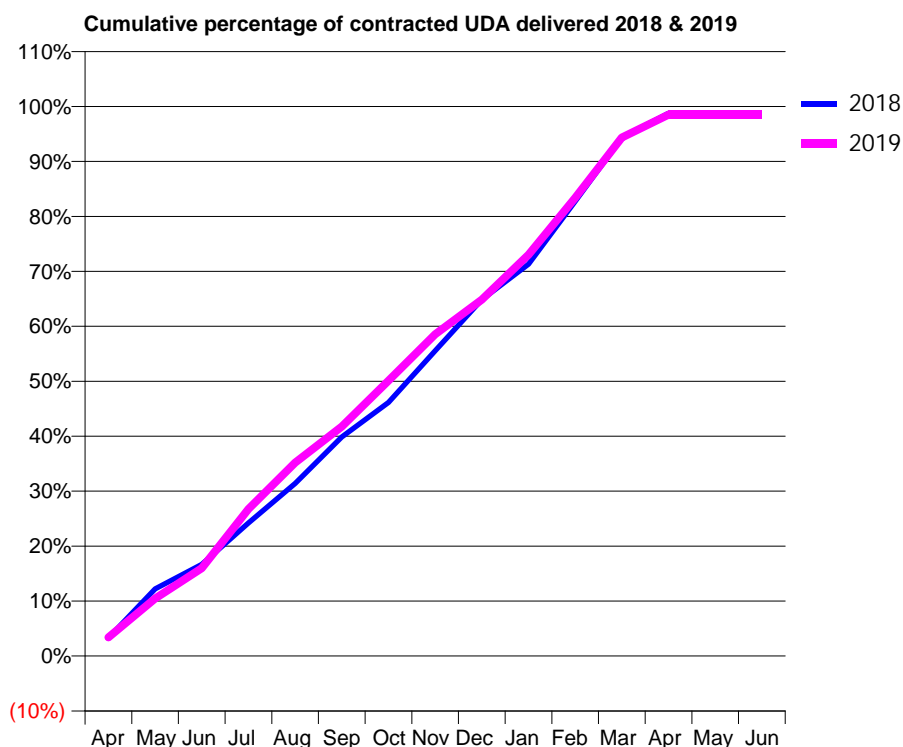
18/19 Contracted general activity (UDA)	14,566
Carry forward general activity (UDA)	176
18/19 Contracted orthodontic activity (UOA)	0
Carry forward orthodontic activity (UOA)	0
Baseline contract value	£316,832.94

ACCESS*

Patients seen in 24 months	Total	Change since previous quarter
Quarter ending March 2018	3,885	
Quarter ending June 2018	3,906	→
Quarter ending September 2018	3,926	→
Quarter ending December 2018	3,886	↓
Quarter ending March 2019	3,891	→
Variance since March 2018	0.2%	→



ACTIVITY



Month	Adjusted Scheduled Activity (UDA)	
	2018	2019
April	481	492
May	1,779	1,524
June	2,431	2,329
July	3,531	3,897
August	4,575	5,128
September	5,804	6,080
October	6,722	7,296
November	8,093	8,527
December	9,443	9,444
January	10,385	10,639
February	12,055	12,146
March	13,734	13,741
April	14,385	14,349
May	14,389	14,351
June	14,389	14,351

QUALITY

	Quantity	Base Number	Contract	AT	Region	England
% of FP17s for the same patient ID Re-attending within 3 months - Children	116	1,161	10.0%	9.6%	11.3%	11.8%
% of FP17s for the same patient ID Re-attending within 3 months - Adults	785	4,430	17.7%	15.2%	15.4%	15.7%
% of FP17s for the same patient ID Re-attending between 3 & 9 months - Children	667	1,161	57.5%	60.2%	61.3%	58.9%
% of FP17s for the same patient ID Re-attending between 3 & 9 months - Adults	2,619	4,430	59.1%	51.3%	52.1%	50.8%
% of FP17s for Band 1 Urgent Courses	753	5,644	13.3%	9.5%	9.5%	9.1%
% of FP17s Relating to Free Repair or Replacements	1	5,644	0.0%	0.5%	0.6%	0.8%
% of FP17s Relating to Continuations	29	5,644	0.5%	0.8%	0.8%	0.9%
% of Patients satisfied with the dentistry they have received	2	2	N/A	92.4%	92.4%	92.5%
% of Patients satisfied with the time they had to wait for an appointment	1	2	N/A	88.4%	86.3%	87.0%

* This is based on patients treated on this contract for their most recent course of treatment. Figures in italics indicate the base number of FP17s or Patient Questionnaire responses are less than 100. N/A is shown where the base number of responses is less than 10 during the period. % is calculated as Quantity/Base number*100

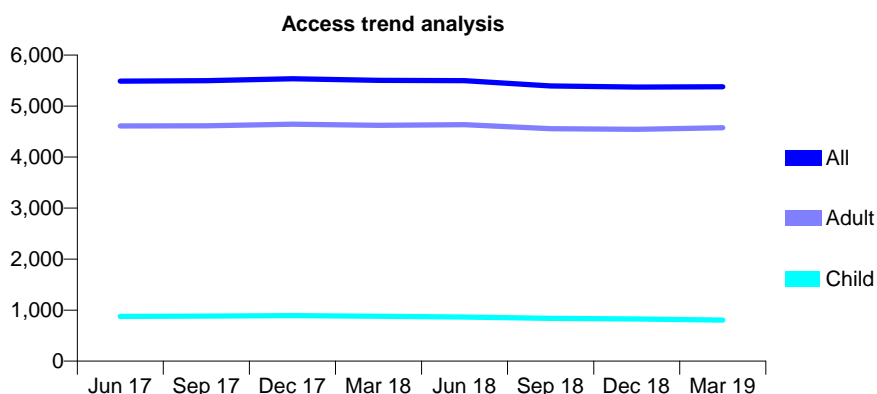
Q68 - Vital Signs At a Glance Contract Report for 102474/0001 - Year end March 2019

Name or company name	Elizabeth Horn
Contract type name	GDS Contract
Purpose of contract	General
Contract start date	01/09/2012
Contract end date	

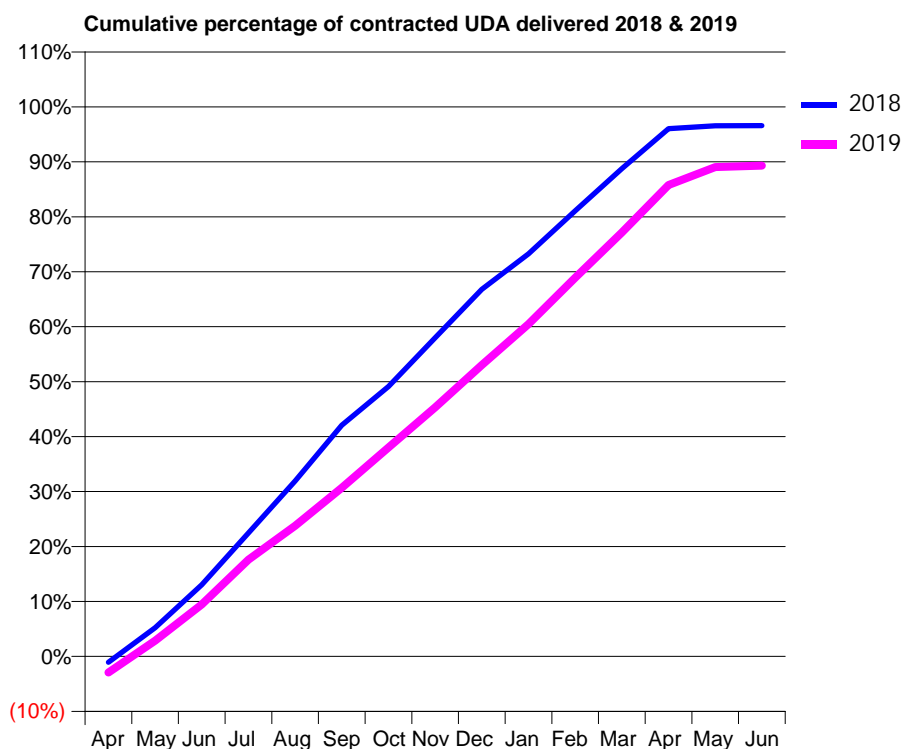
18/19 Contracted general activity (UDA)	16,133
Carry forward general activity (UDA)	552
18/19 Contracted orthodontic activity (UOA)	0
Carry forward orthodontic activity (UOA)	0
Baseline contract value	£503,246.43

ACCESS*

Patients seen in 24 months	Total	Change since previous quarter
Quarter ending March 2018	5,504	
Quarter ending June 2018	5,497	→
Quarter ending September 2018	5,394	↓
Quarter ending December 2018	5,371	→
Quarter ending March 2019	5,380	→
Variance since March 2018	(2.3%)	↓



ACTIVITY



Month	Adjusted Scheduled Activity (UDA)	
	2018	2019
April	-176	-475
May	842	464
June	2,104	1,526
July	3,622	2,841
August	5,151	3,836
September	6,788	4,949
October	7,928	6,132
November	9,358	7,311
December	10,776	8,552
January	11,817	9,755
February	13,081	11,115
March	14,319	12,444
April	15,494	13,839
May	15,577	14,368
June	15,580	14,407

QUALITY

	Quantity	Base Number	Contract	AT	Region	England
% of FP17s for the same patient ID Re-attending within 3 months - Children	36	830	4.3%	9.6%	11.3%	11.8%
% of FP17s for the same patient ID Re-attending within 3 months - Adults	451	4,895	9.2%	15.2%	15.4%	15.7%
% of FP17s for the same patient ID Re-attending between 3 & 9 months - Children	219	830	26.4%	60.2%	61.3%	58.9%
% of FP17s for the same patient ID Re-attending between 3 & 9 months - Adults	1,709	4,895	34.9%	51.3%	52.1%	50.8%
% of FP17s for Band 1 Urgent Courses	221	5,935	3.7%	9.5%	9.5%	9.1%
% of FP17s Relating to Free Repair or Replacements	33	5,935	0.6%	0.5%	0.6%	0.8%
% of FP17s Relating to Continuations	4	5,935	0.1%	0.8%	0.8%	0.9%
% of Patients satisfied with the dentistry they have received	2	3	N/A	92.4%	92.4%	92.5%
% of Patients satisfied with the time they had to wait for an appointment	2	3	N/A	88.4%	86.3%	87.0%

* This is based on patients treated on this contract for their most recent course of treatment. Figures in italics indicate the base number of FP17s or Patient Questionnaire responses are less than 100. N/A is shown where the base number of responses is less than 10 during the period. % is calculated as Quantity/Base number*100

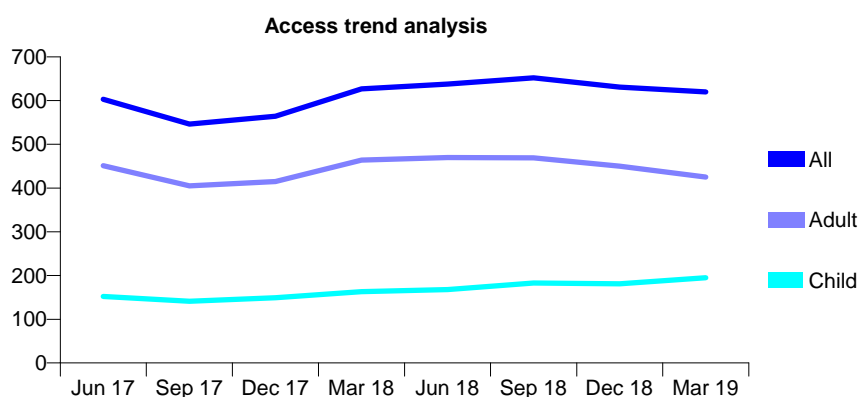
Q68 - Vital Signs At a Glance Contract Report for 102822/0001 - Year end March 2019

Name or company name	Aisha Maria Asghar
Contract type name	GDS Contract
Purpose of contract	General
Contract start date	01/02/2014
Contract end date	

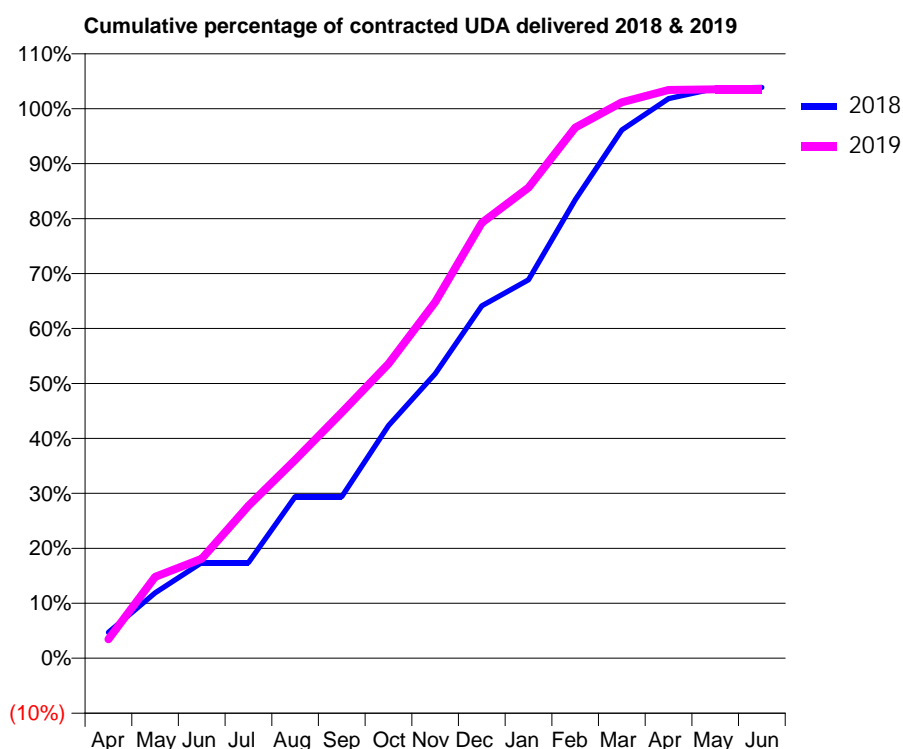
18/19 Contracted general activity (UDA)	1,567
Carry forward general activity (UDA)	0
18/19 Contracted orthodontic activity (UOA)	0
Carry forward orthodontic activity (UOA)	0
Baseline contract value	£44,104.83

ACCESS*

Patients seen in 24 months	Total	Change since previous quarter
Quarter ending March 2018	627	
Quarter ending June 2018	638	→
Quarter ending September 2018	652	↑
Quarter ending December 2018	631	↓
Quarter ending March 2019	620	↓
Variance since March 2018	(1.1%)	↓



ACTIVITY



Month	Adjusted Scheduled Activity (UDA)	
	2018	2019
April	74	54
May	186	232
June	273	284
July	273	435
August	461	566
September	461	701
October	663	839
November	811	1,015
December	1,005	1,241
January	1,079	1,342
February	1,307	1,513
March	1,506	1,585
April	1,596	1,620
May	1,625	1,622
June	1,628	1,622

QUALITY

	Quantity	Base Number	Contract	AT	Region	England
% of FP17s for the same patient ID Re-attending within 3 months - Children	23	319	7.2%	9.6%	11.3%	11.8%
% of FP17s for the same patient ID Re-attending within 3 months - Adults	70	539	13.0%	15.2%	15.4%	15.7%
% of FP17s for the same patient ID Re-attending between 3 & 9 months - Children	180	319	56.4%	60.2%	61.3%	58.9%
% of FP17s for the same patient ID Re-attending between 3 & 9 months - Adults	342	539	63.5%	51.3%	52.1%	50.8%
% of FP17s for Band 1 Urgent Courses	62	837	7.4%	9.5%	9.5%	9.1%
% of FP17s Relating to Free Repair or Replacements	0	837	0.0%	0.5%	0.6%	0.8%
% of FP17s Relating to Continuations	2	837	0.2%	0.8%	0.8%	0.9%
% of Patients satisfied with the dentistry they have received	0	0	N/A	92.4%	92.4%	92.5%
% of Patients satisfied with the time they had to wait for an appointment	0	0	N/A	88.4%	86.3%	87.0%

* This is based on patients treated on this contract for their most recent course of treatment.

Figures in italics indicate the base number of FP17s or Patient Questionnaire responses are less than 100. N/A is shown where the base number of responses is less than 10 during the period. % is calculated as Quantity/Base number*100

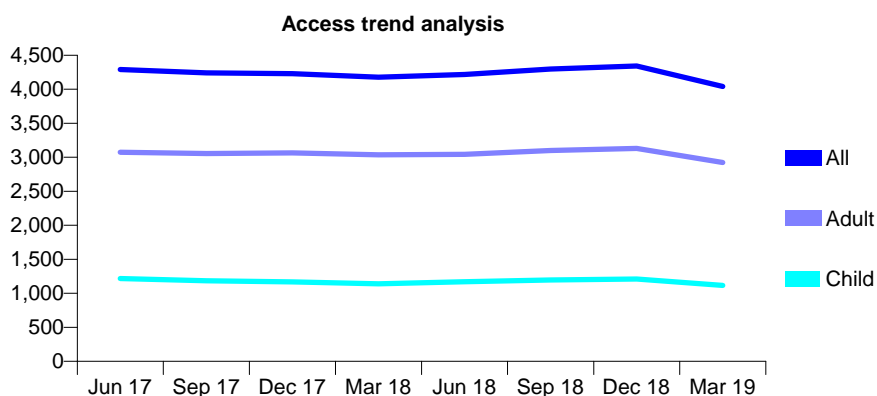
Q68 - Vital Signs At a Glance Contract Report for 103985/0001 - Year end March 2019

Name or company name	Northgate Dental Care Ltd
Contract type name	GDS Contract
Purpose of contract	General
Contract start date	01/11/2007
Contract end date	

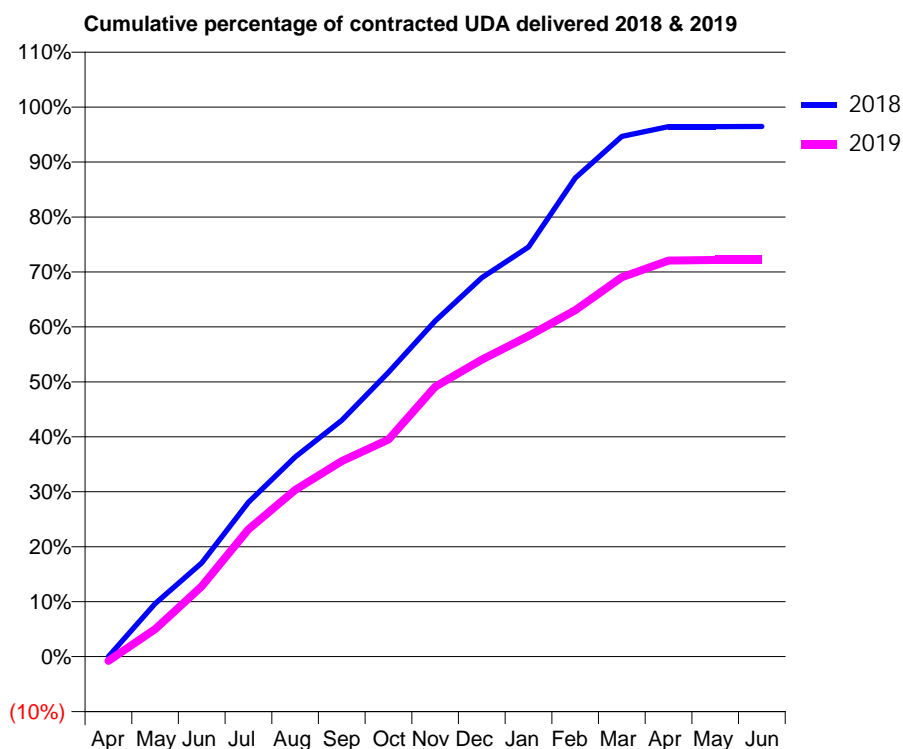
18/19 Contracted general activity (UDA)	11,756
Carry forward general activity (UDA)	415
18/19 Contracted orthodontic activity (UOA)	0
Carry forward orthodontic activity (UOA)	0
Baseline contract value	£312,547.83

ACCESS*

Patients seen in 24 months	Total	Change since previous quarter
Quarter ending March 2018	4,178	
Quarter ending June 2018	4,216	→
Quarter ending September 2018	4,297	→
Quarter ending December 2018	4,342	→
Quarter ending March 2019	4,041	↓
Variance since March 2018	(3.3%)	↓



ACTIVITY



Month	Adjusted Scheduled Activity (UDA)	
	2018	2019
April	0	-94
May	1,135	586
June	2,004	1,505
July	3,303	2,723
August	4,272	3,568
September	5,053	4,184
October	6,082	4,644
November	7,182	5,777
December	8,106	6,352
January	8,761	6,861
February	10,238	7,412
March	11,126	8,114
April	11,336	8,473
May	11,339	8,486
June	11,341	8,485

QUALITY

	Quantity	Base Number	Contract	AT	Region	England
% of FP17s for the same patient ID Re-attending within 3 months - Children	73	1,263	5.8%	9.6%	11.3%	11.8%
% of FP17s for the same patient ID Re-attending within 3 months - Adults	325	2,749	11.8%	15.2%	15.4%	15.7%
% of FP17s for the same patient ID Re-attending between 3 & 9 months - Children	522	1,263	41.3%	60.2%	61.3%	58.9%
% of FP17s for the same patient ID Re-attending between 3 & 9 months - Adults	883	2,749	32.1%	51.3%	52.1%	50.8%
% of FP17s for Band 1 Urgent Courses	738	4,096	18.0%	9.5%	9.5%	9.1%
% of FP17s Relating to Free Repair or Replacements	15	4,096	0.4%	0.5%	0.6%	0.8%
% of FP17s Relating to Continuations	65	4,096	1.6%	0.8%	0.8%	0.9%
% of Patients satisfied with the dentistry they have received	0	0	N/A	92.4%	92.4%	92.5%
% of Patients satisfied with the time they had to wait for an appointment	0	0	N/A	88.4%	86.3%	87.0%

* This is based on patients treated on this contract for their most recent course of treatment. Figures in italics indicate the base number of FP17s or Patient Questionnaire responses are less than 100. N/A is shown where the base number of responses is less than 10 during the period. % is calculated as Quantity/Base number*100

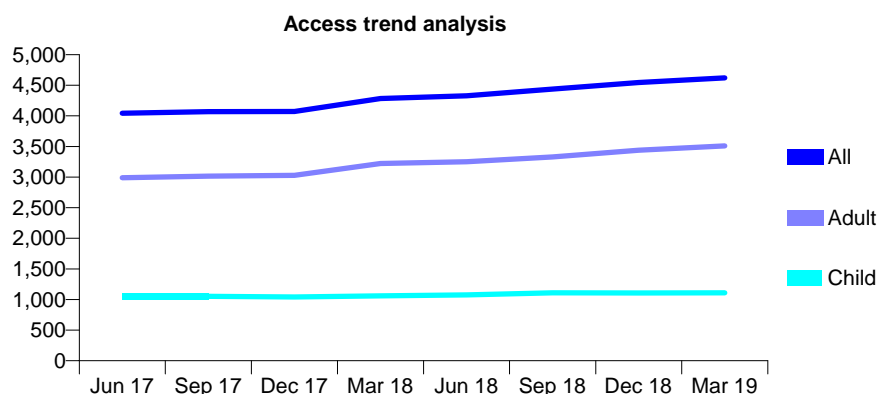
Q68 - Vital Signs At a Glance Contract Report for 104051/0001 - Year end March 2019

Name or company name	Mermaid Dental Care Limited
Contract type name	GDS Contract
Purpose of contract	General
Contract start date	01/11/2010
Contract end date	

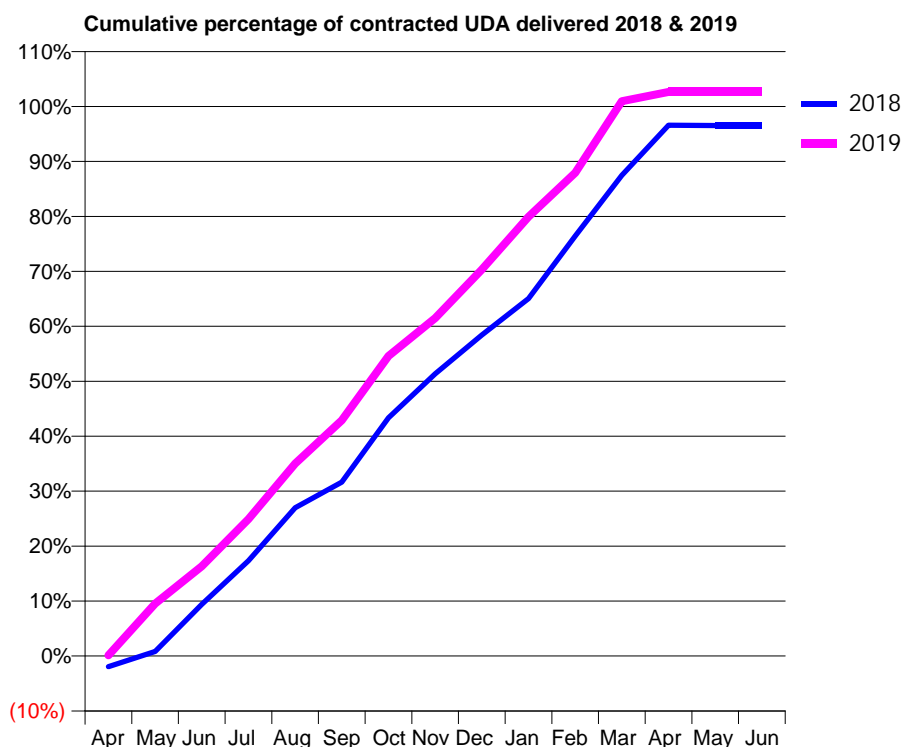
18/19 Contracted general activity (UDA)	13,475
Carry forward general activity (UDA)	467
18/19 Contracted orthodontic activity (UOA)	0
Carry forward orthodontic activity (UOA)	0
Baseline contract value	£457,546.69

ACCESS*

Patients seen in 24 months	Total	Change since previous quarter
Quarter ending March 2018	4,285	
Quarter ending June 2018	4,327	→
Quarter ending September 2018	4,440	↑
Quarter ending December 2018	4,546	↑
Quarter ending March 2019	4,621	→
Variance since March 2018	7.8%	↑



ACTIVITY



Month	Adjusted Scheduled Activity (UDA)	
	2018	2019
April	-263	19
May	113	1,288
June	1,268	2,201
July	2,337	3,356
August	3,635	4,720
September	4,266	5,781
October	5,841	7,356
November	6,921	8,284
December	7,870	9,476
January	8,765	10,770
February	10,298	11,849
March	11,787	13,604
April	13,013	13,829
May	13,007	13,829
June	13,007	13,830

QUALITY

	Quantity	Base Number	Contract	AT	Region	England
% of FP17s for the same patient ID Re-attending within 3 months - Children	96	1,453	6.6%	9.6%	11.3%	11.8%
% of FP17s for the same patient ID Re-attending within 3 months - Adults	911	4,464	20.4%	15.2%	15.4%	15.7%
% of FP17s for the same patient ID Re-attending between 3 & 9 months - Children	720	1,453	49.6%	60.2%	61.3%	58.9%
% of FP17s for the same patient ID Re-attending between 3 & 9 months - Adults	1,380	4,464	30.9%	51.3%	52.1%	50.8%
% of FP17s for Band 1 Urgent Courses	881	5,646	15.6%	9.5%	9.5%	9.1%
% of FP17s Relating to Free Repair or Replacements	55	5,646	1.0%	0.5%	0.6%	0.8%
% of FP17s Relating to Continuations	138	5,646	2.4%	0.8%	0.8%	0.9%
% of Patients satisfied with the dentistry they have received	2	3	N/A	92.4%	92.4%	92.5%
% of Patients satisfied with the time they had to wait for an appointment	3	3	N/A	88.4%	86.3%	87.0%

* This is based on patients treated on this contract for their most recent course of treatment. Figures in italics indicate the base number of FP17s or Patient Questionnaire responses are less than 100. N/A is shown where the base number of responses is less than 10 during the period. % is calculated as Quantity/Base number*100

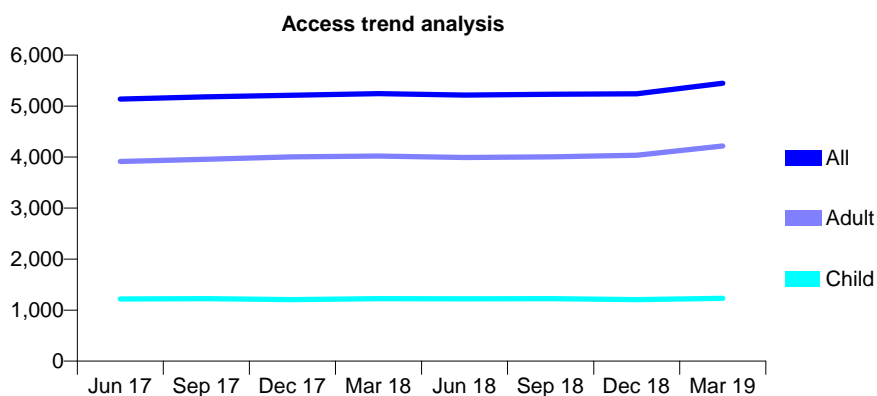
Q68 - Vital Signs At a Glance Contract Report for 104051/0002 - Year end March 2019

Name or company name	Mermaid Dental Care Limited
Contract type name	GDS Contract
Purpose of contract	General
Contract start date	01/11/2010
Contract end date	

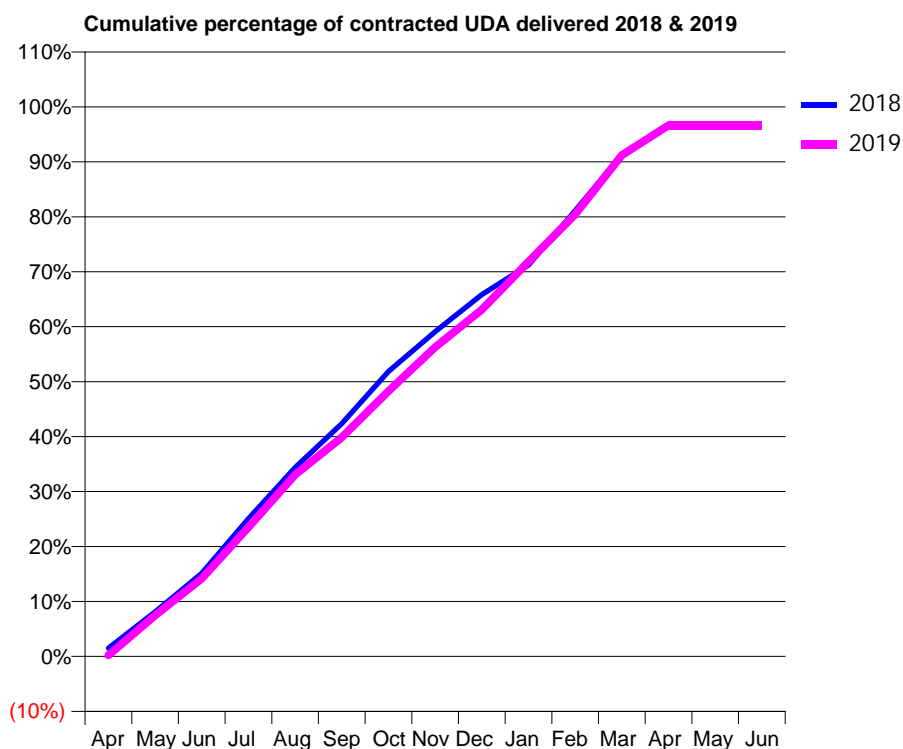
18/19 Contracted general activity (UDA)	17,855
Carry forward general activity (UDA)	596
18/19 Contracted orthodontic activity (UOA)	0
Carry forward orthodontic activity (UOA)	0
Baseline contract value	£490,610.16

ACCESS*

Patients seen in 24 months	Total	Change since previous quarter
Quarter ending March 2018	5,244	
Quarter ending June 2018	5,216	→
Quarter ending September 2018	5,230	→
Quarter ending December 2018	5,241	→
Quarter ending March 2019	5,448	↑
Variance since March 2018	3.9%	↑



ACTIVITY



Month	Adjusted Scheduled Activity (UDA)	
	2018	2019
April	267	42
May	1,450	1,331
June	2,701	2,533
July	4,474	4,199
August	6,139	5,905
September	7,562	7,118
October	9,257	8,621
November	10,553	10,052
December	11,753	11,267
January	12,715	12,824
February	14,482	14,366
March	16,296	16,281
April	17,259	17,256
May	17,259	17,256
June	17,259	17,256

QUALITY

	Quantity	Base Number	Contract	AT	Region	England
% of FP17s for the same patient ID Re-attending within 3 months - Children	102	1,723	5.9%	9.6%	11.3%	11.8%
% of FP17s for the same patient ID Re-attending within 3 months - Adults	727	5,276	13.8%	15.2%	15.4%	15.7%
% of FP17s for the same patient ID Re-attending between 3 & 9 months - Children	916	1,723	53.2%	60.2%	61.3%	58.9%
% of FP17s for the same patient ID Re-attending between 3 & 9 months - Adults	2,136	5,276	40.5%	51.3%	52.1%	50.8%
% of FP17s for Band 1 Urgent Courses	716	7,027	10.2%	9.5%	9.5%	9.1%
% of FP17s Relating to Free Repair or Replacements	37	7,027	0.5%	0.5%	0.6%	0.8%
% of FP17s Relating to Continuations	150	7,027	2.1%	0.8%	0.8%	0.9%
% of Patients satisfied with the dentistry they have received	4	5	N/A	92.4%	92.4%	92.5%
% of Patients satisfied with the time they had to wait for an appointment	4	5	N/A	88.4%	86.3%	87.0%

* This is based on patients treated on this contract for their most recent course of treatment. Figures in italics indicate the base number of FP17s or Patient Questionnaire responses are less than 100. N/A is shown where the base number of responses is less than 10 during the period. % is calculated as Quantity/Base number*100

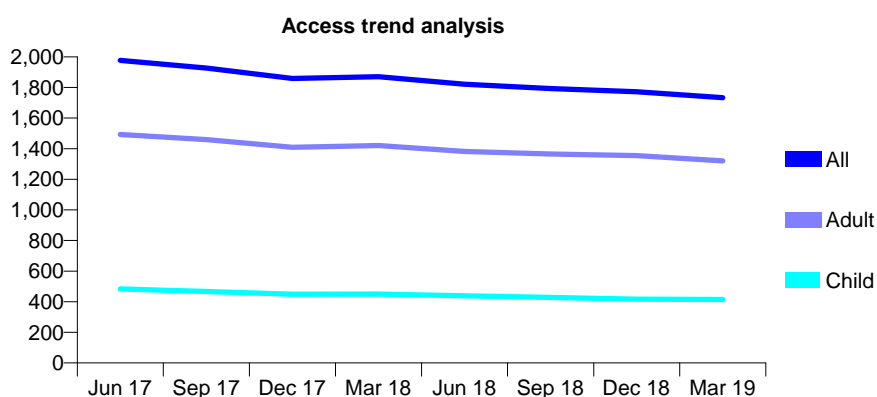
Q68 - Vital Signs At a Glance Contract Report for 104833/0001 - Year end March 2019

Name or company name	J F Royle and R N Chadha
Contract type name	GDS Contract
Purpose of contract	General
Contract start date	07/12/2009
Contract end date	

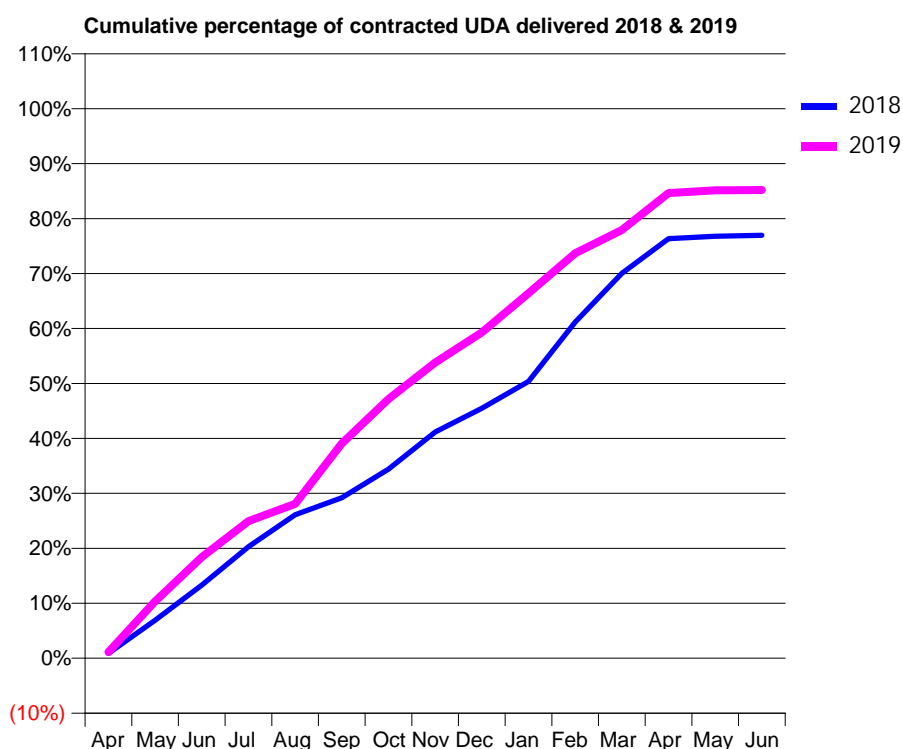
18/19 Contracted general activity (UDA)	5,200
Carry forward general activity (UDA)	0
18/19 Contracted orthodontic activity (UOA)	0
Carry forward orthodontic activity (UOA)	0
Baseline contract value	£134,259.18

ACCESS*

Patients seen in 24 months	Total	Change since previous quarter
Quarter ending March 2018	1,871	
Quarter ending June 2018	1,821	↓
Quarter ending September 2018	1,793	↓
Quarter ending December 2018	1,772	↓
Quarter ending March 2019	1,734	↓
Variance since March 2018	(7.3%)	↓



ACTIVITY



Month	Adjusted Scheduled Activity (UDA)	
	2018	2019
April	48	58
May	374	539
June	719	956
July	1,095	1,298
August	1,409	1,460
September	1,577	2,032
October	1,858	2,453
November	2,223	2,798
December	2,457	3,082
January	2,720	3,453
February	3,302	3,832
March	3,782	4,051
April	4,122	4,402
May	4,147	4,427
June	4,156	4,430

QUALITY

	Quantity	Base Number	Contract	AT	Region	England
% of FP17s for the same patient ID Re-attending within 3 months - Children	36	547	6.6%	9.6%	11.3%	11.8%
% of FP17s for the same patient ID Re-attending within 3 months - Adults	216	1,687	12.8%	15.2%	15.4%	15.7%
% of FP17s for the same patient ID Re-attending between 3 & 9 months - Children	281	547	51.4%	60.2%	61.3%	58.9%
% of FP17s for the same patient ID Re-attending between 3 & 9 months - Adults	736	1,687	43.6%	51.3%	52.1%	50.8%
% of FP17s for Band 1 Urgent Courses	299	2,299	13.0%	9.5%	9.5%	9.1%
% of FP17s Relating to Free Repair or Replacements	17	2,299	0.7%	0.5%	0.6%	0.8%
% of FP17s Relating to Continuations	7	2,299	0.3%	0.8%	0.8%	0.9%
% of Patients satisfied with the dentistry they have received	0	0	N/A	92.4%	92.4%	92.5%
% of Patients satisfied with the time they had to wait for an appointment	0	0	N/A	88.4%	86.3%	87.0%

* This is based on patients treated on this contract for their most recent course of treatment.

Figures in italics indicate the base number of FP17s or Patient Questionnaire responses are less than 100. N/A is shown where the base number of responses is less than 10 during the period. % is calculated as Quantity/Base number*100

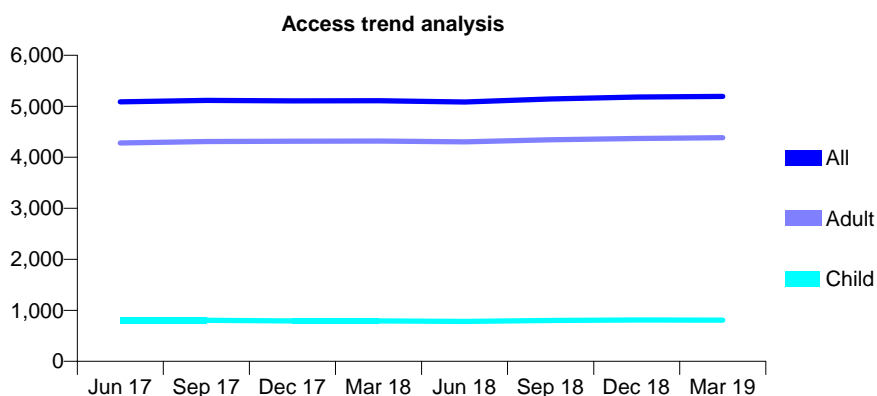
Q68 - Vital Signs At a Glance Contract Report for 104922/0001 - Year end March 2019

Name or company name	Queens Crescent Dental Practice Ltd
Contract type name	GDS Contract
Purpose of contract	General
Contract start date	01/02/2007
Contract end date	

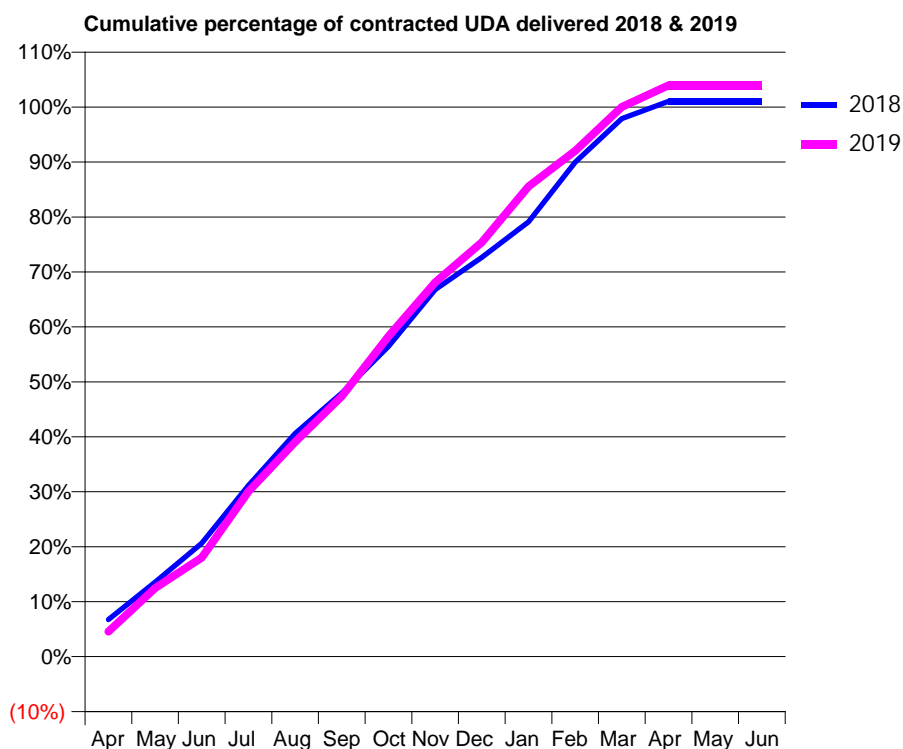
18/19 Contracted general activity (UDA)	15,639
Carry forward general activity (UDA)	0
18/19 Contracted orthodontic activity (UOA)	0
Carry forward orthodontic activity (UOA)	0
Baseline contract value	£437,431.52

ACCESS*

Patients seen in 24 months	Total	Change since previous quarter
Quarter ending March 2018	5,110	
Quarter ending June 2018	5,084	→
Quarter ending September 2018	5,145	→
Quarter ending December 2018	5,180	→
Quarter ending March 2019	5,193	→
Variance since March 2018	1.6%	→



ACTIVITY



Month	Adjusted Scheduled Activity (UDA)	
	2018	2019
April	1,053	710
May	2,120	1,951
June	3,227	2,817
July	4,870	4,701
August	6,352	6,113
September	7,501	7,408
October	8,829	9,117
November	10,447	10,649
December	11,362	11,789
January	12,371	13,379
February	14,069	14,393
March	15,307	15,643
April	15,803	16,255
May	15,803	16,255
June	15,803	16,255

QUALITY

	Quantity	Base Number	Contract	AT	Region	England
% of FP17s for the same patient ID Re-attending within 3 months - Children	45	1,193	3.8%	9.6%	11.3%	11.8%
% of FP17s for the same patient ID Re-attending within 3 months - Adults	981	6,769	14.5%	15.2%	15.4%	15.7%
% of FP17s for the same patient ID Re-attending between 3 & 9 months - Children	727	1,193	60.9%	60.2%	61.3%	58.9%
% of FP17s for the same patient ID Re-attending between 3 & 9 months - Adults	3,971	6,769	58.7%	51.3%	52.1%	50.8%
% of FP17s for Band 1 Urgent Courses	568	7,973	7.1%	9.5%	9.5%	9.1%
% of FP17s Relating to Free Repair or Replacements	52	7,973	0.7%	0.5%	0.6%	0.8%
% of FP17s Relating to Continuations	95	7,973	1.2%	0.8%	0.8%	0.9%
% of Patients satisfied with the dentistry they have received	3	3	N/A	92.4%	92.4%	92.5%
% of Patients satisfied with the time they had to wait for an appointment	3	3	N/A	88.4%	86.3%	87.0%

* This is based on patients treated on this contract for their most recent course of treatment. Figures in italics indicate the base number of FP17s or Patient Questionnaire responses are less than 100. N/A is shown where the base number of responses is less than 10 during the period. % is calculated as Quantity/Base number*100

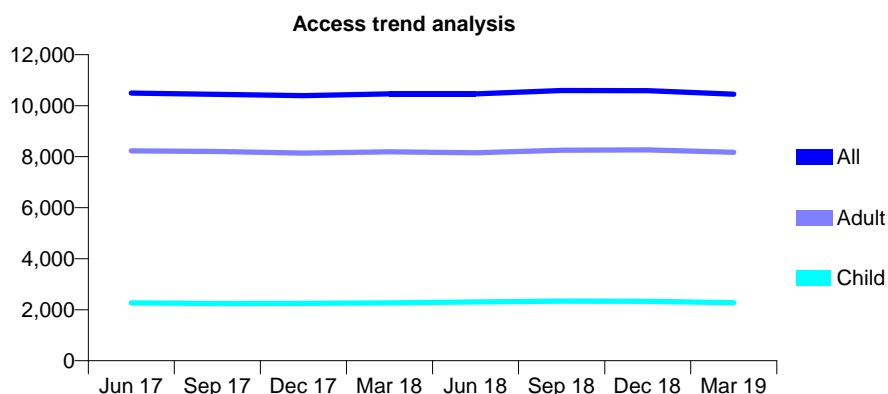
Q68 - Vital Signs At a Glance Contract Report for 105414/0002 - Year end March 2019

Name or company name	First Choice Dental Limited
Contract type name	GDS Contract
Purpose of contract	General
Contract start date	01/04/2006
Contract end date	

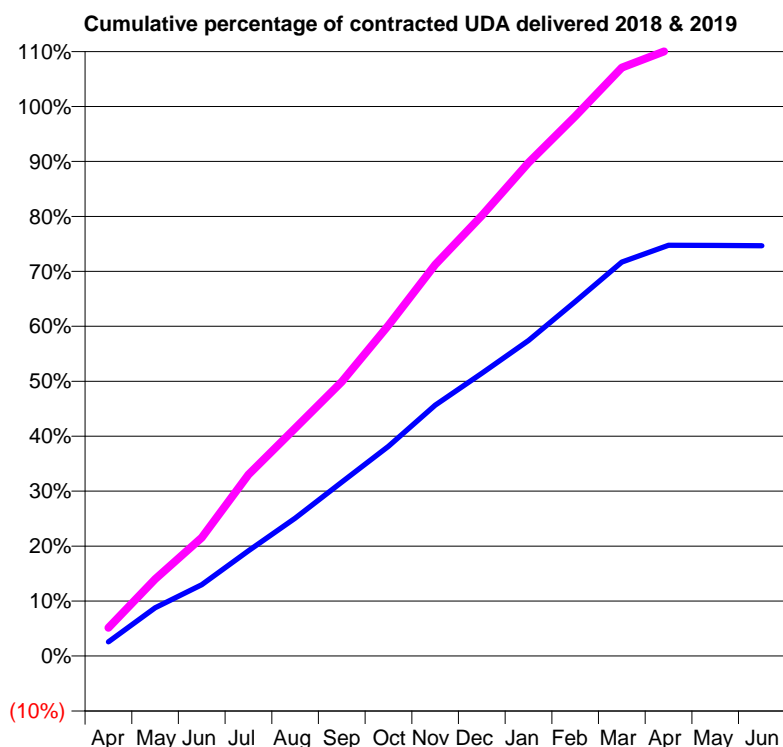
18/19 Contracted general activity (UDA)	28,600
Carry forward general activity (UDA)	0
18/19 Contracted orthodontic activity (UOA)	0
Carry forward orthodontic activity (UOA)	0
Baseline contract value	£732,452.82

ACCESS*

Patients seen in 24 months	Total	Change since previous quarter
Quarter ending March 2018	10,460	
Quarter ending June 2018	10,459	→
Quarter ending September 2018	10,596	→
Quarter ending December 2018	10,591	→
Quarter ending March 2019	10,449	↓
Variance since March 2018	(0.1%)	→



ACTIVITY



Month	Adjusted Scheduled Activity (UDA)	
	2018	2019
April	963	1,476
May	3,256	4,000
June	4,815	6,161
July	7,110	9,440
August	9,308	11,859
September	11,743	14,270
October	14,153	17,217
November	16,936	20,366
December	19,084	22,911
January	21,293	25,673
February	23,926	28,090
March	26,592	30,617
April	27,734	31,552
May	27,713	31,553
June	27,701	31,566

QUALITY

	Quantity	Base Number	Contract	AT	Region	England
% of FP17s for the same patient ID Re-attending within 3 months - Children	197	3,198	6.2%	9.6%	11.3%	11.8%
% of FP17s for the same patient ID Re-attending within 3 months - Adults	1,029	9,943	10.3%	15.2%	15.4%	15.7%
% of FP17s for the same patient ID Re-attending between 3 & 9 months - Children	1,861	3,198	58.2%	60.2%	61.3%	58.9%
% of FP17s for the same patient ID Re-attending between 3 & 9 months - Adults	4,257	9,943	42.8%	51.3%	52.1%	50.8%
% of FP17s for Band 1 Urgent Courses	627	13,015	4.8%	9.5%	9.5%	9.1%
% of FP17s Relating to Free Repair or Replacements	54	13,015	0.4%	0.5%	0.6%	0.8%
% of FP17s Relating to Continuations	220	13,015	1.7%	0.8%	0.8%	0.9%
% of Patients satisfied with the dentistry they have received	4	4	N/A	92.4%	92.4%	92.5%
% of Patients satisfied with the time they had to wait for an appointment	4	4	N/A	88.4%	86.3%	87.0%

* This is based on patients treated on this contract for their most recent course of treatment. Figures in italics indicate the base number of FP17s or Patient Questionnaire responses are less than 100. N/A is shown where the base number of responses is less than 10 during the period. % is calculated as Quantity/Base number*100

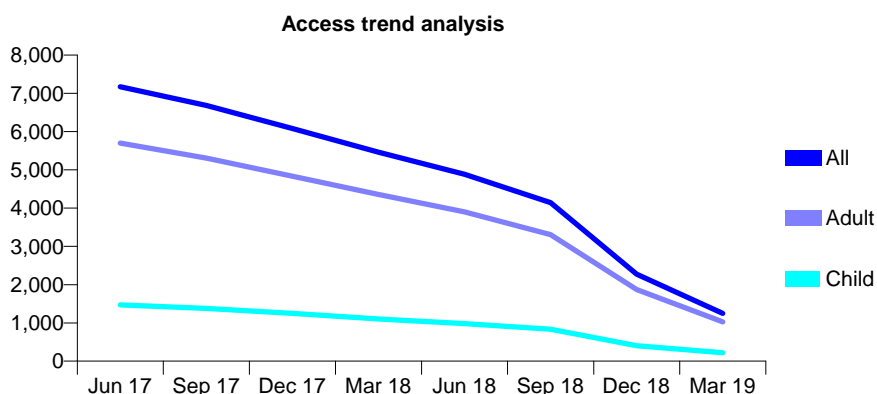
Q68 - Vital Signs At a Glance Contract Report for 105414/0009 - Year end March 2019

Name or company name	First Choice Dental Limited
Contract type name	GDS Contract
Purpose of contract	General
Contract start date	01/07/2007
Contract end date	09/08/2018

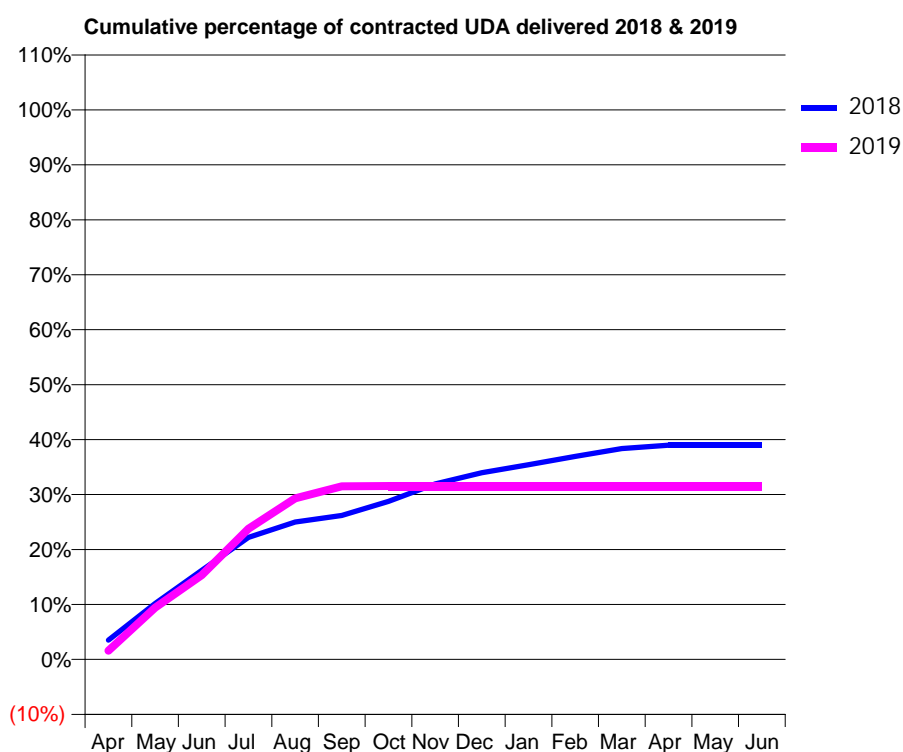
18/19 Contracted general activity (UDA)	8,206
Carry forward general activity (UDA)	0
18/19 Contracted orthodontic activity (UOA)	0
Carry forward orthodontic activity (UOA)	0
Baseline contract value	£202,282.87

ACCESS*

Patients seen in 24 months	Total	Change since previous quarter
Quarter ending March 2018	5,460	
Quarter ending June 2018	4,883	↓
Quarter ending September 2018	4,142	↓
Quarter ending December 2018	2,274	↓
Quarter ending March 2019	1,248	↓
Variance since March 2018	(77.1%)	↓



ACTIVITY



Month	Adjusted Scheduled Activity (UDA)	
	2018	2019
April	802	131
May	2,338	774
June	3,719	1,260
July	5,102	1,950
August	5,742	2,407
September	6,015	2,585
October	6,601	2,590
November	7,331	2,590
December	7,802	2,590
January	8,126	2,590
February	8,480	2,590
March	8,809	2,590
April	8,947	2,590
May	8,947	2,590
June	8,947	2,590

QUALITY

	Quantity	Base Number	Contract	AT	Region	England
% of FP17s for the same patient ID Re-attending within 3 months - Children	10	221	4.5%	9.6%	11.3%	11.8%
% of FP17s for the same patient ID Re-attending within 3 months - Adults	83	851	9.8%	15.2%	15.4%	15.7%
% of FP17s for the same patient ID Re-attending between 3 & 9 months - Children	47	221	21.3%	60.2%	61.3%	58.9%
% of FP17s for the same patient ID Re-attending between 3 & 9 months - Adults	234	851	27.5%	51.3%	52.1%	50.8%
% of FP17s for Band 1 Urgent Courses	125	1,019	12.3%	9.5%	9.5%	9.1%
% of FP17s Relating to Free Repair or Replacements	1	1,019	0.1%	0.5%	0.6%	0.8%
% of FP17s Relating to Continuations	8	1,019	0.8%	0.8%	0.8%	0.9%
% of Patients satisfied with the dentistry they have received	0	0	N/A	92.4%	92.4%	92.5%
% of Patients satisfied with the time they had to wait for an appointment	0	0	N/A	88.4%	86.3%	87.0%

* This is based on patients treated on this contract for their most recent course of treatment. Figures in italics indicate the base number of FP17s or Patient Questionnaire responses are less than 100. N/A is shown where the base number of responses is less than 10 during the period. % is calculated as Quantity/Base number*100

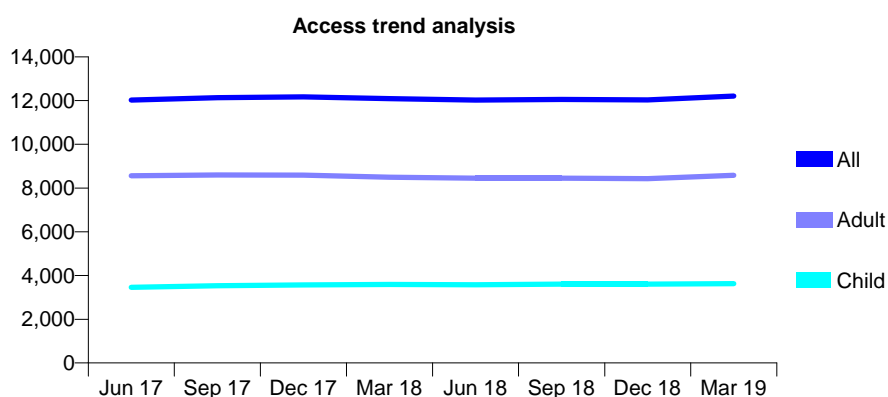
Q68 - Vital Signs At a Glance Contract Report for 105759/0002 - Year end March 2019

Name or company name	Mr S Dattani & Mr J Patel
Contract type name	GDS Contract
Purpose of contract	General
Contract start date	01/07/2007
Contract end date	

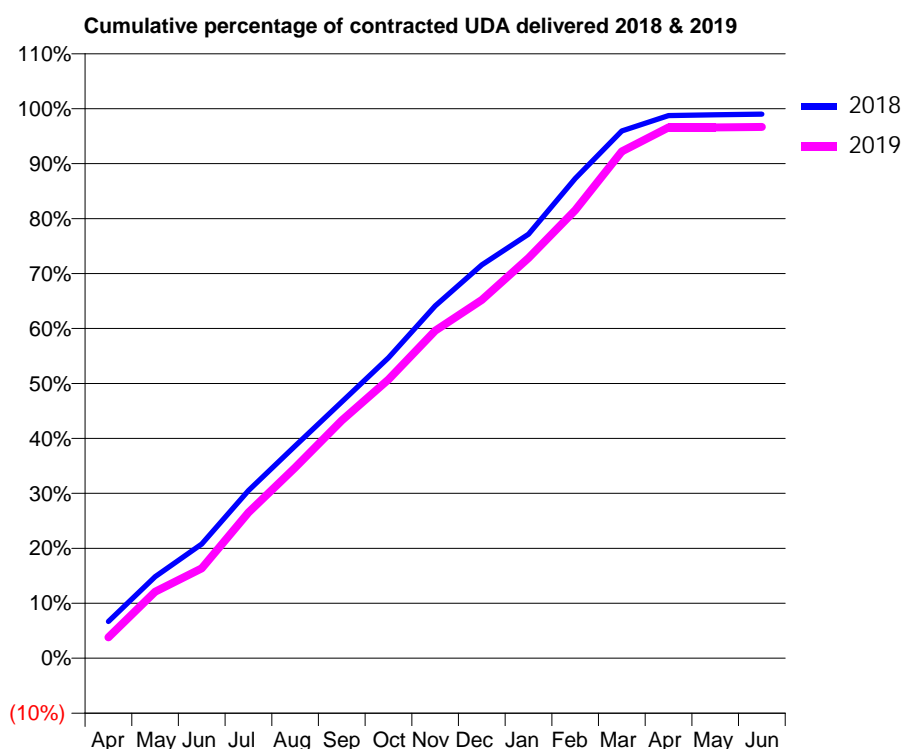
18/19 Contracted general activity (UDA)	23,987
Carry forward general activity (UDA)	237
18/19 Contracted orthodontic activity (UOA)	0
Carry forward orthodontic activity (UOA)	0
Baseline contract value	£692,358.14

ACCESS*

Patients seen in 24 months	Total	Change since previous quarter
Quarter ending March 2018	12,085	
Quarter ending June 2018	12,026	→
Quarter ending September 2018	12,052	→
Quarter ending December 2018	12,034	→
Quarter ending March 2019	12,203	→
Variance since March 2018	1.0%	→



ACTIVITY



Month	Adjusted Scheduled Activity (UDA)	
	2018	2019
April	1,602	912
May	3,562	2,899
June	4,985	3,922
July	7,322	6,357
August	9,271	8,318
September	11,182	10,377
October	13,118	12,163
November	15,380	14,295
December	17,171	15,640
January	18,506	17,468
February	20,943	19,557
March	23,014	22,118
April	23,685	23,164
May	23,715	23,169
June	23,749	23,187

QUALITY

	Quantity	Base Number	Contract	AT	Region	England
% of FP17s for the same patient ID Re-attending within 3 months - Children	180	4,891	3.7%	9.6%	11.3%	11.8%
% of FP17s for the same patient ID Re-attending within 3 months - Adults	745	9,629	7.7%	15.2%	15.4%	15.7%
% of FP17s for the same patient ID Re-attending between 3 & 9 months - Children	2,920	4,891	59.7%	60.2%	61.3%	58.9%
% of FP17s for the same patient ID Re-attending between 3 & 9 months - Adults	4,691	9,629	48.7%	51.3%	52.1%	50.8%
% of FP17s for Band 1 Urgent Courses	682	14,054	4.9%	9.5%	9.5%	9.1%
% of FP17s Relating to Free Repair or Replacements	47	14,054	0.3%	0.5%	0.6%	0.8%
% of FP17s Relating to Continuations	38	14,054	0.3%	0.8%	0.8%	0.9%
% of Patients satisfied with the dentistry they have received	6	7	N/A	92.4%	92.4%	92.5%
% of Patients satisfied with the time they had to wait for an appointment	5	7	N/A	88.4%	86.3%	87.0%

* This is based on patients treated on this contract for their most recent course of treatment.

Figures in italics indicate the base number of FP17s or Patient Questionnaire responses are less than 100. N/A is shown where the base number of responses is less than 10 during the period. % is calculated as Quantity/Base number*100

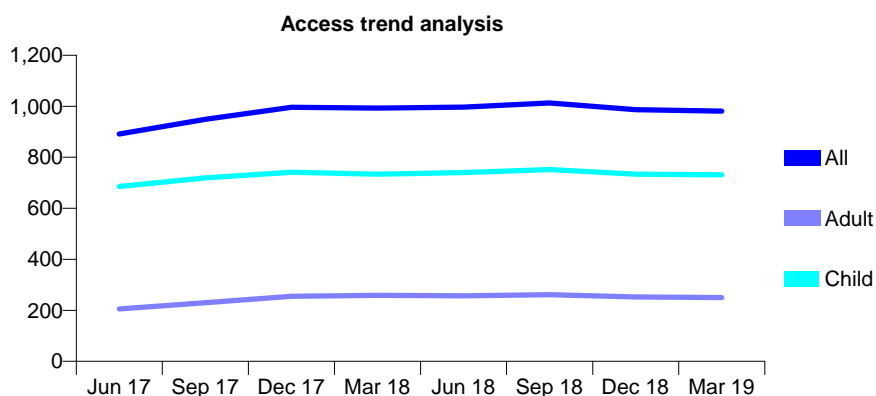
Q68 - Vital Signs At a Glance Contract Report for 107948/0001 - Year end March 2019

Name or company name	Mr N Kennedy and Mr S Rosier
Contract type name	GDS Contract
Purpose of contract	General
Contract start date	01/10/2015
Contract end date	

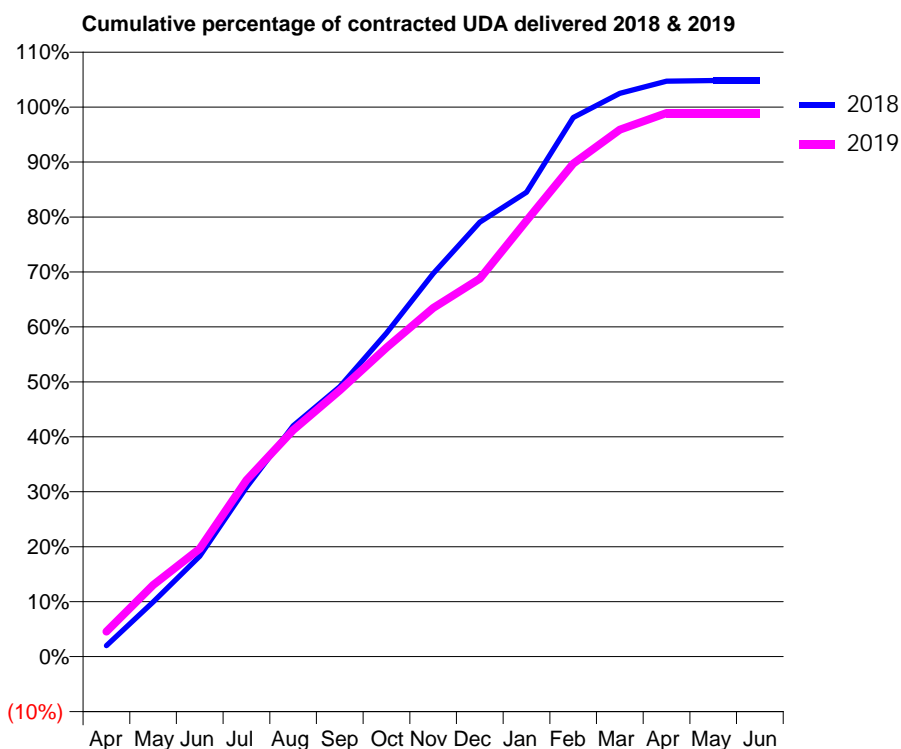
18/19 Contracted general activity (UDA)	2,850
Carry forward general activity (UDA)	0
18/19 Contracted orthodontic activity (UOA)	0
Carry forward orthodontic activity (UOA)	0
Baseline contract value	£68,990.58

ACCESS*

Patients seen in 24 months	Total	Change since previous quarter
Quarter ending March 2018	993	
Quarter ending June 2018	997	→
Quarter ending September 2018	1,013	→
Quarter ending December 2018	987	↓
Quarter ending March 2019	981	→
Variance since March 2018	(1.2%)	↓



ACTIVITY



Month	Adjusted Scheduled Activity (UDA)	
	2018	2019
April	57	129
May	284	372
June	521	560
July	878	915
August	1,198	1,175
September	1,400	1,381
October	1,678	1,602
November	1,987	1,808
December	2,253	1,960
January	2,408	2,261
February	2,796	2,557
March	2,921	2,733
April	2,984	2,818
May	2,988	2,819
June	2,988	2,819

QUALITY

	Quantity	Base Number	Contract	AT	Region	England
% of FP17s for the same patient ID Re-attending within 3 months - Children	101	1,141	8.9%	9.6%	11.3%	11.8%
% of FP17s for the same patient ID Re-attending within 3 months - Adults	27	292	9.2%	15.2%	15.4%	15.7%
% of FP17s for the same patient ID Re-attending between 3 & 9 months - Children	734	1,141	64.3%	60.2%	61.3%	58.9%
% of FP17s for the same patient ID Re-attending between 3 & 9 months - Adults	186	292	63.7%	51.3%	52.1%	50.8%
% of FP17s for Band 1 Urgent Courses	88	1,422	6.2%	9.5%	9.5%	9.1%
% of FP17s Relating to Free Repair or Replacements	2	1,422	0.1%	0.5%	0.6%	0.8%
% of FP17s Relating to Continuations	1	1,422	0.1%	0.8%	0.8%	0.9%
% of Patients satisfied with the dentistry they have received	0	0	N/A	92.4%	92.4%	92.5%
% of Patients satisfied with the time they had to wait for an appointment	0	0	N/A	88.4%	86.3%	87.0%

* This is based on patients treated on this contract for their most recent course of treatment. Figures in italics indicate the base number of FP17s or Patient Questionnaire responses are less than 100. N/A is shown where the base number of responses is less than 10 during the period. % is calculated as Quantity/Base number*100

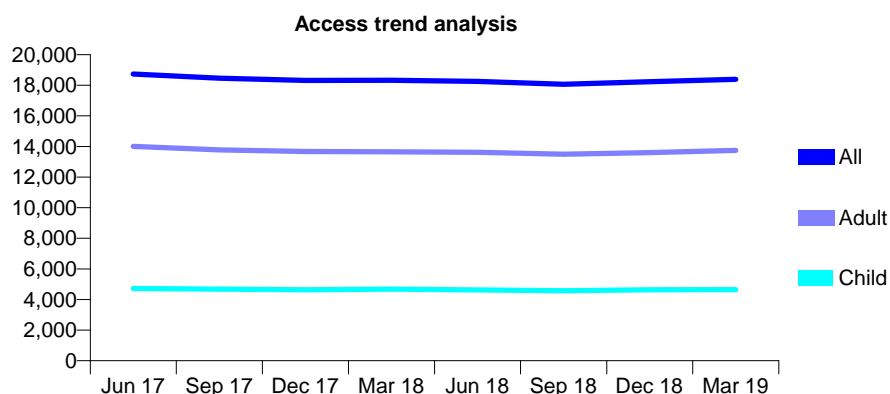
Q68 - Vital Signs At a Glance Contract Report for 108103/0001 - Year end March 2019

Name or company name	Mr Barry Westwood and Mr William Westwood
Contract type name	GDS Contract
Purpose of contract	General
Contract start date	27/07/2011
Contract end date	

18/19 Contracted general activity (UDA)	48,198
Carry forward general activity (UDA)	1,115
18/19 Contracted orthodontic activity (UOA)	0
Carry forward orthodontic activity (UOA)	0
Baseline contract value	£1,200,659.96

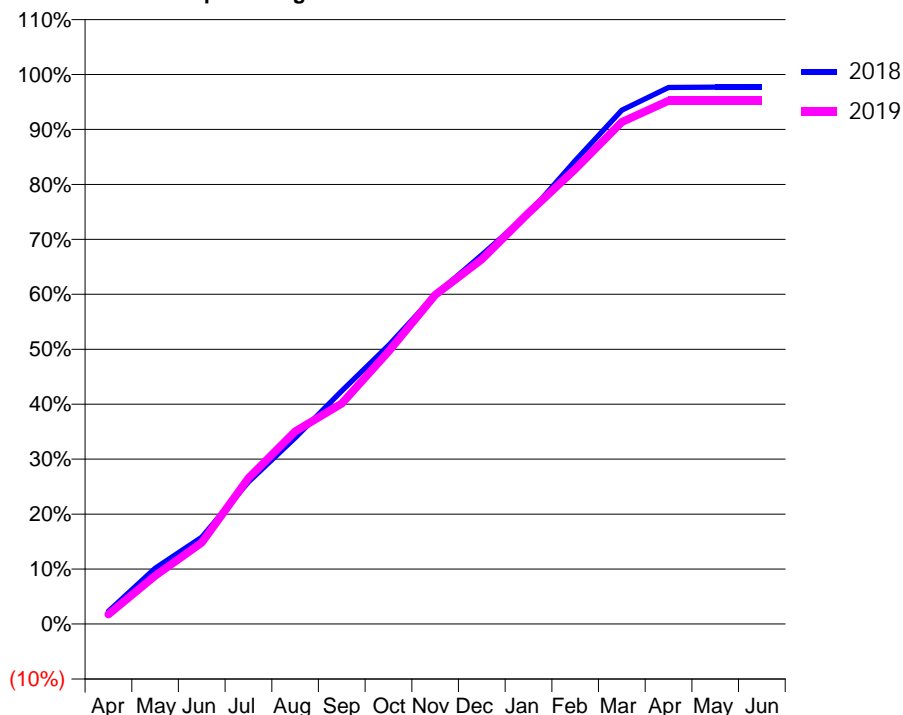
ACCESS*

Patients seen in 24 months	Total	Change since previous quarter
Quarter ending March 2018	18,322	
Quarter ending June 2018	18,254	→
Quarter ending September 2018	18,072	→
Quarter ending December 2018	18,235	→
Quarter ending March 2019	18,393	→
Variance since March 2018	0.4%	→



ACTIVITY

Cumulative percentage of contracted UDA delivered 2018 & 2019



Adjusted Scheduled Activity (UDA)

Month	2018	2019
April	1,121	846
May	4,891	4,234
June	7,622	7,144
July	12,462	12,801
August	16,328	16,892
September	20,447	19,338
October	24,427	23,902
November	28,857	28,860
December	32,386	31,980
January	35,988	36,055
February	40,637	39,906
March	45,057	44,027
April	47,064	45,888
May	47,083	45,888
June	47,083	45,886

QUALITY

	Quantity	Base Number	Contract	AT	Region	England
% of FP17s for the same patient ID Re-attending within 3 months - Children	304	7,098	4.3%	9.6%	11.3%	11.8%
% of FP17s for the same patient ID Re-attending within 3 months - Adults	2,156	18,362	11.7%	15.2%	15.4%	15.7%
% of FP17s for the same patient ID Re-attending between 3 & 9 months - Children	4,929	7,098	69.4%	60.2%	61.3%	58.9%
% of FP17s for the same patient ID Re-attending between 3 & 9 months - Adults	9,059	18,362	49.3%	51.3%	52.1%	50.8%
% of FP17s for Band 1 Urgent Courses	1,710	25,570	6.7%	9.5%	9.5%	9.1%
% of FP17s Relating to Free Repair or Replacements	88	25,570	0.3%	0.5%	0.6%	0.8%
% of FP17s Relating to Continuations	125	25,570	0.5%	0.8%	0.8%	0.9%
% of Patients satisfied with the dentistry they have received	7	7	N/A	92.4%	92.4%	92.5%
% of Patients satisfied with the time they had to wait for an appointment	7	7	N/A	88.4%	86.3%	87.0%

* This is based on patients treated on this contract for their most recent course of treatment.

Figures in italics indicate the base number of FP17s or Patient Questionnaire responses are less than 100. N/A is shown where the base number of responses is less than 10 during the period. % is calculated as Quantity/Base number*100

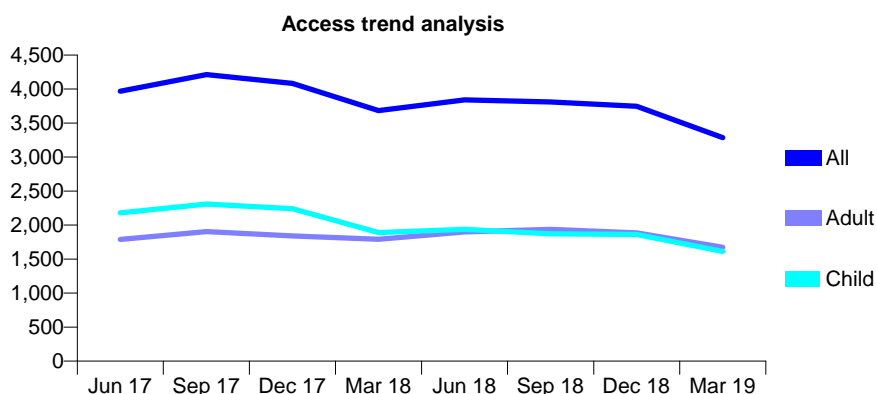
Q68 - Vital Signs At a Glance Contract Report for 108812/0001 - Year end March 2019

Name or company name	St Faiths Clinic Limited
Contract type name	PDS Contract
Purpose of contract	General
Contract start date	01/08/2015
Contract end date	31/03/2021

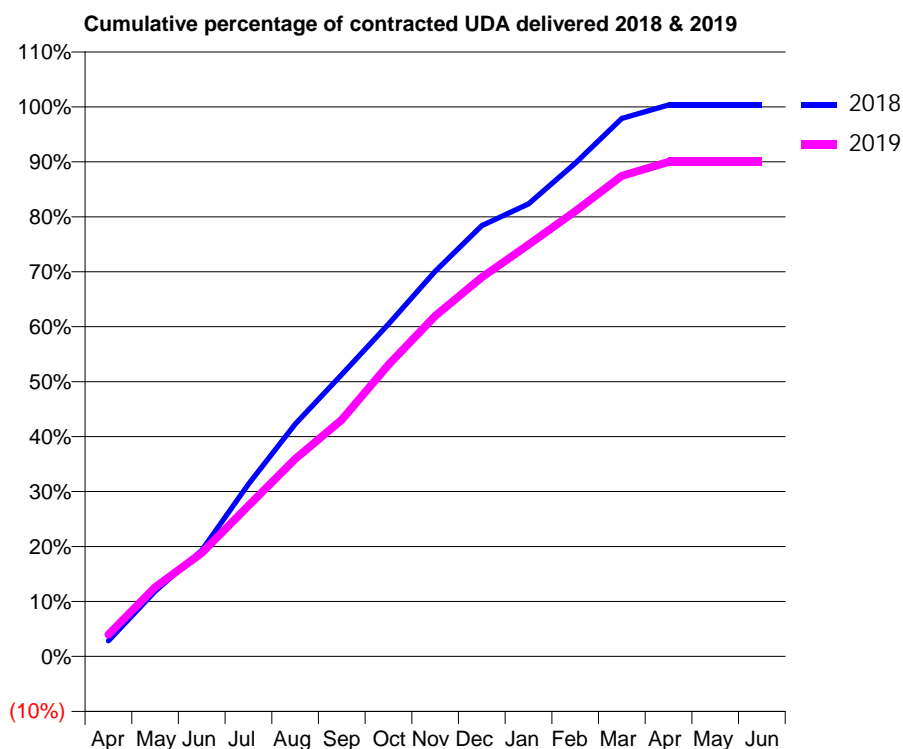
18/19 Contracted general activity (UDA)	12,626
Carry forward general activity (UDA)	0
18/19 Contracted orthodontic activity (UOA)	0
Carry forward orthodontic activity (UOA)	0
Baseline contract value	£662,061.01

ACCESS*

Patients seen in 24 months	Total	Change since previous quarter
Quarter ending March 2018	3,683	
Quarter ending June 2018	3,840	↑
Quarter ending September 2018	3,811	→
Quarter ending December 2018	3,746	↓
Quarter ending March 2019	3,286	↓
Variance since March 2018	(10.8%)	↓



ACTIVITY



Month	Adjusted Scheduled Activity (UDA)	
	2018	2019
April	360	505
May	1,499	1,593
June	2,438	2,379
July	3,957	3,464
August	5,336	4,538
September	6,475	5,437
October	7,636	6,702
November	8,850	7,824
December	9,894	8,711
January	10,398	9,461
February	11,333	10,227
March	12,359	11,042
April	12,667	11,359
May	12,667	11,359
June	12,667	11,359

QUALITY

	Quantity	Base Number	Contract	AT	Region	England
% of FP17s for the same patient ID Re-attending within 3 months - Children	20	2,213	0.9%	9.6%	11.3%	11.8%
% of FP17s for the same patient ID Re-attending within 3 months - Adults	16	1,633	1.0%	15.2%	15.4%	15.7%
% of FP17s for the same patient ID Re-attending between 3 & 9 months - Children	6	2,213	0.3%	60.2%	61.3%	58.9%
% of FP17s for the same patient ID Re-attending between 3 & 9 months - Adults	6	1,633	0.4%	51.3%	52.1%	50.8%
% of FP17s for Band 1 Urgent Courses	3	3,849	0.1%	9.5%	9.5%	9.1%
% of FP17s Relating to Free Repair or Replacements	6	3,849	0.2%	0.5%	0.6%	0.8%
% of FP17s Relating to Continuations	19	3,849	0.5%	0.8%	0.8%	0.9%
% of Patients satisfied with the dentistry they have received	1	1	N/A	92.4%	92.4%	92.5%
% of Patients satisfied with the time they had to wait for an appointment	0	1	N/A	88.4%	86.3%	87.0%

* This is based on patients treated on this contract for their most recent course of treatment. Figures in italics indicate the base number of FP17s or Patient Questionnaire responses are less than 100. N/A is shown where the base number of responses is less than 10 during the period. % is calculated as Quantity/Base number*100

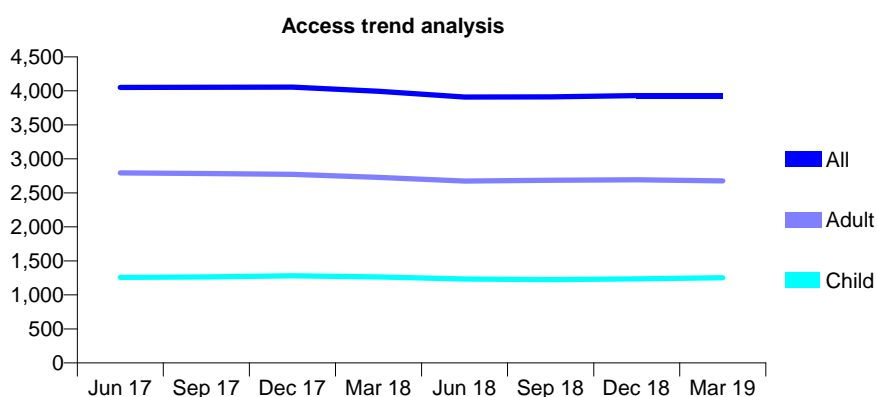
Q68 - Vital Signs At a Glance Contract Report for 111104/0001 - Year end March 2019

Name or company name	Mr M Mousavi & Ms F Mirsiaghi
Contract type name	GDS Contract
Purpose of contract	General
Contract start date	01/12/2014
Contract end date	

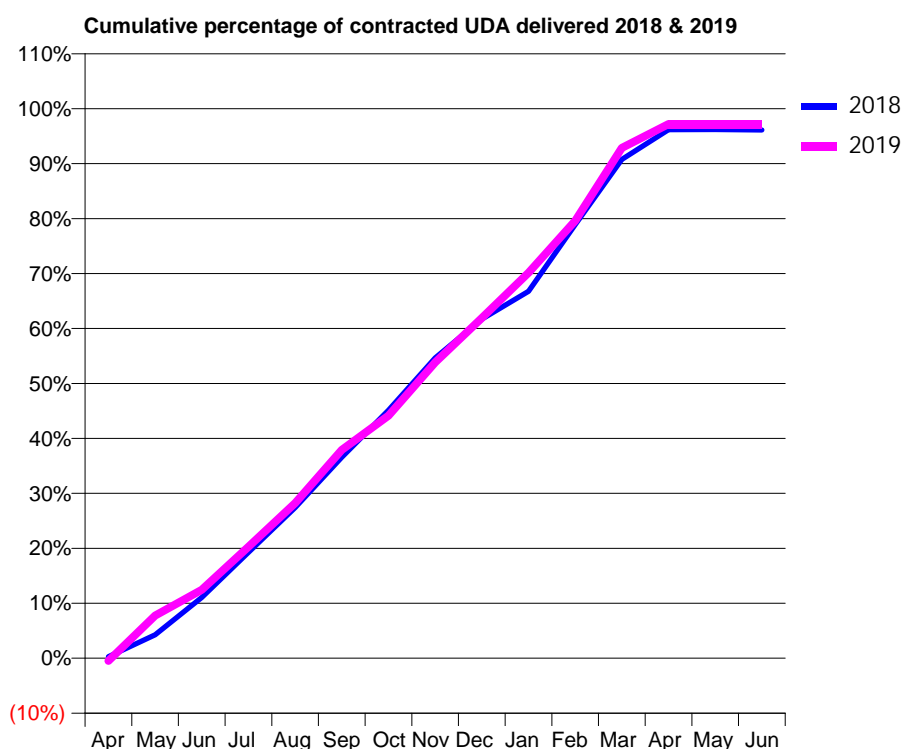
18/19 Contracted general activity (UDA)	12,310
Carry forward general activity (UDA)	480
18/19 Contracted orthodontic activity (UOA)	0
Carry forward orthodontic activity (UOA)	0
Baseline contract value	£360,541.99

ACCESS*

Patients seen in 24 months	Total	Change since previous quarter
Quarter ending March 2018	3,993	
Quarter ending June 2018	3,908	↓
Quarter ending September 2018	3,910	→
Quarter ending December 2018	3,930	→
Quarter ending March 2019	3,931	→
Variance since March 2018	(1.6%)	↓



ACTIVITY



Month	2018	2019
April	33	-62
May	525	955
June	1,361	1,533
July	2,372	2,499
August	3,376	3,476
September	4,501	4,665
October	5,554	5,432
November	6,728	6,628
December	7,596	7,620
January	8,218	8,634
February	9,712	9,800
March	11,169	11,430
April	11,840	11,966
May	11,842	11,966
June	11,830	11,965

QUALITY

	Quantity	Base Number	Contract	AT	Region	England
% of FP17s for the same patient ID Re-attending within 3 months - Children	82	1,627	5.0%	9.6%	11.3%	11.8%
% of FP17s for the same patient ID Re-attending within 3 months - Adults	336	2,885	11.6%	15.2%	15.4%	15.7%
% of FP17s for the same patient ID Re-attending between 3 & 9 months - Children	890	1,627	54.7%	60.2%	61.3%	58.9%
% of FP17s for the same patient ID Re-attending between 3 & 9 months - Adults	1,135	2,885	39.3%	51.3%	52.1%	50.8%
% of FP17s for Band 1 Urgent Courses	467	4,462	10.5%	9.5%	9.5%	9.1%
% of FP17s Relating to Free Repair or Replacements	80	4,462	1.8%	0.5%	0.6%	0.8%
% of FP17s Relating to Continuations	41	4,462	0.9%	0.8%	0.8%	0.9%
% of Patients satisfied with the dentistry they have received	1	1	N/A	92.4%	92.4%	92.5%
% of Patients satisfied with the time they had to wait for an appointment	1	1	N/A	88.4%	86.3%	87.0%

* This is based on patients treated on this contract for their most recent course of treatment.

Figures in italics indicate the base number of FP17s or Patient Questionnaire responses are less than 100. N/A is shown where the base number of responses is less than 10 during the period. % is calculated as Quantity/Base number*100

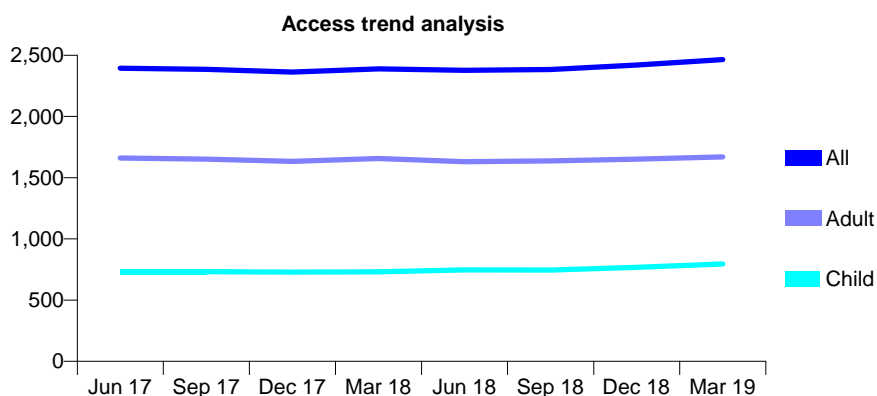
Q68 - Vital Signs At a Glance Contract Report for 111740/0001 - Year end March 2019

Name or company name	Mr Mayuran Senthilnathan & Mr Amit Dodia
Contract type name	GDS Contract
Purpose of contract	General
Contract start date	06/06/2010
Contract end date	

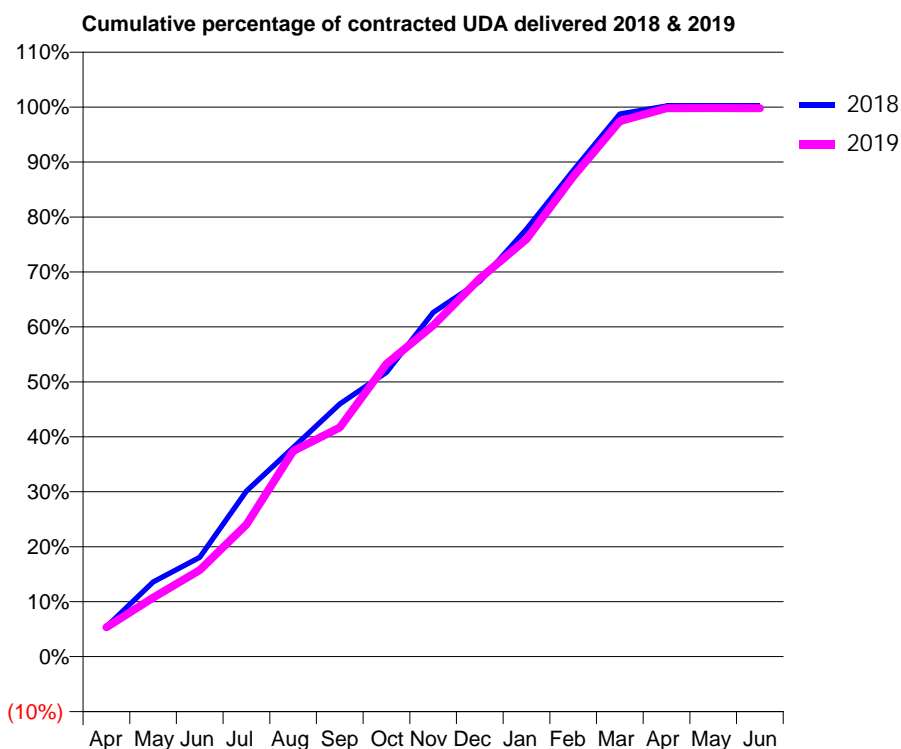
18/19 Contracted general activity (UDA)	7,827
Carry forward general activity (UDA)	0
18/19 Contracted orthodontic activity (UOA)	0
Carry forward orthodontic activity (UOA)	0
Baseline contract value	£178,899.27

ACCESS*

Patients seen in 24 months	Total	Change since previous quarter
Quarter ending March 2018	2,388	
Quarter ending June 2018	2,377	→
Quarter ending September 2018	2,384	→
Quarter ending December 2018	2,420	→
Quarter ending March 2019	2,465	→
Variance since March 2018	3.2%	↑



ACTIVITY



Month	Adjusted Scheduled Activity (UDA)	
	2018	2019
April	424	418
May	1,064	841
June	1,413	1,231
July	2,358	1,882
August	2,978	2,928
September	3,598	3,263
October	4,049	4,170
November	4,901	4,717
December	5,344	5,386
January	6,090	5,946
February	6,925	6,836
March	7,728	7,624
April	7,841	7,809
May	7,841	7,812
June	7,841	7,811

QUALITY

	Quantity	Base Number	Contract	AT	Region	England
% of FP17s for the same patient ID Re-attending within 3 months - Children	151	1,337	11.3%	9.6%	11.3%	11.8%
% of FP17s for the same patient ID Re-attending within 3 months - Adults	385	2,408	16.0%	15.2%	15.4%	15.7%
% of FP17s for the same patient ID Re-attending between 3 & 9 months - Children	816	1,337	61.0%	60.2%	61.3%	58.9%
% of FP17s for the same patient ID Re-attending between 3 & 9 months - Adults	1,407	2,408	58.4%	51.3%	52.1%	50.8%
% of FP17s for Band 1 Urgent Courses	306	3,786	8.1%	9.5%	9.5%	9.1%
% of FP17s Relating to Free Repair or Replacements	39	3,786	1.0%	0.5%	0.6%	0.8%
% of FP17s Relating to Continuations	6	3,786	0.2%	0.8%	0.8%	0.9%
% of Patients satisfied with the dentistry they have received	1	1	N/A	92.4%	92.4%	92.5%
% of Patients satisfied with the time they had to wait for an appointment	1	1	N/A	88.4%	86.3%	87.0%

* This is based on patients treated on this contract for their most recent course of treatment. Figures in italics indicate the base number of FP17s or Patient Questionnaire responses are less than 100. N/A is shown where the base number of responses is less than 10 during the period. % is calculated as Quantity/Base number*100

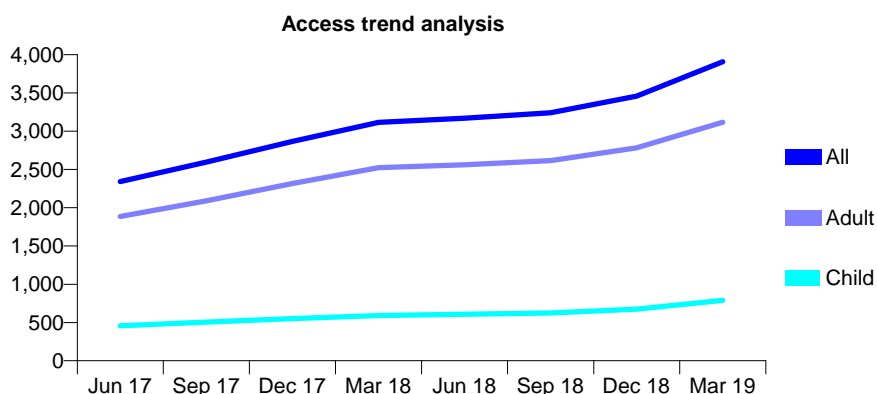
Q68 - Vital Signs At a Glance Contract Report for 113611/0001 - Year end March 2019

Name or company name	North Chailey Dental Care
Contract type name	GDS Contract
Purpose of contract	General
Contract start date	13/11/2015
Contract end date	

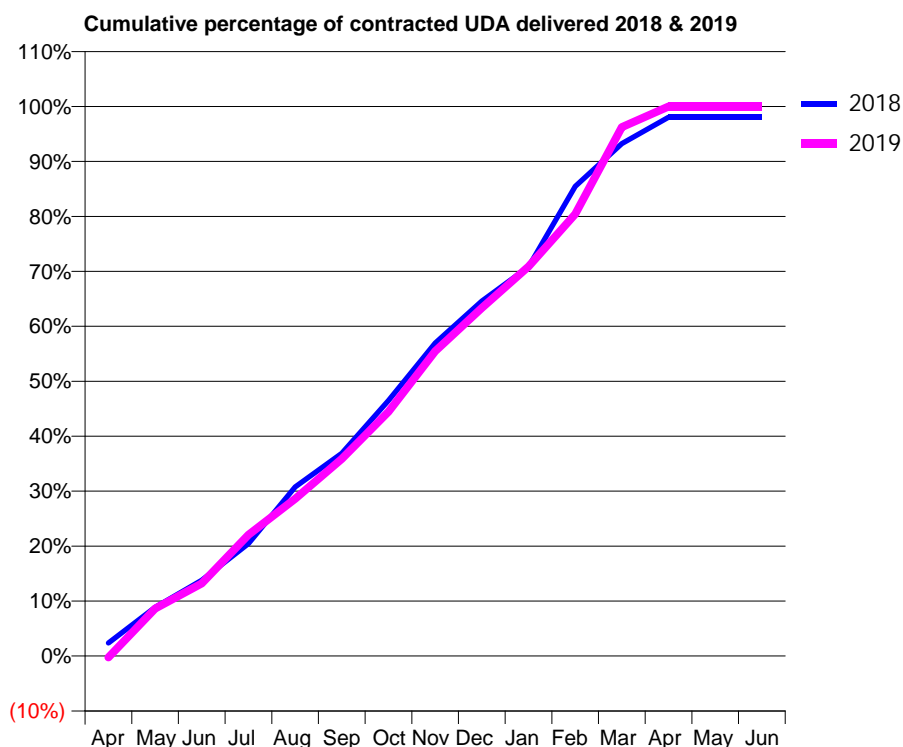
18/19 Contracted general activity (UDA)	12,000
Carry forward general activity (UDA)	233
18/19 Contracted orthodontic activity (UOA)	0
Carry forward orthodontic activity (UOA)	0
Baseline contract value	£313,247.17

ACCESS*

Patients seen in 24 months	Total	Change since previous quarter
Quarter ending March 2018	3,115	
Quarter ending June 2018	3,169	→
Quarter ending September 2018	3,241	↑
Quarter ending December 2018	3,458	↑
Quarter ending March 2019	3,908	↑
Variance since March 2018	25.5%	↑



ACTIVITY



Month	Adjusted Scheduled Activity (UDA)	
	2018	2019
April	286	-32
May	1,062	1,036
June	1,649	1,586
July	2,448	2,650
August	3,682	3,434
September	4,411	4,303
October	5,560	5,333
November	6,809	6,654
December	7,724	7,598
January	8,466	8,506
February	10,219	9,649
March	11,150	11,547
April	11,723	11,998
May	11,725	11,998
June	11,725	11,998

QUALITY

	Quantity	Base Number	Contract	AT	Region	England
% of FP17s for the same patient ID Re-attending within 3 months - Children	46	970	4.7%	9.6%	11.3%	11.8%
% of FP17s for the same patient ID Re-attending within 3 months - Adults	410	3,745	10.9%	15.2%	15.4%	15.7%
% of FP17s for the same patient ID Re-attending between 3 & 9 months - Children	451	970	46.5%	60.2%	61.3%	58.9%
% of FP17s for the same patient ID Re-attending between 3 & 9 months - Adults	1,736	3,745	46.4%	51.3%	52.1%	50.8%
% of FP17s for Band 1 Urgent Courses	474	4,691	10.1%	9.5%	9.5%	9.1%
% of FP17s Relating to Free Repair or Replacements	2	4,691	0.0%	0.5%	0.6%	0.8%
% of FP17s Relating to Continuations	26	4,691	0.6%	0.8%	0.8%	0.9%
% of Patients satisfied with the dentistry they have received	2	2	N/A	92.4%	92.4%	92.5%
% of Patients satisfied with the time they had to wait for an appointment	2	2	N/A	88.4%	86.3%	87.0%

* This is based on patients treated on this contract for their most recent course of treatment. Figures in italics indicate the base number of FP17s or Patient Questionnaire responses are less than 100. N/A is shown where the base number of responses is less than 10 during the period. % is calculated as Quantity/Base number*100

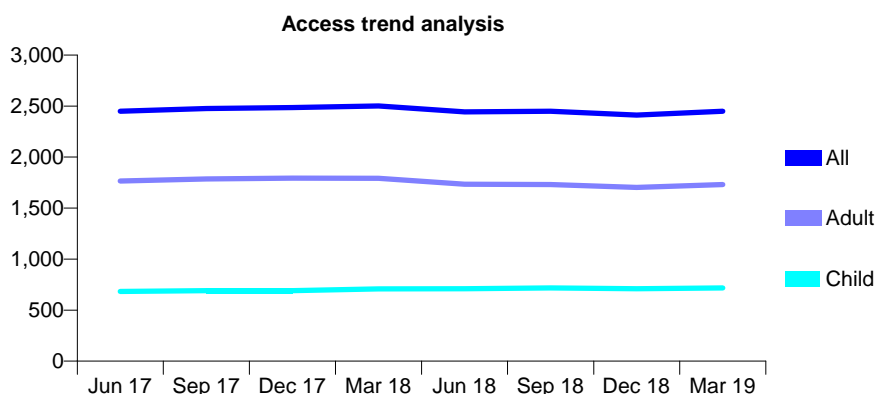
Q68 - Vital Signs At a Glance Contract Report for 114073/0001 - Year end March 2019

Name or company name	Mr Mohammed Farmanand Miss Sarah Alia
Contract type name	GDS Contract
Purpose of contract	General
Contract start date	01/07/2014
Contract end date	

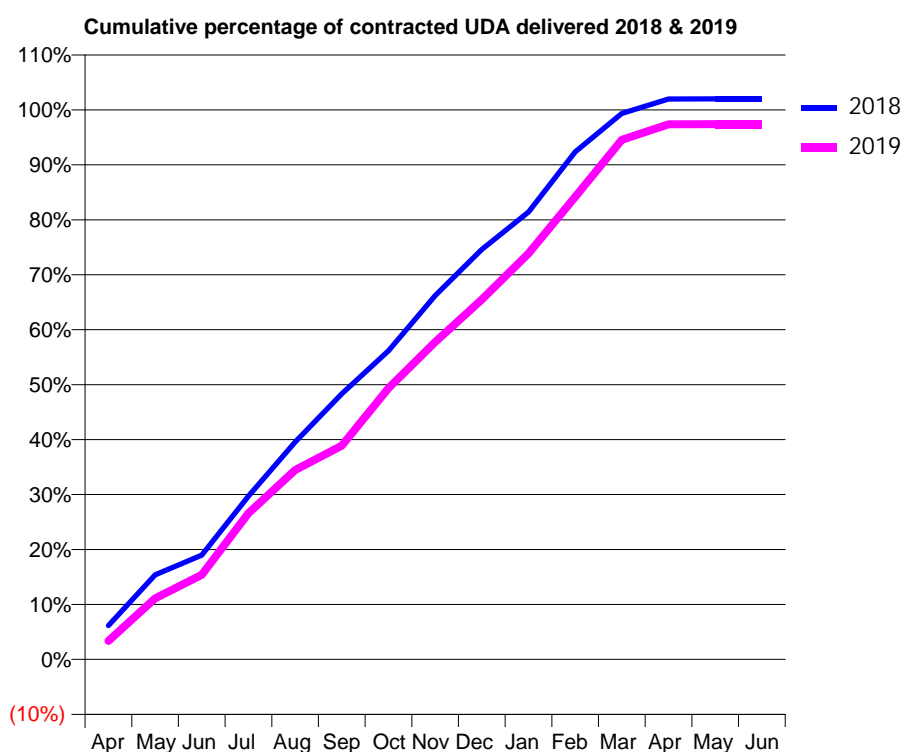
18/19 Contracted general activity (UDA)	7,501
Carry forward general activity (UDA)	150
18/19 Contracted orthodontic activity (UOA)	0
Carry forward orthodontic activity (UOA)	0
Baseline contract value	£175,439.70

ACCESS*

Patients seen in 24 months	Total	Change since previous quarter
Quarter ending March 2018	2,501	
Quarter ending June 2018	2,444	↓
Quarter ending September 2018	2,449	→
Quarter ending December 2018	2,412	↓
Quarter ending March 2019	2,449	→
Variance since March 2018	(2.1%)	↓



ACTIVITY



Month	Adjusted Scheduled Activity (UDA)	
	2018	2019
April	463	252
May	1,155	833
June	1,425	1,156
July	2,229	1,995
August	2,969	2,586
September	3,624	2,917
October	4,213	3,702
November	4,966	4,333
December	5,595	4,913
January	6,106	5,541
February	6,929	6,313
March	7,453	7,092
April	7,649	7,303
May	7,652	7,305
June	7,652	7,305

QUALITY

	Quantity	Base Number	Contract	AT	Region	England
% of FP17s for the same patient ID Re-attending within 3 months - Children	30	814	3.7%	9.6%	11.3%	11.8%
% of FP17s for the same patient ID Re-attending within 3 months - Adults	222	1,969	11.3%	15.2%	15.4%	15.7%
% of FP17s for the same patient ID Re-attending between 3 & 9 months - Children	348	814	42.8%	60.2%	61.3%	58.9%
% of FP17s for the same patient ID Re-attending between 3 & 9 months - Adults	944	1,969	47.9%	51.3%	52.1%	50.8%
% of FP17s for Band 1 Urgent Courses	236	2,785	8.5%	9.5%	9.5%	9.1%
% of FP17s Relating to Free Repair or Replacements	7	2,785	0.3%	0.5%	0.6%	0.8%
% of FP17s Relating to Continuations	26	2,785	0.9%	0.8%	0.8%	0.9%
% of Patients satisfied with the dentistry they have received	2	2	N/A	92.4%	92.4%	92.5%
% of Patients satisfied with the time they had to wait for an appointment	2	2	N/A	88.4%	86.3%	87.0%

* This is based on patients treated on this contract for their most recent course of treatment. Figures in italics indicate the base number of FP17s or Patient Questionnaire responses are less than 100. N/A is shown where the base number of responses is less than 10 during the period. % is calculated as Quantity/Base number*100

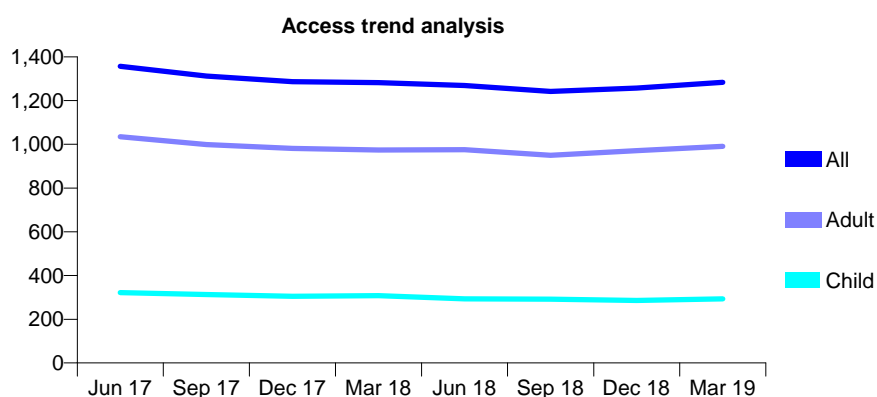
Q68 - Vital Signs At a Glance Contract Report for 115673/0001 - Year end March 2019

Name or company name	Rye Dental Surgery Partnership
Contract type name	GDS Contract
Purpose of contract	General
Contract start date	13/09/2014
Contract end date	

18/19 Contracted general activity (UDA)	5,000
Carry forward general activity (UDA)	0
18/19 Contracted orthodontic activity (UOA)	0
Carry forward orthodontic activity (UOA)	0
Baseline contract value	£121,818.33

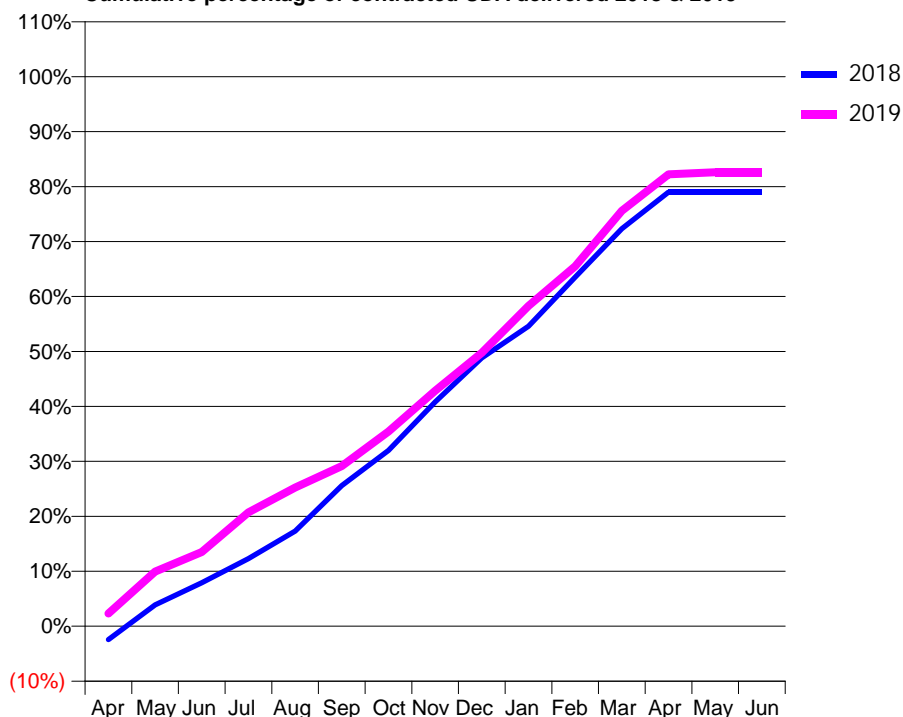
ACCESS*

Patients seen in 24 months	Total	Change since previous quarter
Quarter ending March 2018	1,282	
Quarter ending June 2018	1,269	↓
Quarter ending September 2018	1,242	↓
Quarter ending December 2018	1,257	→
Quarter ending March 2019	1,284	↑
Variance since March 2018	0.2%	→



ACTIVITY

Cumulative percentage of contracted UDA delivered 2018 & 2019



Adjusted Scheduled Activity (UDA)

Month	2018	2019
April	-122	116
May	195	498
June	396	675
July	616	1,037
August	865	1,261
September	1,280	1,457
October	1,600	1,771
November	2,041	2,143
December	2,442	2,488
January	2,730	2,915
February	3,177	3,276
March	3,617	3,779
April	3,951	4,111
May	3,951	4,129
June	3,951	4,129

QUALITY

	Quantity	Base Number	Contract	AT	Region	England
% of FP17s for the same patient ID Re-attending within 3 months - Children	14	339	4.1%	9.6%	11.3%	11.8%
% of FP17s for the same patient ID Re-attending within 3 months - Adults	144	1,170	12.3%	15.2%	15.4%	15.7%
% of FP17s for the same patient ID Re-attending between 3 & 9 months - Children	160	339	47.2%	60.2%	61.3%	58.9%
% of FP17s for the same patient ID Re-attending between 3 & 9 months - Adults	562	1,170	48.0%	51.3%	52.1%	50.8%
% of FP17s for Band 1 Urgent Courses	72	1,507	4.8%	9.5%	9.5%	9.1%
% of FP17s Relating to Free Repair or Replacements	0	1,507	0.0%	0.5%	0.6%	0.8%
% of FP17s Relating to Continuations	45	1,507	3.0%	0.8%	0.8%	0.9%
% of Patients satisfied with the dentistry they have received	2	2	N/A	92.4%	92.4%	92.5%
% of Patients satisfied with the time they had to wait for an appointment	2	2	N/A	88.4%	86.3%	87.0%

* This is based on patients treated on this contract for their most recent course of treatment.

Figures in italics indicate the base number of FP17s or Patient Questionnaire responses are less than 100. N/A is shown where the base number of responses is less than 10 during the period. % is calculated as Quantity/Base number*100

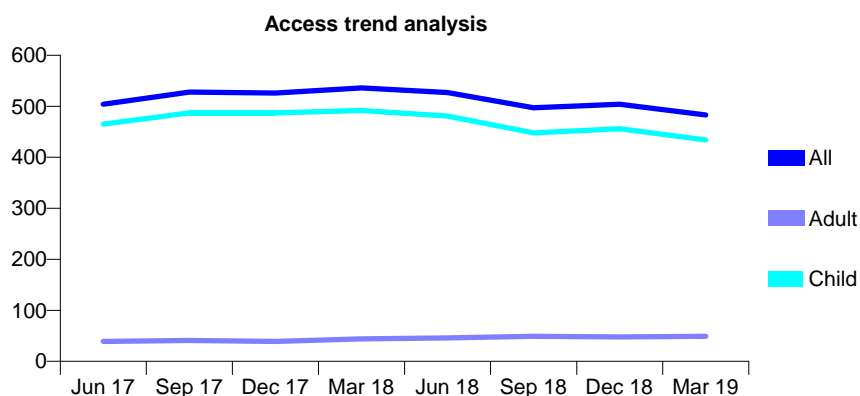
Q68 - Vital Signs At a Glance Contract Report for 115851/0001 - Year end March 2019

Name or company name	The Clinic Dental Facial Ltd
Contract type name	GDS Contract
Purpose of contract	General
Contract start date	01/01/2007
Contract end date	

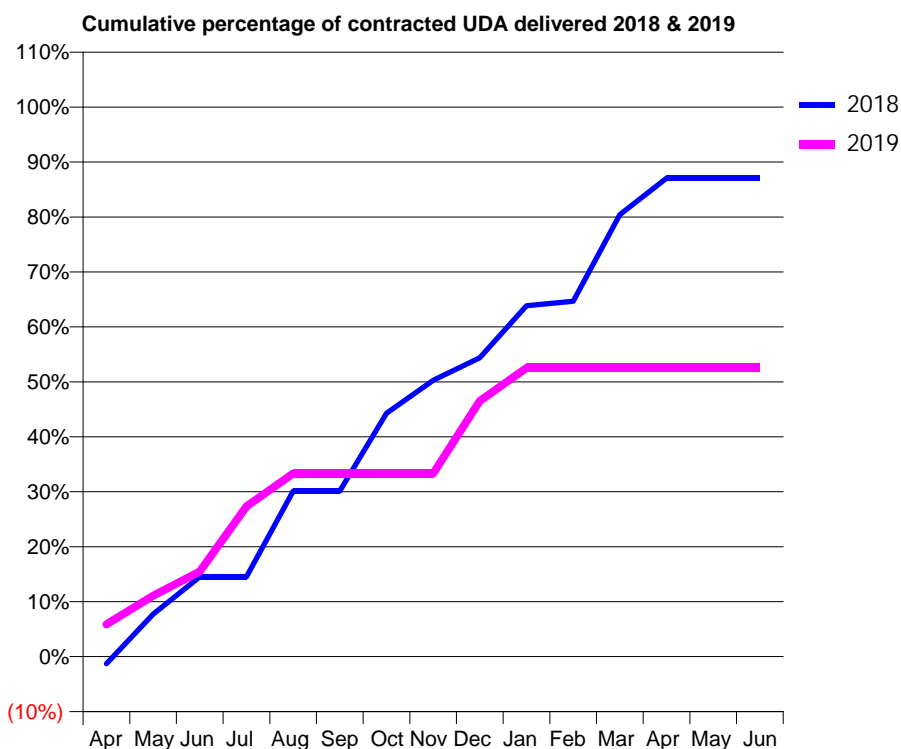
18/19 Contracted general activity (UDA)	750
Carry forward general activity (UDA)	0
18/19 Contracted orthodontic activity (UOA)	0
Carry forward orthodontic activity (UOA)	0
Baseline contract value	£25,058.09

ACCESS*

Patients seen in 24 months	Total	Change since previous quarter
Quarter ending March 2018	536	
Quarter ending June 2018	527	↓
Quarter ending September 2018	497	↓
Quarter ending December 2018	504	→
Quarter ending March 2019	483	↓
Variance since March 2018	(9.9%)	↓



ACTIVITY



Month	Adjusted Scheduled Activity (UDA)	
	2018	2019
April	-10	44
May	58	83
June	109	116
July	109	205
August	226	250
September	226	250
October	332	250
November	377	250
December	408	349
January	479	394
February	485	394
March	603	394
April	653	394
May	653	394
June	653	394

QUALITY

	Quantity	Base Number	Contract	AT	Region	England
% of FP17s for the same patient ID Re-attending within 3 months - Children	18	445	4.0%	9.6%	11.3%	11.8%
% of FP17s for the same patient ID Re-attending within 3 months - Adults	0	0	N/A	15.2%	15.4%	15.7%
% of FP17s for the same patient ID Re-attending between 3 & 9 months - Children	178	445	40.0%	60.2%	61.3%	58.9%
% of FP17s for the same patient ID Re-attending between 3 & 9 months - Adults	0	0	N/A	51.3%	52.1%	50.8%
% of FP17s for Band 1 Urgent Courses	0	401	0.0%	9.5%	9.5%	9.1%
% of FP17s Relating to Free Repair or Replacements	0	401	0.0%	0.5%	0.6%	0.8%
% of FP17s Relating to Continuations	3	401	0.7%	0.8%	0.8%	0.9%
% of Patients satisfied with the dentistry they have received	0	0	N/A	92.4%	92.4%	92.5%
% of Patients satisfied with the time they had to wait for an appointment	0	0	N/A	88.4%	86.3%	87.0%

* This is based on patients treated on this contract for their most recent course of treatment. Figures in italics indicate the base number of FP17s or Patient Questionnaire responses are less than 100. N/A is shown where the base number of responses is less than 10 during the period. % is calculated as Quantity/Base number*100

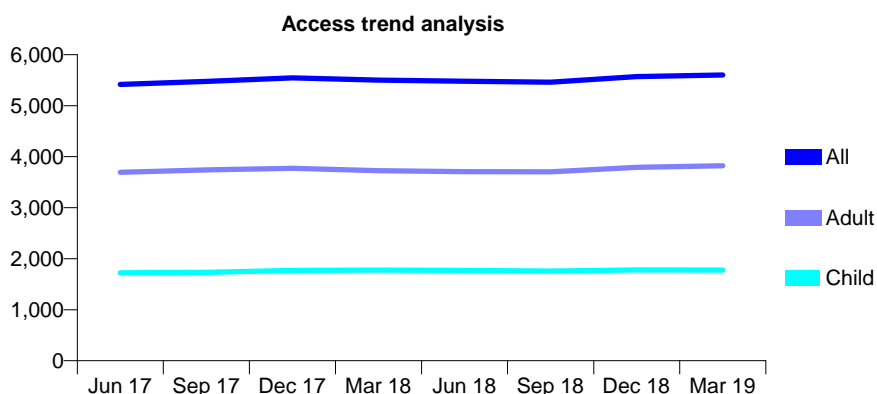
Q68 - Vital Signs At a Glance Contract Report for 116513/0001 - Year end March 2019

Name or company name	Fairfield Dental Surgery Limited
Contract type name	GDS Contract
Purpose of contract	General
Contract start date	01/05/2007
Contract end date	

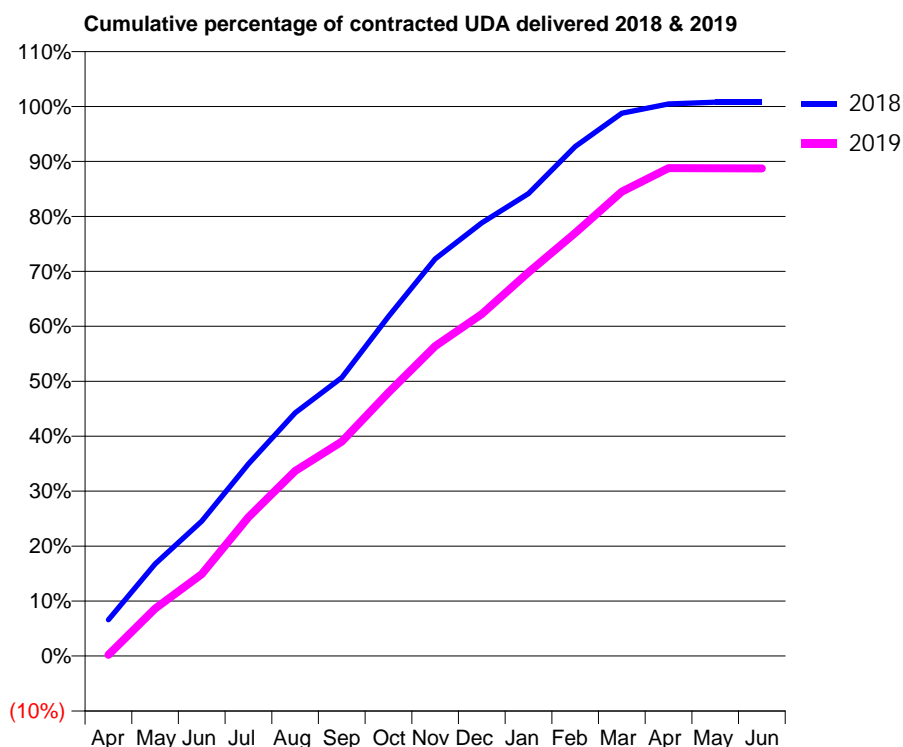
18/19 Contracted general activity (UDA)	12,859
Carry forward general activity (UDA)	0
18/19 Contracted orthodontic activity (UOA)	0
Carry forward orthodontic activity (UOA)	0
Baseline contract value	£294,995.66

ACCESS*

Patients seen in 24 months	Total	Change since previous quarter
Quarter ending March 2018	5,501	
Quarter ending June 2018	5,478	→
Quarter ending September 2018	5,461	→
Quarter ending December 2018	5,569	→
Quarter ending March 2019	5,601	→
Variance since March 2018	1.8%	→



ACTIVITY



Month	Adjusted Scheduled Activity (UDA)	
	2018	2019
April	848	29
May	2,155	1,109
June	3,156	1,913
July	4,494	3,251
August	5,690	4,333
September	6,513	5,015
October	7,944	6,166
November	9,290	7,254
December	10,136	8,001
January	10,820	8,980
February	11,920	9,901
March	12,701	10,863
April	12,916	11,415
May	12,956	11,412
June	12,956	11,410

QUALITY

	Quantity	Base Number	Contract	AT	Region	England
% of FP17s for the same patient ID Re-attending within 3 months - Children	150	2,809	5.3%	9.6%	11.3%	11.8%
% of FP17s for the same patient ID Re-attending within 3 months - Adults	378	4,671	8.1%	15.2%	15.4%	15.7%
% of FP17s for the same patient ID Re-attending between 3 & 9 months - Children	1,948	2,809	69.3%	60.2%	61.3%	58.9%
% of FP17s for the same patient ID Re-attending between 3 & 9 months - Adults	2,656	4,671	56.9%	51.3%	52.1%	50.8%
% of FP17s for Band 1 Urgent Courses	450	7,554	6.0%	9.5%	9.5%	9.1%
% of FP17s Relating to Free Repair or Replacements	1	7,554	0.0%	0.5%	0.6%	0.8%
% of FP17s Relating to Continuations	76	7,554	1.0%	0.8%	0.8%	0.9%
% of Patients satisfied with the dentistry they have received	2	2	N/A	92.4%	92.4%	92.5%
% of Patients satisfied with the time they had to wait for an appointment	2	2	N/A	88.4%	86.3%	87.0%

* This is based on patients treated on this contract for their most recent course of treatment. Figures in italics indicate the base number of FP17s or Patient Questionnaire responses are less than 100. N/A is shown where the base number of responses is less than 10 during the period. % is calculated as Quantity/Base number*100

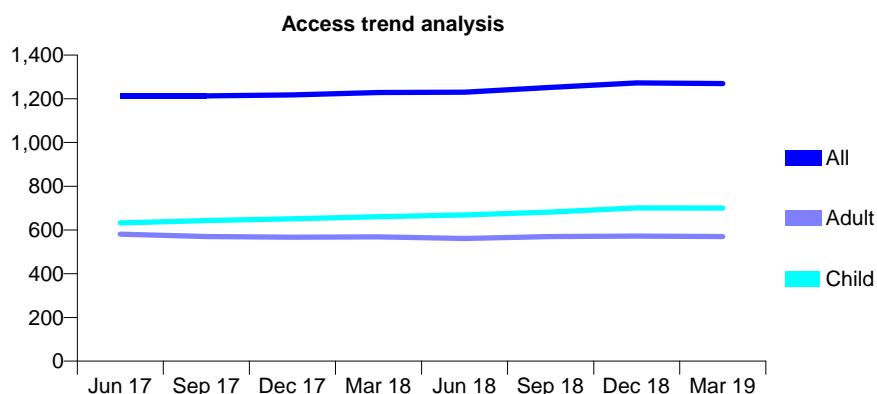
Q68 - Vital Signs At a Glance Contract Report for 116513/0003 - Year end March 2019

Name or company name	Fairfield Dental Surgery Limited
Contract type name	GDS Contract
Purpose of contract	General
Contract start date	01/08/2011
Contract end date	

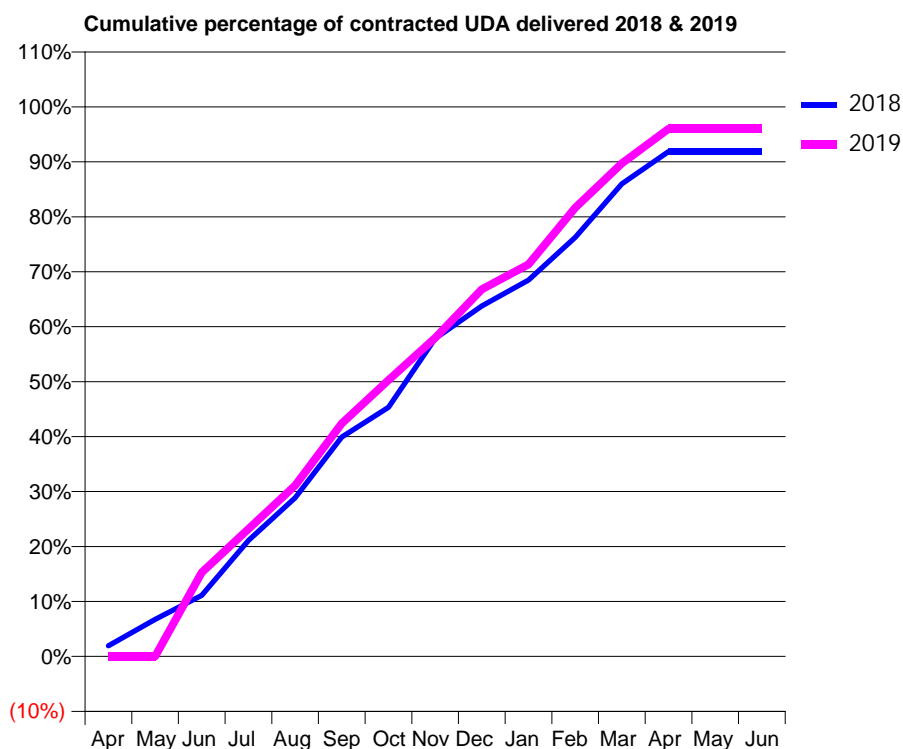
18/19 Contracted general activity (UDA)	3,500
Carry forward general activity (UDA)	0
18/19 Contracted orthodontic activity (UOA)	0
Carry forward orthodontic activity (UOA)	0
Baseline contract value	£79,943.29

ACCESS*

Patients seen in 24 months	Total	Change since previous quarter
Quarter ending March 2018	1,229	
Quarter ending June 2018	1,230	→
Quarter ending September 2018	1,252	→
Quarter ending December 2018	1,273	→
Quarter ending March 2019	1,270	→
Variance since March 2018	3.3%	↑



ACTIVITY



Month	2018	2019
April	67	0
May	236	0
June	388	534
July	739	812
August	1,011	1,089
September	1,397	1,483
October	1,587	1,760
November	2,024	2,029
December	2,232	2,338
January	2,396	2,496
February	2,669	2,857
March	3,010	3,140
April	3,215	3,359
May	3,215	3,359
June	3,215	3,359

QUALITY

	Quantity	Base Number	Contract	AT	Region	England
% of FP17s for the same patient ID Re-attending within 3 months - Children	96	1,166	8.2%	9.6%	11.3%	11.8%
% of FP17s for the same patient ID Re-attending within 3 months - Adults	80	784	10.2%	15.2%	15.4%	15.7%
% of FP17s for the same patient ID Re-attending between 3 & 9 months - Children	777	1,166	66.6%	60.2%	61.3%	58.9%
% of FP17s for the same patient ID Re-attending between 3 & 9 months - Adults	510	784	65.1%	51.3%	52.1%	50.8%
% of FP17s for Band 1 Urgent Courses	56	1,985	2.8%	9.5%	9.5%	9.1%
% of FP17s Relating to Free Repair or Replacements	7	1,985	0.4%	0.5%	0.6%	0.8%
% of FP17s Relating to Continuations	3	1,985	0.2%	0.8%	0.8%	0.9%
% of Patients satisfied with the dentistry they have received	0	0	N/A	92.4%	92.4%	92.5%
% of Patients satisfied with the time they had to wait for an appointment	0	0	N/A	88.4%	86.3%	87.0%

* This is based on patients treated on this contract for their most recent course of treatment.

Figures in italics indicate the base number of FP17s or Patient Questionnaire responses are less than 100. N/A is shown where the base number of responses is less than 10 during the period. % is calculated as Quantity/Base number*100

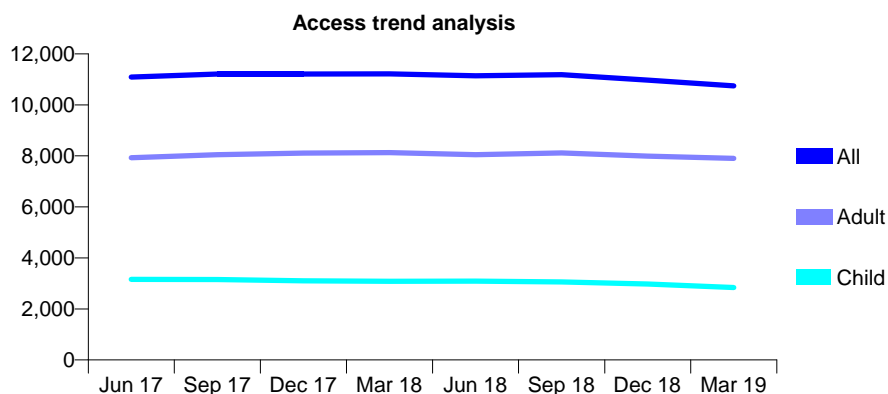
Q68 - Vital Signs At a Glance Contract Report for 117013/0001 - Year end March 2019

Name or company name	Family Dental Centre Limited
Contract type name	GDS Contract
Purpose of contract	General
Contract start date	01/04/2010
Contract end date	

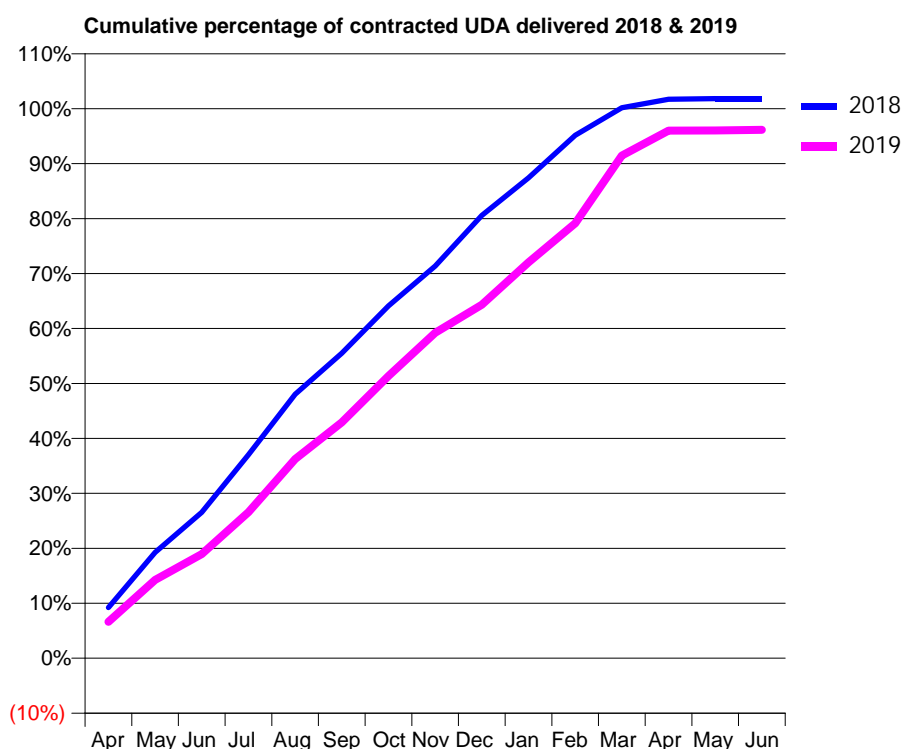
18/19 Contracted general activity (UDA)	41,003
Carry forward general activity (UDA)	0
18/19 Contracted orthodontic activity (UOA)	0
Carry forward orthodontic activity (UOA)	0
Baseline contract value	£1,544,772.64

ACCESS*

Patients seen in 24 months	Total	Change since previous quarter
Quarter ending March 2018	11,211	
Quarter ending June 2018	11,140	→
Quarter ending September 2018	11,180	→
Quarter ending December 2018	10,972	↓
Quarter ending March 2019	10,743	↓
Variance since March 2018	(4.2%)	↓



ACTIVITY



Month	Adjusted Scheduled Activity (UDA)	
	2018	2019
April	3,785	2,716
May	7,905	5,841
June	10,894	7,767
July	15,180	10,896
August	19,693	14,863
September	22,755	17,594
October	26,296	21,058
November	29,254	24,281
December	33,044	26,368
January	35,834	29,535
February	39,018	32,450
March	41,069	37,494
April	41,703	39,368
May	41,748	39,376
June	41,745	39,429

QUALITY

	Quantity	Base Number	Contract	AT	Region	England
% of FP17s for the same patient ID Re-attending within 3 months - Children	267	4,407	6.1%	9.6%	11.3%	11.8%
% of FP17s for the same patient ID Re-attending within 3 months - Adults	1,405	11,271	12.5%	15.2%	15.4%	15.7%
% of FP17s for the same patient ID Re-attending between 3 & 9 months - Children	2,609	4,407	59.2%	60.2%	61.3%	58.9%
% of FP17s for the same patient ID Re-attending between 3 & 9 months - Adults	5,782	11,271	51.3%	51.3%	52.1%	50.8%
% of FP17s for Band 1 Urgent Courses	1,217	15,186	8.0%	9.5%	9.5%	9.1%
% of FP17s Relating to Free Repair or Replacements	56	15,186	0.4%	0.5%	0.6%	0.8%
% of FP17s Relating to Continuations	50	15,186	0.3%	0.8%	0.8%	0.9%
% of Patients satisfied with the dentistry they have received	3	3	N/A	92.4%	92.4%	92.5%
% of Patients satisfied with the time they had to wait for an appointment	3	3	N/A	88.4%	86.3%	87.0%

* This is based on patients treated on this contract for their most recent course of treatment.

Figures in italics indicate the base number of FP17s or Patient Questionnaire responses are less than 100. N/A is shown where the base number of responses is less than 10 during the period. % is calculated as Quantity/Base number*100

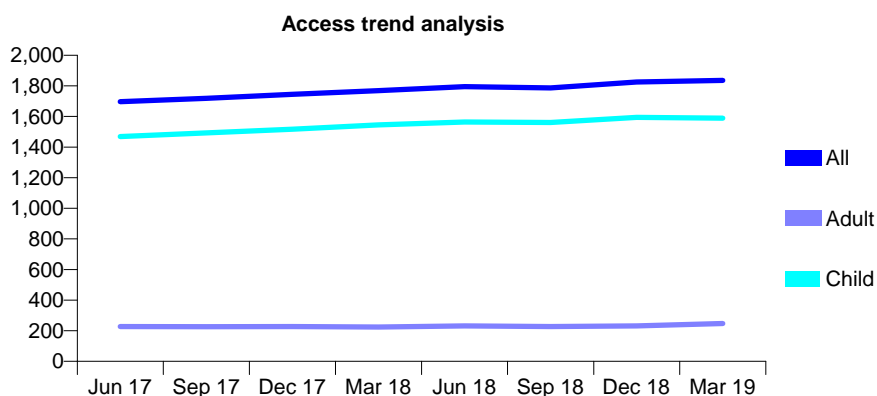
Q68 - Vital Signs At a Glance Contract Report for 117188/0001 - Year end March 2019

Name or company name	Mr Andrew Kenneth Pritchard and Mrs Cath
Contract type name	GDS Contract
Purpose of contract	General
Contract start date	21/06/2014
Contract end date	

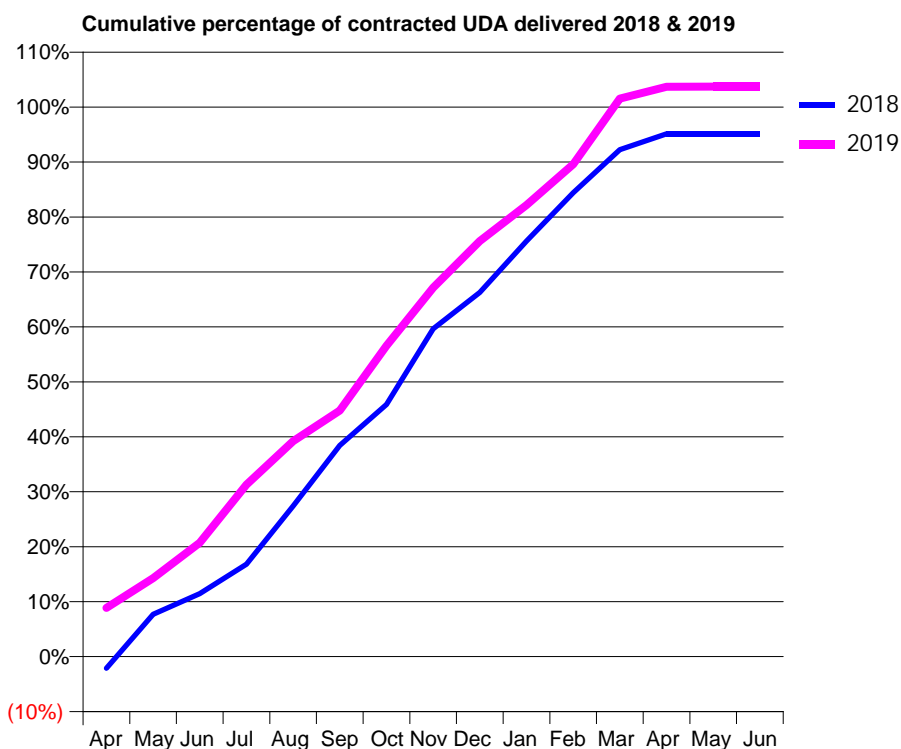
18/19 Contracted general activity (UDA)	3,424
Carry forward general activity (UDA)	0
18/19 Contracted orthodontic activity (UOA)	0
Carry forward orthodontic activity (UOA)	0
Baseline contract value	£78,244.61

ACCESS*

Patients seen in 24 months	Total	Change since previous quarter
Quarter ending March 2018	1,769	
Quarter ending June 2018	1,795	→
Quarter ending September 2018	1,787	→
Quarter ending December 2018	1,825	↑
Quarter ending March 2019	1,836	→
Variance since March 2018	3.8%	↑



ACTIVITY



Month	Adjusted Scheduled Activity (UDA)	
	2018	2019
April	-77	303
May	277	489
June	413	709
July	606	1,071
August	988	1,343
September	1,384	1,533
October	1,652	1,937
November	2,148	2,299
December	2,385	2,589
January	2,722	2,813
February	3,039	3,067
March	3,321	3,477
April	3,424	3,550
May	3,424	3,551
June	3,424	3,552

QUALITY

	Quantity	Base Number	Contract	AT	Region	England
% of FP17s for the same patient ID Re-attending within 3 months - Children	341	2,710	12.6%	9.6%	11.3%	11.8%
% of FP17s for the same patient ID Re-attending within 3 months - Adults	6	123	4.9%	15.2%	15.4%	15.7%
% of FP17s for the same patient ID Re-attending between 3 & 9 months - Children	1,741	2,710	64.2%	60.2%	61.3%	58.9%
% of FP17s for the same patient ID Re-attending between 3 & 9 months - Adults	80	123	65.0%	51.3%	52.1%	50.8%
% of FP17s for Band 1 Urgent Courses	105	2,805	3.7%	9.5%	9.5%	9.1%
% of FP17s Relating to Free Repair or Replacements	0	2,805	0.0%	0.5%	0.6%	0.8%
% of FP17s Relating to Continuations	0	2,805	0.0%	0.8%	0.8%	0.9%
% of Patients satisfied with the dentistry they have received	0	0	N/A	92.4%	92.4%	92.5%
% of Patients satisfied with the time they had to wait for an appointment	0	0	N/A	88.4%	86.3%	87.0%

* This is based on patients treated on this contract for their most recent course of treatment. Figures in italics indicate the base number of FP17s or Patient Questionnaire responses are less than 100. N/A is shown where the base number of responses is less than 10 during the period. % is calculated as Quantity/Base number*100

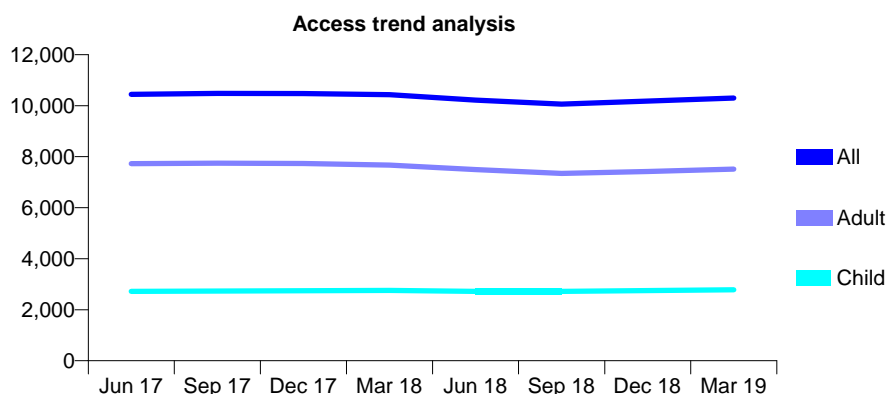
Q68 - Vital Signs At a Glance Contract Report for 117900/0002 - Year end March 2019

Name or company name	Northdene Services Limited
Contract type name	GDS Contract
Purpose of contract	General
Contract start date	01/04/2007
Contract end date	

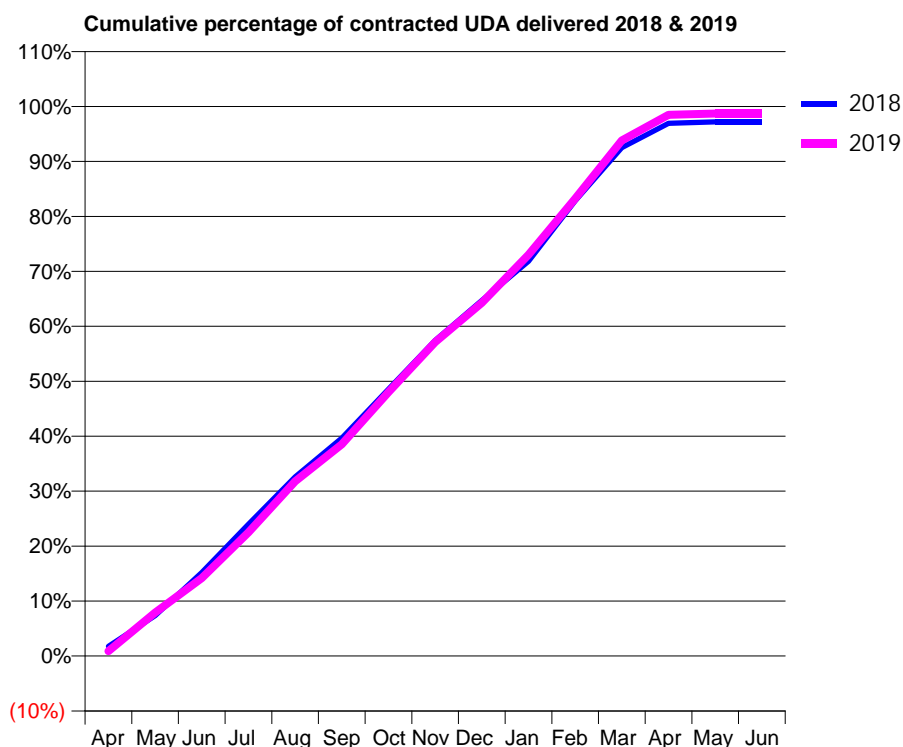
18/19 Contracted general activity (UDA)	28,218
Carry forward general activity (UDA)	793
18/19 Contracted orthodontic activity (UOA)	0
Carry forward orthodontic activity (UOA)	0
Baseline contract value	£770,984.85

ACCESS*

Patients seen in 24 months	Total	Change since previous quarter
Quarter ending March 2018	10,430	
Quarter ending June 2018	10,220	↓
Quarter ending September 2018	10,063	↓
Quarter ending December 2018	10,178	→
Quarter ending March 2019	10,298	→
Variance since March 2018	(1.3%)	↓



ACTIVITY



Month	Adjusted Scheduled Activity (UDA)	
	2018	2019
April	497	252
May	2,080	2,231
June	4,283	4,003
July	6,770	6,351
August	9,200	8,965
September	11,193	10,873
October	13,708	13,547
November	16,209	16,124
December	18,260	18,128
January	20,273	20,605
February	23,375	23,491
March	26,098	26,475
April	27,350	27,785
May	27,427	27,850
June	27,425	27,852

QUALITY

	Quantity	Base Number	Contract	AT	Region	England
% of FP17s for the same patient ID Re-attending within 3 months - Children	255	3,893	6.6%	9.6%	11.3%	11.8%
% of FP17s for the same patient ID Re-attending within 3 months - Adults	1,266	9,309	13.6%	15.2%	15.4%	15.7%
% of FP17s for the same patient ID Re-attending between 3 & 9 months - Children	2,170	3,893	55.7%	60.2%	61.3%	58.9%
% of FP17s for the same patient ID Re-attending between 3 & 9 months - Adults	4,460	9,309	47.9%	51.3%	52.1%	50.8%
% of FP17s for Band 1 Urgent Courses	1,085	13,274	8.2%	9.5%	9.5%	9.1%
% of FP17s Relating to Free Repair or Replacements	74	13,274	0.6%	0.5%	0.6%	0.8%
% of FP17s Relating to Continuations	147	13,274	1.1%	0.8%	0.8%	0.9%
% of Patients satisfied with the dentistry they have received	5	6	N/A	92.4%	92.4%	92.5%
% of Patients satisfied with the time they had to wait for an appointment	6	6	N/A	88.4%	86.3%	87.0%

* This is based on patients treated on this contract for their most recent course of treatment. Figures in italics indicate the base number of FP17s or Patient Questionnaire responses are less than 100. N/A is shown where the base number of responses is less than 10 during the period. % is calculated as Quantity/Base number*100

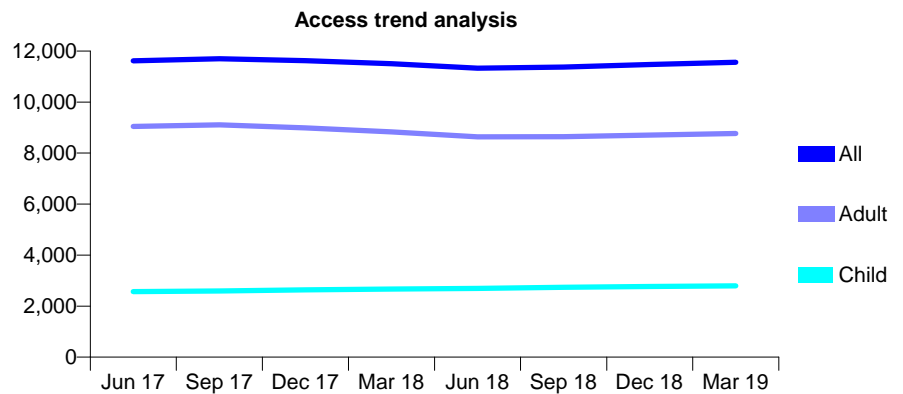
Q68 - Vital Signs At a Glance Contract Report for 117986/0001 - Year end March 2019

Name or company name	Mr S H Sachedina and Mr M O'Hara
Contract type name	GDS Contract
Purpose of contract	General
Contract start date	01/05/2015
Contract end date	

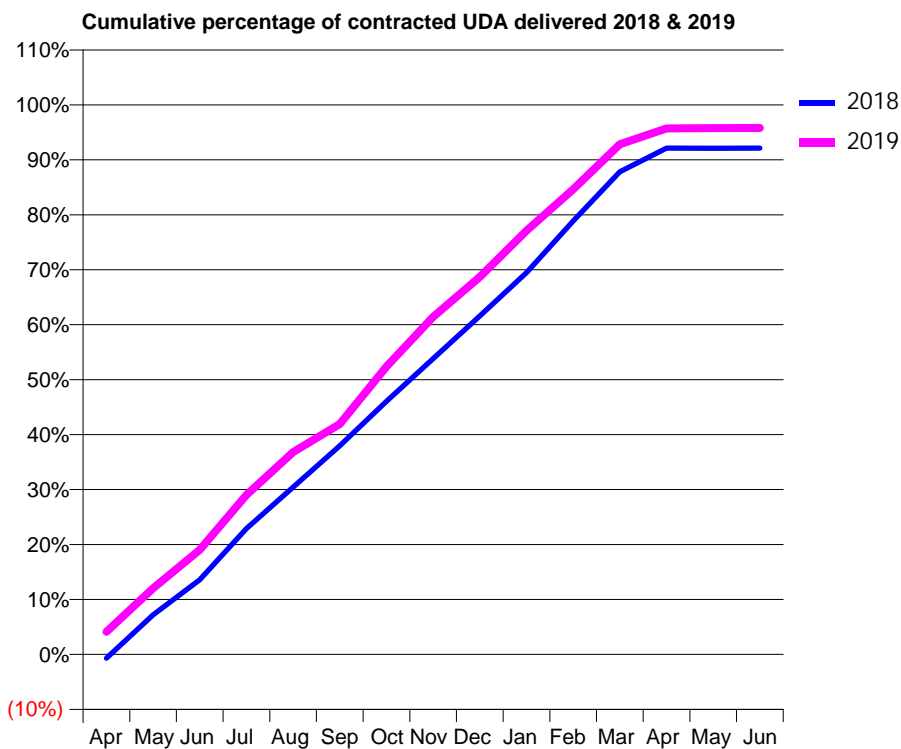
18/19 Contracted general activity (UDA)	29,663
Carry forward general activity (UDA)	0
18/19 Contracted orthodontic activity (UOA)	0
Carry forward orthodontic activity (UOA)	0
Baseline contract value	£754,113.61

ACCESS*

Patients seen in 24 months	Total	Change since previous quarter
Quarter ending March 2018	11,506	
Quarter ending June 2018	11,327	↓
Quarter ending September 2018	11,377	→
Quarter ending December 2018	11,475	→
Quarter ending March 2019	11,561	→
Variance since March 2018	0.5%	→



ACTIVITY



Month	Adjusted Scheduled Activity (UDA)	
	2018	2019
April	-207	1,227
May	2,138	3,573
June	4,037	5,644
July	6,799	8,613
August	9,031	10,922
September	11,264	12,434
October	13,668	15,534
November	15,966	18,221
December	18,268	20,377
January	20,606	22,873
February	23,399	25,103
March	26,049	27,538
April	27,326	28,394
May	27,321	28,407
June	27,327	28,417

QUALITY

	Quantity	Base Number	Contract	AT	Region	England
% of FP17s for the same patient ID Re-attending within 3 months - Children	253	4,414	5.7%	9.6%	11.3%	11.8%
% of FP17s for the same patient ID Re-attending within 3 months - Adults	1,798	12,842	14.0%	15.2%	15.4%	15.7%
% of FP17s for the same patient ID Re-attending between 3 & 9 months - Children	2,866	4,414	64.9%	60.2%	61.3%	58.9%
% of FP17s for the same patient ID Re-attending between 3 & 9 months - Adults	7,179	12,842	55.9%	51.3%	52.1%	50.8%
% of FP17s for Band 1 Urgent Courses	1,644	17,193	9.6%	9.5%	9.5%	9.1%
% of FP17s Relating to Free Repair or Replacements	120	17,193	0.7%	0.5%	0.6%	0.8%
% of FP17s Relating to Continuations	63	17,193	0.4%	0.8%	0.8%	0.9%
% of Patients satisfied with the dentistry they have received	5	5	N/A	92.4%	92.4%	92.5%
% of Patients satisfied with the time they had to wait for an appointment	4	5	N/A	88.4%	86.3%	87.0%

* This is based on patients treated on this contract for their most recent course of treatment. Figures in italics indicate the base number of FP17s or Patient Questionnaire responses are less than 100. N/A is shown where the base number of responses is less than 10 during the period. % is calculated as Quantity/Base number*100

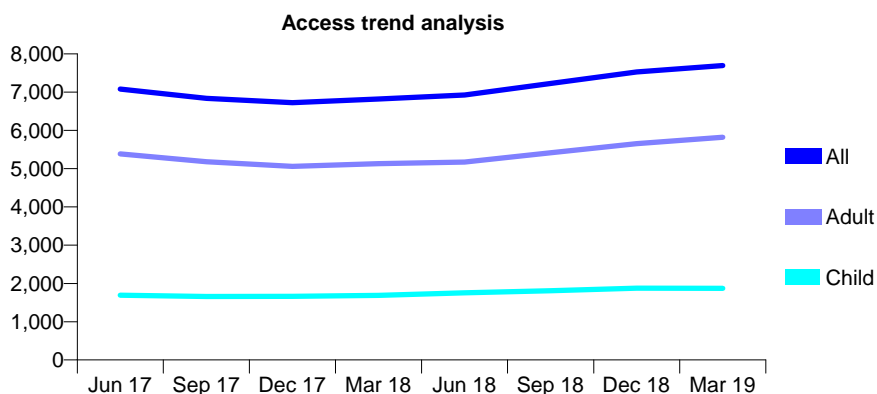
Q68 - Vital Signs At a Glance Contract Report for 119296/0001 - Year end March 2019

Name or company name	Pearl Dental Studios Limited
Contract type name	GDS Contract
Purpose of contract	General
Contract start date	01/04/2011
Contract end date	

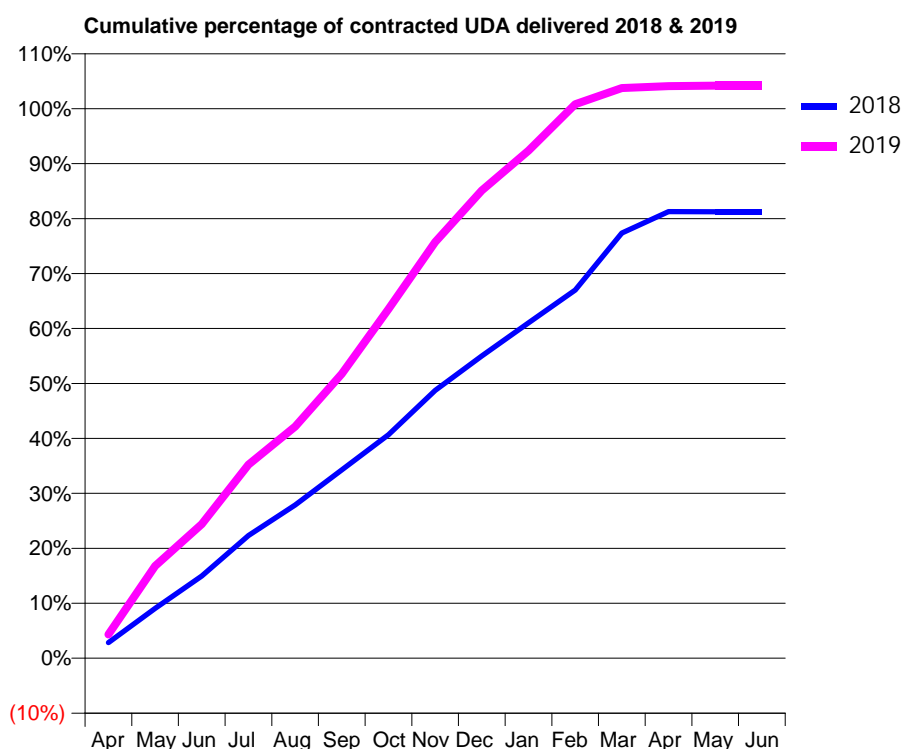
18/19 Contracted general activity (UDA)	19,000
Carry forward general activity (UDA)	0
18/19 Contracted orthodontic activity (UOA)	0
Carry forward orthodontic activity (UOA)	0
Baseline contract value	£533,377.90

ACCESS*

Patients seen in 24 months	Total	Change since previous quarter
Quarter ending March 2018	6,820	
Quarter ending June 2018	6,926	→
Quarter ending September 2018	7,223	↑
Quarter ending December 2018	7,529	↑
Quarter ending March 2019	7,695	↑
Variance since March 2018	12.8%	↑



ACTIVITY



Month	Adjusted Scheduled Activity (UDA)	
	2018	2019
April	543	824
May	1,724	3,187
June	2,843	4,634
July	4,246	6,691
August	5,299	8,010
September	6,511	9,829
October	7,724	12,069
November	9,260	14,390
December	10,450	16,171
January	11,592	17,551
February	12,728	19,153
March	14,701	19,714
April	15,441	19,776
May	15,435	19,797
June	15,434	19,798

QUALITY

	Quantity	Base Number	Contract	AT	Region	England
% of FP17s for the same patient ID Re-attending within 3 months - Children	149	2,571	5.8%	9.6%	11.3%	11.8%
% of FP17s for the same patient ID Re-attending within 3 months - Adults	1,289	7,794	16.5%	15.2%	15.4%	15.7%
% of FP17s for the same patient ID Re-attending between 3 & 9 months - Children	1,253	2,571	48.7%	60.2%	61.3%	58.9%
% of FP17s for the same patient ID Re-attending between 3 & 9 months - Adults	2,867	7,794	36.8%	51.3%	52.1%	50.8%
% of FP17s for Band 1 Urgent Courses	1,482	10,082	14.7%	9.5%	9.5%	9.1%
% of FP17s Relating to Free Repair or Replacements	33	10,082	0.3%	0.5%	0.6%	0.8%
% of FP17s Relating to Continuations	31	10,082	0.3%	0.8%	0.8%	0.9%
% of Patients satisfied with the dentistry they have received	3	3	N/A	92.4%	92.4%	92.5%
% of Patients satisfied with the time they had to wait for an appointment	3	3	N/A	88.4%	86.3%	87.0%

* This is based on patients treated on this contract for their most recent course of treatment.

Figures in italics indicate the base number of FP17s or Patient Questionnaire responses are less than 100. N/A is shown where the base number of responses is less than 10 during the period. % is calculated as Quantity/Base number*100

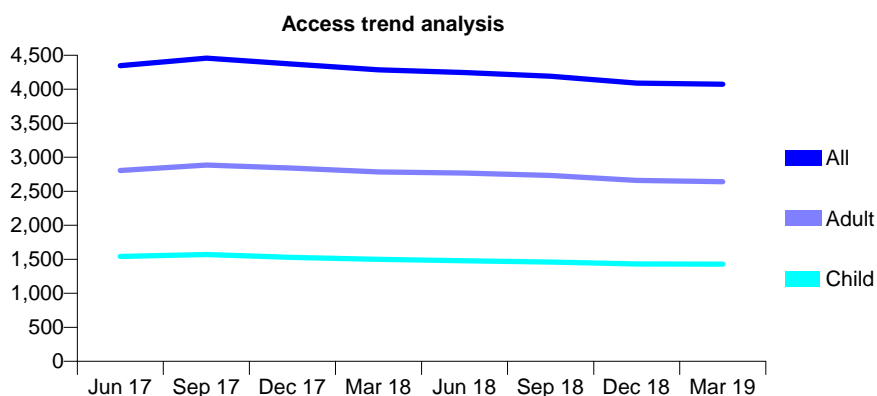
Q68 - Vital Signs At a Glance Contract Report for 120545/0001 - Year end March 2019

Name or company name	Henfield Dental Surgery Partnership
Contract type name	GDS Contract
Purpose of contract	General
Contract start date	31/10/2015
Contract end date	

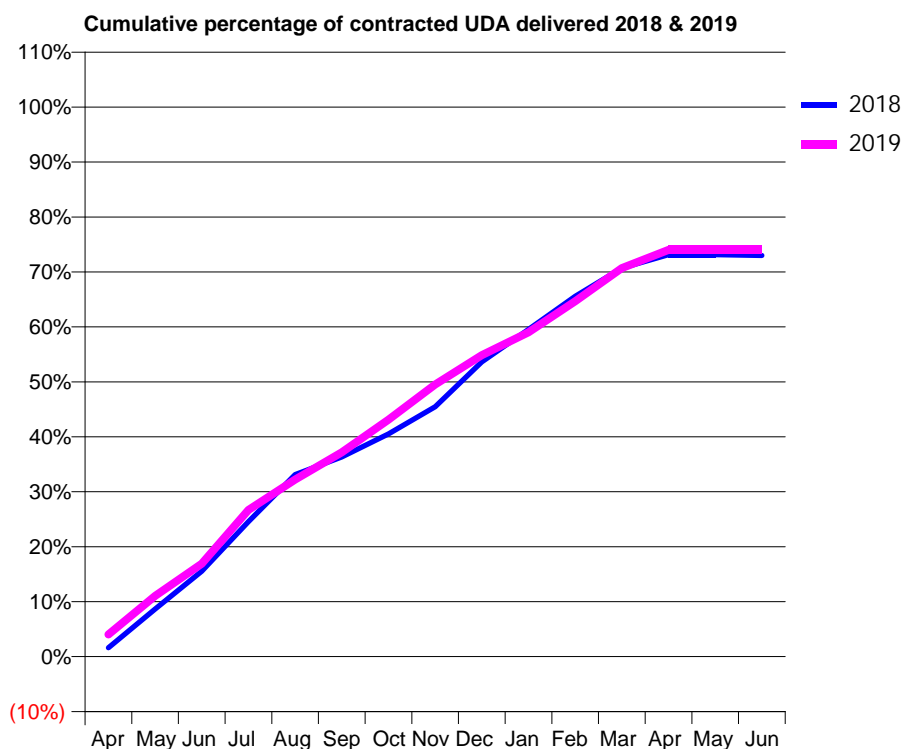
18/19 Contracted general activity (UDA)	13,000
Carry forward general activity (UDA)	0
18/19 Contracted orthodontic activity (UOA)	0
Carry forward orthodontic activity (UOA)	0
Baseline contract value	£349,729.54

ACCESS*

Patients seen in 24 months	Total	Change since previous quarter
Quarter ending March 2018	4,285	
Quarter ending June 2018	4,246	→
Quarter ending September 2018	4,191	↓
Quarter ending December 2018	4,092	↓
Quarter ending March 2019	4,073	→
Variance since March 2018	(4.9%)	↓



ACTIVITY



Month	Adjusted Scheduled Activity (UDA)	
	2018	2019
April	210	526
May	1,127	1,437
June	2,020	2,196
July	3,195	3,471
August	4,308	4,188
September	4,725	4,830
October	5,271	5,605
November	5,914	6,438
December	6,969	7,131
January	7,740	7,671
February	8,525	8,405
March	9,191	9,191
April	9,510	9,623
May	9,510	9,622
June	9,490	9,622

QUALITY

	Quantity	Base Number	Contract	AT	Region	England
% of FP17s for the same patient ID Re-attending within 3 months - Children	104	2,043	5.1%	9.6%	11.3%	11.8%
% of FP17s for the same patient ID Re-attending within 3 months - Adults	405	3,525	11.5%	15.2%	15.4%	15.7%
% of FP17s for the same patient ID Re-attending between 3 & 9 months - Children	1,133	2,043	55.5%	60.2%	61.3%	58.9%
% of FP17s for the same patient ID Re-attending between 3 & 9 months - Adults	1,904	3,525	54.0%	51.3%	52.1%	50.8%
% of FP17s for Band 1 Urgent Courses	372	5,600	6.6%	9.5%	9.5%	9.1%
% of FP17s Relating to Free Repair or Replacements	46	5,600	0.8%	0.5%	0.6%	0.8%
% of FP17s Relating to Continuations	62	5,600	1.1%	0.8%	0.8%	0.9%
% of Patients satisfied with the dentistry they have received	2	2	N/A	92.4%	92.4%	92.5%
% of Patients satisfied with the time they had to wait for an appointment	1	2	N/A	88.4%	86.3%	87.0%

* This is based on patients treated on this contract for their most recent course of treatment. Figures in italics indicate the base number of FP17s or Patient Questionnaire responses are less than 100. N/A is shown where the base number of responses is less than 10 during the period. % is calculated as Quantity/Base number*100

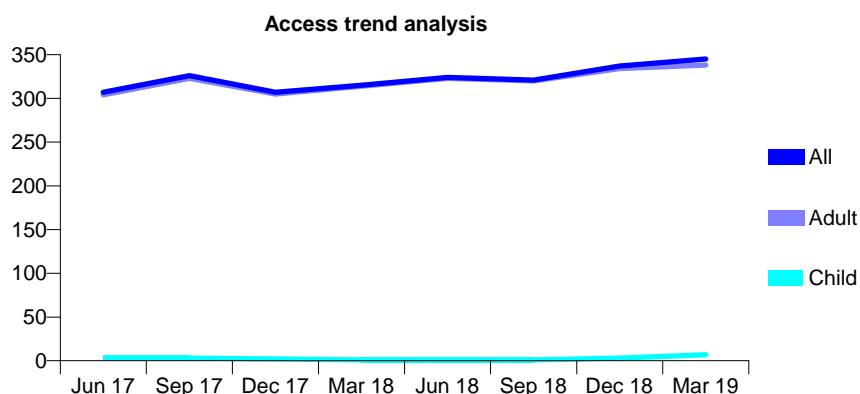
Q68 - Vital Signs At a Glance Contract Report for 121371/0001 - Year end March 2019

Name or company name	Sussex Community NHS Trust
Contract type name	PDS Contract
Purpose of contract	General
Contract start date	01/04/2011
Contract end date	31/03/2021

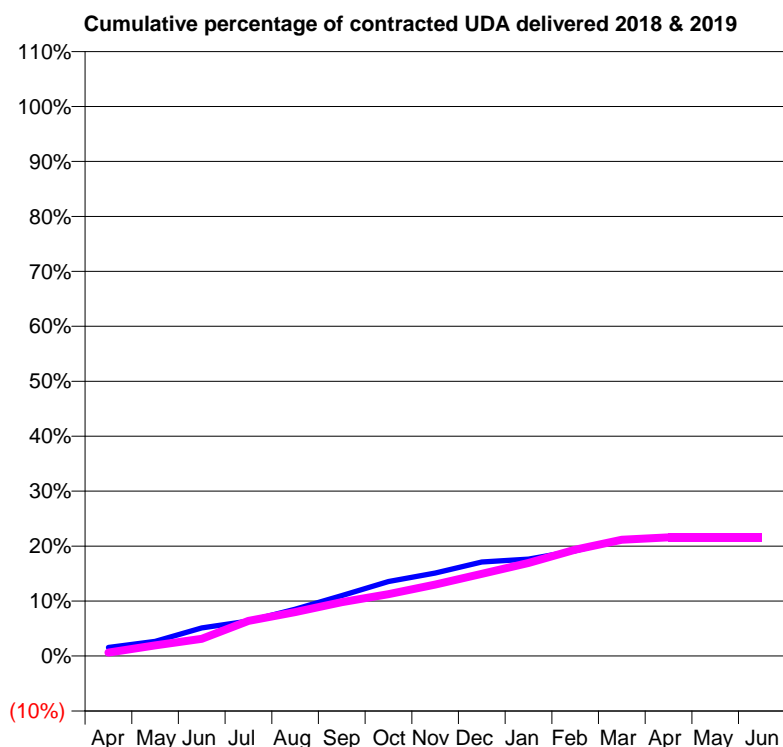
18/19 Contracted general activity (UDA)	2,000
Carry forward general activity (UDA)	0
18/19 Contracted orthodontic activity (UOA)	0
Carry forward orthodontic activity (UOA)	0
Baseline contract value	£2,277,742.58

ACCESS*

Patients seen in 24 months	Total	Change since previous quarter
Quarter ending March 2018	315	
Quarter ending June 2018	324	↑
Quarter ending September 2018	321	→
Quarter ending December 2018	337	↑
Quarter ending March 2019	345	↑
Variance since March 2018	9.5%	↑



ACTIVITY



Month	Adjusted Scheduled Activity (UDA)	
	2018	2019
April	31	13
May	53	39
June	102	63
July	128	128
August	171	160
September	220	196
October	271	225
November	302	260
December	343	299
January	353	339
February	383	387
March	425	423
April	432	432
May	435	432
June	435	432

QUALITY

	Quantity	Base Number	Contract	AT	Region	England
% of FP17s for the same patient ID Re-attending within 3 months - Children	0	5	0.0%	9.6%	11.3%	11.8%
% of FP17s for the same patient ID Re-attending within 3 months - Adults	6	218	2.8%	15.2%	15.4%	15.7%
% of FP17s for the same patient ID Re-attending between 3 & 9 months - Children	2	5	40.0%	60.2%	61.3%	58.9%
% of FP17s for the same patient ID Re-attending between 3 & 9 months - Adults	18	218	8.3%	51.3%	52.1%	50.8%
% of FP17s for Band 1 Urgent Courses	7	224	3.1%	9.5%	9.5%	9.1%
% of FP17s Relating to Free Repair or Replacements	0	224	0.0%	0.5%	0.6%	0.8%
% of FP17s Relating to Continuations	1	224	0.4%	0.8%	0.8%	0.9%
% of Patients satisfied with the dentistry they have received	0	0	N/A	92.4%	92.4%	92.5%
% of Patients satisfied with the time they had to wait for an appointment	0	0	N/A	88.4%	86.3%	87.0%

* This is based on patients treated on this contract for their most recent course of treatment.

Figures in italics indicate the base number of FP17s or Patient Questionnaire responses are less than 100. N/A is shown where the base number of responses is less than 10 during the period. % is calculated as Quantity/Base number*100

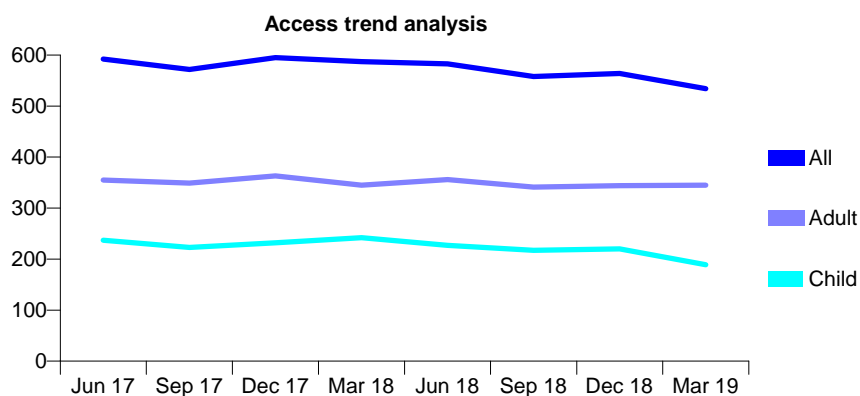
Q68 - Vital Signs At a Glance Contract Report for 121371/0002 - Year end March 2019

Name or company name	Sussex Community NHS Trust
Contract type name	PDS Contract
Purpose of contract	General
Contract start date	01/04/2011
Contract end date	31/03/2021

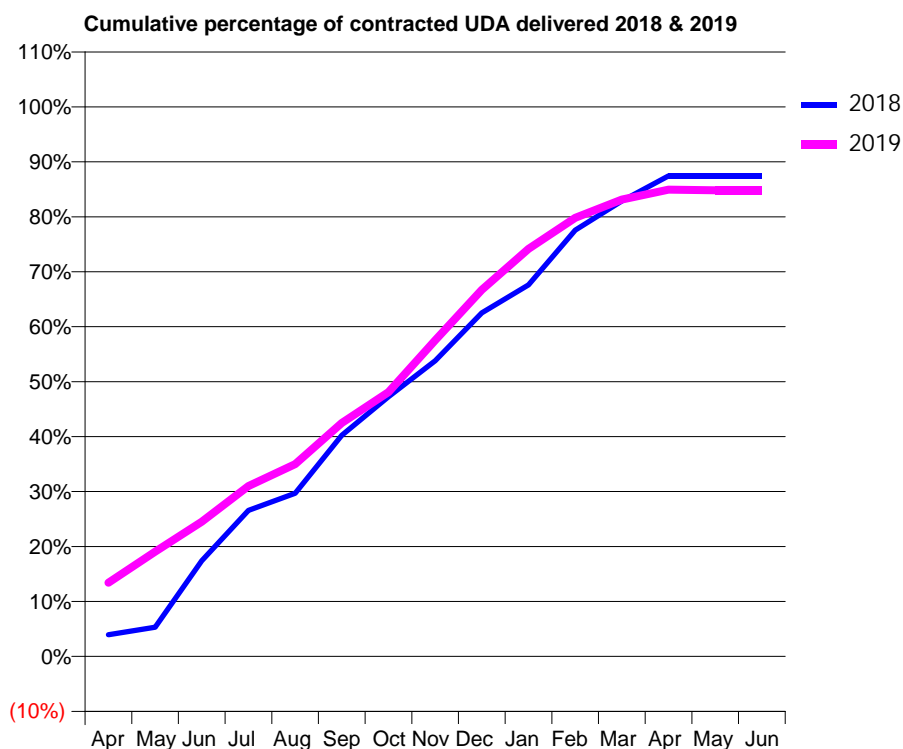
18/19 Contracted general activity (UDA)	1,600
Carry forward general activity (UDA)	0
18/19 Contracted orthodontic activity (UOA)	0
Carry forward orthodontic activity (UOA)	0
Baseline contract value	£35,877.80

ACCESS*

Patients seen in 24 months	Total	Change since previous quarter
Quarter ending March 2018	587	
Quarter ending June 2018	583	→
Quarter ending September 2018	558	↓
Quarter ending December 2018	564	→
Quarter ending March 2019	534	↓
Variance since March 2018	(9.0%)	↓



ACTIVITY



Month	2018	2019
April	63	214
May	85	305
June	278	392
July	425	496
August	475	560
September	643	680
October	756	769
November	861	920
December	1,000	1,067
January	1,082	1,186
February	1,241	1,277
March	1,326	1,330
April	1,399	1,359
May	1,399	1,357
June	1,399	1,357

QUALITY

	Quantity	Base Number	Contract	AT	Region	England
% of FP17s for the same patient ID Re-attending within 3 months - Children	12	374	3.2%	9.6%	11.3%	11.8%
% of FP17s for the same patient ID Re-attending within 3 months - Adults	39	421	9.3%	15.2%	15.4%	15.7%
% of FP17s for the same patient ID Re-attending between 3 & 9 months - Children	112	374	29.9%	60.2%	61.3%	58.9%
% of FP17s for the same patient ID Re-attending between 3 & 9 months - Adults	179	421	42.5%	51.3%	52.1%	50.8%
% of FP17s for Band 1 Urgent Courses	36	683	5.3%	9.5%	9.5%	9.1%
% of FP17s Relating to Free Repair or Replacements	2	683	0.3%	0.5%	0.6%	0.8%
% of FP17s Relating to Continuations	6	683	0.9%	0.8%	0.8%	0.9%
% of Patients satisfied with the dentistry they have received	0	0	N/A	92.4%	92.4%	92.5%
% of Patients satisfied with the time they had to wait for an appointment	0	0	N/A	88.4%	86.3%	87.0%

* This is based on patients treated on this contract for their most recent course of treatment. Figures in italics indicate the base number of FP17s or Patient Questionnaire responses are less than 100. N/A is shown where the base number of responses is less than 10 during the period. % is calculated as Quantity/Base number*100

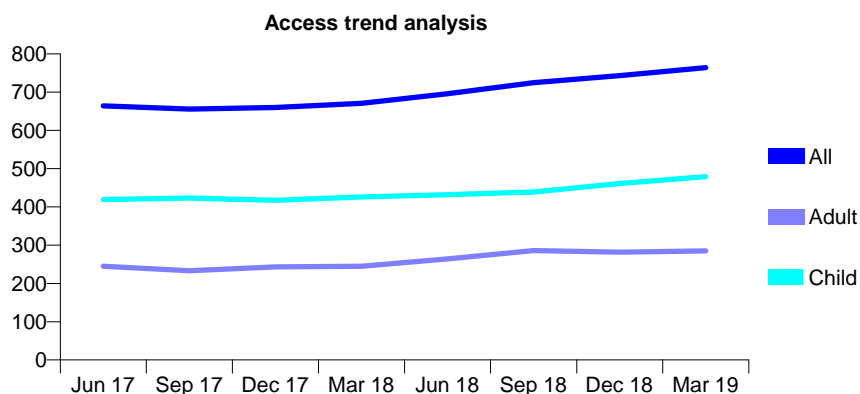
Q68 - Vital Signs At a Glance Contract Report for 121371/0004 - Year end March 2019

Name or company name	Sussex Community NHS Trust
Contract type name	PDS Contract
Purpose of contract	General
Contract start date	01/04/2011
Contract end date	31/03/2021

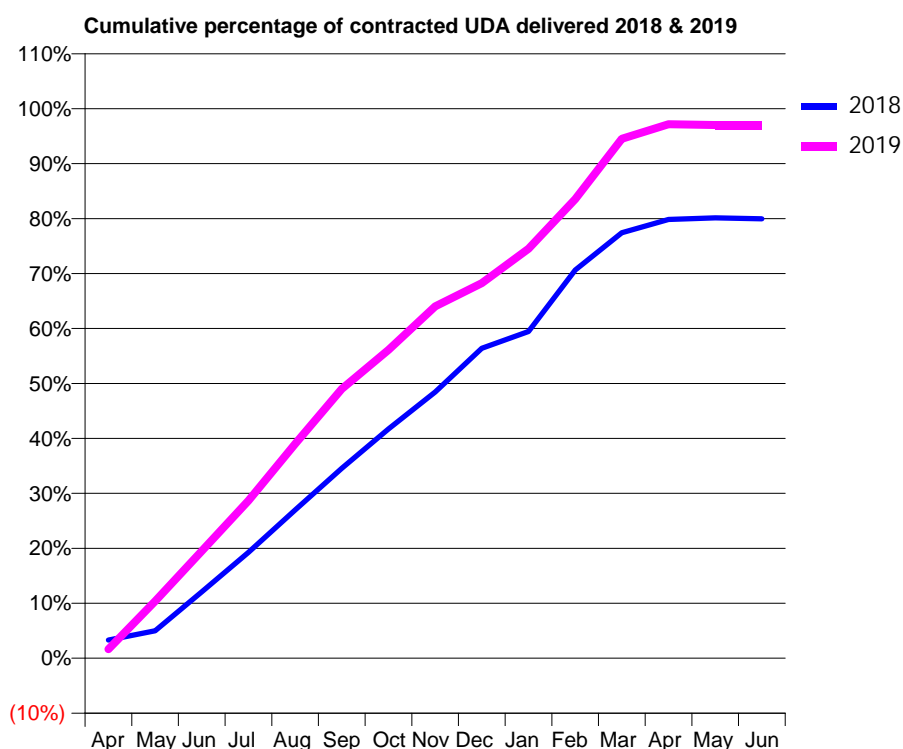
18/19 Contracted general activity (UDA)	2,450
Carry forward general activity (UDA)	0
18/19 Contracted orthodontic activity (UOA)	0
Carry forward orthodontic activity (UOA)	0
Baseline contract value	£70,872.37

ACCESS*

Patients seen in 24 months	Total	Change since previous quarter
Quarter ending March 2018	671	
Quarter ending June 2018	696	↑
Quarter ending September 2018	725	↑
Quarter ending December 2018	743	↑
Quarter ending March 2019	764	↑
Variance since March 2018	13.9%	↑



ACTIVITY



Month	Adjusted Scheduled Activity (UDA)	
	2018	2019
April	81	40
May	122	255
June	296	478
July	472	702
August	661	956
September	846	1,201
October	1,022	1,375
November	1,187	1,568
December	1,382	1,672
January	1,457	1,826
February	1,730	2,047
March	1,897	2,315
April	1,957	2,380
May	1,963	2,377
June	1,959	2,377

QUALITY

	Quantity	Base Number	Contract	AT	Region	England
% of FP17s for the same patient ID Re-attending within 3 months - Children	74	823	9.0%	9.6%	11.3%	11.8%
% of FP17s for the same patient ID Re-attending within 3 months - Adults	43	381	11.3%	15.2%	15.4%	15.7%
% of FP17s for the same patient ID Re-attending between 3 & 9 months - Children	194	823	23.6%	60.2%	61.3%	58.9%
% of FP17s for the same patient ID Re-attending between 3 & 9 months - Adults	162	381	42.5%	51.3%	52.1%	50.8%
% of FP17s for Band 1 Urgent Courses	16	1,210	1.3%	9.5%	9.5%	9.1%
% of FP17s Relating to Free Repair or Replacements	3	1,210	0.2%	0.5%	0.6%	0.8%
% of FP17s Relating to Continuations	1	1,210	0.1%	0.8%	0.8%	0.9%
% of Patients satisfied with the dentistry they have received	0	0	N/A	92.4%	92.4%	92.5%
% of Patients satisfied with the time they had to wait for an appointment	0	0	N/A	88.4%	86.3%	87.0%

* This is based on patients treated on this contract for their most recent course of treatment.

Figures in italics indicate the base number of FP17s or Patient Questionnaire responses are less than 100. N/A is shown where the base number of responses is less than 10 during the period. % is calculated as Quantity/Base number*100

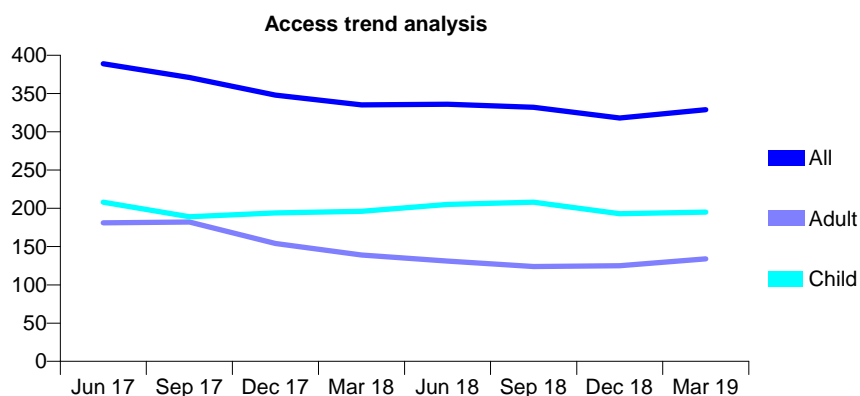
Q68 - Vital Signs At a Glance Contract Report for 121371/0005 - Year end March 2019

Name or company name	Sussex Community NHS Trust
Contract type name	PDS Contract
Purpose of contract	General
Contract start date	01/04/2011
Contract end date	31/03/2021

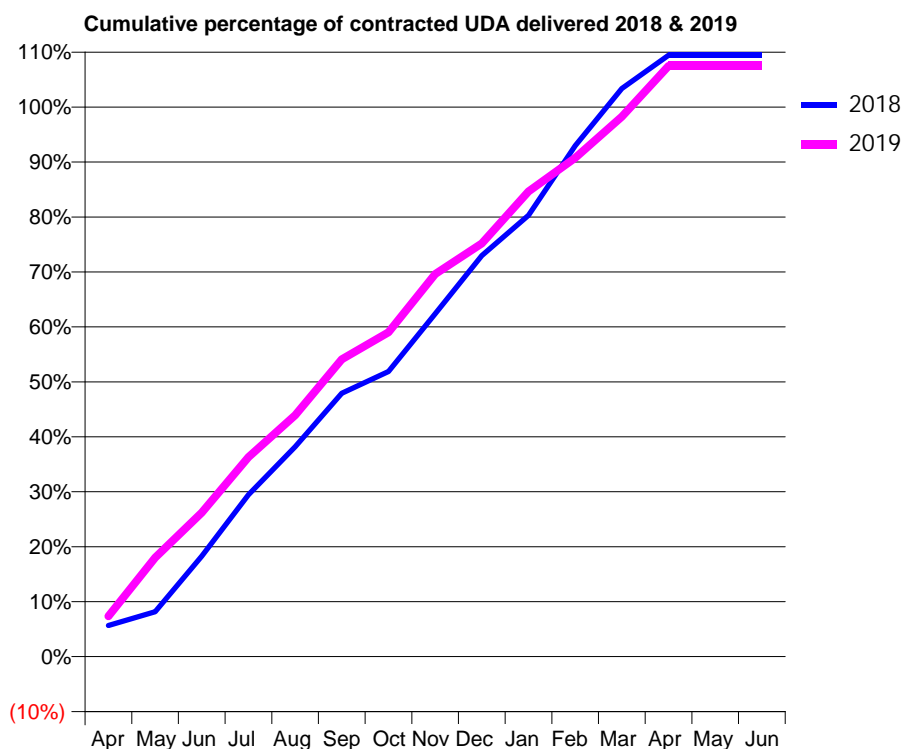
18/19 Contracted general activity (UDA)	760
Carry forward general activity (UDA)	0
18/19 Contracted orthodontic activity (UOA)	0
Carry forward orthodontic activity (UOA)	0
Baseline contract value	£14,931.76

ACCESS*

Patients seen in 24 months	Total	Change since previous quarter
Quarter ending March 2018	335	
Quarter ending June 2018	336	→
Quarter ending September 2018	332	↓
Quarter ending December 2018	318	↓
Quarter ending March 2019	329	↑
Variance since March 2018	(1.8%)	↓



ACTIVITY



Month	Adjusted Scheduled Activity (UDA)	
	2018	2019
April	43	56
May	62	137
June	139	199
July	224	276
August	290	334
September	364	411
October	394	448
November	474	529
December	554	571
January	610	643
February	707	690
March	786	747
April	832	817
May	832	817
June	832	817

QUALITY

	Quantity	Base Number	Contract	AT	Region	England
% of FP17s for the same patient ID Re-attending within 3 months - Children	17	278	6.1%	9.6%	11.3%	11.8%
% of FP17s for the same patient ID Re-attending within 3 months - Adults	21	146	14.4%	15.2%	15.4%	15.7%
% of FP17s for the same patient ID Re-attending between 3 & 9 months - Children	61	278	21.9%	60.2%	61.3%	58.9%
% of FP17s for the same patient ID Re-attending between 3 & 9 months - Adults	65	146	44.5%	51.3%	52.1%	50.8%
% of FP17s for Band 1 Urgent Courses	9	438	2.1%	9.5%	9.5%	9.1%
% of FP17s Relating to Free Repair or Replacements	0	438	0.0%	0.5%	0.6%	0.8%
% of FP17s Relating to Continuations	5	438	1.1%	0.8%	0.8%	0.9%
% of Patients satisfied with the dentistry they have received	1	1	N/A	92.4%	92.4%	92.5%
% of Patients satisfied with the time they had to wait for an appointment	0	1	N/A	88.4%	86.3%	87.0%

* This is based on patients treated on this contract for their most recent course of treatment. Figures in italics indicate the base number of FP17s or Patient Questionnaire responses are less than 100. N/A is shown where the base number of responses is less than 10 during the period. % is calculated as Quantity/Base number*100

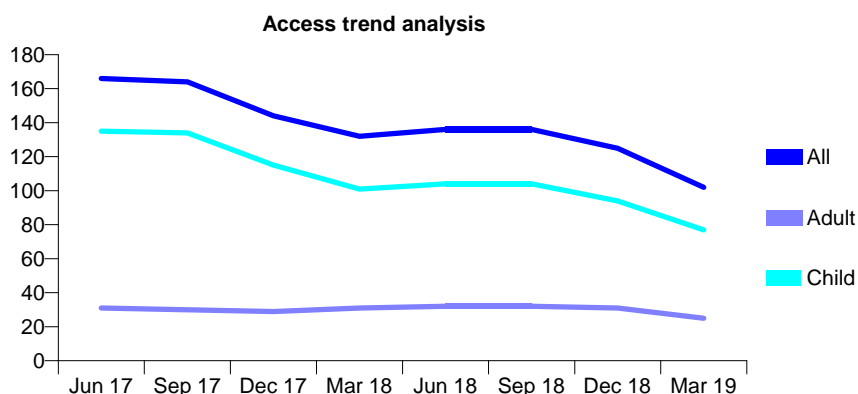
Q68 - Vital Signs At a Glance Contract Report for 121371/0006 - Year end March 2019

Name or company name	Sussex Community NHS Trust
Contract type name	PDS Contract
Purpose of contract	General
Contract start date	01/04/2011
Contract end date	31/03/2019

18/19 Contracted general activity (UDA)	570
Carry forward general activity (UDA)	0
18/19 Contracted orthodontic activity (UOA)	0
Carry forward orthodontic activity (UOA)	0
Baseline contract value	£12,881.11

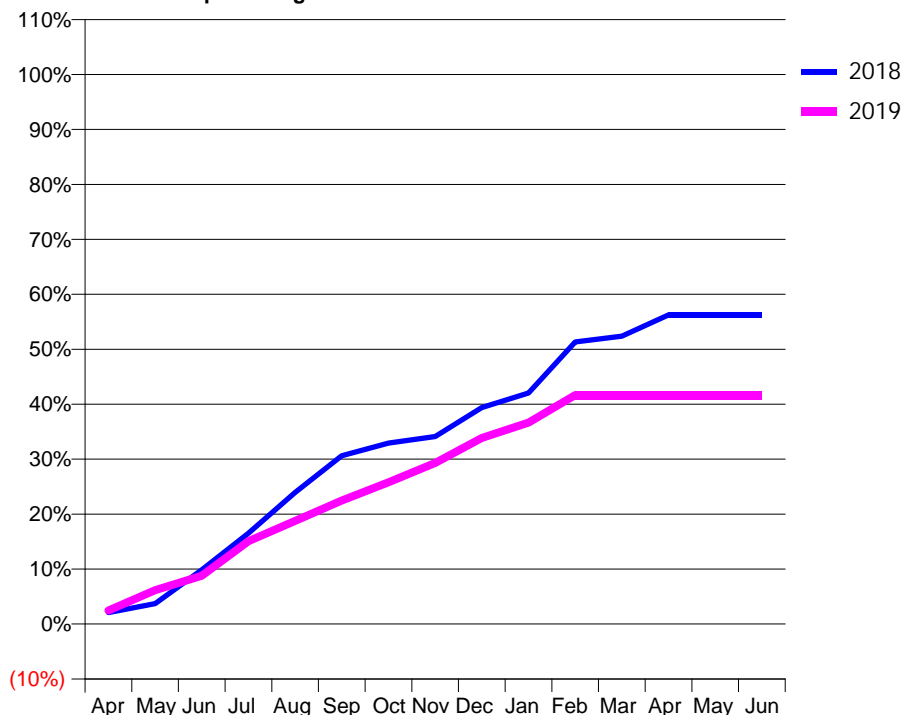
ACCESS*

Patients seen in 24 months	Total	Change since previous quarter
Quarter ending March 2018	132	
Quarter ending June 2018	136	↑
Quarter ending September 2018	136	→
Quarter ending December 2018	125	↓
Quarter ending March 2019	102	↓
Variance since March 2018	(22.7%)	↓



ACTIVITY

Cumulative percentage of contracted UDA delivered 2018 & 2019



Adjusted Scheduled Activity (UDA)

Month	2018	2019
April	12	14
May	21	35
June	56	50
July	94	86
August	137	107
September	175	128
October	188	147
November	195	167
December	225	193
January	240	209
February	293	237
March	299	237
April	321	237
May	321	237
June	321	237

QUALITY

	Quantity	Base Number	Contract	AT	Region	England
% of FP17s for the same patient ID Re-attending within 3 months - Children	10	145	6.9%	9.6%	11.3%	11.8%
% of FP17s for the same patient ID Re-attending within 3 months - Adults	4	45	8.9%	15.2%	15.4%	15.7%
% of FP17s for the same patient ID Re-attending between 3 & 9 months - Children	62	145	42.8%	60.2%	61.3%	58.9%
% of FP17s for the same patient ID Re-attending between 3 & 9 months - Adults	26	45	57.8%	51.3%	52.1%	50.8%
% of FP17s for Band 1 Urgent Courses	2	173	1.2%	9.5%	9.5%	9.1%
% of FP17s Relating to Free Repair or Replacements	0	173	0.0%	0.5%	0.6%	0.8%
% of FP17s Relating to Continuations	0	173	0.0%	0.8%	0.8%	0.9%
% of Patients satisfied with the dentistry they have received	0	0	N/A	92.4%	92.4%	92.5%
% of Patients satisfied with the time they had to wait for an appointment	0	0	N/A	88.4%	86.3%	87.0%

* This is based on patients treated on this contract for their most recent course of treatment.

Figures in italics indicate the base number of FP17s or Patient Questionnaire responses are less than 100. N/A is shown where the base number of responses is less than 10 during the period. % is calculated as Quantity/Base number*100

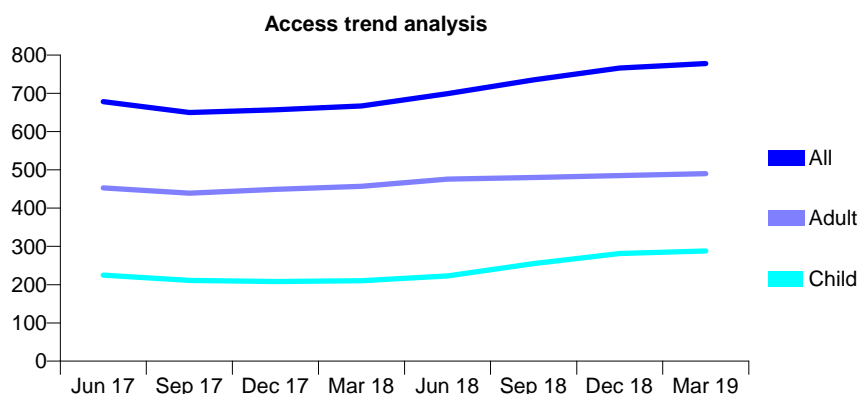
Q68 - Vital Signs At a Glance Contract Report for 121371/0007 - Year end March 2019

Name or company name	Sussex Community NHS Trust
Contract type name	PDS Contract
Purpose of contract	General
Contract start date	01/04/2011
Contract end date	31/03/2021

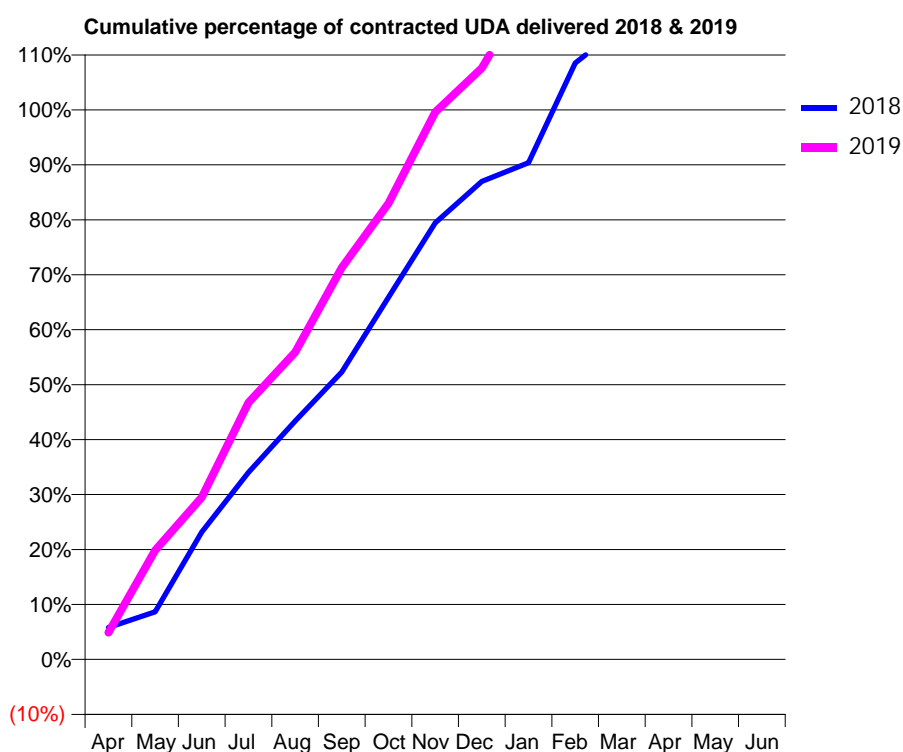
18/19 Contracted general activity (UDA)	1,320
Carry forward general activity (UDA)	0
18/19 Contracted orthodontic activity (UOA)	0
Carry forward orthodontic activity (UOA)	0
Baseline contract value	£141,246.27

ACCESS*

Patients seen in 24 months	Total	Change since previous quarter
Quarter ending March 2018	667	
Quarter ending June 2018	699	↑
Quarter ending September 2018	735	↑
Quarter ending December 2018	766	↑
Quarter ending March 2019	778	→
Variance since March 2018	16.6%	↑



ACTIVITY



Month	Adjusted Scheduled Activity (UDA)	
	2018	2019
April	77	65
May	115	262
June	306	389
July	449	617
August	573	738
September	690	941
October	870	1,095
November	1,049	1,314
December	1,148	1,420
January	1,193	1,609
February	1,433	1,787
March	1,520	1,943
April	1,592	2,035
May	1,587	2,045
June	1,587	2,045

QUALITY

	Quantity	Base Number	Contract	AT	Region	England
% of FP17s for the same patient ID Re-attending within 3 months - Children	32	520	6.2%	9.6%	11.3%	11.8%
% of FP17s for the same patient ID Re-attending within 3 months - Adults	81	687	11.8%	15.2%	15.4%	15.7%
% of FP17s for the same patient ID Re-attending between 3 & 9 months - Children	168	520	32.3%	60.2%	61.3%	58.9%
% of FP17s for the same patient ID Re-attending between 3 & 9 months - Adults	354	687	51.5%	51.3%	52.1%	50.8%
% of FP17s for Band 1 Urgent Courses	40	1,206	3.3%	9.5%	9.5%	9.1%
% of FP17s Relating to Free Repair or Replacements	0	1,206	0.0%	0.5%	0.6%	0.8%
% of FP17s Relating to Continuations	4	1,206	0.3%	0.8%	0.8%	0.9%
% of Patients satisfied with the dentistry they have received	1	1	N/A	92.4%	92.4%	92.5%
% of Patients satisfied with the time they had to wait for an appointment	1	1	N/A	88.4%	86.3%	87.0%

* This is based on patients treated on this contract for their most recent course of treatment. Figures in italics indicate the base number of FP17s or Patient Questionnaire responses are less than 100. N/A is shown where the base number of responses is less than 10 during the period. % is calculated as Quantity/Base number*100

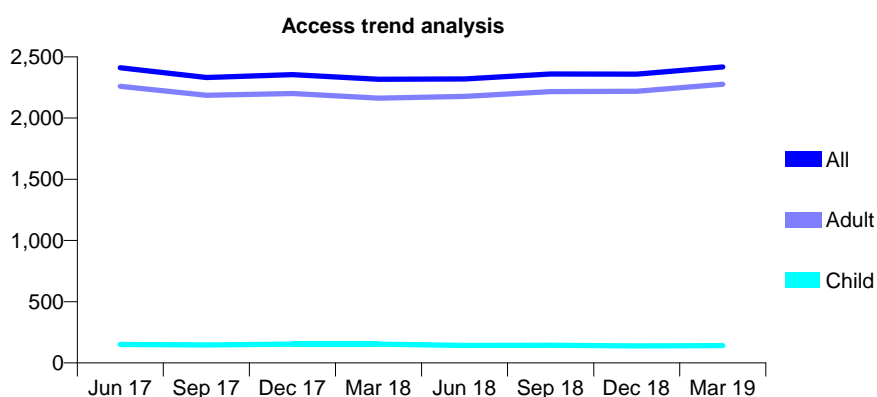
Q68 - Vital Signs At a Glance Contract Report for 121371/0009 - Year end March 2019

Name or company name	Sussex Community NHS Trust
Contract type name	PDS Contract
Purpose of contract	General
Contract start date	01/04/2011
Contract end date	31/03/2021

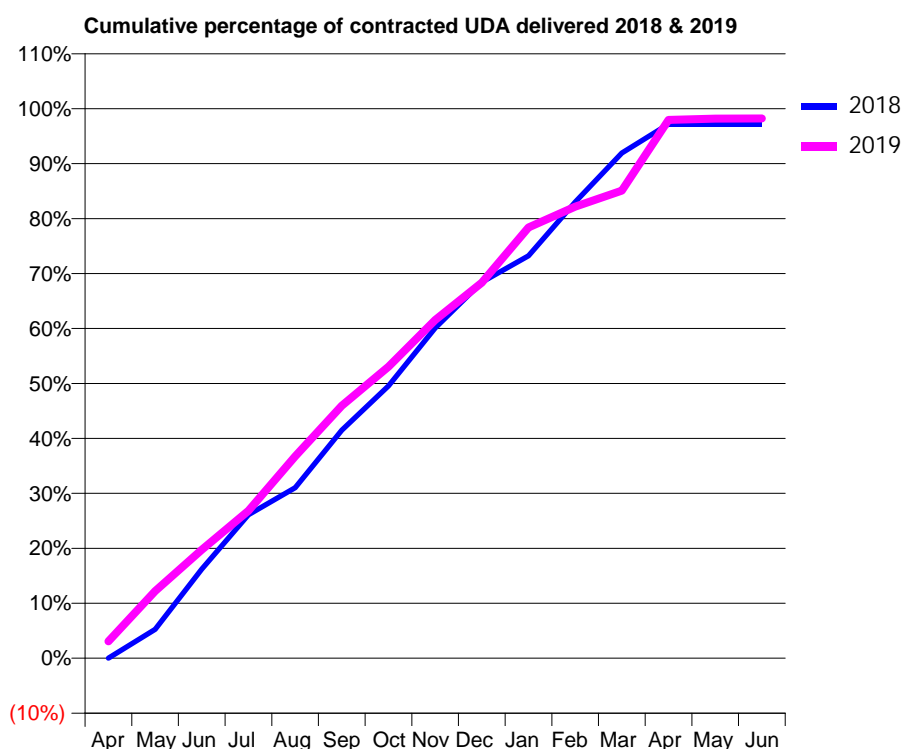
18/19 Contracted general activity (UDA)	4,000
Carry forward general activity (UDA)	0
18/19 Contracted orthodontic activity (UOA)	0
Carry forward orthodontic activity (UOA)	0
Baseline contract value	£241,347.11

ACCESS*

Patients seen in 24 months	Total	Change since previous quarter
Quarter ending March 2018	2,317	
Quarter ending June 2018	2,320	→
Quarter ending September 2018	2,360	→
Quarter ending December 2018	2,359	→
Quarter ending March 2019	2,418	↑
Variance since March 2018	4.4%	↑



ACTIVITY



Month	Adjusted Scheduled Activity (UDA)	
	2018	2019
April	0	122
May	210	488
June	649	790
July	1,044	1,074
August	1,241	1,469
September	1,660	1,838
October	1,981	2,121
November	2,404	2,462
December	2,737	2,733
January	2,929	3,135
February	3,320	3,286
March	3,677	3,404
April	3,888	3,918
May	3,888	3,928
June	3,888	3,929

QUALITY

	Quantity	Base Number	Contract	AT	Region	England
% of FP17s for the same patient ID Re-attending within 3 months - Children	6	252	2.4%	9.6%	11.3%	11.8%
% of FP17s for the same patient ID Re-attending within 3 months - Adults	160	2,829	5.7%	15.2%	15.4%	15.7%
% of FP17s for the same patient ID Re-attending between 3 & 9 months - Children	3	252	1.2%	60.2%	61.3%	58.9%
% of FP17s for the same patient ID Re-attending between 3 & 9 months - Adults	112	2,829	4.0%	51.3%	52.1%	50.8%
% of FP17s for Band 1 Urgent Courses	3,371	3,373	99.9%	9.5%	9.5%	9.1%
% of FP17s Relating to Free Repair or Replacements	0	3,373	0.0%	0.5%	0.6%	0.8%
% of FP17s Relating to Continuations	0	3,373	0.0%	0.8%	0.8%	0.9%
% of Patients satisfied with the dentistry they have received	1	1	N/A	92.4%	92.4%	92.5%
% of Patients satisfied with the time they had to wait for an appointment	1	1	N/A	88.4%	86.3%	87.0%

* This is based on patients treated on this contract for their most recent course of treatment.

Figures in italics indicate the base number of FP17s or Patient Questionnaire responses are less than 100. N/A is shown where the base number of responses is less than 10 during the period. % is calculated as Quantity/Base number*100

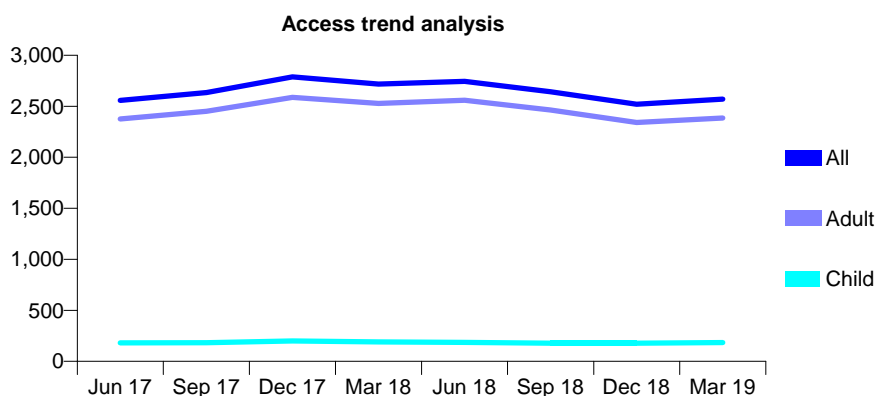
Q68 - Vital Signs At a Glance Contract Report for 121371/0010 - Year end March 2019

Name or company name	Sussex Community NHS Trust
Contract type name	PDS Contract
Purpose of contract	General
Contract start date	01/04/2011
Contract end date	31/03/2021

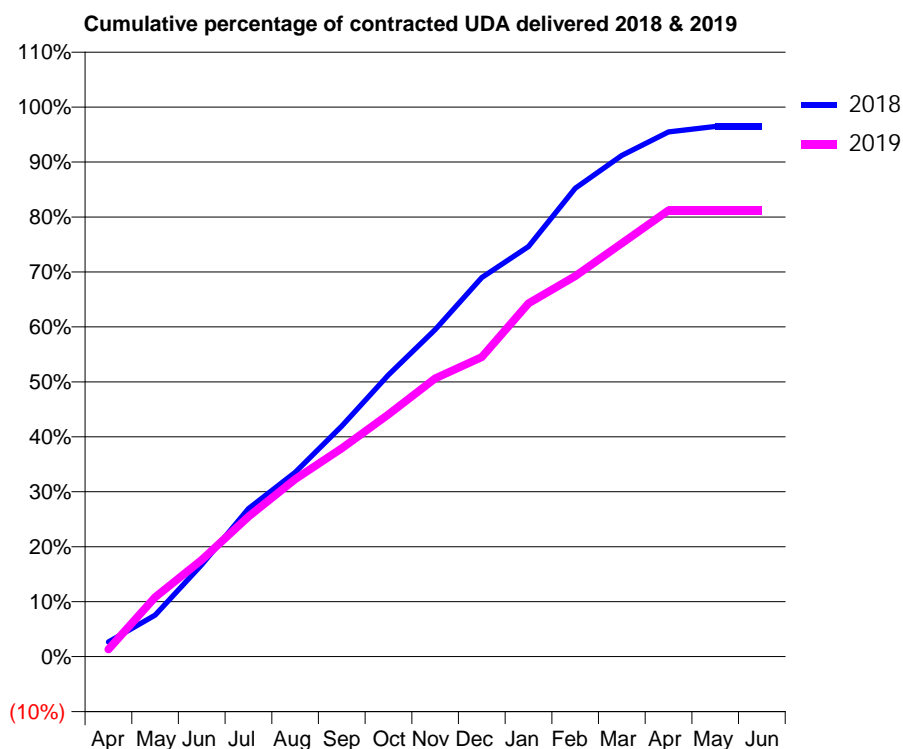
18/19 Contracted general activity (UDA)	4,000
Carry forward general activity (UDA)	0
18/19 Contracted orthodontic activity (UOA)	0
Carry forward orthodontic activity (UOA)	0
Baseline contract value	£203,346.52

ACCESS*

Patients seen in 24 months	Total	Change since previous quarter
Quarter ending March 2018	2,717	
Quarter ending June 2018	2,745	→
Quarter ending September 2018	2,642	↓
Quarter ending December 2018	2,519	↓
Quarter ending March 2019	2,570	↑
Variance since March 2018	(5.4%)	↓



ACTIVITY



Month	Adjusted Scheduled Activity (UDA)	
	2018	2019
April	107	53
May	302	433
June	670	704
July	1,077	1,019
August	1,342	1,291
September	1,678	1,516
October	2,050	1,763
November	2,380	2,025
December	2,759	2,180
January	2,985	2,572
February	3,409	2,770
March	3,647	3,008
April	3,819	3,248
May	3,859	3,248
June	3,859	3,248

QUALITY

	Quantity	Base Number	Contract	AT	Region	England
% of FP17s for the same patient ID Re-attending within 3 months - Children	9	280	3.2%	9.6%	11.3%	11.8%
% of FP17s for the same patient ID Re-attending within 3 months - Adults	118	2,535	4.7%	15.2%	15.4%	15.7%
% of FP17s for the same patient ID Re-attending between 3 & 9 months - Children	3	280	1.1%	60.2%	61.3%	58.9%
% of FP17s for the same patient ID Re-attending between 3 & 9 months - Adults	82	2,535	3.2%	51.3%	52.1%	50.8%
% of FP17s for Band 1 Urgent Courses	2,836	2,839	99.9%	9.5%	9.5%	9.1%
% of FP17s Relating to Free Repair or Replacements	0	2,839	0.0%	0.5%	0.6%	0.8%
% of FP17s Relating to Continuations	0	2,839	0.0%	0.8%	0.8%	0.9%
% of Patients satisfied with the dentistry they have received	0	0	N/A	92.4%	92.4%	92.5%
% of Patients satisfied with the time they had to wait for an appointment	0	0	N/A	88.4%	86.3%	87.0%

* This is based on patients treated on this contract for their most recent course of treatment. Figures in italics indicate the base number of FP17s or Patient Questionnaire responses are less than 100. N/A is shown where the base number of responses is less than 10 during the period. % is calculated as Quantity/Base number*100

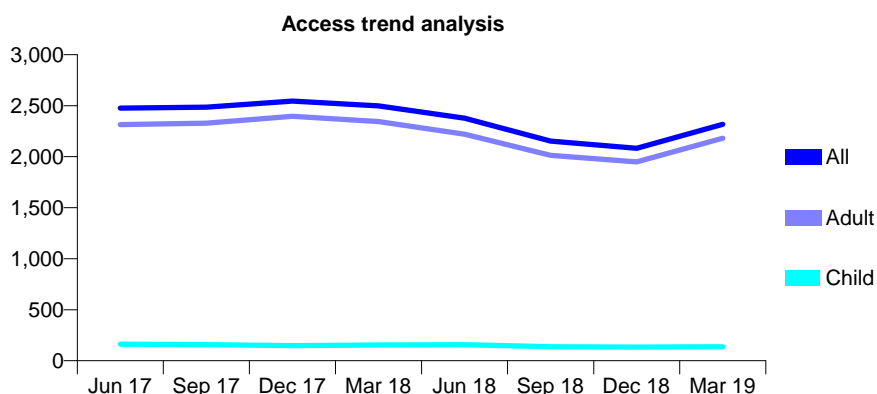
Q68 - Vital Signs At a Glance Contract Report for 121371/0011 - Year end March 2019

Name or company name	Sussex Community NHS Trust
Contract type name	PDS Contract
Purpose of contract	General
Contract start date	01/04/2011
Contract end date	31/03/2021

18/19 Contracted general activity (UDA)	4,000
Carry forward general activity (UDA)	0
18/19 Contracted orthodontic activity (UOA)	0
Carry forward orthodontic activity (UOA)	0
Baseline contract value	£224,429.16

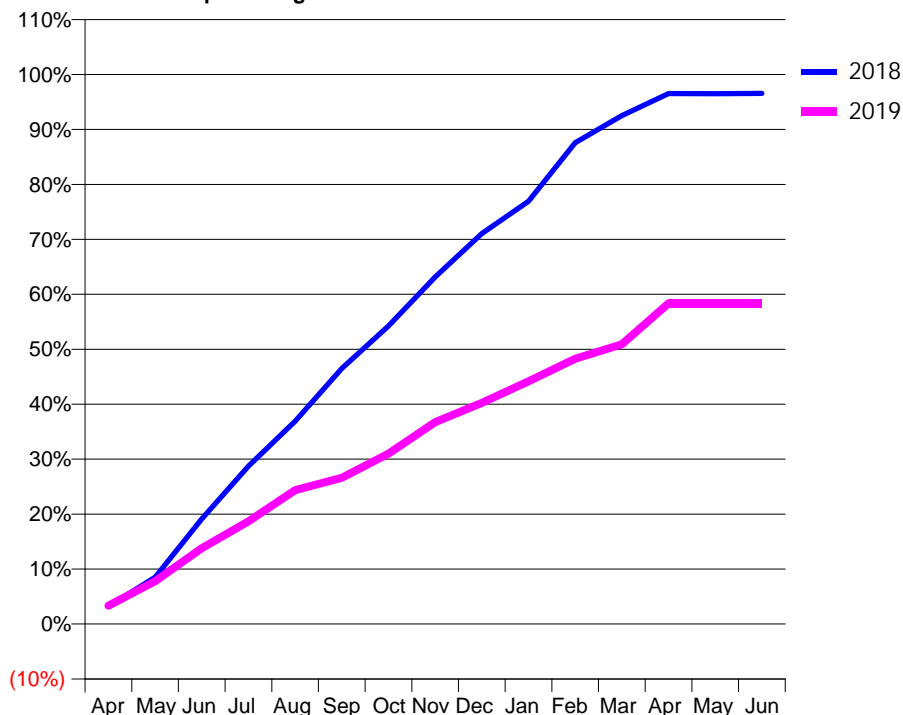
ACCESS*

Patients seen in 24 months	Total	Change since previous quarter
Quarter ending March 2018	2,499	
Quarter ending June 2018	2,377	↓
Quarter ending September 2018	2,152	↓
Quarter ending December 2018	2,083	↓
Quarter ending March 2019	2,317	↑
Variance since March 2018	(7.3%)	↓



ACTIVITY

Cumulative percentage of contracted UDA delivered 2018 & 2019



Month	Adjusted Scheduled Activity (UDA)	
	2018	2019
April	128	133
May	341	312
June	764	552
July	1,150	747
August	1,477	974
September	1,860	1,064
October	2,170	1,240
November	2,526	1,469
December	2,842	1,609
January	3,077	1,767
February	3,504	1,932
March	3,700	2,036
April	3,861	2,334
May	3,860	2,334
June	3,862	2,334

QUALITY

	Quantity	Base Number	Contract	AT	Region	England
% of FP17s for the same patient ID Re-attending within 3 months - Children	6	213	2.8%	9.6%	11.3%	11.8%
% of FP17s for the same patient ID Re-attending within 3 months - Adults	38	1,863	2.0%	15.2%	15.4%	15.7%
% of FP17s for the same patient ID Re-attending between 3 & 9 months - Children	2	213	0.9%	60.2%	61.3%	58.9%
% of FP17s for the same patient ID Re-attending between 3 & 9 months - Adults	50	1,863	2.7%	51.3%	52.1%	50.8%
% of FP17s for Band 1 Urgent Courses	2,758	2,768	99.6%	9.5%	9.5%	9.1%
% of FP17s Relating to Free Repair or Replacements	0	2,768	0.0%	0.5%	0.6%	0.8%
% of FP17s Relating to Continuations	0	2,768	0.0%	0.8%	0.8%	0.9%
% of Patients satisfied with the dentistry they have received	0	0	N/A	92.4%	92.4%	92.5%
% of Patients satisfied with the time they had to wait for an appointment	0	0	N/A	88.4%	86.3%	87.0%

* This is based on patients treated on this contract for their most recent course of treatment.

Figures in italics indicate the base number of FP17s or Patient Questionnaire responses are less than 100. N/A is shown where the base number of responses is less than 10 during the period. % is calculated as Quantity/Base number*100

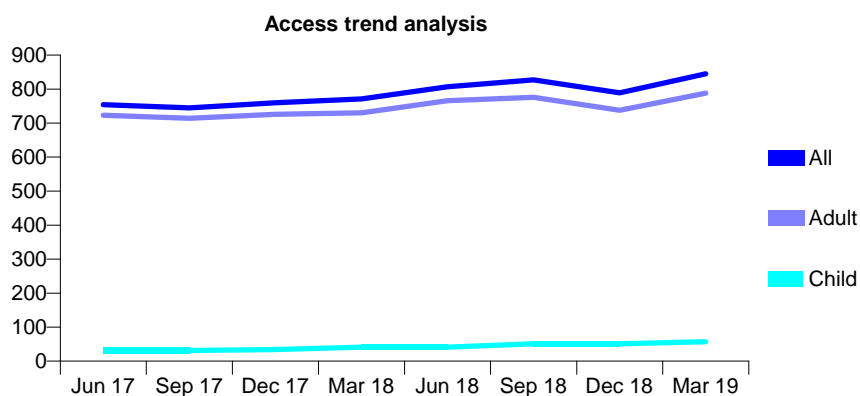
Q68 - Vital Signs At a Glance Contract Report for 121371/0012 - Year end March 2019

Name or company name	Sussex Community NHS Trust
Contract type name	PDS Contract
Purpose of contract	General
Contract start date	01/04/2011
Contract end date	31/03/2021

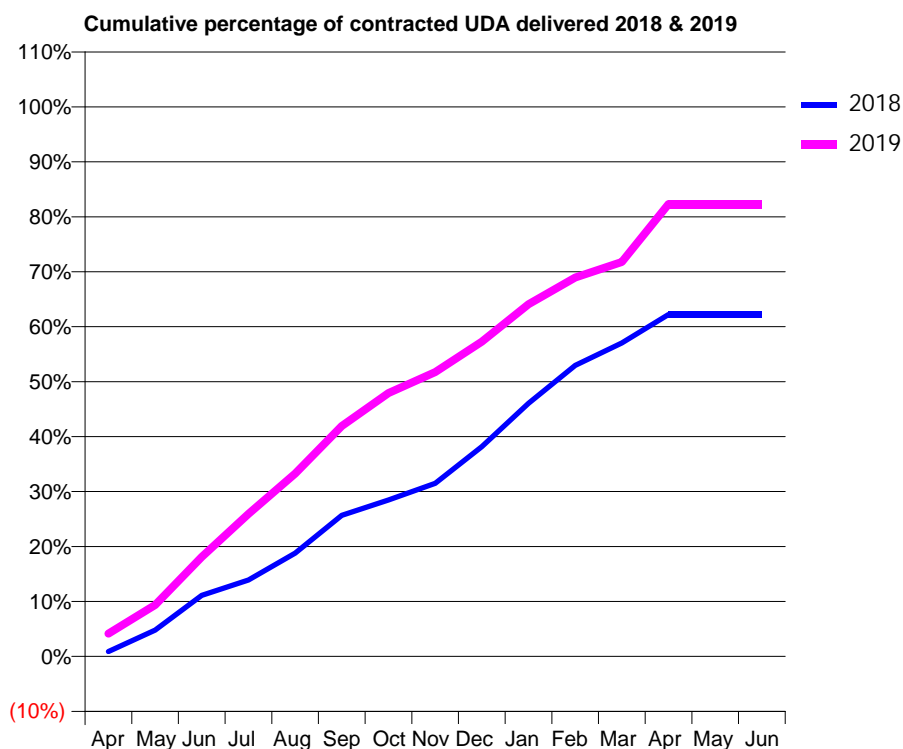
18/19 Contracted general activity (UDA)	1,500
Carry forward general activity (UDA)	0
18/19 Contracted orthodontic activity (UOA)	0
Carry forward orthodontic activity (UOA)	0
Baseline contract value	£118,442.39

ACCESS*

Patients seen in 24 months	Total	Change since previous quarter
Quarter ending March 2018	771	
Quarter ending June 2018	807	↑
Quarter ending September 2018	827	↑
Quarter ending December 2018	789	↓
Quarter ending March 2019	845	↑
Variance since March 2018	9.6%	↑



ACTIVITY



Month	Adjusted Scheduled Activity (UDA)	
	2018	2019
April	13	62
May	72	140
June	167	271
July	209	389
August	282	499
September	385	629
October	427	719
November	473	776
December	572	859
January	691	961
February	794	1,034
March	856	1,076
April	934	1,235
May	934	1,235
June	934	1,235

QUALITY

	Quantity	Base Number	Contract	AT	Region	England
% of FP17s for the same patient ID Re-attending within 3 months - Children	0	100	0.0%	9.6%	11.3%	11.8%
% of FP17s for the same patient ID Re-attending within 3 months - Adults	9	965	0.9%	15.2%	15.4%	15.7%
% of FP17s for the same patient ID Re-attending between 3 & 9 months - Children	1	100	1.0%	60.2%	61.3%	58.9%
% of FP17s for the same patient ID Re-attending between 3 & 9 months - Adults	14	965	1.5%	51.3%	52.1%	50.8%
% of FP17s for Band 1 Urgent Courses	1,138	1,140	99.8%	9.5%	9.5%	9.1%
% of FP17s Relating to Free Repair or Replacements	0	1,140	0.0%	0.5%	0.6%	0.8%
% of FP17s Relating to Continuations	0	1,140	0.0%	0.8%	0.8%	0.9%
% of Patients satisfied with the dentistry they have received	0	0	N/A	92.4%	92.4%	92.5%
% of Patients satisfied with the time they had to wait for an appointment	0	0	N/A	88.4%	86.3%	87.0%

* This is based on patients treated on this contract for their most recent course of treatment.

Figures in italics indicate the base number of FP17s or Patient Questionnaire responses are less than 100. N/A is shown where the base number of responses is less than 10 during the period. % is calculated as Quantity/Base number*100

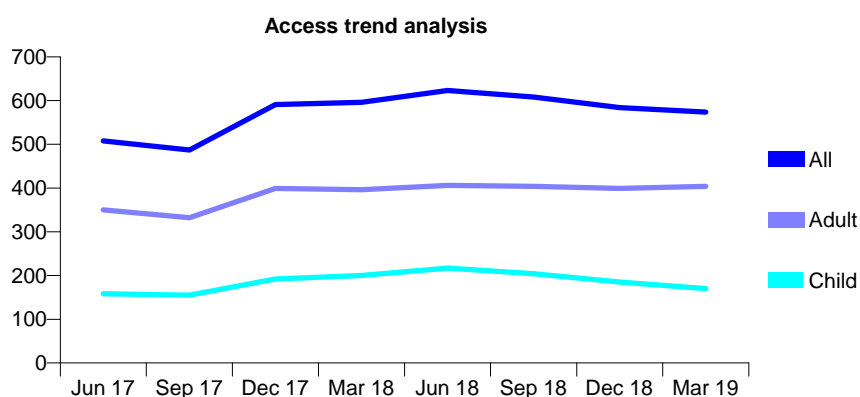
Q68 - Vital Signs At a Glance Contract Report for 121371/0014 - Year end March 2019

Name or company name	Sussex Community NHS Trust
Contract type name	PDS Contract
Purpose of contract	General
Contract start date	01/04/2011
Contract end date	31/03/2021

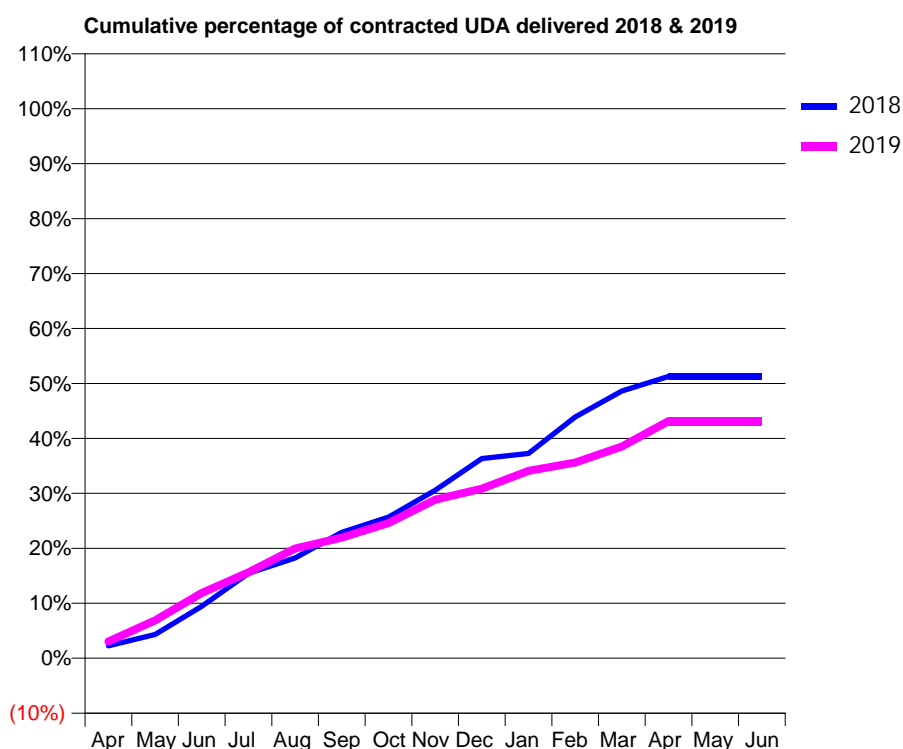
18/19 Contracted general activity (UDA)	2,425
Carry forward general activity (UDA)	0
18/19 Contracted orthodontic activity (UOA)	0
Carry forward orthodontic activity (UOA)	0
Baseline contract value	£13,620.05

ACCESS*

Patients seen in 24 months	Total	Change since previous quarter
Quarter ending March 2018	596	
Quarter ending June 2018	623	↑
Quarter ending September 2018	608	↓
Quarter ending December 2018	584	↓
Quarter ending March 2019	574	↓
Variance since March 2018	(3.7%)	↓



ACTIVITY



Month	Adjusted Scheduled Activity (UDA)	
	2018	2019
April	55	74
May	105	167
June	229	288
July	374	379
August	443	484
September	555	532
October	622	596
November	741	699
December	881	748
January	903	827
February	1,065	864
March	1,179	934
April	1,243	1,047
May	1,243	1,047
June	1,243	1,047

QUALITY

	Quantity	Base Number	Contract	AT	Region	England
% of FP17s for the same patient ID Re-attending within 3 months - Children	13	245	5.3%	9.6%	11.3%	11.8%
% of FP17s for the same patient ID Re-attending within 3 months - Adults	30	397	7.6%	15.2%	15.4%	15.7%
% of FP17s for the same patient ID Re-attending between 3 & 9 months - Children	84	245	34.3%	60.2%	61.3%	58.9%
% of FP17s for the same patient ID Re-attending between 3 & 9 months - Adults	177	397	44.6%	51.3%	52.1%	50.8%
% of FP17s for Band 1 Urgent Courses	18	658	2.7%	9.5%	9.5%	9.1%
% of FP17s Relating to Free Repair or Replacements	1	658	0.2%	0.5%	0.6%	0.8%
% of FP17s Relating to Continuations	1	658	0.2%	0.8%	0.8%	0.9%
% of Patients satisfied with the dentistry they have received	0	0	N/A	92.4%	92.4%	92.5%
% of Patients satisfied with the time they had to wait for an appointment	0	0	N/A	88.4%	86.3%	87.0%

* This is based on patients treated on this contract for their most recent course of treatment.

Figures in italics indicate the base number of FP17s or Patient Questionnaire responses are less than 100. N/A is shown where the base number of responses is less than 10 during the period. % is calculated as Quantity/Base number*100

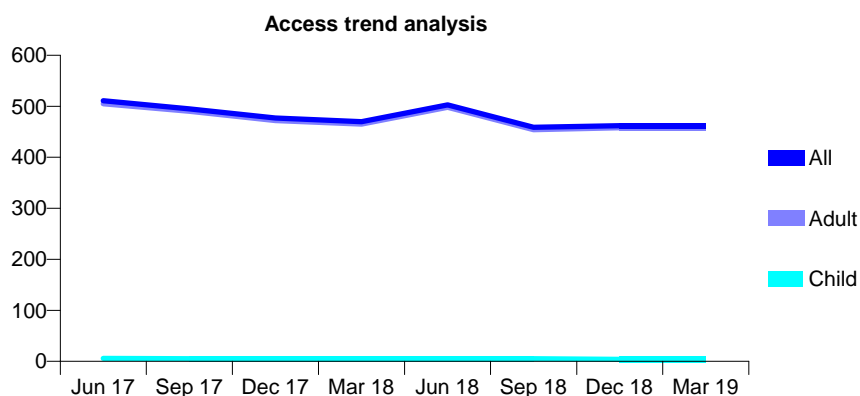
Q68 - Vital Signs At a Glance Contract Report for 121371/0015 - Year end March 2019

Name or company name	Sussex Community NHS Trust
Contract type name	PDS Contract
Purpose of contract	General
Contract start date	01/10/2012
Contract end date	31/03/2021

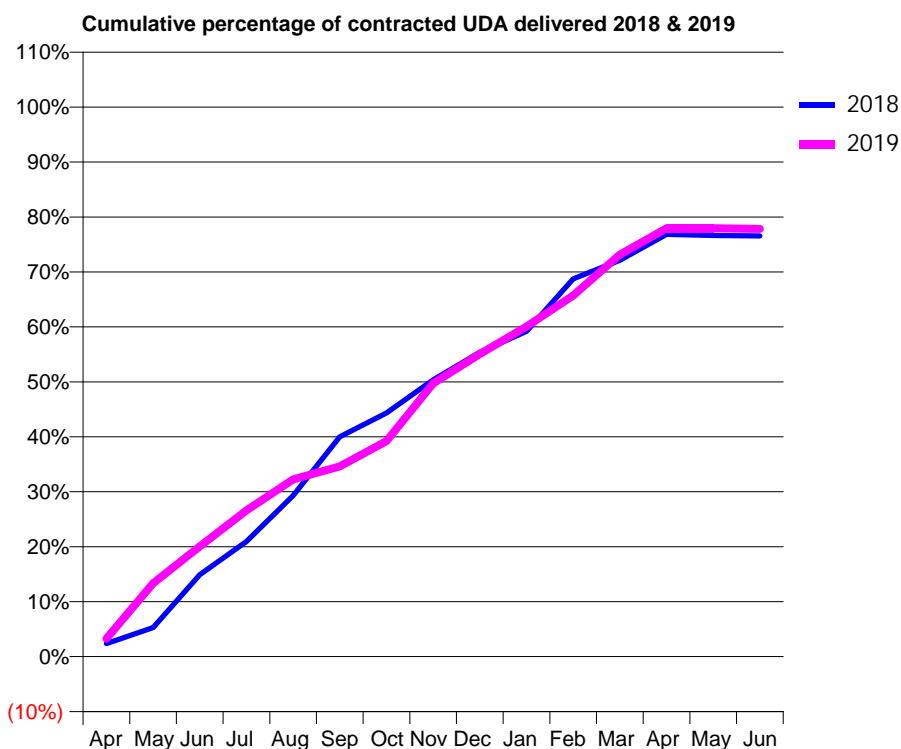
18/19 Contracted general activity (UDA)	1,000
Carry forward general activity (UDA)	0
18/19 Contracted orthodontic activity (UOA)	0
Carry forward orthodontic activity (UOA)	0
Baseline contract value	£86,580.20

ACCESS*

Patients seen in 24 months	Total	Change since previous quarter
Quarter ending March 2018	470	
Quarter ending June 2018	503	↑
Quarter ending September 2018	459	↓
Quarter ending December 2018	462	→
Quarter ending March 2019	462	→
Variance since March 2018	(1.7%)	↓



ACTIVITY



Month	Adjusted Scheduled Activity (UDA)	
	2018	2019
April	24	33
May	53	134
June	149	201
July	210	266
August	293	323
September	400	346
October	443	392
November	504	497
December	554	551
January	592	601
February	687	657
March	721	731
April	768	779
May	766	779
June	765	778

QUALITY

	Quantity	Base Number	Contract	AT	Region	England
% of FP17s for the same patient ID Re-attending within 3 months - Children	0	5	0.0%	9.6%	11.3%	11.8%
% of FP17s for the same patient ID Re-attending within 3 months - Adults	7	300	2.3%	15.2%	15.4%	15.7%
% of FP17s for the same patient ID Re-attending between 3 & 9 months - Children	1	5	20.0%	60.2%	61.3%	58.9%
% of FP17s for the same patient ID Re-attending between 3 & 9 months - Adults	41	300	13.7%	51.3%	52.1%	50.8%
% of FP17s for Band 1 Urgent Courses	22	305	7.2%	9.5%	9.5%	9.1%
% of FP17s Relating to Free Repair or Replacements	8	305	2.6%	0.5%	0.6%	0.8%
% of FP17s Relating to Continuations	0	305	0.0%	0.8%	0.8%	0.9%
% of Patients satisfied with the dentistry they have received	0	0	N/A	92.4%	92.4%	92.5%
% of Patients satisfied with the time they had to wait for an appointment	0	0	N/A	88.4%	86.3%	87.0%

* This is based on patients treated on this contract for their most recent course of treatment. Figures in italics indicate the base number of FP17s or Patient Questionnaire responses are less than 100. N/A is shown where the base number of responses is less than 10 during the period. % is calculated as Quantity/Base number*100

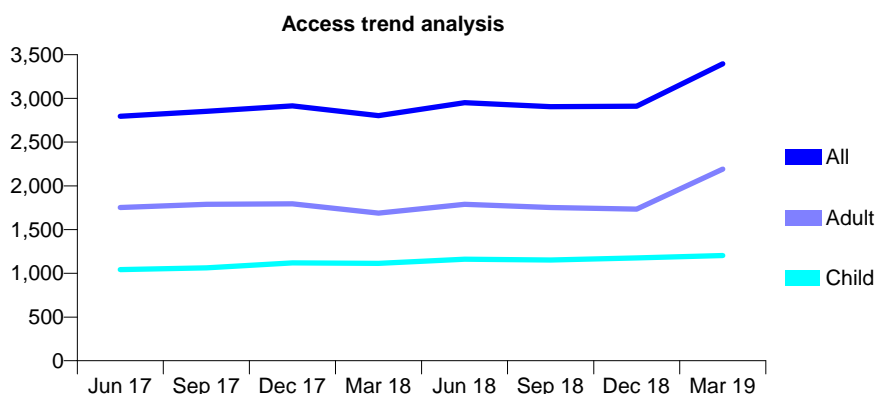
Q68 - Vital Signs At a Glance Contract Report for 122327/0001 - Year end March 2019

Name or company name	Mr O Adelstone, Mr M Patel and Ms P Pate
Contract type name	GDS Contract
Purpose of contract	General
Contract start date	05/02/2014
Contract end date	

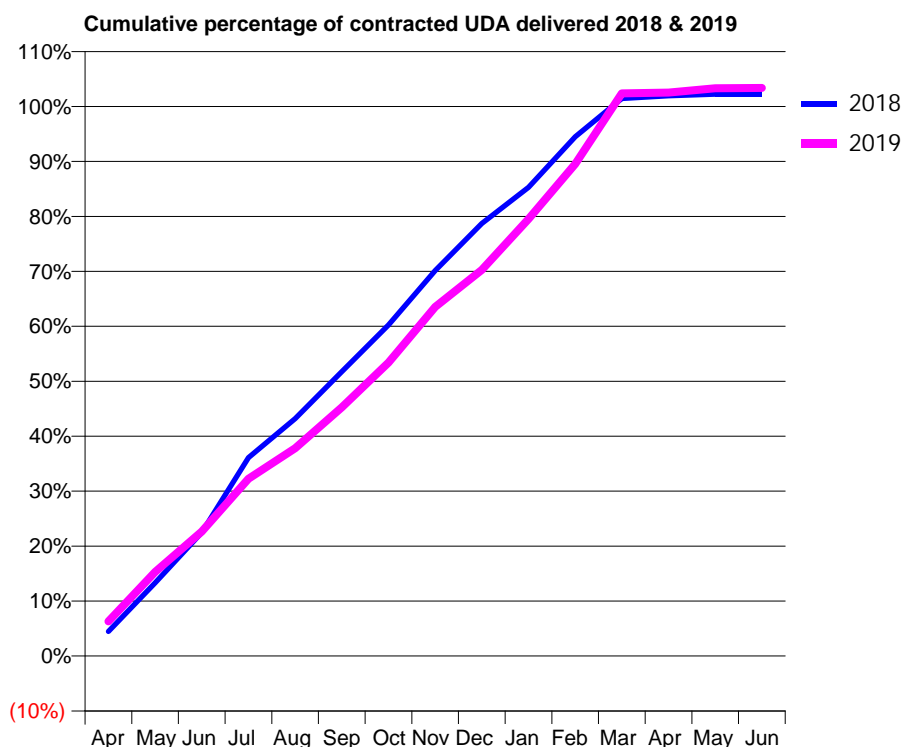
18/19 Contracted general activity (UDA)	9,500
Carry forward general activity (UDA)	0
18/19 Contracted orthodontic activity (UOA)	0
Carry forward orthodontic activity (UOA)	0
Baseline contract value	£259,391.01

ACCESS*

Patients seen in 24 months	Total	Change since previous quarter
Quarter ending March 2018	2,802	
Quarter ending June 2018	2,951	↑
Quarter ending September 2018	2,905	↓
Quarter ending December 2018	2,911	→
Quarter ending March 2019	3,395	↑
Variance since March 2018	21.2%	↑



ACTIVITY



Month	Adjusted Scheduled Activity (UDA)	
	2018	2019
April	425	600
May	1,267	1,452
June	2,135	2,151
July	3,430	3,065
August	4,105	3,594
September	4,914	4,298
October	5,722	5,072
November	6,663	6,037
December	7,478	6,675
January	8,101	7,553
February	8,977	8,505
March	9,637	9,724
April	9,684	9,739
May	9,711	9,815
June	9,711	9,819

QUALITY

	Quantity	Base Number	Contract	AT	Region	England
% of FP17s for the same patient ID Re-attending within 3 months - Children	82	1,666	4.9%	9.6%	11.3%	11.8%
% of FP17s for the same patient ID Re-attending within 3 months - Adults	180	2,351	7.7%	15.2%	15.4%	15.7%
% of FP17s for the same patient ID Re-attending between 3 & 9 months - Children	973	1,666	58.4%	60.2%	61.3%	58.9%
% of FP17s for the same patient ID Re-attending between 3 & 9 months - Adults	678	2,351	28.8%	51.3%	52.1%	50.8%
% of FP17s for Band 1 Urgent Courses	157	4,011	3.9%	9.5%	9.5%	9.1%
% of FP17s Relating to Free Repair or Replacements	0	4,011	0.0%	0.5%	0.6%	0.8%
% of FP17s Relating to Continuations	7	4,011	0.2%	0.8%	0.8%	0.9%
% of Patients satisfied with the dentistry they have received	4	4	N/A	92.4%	92.4%	92.5%
% of Patients satisfied with the time they had to wait for an appointment	4	4	N/A	88.4%	86.3%	87.0%

* This is based on patients treated on this contract for their most recent course of treatment.

Figures in italics indicate the base number of FP17s or Patient Questionnaire responses are less than 100. N/A is shown where the base number of responses is less than 10 during the period. % is calculated as Quantity/Base number*100

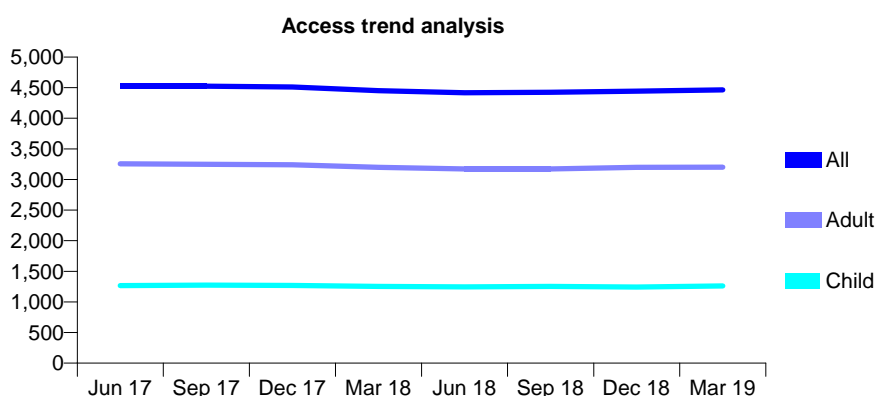
Q68 - Vital Signs At a Glance Contract Report for 122351/0001 - Year end March 2019

Name or company name	DR S KHORAMI LTD
Contract type name	GDS Contract
Purpose of contract	General
Contract start date	01/09/2007
Contract end date	

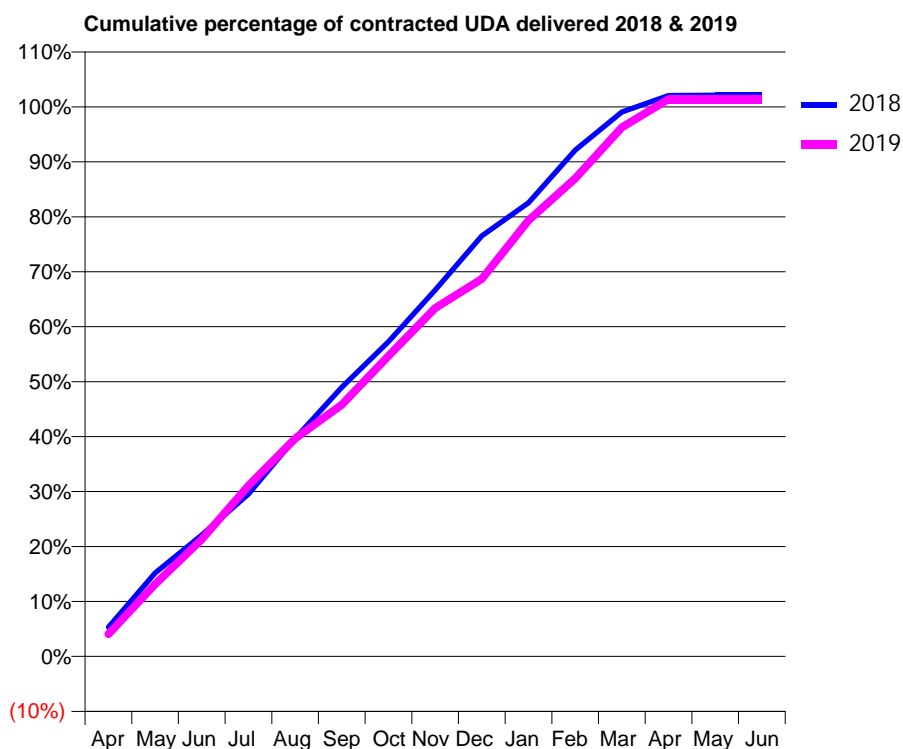
18/19 Contracted general activity (UDA)	8,828
Carry forward general activity (UDA)	0
18/19 Contracted orthodontic activity (UOA)	0
Carry forward orthodontic activity (UOA)	0
Baseline contract value	£241,316.27

ACCESS*

Patients seen in 24 months	Total	Change since previous quarter
Quarter ending March 2018	4,453	
Quarter ending June 2018	4,418	→
Quarter ending September 2018	4,427	→
Quarter ending December 2018	4,443	→
Quarter ending March 2019	4,462	→
Variance since March 2018	0.2%	→



ACTIVITY



Month	Adjusted Scheduled Activity (UDA)	
	2018	2019
April	471	358
May	1,342	1,160
June	1,950	1,879
July	2,609	2,743
August	3,503	3,501
September	4,324	4,043
October	5,055	4,827
November	5,887	5,596
December	6,756	6,064
January	7,286	7,004
February	8,134	7,677
March	8,743	8,498
April	9,009	8,949
May	9,015	8,949
June	9,015	8,949

QUALITY

	Quantity	Base Number	Contract	AT	Region	England
% of FP17s for the same patient ID Re-attending within 3 months - Children	117	2,066	5.7%	9.6%	11.3%	11.8%
% of FP17s for the same patient ID Re-attending within 3 months - Adults	768	5,099	15.1%	15.2%	15.4%	15.7%
% of FP17s for the same patient ID Re-attending between 3 & 9 months - Children	1,413	2,066	68.4%	60.2%	61.3%	58.9%
% of FP17s for the same patient ID Re-attending between 3 & 9 months - Adults	3,086	5,099	60.5%	51.3%	52.1%	50.8%
% of FP17s for Band 1 Urgent Courses	527	5,942	8.9%	9.5%	9.5%	9.1%
% of FP17s Relating to Free Repair or Replacements	23	5,942	0.4%	0.5%	0.6%	0.8%
% of FP17s Relating to Continuations	49	5,942	0.8%	0.8%	0.8%	0.9%
% of Patients satisfied with the dentistry they have received	3	3	N/A	92.4%	92.4%	92.5%
% of Patients satisfied with the time they had to wait for an appointment	3	3	N/A	88.4%	86.3%	87.0%

* This is based on patients treated on this contract for their most recent course of treatment. Figures in italics indicate the base number of FP17s or Patient Questionnaire responses are less than 100. N/A is shown where the base number of responses is less than 10 during the period. % is calculated as Quantity/Base number*100

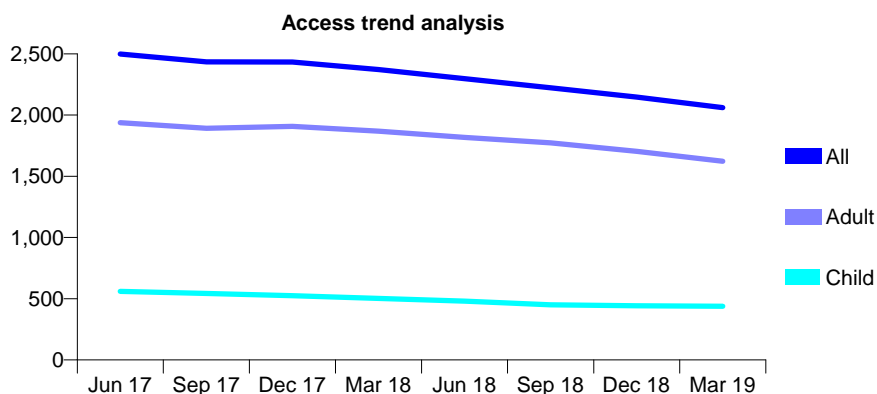
Q68 - Vital Signs At a Glance Contract Report for 122963/0001 - Year end March 2019

Name or company name	Nuvo Dent Ltd
Contract type name	GDS Contract
Purpose of contract	General
Contract start date	01/06/2007
Contract end date	

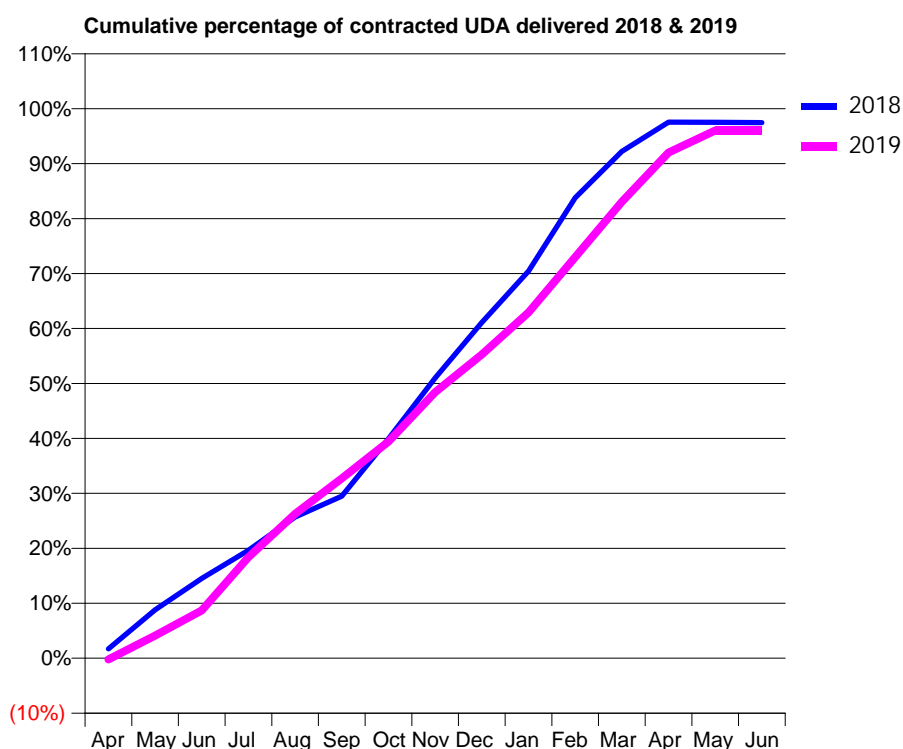
18/19 Contracted general activity (UDA)	7,000
Carry forward general activity (UDA)	176
18/19 Contracted orthodontic activity (UOA)	0
Carry forward orthodontic activity (UOA)	0
Baseline contract value	£228,637.08

ACCESS*

Patients seen in 24 months	Total	Change since previous quarter
Quarter ending March 2018	2,372	
Quarter ending June 2018	2,297	↓
Quarter ending September 2018	2,223	↓
Quarter ending December 2018	2,147	↓
Quarter ending March 2019	2,061	↓
Variance since March 2018	(13.1%)	↓



ACTIVITY



Month	2018	2019
April	119	-17
May	618	289
June	1,017	610
July	1,375	1,288
August	1,801	1,841
September	2,066	2,291
October	2,796	2,759
November	3,571	3,389
December	4,276	3,869
January	4,930	4,404
February	5,867	5,108
March	6,455	5,812
April	6,828	6,440
May	6,826	6,723
June	6,823	6,723

QUALITY

	Quantity	Base Number	Contract	AT	Region	England
% of FP17s for the same patient ID Re-attending within 3 months - Children	44	559	7.9%	9.6%	11.3%	11.8%
% of FP17s for the same patient ID Re-attending within 3 months - Adults	223	1,975	11.3%	15.2%	15.4%	15.7%
% of FP17s for the same patient ID Re-attending between 3 & 9 months - Children	304	559	54.4%	60.2%	61.3%	58.9%
% of FP17s for the same patient ID Re-attending between 3 & 9 months - Adults	1,077	1,975	54.5%	51.3%	52.1%	50.8%
% of FP17s for Band 1 Urgent Courses	161	2,674	6.0%	9.5%	9.5%	9.1%
% of FP17s Relating to Free Repair or Replacements	0	2,674	0.0%	0.5%	0.6%	0.8%
% of FP17s Relating to Continuations	13	2,674	0.5%	0.8%	0.8%	0.9%
% of Patients satisfied with the dentistry they have received	5	5	N/A	92.4%	92.4%	92.5%
% of Patients satisfied with the time they had to wait for an appointment	5	5	N/A	88.4%	86.3%	87.0%

* This is based on patients treated on this contract for their most recent course of treatment. Figures in italics indicate the base number of FP17s or Patient Questionnaire responses are less than 100. N/A is shown where the base number of responses is less than 10 during the period. % is calculated as Quantity/Base number*100

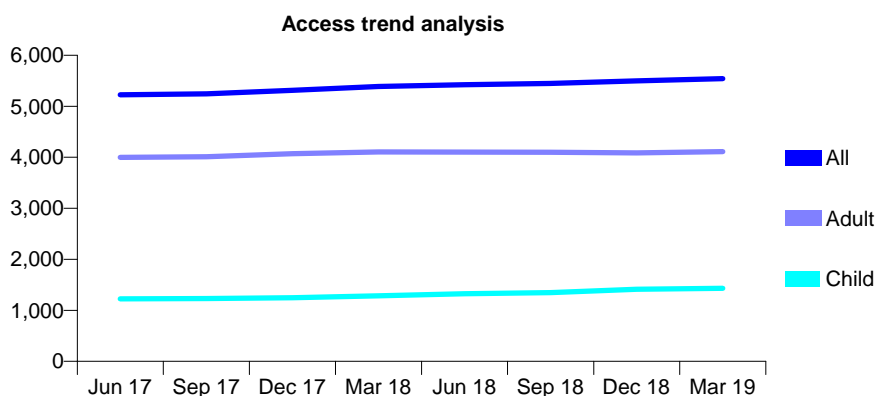
Q68 - Vital Signs At a Glance Contract Report for 123137/0001 - Year end March 2019

Name or company name	South England Dental Practice Partnership
Contract type name	GDS Contract
Purpose of contract	General
Contract start date	01/02/2013
Contract end date	

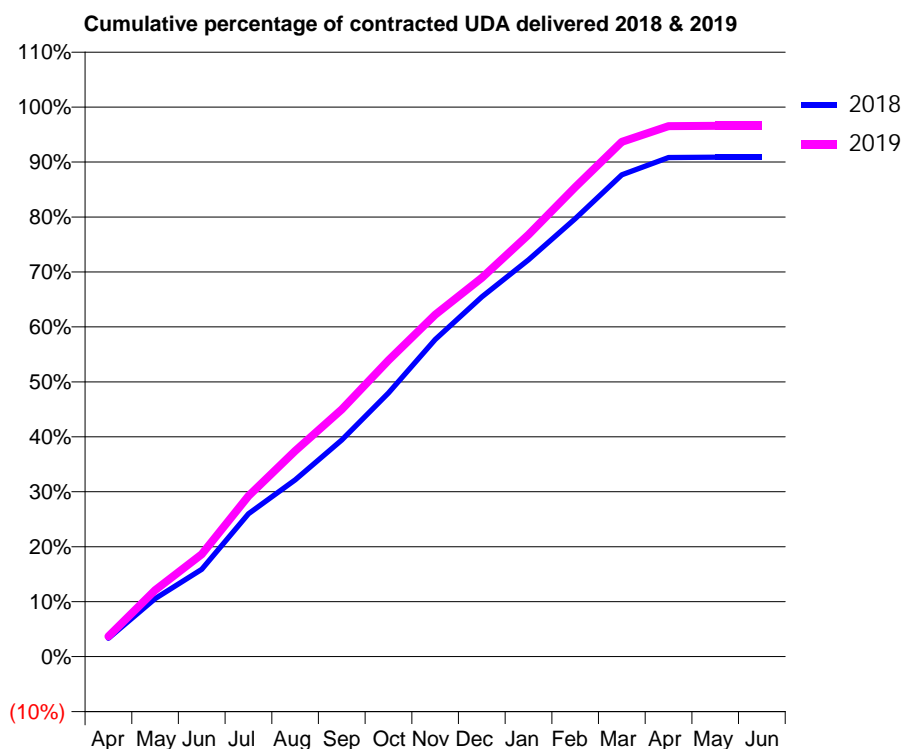
18/19 Contracted general activity (UDA)	14,500
Carry forward general activity (UDA)	0
18/19 Contracted orthodontic activity (UOA)	0
Carry forward orthodontic activity (UOA)	0
Baseline contract value	£397,181.27

ACCESS*

Patients seen in 24 months	Total	Change since previous quarter
Quarter ending March 2018	5,390	
Quarter ending June 2018	5,424	→
Quarter ending September 2018	5,446	→
Quarter ending December 2018	5,500	→
Quarter ending March 2019	5,541	→
Variance since March 2018	2.8%	↑



ACTIVITY



Month	Adjusted Scheduled Activity (UDA)	
	2018	2019
April	484	536
May	1,533	1,754
June	2,303	2,699
July	3,769	4,239
August	4,664	5,427
September	5,715	6,523
October	6,958	7,821
November	8,367	9,020
December	9,490	9,992
January	10,471	11,137
February	11,553	12,386
March	12,712	13,580
April	13,169	13,995
May	13,174	14,002
June	13,176	14,003

QUALITY

	Quantity	Base Number	Contract	AT	Region	England
% of FP17s for the same patient ID Re-attending within 3 months - Children	100	1,707	5.9%	9.6%	11.3%	11.8%
% of FP17s for the same patient ID Re-attending within 3 months - Adults	404	4,164	9.7%	15.2%	15.4%	15.7%
% of FP17s for the same patient ID Re-attending between 3 & 9 months - Children	787	1,707	46.1%	60.2%	61.3%	58.9%
% of FP17s for the same patient ID Re-attending between 3 & 9 months - Adults	1,621	4,164	38.9%	51.3%	52.1%	50.8%
% of FP17s for Band 1 Urgent Courses	442	5,851	7.6%	9.5%	9.5%	9.1%
% of FP17s Relating to Free Repair or Replacements	16	5,851	0.3%	0.5%	0.6%	0.8%
% of FP17s Relating to Continuations	61	5,851	1.0%	0.8%	0.8%	0.9%
% of Patients satisfied with the dentistry they have received	1	1	N/A	92.4%	92.4%	92.5%
% of Patients satisfied with the time they had to wait for an appointment	1	1	N/A	88.4%	86.3%	87.0%

* This is based on patients treated on this contract for their most recent course of treatment. Figures in italics indicate the base number of FP17s or Patient Questionnaire responses are less than 100. N/A is shown where the base number of responses is less than 10 during the period. % is calculated as Quantity/Base number*100

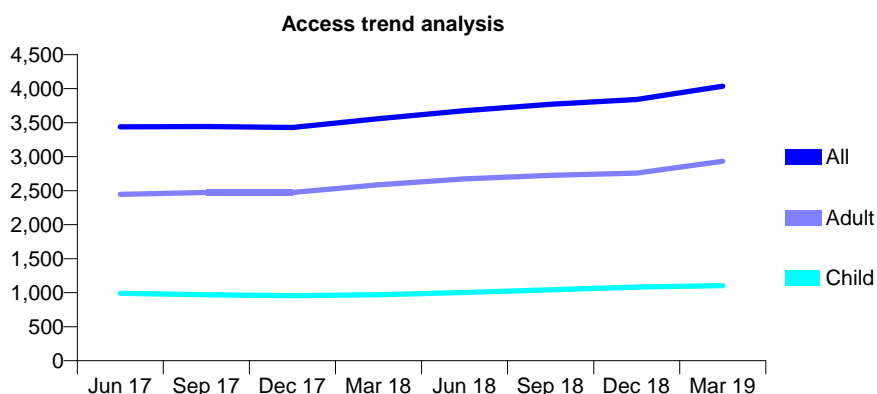
Q68 - Vital Signs At a Glance Contract Report for 123196/0001 - Year end March 2019

Name or company name	Hangleton Dental Practice Limited
Contract type name	GDS Contract
Purpose of contract	General
Contract start date	01/09/2007
Contract end date	

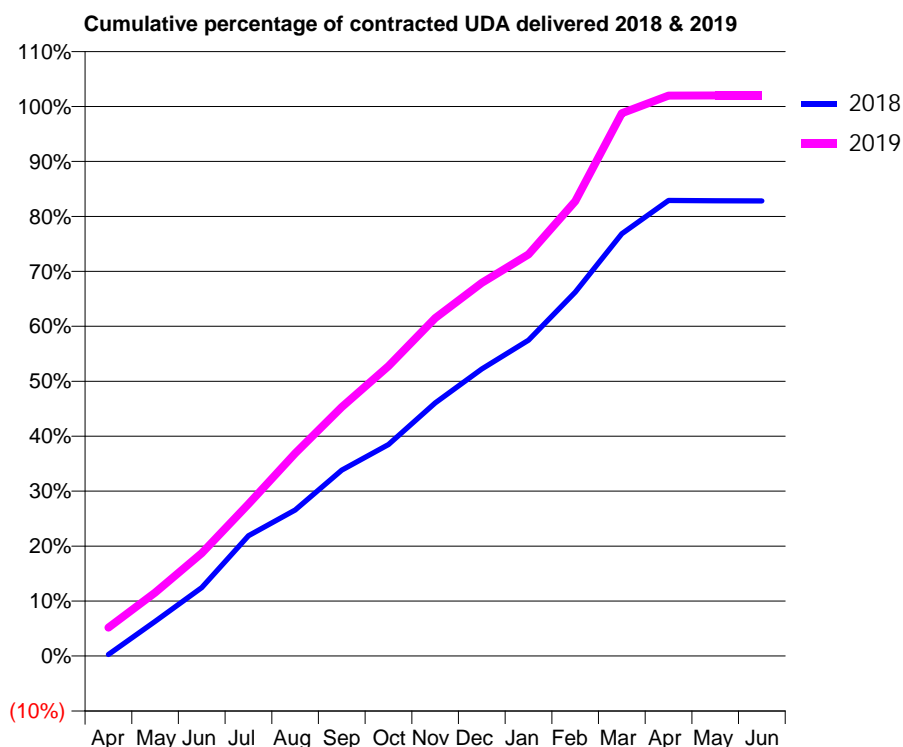
18/19 Contracted general activity (UDA)	11,721
Carry forward general activity (UDA)	0
18/19 Contracted orthodontic activity (UOA)	0
Carry forward orthodontic activity (UOA)	0
Baseline contract value	£304,971.37

ACCESS*

Patients seen in 24 months	Total	Change since previous quarter
Quarter ending March 2018	3,559	
Quarter ending June 2018	3,675	↑
Quarter ending September 2018	3,771	↑
Quarter ending December 2018	3,842	→
Quarter ending March 2019	4,037	↑
Variance since March 2018	13.4%	↑



ACTIVITY



Month	Adjusted Scheduled Activity (UDA)	
	2018	2019
April	31	607
May	741	1,354
June	1,460	2,195
July	2,567	3,242
August	3,117	4,323
September	3,963	5,310
October	4,511	6,182
November	5,396	7,205
December	6,122	7,958
January	6,735	8,565
February	7,761	9,700
March	9,007	11,575
April	9,718	11,955
May	9,709	11,957
June	9,706	11,956

QUALITY

	Quantity	Base Number	Contract	AT	Region	England
% of FP17s for the same patient ID Re-attending within 3 months - Children	84	1,586	5.3%	9.6%	11.3%	11.8%
% of FP17s for the same patient ID Re-attending within 3 months - Adults	431	3,862	11.2%	15.2%	15.4%	15.7%
% of FP17s for the same patient ID Re-attending between 3 & 9 months - Children	888	1,586	56.0%	60.2%	61.3%	58.9%
% of FP17s for the same patient ID Re-attending between 3 & 9 months - Adults	1,756	3,862	45.5%	51.3%	52.1%	50.8%
% of FP17s for Band 1 Urgent Courses	478	5,419	8.8%	9.5%	9.5%	9.1%
% of FP17s Relating to Free Repair or Replacements	8	5,419	0.1%	0.5%	0.6%	0.8%
% of FP17s Relating to Continuations	12	5,419	0.2%	0.8%	0.8%	0.9%
% of Patients satisfied with the dentistry they have received	2	2	N/A	92.4%	92.4%	92.5%
% of Patients satisfied with the time they had to wait for an appointment	1	2	N/A	88.4%	86.3%	87.0%

* This is based on patients treated on this contract for their most recent course of treatment.

Figures in italics indicate the base number of FP17s or Patient Questionnaire responses are less than 100. N/A is shown where the base number of responses is less than 10 during the period. % is calculated as Quantity/Base number*100

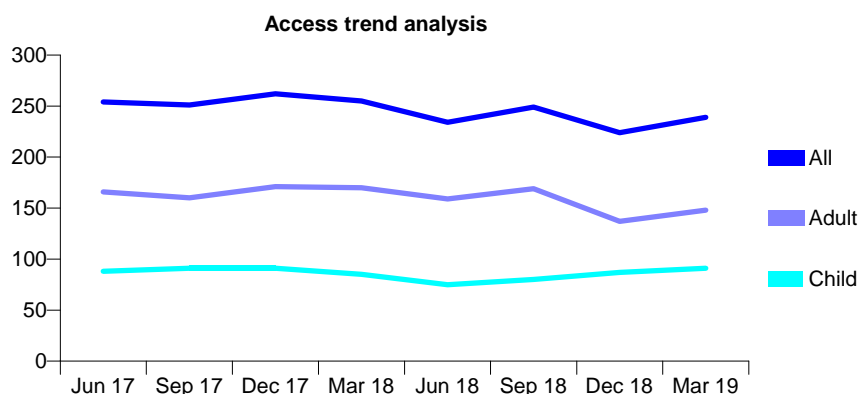
Q68 - Vital Signs At a Glance Contract Report for 123323/0001 - Year end March 2019

Name or company name	Guyver & Patel
Contract type name	GDS Contract
Purpose of contract	General
Contract start date	01/08/2013
Contract end date	

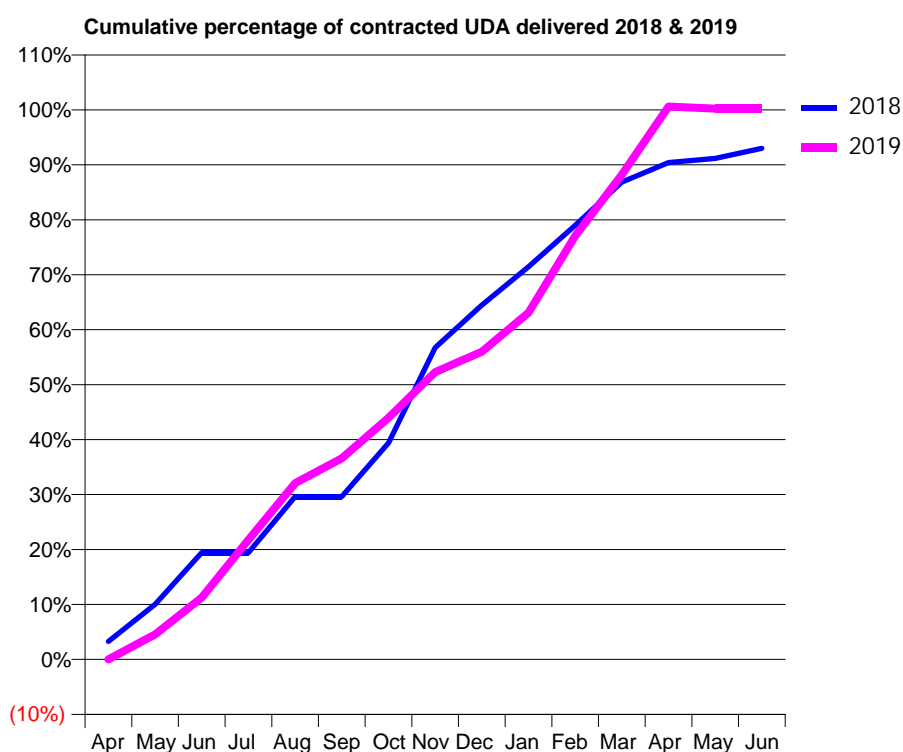
18/19 Contracted general activity (UDA)	820
Carry forward general activity (UDA)	0
18/19 Contracted orthodontic activity (UOA)	0
Carry forward orthodontic activity (UOA)	0
Baseline contract value	£23,189.00

ACCESS*

Patients seen in 24 months	Total	Change since previous quarter
Quarter ending March 2018	255	
Quarter ending June 2018	234	↓
Quarter ending September 2018	249	↑
Quarter ending December 2018	224	↓
Quarter ending March 2019	239	↑
Variance since March 2018	(6.3%)	↓



ACTIVITY



Month	Adjusted Scheduled Activity (UDA)	
	2018	2019
April	27	0
May	82	37
June	159	92
July	159	179
August	243	263
September	243	300
October	323	360
November	465	429
December	529	459
January	586	517
February	648	632
March	712	723
April	741	825
May	748	822
June	763	822

QUALITY

	Quantity	Base Number	Contract	AT	Region	England
% of FP17s for the same patient ID Re-attending within 3 months - Children	6	111	5.4%	9.6%	11.3%	11.8%
% of FP17s for the same patient ID Re-attending within 3 months - Adults	31	169	18.3%	15.2%	15.4%	15.7%
% of FP17s for the same patient ID Re-attending between 3 & 9 months - Children	45	111	40.5%	60.2%	61.3%	58.9%
% of FP17s for the same patient ID Re-attending between 3 & 9 months - Adults	67	169	39.6%	51.3%	52.1%	50.8%
% of FP17s for Band 1 Urgent Courses	35	283	12.4%	9.5%	9.5%	9.1%
% of FP17s Relating to Free Repair or Replacements	0	283	0.0%	0.5%	0.6%	0.8%
% of FP17s Relating to Continuations	3	283	1.1%	0.8%	0.8%	0.9%
% of Patients satisfied with the dentistry they have received	0	0	N/A	92.4%	92.4%	92.5%
% of Patients satisfied with the time they had to wait for an appointment	0	0	N/A	88.4%	86.3%	87.0%

* This is based on patients treated on this contract for their most recent course of treatment. Figures in italics indicate the base number of FP17s or Patient Questionnaire responses are less than 100. N/A is shown where the base number of responses is less than 10 during the period. % is calculated as Quantity/Base number*100

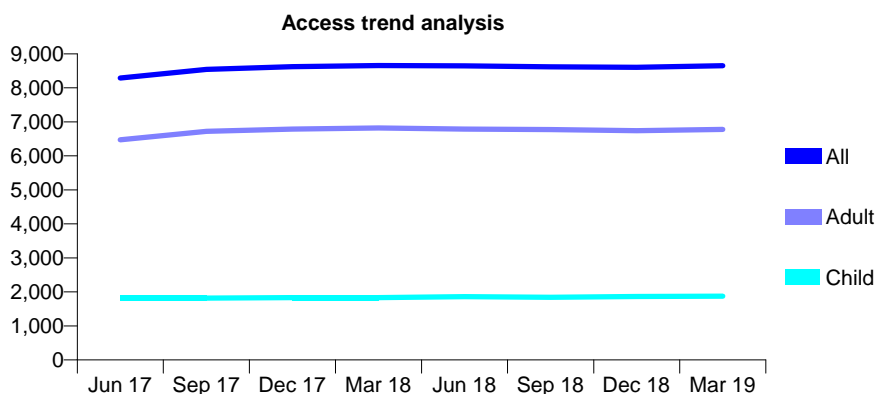
Q68 - Vital Signs At a Glance Contract Report for 123773/0002 - Year end March 2019

Name or company name	Dr Simon J Chard and Dr Meghan P Chard
Contract type name	GDS Contract
Purpose of contract	General
Contract start date	07/09/2015
Contract end date	

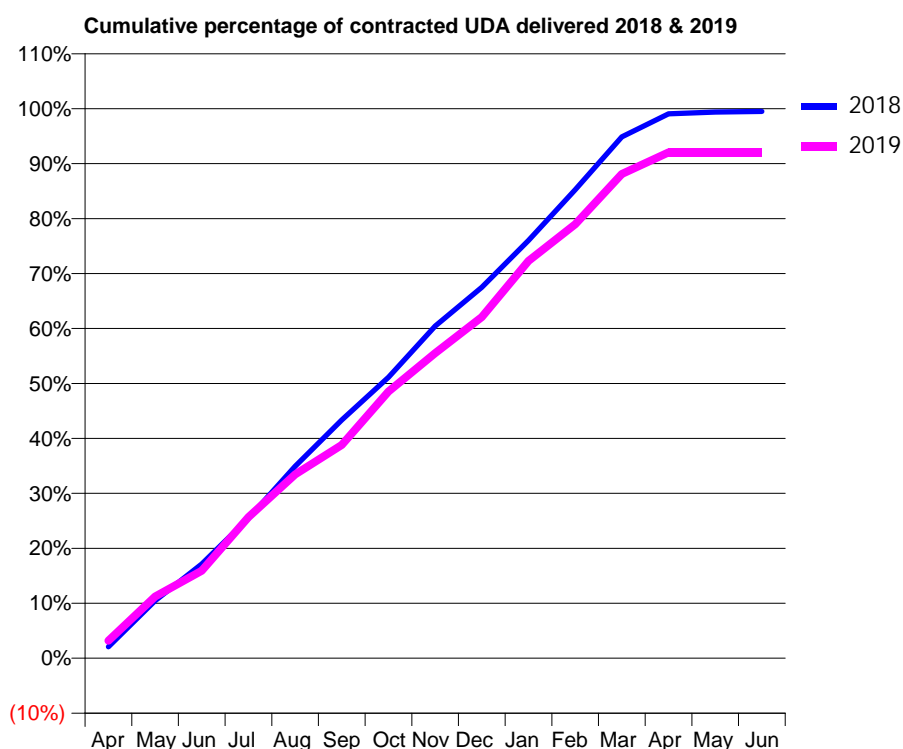
18/19 Contracted general activity (UDA)	24,746
Carry forward general activity (UDA)	128
18/19 Contracted orthodontic activity (UOA)	0
Carry forward orthodontic activity (UOA)	0
Baseline contract value	£599,784.79

ACCESS*

Patients seen in 24 months	Total	Change since previous quarter
Quarter ending March 2018	8,655	
Quarter ending June 2018	8,648	→
Quarter ending September 2018	8,617	→
Quarter ending December 2018	8,605	→
Quarter ending March 2019	8,654	→
Variance since March 2018	(0.0%)	→



ACTIVITY



Adjusted Scheduled Activity (UDA)		
Month	2018	2019
April	521	792
May	2,592	2,779
June	4,240	3,939
July	6,301	6,348
August	8,647	8,279
September	10,727	9,602
October	12,651	12,013
November	14,955	13,743
December	16,702	15,362
January	18,809	17,891
February	21,101	19,544
March	23,478	21,802
April	24,513	22,774
May	24,594	22,776
June	24,617	22,776

QUALITY

	Quantity	Base Number	Contract	AT	Region	England
% of FP17s for the same patient ID Re-attending within 3 months - Children	190	2,943	6.5%	9.6%	11.3%	11.8%
% of FP17s for the same patient ID Re-attending within 3 months - Adults	1,837	10,053	18.3%	15.2%	15.4%	15.7%
% of FP17s for the same patient ID Re-attending between 3 & 9 months - Children	1,955	2,943	66.4%	60.2%	61.3%	58.9%
% of FP17s for the same patient ID Re-attending between 3 & 9 months - Adults	5,718	10,053	56.9%	51.3%	52.1%	50.8%
% of FP17s for Band 1 Urgent Courses	1,665	12,946	12.9%	9.5%	9.5%	9.1%
% of FP17s Relating to Free Repair or Replacements	70	12,946	0.5%	0.5%	0.6%	0.8%
% of FP17s Relating to Continuations	217	12,946	1.7%	0.8%	0.8%	0.9%
% of Patients satisfied with the dentistry they have received	3	3	N/A	92.4%	92.4%	92.5%
% of Patients satisfied with the time they had to wait for an appointment	3	3	N/A	88.4%	86.3%	87.0%

* This is based on patients treated on this contract for their most recent course of treatment.

Figures in italics indicate the base number of FP17s or Patient Questionnaire responses are less than 100. N/A is shown where the base number of responses is less than 10 during the period. % is calculated as Quantity/Base number*100

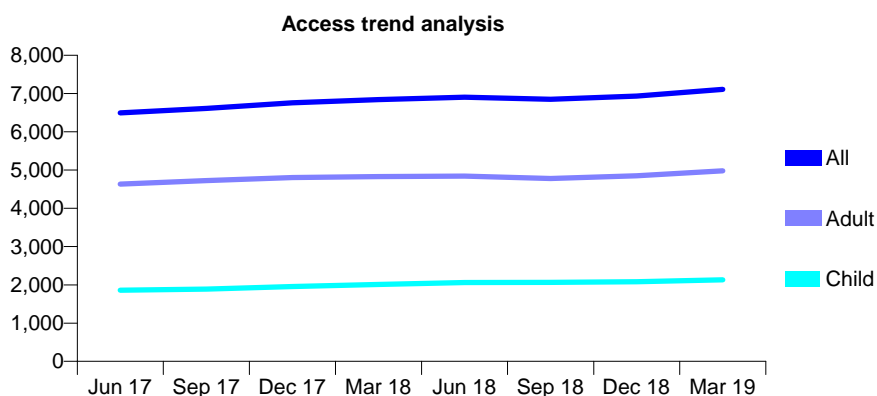
Q68 - Vital Signs At a Glance Contract Report for 125776/0004 - Year end March 2019

Name or company name	Apex Dental Care Ltd
Contract type name	GDS Contract
Purpose of contract	General
Contract start date	01/08/2009
Contract end date	

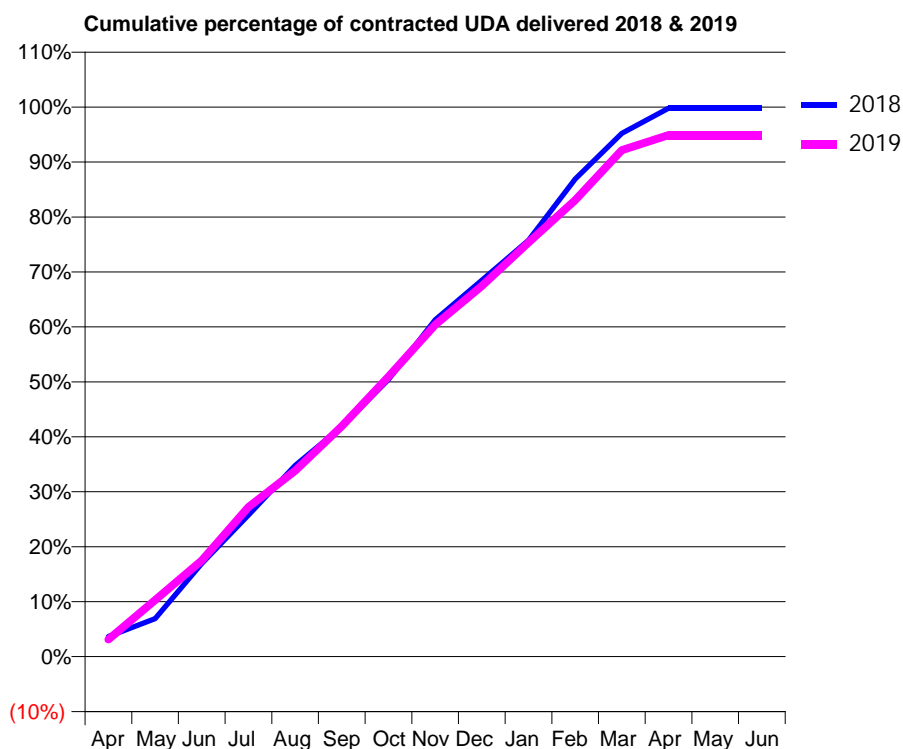
18/19 Contracted general activity (UDA)	16,978
Carry forward general activity (UDA)	34
18/19 Contracted orthodontic activity (UOA)	0
Carry forward orthodontic activity (UOA)	0
Baseline contract value	£427,555.61

ACCESS*

Patients seen in 24 months	Total	Change since previous quarter
Quarter ending March 2018	6,841	
Quarter ending June 2018	6,902	→
Quarter ending September 2018	6,849	→
Quarter ending December 2018	6,934	→
Quarter ending March 2019	7,110	↑
Variance since March 2018	3.9%	↑



ACTIVITY



Month	Adjusted Scheduled Activity (UDA)	
	2018	2019
April	620	534
May	1,175	1,750
June	2,872	2,967
July	4,373	4,619
August	5,908	5,747
September	7,107	7,117
October	8,563	8,649
November	10,404	10,252
December	11,627	11,448
January	12,866	12,795
February	14,758	14,103
March	16,166	15,645
April	16,942	16,110
May	16,943	16,110
June	16,943	16,111

QUALITY

	Quantity	Base Number	Contract	AT	Region	England
% of FP17s for the same patient ID Re-attending within 3 months - Children	306	3,688	8.3%	9.6%	11.3%	11.8%
% of FP17s for the same patient ID Re-attending within 3 months - Adults	865	7,537	11.5%	15.2%	15.4%	15.7%
% of FP17s for the same patient ID Re-attending between 3 & 9 months - Children	2,473	3,688	67.1%	60.2%	61.3%	58.9%
% of FP17s for the same patient ID Re-attending between 3 & 9 months - Adults	4,810	7,537	63.8%	51.3%	52.1%	50.8%
% of FP17s for Band 1 Urgent Courses	831	10,922	7.6%	9.5%	9.5%	9.1%
% of FP17s Relating to Free Repair or Replacements	78	10,922	0.7%	0.5%	0.6%	0.8%
% of FP17s Relating to Continuations	16	10,922	0.1%	0.8%	0.8%	0.9%
% of Patients satisfied with the dentistry they have received	1	1	N/A	92.4%	92.4%	92.5%
% of Patients satisfied with the time they had to wait for an appointment	1	1	N/A	88.4%	86.3%	87.0%

* This is based on patients treated on this contract for their most recent course of treatment. Figures in italics indicate the base number of FP17s or Patient Questionnaire responses are less than 100. N/A is shown where the base number of responses is less than 10 during the period. % is calculated as Quantity/Base number*100

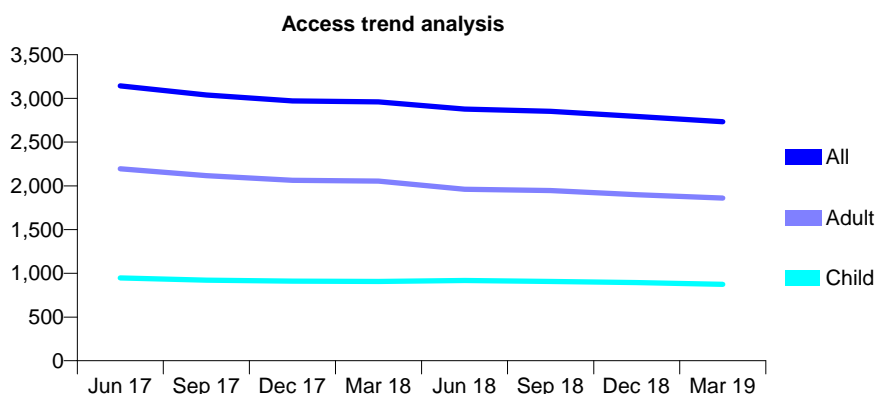
Q68 - Vital Signs At a Glance Contract Report for 125776/0005 - Year end March 2019

Name or company name	Apex Dental Care Ltd
Contract type name	GDS Contract
Purpose of contract	General
Contract start date	01/08/2009
Contract end date	

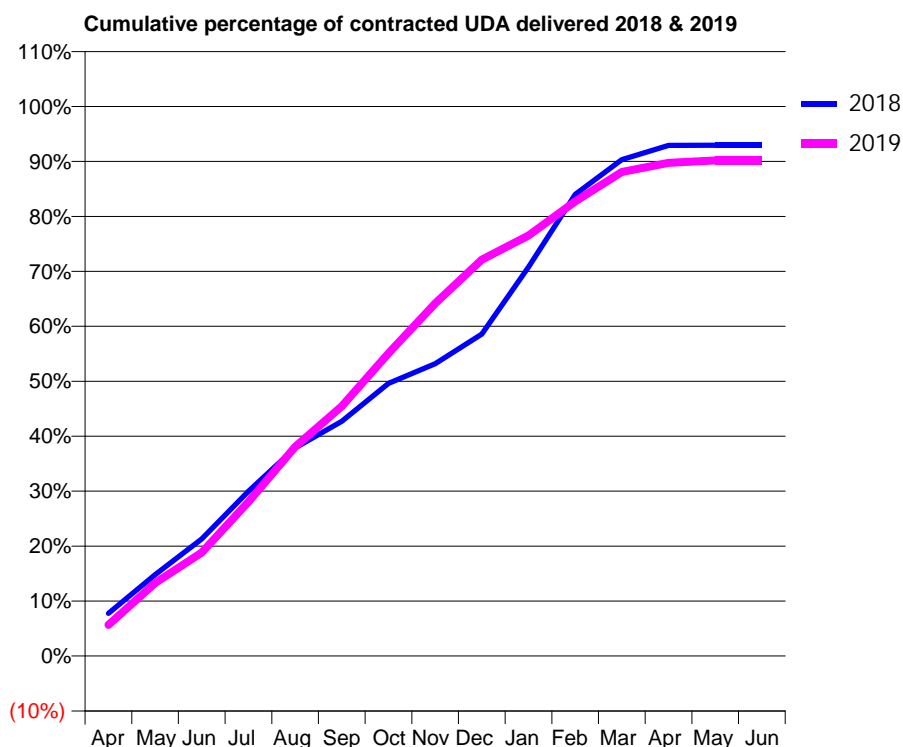
18/19 Contracted general activity (UDA)	7,125
Carry forward general activity (UDA)	0
18/19 Contracted orthodontic activity (UOA)	0
Carry forward orthodontic activity (UOA)	0
Baseline contract value	£193,158.70

ACCESS*

Patients seen in 24 months	Total	Change since previous quarter
Quarter ending March 2018	2,960	
Quarter ending June 2018	2,878	↓
Quarter ending September 2018	2,852	→
Quarter ending December 2018	2,793	↓
Quarter ending March 2019	2,733	↓
Variance since March 2018	(7.7%)	↓



ACTIVITY



Month	Adjusted Scheduled Activity (UDA)	
	2018	2019
April	553	404
May	1,055	948
June	1,519	1,342
July	2,136	2,000
August	2,697	2,714
September	3,045	3,237
October	3,534	3,926
November	3,789	4,573
December	4,175	5,139
January	5,042	5,453
February	5,986	5,893
March	6,435	6,275
April	6,620	6,393
May	6,621	6,426
June	6,621	6,426

QUALITY

	Quantity	Base Number	Contract	AT	Region	England
% of FP17s for the same patient ID Re-attending within 3 months - Children	92	1,362	6.8%	9.6%	11.3%	11.8%
% of FP17s for the same patient ID Re-attending within 3 months - Adults	365	2,457	14.9%	15.2%	15.4%	15.7%
% of FP17s for the same patient ID Re-attending between 3 & 9 months - Children	889	1,362	65.3%	60.2%	61.3%	58.9%
% of FP17s for the same patient ID Re-attending between 3 & 9 months - Adults	1,359	2,457	55.3%	51.3%	52.1%	50.8%
% of FP17s for Band 1 Urgent Courses	421	3,890	10.8%	9.5%	9.5%	9.1%
% of FP17s Relating to Free Repair or Replacements	30	3,890	0.8%	0.5%	0.6%	0.8%
% of FP17s Relating to Continuations	10	3,890	0.3%	0.8%	0.8%	0.9%
% of Patients satisfied with the dentistry they have received	1	1	N/A	92.4%	92.4%	92.5%
% of Patients satisfied with the time they had to wait for an appointment	1	1	N/A	88.4%	86.3%	87.0%

* This is based on patients treated on this contract for their most recent course of treatment. Figures in italics indicate the base number of FP17s or Patient Questionnaire responses are less than 100. N/A is shown where the base number of responses is less than 10 during the period. % is calculated as Quantity/Base number*100

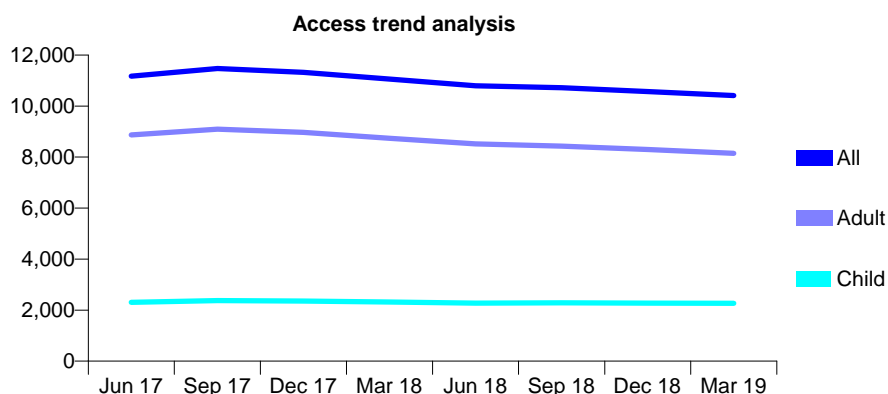
Q68 - Vital Signs At a Glance Contract Report for 125776/0011 - Year end March 2019

Name or company name	Apex Dental Care Ltd
Contract type name	GDS Contract
Purpose of contract	General
Contract start date	01/06/2011
Contract end date	

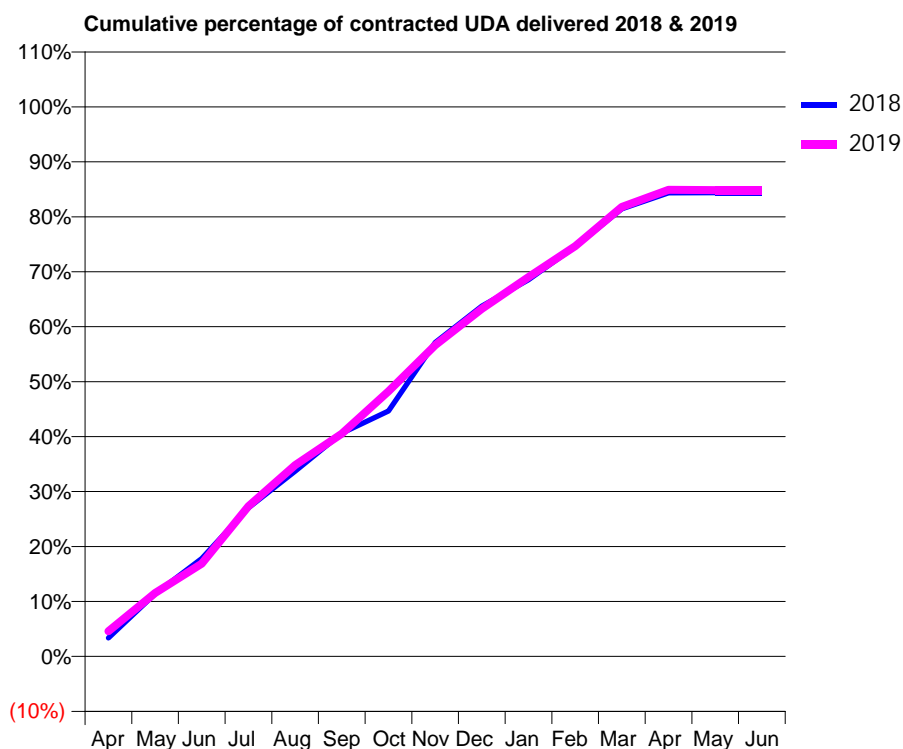
18/19 Contracted general activity (UDA)	36,901
Carry forward general activity (UDA)	0
18/19 Contracted orthodontic activity (UOA)	0
Carry forward orthodontic activity (UOA)	0
Baseline contract value	£970,868.73

ACCESS*

Patients seen in 24 months	Total	Change since previous quarter
Quarter ending March 2018	11,057	
Quarter ending June 2018	10,793	↓
Quarter ending September 2018	10,721	→
Quarter ending December 2018	10,570	↓
Quarter ending March 2019	10,412	↓
Variance since March 2018	(5.8%)	↓



ACTIVITY



Month	Adjusted Scheduled Activity (UDA)	
	2018	2019
April	1,340	1,699
May	4,554	4,263
June	7,112	6,227
July	10,792	10,085
August	13,451	12,847
September	16,205	14,946
October	17,823	17,805
November	22,789	20,894
December	25,431	23,342
January	27,346	25,468
February	29,769	27,551
March	32,498	30,178
April	33,659	31,325
May	33,668	31,312
June	33,672	31,306

QUALITY

	Quantity	Base Number	Contract	AT	Region	England
% of FP17s for the same patient ID Re-attending within 3 months - Children	274	3,319	8.3%	9.6%	11.3%	11.8%
% of FP17s for the same patient ID Re-attending within 3 months - Adults	1,930	11,750	16.4%	15.2%	15.4%	15.7%
% of FP17s for the same patient ID Re-attending between 3 & 9 months - Children	2,098	3,319	63.2%	60.2%	61.3%	58.9%
% of FP17s for the same patient ID Re-attending between 3 & 9 months - Adults	7,092	11,750	60.4%	51.3%	52.1%	50.8%
% of FP17s for Band 1 Urgent Courses	1,983	15,017	13.2%	9.5%	9.5%	9.1%
% of FP17s Relating to Free Repair or Replacements	101	15,017	0.7%	0.5%	0.6%	0.8%
% of FP17s Relating to Continuations	52	15,017	0.3%	0.8%	0.8%	0.9%
% of Patients satisfied with the dentistry they have received	5	5	N/A	92.4%	92.4%	92.5%
% of Patients satisfied with the time they had to wait for an appointment	5	5	N/A	88.4%	86.3%	87.0%

* This is based on patients treated on this contract for their most recent course of treatment. Figures in italics indicate the base number of FP17s or Patient Questionnaire responses are less than 100. N/A is shown where the base number of responses is less than 10 during the period. % is calculated as Quantity/Base number*100

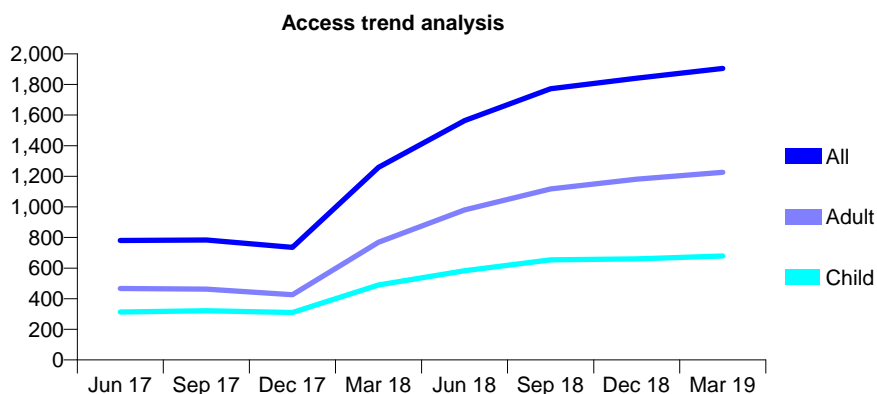
Q68 - Vital Signs At a Glance Contract Report for 125776/0013 - Year end March 2019

Name or company name	Apex Dental Care Ltd
Contract type name	GDS Contract
Purpose of contract	General
Contract start date	09/02/2013
Contract end date	

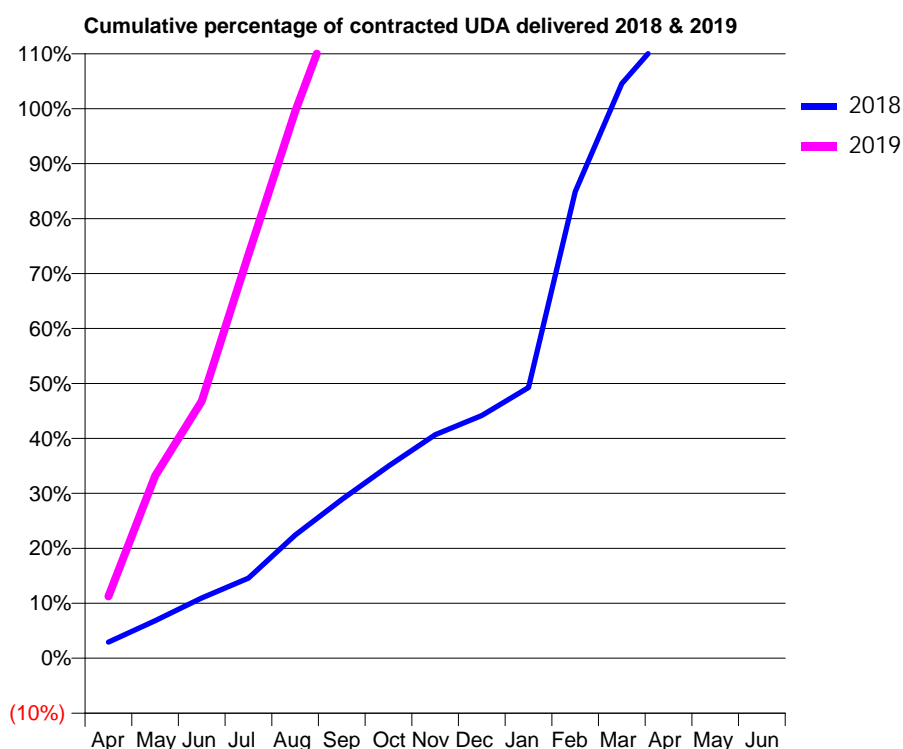
18/19 Contracted general activity (UDA)	2,035
Carry forward general activity (UDA)	0
18/19 Contracted orthodontic activity (UOA)	0
Carry forward orthodontic activity (UOA)	0
Baseline contract value	£57,052.64

ACCESS*

Patients seen in 24 months	Total	Change since previous quarter
Quarter ending March 2018	1,259	
Quarter ending June 2018	1,564	↑
Quarter ending September 2018	1,772	↑
Quarter ending December 2018	1,841	↑
Quarter ending March 2019	1,905	↑
Variance since March 2018	51.3%	↑



ACTIVITY



Month	Adjusted Scheduled Activity (UDA)	
	2018	2019
April	60	229
May	139	675
June	223	952
July	296	1,494
August	456	2,025
September	588	2,486
October	712	3,117
November	828	3,640
December	899	4,071
January	1,003	4,571
February	1,728	5,036
March	2,128	5,414
April	2,325	5,621
May	2,324	5,283
June	2,320	5,283

QUALITY

	Quantity	Base Number	Contract	AT	Region	England
% of FP17s for the same patient ID Re-attending within 3 months - Children	84	1,103	7.6%	9.6%	11.3%	11.8%
% of FP17s for the same patient ID Re-attending within 3 months - Adults	353	2,008	17.6%	15.2%	15.4%	15.7%
% of FP17s for the same patient ID Re-attending between 3 & 9 months - Children	582	1,103	52.8%	60.2%	61.3%	58.9%
% of FP17s for the same patient ID Re-attending between 3 & 9 months - Adults	890	2,008	44.3%	51.3%	52.1%	50.8%
% of FP17s for Band 1 Urgent Courses	362	2,914	12.4%	9.5%	9.5%	9.1%
% of FP17s Relating to Free Repair or Replacements	1	2,914	0.0%	0.5%	0.6%	0.8%
% of FP17s Relating to Continuations	36	2,914	1.2%	0.8%	0.8%	0.9%
% of Patients satisfied with the dentistry they have received	0	0	N/A	92.4%	92.4%	92.5%
% of Patients satisfied with the time they had to wait for an appointment	0	0	N/A	88.4%	86.3%	87.0%

* This is based on patients treated on this contract for their most recent course of treatment.

Figures in italics indicate the base number of FP17s or Patient Questionnaire responses are less than 100. N/A is shown where the base number of responses is less than 10 during the period. % is calculated as Quantity/Base number*100

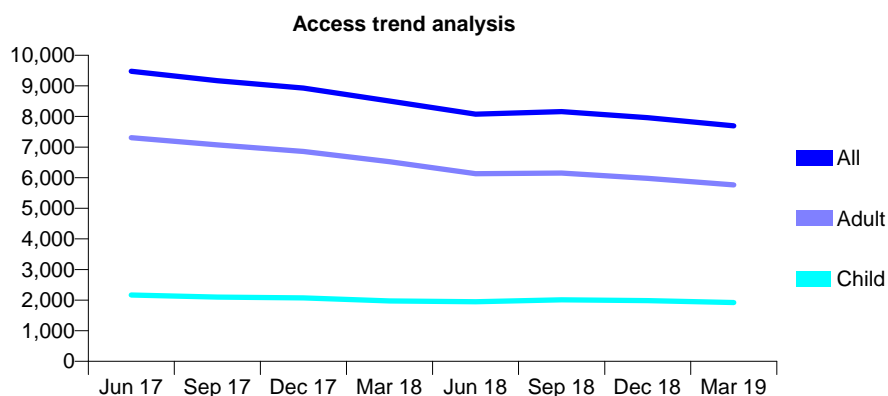
Q68 - Vital Signs At a Glance Contract Report for 125776/0014 - Year end March 2019

Name or company name	Apex Dental Care Ltd
Contract type name	GDS Contract
Purpose of contract	General
Contract start date	09/02/2013
Contract end date	

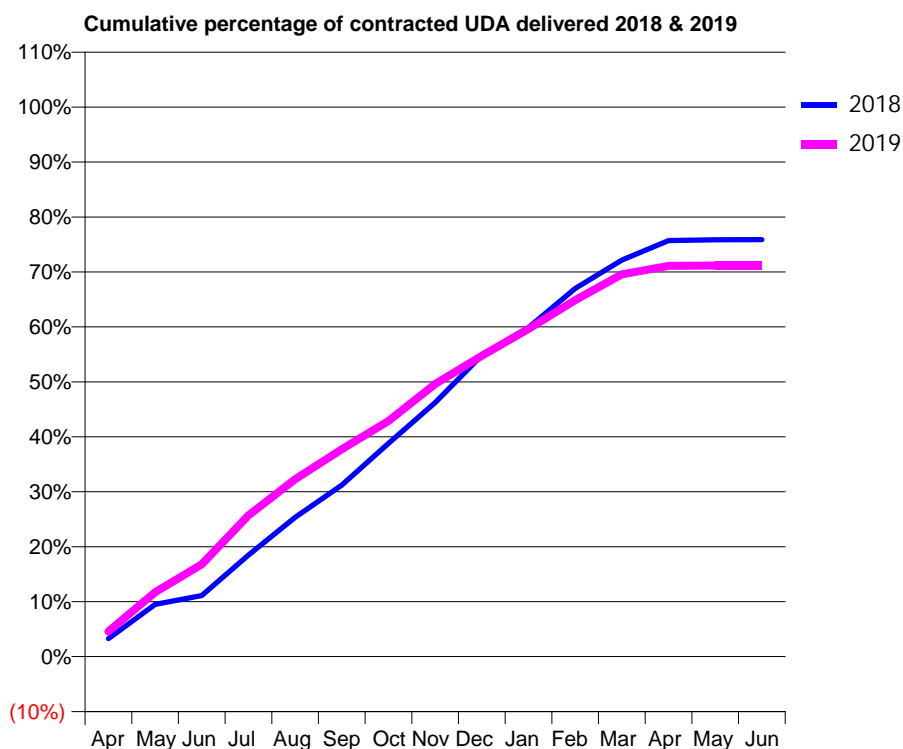
18/19 Contracted general activity (UDA)	30,661
Carry forward general activity (UDA)	0
18/19 Contracted orthodontic activity (UOA)	0
Carry forward orthodontic activity (UOA)	0
Baseline contract value	£857,261.58

ACCESS*

Patients seen in 24 months	Total	Change since previous quarter
Quarter ending March 2018	8,505	
Quarter ending June 2018	8,076	↓
Quarter ending September 2018	8,161	→
Quarter ending December 2018	7,964	↓
Quarter ending March 2019	7,692	↓
Variance since March 2018	(9.6%)	↓



ACTIVITY



Month	Adjusted Scheduled Activity (UDA)	
	2018	2019
April	1,007	1,410
May	2,917	3,598
June	3,402	5,145
July	5,665	7,885
August	7,774	9,900
September	9,571	11,569
October	11,897	13,151
November	14,176	15,215
December	16,809	16,785
January	18,364	18,286
February	20,542	19,890
March	22,124	21,327
April	23,212	21,798
May	23,258	21,818
June	23,261	21,818

QUALITY

	Quantity	Base Number	Contract	AT	Region	England
% of FP17s for the same patient ID Re-attending within 3 months - Children	164	2,525	6.5%	9.6%	11.3%	11.8%
% of FP17s for the same patient ID Re-attending within 3 months - Adults	1,127	8,000	14.1%	15.2%	15.4%	15.7%
% of FP17s for the same patient ID Re-attending between 3 & 9 months - Children	1,315	2,525	52.1%	60.2%	61.3%	58.9%
% of FP17s for the same patient ID Re-attending between 3 & 9 months - Adults	4,323	8,000	54.0%	51.3%	52.1%	50.8%
% of FP17s for Band 1 Urgent Courses	777	10,151	7.7%	9.5%	9.5%	9.1%
% of FP17s Relating to Free Repair or Replacements	59	10,151	0.6%	0.5%	0.6%	0.8%
% of FP17s Relating to Continuations	149	10,151	1.5%	0.8%	0.8%	0.9%
% of Patients satisfied with the dentistry they have received	1	1	N/A	92.4%	92.4%	92.5%
% of Patients satisfied with the time they had to wait for an appointment	1	1	N/A	88.4%	86.3%	87.0%

* This is based on patients treated on this contract for their most recent course of treatment. Figures in italics indicate the base number of FP17s or Patient Questionnaire responses are less than 100. N/A is shown where the base number of responses is less than 10 during the period. % is calculated as Quantity/Base number*100

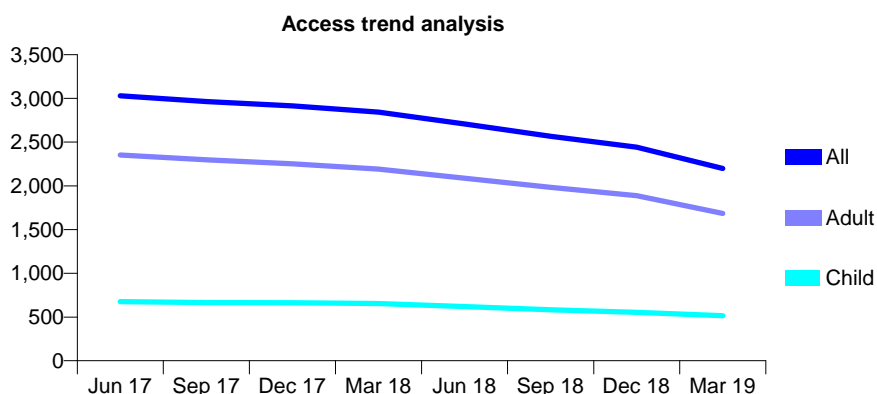
Q68 - Vital Signs At a Glance Contract Report for 126470/0001 - Year end March 2019

Name or company name	Steyning Dental Care Ltd
Contract type name	GDS Contract
Purpose of contract	General
Contract start date	01/05/2011
Contract end date	

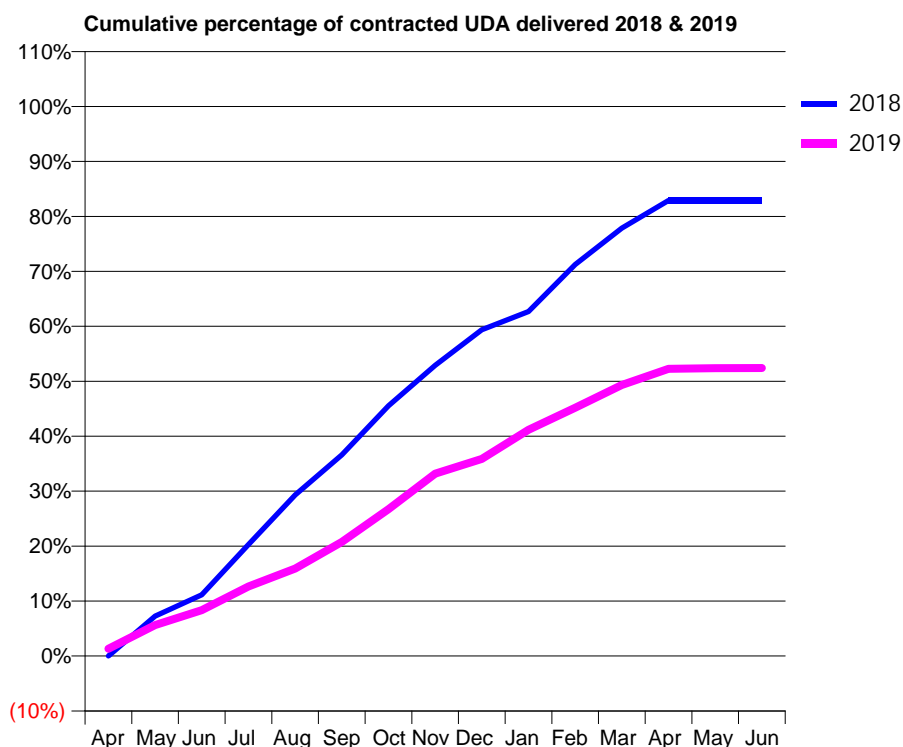
18/19 Contracted general activity (UDA)	11,000
Carry forward general activity (UDA)	0
18/19 Contracted orthodontic activity (UOA)	0
Carry forward orthodontic activity (UOA)	0
Baseline contract value	£316,543.78

ACCESS*

Patients seen in 24 months	Total	Change since previous quarter
Quarter ending March 2018	2,843	
Quarter ending June 2018	2,707	↓
Quarter ending September 2018	2,568	↓
Quarter ending December 2018	2,442	↓
Quarter ending March 2019	2,199	↓
Variance since March 2018	(22.7%)	↓



ACTIVITY



Month	Adjusted Scheduled Activity (UDA)	
	2018	2019
April	0	145
May	655	620
June	1,004	920
July	1,827	1,393
August	2,639	1,752
September	3,294	2,283
October	4,099	2,942
November	4,761	3,650
December	5,342	3,945
January	5,642	4,529
February	6,411	4,972
March	7,007	5,426
April	7,461	5,748
May	7,460	5,762
June	7,462	5,765

QUALITY

	Quantity	Base Number	Contract	AT	Region	England
% of FP17s for the same patient ID Re-attending within 3 months - Children	54	642	8.4%	9.6%	11.3%	11.8%
% of FP17s for the same patient ID Re-attending within 3 months - Adults	443	2,210	20.0%	15.2%	15.4%	15.7%
% of FP17s for the same patient ID Re-attending between 3 & 9 months - Children	296	642	46.1%	60.2%	61.3%	58.9%
% of FP17s for the same patient ID Re-attending between 3 & 9 months - Adults	968	2,210	43.8%	51.3%	52.1%	50.8%
% of FP17s for Band 1 Urgent Courses	345	2,836	12.2%	9.5%	9.5%	9.1%
% of FP17s Relating to Free Repair or Replacements	16	2,836	0.6%	0.5%	0.6%	0.8%
% of FP17s Relating to Continuations	73	2,836	2.6%	0.8%	0.8%	0.9%
% of Patients satisfied with the dentistry they have received	0	1	N/A	92.4%	92.4%	92.5%
% of Patients satisfied with the time they had to wait for an appointment	1	1	N/A	88.4%	86.3%	87.0%

* This is based on patients treated on this contract for their most recent course of treatment. Figures in italics indicate the base number of FP17s or Patient Questionnaire responses are less than 100. N/A is shown where the base number of responses is less than 10 during the period. % is calculated as Quantity/Base number*100

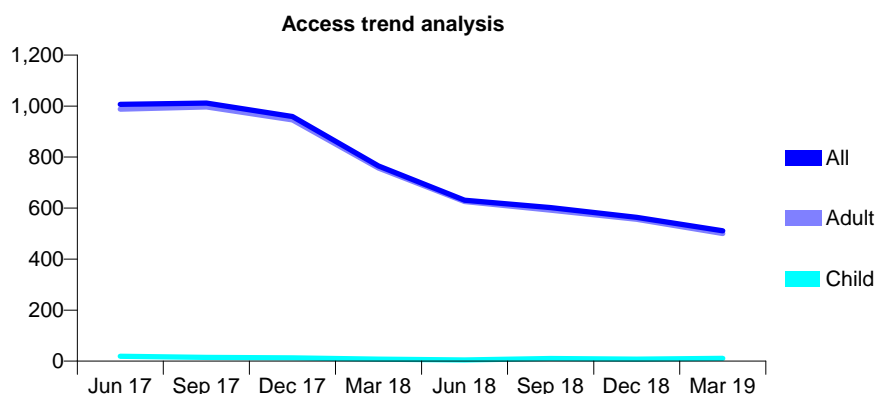
Q68 - Vital Signs At a Glance Contract Report for 126470/0002 - Year end March 2019

Name or company name	Steyning Dental Care Ltd
Contract type name	GDS Contract
Purpose of contract	General
Contract start date	01/05/2011
Contract end date	

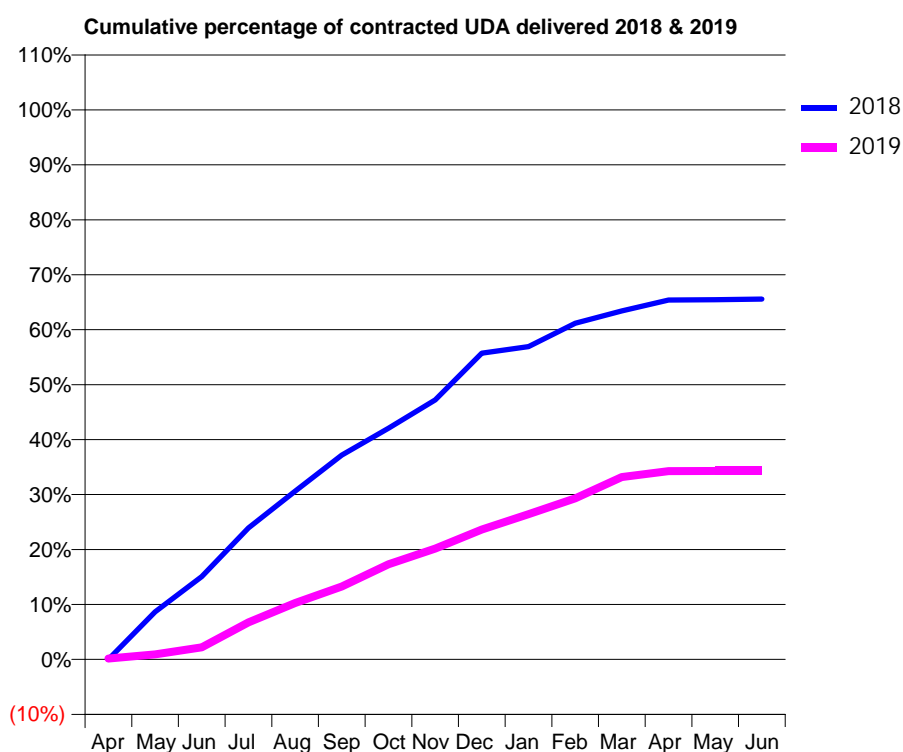
18/19 Contracted general activity (UDA)	3,600
Carry forward general activity (UDA)	0
18/19 Contracted orthodontic activity (UOA)	0
Carry forward orthodontic activity (UOA)	0
Baseline contract value	£190,588.04

ACCESS*

Patients seen in 24 months	Total	Change since previous quarter
Quarter ending March 2018	765	
Quarter ending June 2018	631	↓
Quarter ending September 2018	602	↓
Quarter ending December 2018	564	↓
Quarter ending March 2019	511	↓
Variance since March 2018	(33.2%)	↓



ACTIVITY



Month	Adjusted Scheduled Activity (UDA)	
	2018	2019
April	0	6
May	312	33
June	543	79
July	862	243
August	1,102	370
September	1,339	477
October	1,514	623
November	1,700	726
December	2,006	851
January	2,049	952
February	2,202	1,056
March	2,283	1,195
April	2,354	1,233
May	2,357	1,235
June	2,360	1,235

QUALITY

	Quantity	Base Number	Contract	AT	Region	England
% of FP17s for the same patient ID Re-attending within 3 months - Children	0	25	0.0%	9.6%	11.3%	11.8%
% of FP17s for the same patient ID Re-attending within 3 months - Adults	7	411	1.7%	15.2%	15.4%	15.7%
% of FP17s for the same patient ID Re-attending between 3 & 9 months - Children	2	25	8.0%	60.2%	61.3%	58.9%
% of FP17s for the same patient ID Re-attending between 3 & 9 months - Adults	3	411	0.7%	51.3%	52.1%	50.8%
% of FP17s for Band 1 Urgent Courses	0	426	0.0%	9.5%	9.5%	9.1%
% of FP17s Relating to Free Repair or Replacements	0	426	0.0%	0.5%	0.6%	0.8%
% of FP17s Relating to Continuations	5	426	1.2%	0.8%	0.8%	0.9%
% of Patients satisfied with the dentistry they have received	0	0	N/A	92.4%	92.4%	92.5%
% of Patients satisfied with the time they had to wait for an appointment	0	0	N/A	88.4%	86.3%	87.0%

* This is based on patients treated on this contract for their most recent course of treatment. Figures in italics indicate the base number of FP17s or Patient Questionnaire responses are less than 100. N/A is shown where the base number of responses is less than 10 during the period. % is calculated as Quantity/Base number*100

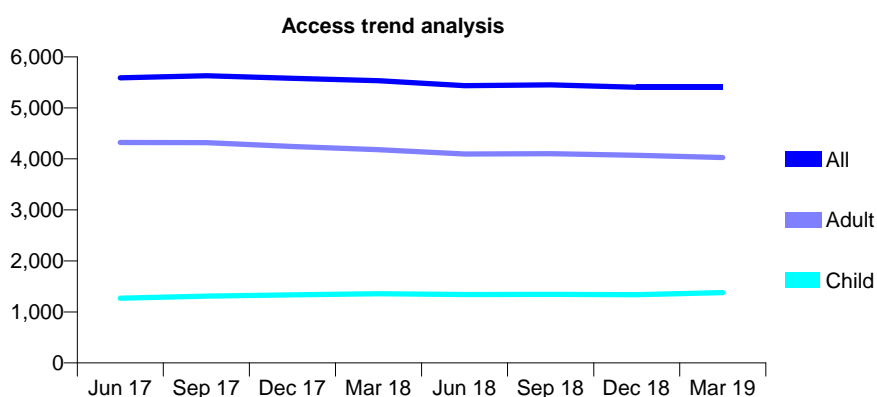
Q68 - Vital Signs At a Glance Contract Report for 128279/0001 - Year end March 2019

Name or company name	Bright DS Limited
Contract type name	GDS Contract
Purpose of contract	General
Contract start date	01/07/2011
Contract end date	

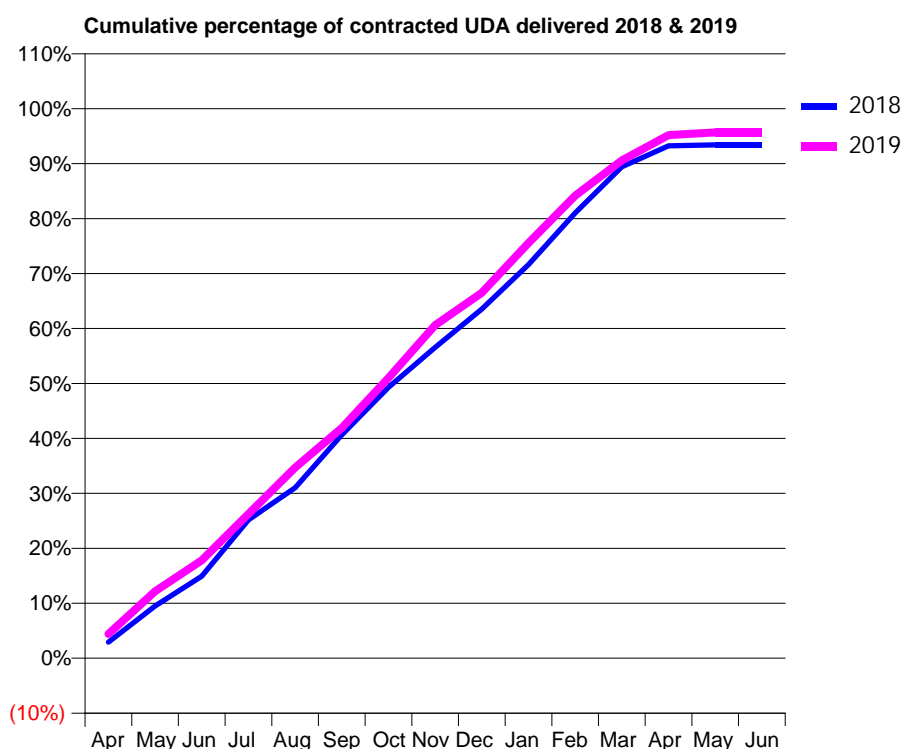
18/19 Contracted general activity (UDA)	15,000
Carry forward general activity (UDA)	0
18/19 Contracted orthodontic activity (UOA)	0
Carry forward orthodontic activity (UOA)	0
Baseline contract value	£411,855.95

ACCESS*

Patients seen in 24 months	Total	Change since previous quarter
Quarter ending March 2018	5,533	
Quarter ending June 2018	5,437	↓
Quarter ending September 2018	5,450	→
Quarter ending December 2018	5,404	→
Quarter ending March 2019	5,405	→
Variance since March 2018	(2.3%)	↓



ACTIVITY



Month	2018	2019
April	438	665
May	1,423	1,829
June	2,240	2,674
July	3,776	3,938
August	4,653	5,205
September	6,097	6,284
October	7,393	7,654
November	8,487	9,091
December	9,532	9,977
January	10,744	11,335
February	12,154	12,626
March	13,412	13,585
April	13,987	14,278
May	14,011	14,351
June	14,011	14,351

QUALITY

	Quantity	Base Number	Contract	AT	Region	England
% of FP17s for the same patient ID Re-attending within 3 months - Children	145	1,795	8.1%	9.6%	11.3%	11.8%
% of FP17s for the same patient ID Re-attending within 3 months - Adults	767	4,519	17.0%	15.2%	15.4%	15.7%
% of FP17s for the same patient ID Re-attending between 3 & 9 months - Children	810	1,795	45.1%	60.2%	61.3%	58.9%
% of FP17s for the same patient ID Re-attending between 3 & 9 months - Adults	1,650	4,519	36.5%	51.3%	52.1%	50.8%
% of FP17s for Band 1 Urgent Courses	1,136	6,378	17.8%	9.5%	9.5%	9.1%
% of FP17s Relating to Free Repair or Replacements	20	6,378	0.3%	0.5%	0.6%	0.8%
% of FP17s Relating to Continuations	5	6,378	0.1%	0.8%	0.8%	0.9%
% of Patients satisfied with the dentistry they have received	1	1	N/A	92.4%	92.4%	92.5%
% of Patients satisfied with the time they had to wait for an appointment	1	1	N/A	88.4%	86.3%	87.0%

* This is based on patients treated on this contract for their most recent course of treatment. Figures in italics indicate the base number of FP17s or Patient Questionnaire responses are less than 100. N/A is shown where the base number of responses is less than 10 during the period. % is calculated as Quantity/Base number*100

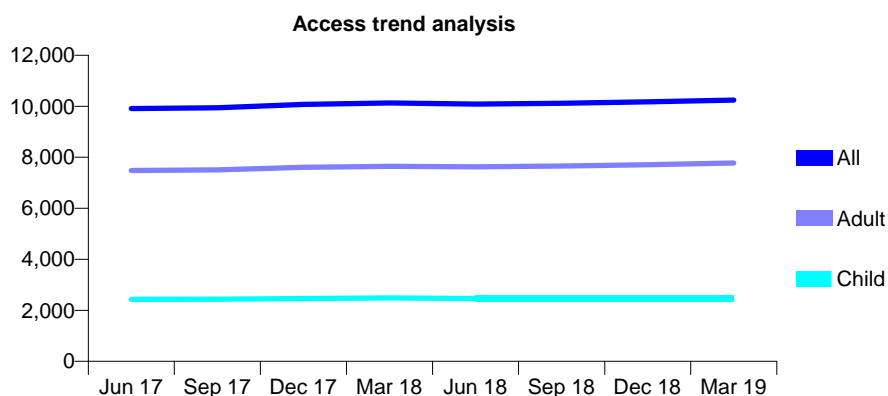
Q68 - Vital Signs At a Glance Contract Report for 128503/0001 - Year end March 2019

Name or company name	E Lazanakis Limited trading as Sussex Den
Contract type name	GDS Contract
Purpose of contract	General
Contract start date	01/04/2013
Contract end date	

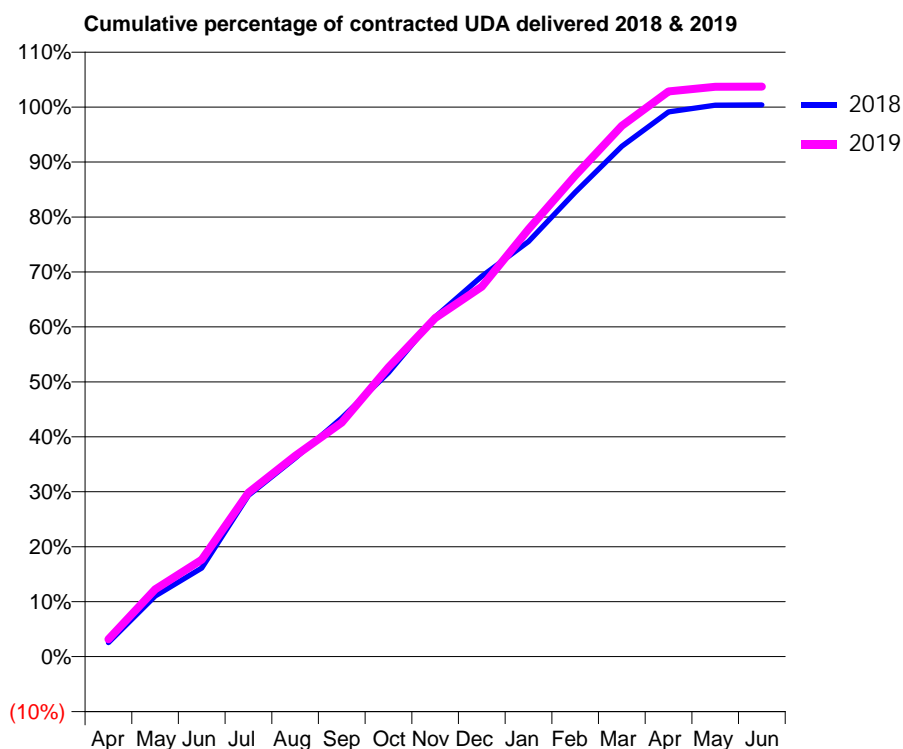
18/19 Contracted general activity (UDA)	30,203
Carry forward general activity (UDA)	0
18/19 Contracted orthodontic activity (UOA)	0
Carry forward orthodontic activity (UOA)	0
Baseline contract value	£937,212.97

ACCESS*

Patients seen in 24 months	Total	Change since previous quarter
Quarter ending March 2018	10,131	
Quarter ending June 2018	10,085	→
Quarter ending September 2018	10,122	→
Quarter ending December 2018	10,173	→
Quarter ending March 2019	10,242	→
Variance since March 2018	1.1%	→



ACTIVITY



Month	Adjusted Scheduled Activity (UDA)	
	2018	2019
April	770	957
May	3,329	3,701
June	4,871	5,322
July	8,862	9,008
August	10,908	11,037
September	13,114	12,868
October	15,608	15,900
November	18,671	18,607
December	20,901	20,337
January	22,813	23,485
February	25,518	26,434
March	28,049	29,172
April	29,940	31,064
May	30,303	31,316
June	30,325	31,327

QUALITY

	Quantity	Base Number	Contract	AT	Region	England
% of FP17s for the same patient ID Re-attending within 3 months - Children	305	4,264	7.2%	9.6%	11.3%	11.8%
% of FP17s for the same patient ID Re-attending within 3 months - Adults	1,769	11,839	14.9%	15.2%	15.4%	15.7%
% of FP17s for the same patient ID Re-attending between 3 & 9 months - Children	2,943	4,264	69.0%	60.2%	61.3%	58.9%
% of FP17s for the same patient ID Re-attending between 3 & 9 months - Adults	6,016	11,839	50.8%	51.3%	52.1%	50.8%
% of FP17s for Band 1 Urgent Courses	2,507	15,902	15.8%	9.5%	9.5%	9.1%
% of FP17s Relating to Free Repair or Replacements	69	15,902	0.4%	0.5%	0.6%	0.8%
% of FP17s Relating to Continuations	132	15,902	0.8%	0.8%	0.8%	0.9%
% of Patients satisfied with the dentistry they have received	7	8	N/A	92.4%	92.4%	92.5%
% of Patients satisfied with the time they had to wait for an appointment	8	8	N/A	88.4%	86.3%	87.0%

* This is based on patients treated on this contract for their most recent course of treatment. Figures in italics indicate the base number of FP17s or Patient Questionnaire responses are less than 100. N/A is shown where the base number of responses is less than 10 during the period. % is calculated as Quantity/Base number*100

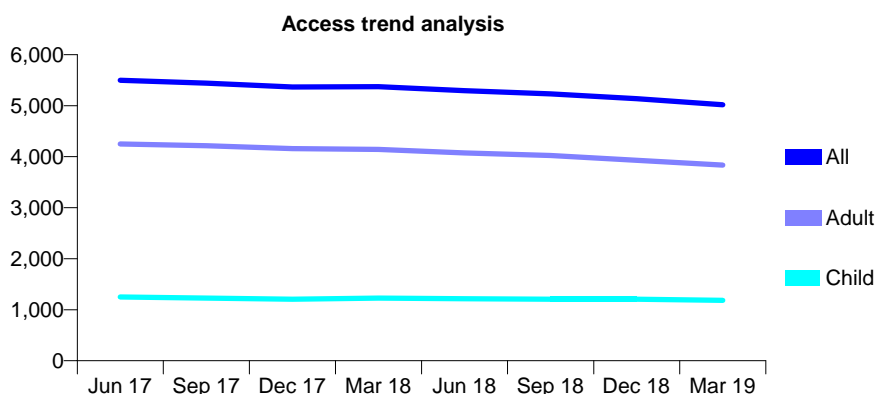
Q68 - Vital Signs At a Glance Contract Report for 128503/0003 - Year end March 2019

Name or company name	E Lazanakis Limited trading as Sussex Den
Contract type name	GDS Contract
Purpose of contract	General
Contract start date	01/04/2013
Contract end date	

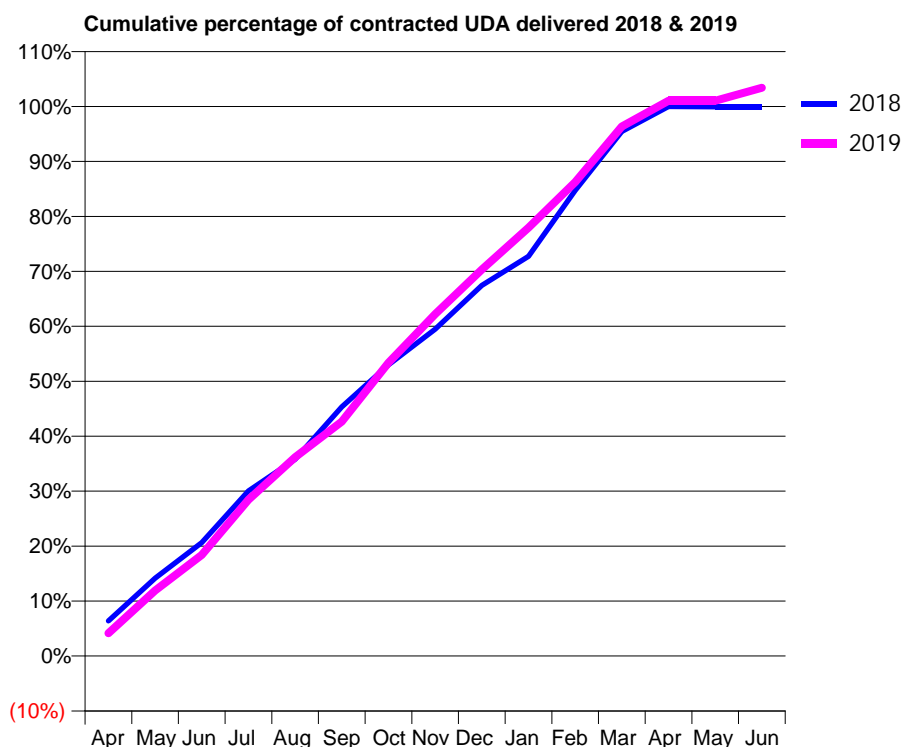
18/19 Contracted general activity (UDA)	15,352
Carry forward general activity (UDA)	11
18/19 Contracted orthodontic activity (UOA)	0
Carry forward orthodontic activity (UOA)	0
Baseline contract value	£393,279.35

ACCESS*

Patients seen in 24 months	Total	Change since previous quarter
Quarter ending March 2018	5,370	
Quarter ending June 2018	5,293	↓
Quarter ending September 2018	5,231	↓
Quarter ending December 2018	5,137	↓
Quarter ending March 2019	5,019	↓
Variance since March 2018	(6.5%)	↓



ACTIVITY



Month	Adjusted Scheduled Activity (UDA)	
	2018	2019
April	983	638
May	2,176	1,831
June	3,170	2,823
July	4,614	4,369
August	5,498	5,558
September	6,962	6,549
October	8,133	8,195
November	9,132	9,550
December	10,350	10,794
January	11,167	11,963
February	13,008	13,239
March	14,653	14,791
April	15,351	15,512
May	15,341	15,512
June	15,341	15,873

QUALITY

	Quantity	Base Number	Contract	AT	Region	England
% of FP17s for the same patient ID Re-attending within 3 months - Children	131	1,657	7.9%	9.6%	11.3%	11.8%
% of FP17s for the same patient ID Re-attending within 3 months - Adults	793	4,939	16.1%	15.2%	15.4%	15.7%
% of FP17s for the same patient ID Re-attending between 3 & 9 months - Children	987	1,657	59.6%	60.2%	61.3%	58.9%
% of FP17s for the same patient ID Re-attending between 3 & 9 months - Adults	2,343	4,939	47.4%	51.3%	52.1%	50.8%
% of FP17s for Band 1 Urgent Courses	763	6,644	11.5%	9.5%	9.5%	9.1%
% of FP17s Relating to Free Repair or Replacements	39	6,644	0.6%	0.5%	0.6%	0.8%
% of FP17s Relating to Continuations	31	6,644	0.5%	0.8%	0.8%	0.9%
% of Patients satisfied with the dentistry they have received	1	1	N/A	92.4%	92.4%	92.5%
% of Patients satisfied with the time they had to wait for an appointment	1	1	N/A	88.4%	86.3%	87.0%

* This is based on patients treated on this contract for their most recent course of treatment. Figures in italics indicate the base number of FP17s or Patient Questionnaire responses are less than 100. N/A is shown where the base number of responses is less than 10 during the period. % is calculated as Quantity/Base number*100

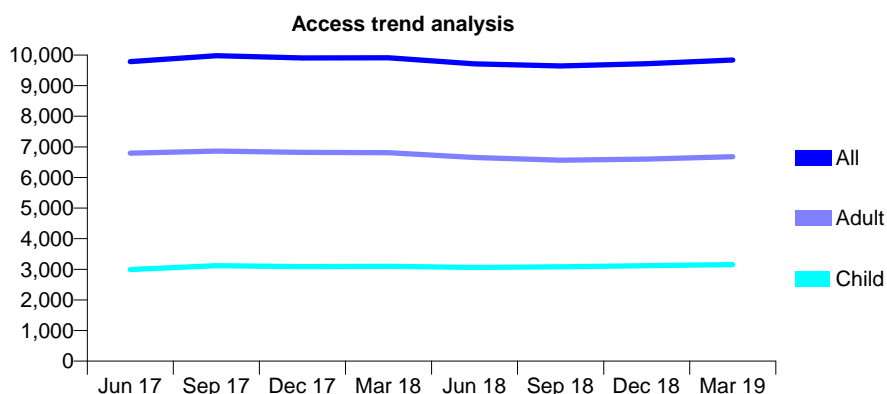
Q68 - Vital Signs At a Glance Contract Report for 128503/0004 - Year end March 2019

Name or company name	E Lazanakis Limited
Contract type name	GDS Contract
Purpose of contract	General
Contract start date	01/04/2013
Contract end date	

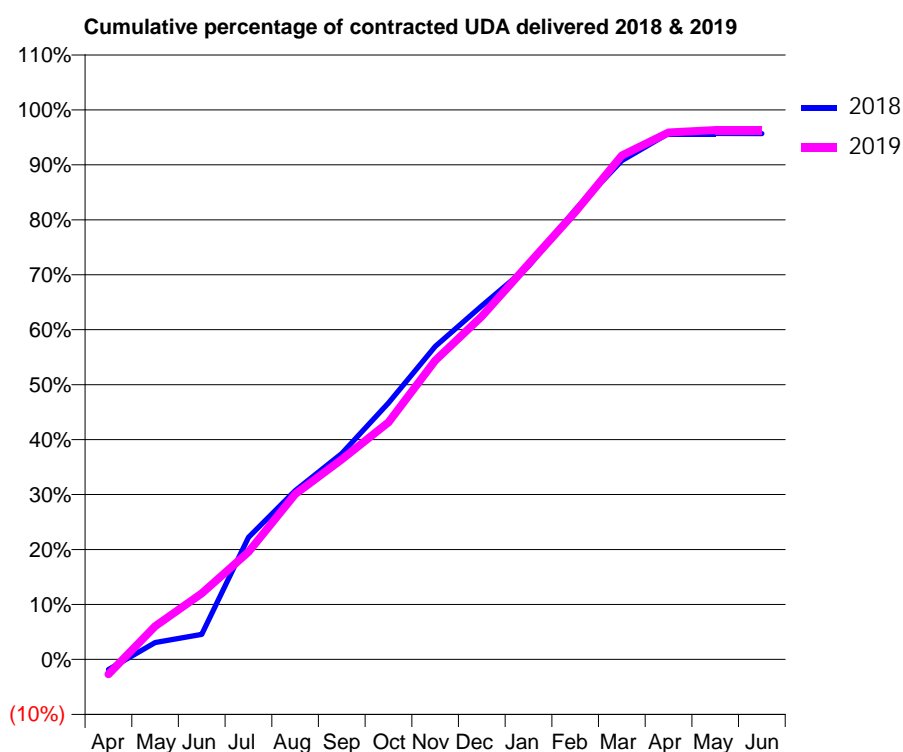
18/19 Contracted general activity (UDA)	28,200
Carry forward general activity (UDA)	1,123
18/19 Contracted orthodontic activity (UOA)	0
Carry forward orthodontic activity (UOA)	0
Baseline contract value	£756,623.84

ACCESS*

Patients seen in 24 months	Total	Change since previous quarter
Quarter ending March 2018	9,909	
Quarter ending June 2018	9,711	↓
Quarter ending September 2018	9,647	→
Quarter ending December 2018	9,720	→
Quarter ending March 2019	9,835	→
Variance since March 2018	(0.7%)	→



ACTIVITY



Month	Adjusted Scheduled Activity (UDA)	
	2018	2019
April	-527	-763
May	863	1,709
June	1,285	3,391
July	6,267	5,513
August	8,662	8,481
September	10,570	10,260
October	13,160	12,170
November	16,060	15,341
December	18,147	17,603
January	20,174	20,289
February	23,069	22,959
March	25,599	25,856
April	26,986	27,044
May	26,995	27,164
June	26,980	27,161

QUALITY

	Quantity	Base Number	Contract	AT	Region	England
% of FP17s for the same patient ID Re-attending within 3 months - Children	307	4,995	6.1%	9.6%	11.3%	11.8%
% of FP17s for the same patient ID Re-attending within 3 months - Adults	1,029	8,663	11.9%	15.2%	15.4%	15.7%
% of FP17s for the same patient ID Re-attending between 3 & 9 months - Children	3,173	4,995	63.5%	60.2%	61.3%	58.9%
% of FP17s for the same patient ID Re-attending between 3 & 9 months - Adults	4,263	8,663	49.2%	51.3%	52.1%	50.8%
% of FP17s for Band 1 Urgent Courses	1,578	13,565	11.6%	9.5%	9.5%	9.1%
% of FP17s Relating to Free Repair or Replacements	35	13,565	0.3%	0.5%	0.6%	0.8%
% of FP17s Relating to Continuations	20	13,565	0.1%	0.8%	0.8%	0.9%
% of Patients satisfied with the dentistry they have received	3	3	N/A	92.4%	92.4%	92.5%
% of Patients satisfied with the time they had to wait for an appointment	2	3	N/A	88.4%	86.3%	87.0%

* This is based on patients treated on this contract for their most recent course of treatment. Figures in italics indicate the base number of FP17s or Patient Questionnaire responses are less than 100. N/A is shown where the base number of responses is less than 10 during the period. % is calculated as Quantity/Base number*100

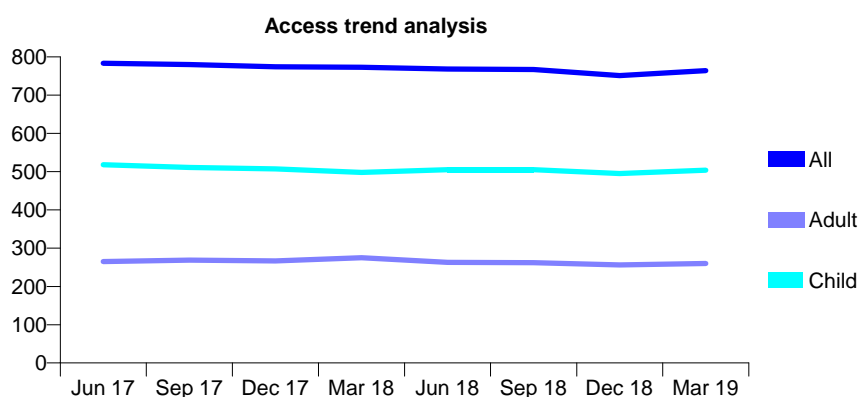
Q68 - Vital Signs At a Glance Contract Report for 129828/0002 - Year end March 2019

Name or company name	Mr SM Frost and Mr P Holmes
Contract type name	GDS Contract
Purpose of contract	General
Contract start date	04/04/2015
Contract end date	

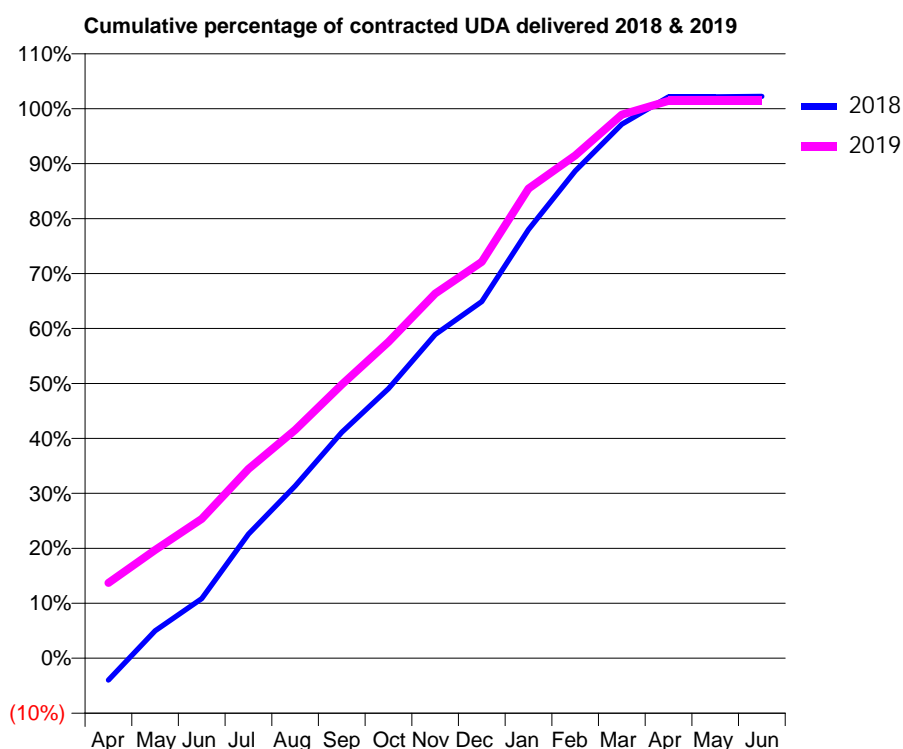
18/19 Contracted general activity (UDA)	1,600
Carry forward general activity (UDA)	0
18/19 Contracted orthodontic activity (UOA)	0
Carry forward orthodontic activity (UOA)	0
Baseline contract value	£44,581.61

ACCESS*

Patients seen in 24 months	Total	Change since previous quarter
Quarter ending March 2018	773	
Quarter ending June 2018	768	→
Quarter ending September 2018	767	→
Quarter ending December 2018	751	↓
Quarter ending March 2019	764	→
Variance since March 2018	(1.2%)	↓



ACTIVITY



Month	Adjusted Scheduled Activity (UDA)	
	2018	2019
April	-64	219
May	80	315
June	174	406
July	361	551
August	502	665
September	657	796
October	785	921
November	942	1,062
December	1,039	1,154
January	1,248	1,367
February	1,418	1,464
March	1,554	1,583
April	1,634	1,623
May	1,634	1,623
June	1,635	1,623

QUALITY

	Quantity	Base Number	Contract	AT	Region	England
% of FP17s for the same patient ID Re-attending within 3 months - Children	47	832	5.6%	9.6%	11.3%	11.8%
% of FP17s for the same patient ID Re-attending within 3 months - Adults	14	262	5.3%	15.2%	15.4%	15.7%
% of FP17s for the same patient ID Re-attending between 3 & 9 months - Children	561	832	67.4%	60.2%	61.3%	58.9%
% of FP17s for the same patient ID Re-attending between 3 & 9 months - Adults	183	262	69.8%	51.3%	52.1%	50.8%
% of FP17s for Band 1 Urgent Courses	14	1,056	1.3%	9.5%	9.5%	9.1%
% of FP17s Relating to Free Repair or Replacements	0	1,056	0.0%	0.5%	0.6%	0.8%
% of FP17s Relating to Continuations	21	1,056	2.0%	0.8%	0.8%	0.9%
% of Patients satisfied with the dentistry they have received	0	0	N/A	92.4%	92.4%	92.5%
% of Patients satisfied with the time they had to wait for an appointment	0	0	N/A	88.4%	86.3%	87.0%

* This is based on patients treated on this contract for their most recent course of treatment.

Figures in italics indicate the base number of FP17s or Patient Questionnaire responses are less than 100. N/A is shown where the base number of responses is less than 10 during the period. % is calculated as Quantity/Base number*100

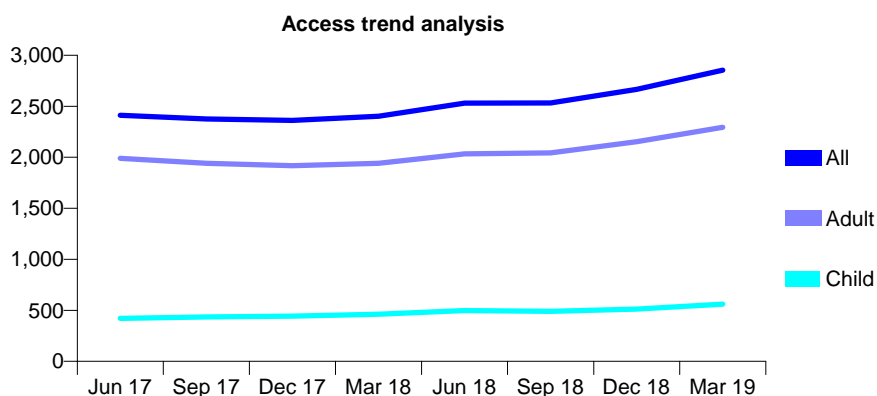
Q68 - Vital Signs At a Glance Contract Report for 130648/0001 - Year end March 2019

Name or company name	Claremont Dental Practice
Contract type name	GDS Contract
Purpose of contract	General
Contract start date	23/02/2009
Contract end date	

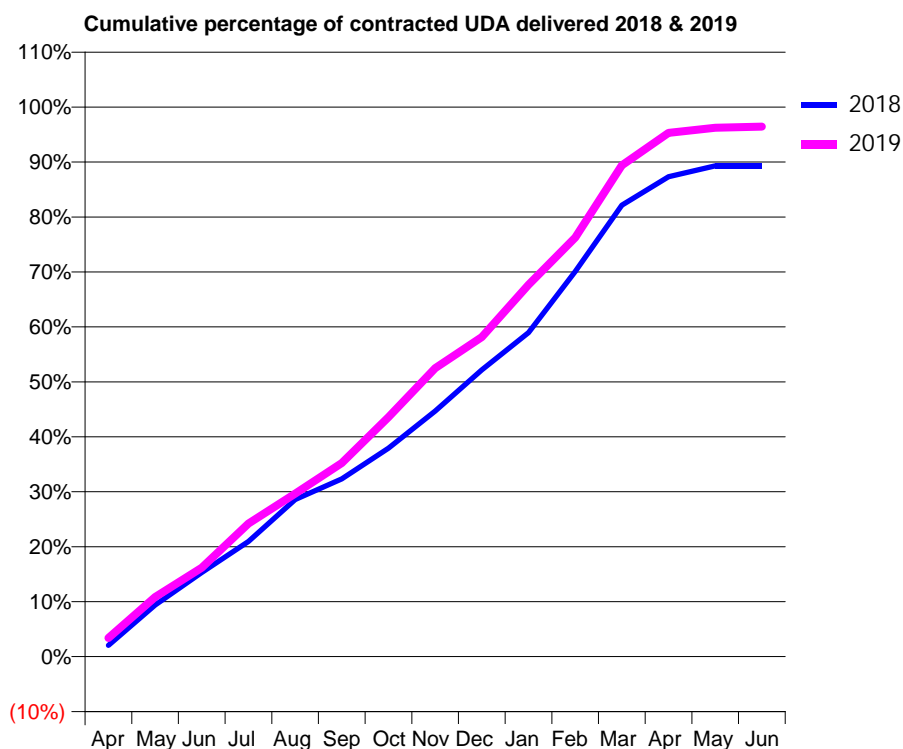
18/19 Contracted general activity (UDA)	9,219
Carry forward general activity (UDA)	0
18/19 Contracted orthodontic activity (UOA)	0
Carry forward orthodontic activity (UOA)	0
Baseline contract value	£249,217.01

ACCESS*

Patients seen in 24 months	Total	Change since previous quarter
Quarter ending March 2018	2,402	
Quarter ending June 2018	2,531	↑
Quarter ending September 2018	2,533	→
Quarter ending December 2018	2,666	↑
Quarter ending March 2019	2,854	↑
Variance since March 2018	18.8%	↑



ACTIVITY



Month	Adjusted Scheduled Activity (UDA)	
	2018	2019
April	189	314
May	866	1,000
June	1,411	1,491
July	1,932	2,235
August	2,635	2,735
September	2,980	3,246
October	3,497	4,018
November	4,120	4,840
December	4,809	5,358
January	5,436	6,239
February	6,460	7,030
March	7,572	8,241
April	8,049	8,785
May	8,233	8,872
June	8,233	8,888

QUALITY

	Quantity	Base Number	Contract	AT	Region	England
% of FP17s for the same patient ID Re-attending within 3 months - Children	41	800	5.1%	9.6%	11.3%	11.8%
% of FP17s for the same patient ID Re-attending within 3 months - Adults	477	3,291	14.5%	15.2%	15.4%	15.7%
% of FP17s for the same patient ID Re-attending between 3 & 9 months - Children	449	800	56.1%	60.2%	61.3%	58.9%
% of FP17s for the same patient ID Re-attending between 3 & 9 months - Adults	1,679	3,291	51.0%	51.3%	52.1%	50.8%
% of FP17s for Band 1 Urgent Courses	372	4,083	9.1%	9.5%	9.5%	9.1%
% of FP17s Relating to Free Repair or Replacements	1	4,083	0.0%	0.5%	0.6%	0.8%
% of FP17s Relating to Continuations	11	4,083	0.3%	0.8%	0.8%	0.9%
% of Patients satisfied with the dentistry they have received	5	5	N/A	92.4%	92.4%	92.5%
% of Patients satisfied with the time they had to wait for an appointment	4	5	N/A	88.4%	86.3%	87.0%

* This is based on patients treated on this contract for their most recent course of treatment. Figures in italics indicate the base number of FP17s or Patient Questionnaire responses are less than 100. N/A is shown where the base number of responses is less than 10 during the period. % is calculated as Quantity/Base number*100

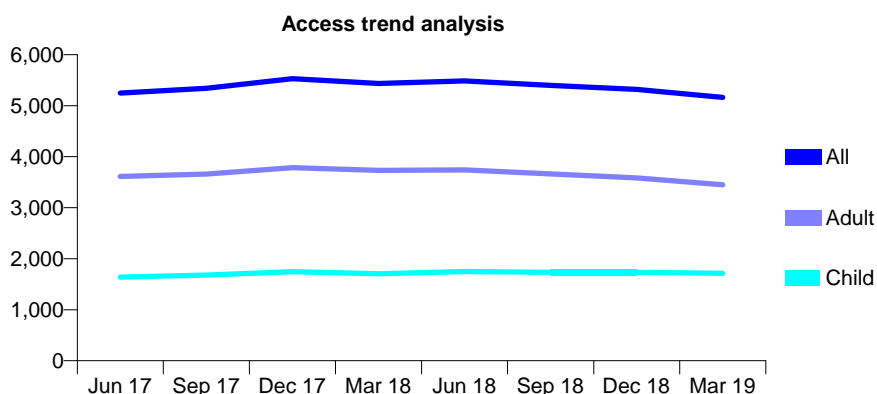
Q68 - Vital Signs At a Glance Contract Report for 131148/0001 - Year end March 2019

Name or company name	Iosis Clinic (Godalming) Ltd
Contract type name	GDS Contract
Purpose of contract	General
Contract start date	01/04/2010
Contract end date	

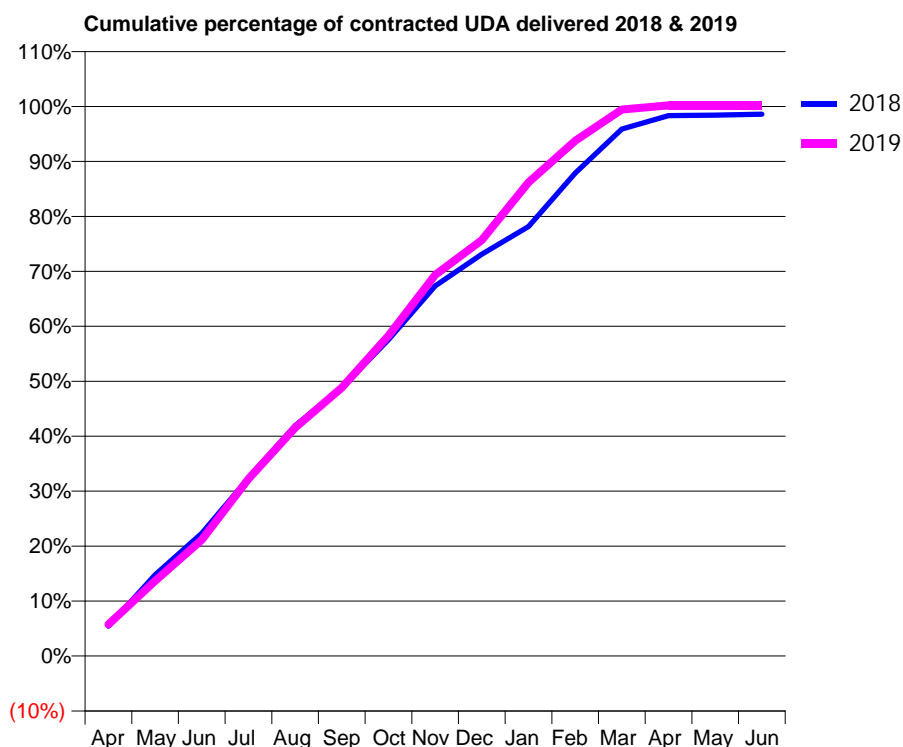
18/19 Contracted general activity (UDA)	13,232
Carry forward general activity (UDA)	186
18/19 Contracted orthodontic activity (UOA)	0
Carry forward orthodontic activity (UOA)	0
Baseline contract value	£482,889.90

ACCESS*

Patients seen in 24 months	Total	Change since previous quarter
Quarter ending March 2018	5,437	
Quarter ending June 2018	5,487	→
Quarter ending September 2018	5,398	↓
Quarter ending December 2018	5,318	↓
Quarter ending March 2019	5,162	↓
Variance since March 2018	(5.1%)	↓



ACTIVITY



Month	Adjusted Scheduled Activity (UDA)	
	2018	2019
April	720	763
May	1,958	1,810
June	2,952	2,794
July	4,281	4,267
August	5,547	5,497
September	6,456	6,460
October	7,619	7,713
November	8,912	9,175
December	9,674	10,014
January	10,340	11,403
February	11,628	12,407
March	12,687	13,156
April	13,013	13,256
May	13,023	13,256
June	13,045	13,257

QUALITY

	Quantity	Base Number	Contract	AT	Region	England
% of FP17s for the same patient ID Re-attending within 3 months - Children	146	3,070	4.8%	9.6%	11.3%	11.8%
% of FP17s for the same patient ID Re-attending within 3 months - Adults	703	5,154	13.6%	15.2%	15.4%	15.7%
% of FP17s for the same patient ID Re-attending between 3 & 9 months - Children	2,261	3,070	73.6%	60.2%	61.3%	58.9%
% of FP17s for the same patient ID Re-attending between 3 & 9 months - Adults	2,809	5,154	54.5%	51.3%	52.1%	50.8%
% of FP17s for Band 1 Urgent Courses	765	7,966	9.6%	9.5%	9.5%	9.1%
% of FP17s Relating to Free Repair or Replacements	6	7,966	0.1%	0.5%	0.6%	0.8%
% of FP17s Relating to Continuations	49	7,966	0.6%	0.8%	0.8%	0.9%
% of Patients satisfied with the dentistry they have received	5	5	N/A	92.4%	92.4%	92.5%
% of Patients satisfied with the time they had to wait for an appointment	5	5	N/A	88.4%	86.3%	87.0%

* This is based on patients treated on this contract for their most recent course of treatment. Figures in italics indicate the base number of FP17s or Patient Questionnaire responses are less than 100. N/A is shown where the base number of responses is less than 10 during the period. % is calculated as Quantity/Base number*100

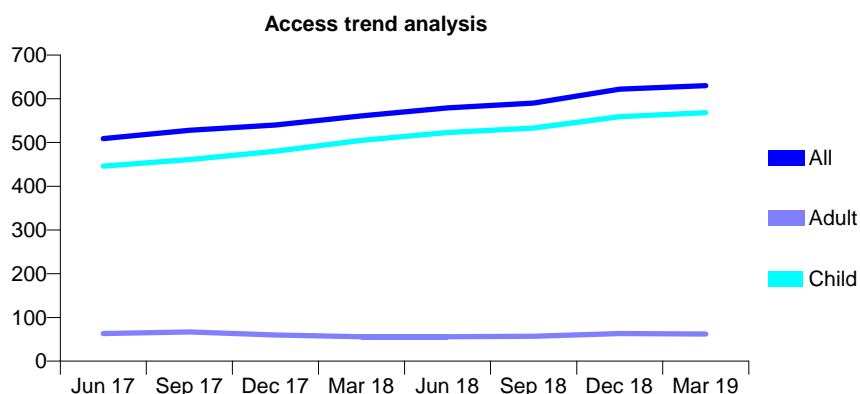
Q68 - Vital Signs At a Glance Contract Report for 131695/0001 - Year end March 2019

Name or company name	Down House Dental Practice Limited
Contract type name	GDS Contract
Purpose of contract	General
Contract start date	01/04/2011
Contract end date	

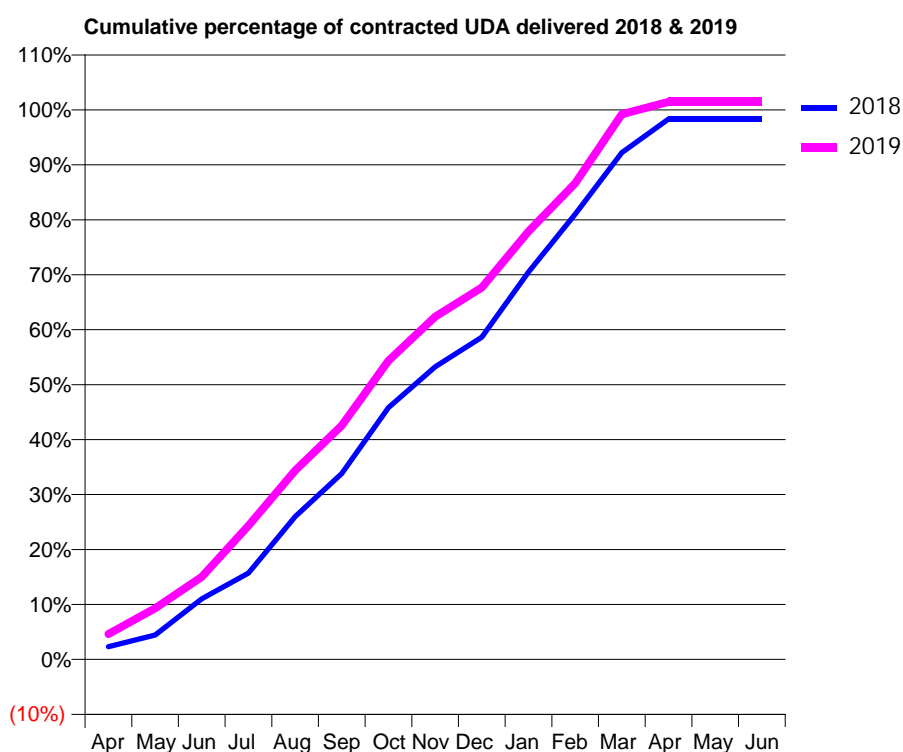
18/19 Contracted general activity (UDA)	1,306
Carry forward general activity (UDA)	21
18/19 Contracted orthodontic activity (UOA)	0
Carry forward orthodontic activity (UOA)	0
Baseline contract value	£43,724.09

ACCESS*

Patients seen in 24 months	Total	Change since previous quarter
Quarter ending March 2018	561	
Quarter ending June 2018	579	↑
Quarter ending September 2018	590	→
Quarter ending December 2018	622	↑
Quarter ending March 2019	630	→
Variance since March 2018	12.3%	↑



ACTIVITY



Month	Adjusted Scheduled Activity (UDA)	
	2018	2019
April	30	60
May	58	121
June	144	196
July	205	318
August	340	449
September	442	556
October	599	710
November	695	815
December	766	884
January	920	1,017
February	1,058	1,132
March	1,204	1,296
April	1,284	1,325
May	1,284	1,325
June	1,284	1,325

QUALITY

	Quantity	Base Number	Contract	AT	Region	England
% of FP17s for the same patient ID Re-attending within 3 months - Children	117	1,094	10.7%	9.6%	11.3%	11.8%
% of FP17s for the same patient ID Re-attending within 3 months - Adults	0	0	N/A	15.2%	15.4%	15.7%
% of FP17s for the same patient ID Re-attending between 3 & 9 months - Children	741	1,094	67.7%	60.2%	61.3%	58.9%
% of FP17s for the same patient ID Re-attending between 3 & 9 months - Adults	0	0	N/A	51.3%	52.1%	50.8%
% of FP17s for Band 1 Urgent Courses	19	1,062	1.8%	9.5%	9.5%	9.1%
% of FP17s Relating to Free Repair or Replacements	0	1,062	0.0%	0.5%	0.6%	0.8%
% of FP17s Relating to Continuations	14	1,062	1.3%	0.8%	0.8%	0.9%
% of Patients satisfied with the dentistry they have received	0	0	N/A	92.4%	92.4%	92.5%
% of Patients satisfied with the time they had to wait for an appointment	0	0	N/A	88.4%	86.3%	87.0%

* This is based on patients treated on this contract for their most recent course of treatment. Figures in italics indicate the base number of FP17s or Patient Questionnaire responses are less than 100. N/A is shown where the base number of responses is less than 10 during the period. % is calculated as Quantity/Base number*100

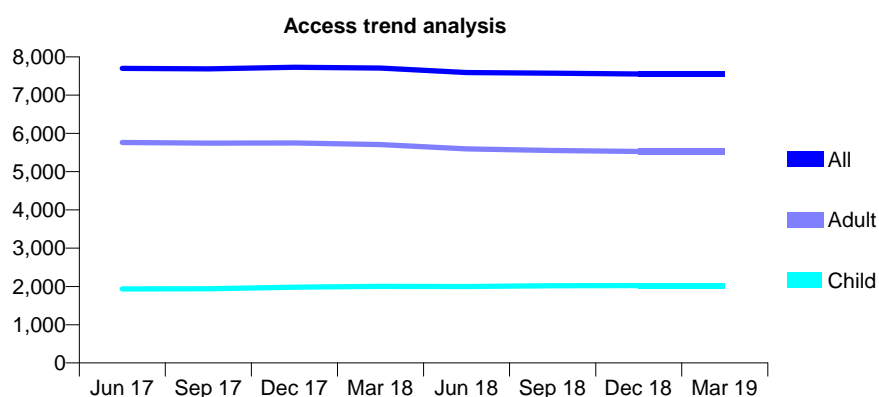
Q68 - Vital Signs At a Glance Contract Report for 131970/0001 - Year end March 2019

Name or company name	Colin Bunce Limited
Contract type name	GDS Contract
Purpose of contract	General
Contract start date	01/11/2010
Contract end date	

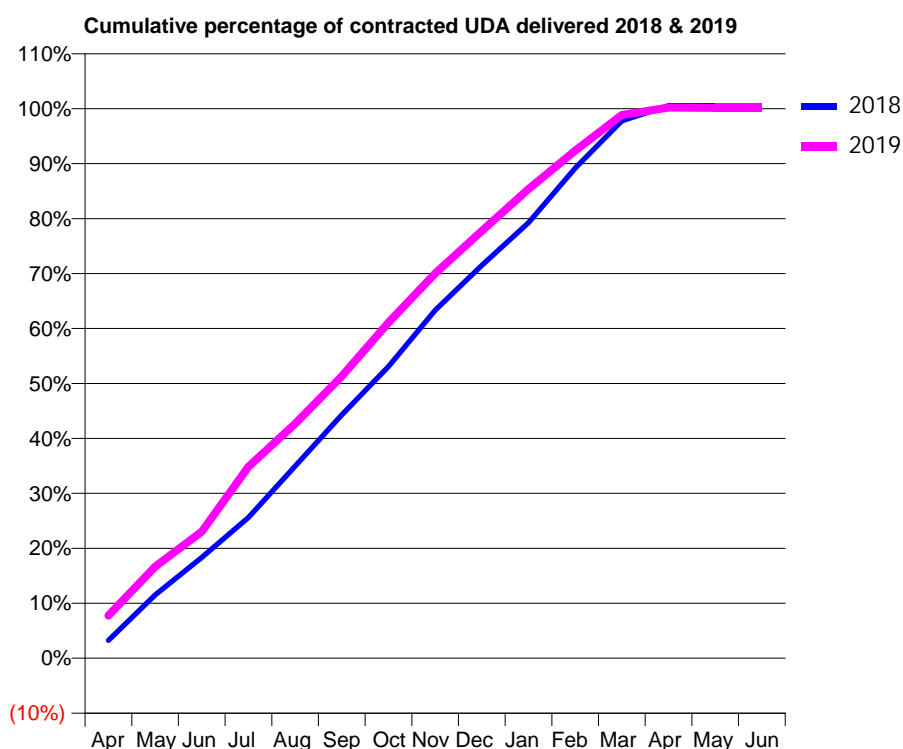
18/19 Contracted general activity (UDA)	24,568
Carry forward general activity (UDA)	0
18/19 Contracted orthodontic activity (UOA)	0
Carry forward orthodontic activity (UOA)	0
Baseline contract value	£623,231.70

ACCESS*

Patients seen in 24 months	Total	Change since previous quarter
Quarter ending March 2018	7,708	
Quarter ending June 2018	7,592	↓
Quarter ending September 2018	7,572	→
Quarter ending December 2018	7,553	→
Quarter ending March 2019	7,551	→
Variance since March 2018	(2.0%)	↓



ACTIVITY



Month	2018	2019
April	801	1,910
May	2,829	4,101
June	4,505	5,653
July	6,296	8,560
August	8,587	10,487
September	10,878	12,607
October	13,040	15,012
November	15,558	17,204
December	17,562	19,098
January	19,469	20,975
February	21,914	22,695
March	24,022	24,284
April	24,706	24,612
May	24,705	24,600
June	24,704	24,601

QUALITY

	Quantity	Base Number	Contract	AT	Region	England
% of FP17s for the same patient ID Re-attending within 3 months - Children	310	3,724	8.3%	9.6%	11.3%	11.8%
% of FP17s for the same patient ID Re-attending within 3 months - Adults	799	8,480	9.4%	15.2%	15.4%	15.7%
% of FP17s for the same patient ID Re-attending between 3 & 9 months - Children	2,703	3,724	72.6%	60.2%	61.3%	58.9%
% of FP17s for the same patient ID Re-attending between 3 & 9 months - Adults	5,888	8,480	69.4%	51.3%	52.1%	50.8%
% of FP17s for Band 1 Urgent Courses	572	12,062	4.7%	9.5%	9.5%	9.1%
% of FP17s Relating to Free Repair or Replacements	80	12,062	0.7%	0.5%	0.6%	0.8%
% of FP17s Relating to Continuations	59	12,062	0.5%	0.8%	0.8%	0.9%
% of Patients satisfied with the dentistry they have received	2	2	N/A	92.4%	92.4%	92.5%
% of Patients satisfied with the time they had to wait for an appointment	2	2	N/A	88.4%	86.3%	87.0%

* This is based on patients treated on this contract for their most recent course of treatment.

Figures in italics indicate the base number of FP17s or Patient Questionnaire responses are less than 100. N/A is shown where the base number of responses is less than 10 during the period. % is calculated as Quantity/Base number*100

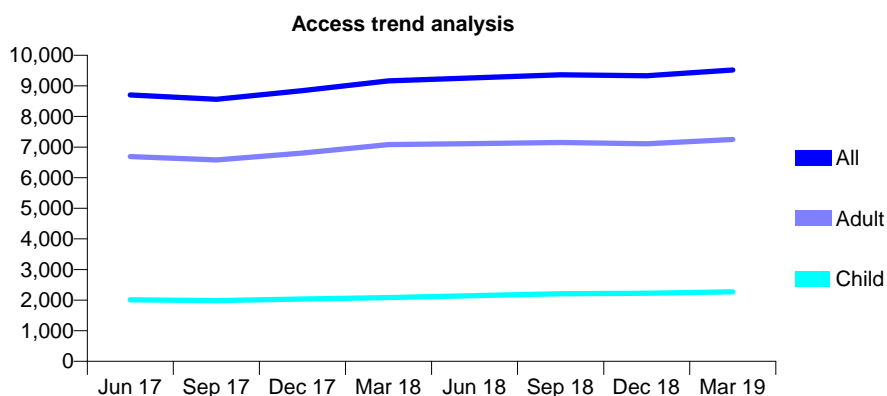
Q68 - Vital Signs At a Glance Contract Report for 132012/0001 - Year end March 2019

Name or company name	Mr RK Sethi and Mr J Patel
Contract type name	GDS Contract
Purpose of contract	General
Contract start date	01/05/2011
Contract end date	

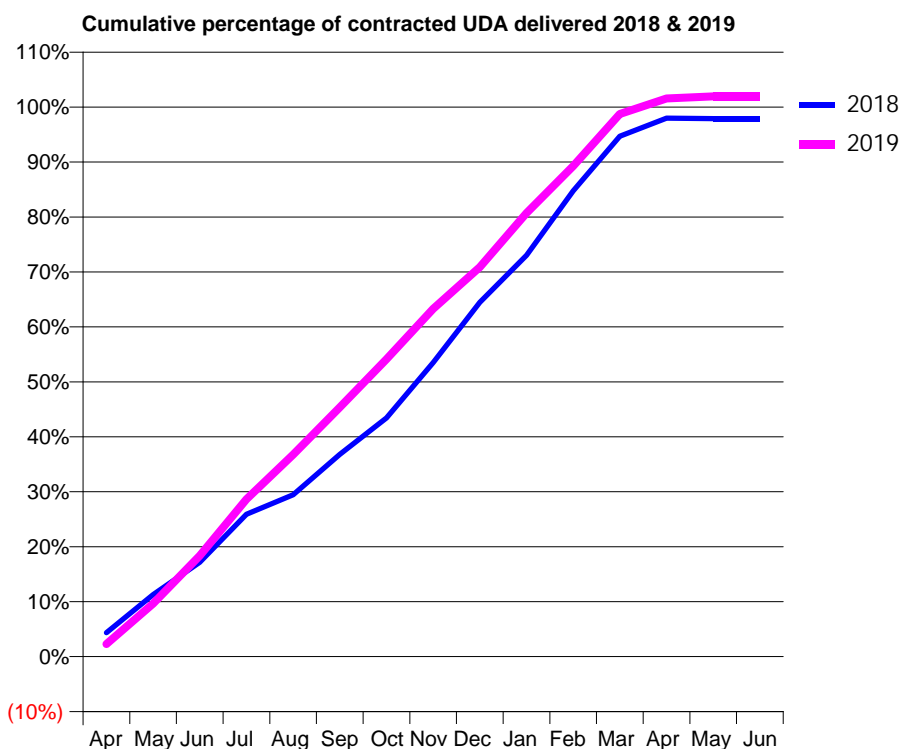
18/19 Contracted general activity (UDA)	20,609
Carry forward general activity (UDA)	293
18/19 Contracted orthodontic activity (UOA)	0
Carry forward orthodontic activity (UOA)	0
Baseline contract value	£512,442.53

ACCESS*

Patients seen in 24 months	Total	Change since previous quarter
Quarter ending March 2018	9,164	
Quarter ending June 2018	9,260	→
Quarter ending September 2018	9,360	→
Quarter ending December 2018	9,333	→
Quarter ending March 2019	9,520	↑
Variance since March 2018	3.9%	↑



ACTIVITY



Month	Adjusted Scheduled Activity (UDA)	
	2018	2019
April	897	471
May	2,326	1,994
June	3,540	3,782
July	5,336	5,903
August	6,075	7,581
September	7,586	9,349
October	8,956	11,154
November	11,029	13,043
December	13,283	14,606
January	15,050	16,635
February	17,467	18,395
March	19,513	20,347
April	20,191	20,931
May	20,177	21,006
June	20,171	21,005

QUALITY

	Quantity	Base Number	Contract	AT	Region	England
% of FP17s for the same patient ID Re-attending within 3 months - Children	187	3,123	6.0%	9.6%	11.3%	11.8%
% of FP17s for the same patient ID Re-attending within 3 months - Adults	1,090	9,451	11.5%	15.2%	15.4%	15.7%
% of FP17s for the same patient ID Re-attending between 3 & 9 months - Children	1,687	3,123	54.0%	60.2%	61.3%	58.9%
% of FP17s for the same patient ID Re-attending between 3 & 9 months - Adults	4,564	9,451	48.3%	51.3%	52.1%	50.8%
% of FP17s for Band 1 Urgent Courses	937	11,798	7.9%	9.5%	9.5%	9.1%
% of FP17s Relating to Free Repair or Replacements	42	11,798	0.4%	0.5%	0.6%	0.8%
% of FP17s Relating to Continuations	37	11,798	0.3%	0.8%	0.8%	0.9%
% of Patients satisfied with the dentistry they have received	2	2	N/A	92.4%	92.4%	92.5%
% of Patients satisfied with the time they had to wait for an appointment	2	2	N/A	88.4%	86.3%	87.0%

* This is based on patients treated on this contract for their most recent course of treatment. Figures in italics indicate the base number of FP17s or Patient Questionnaire responses are less than 100. N/A is shown where the base number of responses is less than 10 during the period. % is calculated as Quantity/Base number*100

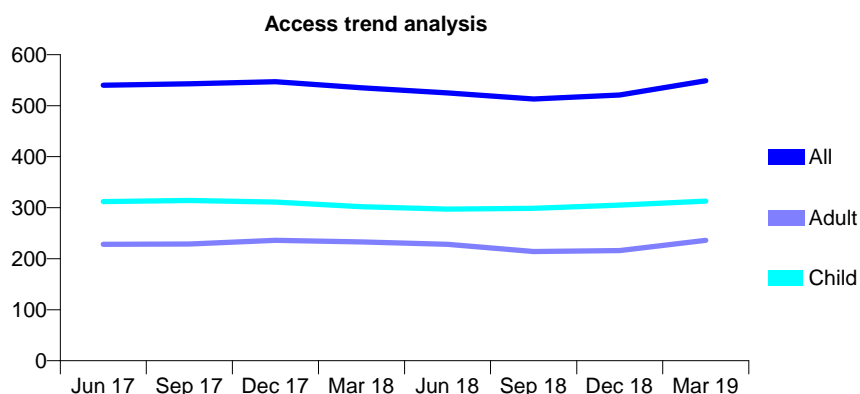
Q68 - Vital Signs At a Glance Contract Report for 132772/0001 - Year end March 2019

Name or company name	The Sutton Dental Practice Ltd
Contract type name	GDS Contract
Purpose of contract	General
Contract start date	01/06/2011
Contract end date	

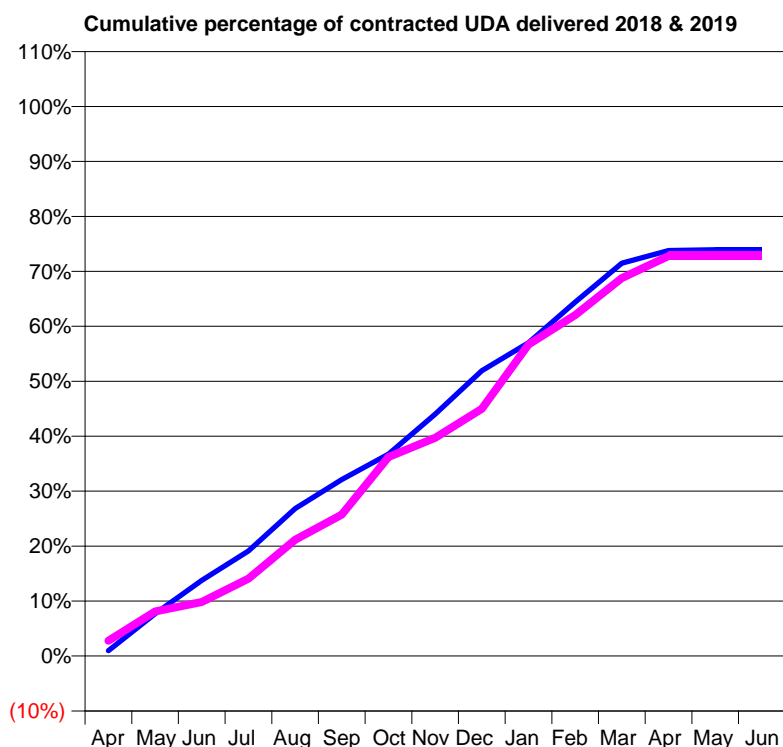
18/19 Contracted general activity (UDA)	1,450
Carry forward general activity (UDA)	0
18/19 Contracted orthodontic activity (UOA)	0
Carry forward orthodontic activity (UOA)	0
Baseline contract value	£44,036.15

ACCESS*

Patients seen in 24 months	Total	Change since previous quarter
Quarter ending March 2018	535	
Quarter ending June 2018	525	↓
Quarter ending September 2018	513	↓
Quarter ending December 2018	521	→
Quarter ending March 2019	549	↑
Variance since March 2018	2.6%	↑



ACTIVITY



Month	Adjusted Scheduled Activity (UDA)	
	2018	2019
April	14	40
May	112	118
June	200	143
July	277	204
August	389	307
September	466	373
October	533	525
November	638	576
December	753	652
January	827	822
February	934	900
March	1,037	997
April	1,070	1,055
May	1,072	1,055
June	1,072	1,055

QUALITY

	Quantity	Base Number	Contract	AT	Region	England
% of FP17s for the same patient ID Re-attending within 3 months - Children	21	397	5.3%	9.6%	11.3%	11.8%
% of FP17s for the same patient ID Re-attending within 3 months - Adults	40	257	15.6%	15.2%	15.4%	15.7%
% of FP17s for the same patient ID Re-attending between 3 & 9 months - Children	194	397	48.9%	60.2%	61.3%	58.9%
% of FP17s for the same patient ID Re-attending between 3 & 9 months - Adults	113	257	44.0%	51.3%	52.1%	50.8%
% of FP17s for Band 1 Urgent Courses	33	664	5.0%	9.5%	9.5%	9.1%
% of FP17s Relating to Free Repair or Replacements	0	664	0.0%	0.5%	0.6%	0.8%
% of FP17s Relating to Continuations	9	664	1.4%	0.8%	0.8%	0.9%
% of Patients satisfied with the dentistry they have received	0	0	N/A	92.4%	92.4%	92.5%
% of Patients satisfied with the time they had to wait for an appointment	0	0	N/A	88.4%	86.3%	87.0%

* This is based on patients treated on this contract for their most recent course of treatment. Figures in italics indicate the base number of FP17s or Patient Questionnaire responses are less than 100. N/A is shown where the base number of responses is less than 10 during the period. % is calculated as Quantity/Base number*100

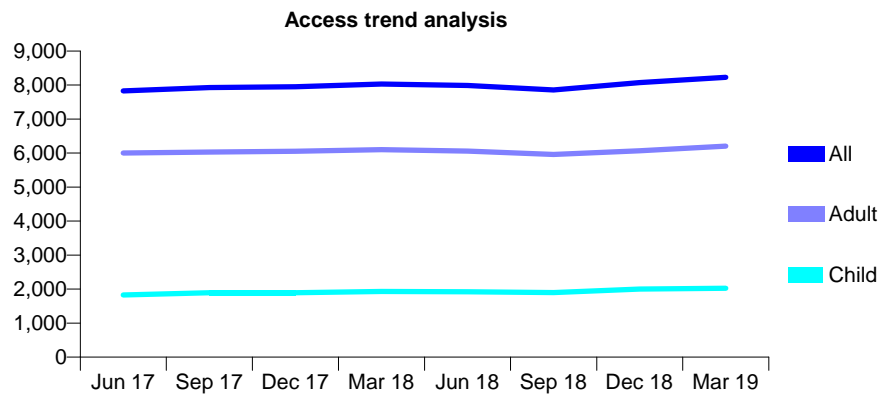
Q68 - Vital Signs At a Glance Contract Report for 132888/0001 - Year end March 2019

Name or company name	Lowcroft Dental Surgery Ltd
Contract type name	GDS Contract
Purpose of contract	General
Contract start date	01/01/2013
Contract end date	

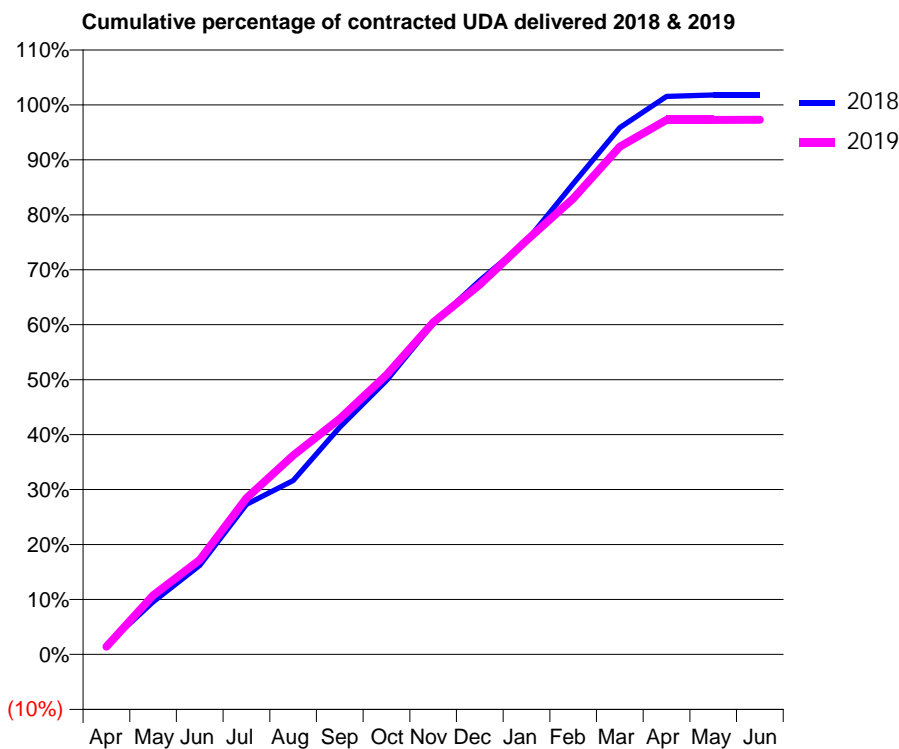
18/19 Contracted general activity (UDA)	22,217
Carry forward general activity (UDA)	0
18/19 Contracted orthodontic activity (UOA)	0
Carry forward orthodontic activity (UOA)	0
Baseline contract value	£601,579.85

ACCESS*

Patients seen in 24 months	Total	Change since previous quarter
Quarter ending March 2018	8,029	
Quarter ending June 2018	7,986	→
Quarter ending September 2018	7,857	↓
Quarter ending December 2018	8,071	↑
Quarter ending March 2019	8,229	→
Variance since March 2018	2.5%	↑



ACTIVITY



Month	Adjusted Scheduled Activity (UDA)	
	2018	2019
April	380	313
May	2,125	2,393
June	3,602	3,819
July	6,067	6,314
August	7,034	8,045
September	9,184	9,530
October	11,070	11,298
November	13,381	13,424
December	15,117	14,945
January	16,713	16,738
February	19,027	18,430
March	21,293	20,527
April	22,562	21,606
May	22,613	21,608
June	22,612	21,612

QUALITY

	Quantity	Base Number	Contract	AT	Region	England
% of FP17s for the same patient ID Re-attending within 3 months - Children	127	2,812	4.5%	9.6%	11.3%	11.8%
% of FP17s for the same patient ID Re-attending within 3 months - Adults	1,036	8,300	12.5%	15.2%	15.4%	15.7%
% of FP17s for the same patient ID Re-attending between 3 & 9 months - Children	1,717	2,812	61.1%	60.2%	61.3%	58.9%
% of FP17s for the same patient ID Re-attending between 3 & 9 months - Adults	4,745	8,300	57.2%	51.3%	52.1%	50.8%
% of FP17s for Band 1 Urgent Courses	681	10,965	6.2%	9.5%	9.5%	9.1%
% of FP17s Relating to Free Repair or Replacements	110	10,965	1.0%	0.5%	0.6%	0.8%
% of FP17s Relating to Continuations	61	10,965	0.6%	0.8%	0.8%	0.9%
% of Patients satisfied with the dentistry they have received	7	7	N/A	92.4%	92.4%	92.5%
% of Patients satisfied with the time they had to wait for an appointment	6	7	N/A	88.4%	86.3%	87.0%

* This is based on patients treated on this contract for their most recent course of treatment. Figures in italics indicate the base number of FP17s or Patient Questionnaire responses are less than 100. N/A is shown where the base number of responses is less than 10 during the period. % is calculated as Quantity/Base number*100

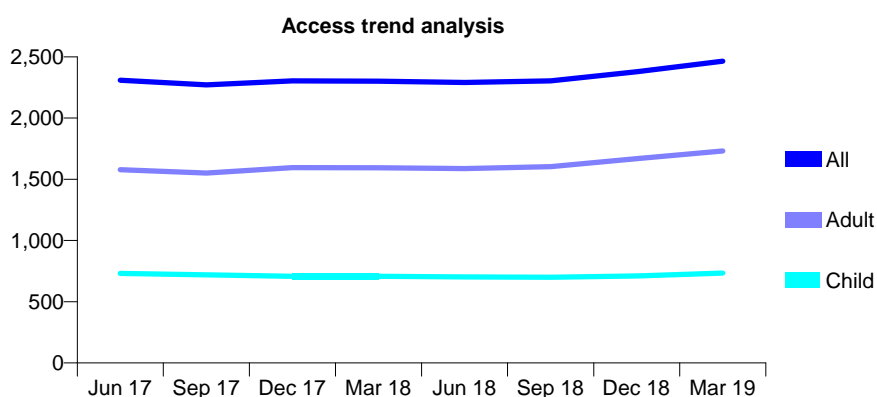
Q68 - Vital Signs At a Glance Contract Report for 133817/0001 - Year end March 2019

Name or company name	Mr A Patel
Contract type name	GDS Contract
Purpose of contract	General
Contract start date	01/12/2013
Contract end date	

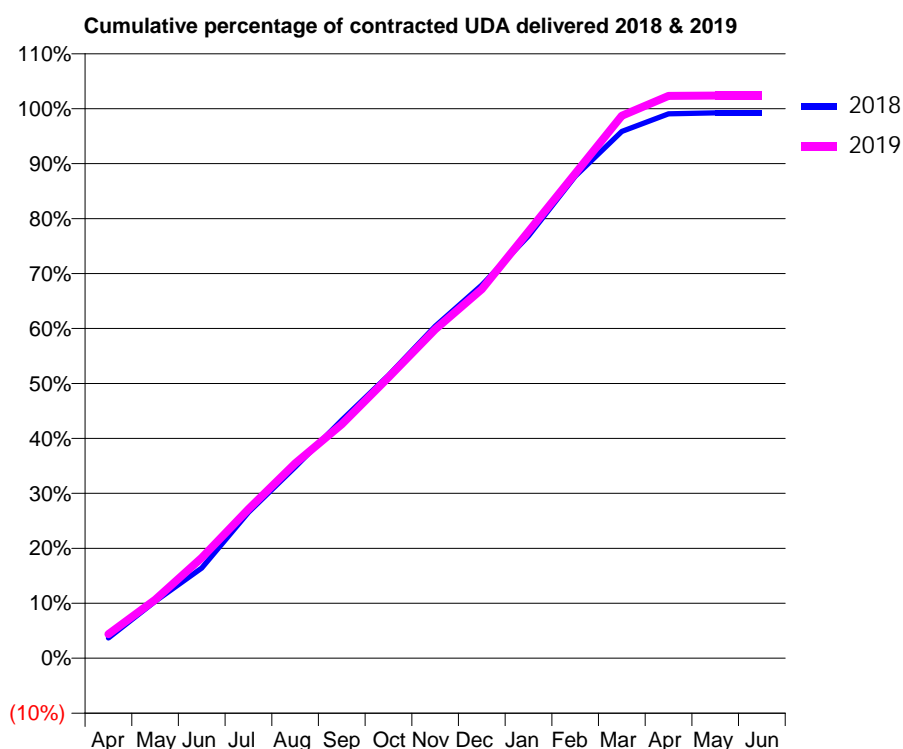
18/19 Contracted general activity (UDA)	6,536
Carry forward general activity (UDA)	49
18/19 Contracted orthodontic activity (UOA)	0
Carry forward orthodontic activity (UOA)	0
Baseline contract value	£206,613.00

ACCESS*

Patients seen in 24 months	Total	Change since previous quarter
Quarter ending March 2018	2,301	
Quarter ending June 2018	2,290	→
Quarter ending September 2018	2,303	→
Quarter ending December 2018	2,379	↑
Quarter ending March 2019	2,465	↑
Variance since March 2018	7.1%	↑



ACTIVITY



Month	2018	2019
April	242	286
May	676	696
June	1,073	1,195
July	1,736	1,775
August	2,274	2,318
September	2,832	2,783
October	3,365	3,340
November	3,948	3,911
December	4,436	4,388
January	5,022	5,075
February	5,731	5,764
March	6,266	6,451
April	6,475	6,688
May	6,487	6,691
June	6,487	6,691

QUALITY

	Quantity	Base Number	Contract	AT	Region	England
% of FP17s for the same patient ID Re-attending within 3 months - Children	66	1,310	5.0%	9.6%	11.3%	11.8%
% of FP17s for the same patient ID Re-attending within 3 months - Adults	211	2,553	8.3%	15.2%	15.4%	15.7%
% of FP17s for the same patient ID Re-attending between 3 & 9 months - Children	925	1,310	70.6%	60.2%	61.3%	58.9%
% of FP17s for the same patient ID Re-attending between 3 & 9 months - Adults	1,695	2,553	66.4%	51.3%	52.1%	50.8%
% of FP17s for Band 1 Urgent Courses	138	3,849	3.6%	9.5%	9.5%	9.1%
% of FP17s Relating to Free Repair or Replacements	24	3,849	0.6%	0.5%	0.6%	0.8%
% of FP17s Relating to Continuations	19	3,849	0.5%	0.8%	0.8%	0.9%
% of Patients satisfied with the dentistry they have received	0	0	N/A	92.4%	92.4%	92.5%
% of Patients satisfied with the time they had to wait for an appointment	0	0	N/A	88.4%	86.3%	87.0%

* This is based on patients treated on this contract for their most recent course of treatment.

Figures in italics indicate the base number of FP17s or Patient Questionnaire responses are less than 100. N/A is shown where the base number of responses is less than 10 during the period. % is calculated as Quantity/Base number*100

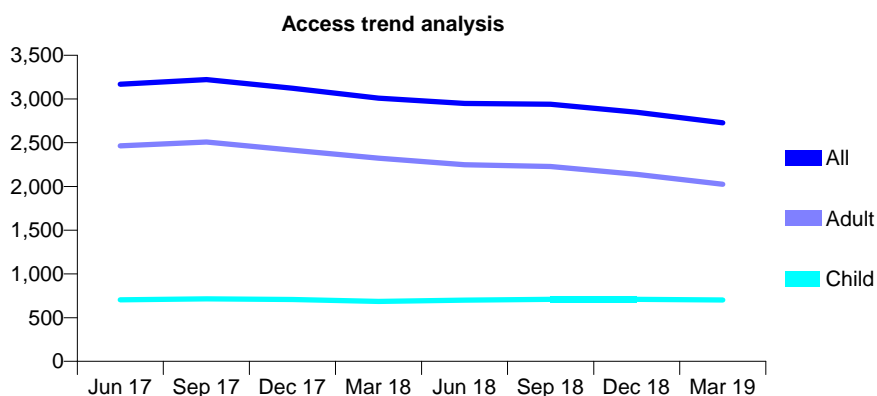
Q68 - Vital Signs At a Glance Contract Report for 134023/0001 - Year end March 2019

Name or company name	Bright Dental Clinic Limited
Contract type name	GDS Contract
Purpose of contract	General
Contract start date	01/04/2014
Contract end date	

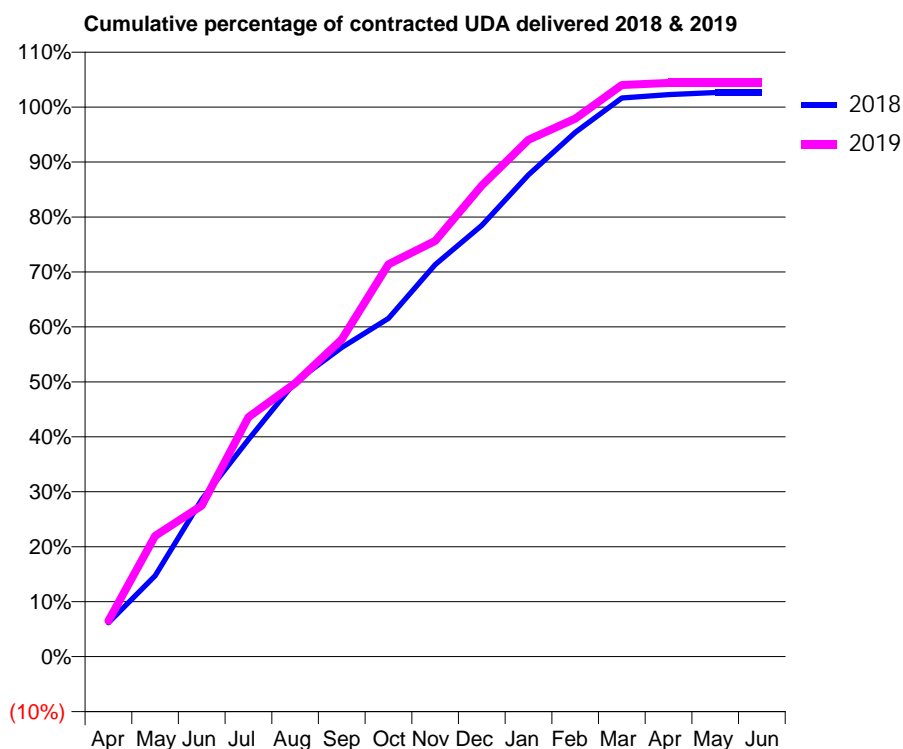
18/19 Contracted general activity (UDA)	7,557
Carry forward general activity (UDA)	0
18/19 Contracted orthodontic activity (UOA)	0
Carry forward orthodontic activity (UOA)	0
Baseline contract value	£198,872.60

ACCESS*

Patients seen in 24 months	Total	Change since previous quarter
Quarter ending March 2018	3,009	
Quarter ending June 2018	2,949	↓
Quarter ending September 2018	2,939	→
Quarter ending December 2018	2,848	↓
Quarter ending March 2019	2,728	↓
Variance since March 2018	(9.3%)	↓



ACTIVITY



Month	Adjusted Scheduled Activity (UDA)	
	2018	2019
April	465	492
May	1,111	1,660
June	2,161	2,077
July	2,986	3,292
August	3,776	3,760
September	4,253	4,364
October	4,651	5,396
November	5,391	5,717
December	5,930	6,478
January	6,625	7,108
February	7,208	7,397
March	7,682	7,862
April	7,727	7,889
May	7,755	7,889
June	7,755	7,889

QUALITY

	Quantity	Base Number	Contract	AT	Region	England
% of FP17s for the same patient ID Re-attending within 3 months - Children	93	1,191	7.8%	9.6%	11.3%	11.8%
% of FP17s for the same patient ID Re-attending within 3 months - Adults	452	2,915	15.5%	15.2%	15.4%	15.7%
% of FP17s for the same patient ID Re-attending between 3 & 9 months - Children	765	1,191	64.2%	60.2%	61.3%	58.9%
% of FP17s for the same patient ID Re-attending between 3 & 9 months - Adults	1,568	2,915	53.8%	51.3%	52.1%	50.8%
% of FP17s for Band 1 Urgent Courses	420	4,094	10.3%	9.5%	9.5%	9.1%
% of FP17s Relating to Free Repair or Replacements	8	4,094	0.2%	0.5%	0.6%	0.8%
% of FP17s Relating to Continuations	1	4,094	0.0%	0.8%	0.8%	0.9%
% of Patients satisfied with the dentistry they have received	1	1	N/A	92.4%	92.4%	92.5%
% of Patients satisfied with the time they had to wait for an appointment	1	1	N/A	88.4%	86.3%	87.0%

* This is based on patients treated on this contract for their most recent course of treatment. Figures in italics indicate the base number of FP17s or Patient Questionnaire responses are less than 100. N/A is shown where the base number of responses is less than 10 during the period. % is calculated as Quantity/Base number*100

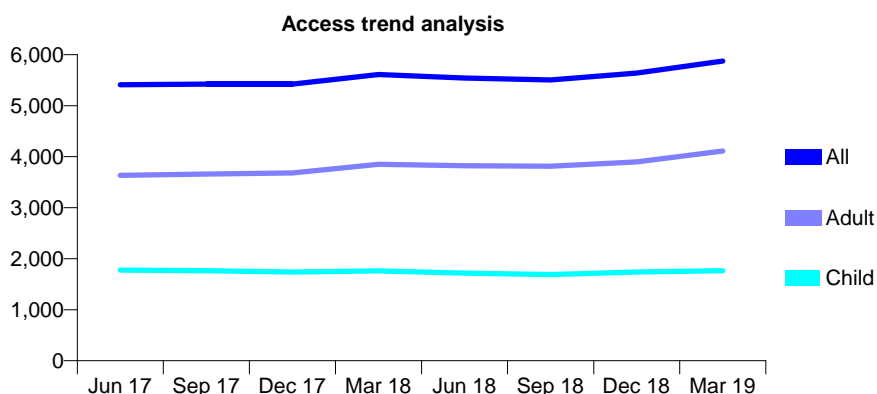
Q68 - Vital Signs At a Glance Contract Report for 134635/0001 - Year end March 2019

Name or company name	The Bosham Clinic Limited
Contract type name	GDS Contract
Purpose of contract	General
Contract start date	01/04/2011
Contract end date	

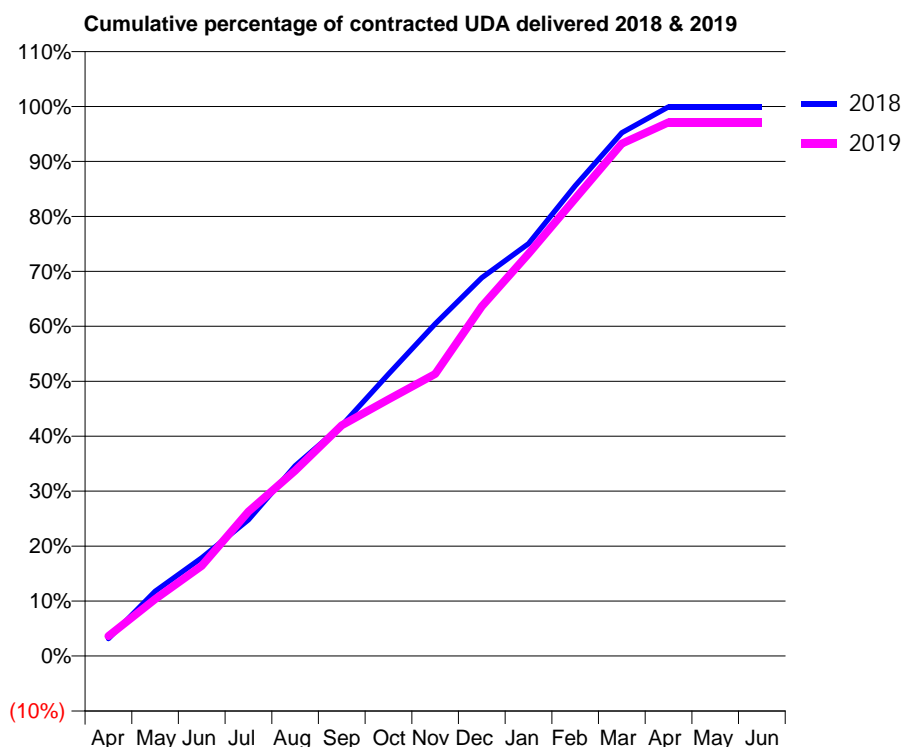
18/19 Contracted general activity (UDA)	16,055
Carry forward general activity (UDA)	11
18/19 Contracted orthodontic activity (UOA)	0
Carry forward orthodontic activity (UOA)	0
Baseline contract value	£422,410.75

ACCESS*

Patients seen in 24 months	Total	Change since previous quarter
Quarter ending March 2018	5,613	
Quarter ending June 2018	5,541	↓
Quarter ending September 2018	5,504	→
Quarter ending December 2018	5,637	↑
Quarter ending March 2019	5,876	↑
Variance since March 2018	4.7%	↑



ACTIVITY



Month	Adjusted Scheduled Activity (UDA)	
	2018	2019
April	507	582
May	1,893	1,663
June	2,870	2,634
July	3,984	4,221
August	5,558	5,418
September	6,734	6,741
October	8,238	7,500
November	9,703	8,243
December	11,051	10,215
January	12,050	11,753
February	13,741	13,366
March	15,288	14,969
April	16,044	15,589
May	16,044	15,590
June	16,044	15,592

QUALITY

	Quantity	Base Number	Contract	AT	Region	England
% of FP17s for the same patient ID Re-attending within 3 months - Children	158	2,757	5.7%	9.6%	11.3%	11.8%
% of FP17s for the same patient ID Re-attending within 3 months - Adults	690	6,182	11.2%	15.2%	15.4%	15.7%
% of FP17s for the same patient ID Re-attending between 3 & 9 months - Children	1,827	2,757	66.3%	60.2%	61.3%	58.9%
% of FP17s for the same patient ID Re-attending between 3 & 9 months - Adults	3,957	6,182	64.0%	51.3%	52.1%	50.8%
% of FP17s for Band 1 Urgent Courses	357	8,913	4.0%	9.5%	9.5%	9.1%
% of FP17s Relating to Free Repair or Replacements	33	8,913	0.4%	0.5%	0.6%	0.8%
% of FP17s Relating to Continuations	165	8,913	1.9%	0.8%	0.8%	0.9%
% of Patients satisfied with the dentistry they have received	3	4	N/A	92.4%	92.4%	92.5%
% of Patients satisfied with the time they had to wait for an appointment	2	4	N/A	88.4%	86.3%	87.0%

* This is based on patients treated on this contract for their most recent course of treatment. Figures in italics indicate the base number of FP17s or Patient Questionnaire responses are less than 100. N/A is shown where the base number of responses is less than 10 during the period. % is calculated as Quantity/Base number*100

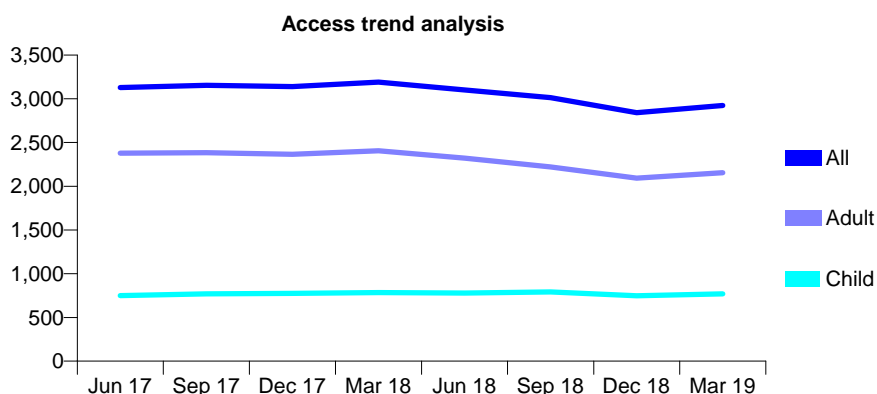
Q68 - Vital Signs At a Glance Contract Report for 137006/0001 - Year end March 2019

Name or company name	Dr Waseem Akhtar
Contract type name	GDS Contract
Purpose of contract	General
Contract start date	01/04/2015
Contract end date	

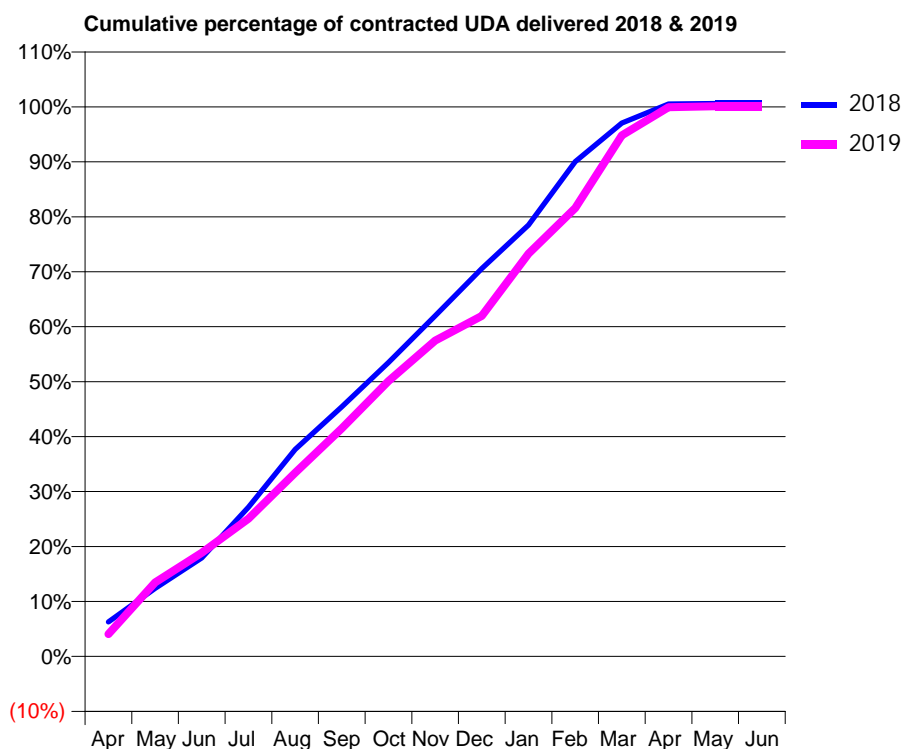
18/19 Contracted general activity (UDA)	8,158
Carry forward general activity (UDA)	0
18/19 Contracted orthodontic activity (UOA)	0
Carry forward orthodontic activity (UOA)	0
Baseline contract value	£197,309.93

ACCESS*

Patients seen in 24 months	Total	Change since previous quarter
Quarter ending March 2018	3,191	
Quarter ending June 2018	3,101	↓
Quarter ending September 2018	3,012	↓
Quarter ending December 2018	2,841	↓
Quarter ending March 2019	2,925	↑
Variance since March 2018	(8.3%)	↓



ACTIVITY



Month	Adjusted Scheduled Activity (UDA)	
	2018	2019
April	513	332
May	1,012	1,099
June	1,462	1,539
July	2,217	2,043
August	3,073	2,728
September	3,705	3,385
October	4,364	4,087
November	5,058	4,689
December	5,758	5,056
January	6,403	5,979
February	7,345	6,655
March	7,919	7,734
April	8,201	8,152
May	8,207	8,167
June	8,207	8,167

QUALITY

	Quantity	Base Number	Contract	AT	Region	England
% of FP17s for the same patient ID Re-attending within 3 months - Children	53	849	6.2%	9.6%	11.3%	11.8%
% of FP17s for the same patient ID Re-attending within 3 months - Adults	173	2,012	8.6%	15.2%	15.4%	15.7%
% of FP17s for the same patient ID Re-attending between 3 & 9 months - Children	300	849	35.3%	60.2%	61.3%	58.9%
% of FP17s for the same patient ID Re-attending between 3 & 9 months - Adults	647	2,012	32.2%	51.3%	52.1%	50.8%
% of FP17s for Band 1 Urgent Courses	516	2,856	18.1%	9.5%	9.5%	9.1%
% of FP17s Relating to Free Repair or Replacements	27	2,856	0.9%	0.5%	0.6%	0.8%
% of FP17s Relating to Continuations	11	2,856	0.4%	0.8%	0.8%	0.9%
% of Patients satisfied with the dentistry they have received	3	3	N/A	92.4%	92.4%	92.5%
% of Patients satisfied with the time they had to wait for an appointment	3	3	N/A	88.4%	86.3%	87.0%

* This is based on patients treated on this contract for their most recent course of treatment. Figures in italics indicate the base number of FP17s or Patient Questionnaire responses are less than 100. N/A is shown where the base number of responses is less than 10 during the period. % is calculated as Quantity/Base number*100

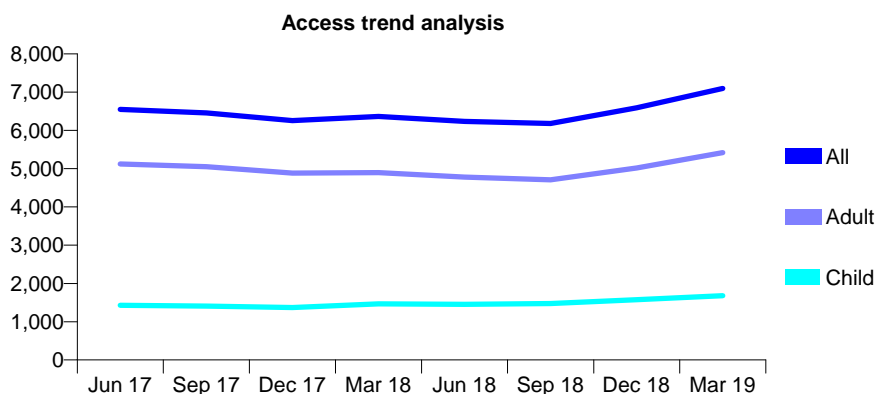
Q68 - Vital Signs At a Glance Contract Report for 137227/0001 - Year end March 2019

Name or company name	Mr A Pangotra and Associates
Contract type name	GDS Contract
Purpose of contract	General
Contract start date	01/08/2012
Contract end date	

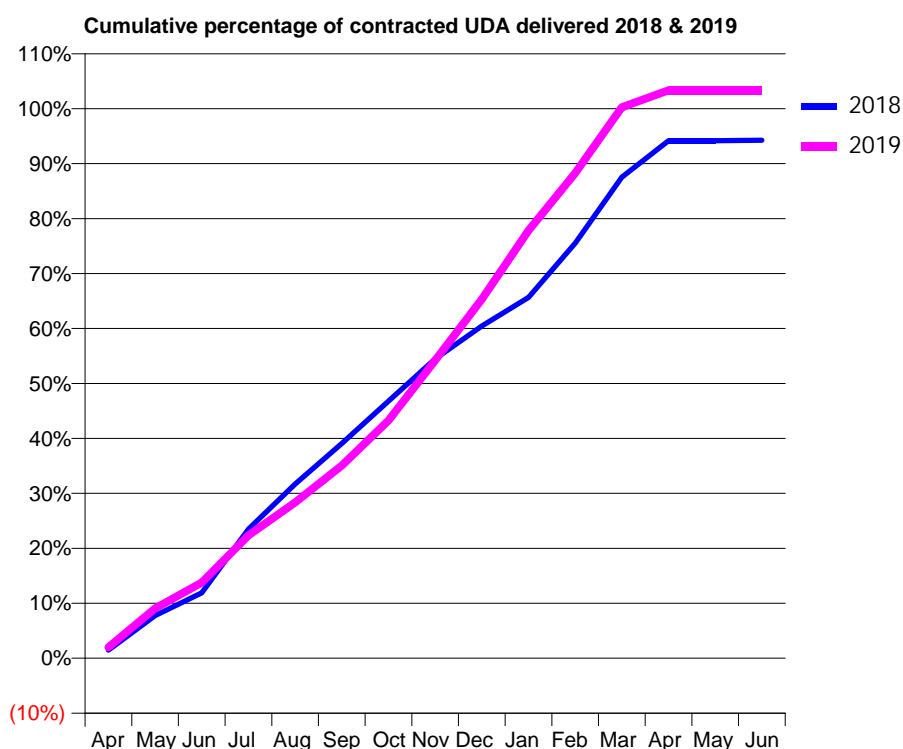
18/19 Contracted general activity (UDA)	23,000
Carry forward general activity (UDA)	0
18/19 Contracted orthodontic activity (UOA)	0
Carry forward orthodontic activity (UOA)	0
Baseline contract value	£692,113.58

ACCESS*

Patients seen in 24 months	Total	Change since previous quarter
Quarter ending March 2018	6,362	
Quarter ending June 2018	6,233	↓
Quarter ending September 2018	6,180	→
Quarter ending December 2018	6,591	↑
Quarter ending March 2019	7,095	↑
Variance since March 2018	11.5%	↑



ACTIVITY



Month	Adjusted Scheduled Activity (UDA)	
	2018	2019
April	339	458
May	1,789	2,092
June	2,738	3,170
July	5,397	5,144
August	7,291	6,524
September	8,983	8,064
October	10,763	9,947
November	12,526	12,471
December	13,901	15,025
January	15,101	17,901
February	17,370	20,304
March	20,130	23,062
April	21,659	23,768
May	21,659	23,769
June	21,682	23,769

QUALITY

	Quantity	Base Number	Contract	AT	Region	England
% of FP17s for the same patient ID Re-attending within 3 months - Children	146	2,092	7.0%	9.6%	11.3%	11.8%
% of FP17s for the same patient ID Re-attending within 3 months - Adults	1,247	6,868	18.2%	15.2%	15.4%	15.7%
% of FP17s for the same patient ID Re-attending between 3 & 9 months - Children	845	2,092	40.4%	60.2%	61.3%	58.9%
% of FP17s for the same patient ID Re-attending between 3 & 9 months - Adults	2,468	6,868	35.9%	51.3%	52.1%	50.8%
% of FP17s for Band 1 Urgent Courses	1,390	8,816	15.8%	9.5%	9.5%	9.1%
% of FP17s Relating to Free Repair or Replacements	13	8,816	0.1%	0.5%	0.6%	0.8%
% of FP17s Relating to Continuations	97	8,816	1.1%	0.8%	0.8%	0.9%
% of Patients satisfied with the dentistry they have received	2	2	N/A	92.4%	92.4%	92.5%
% of Patients satisfied with the time they had to wait for an appointment	2	2	N/A	88.4%	86.3%	87.0%

* This is based on patients treated on this contract for their most recent course of treatment.

Figures in italics indicate the base number of FP17s or Patient Questionnaire responses are less than 100. N/A is shown where the base number of responses is less than 10 during the period. % is calculated as Quantity/Base number*100

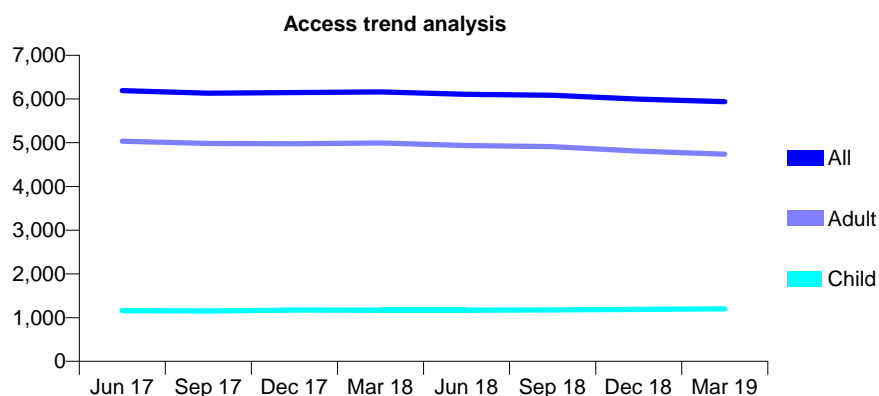
Q68 - Vital Signs At a Glance Contract Report for 138053/0001 - Year end March 2019

Name or company name	Richmond House Practice Limited
Contract type name	GDS Contract
Purpose of contract	General
Contract start date	01/10/2011
Contract end date	

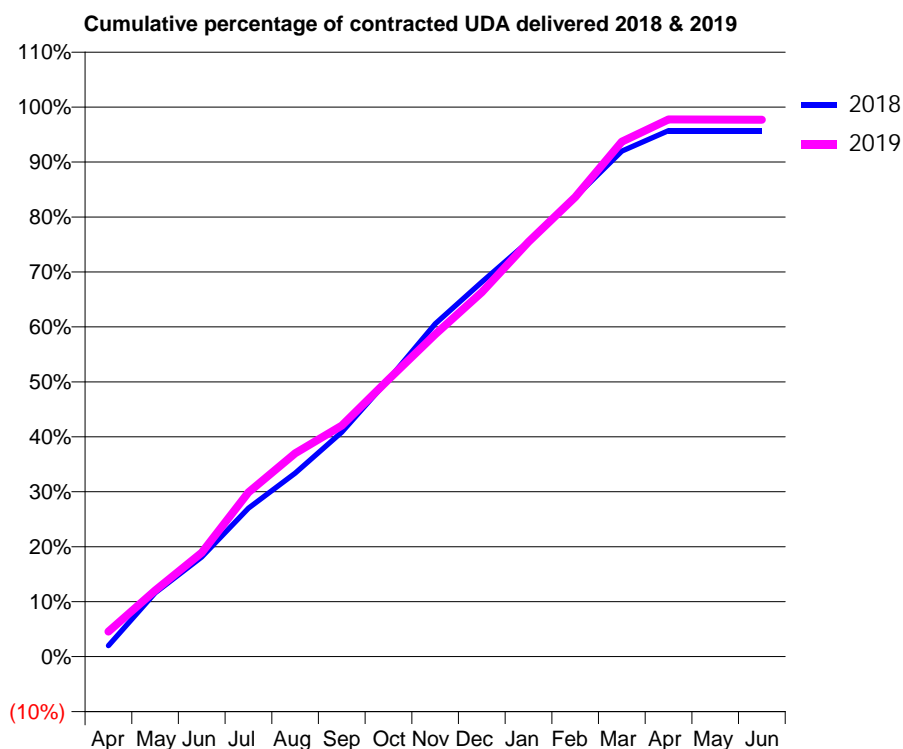
18/19 Contracted general activity (UDA)	16,550
Carry forward general activity (UDA)	0
18/19 Contracted orthodontic activity (UOA)	0
Carry forward orthodontic activity (UOA)	0
Baseline contract value	£469,544.08

ACCESS*

Patients seen in 24 months	Total	Change since previous quarter
Quarter ending March 2018	6,164	
Quarter ending June 2018	6,107	→
Quarter ending September 2018	6,084	→
Quarter ending December 2018	5,999	↓
Quarter ending March 2019	5,941	→
Variance since March 2018	(3.6%)	↓



ACTIVITY



Month	Adjusted Scheduled Activity (UDA)	
	2018	2019
April	332	754
May	1,921	1,996
June	3,003	3,131
July	4,473	4,950
August	5,528	6,124
September	6,761	6,957
October	8,342	8,343
November	10,022	9,703
December	11,280	10,974
January	12,505	12,493
February	13,841	13,840
March	15,224	15,509
April	15,837	16,174
May	15,838	16,170
June	15,837	16,167

QUALITY

	Quantity	Base Number	Contract	AT	Region	England
% of FP17s for the same patient ID Re-attending within 3 months - Children	100	1,851	5.4%	9.6%	11.3%	11.8%
% of FP17s for the same patient ID Re-attending within 3 months - Adults	691	6,530	10.6%	15.2%	15.4%	15.7%
% of FP17s for the same patient ID Re-attending between 3 & 9 months - Children	1,216	1,851	65.7%	60.2%	61.3%	58.9%
% of FP17s for the same patient ID Re-attending between 3 & 9 months - Adults	3,851	6,530	59.0%	51.3%	52.1%	50.8%
% of FP17s for Band 1 Urgent Courses	270	8,381	3.2%	9.5%	9.5%	9.1%
% of FP17s Relating to Free Repair or Replacements	39	8,381	0.5%	0.5%	0.6%	0.8%
% of FP17s Relating to Continuations	187	8,381	2.2%	0.8%	0.8%	0.9%
% of Patients satisfied with the dentistry they have received	2	3	N/A	92.4%	92.4%	92.5%
% of Patients satisfied with the time they had to wait for an appointment	3	3	N/A	88.4%	86.3%	87.0%

* This is based on patients treated on this contract for their most recent course of treatment. Figures in italics indicate the base number of FP17s or Patient Questionnaire responses are less than 100. N/A is shown where the base number of responses is less than 10 during the period. % is calculated as Quantity/Base number*100

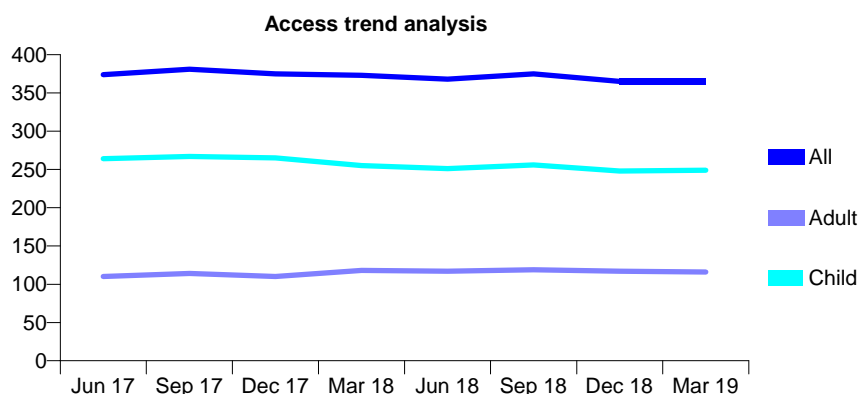
Q68 - Vital Signs At a Glance Contract Report for 141011/0001 - Year end March 2019

Name or company name	APF Dental Practice
Contract type name	GDS Contract
Purpose of contract	General
Contract start date	01/04/2006
Contract end date	

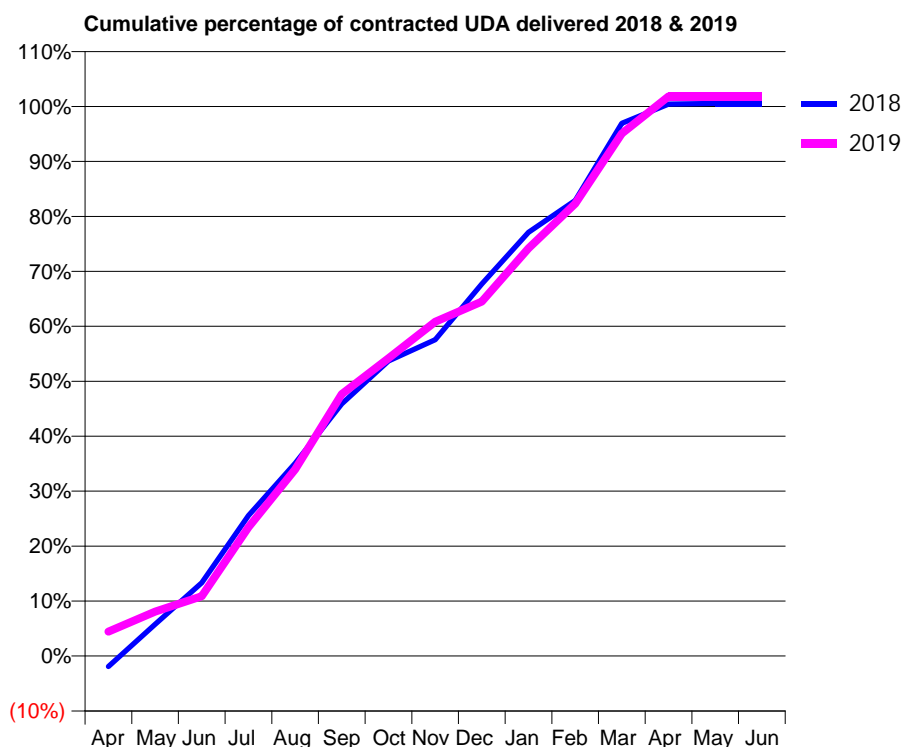
18/19 Contracted general activity (UDA)	830
Carry forward general activity (UDA)	0
18/19 Contracted orthodontic activity (UOA)	0
Carry forward orthodontic activity (UOA)	0
Baseline contract value	£23,697.43

ACCESS*

Patients seen in 24 months	Total	Change since previous quarter
Quarter ending March 2018	373	
Quarter ending June 2018	368	↓
Quarter ending September 2018	375	→
Quarter ending December 2018	365	↓
Quarter ending March 2019	365	→
Variance since March 2018	(2.1%)	↓



ACTIVITY



Month	Adjusted Scheduled Activity (UDA)	
	2018	2019
April	-16	37
May	48	67
June	111	90
July	212	194
August	291	282
September	381	395
October	446	450
November	478	505
December	562	535
January	640	616
February	688	683
March	805	789
April	834	845
May	835	845
June	835	845

QUALITY

	Quantity	Base Number	Contract	AT	Region	England
% of FP17s for the same patient ID Re-attending within 3 months - Children	20	445	4.5%	9.6%	11.3%	11.8%
% of FP17s for the same patient ID Re-attending within 3 months - Adults	14	160	8.8%	15.2%	15.4%	15.7%
% of FP17s for the same patient ID Re-attending between 3 & 9 months - Children	353	445	79.3%	60.2%	61.3%	58.9%
% of FP17s for the same patient ID Re-attending between 3 & 9 months - Adults	120	160	75.0%	51.3%	52.1%	50.8%
% of FP17s for Band 1 Urgent Courses	26	604	4.3%	9.5%	9.5%	9.1%
% of FP17s Relating to Free Repair or Replacements	0	604	0.0%	0.5%	0.6%	0.8%
% of FP17s Relating to Continuations	1	604	0.2%	0.8%	0.8%	0.9%
% of Patients satisfied with the dentistry they have received	0	0	N/A	92.4%	92.4%	92.5%
% of Patients satisfied with the time they had to wait for an appointment	0	0	N/A	88.4%	86.3%	87.0%

* This is based on patients treated on this contract for their most recent course of treatment. Figures in italics indicate the base number of FP17s or Patient Questionnaire responses are less than 100. N/A is shown where the base number of responses is less than 10 during the period. % is calculated as Quantity/Base number*100

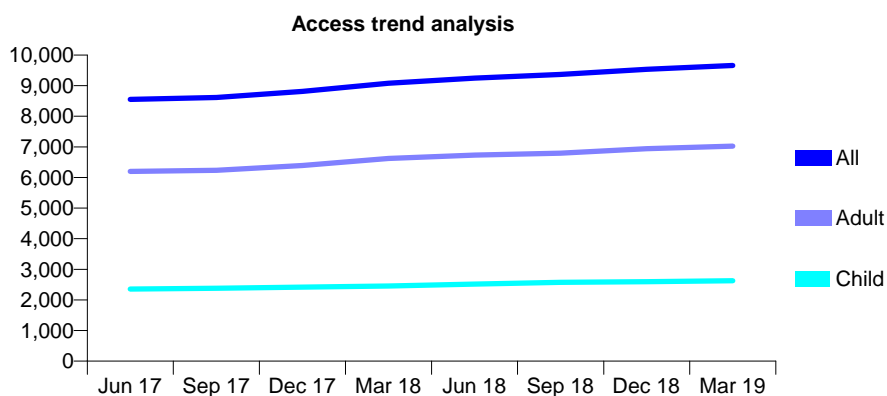
Q68 - Vital Signs At a Glance Contract Report for 141127/0001 - Year end March 2019

Name or company name	Mr S A Butt & Mr S Butt
Contract type name	Pilot Contract
Purpose of contract	General
Contract start date	01/08/2011
Contract end date	

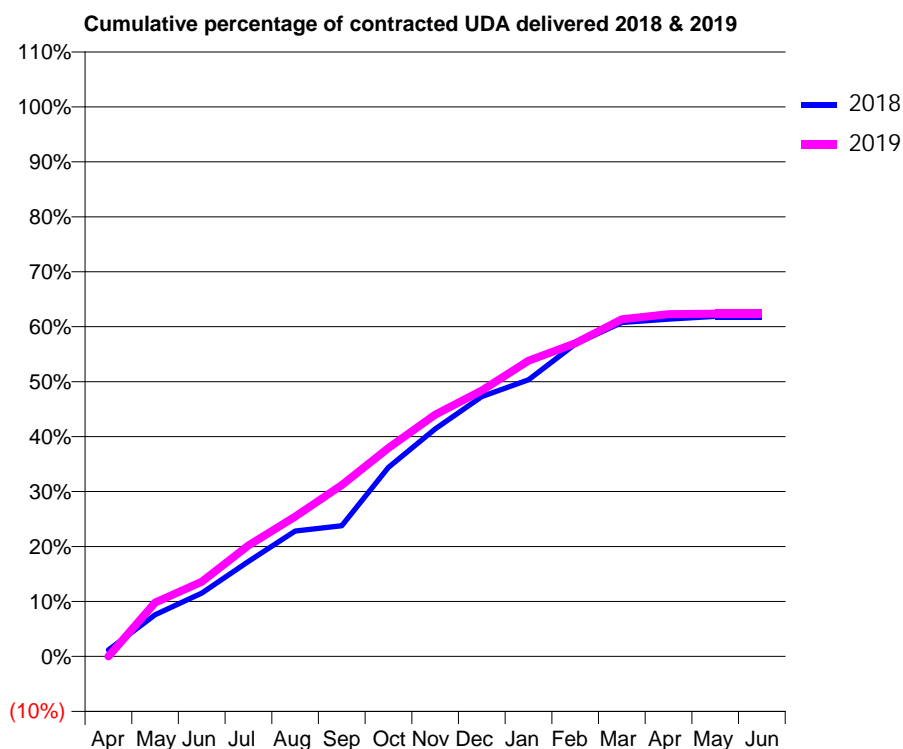
18/19 Contracted general activity (UDA)	31,276
Carry forward general activity (UDA)	0
18/19 Contracted orthodontic activity (UOA)	0
Carry forward orthodontic activity (UOA)	0
Baseline contract value	£767,802.19

ACCESS*

Patients seen in 24 months	Total	Change since previous quarter
Quarter ending March 2018	9,077	
Quarter ending June 2018	9,247	→
Quarter ending September 2018	9,368	→
Quarter ending December 2018	9,538	→
Quarter ending March 2019	9,659	→
Variance since March 2018	6.4%	↑



ACTIVITY



Month	Adjusted Scheduled Activity (UDA)	
	2018	2019
April	365	0
May	2,375	3,060
June	3,601	4,254
July	5,409	6,321
August	7,140	7,960
September	7,441	9,748
October	10,760	11,869
November	12,949	13,755
December	14,788	15,140
January	15,748	16,833
February	17,773	17,825
March	19,001	19,187
April	19,198	19,481
May	19,349	19,502
June	19,350	19,501

QUALITY

	Quantity	Base Number	Contract	AT	Region	England
% of FP17s for the same patient ID Re-attending within 3 months - Children	285	3,693	7.7%	9.6%	11.3%	11.8%
% of FP17s for the same patient ID Re-attending within 3 months - Adults	1,261	7,859	16.0%	15.2%	15.4%	15.7%
% of FP17s for the same patient ID Re-attending between 3 & 9 months - Children	1,937	3,693	52.5%	60.2%	61.3%	58.9%
% of FP17s for the same patient ID Re-attending between 3 & 9 months - Adults	2,457	7,859	31.3%	51.3%	52.1%	50.8%
% of FP17s for Band 1 Urgent Courses	1,250	10,048	12.4%	9.5%	9.5%	9.1%
% of FP17s Relating to Free Repair or Replacements	47	10,048	0.5%	0.5%	0.6%	0.8%
% of FP17s Relating to Continuations	16	10,048	0.2%	0.8%	0.8%	0.9%
% of Patients satisfied with the dentistry they have received	2	2	N/A	92.4%	92.4%	92.5%
% of Patients satisfied with the time they had to wait for an appointment	2	2	N/A	88.4%	86.3%	87.0%

* This is based on patients treated on this contract for their most recent course of treatment. Figures in italics indicate the base number of FP17s or Patient Questionnaire responses are less than 100. N/A is shown where the base number of responses is less than 10 during the period. % is calculated as Quantity/Base number*100

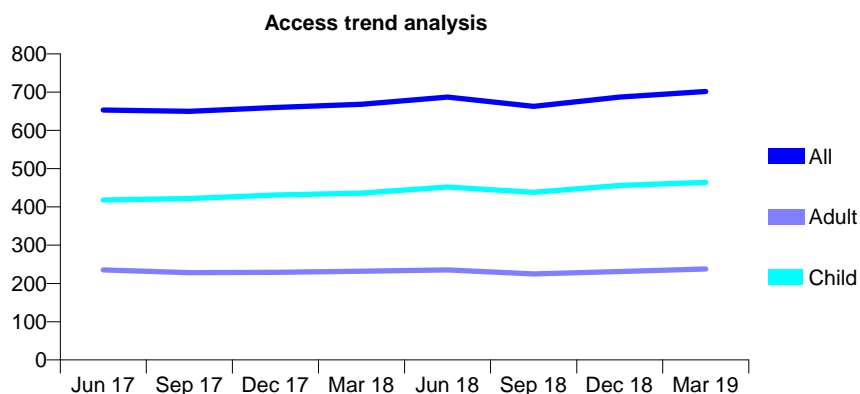
Q68 - Vital Signs At a Glance Contract Report for 141410/0001 - Year end March 2019

Name or company name	Ucer Ltd
Contract type name	GDS Contract
Purpose of contract	General
Contract start date	01/10/2009
Contract end date	

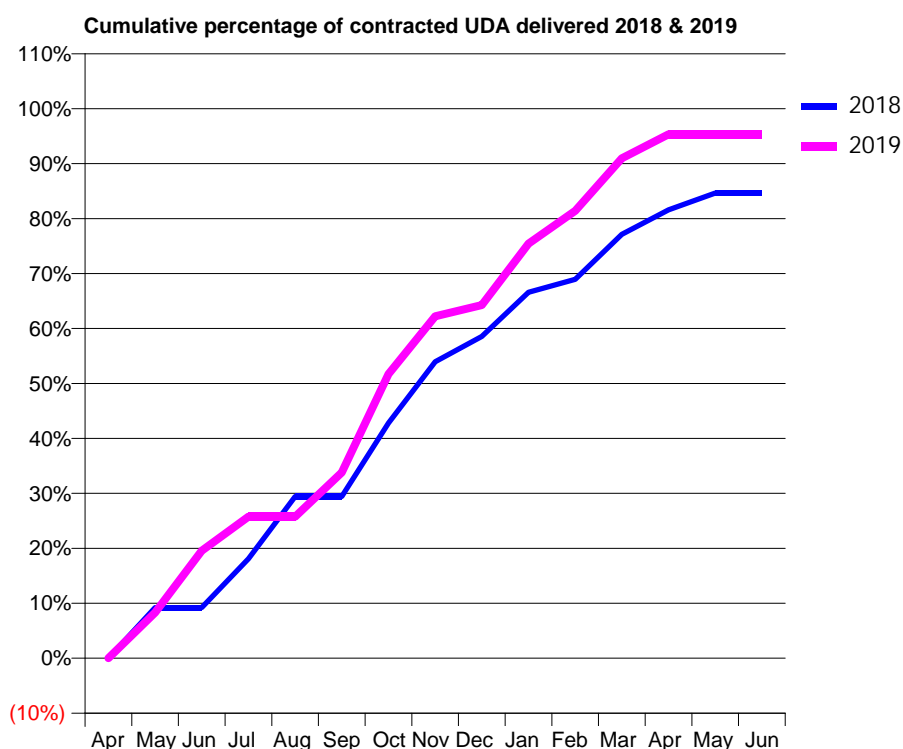
18/19 Contracted general activity (UDA)	1,300
Carry forward general activity (UDA)	0
18/19 Contracted orthodontic activity (UOA)	0
Carry forward orthodontic activity (UOA)	0
Baseline contract value	£29,708.79

ACCESS*

Patients seen in 24 months	Total	Change since previous quarter
Quarter ending March 2018	668	
Quarter ending June 2018	687	↑
Quarter ending September 2018	663	↓
Quarter ending December 2018	687	↑
Quarter ending March 2019	702	↑
Variance since March 2018	5.1%	↑



ACTIVITY



Month	Adjusted Scheduled Activity (UDA)	
	2018	2019
April	0	0
May	147	108
June	147	254
July	290	335
August	471	335
September	471	439
October	685	672
November	863	809
December	937	836
January	1,065	981
February	1,103	1,058
March	1,234	1,182
April	1,306	1,239
May	1,354	1,239
June	1,354	1,239

QUALITY

	Quantity	Base Number	Contract	AT	Region	England
% of FP17s for the same patient ID Re-attending within 3 months - Children	27	673	4.0%	9.6%	11.3%	11.8%
% of FP17s for the same patient ID Re-attending within 3 months - Adults	28	273	10.3%	15.2%	15.4%	15.7%
% of FP17s for the same patient ID Re-attending between 3 & 9 months - Children	409	673	60.8%	60.2%	61.3%	58.9%
% of FP17s for the same patient ID Re-attending between 3 & 9 months - Adults	140	273	51.3%	51.3%	52.1%	50.8%
% of FP17s for Band 1 Urgent Courses	56	918	6.1%	9.5%	9.5%	9.1%
% of FP17s Relating to Free Repair or Replacements	0	918	0.0%	0.5%	0.6%	0.8%
% of FP17s Relating to Continuations	3	918	0.3%	0.8%	0.8%	0.9%
% of Patients satisfied with the dentistry they have received	0	0	N/A	92.4%	92.4%	92.5%
% of Patients satisfied with the time they had to wait for an appointment	0	0	N/A	88.4%	86.3%	87.0%

* This is based on patients treated on this contract for their most recent course of treatment.

Figures in italics indicate the base number of FP17s or Patient Questionnaire responses are less than 100. N/A is shown where the base number of responses is less than 10 during the period. % is calculated as Quantity/Base number*100

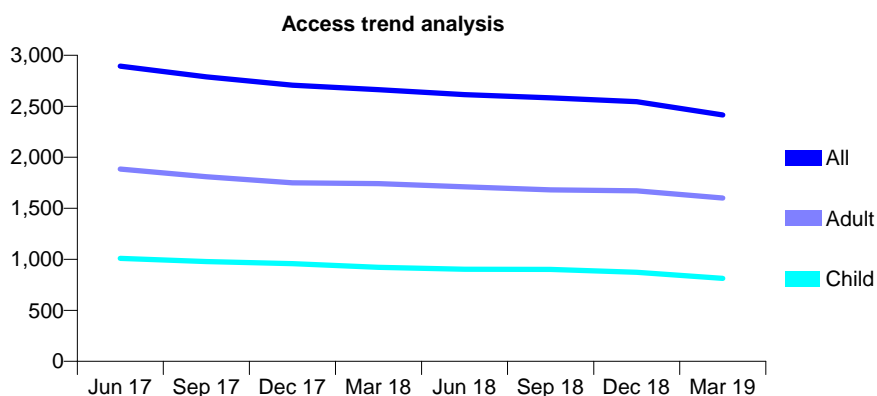
Q68 - Vital Signs At a Glance Contract Report for 144258/0001 - Year end March 2019

Name or company name	Brighton Dental Services
Contract type name	PDS Contract
Purpose of contract	General
Contract start date	01/04/2006
Contract end date	31/03/2021

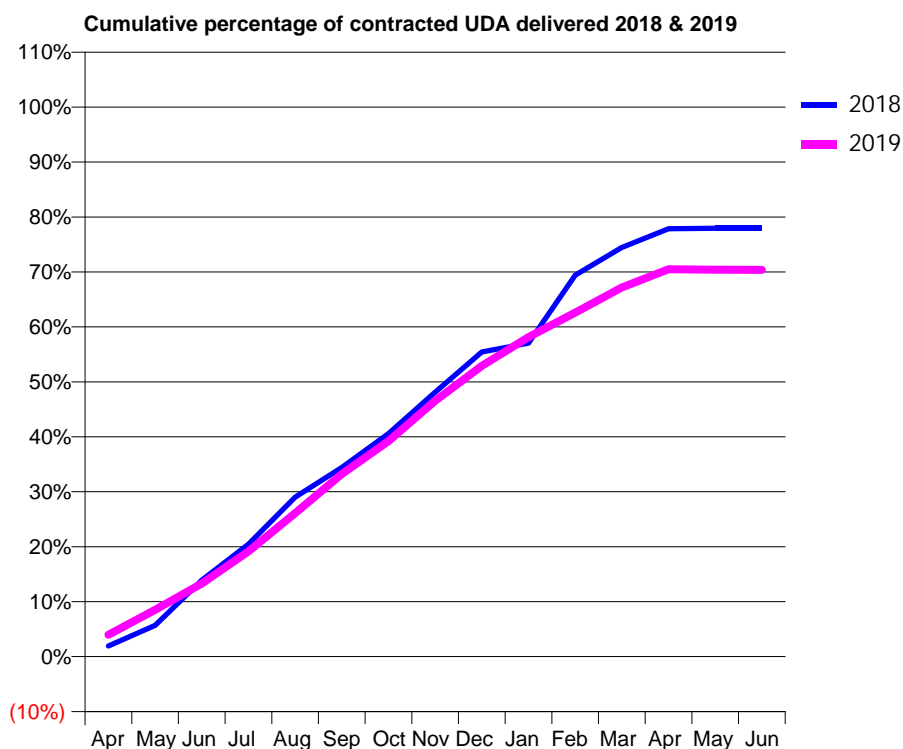
18/19 Contracted general activity (UDA)	8,074
Carry forward general activity (UDA)	0
18/19 Contracted orthodontic activity (UOA)	0
Carry forward orthodontic activity (UOA)	0
Baseline contract value	£1,680,913.69

ACCESS*

Patients seen in 24 months	Total	Change since previous quarter
Quarter ending March 2018	2,663	
Quarter ending June 2018	2,614	↓
Quarter ending September 2018	2,582	↓
Quarter ending December 2018	2,544	↓
Quarter ending March 2019	2,415	↓
Variance since March 2018	(9.3%)	↓



ACTIVITY



Month	Adjusted Scheduled Activity (UDA)	
	2018	2019
April	155	321
May	460	689
June	1,124	1,075
July	1,652	1,548
August	2,341	2,110
September	2,777	2,681
October	3,277	3,165
November	3,885	3,759
December	4,477	4,273
January	4,605	4,696
February	5,605	5,055
March	6,011	5,422
April	6,286	5,691
May	6,295	5,684
June	6,295	5,683

QUALITY

	Quantity	Base Number	Contract	AT	Region	England
% of FP17s for the same patient ID Re-attending within 3 months - Children	91	1,018	8.9%	9.6%	11.3%	11.8%
% of FP17s for the same patient ID Re-attending within 3 months - Adults	199	1,496	13.3%	15.2%	15.4%	15.7%
% of FP17s for the same patient ID Re-attending between 3 & 9 months - Children	428	1,018	42.0%	60.2%	61.3%	58.9%
% of FP17s for the same patient ID Re-attending between 3 & 9 months - Adults	570	1,496	38.1%	51.3%	52.1%	50.8%
% of FP17s for Band 1 Urgent Courses	196	2,508	7.8%	9.5%	9.5%	9.1%
% of FP17s Relating to Free Repair or Replacements	2	2,508	0.1%	0.5%	0.6%	0.8%
% of FP17s Relating to Continuations	5	2,508	0.2%	0.8%	0.8%	0.9%
% of Patients satisfied with the dentistry they have received	1	1	N/A	92.4%	92.4%	92.5%
% of Patients satisfied with the time they had to wait for an appointment	1	1	N/A	88.4%	86.3%	87.0%

* This is based on patients treated on this contract for their most recent course of treatment. Figures in italics indicate the base number of FP17s or Patient Questionnaire responses are less than 100. N/A is shown where the base number of responses is less than 10 during the period. % is calculated as Quantity/Base number*100

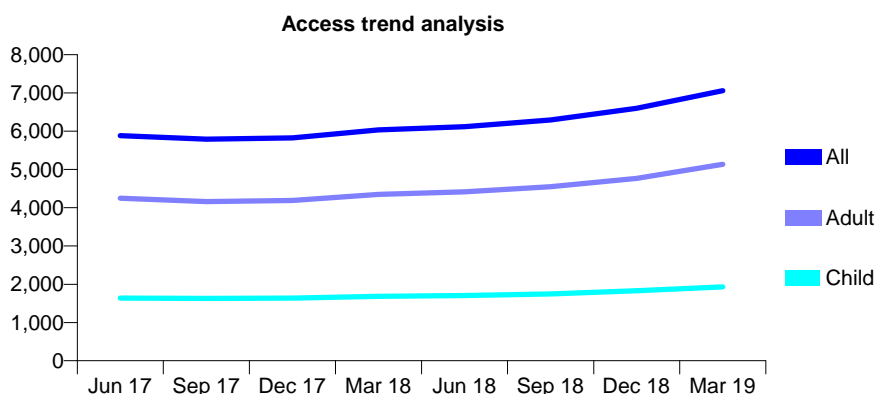
Q68 - Vital Signs At a Glance Contract Report for 146773/0001 - Year end March 2019

Name or company name	Shoreham Oral Care Limited
Contract type name	GDS Contract
Purpose of contract	General
Contract start date	01/12/2006
Contract end date	

18/19 Contracted general activity (UDA)	22,826
Carry forward general activity (UDA)	3,445
18/19 Contracted orthodontic activity (UOA)	0
Carry forward orthodontic activity (UOA)	0
Baseline contract value	£676,573.57

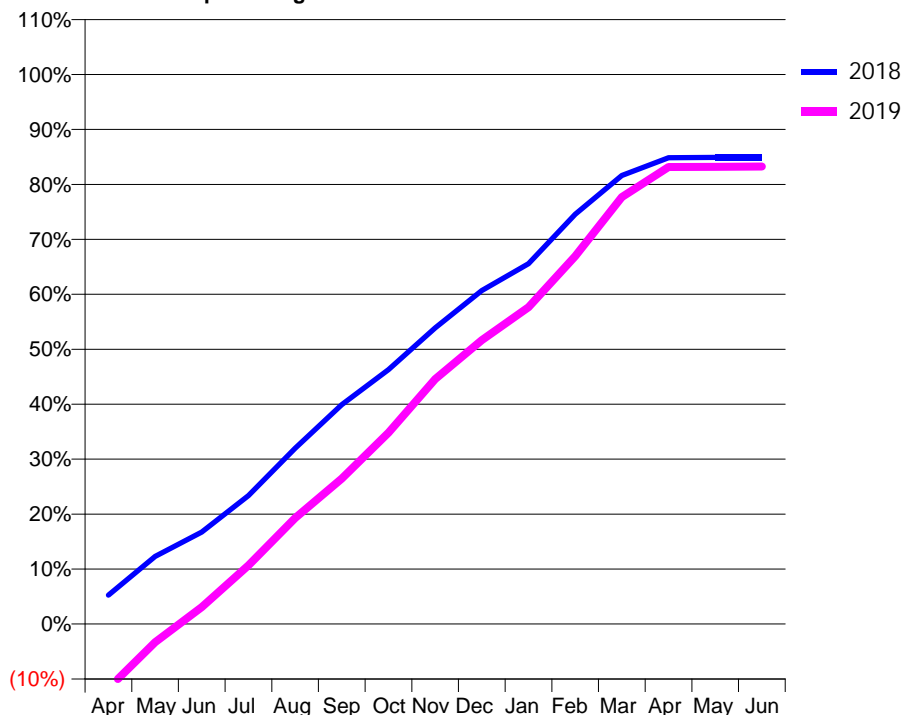
ACCESS*

Patients seen in 24 months	Total	Change since previous quarter
Quarter ending March 2018	6,033	
Quarter ending June 2018	6,119	→
Quarter ending September 2018	6,292	↑
Quarter ending December 2018	6,598	↑
Quarter ending March 2019	7,062	↑
Variance since March 2018	17.1%	↑



ACTIVITY

Cumulative percentage of contracted UDA delivered 2018 & 2019



Adjusted Scheduled Activity (UDA)

Month	2018	2019
April	1,200	-2,679
May	2,814	-763
June	3,817	698
July	5,334	2,436
August	7,305	4,407
September	9,111	6,041
October	10,567	7,948
November	12,300	10,173
December	13,850	11,789
January	14,972	13,161
February	17,019	15,277
March	18,631	17,734
April	19,370	18,981
May	19,378	18,987
June	19,380	19,002

QUALITY

	Quantity	Base Number	Contract	AT	Region	England
% of FP17s for the same patient ID Re-attending within 3 months - Children	137	2,969	4.6%	9.6%	11.3%	11.8%
% of FP17s for the same patient ID Re-attending within 3 months - Adults	895	7,391	12.1%	15.2%	15.4%	15.7%
% of FP17s for the same patient ID Re-attending between 3 & 9 months - Children	1,873	2,969	63.1%	60.2%	61.3%	58.9%
% of FP17s for the same patient ID Re-attending between 3 & 9 months - Adults	3,910	7,391	52.9%	51.3%	52.1%	50.8%
% of FP17s for Band 1 Urgent Courses	691	10,519	6.6%	9.5%	9.5%	9.1%
% of FP17s Relating to Free Repair or Replacements	43	10,519	0.4%	0.5%	0.6%	0.8%
% of FP17s Relating to Continuations	102	10,519	1.0%	0.8%	0.8%	0.9%
% of Patients satisfied with the dentistry they have received	3	3	N/A	92.4%	92.4%	92.5%
% of Patients satisfied with the time they had to wait for an appointment	3	3	N/A	88.4%	86.3%	87.0%

* This is based on patients treated on this contract for their most recent course of treatment.

Figures in italics indicate the base number of FP17s or Patient Questionnaire responses are less than 100. N/A is shown where the base number of responses is less than 10 during the period. % is calculated as Quantity/Base number*100

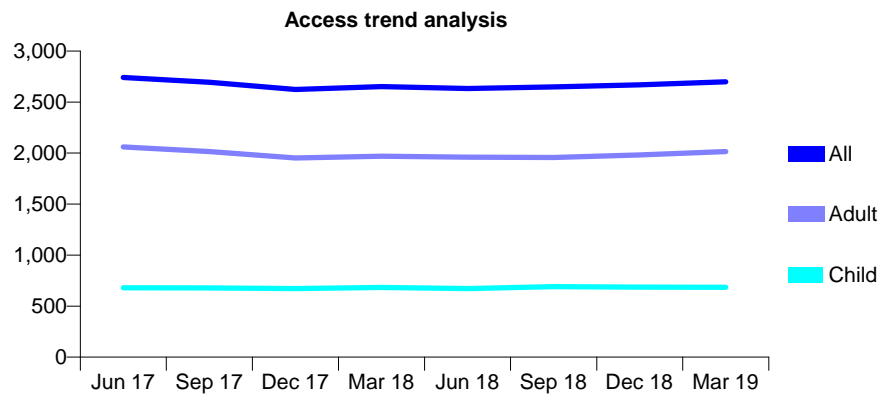
Q68 - Vital Signs At a Glance Contract Report for 147400/0001 - Year end March 2019

Name or company name	Woodcroft Dental Practice Ltd
Contract type name	GDS Contract
Purpose of contract	General
Contract start date	01/04/2010
Contract end date	

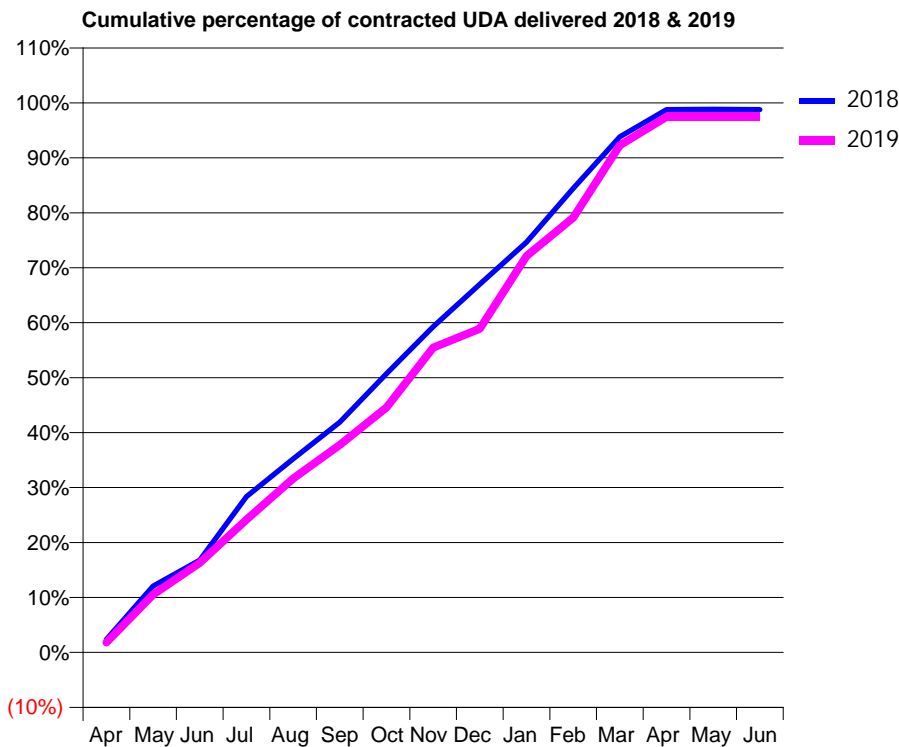
18/19 Contracted general activity (UDA)	9,400
Carry forward general activity (UDA)	113
18/19 Contracted orthodontic activity (UOA)	0
Carry forward orthodontic activity (UOA)	0
Baseline contract value	£315,171.62

ACCESS*

Patients seen in 24 months	Total	Change since previous quarter
Quarter ending March 2018	2,652	
Quarter ending June 2018	2,633	→
Quarter ending September 2018	2,649	→
Quarter ending December 2018	2,668	→
Quarter ending March 2019	2,699	→
Variance since March 2018	1.8%	→



ACTIVITY



Month	Adjusted Scheduled Activity (UDA)	
	2018	2019
April	223	173
May	1,136	990
June	1,576	1,531
July	2,665	2,272
August	3,311	2,974
September	3,937	3,548
October	4,766	4,190
November	5,571	5,214
December	6,298	5,537
January	7,018	6,778
February	7,938	7,435
March	8,818	8,673
April	9,286	9,160
May	9,289	9,160
June	9,286	9,161

QUALITY

	Quantity	Base Number	Contract	AT	Region	England
% of FP17s for the same patient ID Re-attending within 3 months - Children	94	1,129	8.3%	9.6%	11.3%	11.8%
% of FP17s for the same patient ID Re-attending within 3 months - Adults	523	3,325	15.7%	15.2%	15.4%	15.7%
% of FP17s for the same patient ID Re-attending between 3 & 9 months - Children	813	1,129	72.0%	60.2%	61.3%	58.9%
% of FP17s for the same patient ID Re-attending between 3 & 9 months - Adults	2,180	3,325	65.6%	51.3%	52.1%	50.8%
% of FP17s for Band 1 Urgent Courses	342	4,478	7.6%	9.5%	9.5%	9.1%
% of FP17s Relating to Free Repair or Replacements	18	4,478	0.4%	0.5%	0.6%	0.8%
% of FP17s Relating to Continuations	20	4,478	0.4%	0.8%	0.8%	0.9%
% of Patients satisfied with the dentistry they have received	2	2	N/A	92.4%	92.4%	92.5%
% of Patients satisfied with the time they had to wait for an appointment	2	2	N/A	88.4%	86.3%	87.0%

* This is based on patients treated on this contract for their most recent course of treatment. Figures in italics indicate the base number of FP17s or Patient Questionnaire responses are less than 100. N/A is shown where the base number of responses is less than 10 during the period. % is calculated as Quantity/Base number*100

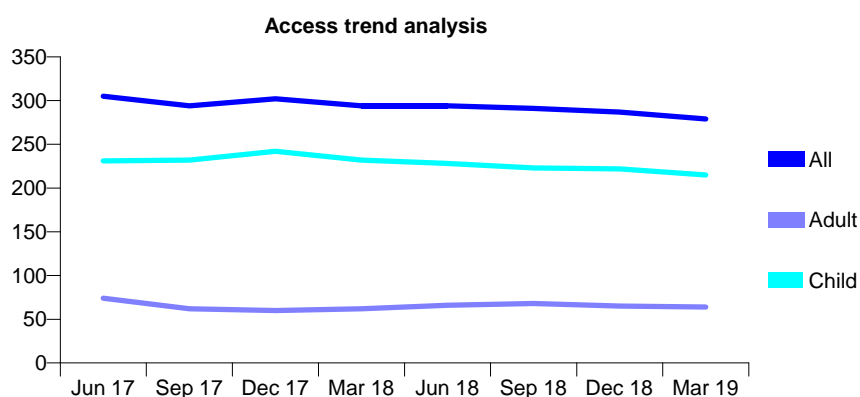
Q68 - Vital Signs At a Glance Contract Report for 148245/0001 - Year end March 2019

Name or company name	Donovan's Dental Practice Limited
Contract type name	GDS Contract
Purpose of contract	General
Contract start date	01/04/2011
Contract end date	

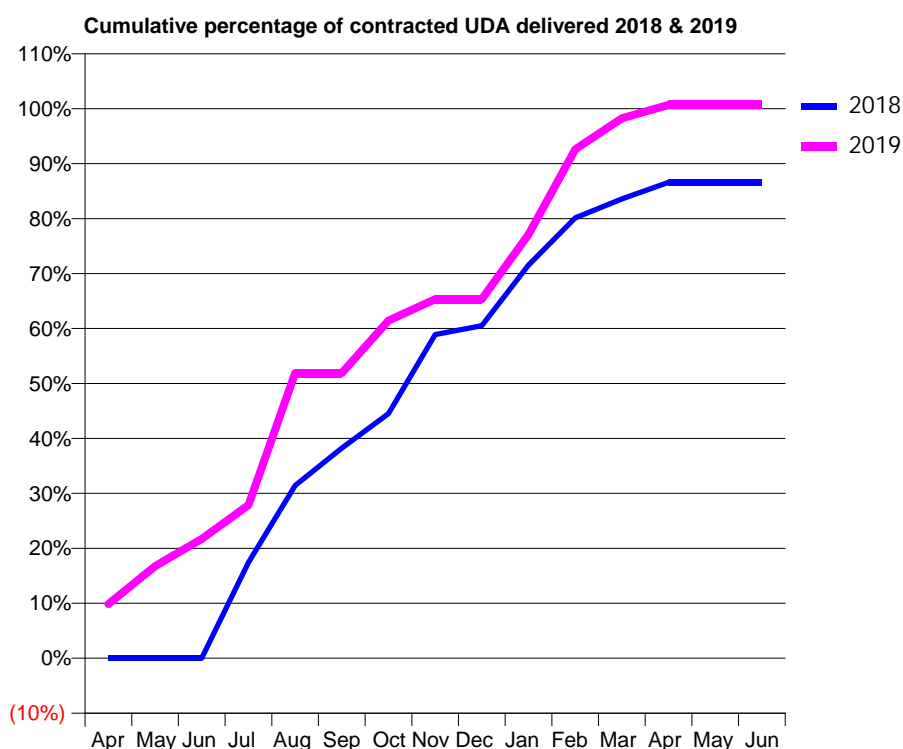
18/19 Contracted general activity (UDA)	408
Carry forward general activity (UDA)	0
18/19 Contracted orthodontic activity (UOA)	0
Carry forward orthodontic activity (UOA)	0
Baseline contract value	£9,906.18

ACCESS*

Patients seen in 24 months	Total	Change since previous quarter
Quarter ending March 2018	294	
Quarter ending June 2018	294	→
Quarter ending September 2018	291	↓
Quarter ending December 2018	287	↓
Quarter ending March 2019	279	↓
Variance since March 2018	(5.1%)	↓



ACTIVITY



Month	2018	2019
April	0	40
May	0	68
June	0	89
July	87	114
August	157	212
September	191	212
October	223	251
November	295	267
December	303	267
January	358	315
February	401	378
March	418	401
April	433	411
May	433	411
June	433	411

QUALITY

	Quantity	Base Number	Contract	AT	Region	England
% of FP17s for the same patient ID Re-attending within 3 months - Children	10	282	3.5%	9.6%	11.3%	11.8%
% of FP17s for the same patient ID Re-attending within 3 months - Adults	0	29	0.0%	15.2%	15.4%	15.7%
% of FP17s for the same patient ID Re-attending between 3 & 9 months - Children	166	282	58.9%	60.2%	61.3%	58.9%
% of FP17s for the same patient ID Re-attending between 3 & 9 months - Adults	22	29	75.9%	51.3%	52.1%	50.8%
% of FP17s for Band 1 Urgent Courses	4	303	1.3%	9.5%	9.5%	9.1%
% of FP17s Relating to Free Repair or Replacements	0	303	0.0%	0.5%	0.6%	0.8%
% of FP17s Relating to Continuations	3	303	1.0%	0.8%	0.8%	0.9%
% of Patients satisfied with the dentistry they have received	0	0	N/A	92.4%	92.4%	92.5%
% of Patients satisfied with the time they had to wait for an appointment	0	0	N/A	88.4%	86.3%	87.0%

* This is based on patients treated on this contract for their most recent course of treatment.

Figures in italics indicate the base number of FP17s or Patient Questionnaire responses are less than 100. N/A is shown where the base number of responses is less than 10 during the period. % is calculated as Quantity/Base number*100

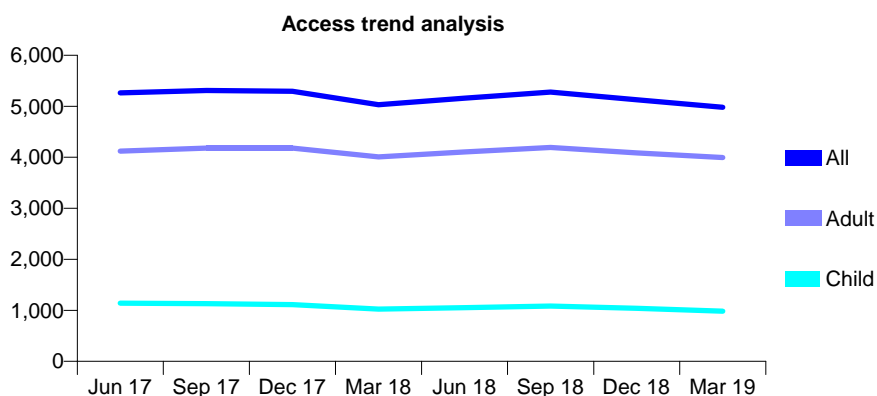
Q68 - Vital Signs At a Glance Contract Report for 148539/0001 - Year end March 2019

Name or company name	Mr A Patel and Ms P Patel
Contract type name	GDS Contract
Purpose of contract	General
Contract start date	01/12/2013
Contract end date	

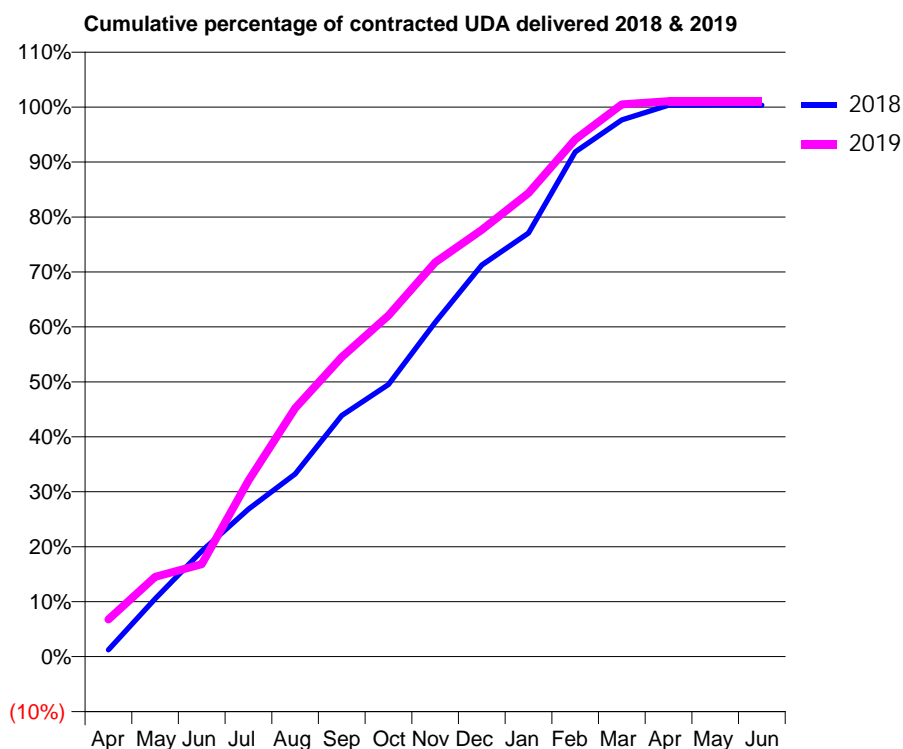
18/19 Contracted general activity (UDA)	11,952
Carry forward general activity (UDA)	0
18/19 Contracted orthodontic activity (UOA)	0
Carry forward orthodontic activity (UOA)	0
Baseline contract value	£294,349.51

ACCESS*

Patients seen in 24 months	Total	Change since previous quarter
Quarter ending March 2018	5,031	
Quarter ending June 2018	5,159	↑
Quarter ending September 2018	5,277	↑
Quarter ending December 2018	5,127	↓
Quarter ending March 2019	4,980	↓
Variance since March 2018	(1.0%)	↓



ACTIVITY



Month	Adjusted Scheduled Activity (UDA)	
	2018	2019
April	149	811
May	1,261	1,736
June	2,296	2,013
July	3,205	3,828
August	3,975	5,405
September	5,246	6,516
October	5,919	7,420
November	7,269	8,574
December	8,515	9,281
January	9,210	10,079
February	10,976	11,246
March	11,674	12,010
April	11,992	12,079
May	11,994	12,078
June	11,990	12,078

QUALITY

	Quantity	Base Number	Contract	AT	Region	England
% of FP17s for the same patient ID Re-attending within 3 months - Children	102	1,614	6.3%	9.6%	11.3%	11.8%
% of FP17s for the same patient ID Re-attending within 3 months - Adults	797	5,817	13.7%	15.2%	15.4%	15.7%
% of FP17s for the same patient ID Re-attending between 3 & 9 months - Children	983	1,614	60.9%	60.2%	61.3%	58.9%
% of FP17s for the same patient ID Re-attending between 3 & 9 months - Adults	2,944	5,817	50.6%	51.3%	52.1%	50.8%
% of FP17s for Band 1 Urgent Courses	589	6,313	9.3%	9.5%	9.5%	9.1%
% of FP17s Relating to Free Repair or Replacements	147	6,313	2.3%	0.5%	0.6%	0.8%
% of FP17s Relating to Continuations	41	6,313	0.6%	0.8%	0.8%	0.9%
% of Patients satisfied with the dentistry they have received	2	2	N/A	92.4%	92.4%	92.5%
% of Patients satisfied with the time they had to wait for an appointment	1	2	N/A	88.4%	86.3%	87.0%

* This is based on patients treated on this contract for their most recent course of treatment. Figures in italics indicate the base number of FP17s or Patient Questionnaire responses are less than 100. N/A is shown where the base number of responses is less than 10 during the period. % is calculated as Quantity/Base number*100

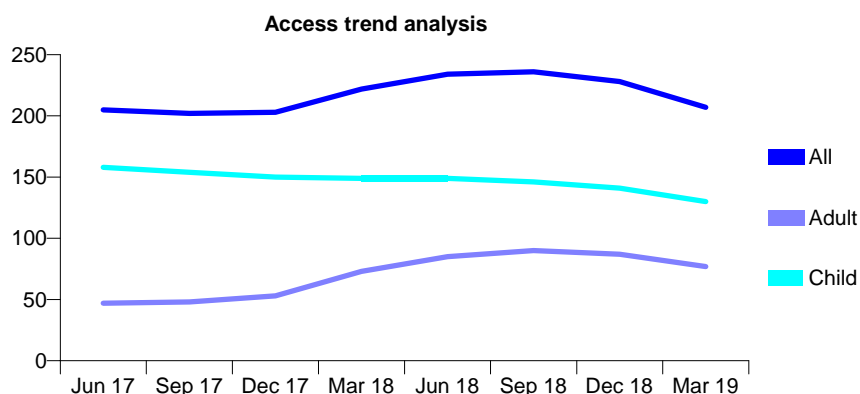
Q68 - Vital Signs At a Glance Contract Report for 150207/0001 - Year end March 2019

Name or company name	Church House Dental Practice Limited
Contract type name	GDS Contract
Purpose of contract	General
Contract start date	01/11/2009
Contract end date	

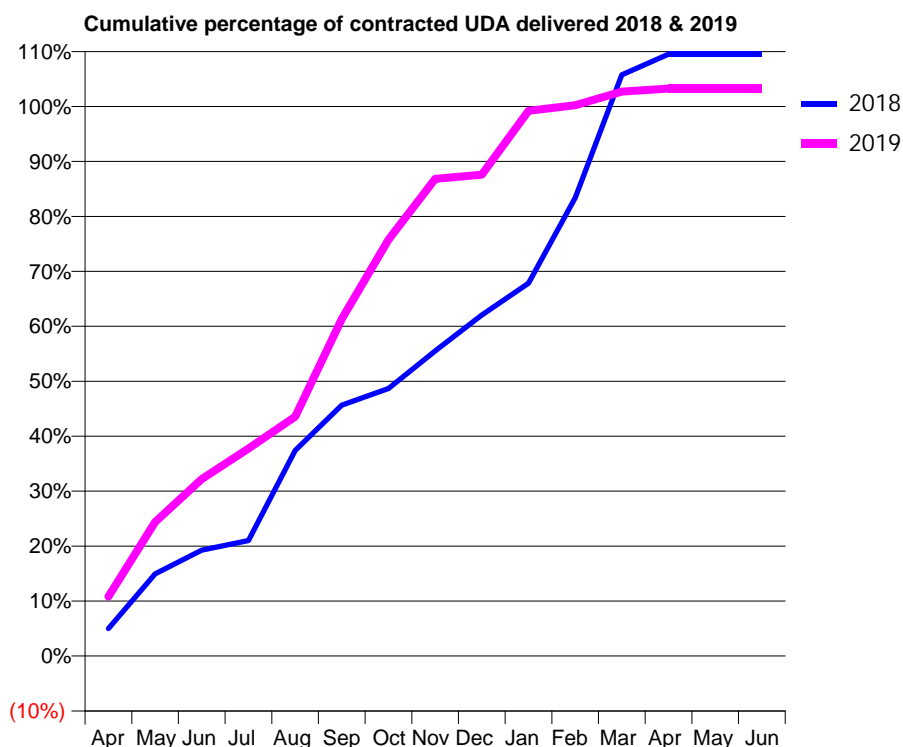
18/19 Contracted general activity (UDA)	400
Carry forward general activity (UDA)	0
18/19 Contracted orthodontic activity (UOA)	0
Carry forward orthodontic activity (UOA)	0
Baseline contract value	£10,172.11

ACCESS*

Patients seen in 24 months	Total	Change since previous quarter
Quarter ending March 2018	222	
Quarter ending June 2018	234	↑
Quarter ending September 2018	236	→
Quarter ending December 2018	228	↓
Quarter ending March 2019	207	↓
Variance since March 2018	(6.8%)	↓



ACTIVITY



Month	Adjusted Scheduled Activity (UDA)	
	2018	2019
April	20	43
May	60	98
June	77	129
July	84	151
August	150	174
September	183	245
October	195	303
November	222	347
December	248	350
January	271	397
February	334	401
March	423	411
April	438	413
May	438	413
June	438	413

QUALITY

	Quantity	Base Number	Contract	AT	Region	England
% of FP17s for the same patient ID Re-attending within 3 months - Children	12	181	6.6%	9.6%	11.3%	11.8%
% of FP17s for the same patient ID Re-attending within 3 months - Adults	9	67	13.4%	15.2%	15.4%	15.7%
% of FP17s for the same patient ID Re-attending between 3 & 9 months - Children	109	181	60.2%	60.2%	61.3%	58.9%
% of FP17s for the same patient ID Re-attending between 3 & 9 months - Adults	28	67	41.8%	51.3%	52.1%	50.8%
% of FP17s for Band 1 Urgent Courses	15	242	6.2%	9.5%	9.5%	9.1%
% of FP17s Relating to Free Repair or Replacements	0	242	0.0%	0.5%	0.6%	0.8%
% of FP17s Relating to Continuations	0	242	0.0%	0.8%	0.8%	0.9%
% of Patients satisfied with the dentistry they have received	0	0	N/A	92.4%	92.4%	92.5%
% of Patients satisfied with the time they had to wait for an appointment	0	0	N/A	88.4%	86.3%	87.0%

* This is based on patients treated on this contract for their most recent course of treatment. Figures in italics indicate the base number of FP17s or Patient Questionnaire responses are less than 100. N/A is shown where the base number of responses is less than 10 during the period. % is calculated as Quantity/Base number*100

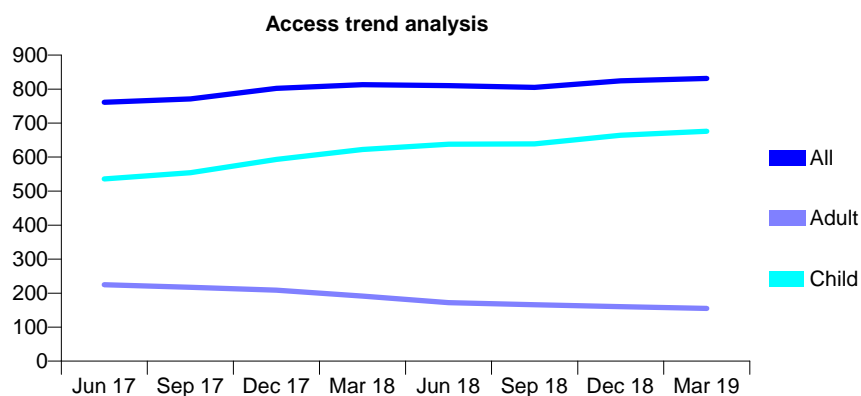
Q68 - Vital Signs At a Glance Contract Report for 153516/0001 - Year end March 2019

Name or company name	Amirreza Farahani
Contract type name	GDS Contract
Purpose of contract	General
Contract start date	21/02/2015
Contract end date	

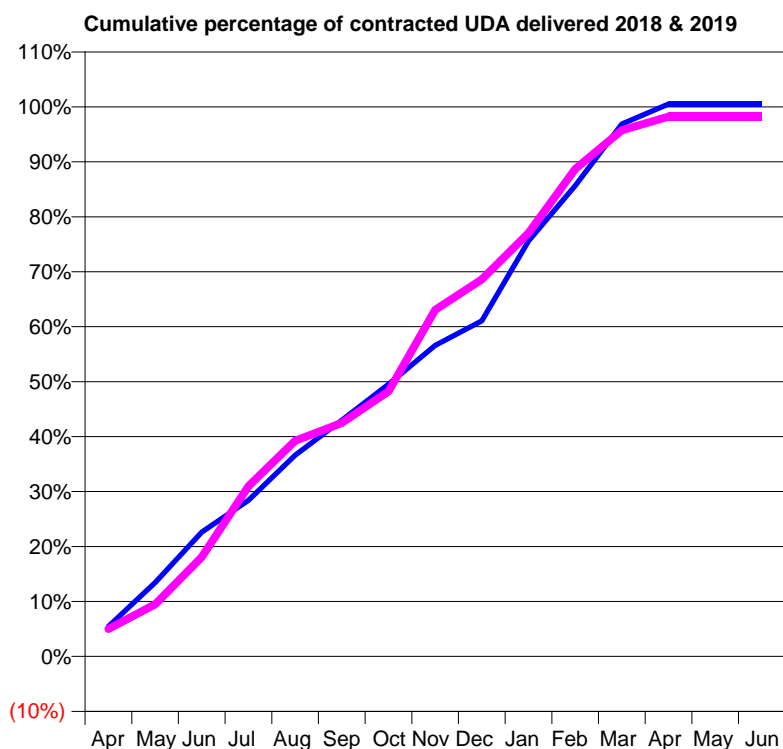
18/19 Contracted general activity (UDA)	1,700
Carry forward general activity (UDA)	0
18/19 Contracted orthodontic activity (UOA)	0
Carry forward orthodontic activity (UOA)	0
Baseline contract value	£45,028.32

ACCESS*

Patients seen in 24 months	Total	Change since previous quarter
Quarter ending March 2018	813	
Quarter ending June 2018	810	→
Quarter ending September 2018	805	→
Quarter ending December 2018	824	↑
Quarter ending March 2019	831	→
Variance since March 2018	2.2%	↑



ACTIVITY



Month	2018	2019
April	93	85
May	228	161
June	385	307
July	483	527
August	623	667
September	731	722
October	842	820
November	962	1,072
December	1,038	1,166
January	1,285	1,310
February	1,456	1,508
March	1,647	1,628
April	1,708	1,670
May	1,708	1,670
June	1,708	1,670

QUALITY

	Quantity	Base Number	Contract	AT	Region	England
% of FP17s for the same patient ID Re-attending within 3 months - Children	44	952	4.6%	9.6%	11.3%	11.8%
% of FP17s for the same patient ID Re-attending within 3 months - Adults	9	128	7.0%	15.2%	15.4%	15.7%
% of FP17s for the same patient ID Re-attending between 3 & 9 months - Children	564	952	59.2%	60.2%	61.3%	58.9%
% of FP17s for the same patient ID Re-attending between 3 & 9 months - Adults	74	128	57.8%	51.3%	52.1%	50.8%
% of FP17s for Band 1 Urgent Courses	38	1,064	3.6%	9.5%	9.5%	9.1%
% of FP17s Relating to Free Repair or Replacements	1	1,064	0.1%	0.5%	0.6%	0.8%
% of FP17s Relating to Continuations	0	1,064	0.0%	0.8%	0.8%	0.9%
% of Patients satisfied with the dentistry they have received	2	2	N/A	92.4%	92.4%	92.5%
% of Patients satisfied with the time they had to wait for an appointment	2	2	N/A	88.4%	86.3%	87.0%

* This is based on patients treated on this contract for their most recent course of treatment. Figures in italics indicate the base number of FP17s or Patient Questionnaire responses are less than 100. N/A is shown where the base number of responses is less than 10 during the period. % is calculated as Quantity/Base number*100

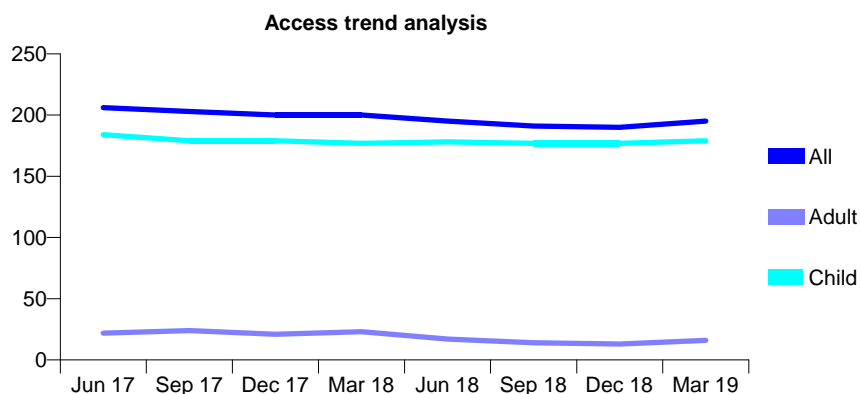
Q68 - Vital Signs At a Glance Contract Report for 153974/0001 - Year end March 2019

Name or company name	Phillip Price Ltd
Contract type name	GDS Contract
Purpose of contract	General
Contract start date	01/04/2007
Contract end date	

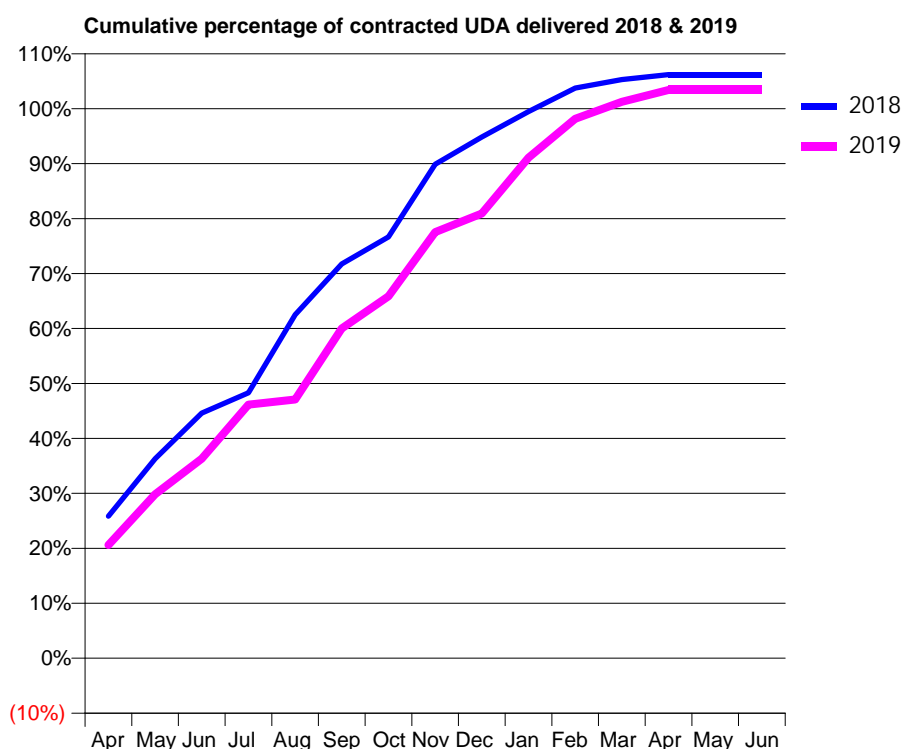
18/19 Contracted general activity (UDA)	325
Carry forward general activity (UDA)	0
18/19 Contracted orthodontic activity (UOA)	0
Carry forward orthodontic activity (UOA)	0
Baseline contract value	£7,180.76

ACCESS*

Patients seen in 24 months	Total	Change since previous quarter
Quarter ending March 2018	200	
Quarter ending June 2018	195	↓
Quarter ending September 2018	191	↓
Quarter ending December 2018	190	→
Quarter ending March 2019	195	↑
Variance since March 2018	(2.5%)	↓



ACTIVITY



Adjusted Scheduled Activity (UDA)		
Month	2018	2019
April	84	67
May	118	97
June	145	118
July	157	150
August	203	153
September	233	195
October	249	214
November	292	252
December	308	263
January	323	296
February	337	319
March	342	329
April	345	336
May	345	336
June	345	336

QUALITY

	Quantity	Base Number	Contract	AT	Region	England
% of FP17s for the same patient ID Re-attending within 3 months - Children	8	306	2.6%	9.6%	11.3%	11.8%
% of FP17s for the same patient ID Re-attending within 3 months - Adults	0	0	N/A	15.2%	15.4%	15.7%
% of FP17s for the same patient ID Re-attending between 3 & 9 months - Children	228	306	74.5%	60.2%	61.3%	58.9%
% of FP17s for the same patient ID Re-attending between 3 & 9 months - Adults	0	0	N/A	51.3%	52.1%	50.8%
% of FP17s for Band 1 Urgent Courses	0	313	0.0%	9.5%	9.5%	9.1%
% of FP17s Relating to Free Repair or Replacements	0	313	0.0%	0.5%	0.6%	0.8%
% of FP17s Relating to Continuations	0	313	0.0%	0.8%	0.8%	0.9%
% of Patients satisfied with the dentistry they have received	0	0	N/A	92.4%	92.4%	92.5%
% of Patients satisfied with the time they had to wait for an appointment	0	0	N/A	88.4%	86.3%	87.0%

* This is based on patients treated on this contract for their most recent course of treatment.

Figures in italics indicate the base number of FP17s or Patient Questionnaire responses are less than 100. N/A is shown where the base number of responses is less than 10 during the period. % is calculated as Quantity/Base number*100

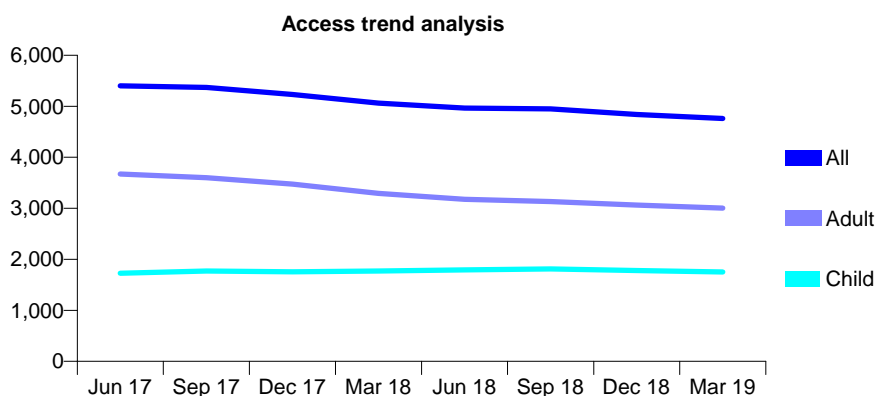
Q68 - Vital Signs At a Glance Contract Report for 154229/0001 - Year end March 2019

Name or company name	Jonathan Lee
Contract type name	GDS Contract
Purpose of contract	General
Contract start date	11/03/2009
Contract end date	

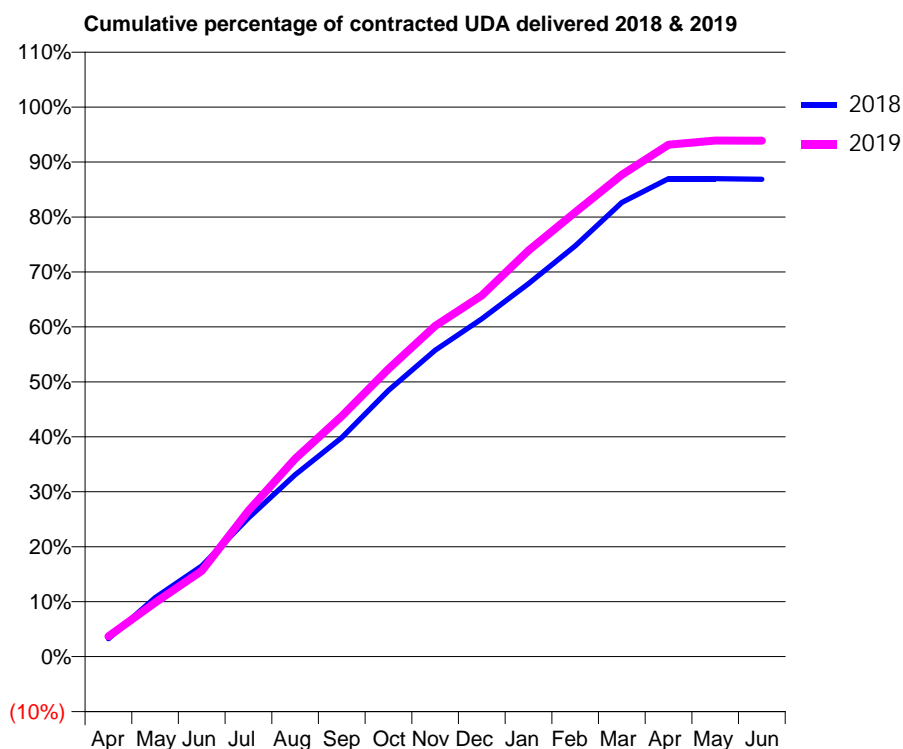
18/19 Contracted general activity (UDA)	12,000
Carry forward general activity (UDA)	0
18/19 Contracted orthodontic activity (UOA)	0
Carry forward orthodontic activity (UOA)	0
Baseline contract value	£329,412.66

ACCESS*

Patients seen in 24 months	Total	Change since previous quarter
Quarter ending March 2018	5,063	
Quarter ending June 2018	4,967	↓
Quarter ending September 2018	4,948	→
Quarter ending December 2018	4,840	↓
Quarter ending March 2019	4,759	↓
Variance since March 2018	(6.0%)	↓



ACTIVITY



Month	Adjusted Scheduled Activity (UDA)	
	2018	2019
April	470	440
May	1,556	1,181
June	2,392	1,870
July	3,657	3,188
August	4,800	4,319
September	5,781	5,252
October	7,024	6,283
November	8,085	7,220
December	8,910	7,887
January	9,838	8,870
February	10,836	9,701
March	11,981	10,521
April	12,612	11,177
May	12,608	11,267
June	12,595	11,264

QUALITY

	Quantity	Base Number	Contract	AT	Region	England
% of FP17s for the same patient ID Re-attending within 3 months - Children	211	2,606	8.1%	9.6%	11.3%	11.8%
% of FP17s for the same patient ID Re-attending within 3 months - Adults	358	3,597	10.0%	15.2%	15.4%	15.7%
% of FP17s for the same patient ID Re-attending between 3 & 9 months - Children	1,502	2,606	57.6%	60.2%	61.3%	58.9%
% of FP17s for the same patient ID Re-attending between 3 & 9 months - Adults	1,868	3,597	51.9%	51.3%	52.1%	50.8%
% of FP17s for Band 1 Urgent Courses	466	6,280	7.4%	9.5%	9.5%	9.1%
% of FP17s Relating to Free Repair or Replacements	20	6,280	0.3%	0.5%	0.6%	0.8%
% of FP17s Relating to Continuations	3	6,280	0.0%	0.8%	0.8%	0.9%
% of Patients satisfied with the dentistry they have received	2	2	N/A	92.4%	92.4%	92.5%
% of Patients satisfied with the time they had to wait for an appointment	2	2	N/A	88.4%	86.3%	87.0%

* This is based on patients treated on this contract for their most recent course of treatment. Figures in italics indicate the base number of FP17s or Patient Questionnaire responses are less than 100. N/A is shown where the base number of responses is less than 10 during the period. % is calculated as Quantity/Base number*100

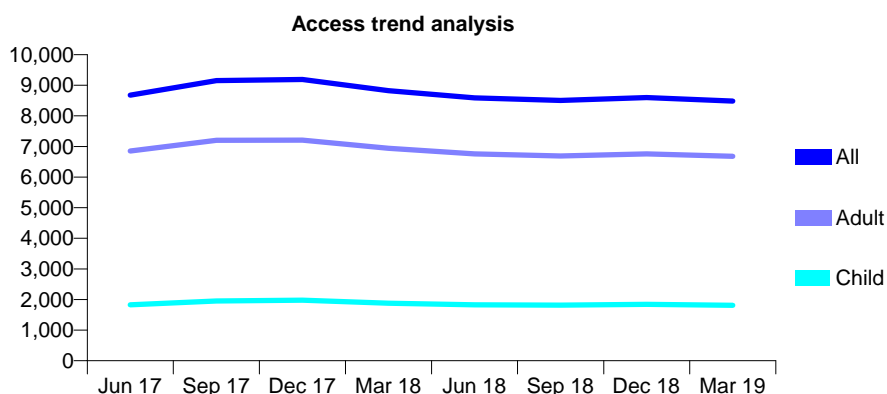
Q68 - Vital Signs At a Glance Contract Report for 156329/0001 - Year end March 2019

Name or company name	Little London Dental Care Limited
Contract type name	GDS Contract
Purpose of contract	General
Contract start date	01/01/2008
Contract end date	

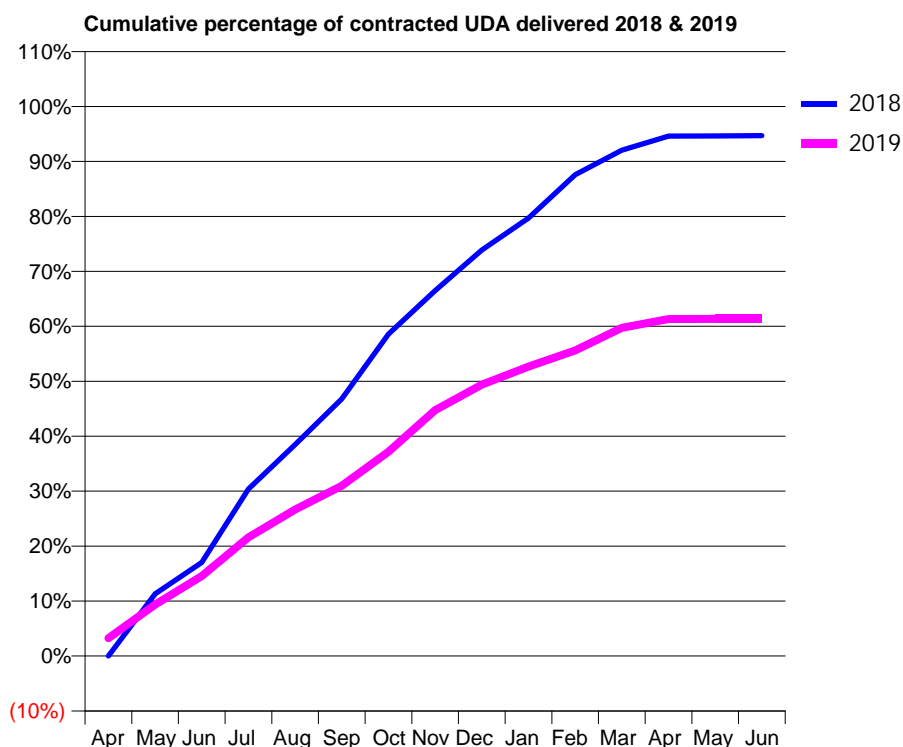
18/19 Contracted general activity (UDA)	37,500
Carry forward general activity (UDA)	0
18/19 Contracted orthodontic activity (UOA)	0
Carry forward orthodontic activity (UOA)	0
Baseline contract value	£909,528.56

ACCESS*

Patients seen in 24 months	Total	Change since previous quarter
Quarter ending March 2018	8,822	
Quarter ending June 2018	8,585	↓
Quarter ending September 2018	8,503	→
Quarter ending December 2018	8,600	→
Quarter ending March 2019	8,487	↓
Variance since March 2018	(3.8%)	↓



ACTIVITY



Month	Adjusted Scheduled Activity (UDA)	
	2018	2019
April	0	1,223
May	4,242	3,520
June	6,383	5,456
July	11,394	8,105
August	14,430	9,999
September	17,544	11,620
October	21,960	13,948
November	24,938	16,788
December	27,697	18,515
January	29,877	19,756
February	32,850	20,855
March	34,509	22,392
April	35,478	22,987
May	35,487	23,005
June	35,513	23,013

QUALITY

	Quantity	Base Number	Contract	AT	Region	England
% of FP17s for the same patient ID Re-attending within 3 months - Children	112	2,222	5.0%	9.6%	11.3%	11.8%
% of FP17s for the same patient ID Re-attending within 3 months - Adults	893	8,176	10.9%	15.2%	15.4%	15.7%
% of FP17s for the same patient ID Re-attending between 3 & 9 months - Children	1,209	2,222	54.4%	60.2%	61.3%	58.9%
% of FP17s for the same patient ID Re-attending between 3 & 9 months - Adults	4,583	8,176	56.1%	51.3%	52.1%	50.8%
% of FP17s for Band 1 Urgent Courses	901	10,309	8.7%	9.5%	9.5%	9.1%
% of FP17s Relating to Free Repair or Replacements	114	10,309	1.1%	0.5%	0.6%	0.8%
% of FP17s Relating to Continuations	72	10,309	0.7%	0.8%	0.8%	0.9%
% of Patients satisfied with the dentistry they have received	0	2	N/A	92.4%	92.4%	92.5%
% of Patients satisfied with the time they had to wait for an appointment	1	2	N/A	88.4%	86.3%	87.0%

* This is based on patients treated on this contract for their most recent course of treatment.

Figures in italics indicate the base number of FP17s or Patient Questionnaire responses are less than 100. N/A is shown where the base number of responses is less than 10 during the period. % is calculated as Quantity/Base number*100

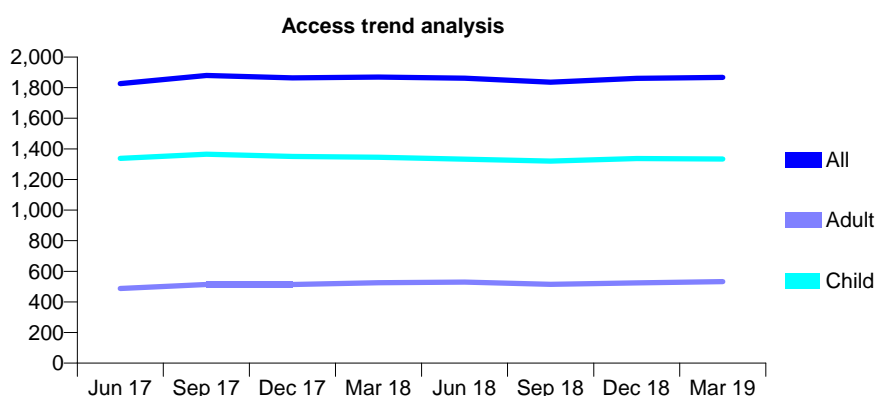
Q68 - Vital Signs At a Glance Contract Report for 156981/0001 - Year end March 2019

Name or company name	Mr M Mawjee & Mr M Ali
Contract type name	GDS Contract
Purpose of contract	General
Contract start date	01/10/2008
Contract end date	

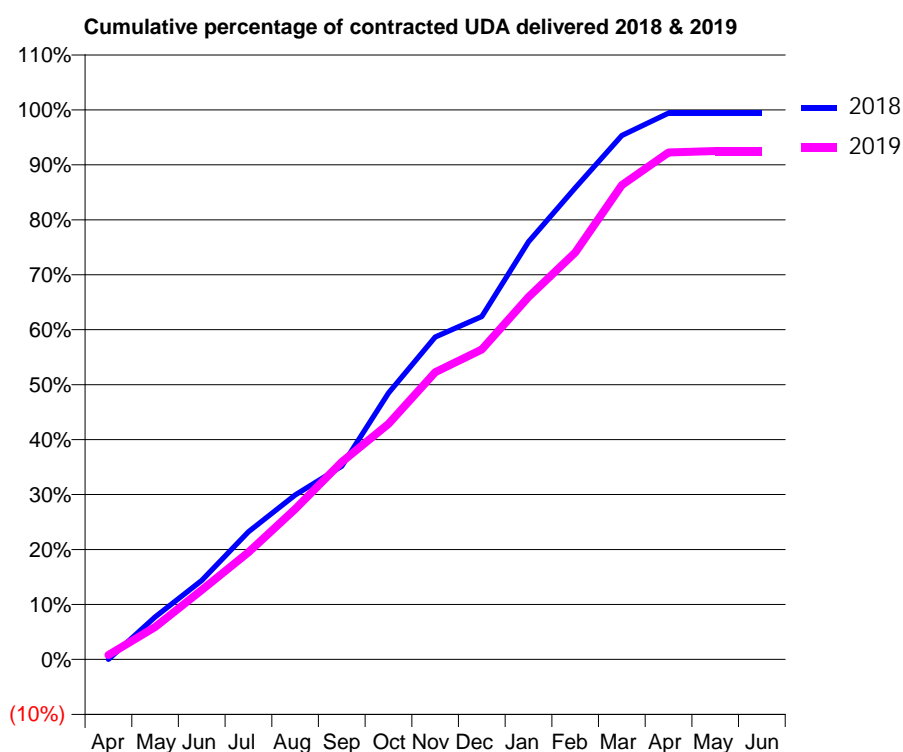
18/19 Contracted general activity (UDA)	4,610
Carry forward general activity (UDA)	27
18/19 Contracted orthodontic activity (UOA)	0
Carry forward orthodontic activity (UOA)	0
Baseline contract value	£105,369.69

ACCESS*

Patients seen in 24 months	Total	Change since previous quarter
Quarter ending March 2018	1,870	
Quarter ending June 2018	1,862	→
Quarter ending September 2018	1,836	↓
Quarter ending December 2018	1,861	→
Quarter ending March 2019	1,867	→
Variance since March 2018	(0.2%)	→



ACTIVITY



Month	Adjusted Scheduled Activity (UDA)	
	2018	2019
April	0	37
May	356	273
June	662	583
July	1,071	899
August	1,380	1,262
September	1,621	1,657
October	2,235	1,976
November	2,705	2,409
December	2,877	2,600
January	3,503	3,040
February	3,956	3,413
March	4,395	3,978
April	4,583	4,252
May	4,583	4,264
June	4,583	4,265

QUALITY

	Quantity	Base Number	Contract	AT	Region	England
% of FP17s for the same patient ID Re-attending within 3 months - Children	122	1,976	6.2%	9.6%	11.3%	11.8%
% of FP17s for the same patient ID Re-attending within 3 months - Adults	67	599	11.2%	15.2%	15.4%	15.7%
% of FP17s for the same patient ID Re-attending between 3 & 9 months - Children	1,241	1,976	62.8%	60.2%	61.3%	58.9%
% of FP17s for the same patient ID Re-attending between 3 & 9 months - Adults	360	599	60.1%	51.3%	52.1%	50.8%
% of FP17s for Band 1 Urgent Courses	125	2,546	4.9%	9.5%	9.5%	9.1%
% of FP17s Relating to Free Repair or Replacements	0	2,546	0.0%	0.5%	0.6%	0.8%
% of FP17s Relating to Continuations	0	2,546	0.0%	0.8%	0.8%	0.9%
% of Patients satisfied with the dentistry they have received	0	1	N/A	92.4%	92.4%	92.5%
% of Patients satisfied with the time they had to wait for an appointment	0	1	N/A	88.4%	86.3%	87.0%

* This is based on patients treated on this contract for their most recent course of treatment. Figures in italics indicate the base number of FP17s or Patient Questionnaire responses are less than 100. N/A is shown where the base number of responses is less than 10 during the period. % is calculated as Quantity/Base number*100

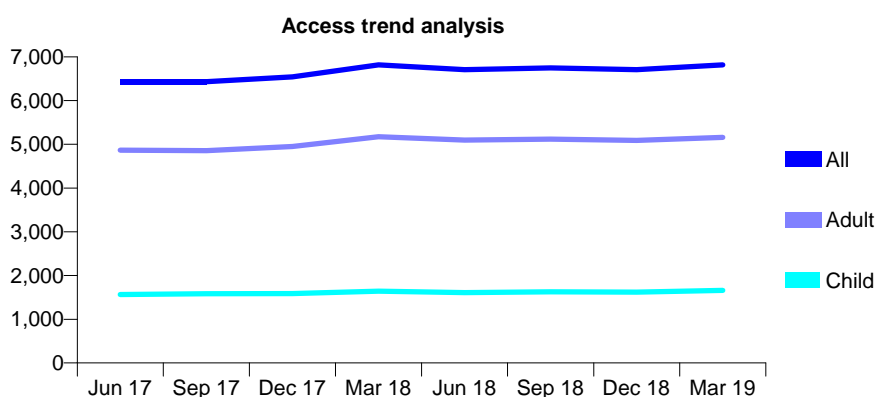
Q68 - Vital Signs At a Glance Contract Report for 157163/0001 - Year end March 2019

Name or company name	Chichester Smiles Dental Practice Ltd
Contract type name	GDS Contract
Purpose of contract	General
Contract start date	01/12/2007
Contract end date	

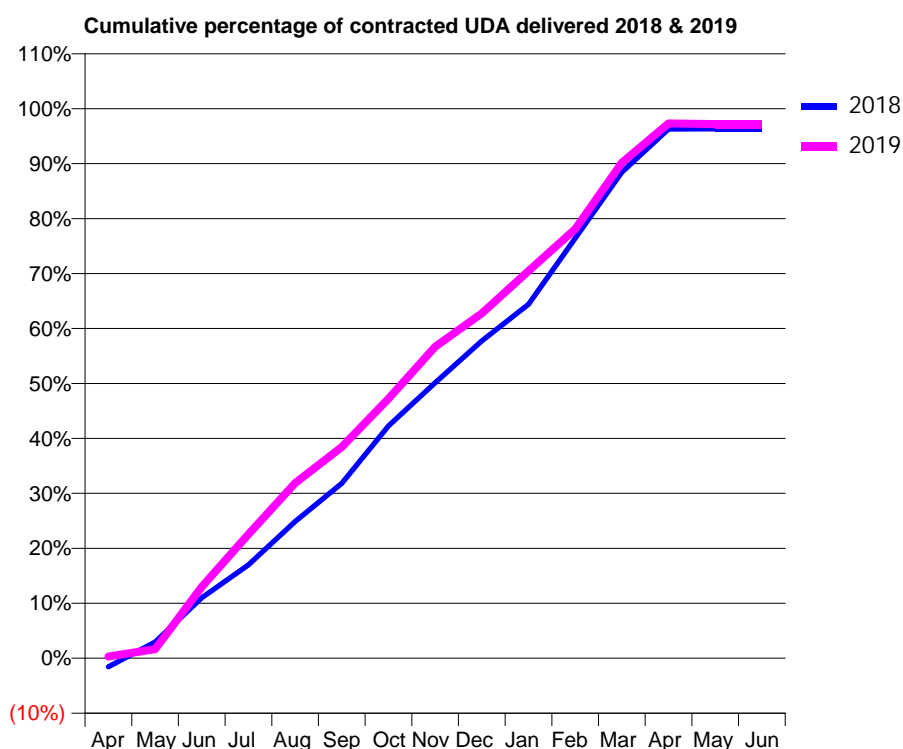
18/19 Contracted general activity (UDA)	18,324
Carry forward general activity (UDA)	673
18/19 Contracted orthodontic activity (UOA)	0
Carry forward orthodontic activity (UOA)	0
Baseline contract value	£522,917.21

ACCESS*

Patients seen in 24 months	Total	Change since previous quarter
Quarter ending March 2018	6,817	
Quarter ending June 2018	6,705	↓
Quarter ending September 2018	6,749	→
Quarter ending December 2018	6,709	→
Quarter ending March 2019	6,819	→
Variance since March 2018	0.0%	→



ACTIVITY



Month	2018	2019
April	-287	57
May	540	305
June	2,017	2,376
July	3,115	4,133
August	4,559	5,841
September	5,831	7,042
October	7,745	8,653
November	9,190	10,391
December	10,580	11,497
January	11,798	12,913
February	14,007	14,313
March	16,207	16,515
April	17,647	17,828
May	17,652	17,812
June	17,650	17,811

QUALITY

	Quantity	Base Number	Contract	AT	Region	England
% of FP17s for the same patient ID Re-attending within 3 months - Children	146	2,650	5.5%	9.6%	11.3%	11.8%
% of FP17s for the same patient ID Re-attending within 3 months - Adults	1,021	7,641	13.4%	15.2%	15.4%	15.7%
% of FP17s for the same patient ID Re-attending between 3 & 9 months - Children	1,856	2,650	70.0%	60.2%	61.3%	58.9%
% of FP17s for the same patient ID Re-attending between 3 & 9 months - Adults	4,825	7,641	63.1%	51.3%	52.1%	50.8%
% of FP17s for Band 1 Urgent Courses	988	10,300	9.6%	9.5%	9.5%	9.1%
% of FP17s Relating to Free Repair or Replacements	81	10,300	0.8%	0.5%	0.6%	0.8%
% of FP17s Relating to Continuations	35	10,300	0.3%	0.8%	0.8%	0.9%
% of Patients satisfied with the dentistry they have received	3	3	N/A	92.4%	92.4%	92.5%
% of Patients satisfied with the time they had to wait for an appointment	3	3	N/A	88.4%	86.3%	87.0%

* This is based on patients treated on this contract for their most recent course of treatment.

Figures in italics indicate the base number of FP17s or Patient Questionnaire responses are less than 100. N/A is shown where the base number of responses is less than 10 during the period. % is calculated as Quantity/Base number*100

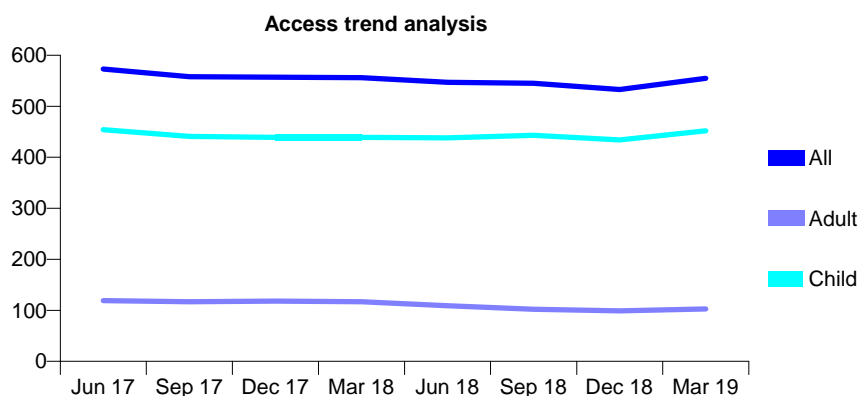
Q68 - Vital Signs At a Glance Contract Report for 157430/0001 - Year end March 2019

Name or company name	Mr R Patel & Mr S Dhanoa
Contract type name	GDS Contract
Purpose of contract	General
Contract start date	24/12/2010
Contract end date	

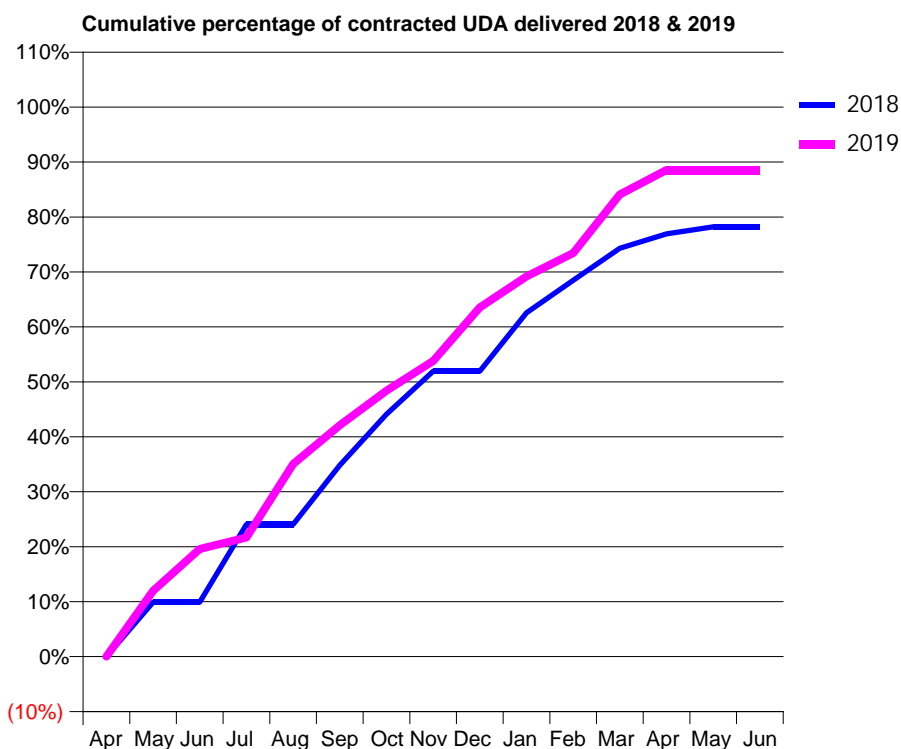
18/19 Contracted general activity (UDA)	1,200
Carry forward general activity (UDA)	0
18/19 Contracted orthodontic activity (UOA)	0
Carry forward orthodontic activity (UOA)	0
Baseline contract value	£28,727.82

ACCESS*

Patients seen in 24 months	Total	Change since previous quarter
Quarter ending March 2018	556	
Quarter ending June 2018	547	↓
Quarter ending September 2018	545	→
Quarter ending December 2018	533	↓
Quarter ending March 2019	555	↑
Variance since March 2018	(0.2%)	→



ACTIVITY



Month	Adjusted Scheduled Activity (UDA)	
	2018	2019
April	0	0
May	119	144
June	119	235
July	289	260
August	289	421
September	418	505
October	529	581
November	623	646
December	623	762
January	751	830
February	822	881
March	891	1,009
April	923	1,062
May	938	1,062
June	938	1,062

QUALITY

	Quantity	Base Number	Contract	AT	Region	England
% of FP17s for the same patient ID Re-attending within 3 months - Children	29	767	3.8%	9.6%	11.3%	11.8%
% of FP17s for the same patient ID Re-attending within 3 months - Adults	3	61	4.9%	15.2%	15.4%	15.7%
% of FP17s for the same patient ID Re-attending between 3 & 9 months - Children	534	767	69.6%	60.2%	61.3%	58.9%
% of FP17s for the same patient ID Re-attending between 3 & 9 months - Adults	48	61	78.7%	51.3%	52.1%	50.8%
% of FP17s for Band 1 Urgent Courses	17	827	2.1%	9.5%	9.5%	9.1%
% of FP17s Relating to Free Repair or Replacements	1	827	0.1%	0.5%	0.6%	0.8%
% of FP17s Relating to Continuations	0	827	0.0%	0.8%	0.8%	0.9%
% of Patients satisfied with the dentistry they have received	0	0	N/A	92.4%	92.4%	92.5%
% of Patients satisfied with the time they had to wait for an appointment	0	0	N/A	88.4%	86.3%	87.0%

* This is based on patients treated on this contract for their most recent course of treatment. Figures in italics indicate the base number of FP17s or Patient Questionnaire responses are less than 100. N/A is shown where the base number of responses is less than 10 during the period. % is calculated as Quantity/Base number*100

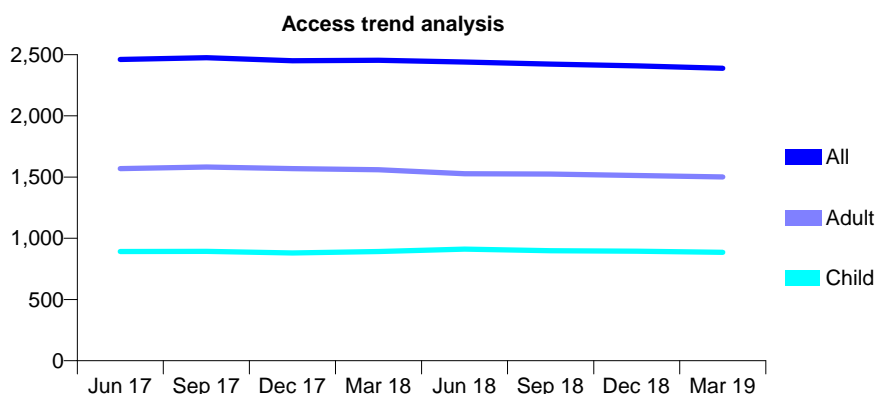
Q68 - Vital Signs At a Glance Contract Report for 157538/0001 - Year end March 2019

Name or company name	Bewbush Dental Limited
Contract type name	GDS Contract
Purpose of contract	General
Contract start date	01/04/2015
Contract end date	

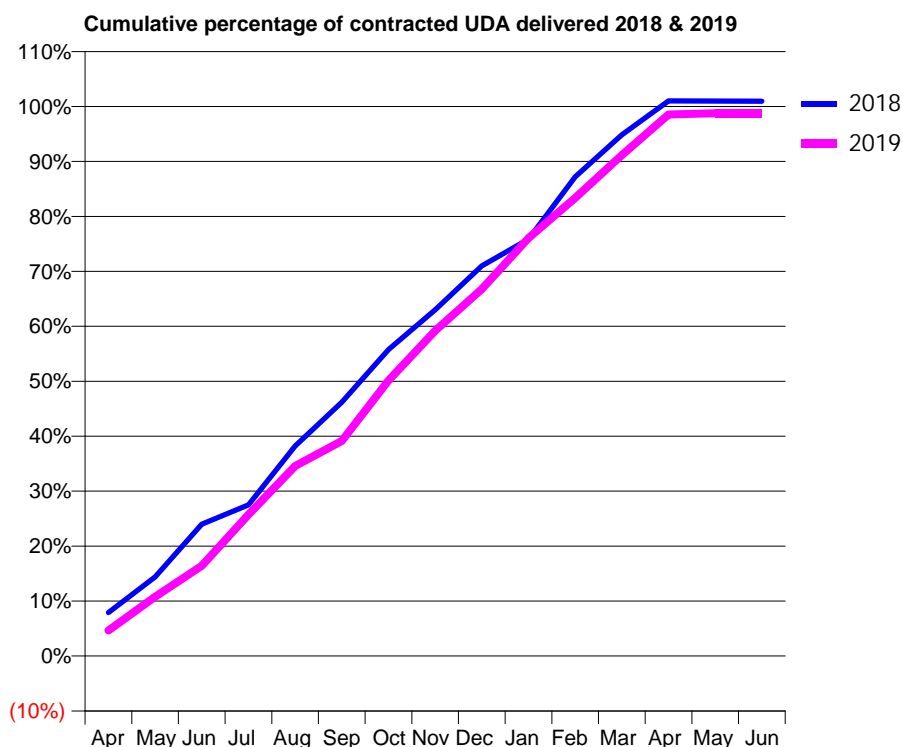
18/19 Contracted general activity (UDA)	5,265
Carry forward general activity (UDA)	0
18/19 Contracted orthodontic activity (UOA)	0
Carry forward orthodontic activity (UOA)	0
Baseline contract value	£134,145.21

ACCESS*

Patients seen in 24 months	Total	Change since previous quarter
Quarter ending March 2018	2,454	
Quarter ending June 2018	2,439	→
Quarter ending September 2018	2,423	→
Quarter ending December 2018	2,409	→
Quarter ending March 2019	2,388	→
Variance since March 2018	(2.7%)	↓



ACTIVITY



Month	Adjusted Scheduled Activity (UDA)	
	2018	2019
April	416	245
May	758	568
June	1,264	864
July	1,449	1,355
August	2,012	1,821
September	2,431	2,060
October	2,936	2,639
November	3,317	3,117
December	3,738	3,515
January	3,994	4,004
February	4,591	4,390
March	4,993	4,798
April	5,318	5,188
May	5,317	5,201
June	5,316	5,201

QUALITY

	Quantity	Base Number	Contract	AT	Region	England
% of FP17s for the same patient ID Re-attending within 3 months - Children	142	1,826	7.8%	9.6%	11.3%	11.8%
% of FP17s for the same patient ID Re-attending within 3 months - Adults	300	2,484	12.1%	15.2%	15.4%	15.7%
% of FP17s for the same patient ID Re-attending between 3 & 9 months - Children	1,224	1,826	67.0%	60.2%	61.3%	58.9%
% of FP17s for the same patient ID Re-attending between 3 & 9 months - Adults	1,495	2,484	60.2%	51.3%	52.1%	50.8%
% of FP17s for Band 1 Urgent Courses	308	2,987	10.3%	9.5%	9.5%	9.1%
% of FP17s Relating to Free Repair or Replacements	9	2,987	0.3%	0.5%	0.6%	0.8%
% of FP17s Relating to Continuations	0	2,987	0.0%	0.8%	0.8%	0.9%
% of Patients satisfied with the dentistry they have received	0	0	N/A	92.4%	92.4%	92.5%
% of Patients satisfied with the time they had to wait for an appointment	0	0	N/A	88.4%	86.3%	87.0%

* This is based on patients treated on this contract for their most recent course of treatment. Figures in italics indicate the base number of FP17s or Patient Questionnaire responses are less than 100. N/A is shown where the base number of responses is less than 10 during the period. % is calculated as Quantity/Base number*100

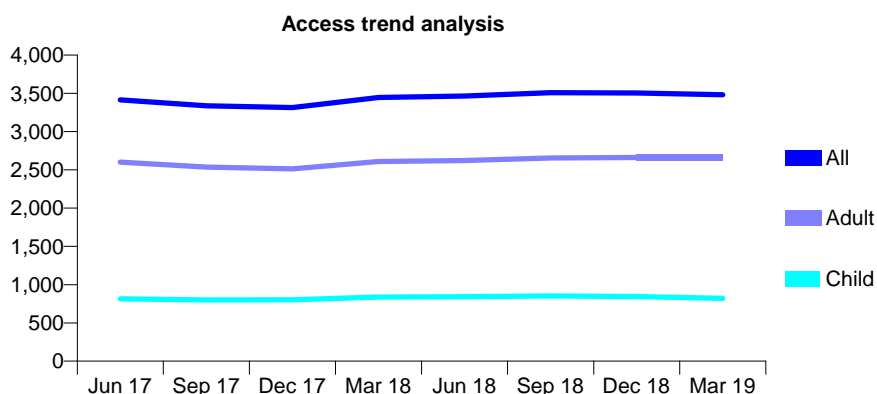
Q68 - Vital Signs At a Glance Contract Report for 158275/0001 - Year end March 2019

Name or company name	Esmail Harunani and Murtaza Kanani
Contract type name	GDS Contract
Purpose of contract	General
Contract start date	01/10/2009
Contract end date	

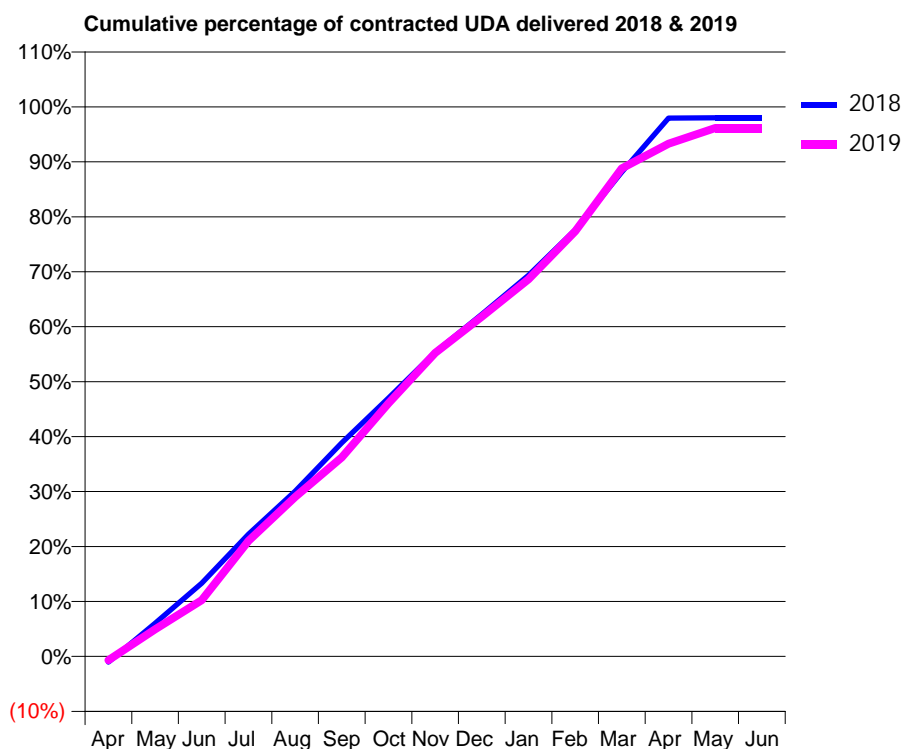
18/19 Contracted general activity (UDA)	10,150
Carry forward general activity (UDA)	203
18/19 Contracted orthodontic activity (UOA)	0
Carry forward orthodontic activity (UOA)	0
Baseline contract value	£246,803.69

ACCESS*

Patients seen in 24 months	Total	Change since previous quarter
Quarter ending March 2018	3,445	
Quarter ending June 2018	3,464	→
Quarter ending September 2018	3,507	→
Quarter ending December 2018	3,504	→
Quarter ending March 2019	3,482	→
Variance since March 2018	1.1%	→



ACTIVITY



Month	Adjusted Scheduled Activity (UDA)	
	2018	2019
April	-107	-74
May	614	501
June	1,354	1,041
July	2,257	2,135
August	3,054	2,948
September	3,945	3,677
October	4,771	4,676
November	5,623	5,605
December	6,320	6,274
January	7,041	6,966
February	7,878	7,853
March	8,944	9,014
April	9,943	9,469
May	9,946	9,761
June	9,946	9,761

QUALITY

	Quantity	Base Number	Contract	AT	Region	England
% of FP17s for the same patient ID Re-attending within 3 months - Children	55	1,060	5.2%	9.6%	11.3%	11.8%
% of FP17s for the same patient ID Re-attending within 3 months - Adults	334	3,036	11.0%	15.2%	15.4%	15.7%
% of FP17s for the same patient ID Re-attending between 3 & 9 months - Children	607	1,060	57.3%	60.2%	61.3%	58.9%
% of FP17s for the same patient ID Re-attending between 3 & 9 months - Adults	1,338	3,036	44.1%	51.3%	52.1%	50.8%
% of FP17s for Band 1 Urgent Courses	361	4,138	8.7%	9.5%	9.5%	9.1%
% of FP17s Relating to Free Repair or Replacements	24	4,138	0.6%	0.5%	0.6%	0.8%
% of FP17s Relating to Continuations	54	4,138	1.3%	0.8%	0.8%	0.9%
% of Patients satisfied with the dentistry they have received	3	3	N/A	92.4%	92.4%	92.5%
% of Patients satisfied with the time they had to wait for an appointment	3	3	N/A	88.4%	86.3%	87.0%

* This is based on patients treated on this contract for their most recent course of treatment.

Figures in italics indicate the base number of FP17s or Patient Questionnaire responses are less than 100. N/A is shown where the base number of responses is less than 10 during the period. % is calculated as Quantity/Base number*100

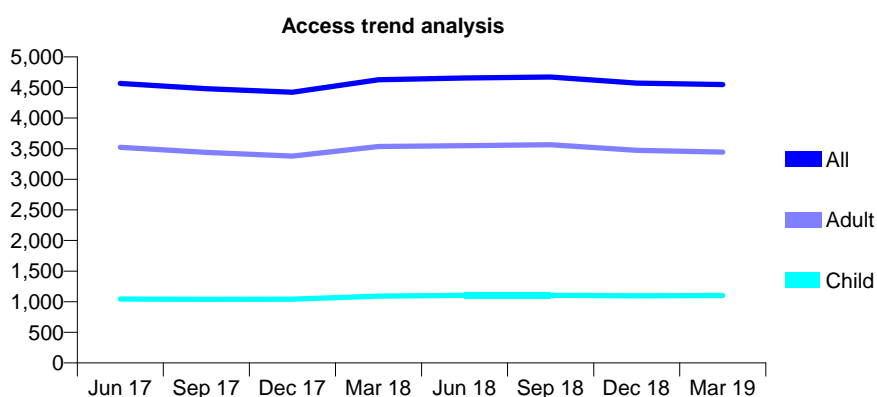
Q68 - Vital Signs At a Glance Contract Report for 158275/0002 - Year end March 2019

Name or company name	Esmail Harunani and Murtaza Kanani
Contract type name	GDS Contract
Purpose of contract	General
Contract start date	01/10/2009
Contract end date	

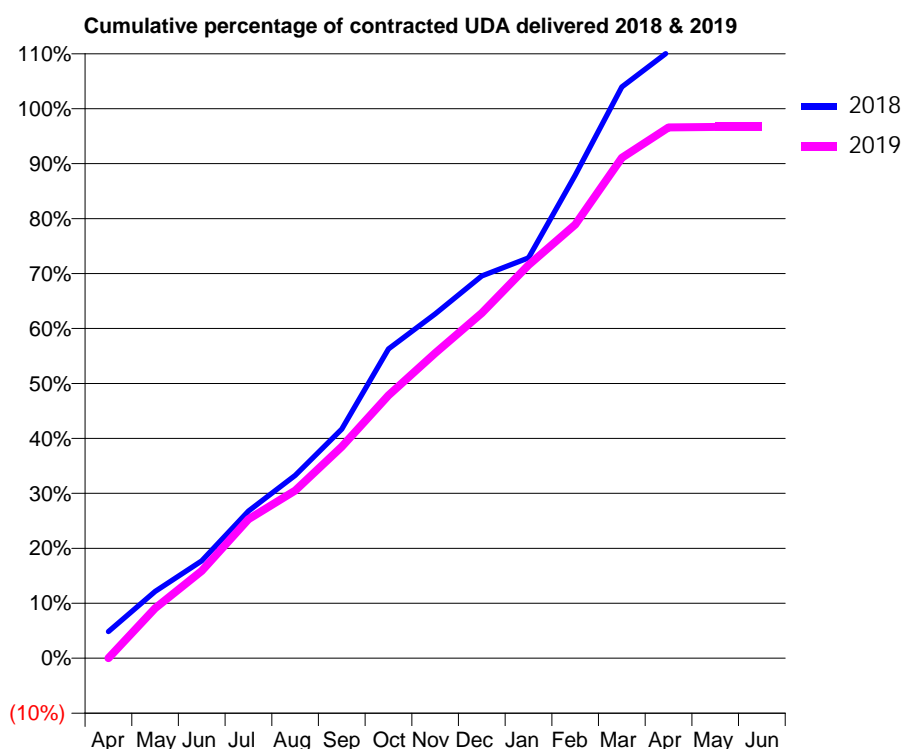
18/19 Contracted general activity (UDA)	13,900
Carry forward general activity (UDA)	0
18/19 Contracted orthodontic activity (UOA)	0
Carry forward orthodontic activity (UOA)	0
Baseline contract value	£336,216.06

ACCESS*

Patients seen in 24 months	Total	Change since previous quarter
Quarter ending March 2018	4,626	
Quarter ending June 2018	4,654	→
Quarter ending September 2018	4,669	→
Quarter ending December 2018	4,571	↓
Quarter ending March 2019	4,548	→
Variance since March 2018	(1.7%)	↓



ACTIVITY



Month	Adjusted Scheduled Activity (UDA)	
	2018	2019
April	677	0
May	1,692	1,267
June	2,466	2,209
July	3,723	3,517
August	4,626	4,240
September	5,797	5,346
October	7,825	6,651
November	8,710	7,720
December	9,668	8,728
January	10,124	9,943
February	12,220	10,968
March	14,449	12,653
April	15,347	13,425
May	15,413	13,436
June	15,445	13,438

QUALITY

	Quantity	Base Number	Contract	AT	Region	England
% of FP17s for the same patient ID Re-attending within 3 months - Children	98	1,432	6.8%	9.6%	11.3%	11.8%
% of FP17s for the same patient ID Re-attending within 3 months - Adults	817	4,568	17.9%	15.2%	15.4%	15.7%
% of FP17s for the same patient ID Re-attending between 3 & 9 months - Children	804	1,432	56.1%	60.2%	61.3%	58.9%
% of FP17s for the same patient ID Re-attending between 3 & 9 months - Adults	2,207	4,568	48.3%	51.3%	52.1%	50.8%
% of FP17s for Band 1 Urgent Courses	664	4,928	13.5%	9.5%	9.5%	9.1%
% of FP17s Relating to Free Repair or Replacements	11	4,928	0.2%	0.5%	0.6%	0.8%
% of FP17s Relating to Continuations	29	4,928	0.6%	0.8%	0.8%	0.9%
% of Patients satisfied with the dentistry they have received	2	3	N/A	92.4%	92.4%	92.5%
% of Patients satisfied with the time they had to wait for an appointment	2	3	N/A	88.4%	86.3%	87.0%

* This is based on patients treated on this contract for their most recent course of treatment.

Figures in italics indicate the base number of FP17s or Patient Questionnaire responses are less than 100. N/A is shown where the base number of responses is less than 10 during the period. % is calculated as Quantity/Base number*100

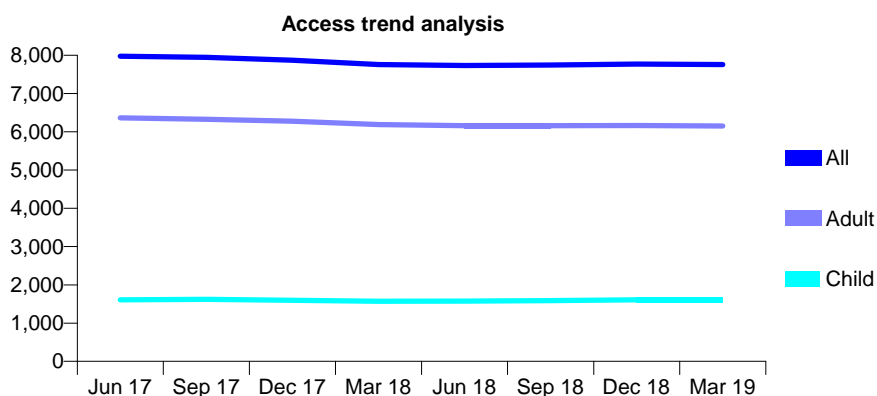
Q68 - Vital Signs At a Glance Contract Report for 160237/0001 - Year end March 2019

Name or company name	Five Rivers Dental Ltd
Contract type name	GDS Contract
Purpose of contract	General
Contract start date	01/10/2008
Contract end date	

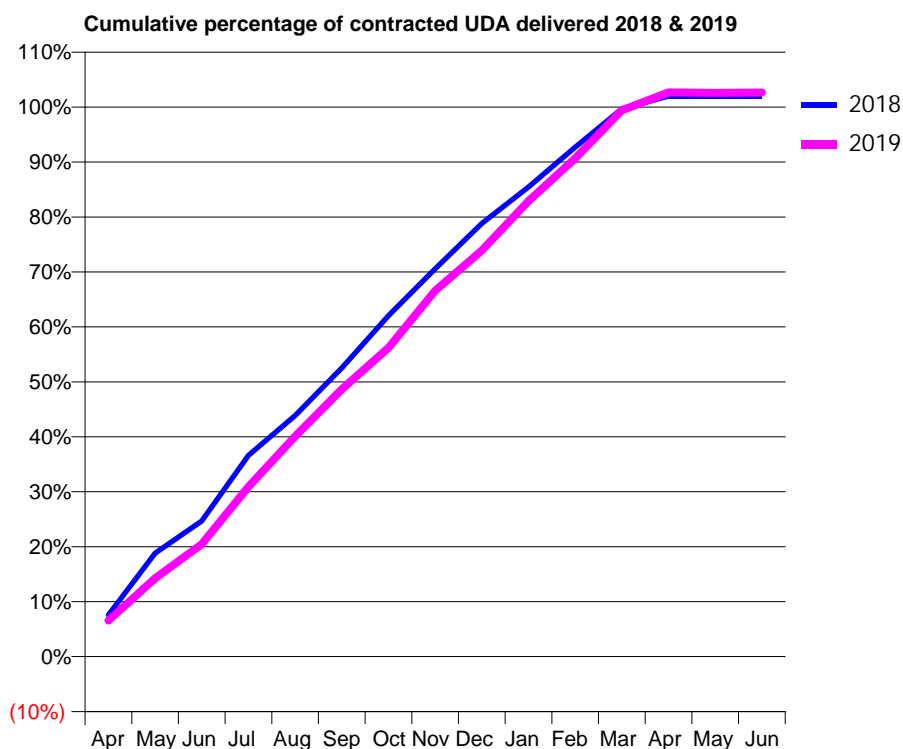
18/19 Contracted general activity (UDA)	22,127
Carry forward general activity (UDA)	0
18/19 Contracted orthodontic activity (UOA)	0
Carry forward orthodontic activity (UOA)	0
Baseline contract value	£610,118.85

ACCESS*

Patients seen in 24 months	Total	Change since previous quarter
Quarter ending March 2018	7,758	
Quarter ending June 2018	7,734	→
Quarter ending September 2018	7,744	→
Quarter ending December 2018	7,773	→
Quarter ending March 2019	7,759	→
Variance since March 2018	0.0%	→



ACTIVITY



Month	Adjusted Scheduled Activity (UDA)	
	2018	2019
April	1,676	1,451
May	4,167	3,152
June	5,465	4,531
July	8,106	6,836
August	9,709	8,875
September	11,624	10,763
October	13,727	12,434
November	15,617	14,735
December	17,442	16,355
January	18,910	18,347
February	20,512	20,064
March	22,055	21,998
April	22,570	22,716
May	22,570	22,700
June	22,568	22,709

QUALITY

	Quantity	Base Number	Contract	AT	Region	England
% of FP17s for the same patient ID Re-attending within 3 months - Children	220	3,051	7.2%	9.6%	11.3%	11.8%
% of FP17s for the same patient ID Re-attending within 3 months - Adults	1,235	9,736	12.7%	15.2%	15.4%	15.7%
% of FP17s for the same patient ID Re-attending between 3 & 9 months - Children	2,242	3,051	73.5%	60.2%	61.3%	58.9%
% of FP17s for the same patient ID Re-attending between 3 & 9 months - Adults	5,565	9,736	57.2%	51.3%	52.1%	50.8%
% of FP17s for Band 1 Urgent Courses	794	12,855	6.2%	9.5%	9.5%	9.1%
% of FP17s Relating to Free Repair or Replacements	95	12,855	0.7%	0.5%	0.6%	0.8%
% of FP17s Relating to Continuations	184	12,855	1.4%	0.8%	0.8%	0.9%
% of Patients satisfied with the dentistry they have received	3	4	N/A	92.4%	92.4%	92.5%
% of Patients satisfied with the time they had to wait for an appointment	3	4	N/A	88.4%	86.3%	87.0%

* This is based on patients treated on this contract for their most recent course of treatment. Figures in italics indicate the base number of FP17s or Patient Questionnaire responses are less than 100. N/A is shown where the base number of responses is less than 10 during the period. % is calculated as Quantity/Base number*100

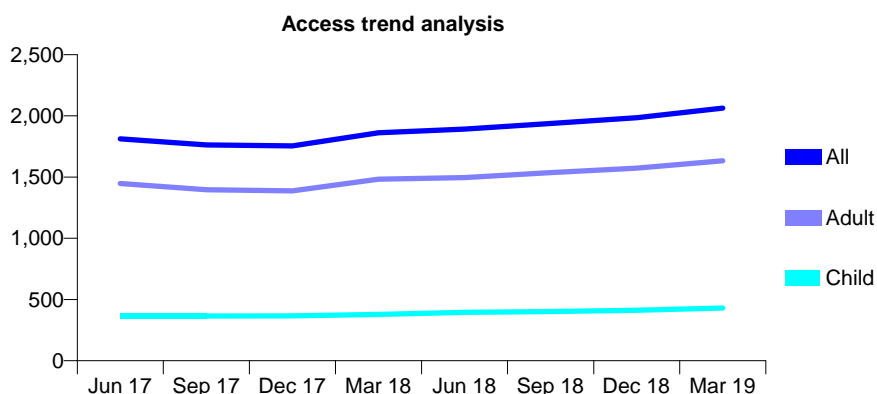
Q68 - Vital Signs At a Glance Contract Report for 160237/0002 - Year end March 2019

Name or company name	Five Rivers Dental Ltd
Contract type name	GDS Contract
Purpose of contract	General
Contract start date	01/10/2008
Contract end date	

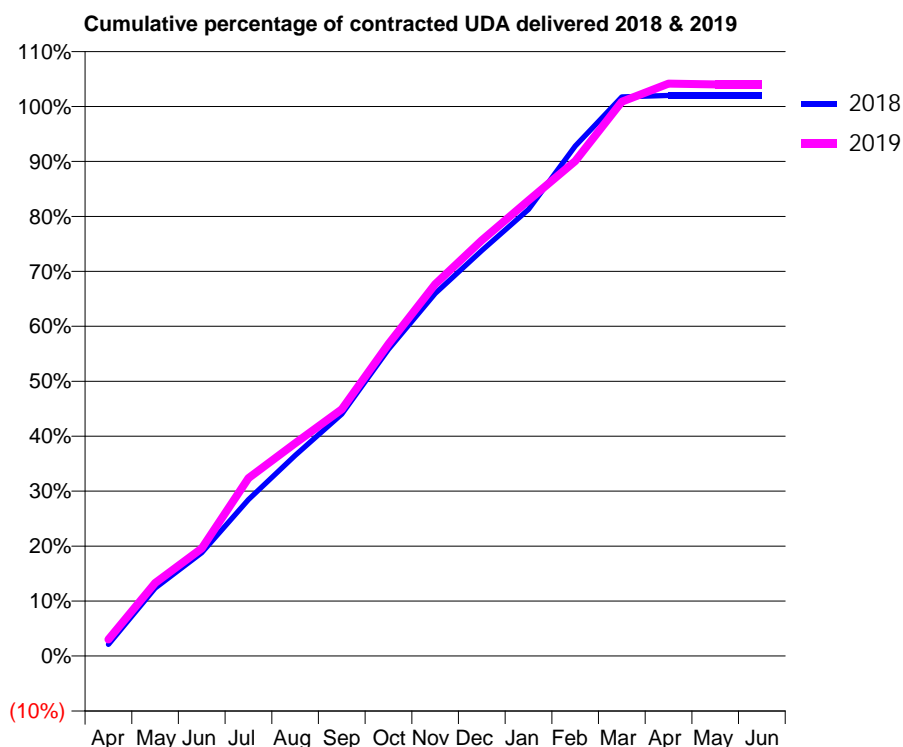
18/19 Contracted general activity (UDA)	4,800
Carry forward general activity (UDA)	0
18/19 Contracted orthodontic activity (UOA)	0
Carry forward orthodontic activity (UOA)	0
Baseline contract value	£137,454.23

ACCESS*

Patients seen in 24 months	Total	Change since previous quarter
Quarter ending March 2018	1,862	
Quarter ending June 2018	1,892	→
Quarter ending September 2018	1,938	↑
Quarter ending December 2018	1,985	↑
Quarter ending March 2019	2,064	↑
Variance since March 2018	10.8%	↑



ACTIVITY



Month	Adjusted Scheduled Activity (UDA)	
	2018	2019
April	102	145
May	594	638
June	902	941
July	1,367	1,555
August	1,752	1,858
September	2,113	2,154
October	2,680	2,725
November	3,166	3,249
December	3,542	3,631
January	3,901	3,980
February	4,454	4,323
March	4,884	4,841
April	4,896	4,998
May	4,896	4,992
June	4,896	4,992

QUALITY

	Quantity	Base Number	Contract	AT	Region	England
% of FP17s for the same patient ID Re-attending within 3 months - Children	63	758	8.3%	9.6%	11.3%	11.8%
% of FP17s for the same patient ID Re-attending within 3 months - Adults	320	2,788	11.5%	15.2%	15.4%	15.7%
% of FP17s for the same patient ID Re-attending between 3 & 9 months - Children	486	758	64.1%	60.2%	61.3%	58.9%
% of FP17s for the same patient ID Re-attending between 3 & 9 months - Adults	1,730	2,788	62.1%	51.3%	52.1%	50.8%
% of FP17s for Band 1 Urgent Courses	117	2,693	4.3%	9.5%	9.5%	9.1%
% of FP17s Relating to Free Repair or Replacements	16	2,693	0.6%	0.5%	0.6%	0.8%
% of FP17s Relating to Continuations	11	2,693	0.4%	0.8%	0.8%	0.9%
% of Patients satisfied with the dentistry they have received	1	1	N/A	92.4%	92.4%	92.5%
% of Patients satisfied with the time they had to wait for an appointment	1	1	N/A	88.4%	86.3%	87.0%

* This is based on patients treated on this contract for their most recent course of treatment. Figures in italics indicate the base number of FP17s or Patient Questionnaire responses are less than 100. N/A is shown where the base number of responses is less than 10 during the period. % is calculated as Quantity/Base number*100

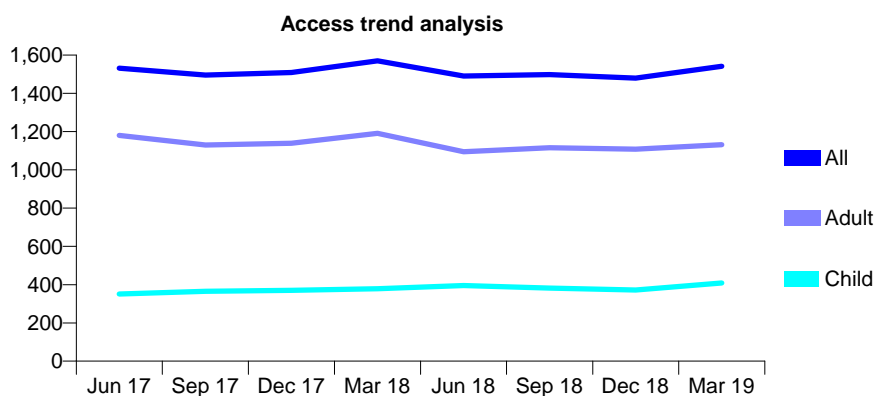
Q68 - Vital Signs At a Glance Contract Report for 160482/0001 - Year end March 2019

Name or company name	Mr W Clinton, Mr Y Noorani and Miss M No
Contract type name	GDS Contract
Purpose of contract	General
Contract start date	01/11/2014
Contract end date	

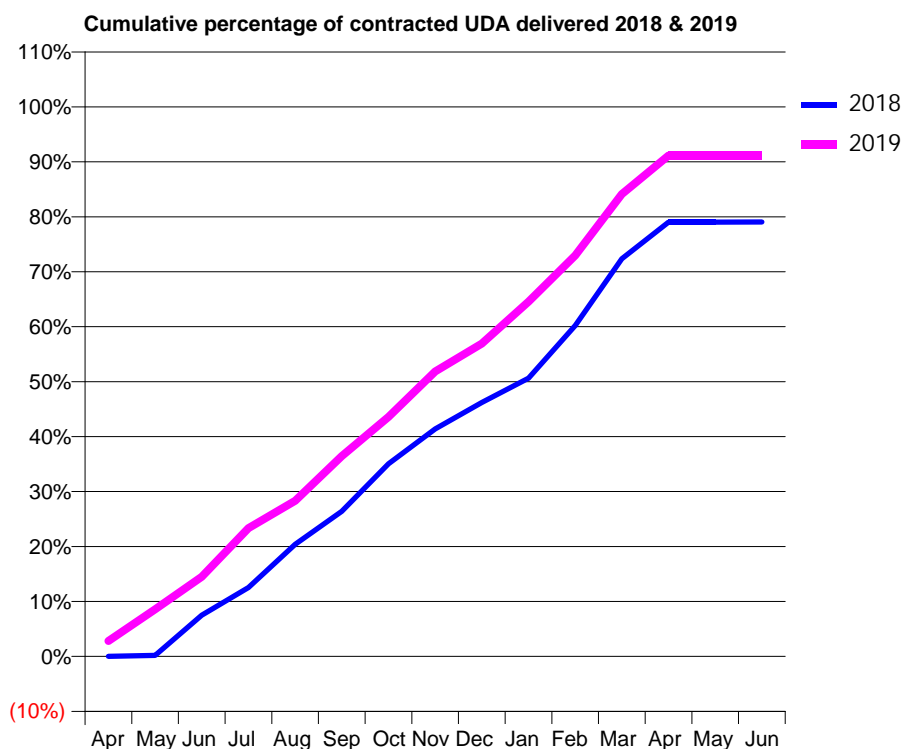
18/19 Contracted general activity (UDA)	6,187
Carry forward general activity (UDA)	0
18/19 Contracted orthodontic activity (UOA)	0
Carry forward orthodontic activity (UOA)	0
Baseline contract value	£145,120.28

ACCESS*

Patients seen in 24 months	Total	Change since previous quarter
Quarter ending March 2018	1,570	
Quarter ending June 2018	1,490	↓
Quarter ending September 2018	1,498	→
Quarter ending December 2018	1,480	↓
Quarter ending March 2019	1,541	↑
Variance since March 2018	(1.8%)	↓



ACTIVITY



Month	Adjusted Scheduled Activity (UDA)	
	2018	2019
April	0	173
May	11	531
June	465	898
July	776	1,444
August	1,263	1,753
September	1,633	2,254
October	2,169	2,698
November	2,561	3,208
December	2,859	3,521
January	3,133	3,993
February	3,726	4,513
March	4,476	5,204
April	4,890	5,639
May	4,890	5,639
June	4,891	5,639

QUALITY

	Quantity	Base Number	Contract	AT	Region	England
% of FP17s for the same patient ID Re-attending within 3 months - Children	51	611	8.3%	9.6%	11.3%	11.8%
% of FP17s for the same patient ID Re-attending within 3 months - Adults	433	1,774	24.4%	15.2%	15.4%	15.7%
% of FP17s for the same patient ID Re-attending between 3 & 9 months - Children	314	611	51.4%	60.2%	61.3%	58.9%
% of FP17s for the same patient ID Re-attending between 3 & 9 months - Adults	828	1,774	46.7%	51.3%	52.1%	50.8%
% of FP17s for Band 1 Urgent Courses	298	2,383	12.5%	9.5%	9.5%	9.1%
% of FP17s Relating to Free Repair or Replacements	94	2,383	3.9%	0.5%	0.6%	0.8%
% of FP17s Relating to Continuations	17	2,383	0.7%	0.8%	0.8%	0.9%
% of Patients satisfied with the dentistry they have received	1	2	N/A	92.4%	92.4%	92.5%
% of Patients satisfied with the time they had to wait for an appointment	1	2	N/A	88.4%	86.3%	87.0%

* This is based on patients treated on this contract for their most recent course of treatment. Figures in italics indicate the base number of FP17s or Patient Questionnaire responses are less than 100. N/A is shown where the base number of responses is less than 10 during the period. % is calculated as Quantity/Base number*100

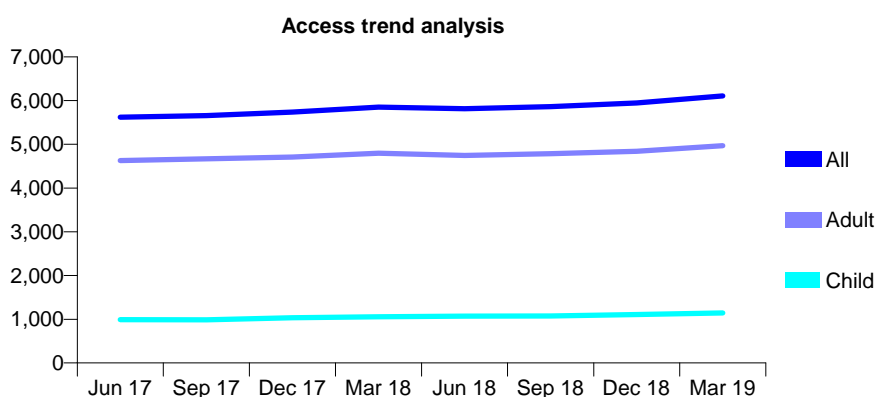
Q68 - Vital Signs At a Glance Contract Report for 161098/0001 - Year end March 2019

Name or company name	Mr A Fridmann and Mr A Pangotra
Contract type name	GDS Contract
Purpose of contract	General
Contract start date	17/12/2012
Contract end date	

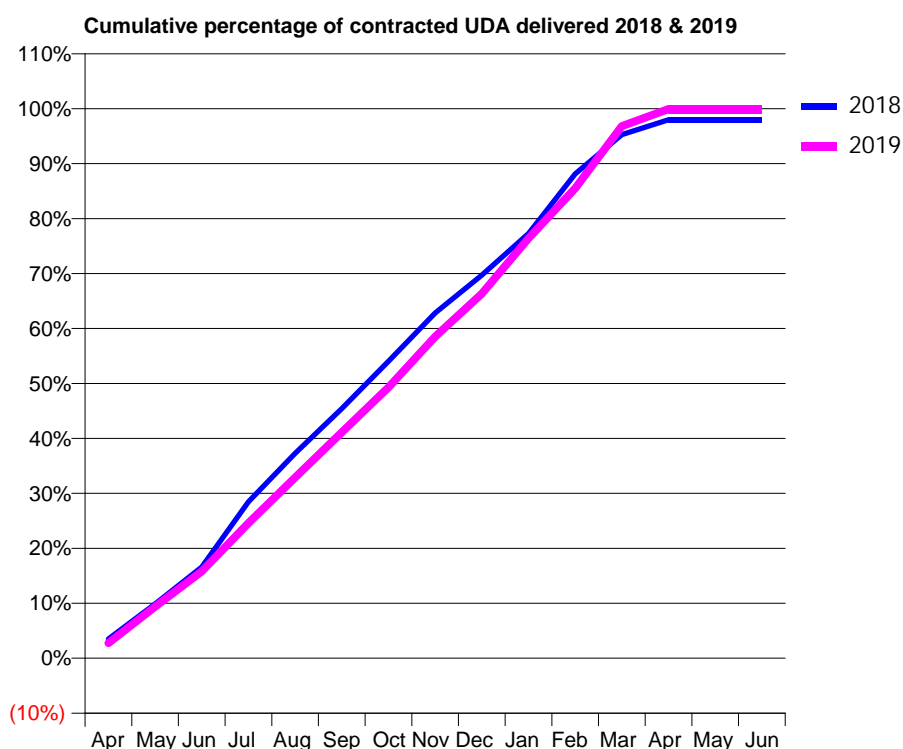
18/19 Contracted general activity (UDA)	18,150
Carry forward general activity (UDA)	367
18/19 Contracted orthodontic activity (UOA)	0
Carry forward orthodontic activity (UOA)	0
Baseline contract value	£550,766.69

ACCESS*

Patients seen in 24 months	Total	Change since previous quarter
Quarter ending March 2018	5,853	
Quarter ending June 2018	5,816	→
Quarter ending September 2018	5,861	→
Quarter ending December 2018	5,947	→
Quarter ending March 2019	6,109	↑
Variance since March 2018	4.4%	↑



ACTIVITY



Month	2018	2019
April	635	501
May	1,796	1,706
June	3,011	2,868
July	5,167	4,463
August	6,766	5,970
September	8,243	7,464
October	9,805	8,948
November	11,406	10,620
December	12,650	12,040
January	14,025	13,866
February	16,000	15,521
March	17,294	17,571
April	17,783	18,138
May	17,783	18,138
June	17,783	18,138

QUALITY

	Quantity	Base Number	Contract	AT	Region	England
% of FP17s for the same patient ID Re-attending within 3 months - Children	135	1,873	7.2%	9.6%	11.3%	11.8%
% of FP17s for the same patient ID Re-attending within 3 months - Adults	712	6,278	11.3%	15.2%	15.4%	15.7%
% of FP17s for the same patient ID Re-attending between 3 & 9 months - Children	1,114	1,873	59.5%	60.2%	61.3%	58.9%
% of FP17s for the same patient ID Re-attending between 3 & 9 months - Adults	2,376	6,278	37.8%	51.3%	52.1%	50.8%
% of FP17s for Band 1 Urgent Courses	624	8,209	7.6%	9.5%	9.5%	9.1%
% of FP17s Relating to Free Repair or Replacements	35	8,209	0.4%	0.5%	0.6%	0.8%
% of FP17s Relating to Continuations	85	8,209	1.0%	0.8%	0.8%	0.9%
% of Patients satisfied with the dentistry they have received	2	2	N/A	92.4%	92.4%	92.5%
% of Patients satisfied with the time they had to wait for an appointment	2	2	N/A	88.4%	86.3%	87.0%

* This is based on patients treated on this contract for their most recent course of treatment.

Figures in italics indicate the base number of FP17s or Patient Questionnaire responses are less than 100. N/A is shown where the base number of responses is less than 10 during the period. % is calculated as Quantity/Base number*100

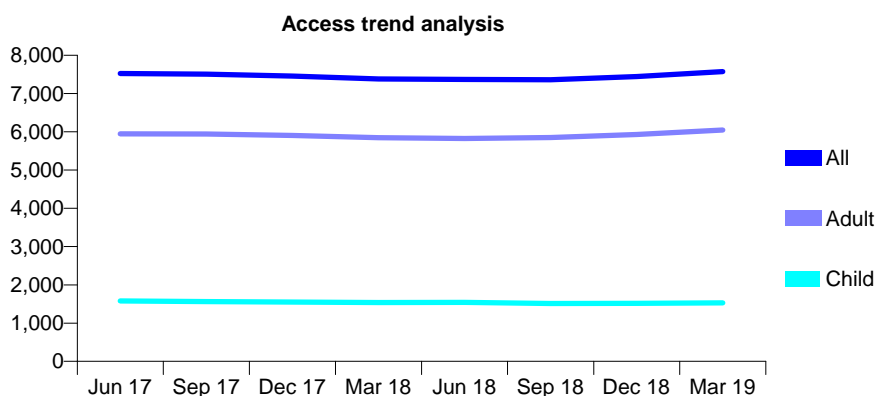
Q68 - Vital Signs At a Glance Contract Report for 161322/0001 - Year end March 2019

Name or company name	Ilias Triantafyllou
Contract type name	GDS Contract
Purpose of contract	General
Contract start date	01/04/2008
Contract end date	

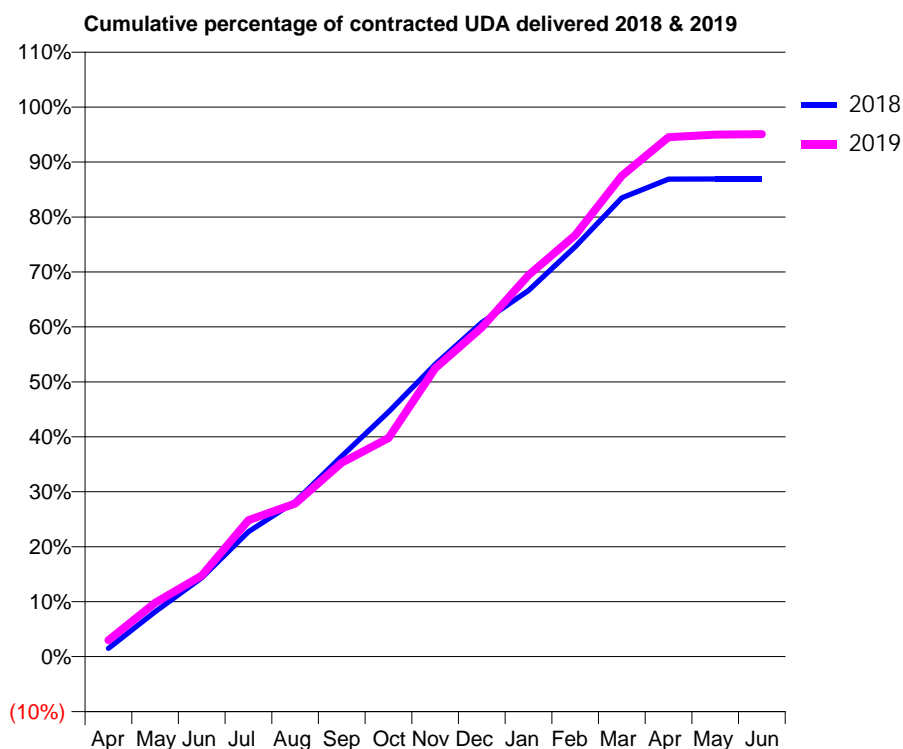
18/19 Contracted general activity (UDA)	25,769
Carry forward general activity (UDA)	0
18/19 Contracted orthodontic activity (UOA)	0
Carry forward orthodontic activity (UOA)	0
Baseline contract value	£752,196.20

ACCESS*

Patients seen in 24 months	Total	Change since previous quarter
Quarter ending March 2018	7,383	
Quarter ending June 2018	7,367	→
Quarter ending September 2018	7,362	→
Quarter ending December 2018	7,444	→
Quarter ending March 2019	7,574	→
Variance since March 2018	2.6%	↑



ACTIVITY



Month	Adjusted Scheduled Activity (UDA)	
	2018	2019
April	392	773
May	2,104	2,532
June	3,702	3,801
July	5,855	6,398
August	7,270	7,185
September	9,399	9,090
October	11,471	10,244
November	13,702	13,517
December	15,666	15,437
January	17,167	17,886
February	19,227	19,761
March	21,510	22,545
April	22,391	24,356
May	22,399	24,471
June	22,399	24,499

QUALITY

	Quantity	Base Number	Contract	AT	Region	England
% of FP17s for the same patient ID Re-attending within 3 months - Children	230	2,250	10.2%	9.6%	11.3%	11.8%
% of FP17s for the same patient ID Re-attending within 3 months - Adults	1,479	8,157	18.1%	15.2%	15.4%	15.7%
% of FP17s for the same patient ID Re-attending between 3 & 9 months - Children	1,333	2,250	59.2%	60.2%	61.3%	58.9%
% of FP17s for the same patient ID Re-attending between 3 & 9 months - Adults	3,512	8,157	43.1%	51.3%	52.1%	50.8%
% of FP17s for Band 1 Urgent Courses	1,418	10,728	13.2%	9.5%	9.5%	9.1%
% of FP17s Relating to Free Repair or Replacements	66	10,728	0.6%	0.5%	0.6%	0.8%
% of FP17s Relating to Continuations	65	10,728	0.6%	0.8%	0.8%	0.9%
% of Patients satisfied with the dentistry they have received	2	2	N/A	92.4%	92.4%	92.5%
% of Patients satisfied with the time they had to wait for an appointment	1	2	N/A	88.4%	86.3%	87.0%

* This is based on patients treated on this contract for their most recent course of treatment. Figures in italics indicate the base number of FP17s or Patient Questionnaire responses are less than 100. N/A is shown where the base number of responses is less than 10 during the period. % is calculated as Quantity/Base number*100

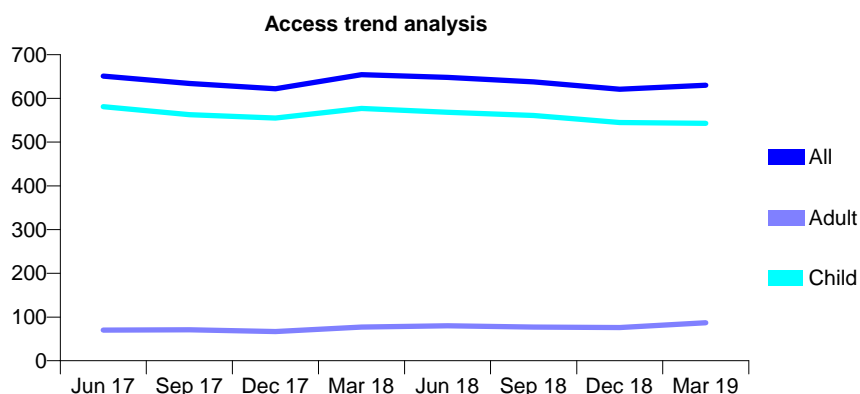
Q68 - Vital Signs At a Glance Contract Report for 162108/0001 - Year end March 2019

Name or company name	Mr M Clery and Ms R Amlani
Contract type name	GDS Contract
Purpose of contract	General
Contract start date	01/04/2010
Contract end date	

18/19 Contracted general activity (UDA)	1,170
Carry forward general activity (UDA)	2
18/19 Contracted orthodontic activity (UOA)	0
Carry forward orthodontic activity (UOA)	0
Baseline contract value	£30,650.50

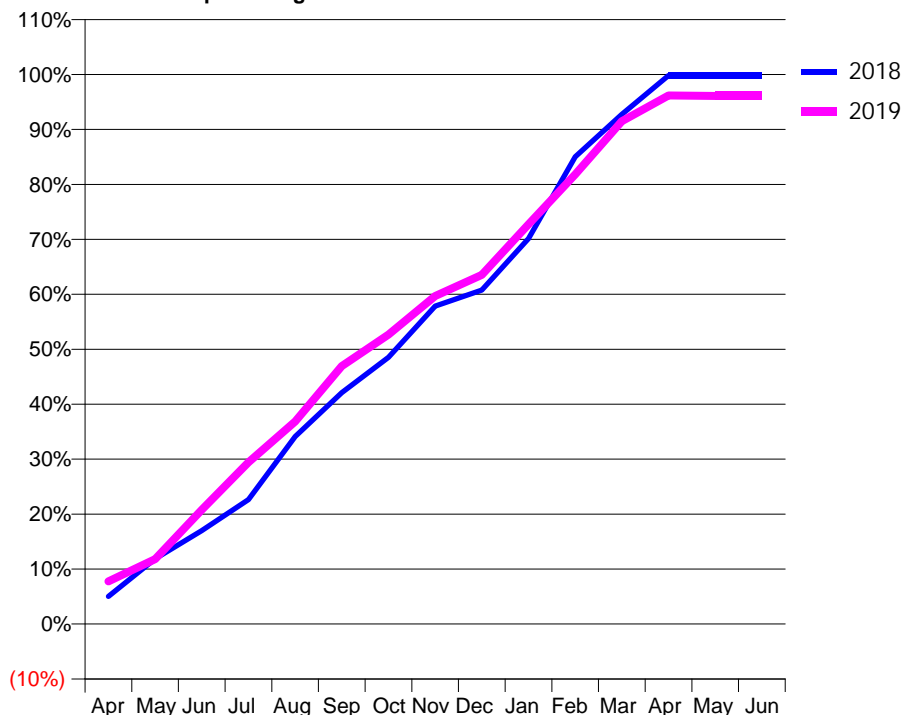
ACCESS*

Patients seen in 24 months	Total	Change since previous quarter
Quarter ending March 2018	654	
Quarter ending June 2018	648	→
Quarter ending September 2018	638	↓
Quarter ending December 2018	621	↓
Quarter ending March 2019	630	→
Variance since March 2018	(3.7%)	↓



ACTIVITY

Cumulative percentage of contracted UDA delivered 2018 & 2019



Month	Adjusted Scheduled Activity (UDA)	
	2018	2019
April	59	91
May	139	138
June	199	243
July	265	344
August	399	431
September	492	549
October	568	616
November	677	698
December	711	743
January	821	851
February	995	957
March	1,085	1,070
April	1,168	1,125
May	1,168	1,124
June	1,168	1,124

QUALITY

	Quantity	Base Number	Contract	AT	Region	England
% of FP17s for the same patient ID Re-attending within 3 months - Children	37	876	4.2%	9.6%	11.3%	11.8%
% of FP17s for the same patient ID Re-attending within 3 months - Adults	1	52	1.9%	15.2%	15.4%	15.7%
% of FP17s for the same patient ID Re-attending between 3 & 9 months - Children	644	876	73.5%	60.2%	61.3%	58.9%
% of FP17s for the same patient ID Re-attending between 3 & 9 months - Adults	32	52	61.5%	51.3%	52.1%	50.8%
% of FP17s for Band 1 Urgent Courses	1	916	0.1%	9.5%	9.5%	9.1%
% of FP17s Relating to Free Repair or Replacements	0	916	0.0%	0.5%	0.6%	0.8%
% of FP17s Relating to Continuations	0	916	0.0%	0.8%	0.8%	0.9%
% of Patients satisfied with the dentistry they have received	0	0	N/A	92.4%	92.4%	92.5%
% of Patients satisfied with the time they had to wait for an appointment	0	0	N/A	88.4%	86.3%	87.0%

* This is based on patients treated on this contract for their most recent course of treatment. Figures in italics indicate the base number of FP17s or Patient Questionnaire responses are less than 100. N/A is shown where the base number of responses is less than 10 during the period. % is calculated as Quantity/Base number*100

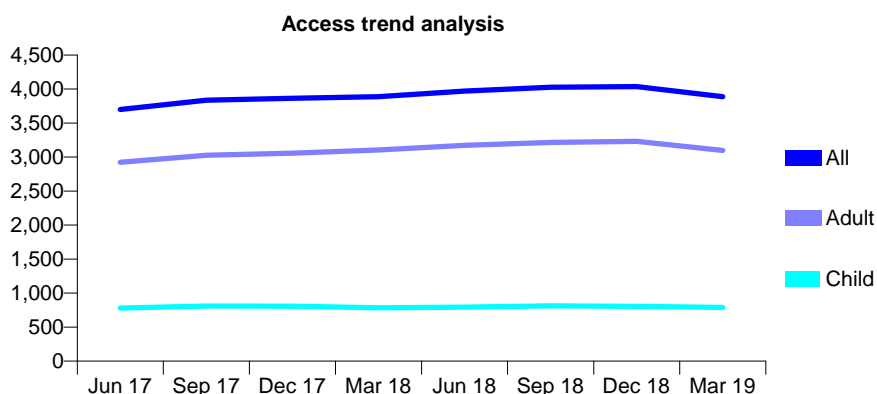
Q68 - Vital Signs At a Glance Contract Report for 162434/0001 - Year end March 2019

Name or company name	Mr A Eyrumlu, Mr M Eyrumlu & Mr M Darab
Contract type name	GDS Contract
Purpose of contract	General
Contract start date	01/08/2014
Contract end date	

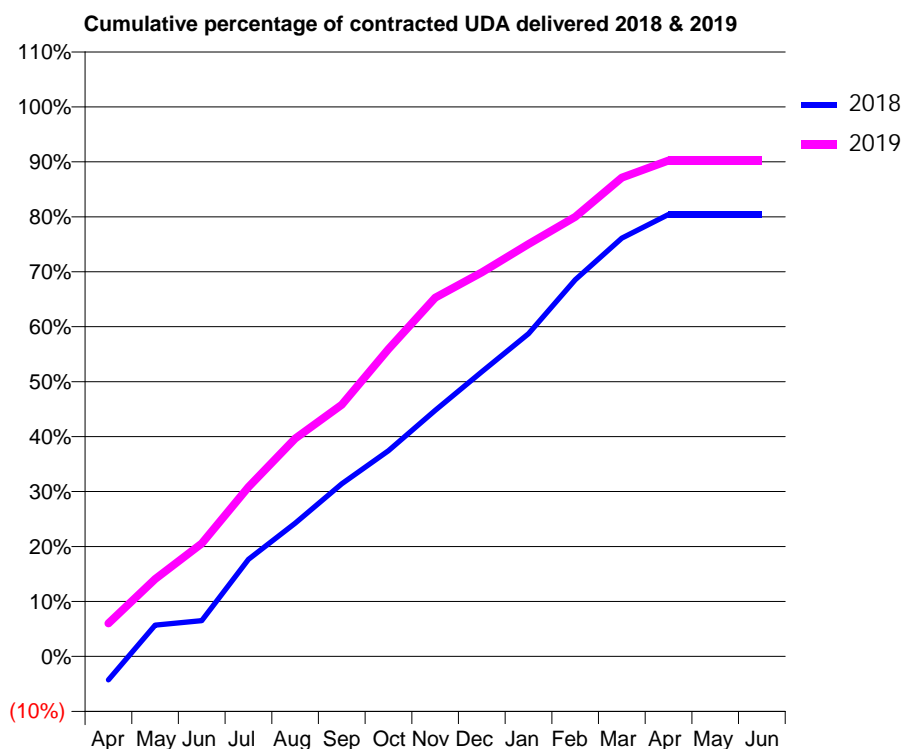
18/19 Contracted general activity (UDA)	13,000
Carry forward general activity (UDA)	0
18/19 Contracted orthodontic activity (UOA)	0
Carry forward orthodontic activity (UOA)	0
Baseline contract value	£369,538.76

ACCESS*

Patients seen in 24 months	Total	Change since previous quarter
Quarter ending March 2018	3,889	
Quarter ending June 2018	3,969	↑
Quarter ending September 2018	4,027	→
Quarter ending December 2018	4,037	→
Quarter ending March 2019	3,887	↓
Variance since March 2018	(0.1%)	→



ACTIVITY



Month	Adjusted Scheduled Activity (UDA)	
	2018	2019
April	-514	780
May	684	1,832
June	782	2,671
July	2,122	4,009
August	2,910	5,157
September	3,770	5,954
October	4,493	7,270
November	5,374	8,486
December	6,214	9,085
January	7,046	9,754
February	8,224	10,399
March	9,135	11,324
April	9,649	11,731
May	9,649	11,731
June	9,651	11,731

QUALITY

	Quantity	Base Number	Contract	AT	Region	England
% of FP17s for the same patient ID Re-attending within 3 months - Children	64	1,113	5.8%	9.6%	11.3%	11.8%
% of FP17s for the same patient ID Re-attending within 3 months - Adults	791	4,384	18.0%	15.2%	15.4%	15.7%
% of FP17s for the same patient ID Re-attending between 3 & 9 months - Children	663	1,113	59.6%	60.2%	61.3%	58.9%
% of FP17s for the same patient ID Re-attending between 3 & 9 months - Adults	2,259	4,384	51.5%	51.3%	52.1%	50.8%
% of FP17s for Band 1 Urgent Courses	469	5,449	8.6%	9.5%	9.5%	9.1%
% of FP17s Relating to Free Repair or Replacements	26	5,449	0.5%	0.5%	0.6%	0.8%
% of FP17s Relating to Continuations	209	5,449	3.8%	0.8%	0.8%	0.9%
% of Patients satisfied with the dentistry they have received	0	1	N/A	92.4%	92.4%	92.5%
% of Patients satisfied with the time they had to wait for an appointment	1	1	N/A	88.4%	86.3%	87.0%

* This is based on patients treated on this contract for their most recent course of treatment. Figures in italics indicate the base number of FP17s or Patient Questionnaire responses are less than 100. N/A is shown where the base number of responses is less than 10 during the period. % is calculated as Quantity/Base number*100

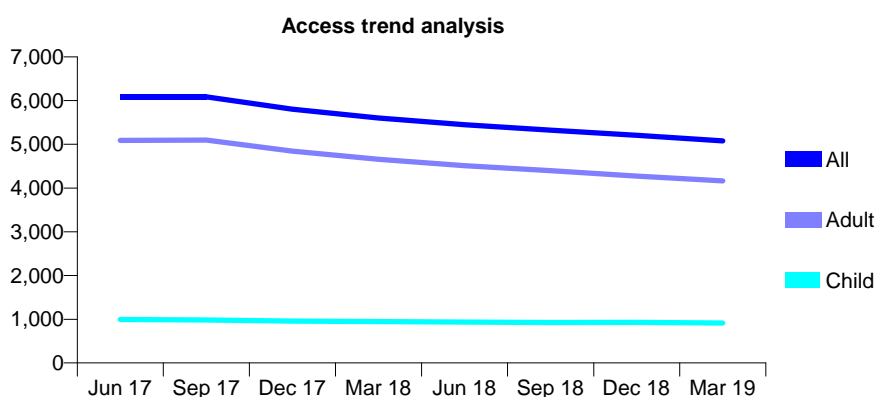
Q68 - Vital Signs At a Glance Contract Report for 162531/0001 - Year end March 2019

Name or company name	The Dental Surgery Partnership
Contract type name	GDS Contract
Purpose of contract	General
Contract start date	01/08/2015
Contract end date	

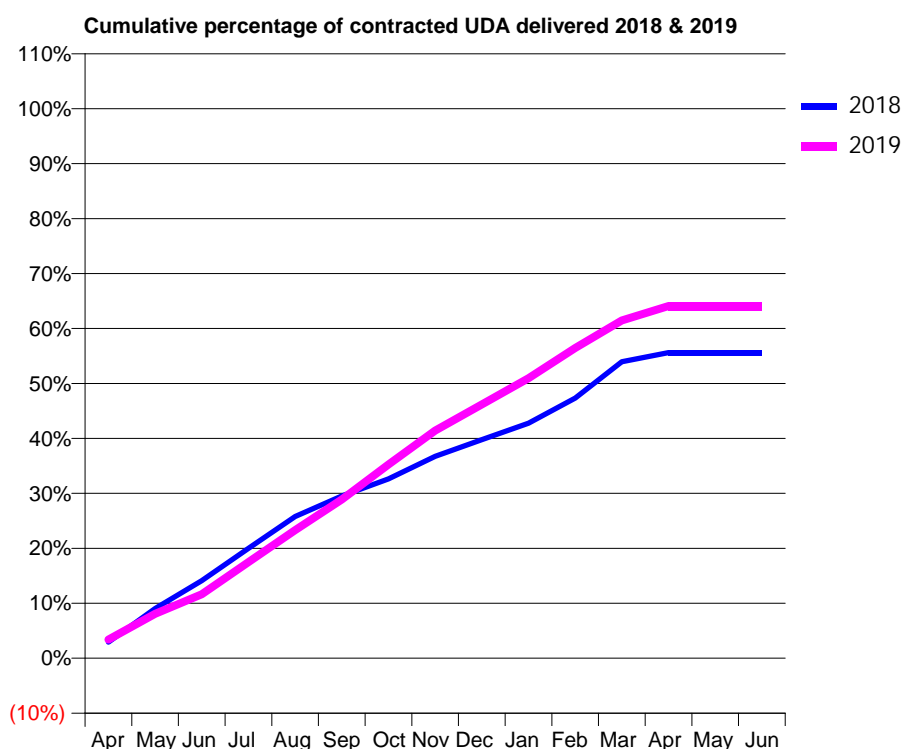
18/19 Contracted general activity (UDA)	21,012
Carry forward general activity (UDA)	0
18/19 Contracted orthodontic activity (UOA)	0
Carry forward orthodontic activity (UOA)	0
Baseline contract value	£555,013.07

ACCESS*

Patients seen in 24 months	Total	Change since previous quarter
Quarter ending March 2018	5,602	
Quarter ending June 2018	5,448	↓
Quarter ending September 2018	5,323	↓
Quarter ending December 2018	5,204	↓
Quarter ending March 2019	5,078	↓
Variance since March 2018	(9.4%)	↓



ACTIVITY



Month	Adjusted Scheduled Activity (UDA)	
	2018	2019
April	615	716
May	1,900	1,703
June	2,965	2,446
July	4,203	3,676
August	5,418	4,899
September	6,203	6,068
October	6,858	7,404
November	7,719	8,706
December	8,356	9,702
January	8,987	10,706
February	9,946	11,863
March	11,335	12,914
April	11,685	13,466
May	11,685	13,466
June	11,685	13,466

QUALITY

	Quantity	Base Number	Contract	AT	Region	England
% of FP17s for the same patient ID Re-attending within 3 months - Children	63	1,175	5.4%	9.6%	11.3%	11.8%
% of FP17s for the same patient ID Re-attending within 3 months - Adults	589	4,879	12.1%	15.2%	15.4%	15.7%
% of FP17s for the same patient ID Re-attending between 3 & 9 months - Children	595	1,175	50.6%	60.2%	61.3%	58.9%
% of FP17s for the same patient ID Re-attending between 3 & 9 months - Adults	2,137	4,879	43.8%	51.3%	52.1%	50.8%
% of FP17s for Band 1 Urgent Courses	488	6,162	7.9%	9.5%	9.5%	9.1%
% of FP17s Relating to Free Repair or Replacements	39	6,162	0.6%	0.5%	0.6%	0.8%
% of FP17s Relating to Continuations	38	6,162	0.6%	0.8%	0.8%	0.9%
% of Patients satisfied with the dentistry they have received	3	3	N/A	92.4%	92.4%	92.5%
% of Patients satisfied with the time they had to wait for an appointment	3	3	N/A	88.4%	86.3%	87.0%

* This is based on patients treated on this contract for their most recent course of treatment. Figures in italics indicate the base number of FP17s or Patient Questionnaire responses are less than 100. N/A is shown where the base number of responses is less than 10 during the period. % is calculated as Quantity/Base number*100

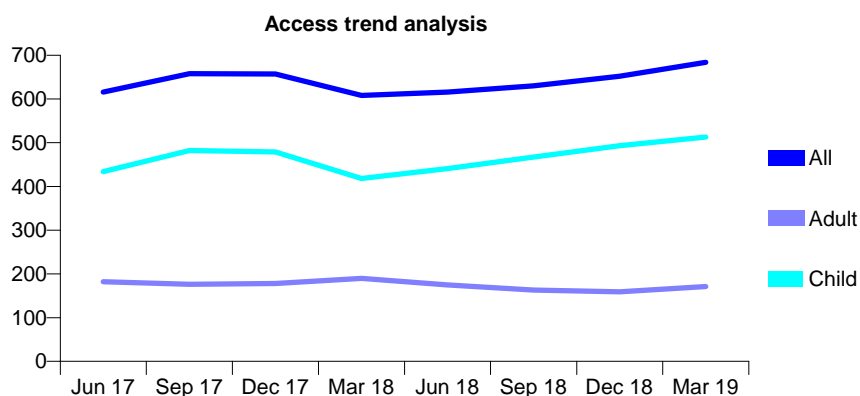
Q68 - Vital Signs At a Glance Contract Report for 162639/0001 - Year end March 2019

Name or company name	MR M SEIFOURI
Contract type name	GDS Contract
Purpose of contract	General
Contract start date	01/09/2015
Contract end date	

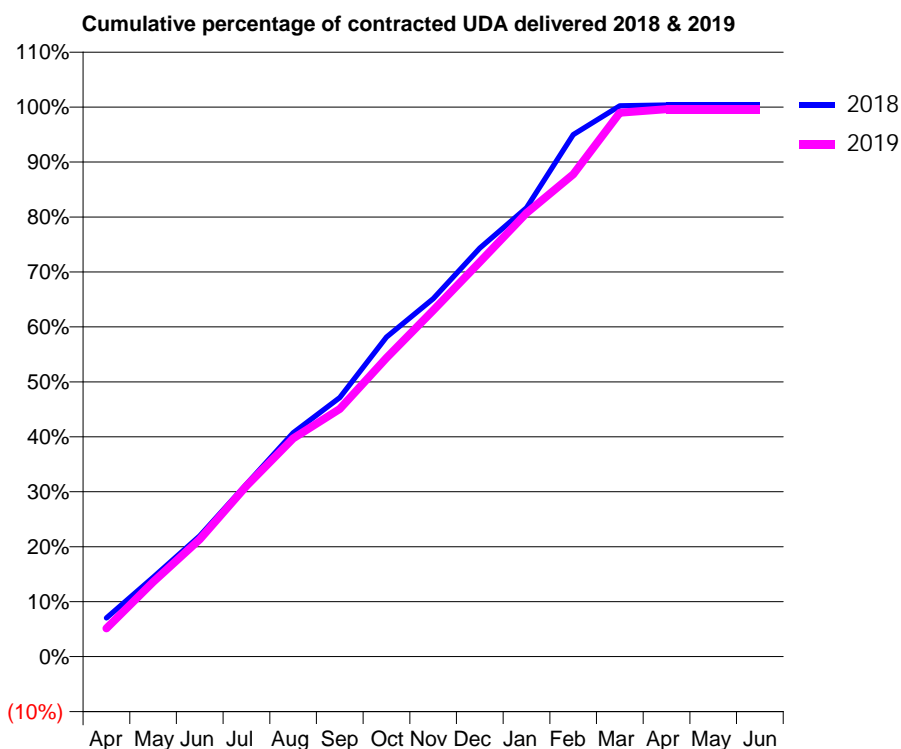
18/19 Contracted general activity (UDA)	1,434
Carry forward general activity (UDA)	0
18/19 Contracted orthodontic activity (UOA)	0
Carry forward orthodontic activity (UOA)	0
Baseline contract value	£33,633.01

ACCESS*

Patients seen in 24 months	Total	Change since previous quarter
Quarter ending March 2018	608	
Quarter ending June 2018	616	→
Quarter ending September 2018	630	↑
Quarter ending December 2018	652	↑
Quarter ending March 2019	684	↑
Variance since March 2018	12.5%	↑



ACTIVITY



Month	Adjusted Scheduled Activity (UDA)	
	2018	2019
April	101	74
May	207	195
June	315	306
July	450	445
August	584	569
September	676	646
October	834	779
November	934	903
December	1,066	1,029
January	1,171	1,157
February	1,362	1,258
March	1,437	1,419
April	1,439	1,428
May	1,439	1,428
June	1,439	1,428

QUALITY

	Quantity	Base Number	Contract	AT	Region	England
% of FP17s for the same patient ID Re-attending within 3 months - Children	28	785	3.6%	9.6%	11.3%	11.8%
% of FP17s for the same patient ID Re-attending within 3 months - Adults	11	170	6.5%	15.2%	15.4%	15.7%
% of FP17s for the same patient ID Re-attending between 3 & 9 months - Children	453	785	57.7%	60.2%	61.3%	58.9%
% of FP17s for the same patient ID Re-attending between 3 & 9 months - Adults	35	170	20.6%	51.3%	52.1%	50.8%
% of FP17s for Band 1 Urgent Courses	2	959	0.2%	9.5%	9.5%	9.1%
% of FP17s Relating to Free Repair or Replacements	0	959	0.0%	0.5%	0.6%	0.8%
% of FP17s Relating to Continuations	0	959	0.0%	0.8%	0.8%	0.9%
% of Patients satisfied with the dentistry they have received	0	0	N/A	92.4%	92.4%	92.5%
% of Patients satisfied with the time they had to wait for an appointment	0	0	N/A	88.4%	86.3%	87.0%

* This is based on patients treated on this contract for their most recent course of treatment. Figures in italics indicate the base number of FP17s or Patient Questionnaire responses are less than 100. N/A is shown where the base number of responses is less than 10 during the period. % is calculated as Quantity/Base number*100

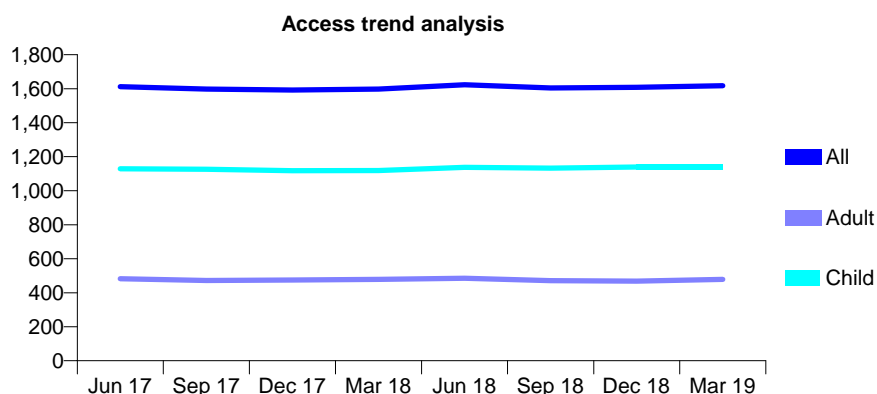
Q68 - Vital Signs At a Glance Contract Report for 163430/0001 - Year end March 2019

Name or company name	Ashley Dental Ltd
Contract type name	GDS Contract
Purpose of contract	General
Contract start date	01/04/2013
Contract end date	

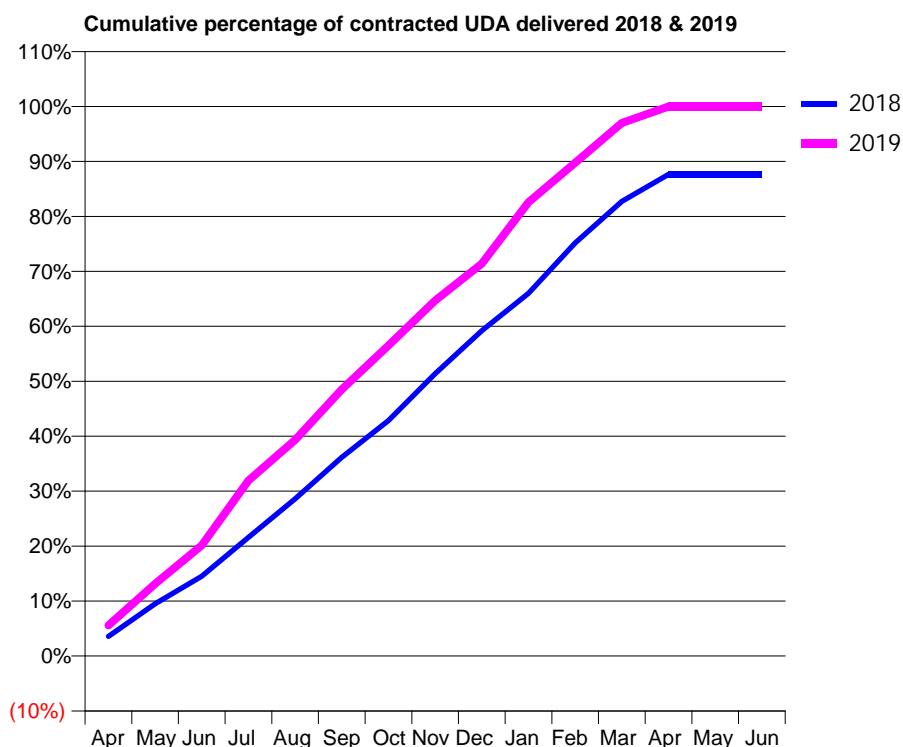
18/19 Contracted general activity (UDA)	3,896
Carry forward general activity (UDA)	0
18/19 Contracted orthodontic activity (UOA)	0
Carry forward orthodontic activity (UOA)	0
Baseline contract value	£98,983.44

ACCESS*

Patients seen in 24 months	Total	Change since previous quarter
Quarter ending March 2018	1,598	
Quarter ending June 2018	1,623	→
Quarter ending September 2018	1,604	↓
Quarter ending December 2018	1,608	→
Quarter ending March 2019	1,618	→
Variance since March 2018	1.3%	→



ACTIVITY



Month	Adjusted Scheduled Activity (UDA)	
	2018	2019
April	140	217
May	371	512
June	565	786
July	842	1,244
August	1,115	1,532
September	1,409	1,889
October	1,669	2,201
November	2,002	2,520
December	2,306	2,782
January	2,572	3,217
February	2,930	3,497
March	3,223	3,778
April	3,415	3,895
May	3,415	3,895
June	3,415	3,895

QUALITY

	Quantity	Base Number	Contract	AT	Region	England
% of FP17s for the same patient ID Re-attending within 3 months - Children	91	1,644	5.5%	9.6%	11.3%	11.8%
% of FP17s for the same patient ID Re-attending within 3 months - Adults	99	508	19.5%	15.2%	15.4%	15.7%
% of FP17s for the same patient ID Re-attending between 3 & 9 months - Children	936	1,644	56.9%	60.2%	61.3%	58.9%
% of FP17s for the same patient ID Re-attending between 3 & 9 months - Adults	216	508	42.5%	51.3%	52.1%	50.8%
% of FP17s for Band 1 Urgent Courses	74	2,144	3.5%	9.5%	9.5%	9.1%
% of FP17s Relating to Free Repair or Replacements	4	2,144	0.2%	0.5%	0.6%	0.8%
% of FP17s Relating to Continuations	6	2,144	0.3%	0.8%	0.8%	0.9%
% of Patients satisfied with the dentistry they have received	0	0	N/A	92.4%	92.4%	92.5%
% of Patients satisfied with the time they had to wait for an appointment	0	0	N/A	88.4%	86.3%	87.0%

* This is based on patients treated on this contract for their most recent course of treatment. Figures in italics indicate the base number of FP17s or Patient Questionnaire responses are less than 100. N/A is shown where the base number of responses is less than 10 during the period. % is calculated as Quantity/Base number*100

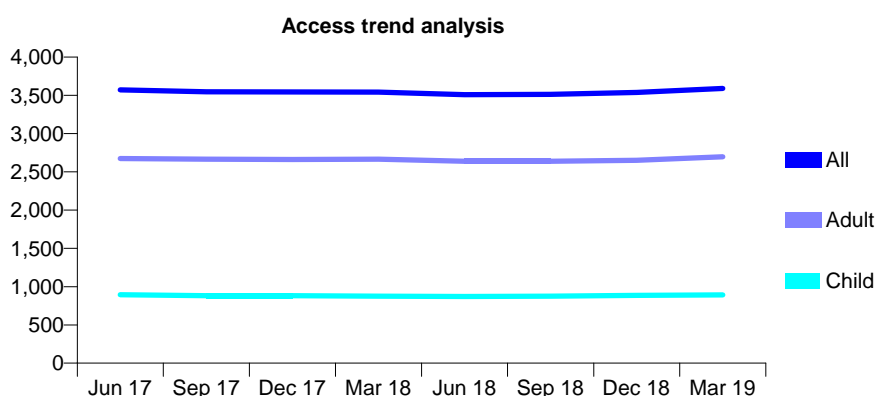
Q68 - Vital Signs At a Glance Contract Report for 164550/0001 - Year end March 2019

Name or company name	Mr R Pant & Mrs R Pant
Contract type name	GDS Contract
Purpose of contract	General
Contract start date	01/04/2012
Contract end date	

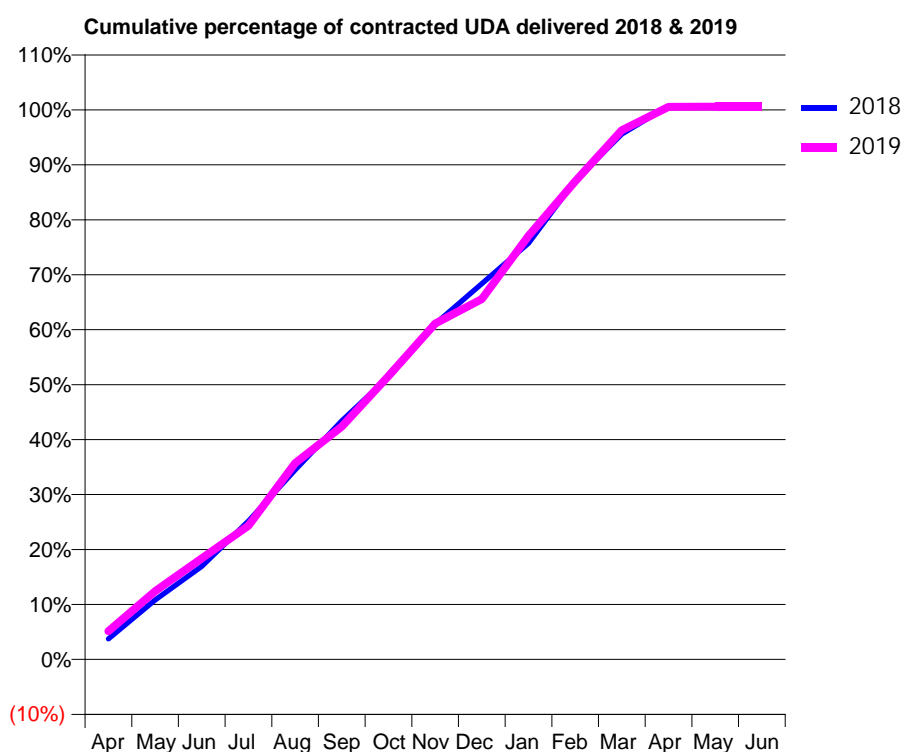
18/19 Contracted general activity (UDA)	13,273
Carry forward general activity (UDA)	0
18/19 Contracted orthodontic activity (UOA)	0
Carry forward orthodontic activity (UOA)	0
Baseline contract value	£417,332.55

ACCESS*

Patients seen in 24 months	Total	Change since previous quarter
Quarter ending March 2018	3,542	
Quarter ending June 2018	3,508	→
Quarter ending September 2018	3,513	→
Quarter ending December 2018	3,537	→
Quarter ending March 2019	3,589	→
Variance since March 2018	1.3%	→



ACTIVITY



Month	Adjusted Scheduled Activity (UDA)	
	2018	2019
April	497	683
May	1,434	1,652
June	2,250	2,440
July	3,341	3,229
August	4,577	4,740
September	5,760	5,622
October	6,822	6,844
November	8,105	8,112
December	9,075	8,705
January	10,052	10,227
February	11,562	11,548
March	12,689	12,780
April	13,365	13,346
May	13,364	13,349
June	13,364	13,350

QUALITY

	Quantity	Base Number	Contract	AT	Region	England
% of FP17s for the same patient ID Re-attending within 3 months - Children	74	1,510	4.9%	9.6%	11.3%	11.8%
% of FP17s for the same patient ID Re-attending within 3 months - Adults	488	4,607	10.6%	15.2%	15.4%	15.7%
% of FP17s for the same patient ID Re-attending between 3 & 9 months - Children	1,126	1,510	74.6%	60.2%	61.3%	58.9%
% of FP17s for the same patient ID Re-attending between 3 & 9 months - Adults	3,504	4,607	76.1%	51.3%	52.1%	50.8%
% of FP17s for Band 1 Urgent Courses	316	6,112	5.2%	9.5%	9.5%	9.1%
% of FP17s Relating to Free Repair or Replacements	88	6,112	1.4%	0.5%	0.6%	0.8%
% of FP17s Relating to Continuations	11	6,112	0.2%	0.8%	0.8%	0.9%
% of Patients satisfied with the dentistry they have received	2	2	N/A	92.4%	92.4%	92.5%
% of Patients satisfied with the time they had to wait for an appointment	1	2	N/A	88.4%	86.3%	87.0%

* This is based on patients treated on this contract for their most recent course of treatment. Figures in italics indicate the base number of FP17s or Patient Questionnaire responses are less than 100. N/A is shown where the base number of responses is less than 10 during the period. % is calculated as Quantity/Base number*100

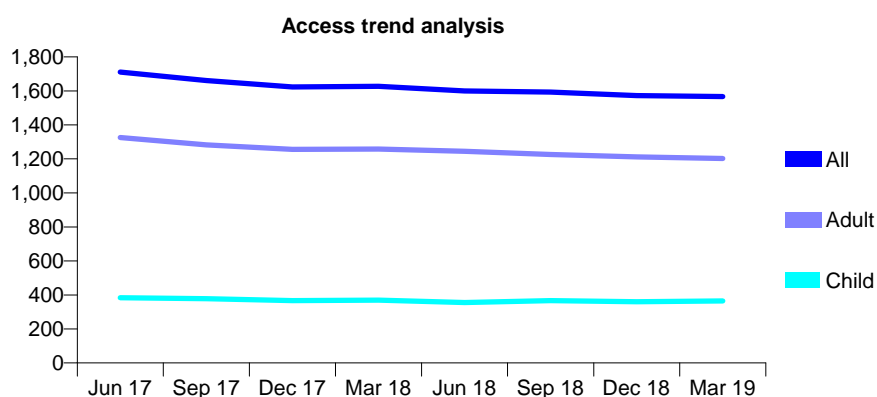
Q68 - Vital Signs At a Glance Contract Report for 164747/0001 - Year end March 2019

Name or company name	Ferring Dental Practice Ltd
Contract type name	GDS Contract
Purpose of contract	General
Contract start date	01/11/2011
Contract end date	

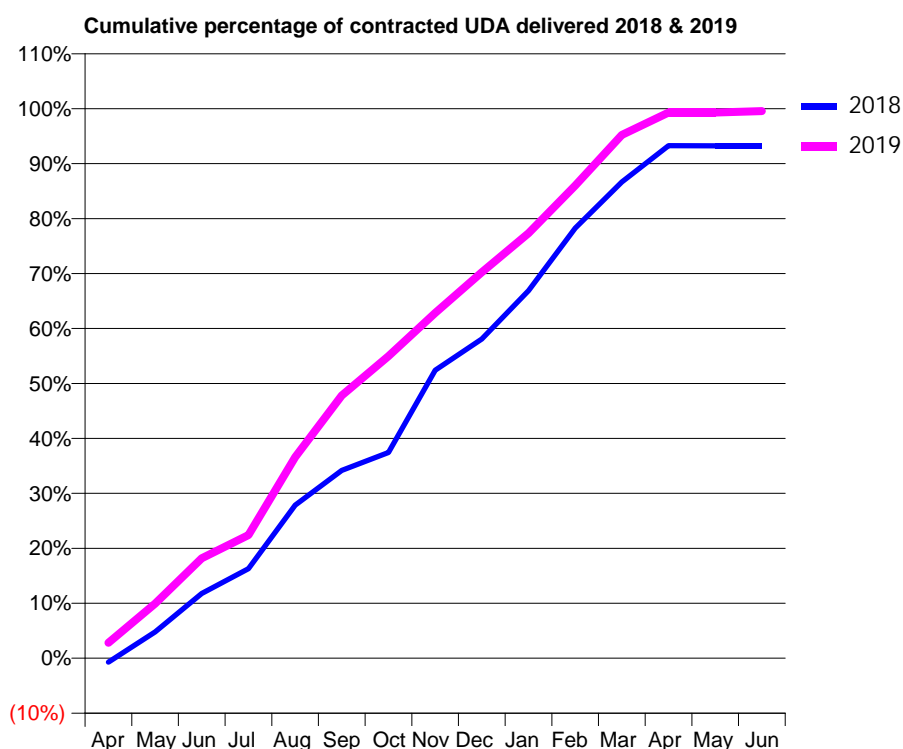
18/19 Contracted general activity (UDA)	5,340
Carry forward general activity (UDA)	0
18/19 Contracted orthodontic activity (UOA)	0
Carry forward orthodontic activity (UOA)	0
Baseline contract value	£134,262.39

ACCESS*

Patients seen in 24 months	Total	Change since previous quarter
Quarter ending March 2018	1,627	
Quarter ending June 2018	1,600	↓
Quarter ending September 2018	1,593	→
Quarter ending December 2018	1,572	↓
Quarter ending March 2019	1,567	→
Variance since March 2018	(3.7%)	↓



ACTIVITY



Month	Adjusted Scheduled Activity (UDA)	
	2018	2019
April	-43	150
May	274	532
June	675	971
July	933	1,196
August	1,595	1,954
September	1,957	2,553
October	2,143	2,935
November	3,001	3,356
December	3,326	3,750
January	3,829	4,129
February	4,481	4,593
March	4,961	5,084
April	5,341	5,302
May	5,339	5,303
June	5,340	5,316

QUALITY

	Quantity	Base Number	Contract	AT	Region	England
% of FP17s for the same patient ID Re-attending within 3 months - Children	23	549	4.2%	9.6%	11.3%	11.8%
% of FP17s for the same patient ID Re-attending within 3 months - Adults	293	1,941	15.1%	15.2%	15.4%	15.7%
% of FP17s for the same patient ID Re-attending between 3 & 9 months - Children	386	549	70.3%	60.2%	61.3%	58.9%
% of FP17s for the same patient ID Re-attending between 3 & 9 months - Adults	1,330	1,941	68.5%	51.3%	52.1%	50.8%
% of FP17s for Band 1 Urgent Courses	218	2,463	8.9%	9.5%	9.5%	9.1%
% of FP17s Relating to Free Repair or Replacements	9	2,463	0.4%	0.5%	0.6%	0.8%
% of FP17s Relating to Continuations	14	2,463	0.6%	0.8%	0.8%	0.9%
% of Patients satisfied with the dentistry they have received	0	0	N/A	92.4%	92.4%	92.5%
% of Patients satisfied with the time they had to wait for an appointment	0	0	N/A	88.4%	86.3%	87.0%

* This is based on patients treated on this contract for their most recent course of treatment.

Figures in italics indicate the base number of FP17s or Patient Questionnaire responses are less than 100. N/A is shown where the base number of responses is less than 10 during the period. % is calculated as Quantity/Base number*100

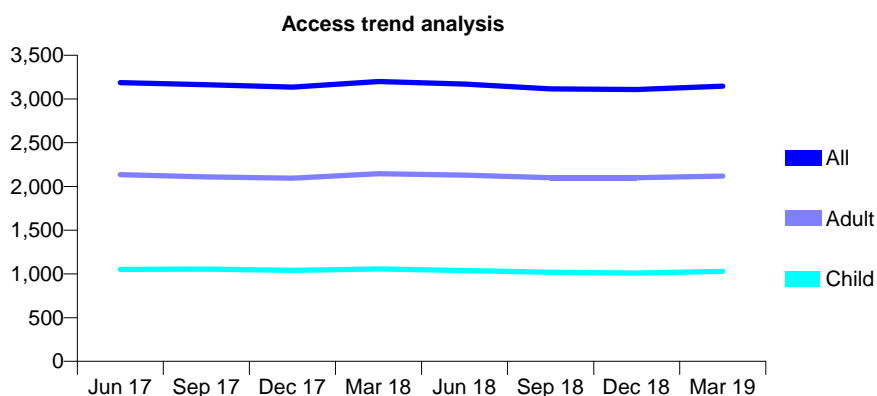
Q68 - Vital Signs At a Glance Contract Report for 165786/0001 - Year end March 2019

Name or company name	Mr A Mykoniatis and Mr S Kolonidis
Contract type name	GDS Contract
Purpose of contract	General
Contract start date	06/04/2015
Contract end date	

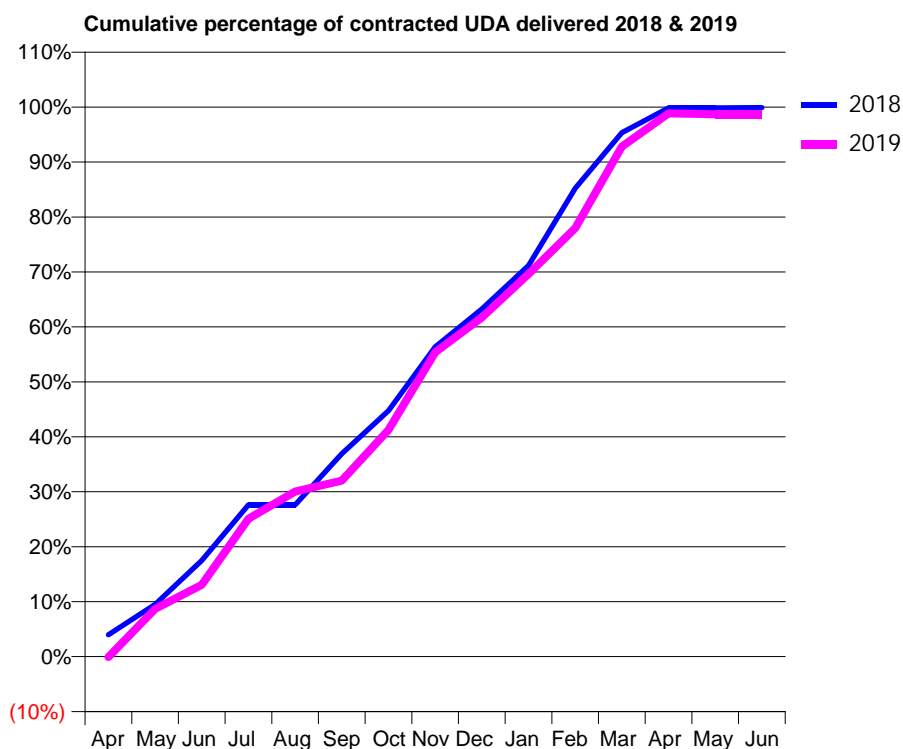
18/19 Contracted general activity (UDA)	12,500
Carry forward general activity (UDA)	12
18/19 Contracted orthodontic activity (UOA)	0
Carry forward orthodontic activity (UOA)	0
Baseline contract value	£297,991.67

ACCESS*

Patients seen in 24 months	Total	Change since previous quarter
Quarter ending March 2018	3,201	
Quarter ending June 2018	3,170	→
Quarter ending September 2018	3,117	↓
Quarter ending December 2018	3,109	→
Quarter ending March 2019	3,147	→
Variance since March 2018	(1.7%)	↓



ACTIVITY



Month	Adjusted Scheduled Activity (UDA)	
	2018	2019
April	500	-12
May	1,188	1,087
June	2,185	1,632
July	3,454	3,135
August	3,454	3,753
September	4,615	4,004
October	5,592	5,155
November	7,045	6,922
December	7,904	7,712
January	8,896	8,701
February	10,654	9,746
March	11,917	11,597
April	12,480	12,356
May	12,481	12,335
June	12,488	12,336

QUALITY

	Quantity	Base Number	Contract	AT	Region	England
% of FP17s for the same patient ID Re-attending within 3 months - Children	76	1,632	4.7%	9.6%	11.3%	11.8%
% of FP17s for the same patient ID Re-attending within 3 months - Adults	412	3,263	12.6%	15.2%	15.4%	15.7%
% of FP17s for the same patient ID Re-attending between 3 & 9 months - Children	1,136	1,632	69.6%	60.2%	61.3%	58.9%
% of FP17s for the same patient ID Re-attending between 3 & 9 months - Adults	2,106	3,263	64.5%	51.3%	52.1%	50.8%
% of FP17s for Band 1 Urgent Courses	361	4,933	7.3%	9.5%	9.5%	9.1%
% of FP17s Relating to Free Repair or Replacements	32	4,933	0.6%	0.5%	0.6%	0.8%
% of FP17s Relating to Continuations	1	4,933	0.0%	0.8%	0.8%	0.9%
% of Patients satisfied with the dentistry they have received	0	0	N/A	92.4%	92.4%	92.5%
% of Patients satisfied with the time they had to wait for an appointment	0	0	N/A	88.4%	86.3%	87.0%

* This is based on patients treated on this contract for their most recent course of treatment. Figures in italics indicate the base number of FP17s or Patient Questionnaire responses are less than 100. N/A is shown where the base number of responses is less than 10 during the period. % is calculated as Quantity/Base number*100

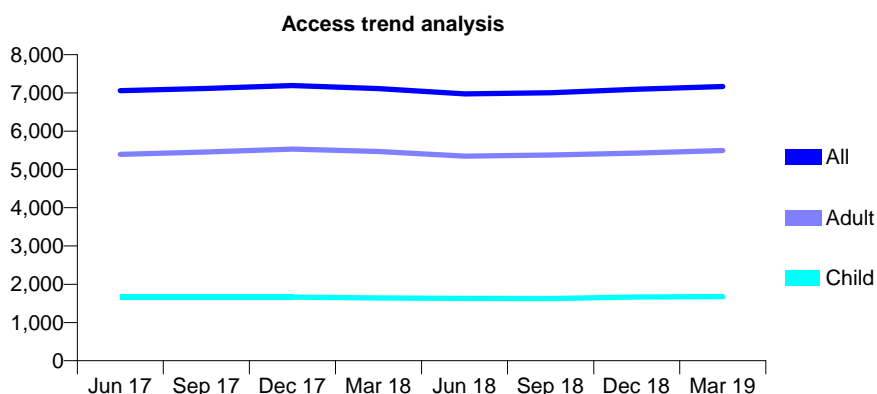
Q68 - Vital Signs At a Glance Contract Report for 166030/0001 - Year end March 2019

Name or company name	Cranleigh Practice Ltd
Contract type name	GDS Contract
Purpose of contract	General
Contract start date	01/04/2008
Contract end date	

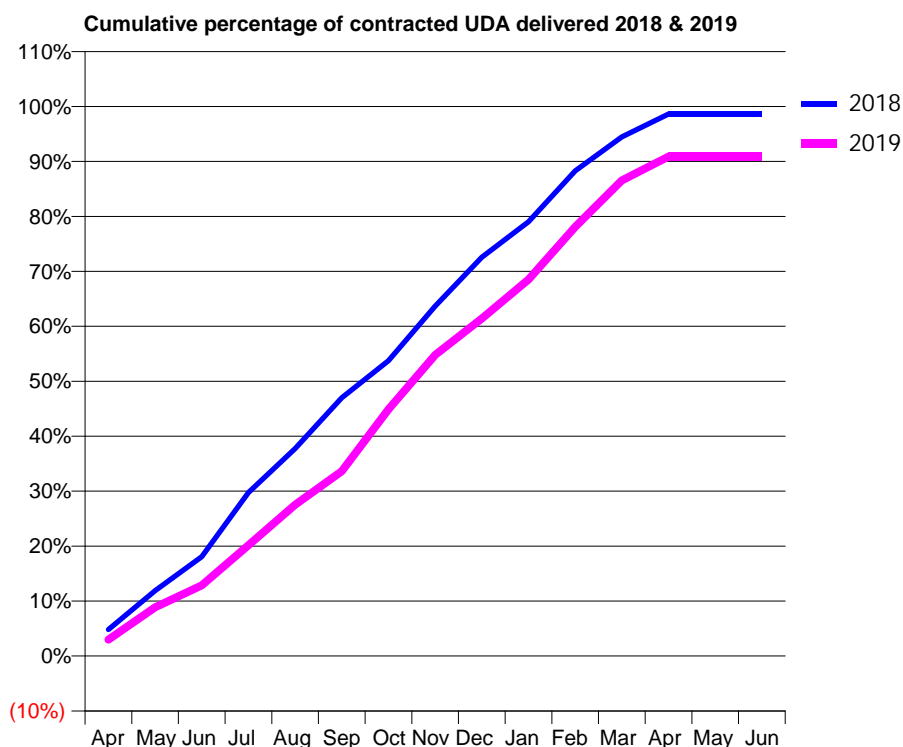
18/19 Contracted general activity (UDA)	18,581
Carry forward general activity (UDA)	129
18/19 Contracted orthodontic activity (UOA)	0
Carry forward orthodontic activity (UOA)	0
Baseline contract value	£501,512.81

ACCESS*

Patients seen in 24 months	Total	Change since previous quarter
Quarter ending March 2018	7,112	
Quarter ending June 2018	6,978	↓
Quarter ending September 2018	7,004	→
Quarter ending December 2018	7,095	→
Quarter ending March 2019	7,170	→
Variance since March 2018	0.8%	→



ACTIVITY



Month	Adjusted Scheduled Activity (UDA)	
	2018	2019
April	894	556
May	2,211	1,648
June	3,355	2,391
July	5,525	3,751
August	7,020	5,117
September	8,733	6,246
October	9,987	8,338
November	11,834	10,185
December	13,484	11,412
January	14,685	12,730
February	16,406	14,513
March	17,553	16,076
April	18,325	16,883
May	18,325	16,886
June	18,325	16,886

QUALITY

	Quantity	Base Number	Contract	AT	Region	England
% of FP17s for the same patient ID Re-attending within 3 months - Children	82	2,385	3.4%	9.6%	11.3%	11.8%
% of FP17s for the same patient ID Re-attending within 3 months - Adults	616	7,725	8.0%	15.2%	15.4%	15.7%
% of FP17s for the same patient ID Re-attending between 3 & 9 months - Children	1,488	2,385	62.4%	60.2%	61.3%	58.9%
% of FP17s for the same patient ID Re-attending between 3 & 9 months - Adults	4,922	7,725	63.7%	51.3%	52.1%	50.8%
% of FP17s for Band 1 Urgent Courses	442	9,676	4.6%	9.5%	9.5%	9.1%
% of FP17s Relating to Free Repair or Replacements	13	9,676	0.1%	0.5%	0.6%	0.8%
% of FP17s Relating to Continuations	121	9,676	1.3%	0.8%	0.8%	0.9%
% of Patients satisfied with the dentistry they have received	3	3	N/A	92.4%	92.4%	92.5%
% of Patients satisfied with the time they had to wait for an appointment	3	3	N/A	88.4%	86.3%	87.0%

* This is based on patients treated on this contract for their most recent course of treatment. Figures in italics indicate the base number of FP17s or Patient Questionnaire responses are less than 100. N/A is shown where the base number of responses is less than 10 during the period. % is calculated as Quantity/Base number*100

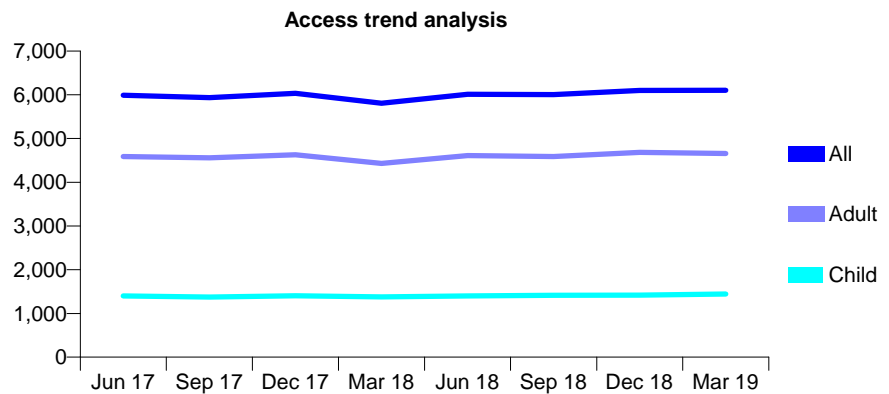
Q68 - Vital Signs At a Glance Contract Report for 166782/0001 - Year end March 2019

Name or company name	Alfa Dental Ltd
Contract type name	GDS Contract
Purpose of contract	General
Contract start date	01/08/2007
Contract end date	

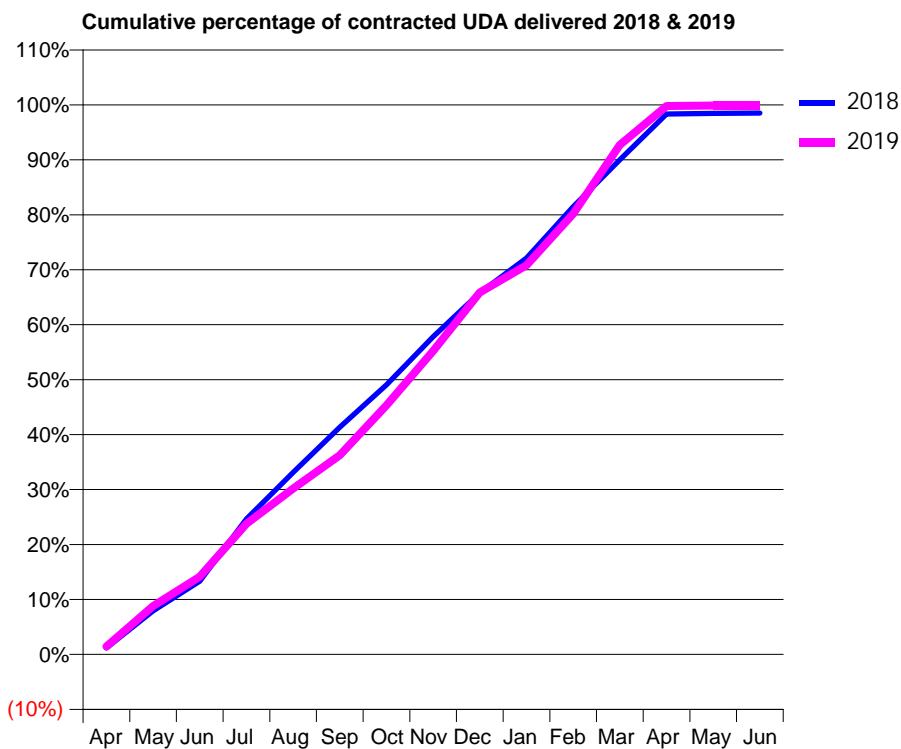
18/19 Contracted general activity (UDA)	20,646
Carry forward general activity (UDA)	306
18/19 Contracted orthodontic activity (UOA)	0
Carry forward orthodontic activity (UOA)	0
Baseline contract value	£648,836.45

ACCESS*

Patients seen in 24 months	Total	Change since previous quarter
Quarter ending March 2018	5,806	
Quarter ending June 2018	6,014	↑
Quarter ending September 2018	6,003	→
Quarter ending December 2018	6,100	→
Quarter ending March 2019	6,103	→
Variance since March 2018	5.1%	↑



ACTIVITY



Month	Adjusted Scheduled Activity (UDA)	
	2018	2019
April	241	298
May	1,639	1,822
June	2,751	2,919
July	5,095	4,908
August	6,839	6,233
September	8,534	7,483
October	10,126	9,358
November	11,936	11,407
December	13,587	13,597
January	14,891	14,619
February	16,820	16,555
March	18,580	19,141
April	20,301	20,604
May	20,321	20,617
June	20,339	20,619

QUALITY

	Quantity	Base Number	Contract	AT	Region	England
% of FP17s for the same patient ID Re-attending within 3 months - Children	151	1,972	7.7%	9.6%	11.3%	11.8%
% of FP17s for the same patient ID Re-attending within 3 months - Adults	766	5,772	13.3%	15.2%	15.4%	15.7%
% of FP17s for the same patient ID Re-attending between 3 & 9 months - Children	965	1,972	48.9%	60.2%	61.3%	58.9%
% of FP17s for the same patient ID Re-attending between 3 & 9 months - Adults	2,624	5,772	45.5%	51.3%	52.1%	50.8%
% of FP17s for Band 1 Urgent Courses	697	7,764	9.0%	9.5%	9.5%	9.1%
% of FP17s Relating to Free Repair or Replacements	34	7,764	0.4%	0.5%	0.6%	0.8%
% of FP17s Relating to Continuations	46	7,764	0.6%	0.8%	0.8%	0.9%
% of Patients satisfied with the dentistry they have received	5	5	N/A	92.4%	92.4%	92.5%
% of Patients satisfied with the time they had to wait for an appointment	5	5	N/A	88.4%	86.3%	87.0%

* This is based on patients treated on this contract for their most recent course of treatment. Figures in italics indicate the base number of FP17s or Patient Questionnaire responses are less than 100. N/A is shown where the base number of responses is less than 10 during the period. % is calculated as Quantity/Base number*100

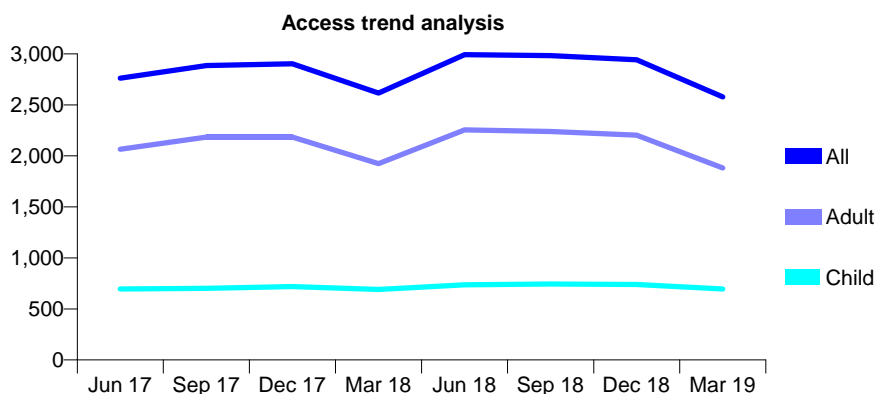
Q68 - Vital Signs At a Glance Contract Report for 166782/0002 - Year end March 2019

Name or company name	Alfa Dental Ltd
Contract type name	GDS Contract
Purpose of contract	General
Contract start date	01/08/2007
Contract end date	

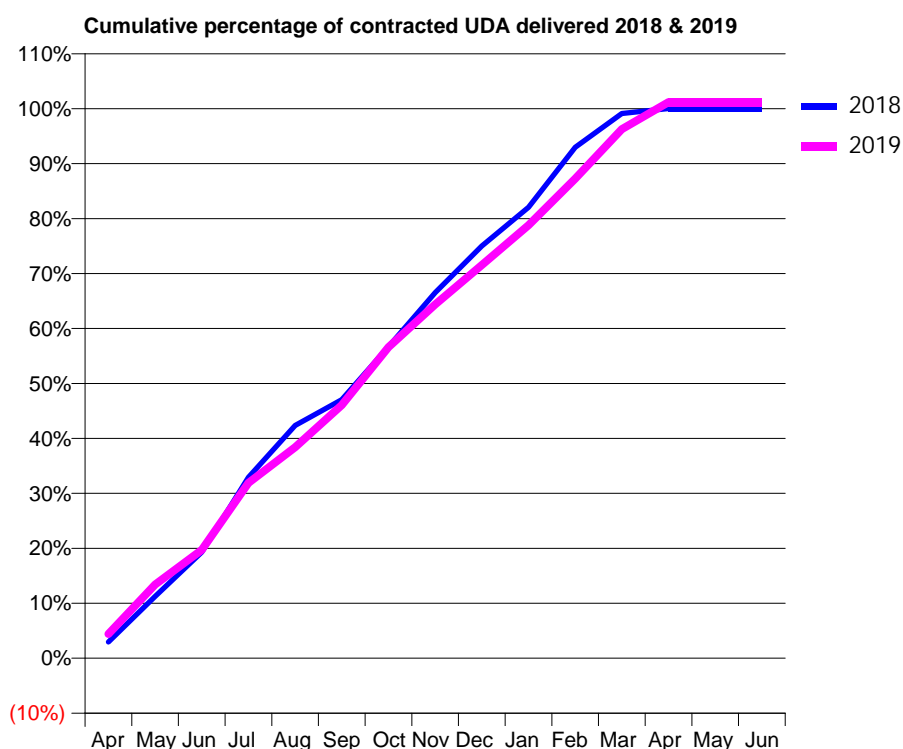
18/19 Contracted general activity (UDA)	9,694
Carry forward general activity (UDA)	0
18/19 Contracted orthodontic activity (UOA)	0
Carry forward orthodontic activity (UOA)	0
Baseline contract value	£427,276.50

ACCESS*

Patients seen in 24 months	Total	Change since previous quarter
Quarter ending March 2018	2,615	
Quarter ending June 2018	2,991	↑
Quarter ending September 2018	2,983	→
Quarter ending December 2018	2,942	↓
Quarter ending March 2019	2,578	↓
Variance since March 2018	(1.4%)	↓



ACTIVITY



Month	Adjusted Scheduled Activity (UDA)	
	2018	2019
April	286	426
May	1,092	1,299
June	1,870	1,910
July	3,190	3,092
August	4,107	3,722
September	4,560	4,466
October	5,494	5,487
November	6,449	6,239
December	7,270	6,936
January	7,954	7,637
February	9,013	8,460
March	9,607	9,332
April	9,695	9,809
May	9,696	9,808
June	9,696	9,809

QUALITY

	Quantity	Base Number	Contract	AT	Region	England
% of FP17s for the same patient ID Re-attending within 3 months - Children	90	1,037	8.7%	9.6%	11.3%	11.8%
% of FP17s for the same patient ID Re-attending within 3 months - Adults	332	2,599	12.8%	15.2%	15.4%	15.7%
% of FP17s for the same patient ID Re-attending between 3 & 9 months - Children	498	1,037	48.0%	60.2%	61.3%	58.9%
% of FP17s for the same patient ID Re-attending between 3 & 9 months - Adults	1,026	2,599	39.5%	51.3%	52.1%	50.8%
% of FP17s for Band 1 Urgent Courses	334	3,758	8.9%	9.5%	9.5%	9.1%
% of FP17s Relating to Free Repair or Replacements	4	3,758	0.1%	0.5%	0.6%	0.8%
% of FP17s Relating to Continuations	27	3,758	0.7%	0.8%	0.8%	0.9%
% of Patients satisfied with the dentistry they have received	0	0	N/A	92.4%	92.4%	92.5%
% of Patients satisfied with the time they had to wait for an appointment	0	0	N/A	88.4%	86.3%	87.0%

* This is based on patients treated on this contract for their most recent course of treatment.

Figures in italics indicate the base number of FP17s or Patient Questionnaire responses are less than 100. N/A is shown where the base number of responses is less than 10 during the period. % is calculated as Quantity/Base number*100

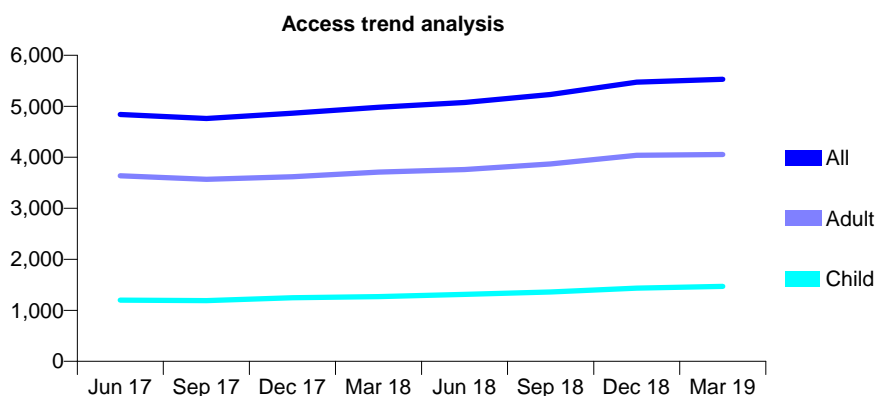
Q68 - Vital Signs At a Glance Contract Report for 166960/0001 - Year end March 2019

Name or company name	Dumbledore Dental Care Ltd
Contract type name	GDS Contract
Purpose of contract	General
Contract start date	01/04/2008
Contract end date	

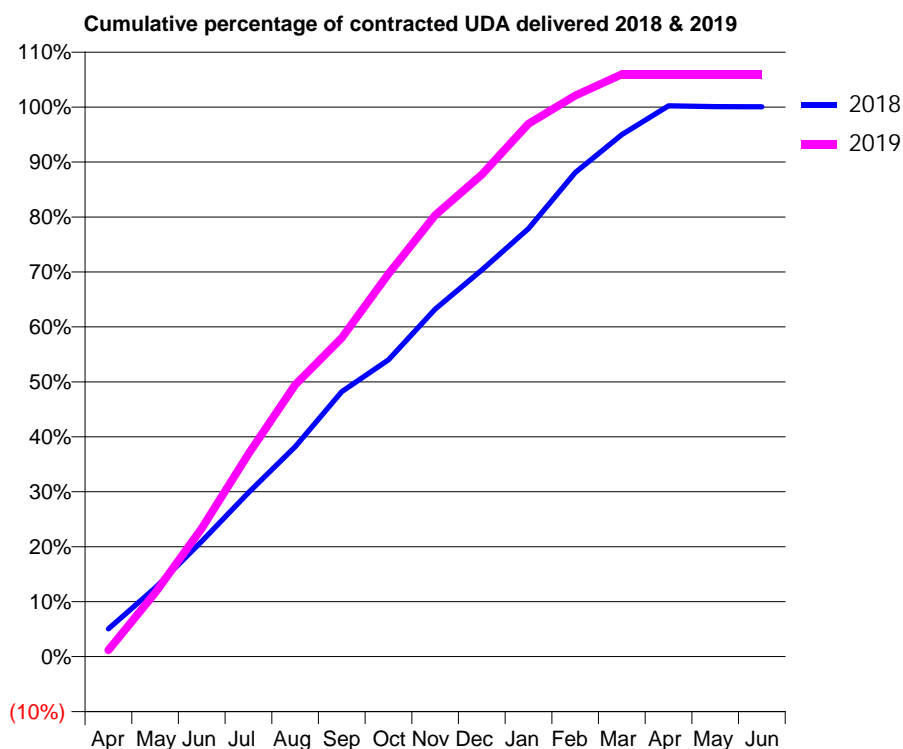
18/19 Contracted general activity (UDA)	13,000
Carry forward general activity (UDA)	265
18/19 Contracted orthodontic activity (UOA)	0
Carry forward orthodontic activity (UOA)	0
Baseline contract value	£348,247.67

ACCESS*

Patients seen in 24 months	Total	Change since previous quarter
Quarter ending March 2018	4,979	
Quarter ending June 2018	5,073	→
Quarter ending September 2018	5,231	↑
Quarter ending December 2018	5,474	↑
Quarter ending March 2019	5,527	→
Variance since March 2018	11.0%	↑



ACTIVITY



Month	Adjusted Scheduled Activity (UDA)	
	2018	2019
April	607	152
May	1,502	1,510
June	2,516	3,036
July	3,580	4,795
August	4,585	6,432
September	5,783	7,539
October	6,480	9,057
November	7,588	10,445
December	8,441	11,398
January	9,345	12,604
February	10,569	13,270
March	11,398	13,775
April	12,025	13,775
May	12,009	13,775
June	12,006	13,775

QUALITY

	Quantity	Base Number	Contract	AT	Region	England
% of FP17s for the same patient ID Re-attending within 3 months - Children	86	2,310	3.7%	9.6%	11.3%	11.8%
% of FP17s for the same patient ID Re-attending within 3 months - Adults	505	5,159	9.8%	15.2%	15.4%	15.7%
% of FP17s for the same patient ID Re-attending between 3 & 9 months - Children	1,416	2,310	61.3%	60.2%	61.3%	58.9%
% of FP17s for the same patient ID Re-attending between 3 & 9 months - Adults	2,700	5,159	52.3%	51.3%	52.1%	50.8%
% of FP17s for Band 1 Urgent Courses	554	7,148	7.8%	9.5%	9.5%	9.1%
% of FP17s Relating to Free Repair or Replacements	0	7,148	0.0%	0.5%	0.6%	0.8%
% of FP17s Relating to Continuations	12	7,148	0.2%	0.8%	0.8%	0.9%
% of Patients satisfied with the dentistry they have received	16	16	100.0%	92.4%	92.4%	92.5%
% of Patients satisfied with the time they had to wait for an appointment	15	16	93.8%	88.4%	86.3%	87.0%

* This is based on patients treated on this contract for their most recent course of treatment. Figures in italics indicate the base number of FP17s or Patient Questionnaire responses are less than 100. N/A is shown where the base number of responses is less than 10 during the period. % is calculated as Quantity/Base number*100

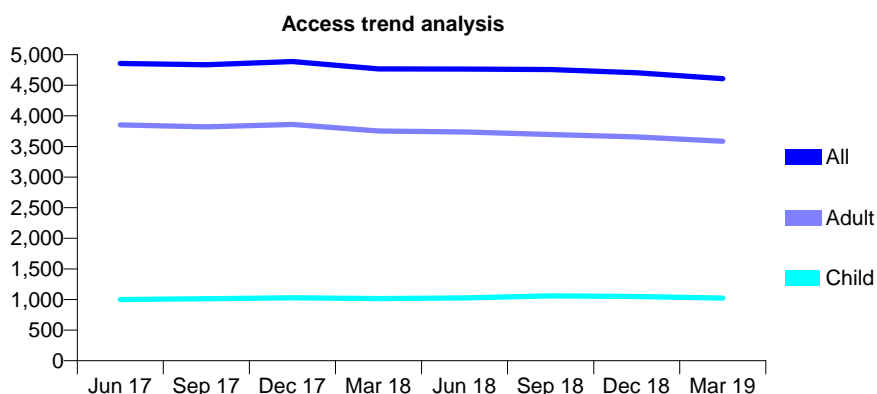
Q68 - Vital Signs At a Glance Contract Report for 167525/0001 - Year end March 2019

Name or company name	Brunswick Practice Ltd
Contract type name	GDS Contract
Purpose of contract	General
Contract start date	01/08/2007
Contract end date	

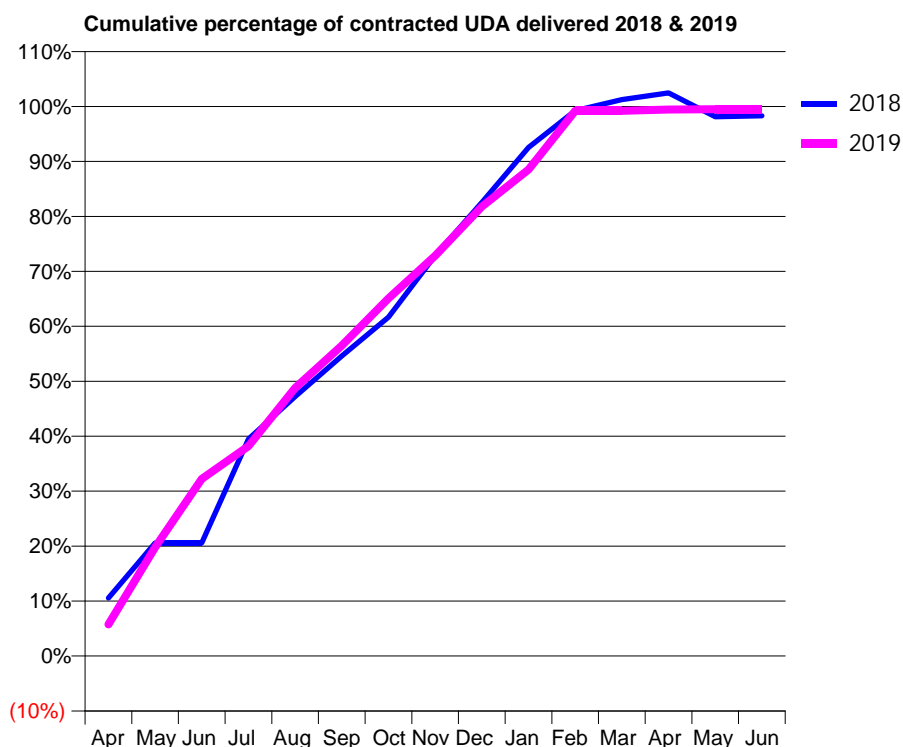
18/19 Contracted general activity (UDA)	14,742
Carry forward general activity (UDA)	250
18/19 Contracted orthodontic activity (UOA)	0
Carry forward orthodontic activity (UOA)	0
Baseline contract value	£480,301.06

ACCESS*

Patients seen in 24 months	Total	Change since previous quarter
Quarter ending March 2018	4,768	
Quarter ending June 2018	4,766	→
Quarter ending September 2018	4,756	→
Quarter ending December 2018	4,705	↓
Quarter ending March 2019	4,609	↓
Variance since March 2018	(3.3%)	↓



ACTIVITY



Month	Adjusted Scheduled Activity (UDA)	
	2018	2019
April	1,558	850
May	3,035	2,916
June	3,035	4,750
July	5,819	5,629
August	6,963	7,192
September	8,047	8,327
October	9,092	9,592
November	10,744	10,742
December	12,163	12,055
January	13,642	13,049
February	14,630	14,624
March	14,923	14,624
April	15,105	14,657
May	14,465	14,670
June	14,492	14,670

QUALITY

	Quantity	Base Number	Contract	AT	Region	England
% of FP17s for the same patient ID Re-attending within 3 months - Children	109	1,237	8.8%	9.6%	11.3%	11.8%
% of FP17s for the same patient ID Re-attending within 3 months - Adults	629	3,905	16.1%	15.2%	15.4%	15.7%
% of FP17s for the same patient ID Re-attending between 3 & 9 months - Children	450	1,237	36.4%	60.2%	61.3%	58.9%
% of FP17s for the same patient ID Re-attending between 3 & 9 months - Adults	1,282	3,905	32.8%	51.3%	52.1%	50.8%
% of FP17s for Band 1 Urgent Courses	655	5,320	12.3%	9.5%	9.5%	9.1%
% of FP17s Relating to Free Repair or Replacements	26	5,320	0.5%	0.5%	0.6%	0.8%
% of FP17s Relating to Continuations	5	5,320	0.1%	0.8%	0.8%	0.9%
% of Patients satisfied with the dentistry they have received	0	0	N/A	92.4%	92.4%	92.5%
% of Patients satisfied with the time they had to wait for an appointment	0	0	N/A	88.4%	86.3%	87.0%

* This is based on patients treated on this contract for their most recent course of treatment.

Figures in italics indicate the base number of FP17s or Patient Questionnaire responses are less than 100. N/A is shown where the base number of responses is less than 10 during the period. % is calculated as Quantity/Base number*100

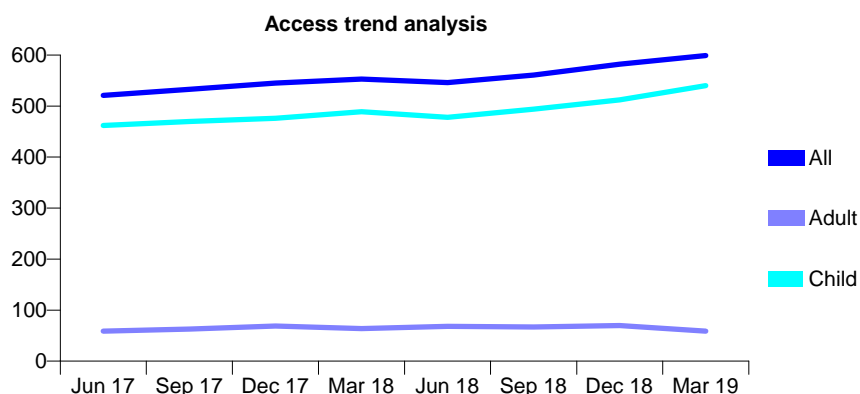
Q68 - Vital Signs At a Glance Contract Report for 167835/0001 - Year end March 2019

Name or company name	MDS Dental Care
Contract type name	GDS Contract
Purpose of contract	General
Contract start date	01/09/2009
Contract end date	

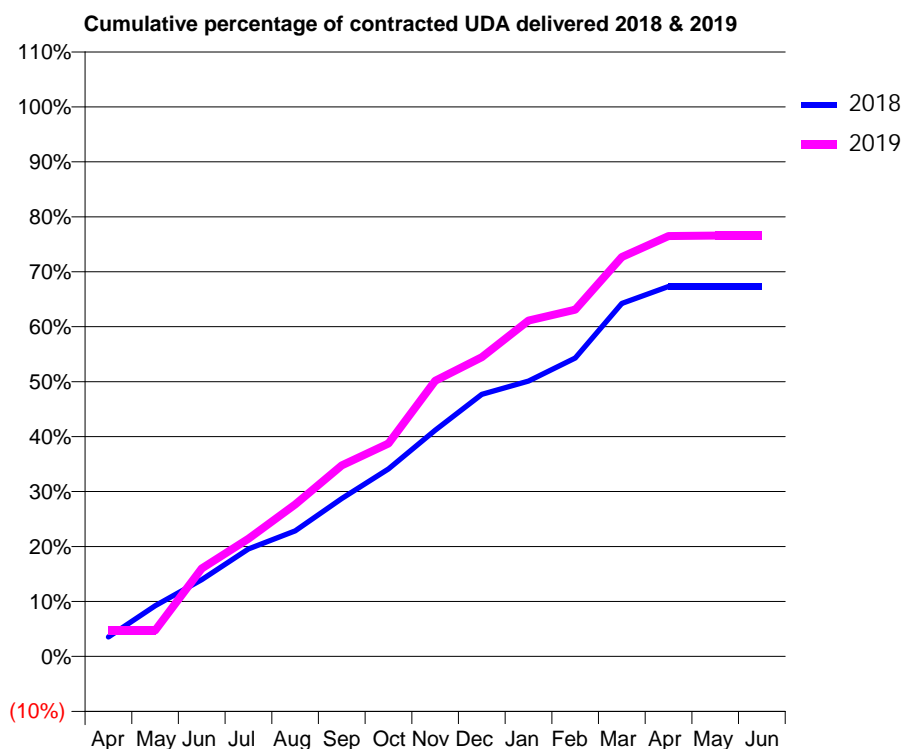
18/19 Contracted general activity (UDA)	1,460
Carry forward general activity (UDA)	0
18/19 Contracted orthodontic activity (UOA)	0
Carry forward orthodontic activity (UOA)	0
Baseline contract value	£51,622.05

ACCESS*

Patients seen in 24 months	Total	Change since previous quarter
Quarter ending March 2018	553	
Quarter ending June 2018	546	↓
Quarter ending September 2018	561	↑
Quarter ending December 2018	582	↑
Quarter ending March 2019	599	↑
Variance since March 2018	8.3%	↑



ACTIVITY



Month	2018	2019
April	51	69
May	134	69
June	204	234
July	286	313
August	334	404
September	419	508
October	498	566
November	601	732
December	696	795
January	731	892
February	793	921
March	938	1,061
April	983	1,117
May	983	1,118
June	983	1,118

QUALITY

	Quantity	Base Number	Contract	AT	Region	England
% of FP17s for the same patient ID Re-attending within 3 months - Children	52	769	6.8%	9.6%	11.3%	11.8%
% of FP17s for the same patient ID Re-attending within 3 months - Adults	0	1	0.0%	15.2%	15.4%	15.7%
% of FP17s for the same patient ID Re-attending between 3 & 9 months - Children	425	769	55.3%	60.2%	61.3%	58.9%
% of FP17s for the same patient ID Re-attending between 3 & 9 months - Adults	0	1	0.0%	51.3%	52.1%	50.8%
% of FP17s for Band 1 Urgent Courses	25	774	3.2%	9.5%	9.5%	9.1%
% of FP17s Relating to Free Repair or Replacements	0	774	0.0%	0.5%	0.6%	0.8%
% of FP17s Relating to Continuations	4	774	0.5%	0.8%	0.8%	0.9%
% of Patients satisfied with the dentistry they have received	1	1	N/A	92.4%	92.4%	92.5%
% of Patients satisfied with the time they had to wait for an appointment	1	1	N/A	88.4%	86.3%	87.0%

* This is based on patients treated on this contract for their most recent course of treatment. Figures in italics indicate the base number of FP17s or Patient Questionnaire responses are less than 100. N/A is shown where the base number of responses is less than 10 during the period. % is calculated as Quantity/Base number*100

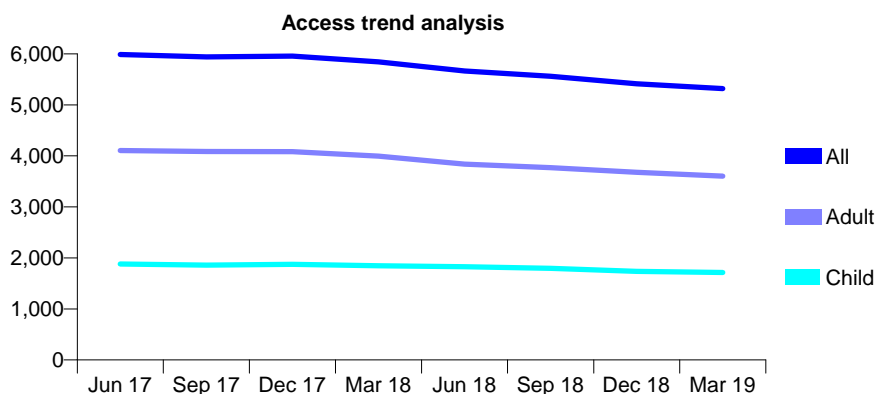
Q68 - Vital Signs At a Glance Contract Report for 168319/0001 - Year end March 2019

Name or company name	Tooth Smart
Contract type name	GDS Contract
Purpose of contract	General
Contract start date	01/04/2013
Contract end date	

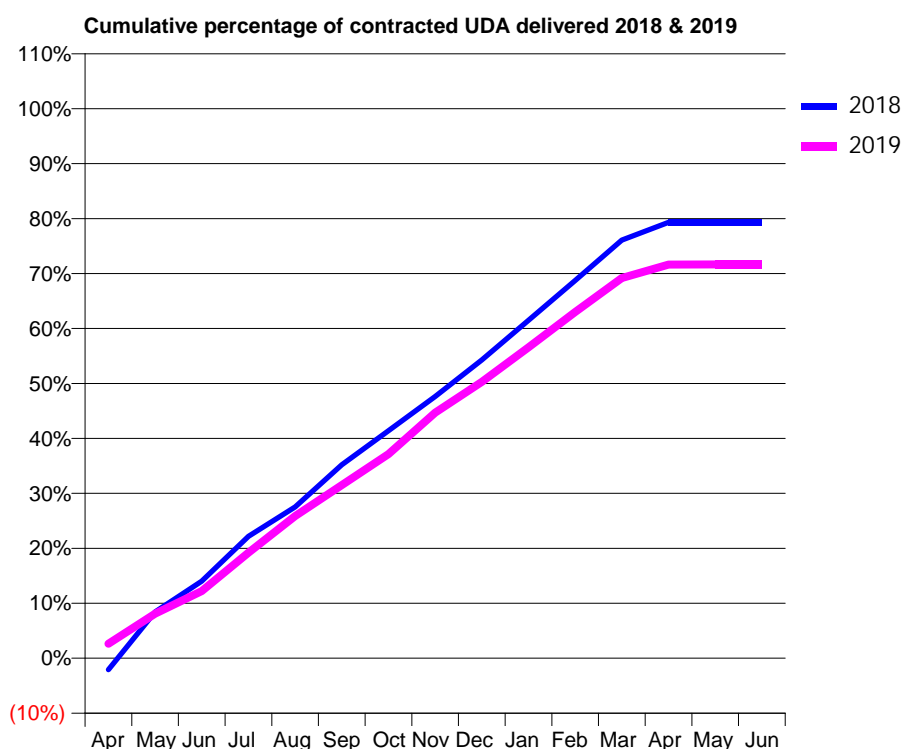
18/19 Contracted general activity (UDA)	18,083
Carry forward general activity (UDA)	0
18/19 Contracted orthodontic activity (UOA)	0
Carry forward orthodontic activity (UOA)	0
Baseline contract value	£477,071.20

ACCESS*

Patients seen in 24 months	Total	Change since previous quarter
Quarter ending March 2018	5,841	
Quarter ending June 2018	5,665	↓
Quarter ending September 2018	5,563	↓
Quarter ending December 2018	5,414	↓
Quarter ending March 2019	5,318	↓
Variance since March 2018	(9.0%)	↓



ACTIVITY



Month	2018	2019
April	-379	475
May	1,525	1,469
June	2,538	2,208
July	4,007	3,471
August	4,979	4,682
September	6,363	5,692
October	7,487	6,715
November	8,612	8,083
December	9,816	9,095
January	11,122	10,230
February	12,429	11,394
March	13,761	12,507
April	14,341	12,953
May	14,341	12,957
June	14,341	12,957

QUALITY

	Quantity	Base Number	Contract	AT	Region	England
% of FP17s for the same patient ID Re-attending within 3 months - Children	93	2,018	4.6%	9.6%	11.3%	11.8%
% of FP17s for the same patient ID Re-attending within 3 months - Adults	616	4,291	14.4%	15.2%	15.4%	15.7%
% of FP17s for the same patient ID Re-attending between 3 & 9 months - Children	839	2,018	41.6%	60.2%	61.3%	58.9%
% of FP17s for the same patient ID Re-attending between 3 & 9 months - Adults	1,903	4,291	44.3%	51.3%	52.1%	50.8%
% of FP17s for Band 1 Urgent Courses	745	6,209	12.0%	9.5%	9.5%	9.1%
% of FP17s Relating to Free Repair or Replacements	16	6,209	0.3%	0.5%	0.6%	0.8%
% of FP17s Relating to Continuations	46	6,209	0.7%	0.8%	0.8%	0.9%
% of Patients satisfied with the dentistry they have received	0	0	N/A	92.4%	92.4%	92.5%
% of Patients satisfied with the time they had to wait for an appointment	0	0	N/A	88.4%	86.3%	87.0%

* This is based on patients treated on this contract for their most recent course of treatment.

Figures in italics indicate the base number of FP17s or Patient Questionnaire responses are less than 100. N/A is shown where the base number of responses is less than 10 during the period. % is calculated as Quantity/Base number*100

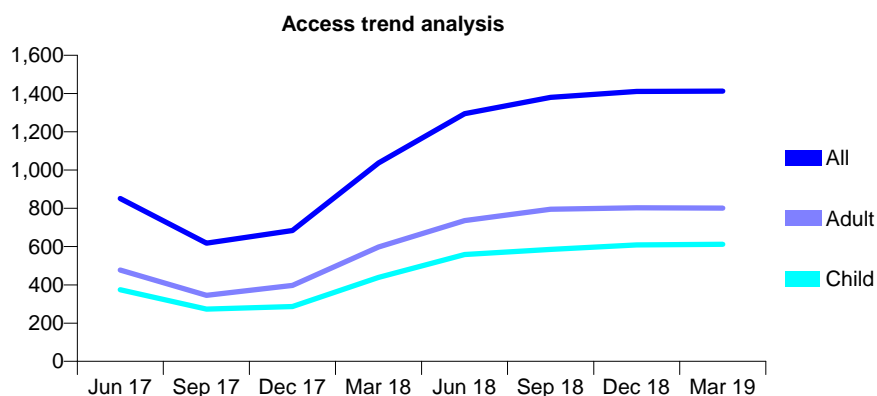
Q68 - Vital Signs At a Glance Contract Report for 168858/0001 - Year end March 2019

Name or company name	Ms A Jawahar
Contract type name	GDS Contract
Purpose of contract	General
Contract start date	01/08/2015
Contract end date	

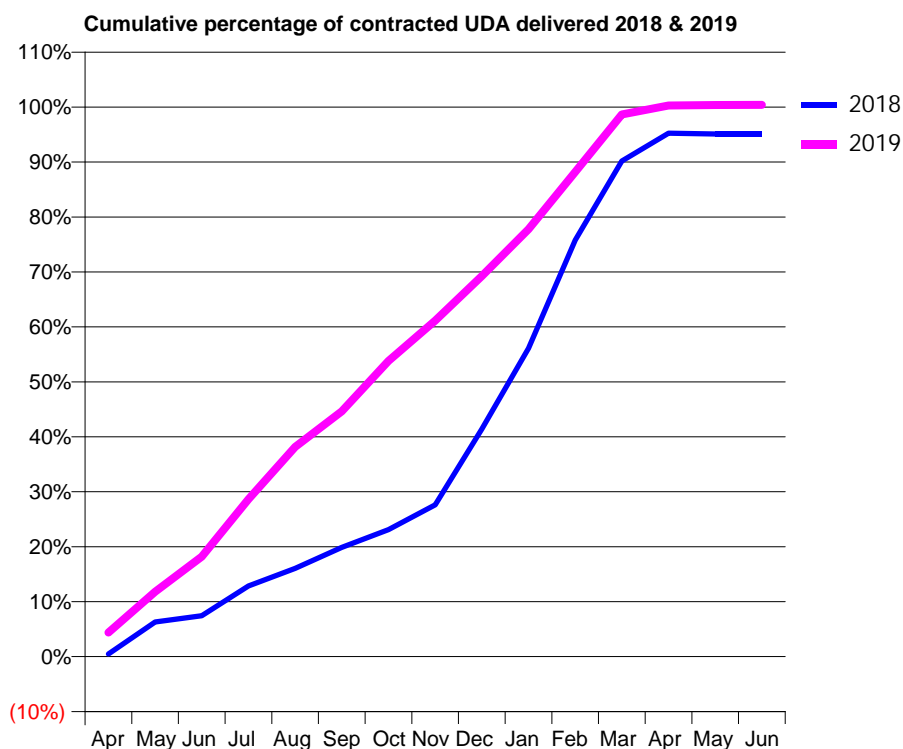
18/19 Contracted general activity (UDA)	4,410
Carry forward general activity (UDA)	0
18/19 Contracted orthodontic activity (UOA)	0
Carry forward orthodontic activity (UOA)	0
Baseline contract value	£100,415.28

ACCESS*

Patients seen in 24 months	Total	Change since previous quarter
Quarter ending March 2018	1,037	
Quarter ending June 2018	1,295	↑
Quarter ending September 2018	1,380	↑
Quarter ending December 2018	1,411	↑
Quarter ending March 2019	1,413	→
Variance since March 2018	36.3%	↑



ACTIVITY



Month	Adjusted Scheduled Activity (UDA)	
	2018	2019
April	11	193
May	139	520
June	165	802
July	285	1,264
August	355	1,683
September	440	1,968
October	511	2,373
November	611	2,696
December	915	3,053
January	1,240	3,430
February	1,675	3,890
March	1,993	4,351
April	2,105	4,422
May	2,102	4,427
June	2,102	4,428

QUALITY

	Quantity	Base Number	Contract	AT	Region	England
% of FP17s for the same patient ID Re-attending within 3 months - Children	75	1,062	7.1%	9.6%	11.3%	11.8%
% of FP17s for the same patient ID Re-attending within 3 months - Adults	255	1,446	17.6%	15.2%	15.4%	15.7%
% of FP17s for the same patient ID Re-attending between 3 & 9 months - Children	604	1,062	56.9%	60.2%	61.3%	58.9%
% of FP17s for the same patient ID Re-attending between 3 & 9 months - Adults	792	1,446	54.8%	51.3%	52.1%	50.8%
% of FP17s for Band 1 Urgent Courses	175	2,490	7.0%	9.5%	9.5%	9.1%
% of FP17s Relating to Free Repair or Replacements	8	2,490	0.3%	0.5%	0.6%	0.8%
% of FP17s Relating to Continuations	8	2,490	0.3%	0.8%	0.8%	0.9%
% of Patients satisfied with the dentistry they have received	0	1	N/A	92.4%	92.4%	92.5%
% of Patients satisfied with the time they had to wait for an appointment	0	1	N/A	88.4%	86.3%	87.0%

* This is based on patients treated on this contract for their most recent course of treatment. Figures in italics indicate the base number of FP17s or Patient Questionnaire responses are less than 100. N/A is shown where the base number of responses is less than 10 during the period. % is calculated as Quantity/Base number*100

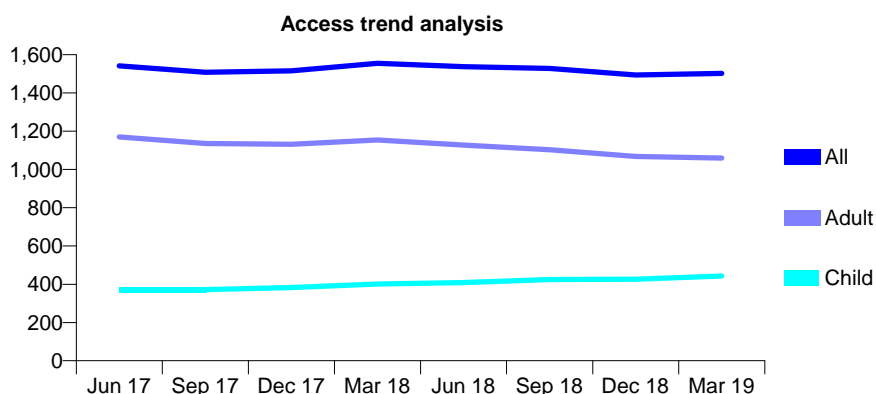
Q68 - Vital Signs At a Glance Contract Report for 169927/0002 - Year end March 2019

Name or company name	Kings Dental Care
Contract type name	GDS Contract
Purpose of contract	General
Contract start date	01/04/2015
Contract end date	

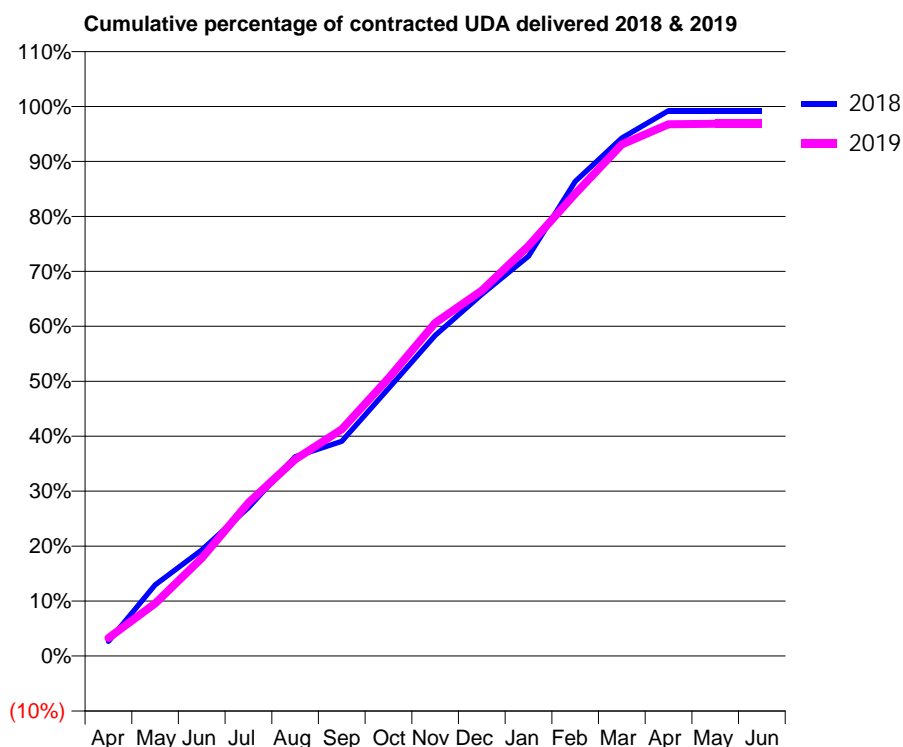
18/19 Contracted general activity (UDA)	4,840
Carry forward general activity (UDA)	36
18/19 Contracted orthodontic activity (UOA)	0
Carry forward orthodontic activity (UOA)	0
Baseline contract value	£120,890.93

ACCESS*

Patients seen in 24 months	Total	Change since previous quarter
Quarter ending March 2018	1,555	
Quarter ending June 2018	1,537	↓
Quarter ending September 2018	1,528	→
Quarter ending December 2018	1,494	↓
Quarter ending March 2019	1,502	→
Variance since March 2018	(3.4%)	↓



ACTIVITY



Month	Adjusted Scheduled Activity (UDA)	
	2018	2019
April	129	159
May	627	463
June	935	862
July	1,308	1,350
August	1,756	1,732
September	1,892	1,996
October	2,355	2,446
November	2,824	2,934
December	3,184	3,219
January	3,522	3,613
February	4,179	4,072
March	4,561	4,504
April	4,803	4,683
May	4,803	4,686
June	4,803	4,686

QUALITY

	Quantity	Base Number	Contract	AT	Region	England
% of FP17s for the same patient ID Re-attending within 3 months - Children	32	632	5.1%	9.6%	11.3%	11.8%
% of FP17s for the same patient ID Re-attending within 3 months - Adults	204	1,591	12.8%	15.2%	15.4%	15.7%
% of FP17s for the same patient ID Re-attending between 3 & 9 months - Children	336	632	53.2%	60.2%	61.3%	58.9%
% of FP17s for the same patient ID Re-attending between 3 & 9 months - Adults	943	1,591	59.3%	51.3%	52.1%	50.8%
% of FP17s for Band 1 Urgent Courses	182	2,222	8.2%	9.5%	9.5%	9.1%
% of FP17s Relating to Free Repair or Replacements	6	2,222	0.3%	0.5%	0.6%	0.8%
% of FP17s Relating to Continuations	23	2,222	1.0%	0.8%	0.8%	0.9%
% of Patients satisfied with the dentistry they have received	7	7	N/A	92.4%	92.4%	92.5%
% of Patients satisfied with the time they had to wait for an appointment	7	7	N/A	88.4%	86.3%	87.0%

* This is based on patients treated on this contract for their most recent course of treatment. Figures in italics indicate the base number of FP17s or Patient Questionnaire responses are less than 100. N/A is shown where the base number of responses is less than 10 during the period. % is calculated as Quantity/Base number*100

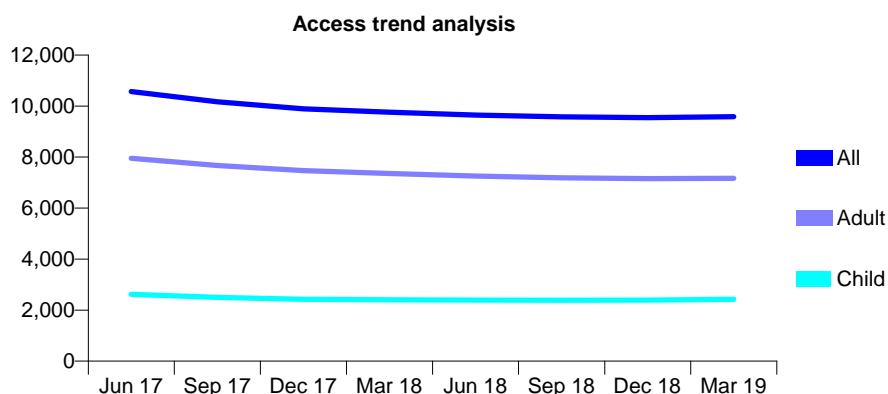
Q68 - Vital Signs At a Glance Contract Report for 170534/0002 - Year end March 2019

Name or company name	MR P MARSDEN
Contract type name	GDS Contract
Purpose of contract	General
Contract start date	02/03/2015
Contract end date	

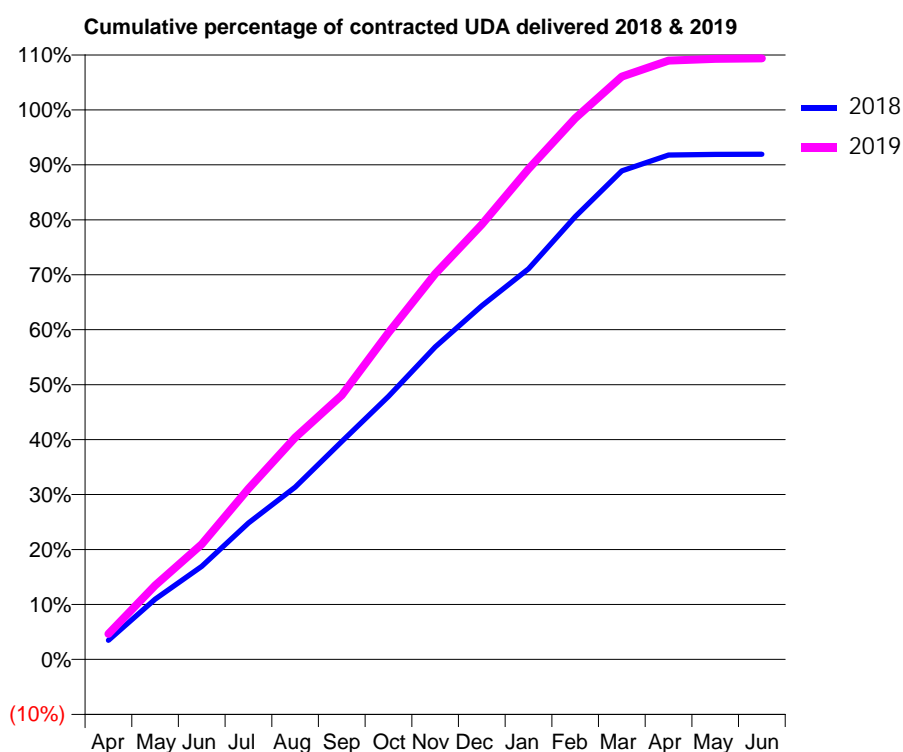
18/19 Contracted general activity (UDA)	26,000
Carry forward general activity (UDA)	0
18/19 Contracted orthodontic activity (UOA)	0
Carry forward orthodontic activity (UOA)	0
Baseline contract value	£720,224.20

ACCESS*

Patients seen in 24 months	Total	Change since previous quarter
Quarter ending March 2018	9,760	
Quarter ending June 2018	9,650	↓
Quarter ending September 2018	9,576	→
Quarter ending December 2018	9,544	→
Quarter ending March 2019	9,589	→
Variance since March 2018	(1.8%)	↓



ACTIVITY



Month	Adjusted Scheduled Activity (UDA)	
	2018	2019
April	938	1,207
May	2,955	3,508
June	4,559	5,448
July	6,679	8,073
August	8,429	10,493
September	10,668	12,494
October	12,871	15,462
November	15,295	18,241
December	17,303	20,575
January	19,112	23,206
February	21,665	25,608
March	23,908	27,575
April	24,679	28,324
May	24,711	28,417
June	24,720	28,433

QUALITY

	Quantity	Base Number	Contract	AT	Region	England
% of FP17s for the same patient ID Re-attending within 3 months - Children	254	3,333	7.6%	9.6%	11.3%	11.8%
% of FP17s for the same patient ID Re-attending within 3 months - Adults	1,957	10,533	18.6%	15.2%	15.4%	15.7%
% of FP17s for the same patient ID Re-attending between 3 & 9 months - Children	1,805	3,333	54.2%	60.2%	61.3%	58.9%
% of FP17s for the same patient ID Re-attending between 3 & 9 months - Adults	5,356	10,533	50.8%	51.3%	52.1%	50.8%
% of FP17s for Band 1 Urgent Courses	1,321	13,007	10.2%	9.5%	9.5%	9.1%
% of FP17s Relating to Free Repair or Replacements	105	13,007	0.8%	0.5%	0.6%	0.8%
% of FP17s Relating to Continuations	262	13,007	2.0%	0.8%	0.8%	0.9%
% of Patients satisfied with the dentistry they have received	6	6	N/A	92.4%	92.4%	92.5%
% of Patients satisfied with the time they had to wait for an appointment	5	6	N/A	88.4%	86.3%	87.0%

* This is based on patients treated on this contract for their most recent course of treatment. Figures in italics indicate the base number of FP17s or Patient Questionnaire responses are less than 100. N/A is shown where the base number of responses is less than 10 during the period. % is calculated as Quantity/Base number*100

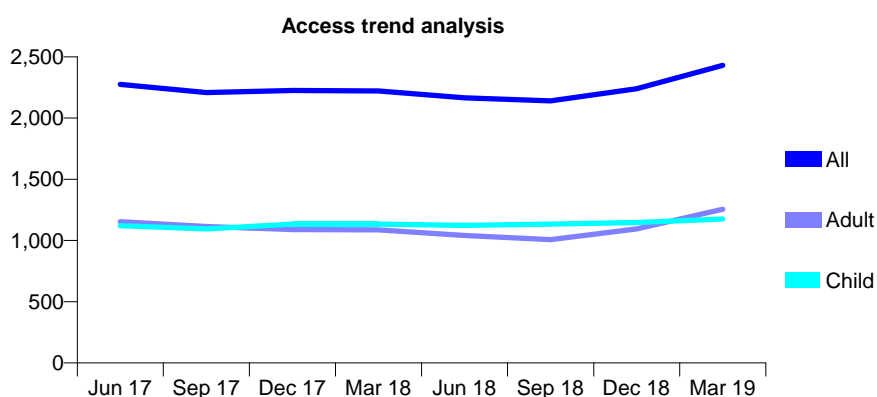
Q68 - Vital Signs At a Glance Contract Report for 171107/0001 - Year end March 2019

Name or company name	Mr Sachin Anand & Miss Shalini Anand
Contract type name	GDS Contract
Purpose of contract	General
Contract start date	02/03/2009
Contract end date	

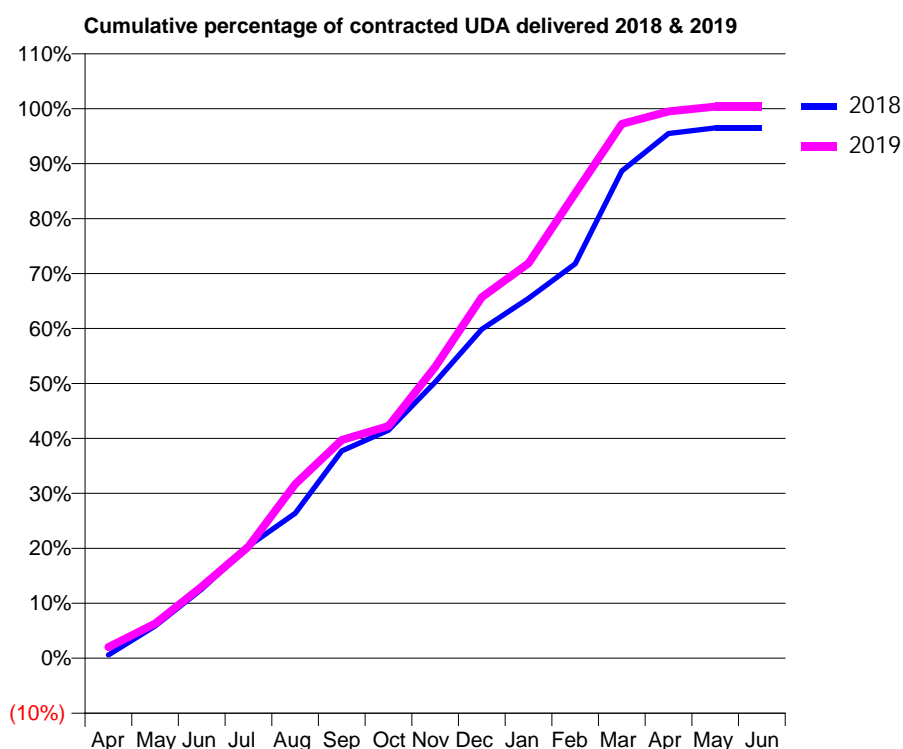
18/19 Contracted general activity (UDA)	5,855
Carry forward general activity (UDA)	204
18/19 Contracted orthodontic activity (UOA)	0
Carry forward orthodontic activity (UOA)	0
Baseline contract value	£133,825.97

ACCESS*

Patients seen in 24 months	Total	Change since previous quarter
Quarter ending March 2018	2,222	
Quarter ending June 2018	2,165	↓
Quarter ending September 2018	2,141	↓
Quarter ending December 2018	2,240	↑
Quarter ending March 2019	2,431	↑
Variance since March 2018	9.4%	↑



ACTIVITY



Month	2018	2019
April	35	118
May	344	371
June	736	764
July	1,194	1,189
August	1,543	1,854
September	2,209	2,325
October	2,429	2,473
November	2,941	3,103
December	3,504	3,846
January	3,834	4,207
February	4,202	4,953
March	5,191	5,693
April	5,590	5,824
May	5,650	5,877
June	5,650	5,875

QUALITY

	Quantity	Base Number	Contract	AT	Region	England
% of FP17s for the same patient ID Re-attending within 3 months - Children	152	1,785	8.5%	9.6%	11.3%	11.8%
% of FP17s for the same patient ID Re-attending within 3 months - Adults	198	1,744	11.4%	15.2%	15.4%	15.7%
% of FP17s for the same patient ID Re-attending between 3 & 9 months - Children	1,105	1,785	61.9%	60.2%	61.3%	58.9%
% of FP17s for the same patient ID Re-attending between 3 & 9 months - Adults	884	1,744	50.7%	51.3%	52.1%	50.8%
% of FP17s for Band 1 Urgent Courses	249	3,489	7.1%	9.5%	9.5%	9.1%
% of FP17s Relating to Free Repair or Replacements	80	3,489	2.3%	0.5%	0.6%	0.8%
% of FP17s Relating to Continuations	14	3,489	0.4%	0.8%	0.8%	0.9%
% of Patients satisfied with the dentistry they have received	0	0	N/A	92.4%	92.4%	92.5%
% of Patients satisfied with the time they had to wait for an appointment	0	0	N/A	88.4%	86.3%	87.0%

* This is based on patients treated on this contract for their most recent course of treatment.

Figures in italics indicate the base number of FP17s or Patient Questionnaire responses are less than 100. N/A is shown where the base number of responses is less than 10 during the period. % is calculated as Quantity/Base number*100

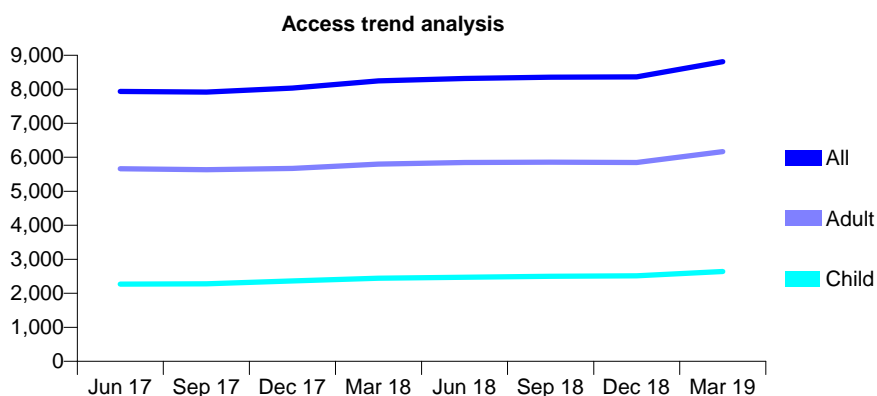
Q68 - Vital Signs At a Glance Contract Report for 171107/0002 - Year end March 2019

Name or company name	Mr Sachin Anand & Miss Shalini Anand
Contract type name	GDS Contract
Purpose of contract	General
Contract start date	01/12/2012
Contract end date	

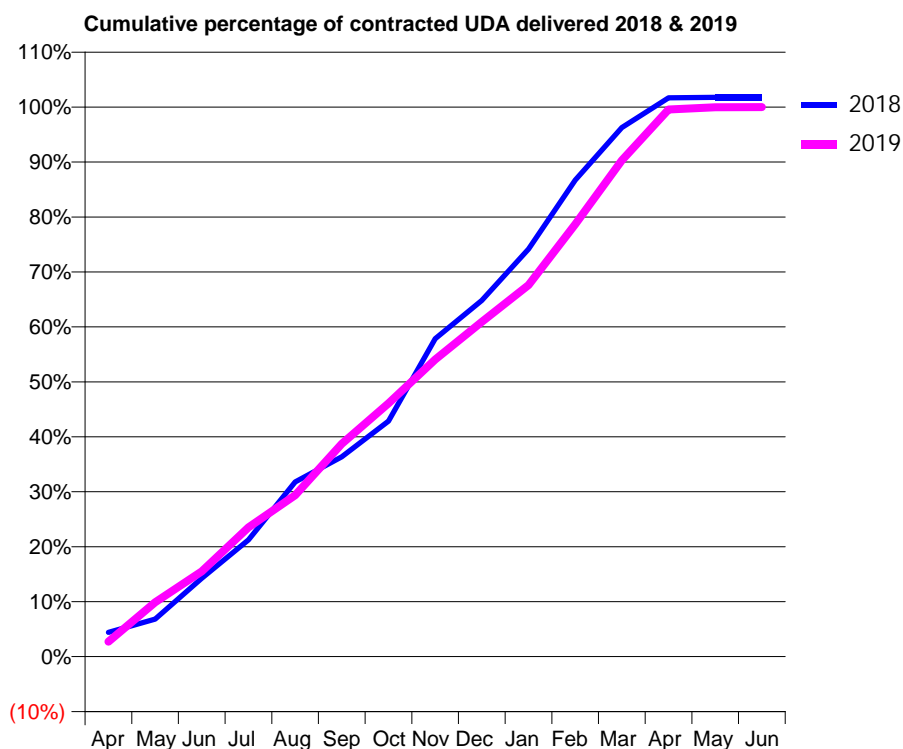
18/19 Contracted general activity (UDA)	21,000
Carry forward general activity (UDA)	0
18/19 Contracted orthodontic activity (UOA)	0
Carry forward orthodontic activity (UOA)	0
Baseline contract value	£579,254.16

ACCESS*

Patients seen in 24 months	Total	Change since previous quarter
Quarter ending March 2018	8,245	
Quarter ending June 2018	8,319	→
Quarter ending September 2018	8,354	→
Quarter ending December 2018	8,362	→
Quarter ending March 2019	8,808	↑
Variance since March 2018	6.8%	↑



ACTIVITY



Month	Adjusted Scheduled Activity (UDA)	
	2018	2019
April	946	571
May	1,467	2,076
June	3,064	3,258
July	4,569	4,939
August	6,840	6,169
September	7,818	8,131
October	9,213	9,679
November	12,438	11,353
December	13,932	12,786
January	15,942	14,193
February	18,645	16,525
March	20,692	18,958
April	21,859	20,906
May	21,878	20,993
June	21,878	20,997

QUALITY

	Quantity	Base Number	Contract	AT	Region	England
% of FP17s for the same patient ID Re-attending within 3 months - Children	252	4,318	5.8%	9.6%	11.3%	11.8%
% of FP17s for the same patient ID Re-attending within 3 months - Adults	950	8,214	11.6%	15.2%	15.4%	15.7%
% of FP17s for the same patient ID Re-attending between 3 & 9 months - Children	3,006	4,318	69.6%	60.2%	61.3%	58.9%
% of FP17s for the same patient ID Re-attending between 3 & 9 months - Adults	4,017	8,214	48.9%	51.3%	52.1%	50.8%
% of FP17s for Band 1 Urgent Courses	594	11,708	5.1%	9.5%	9.5%	9.1%
% of FP17s Relating to Free Repair or Replacements	106	11,708	0.9%	0.5%	0.6%	0.8%
% of FP17s Relating to Continuations	43	11,708	0.4%	0.8%	0.8%	0.9%
% of Patients satisfied with the dentistry they have received	3	3	N/A	92.4%	92.4%	92.5%
% of Patients satisfied with the time they had to wait for an appointment	3	3	N/A	88.4%	86.3%	87.0%

* This is based on patients treated on this contract for their most recent course of treatment. Figures in italics indicate the base number of FP17s or Patient Questionnaire responses are less than 100. N/A is shown where the base number of responses is less than 10 during the period. % is calculated as Quantity/Base number*100

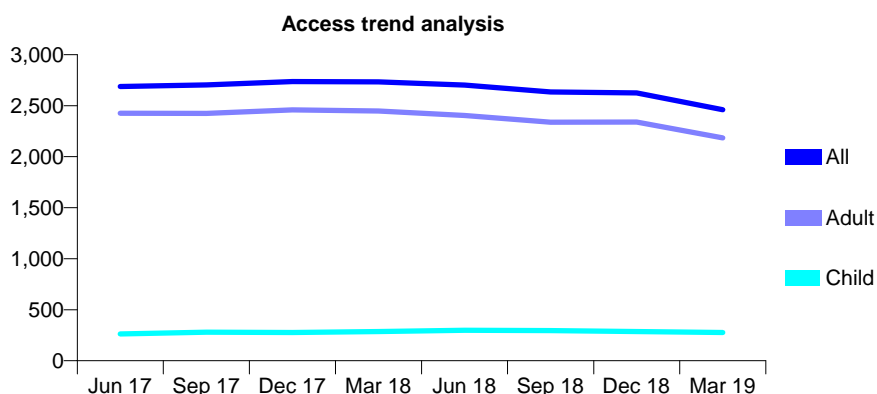
Q68 - Vital Signs At a Glance Contract Report for 171719/0001 - Year end March 2019

Name or company name	Mr A Elamin
Contract type name	GDS Contract
Purpose of contract	General
Contract start date	01/12/2014
Contract end date	

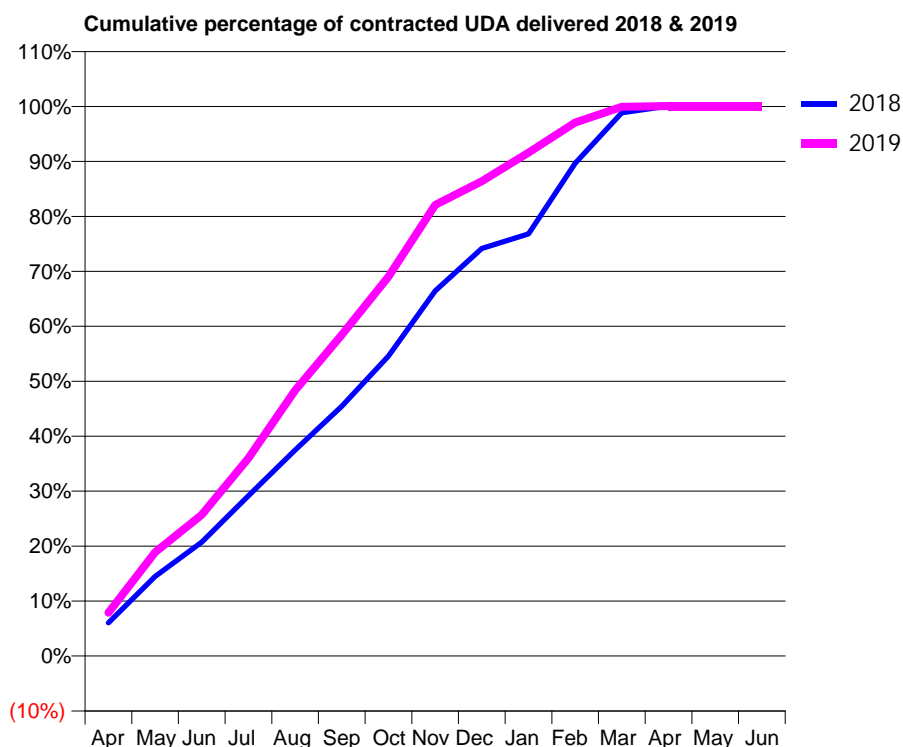
18/19 Contracted general activity (UDA)	6,255
Carry forward general activity (UDA)	0
18/19 Contracted orthodontic activity (UOA)	0
Carry forward orthodontic activity (UOA)	0
Baseline contract value	£169,244.13

ACCESS*

Patients seen in 24 months	Total	Change since previous quarter
Quarter ending March 2018	2,734	
Quarter ending June 2018	2,703	↓
Quarter ending September 2018	2,634	↓
Quarter ending December 2018	2,625	→
Quarter ending March 2019	2,461	↓
Variance since March 2018	(10.0%)	↓



ACTIVITY



Month	Adjusted Scheduled Activity (UDA)	
	2018	2019
April	379	493
May	906	1,182
June	1,295	1,608
July	1,824	2,252
August	2,347	3,025
September	2,842	3,656
October	3,415	4,317
November	4,156	5,134
December	4,637	5,404
January	4,805	5,729
February	5,609	6,073
March	6,183	6,250
April	6,260	6,260
May	6,260	6,260
June	6,259	6,260

QUALITY

	Quantity	Base Number	Contract	AT	Region	England
% of FP17s for the same patient ID Re-attending within 3 months - Children	36	306	11.8%	9.6%	11.3%	11.8%
% of FP17s for the same patient ID Re-attending within 3 months - Adults	457	1,909	23.9%	15.2%	15.4%	15.7%
% of FP17s for the same patient ID Re-attending between 3 & 9 months - Children	104	306	34.0%	60.2%	61.3%	58.9%
% of FP17s for the same patient ID Re-attending between 3 & 9 months - Adults	314	1,909	16.4%	51.3%	52.1%	50.8%
% of FP17s for Band 1 Urgent Courses	481	2,185	22.0%	9.5%	9.5%	9.1%
% of FP17s Relating to Free Repair or Replacements	37	2,185	1.7%	0.5%	0.6%	0.8%
% of FP17s Relating to Continuations	51	2,185	2.3%	0.8%	0.8%	0.9%
% of Patients satisfied with the dentistry they have received	2	3	N/A	92.4%	92.4%	92.5%
% of Patients satisfied with the time they had to wait for an appointment	2	3	N/A	88.4%	86.3%	87.0%

* This is based on patients treated on this contract for their most recent course of treatment. Figures in italics indicate the base number of FP17s or Patient Questionnaire responses are less than 100. N/A is shown where the base number of responses is less than 10 during the period. % is calculated as Quantity/Base number*100

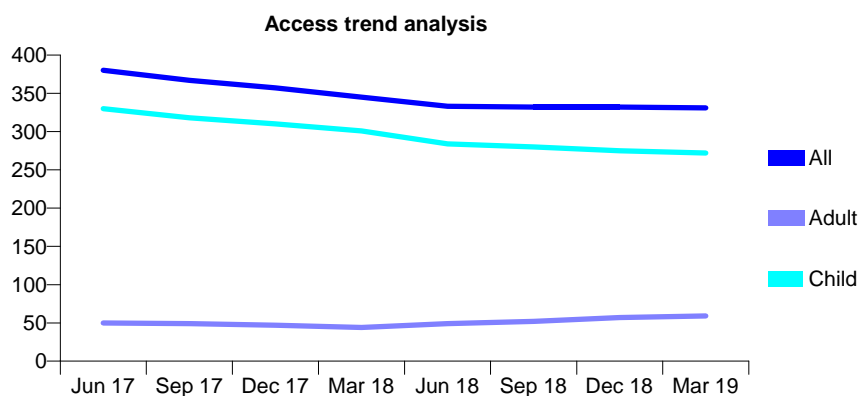
Q68 - Vital Signs At a Glance Contract Report for 171891/0001 - Year end March 2019

Name or company name	Chertsey Dental Practice Ltd
Contract type name	GDS Contract
Purpose of contract	General
Contract start date	01/10/2012
Contract end date	

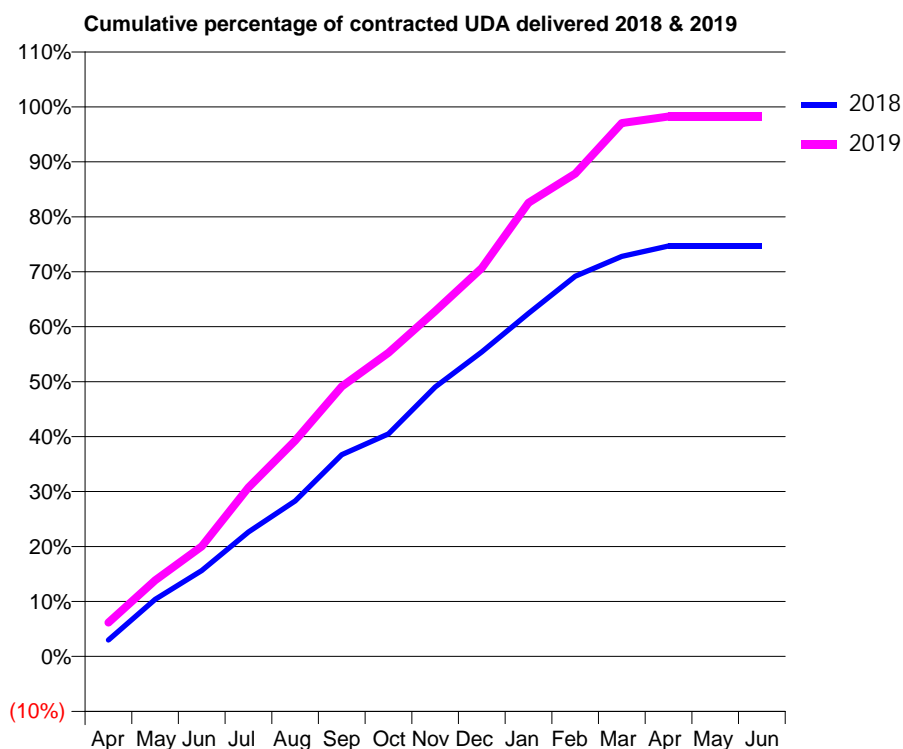
18/19 Contracted general activity (UDA)	600
Carry forward general activity (UDA)	0
18/19 Contracted orthodontic activity (UOA)	0
Carry forward orthodontic activity (UOA)	0
Baseline contract value	£15,419.30

ACCESS*

Patients seen in 24 months	Total	Change since previous quarter
Quarter ending March 2018	345	
Quarter ending June 2018	333	↓
Quarter ending September 2018	332	→
Quarter ending December 2018	332	→
Quarter ending March 2019	331	→
Variance since March 2018	(4.1%)	↓



ACTIVITY



Month	Adjusted Scheduled Activity (UDA)	
	2018	2019
April	24	37
May	83	83
June	125	120
July	181	184
August	226	236
September	294	295
October	324	332
November	392	377
December	443	424
January	499	495
February	553	527
March	582	582
April	597	589
May	597	589
June	597	589

QUALITY

	Quantity	Base Number	Contract	AT	Region	England
% of FP17s for the same patient ID Re-attending within 3 months - Children	35	446	7.8%	9.6%	11.3%	11.8%
% of FP17s for the same patient ID Re-attending within 3 months - Adults	2	18	11.1%	15.2%	15.4%	15.7%
% of FP17s for the same patient ID Re-attending between 3 & 9 months - Children	300	446	67.3%	60.2%	61.3%	58.9%
% of FP17s for the same patient ID Re-attending between 3 & 9 months - Adults	12	18	66.7%	51.3%	52.1%	50.8%
% of FP17s for Band 1 Urgent Courses	7	459	1.5%	9.5%	9.5%	9.1%
% of FP17s Relating to Free Repair or Replacements	0	459	0.0%	0.5%	0.6%	0.8%
% of FP17s Relating to Continuations	0	459	0.0%	0.8%	0.8%	0.9%
% of Patients satisfied with the dentistry they have received	0	0	N/A	92.4%	92.4%	92.5%
% of Patients satisfied with the time they had to wait for an appointment	0	0	N/A	88.4%	86.3%	87.0%

* This is based on patients treated on this contract for their most recent course of treatment. Figures in italics indicate the base number of FP17s or Patient Questionnaire responses are less than 100. N/A is shown where the base number of responses is less than 10 during the period. % is calculated as Quantity/Base number*100

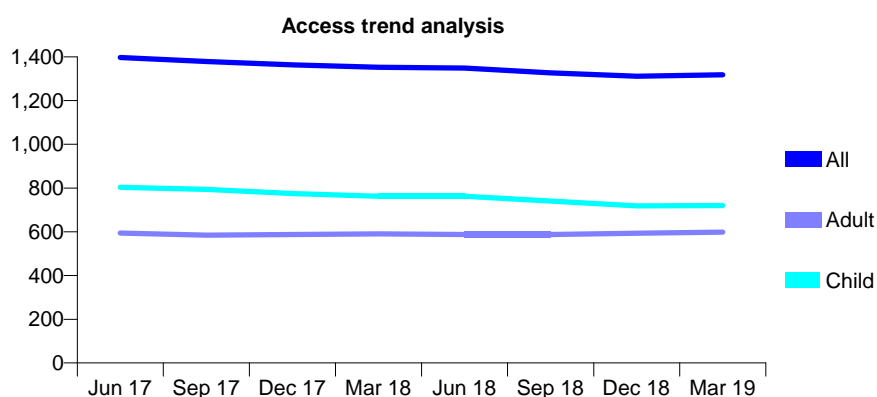
Q68 - Vital Signs At a Glance Contract Report for 171913/0001 - Year end March 2019

Name or company name	Andrew J S Mussett Ltd
Contract type name	GDS Contract
Purpose of contract	General
Contract start date	01/11/2009
Contract end date	

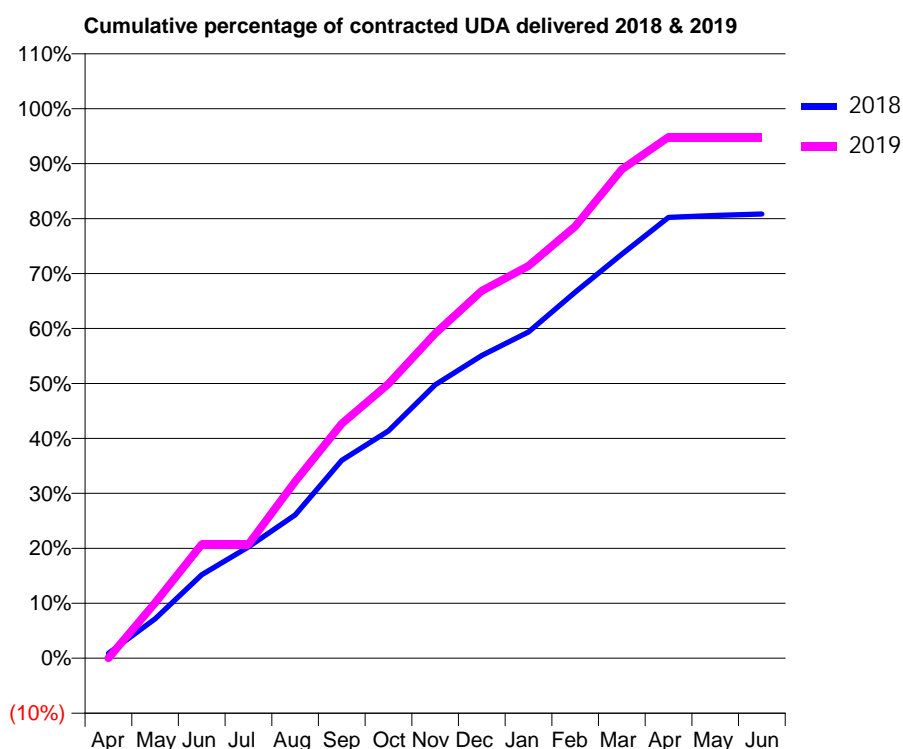
18/19 Contracted general activity (UDA)	2,845
Carry forward general activity (UDA)	0
18/19 Contracted orthodontic activity (UOA)	0
Carry forward orthodontic activity (UOA)	0
Baseline contract value	£71,817.81

ACCESS*

Patients seen in 24 months	Total	Change since previous quarter
Quarter ending March 2018	1,352	
Quarter ending June 2018	1,349	→
Quarter ending September 2018	1,327	↓
Quarter ending December 2018	1,311	↓
Quarter ending March 2019	1,318	→
Variance since March 2018	(2.5%)	↓



ACTIVITY



Month	Adjusted Scheduled Activity (UDA)	
	2018	2019
April	31	0
May	253	287
June	535	590
July	713	590
August	918	915
September	1,267	1,214
October	1,456	1,421
November	1,751	1,681
December	1,940	1,902
January	2,090	2,031
February	2,345	2,236
March	2,588	2,531
April	2,824	2,698
May	2,837	2,698
June	2,845	2,698

QUALITY

	Quantity	Base Number	Contract	AT	Region	England
% of FP17s for the same patient ID Re-attending within 3 months - Children	44	1,199	3.7%	9.6%	11.3%	11.8%
% of FP17s for the same patient ID Re-attending within 3 months - Adults	89	873	10.2%	15.2%	15.4%	15.7%
% of FP17s for the same patient ID Re-attending between 3 & 9 months - Children	857	1,199	71.5%	60.2%	61.3%	58.9%
% of FP17s for the same patient ID Re-attending between 3 & 9 months - Adults	637	873	73.0%	51.3%	52.1%	50.8%
% of FP17s for Band 1 Urgent Courses	40	2,012	2.0%	9.5%	9.5%	9.1%
% of FP17s Relating to Free Repair or Replacements	0	2,012	0.0%	0.5%	0.6%	0.8%
% of FP17s Relating to Continuations	0	2,012	0.0%	0.8%	0.8%	0.9%
% of Patients satisfied with the dentistry they have received	0	0	N/A	92.4%	92.4%	92.5%
% of Patients satisfied with the time they had to wait for an appointment	0	0	N/A	88.4%	86.3%	87.0%

* This is based on patients treated on this contract for their most recent course of treatment.

Figures in italics indicate the base number of FP17s or Patient Questionnaire responses are less than 100. N/A is shown where the base number of responses is less than 10 during the period. % is calculated as Quantity/Base number*100

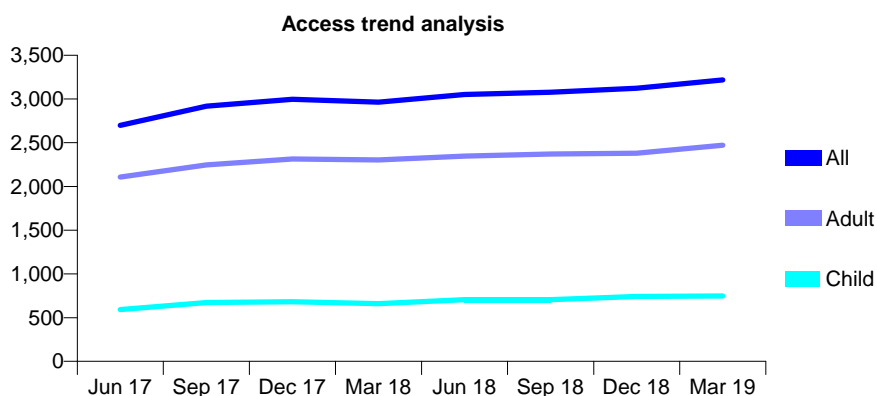
Q68 - Vital Signs At a Glance Contract Report for 175633/0001 - Year end March 2019

Name or company name	Mr M Eyrumlu & Mr A Eyrumlu
Contract type name	GDS Contract
Purpose of contract	General
Contract start date	01/12/2010
Contract end date	

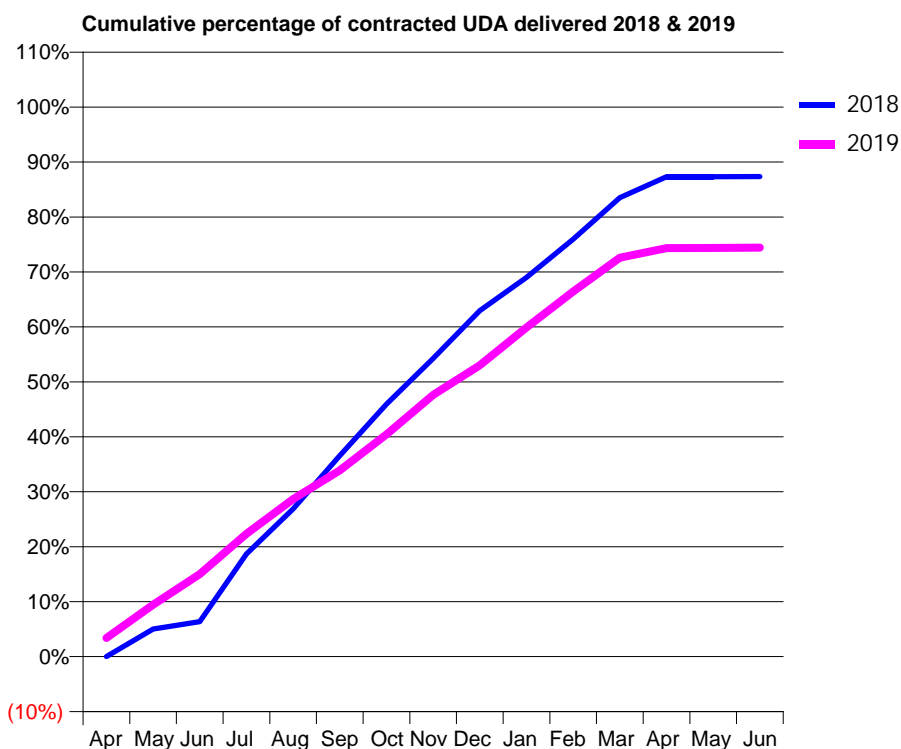
18/19 Contracted general activity (UDA)	12,150
Carry forward general activity (UDA)	0
18/19 Contracted orthodontic activity (UOA)	0
Carry forward orthodontic activity (UOA)	0
Baseline contract value	£300,217.69

ACCESS*

Patients seen in 24 months	Total	Change since previous quarter
Quarter ending March 2018	2,964	
Quarter ending June 2018	3,053	↑
Quarter ending September 2018	3,077	→
Quarter ending December 2018	3,122	→
Quarter ending March 2019	3,219	↑
Variance since March 2018	8.6%	↑



ACTIVITY



Month	Adjusted Scheduled Activity (UDA)	
	2018	2019
April	0	411
May	462	1,149
June	583	1,823
July	1,708	2,716
August	2,461	3,482
September	3,346	4,116
October	4,205	4,914
November	4,966	5,786
December	5,759	6,441
January	6,313	7,278
February	6,952	8,076
March	7,642	8,822
April	7,989	9,033
May	7,990	9,036
June	7,993	9,042

QUALITY

	Quantity	Base Number	Contract	AT	Region	England
% of FP17s for the same patient ID Re-attending within 3 months - Children	38	1,080	3.5%	9.6%	11.3%	11.8%
% of FP17s for the same patient ID Re-attending within 3 months - Adults	364	3,287	11.1%	15.2%	15.4%	15.7%
% of FP17s for the same patient ID Re-attending between 3 & 9 months - Children	614	1,080	56.9%	60.2%	61.3%	58.9%
% of FP17s for the same patient ID Re-attending between 3 & 9 months - Adults	1,759	3,287	53.5%	51.3%	52.1%	50.8%
% of FP17s for Band 1 Urgent Courses	56	4,355	1.3%	9.5%	9.5%	9.1%
% of FP17s Relating to Free Repair or Replacements	6	4,355	0.1%	0.5%	0.6%	0.8%
% of FP17s Relating to Continuations	139	4,355	3.2%	0.8%	0.8%	0.9%
% of Patients satisfied with the dentistry they have received	1	1	N/A	92.4%	92.4%	92.5%
% of Patients satisfied with the time they had to wait for an appointment	1	1	N/A	88.4%	86.3%	87.0%

* This is based on patients treated on this contract for their most recent course of treatment. Figures in italics indicate the base number of FP17s or Patient Questionnaire responses are less than 100. N/A is shown where the base number of responses is less than 10 during the period. % is calculated as Quantity/Base number*100

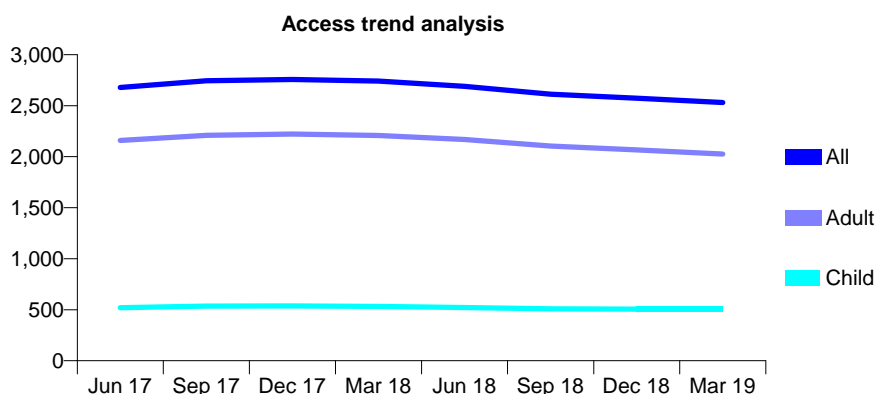
Q68 - Vital Signs At a Glance Contract Report for 176214/0001 - Year end March 2019

Name or company name	Warrior Square Dental Practice Ltd
Contract type name	GDS Contract
Purpose of contract	General
Contract start date	01/07/2015
Contract end date	

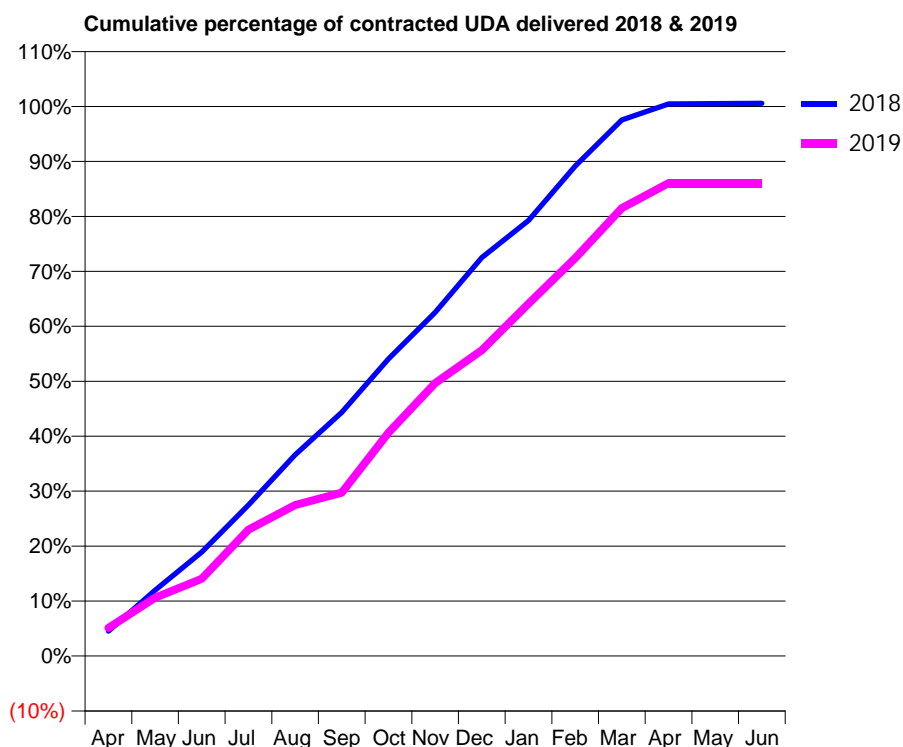
18/19 Contracted general activity (UDA)	7,000
Carry forward general activity (UDA)	0
18/19 Contracted orthodontic activity (UOA)	0
Carry forward orthodontic activity (UOA)	0
Baseline contract value	£176,249.82

ACCESS*

Patients seen in 24 months	Total	Change since previous quarter
Quarter ending March 2018	2,740	
Quarter ending June 2018	2,689	↓
Quarter ending September 2018	2,613	↓
Quarter ending December 2018	2,573	↓
Quarter ending March 2019	2,531	↓
Variance since March 2018	(7.6%)	↓



ACTIVITY



Month	Adjusted Scheduled Activity (UDA)	
	2018	2019
April	317	358
May	839	742
June	1,324	985
July	1,924	1,610
August	2,565	1,924
September	3,105	2,079
October	3,786	2,844
November	4,379	3,476
December	5,075	3,895
January	5,549	4,487
February	6,241	5,068
March	6,828	5,704
April	7,032	6,023
May	7,035	6,023
June	7,041	6,023

QUALITY

	Quantity	Base Number	Contract	AT	Region	England
% of FP17s for the same patient ID Re-attending within 3 months - Children	67	823	8.1%	9.6%	11.3%	11.8%
% of FP17s for the same patient ID Re-attending within 3 months - Adults	564	3,297	17.1%	15.2%	15.4%	15.7%
% of FP17s for the same patient ID Re-attending between 3 & 9 months - Children	423	823	51.4%	60.2%	61.3%	58.9%
% of FP17s for the same patient ID Re-attending between 3 & 9 months - Adults	1,863	3,297	56.5%	51.3%	52.1%	50.8%
% of FP17s for Band 1 Urgent Courses	304	3,377	9.0%	9.5%	9.5%	9.1%
% of FP17s Relating to Free Repair or Replacements	30	3,377	0.9%	0.5%	0.6%	0.8%
% of FP17s Relating to Continuations	18	3,377	0.5%	0.8%	0.8%	0.9%
% of Patients satisfied with the dentistry they have received	3	3	N/A	92.4%	92.4%	92.5%
% of Patients satisfied with the time they had to wait for an appointment	3	3	N/A	88.4%	86.3%	87.0%

* This is based on patients treated on this contract for their most recent course of treatment. Figures in italics indicate the base number of FP17s or Patient Questionnaire responses are less than 100. N/A is shown where the base number of responses is less than 10 during the period. % is calculated as Quantity/Base number*100

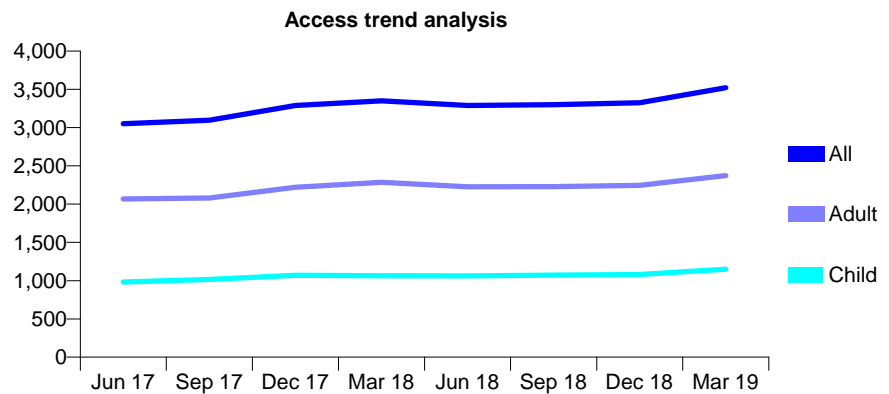
Q68 - Vital Signs At a Glance Contract Report for 176451/0001 - Year end March 2019

Name or company name	Tilgate Dental Care Ltd
Contract type name	GDS Contract
Purpose of contract	General
Contract start date	01/11/2007
Contract end date	

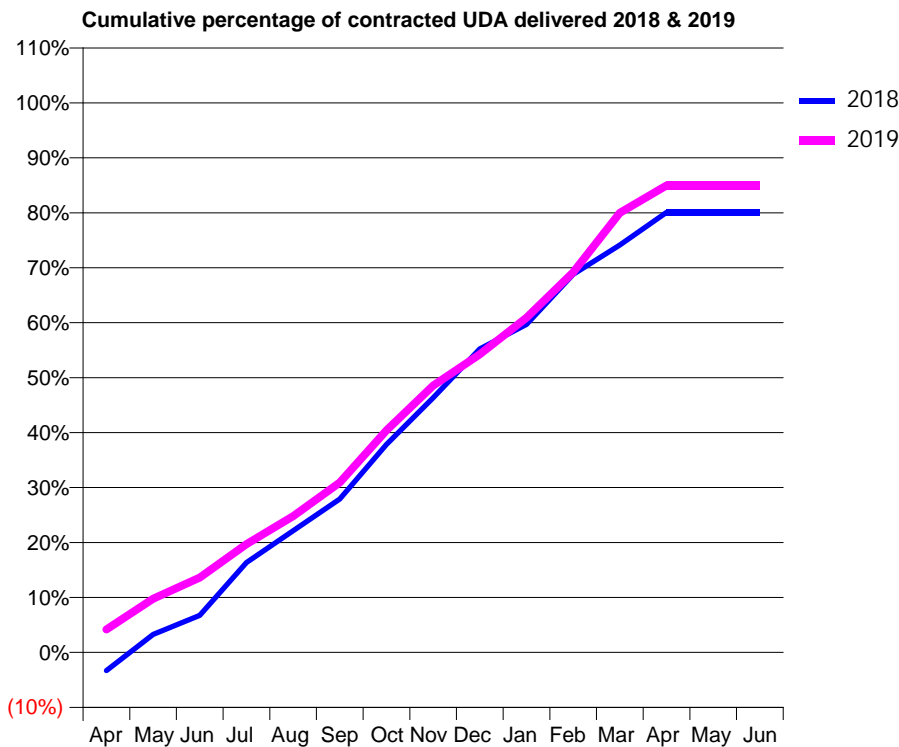
18/19 Contracted general activity (UDA)	10,656
Carry forward general activity (UDA)	0
18/19 Contracted orthodontic activity (UOA)	0
Carry forward orthodontic activity (UOA)	0
Baseline contract value	£338,156.90

ACCESS*

Patients seen in 24 months	Total	Change since previous quarter
Quarter ending March 2018	3,349	
Quarter ending June 2018	3,288	↓
Quarter ending September 2018	3,300	→
Quarter ending December 2018	3,324	→
Quarter ending March 2019	3,522	↑
Variance since March 2018	5.2%	↑



ACTIVITY



Month	Adjusted Scheduled Activity (UDA)	
	2018	2019
April	-354	446
May	350	1,040
June	721	1,451
July	1,741	2,100
August	2,361	2,641
September	2,975	3,293
October	4,031	4,306
November	4,938	5,176
December	5,885	5,781
January	6,360	6,492
February	7,331	7,371
March	7,900	8,522
April	8,532	9,053
May	8,532	9,054
June	8,532	9,054

QUALITY

	Quantity	Base Number	Contract	AT	Region	England
% of FP17s for the same patient ID Re-attending within 3 months - Children	82	1,484	5.5%	9.6%	11.3%	11.8%
% of FP17s for the same patient ID Re-attending within 3 months - Adults	353	2,846	12.4%	15.2%	15.4%	15.7%
% of FP17s for the same patient ID Re-attending between 3 & 9 months - Children	739	1,484	49.8%	60.2%	61.3%	58.9%
% of FP17s for the same patient ID Re-attending between 3 & 9 months - Adults	1,074	2,846	37.7%	51.3%	52.1%	50.8%
% of FP17s for Band 1 Urgent Courses	491	4,269	11.5%	9.5%	9.5%	9.1%
% of FP17s Relating to Free Repair or Replacements	48	4,269	1.1%	0.5%	0.6%	0.8%
% of FP17s Relating to Continuations	77	4,269	1.8%	0.8%	0.8%	0.9%
% of Patients satisfied with the dentistry they have received	2	2	N/A	92.4%	92.4%	92.5%
% of Patients satisfied with the time they had to wait for an appointment	1	2	N/A	88.4%	86.3%	87.0%

* This is based on patients treated on this contract for their most recent course of treatment. Figures in italics indicate the base number of FP17s or Patient Questionnaire responses are less than 100. N/A is shown where the base number of responses is less than 10 during the period. % is calculated as Quantity/Base number*100

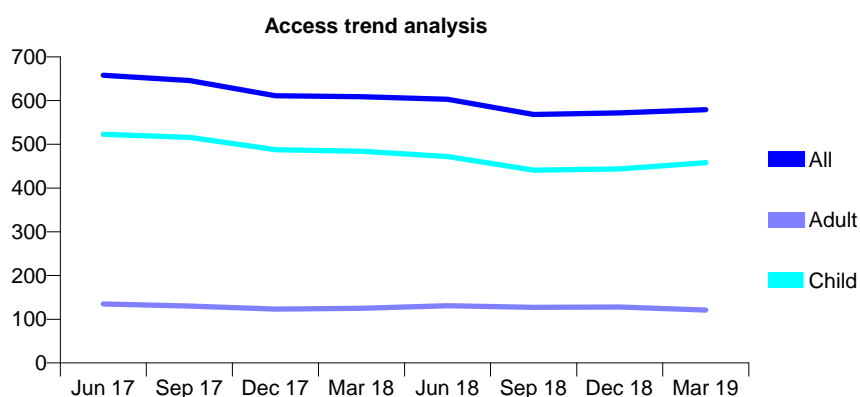
Q68 - Vital Signs At a Glance Contract Report for 177202/0001 - Year end March 2019

Name or company name	Mr P Poole and Mr J Drewett
Contract type name	GDS Contract
Purpose of contract	General
Contract start date	01/04/2014
Contract end date	

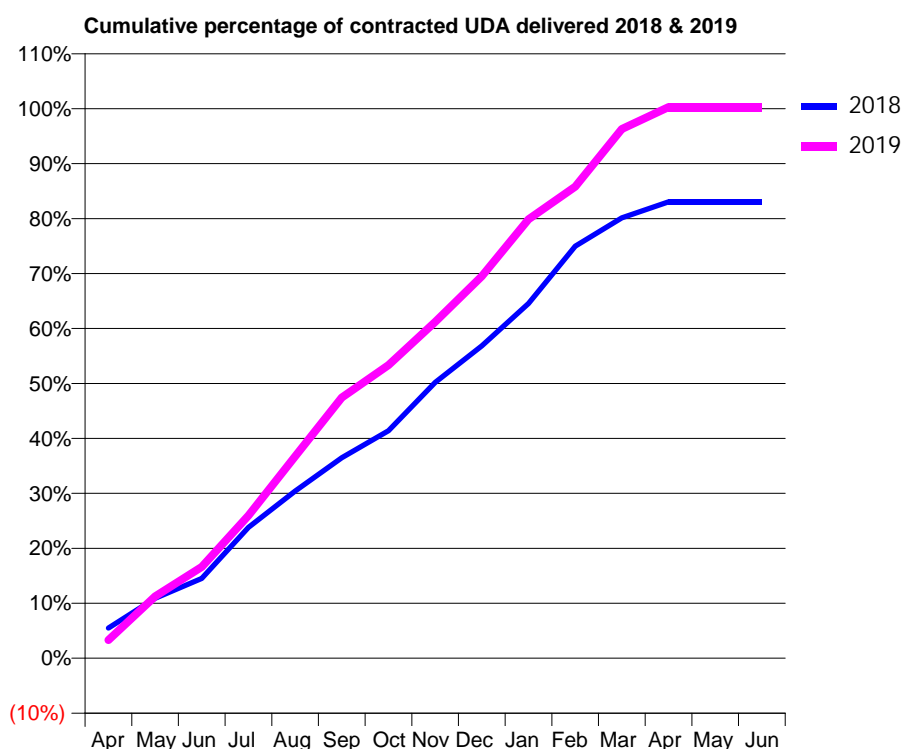
18/19 Contracted general activity (UDA)	1,029
Carry forward general activity (UDA)	0
18/19 Contracted orthodontic activity (UOA)	0
Carry forward orthodontic activity (UOA)	0
Baseline contract value	£23,515.65

ACCESS*

Patients seen in 24 months	Total	Change since previous quarter
Quarter ending March 2018	609	
Quarter ending June 2018	603	→
Quarter ending September 2018	568	↓
Quarter ending December 2018	572	→
Quarter ending March 2019	579	→
Variance since March 2018	(4.9%)	↓



ACTIVITY



Month	2018	2019
April	68	34
May	135	116
June	180	171
July	295	267
August	377	378
September	452	488
October	513	549
November	622	630
December	704	715
January	800	822
February	929	883
March	993	991
April	1,029	1,032
May	1,029	1,032
June	1,029	1,032

QUALITY

	Quantity	Base Number	Contract	AT	Region	England
% of FP17s for the same patient ID Re-attending within 3 months - Children	18	623	2.9%	9.6%	11.3%	11.8%
% of FP17s for the same patient ID Re-attending within 3 months - Adults	5	100	5.0%	15.2%	15.4%	15.7%
% of FP17s for the same patient ID Re-attending between 3 & 9 months - Children	403	623	64.7%	60.2%	61.3%	58.9%
% of FP17s for the same patient ID Re-attending between 3 & 9 months - Adults	56	100	56.0%	51.3%	52.1%	50.8%
% of FP17s for Band 1 Urgent Courses	0	723	0.0%	9.5%	9.5%	9.1%
% of FP17s Relating to Free Repair or Replacements	0	723	0.0%	0.5%	0.6%	0.8%
% of FP17s Relating to Continuations	0	723	0.0%	0.8%	0.8%	0.9%
% of Patients satisfied with the dentistry they have received	1	1	N/A	92.4%	92.4%	92.5%
% of Patients satisfied with the time they had to wait for an appointment	1	1	N/A	88.4%	86.3%	87.0%

* This is based on patients treated on this contract for their most recent course of treatment. Figures in italics indicate the base number of FP17s or Patient Questionnaire responses are less than 100. N/A is shown where the base number of responses is less than 10 during the period. % is calculated as Quantity/Base number*100

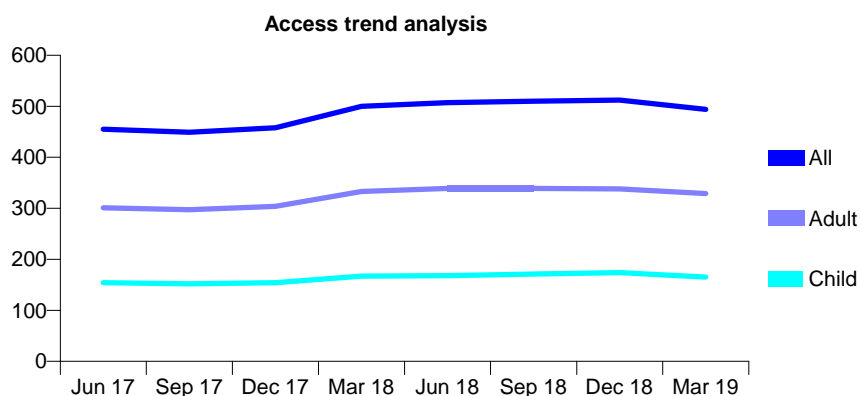
Q68 - Vital Signs At a Glance Contract Report for 178330/0001 - Year end March 2019

Name or company name	Tangmere Dental Care Limited
Contract type name	GDS Contract
Purpose of contract	General
Contract start date	01/04/2011
Contract end date	

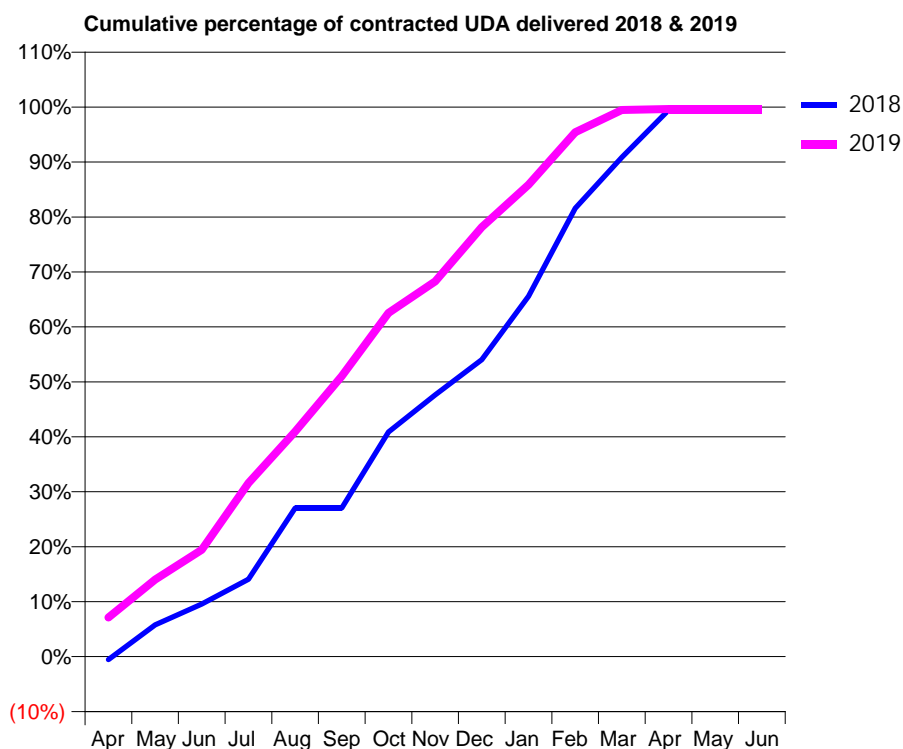
18/19 Contracted general activity (UDA)	1,960
Carry forward general activity (UDA)	11
18/19 Contracted orthodontic activity (UOA)	0
Carry forward orthodontic activity (UOA)	0
Baseline contract value	£54,212.95

ACCESS*

Patients seen in 24 months	Total	Change since previous quarter
Quarter ending March 2018	500	
Quarter ending June 2018	507	→
Quarter ending September 2018	510	→
Quarter ending December 2018	512	→
Quarter ending March 2019	494	↓
Variance since March 2018	(1.2%)	↓



ACTIVITY



Month	Adjusted Scheduled Activity (UDA)	
	2018	2019
April	-11	139
May	113	275
June	187	381
July	276	619
August	530	803
September	530	1,001
October	801	1,226
November	934	1,338
December	1,059	1,532
January	1,285	1,683
February	1,599	1,870
March	1,780	1,950
April	1,949	1,953
May	1,949	1,953
June	1,949	1,953

QUALITY

	Quantity	Base Number	Contract	AT	Region	England
% of FP17s for the same patient ID Re-attending within 3 months - Children	29	317	9.1%	9.6%	11.3%	11.8%
% of FP17s for the same patient ID Re-attending within 3 months - Adults	81	513	15.8%	15.2%	15.4%	15.7%
% of FP17s for the same patient ID Re-attending between 3 & 9 months - Children	239	317	75.4%	60.2%	61.3%	58.9%
% of FP17s for the same patient ID Re-attending between 3 & 9 months - Adults	312	513	60.8%	51.3%	52.1%	50.8%
% of FP17s for Band 1 Urgent Courses	55	788	7.0%	9.5%	9.5%	9.1%
% of FP17s Relating to Free Repair or Replacements	0	788	0.0%	0.5%	0.6%	0.8%
% of FP17s Relating to Continuations	17	788	2.2%	0.8%	0.8%	0.9%
% of Patients satisfied with the dentistry they have received	1	1	N/A	92.4%	92.4%	92.5%
% of Patients satisfied with the time they had to wait for an appointment	1	1	N/A	88.4%	86.3%	87.0%

* This is based on patients treated on this contract for their most recent course of treatment. Figures in italics indicate the base number of FP17s or Patient Questionnaire responses are less than 100. N/A is shown where the base number of responses is less than 10 during the period. % is calculated as Quantity/Base number*100

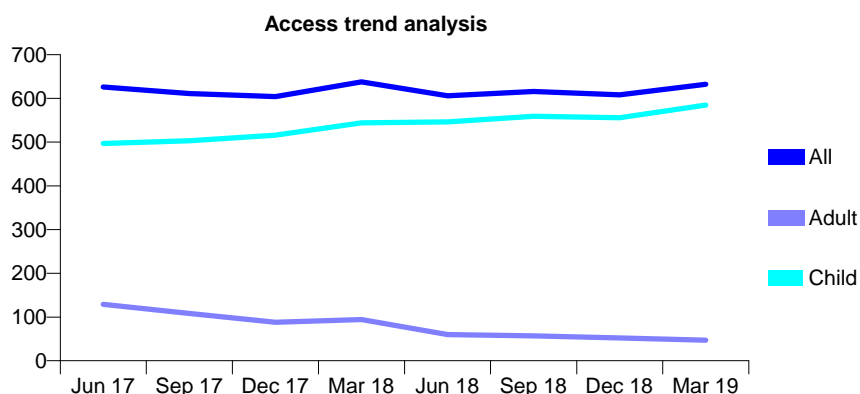
Q68 - Vital Signs At a Glance Contract Report for 178462/0002 - Year end March 2019

Name or company name	IQ Orthodontics Ltd
Contract type name	GDS Contract
Purpose of contract	General
Contract start date	01/04/2014
Contract end date	

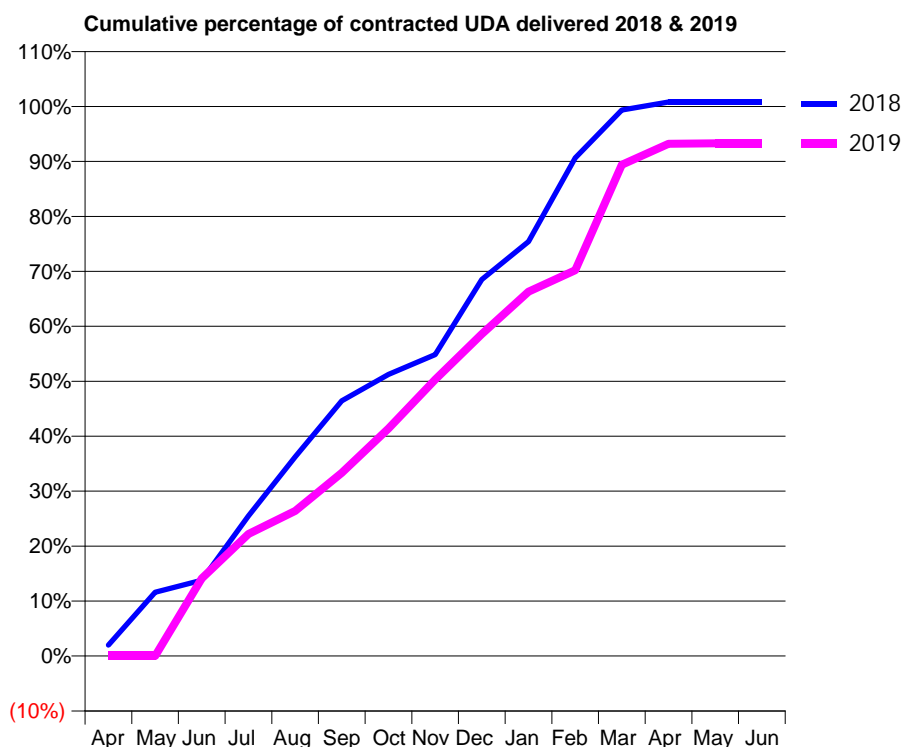
18/19 Contracted general activity (UDA)	1,000
Carry forward general activity (UDA)	0
18/19 Contracted orthodontic activity (UOA)	0
Carry forward orthodontic activity (UOA)	0
Baseline contract value	£22,852.90

ACCESS*

Patients seen in 24 months	Total	Change since previous quarter
Quarter ending March 2018	638	
Quarter ending June 2018	606	↓
Quarter ending September 2018	616	→
Quarter ending December 2018	608	↓
Quarter ending March 2019	632	↑
Variance since March 2018	(0.9%)	→



ACTIVITY



Month	Adjusted Scheduled Activity (UDA)	
	2018	2019
April	20	0
May	116	0
June	138	141
July	255	222
August	362	264
September	464	333
October	512	414
November	549	503
December	685	586
January	754	663
February	906	702
March	994	894
April	1,008	932
May	1,008	933
June	1,008	933

QUALITY

	Quantity	Base Number	Contract	AT	Region	England
% of FP17s for the same patient ID Re-attending within 3 months - Children	30	695	4.3%	9.6%	11.3%	11.8%
% of FP17s for the same patient ID Re-attending within 3 months - Adults	2	14	14.3%	15.2%	15.4%	15.7%
% of FP17s for the same patient ID Re-attending between 3 & 9 months - Children	346	695	49.8%	60.2%	61.3%	58.9%
% of FP17s for the same patient ID Re-attending between 3 & 9 months - Adults	6	14	42.9%	51.3%	52.1%	50.8%
% of FP17s for Band 1 Urgent Courses	10	711	1.4%	9.5%	9.5%	9.1%
% of FP17s Relating to Free Repair or Replacements	0	711	0.0%	0.5%	0.6%	0.8%
% of FP17s Relating to Continuations	0	711	0.0%	0.8%	0.8%	0.9%
% of Patients satisfied with the dentistry they have received	0	0	N/A	92.4%	92.4%	92.5%
% of Patients satisfied with the time they had to wait for an appointment	0	0	N/A	88.4%	86.3%	87.0%

* This is based on patients treated on this contract for their most recent course of treatment. Figures in italics indicate the base number of FP17s or Patient Questionnaire responses are less than 100. N/A is shown where the base number of responses is less than 10 during the period. % is calculated as Quantity/Base number*100

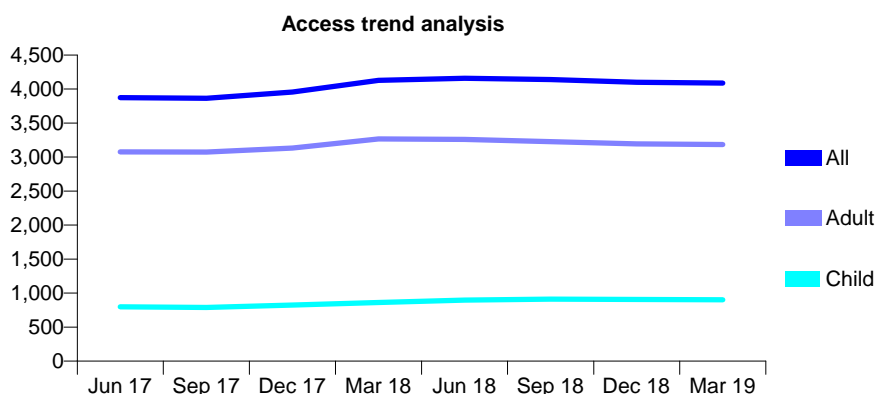
Q68 - Vital Signs At a Glance Contract Report for 178934/0001 - Year end March 2019

Name or company name	Newholme Dental Practice
Contract type name	GDS Contract
Purpose of contract	General
Contract start date	01/01/2015
Contract end date	

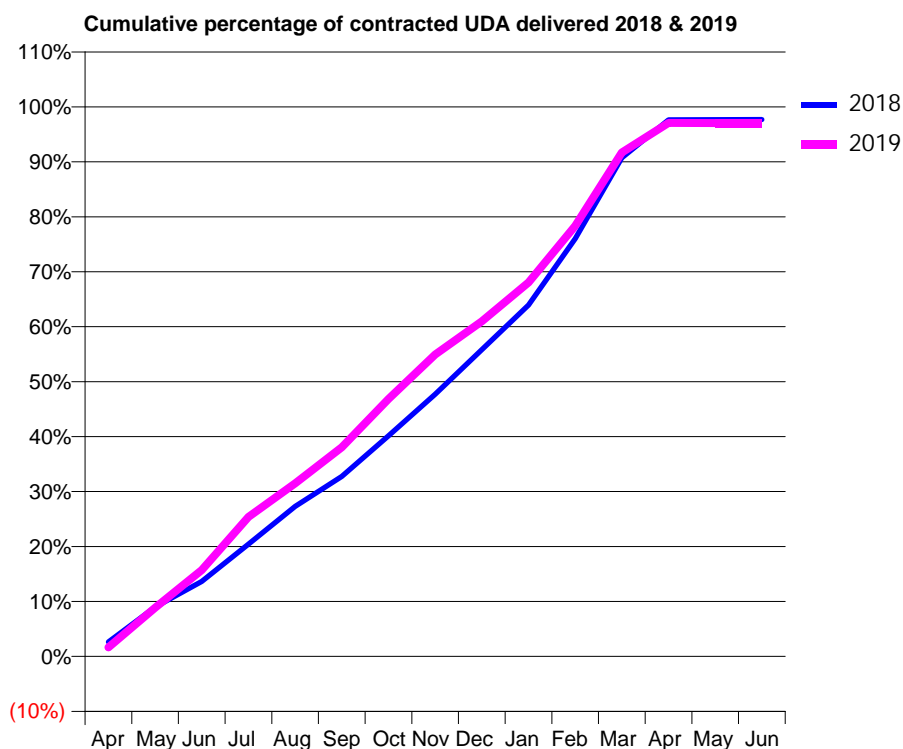
18/19 Contracted general activity (UDA)	13,635
Carry forward general activity (UDA)	315
18/19 Contracted orthodontic activity (UOA)	0
Carry forward orthodontic activity (UOA)	0
Baseline contract value	£321,572.63

ACCESS*

Patients seen in 24 months	Total	Change since previous quarter
Quarter ending March 2018	4,129	
Quarter ending June 2018	4,157	→
Quarter ending September 2018	4,140	→
Quarter ending December 2018	4,101	→
Quarter ending March 2019	4,087	→
Variance since March 2018	(1.0%)	↓



ACTIVITY



Month	Adjusted Scheduled Activity (UDA)	
	2018	2019
April	360	227
May	1,227	1,209
June	1,862	2,143
July	2,785	3,464
August	3,724	4,297
September	4,464	5,191
October	5,474	6,387
November	6,506	7,494
December	7,612	8,312
January	8,719	9,276
February	10,365	10,683
March	12,370	12,502
April	13,312	13,235
May	13,315	13,234
June	13,319	13,234

QUALITY

	Quantity	Base Number	Contract	AT	Region	England
% of FP17s for the same patient ID Re-attending within 3 months - Children	77	1,259	6.1%	9.6%	11.3%	11.8%
% of FP17s for the same patient ID Re-attending within 3 months - Adults	597	4,350	13.7%	15.2%	15.4%	15.7%
% of FP17s for the same patient ID Re-attending between 3 & 9 months - Children	784	1,259	62.3%	60.2%	61.3%	58.9%
% of FP17s for the same patient ID Re-attending between 3 & 9 months - Adults	2,443	4,350	56.2%	51.3%	52.1%	50.8%
% of FP17s for Band 1 Urgent Courses	355	5,579	6.4%	9.5%	9.5%	9.1%
% of FP17s Relating to Free Repair or Replacements	26	5,579	0.5%	0.5%	0.6%	0.8%
% of FP17s Relating to Continuations	17	5,579	0.3%	0.8%	0.8%	0.9%
% of Patients satisfied with the dentistry they have received	0	0	N/A	92.4%	92.4%	92.5%
% of Patients satisfied with the time they had to wait for an appointment	0	0	N/A	88.4%	86.3%	87.0%

* This is based on patients treated on this contract for their most recent course of treatment. Figures in italics indicate the base number of FP17s or Patient Questionnaire responses are less than 100. N/A is shown where the base number of responses is less than 10 during the period. % is calculated as Quantity/Base number*100

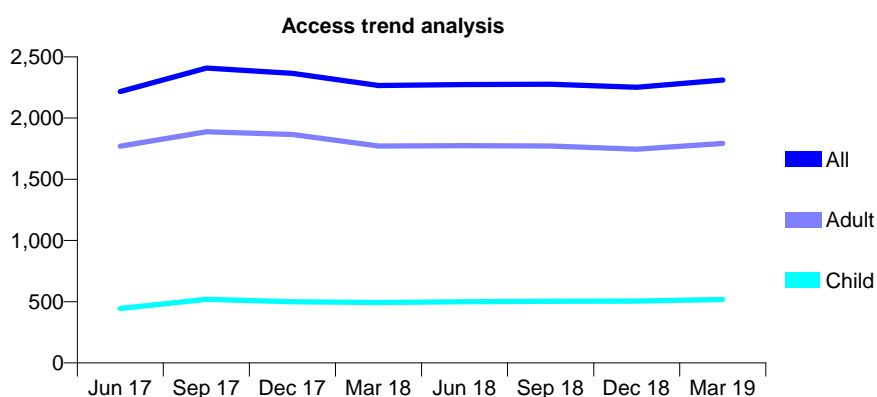
Q68 - Vital Signs At a Glance Contract Report for 179434/0001 - Year end March 2019

Name or company name	Mr M Eyrumlu & Mr A Eyrumlu
Contract type name	GDS Contract
Purpose of contract	General
Contract start date	01/11/2010
Contract end date	

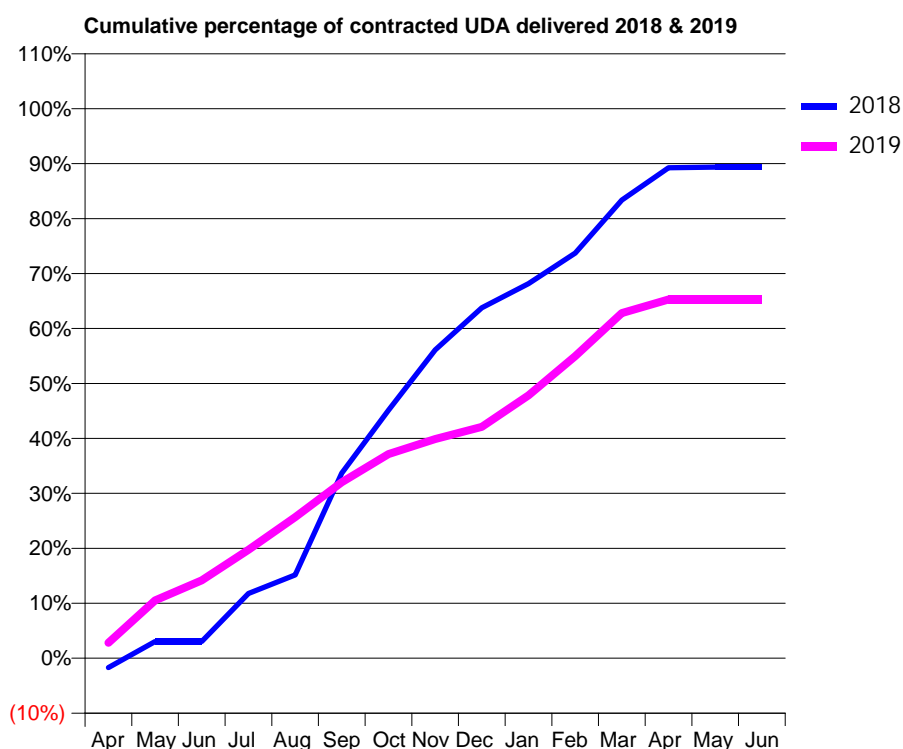
18/19 Contracted general activity (UDA)	11,052
Carry forward general activity (UDA)	0
18/19 Contracted orthodontic activity (UOA)	0
Carry forward orthodontic activity (UOA)	0
Baseline contract value	£272,199.47

ACCESS*

Patients seen in 24 months	Total	Change since previous quarter
Quarter ending March 2018	2,266	
Quarter ending June 2018	2,274	→
Quarter ending September 2018	2,276	→
Quarter ending December 2018	2,251	↓
Quarter ending March 2019	2,311	↑
Variance since March 2018	2.0%	→



ACTIVITY



Month	Adjusted Scheduled Activity (UDA)	
	2018	2019
April	-173	309
May	307	1,163
June	307	1,565
July	1,185	2,181
August	1,522	2,839
September	3,386	3,538
October	4,536	4,106
November	5,640	4,408
December	6,410	4,653
January	6,851	5,288
February	7,412	6,076
March	8,380	6,940
April	8,972	7,213
May	8,983	7,213
June	8,983	7,214

QUALITY

	Quantity	Base Number	Contract	AT	Region	England
% of FP17s for the same patient ID Re-attending within 3 months - Children	63	600	10.5%	9.6%	11.3%	11.8%
% of FP17s for the same patient ID Re-attending within 3 months - Adults	348	2,104	16.5%	15.2%	15.4%	15.7%
% of FP17s for the same patient ID Re-attending between 3 & 9 months - Children	255	600	42.5%	60.2%	61.3%	58.9%
% of FP17s for the same patient ID Re-attending between 3 & 9 months - Adults	903	2,104	42.9%	51.3%	52.1%	50.8%
% of FP17s for Band 1 Urgent Courses	237	2,605	9.1%	9.5%	9.5%	9.1%
% of FP17s Relating to Free Repair or Replacements	1	2,605	0.0%	0.5%	0.6%	0.8%
% of FP17s Relating to Continuations	97	2,605	3.7%	0.8%	0.8%	0.9%
% of Patients satisfied with the dentistry they have received	1	1	N/A	92.4%	92.4%	92.5%
% of Patients satisfied with the time they had to wait for an appointment	1	1	N/A	88.4%	86.3%	87.0%

* This is based on patients treated on this contract for their most recent course of treatment.

Figures in italics indicate the base number of FP17s or Patient Questionnaire responses are less than 100. N/A is shown where the base number of responses is less than 10 during the period. % is calculated as Quantity/Base number*100

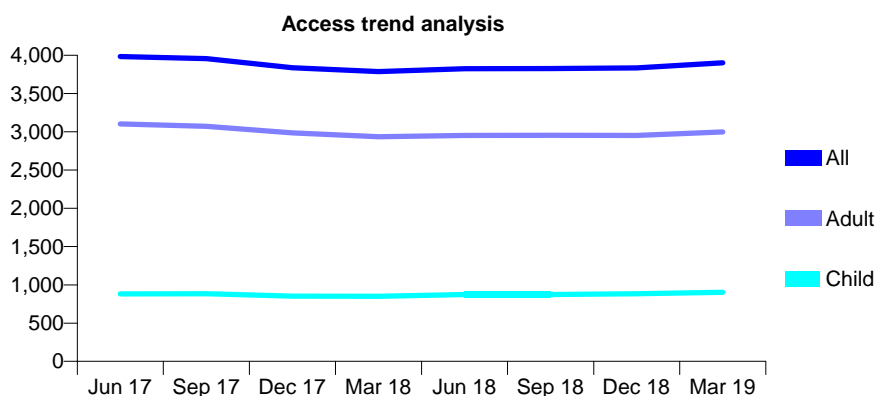
Q68 - Vital Signs At a Glance Contract Report for 179434/0002 - Year end March 2019

Name or company name	Mr M Eyrumlu & Mr A Eyrumlu
Contract type name	GDS Contract
Purpose of contract	General
Contract start date	10/05/2014
Contract end date	

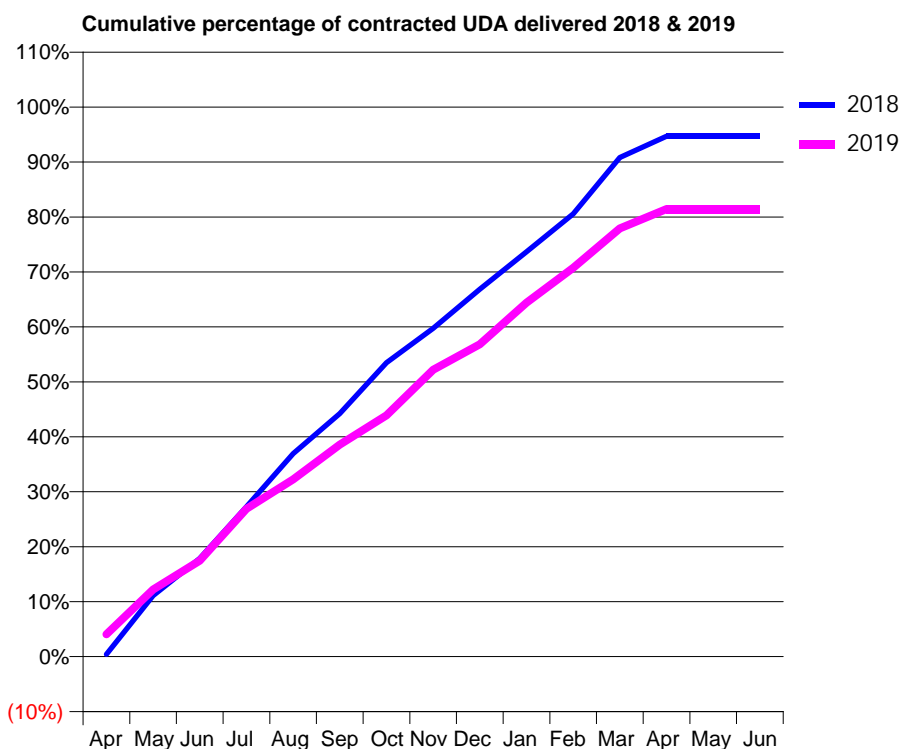
18/19 Contracted general activity (UDA)	14,350
Carry forward general activity (UDA)	0
18/19 Contracted orthodontic activity (UOA)	0
Carry forward orthodontic activity (UOA)	0
Baseline contract value	£373,724.67

ACCESS*

Patients seen in 24 months	Total	Change since previous quarter
Quarter ending March 2018	3,786	
Quarter ending June 2018	3,824	→
Quarter ending September 2018	3,827	→
Quarter ending December 2018	3,836	→
Quarter ending March 2019	3,901	→
Variance since March 2018	3.0%	↑



ACTIVITY



Month	Adjusted Scheduled Activity (UDA)	
	2018	2019
April	60	582
May	1,596	1,754
June	2,564	2,507
July	3,914	3,859
August	5,303	4,629
September	6,348	5,535
October	7,673	6,301
November	8,574	7,492
December	9,591	8,156
January	10,572	9,244
February	11,562	10,153
March	13,031	11,180
April	13,585	11,684
May	13,587	11,684
June	13,587	11,684

QUALITY

	Quantity	Base Number	Contract	AT	Region	England
% of FP17s for the same patient ID Re-attending within 3 months - Children	83	1,323	6.3%	9.6%	11.3%	11.8%
% of FP17s for the same patient ID Re-attending within 3 months - Adults	483	4,040	12.0%	15.2%	15.4%	15.7%
% of FP17s for the same patient ID Re-attending between 3 & 9 months - Children	822	1,323	62.1%	60.2%	61.3%	58.9%
% of FP17s for the same patient ID Re-attending between 3 & 9 months - Adults	2,417	4,040	59.8%	51.3%	52.1%	50.8%
% of FP17s for Band 1 Urgent Courses	486	5,372	9.0%	9.5%	9.5%	9.1%
% of FP17s Relating to Free Repair or Replacements	18	5,372	0.3%	0.5%	0.6%	0.8%
% of FP17s Relating to Continuations	54	5,372	1.0%	0.8%	0.8%	0.9%
% of Patients satisfied with the dentistry they have received	0	0	N/A	92.4%	92.4%	92.5%
% of Patients satisfied with the time they had to wait for an appointment	0	0	N/A	88.4%	86.3%	87.0%

* This is based on patients treated on this contract for their most recent course of treatment. Figures in italics indicate the base number of FP17s or Patient Questionnaire responses are less than 100. N/A is shown where the base number of responses is less than 10 during the period. % is calculated as Quantity/Base number*100

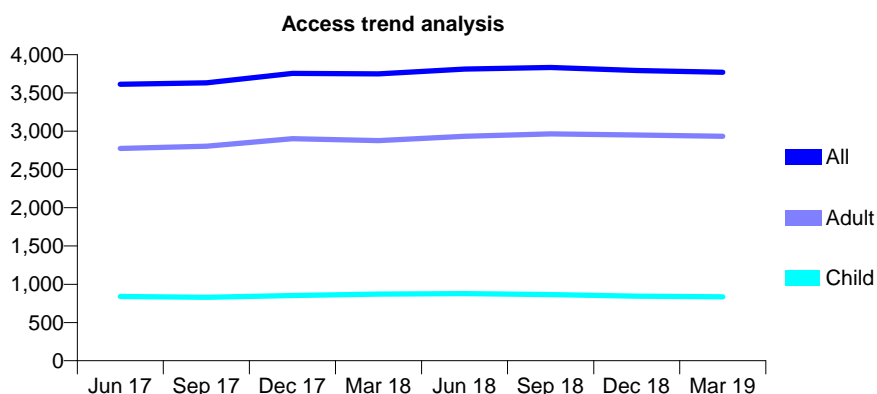
Q68 - Vital Signs At a Glance Contract Report for 179434/0003 - Year end March 2019

Name or company name	Mr M Eyrumlu & Mr A Eyrumlu
Contract type name	GDS Contract
Purpose of contract	General
Contract start date	01/06/2014
Contract end date	

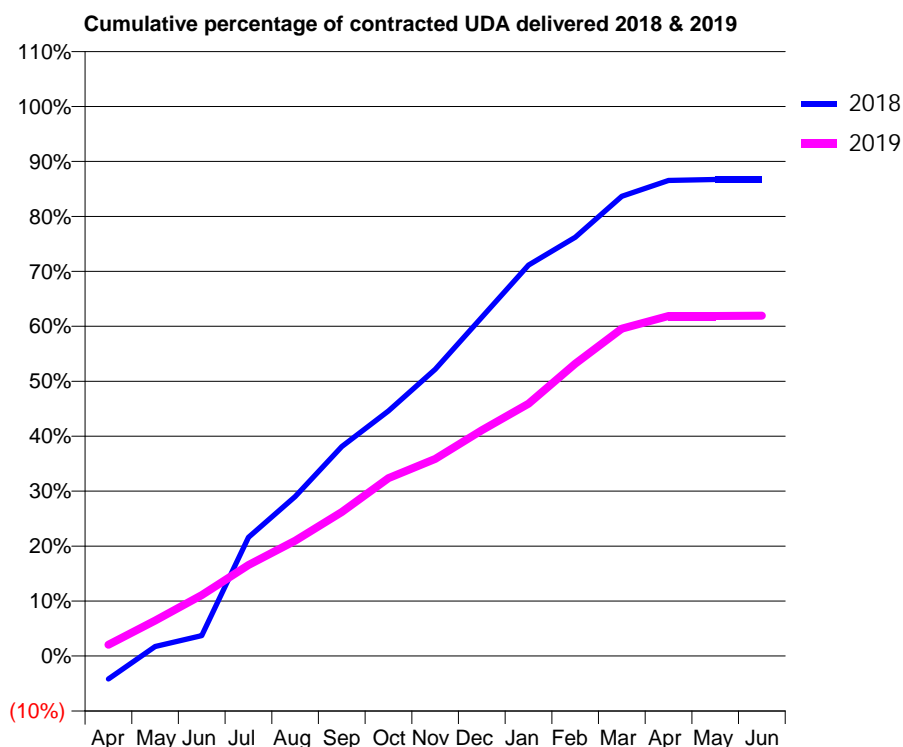
18/19 Contracted general activity (UDA)	17,500
Carry forward general activity (UDA)	0
18/19 Contracted orthodontic activity (UOA)	0
Carry forward orthodontic activity (UOA)	0
Baseline contract value	£477,608.34

ACCESS*

Patients seen in 24 months	Total	Change since previous quarter
Quarter ending March 2018	3,748	
Quarter ending June 2018	3,812	→
Quarter ending September 2018	3,832	→
Quarter ending December 2018	3,794	→
Quarter ending March 2019	3,769	→
Variance since March 2018	0.6%	→



ACTIVITY



Month	Adjusted Scheduled Activity (UDA)	
	2018	2019
April	-546	358
May	225	1,131
June	484	1,939
July	2,810	2,898
August	3,772	3,673
September	4,955	4,586
October	5,801	5,664
November	6,783	6,274
December	8,015	7,188
January	9,247	8,038
February	9,908	9,312
March	10,877	10,422
April	11,251	10,827
May	11,274	10,827
June	11,274	10,842

QUALITY

	Quantity	Base Number	Contract	AT	Region	England
% of FP17s for the same patient ID Re-attending within 3 months - Children	121	1,157	10.5%	9.6%	11.3%	11.8%
% of FP17s for the same patient ID Re-attending within 3 months - Adults	822	4,122	19.9%	15.2%	15.4%	15.7%
% of FP17s for the same patient ID Re-attending between 3 & 9 months - Children	553	1,157	47.8%	60.2%	61.3%	58.9%
% of FP17s for the same patient ID Re-attending between 3 & 9 months - Adults	1,835	4,122	44.5%	51.3%	52.1%	50.8%
% of FP17s for Band 1 Urgent Courses	705	5,299	13.3%	9.5%	9.5%	9.1%
% of FP17s Relating to Free Repair or Replacements	28	5,299	0.5%	0.5%	0.6%	0.8%
% of FP17s Relating to Continuations	154	5,299	2.9%	0.8%	0.8%	0.9%
% of Patients satisfied with the dentistry they have received	0	1	N/A	92.4%	92.4%	92.5%
% of Patients satisfied with the time they had to wait for an appointment	1	1	N/A	88.4%	86.3%	87.0%

* This is based on patients treated on this contract for their most recent course of treatment. Figures in italics indicate the base number of FP17s or Patient Questionnaire responses are less than 100. N/A is shown where the base number of responses is less than 10 during the period. % is calculated as Quantity/Base number*100

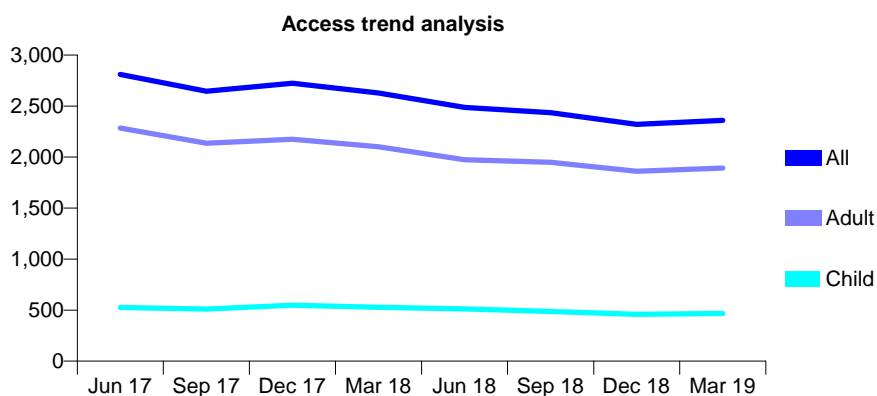
Q68 - Vital Signs At a Glance Contract Report for 179434/0004 - Year end March 2019

Name or company name	Mr M Eyrumlu & Mr A Eyrumlu
Contract type name	GDS Contract
Purpose of contract	General
Contract start date	01/06/2014
Contract end date	

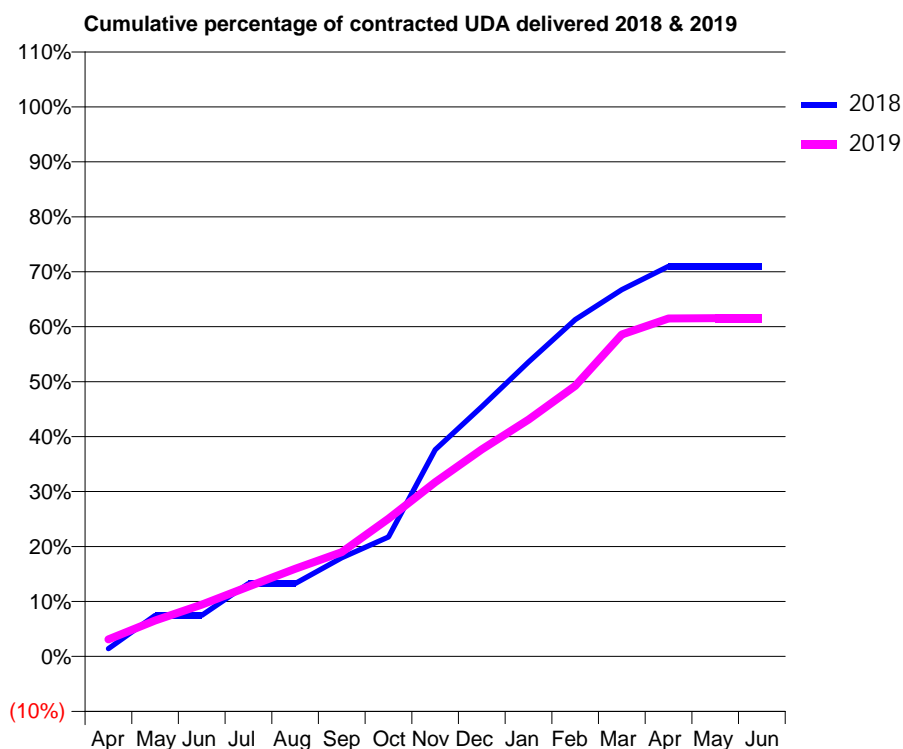
18/19 Contracted general activity (UDA)	13,369
Carry forward general activity (UDA)	0
18/19 Contracted orthodontic activity (UOA)	0
Carry forward orthodontic activity (UOA)	0
Baseline contract value	£338,844.82

ACCESS*

Patients seen in 24 months	Total	Change since previous quarter
Quarter ending March 2018	2,628	
Quarter ending June 2018	2,487	↓
Quarter ending September 2018	2,435	↓
Quarter ending December 2018	2,321	↓
Quarter ending March 2019	2,360	→
Variance since March 2018	(10.2%)	↓



ACTIVITY



Month	Adjusted Scheduled Activity (UDA)	
	2018	2019
April	132	418
May	699	873
June	699	1,261
July	1,241	1,698
August	1,241	2,134
September	1,680	2,535
October	2,036	3,348
November	3,526	4,238
December	4,256	5,036
January	5,019	5,761
February	5,742	6,581
March	6,253	7,832
April	6,652	8,221
May	6,651	8,228
June	6,651	8,229

QUALITY

	Quantity	Base Number	Contract	AT	Region	England
% of FP17s for the same patient ID Re-attending within 3 months - Children	28	524	5.3%	9.6%	11.3%	11.8%
% of FP17s for the same patient ID Re-attending within 3 months - Adults	341	2,356	14.5%	15.2%	15.4%	15.7%
% of FP17s for the same patient ID Re-attending between 3 & 9 months - Children	209	524	39.9%	60.2%	61.3%	58.9%
% of FP17s for the same patient ID Re-attending between 3 & 9 months - Adults	1,133	2,356	48.1%	51.3%	52.1%	50.8%
% of FP17s for Band 1 Urgent Courses	223	2,893	7.7%	9.5%	9.5%	9.1%
% of FP17s Relating to Free Repair or Replacements	6	2,893	0.2%	0.5%	0.6%	0.8%
% of FP17s Relating to Continuations	77	2,893	2.7%	0.8%	0.8%	0.9%
% of Patients satisfied with the dentistry they have received	3	3	N/A	92.4%	92.4%	92.5%
% of Patients satisfied with the time they had to wait for an appointment	2	3	N/A	88.4%	86.3%	87.0%

* This is based on patients treated on this contract for their most recent course of treatment. Figures in italics indicate the base number of FP17s or Patient Questionnaire responses are less than 100. N/A is shown where the base number of responses is less than 10 during the period. % is calculated as Quantity/Base number*100

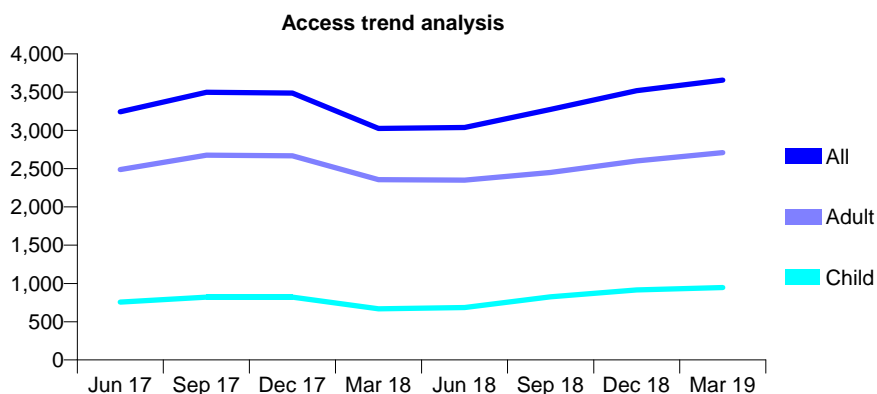
Q68 - Vital Signs At a Glance Contract Report for 179434/0005 - Year end March 2019

Name or company name	Mr M Eyrumlu & Mr A Eyrumlu
Contract type name	GDS Contract
Purpose of contract	General
Contract start date	10/05/2014
Contract end date	

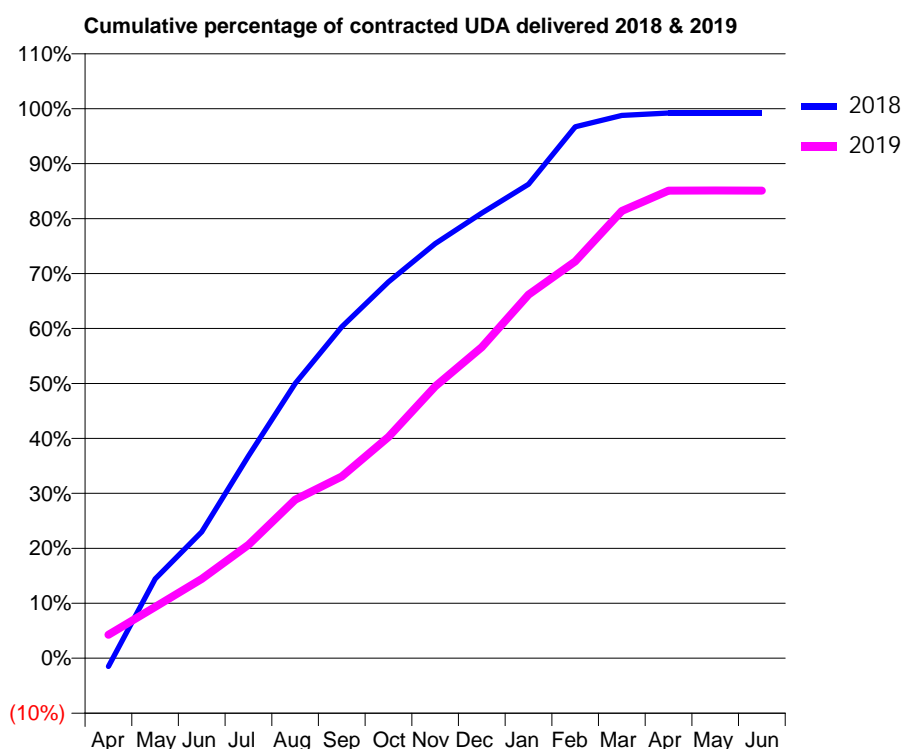
18/19 Contracted general activity (UDA)	14,000
Carry forward general activity (UDA)	113
18/19 Contracted orthodontic activity (UOA)	0
Carry forward orthodontic activity (UOA)	0
Baseline contract value	£389,181.27

ACCESS*

Patients seen in 24 months	Total	Change since previous quarter
Quarter ending March 2018	3,025	
Quarter ending June 2018	3,037	→
Quarter ending September 2018	3,274	↑
Quarter ending December 2018	3,518	↑
Quarter ending March 2019	3,657	↑
Variance since March 2018	20.9%	↑



ACTIVITY



Month	Adjusted Scheduled Activity (UDA)	
	2018	2019
April	-211	601
May	2,021	1,308
June	3,219	2,021
July	5,154	2,888
August	7,001	4,038
September	8,441	4,628
October	9,586	5,637
November	10,561	6,926
December	11,342	7,924
January	12,076	9,264
February	13,538	10,108
March	13,825	11,393
April	13,887	11,911
May	13,887	11,915
June	13,887	11,912

QUALITY

	Quantity	Base Number	Contract	AT	Region	England
% of FP17s for the same patient ID Re-attending within 3 months - Children	58	1,244	4.7%	9.6%	11.3%	11.8%
% of FP17s for the same patient ID Re-attending within 3 months - Adults	434	3,094	14.0%	15.2%	15.4%	15.7%
% of FP17s for the same patient ID Re-attending between 3 & 9 months - Children	552	1,244	44.4%	60.2%	61.3%	58.9%
% of FP17s for the same patient ID Re-attending between 3 & 9 months - Adults	1,004	3,094	32.4%	51.3%	52.1%	50.8%
% of FP17s for Band 1 Urgent Courses	393	4,469	8.8%	9.5%	9.5%	9.1%
% of FP17s Relating to Free Repair or Replacements	28	4,469	0.6%	0.5%	0.6%	0.8%
% of FP17s Relating to Continuations	82	4,469	1.8%	0.8%	0.8%	0.9%
% of Patients satisfied with the dentistry they have received	3	3	N/A	92.4%	92.4%	92.5%
% of Patients satisfied with the time they had to wait for an appointment	2	3	N/A	88.4%	86.3%	87.0%

* This is based on patients treated on this contract for their most recent course of treatment.

Figures in italics indicate the base number of FP17s or Patient Questionnaire responses are less than 100. N/A is shown where the base number of responses is less than 10 during the period. % is calculated as Quantity/Base number*100

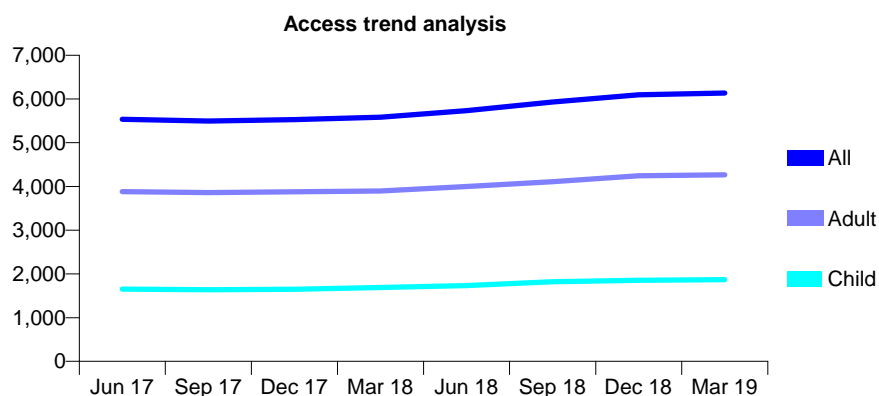
Q68 - Vital Signs At a Glance Contract Report for 179434/0006 - Year end March 2019

Name or company name	Mr M Eyrumlu & Mr A Eyrumlu
Contract type name	GDS Contract
Purpose of contract	General
Contract start date	01/12/2014
Contract end date	

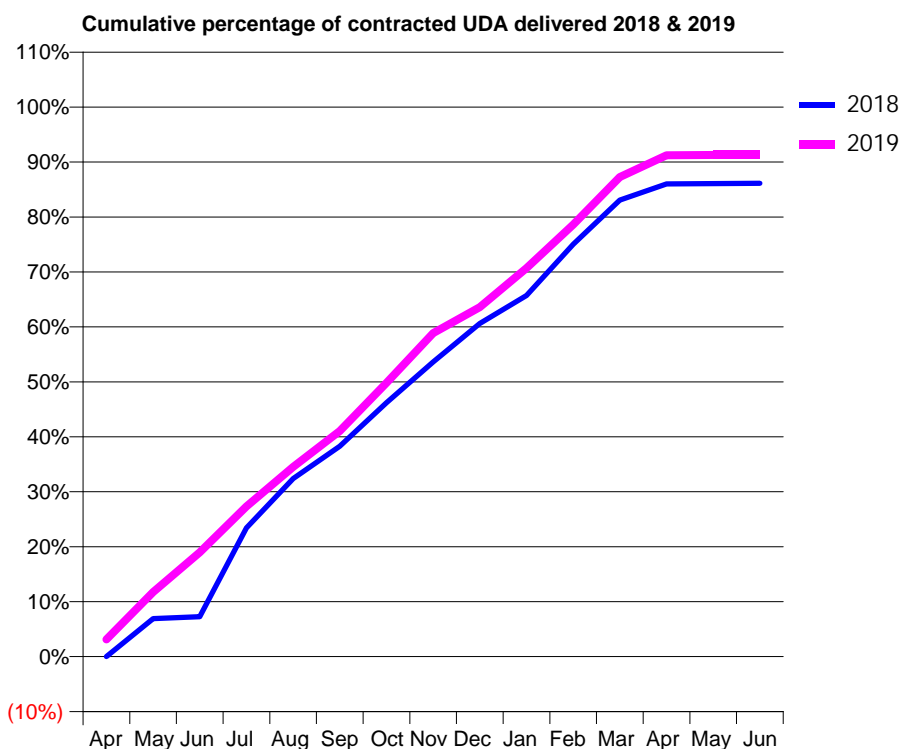
18/19 Contracted general activity (UDA)	16,022
Carry forward general activity (UDA)	0
18/19 Contracted orthodontic activity (UOA)	0
Carry forward orthodontic activity (UOA)	0
Baseline contract value	£438,004.61

ACCESS*

Patients seen in 24 months	Total	Change since previous quarter
Quarter ending March 2018	5,583	
Quarter ending June 2018	5,733	↑
Quarter ending September 2018	5,930	↑
Quarter ending December 2018	6,097	↑
Quarter ending March 2019	6,134	→
Variance since March 2018	9.9%	↑



ACTIVITY



Month	Adjusted Scheduled Activity (UDA)	
	2018	2019
April	0	505
May	1,110	1,882
June	1,166	3,041
July	3,754	4,381
August	5,194	5,532
September	6,135	6,577
October	7,403	7,980
November	8,592	9,433
December	9,709	10,188
January	10,526	11,327
February	12,021	12,596
March	13,312	13,980
April	13,782	14,616
May	13,788	14,623
June	13,800	14,624

QUALITY

	Quantity	Base Number	Contract	AT	Region	England
% of FP17s for the same patient ID Re-attending within 3 months - Children	192	2,723	7.1%	9.6%	11.3%	11.8%
% of FP17s for the same patient ID Re-attending within 3 months - Adults	805	5,664	14.2%	15.2%	15.4%	15.7%
% of FP17s for the same patient ID Re-attending between 3 & 9 months - Children	1,655	2,723	60.8%	60.2%	61.3%	58.9%
% of FP17s for the same patient ID Re-attending between 3 & 9 months - Adults	2,793	5,664	49.3%	51.3%	52.1%	50.8%
% of FP17s for Band 1 Urgent Courses	872	8,460	10.3%	9.5%	9.5%	9.1%
% of FP17s Relating to Free Repair or Replacements	26	8,460	0.3%	0.5%	0.6%	0.8%
% of FP17s Relating to Continuations	57	8,460	0.7%	0.8%	0.8%	0.9%
% of Patients satisfied with the dentistry they have received	1	1	N/A	92.4%	92.4%	92.5%
% of Patients satisfied with the time they had to wait for an appointment	1	1	N/A	88.4%	86.3%	87.0%

* This is based on patients treated on this contract for their most recent course of treatment. Figures in italics indicate the base number of FP17s or Patient Questionnaire responses are less than 100. N/A is shown where the base number of responses is less than 10 during the period. % is calculated as Quantity/Base number*100

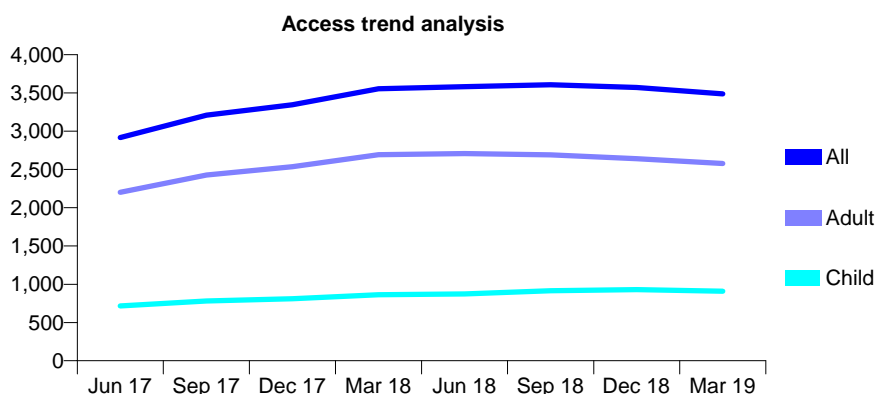
Q68 - Vital Signs At a Glance Contract Report for 179434/0007 - Year end March 2019

Name or company name	Mr M Eyrumlu & Mr A Eyrumlu
Contract type name	GDS Contract
Purpose of contract	General
Contract start date	01/09/2015
Contract end date	

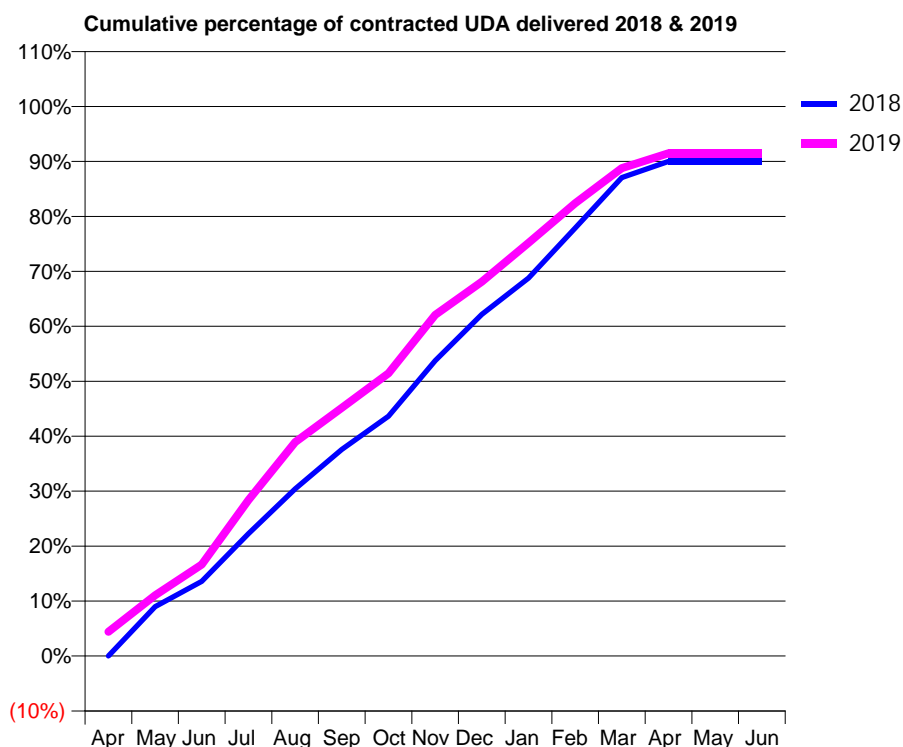
18/19 Contracted general activity (UDA)	12,631
Carry forward general activity (UDA)	0
18/19 Contracted orthodontic activity (UOA)	0
Carry forward orthodontic activity (UOA)	0
Baseline contract value	£332,341.36

ACCESS*

Patients seen in 24 months	Total	Change since previous quarter
Quarter ending March 2018	3,554	
Quarter ending June 2018	3,580	→
Quarter ending September 2018	3,607	→
Quarter ending December 2018	3,571	→
Quarter ending March 2019	3,487	↓
Variance since March 2018	(1.9%)	↓



ACTIVITY



Month	Adjusted Scheduled Activity (UDA)	
	2018	2019
April	0	561
May	1,136	1,396
June	1,719	2,101
July	2,812	3,585
August	3,842	4,917
September	4,745	5,701
October	5,513	6,499
November	6,789	7,842
December	7,851	8,603
January	8,689	9,497
February	9,837	10,408
March	10,996	11,212
April	11,368	11,558
May	11,368	11,558
June	11,368	11,558

QUALITY

	Quantity	Base Number	Contract	AT	Region	England
% of FP17s for the same patient ID Re-attending within 3 months - Children	124	1,123	11.0%	9.6%	11.3%	11.8%
% of FP17s for the same patient ID Re-attending within 3 months - Adults	581	3,137	18.5%	15.2%	15.4%	15.7%
% of FP17s for the same patient ID Re-attending between 3 & 9 months - Children	482	1,123	42.9%	60.2%	61.3%	58.9%
% of FP17s for the same patient ID Re-attending between 3 & 9 months - Adults	1,120	3,137	35.7%	51.3%	52.1%	50.8%
% of FP17s for Band 1 Urgent Courses	1,195	4,202	28.4%	9.5%	9.5%	9.1%
% of FP17s Relating to Free Repair or Replacements	19	4,202	0.5%	0.5%	0.6%	0.8%
% of FP17s Relating to Continuations	80	4,202	1.9%	0.8%	0.8%	0.9%
% of Patients satisfied with the dentistry they have received	3	3	N/A	92.4%	92.4%	92.5%
% of Patients satisfied with the time they had to wait for an appointment	3	3	N/A	88.4%	86.3%	87.0%

* This is based on patients treated on this contract for their most recent course of treatment. Figures in italics indicate the base number of FP17s or Patient Questionnaire responses are less than 100. N/A is shown where the base number of responses is less than 10 during the period. % is calculated as Quantity/Base number*100

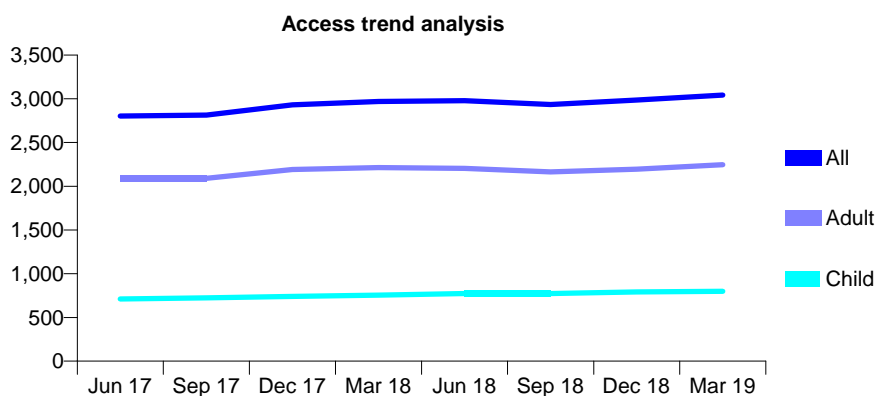
Q68 - Vital Signs At a Glance Contract Report for 179655/0001 - Year end March 2019

Name or company name	S Oikonomou
Contract type name	GDS Contract
Purpose of contract	General
Contract start date	01/09/2012
Contract end date	

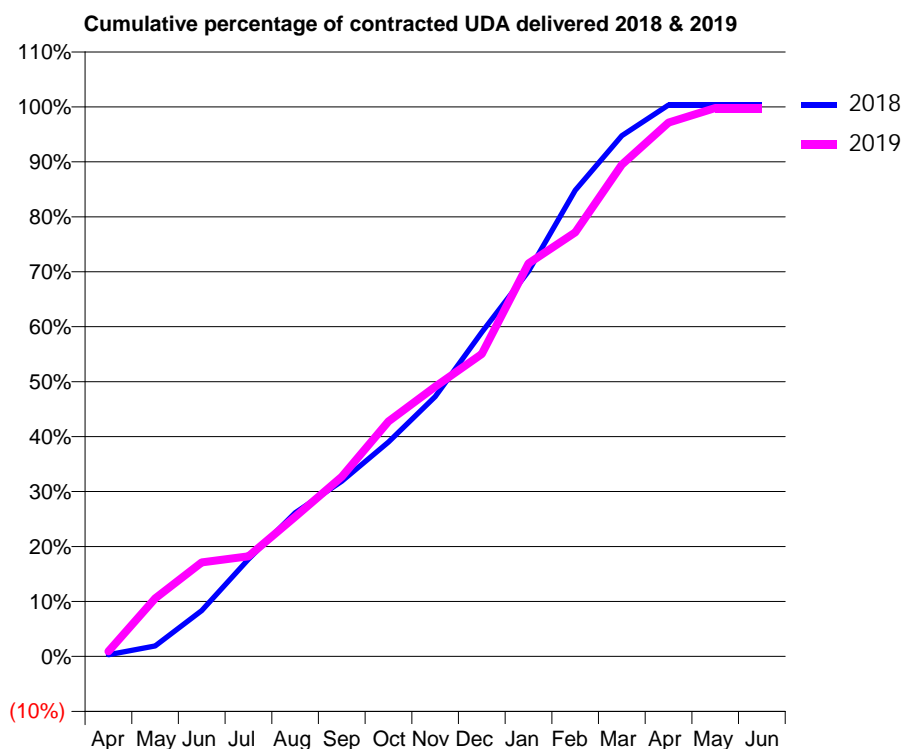
18/19 Contracted general activity (UDA)	9,106
Carry forward general activity (UDA)	0
18/19 Contracted orthodontic activity (UOA)	0
Carry forward orthodontic activity (UOA)	0
Baseline contract value	£220,492.38

ACCESS*

Patients seen in 24 months	Total	Change since previous quarter
Quarter ending March 2018	2,969	
Quarter ending June 2018	2,978	→
Quarter ending September 2018	2,935	↓
Quarter ending December 2018	2,986	→
Quarter ending March 2019	3,044	→
Variance since March 2018	2.5%	↑



ACTIVITY



Month	Adjusted Scheduled Activity (UDA)	
	2018	2019
April	28	84
May	173	961
June	762	1,559
July	1,613	1,657
August	2,381	2,314
September	2,902	2,977
October	3,552	3,895
November	4,305	4,469
December	5,372	5,011
January	6,383	6,511
February	7,723	7,026
March	8,628	8,149
April	9,137	8,844
May	9,137	9,086
June	9,137	9,086

QUALITY

	Quantity	Base Number	Contract	AT	Region	England
% of FP17s for the same patient ID Re-attending within 3 months - Children	37	997	3.7%	9.6%	11.3%	11.8%
% of FP17s for the same patient ID Re-attending within 3 months - Adults	249	2,652	9.4%	15.2%	15.4%	15.7%
% of FP17s for the same patient ID Re-attending between 3 & 9 months - Children	572	997	57.4%	60.2%	61.3%	58.9%
% of FP17s for the same patient ID Re-attending between 3 & 9 months - Adults	1,505	2,652	56.7%	51.3%	52.1%	50.8%
% of FP17s for Band 1 Urgent Courses	278	3,728	7.5%	9.5%	9.5%	9.1%
% of FP17s Relating to Free Repair or Replacements	21	3,728	0.6%	0.5%	0.6%	0.8%
% of FP17s Relating to Continuations	4	3,728	0.1%	0.8%	0.8%	0.9%
% of Patients satisfied with the dentistry they have received	1	1	N/A	92.4%	92.4%	92.5%
% of Patients satisfied with the time they had to wait for an appointment	1	1	N/A	88.4%	86.3%	87.0%

* This is based on patients treated on this contract for their most recent course of treatment. Figures in italics indicate the base number of FP17s or Patient Questionnaire responses are less than 100. N/A is shown where the base number of responses is less than 10 during the period. % is calculated as Quantity/Base number*100

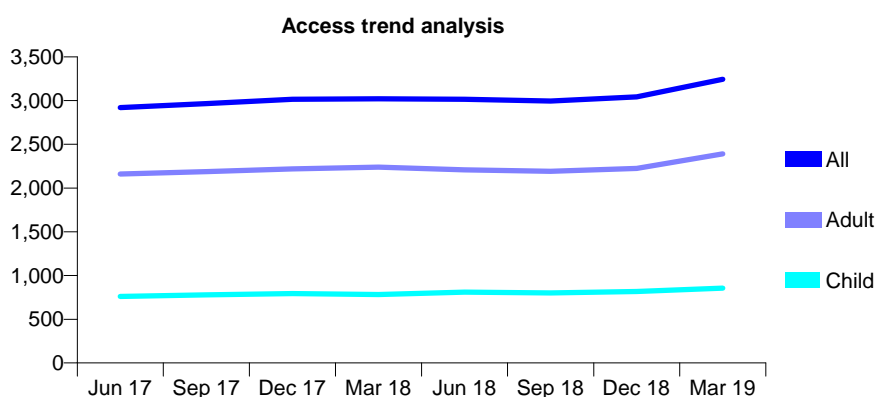
Q68 - Vital Signs At a Glance Contract Report for 180408/0001 - Year end March 2019

Name or company name	Richard Johns Limited
Contract type name	GDS Contract
Purpose of contract	General
Contract start date	01/09/2011
Contract end date	

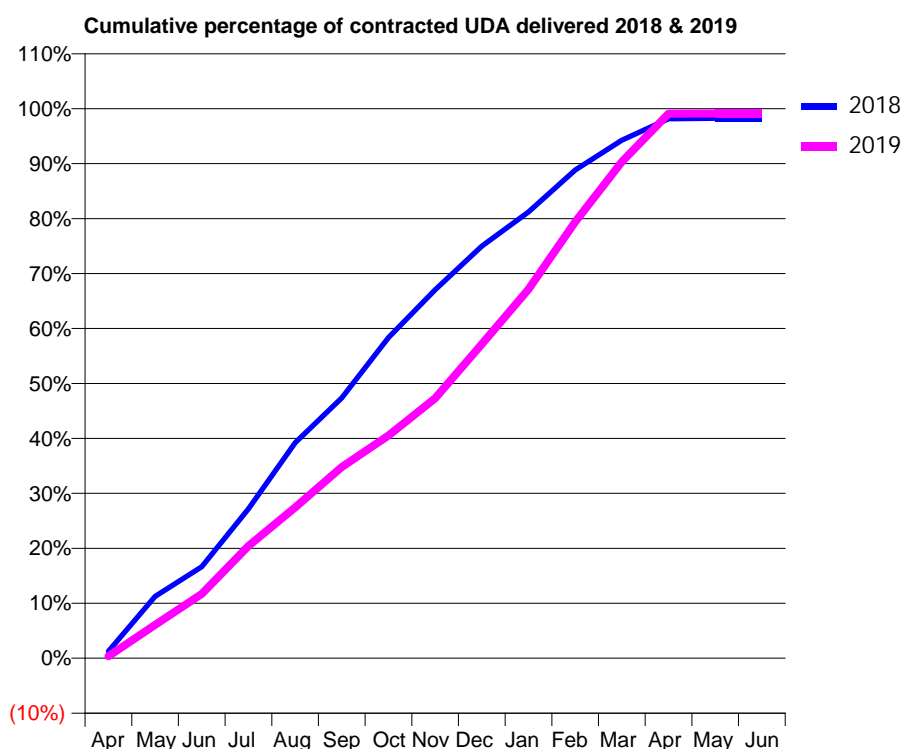
18/19 Contracted general activity (UDA)	10,342
Carry forward general activity (UDA)	181
18/19 Contracted orthodontic activity (UOA)	0
Carry forward orthodontic activity (UOA)	0
Baseline contract value	£291,168.06

ACCESS*

Patients seen in 24 months	Total	Change since previous quarter
Quarter ending March 2018	3,021	
Quarter ending June 2018	3,016	→
Quarter ending September 2018	2,994	→
Quarter ending December 2018	3,041	→
Quarter ending March 2019	3,245	↑
Variance since March 2018	7.4%	↑



ACTIVITY



Month	Adjusted Scheduled Activity (UDA)	
	2018	2019
April	132	39
May	1,162	630
June	1,719	1,207
July	2,813	2,116
August	4,053	2,839
September	4,899	3,596
October	6,036	4,190
November	6,936	4,891
December	7,754	5,911
January	8,399	6,943
February	9,188	8,213
March	9,748	9,343
April	10,152	10,249
May	10,161	10,251
June	10,161	10,251

QUALITY

	Quantity	Base Number	Contract	AT	Region	England
% of FP17s for the same patient ID Re-attending within 3 months - Children	70	1,336	5.2%	9.6%	11.3%	11.8%
% of FP17s for the same patient ID Re-attending within 3 months - Adults	462	3,355	13.8%	15.2%	15.4%	15.7%
% of FP17s for the same patient ID Re-attending between 3 & 9 months - Children	871	1,336	65.2%	60.2%	61.3%	58.9%
% of FP17s for the same patient ID Re-attending between 3 & 9 months - Adults	1,936	3,355	57.7%	51.3%	52.1%	50.8%
% of FP17s for Band 1 Urgent Courses	300	3,697	8.1%	9.5%	9.5%	9.1%
% of FP17s Relating to Free Repair or Replacements	30	3,697	0.8%	0.5%	0.6%	0.8%
% of FP17s Relating to Continuations	38	3,697	1.0%	0.8%	0.8%	0.9%
% of Patients satisfied with the dentistry they have received	0	0	N/A	92.4%	92.4%	92.5%
% of Patients satisfied with the time they had to wait for an appointment	0	0	N/A	88.4%	86.3%	87.0%

* This is based on patients treated on this contract for their most recent course of treatment.

Figures in italics indicate the base number of FP17s or Patient Questionnaire responses are less than 100. N/A is shown where the base number of responses is less than 10 during the period. % is calculated as Quantity/Base number*100

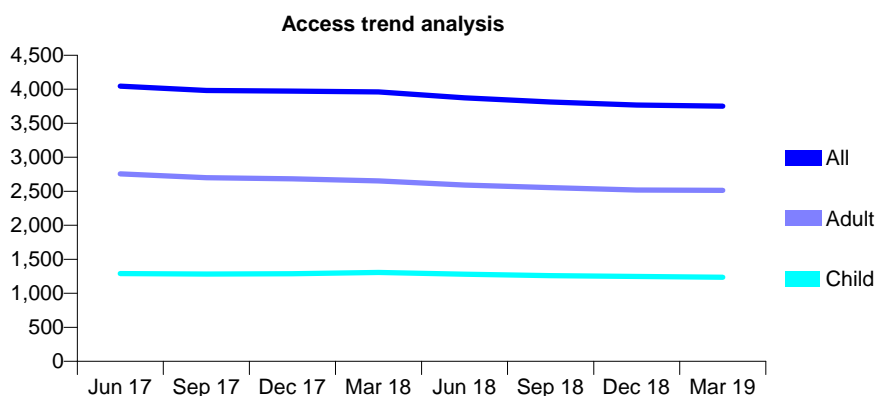
Q68 - Vital Signs At a Glance Contract Report for 182451/0001 - Year end March 2019

Name or company name	Dentistree Horley Ltd
Contract type name	GDS Contract
Purpose of contract	General
Contract start date	01/12/2008
Contract end date	

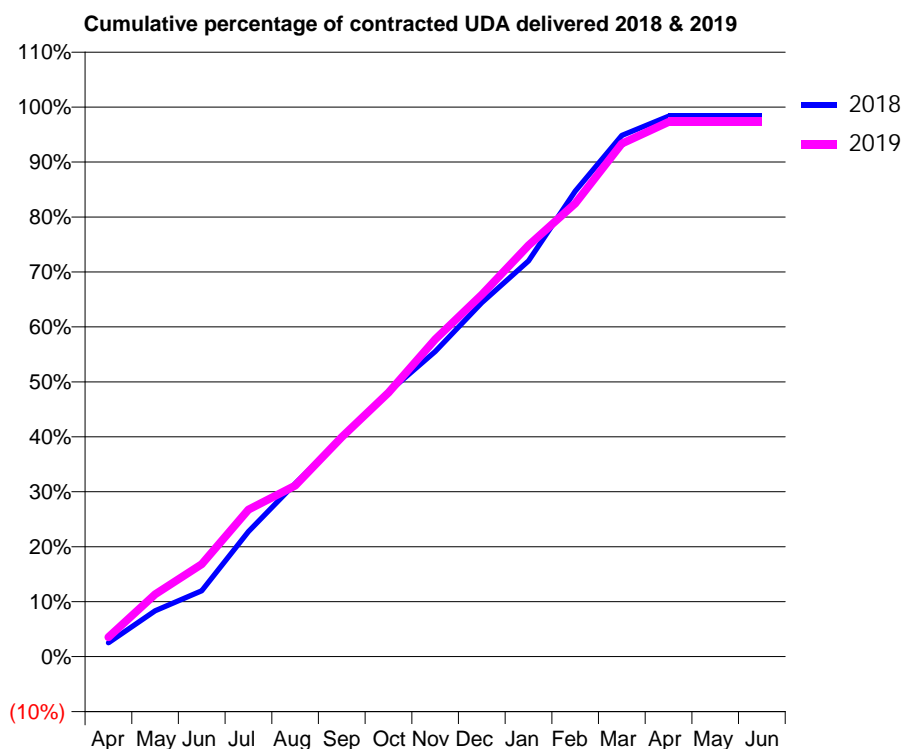
18/19 Contracted general activity (UDA)	11,250
Carry forward general activity (UDA)	186
18/19 Contracted orthodontic activity (UOA)	0
Carry forward orthodontic activity (UOA)	0
Baseline contract value	£308,294.99

ACCESS*

Patients seen in 24 months	Total	Change since previous quarter
Quarter ending March 2018	3,961	
Quarter ending June 2018	3,874	↓
Quarter ending September 2018	3,812	↓
Quarter ending December 2018	3,768	↓
Quarter ending March 2019	3,751	→
Variance since March 2018	(5.3%)	↓



ACTIVITY



Month	Adjusted Scheduled Activity (UDA)	
	2018	2019
April	282	397
May	938	1,276
June	1,349	1,892
July	2,558	3,011
August	3,544	3,502
September	4,480	4,493
October	5,418	5,404
November	6,248	6,495
December	7,244	7,410
January	8,101	8,418
February	9,529	9,277
March	10,671	10,500
April	11,063	10,944
May	11,063	10,944
June	11,063	10,944

QUALITY

	Quantity	Base Number	Contract	AT	Region	England
% of FP17s for the same patient ID Re-attending within 3 months - Children	174	2,305	7.5%	9.6%	11.3%	11.8%
% of FP17s for the same patient ID Re-attending within 3 months - Adults	526	3,844	13.7%	15.2%	15.4%	15.7%
% of FP17s for the same patient ID Re-attending between 3 & 9 months - Children	1,744	2,305	75.7%	60.2%	61.3%	58.9%
% of FP17s for the same patient ID Re-attending between 3 & 9 months - Adults	2,442	3,844	63.5%	51.3%	52.1%	50.8%
% of FP17s for Band 1 Urgent Courses	585	6,177	9.5%	9.5%	9.5%	9.1%
% of FP17s Relating to Free Repair or Replacements	35	6,177	0.6%	0.5%	0.6%	0.8%
% of FP17s Relating to Continuations	57	6,177	0.9%	0.8%	0.8%	0.9%
% of Patients satisfied with the dentistry they have received	1	1	N/A	92.4%	92.4%	92.5%
% of Patients satisfied with the time they had to wait for an appointment	1	1	N/A	88.4%	86.3%	87.0%

* This is based on patients treated on this contract for their most recent course of treatment. Figures in italics indicate the base number of FP17s or Patient Questionnaire responses are less than 100. N/A is shown where the base number of responses is less than 10 during the period. % is calculated as Quantity/Base number*100

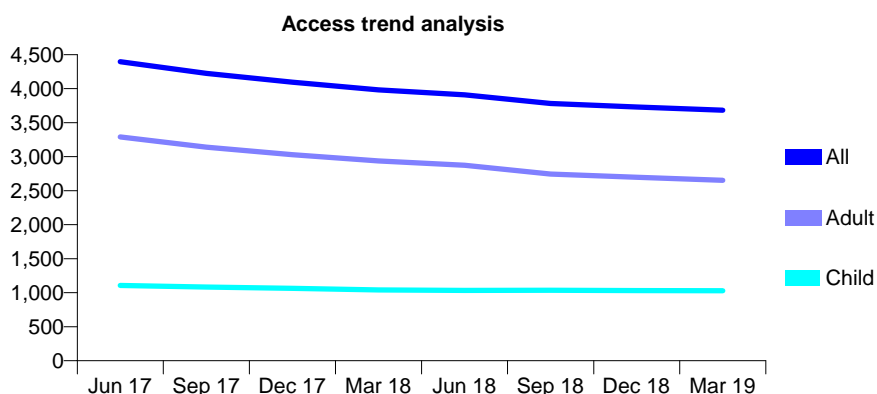
Q68 - Vital Signs At a Glance Contract Report for 185396/0001 - Year end March 2019

Name or company name	Crowborough Dental Care Ltd
Contract type name	GDS Contract
Purpose of contract	General
Contract start date	21/01/2011
Contract end date	

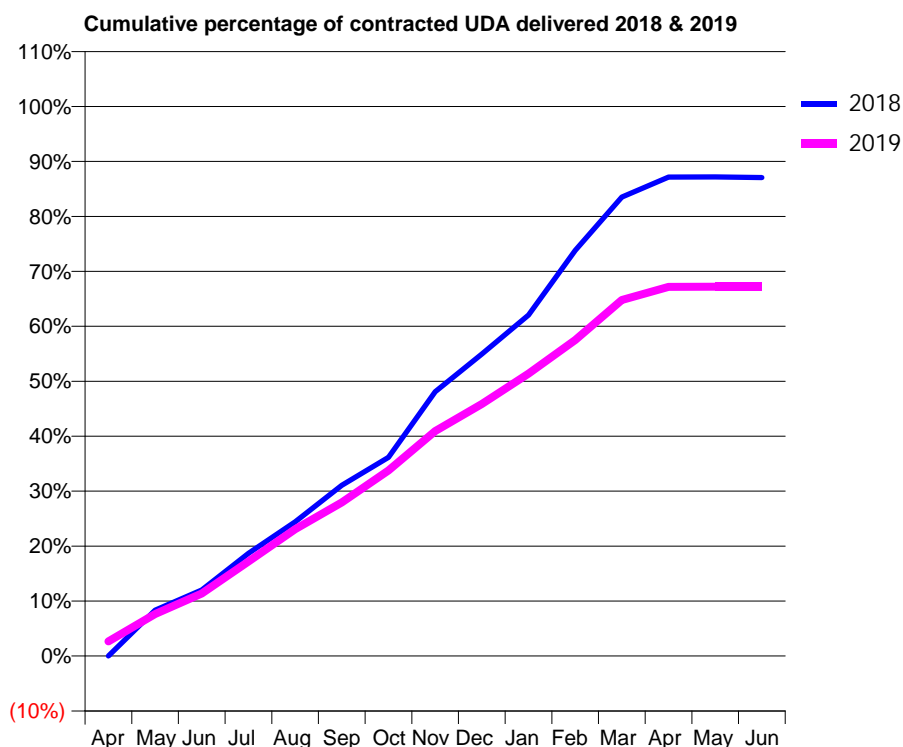
18/19 Contracted general activity (UDA)	15,692
Carry forward general activity (UDA)	0
18/19 Contracted orthodontic activity (UOA)	0
Carry forward orthodontic activity (UOA)	0
Baseline contract value	£394,511.48

ACCESS*

Patients seen in 24 months	Total	Change since previous quarter
Quarter ending March 2018	3,981	
Quarter ending June 2018	3,909	↓
Quarter ending September 2018	3,781	↓
Quarter ending December 2018	3,730	↓
Quarter ending March 2019	3,684	↓
Variance since March 2018	(7.5%)	↓



ACTIVITY



Month	Adjusted Scheduled Activity (UDA)	
	2018	2019
April	0	417
May	974	1,202
June	1,405	1,786
July	2,185	2,698
August	2,854	3,622
September	3,632	4,386
October	4,225	5,297
November	5,625	6,422
December	6,425	7,196
January	7,253	8,064
February	8,631	9,022
March	9,764	10,164
April	10,190	10,544
May	10,193	10,546
June	10,178	10,547

QUALITY

	Quantity	Base Number	Contract	AT	Region	England
% of FP17s for the same patient ID Re-attending within 3 months - Children	102	1,329	7.7%	9.6%	11.3%	11.8%
% of FP17s for the same patient ID Re-attending within 3 months - Adults	468	3,087	15.2%	15.2%	15.4%	15.7%
% of FP17s for the same patient ID Re-attending between 3 & 9 months - Children	639	1,329	48.1%	60.2%	61.3%	58.9%
% of FP17s for the same patient ID Re-attending between 3 & 9 months - Adults	1,272	3,087	41.2%	51.3%	52.1%	50.8%
% of FP17s for Band 1 Urgent Courses	595	4,409	13.5%	9.5%	9.5%	9.1%
% of FP17s Relating to Free Repair or Replacements	28	4,409	0.6%	0.5%	0.6%	0.8%
% of FP17s Relating to Continuations	56	4,409	1.3%	0.8%	0.8%	0.9%
% of Patients satisfied with the dentistry they have received	1	1	N/A	92.4%	92.4%	92.5%
% of Patients satisfied with the time they had to wait for an appointment	1	1	N/A	88.4%	86.3%	87.0%

* This is based on patients treated on this contract for their most recent course of treatment. Figures in italics indicate the base number of FP17s or Patient Questionnaire responses are less than 100. N/A is shown where the base number of responses is less than 10 during the period. % is calculated as Quantity/Base number*100

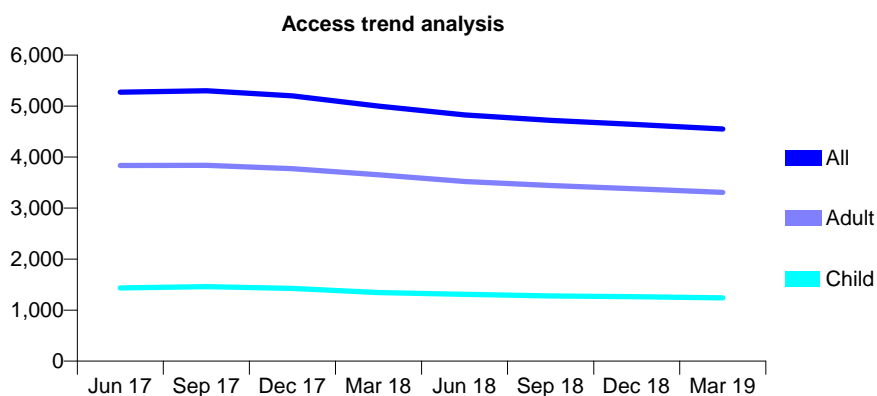
Q68 - Vital Signs At a Glance Contract Report for 185825/0001 - Year end March 2019

Name or company name	Horsham Dental Care Ltd
Contract type name	GDS Contract
Purpose of contract	General
Contract start date	01/11/2007
Contract end date	

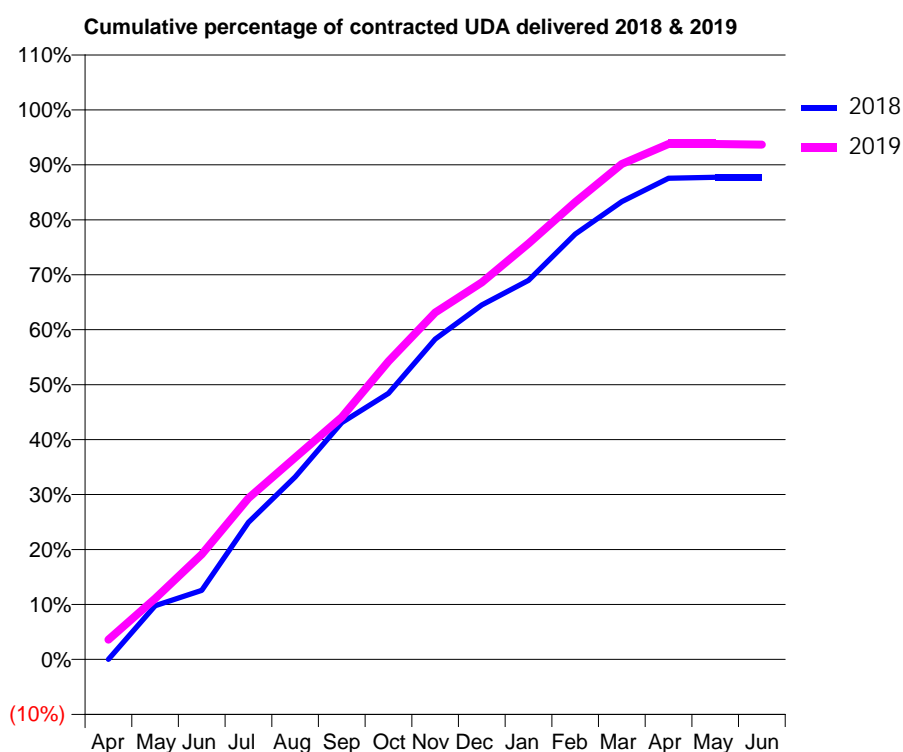
18/19 Contracted general activity (UDA)	14,482
Carry forward general activity (UDA)	0
18/19 Contracted orthodontic activity (UOA)	0
Carry forward orthodontic activity (UOA)	0
Baseline contract value	£387,816.46

ACCESS*

Patients seen in 24 months	Total	Change since previous quarter
Quarter ending March 2018	4,999	
Quarter ending June 2018	4,827	↓
Quarter ending September 2018	4,720	↓
Quarter ending December 2018	4,639	↓
Quarter ending March 2019	4,550	↓
Variance since March 2018	(9.0%)	↓



ACTIVITY



Month	Adjusted Scheduled Activity (UDA)	
	2018	2019
April	0	522
May	1,414	1,605
June	1,817	2,768
July	3,610	4,250
August	4,808	5,322
September	6,239	6,384
October	7,013	7,856
November	8,441	9,144
December	9,338	9,935
January	9,991	10,959
February	11,209	12,051
March	12,063	13,054
April	12,681	13,580
May	12,704	13,580
June	12,704	13,564

QUALITY

	Quantity	Base Number	Contract	AT	Region	England
% of FP17s for the same patient ID Re-attending within 3 months - Children	88	1,606	5.5%	9.6%	11.3%	11.8%
% of FP17s for the same patient ID Re-attending within 3 months - Adults	489	3,904	12.5%	15.2%	15.4%	15.7%
% of FP17s for the same patient ID Re-attending between 3 & 9 months - Children	730	1,606	45.5%	60.2%	61.3%	58.9%
% of FP17s for the same patient ID Re-attending between 3 & 9 months - Adults	1,531	3,904	39.2%	51.3%	52.1%	50.8%
% of FP17s for Band 1 Urgent Courses	481	5,386	8.9%	9.5%	9.5%	9.1%
% of FP17s Relating to Free Repair or Replacements	0	5,386	0.0%	0.5%	0.6%	0.8%
% of FP17s Relating to Continuations	66	5,386	1.2%	0.8%	0.8%	0.9%
% of Patients satisfied with the dentistry they have received	0	0	N/A	92.4%	92.4%	92.5%
% of Patients satisfied with the time they had to wait for an appointment	0	0	N/A	88.4%	86.3%	87.0%

* This is based on patients treated on this contract for their most recent course of treatment.

Figures in italics indicate the base number of FP17s or Patient Questionnaire responses are less than 100. N/A is shown where the base number of responses is less than 10 during the period. % is calculated as Quantity/Base number*100

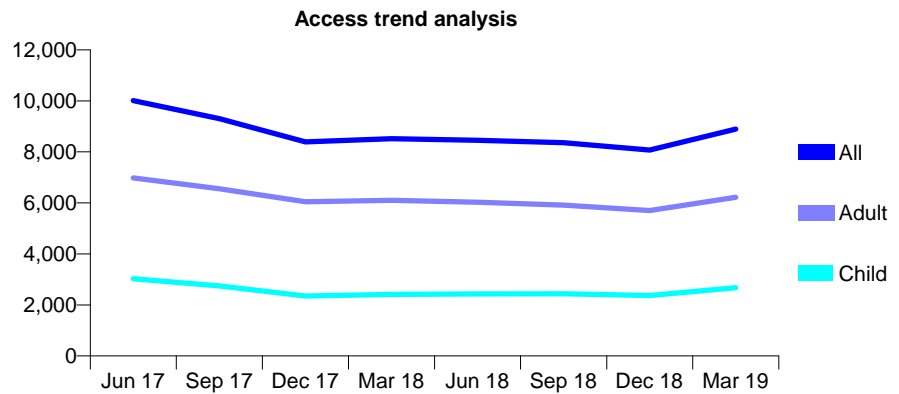
Q68 - Vital Signs At a Glance Contract Report for 186031/0001 - Year end March 2019

Name or company name	Holbrook Practice Ltd
Contract type name	GDS Contract
Purpose of contract	General
Contract start date	01/04/2010
Contract end date	

18/19 Contracted general activity (UDA)	25,652
Carry forward general activity (UDA)	25
18/19 Contracted orthodontic activity (UOA)	0
Carry forward orthodontic activity (UOA)	0
Baseline contract value	£663,130.43

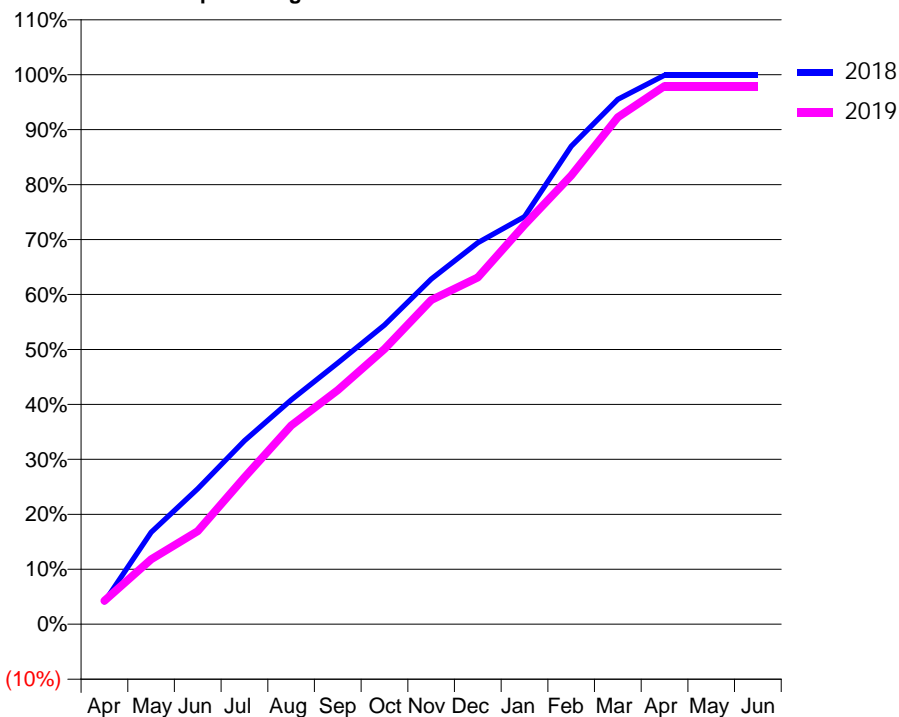
ACCESS*

Patients seen in 24 months	Total	Change since previous quarter
Quarter ending March 2018	8,517	
Quarter ending June 2018	8,457	→
Quarter ending September 2018	8,356	↓
Quarter ending December 2018	8,069	↓
Quarter ending March 2019	8,893	↑
Variance since March 2018	4.4%	↑



ACTIVITY

Cumulative percentage of contracted UDA delivered 2018 & 2019



Month	Adjusted Scheduled Activity (UDA)	
	2018	2019
April	1,045	1,099
May	4,292	3,028
June	6,328	4,344
July	8,566	6,854
August	10,467	9,269
September	12,198	10,929
October	13,967	12,843
November	16,111	15,132
December	17,807	16,185
January	19,017	18,642
February	22,309	20,945
March	24,498	23,664
April	25,624	25,122
May	25,627	25,120
June	25,627	25,120

QUALITY

	Quantity	Base Number	Contract	AT	Region	England
% of FP17s for the same patient ID Re-attending within 3 months - Children	238	3,915	6.1%	9.6%	11.3%	11.8%
% of FP17s for the same patient ID Re-attending within 3 months - Adults	829	8,307	10.0%	15.2%	15.4%	15.7%
% of FP17s for the same patient ID Re-attending between 3 & 9 months - Children	1,915	3,915	48.9%	60.2%	61.3%	58.9%
% of FP17s for the same patient ID Re-attending between 3 & 9 months - Adults	4,202	8,307	50.6%	51.3%	52.1%	50.8%
% of FP17s for Band 1 Urgent Courses	1,006	12,335	8.2%	9.5%	9.5%	9.1%
% of FP17s Relating to Free Repair or Replacements	35	12,335	0.3%	0.5%	0.6%	0.8%
% of FP17s Relating to Continuations	64	12,335	0.5%	0.8%	0.8%	0.9%
% of Patients satisfied with the dentistry they have received	5	5	N/A	92.4%	92.4%	92.5%
% of Patients satisfied with the time they had to wait for an appointment	3	5	N/A	88.4%	86.3%	87.0%

* This is based on patients treated on this contract for their most recent course of treatment.

Figures in italics indicate the base number of FP17s or Patient Questionnaire responses are less than 100. N/A is shown where the base number of responses is less than 10 during the period. % is calculated as Quantity/Base number*100

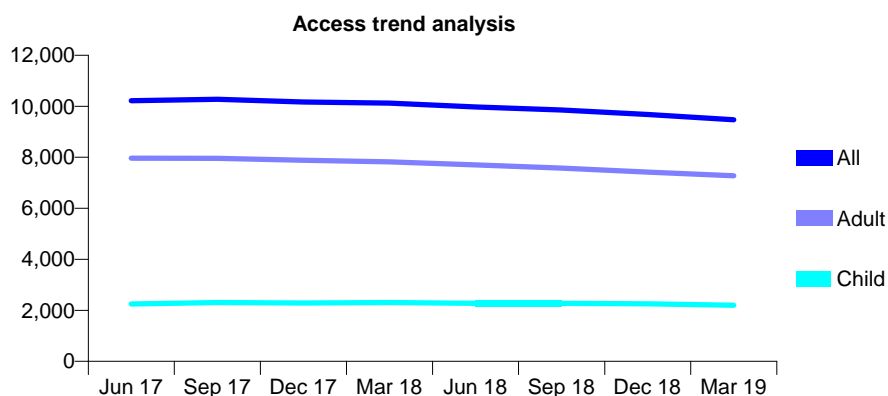
Q68 - Vital Signs At a Glance Contract Report for 186643/0002 - Year end March 2019

Name or company name	Moat Road Dental Care
Contract type name	GDS Contract
Purpose of contract	General
Contract start date	01/09/2008
Contract end date	

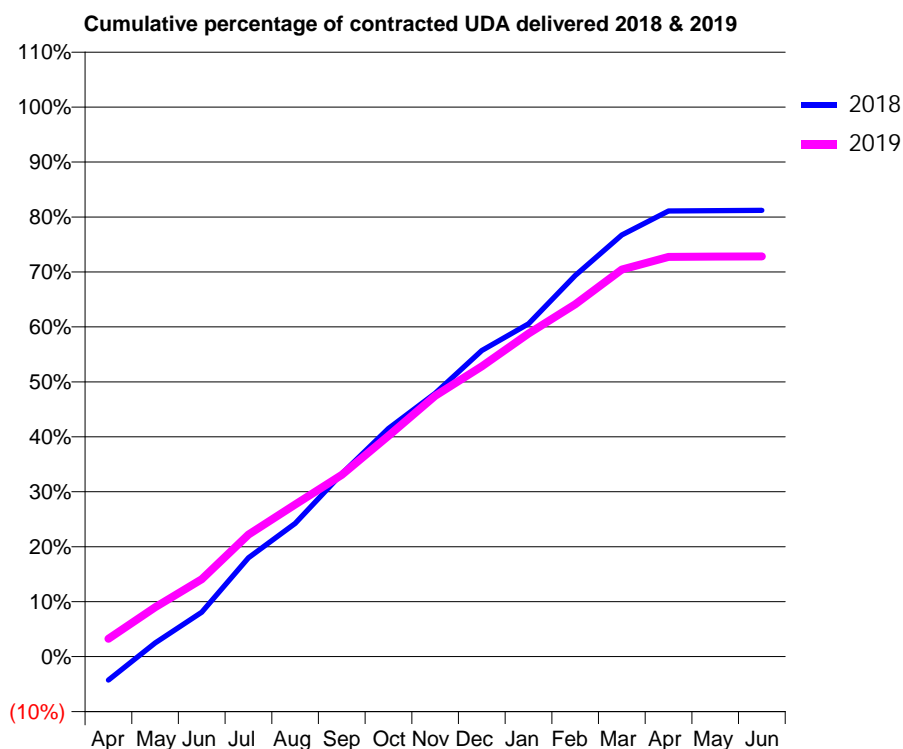
18/19 Contracted general activity (UDA)	37,171
Carry forward general activity (UDA)	0
18/19 Contracted orthodontic activity (UOA)	0
Carry forward orthodontic activity (UOA)	0
Baseline contract value	£917,533.75

ACCESS*

Patients seen in 24 months	Total	Change since previous quarter
Quarter ending March 2018	10,128	
Quarter ending June 2018	9,974	↓
Quarter ending September 2018	9,851	↓
Quarter ending December 2018	9,674	↓
Quarter ending March 2019	9,474	↓
Variance since March 2018	(6.5%)	↓



ACTIVITY



Month	Adjusted Scheduled Activity (UDA)	
	2018	2019
April	-1,462	1,208
May	851	3,342
June	2,764	5,239
July	6,148	8,262
August	8,284	10,290
September	11,370	12,288
October	14,181	14,930
November	16,372	17,641
December	19,035	19,634
January	20,695	21,856
February	23,704	23,832
March	26,216	26,183
April	27,709	27,042
May	27,728	27,058
June	27,746	27,062

QUALITY

	Quantity	Base Number	Contract	AT	Region	England
% of FP17s for the same patient ID Re-attending within 3 months - Children	229	2,947	7.8%	9.6%	11.3%	11.8%
% of FP17s for the same patient ID Re-attending within 3 months - Adults	1,213	9,023	13.4%	15.2%	15.4%	15.7%
% of FP17s for the same patient ID Re-attending between 3 & 9 months - Children	1,587	2,947	53.9%	60.2%	61.3%	58.9%
% of FP17s for the same patient ID Re-attending between 3 & 9 months - Adults	4,415	9,023	48.9%	51.3%	52.1%	50.8%
% of FP17s for Band 1 Urgent Courses	1,009	11,793	8.6%	9.5%	9.5%	9.1%
% of FP17s Relating to Free Repair or Replacements	128	11,793	1.1%	0.5%	0.6%	0.8%
% of FP17s Relating to Continuations	303	11,793	2.6%	0.8%	0.8%	0.9%
% of Patients satisfied with the dentistry they have received	5	5	N/A	92.4%	92.4%	92.5%
% of Patients satisfied with the time they had to wait for an appointment	5	5	N/A	88.4%	86.3%	87.0%

* This is based on patients treated on this contract for their most recent course of treatment. Figures in italics indicate the base number of FP17s or Patient Questionnaire responses are less than 100. N/A is shown where the base number of responses is less than 10 during the period. % is calculated as Quantity/Base number*100

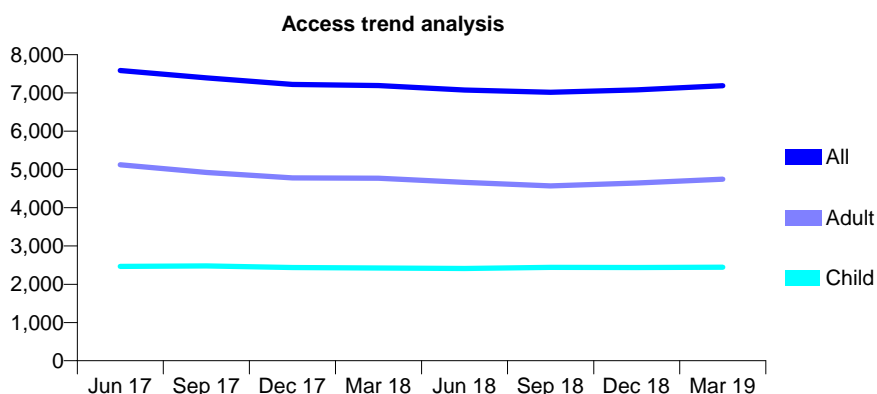
Q68 - Vital Signs At a Glance Contract Report for 188255/0001 - Year end March 2019

Name or company name	Mr A Vaidya and Mrs S Vaidya
Contract type name	GDS Contract
Purpose of contract	General
Contract start date	15/12/2008
Contract end date	

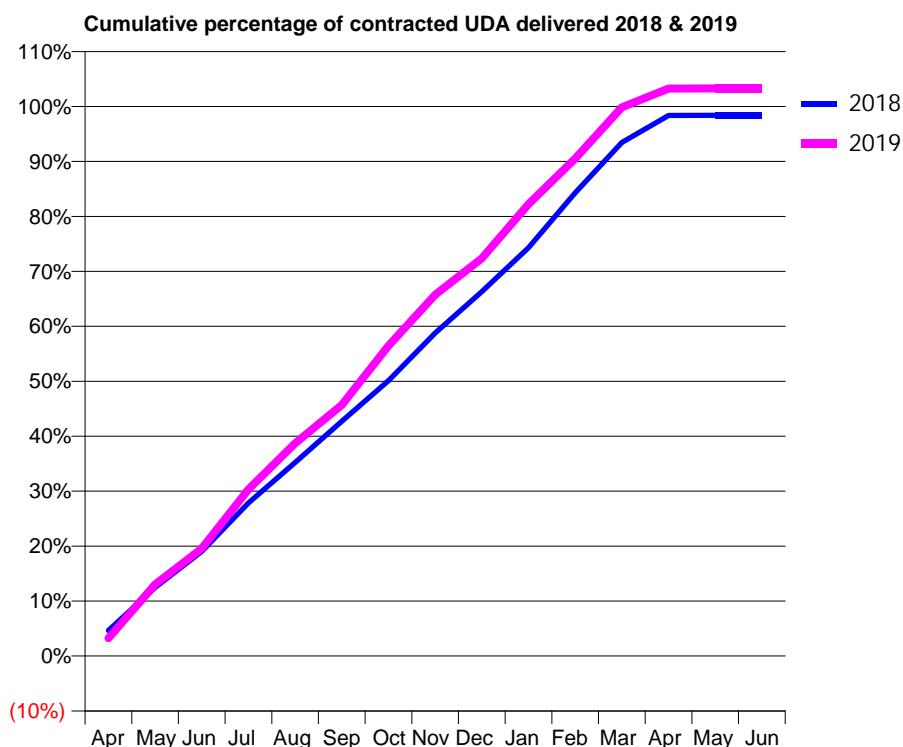
18/19 Contracted general activity (UDA)	13,000
Carry forward general activity (UDA)	224
18/19 Contracted orthodontic activity (UOA)	0
Carry forward orthodontic activity (UOA)	0
Baseline contract value	£356,779.91

ACCESS*

Patients seen in 24 months	Total	Change since previous quarter
Quarter ending March 2018	7,193	
Quarter ending June 2018	7,073	↓
Quarter ending September 2018	7,015	→
Quarter ending December 2018	7,083	→
Quarter ending March 2019	7,191	→
Variance since March 2018	(0.0%)	→



ACTIVITY



Month	Adjusted Scheduled Activity (UDA)	
	2018	2019
April	652	421
May	1,748	1,696
June	2,665	2,541
July	3,897	3,941
August	4,931	5,032
September	5,981	5,939
October	7,015	7,340
November	8,229	8,547
December	9,283	9,407
January	10,400	10,691
February	11,802	11,768
March	13,081	12,981
April	13,772	13,421
May	13,776	13,424
June	13,776	13,428

QUALITY

	Quantity	Base Number	Contract	AT	Region	England
% of FP17s for the same patient ID Re-attending within 3 months - Children	204	3,453	5.9%	9.6%	11.3%	11.8%
% of FP17s for the same patient ID Re-attending within 3 months - Adults	615	5,833	10.5%	15.2%	15.4%	15.7%
% of FP17s for the same patient ID Re-attending between 3 & 9 months - Children	2,044	3,453	59.2%	60.2%	61.3%	58.9%
% of FP17s for the same patient ID Re-attending between 3 & 9 months - Adults	3,053	5,833	52.3%	51.3%	52.1%	50.8%
% of FP17s for Band 1 Urgent Courses	725	8,549	8.5%	9.5%	9.5%	9.1%
% of FP17s Relating to Free Repair or Replacements	37	8,549	0.4%	0.5%	0.6%	0.8%
% of FP17s Relating to Continuations	50	8,549	0.6%	0.8%	0.8%	0.9%
% of Patients satisfied with the dentistry they have received	6	6	N/A	92.4%	92.4%	92.5%
% of Patients satisfied with the time they had to wait for an appointment	5	6	N/A	88.4%	86.3%	87.0%

* This is based on patients treated on this contract for their most recent course of treatment. Figures in italics indicate the base number of FP17s or Patient Questionnaire responses are less than 100. N/A is shown where the base number of responses is less than 10 during the period. % is calculated as Quantity/Base number*100

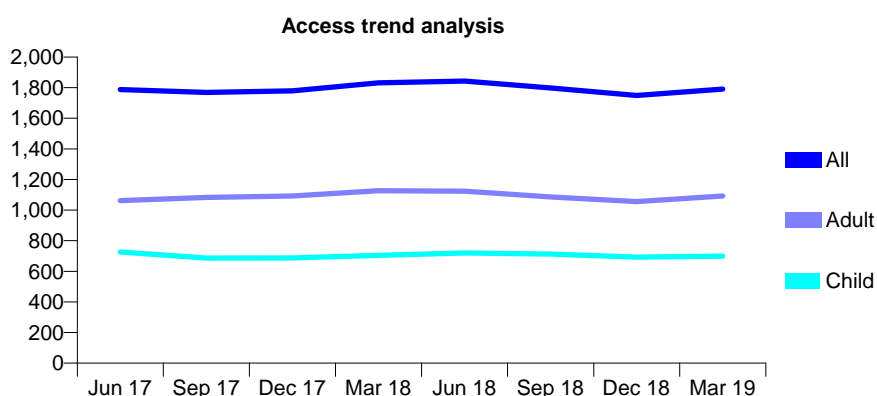
Q68 - Vital Signs At a Glance Contract Report for 188751/0002 - Year end March 2019

Name or company name	Mr P Boamah & Mr C Amin.
Contract type name	GDS Contract
Purpose of contract	General
Contract start date	01/04/2011
Contract end date	

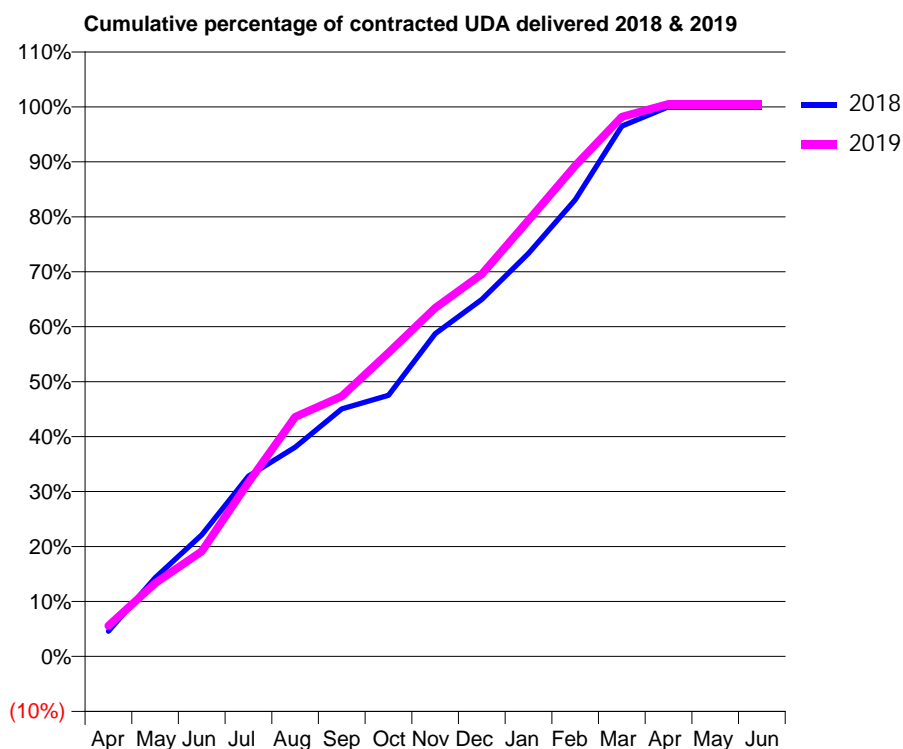
18/19 Contracted general activity (UDA)	4,000
Carry forward general activity (UDA)	0
18/19 Contracted orthodontic activity (UOA)	0
Carry forward orthodontic activity (UOA)	0
Baseline contract value	£101,658.48

ACCESS*

Patients seen in 24 months	Total	Change since previous quarter
Quarter ending March 2018	1,831	
Quarter ending June 2018	1,844	→
Quarter ending September 2018	1,798	↓
Quarter ending December 2018	1,749	↓
Quarter ending March 2019	1,791	↑
Variance since March 2018	(2.2%)	↓



ACTIVITY



Month	Adjusted Scheduled Activity (UDA)	
	2018	2019
April	184	224
May	573	534
June	885	765
July	1,312	1,267
August	1,523	1,743
September	1,801	1,893
October	1,900	2,211
November	2,350	2,537
December	2,598	2,783
January	2,934	3,175
February	3,324	3,572
March	3,860	3,928
April	4,001	4,020
May	4,001	4,020
June	4,001	4,020

QUALITY

	Quantity	Base Number	Contract	AT	Region	England
% of FP17s for the same patient ID Re-attending within 3 months - Children	50	1,097	4.6%	9.6%	11.3%	11.8%
% of FP17s for the same patient ID Re-attending within 3 months - Adults	180	1,540	11.7%	15.2%	15.4%	15.7%
% of FP17s for the same patient ID Re-attending between 3 & 9 months - Children	664	1,097	60.5%	60.2%	61.3%	58.9%
% of FP17s for the same patient ID Re-attending between 3 & 9 months - Adults	817	1,540	53.1%	51.3%	52.1%	50.8%
% of FP17s for Band 1 Urgent Courses	165	2,605	6.3%	9.5%	9.5%	9.1%
% of FP17s Relating to Free Repair or Replacements	22	2,605	0.8%	0.5%	0.6%	0.8%
% of FP17s Relating to Continuations	21	2,605	0.8%	0.8%	0.8%	0.9%
% of Patients satisfied with the dentistry they have received	0	0	N/A	92.4%	92.4%	92.5%
% of Patients satisfied with the time they had to wait for an appointment	0	0	N/A	88.4%	86.3%	87.0%

* This is based on patients treated on this contract for their most recent course of treatment. Figures in italics indicate the base number of FP17s or Patient Questionnaire responses are less than 100. N/A is shown where the base number of responses is less than 10 during the period. % is calculated as Quantity/Base number*100

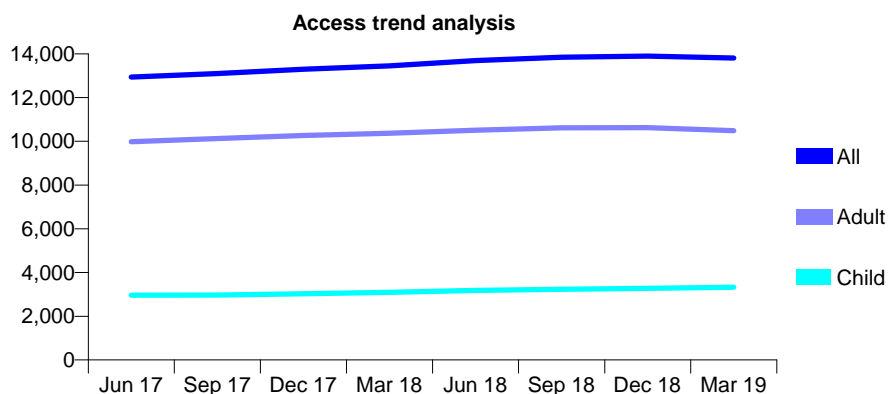
Q68 - Vital Signs At a Glance Contract Report for 189111/0001 - Year end March 2019

Name or company name	Seaside Dental Practice Limited
Contract type name	GDS Contract
Purpose of contract	General
Contract start date	01/10/2010
Contract end date	

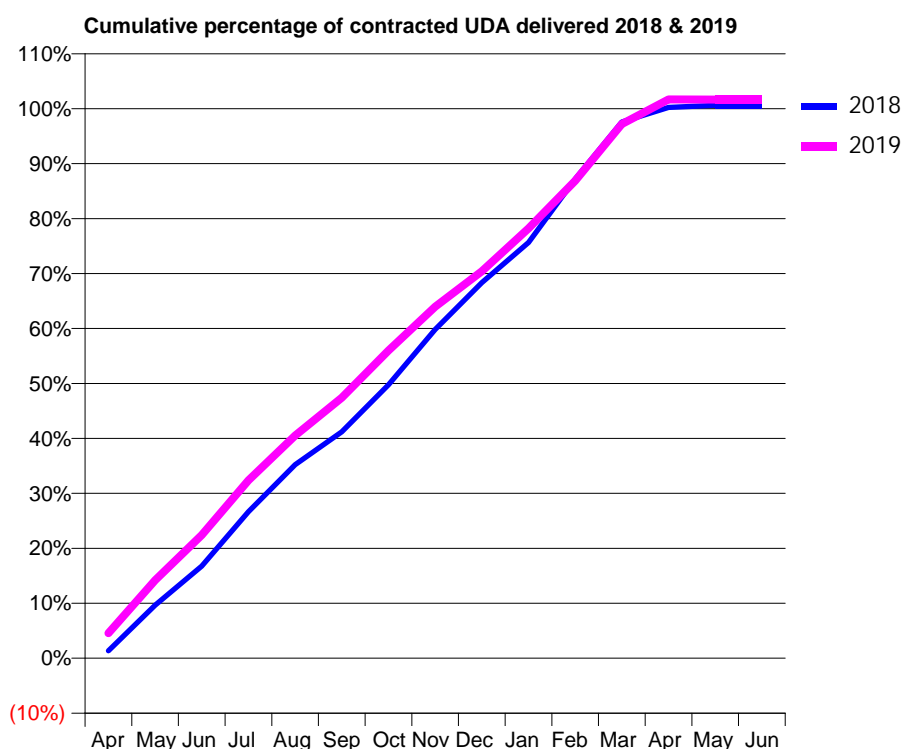
18/19 Contracted general activity (UDA)	37,000
Carry forward general activity (UDA)	0
18/19 Contracted orthodontic activity (UOA)	0
Carry forward orthodontic activity (UOA)	0
Baseline contract value	£931,337.75

ACCESS*

Patients seen in 24 months	Total	Change since previous quarter
Quarter ending March 2018	13,456	
Quarter ending June 2018	13,693	→
Quarter ending September 2018	13,843	→
Quarter ending December 2018	13,898	→
Quarter ending March 2019	13,809	→
Variance since March 2018	2.6%	↑



ACTIVITY



Month	2018	2019
April	496	1,693
May	3,582	5,260
June	6,204	8,288
July	9,862	11,983
August	13,037	14,988
September	15,240	17,538
October	18,408	20,718
November	22,134	23,664
December	25,287	26,053
January	27,988	28,933
February	32,265	32,151
March	36,098	35,962
April	37,088	37,613
May	37,223	37,609
June	37,220	37,608

QUALITY

	Quantity	Base Number	Contract	AT	Region	England
% of FP17s for the same patient ID Re-attending within 3 months - Children	298	5,028	5.9%	9.6%	11.3%	11.8%
% of FP17s for the same patient ID Re-attending within 3 months - Adults	1,604	14,140	11.3%	15.2%	15.4%	15.7%
% of FP17s for the same patient ID Re-attending between 3 & 9 months - Children	2,905	5,028	57.8%	60.2%	61.3%	58.9%
% of FP17s for the same patient ID Re-attending between 3 & 9 months - Adults	6,291	14,140	44.5%	51.3%	52.1%	50.8%
% of FP17s for Band 1 Urgent Courses	1,579	19,363	8.2%	9.5%	9.5%	9.1%
% of FP17s Relating to Free Repair or Replacements	103	19,363	0.5%	0.5%	0.6%	0.8%
% of FP17s Relating to Continuations	264	19,363	1.4%	0.8%	0.8%	0.9%
% of Patients satisfied with the dentistry they have received	5	7	N/A	92.4%	92.4%	92.5%
% of Patients satisfied with the time they had to wait for an appointment	5	7	N/A	88.4%	86.3%	87.0%

* This is based on patients treated on this contract for their most recent course of treatment.

Figures in italics indicate the base number of FP17s or Patient Questionnaire responses are less than 100. N/A is shown where the base number of responses is less than 10 during the period. % is calculated as Quantity/Base number*100

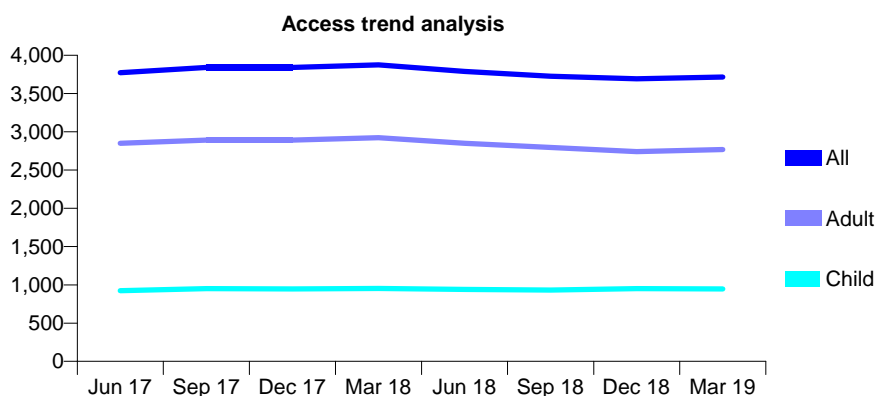
Q68 - Vital Signs At a Glance Contract Report for 189650/0001 - Year end March 2019

Name or company name	Mr A Gill and Ms K Kaur
Contract type name	GDS Contract
Purpose of contract	General
Contract start date	01/04/2009
Contract end date	

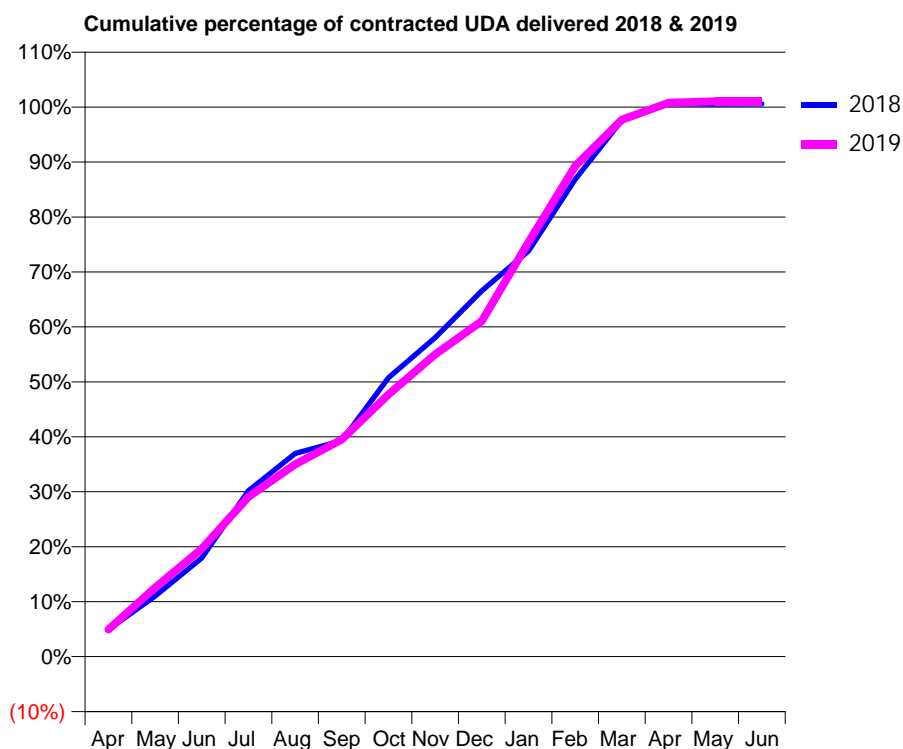
18/19 Contracted general activity (UDA)	11,018
Carry forward general activity (UDA)	0
18/19 Contracted orthodontic activity (UOA)	0
Carry forward orthodontic activity (UOA)	0
Baseline contract value	£301,693.47

ACCESS*

Patients seen in 24 months	Total	Change since previous quarter
Quarter ending March 2018	3,876	
Quarter ending June 2018	3,788	↓
Quarter ending September 2018	3,725	↓
Quarter ending December 2018	3,692	→
Quarter ending March 2019	3,715	→
Variance since March 2018	(4.2%)	↓



ACTIVITY



Month	Adjusted Scheduled Activity (UDA)	
	2018	2019
April	543	544
May	1,216	1,387
June	1,979	2,161
July	3,328	3,204
August	4,073	3,858
September	4,330	4,352
October	5,592	5,258
November	6,396	6,060
December	7,332	6,725
January	8,132	8,308
February	9,571	9,834
March	10,750	10,764
April	11,081	11,103
May	11,079	11,133
June	11,081	11,133

QUALITY

	Quantity	Base Number	Contract	AT	Region	England
% of FP17s for the same patient ID Re-attending within 3 months - Children	111	1,524	7.3%	9.6%	11.3%	11.8%
% of FP17s for the same patient ID Re-attending within 3 months - Adults	482	3,744	12.9%	15.2%	15.4%	15.7%
% of FP17s for the same patient ID Re-attending between 3 & 9 months - Children	996	1,524	65.4%	60.2%	61.3%	58.9%
% of FP17s for the same patient ID Re-attending between 3 & 9 months - Adults	2,069	3,744	55.3%	51.3%	52.1%	50.8%
% of FP17s for Band 1 Urgent Courses	392	5,288	7.4%	9.5%	9.5%	9.1%
% of FP17s Relating to Free Repair or Replacements	44	5,288	0.8%	0.5%	0.6%	0.8%
% of FP17s Relating to Continuations	10	5,288	0.2%	0.8%	0.8%	0.9%
% of Patients satisfied with the dentistry they have received	4	4	N/A	92.4%	92.4%	92.5%
% of Patients satisfied with the time they had to wait for an appointment	4	4	N/A	88.4%	86.3%	87.0%

* This is based on patients treated on this contract for their most recent course of treatment. Figures in italics indicate the base number of FP17s or Patient Questionnaire responses are less than 100. N/A is shown where the base number of responses is less than 10 during the period. % is calculated as Quantity/Base number*100

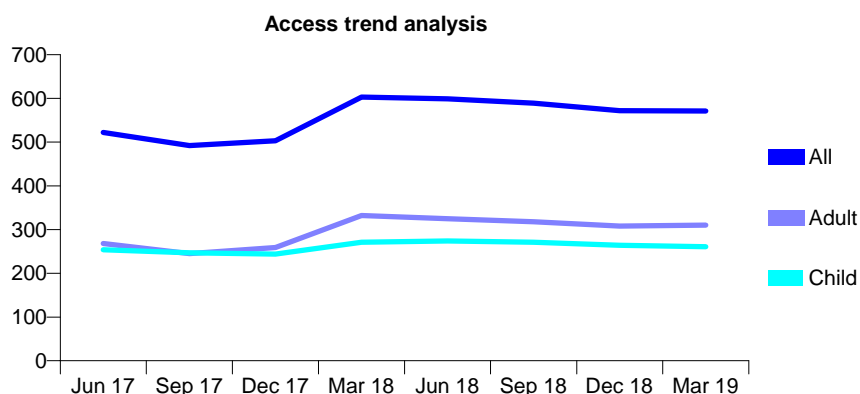
Q68 - Vital Signs At a Glance Contract Report for 190195/0021 - Year end March 2019

Name or company name	Xeon Smiles UK Ltd
Contract type name	GDS Contract
Purpose of contract	General
Contract start date	01/01/2013
Contract end date	

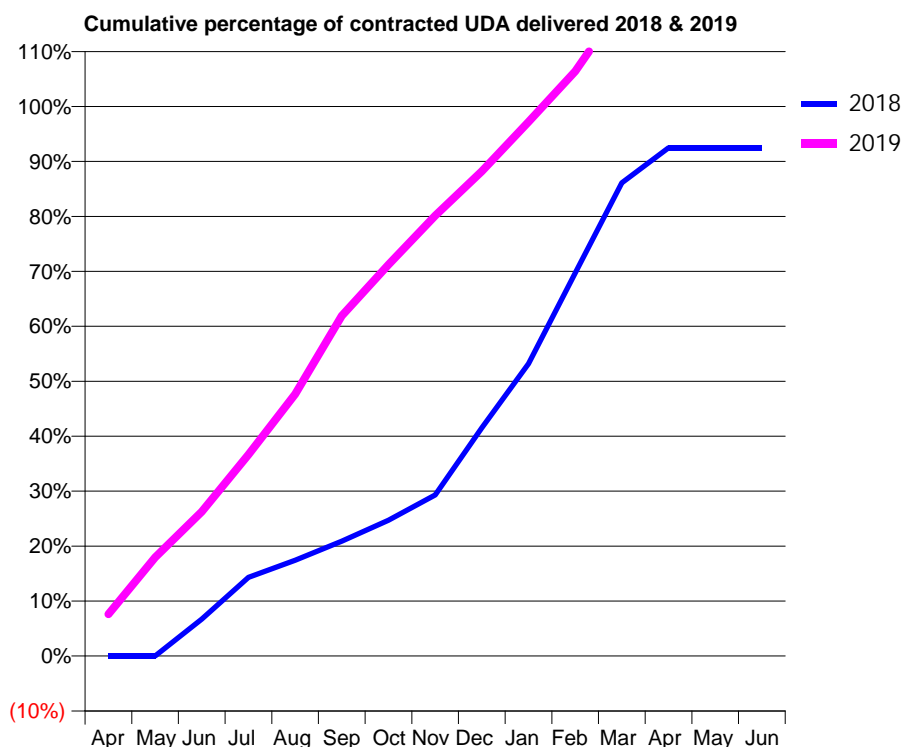
18/19 Contracted general activity (UDA)	1,134
Carry forward general activity (UDA)	0
18/19 Contracted orthodontic activity (UOA)	0
Carry forward orthodontic activity (UOA)	0
Baseline contract value	£26,507.51

ACCESS*

Patients seen in 24 months	Total	Change since previous quarter
Quarter ending March 2018	603	
Quarter ending June 2018	599	→
Quarter ending September 2018	589	↓
Quarter ending December 2018	572	↓
Quarter ending March 2019	571	→
Variance since March 2018	(5.3%)	↓



ACTIVITY



Month	Adjusted Scheduled Activity (UDA)	
	2018	2019
April	0	87
May	0	204
June	76	298
July	163	416
August	198	541
September	237	702
October	280	807
November	332	909
December	471	1,000
January	603	1,102
February	790	1,207
March	976	1,344
April	1,049	1,392
May	1,049	1,383
June	1,049	1,384

QUALITY

	Quantity	Base Number	Contract	AT	Region	England
% of FP17s for the same patient ID Re-attending within 3 months - Children	36	436	8.3%	9.6%	11.3%	11.8%
% of FP17s for the same patient ID Re-attending within 3 months - Adults	67	378	17.7%	15.2%	15.4%	15.7%
% of FP17s for the same patient ID Re-attending between 3 & 9 months - Children	318	436	72.9%	60.2%	61.3%	58.9%
% of FP17s for the same patient ID Re-attending between 3 & 9 months - Adults	225	378	59.5%	51.3%	52.1%	50.8%
% of FP17s for Band 1 Urgent Courses	52	813	6.4%	9.5%	9.5%	9.1%
% of FP17s Relating to Free Repair or Replacements	3	813	0.4%	0.5%	0.6%	0.8%
% of FP17s Relating to Continuations	1	813	0.1%	0.8%	0.8%	0.9%
% of Patients satisfied with the dentistry they have received	0	0	N/A	92.4%	92.4%	92.5%
% of Patients satisfied with the time they had to wait for an appointment	0	0	N/A	88.4%	86.3%	87.0%

* This is based on patients treated on this contract for their most recent course of treatment. Figures in italics indicate the base number of FP17s or Patient Questionnaire responses are less than 100. N/A is shown where the base number of responses is less than 10 during the period. % is calculated as Quantity/Base number*100

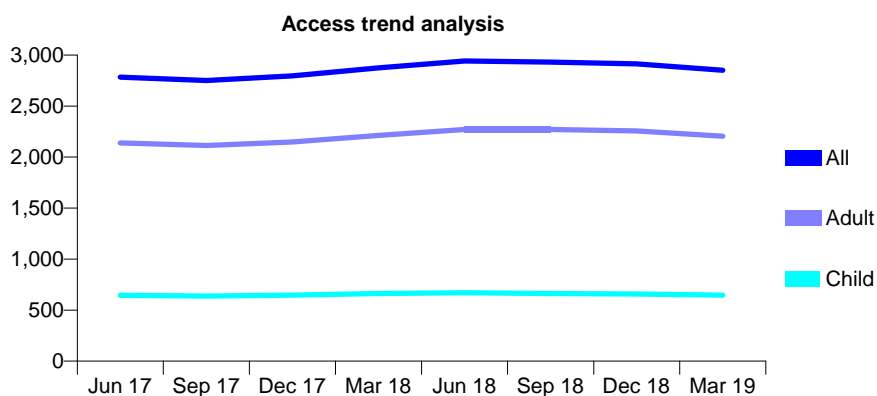
Q68 - Vital Signs At a Glance Contract Report for 190829/0001 - Year end March 2019

Name or company name	The Sea Road Dental Practice Partnership
Contract type name	GDS Contract
Purpose of contract	General
Contract start date	20/01/2014
Contract end date	

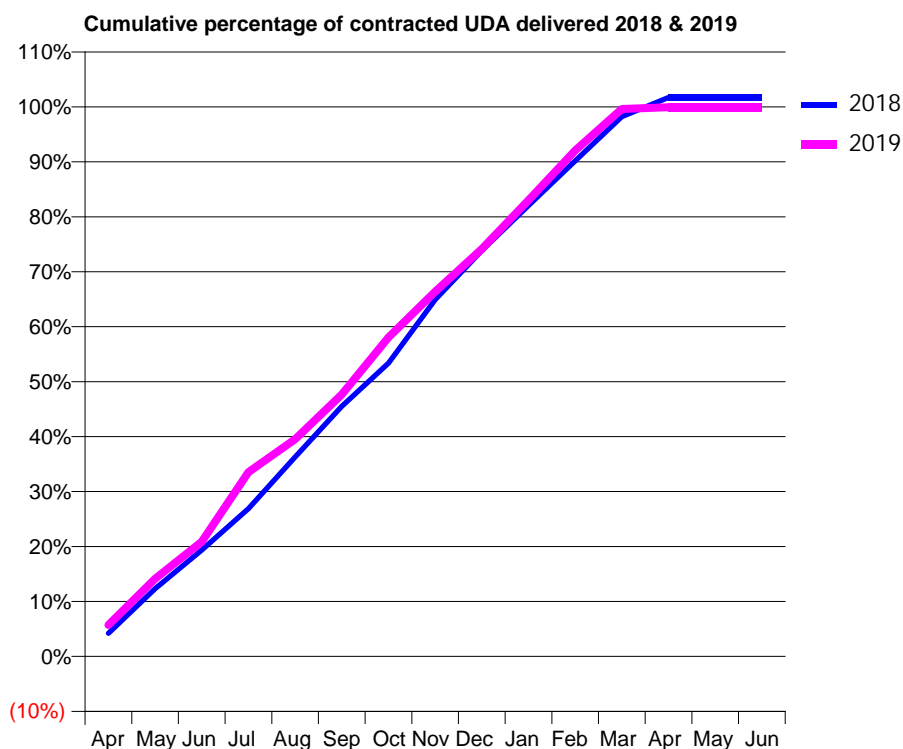
18/19 Contracted general activity (UDA)	6,800
Carry forward general activity (UDA)	0
18/19 Contracted orthodontic activity (UOA)	0
Carry forward orthodontic activity (UOA)	0
Baseline contract value	£182,972.58

ACCESS*

Patients seen in 24 months	Total	Change since previous quarter
Quarter ending March 2018	2,875	
Quarter ending June 2018	2,942	↑
Quarter ending September 2018	2,932	→
Quarter ending December 2018	2,915	→
Quarter ending March 2019	2,851	↓
Variance since March 2018	(0.8%)	→



ACTIVITY



Month	Adjusted Scheduled Activity (UDA)	
	2018	2019
April	286	390
May	840	961
June	1,316	1,418
July	1,830	2,280
August	2,468	2,689
September	3,096	3,242
October	3,630	3,948
November	4,415	4,513
December	5,020	5,041
January	5,580	5,645
February	6,133	6,262
March	6,679	6,773
April	6,917	6,795
May	6,917	6,795
June	6,917	6,795

QUALITY

	Quantity	Base Number	Contract	AT	Region	England
% of FP17s for the same patient ID Re-attending within 3 months - Children	29	1,037	2.8%	9.6%	11.3%	11.8%
% of FP17s for the same patient ID Re-attending within 3 months - Adults	245	2,900	8.4%	15.2%	15.4%	15.7%
% of FP17s for the same patient ID Re-attending between 3 & 9 months - Children	767	1,037	74.0%	60.2%	61.3%	58.9%
% of FP17s for the same patient ID Re-attending between 3 & 9 months - Adults	1,540	2,900	53.1%	51.3%	52.1%	50.8%
% of FP17s for Band 1 Urgent Courses	146	3,840	3.8%	9.5%	9.5%	9.1%
% of FP17s Relating to Free Repair or Replacements	11	3,840	0.3%	0.5%	0.6%	0.8%
% of FP17s Relating to Continuations	23	3,840	0.6%	0.8%	0.8%	0.9%
% of Patients satisfied with the dentistry they have received	1	1	N/A	92.4%	92.4%	92.5%
% of Patients satisfied with the time they had to wait for an appointment	1	1	N/A	88.4%	86.3%	87.0%

* This is based on patients treated on this contract for their most recent course of treatment. Figures in italics indicate the base number of FP17s or Patient Questionnaire responses are less than 100. N/A is shown where the base number of responses is less than 10 during the period. % is calculated as Quantity/Base number*100

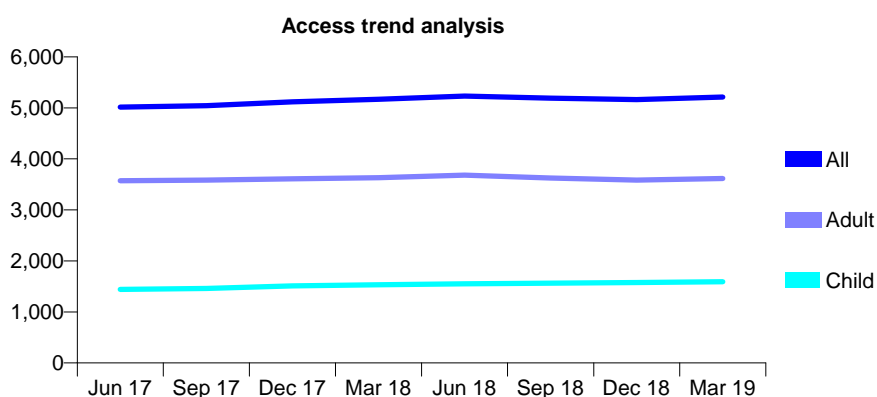
Q68 - Vital Signs At a Glance Contract Report for 191043/0001 - Year end March 2019

Name or company name	Pembroke Practice Limited
Contract type name	GDS Contract
Purpose of contract	General
Contract start date	01/03/2011
Contract end date	

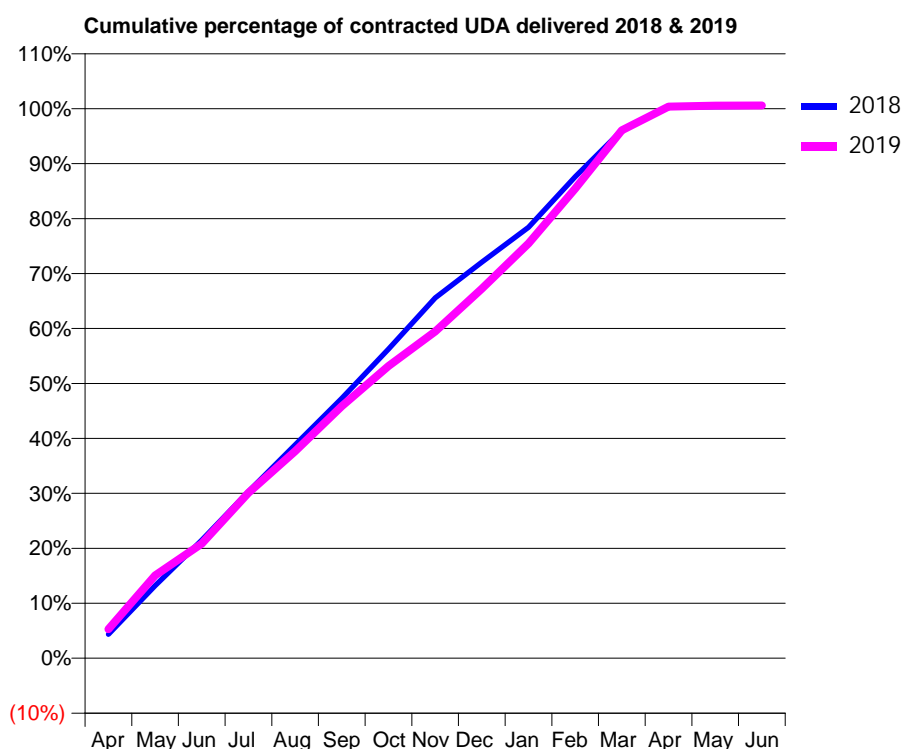
18/19 Contracted general activity (UDA)	12,464
Carry forward general activity (UDA)	0
18/19 Contracted orthodontic activity (UOA)	0
Carry forward orthodontic activity (UOA)	0
Baseline contract value	£327,930.62

ACCESS*

Patients seen in 24 months	Total	Change since previous quarter
Quarter ending March 2018	5,167	
Quarter ending June 2018	5,233	→
Quarter ending September 2018	5,192	→
Quarter ending December 2018	5,161	→
Quarter ending March 2019	5,212	→
Variance since March 2018	0.9%	→



ACTIVITY



Month	Adjusted Scheduled Activity (UDA)	
	2018	2019
April	544	661
May	1,647	1,878
June	2,678	2,597
July	3,778	3,753
August	4,841	4,696
September	5,892	5,716
October	7,014	6,627
November	8,173	7,411
December	8,981	8,379
January	9,773	9,404
February	10,921	10,651
March	11,974	11,974
April	12,499	12,507
May	12,513	12,532
June	12,517	12,536

QUALITY

	Quantity	Base Number	Contract	AT	Region	England
% of FP17s for the same patient ID Re-attending within 3 months - Children	127	2,210	5.7%	9.6%	11.3%	11.8%
% of FP17s for the same patient ID Re-attending within 3 months - Adults	547	4,503	12.1%	15.2%	15.4%	15.7%
% of FP17s for the same patient ID Re-attending between 3 & 9 months - Children	1,245	2,210	56.3%	60.2%	61.3%	58.9%
% of FP17s for the same patient ID Re-attending between 3 & 9 months - Adults	2,222	4,503	49.3%	51.3%	52.1%	50.8%
% of FP17s for Band 1 Urgent Courses	697	6,724	10.4%	9.5%	9.5%	9.1%
% of FP17s Relating to Free Repair or Replacements	44	6,724	0.7%	0.5%	0.6%	0.8%
% of FP17s Relating to Continuations	3	6,724	0.0%	0.8%	0.8%	0.9%
% of Patients satisfied with the dentistry they have received	3	3	N/A	92.4%	92.4%	92.5%
% of Patients satisfied with the time they had to wait for an appointment	3	3	N/A	88.4%	86.3%	87.0%

* This is based on patients treated on this contract for their most recent course of treatment.

Figures in italics indicate the base number of FP17s or Patient Questionnaire responses are less than 100. N/A is shown where the base number of responses is less than 10 during the period. % is calculated as Quantity/Base number*100

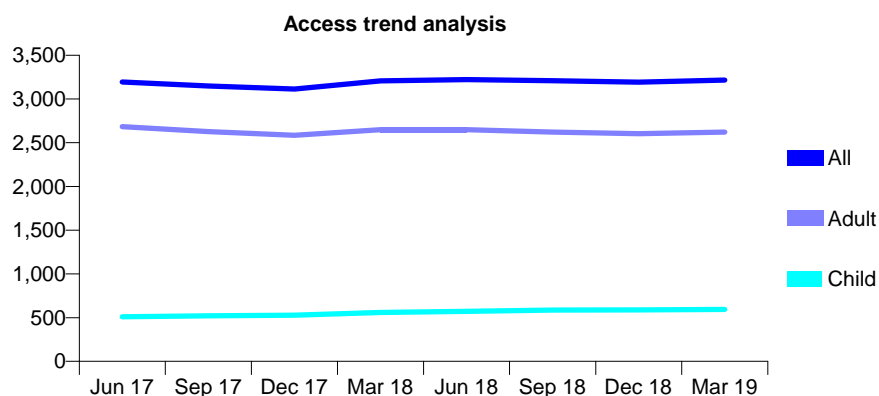
Q68 - Vital Signs At a Glance Contract Report for 191264/0002 - Year end March 2019

Name or company name	Steydent Ltd
Contract type name	GDS Contract
Purpose of contract	General
Contract start date	01/11/2008
Contract end date	

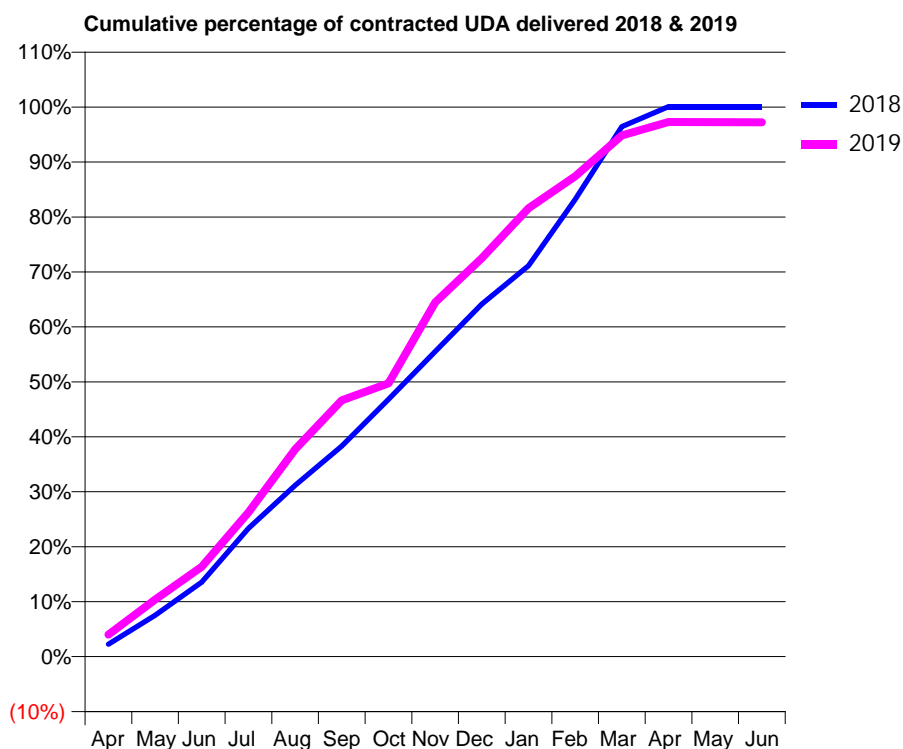
18/19 Contracted general activity (UDA)	9,196
Carry forward general activity (UDA)	12
18/19 Contracted orthodontic activity (UOA)	0
Carry forward orthodontic activity (UOA)	0
Baseline contract value	£254,044.33

ACCESS*

Patients seen in 24 months	Total	Change since previous quarter
Quarter ending March 2018	3,207	
Quarter ending June 2018	3,221	→
Quarter ending September 2018	3,210	→
Quarter ending December 2018	3,192	→
Quarter ending March 2019	3,215	→
Variance since March 2018	0.2%	→



ACTIVITY



Month	Adjusted Scheduled Activity (UDA)	
	2018	2019
April	206	369
May	685	954
June	1,232	1,503
July	2,125	2,414
August	2,836	3,470
September	3,484	4,290
October	4,258	4,574
November	5,050	5,929
December	5,834	6,666
January	6,471	7,505
February	7,571	8,039
March	8,770	8,719
April	9,104	8,945
May	9,104	8,943
June	9,103	8,941

QUALITY

	Quantity	Base Number	Contract	AT	Region	England
% of FP17s for the same patient ID Re-attending within 3 months - Children	59	938	6.3%	9.6%	11.3%	11.8%
% of FP17s for the same patient ID Re-attending within 3 months - Adults	598	3,885	15.4%	15.2%	15.4%	15.7%
% of FP17s for the same patient ID Re-attending between 3 & 9 months - Children	577	938	61.5%	60.2%	61.3%	58.9%
% of FP17s for the same patient ID Re-attending between 3 & 9 months - Adults	1,996	3,885	51.4%	51.3%	52.1%	50.8%
% of FP17s for Band 1 Urgent Courses	482	4,784	10.1%	9.5%	9.5%	9.1%
% of FP17s Relating to Free Repair or Replacements	146	4,784	3.1%	0.5%	0.6%	0.8%
% of FP17s Relating to Continuations	43	4,784	0.9%	0.8%	0.8%	0.9%
% of Patients satisfied with the dentistry they have received	3	3	N/A	92.4%	92.4%	92.5%
% of Patients satisfied with the time they had to wait for an appointment	3	3	N/A	88.4%	86.3%	87.0%

* This is based on patients treated on this contract for their most recent course of treatment. Figures in italics indicate the base number of FP17s or Patient Questionnaire responses are less than 100. N/A is shown where the base number of responses is less than 10 during the period. % is calculated as Quantity/Base number*100

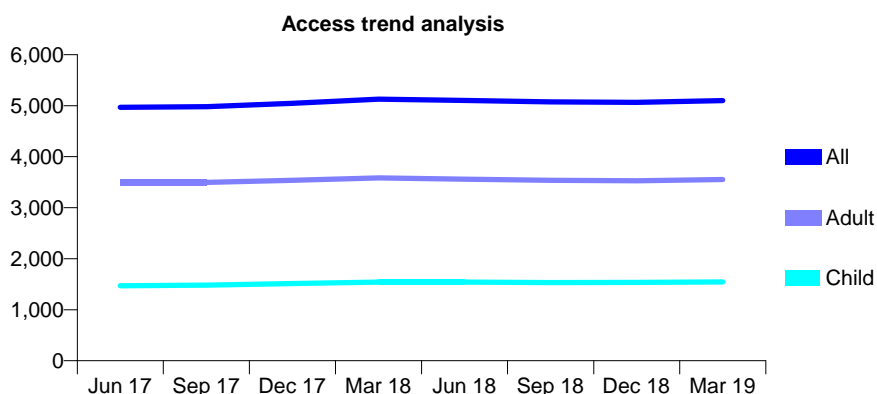
Q68 - Vital Signs At a Glance Contract Report for 192228/0001 - Year end March 2019

Name or company name	Mr A Memaripour and Mr N Zadeh, Davani
Contract type name	GDS Contract
Purpose of contract	General
Contract start date	01/04/2010
Contract end date	

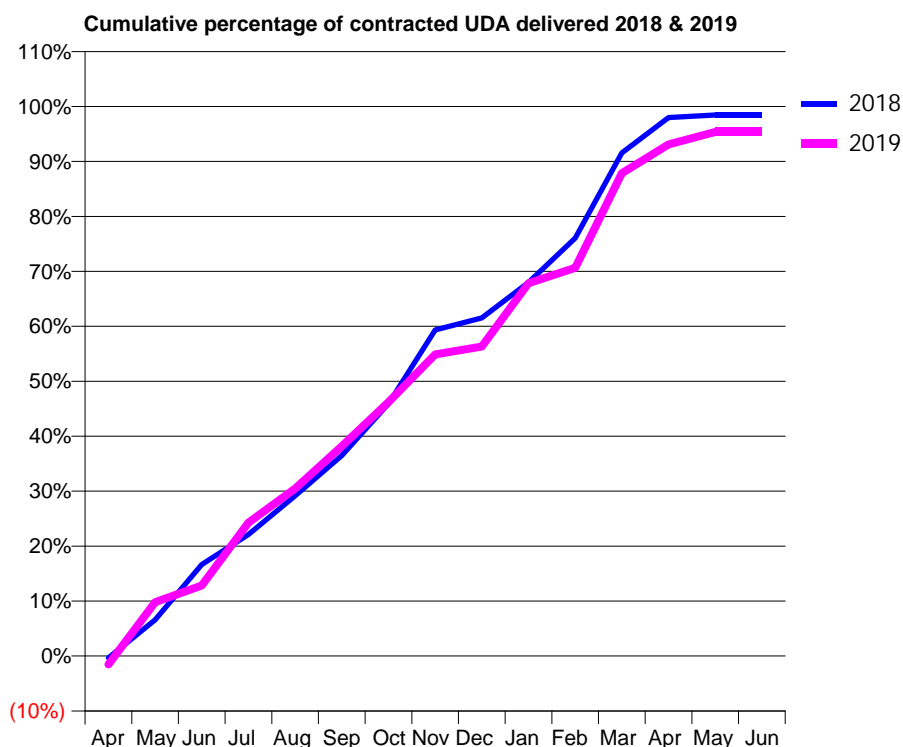
18/19 Contracted general activity (UDA)	17,266
Carry forward general activity (UDA)	268
18/19 Contracted orthodontic activity (UOA)	0
Carry forward orthodontic activity (UOA)	0
Baseline contract value	£466,748.95

ACCESS*

Patients seen in 24 months	Total	Change since previous quarter
Quarter ending March 2018	5,127	
Quarter ending June 2018	5,101	→
Quarter ending September 2018	5,072	→
Quarter ending December 2018	5,066	→
Quarter ending March 2019	5,100	→
Variance since March 2018	(0.5%)	→



ACTIVITY



Month	Adjusted Scheduled Activity (UDA)	
	2018	2019
April	-60	-268
May	1,138	1,689
June	2,873	2,216
July	3,818	4,194
August	5,035	5,265
September	6,300	6,589
October	7,926	7,981
November	10,248	9,475
December	10,624	9,723
January	11,737	11,715
February	13,129	12,196
March	15,807	15,168
April	16,916	16,073
May	16,998	16,466
June	16,998	16,466

QUALITY

	Quantity	Base Number	Contract	AT	Region	England
% of FP17s for the same patient ID Re-attending within 3 months - Children	211	2,274	9.3%	9.6%	11.3%	11.8%
% of FP17s for the same patient ID Re-attending within 3 months - Adults	694	4,273	16.2%	15.2%	15.4%	15.7%
% of FP17s for the same patient ID Re-attending between 3 & 9 months - Children	1,350	2,274	59.4%	60.2%	61.3%	58.9%
% of FP17s for the same patient ID Re-attending between 3 & 9 months - Adults	1,944	4,273	45.5%	51.3%	52.1%	50.8%
% of FP17s for Band 1 Urgent Courses	702	6,528	10.8%	9.5%	9.5%	9.1%
% of FP17s Relating to Free Repair or Replacements	28	6,528	0.4%	0.5%	0.6%	0.8%
% of FP17s Relating to Continuations	19	6,528	0.3%	0.8%	0.8%	0.9%
% of Patients satisfied with the dentistry they have received	2	2	N/A	92.4%	92.4%	92.5%
% of Patients satisfied with the time they had to wait for an appointment	2	2	N/A	88.4%	86.3%	87.0%

* This is based on patients treated on this contract for their most recent course of treatment. Figures in italics indicate the base number of FP17s or Patient Questionnaire responses are less than 100. N/A is shown where the base number of responses is less than 10 during the period. % is calculated as Quantity/Base number*100

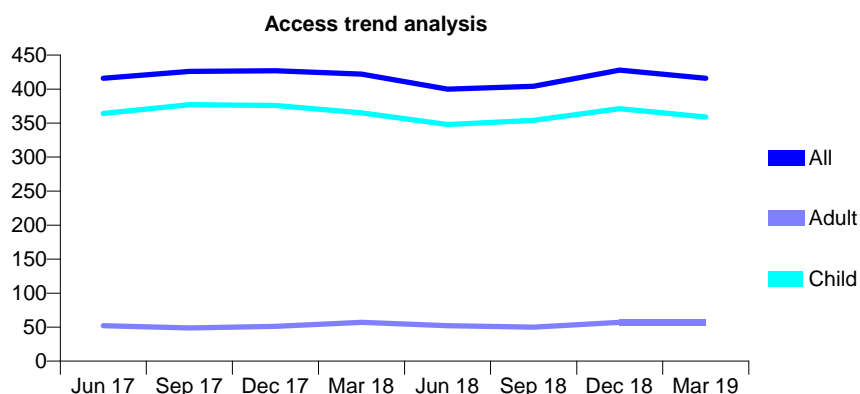
Q68 - Vital Signs At a Glance Contract Report for 192325/0001 - Year end March 2019

Name or company name	CDP (UK) Ltd
Contract type name	GDS Contract
Purpose of contract	General
Contract start date	01/07/2011
Contract end date	

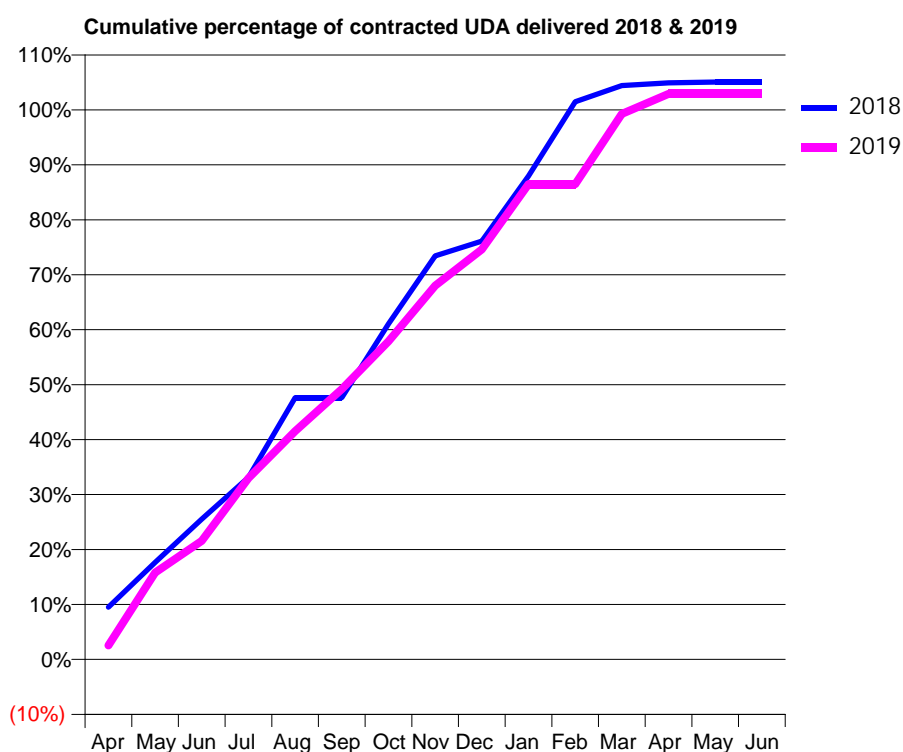
18/19 Contracted general activity (UDA)	779
Carry forward general activity (UDA)	0
18/19 Contracted orthodontic activity (UOA)	0
Carry forward orthodontic activity (UOA)	0
Baseline contract value	£20,384.71

ACCESS*

Patients seen in 24 months	Total	Change since previous quarter
Quarter ending March 2018	422	
Quarter ending June 2018	400	↓
Quarter ending September 2018	404	→
Quarter ending December 2018	428	↑
Quarter ending March 2019	416	↓
Variance since March 2018	(1.4%)	↓



ACTIVITY



Month	Adjusted Scheduled Activity (UDA)	
	2018	2019
April	74	20
May	138	123
June	199	168
July	258	257
August	371	324
September	371	383
October	476	451
November	572	530
December	593	581
January	685	674
February	790	674
March	813	773
April	817	802
May	818	802
June	818	802

QUALITY

	Quantity	Base Number	Contract	AT	Region	England
% of FP17s for the same patient ID Re-attending within 3 months - Children	40	541	7.4%	9.6%	11.3%	11.8%
% of FP17s for the same patient ID Re-attending within 3 months - Adults	3	32	9.4%	15.2%	15.4%	15.7%
% of FP17s for the same patient ID Re-attending between 3 & 9 months - Children	309	541	57.1%	60.2%	61.3%	58.9%
% of FP17s for the same patient ID Re-attending between 3 & 9 months - Adults	18	32	56.3%	51.3%	52.1%	50.8%
% of FP17s for Band 1 Urgent Courses	38	589	6.5%	9.5%	9.5%	9.1%
% of FP17s Relating to Free Repair or Replacements	0	589	0.0%	0.5%	0.6%	0.8%
% of FP17s Relating to Continuations	0	589	0.0%	0.8%	0.8%	0.9%
% of Patients satisfied with the dentistry they have received	3	3	N/A	92.4%	92.4%	92.5%
% of Patients satisfied with the time they had to wait for an appointment	3	3	N/A	88.4%	86.3%	87.0%

* This is based on patients treated on this contract for their most recent course of treatment. Figures in italics indicate the base number of FP17s or Patient Questionnaire responses are less than 100. N/A is shown where the base number of responses is less than 10 during the period. % is calculated as Quantity/Base number*100

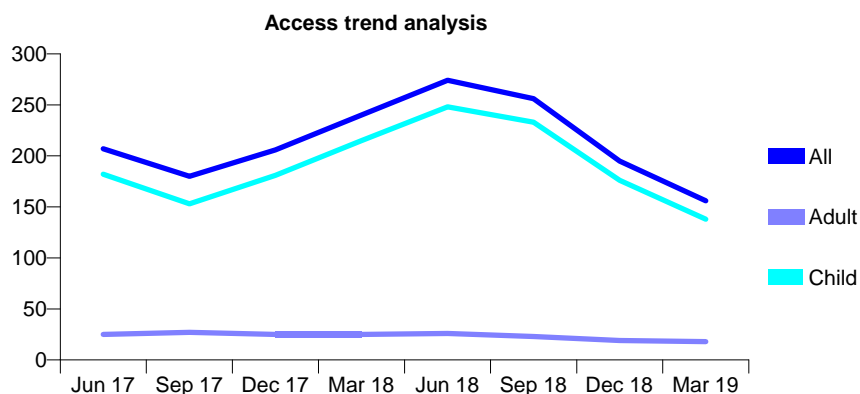
Q68 - Vital Signs At a Glance Contract Report for 192686/0001 - Year end March 2019

Name or company name	Apex Dental Care Merrow Partnership
Contract type name	GDS Contract
Purpose of contract	General
Contract start date	01/04/2014
Contract end date	

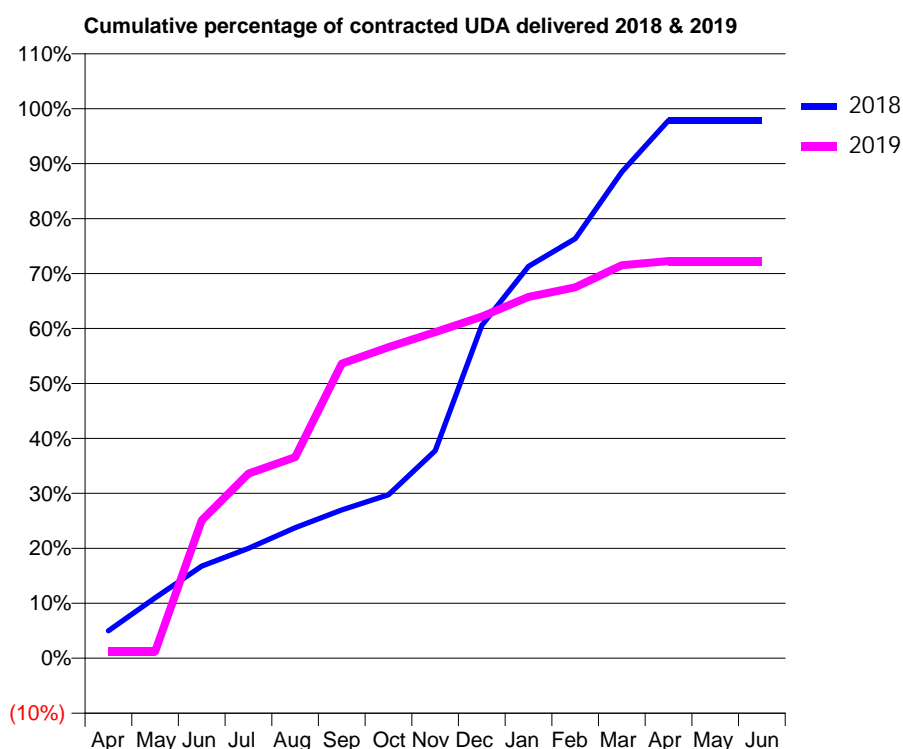
18/19 Contracted general activity (UDA)	400
Carry forward general activity (UDA)	8
18/19 Contracted orthodontic activity (UOA)	0
Carry forward orthodontic activity (UOA)	0
Baseline contract value	£10,199.31

ACCESS*

Patients seen in 24 months	Total	Change since previous quarter
Quarter ending March 2018	240	
Quarter ending June 2018	274	↑
Quarter ending September 2018	256	↓
Quarter ending December 2018	195	↓
Quarter ending March 2019	156	↓
Variance since March 2018	(35.0%)	↓



ACTIVITY



Month	Adjusted Scheduled Activity (UDA)	
	2018	2019
April	20	5
May	44	5
June	67	100
July	80	134
August	95	146
September	108	214
October	119	226
November	151	237
December	242	249
January	285	263
February	305	270
March	354	286
April	391	289
May	391	289
June	391	289

QUALITY

	Quantity	Base Number	Contract	AT	Region	England
% of FP17s for the same patient ID Re-attending within 3 months - Children	11	261	4.2%	9.6%	11.3%	11.8%
% of FP17s for the same patient ID Re-attending within 3 months - Adults	0	6	0.0%	15.2%	15.4%	15.7%
% of FP17s for the same patient ID Re-attending between 3 & 9 months - Children	100	261	38.3%	60.2%	61.3%	58.9%
% of FP17s for the same patient ID Re-attending between 3 & 9 months - Adults	2	6	33.3%	51.3%	52.1%	50.8%
% of FP17s for Band 1 Urgent Courses	5	247	2.0%	9.5%	9.5%	9.1%
% of FP17s Relating to Free Repair or Replacements	0	247	0.0%	0.5%	0.6%	0.8%
% of FP17s Relating to Continuations	0	247	0.0%	0.8%	0.8%	0.9%
% of Patients satisfied with the dentistry they have received	0	0	N/A	92.4%	92.4%	92.5%
% of Patients satisfied with the time they had to wait for an appointment	0	0	N/A	88.4%	86.3%	87.0%

* This is based on patients treated on this contract for their most recent course of treatment.

Figures in italics indicate the base number of FP17s or Patient Questionnaire responses are less than 100. N/A is shown where the base number of responses is less than 10 during the period. % is calculated as Quantity/Base number*100

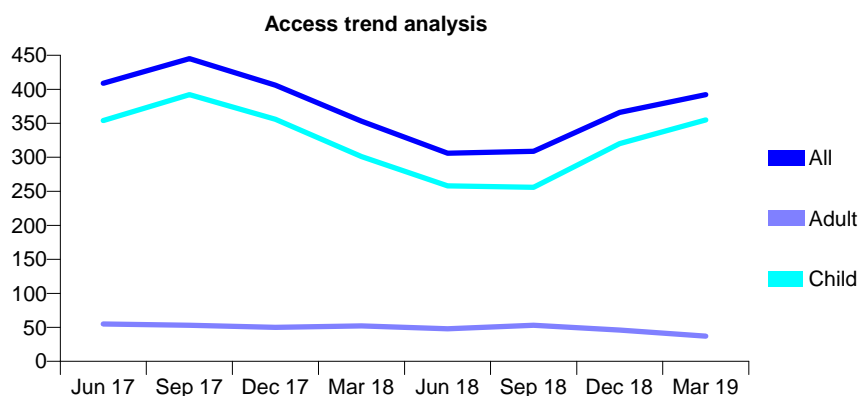
Q68 - Vital Signs At a Glance Contract Report for 192686/0002 - Year end March 2019

Name or company name	Apex Dental Care Merrow Partnership
Contract type name	GDS Contract
Purpose of contract	General
Contract start date	01/04/2014
Contract end date	

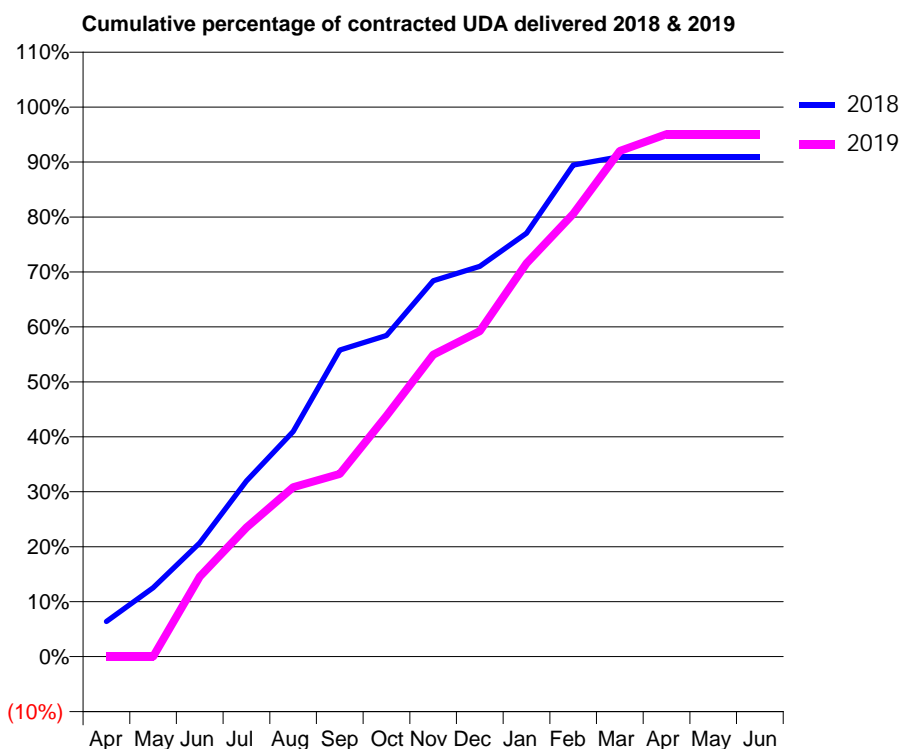
18/19 Contracted general activity (UDA)	750
Carry forward general activity (UDA)	0
18/19 Contracted orthodontic activity (UOA)	0
Carry forward orthodontic activity (UOA)	0
Baseline contract value	£17,340.46

ACCESS*

Patients seen in 24 months	Total	Change since previous quarter
Quarter ending March 2018	353	
Quarter ending June 2018	306	↓
Quarter ending September 2018	309	→
Quarter ending December 2018	366	↑
Quarter ending March 2019	392	↑
Variance since March 2018	11.0%	↑



ACTIVITY



Month	Adjusted Scheduled Activity (UDA)	
	2018	2019
April	48	0
May	94	0
June	155	109
July	240	176
August	307	231
September	418	249
October	438	329
November	513	412
December	533	444
January	578	537
February	671	604
March	682	690
April	682	713
May	682	713
June	682	713

QUALITY

	Quantity	Base Number	Contract	AT	Region	England
% of FP17s for the same patient ID Re-attending within 3 months - Children	36	526	6.8%	9.6%	11.3%	11.8%
% of FP17s for the same patient ID Re-attending within 3 months - Adults	0	16	0.0%	15.2%	15.4%	15.7%
% of FP17s for the same patient ID Re-attending between 3 & 9 months - Children	236	526	44.9%	60.2%	61.3%	58.9%
% of FP17s for the same patient ID Re-attending between 3 & 9 months - Adults	8	16	50.0%	51.3%	52.1%	50.8%
% of FP17s for Band 1 Urgent Courses	16	558	2.9%	9.5%	9.5%	9.1%
% of FP17s Relating to Free Repair or Replacements	0	558	0.0%	0.5%	0.6%	0.8%
% of FP17s Relating to Continuations	0	558	0.0%	0.8%	0.8%	0.9%
% of Patients satisfied with the dentistry they have received	0	0	N/A	92.4%	92.4%	92.5%
% of Patients satisfied with the time they had to wait for an appointment	0	0	N/A	88.4%	86.3%	87.0%

* This is based on patients treated on this contract for their most recent course of treatment. Figures in italics indicate the base number of FP17s or Patient Questionnaire responses are less than 100. N/A is shown where the base number of responses is less than 10 during the period. % is calculated as Quantity/Base number*100

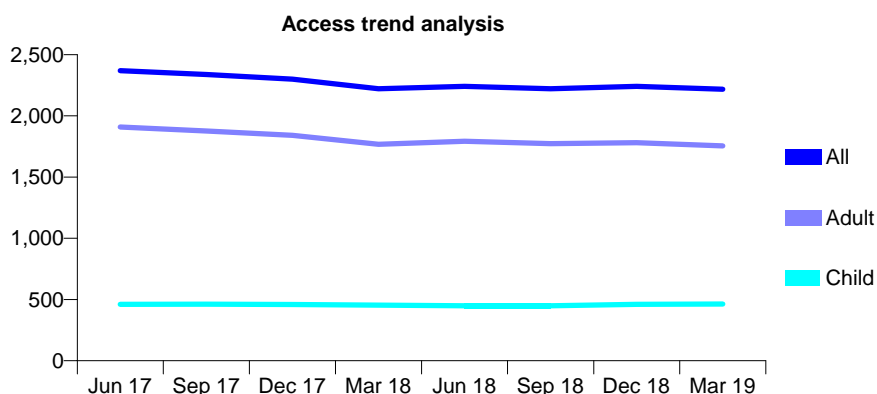
Q68 - Vital Signs At a Glance Contract Report for 192783/0001 - Year end March 2019

Name or company name	Mr Redstone & Associates
Contract type name	GDS Contract
Purpose of contract	General
Contract start date	01/11/2012
Contract end date	

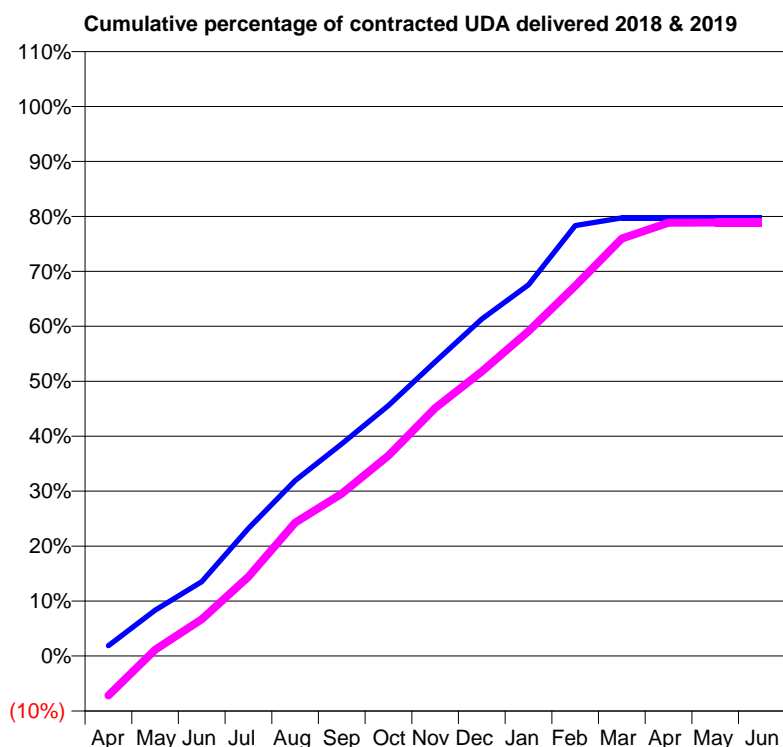
18/19 Contracted general activity (UDA)	7,762
Carry forward general activity (UDA)	810
18/19 Contracted orthodontic activity (UOA)	0
Carry forward orthodontic activity (UOA)	0
Baseline contract value	£179,912.39

ACCESS*

Patients seen in 24 months	Total	Change since previous quarter
Quarter ending March 2018	2,222	
Quarter ending June 2018	2,241	→
Quarter ending September 2018	2,222	→
Quarter ending December 2018	2,241	→
Quarter ending March 2019	2,217	↓
Variance since March 2018	(0.2%)	→



ACTIVITY



Month	Adjusted Scheduled Activity (UDA)	
	2018	2019
April	145	-558
May	647	90
June	1,050	520
July	1,803	1,120
August	2,479	1,884
September	2,996	2,293
October	3,539	2,831
November	4,155	3,502
December	4,760	4,018
January	5,244	4,587
February	6,080	5,228
March	6,189	5,897
April	6,189	6,121
May	6,189	6,122
June	6,189	6,122

QUALITY

	Quantity	Base Number	Contract	AT	Region	England
% of FP17s for the same patient ID Re-attending within 3 months - Children	31	757	4.1%	9.6%	11.3%	11.8%
% of FP17s for the same patient ID Re-attending within 3 months - Adults	357	2,753	13.0%	15.2%	15.4%	15.7%
% of FP17s for the same patient ID Re-attending between 3 & 9 months - Children	444	757	58.7%	60.2%	61.3%	58.9%
% of FP17s for the same patient ID Re-attending between 3 & 9 months - Adults	1,436	2,753	52.2%	51.3%	52.1%	50.8%
% of FP17s for Band 1 Urgent Courses	334	3,610	9.3%	9.5%	9.5%	9.1%
% of FP17s Relating to Free Repair or Replacements	15	3,610	0.4%	0.5%	0.6%	0.8%
% of FP17s Relating to Continuations	10	3,610	0.3%	0.8%	0.8%	0.9%
% of Patients satisfied with the dentistry they have received	0	0	N/A	92.4%	92.4%	92.5%
% of Patients satisfied with the time they had to wait for an appointment	0	0	N/A	88.4%	86.3%	87.0%

* This is based on patients treated on this contract for their most recent course of treatment. Figures in italics indicate the base number of FP17s or Patient Questionnaire responses are less than 100. N/A is shown where the base number of responses is less than 10 during the period. % is calculated as Quantity/Base number*100

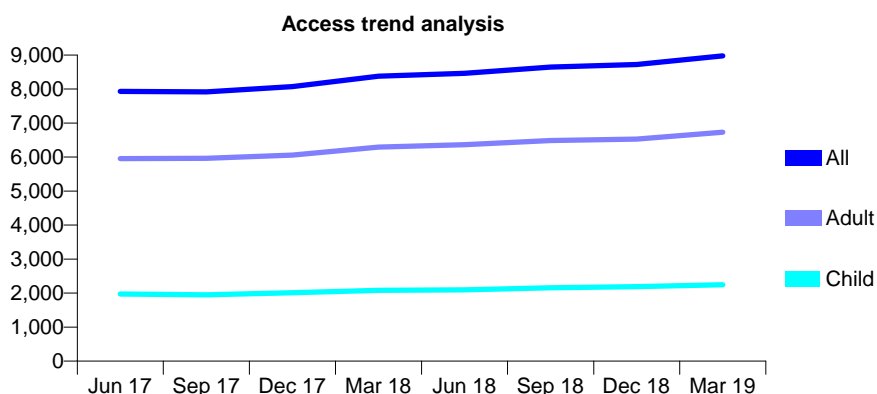
Q68 - Vital Signs At a Glance Contract Report for 193186/0001 - Year end March 2019

Name or company name	M W Botha Limited
Contract type name	GDS Contract
Purpose of contract	General
Contract start date	01/04/2010
Contract end date	

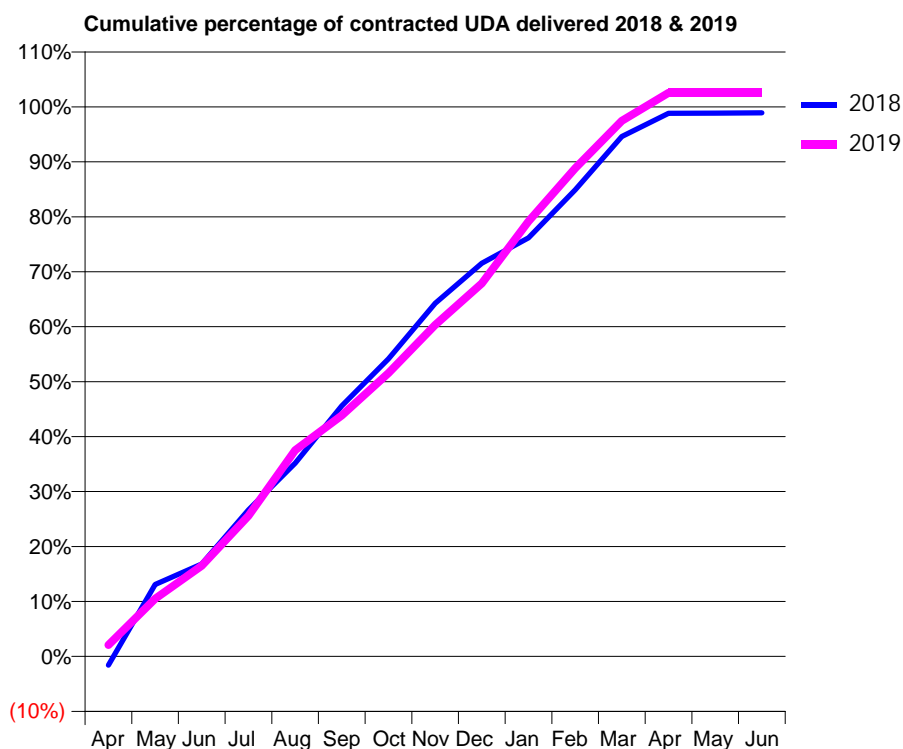
18/19 Contracted general activity (UDA)	21,440
Carry forward general activity (UDA)	230
18/19 Contracted orthodontic activity (UOA)	0
Carry forward orthodontic activity (UOA)	0
Baseline contract value	£673,354.09

ACCESS*

Patients seen in 24 months	Total	Change since previous quarter
Quarter ending March 2018	8,377	
Quarter ending June 2018	8,463	→
Quarter ending September 2018	8,647	↑
Quarter ending December 2018	8,724	→
Quarter ending March 2019	8,977	↑
Variance since March 2018	7.2%	↑



ACTIVITY



Month	Adjusted Scheduled Activity (UDA)	
	2018	2019
April	-345	446
May	2,808	2,253
June	3,607	3,533
July	5,718	5,484
August	7,542	8,046
September	9,773	9,397
October	11,609	11,054
November	13,782	12,934
December	15,337	14,548
January	16,329	16,974
February	18,204	19,044
March	20,285	20,896
April	21,187	21,984
May	21,194	21,985
June	21,210	21,985

QUALITY

	Quantity	Base Number	Contract	AT	Region	England
% of FP17s for the same patient ID Re-attending within 3 months - Children	220	3,013	7.3%	9.6%	11.3%	11.8%
% of FP17s for the same patient ID Re-attending within 3 months - Adults	1,474	7,817	18.9%	15.2%	15.4%	15.7%
% of FP17s for the same patient ID Re-attending between 3 & 9 months - Children	1,466	3,013	48.7%	60.2%	61.3%	58.9%
% of FP17s for the same patient ID Re-attending between 3 & 9 months - Adults	2,806	7,817	35.9%	51.3%	52.1%	50.8%
% of FP17s for Band 1 Urgent Courses	2,148	10,906	19.7%	9.5%	9.5%	9.1%
% of FP17s Relating to Free Repair or Replacements	35	10,906	0.3%	0.5%	0.6%	0.8%
% of FP17s Relating to Continuations	40	10,906	0.4%	0.8%	0.8%	0.9%
% of Patients satisfied with the dentistry they have received	1	2	N/A	92.4%	92.4%	92.5%
% of Patients satisfied with the time they had to wait for an appointment	2	2	N/A	88.4%	86.3%	87.0%

* This is based on patients treated on this contract for their most recent course of treatment. Figures in italics indicate the base number of FP17s or Patient Questionnaire responses are less than 100. N/A is shown where the base number of responses is less than 10 during the period. % is calculated as Quantity/Base number*100

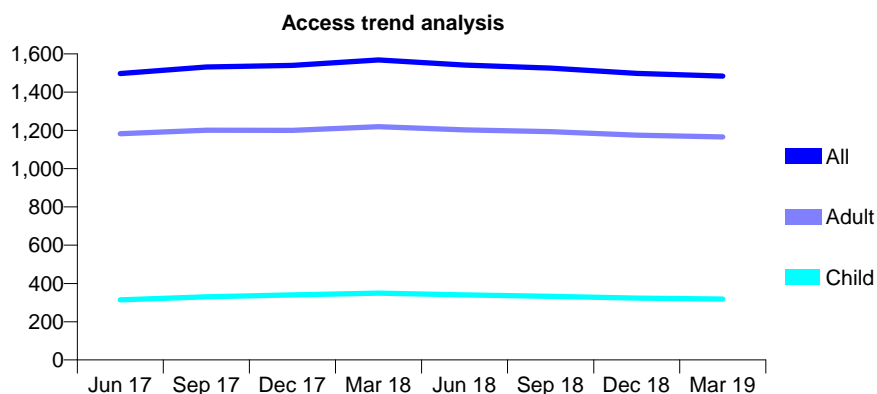
Q68 - Vital Signs At a Glance Contract Report for 193240/0001 - Year end March 2019

Name or company name	Timberhill Dental Practice Ltd
Contract type name	GDS Contract
Purpose of contract	General
Contract start date	01/09/2009
Contract end date	

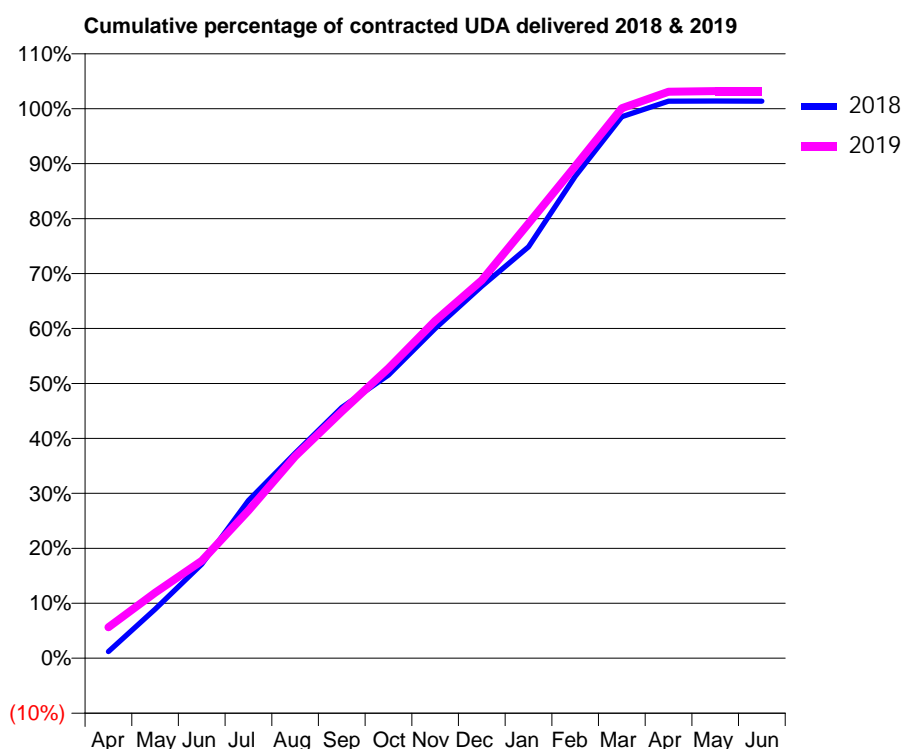
18/19 Contracted general activity (UDA)	4,942
Carry forward general activity (UDA)	0
18/19 Contracted orthodontic activity (UOA)	0
Carry forward orthodontic activity (UOA)	0
Baseline contract value	£117,583.38

ACCESS*

Patients seen in 24 months	Total	Change since previous quarter
Quarter ending March 2018	1,568	
Quarter ending June 2018	1,542	↓
Quarter ending September 2018	1,526	↓
Quarter ending December 2018	1,498	↓
Quarter ending March 2019	1,484	→
Variance since March 2018	(5.4%)	↓



ACTIVITY



Month	Adjusted Scheduled Activity (UDA)	
	2018	2019
April	60	279
May	441	589
June	846	876
July	1,418	1,328
August	1,846	1,815
September	2,254	2,220
October	2,547	2,607
November	2,965	3,034
December	3,345	3,399
January	3,699	3,909
February	4,333	4,424
March	4,870	4,945
April	5,009	5,093
May	5,011	5,099
June	5,008	5,099

QUALITY

	Quantity	Base Number	Contract	AT	Region	England
% of FP17s for the same patient ID Re-attending within 3 months - Children	61	604	10.1%	9.6%	11.3%	11.8%
% of FP17s for the same patient ID Re-attending within 3 months - Adults	243	1,926	12.6%	15.2%	15.4%	15.7%
% of FP17s for the same patient ID Re-attending between 3 & 9 months - Children	438	604	72.5%	60.2%	61.3%	58.9%
% of FP17s for the same patient ID Re-attending between 3 & 9 months - Adults	1,328	1,926	69.0%	51.3%	52.1%	50.8%
% of FP17s for Band 1 Urgent Courses	137	2,532	5.4%	9.5%	9.5%	9.1%
% of FP17s Relating to Free Repair or Replacements	27	2,532	1.1%	0.5%	0.6%	0.8%
% of FP17s Relating to Continuations	21	2,532	0.8%	0.8%	0.8%	0.9%
% of Patients satisfied with the dentistry they have received	1	1	N/A	92.4%	92.4%	92.5%
% of Patients satisfied with the time they had to wait for an appointment	1	1	N/A	88.4%	86.3%	87.0%

* This is based on patients treated on this contract for their most recent course of treatment.

Figures in italics indicate the base number of FP17s or Patient Questionnaire responses are less than 100. N/A is shown where the base number of responses is less than 10 during the period. % is calculated as Quantity/Base number*100

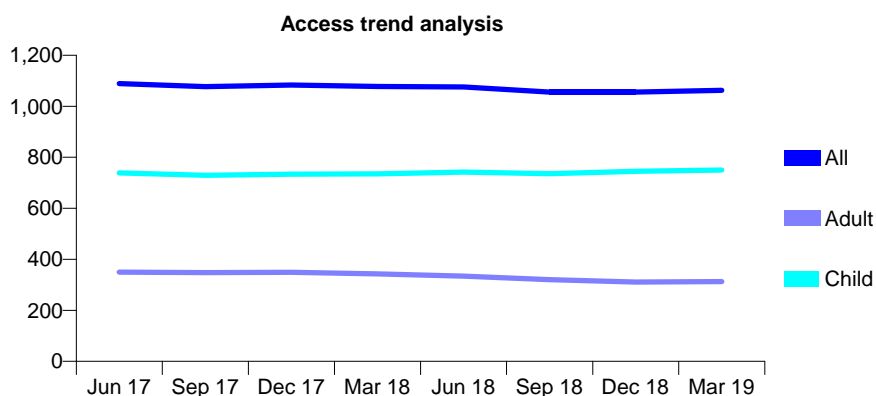
Q68 - Vital Signs At a Glance Contract Report for 193402/0001 - Year end March 2019

Name or company name	Burgess Hill Dental Care Limited
Contract type name	GDS Contract
Purpose of contract	General
Contract start date	01/06/2011
Contract end date	

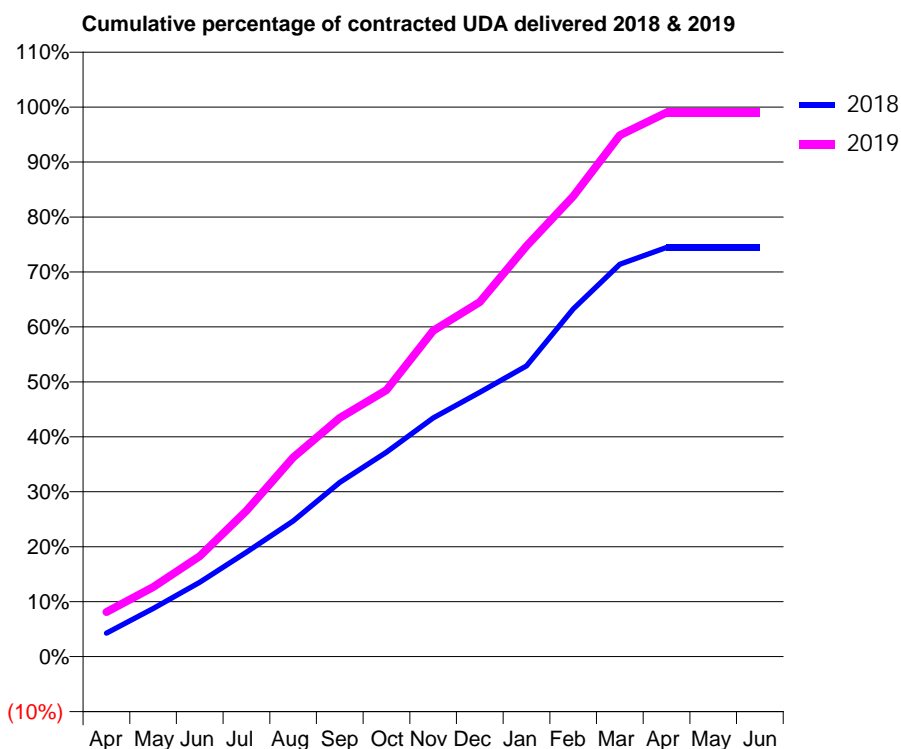
18/19 Contracted general activity (UDA)	2,250
Carry forward general activity (UDA)	0
18/19 Contracted orthodontic activity (UOA)	0
Carry forward orthodontic activity (UOA)	0
Baseline contract value	£52,963.97

ACCESS*

Patients seen in 24 months	Total	Change since previous quarter
Quarter ending March 2018	1,078	
Quarter ending June 2018	1,076	→
Quarter ending September 2018	1,056	↓
Quarter ending December 2018	1,056	→
Quarter ending March 2019	1,063	→
Variance since March 2018	(1.4%)	↓



ACTIVITY



Month	Adjusted Scheduled Activity (UDA)	
	2018	2019
April	127	182
May	260	285
June	402	412
July	566	597
August	734	816
September	943	977
October	1,107	1,091
November	1,292	1,335
December	1,431	1,452
January	1,574	1,681
February	1,883	1,885
March	2,124	2,135
April	2,216	2,228
May	2,216	2,228
June	2,216	2,228

QUALITY

	Quantity	Base Number	Contract	AT	Region	England
% of FP17s for the same patient ID Re-attending within 3 months - Children	85	1,314	6.5%	9.6%	11.3%	11.8%
% of FP17s for the same patient ID Re-attending within 3 months - Adults	20	311	6.4%	15.2%	15.4%	15.7%
% of FP17s for the same patient ID Re-attending between 3 & 9 months - Children	949	1,314	72.2%	60.2%	61.3%	58.9%
% of FP17s for the same patient ID Re-attending between 3 & 9 months - Adults	193	311	62.1%	51.3%	52.1%	50.8%
% of FP17s for Band 1 Urgent Courses	33	1,613	2.0%	9.5%	9.5%	9.1%
% of FP17s Relating to Free Repair or Replacements	0	1,613	0.0%	0.5%	0.6%	0.8%
% of FP17s Relating to Continuations	26	1,613	1.6%	0.8%	0.8%	0.9%
% of Patients satisfied with the dentistry they have received	0	0	N/A	92.4%	92.4%	92.5%
% of Patients satisfied with the time they had to wait for an appointment	0	0	N/A	88.4%	86.3%	87.0%

* This is based on patients treated on this contract for their most recent course of treatment. Figures in italics indicate the base number of FP17s or Patient Questionnaire responses are less than 100. N/A is shown where the base number of responses is less than 10 during the period. % is calculated as Quantity/Base number*100

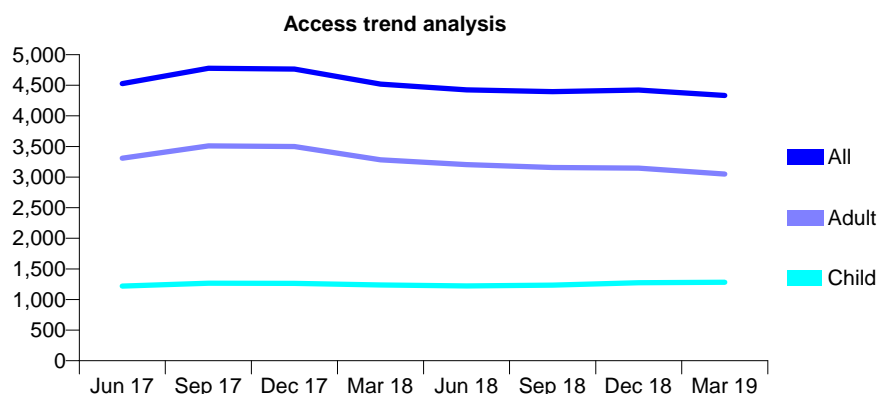
Q68 - Vital Signs At a Glance Contract Report for 193569/0001 - Year end March 2019

Name or company name	Hollybush Dental Care Limited
Contract type name	GDS Contract
Purpose of contract	General
Contract start date	01/01/2008
Contract end date	

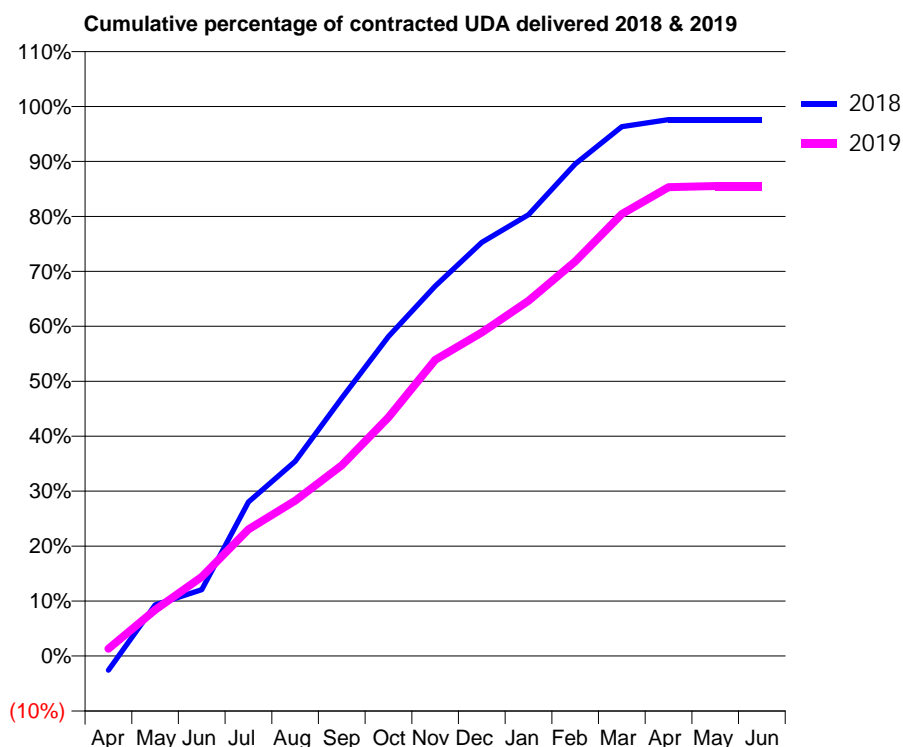
18/19 Contracted general activity (UDA)	10,760
Carry forward general activity (UDA)	256
18/19 Contracted orthodontic activity (UOA)	0
Carry forward orthodontic activity (UOA)	0
Baseline contract value	£290,797.73

ACCESS*

Patients seen in 24 months	Total	Change since previous quarter
Quarter ending March 2018	4,520	
Quarter ending June 2018	4,425	↓
Quarter ending September 2018	4,396	→
Quarter ending December 2018	4,422	→
Quarter ending March 2019	4,333	↓
Variance since March 2018	(4.1%)	↓



ACTIVITY



Month	Adjusted Scheduled Activity (UDA)	
	2018	2019
April	-279	142
May	1,003	904
June	1,299	1,549
July	3,018	2,478
August	3,812	3,042
September	5,050	3,736
October	6,256	4,675
November	7,244	5,797
December	8,099	6,336
January	8,642	6,955
February	9,633	7,726
March	10,365	8,651
April	10,504	9,179
May	10,504	9,201
June	10,504	9,202

QUALITY

	Quantity	Base Number	Contract	AT	Region	England
% of FP17s for the same patient ID Re-attending within 3 months - Children	94	1,410	6.7%	9.6%	11.3%	11.8%
% of FP17s for the same patient ID Re-attending within 3 months - Adults	350	2,933	11.9%	15.2%	15.4%	15.7%
% of FP17s for the same patient ID Re-attending between 3 & 9 months - Children	518	1,410	36.7%	60.2%	61.3%	58.9%
% of FP17s for the same patient ID Re-attending between 3 & 9 months - Adults	898	2,933	30.6%	51.3%	52.1%	50.8%
% of FP17s for Band 1 Urgent Courses	644	4,517	14.3%	9.5%	9.5%	9.1%
% of FP17s Relating to Free Repair or Replacements	4	4,517	0.1%	0.5%	0.6%	0.8%
% of FP17s Relating to Continuations	83	4,517	1.8%	0.8%	0.8%	0.9%
% of Patients satisfied with the dentistry they have received	0	0	N/A	92.4%	92.4%	92.5%
% of Patients satisfied with the time they had to wait for an appointment	0	0	N/A	88.4%	86.3%	87.0%

* This is based on patients treated on this contract for their most recent course of treatment. Figures in italics indicate the base number of FP17s or Patient Questionnaire responses are less than 100. N/A is shown where the base number of responses is less than 10 during the period. % is calculated as Quantity/Base number*100

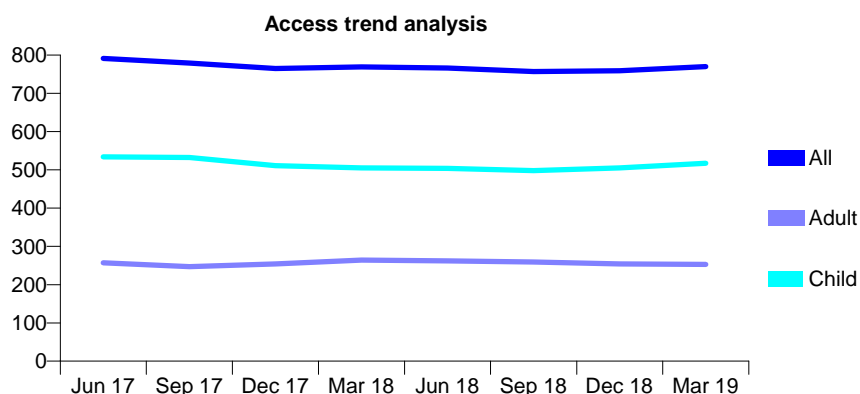
Q68 - Vital Signs At a Glance Contract Report for 193593/0001 - Year end March 2019

Name or company name	Westdene Dental Practice
Contract type name	GDS Contract
Purpose of contract	General
Contract start date	07/04/2015
Contract end date	

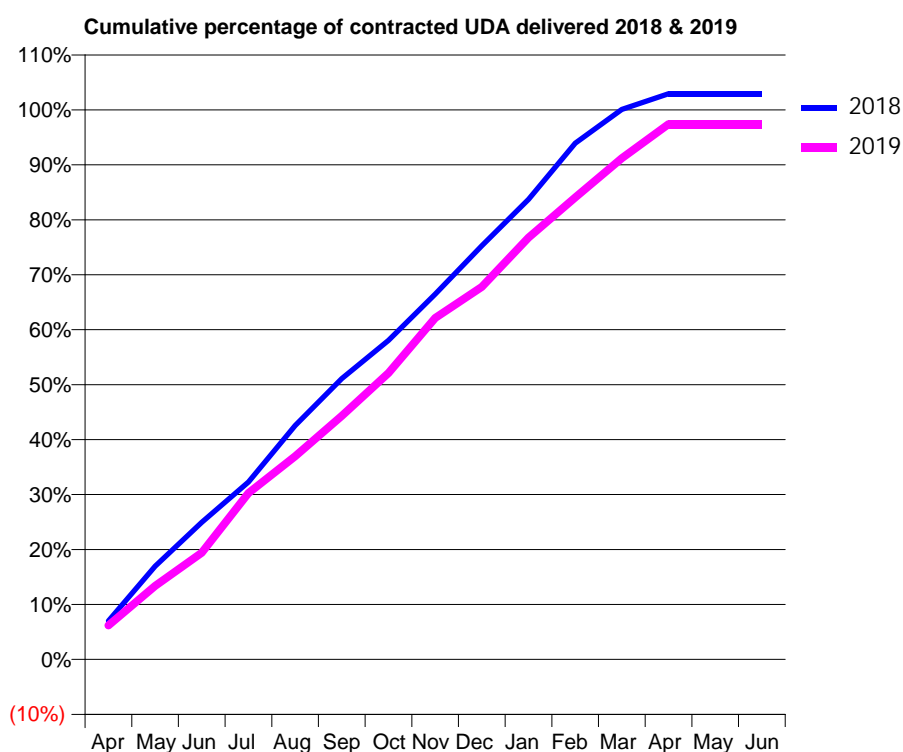
18/19 Contracted general activity (UDA)	1,450
Carry forward general activity (UDA)	0
18/19 Contracted orthodontic activity (UOA)	0
Carry forward orthodontic activity (UOA)	0
Baseline contract value	£32,854.04

ACCESS*

Patients seen in 24 months	Total	Change since previous quarter
Quarter ending March 2018	769	
Quarter ending June 2018	766	→
Quarter ending September 2018	757	↓
Quarter ending December 2018	759	→
Quarter ending March 2019	770	→
Variance since March 2018	0.1%	→



ACTIVITY



Month	Adjusted Scheduled Activity (UDA)	
	2018	2019
April	102	90
May	246	194
June	361	281
July	468	439
August	617	536
September	741	642
October	842	756
November	964	901
December	1,091	983
January	1,214	1,113
February	1,362	1,219
March	1,451	1,322
April	1,493	1,412
May	1,493	1,412
June	1,493	1,412

QUALITY

	Quantity	Base Number	Contract	AT	Region	England
% of FP17s for the same patient ID Re-attending within 3 months - Children	39	763	5.1%	9.6%	11.3%	11.8%
% of FP17s for the same patient ID Re-attending within 3 months - Adults	21	238	8.8%	15.2%	15.4%	15.7%
% of FP17s for the same patient ID Re-attending between 3 & 9 months - Children	483	763	63.3%	60.2%	61.3%	58.9%
% of FP17s for the same patient ID Re-attending between 3 & 9 months - Adults	120	238	50.4%	51.3%	52.1%	50.8%
% of FP17s for Band 1 Urgent Courses	16	1,029	1.6%	9.5%	9.5%	9.1%
% of FP17s Relating to Free Repair or Replacements	0	1,029	0.0%	0.5%	0.6%	0.8%
% of FP17s Relating to Continuations	16	1,029	1.6%	0.8%	0.8%	0.9%
% of Patients satisfied with the dentistry they have received	0	0	N/A	92.4%	92.4%	92.5%
% of Patients satisfied with the time they had to wait for an appointment	0	0	N/A	88.4%	86.3%	87.0%

* This is based on patients treated on this contract for their most recent course of treatment. Figures in italics indicate the base number of FP17s or Patient Questionnaire responses are less than 100. N/A is shown where the base number of responses is less than 10 during the period. % is calculated as Quantity/Base number*100

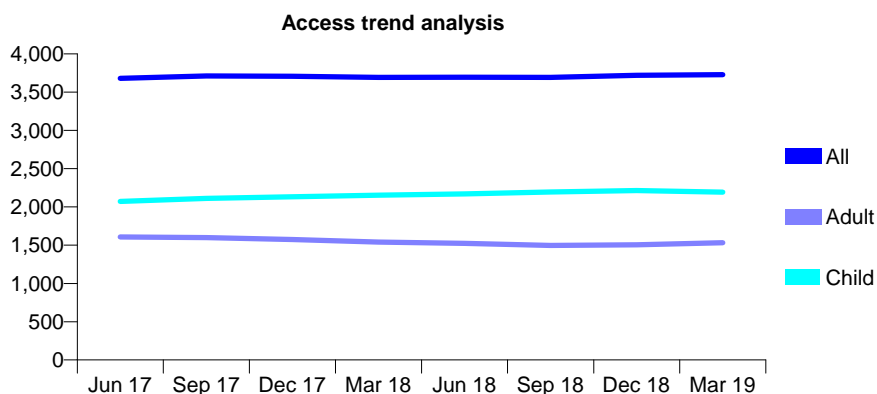
Q68 - Vital Signs At a Glance Contract Report for 193739/0001 - Year end March 2019

Name or company name	Grand Avenue Dental Practice
Contract type name	GDS Contract
Purpose of contract	General
Contract start date	01/04/2006
Contract end date	

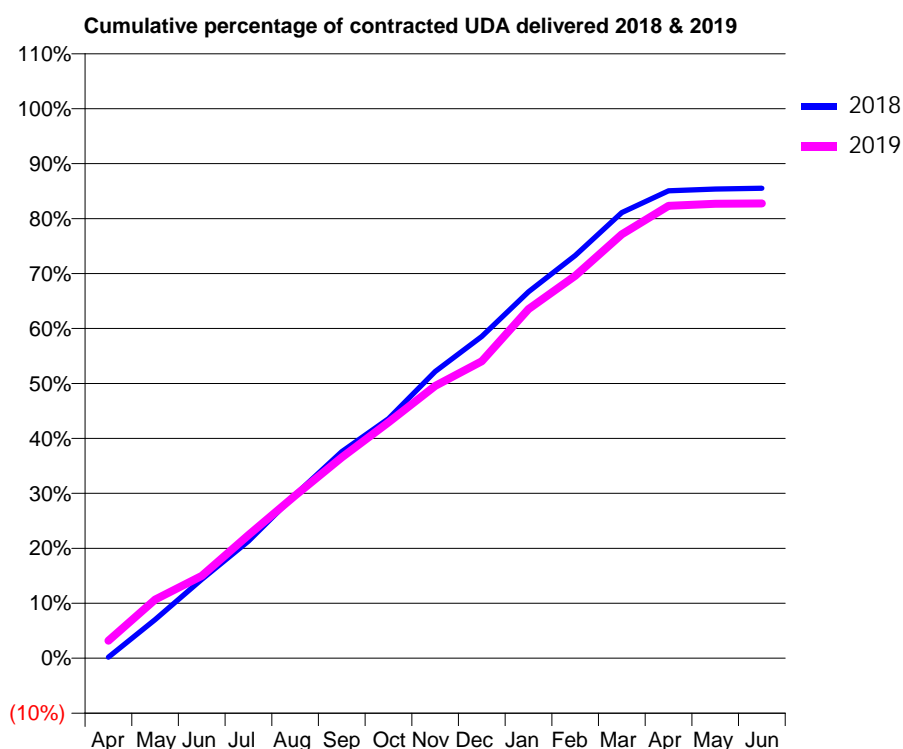
18/19 Contracted general activity (UDA)	7,425
Carry forward general activity (UDA)	0
18/19 Contracted orthodontic activity (UOA)	0
Carry forward orthodontic activity (UOA)	0
Baseline contract value	£165,394.50

ACCESS*

Patients seen in 24 months	Total	Change since previous quarter
Quarter ending March 2018	3,693	
Quarter ending June 2018	3,694	→
Quarter ending September 2018	3,692	→
Quarter ending December 2018	3,720	→
Quarter ending March 2019	3,727	→
Variance since March 2018	0.9%	→



ACTIVITY



Adjusted Scheduled Activity (UDA)		
Month	2018	2019
April	13	238
May	522	792
June	1,065	1,112
July	1,583	1,663
August	2,208	2,198
September	2,790	2,712
October	3,237	3,186
November	3,873	3,678
December	4,348	4,012
January	4,950	4,718
February	5,440	5,166
March	6,021	5,726
April	6,314	6,111
May	6,341	6,140
June	6,351	6,146

QUALITY

	Quantity	Base Number	Contract	AT	Region	England
% of FP17s for the same patient ID Re-attending within 3 months - Children	169	3,193	5.3%	9.6%	11.3%	11.8%
% of FP17s for the same patient ID Re-attending within 3 months - Adults	117	1,574	7.4%	15.2%	15.4%	15.7%
% of FP17s for the same patient ID Re-attending between 3 & 9 months - Children	2,036	3,193	63.8%	60.2%	61.3%	58.9%
% of FP17s for the same patient ID Re-attending between 3 & 9 months - Adults	914	1,574	58.1%	51.3%	52.1%	50.8%
% of FP17s for Band 1 Urgent Courses	234	4,809	4.9%	9.5%	9.5%	9.1%
% of FP17s Relating to Free Repair or Replacements	1	4,809	0.0%	0.5%	0.6%	0.8%
% of FP17s Relating to Continuations	14	4,809	0.3%	0.8%	0.8%	0.9%
% of Patients satisfied with the dentistry they have received	1	1	N/A	92.4%	92.4%	92.5%
% of Patients satisfied with the time they had to wait for an appointment	1	1	N/A	88.4%	86.3%	87.0%

* This is based on patients treated on this contract for their most recent course of treatment.

Figures in italics indicate the base number of FP17s or Patient Questionnaire responses are less than 100. N/A is shown where the base number of responses is less than 10 during the period. % is calculated as Quantity/Base number*100

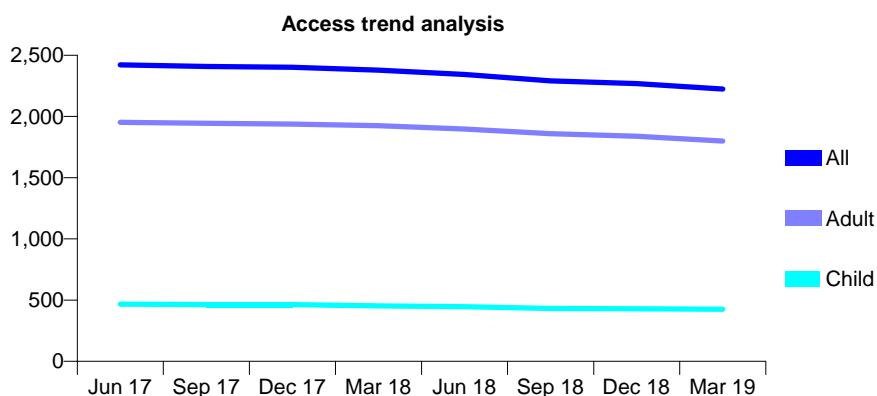
Q68 - Vital Signs At a Glance Contract Report for 193828/0001 - Year end March 2019

Name or company name	Rottingdean Dental Care
Contract type name	GDS Contract
Purpose of contract	General
Contract start date	01/11/2009
Contract end date	

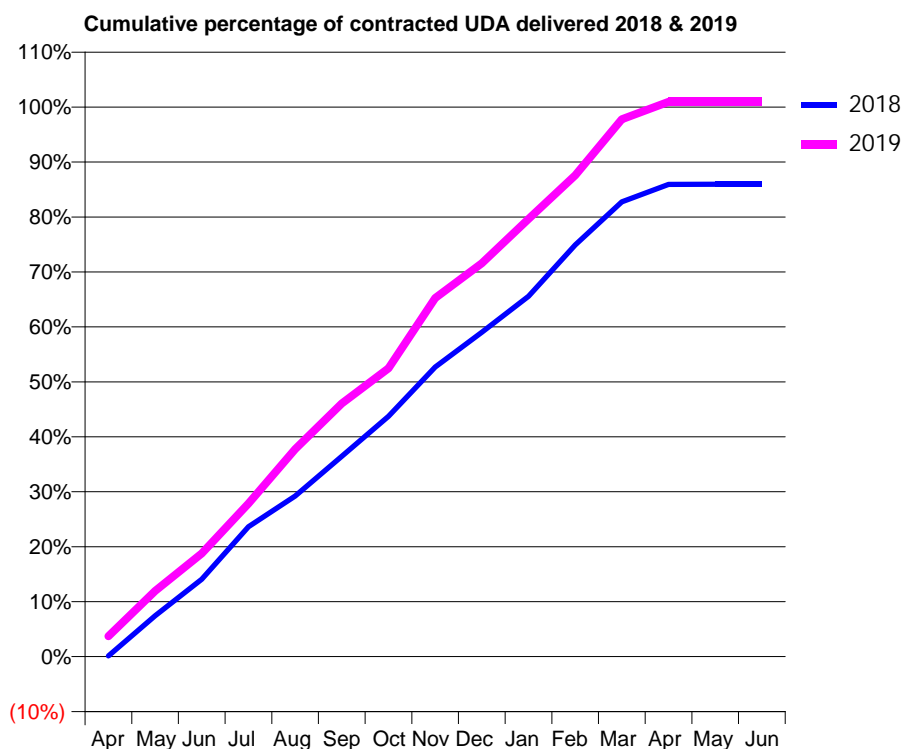
18/19 Contracted general activity (UDA)	6,878
Carry forward general activity (UDA)	0
18/19 Contracted orthodontic activity (UOA)	0
Carry forward orthodontic activity (UOA)	0
Baseline contract value	£180,847.63

ACCESS*

Patients seen in 24 months	Total	Change since previous quarter
Quarter ending March 2018	2,378	
Quarter ending June 2018	2,343	↓
Quarter ending September 2018	2,291	↓
Quarter ending December 2018	2,268	↓
Quarter ending March 2019	2,224	↓
Variance since March 2018	(6.5%)	↓



ACTIVITY



Month	Adjusted Scheduled Activity (UDA)	
	2018	2019
April	10	256
May	595	823
June	1,127	1,291
July	1,891	1,916
August	2,339	2,597
September	2,916	3,167
October	3,499	3,608
November	4,216	4,487
December	4,720	4,923
January	5,244	5,477
February	5,994	6,025
March	6,621	6,725
April	6,873	6,944
May	6,876	6,944
June	6,878	6,944

QUALITY

	Quantity	Base Number	Contract	AT	Region	England
% of FP17s for the same patient ID Re-attending within 3 months - Children	102	794	12.8%	9.6%	11.3%	11.8%
% of FP17s for the same patient ID Re-attending within 3 months - Adults	509	3,056	16.7%	15.2%	15.4%	15.7%
% of FP17s for the same patient ID Re-attending between 3 & 9 months - Children	548	794	69.0%	60.2%	61.3%	58.9%
% of FP17s for the same patient ID Re-attending between 3 & 9 months - Adults	2,065	3,056	67.6%	51.3%	52.1%	50.8%
% of FP17s for Band 1 Urgent Courses	307	3,802	8.1%	9.5%	9.5%	9.1%
% of FP17s Relating to Free Repair or Replacements	50	3,802	1.3%	0.5%	0.6%	0.8%
% of FP17s Relating to Continuations	28	3,802	0.7%	0.8%	0.8%	0.9%
% of Patients satisfied with the dentistry they have received	1	1	N/A	92.4%	92.4%	92.5%
% of Patients satisfied with the time they had to wait for an appointment	1	1	N/A	88.4%	86.3%	87.0%

* This is based on patients treated on this contract for their most recent course of treatment. Figures in italics indicate the base number of FP17s or Patient Questionnaire responses are less than 100. N/A is shown where the base number of responses is less than 10 during the period. % is calculated as Quantity/Base number*100

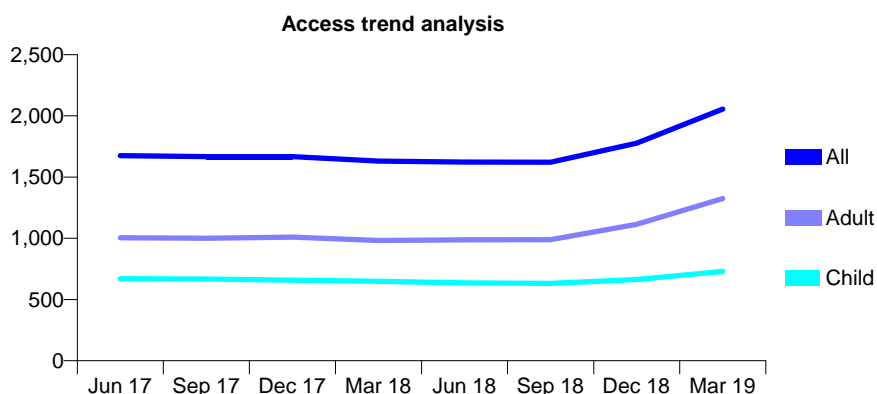
Q68 - Vital Signs At a Glance Contract Report for 194883/0001 - Year end March 2019

Name or company name	Church Road Dental Care
Contract type name	GDS Contract
Purpose of contract	General
Contract start date	01/04/2013
Contract end date	

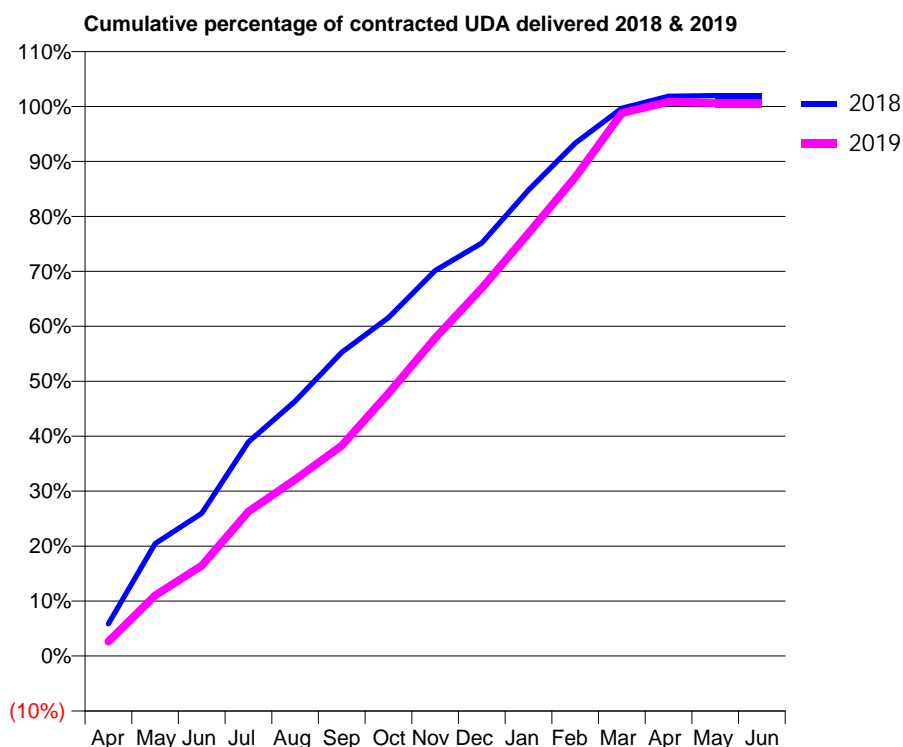
18/19 Contracted general activity (UDA)	3,438
Carry forward general activity (UDA)	0
18/19 Contracted orthodontic activity (UOA)	0
Carry forward orthodontic activity (UOA)	0
Baseline contract value	£84,364.02

ACCESS*

Patients seen in 24 months	Total	Change since previous quarter
Quarter ending March 2018	1,631	
Quarter ending June 2018	1,623	→
Quarter ending September 2018	1,621	→
Quarter ending December 2018	1,777	↑
Quarter ending March 2019	2,055	↑
Variance since March 2018	26.0%	↑



ACTIVITY



Month	Adjusted Scheduled Activity (UDA)	
	2018	2019
April	202	91
May	704	379
June	893	565
July	1,340	904
August	1,595	1,104
September	1,900	1,316
October	2,117	1,644
November	2,411	1,989
December	2,583	2,301
January	2,916	2,644
February	3,208	2,995
March	3,427	3,397
April	3,502	3,467
May	3,505	3,458
June	3,505	3,458

QUALITY

	Quantity	Base Number	Contract	AT	Region	England
% of FP17s for the same patient ID Re-attending within 3 months - Children	48	930	5.2%	9.6%	11.3%	11.8%
% of FP17s for the same patient ID Re-attending within 3 months - Adults	124	1,401	8.9%	15.2%	15.4%	15.7%
% of FP17s for the same patient ID Re-attending between 3 & 9 months - Children	409	930	44.0%	60.2%	61.3%	58.9%
% of FP17s for the same patient ID Re-attending between 3 & 9 months - Adults	423	1,401	30.2%	51.3%	52.1%	50.8%
% of FP17s for Band 1 Urgent Courses	151	2,000	7.6%	9.5%	9.5%	9.1%
% of FP17s Relating to Free Repair or Replacements	5	2,000	0.3%	0.5%	0.6%	0.8%
% of FP17s Relating to Continuations	1	2,000	0.1%	0.8%	0.8%	0.9%
% of Patients satisfied with the dentistry they have received	0	0	N/A	92.4%	92.4%	92.5%
% of Patients satisfied with the time they had to wait for an appointment	0	0	N/A	88.4%	86.3%	87.0%

* This is based on patients treated on this contract for their most recent course of treatment. Figures in italics indicate the base number of FP17s or Patient Questionnaire responses are less than 100. N/A is shown where the base number of responses is less than 10 during the period. % is calculated as Quantity/Base number*100

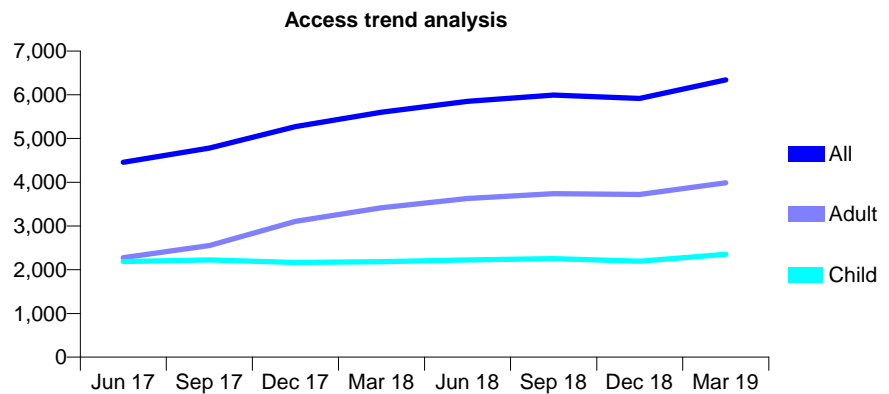
Q68 - Vital Signs At a Glance Contract Report for 195138/0001 - Year end March 2019

Name or company name	Mr Manish Patel & Mrs Preeti Patel
Contract type name	GDS Contract
Purpose of contract	General
Contract start date	16/01/2012
Contract end date	

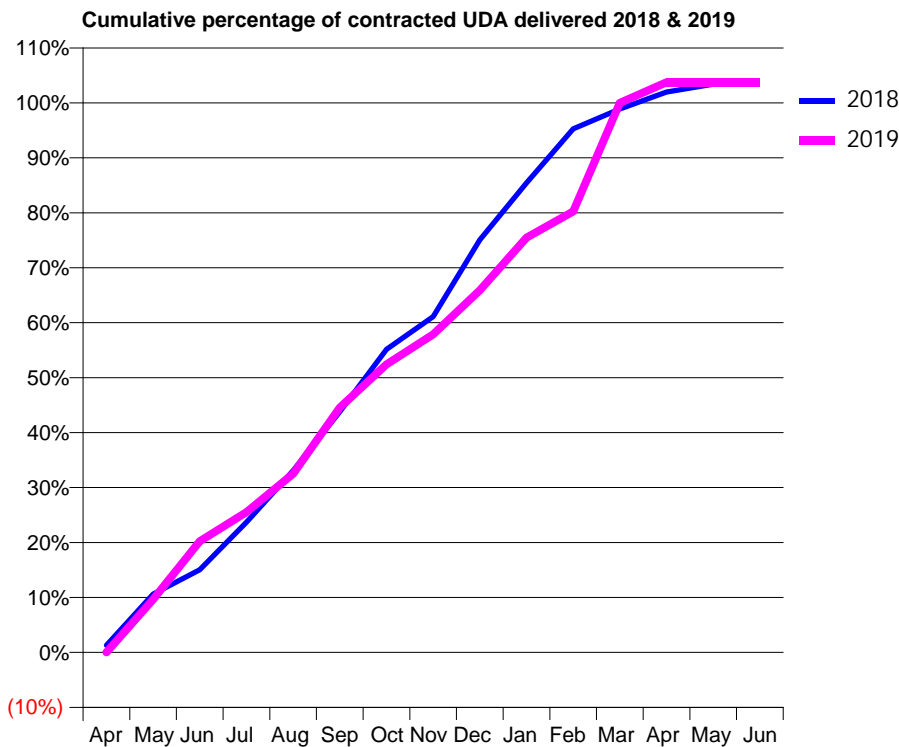
18/19 Contracted general activity (UDA)	15,000
Carry forward general activity (UDA)	0
18/19 Contracted orthodontic activity (UOA)	0
Carry forward orthodontic activity (UOA)	0
Baseline contract value	£413,602.52

ACCESS*

Patients seen in 24 months	Total	Change since previous quarter
Quarter ending March 2018	5,601	
Quarter ending June 2018	5,853	↑
Quarter ending September 2018	5,991	↑
Quarter ending December 2018	5,917	↓
Quarter ending March 2019	6,339	↑
Variance since March 2018	13.2%	↑



ACTIVITY



Month	Adjusted Scheduled Activity (UDA)	
	2018	2019
April	194	0
May	1,594	1,449
June	2,255	3,034
July	3,555	3,830
August	4,967	4,880
September	6,569	6,683
October	8,273	7,862
November	9,169	8,682
December	11,262	9,886
January	12,816	11,320
February	14,287	12,037
March	14,830	15,000
April	15,299	15,563
May	15,509	15,562
June	15,508	15,562

QUALITY

	Quantity	Base Number	Contract	AT	Region	England
% of FP17s for the same patient ID Re-attending within 3 months - Children	157	2,915	5.4%	9.6%	11.3%	11.8%
% of FP17s for the same patient ID Re-attending within 3 months - Adults	214	3,264	6.6%	15.2%	15.4%	15.7%
% of FP17s for the same patient ID Re-attending between 3 & 9 months - Children	1,159	2,915	39.8%	60.2%	61.3%	58.9%
% of FP17s for the same patient ID Re-attending between 3 & 9 months - Adults	981	3,264	30.1%	51.3%	52.1%	50.8%
% of FP17s for Band 1 Urgent Courses	233	6,080	3.8%	9.5%	9.5%	9.1%
% of FP17s Relating to Free Repair or Replacements	6	6,080	0.1%	0.5%	0.6%	0.8%
% of FP17s Relating to Continuations	27	6,080	0.4%	0.8%	0.8%	0.9%
% of Patients satisfied with the dentistry they have received	2	2	N/A	92.4%	92.4%	92.5%
% of Patients satisfied with the time they had to wait for an appointment	1	2	N/A	88.4%	86.3%	87.0%

* This is based on patients treated on this contract for their most recent course of treatment. Figures in italics indicate the base number of FP17s or Patient Questionnaire responses are less than 100. N/A is shown where the base number of responses is less than 10 during the period. % is calculated as Quantity/Base number*100

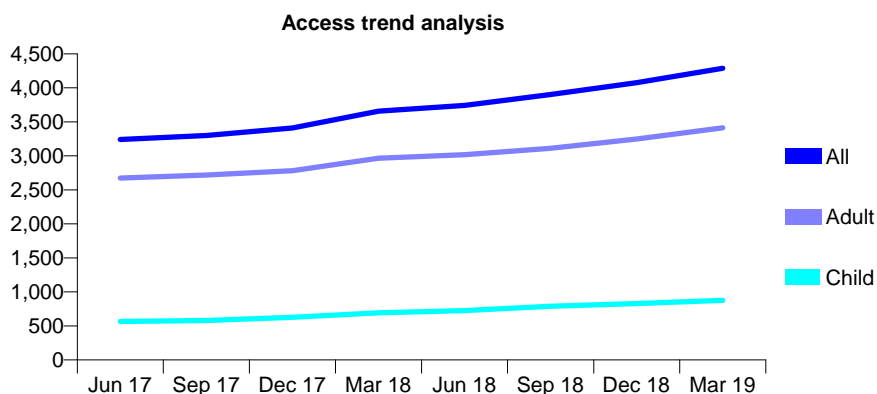
Q68 - Vital Signs At a Glance Contract Report for 195553/0001 - Year end March 2019

Name or company name	Dr Satnam Louis Limited
Contract type name	GDS Contract
Purpose of contract	General
Contract start date	01/04/2010
Contract end date	

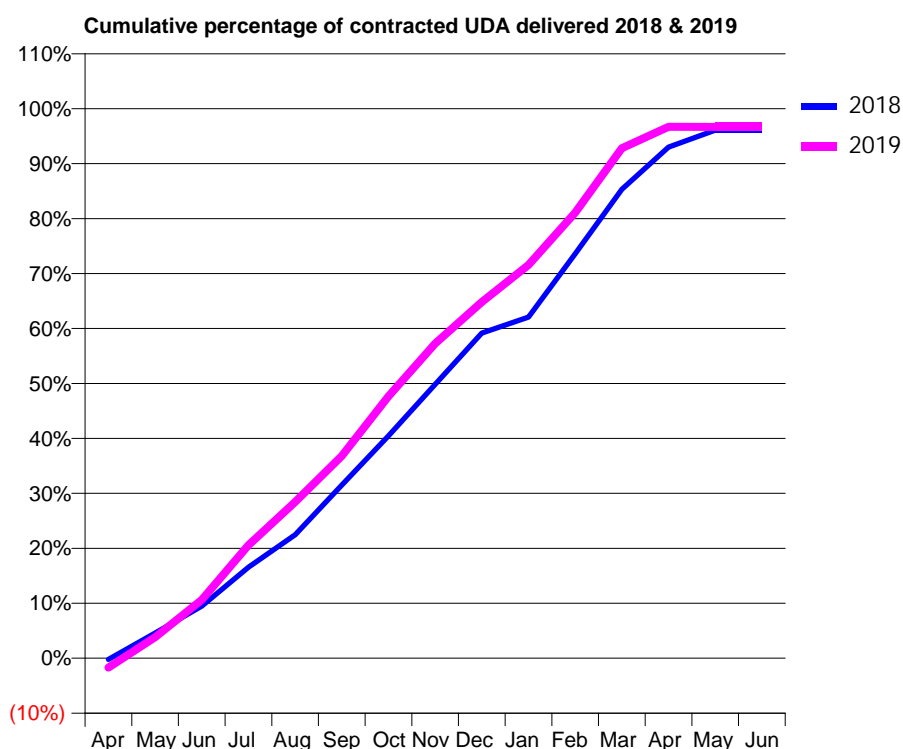
18/19 Contracted general activity (UDA)	11,000
Carry forward general activity (UDA)	431
18/19 Contracted orthodontic activity (UOA)	0
Carry forward orthodontic activity (UOA)	0
Baseline contract value	£346,964.75

ACCESS*

Patients seen in 24 months	Total	Change since previous quarter
Quarter ending March 2018	3,658	
Quarter ending June 2018	3,743	↑
Quarter ending September 2018	3,902	↑
Quarter ending December 2018	4,078	↑
Quarter ending March 2019	4,288	↑
Variance since March 2018	17.2%	↑



ACTIVITY



Month	2018	2019
April	-24	-189
May	507	422
June	1,043	1,167
July	1,822	2,263
August	2,474	3,126
September	3,464	4,049
October	4,450	5,244
November	5,482	6,300
December	6,507	7,129
January	6,829	7,873
February	8,096	8,920
March	9,384	10,205
April	10,231	10,636
May	10,568	10,634
June	10,568	10,634

QUALITY

	Quantity	Base Number	Contract	AT	Region	England
% of FP17s for the same patient ID Re-attending within 3 months - Children	61	1,201	5.1%	9.6%	11.3%	11.8%
% of FP17s for the same patient ID Re-attending within 3 months - Adults	557	4,963	11.2%	15.2%	15.4%	15.7%
% of FP17s for the same patient ID Re-attending between 3 & 9 months - Children	665	1,201	55.4%	60.2%	61.3%	58.9%
% of FP17s for the same patient ID Re-attending between 3 & 9 months - Adults	2,791	4,963	56.2%	51.3%	52.1%	50.8%
% of FP17s for Band 1 Urgent Courses	428	6,004	7.1%	9.5%	9.5%	9.1%
% of FP17s Relating to Free Repair or Replacements	14	6,004	0.2%	0.5%	0.6%	0.8%
% of FP17s Relating to Continuations	45	6,004	0.7%	0.8%	0.8%	0.9%
% of Patients satisfied with the dentistry they have received	1	1	N/A	92.4%	92.4%	92.5%
% of Patients satisfied with the time they had to wait for an appointment	1	1	N/A	88.4%	86.3%	87.0%

* This is based on patients treated on this contract for their most recent course of treatment.

Figures in italics indicate the base number of FP17s or Patient Questionnaire responses are less than 100. N/A is shown where the base number of responses is less than 10 during the period. % is calculated as Quantity/Base number*100

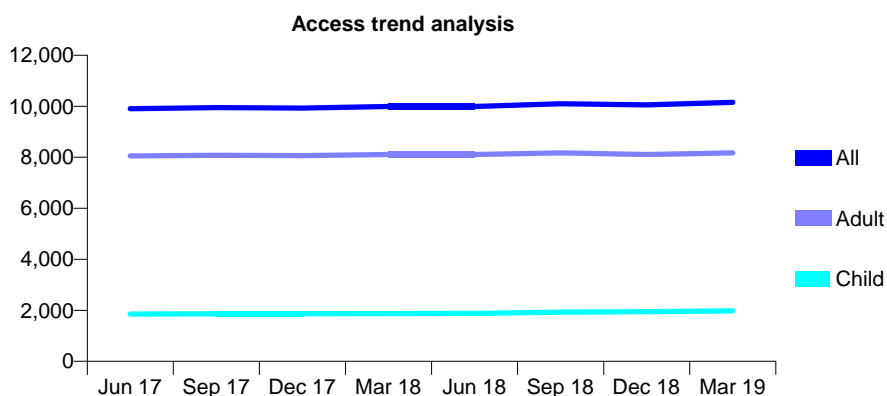
Q68 - Vital Signs At a Glance Contract Report for 197440/0001 - Year end March 2019

Name or company name	Hinal Patel and Shivali Patel
Contract type name	GDS Contract
Purpose of contract	General
Contract start date	01/10/2010
Contract end date	

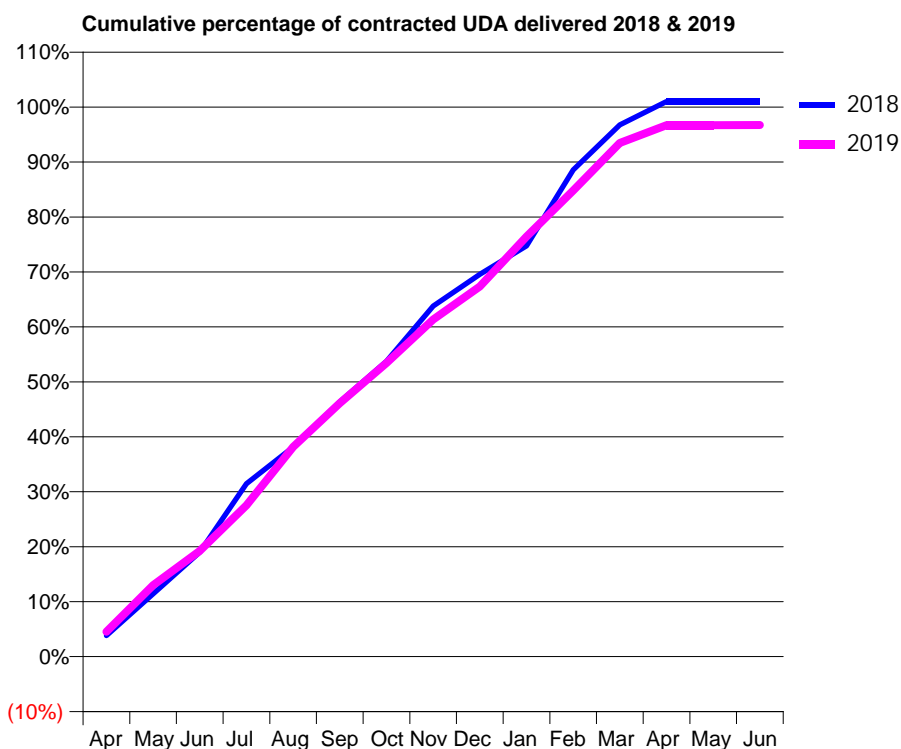
18/19 Contracted general activity (UDA)	28,271
Carry forward general activity (UDA)	0
18/19 Contracted orthodontic activity (UOA)	0
Carry forward orthodontic activity (UOA)	0
Baseline contract value	£654,457.29

ACCESS*

Patients seen in 24 months	Total	Change since previous quarter
Quarter ending March 2018	9,990	
Quarter ending June 2018	9,997	→
Quarter ending September 2018	10,099	→
Quarter ending December 2018	10,059	→
Quarter ending March 2019	10,157	→
Variance since March 2018	1.7%	→



ACTIVITY



Month	Adjusted Scheduled Activity (UDA)	
	2018	2019
April	1,081	1,281
May	3,237	3,672
June	5,374	5,437
July	8,895	7,782
August	10,781	10,788
September	13,110	13,036
October	15,191	15,101
November	18,032	17,340
December	19,668	19,042
January	21,132	21,608
February	25,045	23,982
March	27,358	26,426
April	28,559	27,338
May	28,560	27,337
June	28,560	27,342

QUALITY

	Quantity	Base Number	Contract	AT	Region	England
% of FP17s for the same patient ID Re-attending within 3 months - Children	210	3,168	6.6%	9.6%	11.3%	11.8%
% of FP17s for the same patient ID Re-attending within 3 months - Adults	1,700	12,392	13.7%	15.2%	15.4%	15.7%
% of FP17s for the same patient ID Re-attending between 3 & 9 months - Children	2,050	3,168	64.7%	60.2%	61.3%	58.9%
% of FP17s for the same patient ID Re-attending between 3 & 9 months - Adults	7,416	12,392	59.8%	51.3%	52.1%	50.8%
% of FP17s for Band 1 Urgent Courses	1,138	15,479	7.4%	9.5%	9.5%	9.1%
% of FP17s Relating to Free Repair or Replacements	108	15,479	0.7%	0.5%	0.6%	0.8%
% of FP17s Relating to Continuations	324	15,479	2.1%	0.8%	0.8%	0.9%
% of Patients satisfied with the dentistry they have received	3	3	N/A	92.4%	92.4%	92.5%
% of Patients satisfied with the time they had to wait for an appointment	3	3	N/A	88.4%	86.3%	87.0%

* This is based on patients treated on this contract for their most recent course of treatment.

Figures in italics indicate the base number of FP17s or Patient Questionnaire responses are less than 100. N/A is shown where the base number of responses is less than 10 during the period. % is calculated as Quantity/Base number*100

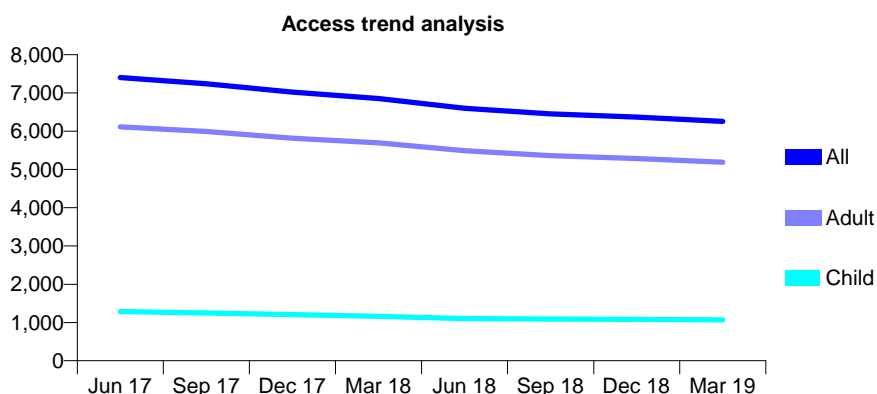
Q68 - Vital Signs At a Glance Contract Report for 198374/0001 - Year end March 2019

Name or company name	The Brassey Avenue Dental Practice Partne
Contract type name	GDS Contract
Purpose of contract	General
Contract start date	01/07/2015
Contract end date	

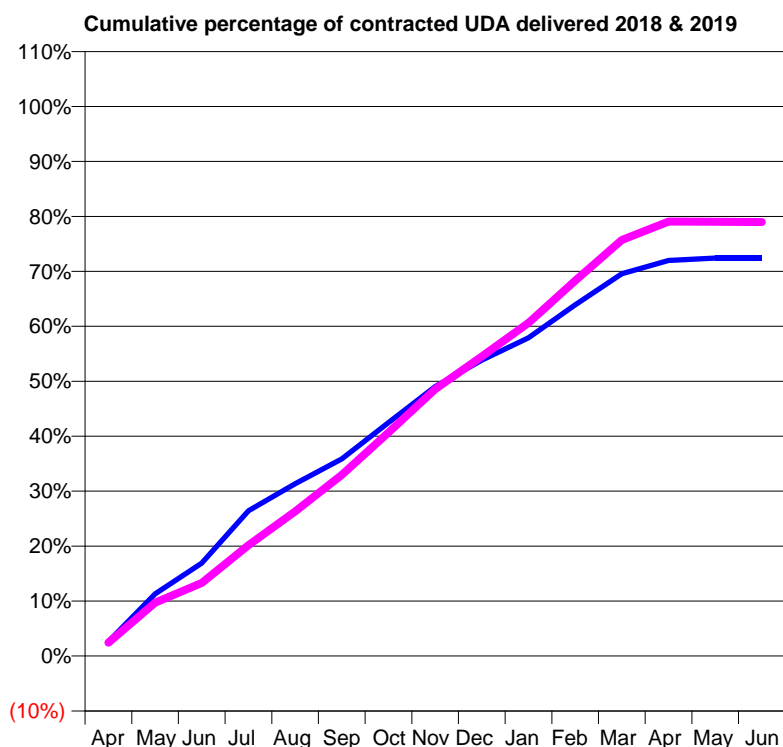
18/19 Contracted general activity (UDA)	18,773
Carry forward general activity (UDA)	0
18/19 Contracted orthodontic activity (UOA)	0
Carry forward orthodontic activity (UOA)	0
Baseline contract value	£431,410.64

ACCESS*

Patients seen in 24 months	Total	Change since previous quarter
Quarter ending March 2018	6,855	
Quarter ending June 2018	6,598	↓
Quarter ending September 2018	6,449	↓
Quarter ending December 2018	6,369	↓
Quarter ending March 2019	6,257	↓
Variance since March 2018	(8.7%)	↓



ACTIVITY



Month	Adjusted Scheduled Activity (UDA)	
	2018	2019
April	495	456
May	2,126	1,824
June	3,175	2,494
July	4,962	3,786
August	5,887	4,940
September	6,733	6,187
October	7,977	7,640
November	9,204	9,119
December	10,109	10,230
January	10,871	11,376
February	11,997	12,821
March	13,059	14,212
April	13,516	14,838
May	13,590	14,833
June	13,590	14,823

QUALITY

	Quantity	Base Number	Contract	AT	Region	England
% of FP17s for the same patient ID Re-attending within 3 months - Children	57	1,468	3.9%	9.6%	11.3%	11.8%
% of FP17s for the same patient ID Re-attending within 3 months - Adults	685	7,332	9.3%	15.2%	15.4%	15.7%
% of FP17s for the same patient ID Re-attending between 3 & 9 months - Children	687	1,468	46.8%	60.2%	61.3%	58.9%
% of FP17s for the same patient ID Re-attending between 3 & 9 months - Adults	3,171	7,332	43.2%	51.3%	52.1%	50.8%
% of FP17s for Band 1 Urgent Courses	621	8,843	7.0%	9.5%	9.5%	9.1%
% of FP17s Relating to Free Repair or Replacements	52	8,843	0.6%	0.5%	0.6%	0.8%
% of FP17s Relating to Continuations	71	8,843	0.8%	0.8%	0.8%	0.9%
% of Patients satisfied with the dentistry they have received	2	2	N/A	92.4%	92.4%	92.5%
% of Patients satisfied with the time they had to wait for an appointment	2	2	N/A	88.4%	86.3%	87.0%

* This is based on patients treated on this contract for their most recent course of treatment. Figures in italics indicate the base number of FP17s or Patient Questionnaire responses are less than 100. N/A is shown where the base number of responses is less than 10 during the period. % is calculated as Quantity/Base number*100

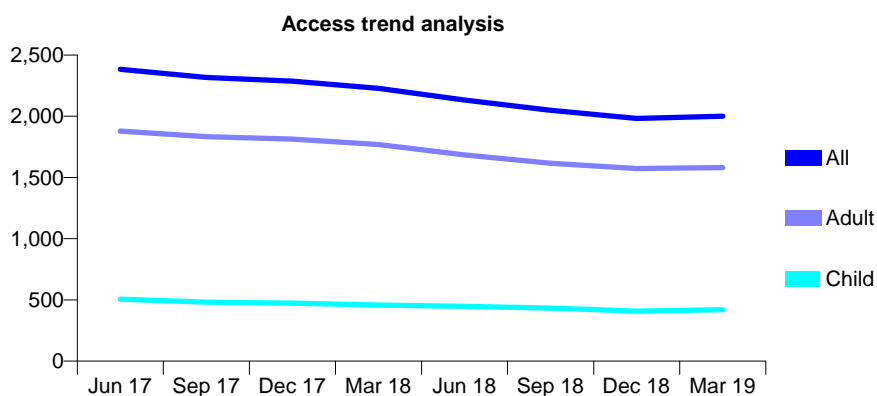
Q68 - Vital Signs At a Glance Contract Report for 198420/0001 - Year end March 2019

Name or company name	Eaton Road Dental Practice Ltd
Contract type name	GDS Contract
Purpose of contract	General
Contract start date	01/10/2007
Contract end date	

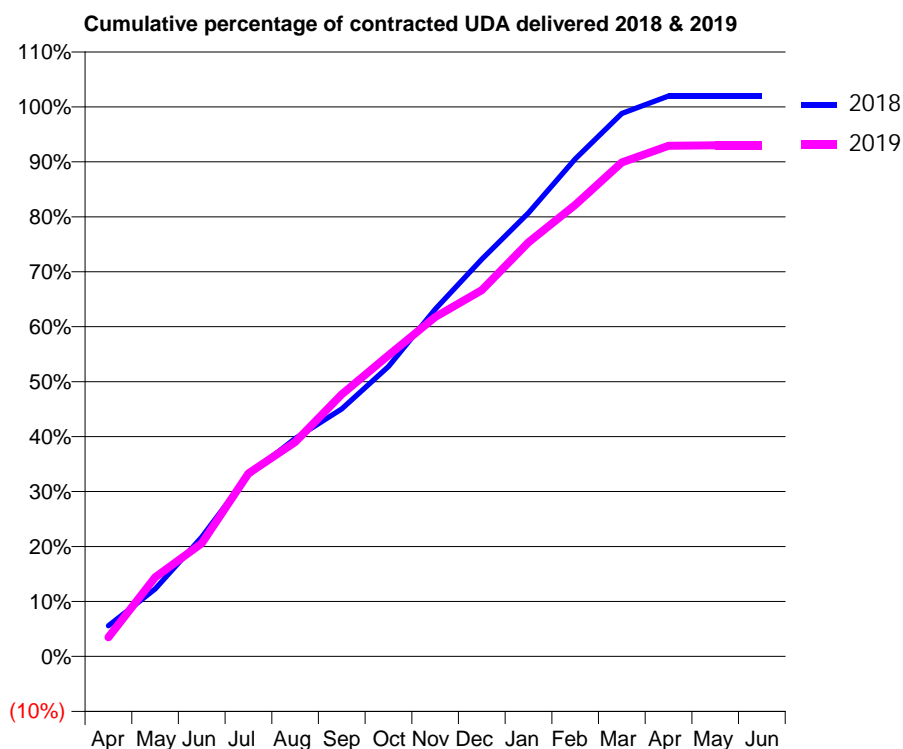
18/19 Contracted general activity (UDA)	4,243
Carry forward general activity (UDA)	0
18/19 Contracted orthodontic activity (UOA)	0
Carry forward orthodontic activity (UOA)	0
Baseline contract value	£137,024.83

ACCESS*

Patients seen in 24 months	Total	Change since previous quarter
Quarter ending March 2018	2,228	
Quarter ending June 2018	2,132	↓
Quarter ending September 2018	2,049	↓
Quarter ending December 2018	1,982	↓
Quarter ending March 2019	2,001	→
Variance since March 2018	(10.2%)	↓



ACTIVITY



Month	Adjusted Scheduled Activity (UDA)	
	2018	2019
April	236	148
May	520	612
June	921	872
July	1,401	1,414
August	1,682	1,655
September	1,912	2,024
October	2,239	2,325
November	2,681	2,620
December	3,066	2,828
January	3,425	3,198
February	3,841	3,487
March	4,192	3,813
April	4,326	3,942
May	4,326	3,946
June	4,326	3,946

QUALITY

	Quantity	Base Number	Contract	AT	Region	England
% of FP17s for the same patient ID Re-attending within 3 months - Children	7	407	1.7%	9.6%	11.3%	11.8%
% of FP17s for the same patient ID Re-attending within 3 months - Adults	88	1,435	6.1%	15.2%	15.4%	15.7%
% of FP17s for the same patient ID Re-attending between 3 & 9 months - Children	139	407	34.2%	60.2%	61.3%	58.9%
% of FP17s for the same patient ID Re-attending between 3 & 9 months - Adults	412	1,435	28.7%	51.3%	52.1%	50.8%
% of FP17s for Band 1 Urgent Courses	115	1,877	6.1%	9.5%	9.5%	9.1%
% of FP17s Relating to Free Repair or Replacements	2	1,877	0.1%	0.5%	0.6%	0.8%
% of FP17s Relating to Continuations	0	1,877	0.0%	0.8%	0.8%	0.9%
% of Patients satisfied with the dentistry they have received	1	1	N/A	92.4%	92.4%	92.5%
% of Patients satisfied with the time they had to wait for an appointment	1	1	N/A	88.4%	86.3%	87.0%

* This is based on patients treated on this contract for their most recent course of treatment. Figures in italics indicate the base number of FP17s or Patient Questionnaire responses are less than 100. N/A is shown where the base number of responses is less than 10 during the period. % is calculated as Quantity/Base number*100

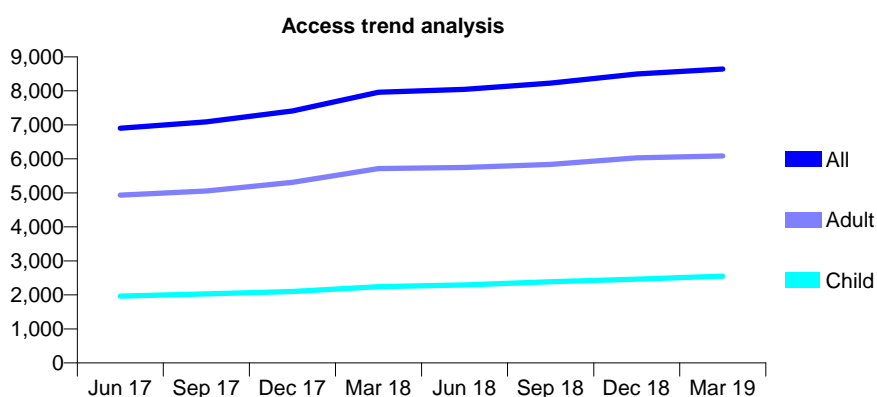
Q68 - Vital Signs At a Glance Contract Report for 198684/0002 - Year end March 2019

Name or company name	Mr Michael Frank Lee and Mr Bahader Sing
Contract type name	GDS Contract
Purpose of contract	General
Contract start date	01/05/2014
Contract end date	

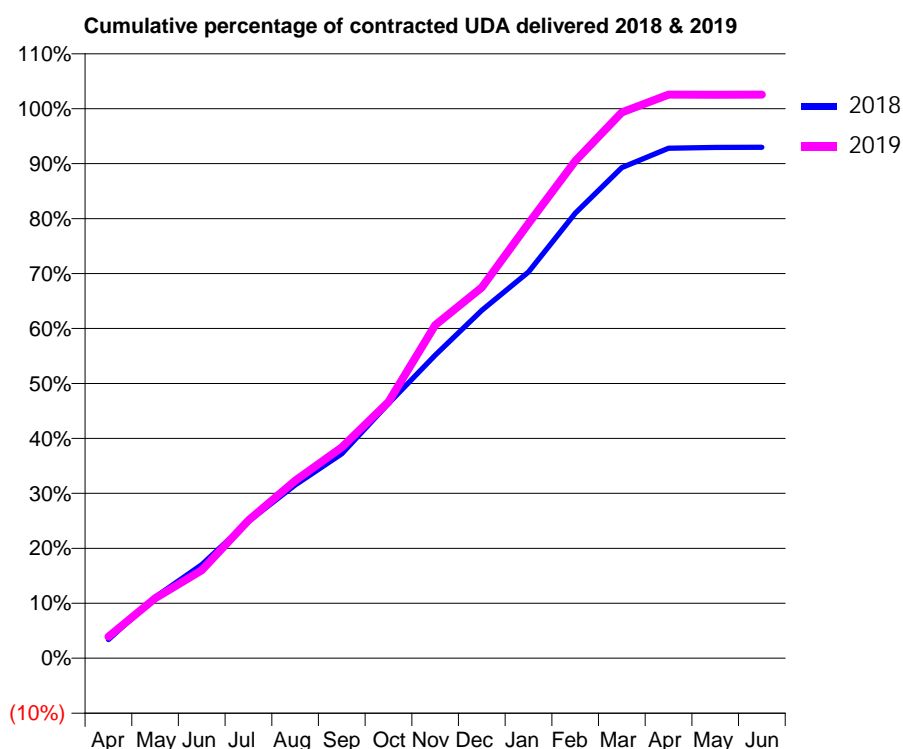
18/19 Contracted general activity (UDA)	16,283
Carry forward general activity (UDA)	0
18/19 Contracted orthodontic activity (UOA)	0
Carry forward orthodontic activity (UOA)	0
Baseline contract value	£434,734.41

ACCESS*

Patients seen in 24 months	Total	Change since previous quarter
Quarter ending March 2018	7,959	
Quarter ending June 2018	8,044	→
Quarter ending September 2018	8,228	↑
Quarter ending December 2018	8,495	↑
Quarter ending March 2019	8,642	→
Variance since March 2018	8.6%	↑



ACTIVITY



Month	Adjusted Scheduled Activity (UDA)	
	2018	2019
April	556	636
May	1,813	1,777
June	2,774	2,608
July	4,058	4,086
August	5,134	5,260
September	6,059	6,249
October	7,546	7,594
November	8,979	9,872
December	10,306	10,983
January	11,447	12,880
February	13,185	14,730
March	14,536	16,173
April	15,106	16,695
May	15,135	16,692
June	15,138	16,699

QUALITY

	Quantity	Base Number	Contract	AT	Region	England
% of FP17s for the same patient ID Re-attending within 3 months - Children	279	3,577	7.8%	9.6%	11.3%	11.8%
% of FP17s for the same patient ID Re-attending within 3 months - Adults	1,146	7,283	15.7%	15.2%	15.4%	15.7%
% of FP17s for the same patient ID Re-attending between 3 & 9 months - Children	2,086	3,577	58.3%	60.2%	61.3%	58.9%
% of FP17s for the same patient ID Re-attending between 3 & 9 months - Adults	3,284	7,283	45.1%	51.3%	52.1%	50.8%
% of FP17s for Band 1 Urgent Courses	1,423	10,043	14.2%	9.5%	9.5%	9.1%
% of FP17s Relating to Free Repair or Replacements	17	10,043	0.2%	0.5%	0.6%	0.8%
% of FP17s Relating to Continuations	19	10,043	0.2%	0.8%	0.8%	0.9%
% of Patients satisfied with the dentistry they have received	5	5	N/A	92.4%	92.4%	92.5%
% of Patients satisfied with the time they had to wait for an appointment	5	5	N/A	88.4%	86.3%	87.0%

* This is based on patients treated on this contract for their most recent course of treatment. Figures in italics indicate the base number of FP17s or Patient Questionnaire responses are less than 100. N/A is shown where the base number of responses is less than 10 during the period. % is calculated as Quantity/Base number*100

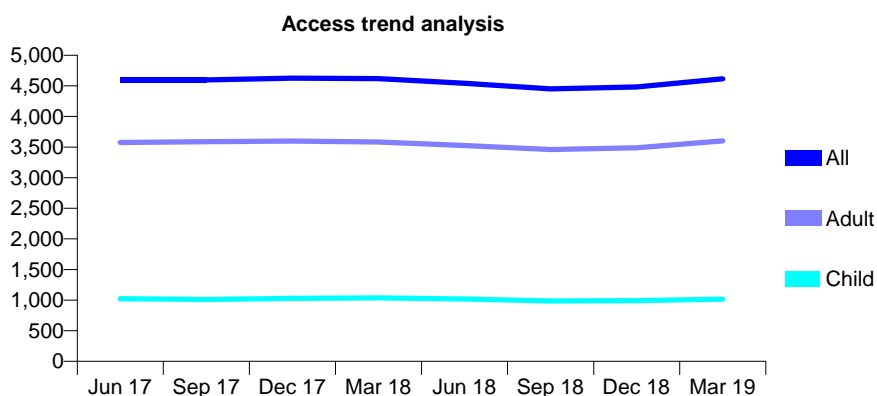
Q68 - Vital Signs At a Glance Contract Report for 199028/0001 - Year end March 2019

Name or company name	HARTLEY DENTAL LIMITED
Contract type name	GDS Contract
Purpose of contract	General
Contract start date	01/09/2008
Contract end date	

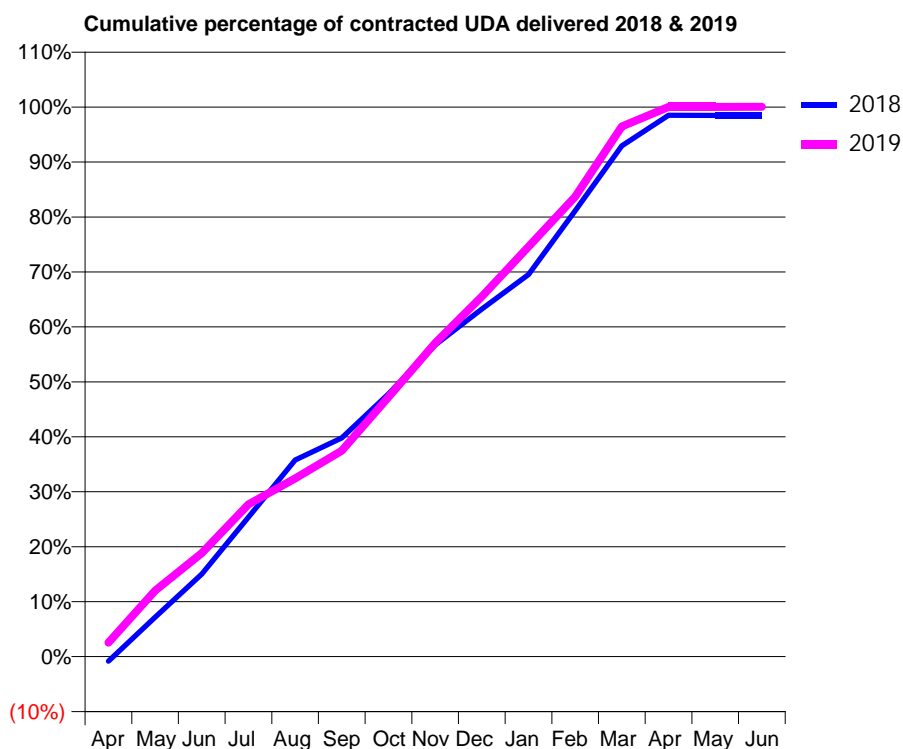
18/19 Contracted general activity (UDA)	16,250
Carry forward general activity (UDA)	245
18/19 Contracted orthodontic activity (UOA)	0
Carry forward orthodontic activity (UOA)	0
Baseline contract value	£382,565.23

ACCESS*

Patients seen in 24 months	Total	Change since previous quarter
Quarter ending March 2018	4,617	
Quarter ending June 2018	4,544	↓
Quarter ending September 2018	4,450	↓
Quarter ending December 2018	4,483	→
Quarter ending March 2019	4,616	↑
Variance since March 2018	(0.0%)	→



ACTIVITY



Month	Adjusted Scheduled Activity (UDA)	
	2018	2019
April	-141	415
May	1,169	1,952
June	2,440	3,064
July	4,121	4,507
August	5,814	5,270
September	6,464	6,089
October	7,771	7,675
November	9,217	9,272
December	10,278	10,644
January	11,299	12,120
February	13,183	13,601
March	15,107	15,676
April	16,008	16,251
May	16,004	16,251
June	16,004	16,255

QUALITY

	Quantity	Base Number	Contract	AT	Region	England
% of FP17s for the same patient ID Re-attending within 3 months - Children	88	1,541	5.7%	9.6%	11.3%	11.8%
% of FP17s for the same patient ID Re-attending within 3 months - Adults	664	4,979	13.3%	15.2%	15.4%	15.7%
% of FP17s for the same patient ID Re-attending between 3 & 9 months - Children	962	1,541	62.4%	60.2%	61.3%	58.9%
% of FP17s for the same patient ID Re-attending between 3 & 9 months - Adults	2,670	4,979	53.6%	51.3%	52.1%	50.8%
% of FP17s for Band 1 Urgent Courses	430	6,407	6.7%	9.5%	9.5%	9.1%
% of FP17s Relating to Free Repair or Replacements	57	6,407	0.9%	0.5%	0.6%	0.8%
% of FP17s Relating to Continuations	67	6,407	1.0%	0.8%	0.8%	0.9%
% of Patients satisfied with the dentistry they have received	1	1	N/A	92.4%	92.4%	92.5%
% of Patients satisfied with the time they had to wait for an appointment	1	1	N/A	88.4%	86.3%	87.0%

* This is based on patients treated on this contract for their most recent course of treatment. Figures in italics indicate the base number of FP17s or Patient Questionnaire responses are less than 100. N/A is shown where the base number of responses is less than 10 during the period. % is calculated as Quantity/Base number*100

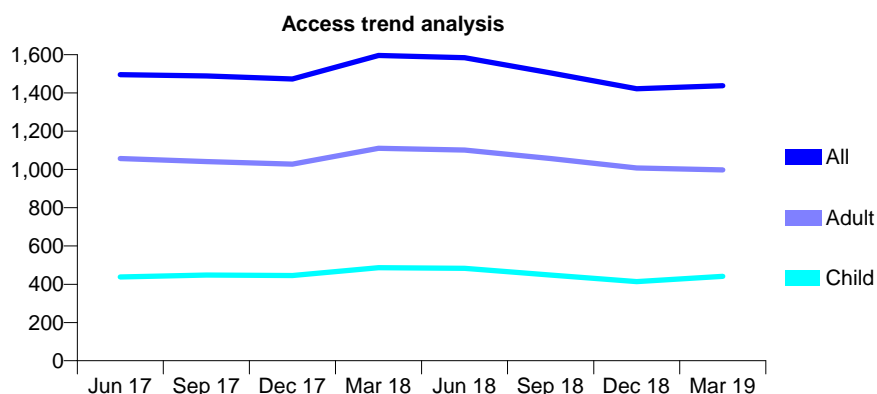
Q68 - Vital Signs At a Glance Contract Report for 199370/0001 - Year end March 2019

Name or company name	Pittham Dental Ltd
Contract type name	GDS Contract
Purpose of contract	General
Contract start date	01/09/2007
Contract end date	

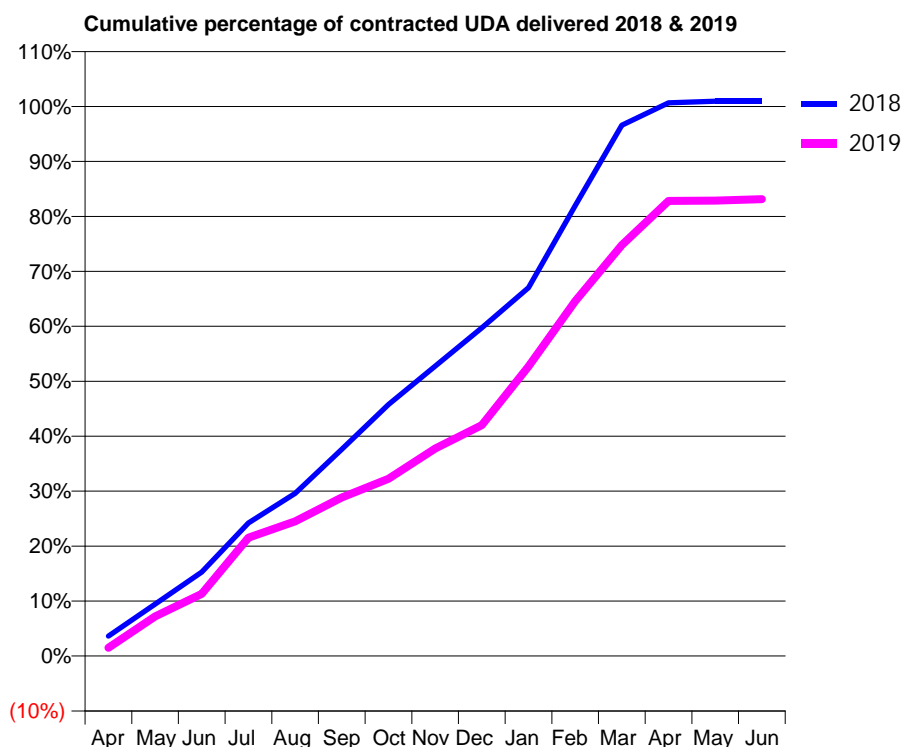
18/19 Contracted general activity (UDA)	4,800
Carry forward general activity (UDA)	0
18/19 Contracted orthodontic activity (UOA)	0
Carry forward orthodontic activity (UOA)	0
Baseline contract value	£106,105.05

ACCESS*

Patients seen in 24 months	Total	Change since previous quarter
Quarter ending March 2018	1,596	
Quarter ending June 2018	1,584	→
Quarter ending September 2018	1,505	↓
Quarter ending December 2018	1,422	↓
Quarter ending March 2019	1,438	→
Variance since March 2018	(9.9%)	↓



ACTIVITY



Month	Adjusted Scheduled Activity (UDA)	
	2018	2019
April	174	71
May	454	347
June	733	543
July	1,163	1,034
August	1,422	1,175
September	1,806	1,384
October	2,196	1,548
November	2,532	1,812
December	2,866	2,017
January	3,217	2,529
February	3,934	3,100
March	4,636	3,590
April	4,831	3,975
May	4,845	3,978
June	4,845	3,990

QUALITY

	Quantity	Base Number	Contract	AT	Region	England
% of FP17s for the same patient ID Re-attending within 3 months - Children	39	627	6.2%	9.6%	11.3%	11.8%
% of FP17s for the same patient ID Re-attending within 3 months - Adults	159	1,337	11.9%	15.2%	15.4%	15.7%
% of FP17s for the same patient ID Re-attending between 3 & 9 months - Children	338	627	53.9%	60.2%	61.3%	58.9%
% of FP17s for the same patient ID Re-attending between 3 & 9 months - Adults	759	1,337	56.8%	51.3%	52.1%	50.8%
% of FP17s for Band 1 Urgent Courses	114	1,975	5.8%	9.5%	9.5%	9.1%
% of FP17s Relating to Free Repair or Replacements	17	1,975	0.9%	0.5%	0.6%	0.8%
% of FP17s Relating to Continuations	17	1,975	0.9%	0.8%	0.8%	0.9%
% of Patients satisfied with the dentistry they have received	2	3	N/A	92.4%	92.4%	92.5%
% of Patients satisfied with the time they had to wait for an appointment	2	3	N/A	88.4%	86.3%	87.0%

* This is based on patients treated on this contract for their most recent course of treatment. Figures in italics indicate the base number of FP17s or Patient Questionnaire responses are less than 100. N/A is shown where the base number of responses is less than 10 during the period. % is calculated as Quantity/Base number*100

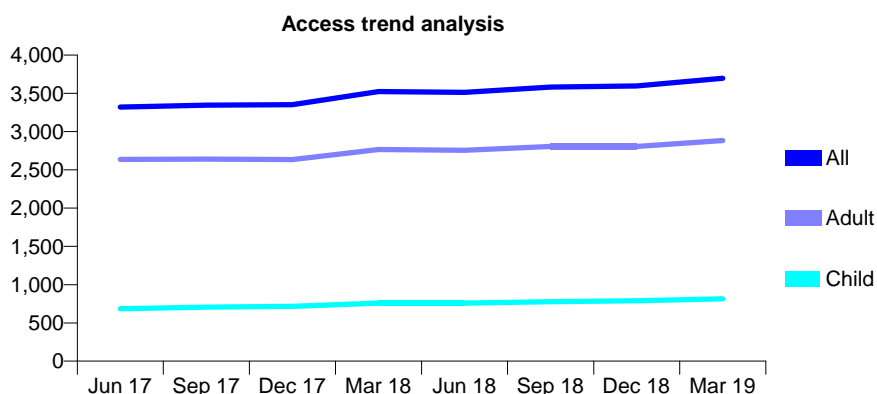
Q68 - Vital Signs At a Glance Contract Report for 199389/0001 - Year end March 2019

Name or company name	Pure Dental Surgery Limited
Contract type name	GDS Contract
Purpose of contract	General
Contract start date	01/05/2012
Contract end date	

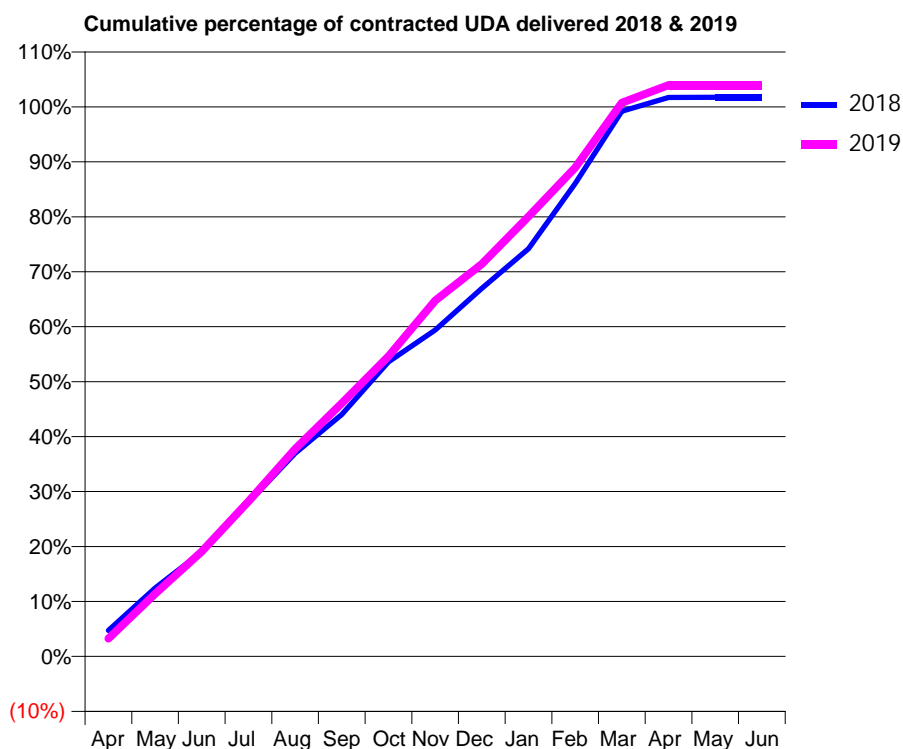
18/19 Contracted general activity (UDA)	11,066
Carry forward general activity (UDA)	0
18/19 Contracted orthodontic activity (UOA)	0
Carry forward orthodontic activity (UOA)	0
Baseline contract value	£262,862.56

ACCESS*

Patients seen in 24 months	Total	Change since previous quarter
Quarter ending March 2018	3,523	
Quarter ending June 2018	3,512	→
Quarter ending September 2018	3,582	→
Quarter ending December 2018	3,596	→
Quarter ending March 2019	3,697	↑
Variance since March 2018	4.9%	↑



ACTIVITY



Month	Adjusted Scheduled Activity (UDA)	
	2018	2019
April	526	357
May	1,380	1,265
June	2,107	2,111
July	3,097	3,121
August	4,091	4,179
September	4,872	5,097
October	5,930	6,044
November	6,573	7,165
December	7,410	7,902
January	8,211	8,858
February	9,525	9,842
March	10,976	11,148
April	11,257	11,503
May	11,259	11,503
June	11,258	11,503

QUALITY

	Quantity	Base Number	Contract	AT	Region	England
% of FP17s for the same patient ID Re-attending within 3 months - Children	87	1,230	7.1%	9.6%	11.3%	11.8%
% of FP17s for the same patient ID Re-attending within 3 months - Adults	567	4,416	12.8%	15.2%	15.4%	15.7%
% of FP17s for the same patient ID Re-attending between 3 & 9 months - Children	755	1,230	61.4%	60.2%	61.3%	58.9%
% of FP17s for the same patient ID Re-attending between 3 & 9 months - Adults	2,867	4,416	64.9%	51.3%	52.1%	50.8%
% of FP17s for Band 1 Urgent Courses	362	5,656	6.4%	9.5%	9.5%	9.1%
% of FP17s Relating to Free Repair or Replacements	15	5,656	0.3%	0.5%	0.6%	0.8%
% of FP17s Relating to Continuations	0	5,656	0.0%	0.8%	0.8%	0.9%
% of Patients satisfied with the dentistry they have received	4	4	N/A	92.4%	92.4%	92.5%
% of Patients satisfied with the time they had to wait for an appointment	4	4	N/A	88.4%	86.3%	87.0%

* This is based on patients treated on this contract for their most recent course of treatment. Figures in italics indicate the base number of FP17s or Patient Questionnaire responses are less than 100. N/A is shown where the base number of responses is less than 10 during the period. % is calculated as Quantity/Base number*100

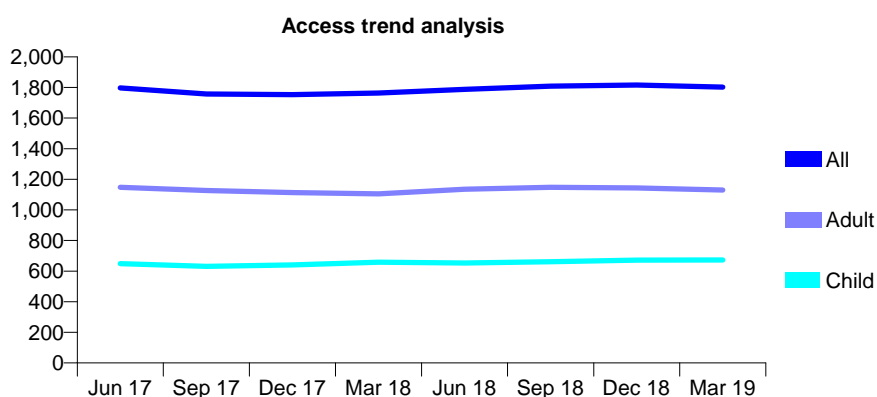
Q68 - Vital Signs At a Glance Contract Report for 199516/0001 - Year end March 2019

Name or company name	Pamela Noon and Shernaz Wadia
Contract type name	GDS Contract
Purpose of contract	General
Contract start date	01/03/2012
Contract end date	

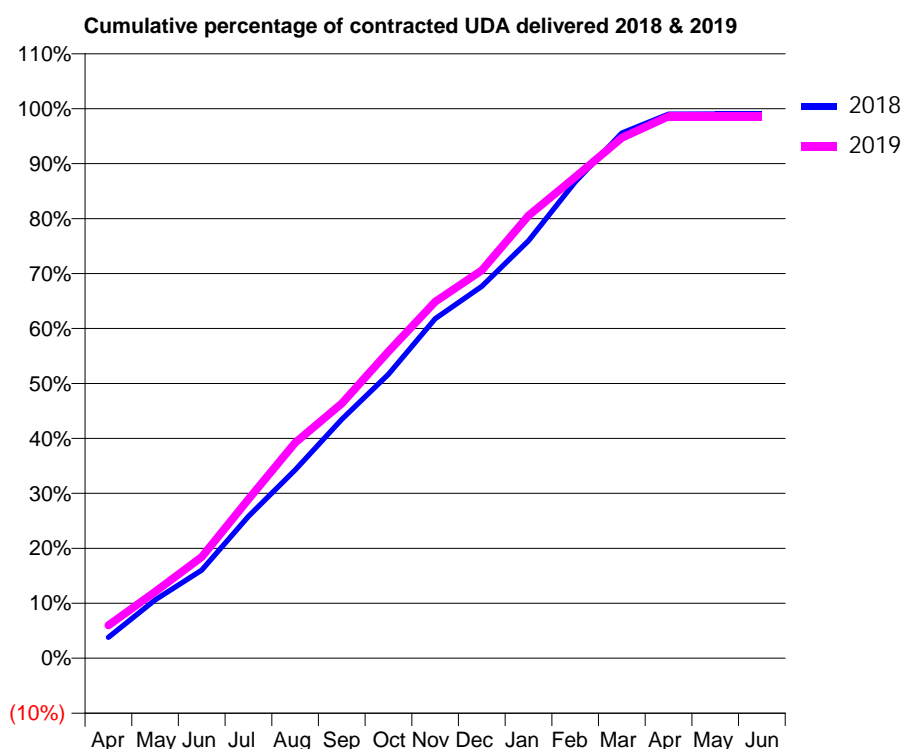
18/19 Contracted general activity (UDA)	6,100
Carry forward general activity (UDA)	60
18/19 Contracted orthodontic activity (UOA)	0
Carry forward orthodontic activity (UOA)	0
Baseline contract value	£174,695.85

ACCESS*

Patients seen in 24 months	Total	Change since previous quarter
Quarter ending March 2018	1,763	
Quarter ending June 2018	1,788	→
Quarter ending September 2018	1,809	→
Quarter ending December 2018	1,816	→
Quarter ending March 2019	1,803	→
Variance since March 2018	2.3%	↑



ACTIVITY



Month	2018	2019
April	232	366
May	647	738
June	978	1,124
July	1,576	1,766
August	2,090	2,391
September	2,652	2,828
October	3,152	3,405
November	3,769	3,957
December	4,128	4,305
January	4,634	4,913
February	5,288	5,340
March	5,829	5,777
April	6,039	6,013
May	6,040	6,013
June	6,040	6,013

QUALITY

	Quantity	Base Number	Contract	AT	Region	England
% of FP17s for the same patient ID Re-attending within 3 months - Children	124	1,289	9.6%	9.6%	11.3%	11.8%
% of FP17s for the same patient ID Re-attending within 3 months - Adults	233	1,933	12.1%	15.2%	15.4%	15.7%
% of FP17s for the same patient ID Re-attending between 3 & 9 months - Children	962	1,289	74.6%	60.2%	61.3%	58.9%
% of FP17s for the same patient ID Re-attending between 3 & 9 months - Adults	1,385	1,933	71.7%	51.3%	52.1%	50.8%
% of FP17s for Band 1 Urgent Courses	132	3,221	4.1%	9.5%	9.5%	9.1%
% of FP17s Relating to Free Repair or Replacements	30	3,221	0.9%	0.5%	0.6%	0.8%
% of FP17s Relating to Continuations	14	3,221	0.4%	0.8%	0.8%	0.9%
% of Patients satisfied with the dentistry they have received	2	2	N/A	92.4%	92.4%	92.5%
% of Patients satisfied with the time they had to wait for an appointment	2	2	N/A	88.4%	86.3%	87.0%

* This is based on patients treated on this contract for their most recent course of treatment.

Figures in italics indicate the base number of FP17s or Patient Questionnaire responses are less than 100. N/A is shown where the base number of responses is less than 10 during the period. % is calculated as Quantity/Base number*100

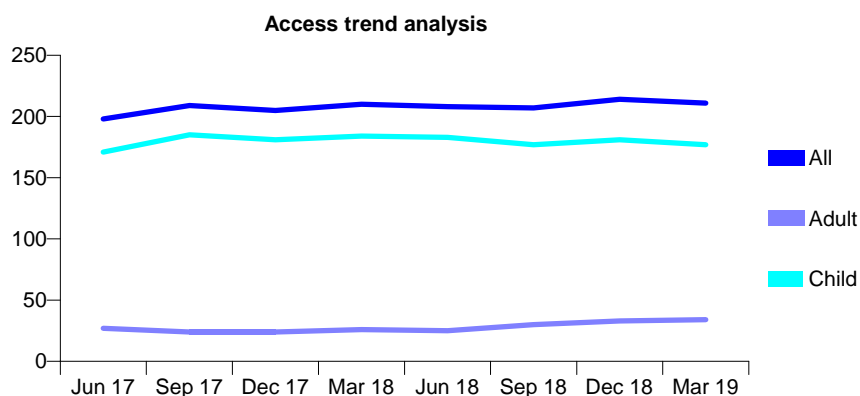
Q68 - Vital Signs At a Glance Contract Report for 199737/0001 - Year end March 2019

Name or company name	Rectory House Dental Practice Ltd
Contract type name	GDS Contract
Purpose of contract	General
Contract start date	01/08/2009
Contract end date	

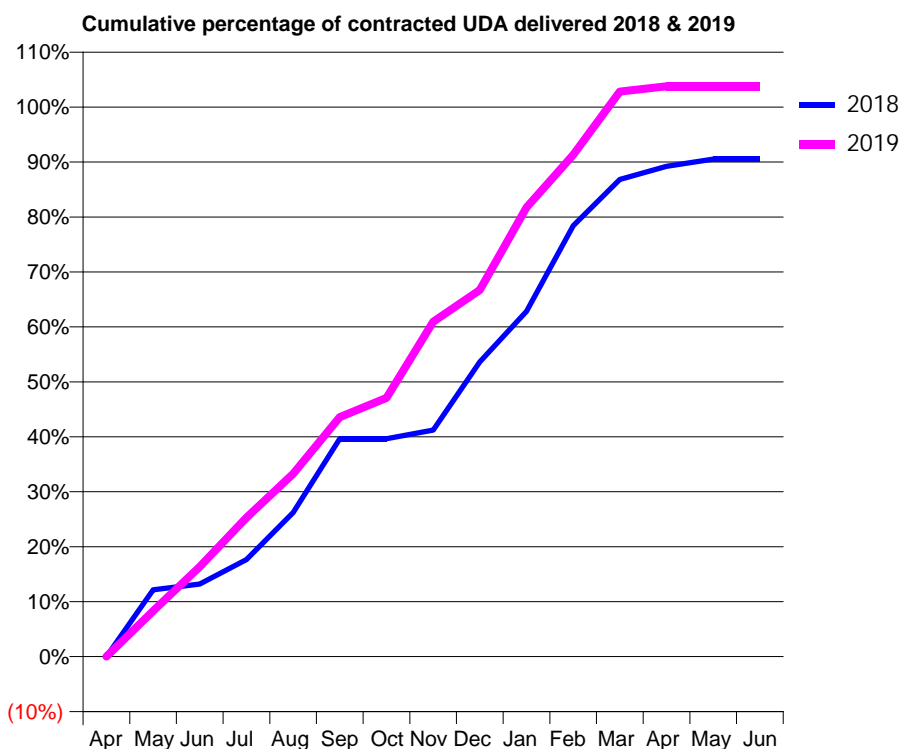
18/19 Contracted general activity (UDA)	313
Carry forward general activity (UDA)	0
18/19 Contracted orthodontic activity (UOA)	0
Carry forward orthodontic activity (UOA)	0
Baseline contract value	£7,154.16

ACCESS*

Patients seen in 24 months	Total	Change since previous quarter
Quarter ending March 2018	210	
Quarter ending June 2018	208	→
Quarter ending September 2018	207	→
Quarter ending December 2018	214	↑
Quarter ending March 2019	211	↓
Variance since March 2018	0.5%	→



ACTIVITY



Month	Adjusted Scheduled Activity (UDA)	
	2018	2019
April	0	0
May	46	26
June	50	51
July	67	79
August	100	104
September	151	136
October	151	147
November	157	191
December	204	209
January	239	256
February	298	286
March	330	322
April	339	325
May	344	325
June	344	325

QUALITY

	Quantity	Base Number	Contract	AT	Region	England
% of FP17s for the same patient ID Re-attending within 3 months - Children	15	238	6.3%	9.6%	11.3%	11.8%
% of FP17s for the same patient ID Re-attending within 3 months - Adults	0	1	0.0%	15.2%	15.4%	15.7%
% of FP17s for the same patient ID Re-attending between 3 & 9 months - Children	124	238	52.1%	60.2%	61.3%	58.9%
% of FP17s for the same patient ID Re-attending between 3 & 9 months - Adults	0	1	0.0%	51.3%	52.1%	50.8%
% of FP17s for Band 1 Urgent Courses	4	230	1.7%	9.5%	9.5%	9.1%
% of FP17s Relating to Free Repair or Replacements	0	230	0.0%	0.5%	0.6%	0.8%
% of FP17s Relating to Continuations	3	230	1.3%	0.8%	0.8%	0.9%
% of Patients satisfied with the dentistry they have received	0	0	N/A	92.4%	92.4%	92.5%
% of Patients satisfied with the time they had to wait for an appointment	0	0	N/A	88.4%	86.3%	87.0%

* This is based on patients treated on this contract for their most recent course of treatment. Figures in italics indicate the base number of FP17s or Patient Questionnaire responses are less than 100. N/A is shown where the base number of responses is less than 10 during the period. % is calculated as Quantity/Base number*100

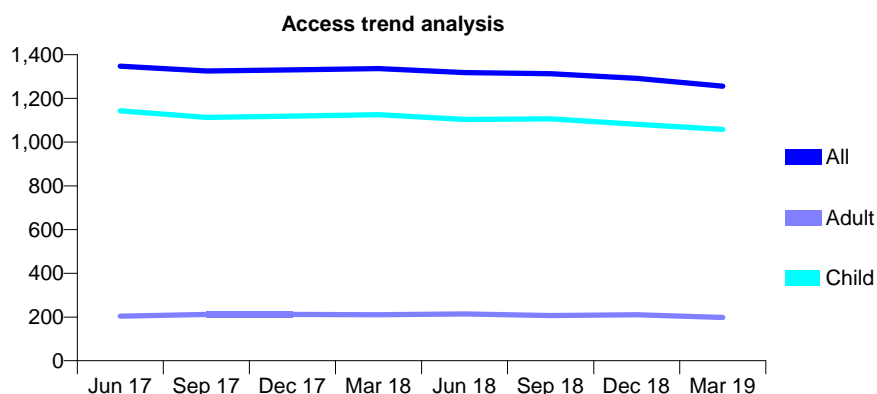
Q68 - Vital Signs At a Glance Contract Report for 207993/0001 - Year end March 2019

Name or company name	MR MT COPPEN
Contract type name	GDS Contract
Purpose of contract	General
Contract start date	01/04/2006
Contract end date	

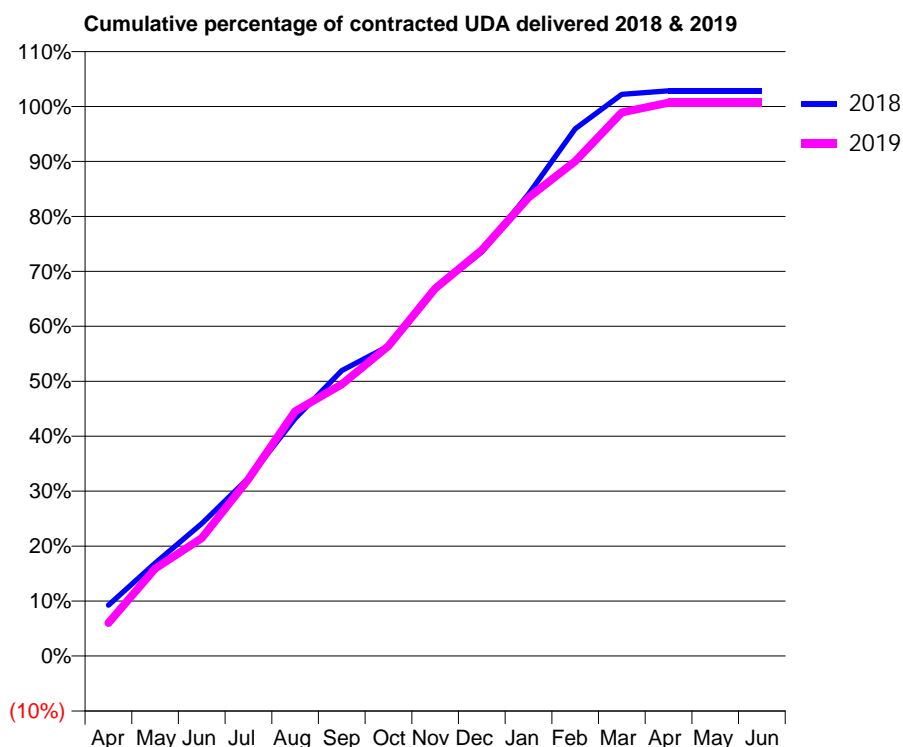
18/19 Contracted general activity (UDA)	3,479
Carry forward general activity (UDA)	0
18/19 Contracted orthodontic activity (UOA)	0
Carry forward orthodontic activity (UOA)	0
Baseline contract value	£78,800.21

ACCESS*

Patients seen in 24 months	Total	Change since previous quarter
Quarter ending March 2018	1,336	
Quarter ending June 2018	1,318	↓
Quarter ending September 2018	1,313	→
Quarter ending December 2018	1,292	↓
Quarter ending March 2019	1,256	↓
Variance since March 2018	(6.0%)	↓



ACTIVITY



Month	Adjusted Scheduled Activity (UDA)	
	2018	2019
April	322	210
May	588	554
June	838	746
July	1,127	1,120
August	1,504	1,550
September	1,807	1,720
October	1,962	1,963
November	2,327	2,326
December	2,558	2,570
January	2,924	2,902
February	3,337	3,132
March	3,555	3,441
April	3,579	3,504
May	3,579	3,504
June	3,579	3,504

QUALITY

	Quantity	Base Number	Contract	AT	Region	England
% of FP17s for the same patient ID Re-attending within 3 months - Children	159	1,906	8.3%	9.6%	11.3%	11.8%
% of FP17s for the same patient ID Re-attending within 3 months - Adults	10	117	8.5%	15.2%	15.4%	15.7%
% of FP17s for the same patient ID Re-attending between 3 & 9 months - Children	1,341	1,906	70.4%	60.2%	61.3%	58.9%
% of FP17s for the same patient ID Re-attending between 3 & 9 months - Adults	79	117	67.5%	51.3%	52.1%	50.8%
% of FP17s for Band 1 Urgent Courses	108	2,052	5.3%	9.5%	9.5%	9.1%
% of FP17s Relating to Free Repair or Replacements	0	2,052	0.0%	0.5%	0.6%	0.8%
% of FP17s Relating to Continuations	27	2,052	1.3%	0.8%	0.8%	0.9%
% of Patients satisfied with the dentistry they have received	0	0	N/A	92.4%	92.4%	92.5%
% of Patients satisfied with the time they had to wait for an appointment	0	0	N/A	88.4%	86.3%	87.0%

* This is based on patients treated on this contract for their most recent course of treatment. Figures in italics indicate the base number of FP17s or Patient Questionnaire responses are less than 100. N/A is shown where the base number of responses is less than 10 during the period. % is calculated as Quantity/Base number*100

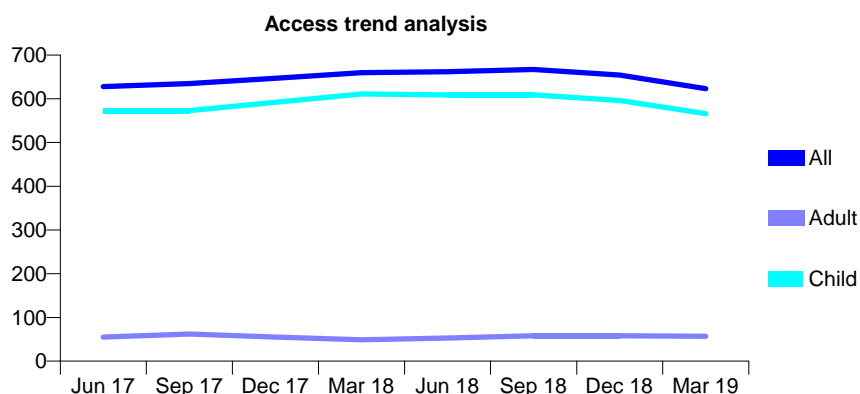
Q68 - Vital Signs At a Glance Contract Report for 209104/0001 - Year end March 2019

Name or company name	Summerfield Dental Practice
Contract type name	GDS Contract
Purpose of contract	General
Contract start date	01/04/2006
Contract end date	

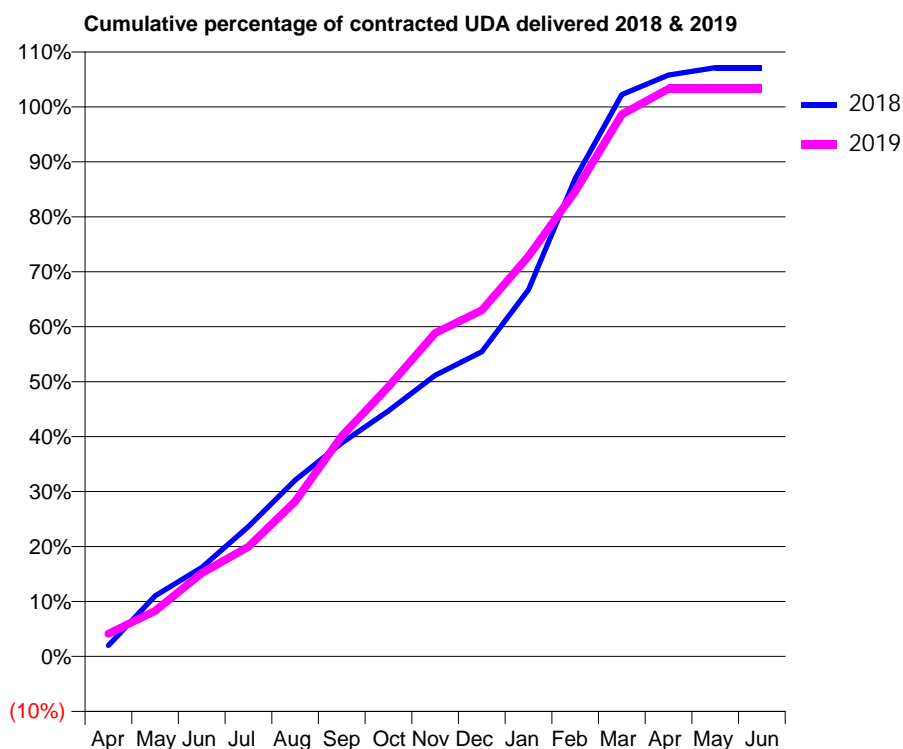
18/19 Contracted general activity (UDA)	900
Carry forward general activity (UDA)	0
18/19 Contracted orthodontic activity (UOA)	0
Carry forward orthodontic activity (UOA)	0
Baseline contract value	£22,433.80

ACCESS*

Patients seen in 24 months	Total	Change since previous quarter
Quarter ending March 2018	660	
Quarter ending June 2018	662	→
Quarter ending September 2018	667	→
Quarter ending December 2018	654	↓
Quarter ending March 2019	623	↓
Variance since March 2018	(5.6%)	↓



ACTIVITY



Month	2018	2019
April	18	37
May	99	75
June	146	136
July	213	180
August	289	254
September	350	361
October	402	442
November	461	530
December	499	567
January	600	655
February	783	761
March	920	888
April	952	930
May	964	930
June	964	930

QUALITY

	Quantity	Base Number	Contract	AT	Region	England
% of FP17s for the same patient ID Re-attending within 3 months - Children	24	644	3.7%	9.6%	11.3%	11.8%
% of FP17s for the same patient ID Re-attending within 3 months - Adults	0	0	N/A	15.2%	15.4%	15.7%
% of FP17s for the same patient ID Re-attending between 3 & 9 months - Children	326	644	50.6%	60.2%	61.3%	58.9%
% of FP17s for the same patient ID Re-attending between 3 & 9 months - Adults	0	0	N/A	51.3%	52.1%	50.8%
% of FP17s for Band 1 Urgent Courses	23	644	3.6%	9.5%	9.5%	9.1%
% of FP17s Relating to Free Repair or Replacements	0	644	0.0%	0.5%	0.6%	0.8%
% of FP17s Relating to Continuations	0	644	0.0%	0.8%	0.8%	0.9%
% of Patients satisfied with the dentistry they have received	0	0	N/A	92.4%	92.4%	92.5%
% of Patients satisfied with the time they had to wait for an appointment	0	0	N/A	88.4%	86.3%	87.0%

* This is based on patients treated on this contract for their most recent course of treatment. Figures in italics indicate the base number of FP17s or Patient Questionnaire responses are less than 100. N/A is shown where the base number of responses is less than 10 during the period. % is calculated as Quantity/Base number*100

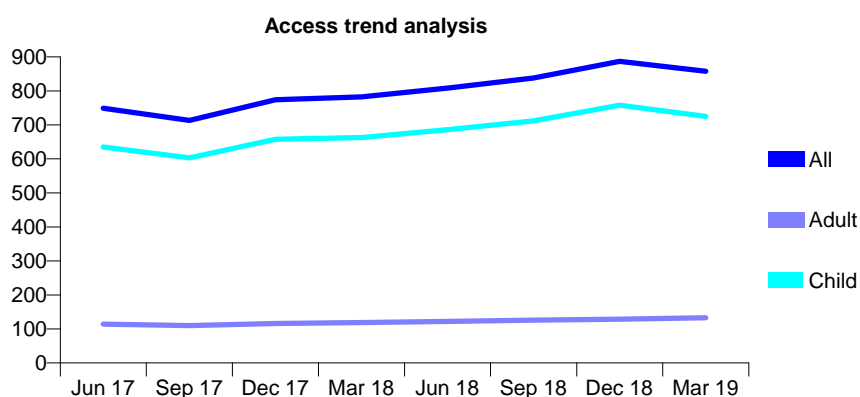
Q68 - Vital Signs At a Glance Contract Report for 214698/0001 - Year end March 2019

Name or company name	MISS DA MAHONEY
Contract type name	GDS Contract
Purpose of contract	General
Contract start date	01/04/2006
Contract end date	

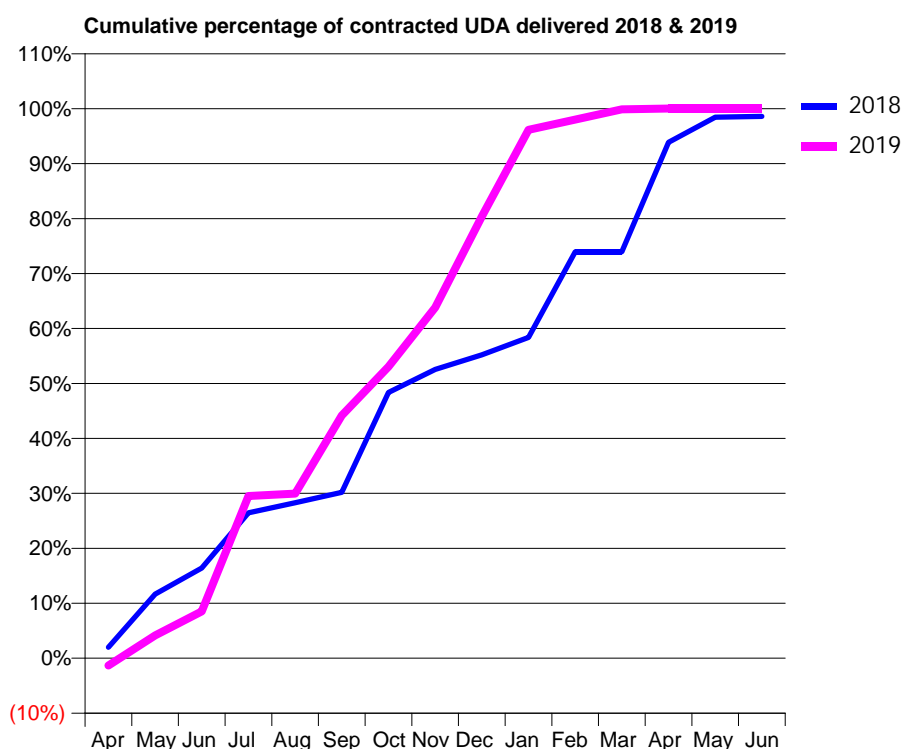
18/19 Contracted general activity (UDA)	1,400
Carry forward general activity (UDA)	19
18/19 Contracted orthodontic activity (UOA)	0
Carry forward orthodontic activity (UOA)	0
Baseline contract value	£32,285.42

ACCESS*

Patients seen in 24 months	Total	Change since previous quarter
Quarter ending March 2018	782	
Quarter ending June 2018	808	↑
Quarter ending September 2018	838	↑
Quarter ending December 2018	887	↑
Quarter ending March 2019	858	↓
Variance since March 2018	9.7%	↑



ACTIVITY



Month	Adjusted Scheduled Activity (UDA)	
	2018	2019
April	28	-19
May	163	58
June	230	119
July	370	413
August	396	419
September	422	618
October	677	743
November	736	894
December	773	1,125
January	817	1,346
February	1,035	1,372
March	1,035	1,398
April	1,314	1,400
May	1,378	1,400
June	1,380	1,400

QUALITY

	Quantity	Base Number	Contract	AT	Region	England
% of FP17s for the same patient ID Re-attending within 3 months - Children	94	1,202	7.8%	9.6%	11.3%	11.8%
% of FP17s for the same patient ID Re-attending within 3 months - Adults	8	115	7.0%	15.2%	15.4%	15.7%
% of FP17s for the same patient ID Re-attending between 3 & 9 months - Children	665	1,202	55.3%	60.2%	61.3%	58.9%
% of FP17s for the same patient ID Re-attending between 3 & 9 months - Adults	54	115	47.0%	51.3%	52.1%	50.8%
% of FP17s for Band 1 Urgent Courses	36	1,055	3.4%	9.5%	9.5%	9.1%
% of FP17s Relating to Free Repair or Replacements	0	1,055	0.0%	0.5%	0.6%	0.8%
% of FP17s Relating to Continuations	0	1,055	0.0%	0.8%	0.8%	0.9%
% of Patients satisfied with the dentistry they have received	1	1	N/A	92.4%	92.4%	92.5%
% of Patients satisfied with the time they had to wait for an appointment	0	1	N/A	88.4%	86.3%	87.0%

* This is based on patients treated on this contract for their most recent course of treatment.

Figures in italics indicate the base number of FP17s or Patient Questionnaire responses are less than 100. N/A is shown where the base number of responses is less than 10 during the period. % is calculated as Quantity/Base number*100

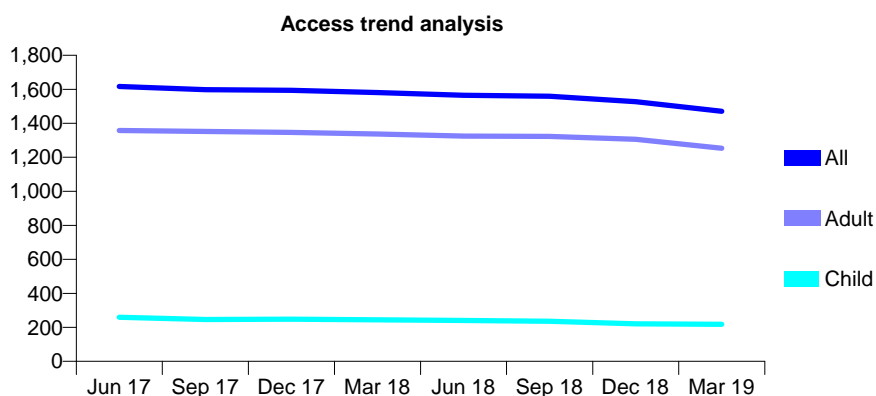
Q68 - Vital Signs At a Glance Contract Report for 219541/0001 - Year end March 2019

Name or company name	MR SN ROUSSOS
Contract type name	GDS Contract
Purpose of contract	General
Contract start date	01/04/2006
Contract end date	

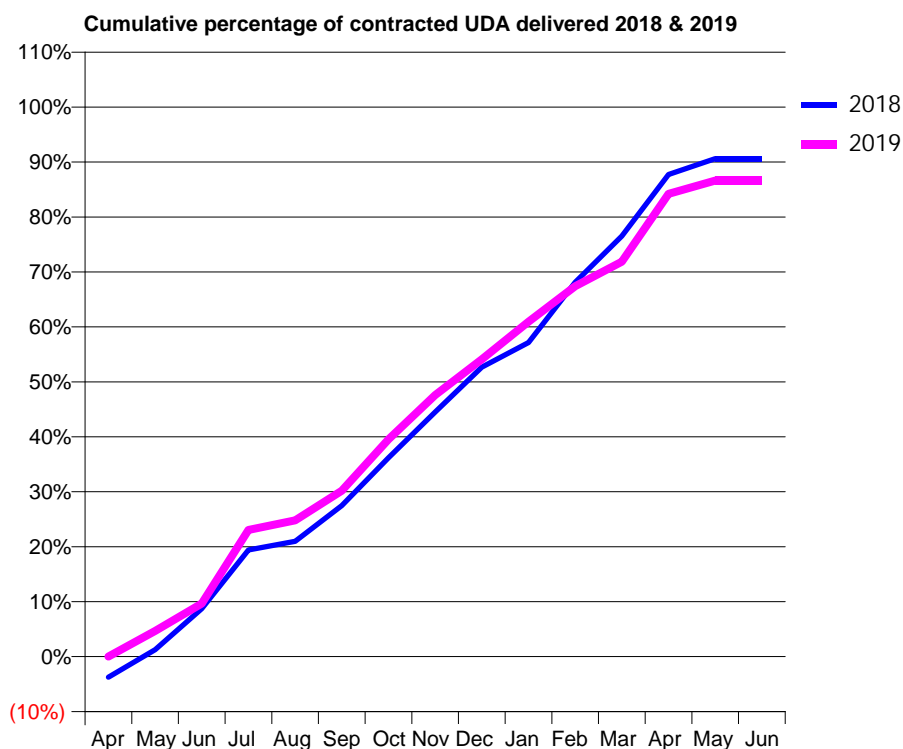
18/19 Contracted general activity (UDA)	8,000
Carry forward general activity (UDA)	0
18/19 Contracted orthodontic activity (UOA)	0
Carry forward orthodontic activity (UOA)	0
Baseline contract value	£191,132.10

ACCESS*

Patients seen in 24 months	Total	Change since previous quarter
Quarter ending March 2018	1,581	
Quarter ending June 2018	1,564	↓
Quarter ending September 2018	1,559	→
Quarter ending December 2018	1,527	↓
Quarter ending March 2019	1,471	↓
Variance since March 2018	(7.0%)	↓



ACTIVITY



Month	Adjusted Scheduled Activity (UDA)	
	2018	2019
April	-305	0
May	103	373
June	709	771
July	1,577	1,845
August	1,705	1,985
September	2,236	2,416
October	2,943	3,164
November	3,621	3,808
December	4,283	4,329
January	4,649	4,876
February	5,541	5,392
March	6,224	5,750
April	7,134	6,736
May	7,368	6,929
June	7,368	6,929

QUALITY

	Quantity	Base Number	Contract	AT	Region	England
% of FP17s for the same patient ID Re-attending within 3 months - Children	28	308	9.1%	9.6%	11.3%	11.8%
% of FP17s for the same patient ID Re-attending within 3 months - Adults	322	1,699	19.0%	15.2%	15.4%	15.7%
% of FP17s for the same patient ID Re-attending between 3 & 9 months - Children	167	308	54.2%	60.2%	61.3%	58.9%
% of FP17s for the same patient ID Re-attending between 3 & 9 months - Adults	902	1,699	53.1%	51.3%	52.1%	50.8%
% of FP17s for Band 1 Urgent Courses	167	2,020	8.3%	9.5%	9.5%	9.1%
% of FP17s Relating to Free Repair or Replacements	11	2,020	0.5%	0.5%	0.6%	0.8%
% of FP17s Relating to Continuations	4	2,020	0.2%	0.8%	0.8%	0.9%
% of Patients satisfied with the dentistry they have received	3	3	N/A	92.4%	92.4%	92.5%
% of Patients satisfied with the time they had to wait for an appointment	3	3	N/A	88.4%	86.3%	87.0%

* This is based on patients treated on this contract for their most recent course of treatment. Figures in italics indicate the base number of FP17s or Patient Questionnaire responses are less than 100. N/A is shown where the base number of responses is less than 10 during the period. % is calculated as Quantity/Base number*100

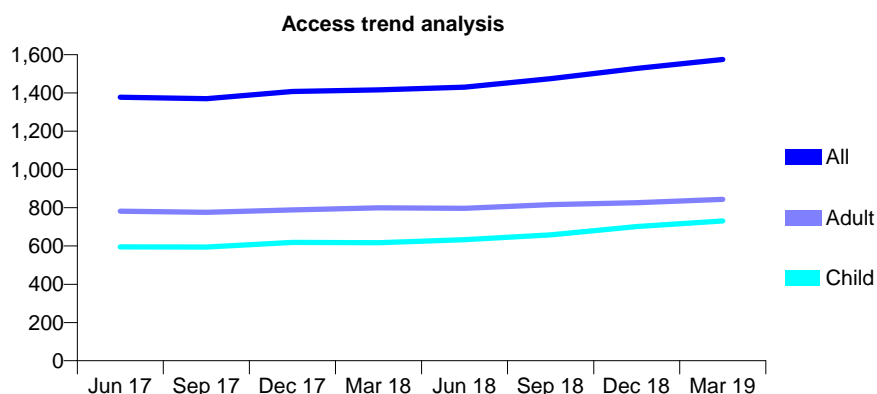
Q68 - Vital Signs At a Glance Contract Report for 219894/0001 - Year end March 2019

Name or company name	MR JP GRIFFITHS
Contract type name	GDS Contract
Purpose of contract	General
Contract start date	01/04/2006
Contract end date	

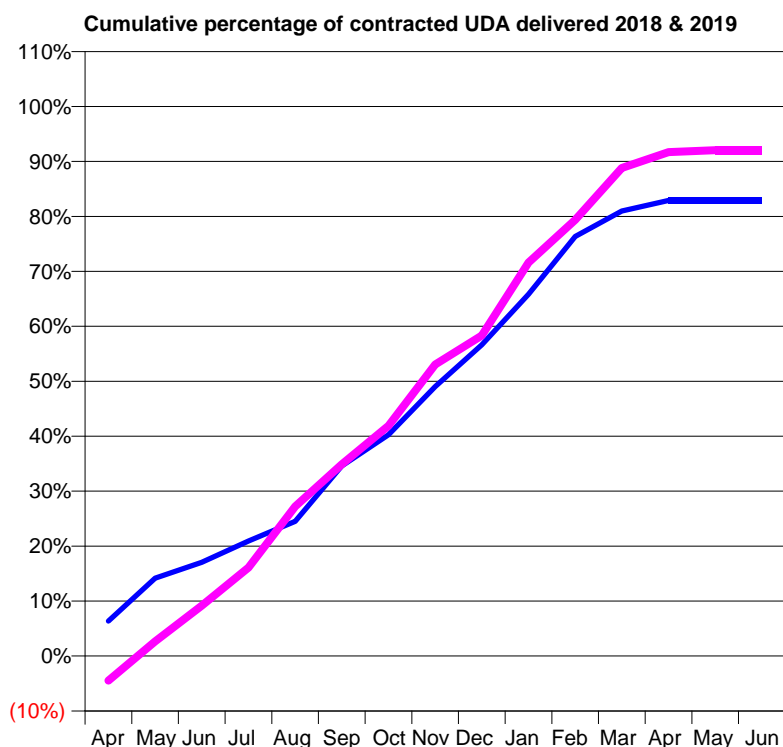
18/19 Contracted general activity (UDA)	3,500
Carry forward general activity (UDA)	374
18/19 Contracted orthodontic activity (UOA)	0
Carry forward orthodontic activity (UOA)	0
Baseline contract value	£85,996.13

ACCESS*

Patients seen in 24 months	Total	Change since previous quarter
Quarter ending March 2018	1,416	
Quarter ending June 2018	1,430	→
Quarter ending September 2018	1,474	↑
Quarter ending December 2018	1,528	↑
Quarter ending March 2019	1,575	↑
Variance since March 2018	11.2%	↑



ACTIVITY



Month	Adjusted Scheduled Activity (UDA)	
	2018	2019
April	223	-157
May	497	93
June	597	321
July	732	564
August	858	952
September	1,210	1,221
October	1,410	1,467
November	1,716	1,857
December	1,982	2,042
January	2,304	2,506
February	2,672	2,778
March	2,834	3,108
April	2,901	3,209
May	2,901	3,221
June	2,901	3,221

QUALITY

	Quantity	Base Number	Contract	AT	Region	England
% of FP17s for the same patient ID Re-attending within 3 months - Children	73	1,152	6.3%	9.6%	11.3%	11.8%
% of FP17s for the same patient ID Re-attending within 3 months - Adults	112	1,187	9.4%	15.2%	15.4%	15.7%
% of FP17s for the same patient ID Re-attending between 3 & 9 months - Children	658	1,152	57.1%	60.2%	61.3%	58.9%
% of FP17s for the same patient ID Re-attending between 3 & 9 months - Adults	688	1,187	58.0%	51.3%	52.1%	50.8%
% of FP17s for Band 1 Urgent Courses	123	2,353	5.2%	9.5%	9.5%	9.1%
% of FP17s Relating to Free Repair or Replacements	4	2,353	0.2%	0.5%	0.6%	0.8%
% of FP17s Relating to Continuations	1	2,353	0.0%	0.8%	0.8%	0.9%
% of Patients satisfied with the dentistry they have received	0	0	N/A	92.4%	92.4%	92.5%
% of Patients satisfied with the time they had to wait for an appointment	0	0	N/A	88.4%	86.3%	87.0%

* This is based on patients treated on this contract for their most recent course of treatment. Figures in italics indicate the base number of FP17s or Patient Questionnaire responses are less than 100. N/A is shown where the base number of responses is less than 10 during the period. % is calculated as Quantity/Base number*100

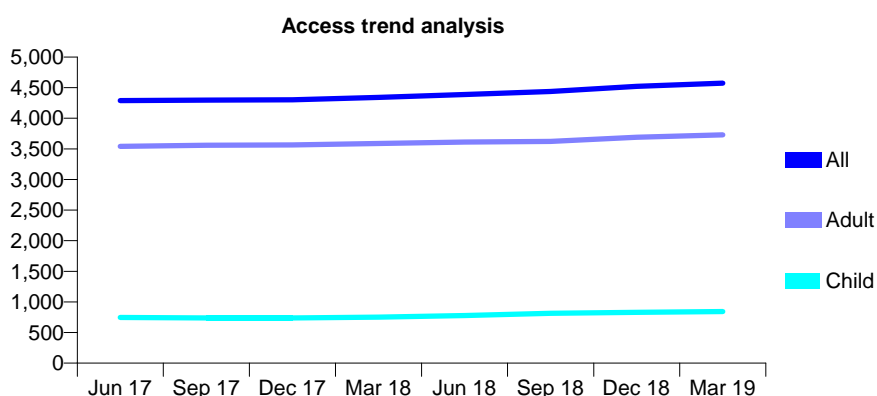
Q68 - Vital Signs At a Glance Contract Report for 220868/0001 - Year end March 2019

Name or company name	MR N SUCHAK
Contract type name	GDS Contract
Purpose of contract	General
Contract start date	01/04/2006
Contract end date	

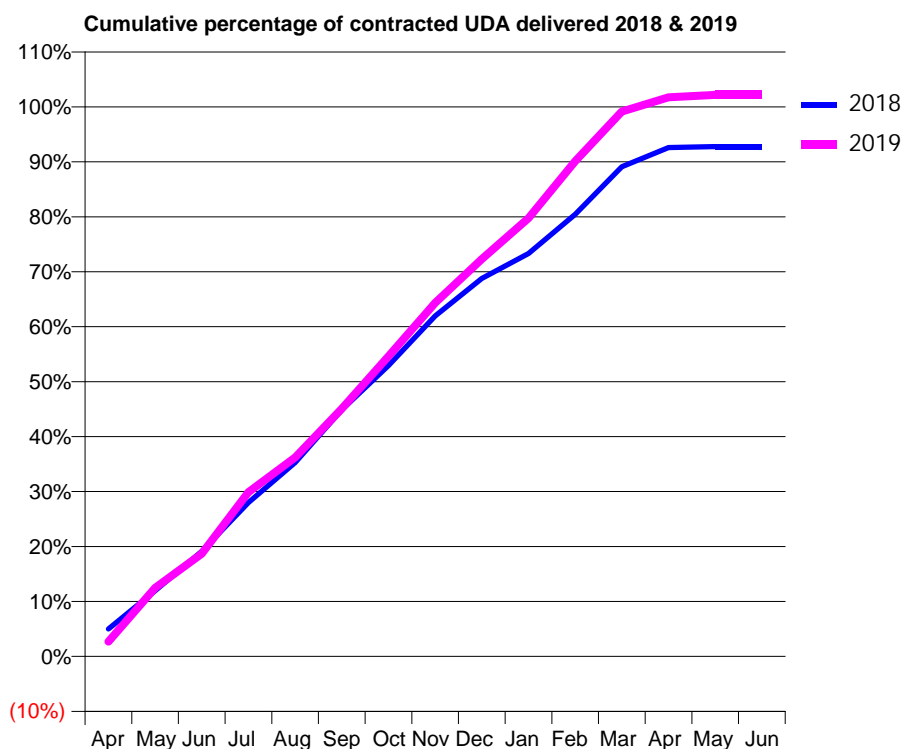
18/19 Contracted general activity (UDA)	13,428
Carry forward general activity (UDA)	0
18/19 Contracted orthodontic activity (UOA)	0
Carry forward orthodontic activity (UOA)	0
Baseline contract value	£380,339.31

ACCESS*

Patients seen in 24 months	Total	Change since previous quarter
Quarter ending March 2018	4,340	
Quarter ending June 2018	4,389	→
Quarter ending September 2018	4,436	→
Quarter ending December 2018	4,522	→
Quarter ending March 2019	4,573	→
Variance since March 2018	5.4%	↑



ACTIVITY



Month	Adjusted Scheduled Activity (UDA)	
	2018	2019
April	670	364
May	1,606	1,677
June	2,570	2,506
July	3,758	4,017
August	4,740	4,863
September	6,024	6,053
October	7,109	7,335
November	8,320	8,639
December	9,232	9,709
January	9,845	10,711
February	10,805	12,100
March	11,963	13,314
April	12,435	13,661
May	12,457	13,721
June	12,457	13,721

QUALITY

	Quantity	Base Number	Contract	AT	Region	England
% of FP17s for the same patient ID Re-attending within 3 months - Children	117	1,314	8.9%	9.6%	11.3%	11.8%
% of FP17s for the same patient ID Re-attending within 3 months - Adults	1,177	5,939	19.8%	15.2%	15.4%	15.7%
% of FP17s for the same patient ID Re-attending between 3 & 9 months - Children	712	1,314	54.2%	60.2%	61.3%	58.9%
% of FP17s for the same patient ID Re-attending between 3 & 9 months - Adults	2,848	5,939	48.0%	51.3%	52.1%	50.8%
% of FP17s for Band 1 Urgent Courses	552	7,071	7.8%	9.5%	9.5%	9.1%
% of FP17s Relating to Free Repair or Replacements	237	7,071	3.4%	0.5%	0.6%	0.8%
% of FP17s Relating to Continuations	106	7,071	1.5%	0.8%	0.8%	0.9%
% of Patients satisfied with the dentistry they have received	1	1	N/A	92.4%	92.4%	92.5%
% of Patients satisfied with the time they had to wait for an appointment	1	1	N/A	88.4%	86.3%	87.0%

* This is based on patients treated on this contract for their most recent course of treatment.

Figures in italics indicate the base number of FP17s or Patient Questionnaire responses are less than 100. N/A is shown where the base number of responses is less than 10 during the period. % is calculated as Quantity/Base number*100

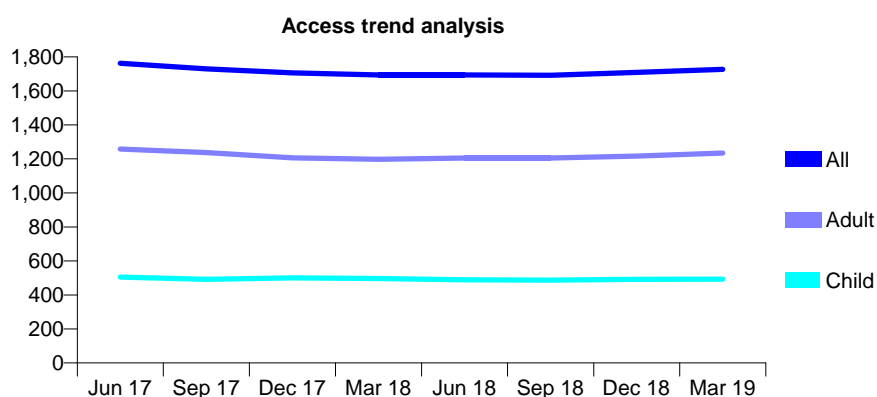
Q68 - Vital Signs At a Glance Contract Report for 220868/0002 - Year end March 2019

Name or company name	MR N SUCHAK
Contract type name	GDS Contract
Purpose of contract	General
Contract start date	01/04/2006
Contract end date	

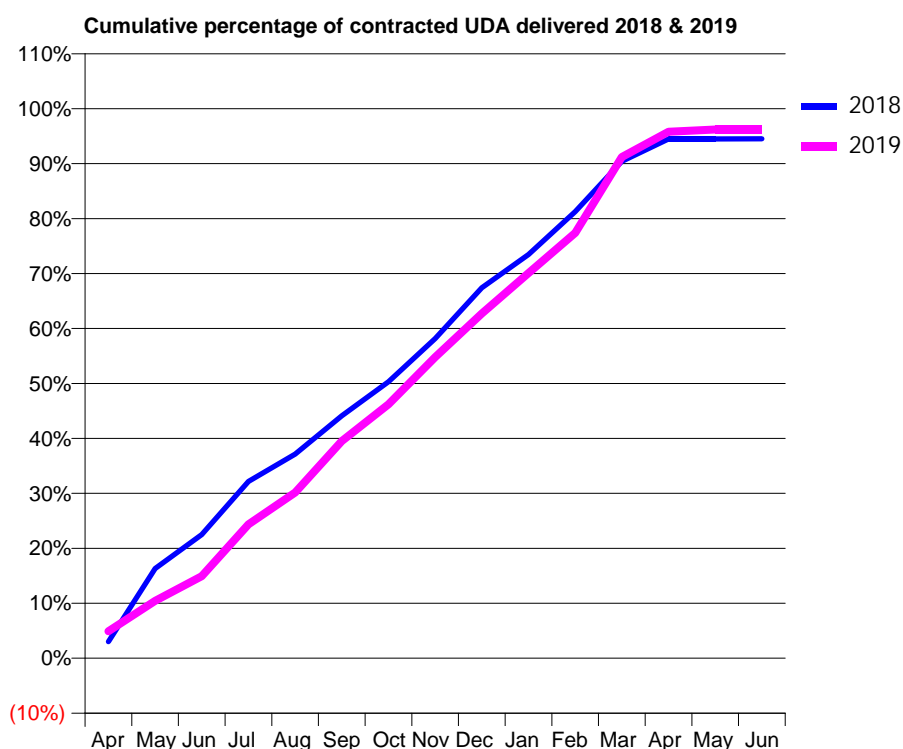
18/19 Contracted general activity (UDA)	3,650
Carry forward general activity (UDA)	0
18/19 Contracted orthodontic activity (UOA)	0
Carry forward orthodontic activity (UOA)	0
Baseline contract value	£121,243.75

ACCESS*

Patients seen in 24 months	Total	Change since previous quarter
Quarter ending March 2018	1,694	
Quarter ending June 2018	1,694	→
Quarter ending September 2018	1,692	→
Quarter ending December 2018	1,709	→
Quarter ending March 2019	1,727	→
Variance since March 2018	1.9%	→



ACTIVITY



Month	2018	2019
April	110	180
May	596	381
June	822	545
July	1,174	890
August	1,356	1,101
September	1,610	1,442
October	1,837	1,687
November	2,123	1,999
December	2,460	2,289
January	2,681	2,559
February	2,966	2,825
March	3,300	3,329
April	3,448	3,496
May	3,448	3,511
June	3,449	3,511

QUALITY

	Quantity	Base Number	Contract	AT	Region	England
% of FP17s for the same patient ID Re-attending within 3 months - Children	51	764	6.7%	9.6%	11.3%	11.8%
% of FP17s for the same patient ID Re-attending within 3 months - Adults	272	1,726	15.8%	15.2%	15.4%	15.7%
% of FP17s for the same patient ID Re-attending between 3 & 9 months - Children	489	764	64.0%	60.2%	61.3%	58.9%
% of FP17s for the same patient ID Re-attending between 3 & 9 months - Adults	867	1,726	50.2%	51.3%	52.1%	50.8%
% of FP17s for Band 1 Urgent Courses	101	1,797	5.6%	9.5%	9.5%	9.1%
% of FP17s Relating to Free Repair or Replacements	34	1,797	1.9%	0.5%	0.6%	0.8%
% of FP17s Relating to Continuations	22	1,797	1.2%	0.8%	0.8%	0.9%
% of Patients satisfied with the dentistry they have received	1	1	N/A	92.4%	92.4%	92.5%
% of Patients satisfied with the time they had to wait for an appointment	1	1	N/A	88.4%	86.3%	87.0%

* This is based on patients treated on this contract for their most recent course of treatment.

Figures in italics indicate the base number of FP17s or Patient Questionnaire responses are less than 100. N/A is shown where the base number of responses is less than 10 during the period. % is calculated as Quantity/Base number*100

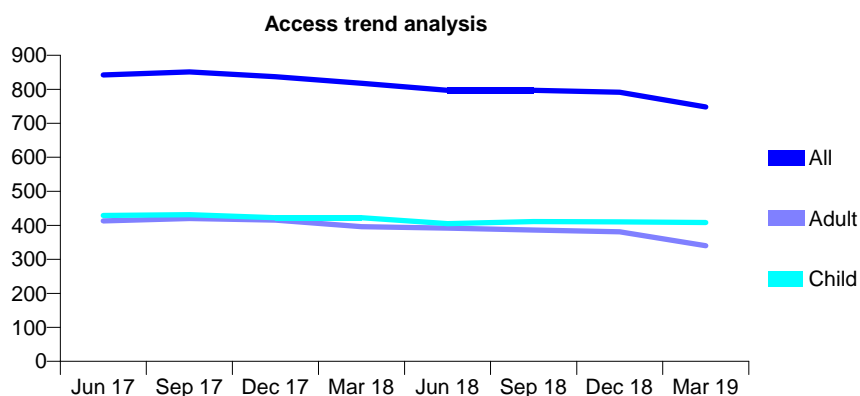
Q68 - Vital Signs At a Glance Contract Report for 222267/0001 - Year end March 2019

Name or company name	Massetts Road Dental Practice
Contract type name	GDS Contract
Purpose of contract	General
Contract start date	01/04/2006
Contract end date	

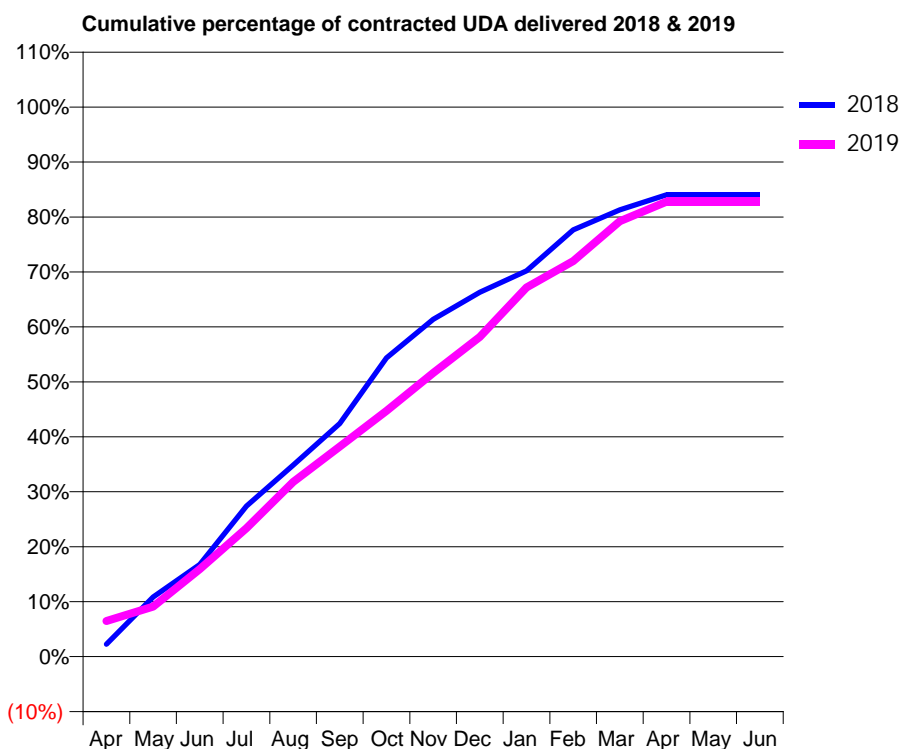
18/19 Contracted general activity (UDA)	1,672
Carry forward general activity (UDA)	0
18/19 Contracted orthodontic activity (UOA)	0
Carry forward orthodontic activity (UOA)	0
Baseline contract value	£38,210.07

ACCESS*

Patients seen in 24 months	Total	Change since previous quarter
Quarter ending March 2018	818	
Quarter ending June 2018	797	↓
Quarter ending September 2018	797	→
Quarter ending December 2018	791	→
Quarter ending March 2019	748	↓
Variance since March 2018	(8.6%)	↓



ACTIVITY



Month	Adjusted Scheduled Activity (UDA)	
	2018	2019
April	45	108
May	216	152
June	333	266
July	545	391
August	693	531
September	844	639
October	1,082	747
November	1,222	863
December	1,319	973
January	1,397	1,123
February	1,545	1,204
March	1,618	1,325
April	1,672	1,384
May	1,672	1,384
June	1,672	1,384

QUALITY

	Quantity	Base Number	Contract	AT	Region	England
% of FP17s for the same patient ID Re-attending within 3 months - Children	30	650	4.6%	9.6%	11.3%	11.8%
% of FP17s for the same patient ID Re-attending within 3 months - Adults	25	381	6.6%	15.2%	15.4%	15.7%
% of FP17s for the same patient ID Re-attending between 3 & 9 months - Children	468	650	72.0%	60.2%	61.3%	58.9%
% of FP17s for the same patient ID Re-attending between 3 & 9 months - Adults	247	381	64.8%	51.3%	52.1%	50.8%
% of FP17s for Band 1 Urgent Courses	41	1,034	4.0%	9.5%	9.5%	9.1%
% of FP17s Relating to Free Repair or Replacements	3	1,034	0.3%	0.5%	0.6%	0.8%
% of FP17s Relating to Continuations	1	1,034	0.1%	0.8%	0.8%	0.9%
% of Patients satisfied with the dentistry they have received	0	0	N/A	92.4%	92.4%	92.5%
% of Patients satisfied with the time they had to wait for an appointment	0	0	N/A	88.4%	86.3%	87.0%

* This is based on patients treated on this contract for their most recent course of treatment. Figures in italics indicate the base number of FP17s or Patient Questionnaire responses are less than 100. N/A is shown where the base number of responses is less than 10 during the period. % is calculated as Quantity/Base number*100

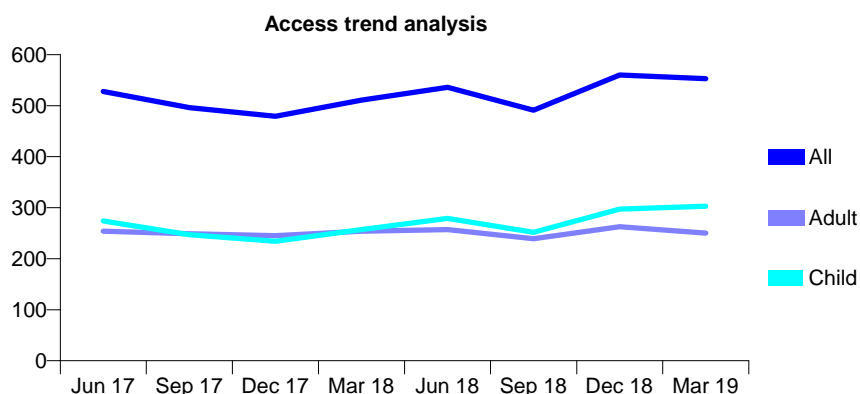
Q68 - Vital Signs At a Glance Contract Report for 228494/0002 - Year end March 2019

Name or company name	Warren House Dental Practice - Cranleigh
Contract type name	GDS Contract
Purpose of contract	General
Contract start date	31/08/2010
Contract end date	

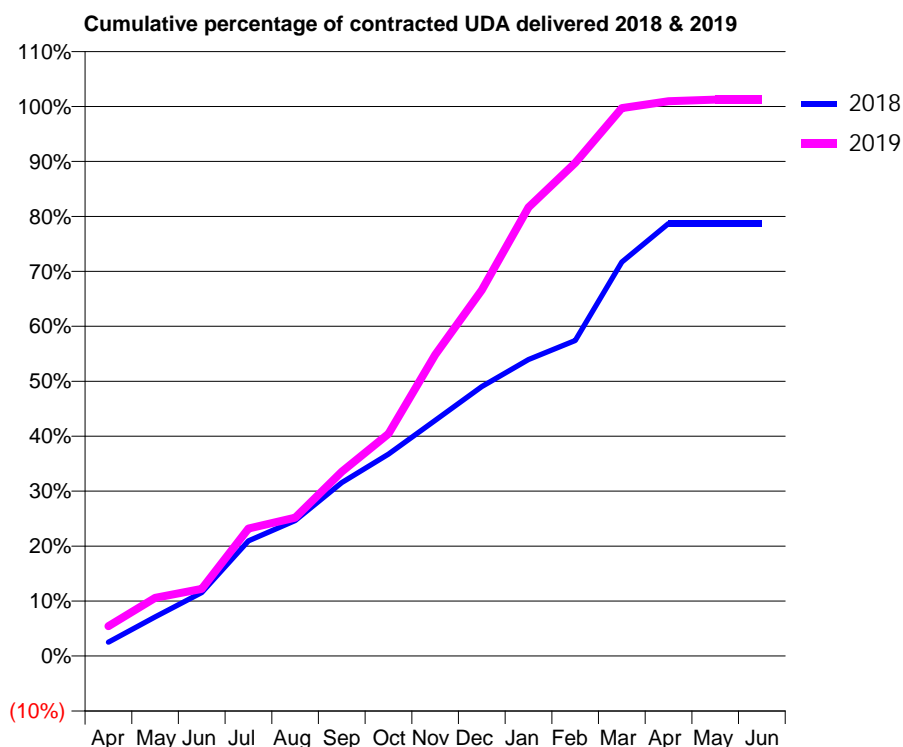
18/19 Contracted general activity (UDA)	1,215
Carry forward general activity (UDA)	0
18/19 Contracted orthodontic activity (UOA)	0
Carry forward orthodontic activity (UOA)	0
Baseline contract value	£30,439.22

ACCESS*

Patients seen in 24 months	Total	Change since previous quarter
Quarter ending March 2018	511	
Quarter ending June 2018	536	↑
Quarter ending September 2018	491	↓
Quarter ending December 2018	560	↑
Quarter ending March 2019	553	↓
Variance since March 2018	8.2%	↑



ACTIVITY



Month	Adjusted Scheduled Activity (UDA)	
	2018	2019
April	30	66
May	86	129
June	141	149
July	255	282
August	300	306
September	383	407
October	447	491
November	521	666
December	596	809
January	656	992
February	698	1,091
March	871	1,211
April	956	1,227
May	956	1,230
June	956	1,230

QUALITY

	Quantity	Base Number	Contract	AT	Region	England
% of FP17s for the same patient ID Re-attending within 3 months - Children	33	475	6.9%	9.6%	11.3%	11.8%
% of FP17s for the same patient ID Re-attending within 3 months - Adults	9	263	3.4%	15.2%	15.4%	15.7%
% of FP17s for the same patient ID Re-attending between 3 & 9 months - Children	196	475	41.3%	60.2%	61.3%	58.9%
% of FP17s for the same patient ID Re-attending between 3 & 9 months - Adults	111	263	42.2%	51.3%	52.1%	50.8%
% of FP17s for Band 1 Urgent Courses	45	705	6.4%	9.5%	9.5%	9.1%
% of FP17s Relating to Free Repair or Replacements	0	705	0.0%	0.5%	0.6%	0.8%
% of FP17s Relating to Continuations	0	705	0.0%	0.8%	0.8%	0.9%
% of Patients satisfied with the dentistry they have received	1	1	N/A	92.4%	92.4%	92.5%
% of Patients satisfied with the time they had to wait for an appointment	1	1	N/A	88.4%	86.3%	87.0%

* This is based on patients treated on this contract for their most recent course of treatment. Figures in italics indicate the base number of FP17s or Patient Questionnaire responses are less than 100. N/A is shown where the base number of responses is less than 10 during the period. % is calculated as Quantity/Base number*100

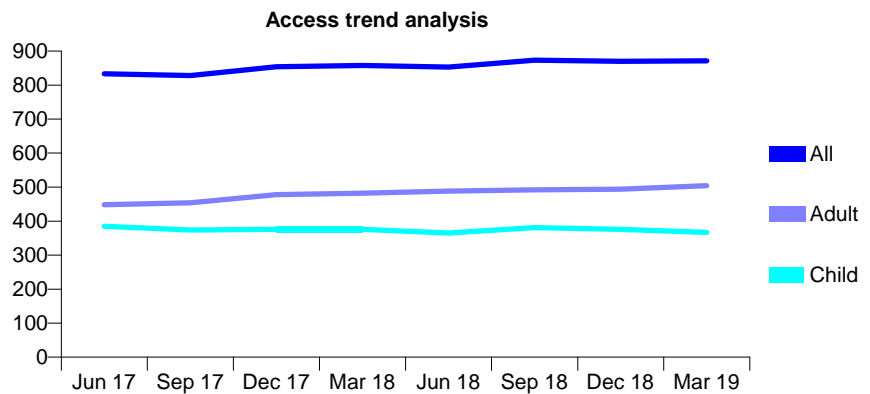
Q68 - Vital Signs At a Glance Contract Report for 229733/0001 - Year end March 2019

Name or company name	MR PJ CASSAR
Contract type name	GDS Contract
Purpose of contract	General
Contract start date	01/04/2006
Contract end date	

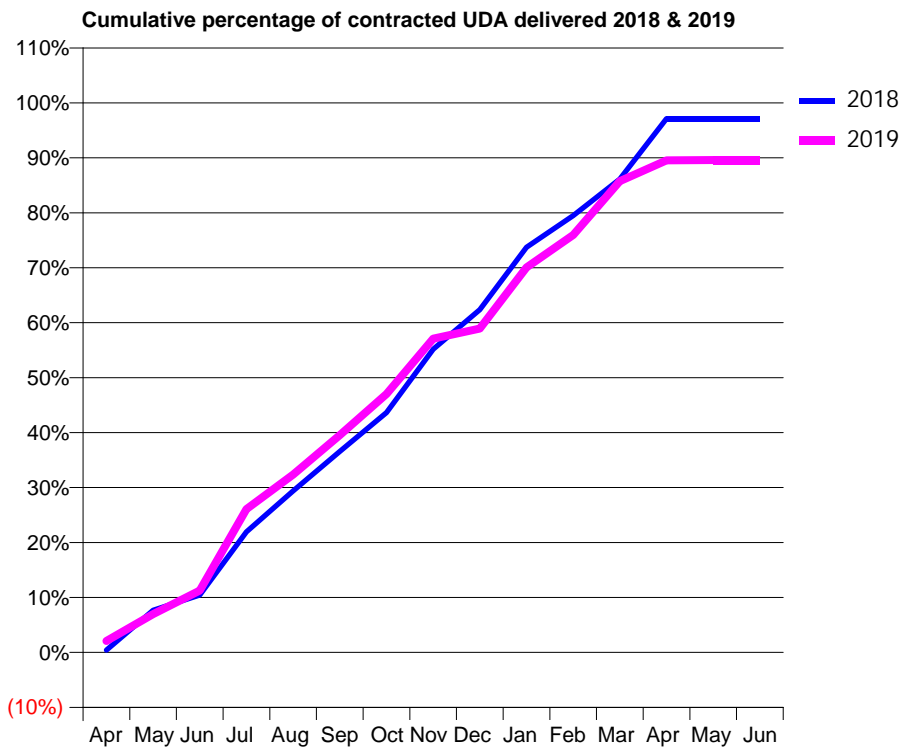
18/19 Contracted general activity (UDA)	2,800
Carry forward general activity (UDA)	80
18/19 Contracted orthodontic activity (UOA)	0
Carry forward orthodontic activity (UOA)	0
Baseline contract value	£96,389.99

ACCESS*

Patients seen in 24 months	Total	Change since previous quarter
Quarter ending March 2018	858	
Quarter ending June 2018	853	→
Quarter ending September 2018	873	↑
Quarter ending December 2018	870	→
Quarter ending March 2019	871	→
Variance since March 2018	1.5%	→



ACTIVITY



Month	Adjusted Scheduled Activity (UDA)	
	2018	2019
April	12	58
May	215	195
June	293	316
July	615	730
August	823	907
September	1,023	1,107
October	1,222	1,317
November	1,545	1,598
December	1,746	1,650
January	2,064	1,961
February	2,226	2,127
March	2,412	2,401
April	2,719	2,507
May	2,719	2,509
June	2,719	2,509

QUALITY

	Quantity	Base Number	Contract	AT	Region	England
% of FP17s for the same patient ID Re-attending within 3 months - Children	53	553	9.6%	9.6%	11.3%	11.8%
% of FP17s for the same patient ID Re-attending within 3 months - Adults	129	683	18.9%	15.2%	15.4%	15.7%
% of FP17s for the same patient ID Re-attending between 3 & 9 months - Children	355	553	64.2%	60.2%	61.3%	58.9%
% of FP17s for the same patient ID Re-attending between 3 & 9 months - Adults	368	683	53.9%	51.3%	52.1%	50.8%
% of FP17s for Band 1 Urgent Courses	36	1,166	3.1%	9.5%	9.5%	9.1%
% of FP17s Relating to Free Repair or Replacements	0	1,166	0.0%	0.5%	0.6%	0.8%
% of FP17s Relating to Continuations	51	1,166	4.4%	0.8%	0.8%	0.9%
% of Patients satisfied with the dentistry they have received	1	1	N/A	92.4%	92.4%	92.5%
% of Patients satisfied with the time they had to wait for an appointment	1	1	N/A	88.4%	86.3%	87.0%

* This is based on patients treated on this contract for their most recent course of treatment. Figures in italics indicate the base number of FP17s or Patient Questionnaire responses are less than 100. N/A is shown where the base number of responses is less than 10 during the period. % is calculated as Quantity/Base number*100

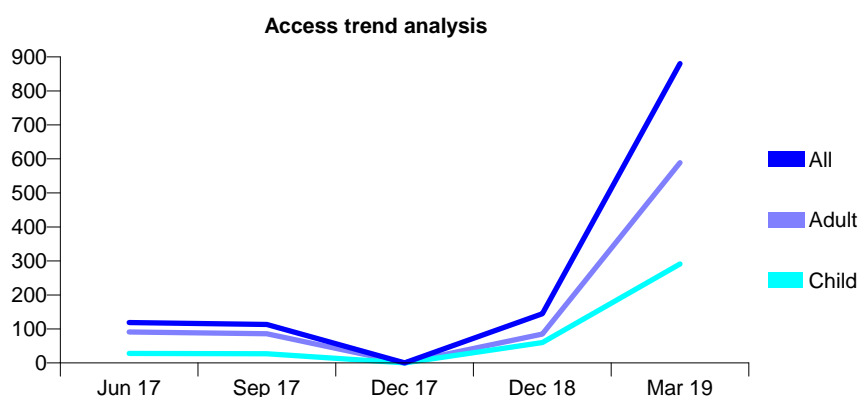
Q68 - Vital Signs At a Glance Contract Report for 232998/0001 - Year end March 2019

Name or company name	Family Dental Centre Partnership
Contract type name	GDS Contract
Purpose of contract	General
Contract start date	01/04/2006
Contract end date	

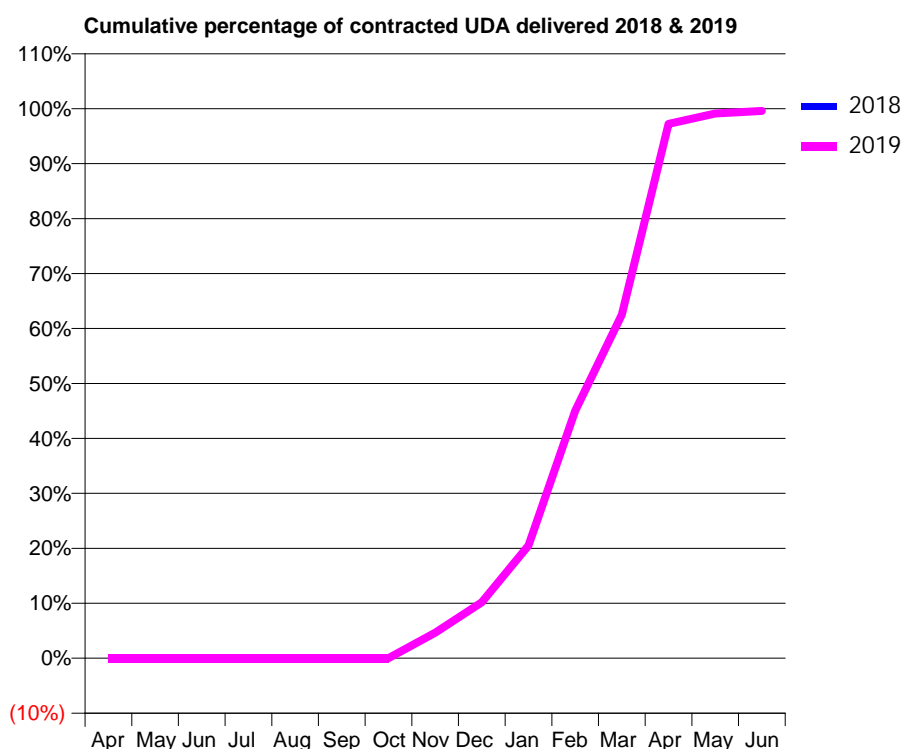
18/19 Contracted general activity (UDA)	2,606
Carry forward general activity (UDA)	0
18/19 Contracted orthodontic activity (UOA)	0
Carry forward orthodontic activity (UOA)	0
Baseline contract value	£73,033.92

ACCESS*

Patients seen in 24 months	Total	Change since previous quarter
Quarter ending March 2018	0	
Quarter ending June 2018	0	
Quarter ending September 2018	0	
Quarter ending December 2018	145	↑
Quarter ending March 2019	880	↑
Variance since March 2018	N/A	



ACTIVITY



Month	2018	2019
April	0	0
May	0	0
June	0	0
July	0	0
August	0	0
September	0	0
October	0	0
November	0	121
December	0	265
January	0	535
February	0	1,174
March	0	1,629
April	0	2,534
May	0	2,583
June	0	2,595

QUALITY

	Quantity	Base Number	Contract	AT	Region	England
% of FP17s for the same patient ID Re-attending within 3 months - Children	2	253	0.8%	9.6%	11.3%	11.8%
% of FP17s for the same patient ID Re-attending within 3 months - Adults	10	523	1.9%	15.2%	15.4%	15.7%
% of FP17s for the same patient ID Re-attending between 3 & 9 months - Children	0	253	0.0%	60.2%	61.3%	58.9%
% of FP17s for the same patient ID Re-attending between 3 & 9 months - Adults	1	523	0.2%	51.3%	52.1%	50.8%
% of FP17s for Band 1 Urgent Courses	69	1,051	6.6%	9.5%	9.5%	9.1%
% of FP17s Relating to Free Repair or Replacements	0	1,051	0.0%	0.5%	0.6%	0.8%
% of FP17s Relating to Continuations	1	1,051	0.1%	0.8%	0.8%	0.9%
% of Patients satisfied with the dentistry they have received	0	0	N/A	92.4%	92.4%	92.5%
% of Patients satisfied with the time they had to wait for an appointment	0	0	N/A	88.4%	86.3%	87.0%

* This is based on patients treated on this contract for their most recent course of treatment.

Figures in italics indicate the base number of FP17s or Patient Questionnaire responses are less than 100. N/A is shown where the base number of responses is less than 10 during the period. % is calculated as Quantity/Base number*100

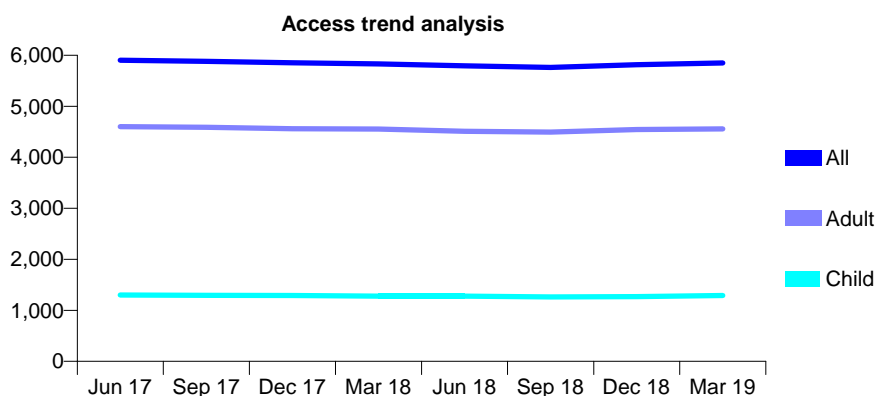
Q68 - Vital Signs At a Glance Contract Report for 234540/0001 - Year end March 2019

Name or company name	MR SN GALVIN
Contract type name	PDS Contract
Purpose of contract	General
Contract start date	01/04/2006
Contract end date	31/03/2026

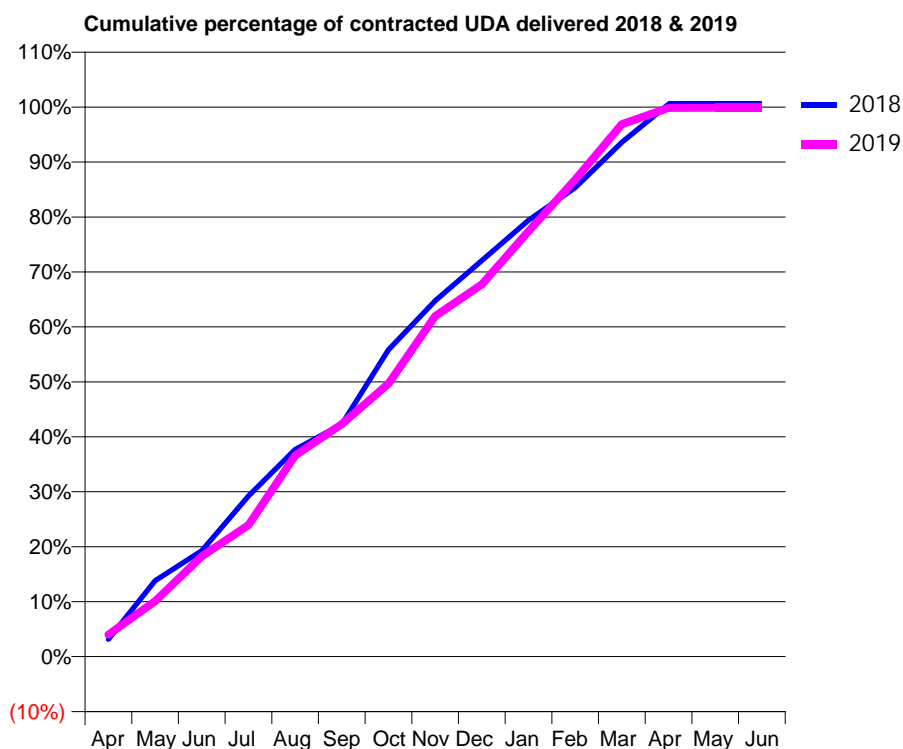
18/19 Contracted general activity (UDA)	18,053
Carry forward general activity (UDA)	0
18/19 Contracted orthodontic activity (UOA)	0
Carry forward orthodontic activity (UOA)	0
Baseline contract value	£561,066.54

ACCESS*

Patients seen in 24 months	Total	Change since previous quarter
Quarter ending March 2018	5,832	
Quarter ending June 2018	5,791	→
Quarter ending September 2018	5,760	→
Quarter ending December 2018	5,816	→
Quarter ending March 2019	5,849	→
Variance since March 2018	0.3%	→



ACTIVITY



Month	Adjusted Scheduled Activity (UDA)	
	2018	2019
April	574	725
May	2,497	1,819
June	3,475	3,296
July	5,275	4,316
August	6,805	6,608
September	7,632	7,639
October	10,084	8,966
November	11,692	11,186
December	13,010	12,227
January	14,333	13,974
February	15,405	15,668
March	16,893	17,492
April	18,147	18,026
May	18,145	18,028
June	18,146	18,029

QUALITY

	Quantity	Base Number	Contract	AT	Region	England
% of FP17s for the same patient ID Re-attending within 3 months - Children	117	2,238	5.2%	9.6%	11.3%	11.8%
% of FP17s for the same patient ID Re-attending within 3 months - Adults	1,201	8,006	15.0%	15.2%	15.4%	15.7%
% of FP17s for the same patient ID Re-attending between 3 & 9 months - Children	1,539	2,238	68.8%	60.2%	61.3%	58.9%
% of FP17s for the same patient ID Re-attending between 3 & 9 months - Adults	5,142	8,006	64.2%	51.3%	52.1%	50.8%
% of FP17s for Band 1 Urgent Courses	941	9,873	9.5%	9.5%	9.5%	9.1%
% of FP17s Relating to Free Repair or Replacements	205	9,873	2.1%	0.5%	0.6%	0.8%
% of FP17s Relating to Continuations	97	9,873	1.0%	0.8%	0.8%	0.9%
% of Patients satisfied with the dentistry they have received	4	4	N/A	92.4%	92.4%	92.5%
% of Patients satisfied with the time they had to wait for an appointment	3	4	N/A	88.4%	86.3%	87.0%

* This is based on patients treated on this contract for their most recent course of treatment. Figures in italics indicate the base number of FP17s or Patient Questionnaire responses are less than 100. N/A is shown where the base number of responses is less than 10 during the period. % is calculated as Quantity/Base number*100

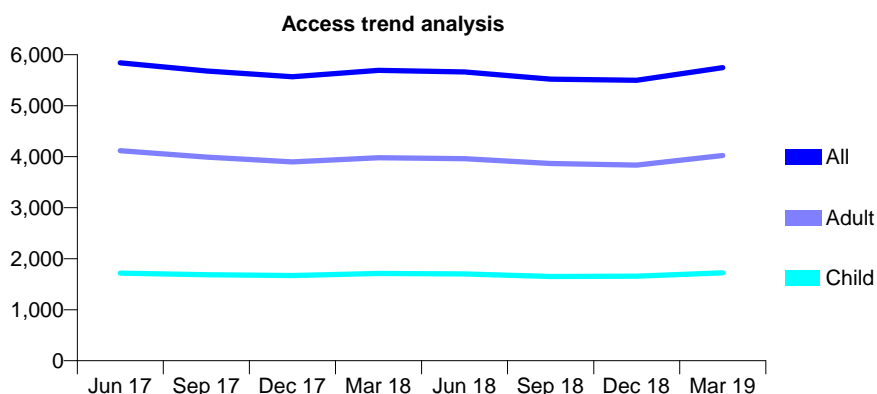
Q68 - Vital Signs At a Glance Contract Report for 234745/0001 - Year end March 2019

Name or company name	MR KH NASSER
Contract type name	GDS Contract
Purpose of contract	General
Contract start date	01/04/2006
Contract end date	

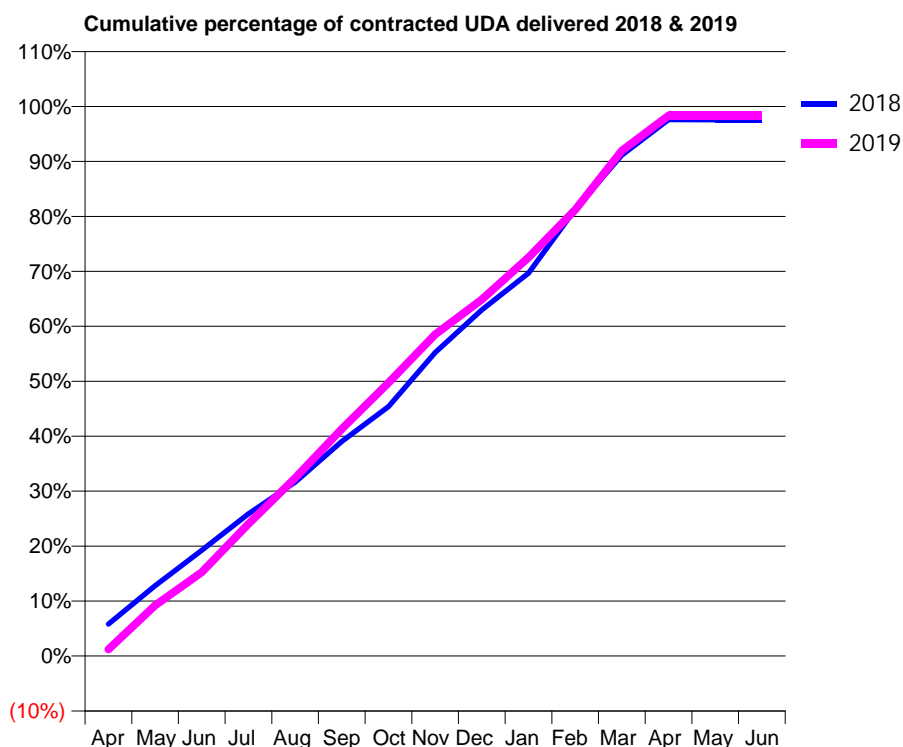
18/19 Contracted general activity (UDA)	14,942
Carry forward general activity (UDA)	363
18/19 Contracted orthodontic activity (UOA)	0
Carry forward orthodontic activity (UOA)	0
Baseline contract value	£401,813.69

ACCESS*

Patients seen in 24 months	Total	Change since previous quarter
Quarter ending March 2018	5,693	
Quarter ending June 2018	5,662	→
Quarter ending September 2018	5,520	↓
Quarter ending December 2018	5,496	→
Quarter ending March 2019	5,746	↑
Variance since March 2018	0.9%	→



ACTIVITY



Month	Adjusted Scheduled Activity (UDA)	
	2018	2019
April	870	181
May	1,913	1,378
June	2,874	2,277
July	3,868	3,590
August	4,729	4,844
September	5,834	6,173
October	6,784	7,432
November	8,251	8,745
December	9,413	9,694
January	10,411	10,836
February	12,150	12,133
March	13,619	13,741
April	14,583	14,694
May	14,579	14,695
June	14,579	14,694

QUALITY

	Quantity	Base Number	Contract	AT	Region	England
% of FP17s for the same patient ID Re-attending within 3 months - Children	189	2,692	7.0%	9.6%	11.3%	11.8%
% of FP17s for the same patient ID Re-attending within 3 months - Adults	570	5,404	10.5%	15.2%	15.4%	15.7%
% of FP17s for the same patient ID Re-attending between 3 & 9 months - Children	1,713	2,692	63.6%	60.2%	61.3%	58.9%
% of FP17s for the same patient ID Re-attending between 3 & 9 months - Adults	3,140	5,404	58.1%	51.3%	52.1%	50.8%
% of FP17s for Band 1 Urgent Courses	700	8,159	8.6%	9.5%	9.5%	9.1%
% of FP17s Relating to Free Repair or Replacements	52	8,159	0.6%	0.5%	0.6%	0.8%
% of FP17s Relating to Continuations	16	8,159	0.2%	0.8%	0.8%	0.9%
% of Patients satisfied with the dentistry they have received	1	2	N/A	92.4%	92.4%	92.5%
% of Patients satisfied with the time they had to wait for an appointment	1	2	N/A	88.4%	86.3%	87.0%

* This is based on patients treated on this contract for their most recent course of treatment. Figures in italics indicate the base number of FP17s or Patient Questionnaire responses are less than 100. N/A is shown where the base number of responses is less than 10 during the period. % is calculated as Quantity/Base number*100

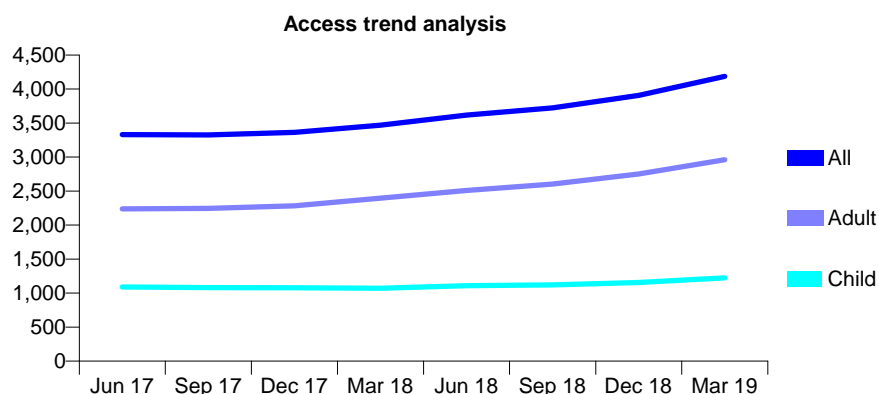
Q68 - Vital Signs At a Glance Contract Report for 238392/0001 - Year end March 2019

Name or company name	MR VS AMIN
Contract type name	GDS Contract
Purpose of contract	General
Contract start date	01/04/2006
Contract end date	

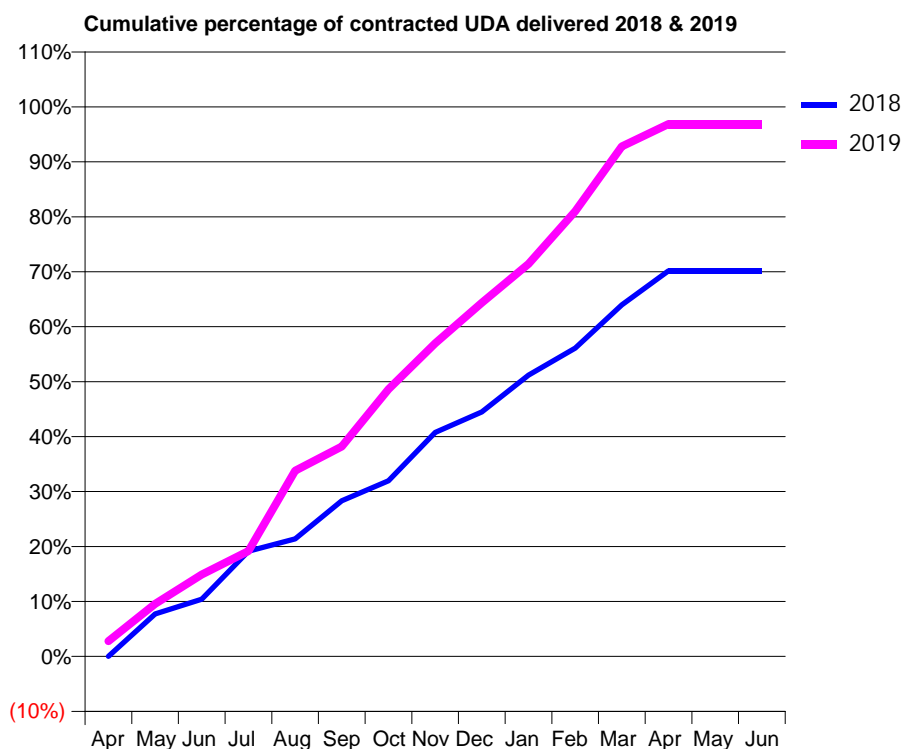
18/19 Contracted general activity (UDA)	10,000
Carry forward general activity (UDA)	0
18/19 Contracted orthodontic activity (UOA)	0
Carry forward orthodontic activity (UOA)	0
Baseline contract value	£240,797.00

ACCESS*

Patients seen in 24 months	Total	Change since previous quarter
Quarter ending March 2018	3,469	
Quarter ending June 2018	3,616	↑
Quarter ending September 2018	3,724	↑
Quarter ending December 2018	3,906	↑
Quarter ending March 2019	4,187	↑
Variance since March 2018	20.7%	↑



ACTIVITY



Month	Adjusted Scheduled Activity (UDA)	
	2018	2019
April	0	279
May	781	957
June	1,052	1,489
July	1,935	1,919
August	2,159	3,379
September	2,861	3,818
October	3,228	4,863
November	4,116	5,696
December	4,493	6,435
January	5,171	7,144
February	5,668	8,101
March	6,462	9,282
April	7,086	9,689
May	7,086	9,689
June	7,086	9,689

QUALITY

	Quantity	Base Number	Contract	AT	Region	England
% of FP17s for the same patient ID Re-attending within 3 months - Children	79	1,989	4.0%	9.6%	11.3%	11.8%
% of FP17s for the same patient ID Re-attending within 3 months - Adults	433	4,676	9.3%	15.2%	15.4%	15.7%
% of FP17s for the same patient ID Re-attending between 3 & 9 months - Children	1,271	1,989	63.9%	60.2%	61.3%	58.9%
% of FP17s for the same patient ID Re-attending between 3 & 9 months - Adults	2,700	4,676	57.7%	51.3%	52.1%	50.8%
% of FP17s for Band 1 Urgent Courses	435	5,794	7.5%	9.5%	9.5%	9.1%
% of FP17s Relating to Free Repair or Replacements	12	5,794	0.2%	0.5%	0.6%	0.8%
% of FP17s Relating to Continuations	8	5,794	0.1%	0.8%	0.8%	0.9%
% of Patients satisfied with the dentistry they have received	1	1	N/A	92.4%	92.4%	92.5%
% of Patients satisfied with the time they had to wait for an appointment	0	1	N/A	88.4%	86.3%	87.0%

* This is based on patients treated on this contract for their most recent course of treatment. Figures in italics indicate the base number of FP17s or Patient Questionnaire responses are less than 100. N/A is shown where the base number of responses is less than 10 during the period. % is calculated as Quantity/Base number*100

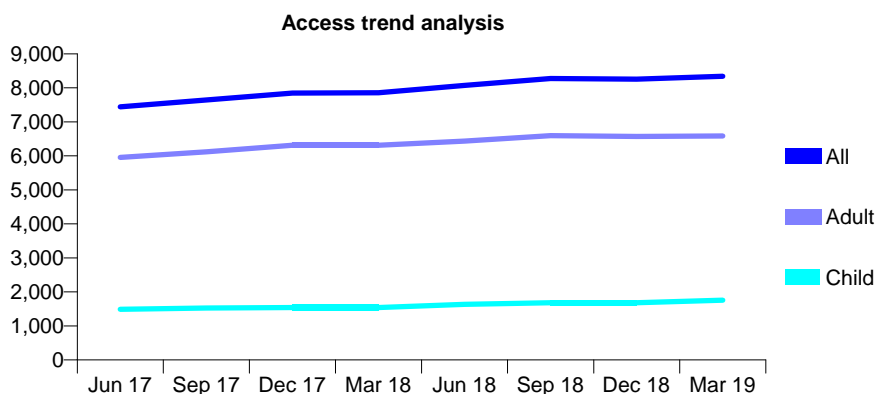
Q68 - Vital Signs At a Glance Contract Report for 238783/0003 - Year end March 2019

Name or company name	MR AN ZYBUTZ
Contract type name	GDS Contract
Purpose of contract	General
Contract start date	01/04/2006
Contract end date	

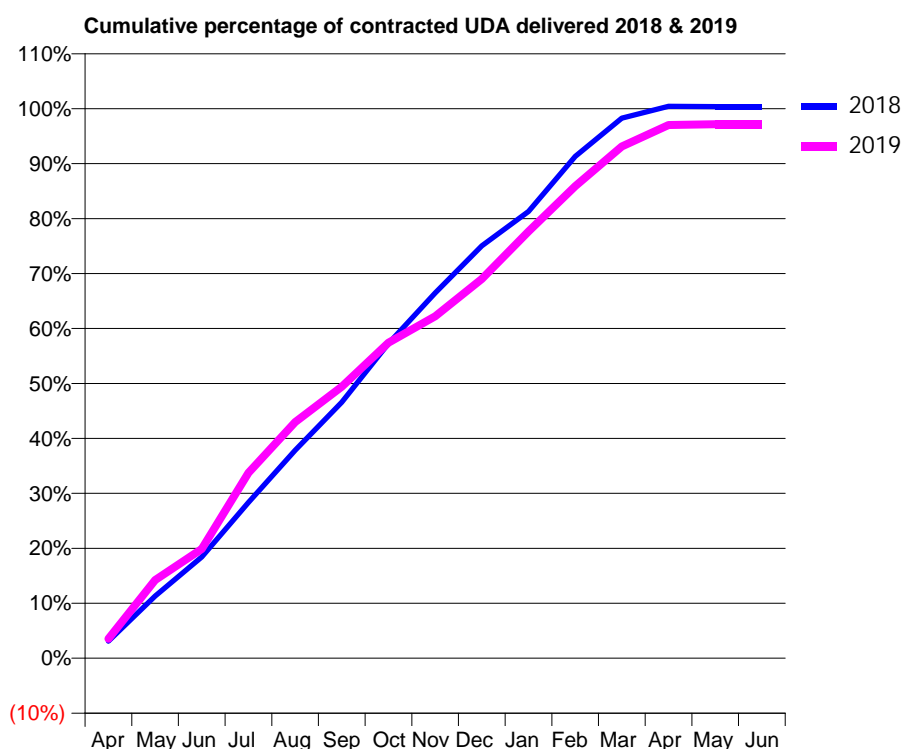
18/19 Contracted general activity (UDA)	27,623
Carry forward general activity (UDA)	0
18/19 Contracted orthodontic activity (UOA)	0
Carry forward orthodontic activity (UOA)	0
Baseline contract value	£751,516.42

ACCESS*

Patients seen in 24 months	Total	Change since previous quarter
Quarter ending March 2018	7,855	
Quarter ending June 2018	8,072	↑
Quarter ending September 2018	8,277	↑
Quarter ending December 2018	8,257	→
Quarter ending March 2019	8,344	→
Variance since March 2018	6.2%	↑



ACTIVITY



Month	Adjusted Scheduled Activity (UDA)	
	2018	2019
April	861	981
May	3,124	3,931
June	5,091	5,491
July	7,836	9,319
August	10,456	11,870
September	12,866	13,651
October	15,823	15,857
November	18,363	17,187
December	20,723	19,064
January	22,462	21,455
February	25,220	23,723
March	27,145	25,725
April	27,739	26,796
May	27,726	26,835
June	27,725	26,835

QUALITY

	Quantity	Base Number	Contract	AT	Region	England
% of FP17s for the same patient ID Re-attending within 3 months - Children	118	2,048	5.8%	9.6%	11.3%	11.8%
% of FP17s for the same patient ID Re-attending within 3 months - Adults	1,450	7,998	18.1%	15.2%	15.4%	15.7%
% of FP17s for the same patient ID Re-attending between 3 & 9 months - Children	905	2,048	44.2%	60.2%	61.3%	58.9%
% of FP17s for the same patient ID Re-attending between 3 & 9 months - Adults	3,267	7,998	40.8%	51.3%	52.1%	50.8%
% of FP17s for Band 1 Urgent Courses	1,396	10,237	13.6%	9.5%	9.5%	9.1%
% of FP17s Relating to Free Repair or Replacements	64	10,237	0.6%	0.5%	0.6%	0.8%
% of FP17s Relating to Continuations	259	10,237	2.5%	0.8%	0.8%	0.9%
% of Patients satisfied with the dentistry they have received	7	8	N/A	92.4%	92.4%	92.5%
% of Patients satisfied with the time they had to wait for an appointment	7	8	N/A	88.4%	86.3%	87.0%

* This is based on patients treated on this contract for their most recent course of treatment.

Figures in italics indicate the base number of FP17s or Patient Questionnaire responses are less than 100. N/A is shown where the base number of responses is less than 10 during the period. % is calculated as Quantity/Base number*100

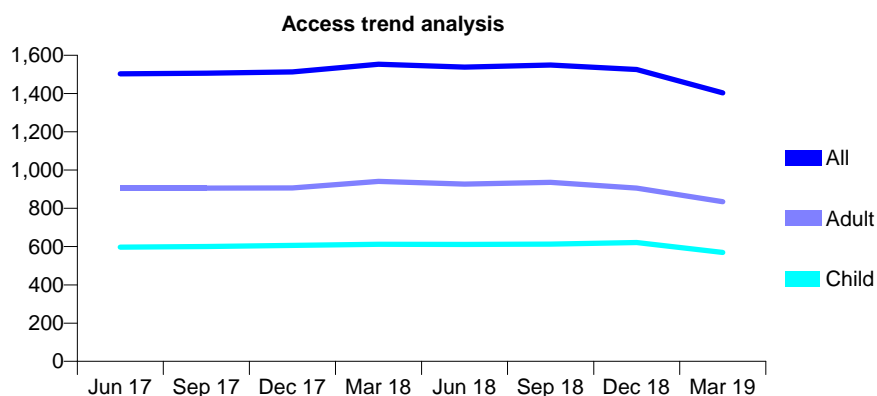
Q68 - Vital Signs At a Glance Contract Report for 239410/0001 - Year end March 2019

Name or company name	MR DB DEWSON
Contract type name	GDS Contract
Purpose of contract	General
Contract start date	01/04/2006
Contract end date	

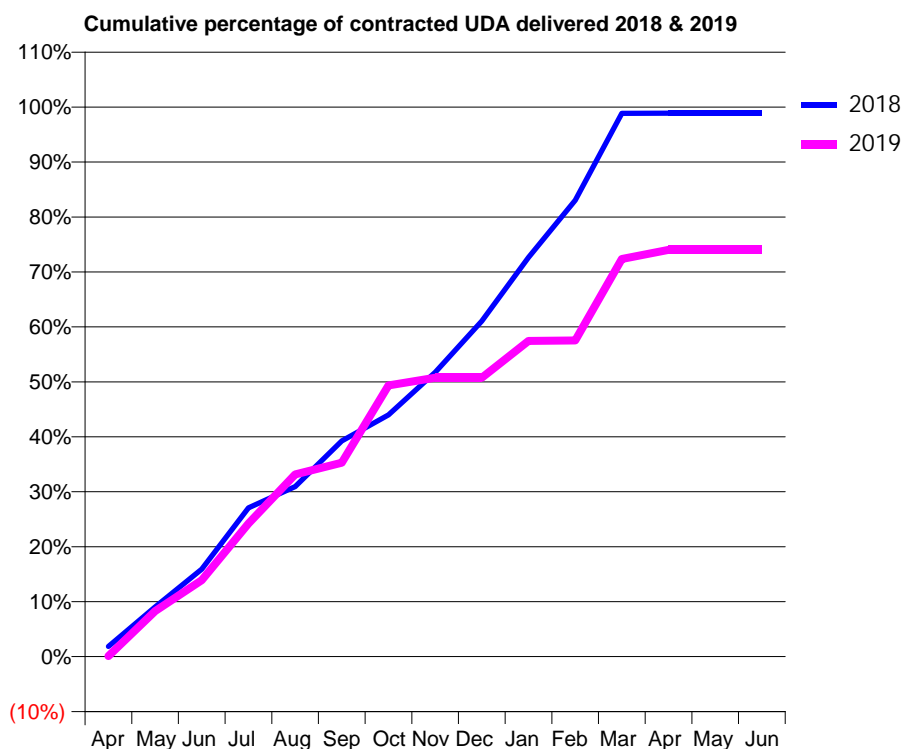
18/19 Contracted general activity (UDA)	5,806
Carry forward general activity (UDA)	65
18/19 Contracted orthodontic activity (UOA)	0
Carry forward orthodontic activity (UOA)	0
Baseline contract value	£146,768.07

ACCESS*

Patients seen in 24 months	Total	Change since previous quarter
Quarter ending March 2018	1,553	
Quarter ending June 2018	1,538	→
Quarter ending September 2018	1,549	→
Quarter ending December 2018	1,526	↓
Quarter ending March 2019	1,404	↓
Variance since March 2018	(9.6%)	↓



ACTIVITY



Month	Adjusted Scheduled Activity (UDA)	
	2018	2019
April	107	7
May	525	481
June	925	808
July	1,571	1,405
August	1,796	1,926
September	2,279	2,048
October	2,554	2,865
November	3,003	2,947
December	3,546	2,947
January	4,218	3,336
February	4,822	3,339
March	5,739	4,201
April	5,740	4,297
May	5,740	4,297
June	5,740	4,297

QUALITY

	Quantity	Base Number	Contract	AT	Region	England
% of FP17s for the same patient ID Re-attending within 3 months - Children	19	571	3.3%	9.6%	11.3%	11.8%
% of FP17s for the same patient ID Re-attending within 3 months - Adults	40	645	6.2%	15.2%	15.4%	15.7%
% of FP17s for the same patient ID Re-attending between 3 & 9 months - Children	242	571	42.4%	60.2%	61.3%	58.9%
% of FP17s for the same patient ID Re-attending between 3 & 9 months - Adults	263	645	40.8%	51.3%	52.1%	50.8%
% of FP17s for Band 1 Urgent Courses	5	1,240	0.4%	9.5%	9.5%	9.1%
% of FP17s Relating to Free Repair or Replacements	2	1,240	0.2%	0.5%	0.6%	0.8%
% of FP17s Relating to Continuations	24	1,240	1.9%	0.8%	0.8%	0.9%
% of Patients satisfied with the dentistry they have received	0	0	N/A	92.4%	92.4%	92.5%
% of Patients satisfied with the time they had to wait for an appointment	0	0	N/A	88.4%	86.3%	87.0%

* This is based on patients treated on this contract for their most recent course of treatment. Figures in italics indicate the base number of FP17s or Patient Questionnaire responses are less than 100. N/A is shown where the base number of responses is less than 10 during the period. % is calculated as Quantity/Base number*100

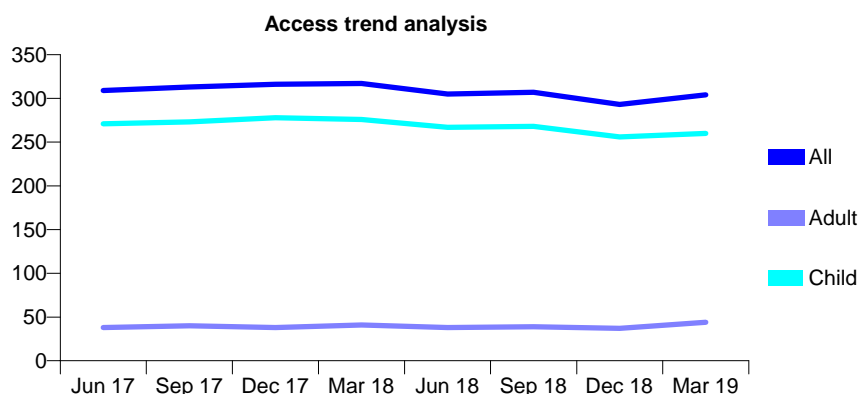
Q68 - Vital Signs At a Glance Contract Report for 239437/0001 - Year end March 2019

Name or company name	MR JT DOWNEY
Contract type name	GDS Contract
Purpose of contract	General
Contract start date	01/04/2006
Contract end date	

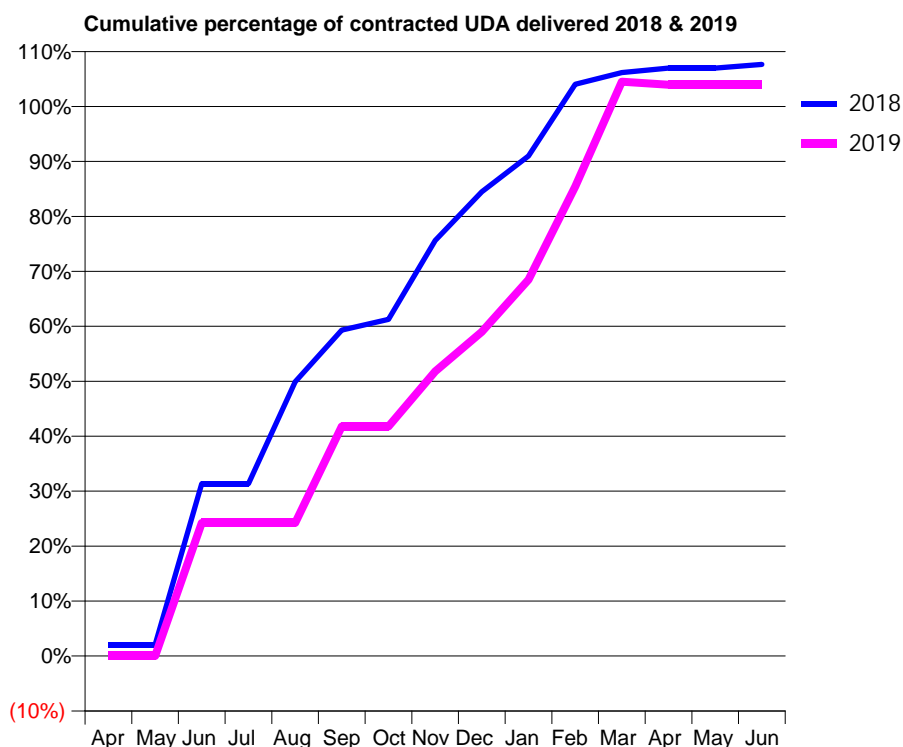
18/19 Contracted general activity (UDA)	475
Carry forward general activity (UDA)	0
18/19 Contracted orthodontic activity (UOA)	0
Carry forward orthodontic activity (UOA)	0
Baseline contract value	£13,035.66

ACCESS*

Patients seen in 24 months	Total	Change since previous quarter
Quarter ending March 2018	317	
Quarter ending June 2018	305	↓
Quarter ending September 2018	307	→
Quarter ending December 2018	293	↓
Quarter ending March 2019	304	↑
Variance since March 2018	(4.1%)	↓



ACTIVITY



Month	Adjusted Scheduled Activity (UDA)	
	2018	2019
April	10	0
May	10	0
June	149	115
July	149	115
August	237	115
September	282	198
October	291	198
November	359	246
December	401	280
January	432	325
February	494	406
March	504	496
April	508	494
May	508	494
June	511	494

QUALITY

	Quantity	Base Number	Contract	AT	Region	England
% of FP17s for the same patient ID Re-attending within 3 months - Children	14	406	3.4%	9.6%	11.3%	11.8%
% of FP17s for the same patient ID Re-attending within 3 months - Adults	2	24	8.3%	15.2%	15.4%	15.7%
% of FP17s for the same patient ID Re-attending between 3 & 9 months - Children	234	406	57.6%	60.2%	61.3%	58.9%
% of FP17s for the same patient ID Re-attending between 3 & 9 months - Adults	11	24	45.8%	51.3%	52.1%	50.8%
% of FP17s for Band 1 Urgent Courses	14	430	3.3%	9.5%	9.5%	9.1%
% of FP17s Relating to Free Repair or Replacements	0	430	0.0%	0.5%	0.6%	0.8%
% of FP17s Relating to Continuations	0	430	0.0%	0.8%	0.8%	0.9%
% of Patients satisfied with the dentistry they have received	0	0	N/A	92.4%	92.4%	92.5%
% of Patients satisfied with the time they had to wait for an appointment	0	0	N/A	88.4%	86.3%	87.0%

* This is based on patients treated on this contract for their most recent course of treatment. Figures in italics indicate the base number of FP17s or Patient Questionnaire responses are less than 100. N/A is shown where the base number of responses is less than 10 during the period. % is calculated as Quantity/Base number*100

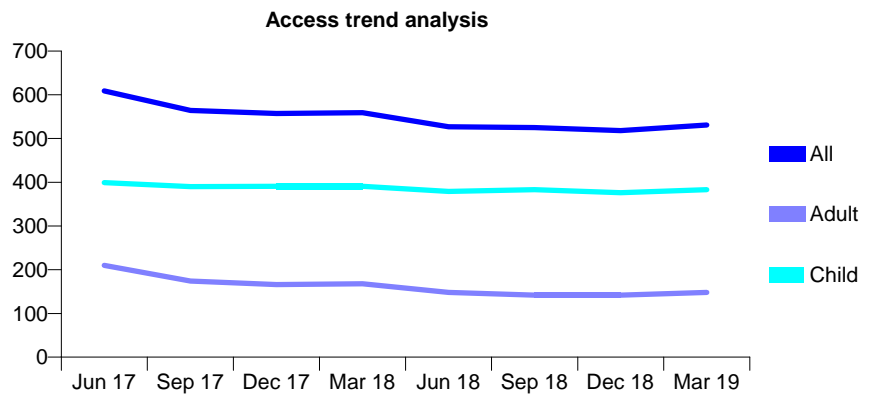
Q68 - Vital Signs At a Glance Contract Report for 239461/0001 - Year end March 2019

Name or company name	MR SW GREAVES
Contract type name	GDS Contract
Purpose of contract	General
Contract start date	18/06/2012
Contract end date	

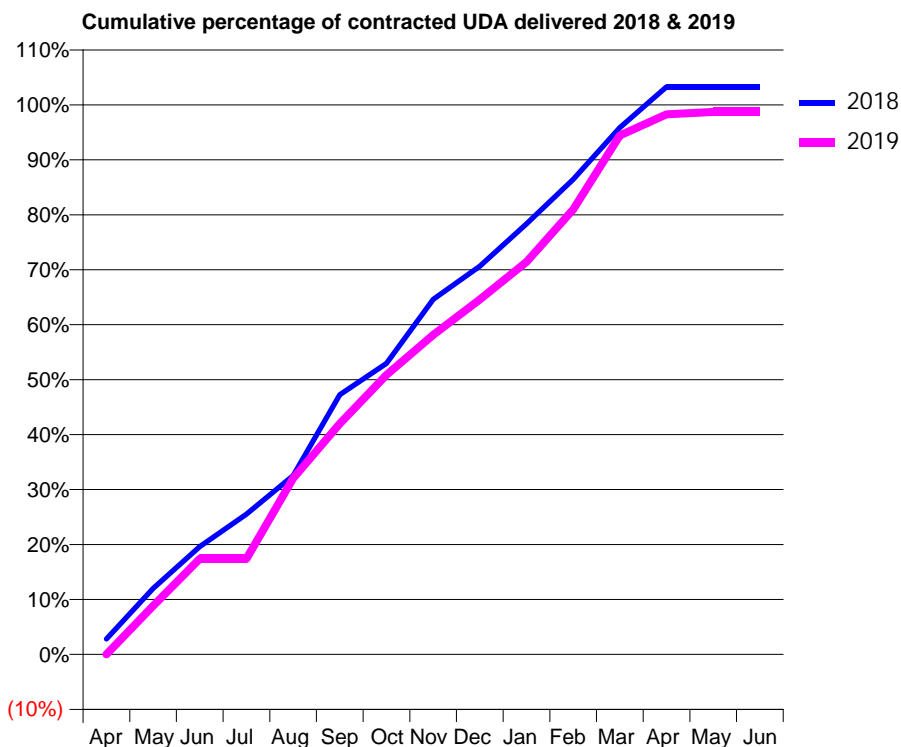
18/19 Contracted general activity (UDA)	1,000
Carry forward general activity (UDA)	0
18/19 Contracted orthodontic activity (UOA)	0
Carry forward orthodontic activity (UOA)	0
Baseline contract value	£22,857.18

ACCESS*

Patients seen in 24 months	Total	Change since previous quarter
Quarter ending March 2018	559	
Quarter ending June 2018	527	↓
Quarter ending September 2018	525	→
Quarter ending December 2018	518	↓
Quarter ending March 2019	531	↑
Variance since March 2018	(5.0%)	↓



ACTIVITY



Month	Adjusted Scheduled Activity (UDA)	
	2018	2019
April	28	0
May	120	88
June	196	174
July	255	174
August	326	320
September	473	420
October	530	509
November	646	582
December	706	646
January	783	714
February	864	810
March	958	944
April	1,033	983
May	1,033	987
June	1,033	987

QUALITY

	Quantity	Base Number	Contract	AT	Region	England
% of FP17s for the same patient ID Re-attending within 3 months - Children	17	618	2.8%	9.6%	11.3%	11.8%
% of FP17s for the same patient ID Re-attending within 3 months - Adults	17	142	12.0%	15.2%	15.4%	15.7%
% of FP17s for the same patient ID Re-attending between 3 & 9 months - Children	431	618	69.7%	60.2%	61.3%	58.9%
% of FP17s for the same patient ID Re-attending between 3 & 9 months - Adults	73	142	51.4%	51.3%	52.1%	50.8%
% of FP17s for Band 1 Urgent Courses	25	742	3.4%	9.5%	9.5%	9.1%
% of FP17s Relating to Free Repair or Replacements	0	742	0.0%	0.5%	0.6%	0.8%
% of FP17s Relating to Continuations	0	742	0.0%	0.8%	0.8%	0.9%
% of Patients satisfied with the dentistry they have received	0	0	N/A	92.4%	92.4%	92.5%
% of Patients satisfied with the time they had to wait for an appointment	0	0	N/A	88.4%	86.3%	87.0%

* This is based on patients treated on this contract for their most recent course of treatment. Figures in italics indicate the base number of FP17s or Patient Questionnaire responses are less than 100. N/A is shown where the base number of responses is less than 10 during the period. % is calculated as Quantity/Base number*100

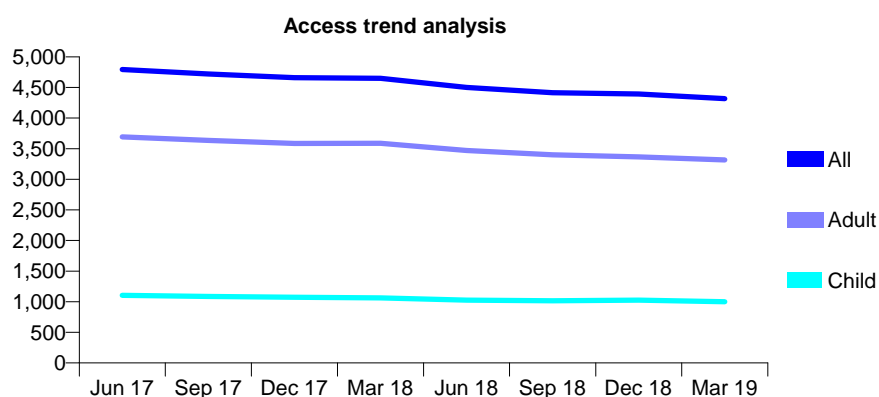
Q68 - Vital Signs At a Glance Contract Report for 241423/0002 - Year end March 2019

Name or company name	MR R SIVA
Contract type name	GDS Contract
Purpose of contract	General
Contract start date	01/12/2007
Contract end date	

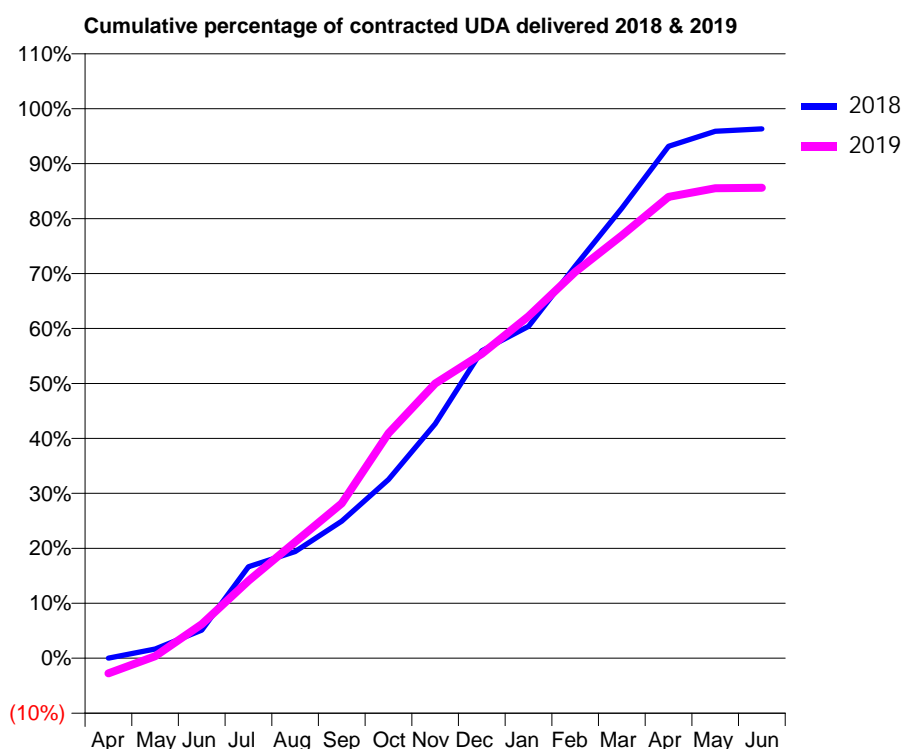
18/19 Contracted general activity (UDA)	15,100
Carry forward general activity (UDA)	544
18/19 Contracted orthodontic activity (UOA)	0
Carry forward orthodontic activity (UOA)	0
Baseline contract value	£366,396.66

ACCESS*

Patients seen in 24 months	Total	Change since previous quarter
Quarter ending March 2018	4,651	
Quarter ending June 2018	4,499	↓
Quarter ending September 2018	4,415	↓
Quarter ending December 2018	4,394	→
Quarter ending March 2019	4,317	↓
Variance since March 2018	(7.2%)	↓



ACTIVITY



Month	2018	2019
April	0	-421
May	250	58
June	756	936
July	2,460	2,128
August	2,877	3,194
September	3,691	4,258
October	4,812	6,179
November	6,314	7,546
December	8,278	8,363
January	8,937	9,395
February	10,560	10,614
March	12,116	11,616
April	13,785	12,678
May	14,194	12,913
June	14,257	12,926

QUALITY

	Quantity	Base Number	Contract	AT	Region	England
% of FP17s for the same patient ID Re-attending within 3 months - Children	113	1,274	8.9%	9.6%	11.3%	11.8%
% of FP17s for the same patient ID Re-attending within 3 months - Adults	822	4,312	19.1%	15.2%	15.4%	15.7%
% of FP17s for the same patient ID Re-attending between 3 & 9 months - Children	478	1,274	37.5%	60.2%	61.3%	58.9%
% of FP17s for the same patient ID Re-attending between 3 & 9 months - Adults	1,402	4,312	32.5%	51.3%	52.1%	50.8%
% of FP17s for Band 1 Urgent Courses	829	5,566	14.9%	9.5%	9.5%	9.1%
% of FP17s Relating to Free Repair or Replacements	2	5,566	0.0%	0.5%	0.6%	0.8%
% of FP17s Relating to Continuations	18	5,566	0.3%	0.8%	0.8%	0.9%
% of Patients satisfied with the dentistry they have received	8	8	N/A	92.4%	92.4%	92.5%
% of Patients satisfied with the time they had to wait for an appointment	8	8	N/A	88.4%	86.3%	87.0%

* This is based on patients treated on this contract for their most recent course of treatment.

Figures in italics indicate the base number of FP17s or Patient Questionnaire responses are less than 100. N/A is shown where the base number of responses is less than 10 during the period. % is calculated as Quantity/Base number*100

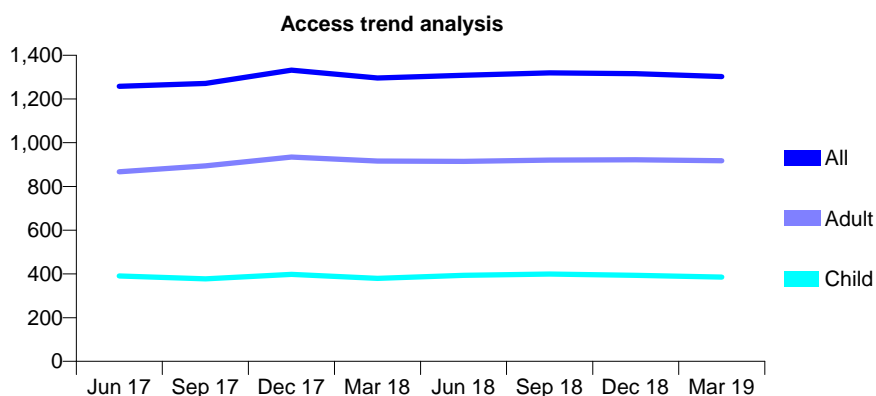
Q68 - Vital Signs At a Glance Contract Report for 245003/0001 - Year end March 2019

Name or company name	MR K ABODI
Contract type name	GDS Contract
Purpose of contract	General
Contract start date	01/04/2006
Contract end date	

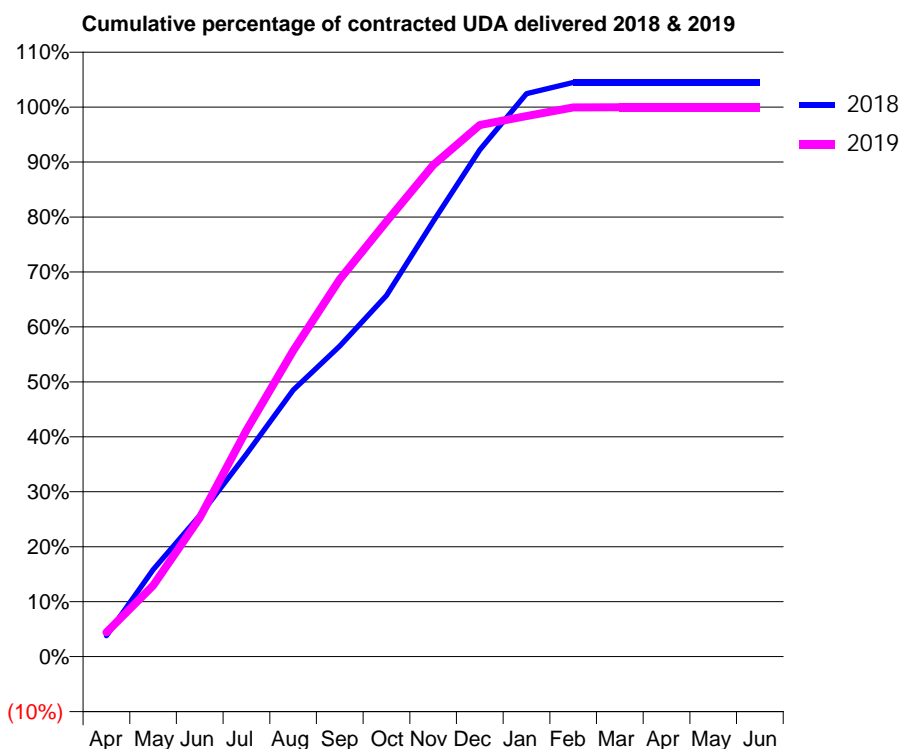
18/19 Contracted general activity (UDA)	2,477
Carry forward general activity (UDA)	0
18/19 Contracted orthodontic activity (UOA)	0
Carry forward orthodontic activity (UOA)	0
Baseline contract value	£62,314.33

ACCESS*

Patients seen in 24 months	Total	Change since previous quarter
Quarter ending March 2018	1,296	
Quarter ending June 2018	1,308	→
Quarter ending September 2018	1,319	→
Quarter ending December 2018	1,316	→
Quarter ending March 2019	1,303	→
Variance since March 2018	0.5%	→



ACTIVITY



Month	Adjusted Scheduled Activity (UDA)	
	2018	2019
April	94	109
May	392	321
June	636	626
July	913	1,020
August	1,201	1,379
September	1,400	1,701
October	1,628	1,961
November	1,962	2,215
December	2,285	2,395
January	2,538	2,436
February	2,588	2,475
March	2,588	2,476
April	2,588	2,476
May	2,588	2,476
June	2,588	2,476

QUALITY

	Quantity	Base Number	Contract	AT	Region	England
% of FP17s for the same patient ID Re-attending within 3 months - Children	21	538	3.9%	9.6%	11.3%	11.8%
% of FP17s for the same patient ID Re-attending within 3 months - Adults	67	888	7.5%	15.2%	15.4%	15.7%
% of FP17s for the same patient ID Re-attending between 3 & 9 months - Children	319	538	59.3%	60.2%	61.3%	58.9%
% of FP17s for the same patient ID Re-attending between 3 & 9 months - Adults	372	888	41.9%	51.3%	52.1%	50.8%
% of FP17s for Band 1 Urgent Courses	84	1,426	5.9%	9.5%	9.5%	9.1%
% of FP17s Relating to Free Repair or Replacements	0	1,426	0.0%	0.5%	0.6%	0.8%
% of FP17s Relating to Continuations	0	1,426	0.0%	0.8%	0.8%	0.9%
% of Patients satisfied with the dentistry they have received	0	0	N/A	92.4%	92.4%	92.5%
% of Patients satisfied with the time they had to wait for an appointment	0	0	N/A	88.4%	86.3%	87.0%

* This is based on patients treated on this contract for their most recent course of treatment. Figures in italics indicate the base number of FP17s or Patient Questionnaire responses are less than 100. N/A is shown where the base number of responses is less than 10 during the period. % is calculated as Quantity/Base number*100

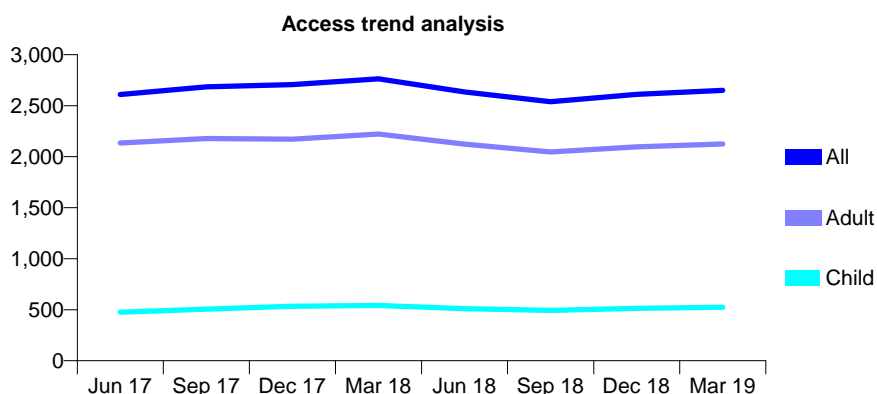
Q68 - Vital Signs At a Glance Contract Report for 249599/0001 - Year end March 2019

Name or company name	Mr Ambrose Ebhohimen
Contract type name	GDS Contract
Purpose of contract	General
Contract start date	01/04/2006
Contract end date	

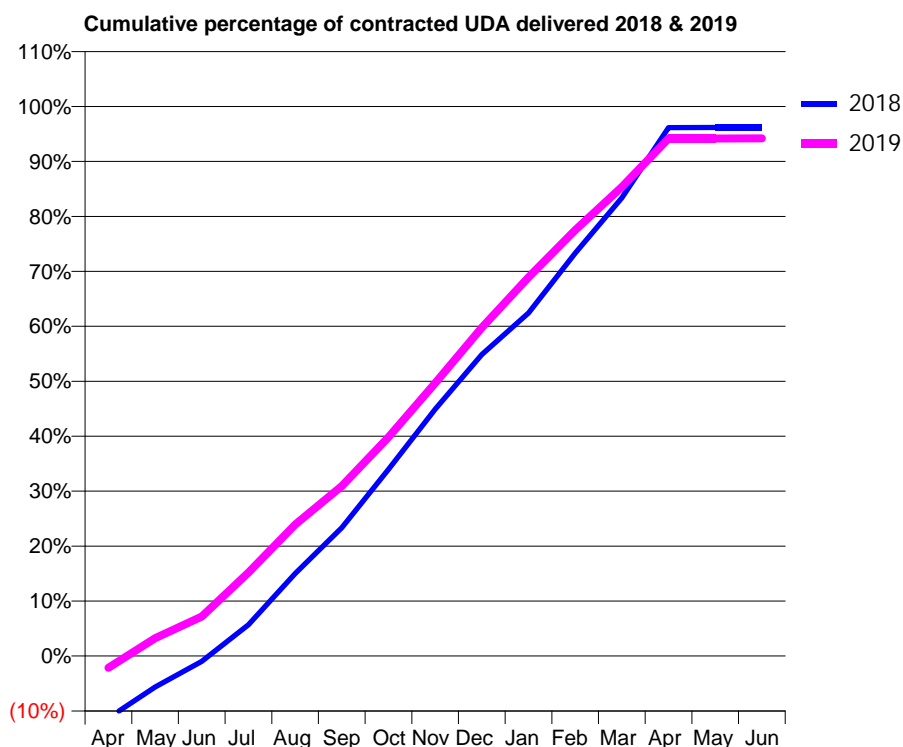
18/19 Contracted general activity (UDA)	9,545
Carry forward general activity (UDA)	364
18/19 Contracted orthodontic activity (UOA)	0
Carry forward orthodontic activity (UOA)	0
Baseline contract value	£217,877.42

ACCESS*

Patients seen in 24 months	Total	Change since previous quarter
Quarter ending March 2018	2,763	
Quarter ending June 2018	2,634	↓
Quarter ending September 2018	2,539	↓
Quarter ending December 2018	2,611	↑
Quarter ending March 2019	2,650	→
Variance since March 2018	(4.1%)	↓



ACTIVITY



Month	Adjusted Scheduled Activity (UDA)	
	2018	2019
April	-1,078	-207
May	-541	312
June	-97	687
July	543	1,451
August	1,433	2,284
September	2,226	2,950
October	3,242	3,801
November	4,288	4,740
December	5,236	5,701
January	5,958	6,576
February	6,999	7,396
March	7,957	8,145
April	9,179	8,987
May	9,181	8,989
June	9,181	8,990

QUALITY

	Quantity	Base Number	Contract	AT	Region	England
% of FP17s for the same patient ID Re-attending within 3 months - Children	59	694	8.5%	9.6%	11.3%	11.8%
% of FP17s for the same patient ID Re-attending within 3 months - Adults	402	2,975	13.5%	15.2%	15.4%	15.7%
% of FP17s for the same patient ID Re-attending between 3 & 9 months - Children	405	694	58.4%	60.2%	61.3%	58.9%
% of FP17s for the same patient ID Re-attending between 3 & 9 months - Adults	1,762	2,975	59.2%	51.3%	52.1%	50.8%
% of FP17s for Band 1 Urgent Courses	257	3,646	7.0%	9.5%	9.5%	9.1%
% of FP17s Relating to Free Repair or Replacements	22	3,646	0.6%	0.5%	0.6%	0.8%
% of FP17s Relating to Continuations	35	3,646	1.0%	0.8%	0.8%	0.9%
% of Patients satisfied with the dentistry they have received	2	2	N/A	92.4%	92.4%	92.5%
% of Patients satisfied with the time they had to wait for an appointment	2	2	N/A	88.4%	86.3%	87.0%

* This is based on patients treated on this contract for their most recent course of treatment. Figures in italics indicate the base number of FP17s or Patient Questionnaire responses are less than 100. N/A is shown where the base number of responses is less than 10 during the period. % is calculated as Quantity/Base number*100

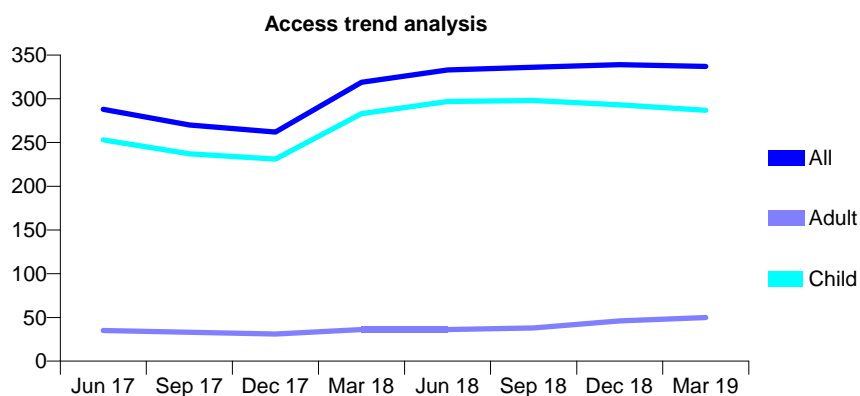
Q68 - Vital Signs At a Glance Contract Report for 250414/0001 - Year end March 2019

Name or company name	MRS EL CLAYTON-JONES
Contract type name	GDS Contract
Purpose of contract	General
Contract start date	01/12/2011
Contract end date	

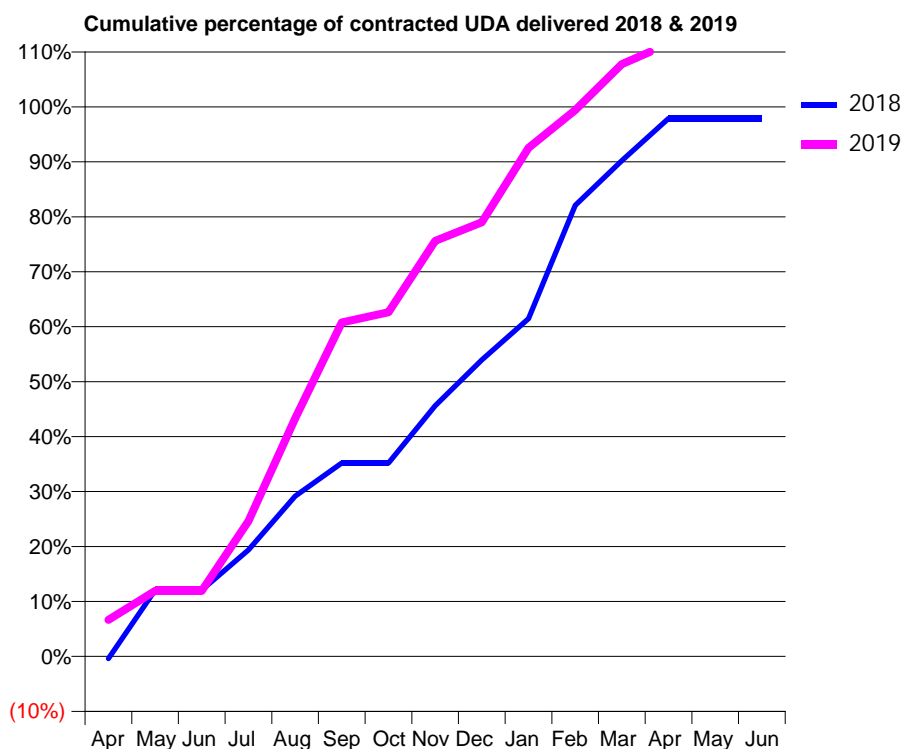
18/19 Contracted general activity (UDA)	480
Carry forward general activity (UDA)	10
18/19 Contracted orthodontic activity (UOA)	0
Carry forward orthodontic activity (UOA)	0
Baseline contract value	£10,968.86

ACCESS*

Patients seen in 24 months	Total	Change since previous quarter
Quarter ending March 2018	319	
Quarter ending June 2018	333	↑
Quarter ending September 2018	336	→
Quarter ending December 2018	339	→
Quarter ending March 2019	337	→
Variance since March 2018	5.6%	↑



ACTIVITY



Month	Adjusted Scheduled Activity (UDA)	
	2018	2019
April	-2	32
May	58	57
June	58	57
July	93	118
August	140	208
September	169	292
October	169	301
November	219	363
December	259	379
January	295	444
February	394	477
March	433	517
April	470	535
May	470	535
June	470	535

QUALITY

	Quantity	Base Number	Contract	AT	Region	England
% of FP17s for the same patient ID Re-attending within 3 months - Children	28	459	6.1%	9.6%	11.3%	11.8%
% of FP17s for the same patient ID Re-attending within 3 months - Adults	0	22	0.0%	15.2%	15.4%	15.7%
% of FP17s for the same patient ID Re-attending between 3 & 9 months - Children	306	459	66.7%	60.2%	61.3%	58.9%
% of FP17s for the same patient ID Re-attending between 3 & 9 months - Adults	16	22	72.7%	51.3%	52.1%	50.8%
% of FP17s for Band 1 Urgent Courses	16	466	3.4%	9.5%	9.5%	9.1%
% of FP17s Relating to Free Repair or Replacements	0	466	0.0%	0.5%	0.6%	0.8%
% of FP17s Relating to Continuations	0	466	0.0%	0.8%	0.8%	0.9%
% of Patients satisfied with the dentistry they have received	1	1	N/A	92.4%	92.4%	92.5%
% of Patients satisfied with the time they had to wait for an appointment	1	1	N/A	88.4%	86.3%	87.0%

* This is based on patients treated on this contract for their most recent course of treatment. Figures in italics indicate the base number of FP17s or Patient Questionnaire responses are less than 100. N/A is shown where the base number of responses is less than 10 during the period. % is calculated as Quantity/Base number*100

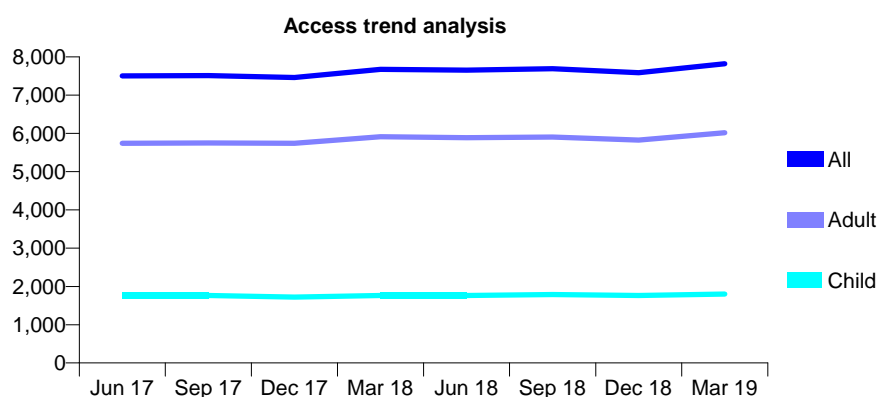
Q68 - Vital Signs At a Glance Contract Report for 251739/0001 - Year end March 2019

Name or company name	MS BS BHATT
Contract type name	GDS Contract
Purpose of contract	General
Contract start date	01/04/2006
Contract end date	

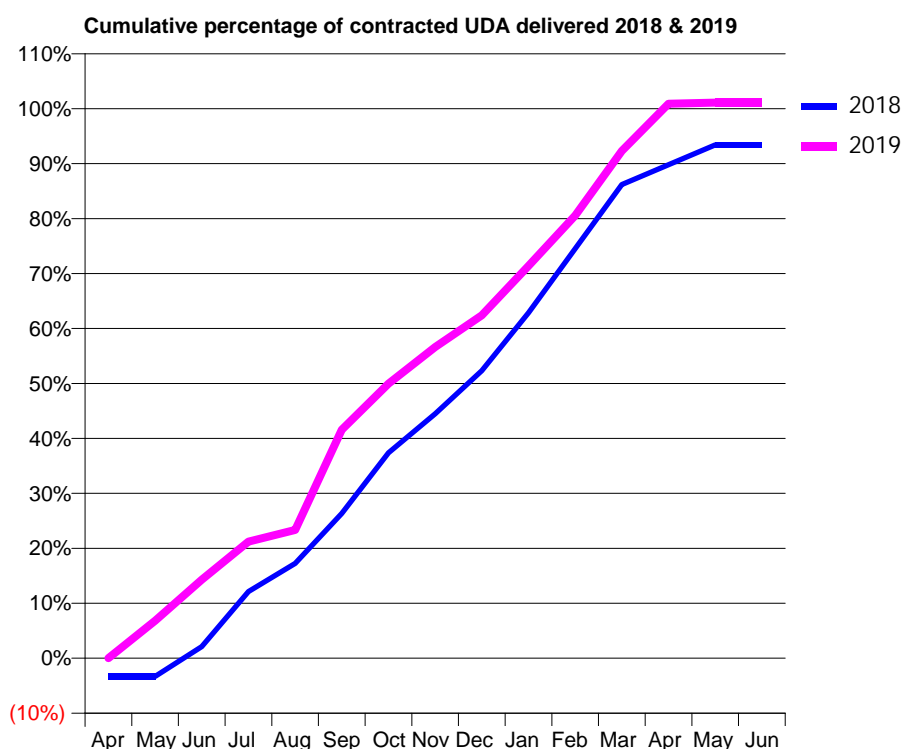
18/19 Contracted general activity (UDA)	16,944
Carry forward general activity (UDA)	0
18/19 Contracted orthodontic activity (UOA)	0
Carry forward orthodontic activity (UOA)	0
Baseline contract value	£387,219.84

ACCESS*

Patients seen in 24 months	Total	Change since previous quarter
Quarter ending March 2018	7,673	
Quarter ending June 2018	7,654	→
Quarter ending September 2018	7,692	→
Quarter ending December 2018	7,587	↓
Quarter ending March 2019	7,821	↑
Variance since March 2018	1.9%	→



ACTIVITY



Month	Adjusted Scheduled Activity (UDA)	
	2018	2019
April	-567	0
May	-567	1,157
June	362	2,421
July	2,058	3,597
August	2,926	3,953
September	4,465	7,047
October	6,333	8,462
November	7,537	9,596
December	8,866	10,574
January	10,650	12,094
February	12,629	13,654
March	14,602	15,638
April	15,215	17,096
May	15,828	17,130
June	15,828	17,133

QUALITY

	Quantity	Base Number	Contract	AT	Region	England
% of FP17s for the same patient ID Re-attending within 3 months - Children	157	2,484	6.3%	9.6%	11.3%	11.8%
% of FP17s for the same patient ID Re-attending within 3 months - Adults	936	7,611	12.3%	15.2%	15.4%	15.7%
% of FP17s for the same patient ID Re-attending between 3 & 9 months - Children	1,385	2,484	55.8%	60.2%	61.3%	58.9%
% of FP17s for the same patient ID Re-attending between 3 & 9 months - Adults	4,007	7,611	52.6%	51.3%	52.1%	50.8%
% of FP17s for Band 1 Urgent Courses	634	10,234	6.2%	9.5%	9.5%	9.1%
% of FP17s Relating to Free Repair or Replacements	34	10,234	0.3%	0.5%	0.6%	0.8%
% of FP17s Relating to Continuations	28	10,234	0.3%	0.8%	0.8%	0.9%
% of Patients satisfied with the dentistry they have received	7	7	N/A	92.4%	92.4%	92.5%
% of Patients satisfied with the time they had to wait for an appointment	7	7	N/A	88.4%	86.3%	87.0%

* This is based on patients treated on this contract for their most recent course of treatment.

Figures in italics indicate the base number of FP17s or Patient Questionnaire responses are less than 100. N/A is shown where the base number of responses is less than 10 during the period. % is calculated as Quantity/Base number*100

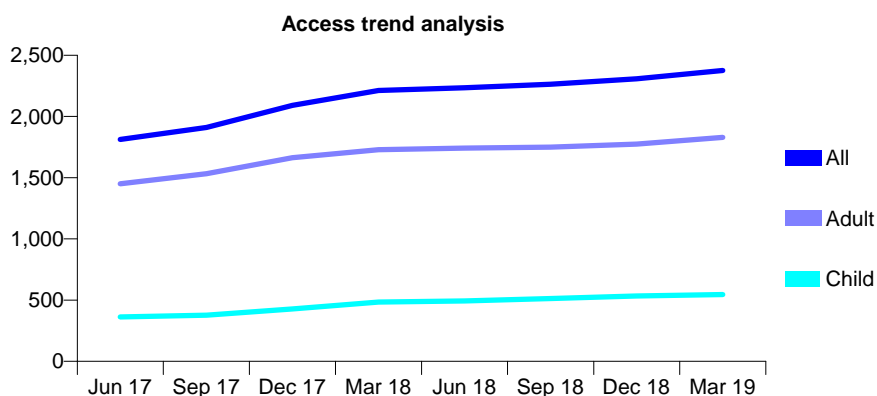
Q68 - Vital Signs At a Glance Contract Report for 252247/0001 - Year end March 2019

Name or company name	MR DI MIHAYLOV
Contract type name	GDS Contract
Purpose of contract	General
Contract start date	01/10/2015
Contract end date	

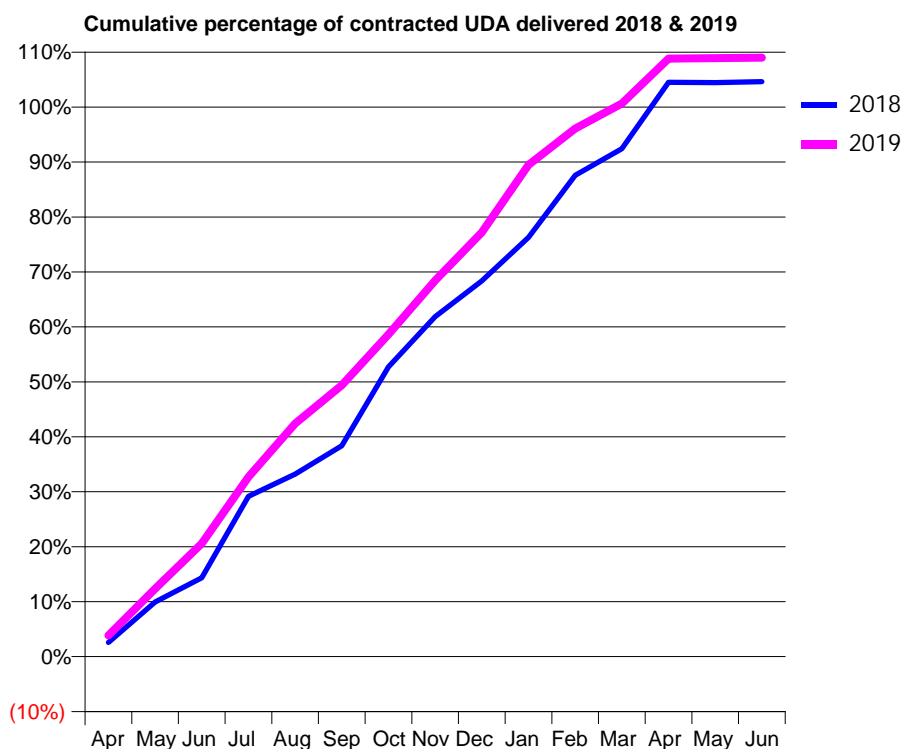
18/19 Contracted general activity (UDA)	6,490
Carry forward general activity (UDA)	0
18/19 Contracted orthodontic activity (UOA)	0
Carry forward orthodontic activity (UOA)	0
Baseline contract value	£153,418.89

ACCESS*

Patients seen in 24 months	Total	Change since previous quarter
Quarter ending March 2018	2,213	
Quarter ending June 2018	2,235	→
Quarter ending September 2018	2,263	→
Quarter ending December 2018	2,308	→
Quarter ending March 2019	2,375	↑
Variance since March 2018	7.3%	↑



ACTIVITY



Month	Adjusted Scheduled Activity (UDA)	
	2018	2019
April	167	251
May	645	802
June	932	1,334
July	1,894	2,122
August	2,155	2,752
September	2,491	3,203
October	3,422	3,806
November	4,016	4,442
December	4,437	5,008
January	4,950	5,808
February	5,684	6,237
March	5,999	6,531
April	6,783	7,062
May	6,779	7,067
June	6,791	7,073

QUALITY

	Quantity	Base Number	Contract	AT	Region	England
% of FP17s for the same patient ID Re-attending within 3 months - Children	66	823	8.0%	9.6%	11.3%	11.8%
% of FP17s for the same patient ID Re-attending within 3 months - Adults	307	2,470	12.4%	15.2%	15.4%	15.7%
% of FP17s for the same patient ID Re-attending between 3 & 9 months - Children	476	823	57.8%	60.2%	61.3%	58.9%
% of FP17s for the same patient ID Re-attending between 3 & 9 months - Adults	1,258	2,470	50.9%	51.3%	52.1%	50.8%
% of FP17s for Band 1 Urgent Courses	276	3,204	8.6%	9.5%	9.5%	9.1%
% of FP17s Relating to Free Repair or Replacements	24	3,204	0.7%	0.5%	0.6%	0.8%
% of FP17s Relating to Continuations	20	3,204	0.6%	0.8%	0.8%	0.9%
% of Patients satisfied with the dentistry they have received	0	0	N/A	92.4%	92.4%	92.5%
% of Patients satisfied with the time they had to wait for an appointment	0	0	N/A	88.4%	86.3%	87.0%

* This is based on patients treated on this contract for their most recent course of treatment. Figures in italics indicate the base number of FP17s or Patient Questionnaire responses are less than 100. N/A is shown where the base number of responses is less than 10 during the period. % is calculated as Quantity/Base number*100

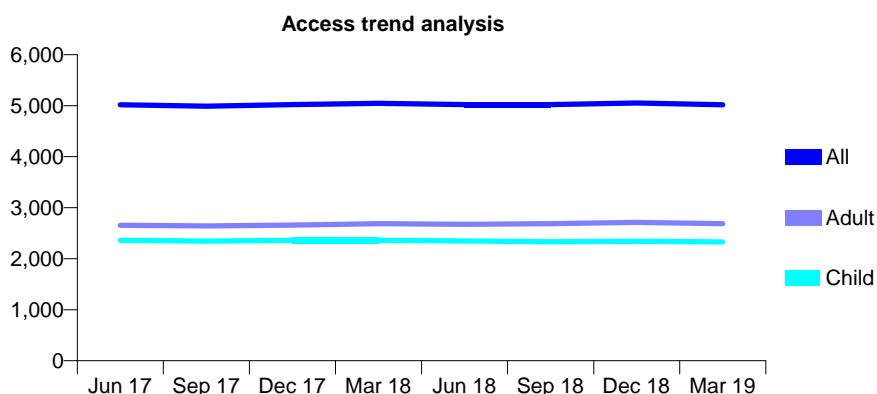
Q68 - Vital Signs At a Glance Contract Report for 253294/0001 - Year end March 2019

Name or company name	MR PA CARR
Contract type name	GDS Contract
Purpose of contract	General
Contract start date	17/02/2015
Contract end date	

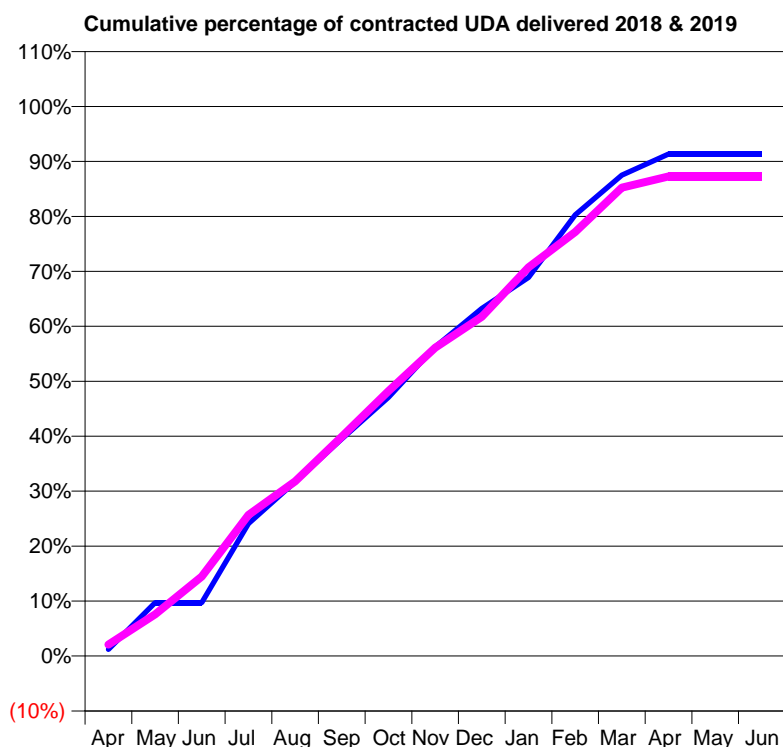
18/19 Contracted general activity (UDA)	12,800
Carry forward general activity (UDA)	0
18/19 Contracted orthodontic activity (UOA)	0
Carry forward orthodontic activity (UOA)	0
Baseline contract value	£293,384.82

ACCESS*

Patients seen in 24 months	Total	Change since previous quarter
Quarter ending March 2018	5,047	
Quarter ending June 2018	5,020	→
Quarter ending September 2018	5,020	→
Quarter ending December 2018	5,052	→
Quarter ending March 2019	5,017	→
Variance since March 2018	(0.6%)	→



ACTIVITY



Month	Adjusted Scheduled Activity (UDA)	
	2018	2019
April	158	265
May	1,243	970
June	1,243	1,851
July	3,087	3,285
August	4,058	4,071
September	5,056	5,109
October	6,024	6,170
November	7,202	7,181
December	8,097	7,899
January	8,816	9,053
February	10,272	9,876
March	11,198	10,910
April	11,691	11,170
May	11,691	11,170
June	11,692	11,170

QUALITY

	Quantity	Base Number	Contract	AT	Region	England
% of FP17s for the same patient ID Re-attending within 3 months - Children	240	3,487	6.9%	9.6%	11.3%	11.8%
% of FP17s for the same patient ID Re-attending within 3 months - Adults	488	3,448	14.2%	15.2%	15.4%	15.7%
% of FP17s for the same patient ID Re-attending between 3 & 9 months - Children	2,193	3,487	62.9%	60.2%	61.3%	58.9%
% of FP17s for the same patient ID Re-attending between 3 & 9 months - Adults	1,690	3,448	49.0%	51.3%	52.1%	50.8%
% of FP17s for Band 1 Urgent Courses	616	6,773	9.1%	9.5%	9.5%	9.1%
% of FP17s Relating to Free Repair or Replacements	12	6,773	0.2%	0.5%	0.6%	0.8%
% of FP17s Relating to Continuations	90	6,773	1.3%	0.8%	0.8%	0.9%
% of Patients satisfied with the dentistry they have received	2	2	N/A	92.4%	92.4%	92.5%
% of Patients satisfied with the time they had to wait for an appointment	1	2	N/A	88.4%	86.3%	87.0%

* This is based on patients treated on this contract for their most recent course of treatment. Figures in italics indicate the base number of FP17s or Patient Questionnaire responses are less than 100. N/A is shown where the base number of responses is less than 10 during the period. % is calculated as Quantity/Base number*100

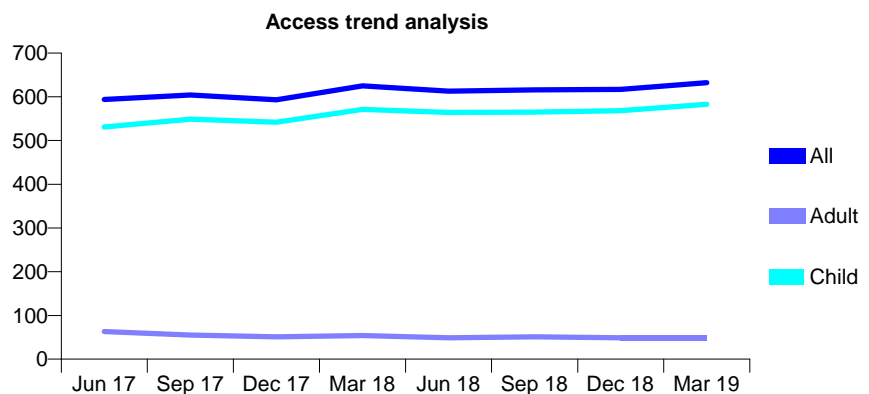
Q68 - Vital Signs At a Glance Contract Report for 253405/0001 - Year end March 2019

Name or company name	MR J BAROTIAN
Contract type name	GDS Contract
Purpose of contract	General
Contract start date	01/04/2006
Contract end date	

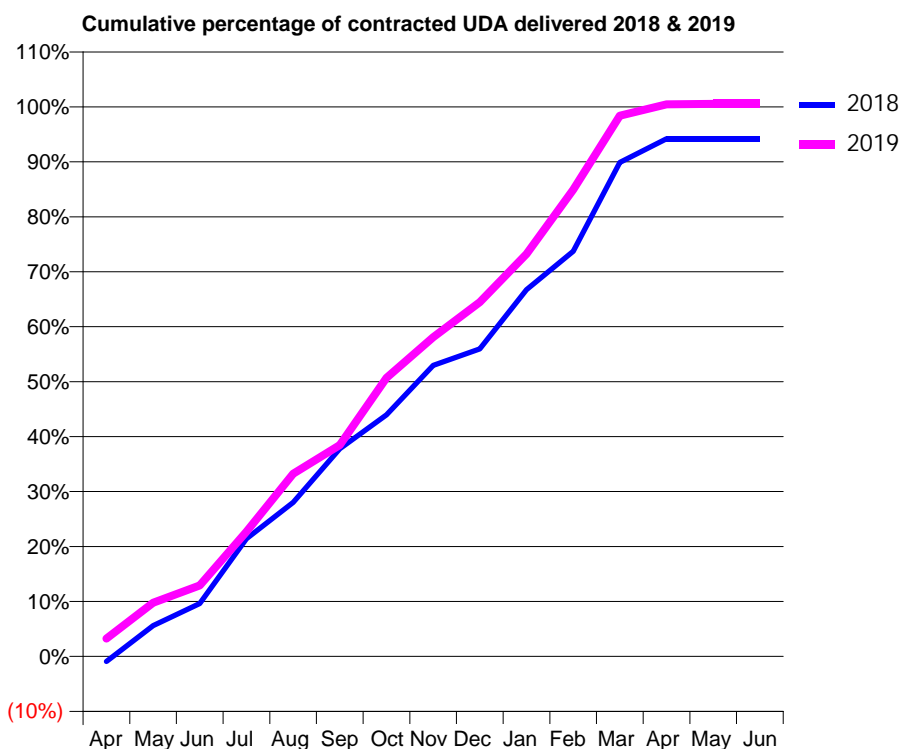
18/19 Contracted general activity (UDA)	1,300
Carry forward general activity (UDA)	0
18/19 Contracted orthodontic activity (UOA)	0
Carry forward orthodontic activity (UOA)	0
Baseline contract value	£33,918.50

ACCESS*

Patients seen in 24 months	Total	Change since previous quarter
Quarter ending March 2018	625	
Quarter ending June 2018	613	↓
Quarter ending September 2018	616	→
Quarter ending December 2018	617	→
Quarter ending March 2019	632	↑
Variance since March 2018	1.1%	→



ACTIVITY



Month	Adjusted Scheduled Activity (UDA)	
	2018	2019
April	-12	42
May	73	127
June	125	168
July	278	295
August	364	432
September	491	500
October	571	659
November	688	755
December	727	838
January	867	952
February	958	1,104
March	1,168	1,279
April	1,224	1,306
May	1,224	1,307
June	1,224	1,307

QUALITY

	Quantity	Base Number	Contract	AT	Region	England
% of FP17s for the same patient ID Re-attending within 3 months - Children	32	932	3.4%	9.6%	11.3%	11.8%
% of FP17s for the same patient ID Re-attending within 3 months - Adults	0	0	N/A	15.2%	15.4%	15.7%
% of FP17s for the same patient ID Re-attending between 3 & 9 months - Children	641	932	68.8%	60.2%	61.3%	58.9%
% of FP17s for the same patient ID Re-attending between 3 & 9 months - Adults	0	0	N/A	51.3%	52.1%	50.8%
% of FP17s for Band 1 Urgent Courses	0	909	0.0%	9.5%	9.5%	9.1%
% of FP17s Relating to Free Repair or Replacements	0	909	0.0%	0.5%	0.6%	0.8%
% of FP17s Relating to Continuations	1	909	0.1%	0.8%	0.8%	0.9%
% of Patients satisfied with the dentistry they have received	0	0	N/A	92.4%	92.4%	92.5%
% of Patients satisfied with the time they had to wait for an appointment	0	0	N/A	88.4%	86.3%	87.0%

* This is based on patients treated on this contract for their most recent course of treatment. Figures in italics indicate the base number of FP17s or Patient Questionnaire responses are less than 100. N/A is shown where the base number of responses is less than 10 during the period. % is calculated as Quantity/Base number*100

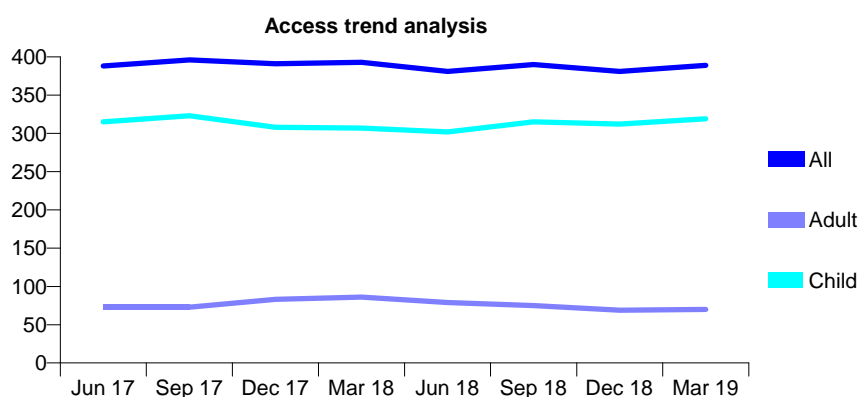
Q68 - Vital Signs At a Glance Contract Report for 253529/0002 - Year end March 2019

Name or company name	Walton Dental Surgery
Contract type name	GDS Contract
Purpose of contract	General
Contract start date	01/11/2006
Contract end date	

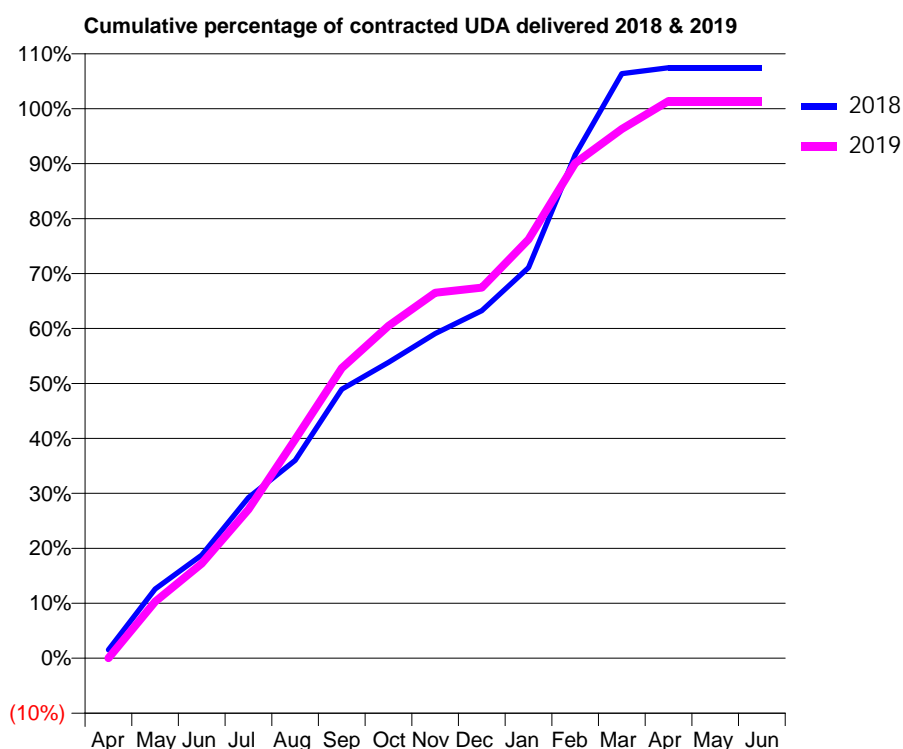
18/19 Contracted general activity (UDA)	650
Carry forward general activity (UDA)	0
18/19 Contracted orthodontic activity (UOA)	0
Carry forward orthodontic activity (UOA)	0
Baseline contract value	£14,856.86

ACCESS*

Patients seen in 24 months	Total	Change since previous quarter
Quarter ending March 2018	393	
Quarter ending June 2018	381	↓
Quarter ending September 2018	390	↑
Quarter ending December 2018	381	↓
Quarter ending March 2019	389	↑
Variance since March 2018	(1.0%)	↓



ACTIVITY



Month	Adjusted Scheduled Activity (UDA)	
	2018	2019
April	10	0
May	82	67
June	122	112
July	190	176
August	234	259
September	318	343
October	350	393
November	384	432
December	411	438
January	462	495
February	595	586
March	691	626
April	698	659
May	698	659
June	698	659

QUALITY

	Quantity	Base Number	Contract	AT	Region	England
% of FP17s for the same patient ID Re-attending within 3 months - Children	12	360	3.3%	9.6%	11.3%	11.8%
% of FP17s for the same patient ID Re-attending within 3 months - Adults	2	31	6.5%	15.2%	15.4%	15.7%
% of FP17s for the same patient ID Re-attending between 3 & 9 months - Children	172	360	47.8%	60.2%	61.3%	58.9%
% of FP17s for the same patient ID Re-attending between 3 & 9 months - Adults	11	31	35.5%	51.3%	52.1%	50.8%
% of FP17s for Band 1 Urgent Courses	5	398	1.3%	9.5%	9.5%	9.1%
% of FP17s Relating to Free Repair or Replacements	0	398	0.0%	0.5%	0.6%	0.8%
% of FP17s Relating to Continuations	2	398	0.5%	0.8%	0.8%	0.9%
% of Patients satisfied with the dentistry they have received	0	0	N/A	92.4%	92.4%	92.5%
% of Patients satisfied with the time they had to wait for an appointment	0	0	N/A	88.4%	86.3%	87.0%

* This is based on patients treated on this contract for their most recent course of treatment.

Figures in italics indicate the base number of FP17s or Patient Questionnaire responses are less than 100. N/A is shown where the base number of responses is less than 10 during the period. % is calculated as Quantity/Base number*100

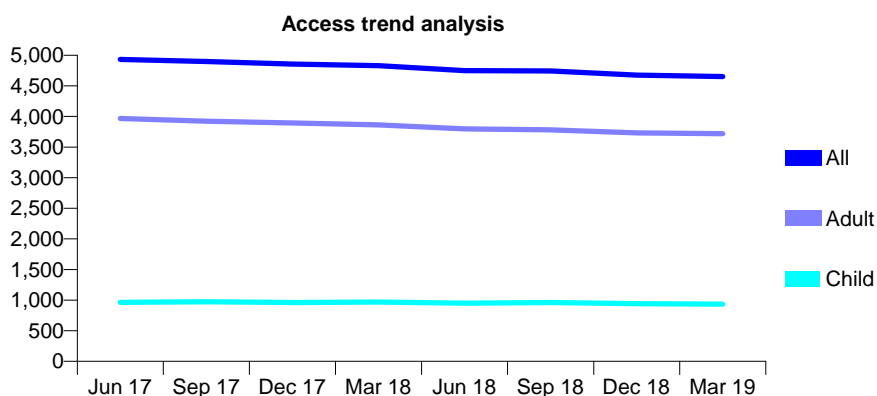
Q68 - Vital Signs At a Glance Contract Report for 253634/0002 - Year end March 2019

Name or company name	MR K CHRISTIAN
Contract type name	GDS Contract
Purpose of contract	General
Contract start date	01/04/2006
Contract end date	

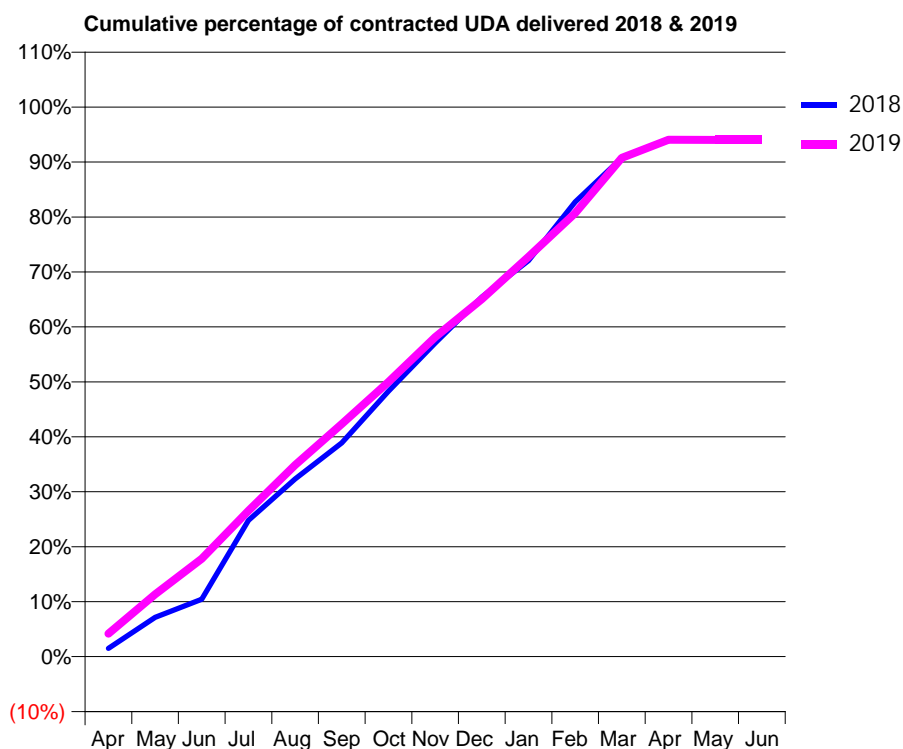
18/19 Contracted general activity (UDA)	12,660
Carry forward general activity (UDA)	0
18/19 Contracted orthodontic activity (UOA)	0
Carry forward orthodontic activity (UOA)	0
Baseline contract value	£289,365.76

ACCESS*

Patients seen in 24 months	Total	Change since previous quarter
Quarter ending March 2018	4,832	
Quarter ending June 2018	4,748	↓
Quarter ending September 2018	4,743	→
Quarter ending December 2018	4,677	↓
Quarter ending March 2019	4,653	→
Variance since March 2018	(3.7%)	↓



ACTIVITY



Month	Adjusted Scheduled Activity (UDA)	
	2018	2019
April	189	531
May	904	1,435
June	1,322	2,257
July	3,140	3,360
August	4,094	4,415
September	4,925	5,360
October	6,115	6,328
November	7,224	7,362
December	8,282	8,236
January	9,122	9,212
February	10,479	10,220
March	11,491	11,489
April	11,921	11,906
May	11,931	11,903
June	11,931	11,903

QUALITY

	Quantity	Base Number	Contract	AT	Region	England
% of FP17s for the same patient ID Re-attending within 3 months - Children	91	1,545	5.9%	9.6%	11.3%	11.8%
% of FP17s for the same patient ID Re-attending within 3 months - Adults	661	5,794	11.4%	15.2%	15.4%	15.7%
% of FP17s for the same patient ID Re-attending between 3 & 9 months - Children	1,080	1,545	69.9%	60.2%	61.3%	58.9%
% of FP17s for the same patient ID Re-attending between 3 & 9 months - Adults	3,985	5,794	68.8%	51.3%	52.1%	50.8%
% of FP17s for Band 1 Urgent Courses	470	7,281	6.5%	9.5%	9.5%	9.1%
% of FP17s Relating to Free Repair or Replacements	24	7,281	0.3%	0.5%	0.6%	0.8%
% of FP17s Relating to Continuations	22	7,281	0.3%	0.8%	0.8%	0.9%
% of Patients satisfied with the dentistry they have received	4	5	N/A	92.4%	92.4%	92.5%
% of Patients satisfied with the time they had to wait for an appointment	4	5	N/A	88.4%	86.3%	87.0%

* This is based on patients treated on this contract for their most recent course of treatment. Figures in italics indicate the base number of FP17s or Patient Questionnaire responses are less than 100. N/A is shown where the base number of responses is less than 10 during the period. % is calculated as Quantity/Base number*100

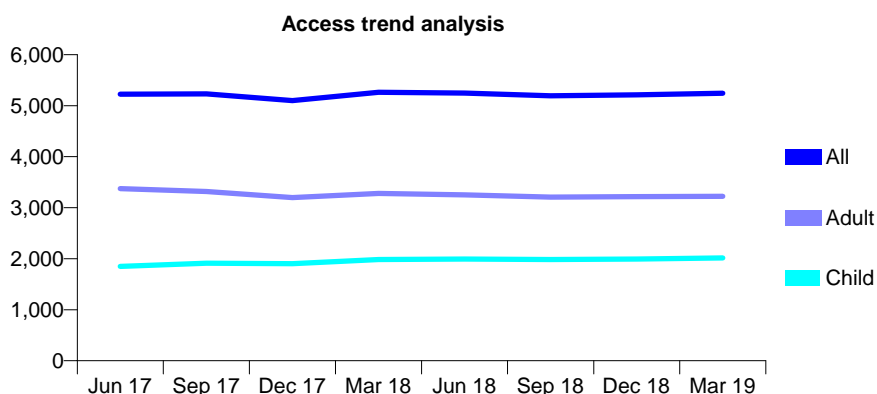
Q68 - Vital Signs At a Glance Contract Report for 262803/0004 - Year end March 2019

Name or company name	MR SA BUTT
Contract type name	GDS Contract
Purpose of contract	General
Contract start date	01/04/2006
Contract end date	

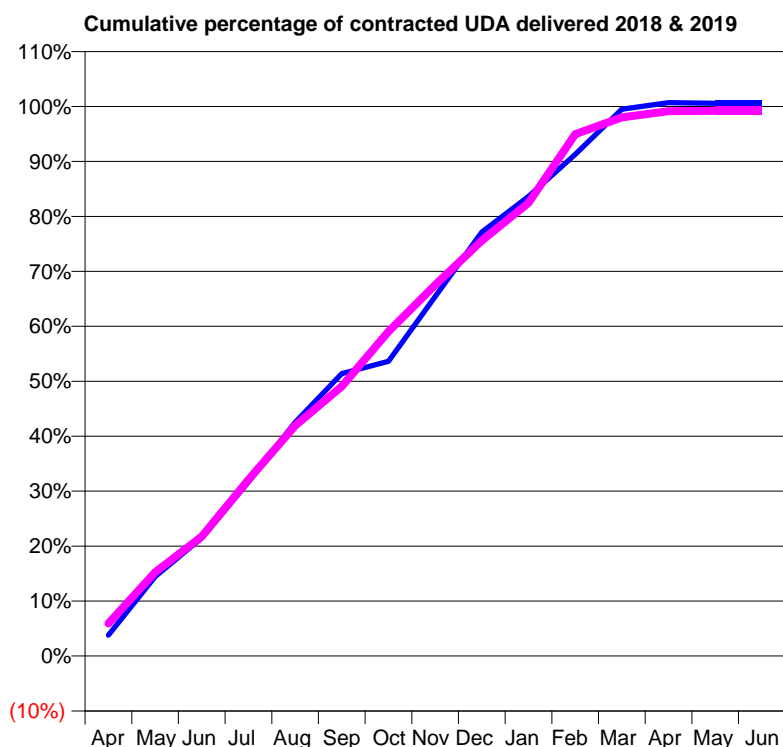
18/19 Contracted general activity (UDA)	8,741
Carry forward general activity (UDA)	0
18/19 Contracted orthodontic activity (UOA)	0
Carry forward orthodontic activity (UOA)	0
Baseline contract value	£205,572.79

ACCESS*

Patients seen in 24 months	Total	Change since previous quarter
Quarter ending March 2018	5,262	
Quarter ending June 2018	5,245	→
Quarter ending September 2018	5,193	→
Quarter ending December 2018	5,211	→
Quarter ending March 2019	5,242	→
Variance since March 2018	(0.4%)	→



ACTIVITY



Month	Adjusted Scheduled Activity (UDA)	
	2018	2019
April	332	518
May	1,263	1,333
June	1,878	1,902
July	2,768	2,802
August	3,718	3,665
September	4,492	4,289
October	4,686	5,162
November	5,721	5,902
December	6,742	6,606
January	7,308	7,209
February	7,978	8,299
March	8,696	8,566
April	8,802	8,667
May	8,791	8,672
June	8,791	8,673

QUALITY

	Quantity	Base Number	Contract	AT	Region	England
% of FP17s for the same patient ID Re-attending within 3 months - Children	209	2,809	7.4%	9.6%	11.3%	11.8%
% of FP17s for the same patient ID Re-attending within 3 months - Adults	513	3,512	14.6%	15.2%	15.4%	15.7%
% of FP17s for the same patient ID Re-attending between 3 & 9 months - Children	1,424	2,809	50.7%	60.2%	61.3%	58.9%
% of FP17s for the same patient ID Re-attending between 3 & 9 months - Adults	1,380	3,512	39.3%	51.3%	52.1%	50.8%
% of FP17s for Band 1 Urgent Courses	636	4,486	14.2%	9.5%	9.5%	9.1%
% of FP17s Relating to Free Repair or Replacements	36	4,486	0.8%	0.5%	0.6%	0.8%
% of FP17s Relating to Continuations	3	4,486	0.1%	0.8%	0.8%	0.9%
% of Patients satisfied with the dentistry they have received	0	0	N/A	92.4%	92.4%	92.5%
% of Patients satisfied with the time they had to wait for an appointment	0	0	N/A	88.4%	86.3%	87.0%

* This is based on patients treated on this contract for their most recent course of treatment. Figures in italics indicate the base number of FP17s or Patient Questionnaire responses are less than 100. N/A is shown where the base number of responses is less than 10 during the period. % is calculated as Quantity/Base number*100

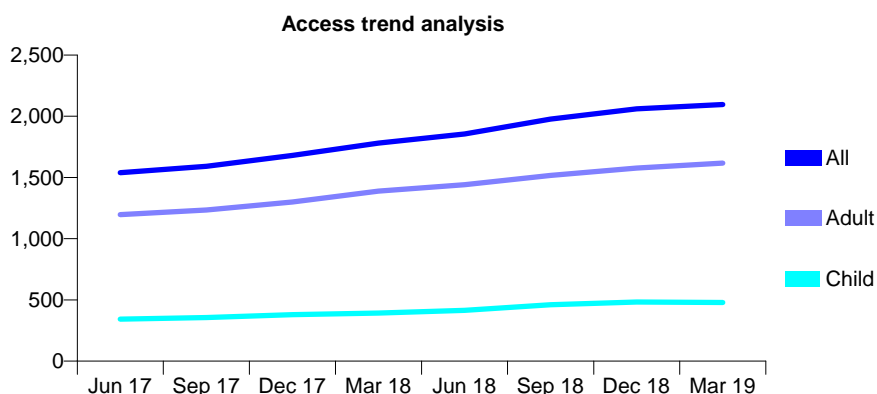
Q68 - Vital Signs At a Glance Contract Report for 263656/0004 - Year end March 2019

Name or company name	Sarah Almashat
Contract type name	GDS Contract
Purpose of contract	General
Contract start date	01/09/2011
Contract end date	

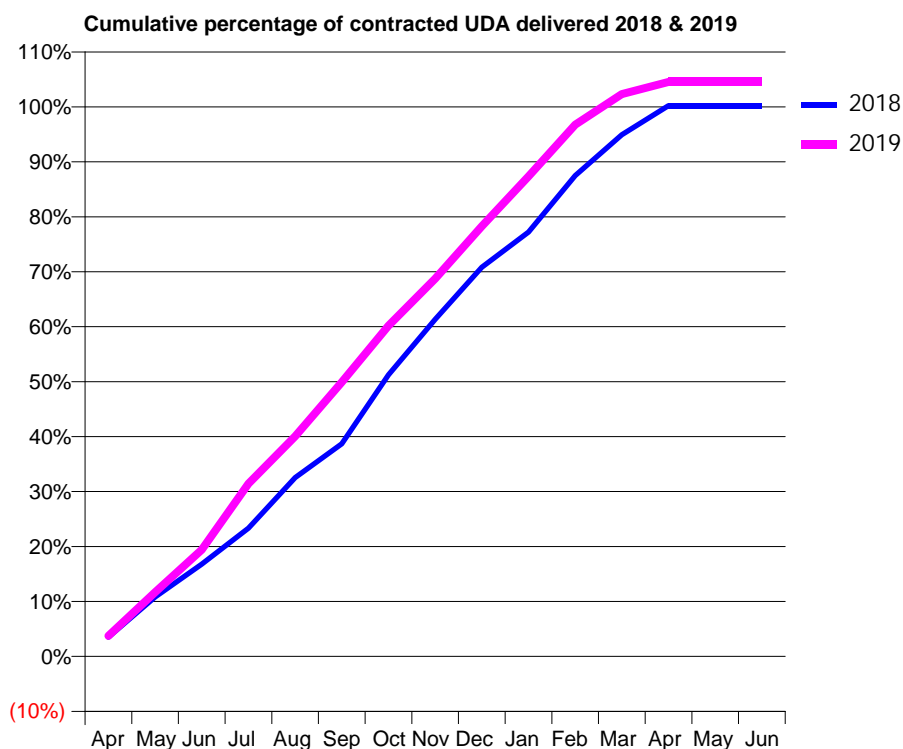
18/19 Contracted general activity (UDA)	5,000
Carry forward general activity (UDA)	0
18/19 Contracted orthodontic activity (UOA)	0
Carry forward orthodontic activity (UOA)	0
Baseline contract value	£131,411.05

ACCESS*

Patients seen in 24 months	Total	Change since previous quarter
Quarter ending March 2018	1,782	
Quarter ending June 2018	1,856	↑
Quarter ending September 2018	1,978	↑
Quarter ending December 2018	2,060	↑
Quarter ending March 2019	2,096	→
Variance since March 2018	17.6%	↑



ACTIVITY



Month	Adjusted Scheduled Activity (UDA)	
	2018	2019
April	175	188
May	541	586
June	841	971
July	1,166	1,572
August	1,628	2,003
September	1,935	2,496
October	2,562	3,009
November	3,068	3,437
December	3,541	3,914
January	3,860	4,367
February	4,375	4,839
March	4,746	5,116
April	5,012	5,226
May	5,012	5,226
June	5,012	5,226

QUALITY

	Quantity	Base Number	Contract	AT	Region	England
% of FP17s for the same patient ID Re-attending within 3 months - Children	50	694	7.2%	9.6%	11.3%	11.8%
% of FP17s for the same patient ID Re-attending within 3 months - Adults	305	2,169	14.1%	15.2%	15.4%	15.7%
% of FP17s for the same patient ID Re-attending between 3 & 9 months - Children	367	694	52.9%	60.2%	61.3%	58.9%
% of FP17s for the same patient ID Re-attending between 3 & 9 months - Adults	1,102	2,169	50.8%	51.3%	52.1%	50.8%
% of FP17s for Band 1 Urgent Courses	212	2,820	7.5%	9.5%	9.5%	9.1%
% of FP17s Relating to Free Repair or Replacements	2	2,820	0.1%	0.5%	0.6%	0.8%
% of FP17s Relating to Continuations	38	2,820	1.3%	0.8%	0.8%	0.9%
% of Patients satisfied with the dentistry they have received	1	2	N/A	92.4%	92.4%	92.5%
% of Patients satisfied with the time they had to wait for an appointment	1	2	N/A	88.4%	86.3%	87.0%

* This is based on patients treated on this contract for their most recent course of treatment. Figures in italics indicate the base number of FP17s or Patient Questionnaire responses are less than 100. N/A is shown where the base number of responses is less than 10 during the period. % is calculated as Quantity/Base number*100

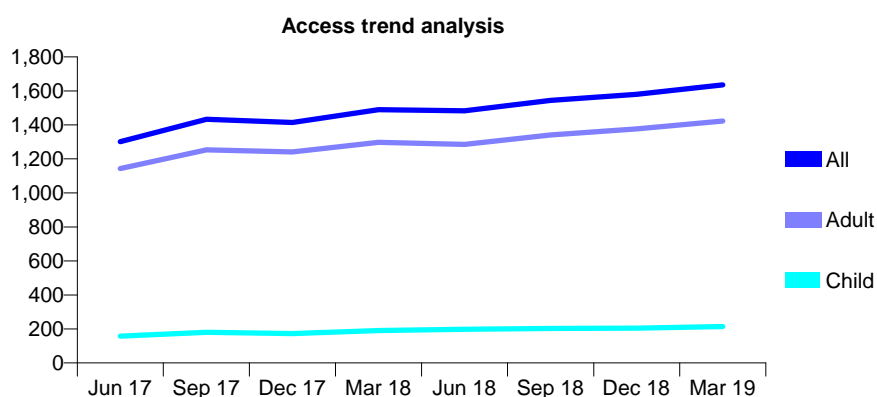
Q68 - Vital Signs At a Glance Contract Report for 268763/0002 - Year end March 2019

Name or company name	MR KR MAYALL
Contract type name	GDS Contract
Purpose of contract	General
Contract start date	01/10/2012
Contract end date	

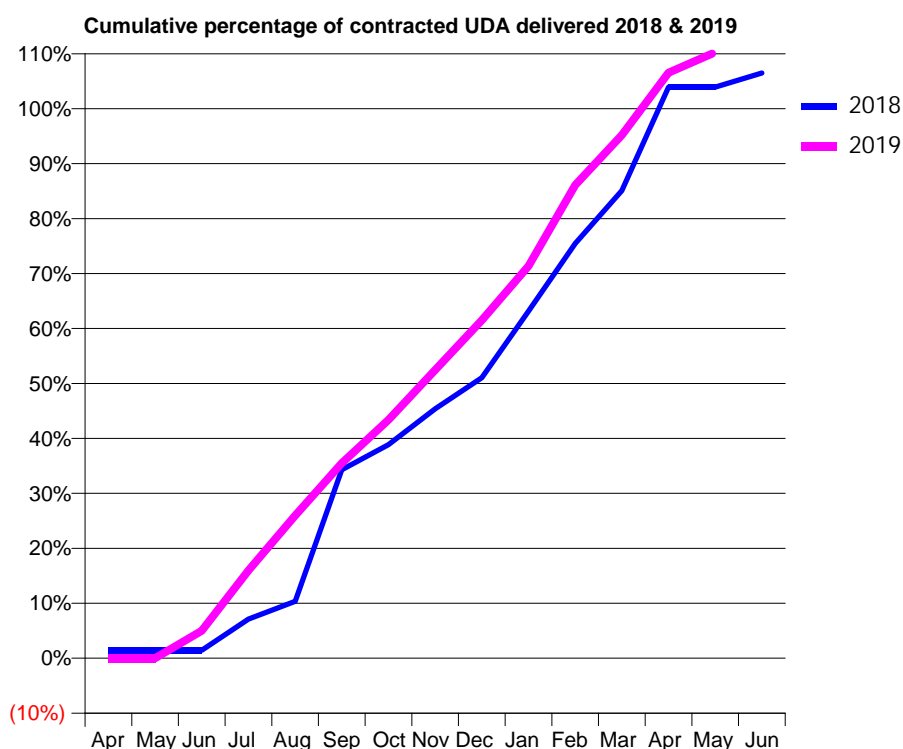
18/19 Contracted general activity (UDA)	4,778
Carry forward general activity (UDA)	0
18/19 Contracted orthodontic activity (UOA)	0
Carry forward orthodontic activity (UOA)	0
Baseline contract value	£138,652.22

ACCESS*

Patients seen in 24 months	Total	Change since previous quarter
Quarter ending March 2018	1,489	
Quarter ending June 2018	1,483	→
Quarter ending September 2018	1,544	↑
Quarter ending December 2018	1,580	↑
Quarter ending March 2019	1,636	↑
Variance since March 2018	9.9%	↑



ACTIVITY



Month	2018	2019
April	69	0
May	69	0
June	69	238
July	341	764
August	494	1,240
September	1,639	1,695
October	1,857	2,072
November	2,169	2,507
December	2,439	2,939
January	3,018	3,409
February	3,606	4,114
March	4,064	4,549
April	4,966	5,091
May	4,966	5,268
June	5,088	5,387

QUALITY

	Quantity	Base Number	Contract	AT	Region	England
% of FP17s for the same patient ID Re-attending within 3 months - Children	11	224	4.9%	9.6%	11.3%	11.8%
% of FP17s for the same patient ID Re-attending within 3 months - Adults	193	1,479	13.0%	15.2%	15.4%	15.7%
% of FP17s for the same patient ID Re-attending between 3 & 9 months - Children	73	224	32.6%	60.2%	61.3%	58.9%
% of FP17s for the same patient ID Re-attending between 3 & 9 months - Adults	431	1,479	29.1%	51.3%	52.1%	50.8%
% of FP17s for Band 1 Urgent Courses	255	1,706	14.9%	9.5%	9.5%	9.1%
% of FP17s Relating to Free Repair or Replacements	2	1,706	0.1%	0.5%	0.6%	0.8%
% of FP17s Relating to Continuations	1	1,706	0.1%	0.8%	0.8%	0.9%
% of Patients satisfied with the dentistry they have received	0	0	N/A	92.4%	92.4%	92.5%
% of Patients satisfied with the time they had to wait for an appointment	0	0	N/A	88.4%	86.3%	87.0%

* This is based on patients treated on this contract for their most recent course of treatment.

Figures in italics indicate the base number of FP17s or Patient Questionnaire responses are less than 100. N/A is shown where the base number of responses is less than 10 during the period. % is calculated as Quantity/Base number*100

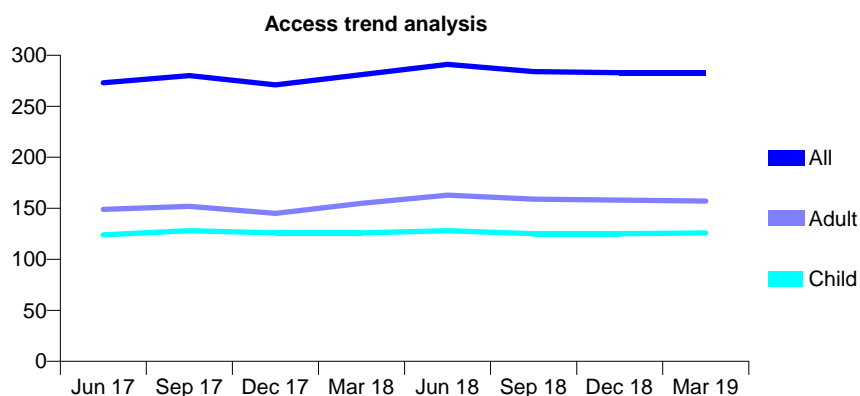
Q68 - Vital Signs At a Glance Contract Report for 272388/0001 - Year end March 2019

Name or company name	MISS B LOGAN
Contract type name	GDS Contract
Purpose of contract	General
Contract start date	17/06/2011
Contract end date	

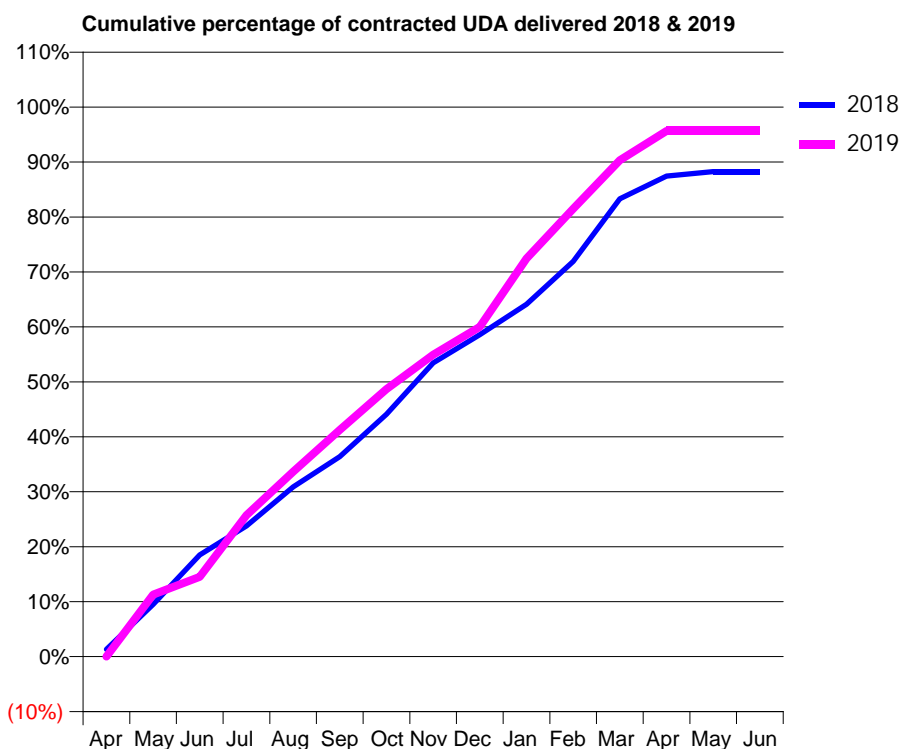
18/19 Contracted general activity (UDA)	662
Carry forward general activity (UDA)	0
18/19 Contracted orthodontic activity (UOA)	0
Carry forward orthodontic activity (UOA)	0
Baseline contract value	£15,931.79

ACCESS*

Patients seen in 24 months	Total	Change since previous quarter
Quarter ending March 2018	281	
Quarter ending June 2018	291	↑
Quarter ending September 2018	284	↓
Quarter ending December 2018	283	→
Quarter ending March 2019	283	→
Variance since March 2018	0.7%	→



ACTIVITY



Month	Adjusted Scheduled Activity (UDA)	
	2018	2019
April	10	0
May	71	75
June	139	96
July	178	170
August	232	223
September	273	273
October	331	322
November	401	364
December	439	397
January	481	480
February	539	540
March	625	598
April	656	633
May	662	633
June	662	633

QUALITY

	Quantity	Base Number	Contract	AT	Region	England
% of FP17s for the same patient ID Re-attending within 3 months - Children	13	210	6.2%	9.6%	11.3%	11.8%
% of FP17s for the same patient ID Re-attending within 3 months - Adults	35	230	15.2%	15.2%	15.4%	15.7%
% of FP17s for the same patient ID Re-attending between 3 & 9 months - Children	145	210	69.0%	60.2%	61.3%	58.9%
% of FP17s for the same patient ID Re-attending between 3 & 9 months - Adults	125	230	54.3%	51.3%	52.1%	50.8%
% of FP17s for Band 1 Urgent Courses	37	433	8.5%	9.5%	9.5%	9.1%
% of FP17s Relating to Free Repair or Replacements	1	433	0.2%	0.5%	0.6%	0.8%
% of FP17s Relating to Continuations	1	433	0.2%	0.8%	0.8%	0.9%
% of Patients satisfied with the dentistry they have received	1	1	N/A	92.4%	92.4%	92.5%
% of Patients satisfied with the time they had to wait for an appointment	1	1	N/A	88.4%	86.3%	87.0%

* This is based on patients treated on this contract for their most recent course of treatment. Figures in italics indicate the base number of FP17s or Patient Questionnaire responses are less than 100. N/A is shown where the base number of responses is less than 10 during the period. % is calculated as Quantity/Base number*100

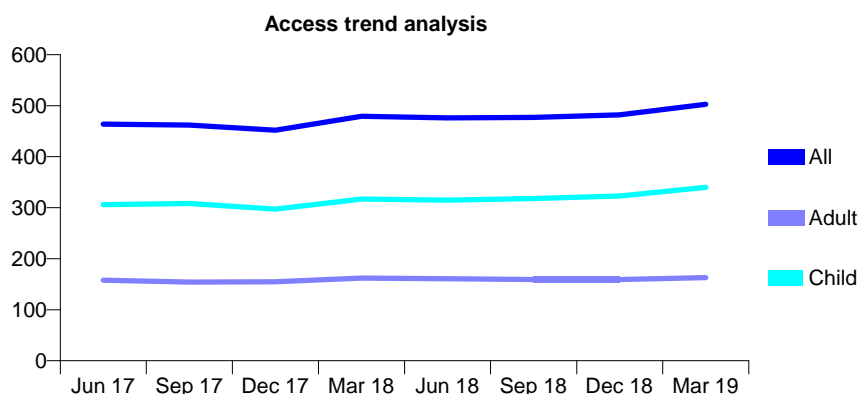
Q68 - Vital Signs At a Glance Contract Report for 274089/0001 - Year end March 2019

Name or company name	MR CJ METZNER
Contract type name	GDS Contract
Purpose of contract	General
Contract start date	19/12/2014
Contract end date	

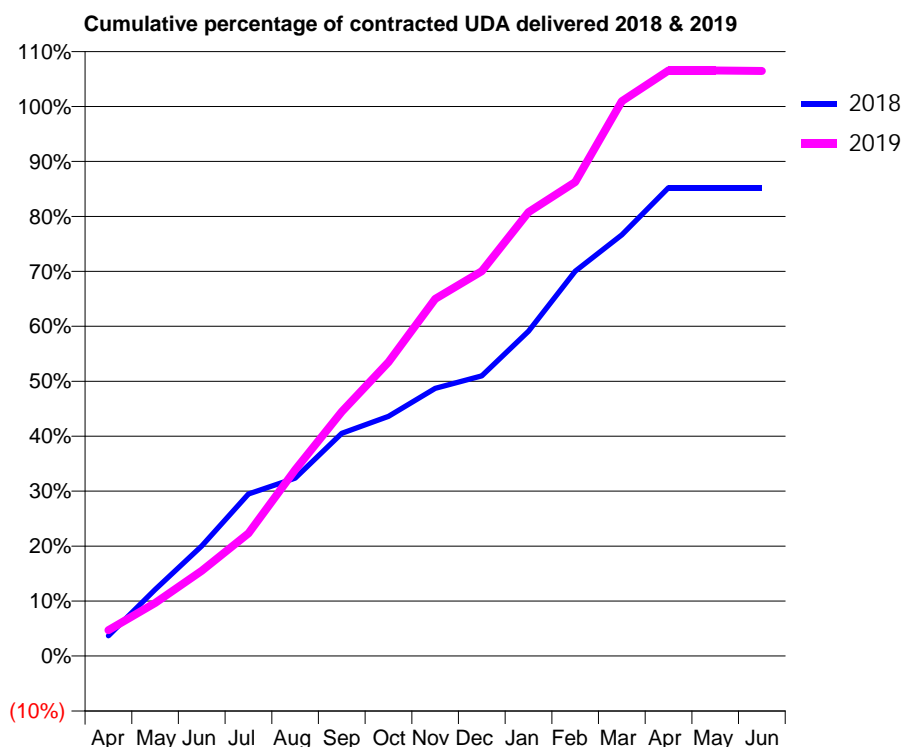
18/19 Contracted general activity (UDA)	1,023
Carry forward general activity (UDA)	0
18/19 Contracted orthodontic activity (UOA)	0
Carry forward orthodontic activity (UOA)	0
Baseline contract value	£24,774.21

ACCESS*

Patients seen in 24 months	Total	Change since previous quarter
Quarter ending March 2018	479	
Quarter ending June 2018	476	→
Quarter ending September 2018	477	→
Quarter ending December 2018	482	→
Quarter ending March 2019	503	↑
Variance since March 2018	5.0%	↑



ACTIVITY



Month	Adjusted Scheduled Activity (UDA)	
	2018	2019
April	44	48
May	145	99
June	240	159
July	354	229
August	388	347
September	486	455
October	523	547
November	585	665
December	612	716
January	709	826
February	840	882
March	920	1,033
April	1,023	1,090
May	1,023	1,090
June	1,023	1,089

QUALITY

	Quantity	Base Number	Contract	AT	Region	England
% of FP17s for the same patient ID Re-attending within 3 months - Children	35	518	6.8%	9.6%	11.3%	11.8%
% of FP17s for the same patient ID Re-attending within 3 months - Adults	9	164	5.5%	15.2%	15.4%	15.7%
% of FP17s for the same patient ID Re-attending between 3 & 9 months - Children	293	518	56.6%	60.2%	61.3%	58.9%
% of FP17s for the same patient ID Re-attending between 3 & 9 months - Adults	100	164	61.0%	51.3%	52.1%	50.8%
% of FP17s for Band 1 Urgent Courses	20	682	2.9%	9.5%	9.5%	9.1%
% of FP17s Relating to Free Repair or Replacements	0	682	0.0%	0.5%	0.6%	0.8%
% of FP17s Relating to Continuations	0	682	0.0%	0.8%	0.8%	0.9%
% of Patients satisfied with the dentistry they have received	0	0	N/A	92.4%	92.4%	92.5%
% of Patients satisfied with the time they had to wait for an appointment	0	0	N/A	88.4%	86.3%	87.0%

* This is based on patients treated on this contract for their most recent course of treatment. Figures in italics indicate the base number of FP17s or Patient Questionnaire responses are less than 100. N/A is shown where the base number of responses is less than 10 during the period. % is calculated as Quantity/Base number*100

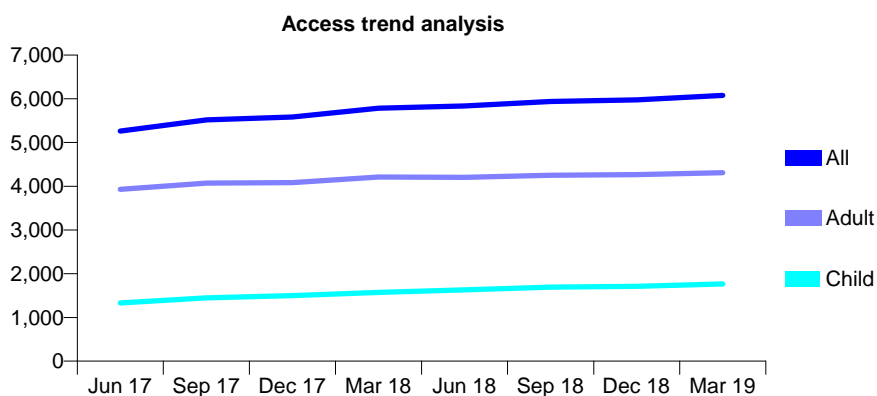
Q68 - Vital Signs At a Glance Contract Report for 274194/0001 - Year end March 2019

Name or company name	MR S PATEL
Contract type name	GDS Contract
Purpose of contract	General
Contract start date	01/10/2008
Contract end date	

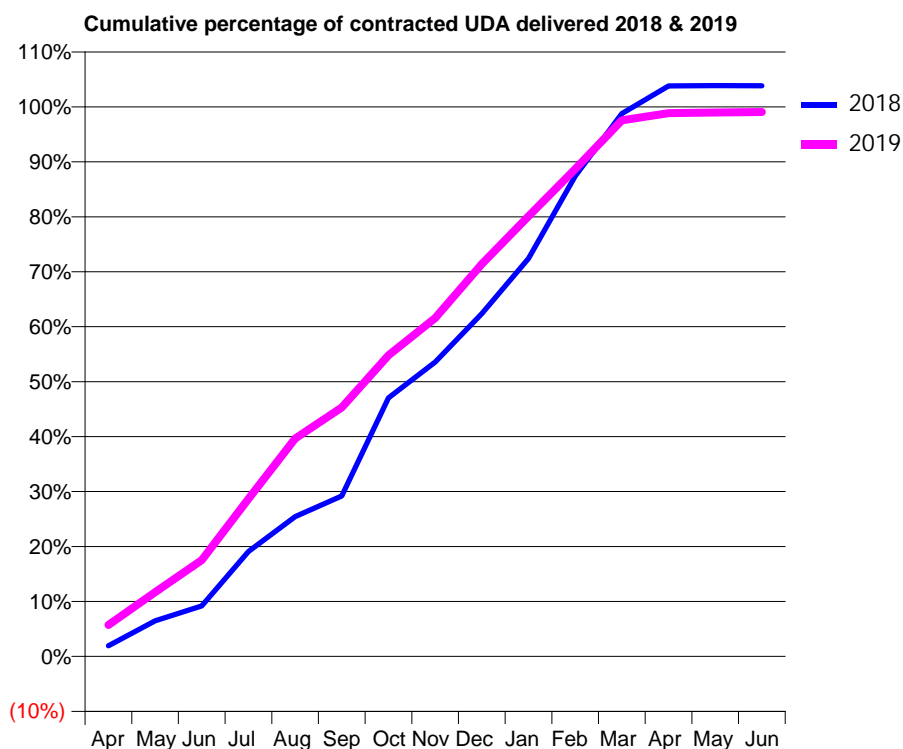
18/19 Contracted general activity (UDA)	11,881
Carry forward general activity (UDA)	0
18/19 Contracted orthodontic activity (UOA)	0
Carry forward orthodontic activity (UOA)	0
Baseline contract value	£271,515.50

ACCESS*

Patients seen in 24 months	Total	Change since previous quarter
Quarter ending March 2018	5,784	
Quarter ending June 2018	5,837	→
Quarter ending September 2018	5,940	→
Quarter ending December 2018	5,978	→
Quarter ending March 2019	6,078	→
Variance since March 2018	5.1%	↑



ACTIVITY



Month	Adjusted Scheduled Activity (UDA)	
	2018	2019
April	233	683
May	772	1,390
June	1,091	2,083
July	2,269	3,406
August	3,024	4,709
September	3,469	5,380
October	5,589	6,510
November	6,365	7,315
December	7,408	8,481
January	8,601	9,517
February	10,386	10,537
March	11,733	11,589
April	12,331	11,743
May	12,339	11,758
June	12,336	11,771

QUALITY

	Quantity	Base Number	Contract	AT	Region	England
% of FP17s for the same patient ID Re-attending within 3 months - Children	214	2,596	8.2%	9.6%	11.3%	11.8%
% of FP17s for the same patient ID Re-attending within 3 months - Adults	724	5,421	13.4%	15.2%	15.4%	15.7%
% of FP17s for the same patient ID Re-attending between 3 & 9 months - Children	1,504	2,596	57.9%	60.2%	61.3%	58.9%
% of FP17s for the same patient ID Re-attending between 3 & 9 months - Adults	2,744	5,421	50.6%	51.3%	52.1%	50.8%
% of FP17s for Band 1 Urgent Courses	683	6,554	10.4%	9.5%	9.5%	9.1%
% of FP17s Relating to Free Repair or Replacements	48	6,554	0.7%	0.5%	0.6%	0.8%
% of FP17s Relating to Continuations	28	6,554	0.4%	0.8%	0.8%	0.9%
% of Patients satisfied with the dentistry they have received	0	0	N/A	92.4%	92.4%	92.5%
% of Patients satisfied with the time they had to wait for an appointment	0	0	N/A	88.4%	86.3%	87.0%

* This is based on patients treated on this contract for their most recent course of treatment. Figures in italics indicate the base number of FP17s or Patient Questionnaire responses are less than 100. N/A is shown where the base number of responses is less than 10 during the period. % is calculated as Quantity/Base number*100

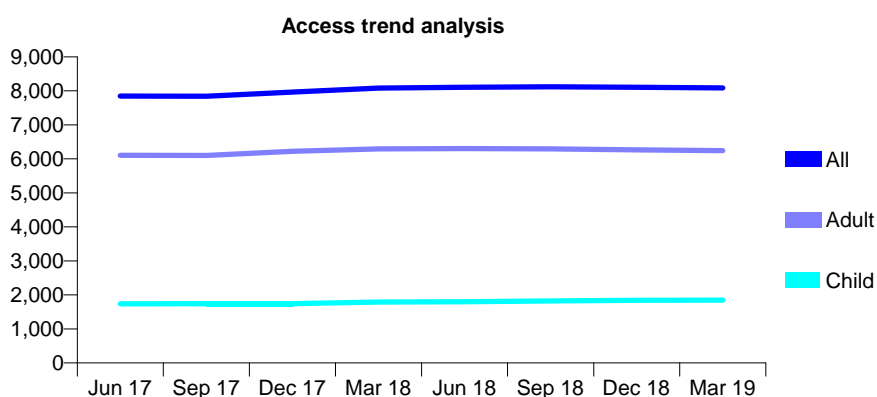
Q68 - Vital Signs At a Glance Contract Report for 274410/0001 - Year end March 2019

Name or company name	MR HM PATEL
Contract type name	GDS Contract
Purpose of contract	General
Contract start date	01/04/2008
Contract end date	

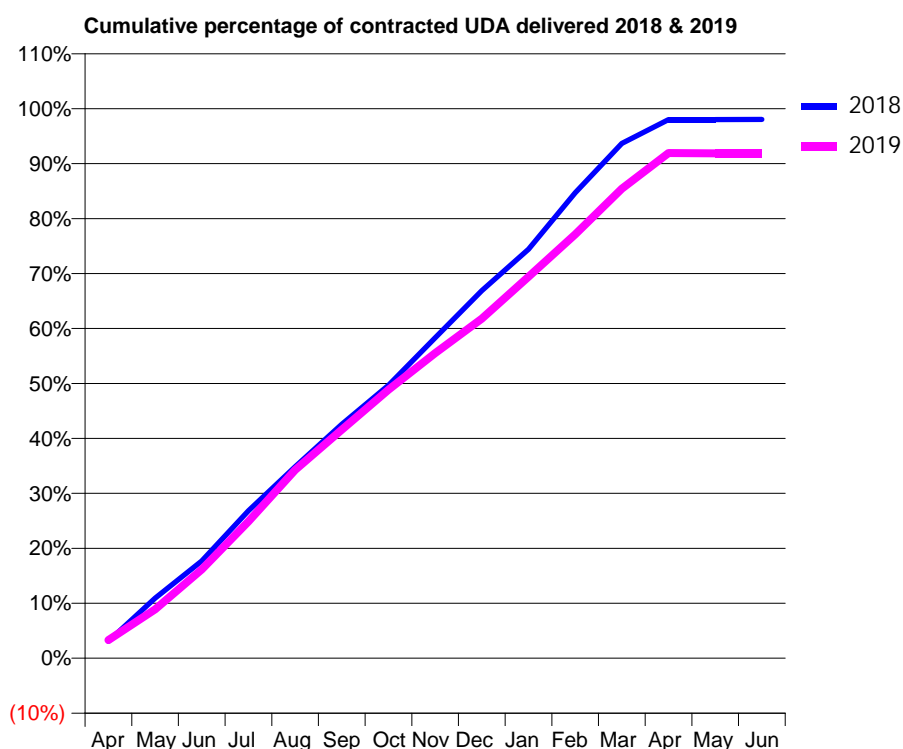
18/19 Contracted general activity (UDA)	18,808
Carry forward general activity (UDA)	369
18/19 Contracted orthodontic activity (UOA)	0
Carry forward orthodontic activity (UOA)	0
Baseline contract value	£503,870.74

ACCESS*

Patients seen in 24 months	Total	Change since previous quarter
Quarter ending March 2018	8,083	
Quarter ending June 2018	8,102	→
Quarter ending September 2018	8,121	→
Quarter ending December 2018	8,106	→
Quarter ending March 2019	8,088	→
Variance since March 2018	0.1%	→



ACTIVITY



Adjusted Scheduled Activity (UDA)		
Month	2018	2019
April	582	621
May	2,056	1,673
June	3,331	3,038
July	5,046	4,683
August	6,557	6,442
September	8,003	7,821
October	9,341	9,192
November	10,972	10,446
December	12,578	11,624
January	13,994	13,055
February	15,930	14,509
March	17,617	16,068
April	18,431	17,290
May	18,432	17,277
June	18,439	17,275

QUALITY

	Quantity	Base Number	Contract	AT	Region	England
% of FP17s for the same patient ID Re-attending within 3 months - Children	188	2,734	6.9%	9.6%	11.3%	11.8%
% of FP17s for the same patient ID Re-attending within 3 months - Adults	872	8,058	10.8%	15.2%	15.4%	15.7%
% of FP17s for the same patient ID Re-attending between 3 & 9 months - Children	1,810	2,734	66.2%	60.2%	61.3%	58.9%
% of FP17s for the same patient ID Re-attending between 3 & 9 months - Adults	4,620	8,058	57.3%	51.3%	52.1%	50.8%
% of FP17s for Band 1 Urgent Courses	1,018	10,862	9.4%	9.5%	9.5%	9.1%
% of FP17s Relating to Free Repair or Replacements	48	10,862	0.4%	0.5%	0.6%	0.8%
% of FP17s Relating to Continuations	25	10,862	0.2%	0.8%	0.8%	0.9%
% of Patients satisfied with the dentistry they have received	0	0	N/A	92.4%	92.4%	92.5%
% of Patients satisfied with the time they had to wait for an appointment	0	0	N/A	88.4%	86.3%	87.0%

* This is based on patients treated on this contract for their most recent course of treatment.

Figures in italics indicate the base number of FP17s or Patient Questionnaire responses are less than 100. N/A is shown where the base number of responses is less than 10 during the period. % is calculated as Quantity/Base number*100

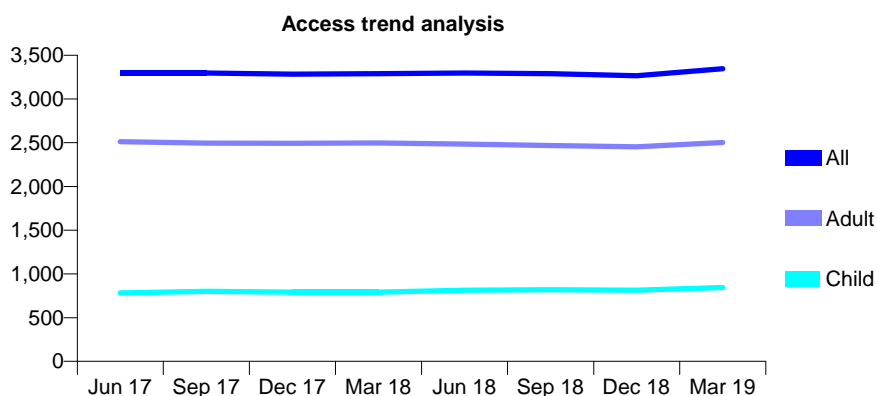
Q68 - Vital Signs At a Glance Contract Report for 275042/0001 - Year end March 2019

Name or company name	MR MR TAKHAYORI
Contract type name	GDS Contract
Purpose of contract	General
Contract start date	01/04/2006
Contract end date	

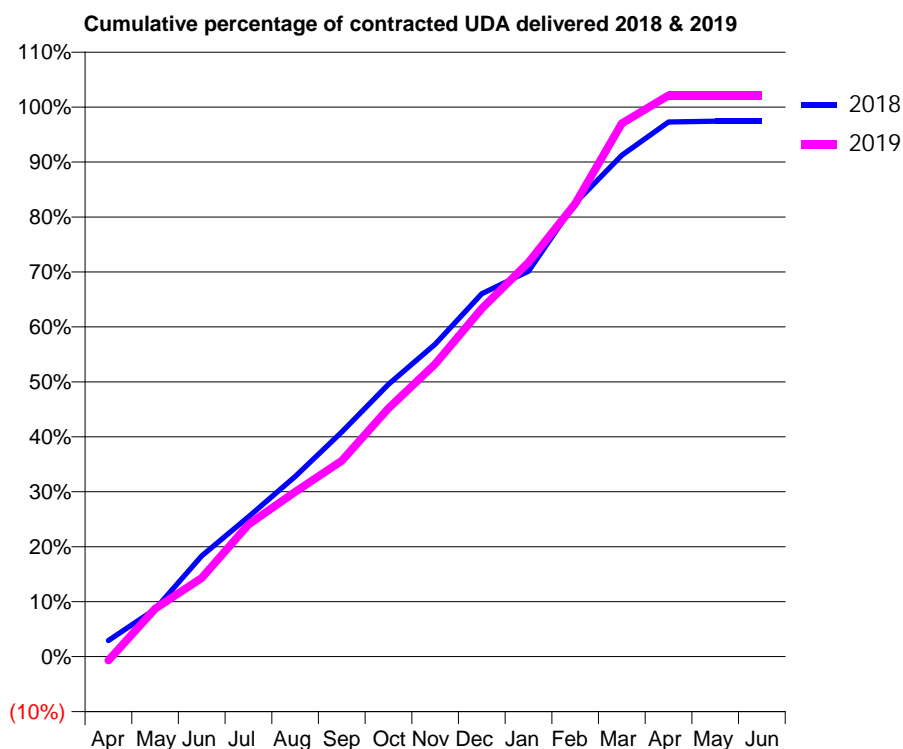
18/19 Contracted general activity (UDA)	10,916
Carry forward general activity (UDA)	282
18/19 Contracted orthodontic activity (UOA)	0
Carry forward orthodontic activity (UOA)	0
Baseline contract value	£329,928.17

ACCESS*

Patients seen in 24 months	Total	Change since previous quarter
Quarter ending March 2018	3,289	
Quarter ending June 2018	3,296	→
Quarter ending September 2018	3,289	→
Quarter ending December 2018	3,266	→
Quarter ending March 2019	3,346	↑
Variance since March 2018	1.7%	→



ACTIVITY



Month	Adjusted Scheduled Activity (UDA)	
	2018	2019
April	318	-75
May	945	953
June	2,002	1,562
July	2,776	2,623
August	3,577	3,274
September	4,463	3,890
October	5,409	4,930
November	6,208	5,813
December	7,209	6,912
January	7,656	7,831
February	9,010	8,997
March	9,958	10,592
April	10,619	11,149
May	10,634	11,149
June	10,634	11,149

QUALITY

	Quantity	Base Number	Contract	AT	Region	England
% of FP17s for the same patient ID Re-attending within 3 months - Children	83	1,082	7.7%	9.6%	11.3%	11.8%
% of FP17s for the same patient ID Re-attending within 3 months - Adults	660	3,428	19.3%	15.2%	15.4%	15.7%
% of FP17s for the same patient ID Re-attending between 3 & 9 months - Children	518	1,082	47.9%	60.2%	61.3%	58.9%
% of FP17s for the same patient ID Re-attending between 3 & 9 months - Adults	1,497	3,428	43.7%	51.3%	52.1%	50.8%
% of FP17s for Band 1 Urgent Courses	716	4,477	16.0%	9.5%	9.5%	9.1%
% of FP17s Relating to Free Repair or Replacements	16	4,477	0.4%	0.5%	0.6%	0.8%
% of FP17s Relating to Continuations	11	4,477	0.2%	0.8%	0.8%	0.9%
% of Patients satisfied with the dentistry they have received	0	0	N/A	92.4%	92.4%	92.5%
% of Patients satisfied with the time they had to wait for an appointment	0	0	N/A	88.4%	86.3%	87.0%

* This is based on patients treated on this contract for their most recent course of treatment. Figures in italics indicate the base number of FP17s or Patient Questionnaire responses are less than 100. N/A is shown where the base number of responses is less than 10 during the period. % is calculated as Quantity/Base number*100

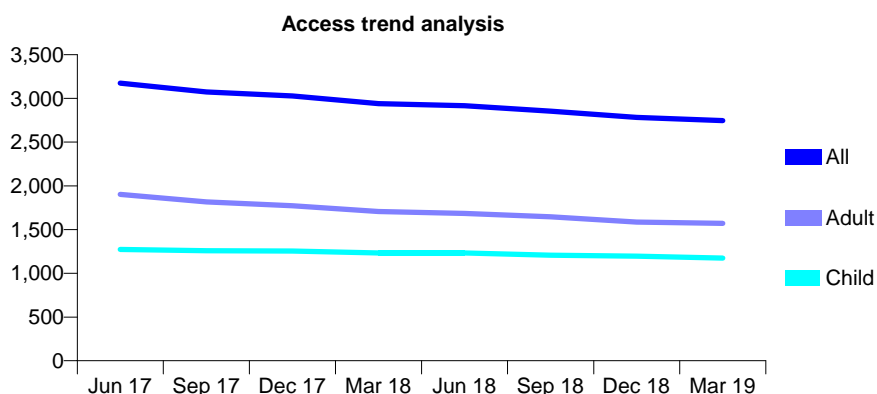
Q68 - Vital Signs At a Glance Contract Report for 287741/0001 - Year end March 2019

Name or company name	MISS T MOTALLEB ZADEH
Contract type name	GDS Contract
Purpose of contract	General
Contract start date	01/11/2010
Contract end date	

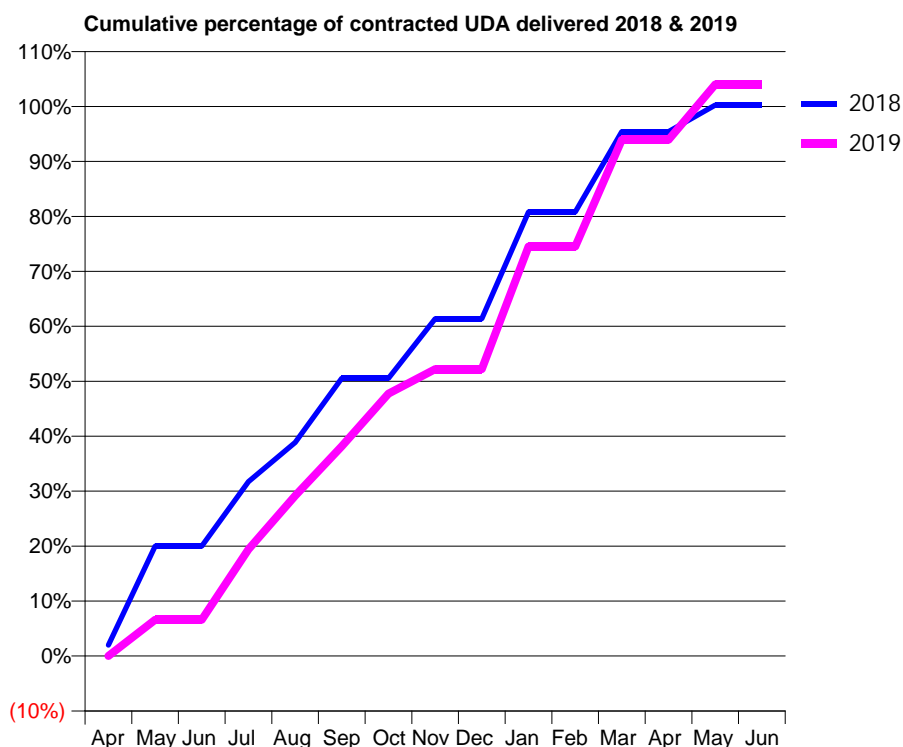
18/19 Contracted general activity (UDA)	6,974
Carry forward general activity (UDA)	0
18/19 Contracted orthodontic activity (UOA)	0
Carry forward orthodontic activity (UOA)	0
Baseline contract value	£181,132.55

ACCESS*

Patients seen in 24 months	Total	Change since previous quarter
Quarter ending March 2018	2,939	
Quarter ending June 2018	2,917	→
Quarter ending September 2018	2,854	↓
Quarter ending December 2018	2,782	↓
Quarter ending March 2019	2,746	↓
Variance since March 2018	(6.6%)	↓



ACTIVITY



Month	Adjusted Scheduled Activity (UDA)	
	2018	2019
April	139	0
May	1,393	462
June	1,393	462
July	2,214	1,353
August	2,710	2,033
September	3,524	2,662
October	3,524	3,330
November	4,280	3,642
December	4,280	3,642
January	5,635	5,196
February	5,635	5,196
March	6,656	6,551
April	6,656	6,551
May	6,992	7,253
June	6,992	7,253

QUALITY

	Quantity	Base Number	Contract	AT	Region	England
% of FP17s for the same patient ID Re-attending within 3 months - Children	107	1,792	6.0%	9.6%	11.3%	11.8%
% of FP17s for the same patient ID Re-attending within 3 months - Adults	328	2,279	14.4%	15.2%	15.4%	15.7%
% of FP17s for the same patient ID Re-attending between 3 & 9 months - Children	1,124	1,792	62.7%	60.2%	61.3%	58.9%
% of FP17s for the same patient ID Re-attending between 3 & 9 months - Adults	1,303	2,279	57.2%	51.3%	52.1%	50.8%
% of FP17s for Band 1 Urgent Courses	276	3,682	7.5%	9.5%	9.5%	9.1%
% of FP17s Relating to Free Repair or Replacements	14	3,682	0.4%	0.5%	0.6%	0.8%
% of FP17s Relating to Continuations	14	3,682	0.4%	0.8%	0.8%	0.9%
% of Patients satisfied with the dentistry they have received	0	0	N/A	92.4%	92.4%	92.5%
% of Patients satisfied with the time they had to wait for an appointment	0	0	N/A	88.4%	86.3%	87.0%

* This is based on patients treated on this contract for their most recent course of treatment. Figures in italics indicate the base number of FP17s or Patient Questionnaire responses are less than 100. N/A is shown where the base number of responses is less than 10 during the period. % is calculated as Quantity/Base number*100

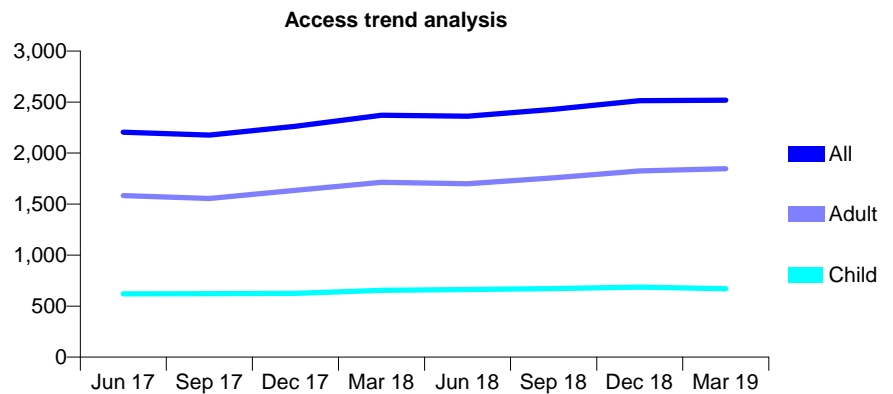
Q68 - Vital Signs At a Glance Contract Report for 296341/0001 - Year end March 2019

Name or company name	MR AP FENECH
Contract type name	GDS Contract
Purpose of contract	General
Contract start date	01/04/2013
Contract end date	

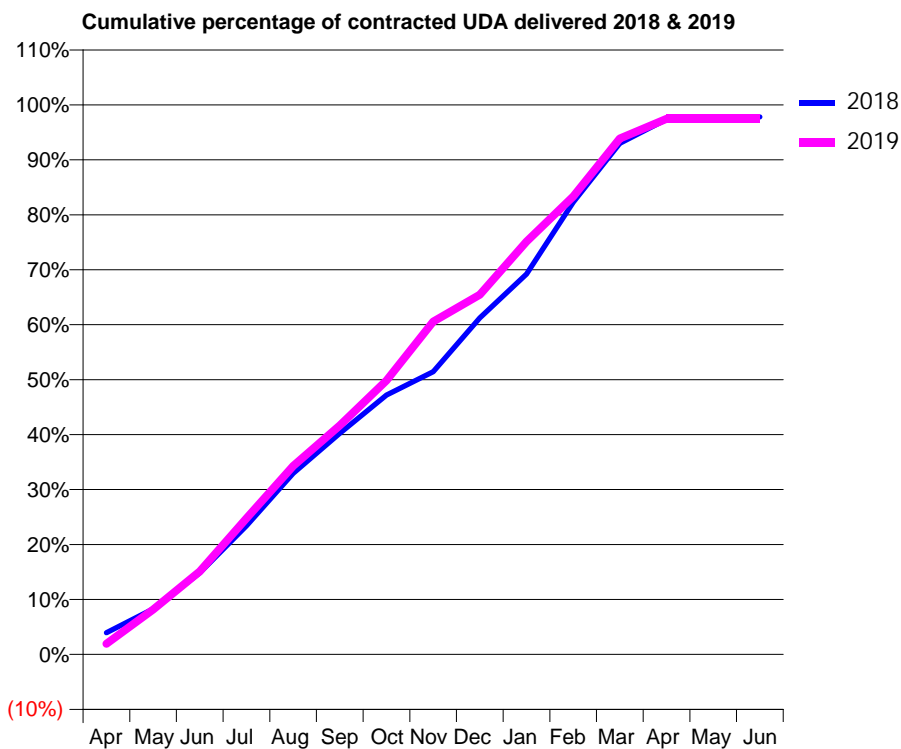
18/19 Contracted general activity (UDA)	7,083
Carry forward general activity (UDA)	155
18/19 Contracted orthodontic activity (UOA)	0
Carry forward orthodontic activity (UOA)	0
Baseline contract value	£184,062.20

ACCESS*

Patients seen in 24 months	Total	Change since previous quarter
Quarter ending March 2018	2,371	
Quarter ending June 2018	2,362	→
Quarter ending September 2018	2,430	↑
Quarter ending December 2018	2,513	↑
Quarter ending March 2019	2,518	→
Variance since March 2018	6.2%	↑



ACTIVITY



Month	Adjusted Scheduled Activity (UDA)	
	2018	2019
April	280	136
May	587	578
June	1,051	1,070
July	1,658	1,754
August	2,335	2,430
September	2,850	2,951
October	3,342	3,532
November	3,643	4,289
December	4,337	4,637
January	4,903	5,321
February	5,827	5,902
March	6,587	6,649
April	6,897	6,904
May	6,925	6,904
June	6,927	6,904

QUALITY

	Quantity	Base Number	Contract	AT	Region	England
% of FP17s for the same patient ID Re-attending within 3 months - Children	58	963	6.0%	9.6%	11.3%	11.8%
% of FP17s for the same patient ID Re-attending within 3 months - Adults	397	2,656	14.9%	15.2%	15.4%	15.7%
% of FP17s for the same patient ID Re-attending between 3 & 9 months - Children	625	963	64.9%	60.2%	61.3%	58.9%
% of FP17s for the same patient ID Re-attending between 3 & 9 months - Adults	1,501	2,656	56.5%	51.3%	52.1%	50.8%
% of FP17s for Band 1 Urgent Courses	311	3,614	8.6%	9.5%	9.5%	9.1%
% of FP17s Relating to Free Repair or Replacements	19	3,614	0.5%	0.5%	0.6%	0.8%
% of FP17s Relating to Continuations	83	3,614	2.3%	0.8%	0.8%	0.9%
% of Patients satisfied with the dentistry they have received	1	1	N/A	92.4%	92.4%	92.5%
% of Patients satisfied with the time they had to wait for an appointment	1	1	N/A	88.4%	86.3%	87.0%

* This is based on patients treated on this contract for their most recent course of treatment. Figures in italics indicate the base number of FP17s or Patient Questionnaire responses are less than 100. N/A is shown where the base number of responses is less than 10 during the period. % is calculated as Quantity/Base number*100

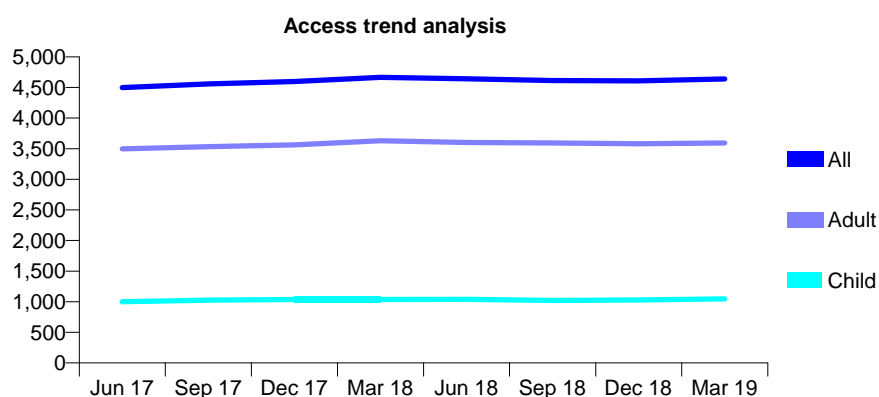
Q68 - Vital Signs At a Glance Contract Report for 297674/0001 - Year end March 2019

Name or company name	MR SR PATEL
Contract type name	GDS Contract
Purpose of contract	General
Contract start date	25/12/2013
Contract end date	

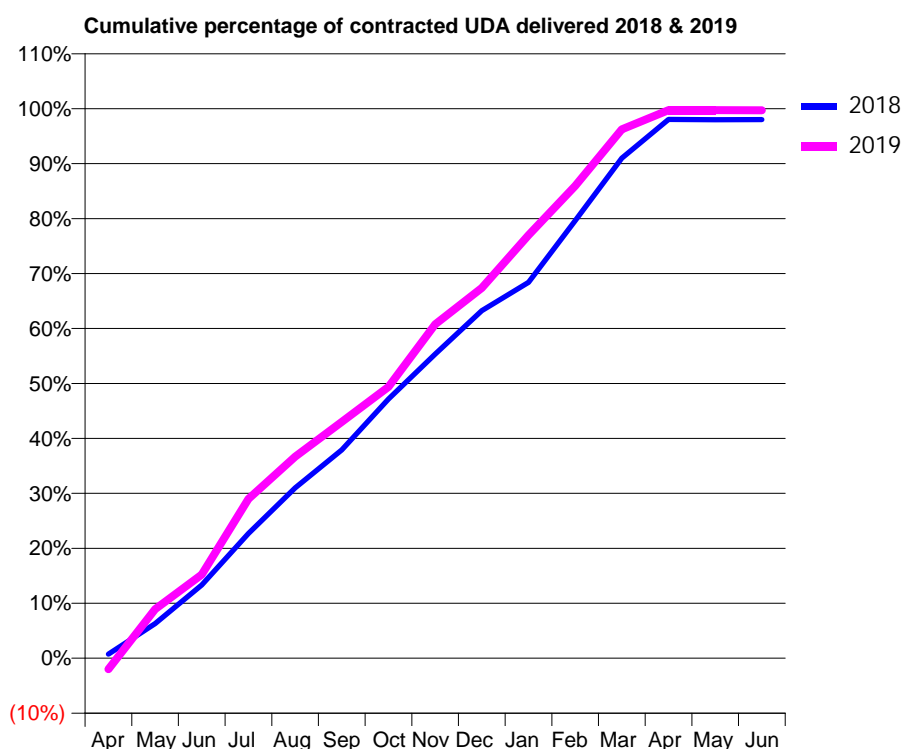
18/19 Contracted general activity (UDA)	14,000
Carry forward general activity (UDA)	281
18/19 Contracted orthodontic activity (UOA)	0
Carry forward orthodontic activity (UOA)	0
Baseline contract value	£351,718.87

ACCESS*

Patients seen in 24 months	Total	Change since previous quarter
Quarter ending March 2018	4,666	
Quarter ending June 2018	4,641	→
Quarter ending September 2018	4,614	→
Quarter ending December 2018	4,610	→
Quarter ending March 2019	4,639	→
Variance since March 2018	(0.6%)	→



ACTIVITY



Month	Adjusted Scheduled Activity (UDA)	
	2018	2019
April	104	-281
May	886	1,253
June	1,868	2,133
July	3,179	4,058
August	4,342	5,135
September	5,309	6,022
October	6,604	6,911
November	7,748	8,505
December	8,852	9,431
January	9,574	10,779
February	11,148	12,034
March	12,738	13,472
April	13,726	13,962
May	13,718	13,961
June	13,719	13,957

QUALITY

	Quantity	Base Number	Contract	AT	Region	England
% of FP17s for the same patient ID Re-attending within 3 months - Children	121	1,801	6.7%	9.6%	11.3%	11.8%
% of FP17s for the same patient ID Re-attending within 3 months - Adults	662	5,343	12.4%	15.2%	15.4%	15.7%
% of FP17s for the same patient ID Re-attending between 3 & 9 months - Children	1,239	1,801	68.8%	60.2%	61.3%	58.9%
% of FP17s for the same patient ID Re-attending between 3 & 9 months - Adults	3,272	5,343	61.2%	51.3%	52.1%	50.8%
% of FP17s for Band 1 Urgent Courses	498	7,012	7.1%	9.5%	9.5%	9.1%
% of FP17s Relating to Free Repair or Replacements	28	7,012	0.4%	0.5%	0.6%	0.8%
% of FP17s Relating to Continuations	54	7,012	0.8%	0.8%	0.8%	0.9%
% of Patients satisfied with the dentistry they have received	5	5	N/A	92.4%	92.4%	92.5%
% of Patients satisfied with the time they had to wait for an appointment	5	5	N/A	88.4%	86.3%	87.0%

* This is based on patients treated on this contract for their most recent course of treatment.

Figures in italics indicate the base number of FP17s or Patient Questionnaire responses are less than 100. N/A is shown where the base number of responses is less than 10 during the period. % is calculated as Quantity/Base number*100

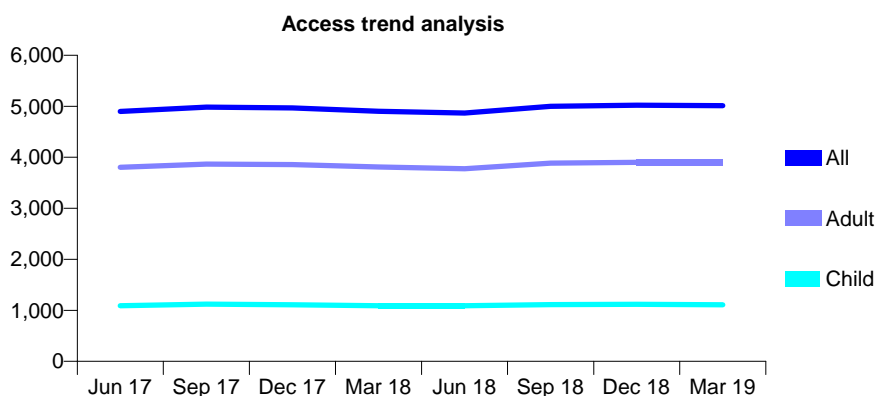
Q68 - Vital Signs At a Glance Contract Report for 298212/0001 - Year end March 2019

Name or company name	MR MS CHABRA
Contract type name	GDS Contract
Purpose of contract	General
Contract start date	01/05/2014
Contract end date	

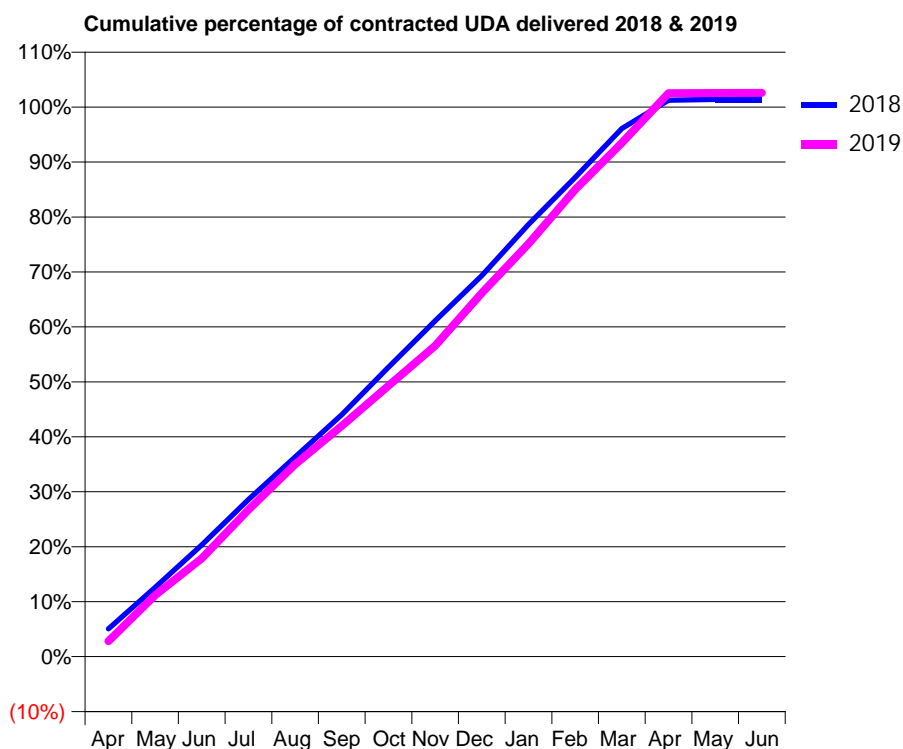
18/19 Contracted general activity (UDA)	14,307
Carry forward general activity (UDA)	0
18/19 Contracted orthodontic activity (UOA)	0
Carry forward orthodontic activity (UOA)	0
Baseline contract value	£398,776.74

ACCESS*

Patients seen in 24 months	Total	Change since previous quarter
Quarter ending March 2018	4,900	
Quarter ending June 2018	4,866	→
Quarter ending September 2018	4,999	↑
Quarter ending December 2018	5,020	→
Quarter ending March 2019	5,012	→
Variance since March 2018	2.3%	↑



ACTIVITY



Month	Adjusted Scheduled Activity (UDA)	
	2018	2019
April	722	402
May	1,805	1,599
June	2,909	2,558
July	4,089	3,823
August	5,199	5,003
September	6,299	6,005
October	7,535	7,053
November	8,743	8,095
December	9,919	9,461
January	11,250	10,747
February	12,475	12,161
March	13,748	13,373
April	14,485	14,666
May	14,506	14,673
June	14,506	14,676

QUALITY

	Quantity	Base Number	Contract	AT	Region	England
% of FP17s for the same patient ID Re-attending within 3 months - Children	147	1,761	8.3%	9.6%	11.3%	11.8%
% of FP17s for the same patient ID Re-attending within 3 months - Adults	1,102	5,642	19.5%	15.2%	15.4%	15.7%
% of FP17s for the same patient ID Re-attending between 3 & 9 months - Children	1,041	1,761	59.1%	60.2%	61.3%	58.9%
% of FP17s for the same patient ID Re-attending between 3 & 9 months - Adults	2,536	5,642	44.9%	51.3%	52.1%	50.8%
% of FP17s for Band 1 Urgent Courses	972	7,666	12.7%	9.5%	9.5%	9.1%
% of FP17s Relating to Free Repair or Replacements	79	7,666	1.0%	0.5%	0.6%	0.8%
% of FP17s Relating to Continuations	0	7,666	0.0%	0.8%	0.8%	0.9%
% of Patients satisfied with the dentistry they have received	0	0	N/A	92.4%	92.4%	92.5%
% of Patients satisfied with the time they had to wait for an appointment	0	0	N/A	88.4%	86.3%	87.0%

* This is based on patients treated on this contract for their most recent course of treatment. Figures in italics indicate the base number of FP17s or Patient Questionnaire responses are less than 100. N/A is shown where the base number of responses is less than 10 during the period. % is calculated as Quantity/Base number*100

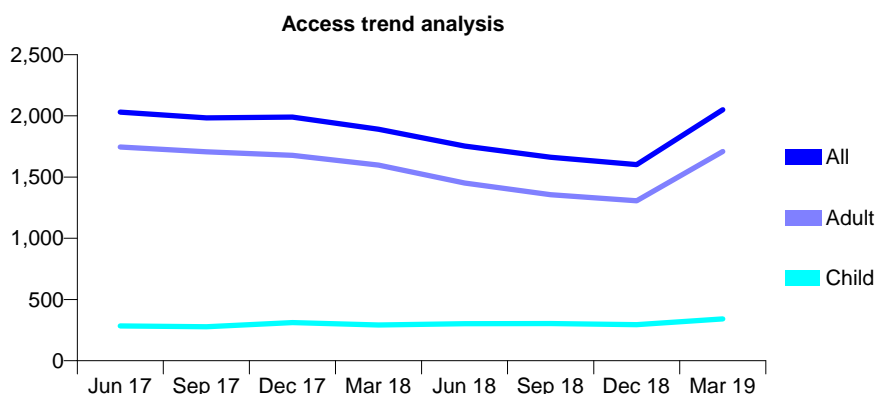
Q68 - Vital Signs At a Glance Contract Report for 301558/0002 - Year end March 2019

Name or company name	Dental Surgery Partnership
Contract type name	GDS Contract
Purpose of contract	General
Contract start date	27/07/2013
Contract end date	

18/19 Contracted general activity (UDA)	6,250
Carry forward general activity (UDA)	0
18/19 Contracted orthodontic activity (UOA)	0
Carry forward orthodontic activity (UOA)	0
Baseline contract value	£132,170.09

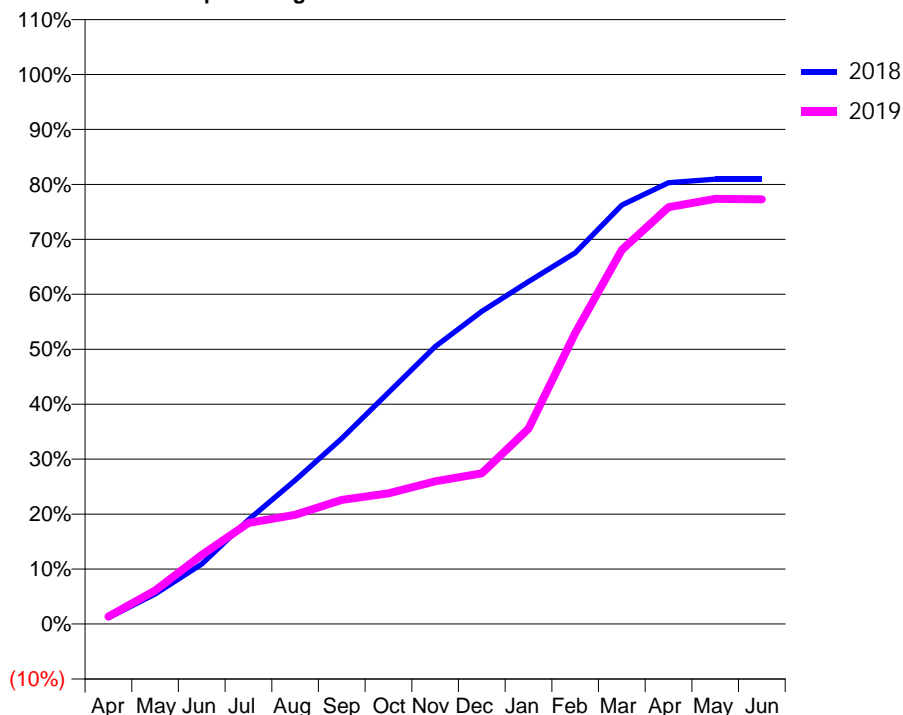
ACCESS*

Patients seen in 24 months	Total	Change since previous quarter
Quarter ending March 2018	1,890	
Quarter ending June 2018	1,753	↓
Quarter ending September 2018	1,662	↓
Quarter ending December 2018	1,602	↓
Quarter ending March 2019	2,051	↑
Variance since March 2018	8.5%	↑



ACTIVITY

Cumulative percentage of contracted UDA delivered 2018 & 2019



Month	Adjusted Scheduled Activity (UDA)	
	2018	2019
April	73	85
May	343	381
June	682	786
July	1,187	1,148
August	1,636	1,243
September	2,111	1,411
October	2,634	1,487
November	3,156	1,623
December	3,556	1,712
January	3,895	2,221
February	4,222	3,310
March	4,765	4,255
April	5,020	4,740
May	5,060	4,835
June	5,060	4,829

QUALITY

	Quantity	Base Number	Contract	AT	Region	England
% of FP17s for the same patient ID Re-attending within 3 months - Children	12	340	3.5%	9.6%	11.3%	11.8%
% of FP17s for the same patient ID Re-attending within 3 months - Adults	184	1,478	12.4%	15.2%	15.4%	15.7%
% of FP17s for the same patient ID Re-attending between 3 & 9 months - Children	73	340	21.5%	60.2%	61.3%	58.9%
% of FP17s for the same patient ID Re-attending between 3 & 9 months - Adults	242	1,478	16.4%	51.3%	52.1%	50.8%
% of FP17s for Band 1 Urgent Courses	286	1,919	14.9%	9.5%	9.5%	9.1%
% of FP17s Relating to Free Repair or Replacements	8	1,919	0.4%	0.5%	0.6%	0.8%
% of FP17s Relating to Continuations	16	1,919	0.8%	0.8%	0.8%	0.9%
% of Patients satisfied with the dentistry they have received	0	0	N/A	92.4%	92.4%	92.5%
% of Patients satisfied with the time they had to wait for an appointment	0	0	N/A	88.4%	86.3%	87.0%

* This is based on patients treated on this contract for their most recent course of treatment.

Figures in italics indicate the base number of FP17s or Patient Questionnaire responses are less than 100. N/A is shown where the base number of responses is less than 10 during the period. % is calculated as Quantity/Base number*100

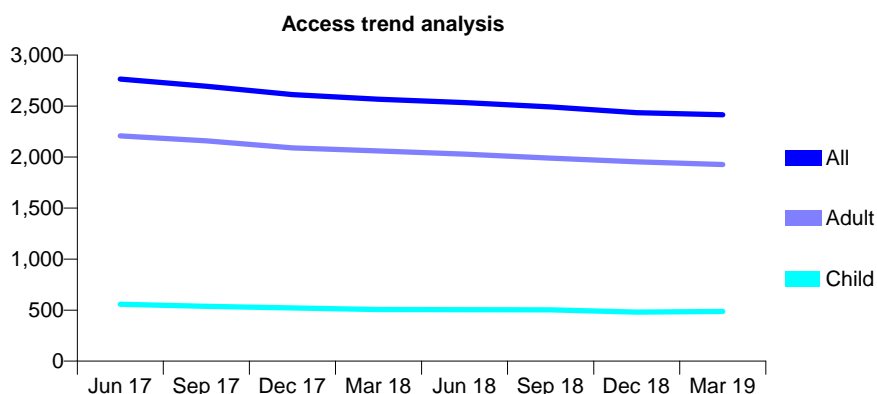
Q68 - Vital Signs At a Glance Contract Report for 302619/0001 - Year end March 2019

Name or company name	MR RG EVANS
Contract type name	GDS Contract
Purpose of contract	General
Contract start date	01/04/2006
Contract end date	

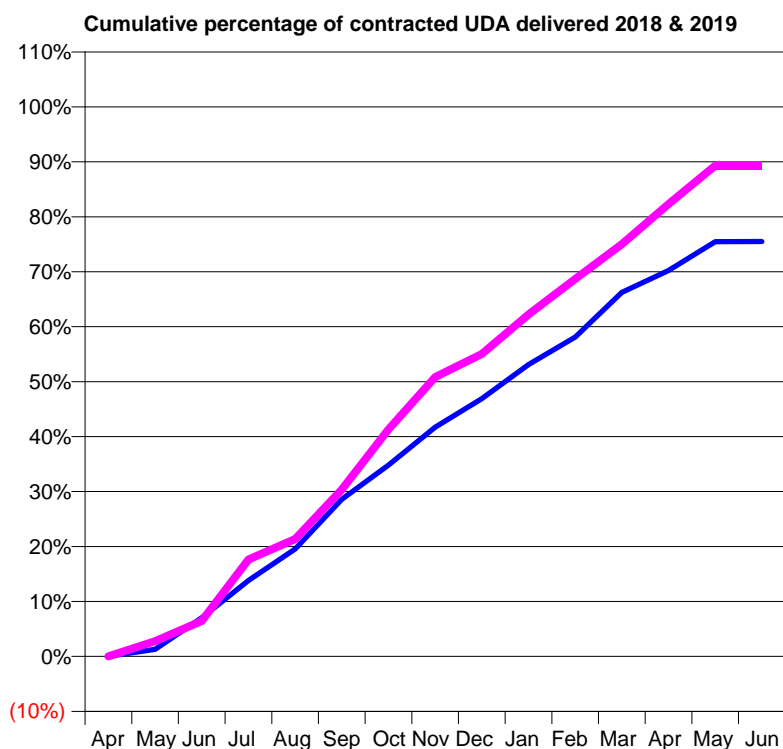
18/19 Contracted general activity (UDA)	5,834
Carry forward general activity (UDA)	0
18/19 Contracted orthodontic activity (UOA)	0
Carry forward orthodontic activity (UOA)	0
Baseline contract value	£151,786.46

ACCESS*

Patients seen in 24 months	Total	Change since previous quarter
Quarter ending March 2018	2,567	
Quarter ending June 2018	2,534	↓
Quarter ending September 2018	2,492	↓
Quarter ending December 2018	2,434	↓
Quarter ending March 2019	2,415	→
Variance since March 2018	(5.9%)	↓



ACTIVITY



Month	Adjusted Scheduled Activity (UDA)	
	2018	2019
April	0	0
May	100	162
June	542	377
July	1,068	1,028
August	1,513	1,247
September	2,208	1,772
October	2,690	2,410
November	3,223	2,965
December	3,624	3,211
January	4,104	3,631
February	4,490	4,007
March	5,118	4,376
April	5,426	4,801
May	5,831	5,210
June	5,834	5,210

QUALITY

	Quantity	Base Number	Contract	AT	Region	England
% of FP17s for the same patient ID Re-attending within 3 months - Children	6	436	1.4%	9.6%	11.3%	11.8%
% of FP17s for the same patient ID Re-attending within 3 months - Adults	150	1,923	7.8%	15.2%	15.4%	15.7%
% of FP17s for the same patient ID Re-attending between 3 & 9 months - Children	183	436	42.0%	60.2%	61.3%	58.9%
% of FP17s for the same patient ID Re-attending between 3 & 9 months - Adults	754	1,923	39.2%	51.3%	52.1%	50.8%
% of FP17s for Band 1 Urgent Courses	36	2,409	1.5%	9.5%	9.5%	9.1%
% of FP17s Relating to Free Repair or Replacements	3	2,409	0.1%	0.5%	0.6%	0.8%
% of FP17s Relating to Continuations	0	2,409	0.0%	0.8%	0.8%	0.9%
% of Patients satisfied with the dentistry they have received	1	1	N/A	92.4%	92.4%	92.5%
% of Patients satisfied with the time they had to wait for an appointment	1	1	N/A	88.4%	86.3%	87.0%

* This is based on patients treated on this contract for their most recent course of treatment. Figures in italics indicate the base number of FP17s or Patient Questionnaire responses are less than 100. N/A is shown where the base number of responses is less than 10 during the period. % is calculated as Quantity/Base number*100

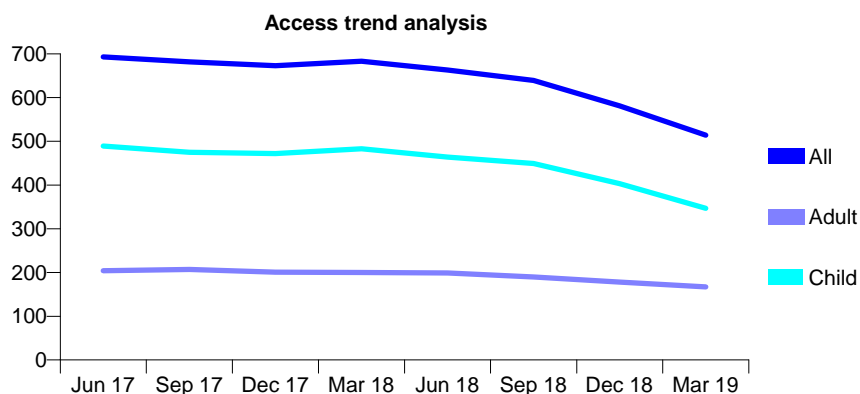
Q68 - Vital Signs At a Glance Contract Report for 307068/0001 - Year end March 2019

Name or company name	McNulty Tan
Contract type name	GDS Contract
Purpose of contract	General
Contract start date	01/04/2006
Contract end date	28/02/2019

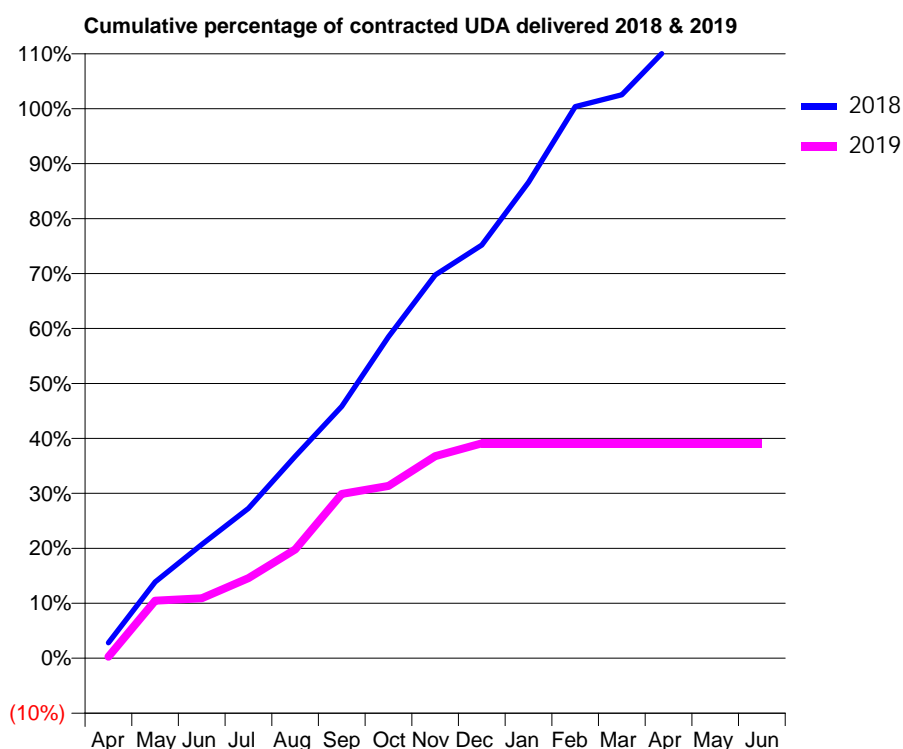
18/19 Contracted general activity (UDA)	688
Carry forward general activity (UDA)	0
18/19 Contracted orthodontic activity (UOA)	0
Carry forward orthodontic activity (UOA)	0
Baseline contract value	£16,154.70

ACCESS*

Patients seen in 24 months	Total	Change since previous quarter
Quarter ending March 2018	683	
Quarter ending June 2018	663	↓
Quarter ending September 2018	639	↓
Quarter ending December 2018	581	↓
Quarter ending March 2019	514	↓
Variance since March 2018	(24.7%)	↓



ACTIVITY



Month	Adjusted Scheduled Activity (UDA)	
	2018	2019
April	21	2
May	104	72
June	155	75
July	204	100
August	276	136
September	344	206
October	439	216
November	523	253
December	564	269
January	649	269
February	753	269
March	769	269
April	835	269
May	846	269
June	846	269

QUALITY

	Quantity	Base Number	Contract	AT	Region	England
% of FP17s for the same patient ID Re-attending within 3 months - Children	31	869	3.6%	9.6%	11.3%	11.8%
% of FP17s for the same patient ID Re-attending within 3 months - Adults	7	214	3.3%	15.2%	15.4%	15.7%
% of FP17s for the same patient ID Re-attending between 3 & 9 months - Children	458	869	52.7%	60.2%	61.3%	58.9%
% of FP17s for the same patient ID Re-attending between 3 & 9 months - Adults	91	214	42.5%	51.3%	52.1%	50.8%
% of FP17s for Band 1 Urgent Courses	5	234	2.1%	9.5%	9.5%	9.1%
% of FP17s Relating to Free Repair or Replacements	0	234	0.0%	0.5%	0.6%	0.8%
% of FP17s Relating to Continuations	0	234	0.0%	0.8%	0.8%	0.9%
% of Patients satisfied with the dentistry they have received	0	0	N/A	92.4%	92.4%	92.5%
% of Patients satisfied with the time they had to wait for an appointment	0	0	N/A	88.4%	86.3%	87.0%

* This is based on patients treated on this contract for their most recent course of treatment.

Figures in italics indicate the base number of FP17s or Patient Questionnaire responses are less than 100. N/A is shown where the base number of responses is less than 10 during the period. % is calculated as Quantity/Base number*100

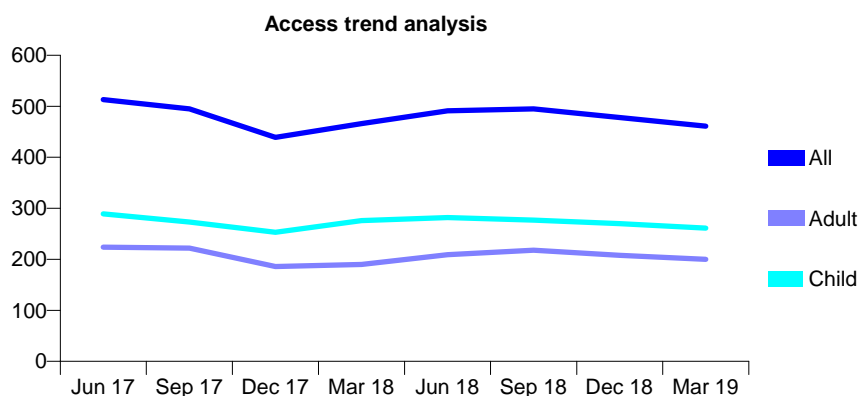
Q68 - Vital Signs At a Glance Contract Report for 308129/0003 - Year end March 2019

Name or company name	MISS M JADIDI
Contract type name	GDS Contract
Purpose of contract	General
Contract start date	26/05/2015
Contract end date	

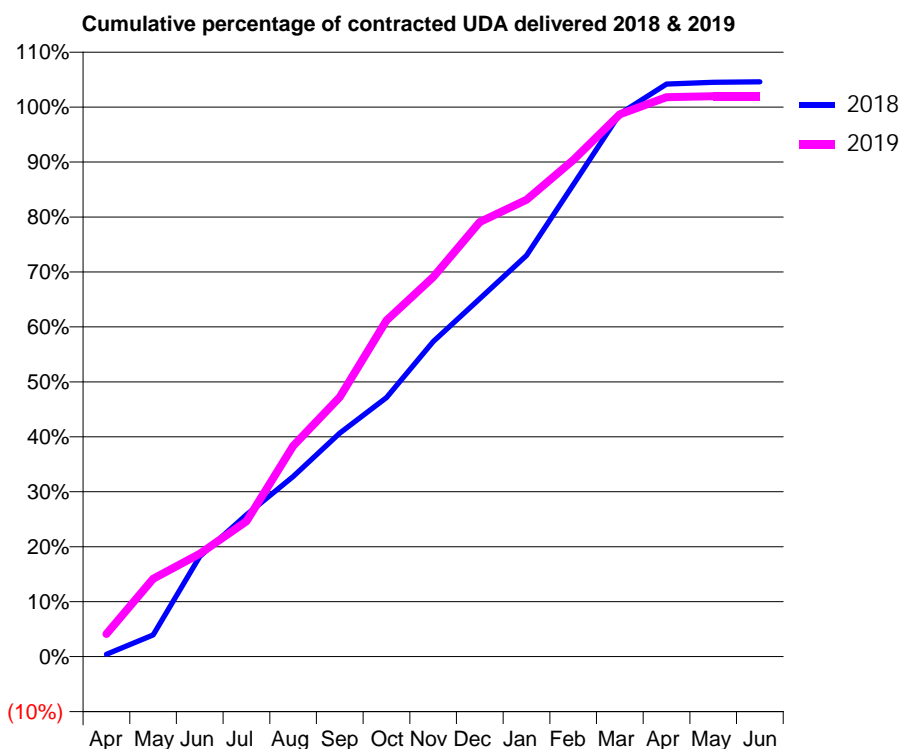
18/19 Contracted general activity (UDA)	1,014
Carry forward general activity (UDA)	0
18/19 Contracted orthodontic activity (UOA)	0
Carry forward orthodontic activity (UOA)	0
Baseline contract value	£25,742.46

ACCESS*

Patients seen in 24 months	Total	Change since previous quarter
Quarter ending March 2018	466	
Quarter ending June 2018	491	↑
Quarter ending September 2018	495	→
Quarter ending December 2018	478	↓
Quarter ending March 2019	461	↓
Variance since March 2018	(1.1%)	↓



ACTIVITY



Month	Adjusted Scheduled Activity (UDA)	
	2018	2019
April	4	42
May	40	144
June	185	190
July	262	250
August	332	389
September	413	479
October	478	620
November	581	700
December	660	802
January	740	843
February	871	916
March	1,001	1,001
April	1,057	1,032
May	1,060	1,034
June	1,061	1,034

QUALITY

	Quantity	Base Number	Contract	AT	Region	England
% of FP17s for the same patient ID Re-attending within 3 months - Children	13	429	3.0%	9.6%	11.3%	11.8%
% of FP17s for the same patient ID Re-attending within 3 months - Adults	13	269	4.8%	15.2%	15.4%	15.7%
% of FP17s for the same patient ID Re-attending between 3 & 9 months - Children	280	429	65.3%	60.2%	61.3%	58.9%
% of FP17s for the same patient ID Re-attending between 3 & 9 months - Adults	73	269	27.1%	51.3%	52.1%	50.8%
% of FP17s for Band 1 Urgent Courses	41	684	6.0%	9.5%	9.5%	9.1%
% of FP17s Relating to Free Repair or Replacements	2	684	0.3%	0.5%	0.6%	0.8%
% of FP17s Relating to Continuations	1	684	0.1%	0.8%	0.8%	0.9%
% of Patients satisfied with the dentistry they have received	0	0	N/A	92.4%	92.4%	92.5%
% of Patients satisfied with the time they had to wait for an appointment	0	0	N/A	88.4%	86.3%	87.0%

* This is based on patients treated on this contract for their most recent course of treatment. Figures in italics indicate the base number of FP17s or Patient Questionnaire responses are less than 100. N/A is shown where the base number of responses is less than 10 during the period. % is calculated as Quantity/Base number*100

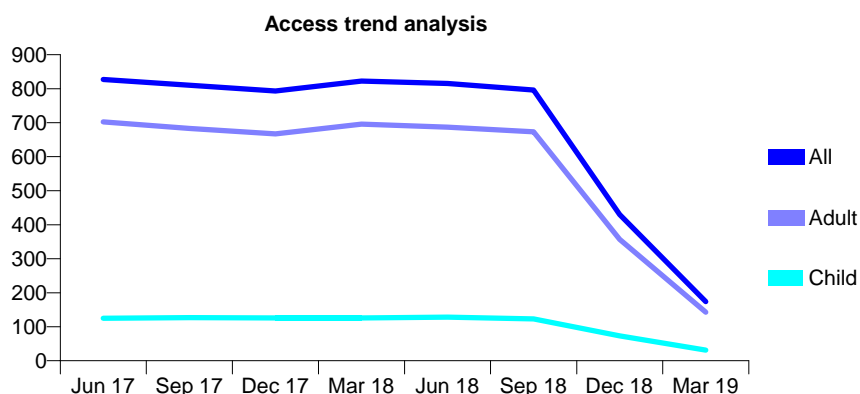
Q68 - Vital Signs At a Glance Contract Report for 309885/0001 - Year end March 2019

Name or company name	MR DR KELLY
Contract type name	GDS Contract
Purpose of contract	General
Contract start date	01/04/2006
Contract end date	31/08/2018

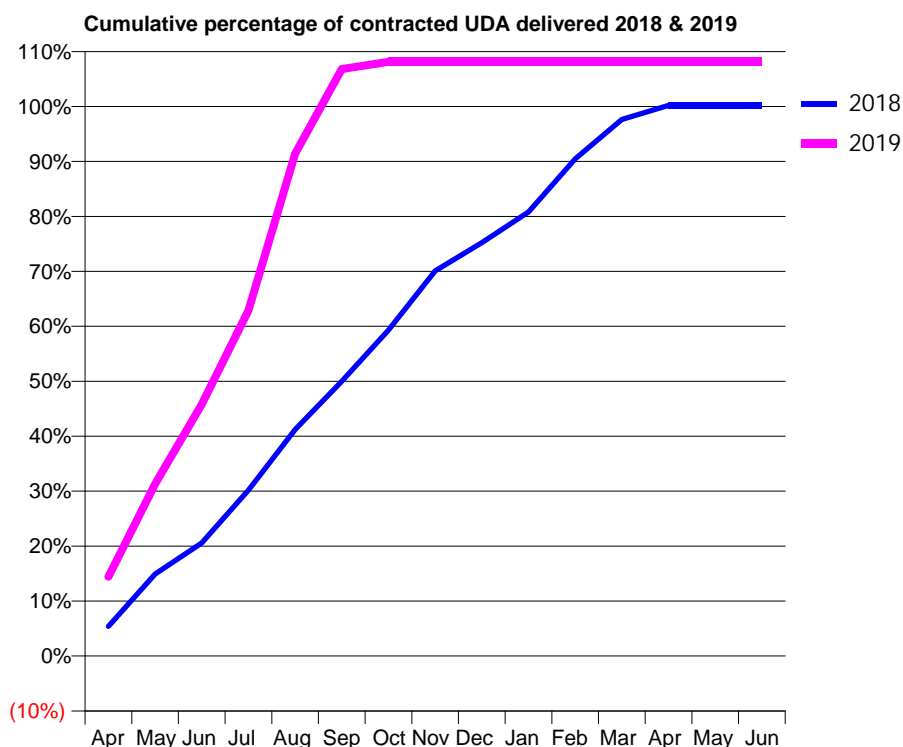
18/19 Contracted general activity (UDA)	914
Carry forward general activity (UDA)	0
18/19 Contracted orthodontic activity (UOA)	0
Carry forward orthodontic activity (UOA)	0
Baseline contract value	£21,454.08

ACCESS*

Patients seen in 24 months	Total	Change since previous quarter
Quarter ending March 2018	822	
Quarter ending June 2018	815	→
Quarter ending September 2018	796	↓
Quarter ending December 2018	430	↓
Quarter ending March 2019	174	↓
Variance since March 2018	(78.8%)	↓



ACTIVITY



Month	Adjusted Scheduled Activity (UDA)	
	2018	2019
April	118	132
May	327	286
June	451	419
July	662	575
August	904	836
September	1,096	976
October	1,301	988
November	1,537	988
December	1,650	988
January	1,772	988
February	1,984	988
March	2,141	988
April	2,197	988
May	2,197	988
June	2,197	988

QUALITY

	Quantity	Base Number	Contract	AT	Region	England
% of FP17s for the same patient ID Re-attending within 3 months - Children	4	105	3.8%	9.6%	11.3%	11.8%
% of FP17s for the same patient ID Re-attending within 3 months - Adults	55	532	10.3%	15.2%	15.4%	15.7%
% of FP17s for the same patient ID Re-attending between 3 & 9 months - Children	77	105	73.3%	60.2%	61.3%	58.9%
% of FP17s for the same patient ID Re-attending between 3 & 9 months - Adults	298	532	56.0%	51.3%	52.1%	50.8%
% of FP17s for Band 1 Urgent Courses	56	601	9.3%	9.5%	9.5%	9.1%
% of FP17s Relating to Free Repair or Replacements	2	601	0.3%	0.5%	0.6%	0.8%
% of FP17s Relating to Continuations	9	601	1.5%	0.8%	0.8%	0.9%
% of Patients satisfied with the dentistry they have received	0	0	N/A	92.4%	92.4%	92.5%
% of Patients satisfied with the time they had to wait for an appointment	0	0	N/A	88.4%	86.3%	87.0%

* This is based on patients treated on this contract for their most recent course of treatment. Figures in italics indicate the base number of FP17s or Patient Questionnaire responses are less than 100. N/A is shown where the base number of responses is less than 10 during the period. % is calculated as Quantity/Base number*100

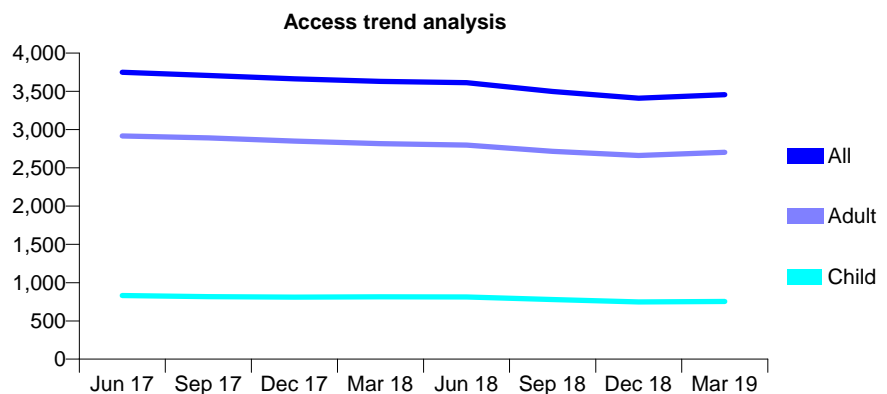
Q68 - Vital Signs At a Glance Contract Report for 318817/0001 - Year end March 2019

Name or company name	Imran Sumar and Dalia Al-Haj
Contract type name	GDS Contract
Purpose of contract	General
Contract start date	01/04/2006
Contract end date	

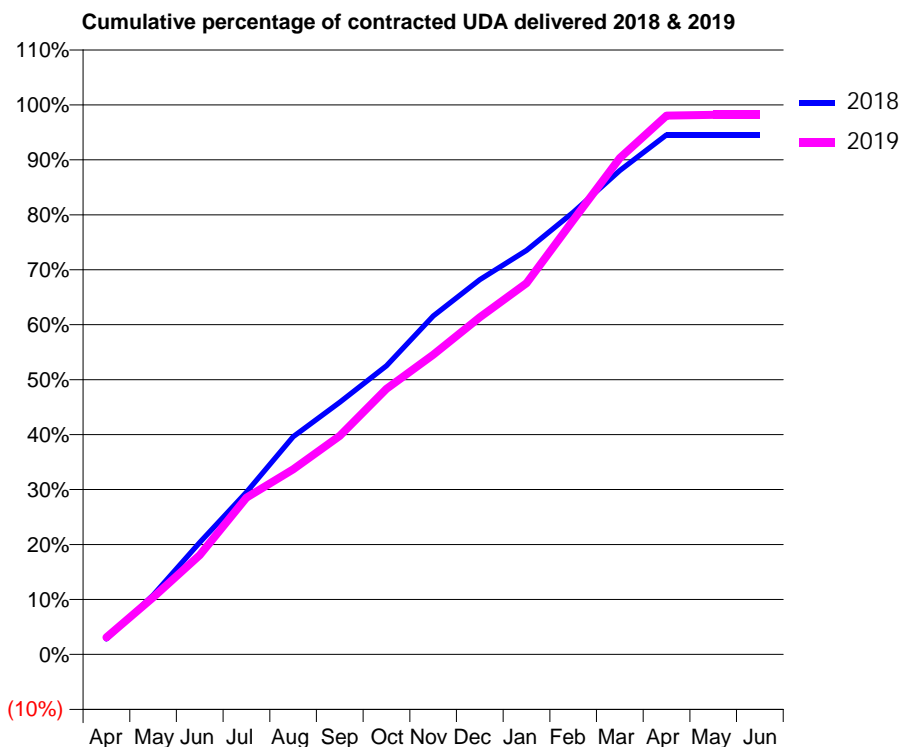
18/19 Contracted general activity (UDA)	9,903
Carry forward general activity (UDA)	0
18/19 Contracted orthodontic activity (UOA)	0
Carry forward orthodontic activity (UOA)	0
Baseline contract value	£241,221.10

ACCESS*

Patients seen in 24 months	Total	Change since previous quarter
Quarter ending March 2018	3,630	
Quarter ending June 2018	3,612	→
Quarter ending September 2018	3,497	↓
Quarter ending December 2018	3,410	↓
Quarter ending March 2019	3,456	→
Variance since March 2018	(4.8%)	↓



ACTIVITY



Month	Adjusted Scheduled Activity (UDA)	
	2018	2019
April	281	307
May	1,067	1,029
June	2,018	1,789
July	2,923	2,825
August	3,924	3,336
September	4,543	3,938
October	5,201	4,787
November	6,097	5,402
December	6,752	6,076
January	7,281	6,689
February	7,969	7,826
March	8,721	8,946
April	9,362	9,710
May	9,362	9,721
June	9,362	9,722

QUALITY

	Quantity	Base Number	Contract	AT	Region	England
% of FP17s for the same patient ID Re-attending within 3 months - Children	46	1,096	4.2%	9.6%	11.3%	11.8%
% of FP17s for the same patient ID Re-attending within 3 months - Adults	504	3,628	13.9%	15.2%	15.4%	15.7%
% of FP17s for the same patient ID Re-attending between 3 & 9 months - Children	654	1,096	59.7%	60.2%	61.3%	58.9%
% of FP17s for the same patient ID Re-attending between 3 & 9 months - Adults	1,968	3,628	54.2%	51.3%	52.1%	50.8%
% of FP17s for Band 1 Urgent Courses	341	4,806	7.1%	9.5%	9.5%	9.1%
% of FP17s Relating to Free Repair or Replacements	65	4,806	1.4%	0.5%	0.6%	0.8%
% of FP17s Relating to Continuations	7	4,806	0.1%	0.8%	0.8%	0.9%
% of Patients satisfied with the dentistry they have received	0	1	N/A	92.4%	92.4%	92.5%
% of Patients satisfied with the time they had to wait for an appointment	0	1	N/A	88.4%	86.3%	87.0%

* This is based on patients treated on this contract for their most recent course of treatment. Figures in italics indicate the base number of FP17s or Patient Questionnaire responses are less than 100. N/A is shown where the base number of responses is less than 10 during the period. % is calculated as Quantity/Base number*100

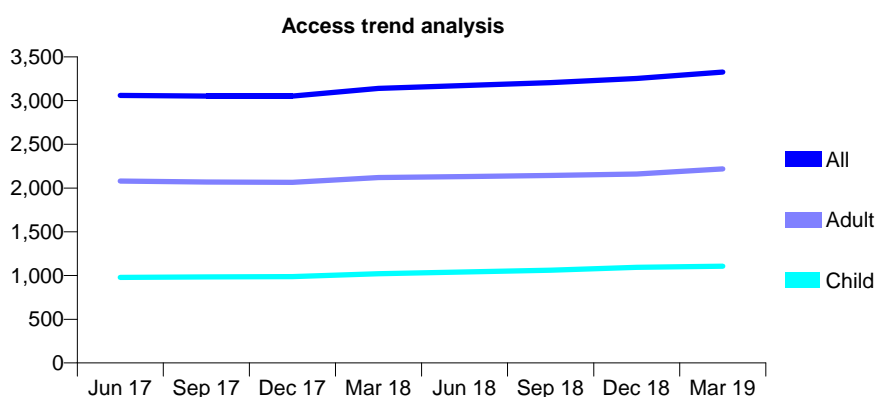
Q68 - Vital Signs At a Glance Contract Report for 319333/0001 - Year end March 2019

Name or company name	Ball Tree Dental Practice
Contract type name	GDS Contract
Purpose of contract	General
Contract start date	01/04/2006
Contract end date	

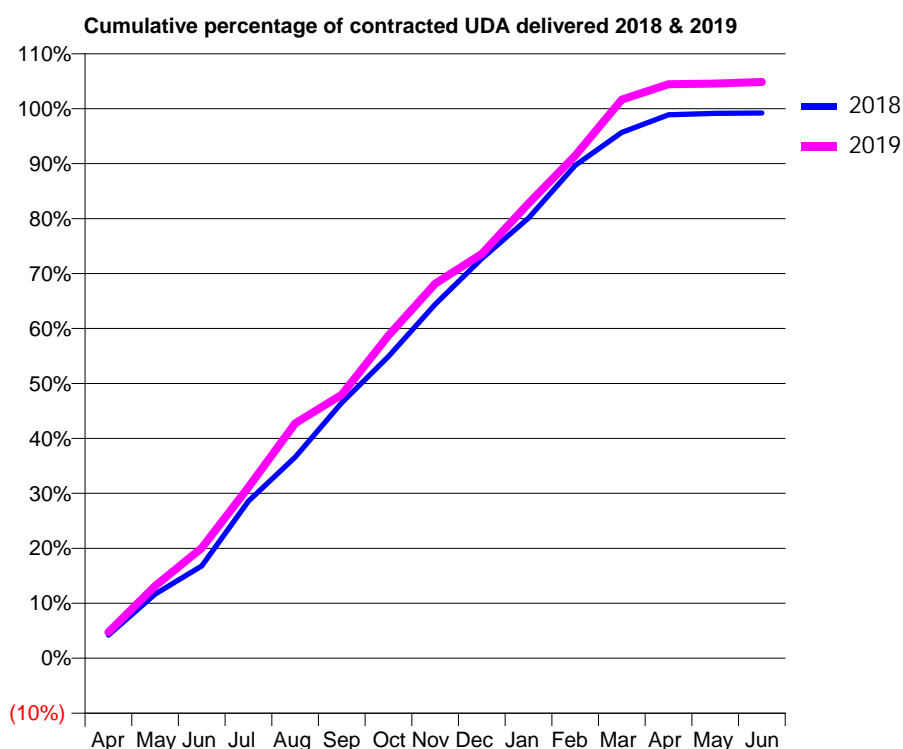
18/19 Contracted general activity (UDA)	8,875
Carry forward general activity (UDA)	72
18/19 Contracted orthodontic activity (UOA)	0
Carry forward orthodontic activity (UOA)	0
Baseline contract value	£352,952.71

ACCESS*

Patients seen in 24 months	Total	Change since previous quarter
Quarter ending March 2018	3,139	
Quarter ending June 2018	3,173	→
Quarter ending September 2018	3,205	→
Quarter ending December 2018	3,254	→
Quarter ending March 2019	3,325	↑
Variance since March 2018	5.9%	↑



ACTIVITY



Month	2018	2019
April	374	420
May	1,036	1,166
June	1,492	1,781
July	2,536	2,763
August	3,248	3,795
September	4,125	4,257
October	4,873	5,212
November	5,716	6,049
December	6,454	6,530
January	7,109	7,342
February	7,959	8,116
March	8,492	9,021
April	8,776	9,271
May	8,799	9,280
June	8,803	9,305

QUALITY

	Quantity	Base Number	Contract	AT	Region	England
% of FP17s for the same patient ID Re-attending within 3 months - Children	265	2,093	12.7%	9.6%	11.3%	11.8%
% of FP17s for the same patient ID Re-attending within 3 months - Adults	461	3,623	12.7%	15.2%	15.4%	15.7%
% of FP17s for the same patient ID Re-attending between 3 & 9 months - Children	1,344	2,093	64.2%	60.2%	61.3%	58.9%
% of FP17s for the same patient ID Re-attending between 3 & 9 months - Adults	2,386	3,623	65.9%	51.3%	52.1%	50.8%
% of FP17s for Band 1 Urgent Courses	341	5,134	6.6%	9.5%	9.5%	9.1%
% of FP17s Relating to Free Repair or Replacements	27	5,134	0.5%	0.5%	0.6%	0.8%
% of FP17s Relating to Continuations	20	5,134	0.4%	0.8%	0.8%	0.9%
% of Patients satisfied with the dentistry they have received	2	2	N/A	92.4%	92.4%	92.5%
% of Patients satisfied with the time they had to wait for an appointment	1	2	N/A	88.4%	86.3%	87.0%

* This is based on patients treated on this contract for their most recent course of treatment.

Figures in italics indicate the base number of FP17s or Patient Questionnaire responses are less than 100. N/A is shown where the base number of responses is less than 10 during the period. % is calculated as Quantity/Base number*100

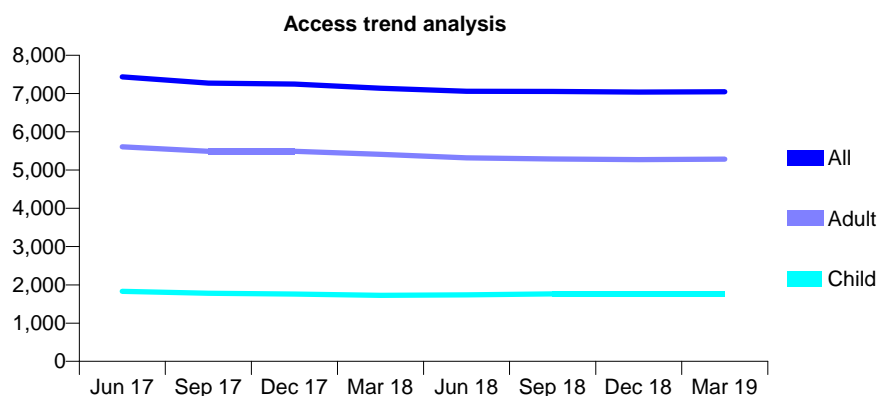
Q68 - Vital Signs At a Glance Contract Report for 320285/0001 - Year end March 2019

Name or company name	MR GS SANDHU
Contract type name	GDS Contract
Purpose of contract	General
Contract start date	01/04/2006
Contract end date	

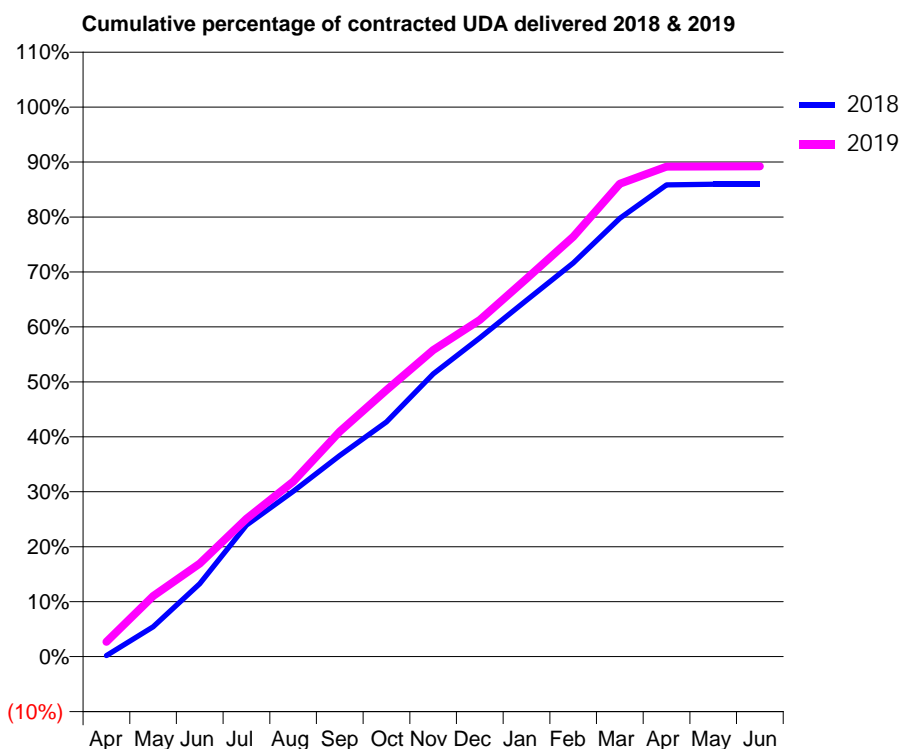
18/19 Contracted general activity (UDA)	25,689
Carry forward general activity (UDA)	0
18/19 Contracted orthodontic activity (UOA)	0
Carry forward orthodontic activity (UOA)	0
Baseline contract value	£815,453.65

ACCESS*

Patients seen in 24 months	Total	Change since previous quarter
Quarter ending March 2018	7,137	
Quarter ending June 2018	7,056	↓
Quarter ending September 2018	7,052	→
Quarter ending December 2018	7,035	→
Quarter ending March 2019	7,047	→
Variance since March 2018	(1.3%)	↓



ACTIVITY



Month	Adjusted Scheduled Activity (UDA)	
	2018	2019
April	50	696
May	1,392	2,833
June	3,410	4,351
July	6,141	6,448
August	7,725	8,180
September	9,396	10,520
October	10,973	12,457
November	13,217	14,328
December	14,898	15,740
January	16,653	17,661
February	18,396	19,630
March	20,488	22,103
April	22,053	22,905
May	22,085	22,915
June	22,087	22,919

QUALITY

	Quantity	Base Number	Contract	AT	Region	England
% of FP17s for the same patient ID Re-attending within 3 months - Children	149	2,311	6.4%	9.6%	11.3%	11.8%
% of FP17s for the same patient ID Re-attending within 3 months - Adults	1,156	7,202	16.1%	15.2%	15.4%	15.7%
% of FP17s for the same patient ID Re-attending between 3 & 9 months - Children	978	2,311	42.3%	60.2%	61.3%	58.9%
% of FP17s for the same patient ID Re-attending between 3 & 9 months - Adults	3,483	7,202	48.4%	51.3%	52.1%	50.8%
% of FP17s for Band 1 Urgent Courses	1,126	9,291	12.1%	9.5%	9.5%	9.1%
% of FP17s Relating to Free Repair or Replacements	59	9,291	0.6%	0.5%	0.6%	0.8%
% of FP17s Relating to Continuations	129	9,291	1.4%	0.8%	0.8%	0.9%
% of Patients satisfied with the dentistry they have received	6	7	N/A	92.4%	92.4%	92.5%
% of Patients satisfied with the time they had to wait for an appointment	6	7	N/A	88.4%	86.3%	87.0%

* This is based on patients treated on this contract for their most recent course of treatment. Figures in italics indicate the base number of FP17s or Patient Questionnaire responses are less than 100. N/A is shown where the base number of responses is less than 10 during the period. % is calculated as Quantity/Base number*100

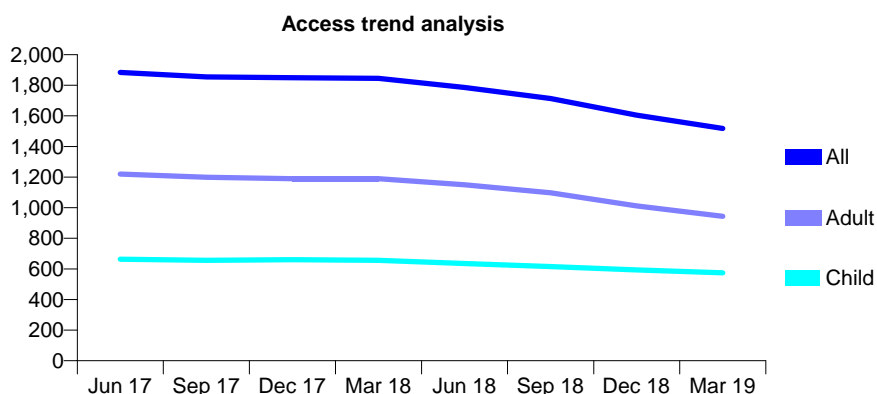
Q68 - Vital Signs At a Glance Contract Report for 320315/0002 - Year end March 2019

Name or company name	MR JS KETTLE
Contract type name	GDS Contract
Purpose of contract	General
Contract start date	01/11/2007
Contract end date	

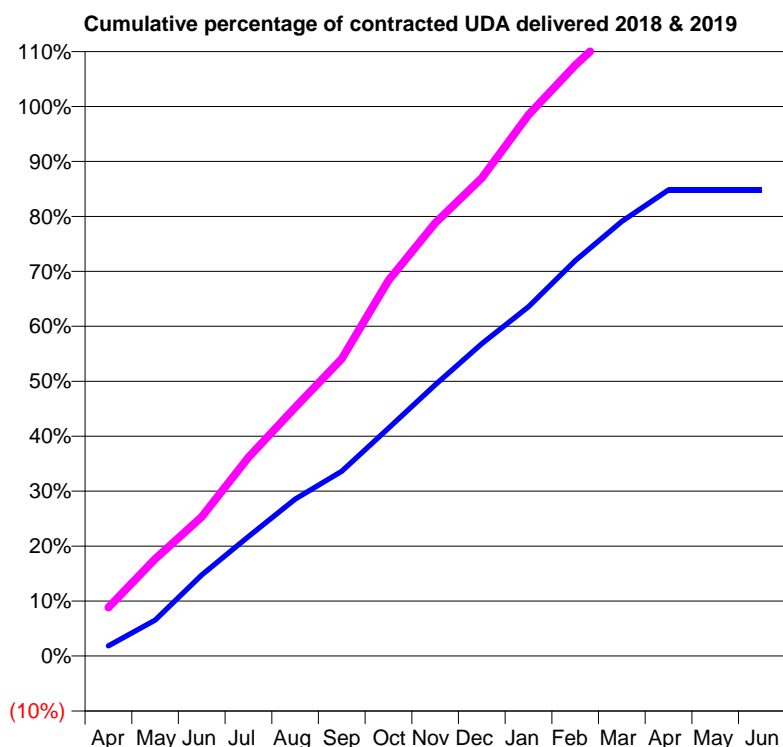
18/19 Contracted general activity (UDA)	1,800
Carry forward general activity (UDA)	0
18/19 Contracted orthodontic activity (UOA)	0
Carry forward orthodontic activity (UOA)	0
Baseline contract value	£40,623.43

ACCESS*

Patients seen in 24 months	Total	Change since previous quarter
Quarter ending March 2018	1,845	
Quarter ending June 2018	1,786	↓
Quarter ending September 2018	1,714	↓
Quarter ending December 2018	1,605	↓
Quarter ending March 2019	1,518	↓
Variance since March 2018	(17.7%)	↓



ACTIVITY



Month	Adjusted Scheduled Activity (UDA)	
	2018	2019
April	44	159
May	157	318
June	355	456
July	522	651
August	685	815
September	807	974
October	995	1,230
November	1,185	1,418
December	1,364	1,565
January	1,525	1,773
February	1,727	1,935
March	1,898	2,076
April	2,036	2,097
May	2,036	2,097
June	2,036	2,097

QUALITY

	Quantity	Base Number	Contract	AT	Region	England
% of FP17s for the same patient ID Re-attending within 3 months - Children	31	855	3.6%	9.6%	11.3%	11.8%
% of FP17s for the same patient ID Re-attending within 3 months - Adults	161	1,074	15.0%	15.2%	15.4%	15.7%
% of FP17s for the same patient ID Re-attending between 3 & 9 months - Children	575	855	67.3%	60.2%	61.3%	58.9%
% of FP17s for the same patient ID Re-attending between 3 & 9 months - Adults	593	1,074	55.2%	51.3%	52.1%	50.8%
% of FP17s for Band 1 Urgent Courses	74	1,346	5.5%	9.5%	9.5%	9.1%
% of FP17s Relating to Free Repair or Replacements	1	1,346	0.1%	0.5%	0.6%	0.8%
% of FP17s Relating to Continuations	20	1,346	1.5%	0.8%	0.8%	0.9%
% of Patients satisfied with the dentistry they have received	0	0	N/A	92.4%	92.4%	92.5%
% of Patients satisfied with the time they had to wait for an appointment	0	0	N/A	88.4%	86.3%	87.0%

* This is based on patients treated on this contract for their most recent course of treatment. Figures in italics indicate the base number of FP17s or Patient Questionnaire responses are less than 100. N/A is shown where the base number of responses is less than 10 during the period. % is calculated as Quantity/Base number*100

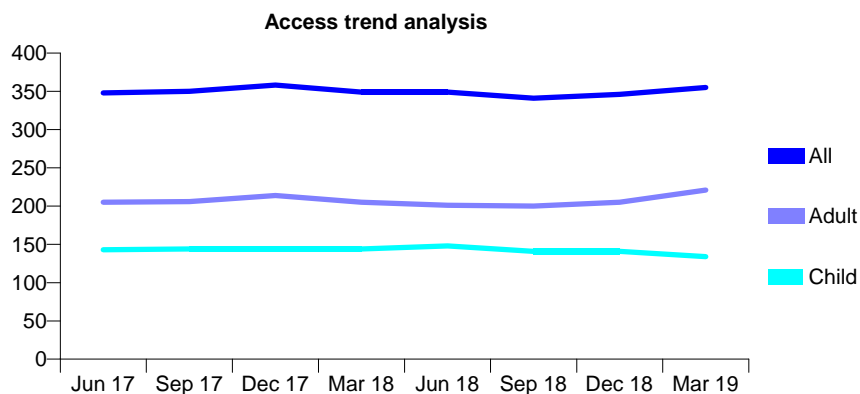
Q68 - Vital Signs At a Glance Contract Report for 320811/0001 - Year end March 2019

Name or company name	MR AH CURTIS
Contract type name	GDS Contract
Purpose of contract	General
Contract start date	01/04/2006
Contract end date	

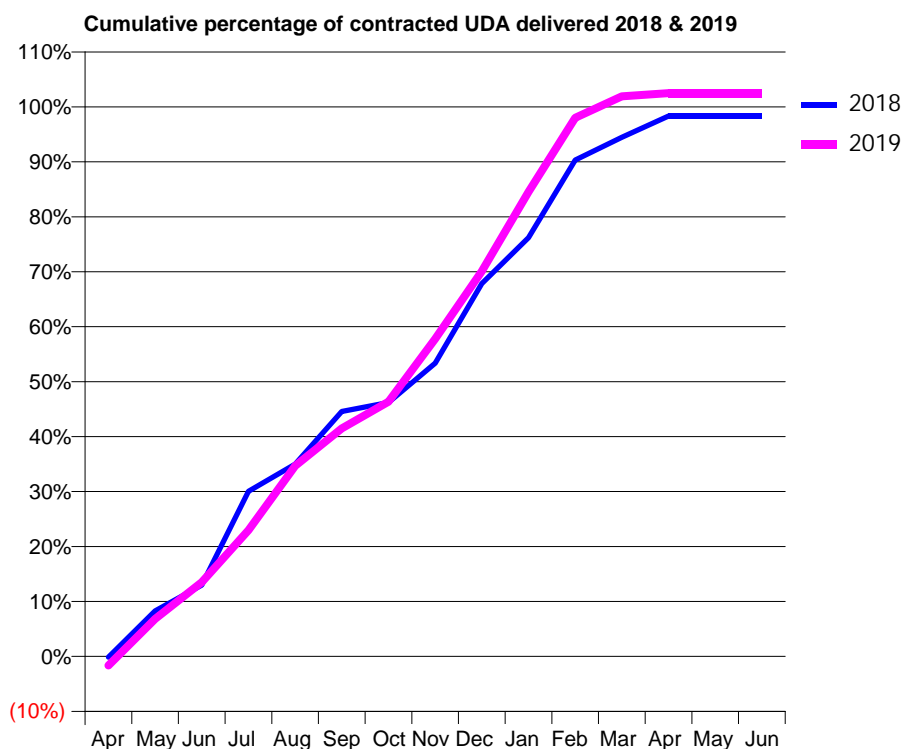
18/19 Contracted general activity (UDA)	604
Carry forward general activity (UDA)	10
18/19 Contracted orthodontic activity (UOA)	0
Carry forward orthodontic activity (UOA)	0
Baseline contract value	£15,199.12

ACCESS*

Patients seen in 24 months	Total	Change since previous quarter
Quarter ending March 2018	349	
Quarter ending June 2018	349	→
Quarter ending September 2018	341	↓
Quarter ending December 2018	346	→
Quarter ending March 2019	355	↑
Variance since March 2018	1.7%	→



ACTIVITY



Month	Adjusted Scheduled Activity (UDA)	
	2018	2019
April	-1	-10
May	50	41
June	78	82
July	181	139
August	211	209
September	269	251
October	279	280
November	322	349
December	410	423
January	460	511
February	546	592
March	571	616
April	594	619
May	594	619
June	594	619

QUALITY

	Quantity	Base Number	Contract	AT	Region	England
% of FP17s for the same patient ID Re-attending within 3 months - Children	3	208	1.4%	9.6%	11.3%	11.8%
% of FP17s for the same patient ID Re-attending within 3 months - Adults	8	207	3.9%	15.2%	15.4%	15.7%
% of FP17s for the same patient ID Re-attending between 3 & 9 months - Children	141	208	67.8%	60.2%	61.3%	58.9%
% of FP17s for the same patient ID Re-attending between 3 & 9 months - Adults	84	207	40.6%	51.3%	52.1%	50.8%
% of FP17s for Band 1 Urgent Courses	25	396	6.3%	9.5%	9.5%	9.1%
% of FP17s Relating to Free Repair or Replacements	0	396	0.0%	0.5%	0.6%	0.8%
% of FP17s Relating to Continuations	0	396	0.0%	0.8%	0.8%	0.9%
% of Patients satisfied with the dentistry they have received	0	0	N/A	92.4%	92.4%	92.5%
% of Patients satisfied with the time they had to wait for an appointment	0	0	N/A	88.4%	86.3%	87.0%

* This is based on patients treated on this contract for their most recent course of treatment. Figures in italics indicate the base number of FP17s or Patient Questionnaire responses are less than 100. N/A is shown where the base number of responses is less than 10 during the period. % is calculated as Quantity/Base number*100

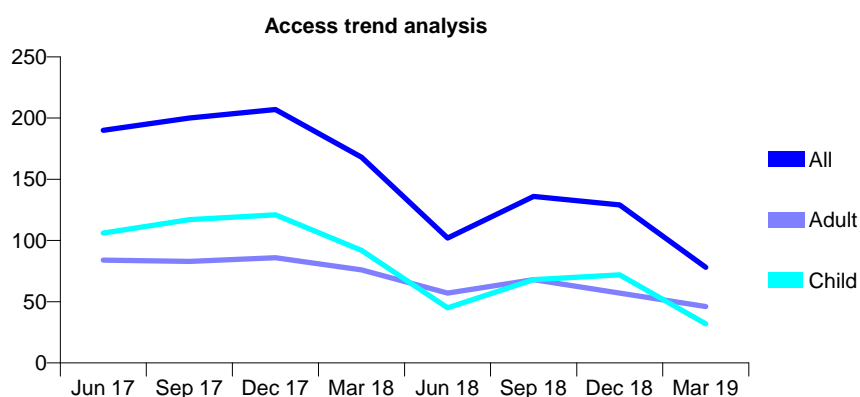
Q68 - Vital Signs At a Glance Contract Report for 322091/0001 - Year end March 2019

Name or company name	Warren House Dental Practice - Cranleigh
Contract type name	GDS Contract
Purpose of contract	General
Contract start date	01/04/2006
Contract end date	

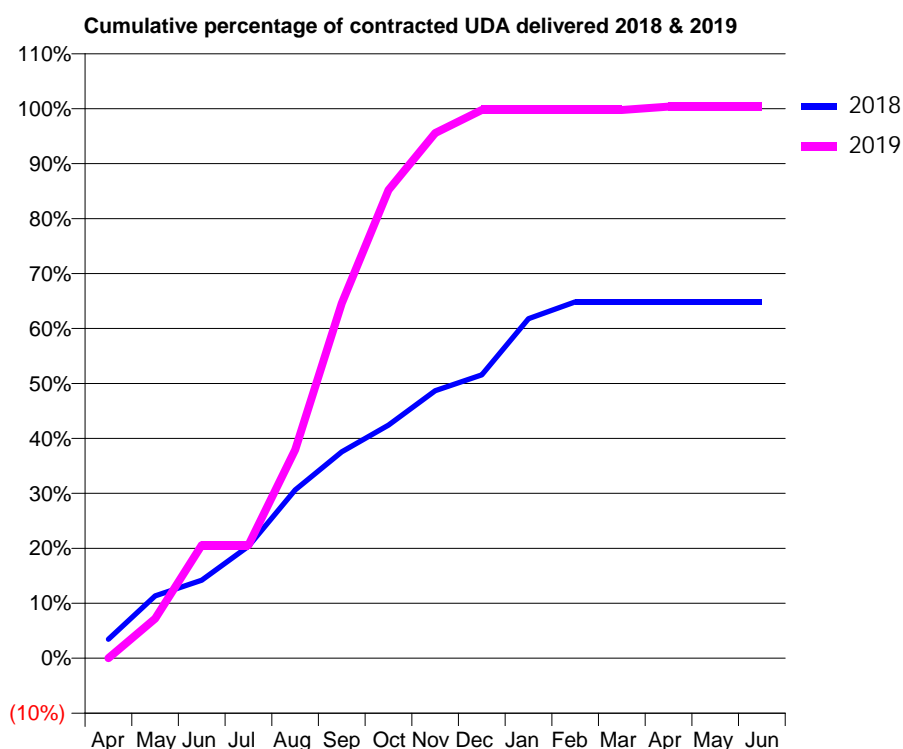
18/19 Contracted general activity (UDA)	166
Carry forward general activity (UDA)	0
18/19 Contracted orthodontic activity (UOA)	0
Carry forward orthodontic activity (UOA)	0
Baseline contract value	£3,981.03

ACCESS*

Patients seen in 24 months	Total	Change since previous quarter
Quarter ending March 2018	168	
Quarter ending June 2018	102	↓
Quarter ending September 2018	136	↑
Quarter ending December 2018	129	↓
Quarter ending March 2019	78	↓
Variance since March 2018	(53.6%)	↓



ACTIVITY



Month	Adjusted Scheduled Activity (UDA)	
	2018	2019
April	23	0
May	75	12
June	94	34
July	135	34
August	203	63
September	249	107
October	282	141
November	323	159
December	342	166
January	410	166
February	430	166
March	430	166
April	430	167
May	430	167
June	430	167

QUALITY

	Quantity	Base Number	Contract	AT	Region	England
% of FP17s for the same patient ID Re-attending within 3 months - Children	1	75	1.3%	9.6%	11.3%	11.8%
% of FP17s for the same patient ID Re-attending within 3 months - Adults	0	32	0.0%	15.2%	15.4%	15.7%
% of FP17s for the same patient ID Re-attending between 3 & 9 months - Children	0	75	0.0%	60.2%	61.3%	58.9%
% of FP17s for the same patient ID Re-attending between 3 & 9 months - Adults	0	32	0.0%	51.3%	52.1%	50.8%
% of FP17s for Band 1 Urgent Courses	8	108	7.4%	9.5%	9.5%	9.1%
% of FP17s Relating to Free Repair or Replacements	0	108	0.0%	0.5%	0.6%	0.8%
% of FP17s Relating to Continuations	0	108	0.0%	0.8%	0.8%	0.9%
% of Patients satisfied with the dentistry they have received	0	0	N/A	92.4%	92.4%	92.5%
% of Patients satisfied with the time they had to wait for an appointment	0	0	N/A	88.4%	86.3%	87.0%

* This is based on patients treated on this contract for their most recent course of treatment. Figures in italics indicate the base number of FP17s or Patient Questionnaire responses are less than 100. N/A is shown where the base number of responses is less than 10 during the period. % is calculated as Quantity/Base number*100

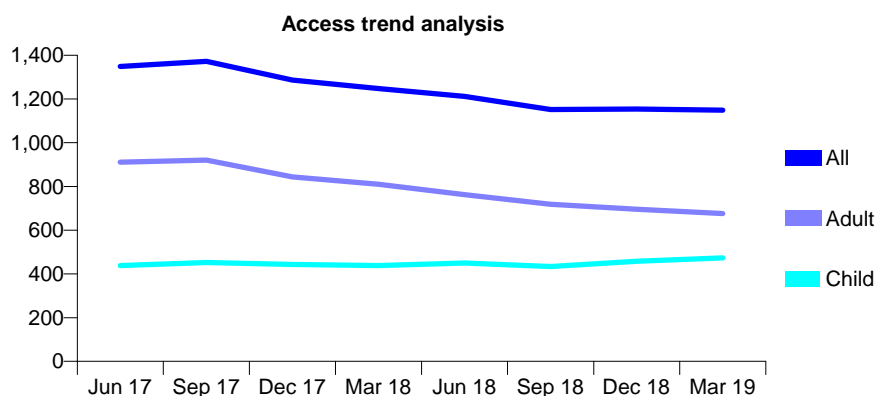
Q68 - Vital Signs At a Glance Contract Report for 324213/0001 - Year end March 2019

Name or company name	Abraham Askari-Yagane
Contract type name	GDS Contract
Purpose of contract	General
Contract start date	01/04/2006
Contract end date	

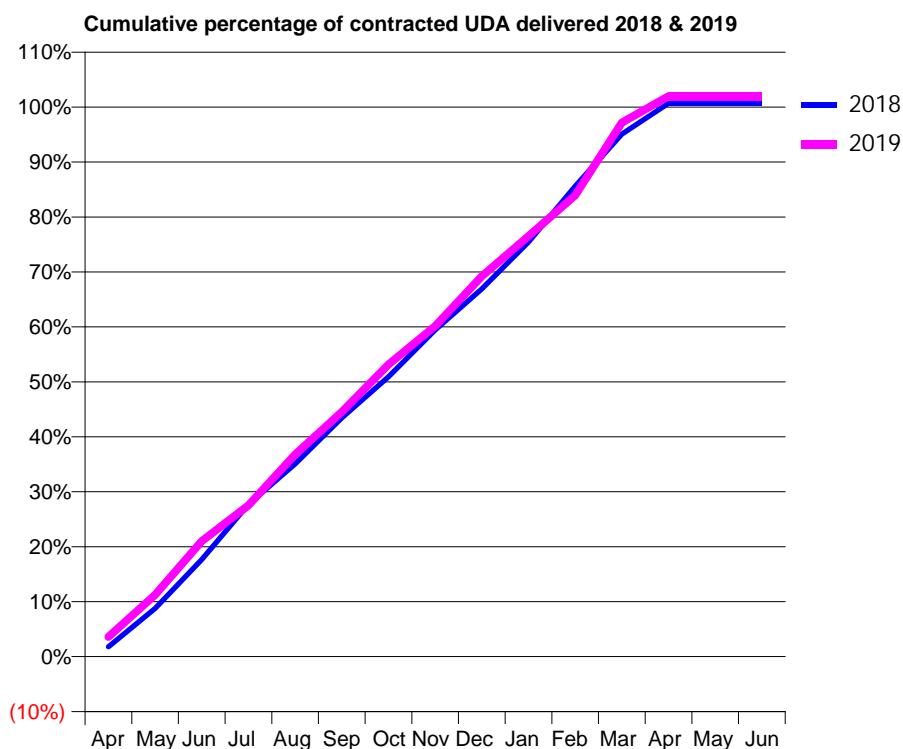
18/19 Contracted general activity (UDA)	3,561
Carry forward general activity (UDA)	0
18/19 Contracted orthodontic activity (UOA)	0
Carry forward orthodontic activity (UOA)	0
Baseline contract value	£88,223.02

ACCESS*

Patients seen in 24 months	Total	Change since previous quarter
Quarter ending March 2018	1,248	
Quarter ending June 2018	1,212	↓
Quarter ending September 2018	1,152	↓
Quarter ending December 2018	1,154	→
Quarter ending March 2019	1,149	→
Variance since March 2018	(7.9%)	↓



ACTIVITY



Month	Adjusted Scheduled Activity (UDA)	
	2018	2019
April	63	128
May	312	401
June	630	749
July	987	980
August	1,249	1,311
September	1,547	1,585
October	1,814	1,893
November	2,116	2,142
December	2,383	2,465
January	2,686	2,725
February	3,049	2,989
March	3,385	3,459
April	3,586	3,631
May	3,586	3,631
June	3,586	3,631

QUALITY

	Quantity	Base Number	Contract	AT	Region	England
% of FP17s for the same patient ID Re-attending within 3 months - Children	27	735	3.7%	9.6%	11.3%	11.8%
% of FP17s for the same patient ID Re-attending within 3 months - Adults	67	932	7.2%	15.2%	15.4%	15.7%
% of FP17s for the same patient ID Re-attending between 3 & 9 months - Children	467	735	63.5%	60.2%	61.3%	58.9%
% of FP17s for the same patient ID Re-attending between 3 & 9 months - Adults	587	932	63.0%	51.3%	52.1%	50.8%
% of FP17s for Band 1 Urgent Courses	70	1,655	4.2%	9.5%	9.5%	9.1%
% of FP17s Relating to Free Repair or Replacements	0	1,655	0.0%	0.5%	0.6%	0.8%
% of FP17s Relating to Continuations	2	1,655	0.1%	0.8%	0.8%	0.9%
% of Patients satisfied with the dentistry they have received	1	1	N/A	92.4%	92.4%	92.5%
% of Patients satisfied with the time they had to wait for an appointment	1	1	N/A	88.4%	86.3%	87.0%

* This is based on patients treated on this contract for their most recent course of treatment. Figures in italics indicate the base number of FP17s or Patient Questionnaire responses are less than 100. N/A is shown where the base number of responses is less than 10 during the period. % is calculated as Quantity/Base number*100

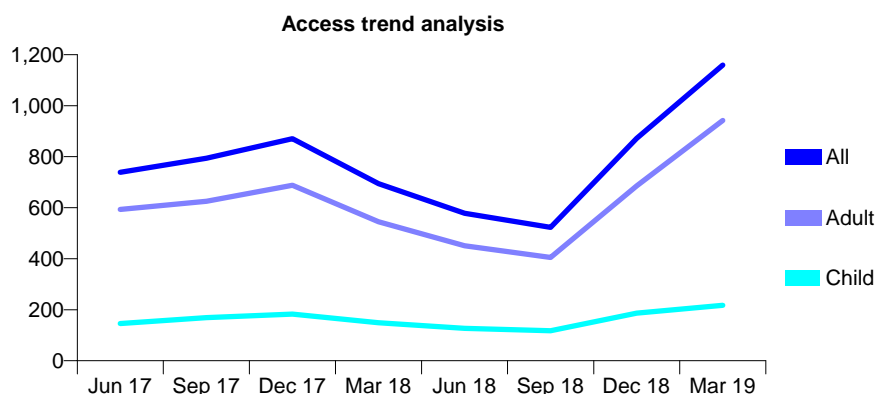
Q68 - Vital Signs At a Glance Contract Report for 324477/0001 - Year end March 2019

Name or company name	Montpelier Dental Care
Contract type name	GDS Contract
Purpose of contract	General
Contract start date	01/04/2006
Contract end date	

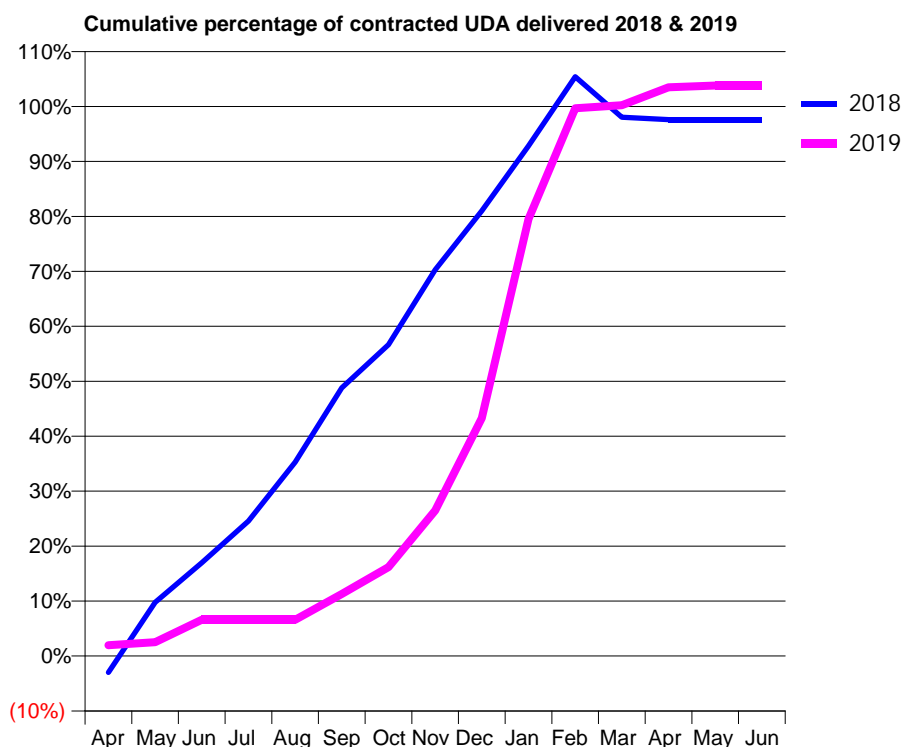
18/19 Contracted general activity (UDA)	2,932
Carry forward general activity (UDA)	70
18/19 Contracted orthodontic activity (UOA)	0
Carry forward orthodontic activity (UOA)	0
Baseline contract value	£95,895.32

ACCESS*

Patients seen in 24 months	Total	Change since previous quarter
Quarter ending March 2018	694	
Quarter ending June 2018	578	↓
Quarter ending September 2018	523	↓
Quarter ending December 2018	872	↑
Quarter ending March 2019	1,159	↑
Variance since March 2018	67.0%	↑



ACTIVITY



Month	Adjusted Scheduled Activity (UDA)	
	2018	2019
April	-87	58
May	285	73
June	496	193
July	719	193
August	1,032	193
September	1,427	331
October	1,657	474
November	2,056	776
December	2,369	1,269
January	2,715	2,331
February	3,083	2,923
March	2,868	2,939
April	2,855	3,034
May	2,855	3,043
June	2,855	3,043

QUALITY

	Quantity	Base Number	Contract	AT	Region	England
% of FP17s for the same patient ID Re-attending within 3 months - Children	8	235	3.4%	9.6%	11.3%	11.8%
% of FP17s for the same patient ID Re-attending within 3 months - Adults	82	1,088	7.5%	15.2%	15.4%	15.7%
% of FP17s for the same patient ID Re-attending between 3 & 9 months - Children	2	235	0.9%	60.2%	61.3%	58.9%
% of FP17s for the same patient ID Re-attending between 3 & 9 months - Adults	40	1,088	3.7%	51.3%	52.1%	50.8%
% of FP17s for Band 1 Urgent Courses	201	1,365	14.7%	9.5%	9.5%	9.1%
% of FP17s Relating to Free Repair or Replacements	4	1,365	0.3%	0.5%	0.6%	0.8%
% of FP17s Relating to Continuations	15	1,365	1.1%	0.8%	0.8%	0.9%
% of Patients satisfied with the dentistry they have received	0	0	N/A	92.4%	92.4%	92.5%
% of Patients satisfied with the time they had to wait for an appointment	0	0	N/A	88.4%	86.3%	87.0%

* This is based on patients treated on this contract for their most recent course of treatment. Figures in italics indicate the base number of FP17s or Patient Questionnaire responses are less than 100. N/A is shown where the base number of responses is less than 10 during the period. % is calculated as Quantity/Base number*100

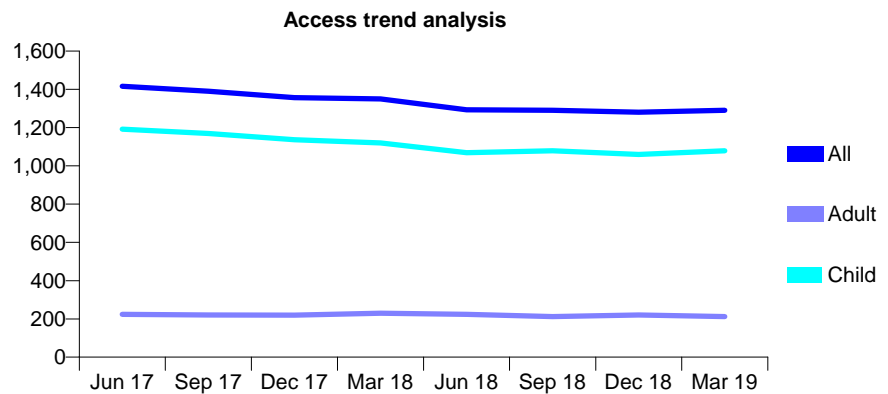
Q68 - Vital Signs At a Glance Contract Report for 324655/0001 - Year end March 2019

Name or company name	MRS SC TAYLOR
Contract type name	GDS Contract
Purpose of contract	General
Contract start date	01/04/2006
Contract end date	

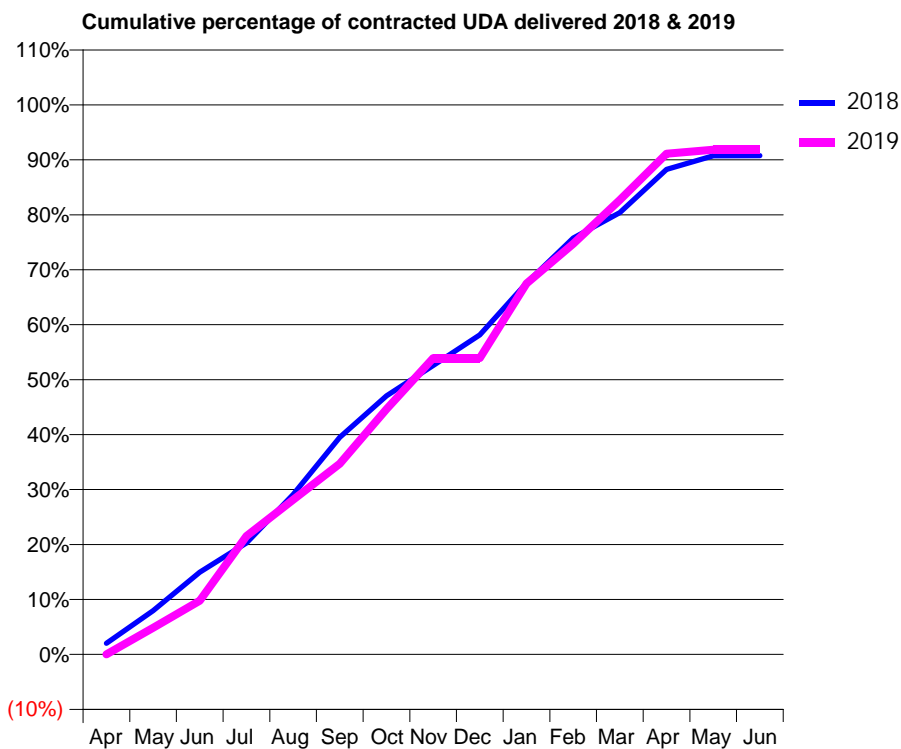
18/19 Contracted general activity (UDA)	2,221
Carry forward general activity (UDA)	0
18/19 Contracted orthodontic activity (UOA)	0
Carry forward orthodontic activity (UOA)	0
Baseline contract value	£54,684.57

ACCESS*

Patients seen in 24 months	Total	Change since previous quarter
Quarter ending March 2018	1,350	
Quarter ending June 2018	1,293	↓
Quarter ending September 2018	1,291	→
Quarter ending December 2018	1,280	→
Quarter ending March 2019	1,291	→
Variance since March 2018	(4.4%)	↓



ACTIVITY



Month	2018	2019
April	45	0
May	177	108
June	332	217
July	450	478
August	647	625
September	877	771
October	1,045	992
November	1,168	1,197
December	1,292	1,197
January	1,501	1,499
February	1,683	1,659
March	1,785	1,837
April	1,960	2,024
May	2,015	2,040
June	2,016	2,040

QUALITY

	Quantity	Base Number	Contract	AT	Region	England
% of FP17s for the same patient ID Re-attending within 3 months - Children	78	1,488	5.2%	9.6%	11.3%	11.8%
% of FP17s for the same patient ID Re-attending within 3 months - Adults	4	99	4.0%	15.2%	15.4%	15.7%
% of FP17s for the same patient ID Re-attending between 3 & 9 months - Children	856	1,488	57.5%	60.2%	61.3%	58.9%
% of FP17s for the same patient ID Re-attending between 3 & 9 months - Adults	52	99	52.5%	51.3%	52.1%	50.8%
% of FP17s for Band 1 Urgent Courses	64	1,570	4.1%	9.5%	9.5%	9.1%
% of FP17s Relating to Free Repair or Replacements	0	1,570	0.0%	0.5%	0.6%	0.8%
% of FP17s Relating to Continuations	0	1,570	0.0%	0.8%	0.8%	0.9%
% of Patients satisfied with the dentistry they have received	1	1	N/A	92.4%	92.4%	92.5%
% of Patients satisfied with the time they had to wait for an appointment	1	1	N/A	88.4%	86.3%	87.0%

* This is based on patients treated on this contract for their most recent course of treatment. Figures in italics indicate the base number of FP17s or Patient Questionnaire responses are less than 100. N/A is shown where the base number of responses is less than 10 during the period. % is calculated as Quantity/Base number*100

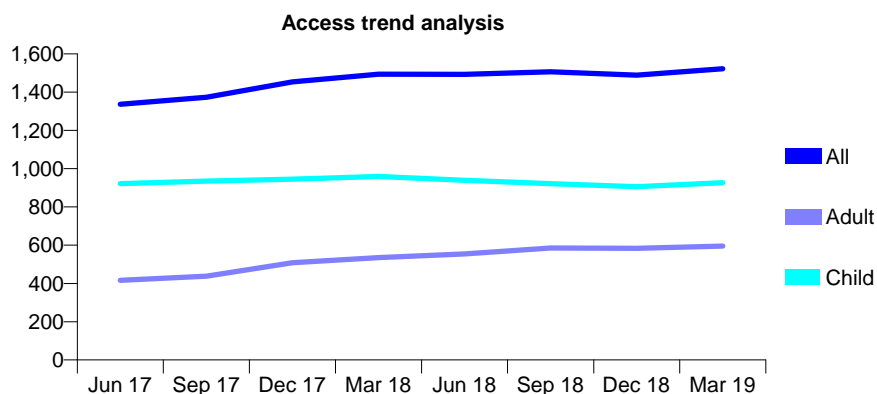
Q68 - Vital Signs At a Glance Contract Report for 325422/0001 - Year end March 2019

Name or company name	MR AM HOPKINS
Contract type name	GDS Contract
Purpose of contract	General
Contract start date	01/04/2006
Contract end date	

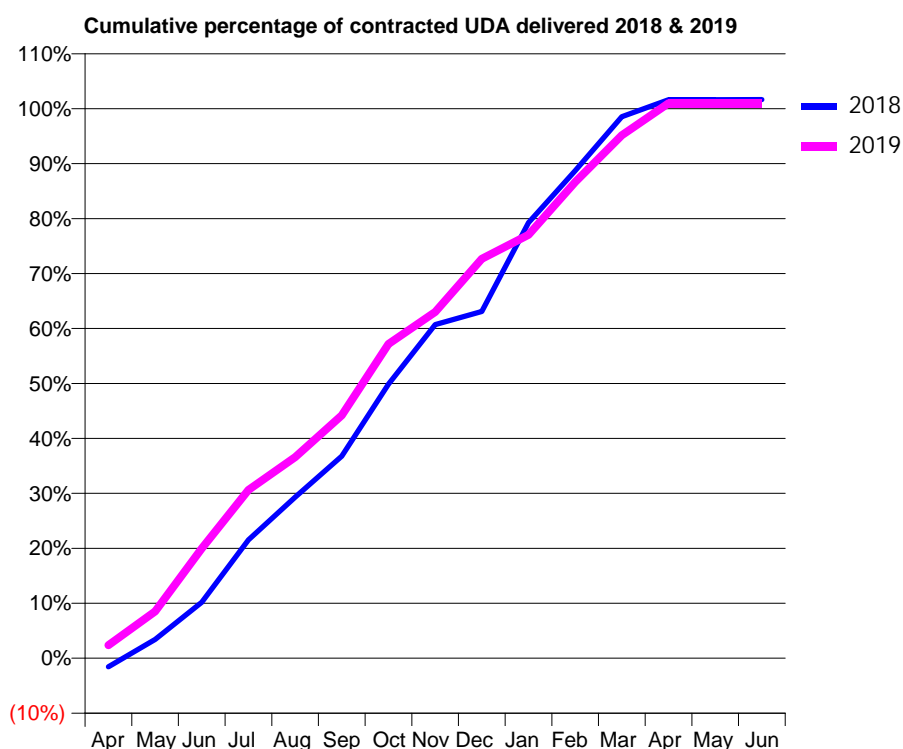
18/19 Contracted general activity (UDA)	3,200
Carry forward general activity (UDA)	0
18/19 Contracted orthodontic activity (UOA)	0
Carry forward orthodontic activity (UOA)	0
Baseline contract value	£90,946.08

ACCESS*

Patients seen in 24 months	Total	Change since previous quarter
Quarter ending March 2018	1,494	
Quarter ending June 2018	1,493	→
Quarter ending September 2018	1,506	→
Quarter ending December 2018	1,489	↓
Quarter ending March 2019	1,522	↑
Variance since March 2018	1.9%	→



ACTIVITY



Month	2018	2019
April	-50	76
May	110	273
June	325	639
July	689	980
August	938	1,171
September	1,177	1,415
October	1,596	1,830
November	1,942	2,016
December	2,019	2,326
January	2,536	2,465
February	2,840	2,773
March	3,153	3,045
April	3,252	3,231
May	3,252	3,231
June	3,253	3,231

QUALITY

	Quantity	Base Number	Contract	AT	Region	England
% of FP17s for the same patient ID Re-attending within 3 months - Children	118	1,447	8.2%	9.6%	11.3%	11.8%
% of FP17s for the same patient ID Re-attending within 3 months - Adults	95	469	20.3%	15.2%	15.4%	15.7%
% of FP17s for the same patient ID Re-attending between 3 & 9 months - Children	950	1,447	65.7%	60.2%	61.3%	58.9%
% of FP17s for the same patient ID Re-attending between 3 & 9 months - Adults	160	469	34.1%	51.3%	52.1%	50.8%
% of FP17s for Band 1 Urgent Courses	181	1,962	9.2%	9.5%	9.5%	9.1%
% of FP17s Relating to Free Repair or Replacements	50	1,962	2.5%	0.5%	0.6%	0.8%
% of FP17s Relating to Continuations	3	1,962	0.2%	0.8%	0.8%	0.9%
% of Patients satisfied with the dentistry they have received	0	0	N/A	92.4%	92.4%	92.5%
% of Patients satisfied with the time they had to wait for an appointment	0	0	N/A	88.4%	86.3%	87.0%

* This is based on patients treated on this contract for their most recent course of treatment. Figures in italics indicate the base number of FP17s or Patient Questionnaire responses are less than 100. N/A is shown where the base number of responses is less than 10 during the period. % is calculated as Quantity/Base number*100

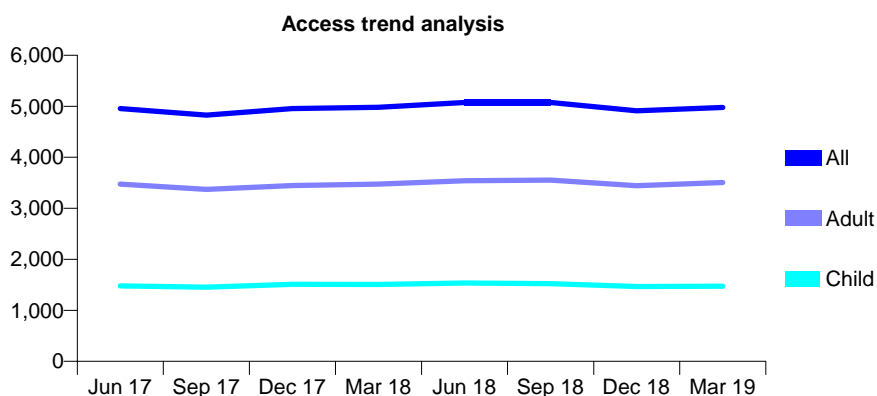
Q68 - Vital Signs At a Glance Contract Report for 325902/0001 - Year end March 2019

Name or company name	AJ Dental Group
Contract type name	GDS Contract
Purpose of contract	General
Contract start date	01/04/2006
Contract end date	

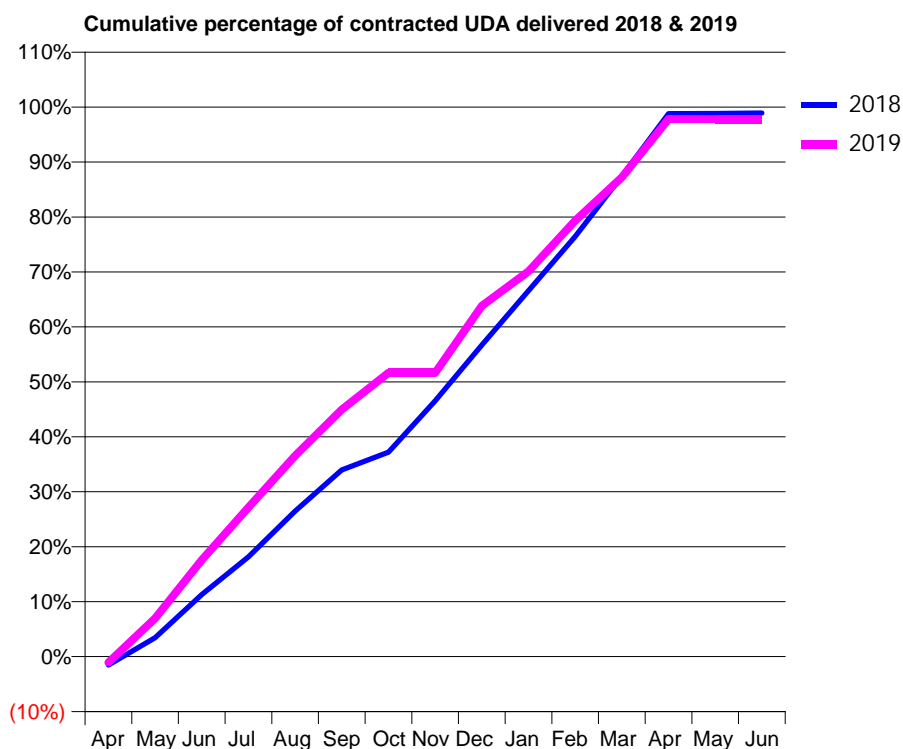
18/19 Contracted general activity (UDA)	15,612
Carry forward general activity (UDA)	170
18/19 Contracted orthodontic activity (UOA)	0
Carry forward orthodontic activity (UOA)	0
Baseline contract value	£380,818.39

ACCESS*

Patients seen in 24 months	Total	Change since previous quarter
Quarter ending March 2018	4,983	
Quarter ending June 2018	5,077	→
Quarter ending September 2018	5,075	→
Quarter ending December 2018	4,910	↓
Quarter ending March 2019	4,976	→
Variance since March 2018	(0.1%)	→



ACTIVITY



Month	Adjusted Scheduled Activity (UDA)	
	2018	2019
April	-239	-170
May	538	1,089
June	1,763	2,745
July	2,836	4,243
August	4,135	5,708
September	5,306	7,019
October	5,809	8,064
November	7,267	8,064
December	8,848	9,967
January	10,397	10,947
February	11,936	12,385
March	13,650	13,616
April	15,425	15,273
May	15,429	15,270
June	15,442	15,271

QUALITY

	Quantity	Base Number	Contract	AT	Region	England
% of FP17s for the same patient ID Re-attending within 3 months - Children	211	2,355	9.0%	9.6%	11.3%	11.8%
% of FP17s for the same patient ID Re-attending within 3 months - Adults	896	5,212	17.2%	15.2%	15.4%	15.7%
% of FP17s for the same patient ID Re-attending between 3 & 9 months - Children	1,502	2,355	63.8%	60.2%	61.3%	58.9%
% of FP17s for the same patient ID Re-attending between 3 & 9 months - Adults	3,070	5,212	58.9%	51.3%	52.1%	50.8%
% of FP17s for Band 1 Urgent Courses	832	7,485	11.1%	9.5%	9.5%	9.1%
% of FP17s Relating to Free Repair or Replacements	126	7,485	1.7%	0.5%	0.6%	0.8%
% of FP17s Relating to Continuations	0	7,485	0.0%	0.8%	0.8%	0.9%
% of Patients satisfied with the dentistry they have received	2	2	N/A	92.4%	92.4%	92.5%
% of Patients satisfied with the time they had to wait for an appointment	2	2	N/A	88.4%	86.3%	87.0%

* This is based on patients treated on this contract for their most recent course of treatment. Figures in italics indicate the base number of FP17s or Patient Questionnaire responses are less than 100. N/A is shown where the base number of responses is less than 10 during the period. % is calculated as Quantity/Base number*100

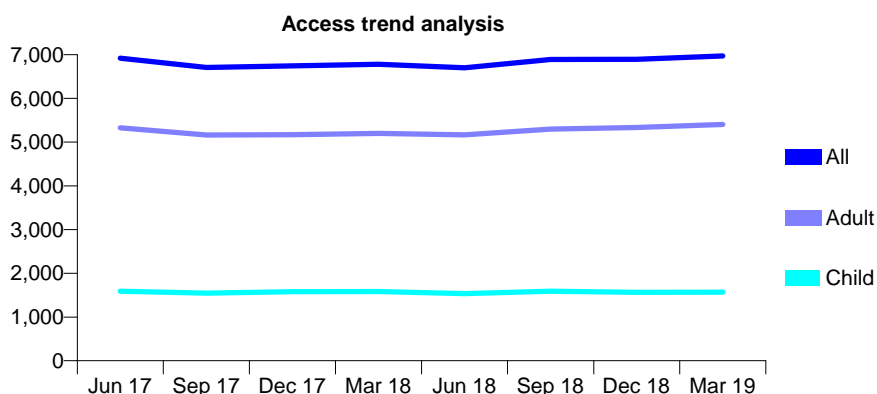
Q68 - Vital Signs At a Glance Contract Report for 325902/0002 - Year end March 2019

Name or company name	AJ Dental Group
Contract type name	GDS Contract
Purpose of contract	General
Contract start date	01/04/2006
Contract end date	

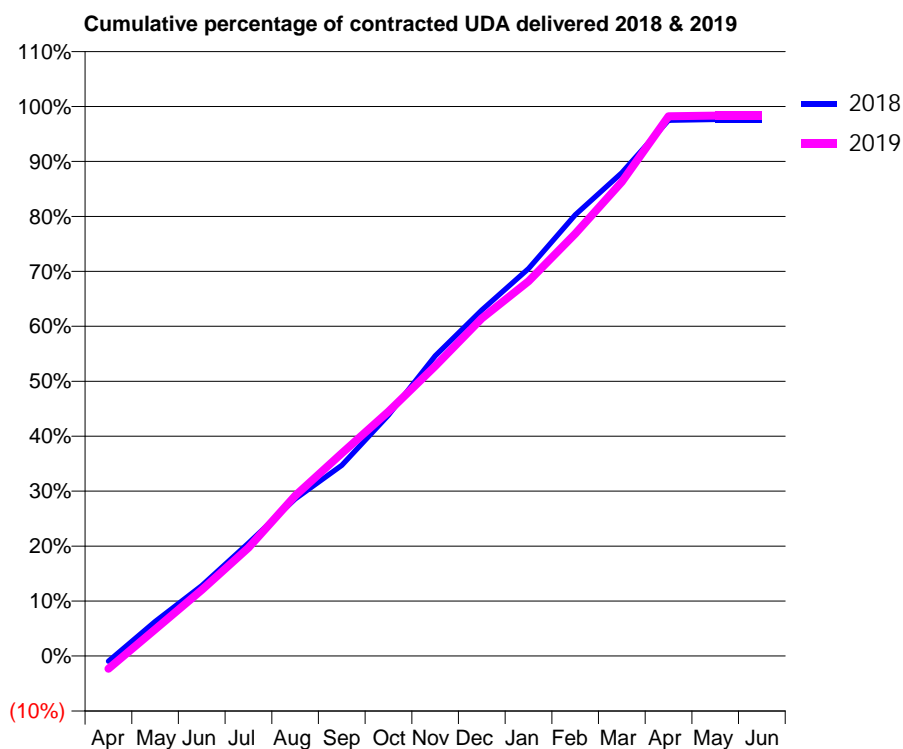
18/19 Contracted general activity (UDA)	23,284
Carry forward general activity (UDA)	548
18/19 Contracted orthodontic activity (UOA)	0
Carry forward orthodontic activity (UOA)	0
Baseline contract value	£612,605.34

ACCESS*

Patients seen in 24 months	Total	Change since previous quarter
Quarter ending March 2018	6,783	
Quarter ending June 2018	6,701	↓
Quarter ending September 2018	6,890	↑
Quarter ending December 2018	6,894	→
Quarter ending March 2019	6,972	→
Variance since March 2018	2.8%	↑



ACTIVITY



Month	Adjusted Scheduled Activity (UDA)	
	2018	2019
April	-222	-548
May	1,460	1,128
June	2,981	2,802
July	4,780	4,592
August	6,659	6,795
September	8,085	8,593
October	10,206	10,362
November	12,717	12,279
December	14,659	14,302
January	16,414	15,883
February	18,688	17,892
March	20,474	20,091
April	22,699	22,871
May	22,736	22,890
June	22,736	22,899

QUALITY

	Quantity	Base Number	Contract	AT	Region	England
% of FP17s for the same patient ID Re-attending within 3 months - Children	185	2,574	7.2%	9.6%	11.3%	11.8%
% of FP17s for the same patient ID Re-attending within 3 months - Adults	1,146	8,272	13.9%	15.2%	15.4%	15.7%
% of FP17s for the same patient ID Re-attending between 3 & 9 months - Children	1,642	2,574	63.8%	60.2%	61.3%	58.9%
% of FP17s for the same patient ID Re-attending between 3 & 9 months - Adults	5,152	8,272	62.3%	51.3%	52.1%	50.8%
% of FP17s for Band 1 Urgent Courses	1,080	10,929	9.9%	9.5%	9.5%	9.1%
% of FP17s Relating to Free Repair or Replacements	126	10,929	1.2%	0.5%	0.6%	0.8%
% of FP17s Relating to Continuations	12	10,929	0.1%	0.8%	0.8%	0.9%
% of Patients satisfied with the dentistry they have received	1	1	N/A	92.4%	92.4%	92.5%
% of Patients satisfied with the time they had to wait for an appointment	1	1	N/A	88.4%	86.3%	87.0%

* This is based on patients treated on this contract for their most recent course of treatment.

Figures in italics indicate the base number of FP17s or Patient Questionnaire responses are less than 100. N/A is shown where the base number of responses is less than 10 during the period. % is calculated as Quantity/Base number*100

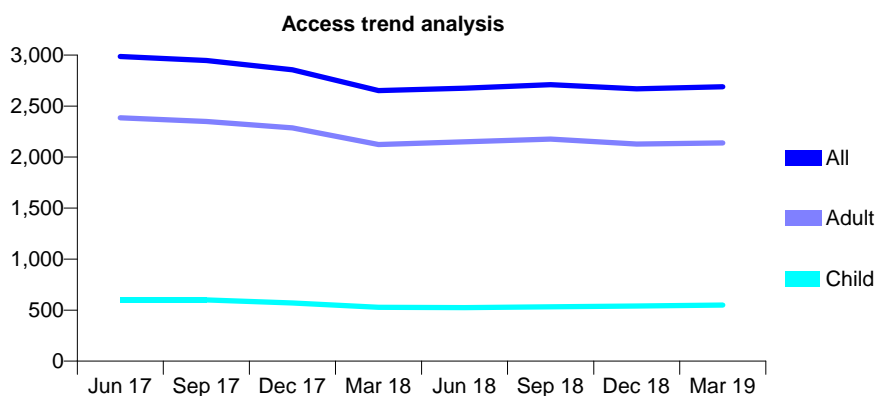
Q68 - Vital Signs At a Glance Contract Report for 326011/0001 - Year end March 2019

Name or company name	Firs Dental Surgery Partnership
Contract type name	GDS Contract
Purpose of contract	General
Contract start date	01/04/2006
Contract end date	

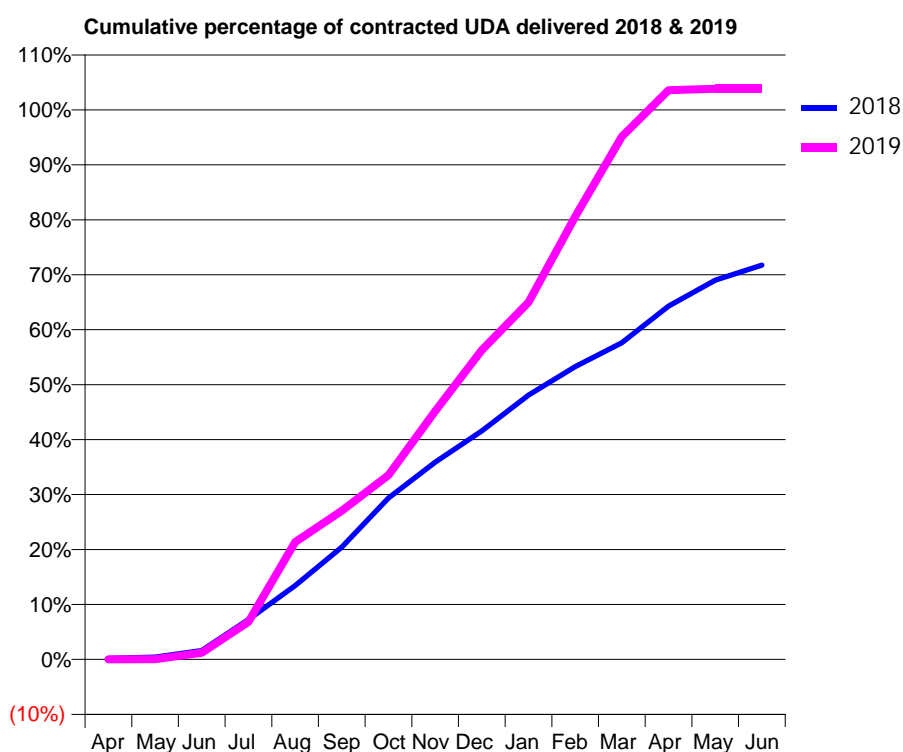
18/19 Contracted general activity (UDA)	9,700
Carry forward general activity (UDA)	0
18/19 Contracted orthodontic activity (UOA)	0
Carry forward orthodontic activity (UOA)	0
Baseline contract value	£225,140.68

ACCESS*

Patients seen in 24 months	Total	Change since previous quarter
Quarter ending March 2018	2,651	
Quarter ending June 2018	2,675	→
Quarter ending September 2018	2,710	→
Quarter ending December 2018	2,668	↓
Quarter ending March 2019	2,689	→
Variance since March 2018	1.4%	→



ACTIVITY



Month	Adjusted Scheduled Activity (UDA)	
	2018	2019
April	21	0
May	44	3
June	167	118
July	748	663
August	1,386	2,074
September	2,105	2,624
October	3,025	3,252
November	3,699	4,383
December	4,283	5,461
January	4,955	6,306
February	5,487	7,819
March	5,934	9,228
April	6,623	10,045
May	7,107	10,070
June	7,390	10,070

QUALITY

	Quantity	Base Number	Contract	AT	Region	England
% of FP17s for the same patient ID Re-attending within 3 months - Children	45	742	6.1%	9.6%	11.3%	11.8%
% of FP17s for the same patient ID Re-attending within 3 months - Adults	376	3,058	12.3%	15.2%	15.4%	15.7%
% of FP17s for the same patient ID Re-attending between 3 & 9 months - Children	352	742	47.4%	60.2%	61.3%	58.9%
% of FP17s for the same patient ID Re-attending between 3 & 9 months - Adults	1,526	3,058	49.9%	51.3%	52.1%	50.8%
% of FP17s for Band 1 Urgent Courses	252	3,242	7.8%	9.5%	9.5%	9.1%
% of FP17s Relating to Free Repair or Replacements	17	3,242	0.5%	0.5%	0.6%	0.8%
% of FP17s Relating to Continuations	0	3,242	0.0%	0.8%	0.8%	0.9%
% of Patients satisfied with the dentistry they have received	1	1	N/A	92.4%	92.4%	92.5%
% of Patients satisfied with the time they had to wait for an appointment	1	1	N/A	88.4%	86.3%	87.0%

* This is based on patients treated on this contract for their most recent course of treatment. Figures in italics indicate the base number of FP17s or Patient Questionnaire responses are less than 100. N/A is shown where the base number of responses is less than 10 during the period. % is calculated as Quantity/Base number*100

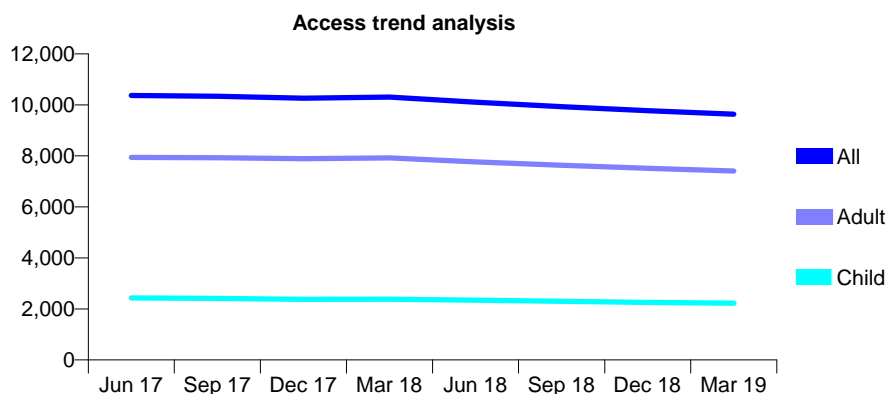
Q68 - Vital Signs At a Glance Contract Report for 331279/0002 - Year end March 2019

Name or company name	Battle Road Dental Practice
Contract type name	GDS Contract
Purpose of contract	General
Contract start date	01/04/2008
Contract end date	

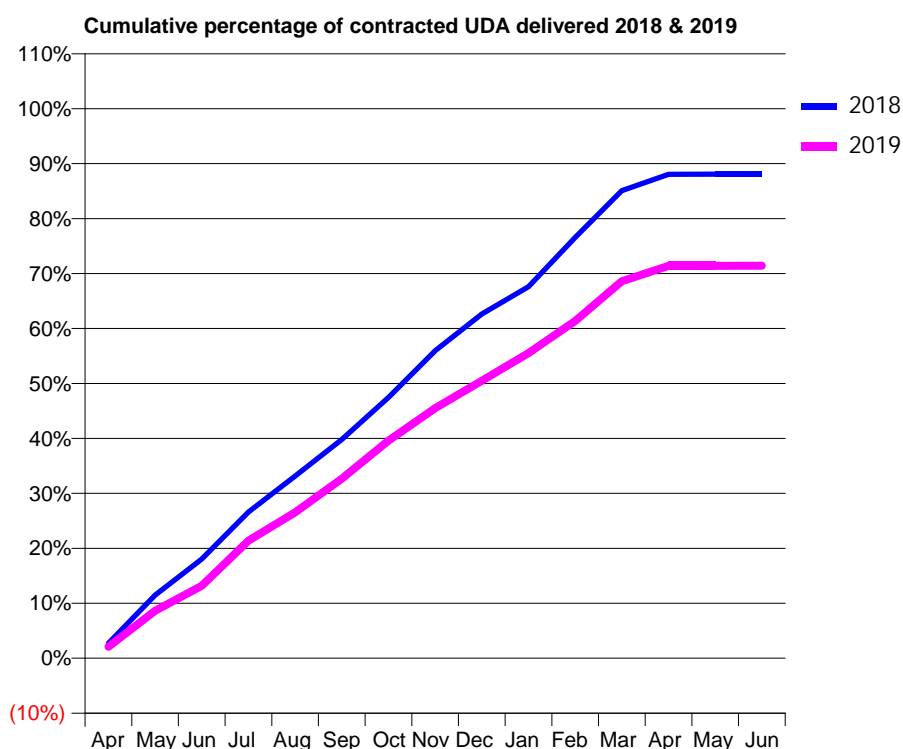
18/19 Contracted general activity (UDA)	30,290
Carry forward general activity (UDA)	0
18/19 Contracted orthodontic activity (UOA)	0
Carry forward orthodontic activity (UOA)	0
Baseline contract value	£828,415.04

ACCESS*

Patients seen in 24 months	Total	Change since previous quarter
Quarter ending March 2018	10,301	
Quarter ending June 2018	10,106	↓
Quarter ending September 2018	9,932	↓
Quarter ending December 2018	9,770	↓
Quarter ending March 2019	9,633	↓
Variance since March 2018	(6.5%)	↓



ACTIVITY



Month	2018	2019
April	828	628
May	3,478	2,615
June	5,464	3,997
July	8,063	6,480
August	10,042	8,036
September	12,055	9,900
October	14,377	11,995
November	16,944	13,782
December	18,966	15,293
January	20,483	16,821
February	23,193	18,596
March	25,776	20,775
April	26,674	21,628
May	26,676	21,632
June	26,676	21,633

QUALITY

	Quantity	Base Number	Contract	AT	Region	England
% of FP17s for the same patient ID Re-attending within 3 months - Children	258	3,263	7.9%	9.6%	11.3%	11.8%
% of FP17s for the same patient ID Re-attending within 3 months - Adults	1,574	10,218	15.4%	15.2%	15.4%	15.7%
% of FP17s for the same patient ID Re-attending between 3 & 9 months - Children	2,086	3,263	63.9%	60.2%	61.3%	58.9%
% of FP17s for the same patient ID Re-attending between 3 & 9 months - Adults	5,849	10,218	57.2%	51.3%	52.1%	50.8%
% of FP17s for Band 1 Urgent Courses	1,610	12,186	13.2%	9.5%	9.5%	9.1%
% of FP17s Relating to Free Repair or Replacements	104	12,186	0.9%	0.5%	0.6%	0.8%
% of FP17s Relating to Continuations	60	12,186	0.5%	0.8%	0.8%	0.9%
% of Patients satisfied with the dentistry they have received	7	8	N/A	92.4%	92.4%	92.5%
% of Patients satisfied with the time they had to wait for an appointment	7	8	N/A	88.4%	86.3%	87.0%

* This is based on patients treated on this contract for their most recent course of treatment. Figures in italics indicate the base number of FP17s or Patient Questionnaire responses are less than 100. N/A is shown where the base number of responses is less than 10 during the period. % is calculated as Quantity/Base number*100

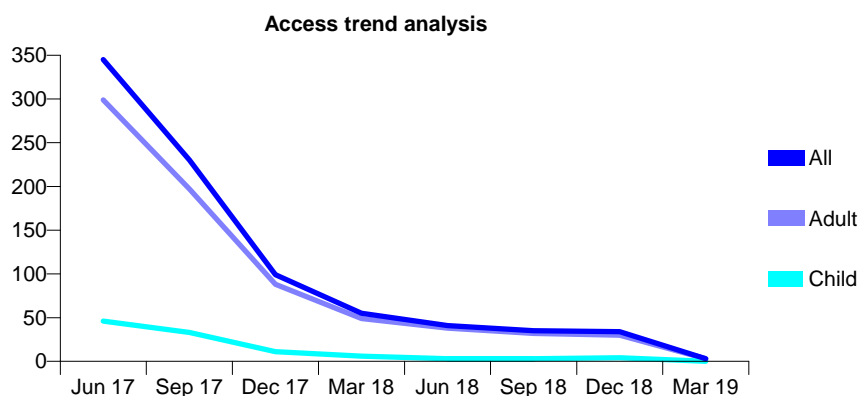
Q68 - Vital Signs At a Glance Contract Report for 331279/0005 - Year end March 2019

Name or company name	Battle Road Dental Practice
Contract type name	GDS Contract
Purpose of contract	General
Contract start date	01/04/2012
Contract end date	

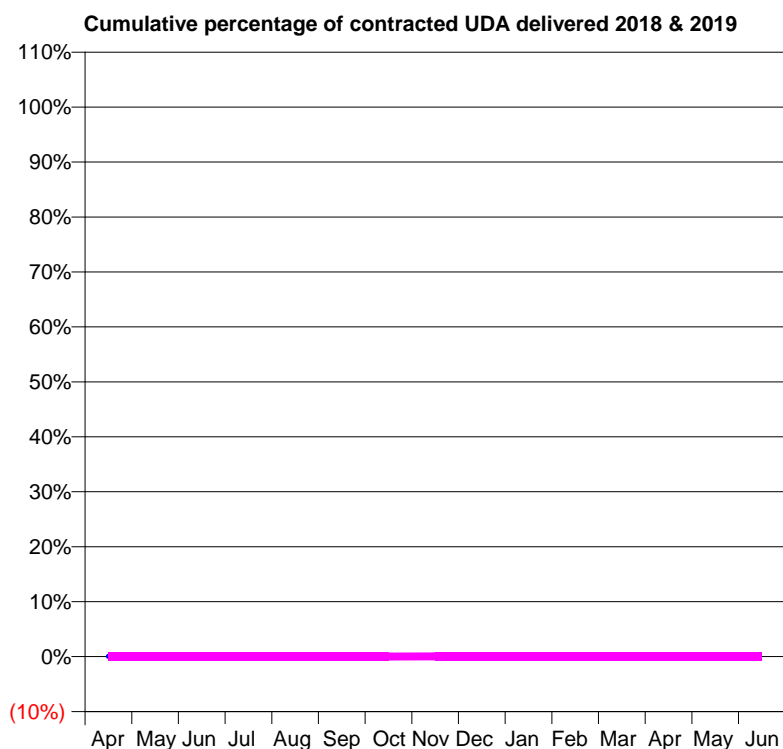
18/19 Contracted general activity (UDA)	4,939
Carry forward general activity (UDA)	0
18/19 Contracted orthodontic activity (UOA)	0
Carry forward orthodontic activity (UOA)	0
Baseline contract value	£114,831.62

ACCESS*

Patients seen in 24 months	Total	Change since previous quarter
Quarter ending March 2018	55	
Quarter ending June 2018	41	↓
Quarter ending September 2018	35	↓
Quarter ending December 2018	34	↓
Quarter ending March 2019	3	↓
Variance since March 2018	(94.5%)	↓



ACTIVITY



Month	Adjusted Scheduled Activity (UDA)	
	2018	2019
April	3	0
May	7	0
June	7	0
July	7	0
August	7	0
September	7	0
October	7	0
November	8	3
December	9	3
January	9	3
February	10	3
March	10	3
April	10	3
May	10	3
June	10	3

QUALITY

	Quantity	Base Number	Contract	AT	Region	England
% of FP17s for the same patient ID Re-attending within 3 months - Children	0	0	N/A	9.6%	11.3%	11.8%
% of FP17s for the same patient ID Re-attending within 3 months - Adults	0	1	0.0%	15.2%	15.4%	15.7%
% of FP17s for the same patient ID Re-attending between 3 & 9 months - Children	0	0	N/A	60.2%	61.3%	58.9%
% of FP17s for the same patient ID Re-attending between 3 & 9 months - Adults	0	1	0.0%	51.3%	52.1%	50.8%
% of FP17s for Band 1 Urgent Courses	0	1	0.0%	9.5%	9.5%	9.1%
% of FP17s Relating to Free Repair or Replacements	1	1	100.0%	0.5%	0.6%	0.8%
% of FP17s Relating to Continuations	0	1	0.0%	0.8%	0.8%	0.9%
% of Patients satisfied with the dentistry they have received	0	0	N/A	92.4%	92.4%	92.5%
% of Patients satisfied with the time they had to wait for an appointment	0	0	N/A	88.4%	86.3%	87.0%

* This is based on patients treated on this contract for their most recent course of treatment. Figures in italics indicate the base number of FP17s or Patient Questionnaire responses are less than 100. N/A is shown where the base number of responses is less than 10 during the period. % is calculated as Quantity/Base number*100

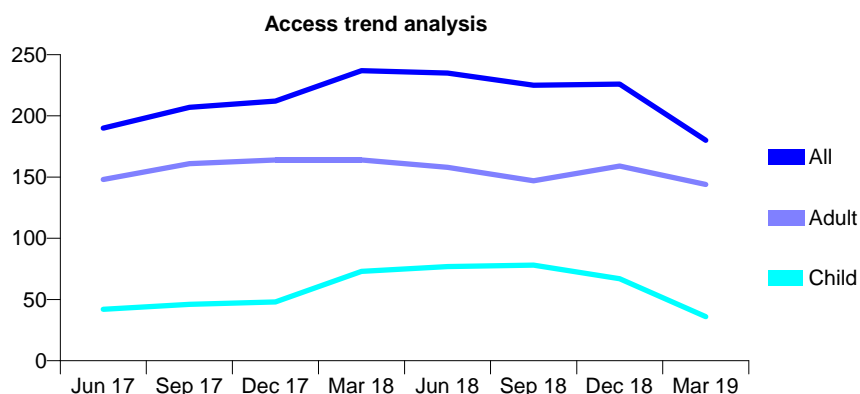
Q68 - Vital Signs At a Glance Contract Report for 331910/0001 - Year end March 2019

Name or company name	MRS RV EVANS
Contract type name	GDS Contract
Purpose of contract	General
Contract start date	01/06/2006
Contract end date	

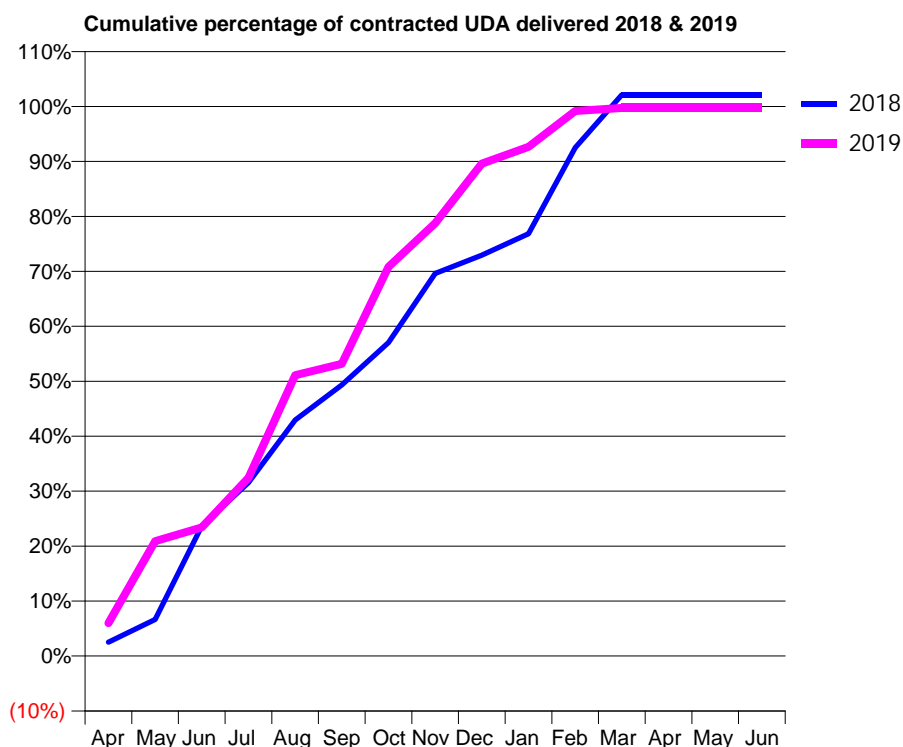
18/19 Contracted general activity (UDA)	720
Carry forward general activity (UDA)	0
18/19 Contracted orthodontic activity (UOA)	0
Carry forward orthodontic activity (UOA)	0
Baseline contract value	£20,985.38

ACCESS*

Patients seen in 24 months	Total	Change since previous quarter
Quarter ending March 2018	237	
Quarter ending June 2018	235	→
Quarter ending September 2018	225	↓
Quarter ending December 2018	226	→
Quarter ending March 2019	180	↓
Variance since March 2018	(24.1%)	↓



ACTIVITY



Month	Adjusted Scheduled Activity (UDA)	
	2018	2019
April	18	43
May	48	151
June	170	169
July	227	234
August	309	368
September	355	383
October	411	510
November	501	567
December	525	645
January	553	667
February	666	714
March	735	718
April	735	718
May	735	718
June	735	718

QUALITY

	Quantity	Base Number	Contract	AT	Region	England
% of FP17s for the same patient ID Re-attending within 3 months - Children	1	77	1.3%	9.6%	11.3%	11.8%
% of FP17s for the same patient ID Re-attending within 3 months - Adults	12	206	5.8%	15.2%	15.4%	15.7%
% of FP17s for the same patient ID Re-attending between 3 & 9 months - Children	10	77	13.0%	60.2%	61.3%	58.9%
% of FP17s for the same patient ID Re-attending between 3 & 9 months - Adults	24	206	11.7%	51.3%	52.1%	50.8%
% of FP17s for Band 1 Urgent Courses	10	282	3.5%	9.5%	9.5%	9.1%
% of FP17s Relating to Free Repair or Replacements	12	282	4.3%	0.5%	0.6%	0.8%
% of FP17s Relating to Continuations	4	282	1.4%	0.8%	0.8%	0.9%
% of Patients satisfied with the dentistry they have received	0	0	N/A	92.4%	92.4%	92.5%
% of Patients satisfied with the time they had to wait for an appointment	0	0	N/A	88.4%	86.3%	87.0%

* This is based on patients treated on this contract for their most recent course of treatment. Figures in italics indicate the base number of FP17s or Patient Questionnaire responses are less than 100. N/A is shown where the base number of responses is less than 10 during the period. % is calculated as Quantity/Base number*100

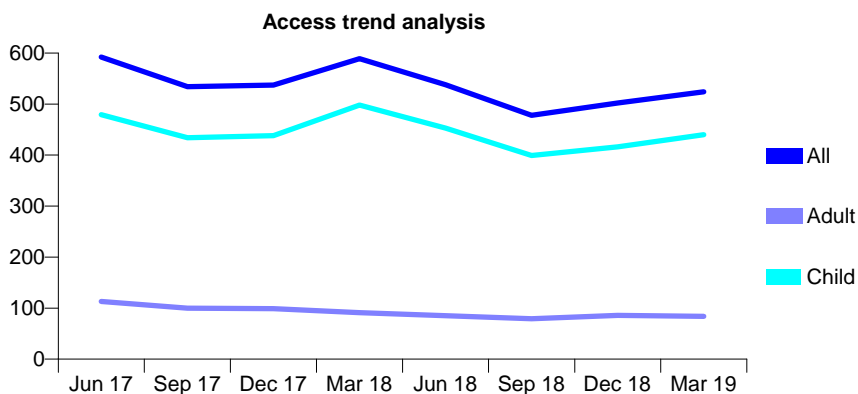
Q68 - Vital Signs At a Glance Contract Report for 332313/0001 - Year end March 2019

Name or company name	MR JJ DREWETT
Contract type name	GDS Contract
Purpose of contract	General
Contract start date	01/04/2006
Contract end date	

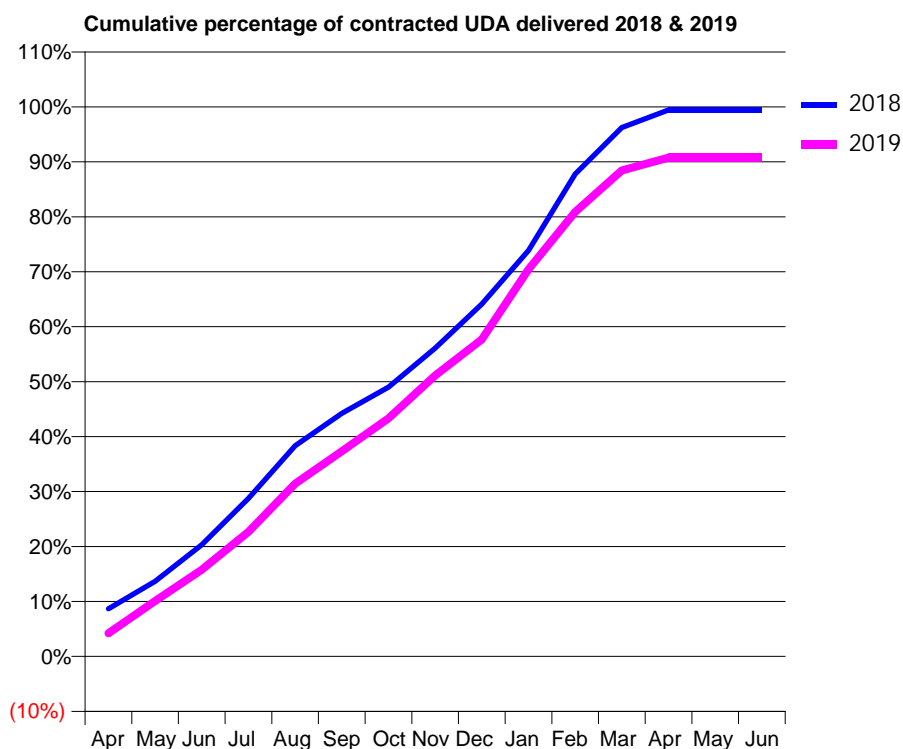
18/19 Contracted general activity (UDA)	900
Carry forward general activity (UDA)	5
18/19 Contracted orthodontic activity (UOA)	0
Carry forward orthodontic activity (UOA)	0
Baseline contract value	£27,653.50

ACCESS*

Patients seen in 24 months	Total	Change since previous quarter
Quarter ending March 2018	589	
Quarter ending June 2018	538	↓
Quarter ending September 2018	478	↓
Quarter ending December 2018	502	↑
Quarter ending March 2019	524	↑
Variance since March 2018	(11.0%)	↓



ACTIVITY



Month	Adjusted Scheduled Activity (UDA)	
	2018	2019
April	78	38
May	123	91
June	183	142
July	259	204
August	345	283
September	398	336
October	441	390
November	505	460
December	577	519
January	665	634
February	790	728
March	866	796
April	895	817
May	895	817
June	895	817

QUALITY

	Quantity	Base Number	Contract	AT	Region	England
% of FP17s for the same patient ID Re-attending within 3 months - Children	19	619	3.1%	9.6%	11.3%	11.8%
% of FP17s for the same patient ID Re-attending within 3 months - Adults	1	48	2.1%	15.2%	15.4%	15.7%
% of FP17s for the same patient ID Re-attending between 3 & 9 months - Children	360	619	58.2%	60.2%	61.3%	58.9%
% of FP17s for the same patient ID Re-attending between 3 & 9 months - Adults	31	48	64.6%	51.3%	52.1%	50.8%
% of FP17s for Band 1 Urgent Courses	0	659	0.0%	9.5%	9.5%	9.1%
% of FP17s Relating to Free Repair or Replacements	0	659	0.0%	0.5%	0.6%	0.8%
% of FP17s Relating to Continuations	2	659	0.3%	0.8%	0.8%	0.9%
% of Patients satisfied with the dentistry they have received	0	0	N/A	92.4%	92.4%	92.5%
% of Patients satisfied with the time they had to wait for an appointment	0	0	N/A	88.4%	86.3%	87.0%

* This is based on patients treated on this contract for their most recent course of treatment. Figures in italics indicate the base number of FP17s or Patient Questionnaire responses are less than 100. N/A is shown where the base number of responses is less than 10 during the period. % is calculated as Quantity/Base number*100

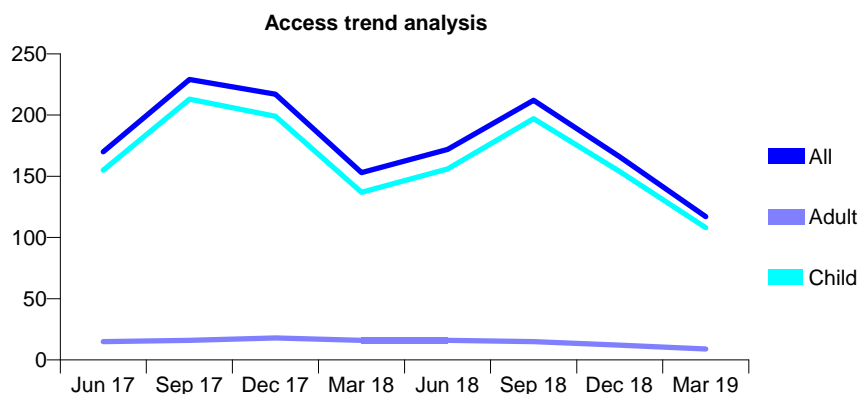
Q68 - Vital Signs At a Glance Contract Report for 332313/0002 - Year end March 2019

Name or company name	MR JJ DREWETT
Contract type name	GDS Contract
Purpose of contract	General
Contract start date	12/05/2014
Contract end date	

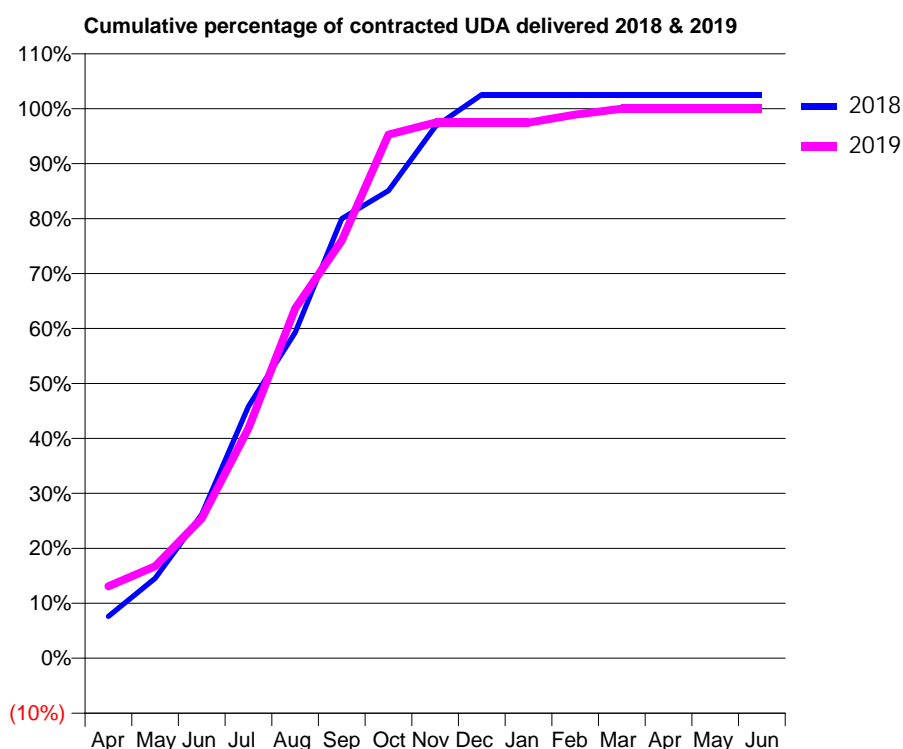
18/19 Contracted general activity (UDA)	275
Carry forward general activity (UDA)	0
18/19 Contracted orthodontic activity (UOA)	0
Carry forward orthodontic activity (UOA)	0
Baseline contract value	£6,284.25

ACCESS*

Patients seen in 24 months	Total	Change since previous quarter
Quarter ending March 2018	153	
Quarter ending June 2018	172	↑
Quarter ending September 2018	212	↑
Quarter ending December 2018	166	↓
Quarter ending March 2019	117	↓
Variance since March 2018	(23.5%)	↓



ACTIVITY



Month	Adjusted Scheduled Activity (UDA)	
	2018	2019
April	21	36
May	40	46
June	72	70
July	126	115
August	163	175
September	220	209
October	234	262
November	266	268
December	282	268
January	282	268
February	282	272
March	282	275
April	282	275
May	282	275
June	282	275

QUALITY

	Quantity	Base Number	Contract	AT	Region	England
% of FP17s for the same patient ID Re-attending within 3 months - Children	14	210	6.7%	9.6%	11.3%	11.8%
% of FP17s for the same patient ID Re-attending within 3 months - Adults	0	9	0.0%	15.2%	15.4%	15.7%
% of FP17s for the same patient ID Re-attending between 3 & 9 months - Children	51	210	24.3%	60.2%	61.3%	58.9%
% of FP17s for the same patient ID Re-attending between 3 & 9 months - Adults	3	9	33.3%	51.3%	52.1%	50.8%
% of FP17s for Band 1 Urgent Courses	0	219	0.0%	9.5%	9.5%	9.1%
% of FP17s Relating to Free Repair or Replacements	0	219	0.0%	0.5%	0.6%	0.8%
% of FP17s Relating to Continuations	0	219	0.0%	0.8%	0.8%	0.9%
% of Patients satisfied with the dentistry they have received	0	0	N/A	92.4%	92.4%	92.5%
% of Patients satisfied with the time they had to wait for an appointment	0	0	N/A	88.4%	86.3%	87.0%

* This is based on patients treated on this contract for their most recent course of treatment.

Figures in italics indicate the base number of FP17s or Patient Questionnaire responses are less than 100. N/A is shown where the base number of responses is less than 10 during the period. % is calculated as Quantity/Base number*100

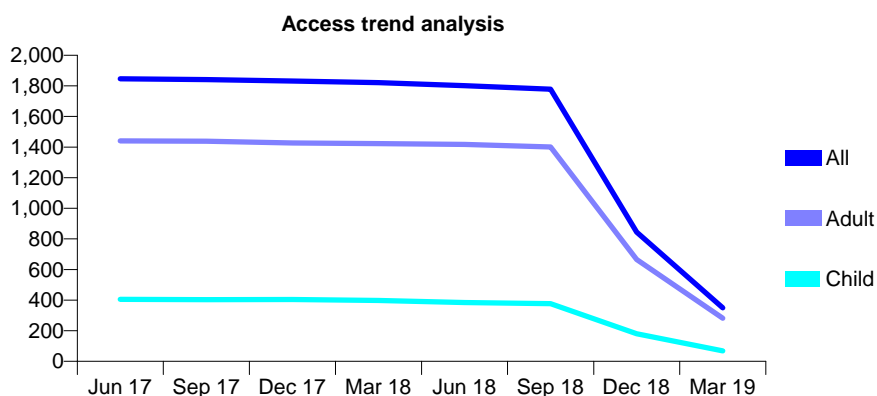
Q68 - Vital Signs At a Glance Contract Report for 333506/0001 - Year end March 2019

Name or company name	MISS TL TRAN
Contract type name	GDS Contract
Purpose of contract	General
Contract start date	01/04/2006
Contract end date	31/08/2018

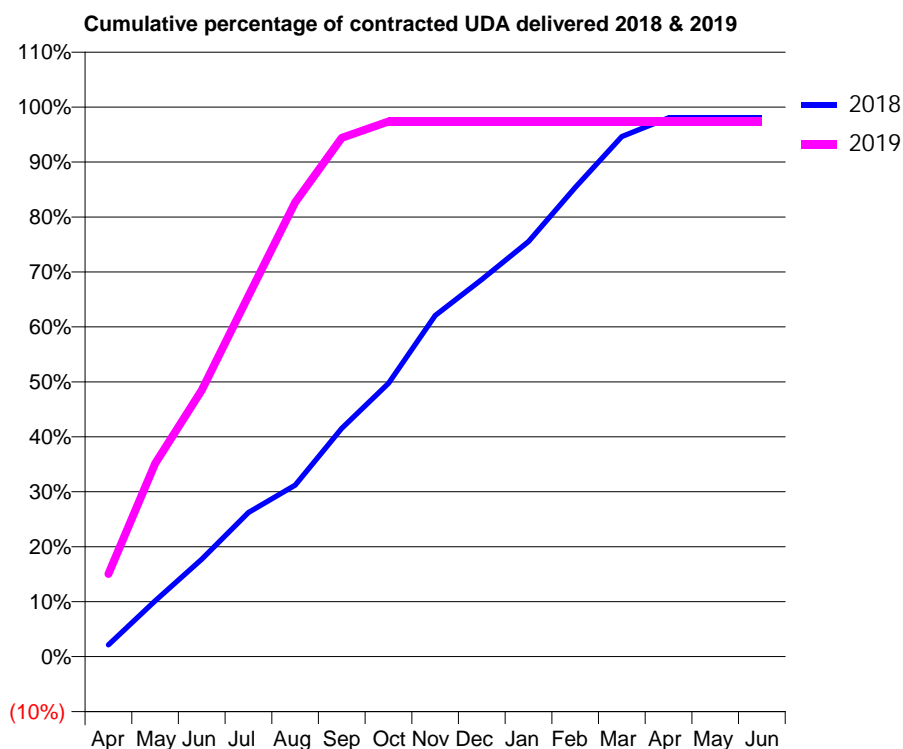
18/19 Contracted general activity (UDA)	2,117
Carry forward general activity (UDA)	99
18/19 Contracted orthodontic activity (UOA)	0
Carry forward orthodontic activity (UOA)	0
Baseline contract value	£53,094.50

ACCESS*

Patients seen in 24 months	Total	Change since previous quarter
Quarter ending March 2018	1,821	
Quarter ending June 2018	1,801	↓
Quarter ending September 2018	1,778	↓
Quarter ending December 2018	845	↓
Quarter ending March 2019	350	↓
Variance since March 2018	(80.8%)	↓



ACTIVITY



Month	Adjusted Scheduled Activity (UDA)	
	2018	2019
April	110	319
May	516	743
June	901	1,026
July	1,332	1,390
August	1,586	1,750
September	2,112	1,998
October	2,527	2,061
November	3,153	2,061
December	3,488	2,061
January	3,837	2,061
February	4,338	2,061
March	4,808	2,061
April	4,982	2,061
May	4,982	2,061
June	4,982	2,061

QUALITY

	Quantity	Base Number	Contract	AT	Region	England
% of FP17s for the same patient ID Re-attending within 3 months - Children	6	315	1.9%	9.6%	11.3%	11.8%
% of FP17s for the same patient ID Re-attending within 3 months - Adults	109	1,100	9.9%	15.2%	15.4%	15.7%
% of FP17s for the same patient ID Re-attending between 3 & 9 months - Children	243	315	77.1%	60.2%	61.3%	58.9%
% of FP17s for the same patient ID Re-attending between 3 & 9 months - Adults	798	1,100	72.5%	51.3%	52.1%	50.8%
% of FP17s for Band 1 Urgent Courses	27	1,301	2.1%	9.5%	9.5%	9.1%
% of FP17s Relating to Free Repair or Replacements	3	1,301	0.2%	0.5%	0.6%	0.8%
% of FP17s Relating to Continuations	40	1,301	3.1%	0.8%	0.8%	0.9%
% of Patients satisfied with the dentistry they have received	1	1	N/A	92.4%	92.4%	92.5%
% of Patients satisfied with the time they had to wait for an appointment	1	1	N/A	88.4%	86.3%	87.0%

* This is based on patients treated on this contract for their most recent course of treatment. Figures in italics indicate the base number of FP17s or Patient Questionnaire responses are less than 100. N/A is shown where the base number of responses is less than 10 during the period. % is calculated as Quantity/Base number*100

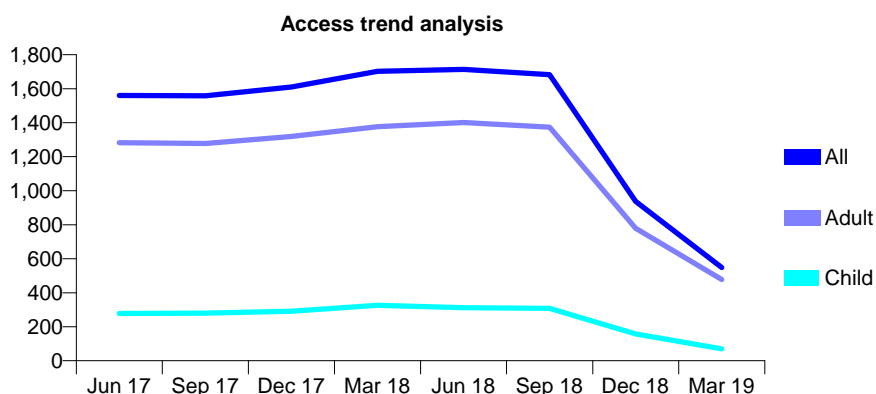
Q68 - Vital Signs At a Glance Contract Report for 333506/0002 - Year end March 2019

Name or company name	MISS TL TRAN
Contract type name	GDS Contract
Purpose of contract	General
Contract start date	01/04/2015
Contract end date	31/08/2018

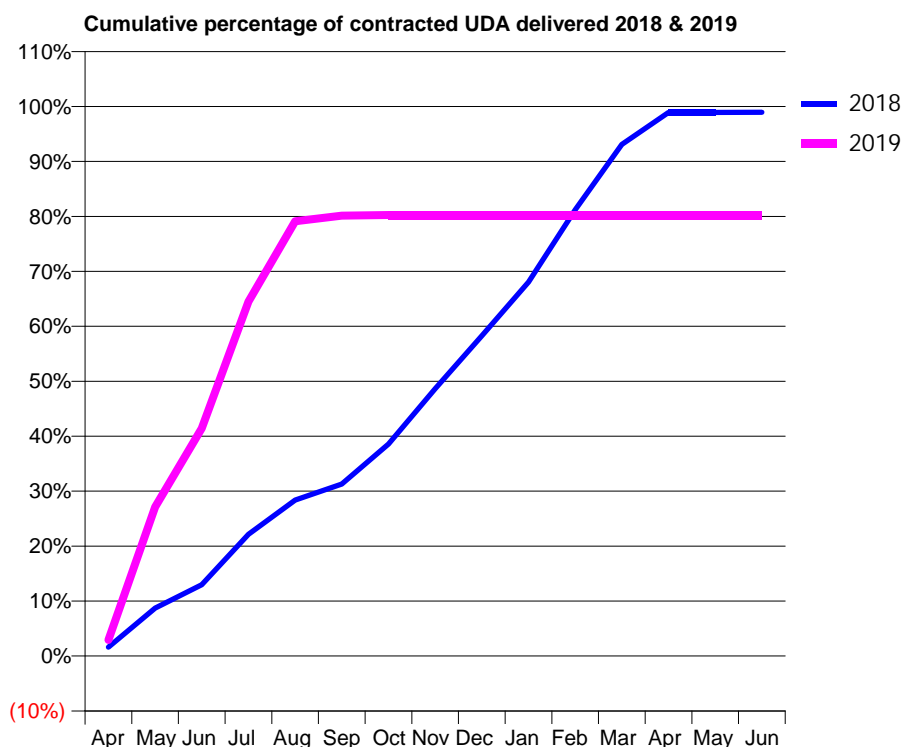
18/19 Contracted general activity (UDA)	2,375
Carry forward general activity (UDA)	60
18/19 Contracted orthodontic activity (UOA)	0
Carry forward orthodontic activity (UOA)	0
Baseline contract value	£54,284.65

ACCESS*

Patients seen in 24 months	Total	Change since previous quarter
Quarter ending March 2018	1,702	
Quarter ending June 2018	1,713	→
Quarter ending September 2018	1,683	↓
Quarter ending December 2018	937	↓
Quarter ending March 2019	548	↓
Variance since March 2018	(67.8%)	↓



ACTIVITY



Month	Adjusted Scheduled Activity (UDA)	
	2018	2019
April	92	69
May	497	644
June	739	984
July	1,262	1,531
August	1,617	1,879
September	1,784	1,903
October	2,198	1,906
November	2,773	1,906
December	3,320	1,906
January	3,878	1,906
February	4,629	1,906
March	5,307	1,906
April	5,637	1,906
May	5,637	1,906
June	5,640	1,906

QUALITY

	Quantity	Base Number	Contract	AT	Region	England
% of FP17s for the same patient ID Re-attending within 3 months - Children	10	208	4.8%	9.6%	11.3%	11.8%
% of FP17s for the same patient ID Re-attending within 3 months - Adults	99	830	11.9%	15.2%	15.4%	15.7%
% of FP17s for the same patient ID Re-attending between 3 & 9 months - Children	114	208	54.8%	60.2%	61.3%	58.9%
% of FP17s for the same patient ID Re-attending between 3 & 9 months - Adults	452	830	54.5%	51.3%	52.1%	50.8%
% of FP17s for Band 1 Urgent Courses	38	946	4.0%	9.5%	9.5%	9.1%
% of FP17s Relating to Free Repair or Replacements	2	946	0.2%	0.5%	0.6%	0.8%
% of FP17s Relating to Continuations	25	946	2.6%	0.8%	0.8%	0.9%
% of Patients satisfied with the dentistry they have received	1	1	N/A	92.4%	92.4%	92.5%
% of Patients satisfied with the time they had to wait for an appointment	1	1	N/A	88.4%	86.3%	87.0%

* This is based on patients treated on this contract for their most recent course of treatment. Figures in italics indicate the base number of FP17s or Patient Questionnaire responses are less than 100. N/A is shown where the base number of responses is less than 10 during the period. % is calculated as Quantity/Base number*100

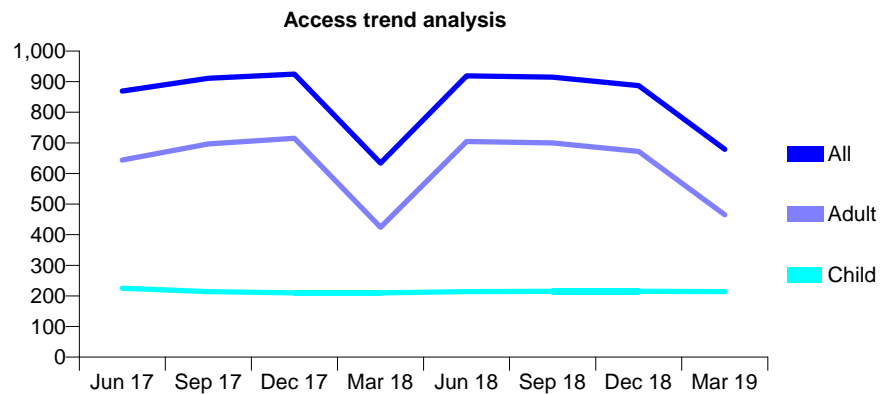
Q68 - Vital Signs At a Glance Contract Report for 334251/0001 - Year end March 2019

Name or company name	MR AD BROWN
Contract type name	GDS Contract
Purpose of contract	General
Contract start date	01/04/2006
Contract end date	

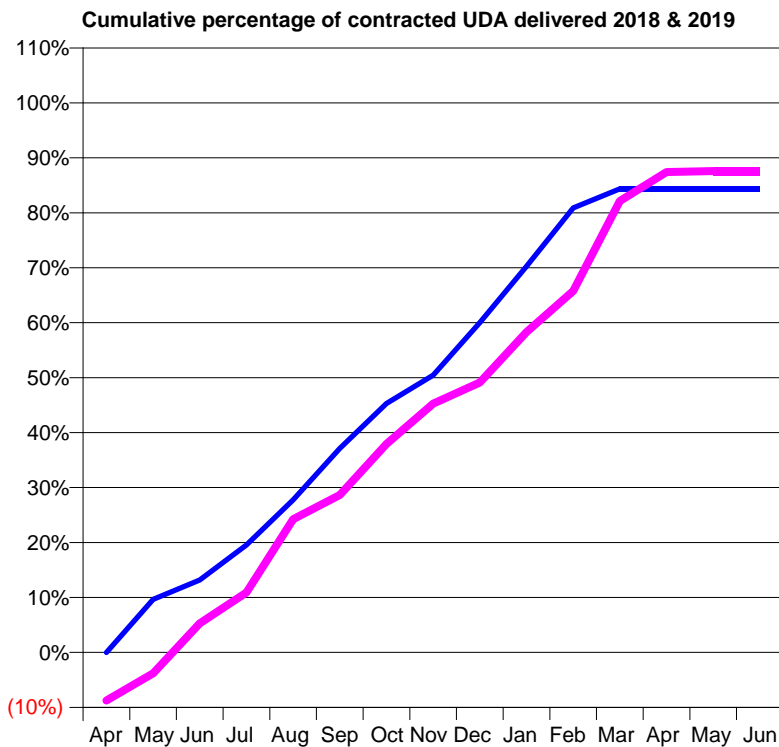
18/19 Contracted general activity (UDA)	2,392
Carry forward general activity (UDA)	250
18/19 Contracted orthodontic activity (UOA)	0
Carry forward orthodontic activity (UOA)	0
Baseline contract value	£59,191.56

ACCESS*

Patients seen in 24 months	Total	Change since previous quarter
Quarter ending March 2018	634	
Quarter ending June 2018	919	↑
Quarter ending September 2018	915	→
Quarter ending December 2018	887	↓
Quarter ending March 2019	679	↓
Variance since March 2018	7.1%	↑



ACTIVITY



Month	Adjusted Scheduled Activity (UDA)	
	2018	2019
April	-1	-210
May	231	-91
June	315	127
July	468	261
August	665	580
September	888	685
October	1,083	907
November	1,207	1,083
December	1,435	1,175
January	1,681	1,395
February	1,935	1,573
March	2,017	1,965
April	2,017	2,091
May	2,017	2,095
June	2,017	2,095

QUALITY

	Quantity	Base Number	Contract	AT	Region	England
% of FP17s for the same patient ID Re-attending within 3 months - Children	7	275	2.5%	9.6%	11.3%	11.8%
% of FP17s for the same patient ID Re-attending within 3 months - Adults	41	794	5.2%	15.2%	15.4%	15.7%
% of FP17s for the same patient ID Re-attending between 3 & 9 months - Children	118	275	42.9%	60.2%	61.3%	58.9%
% of FP17s for the same patient ID Re-attending between 3 & 9 months - Adults	144	794	18.1%	51.3%	52.1%	50.8%
% of FP17s for Band 1 Urgent Courses	36	1,124	3.2%	9.5%	9.5%	9.1%
% of FP17s Relating to Free Repair or Replacements	0	1,124	0.0%	0.5%	0.6%	0.8%
% of FP17s Relating to Continuations	2	1,124	0.2%	0.8%	0.8%	0.9%
% of Patients satisfied with the dentistry they have received	0	0	N/A	92.4%	92.4%	92.5%
% of Patients satisfied with the time they had to wait for an appointment	0	0	N/A	88.4%	86.3%	87.0%

* This is based on patients treated on this contract for their most recent course of treatment. Figures in italics indicate the base number of FP17s or Patient Questionnaire responses are less than 100. N/A is shown where the base number of responses is less than 10 during the period. % is calculated as Quantity/Base number*100

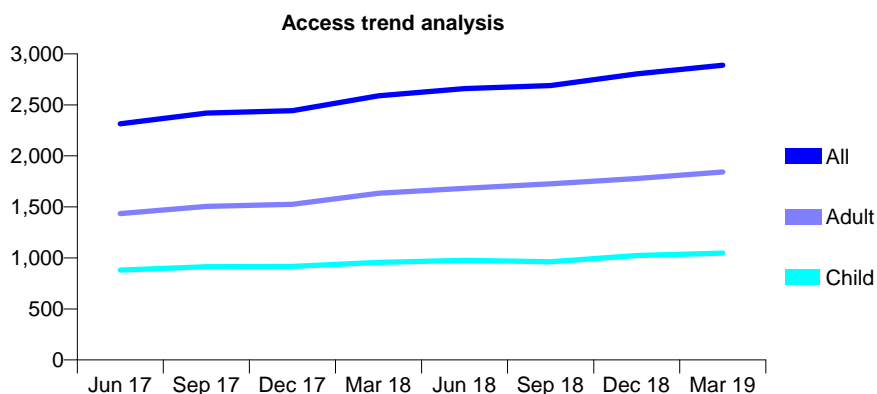
Q68 - Vital Signs At a Glance Contract Report for 336688/0001 - Year end March 2019

Name or company name	MISS CR CAREY
Contract type name	GDS Contract
Purpose of contract	General
Contract start date	01/11/2006
Contract end date	

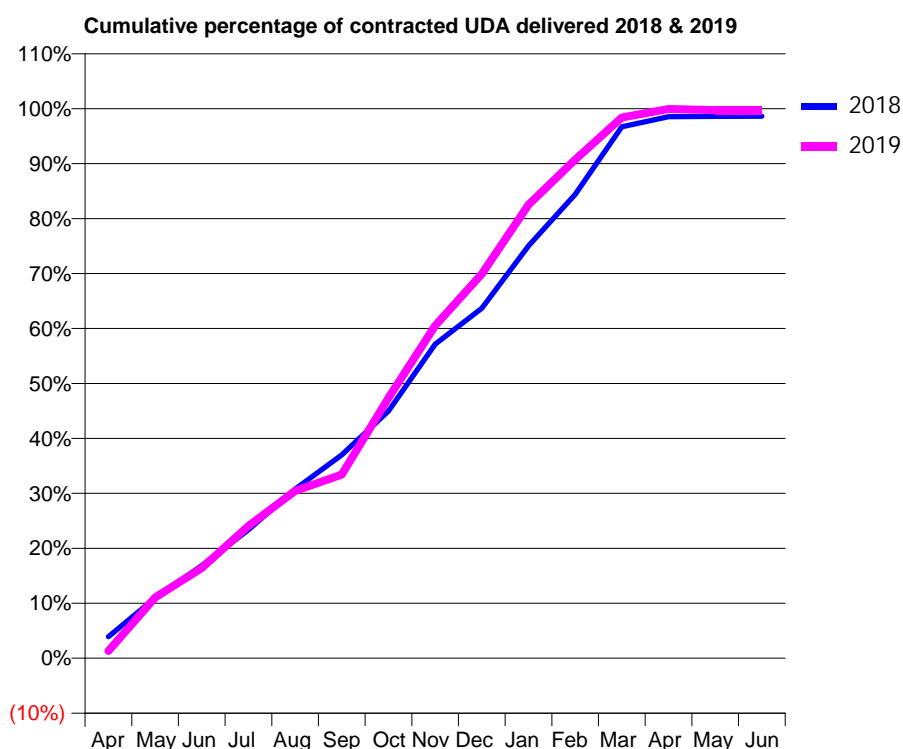
18/19 Contracted general activity (UDA)	5,000
Carry forward general activity (UDA)	69
18/19 Contracted orthodontic activity (UOA)	0
Carry forward orthodontic activity (UOA)	0
Baseline contract value	£117,369.13

ACCESS*

Patients seen in 24 months	Total	Change since previous quarter
Quarter ending March 2018	2,589	
Quarter ending June 2018	2,659	↑
Quarter ending September 2018	2,689	→
Quarter ending December 2018	2,803	↑
Quarter ending March 2019	2,888	↑
Variance since March 2018	11.5%	↑



ACTIVITY



Adjusted Scheduled Activity (UDA)		
Month	2018	2019
April	196	66
May	547	553
June	843	821
July	1,169	1,205
August	1,540	1,522
September	1,850	1,672
October	2,248	2,369
November	2,858	3,027
December	3,184	3,495
January	3,751	4,126
February	4,220	4,536
March	4,834	4,920
April	4,927	4,997
May	4,929	4,986
June	4,931	4,986

QUALITY

	Quantity	Base Number	Contract	AT	Region	England
% of FP17s for the same patient ID Re-attending within 3 months - Children	159	1,844	8.6%	9.6%	11.3%	11.8%
% of FP17s for the same patient ID Re-attending within 3 months - Adults	330	2,498	13.2%	15.2%	15.4%	15.7%
% of FP17s for the same patient ID Re-attending between 3 & 9 months - Children	1,155	1,844	62.6%	60.2%	61.3%	58.9%
% of FP17s for the same patient ID Re-attending between 3 & 9 months - Adults	1,319	2,498	52.8%	51.3%	52.1%	50.8%
% of FP17s for Band 1 Urgent Courses	130	3,258	4.0%	9.5%	9.5%	9.1%
% of FP17s Relating to Free Repair or Replacements	6	3,258	0.2%	0.5%	0.6%	0.8%
% of FP17s Relating to Continuations	3	3,258	0.1%	0.8%	0.8%	0.9%
% of Patients satisfied with the dentistry they have received	2	2	N/A	92.4%	92.4%	92.5%
% of Patients satisfied with the time they had to wait for an appointment	2	2	N/A	88.4%	86.3%	87.0%

* This is based on patients treated on this contract for their most recent course of treatment.

Figures in italics indicate the base number of FP17s or Patient Questionnaire responses are less than 100. N/A is shown where the base number of responses is less than 10 during the period. % is calculated as Quantity/Base number*100

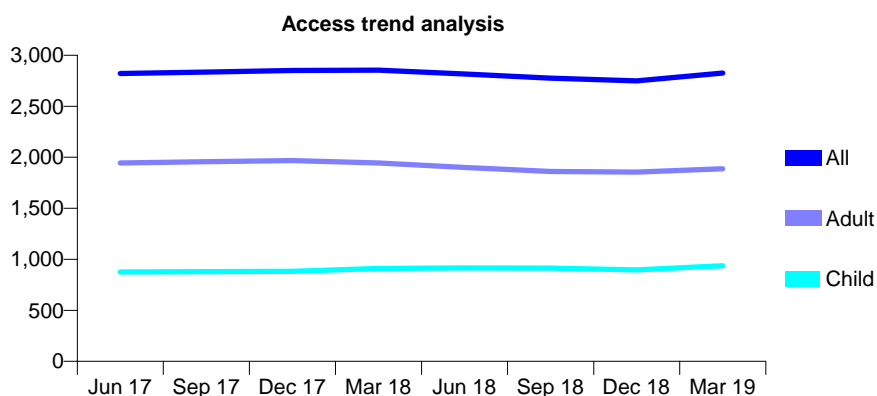
Q68 - Vital Signs At a Glance Contract Report for 336785/0005 - Year end March 2019

Name or company name	MRS KS RADIA
Contract type name	GDS Contract
Purpose of contract	General
Contract start date	09/07/2014
Contract end date	

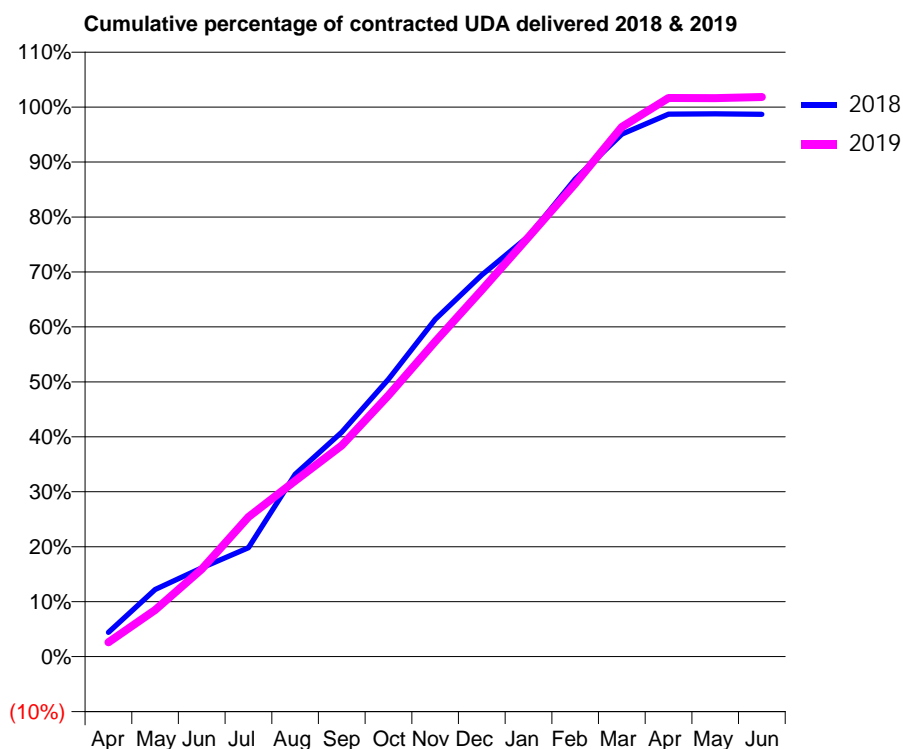
18/19 Contracted general activity (UDA)	7,000
Carry forward general activity (UDA)	91
18/19 Contracted orthodontic activity (UOA)	0
Carry forward orthodontic activity (UOA)	0
Baseline contract value	£159,989.70

ACCESS*

Patients seen in 24 months	Total	Change since previous quarter
Quarter ending March 2018	2,854	
Quarter ending June 2018	2,816	↓
Quarter ending September 2018	2,776	↓
Quarter ending December 2018	2,750	→
Quarter ending March 2019	2,826	↑
Variance since March 2018	(1.0%)	→



ACTIVITY



Month	Adjusted Scheduled Activity (UDA)	
	2018	2019
April	311	183
May	856	594
June	1,131	1,115
July	1,386	1,779
August	2,323	2,239
September	2,860	2,690
October	3,534	3,328
November	4,296	4,013
December	4,861	4,668
January	5,353	5,343
February	6,084	6,025
March	6,654	6,747
April	6,909	7,115
May	6,914	7,114
June	6,908	7,127

QUALITY

	Quantity	Base Number	Contract	AT	Region	England
% of FP17s for the same patient ID Re-attending within 3 months - Children	101	1,544	6.5%	9.6%	11.3%	11.8%
% of FP17s for the same patient ID Re-attending within 3 months - Adults	353	2,616	13.5%	15.2%	15.4%	15.7%
% of FP17s for the same patient ID Re-attending between 3 & 9 months - Children	1,034	1,544	67.0%	60.2%	61.3%	58.9%
% of FP17s for the same patient ID Re-attending between 3 & 9 months - Adults	1,405	2,616	53.7%	51.3%	52.1%	50.8%
% of FP17s for Band 1 Urgent Courses	383	4,184	9.2%	9.5%	9.5%	9.1%
% of FP17s Relating to Free Repair or Replacements	17	4,184	0.4%	0.5%	0.6%	0.8%
% of FP17s Relating to Continuations	3	4,184	0.1%	0.8%	0.8%	0.9%
% of Patients satisfied with the dentistry they have received	5	6	N/A	92.4%	92.4%	92.5%
% of Patients satisfied with the time they had to wait for an appointment	5	6	N/A	88.4%	86.3%	87.0%

* This is based on patients treated on this contract for their most recent course of treatment. Figures in italics indicate the base number of FP17s or Patient Questionnaire responses are less than 100. N/A is shown where the base number of responses is less than 10 during the period. % is calculated as Quantity/Base number*100

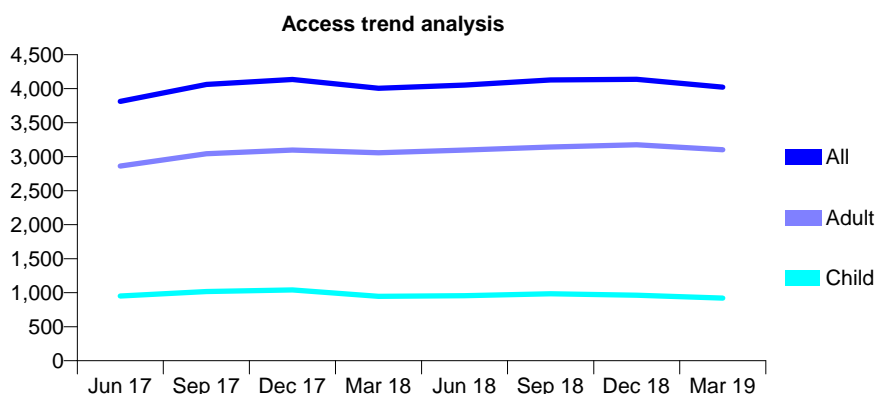
Q68 - Vital Signs At a Glance Contract Report for 337242/0001 - Year end March 2019

Name or company name	MR CI ANDREASSON
Contract type name	GDS Contract
Purpose of contract	General
Contract start date	01/04/2006
Contract end date	

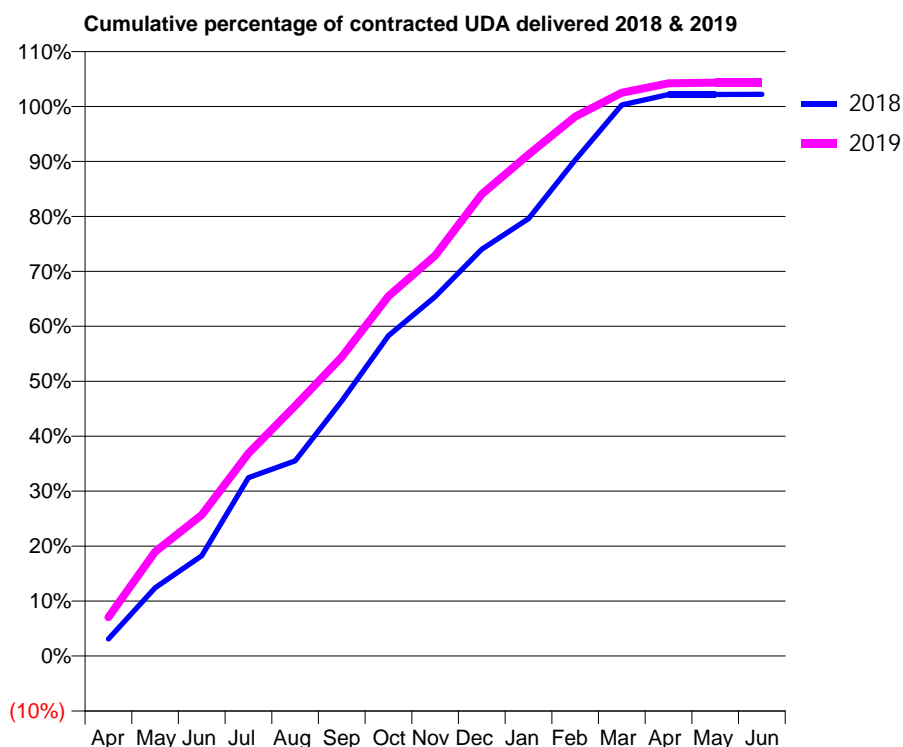
18/19 Contracted general activity (UDA)	12,656
Carry forward general activity (UDA)	0
18/19 Contracted orthodontic activity (UOA)	0
Carry forward orthodontic activity (UOA)	0
Baseline contract value	£450,834.35

ACCESS*

Patients seen in 24 months	Total	Change since previous quarter
Quarter ending March 2018	4,007	
Quarter ending June 2018	4,053	→
Quarter ending September 2018	4,128	→
Quarter ending December 2018	4,139	→
Quarter ending March 2019	4,023	↓
Variance since March 2018	0.4%	→



ACTIVITY



Month	Adjusted Scheduled Activity (UDA)	
	2018	2019
April	393	896
May	1,571	2,402
June	2,312	3,247
July	4,107	4,670
August	4,495	5,763
September	5,873	6,888
October	7,379	8,287
November	8,275	9,223
December	9,367	10,635
January	10,073	11,548
February	11,422	12,422
March	12,691	12,972
April	12,930	13,188
May	12,932	13,204
June	12,933	13,205

QUALITY

	Quantity	Base Number	Contract	AT	Region	England
% of FP17s for the same patient ID Re-attending within 3 months - Children	74	1,414	5.2%	9.6%	11.3%	11.8%
% of FP17s for the same patient ID Re-attending within 3 months - Adults	647	4,624	14.0%	15.2%	15.4%	15.7%
% of FP17s for the same patient ID Re-attending between 3 & 9 months - Children	784	1,414	55.4%	60.2%	61.3%	58.9%
% of FP17s for the same patient ID Re-attending between 3 & 9 months - Adults	2,252	4,624	48.7%	51.3%	52.1%	50.8%
% of FP17s for Band 1 Urgent Courses	445	6,011	7.4%	9.5%	9.5%	9.1%
% of FP17s Relating to Free Repair or Replacements	37	6,011	0.6%	0.5%	0.6%	0.8%
% of FP17s Relating to Continuations	22	6,011	0.4%	0.8%	0.8%	0.9%
% of Patients satisfied with the dentistry they have received	3	3	N/A	92.4%	92.4%	92.5%
% of Patients satisfied with the time they had to wait for an appointment	3	3	N/A	88.4%	86.3%	87.0%

* This is based on patients treated on this contract for their most recent course of treatment. Figures in italics indicate the base number of FP17s or Patient Questionnaire responses are less than 100. N/A is shown where the base number of responses is less than 10 during the period. % is calculated as Quantity/Base number*100

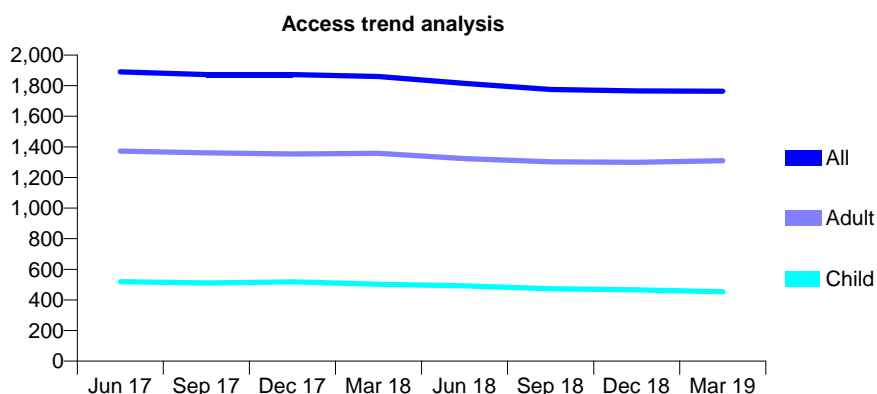
Q68 - Vital Signs At a Glance Contract Report for 337358/0001 - Year end March 2019

Name or company name	MR NS KONDEL
Contract type name	GDS Contract
Purpose of contract	General
Contract start date	01/04/2006
Contract end date	

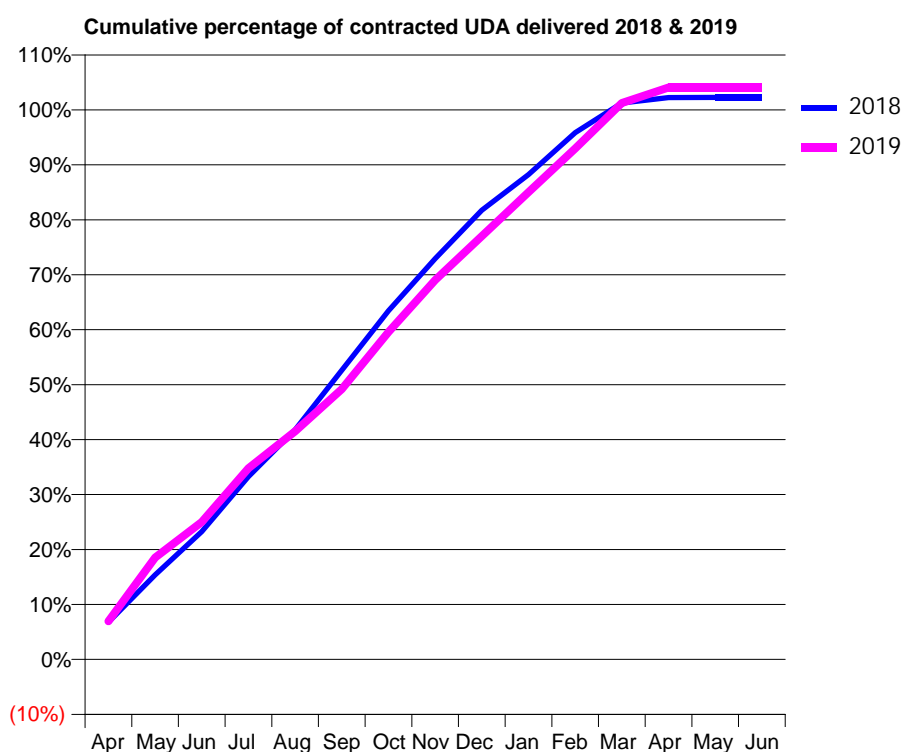
18/19 Contracted general activity (UDA)	5,535
Carry forward general activity (UDA)	0
18/19 Contracted orthodontic activity (UOA)	0
Carry forward orthodontic activity (UOA)	0
Baseline contract value	£139,481.15

ACCESS*

Patients seen in 24 months	Total	Change since previous quarter
Quarter ending March 2018	1,860	
Quarter ending June 2018	1,815	↓
Quarter ending September 2018	1,776	↓
Quarter ending December 2018	1,766	→
Quarter ending March 2019	1,763	→
Variance since March 2018	(5.2%)	↓



ACTIVITY



Month	Adjusted Scheduled Activity (UDA)	
	2018	2019
April	375	384
May	853	1,027
June	1,287	1,384
July	1,842	1,925
August	2,314	2,297
September	2,911	2,722
October	3,512	3,297
November	4,036	3,821
December	4,525	4,263
January	4,883	4,706
February	5,306	5,146
March	5,605	5,604
April	5,658	5,760
May	5,659	5,760
June	5,659	5,760

QUALITY

	Quantity	Base Number	Contract	AT	Region	England
% of FP17s for the same patient ID Re-attending within 3 months - Children	118	816	14.5%	9.6%	11.3%	11.8%
% of FP17s for the same patient ID Re-attending within 3 months - Adults	470	2,235	21.0%	15.2%	15.4%	15.7%
% of FP17s for the same patient ID Re-attending between 3 & 9 months - Children	516	816	63.2%	60.2%	61.3%	58.9%
% of FP17s for the same patient ID Re-attending between 3 & 9 months - Adults	1,351	2,235	60.4%	51.3%	52.1%	50.8%
% of FP17s for Band 1 Urgent Courses	314	3,082	10.2%	9.5%	9.5%	9.1%
% of FP17s Relating to Free Repair or Replacements	17	3,082	0.6%	0.5%	0.6%	0.8%
% of FP17s Relating to Continuations	5	3,082	0.2%	0.8%	0.8%	0.9%
% of Patients satisfied with the dentistry they have received	2	2	N/A	92.4%	92.4%	92.5%
% of Patients satisfied with the time they had to wait for an appointment	2	2	N/A	88.4%	86.3%	87.0%

* This is based on patients treated on this contract for their most recent course of treatment. Figures in italics indicate the base number of FP17s or Patient Questionnaire responses are less than 100. N/A is shown where the base number of responses is less than 10 during the period. % is calculated as Quantity/Base number*100

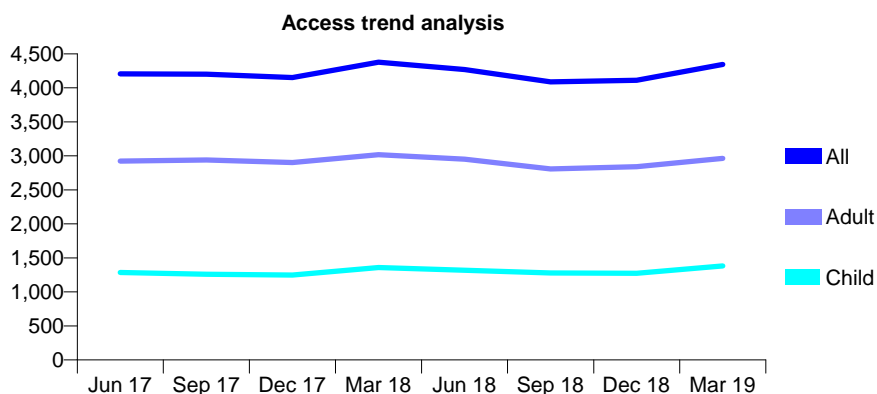
Q68 - Vital Signs At a Glance Contract Report for 340286/0003 - Year end March 2019

Name or company name	MS V BADIANT
Contract type name	GDS Contract
Purpose of contract	General
Contract start date	01/01/2008
Contract end date	

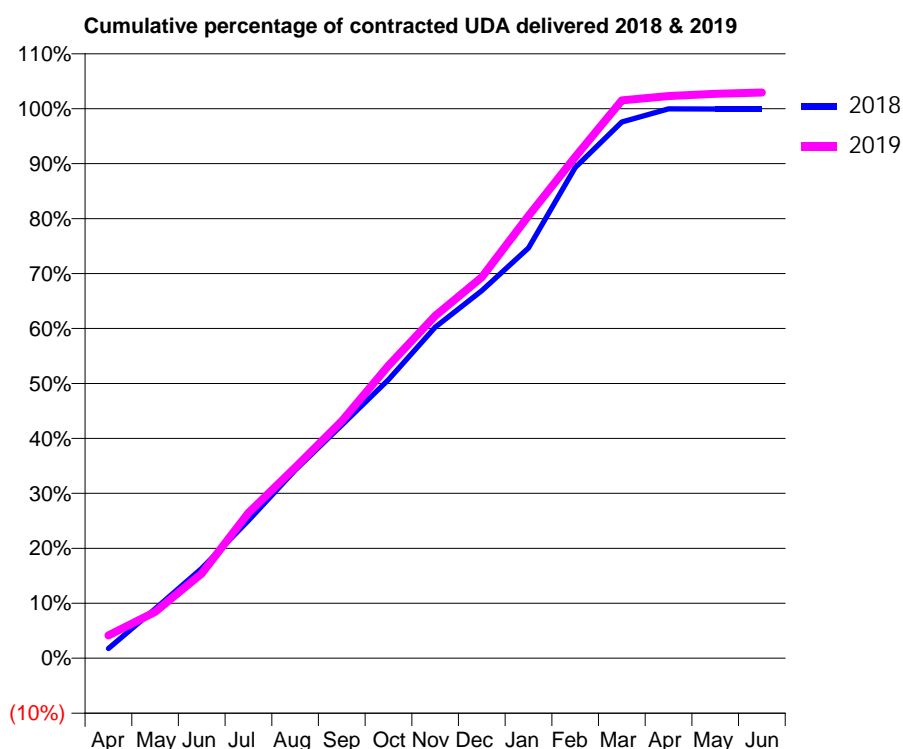
18/19 Contracted general activity (UDA)	11,000
Carry forward general activity (UDA)	5
18/19 Contracted orthodontic activity (UOA)	0
Carry forward orthodontic activity (UOA)	0
Baseline contract value	£318,453.95

ACCESS*

Patients seen in 24 months	Total	Change since previous quarter
Quarter ending March 2018	4,377	
Quarter ending June 2018	4,269	↓
Quarter ending September 2018	4,089	↓
Quarter ending December 2018	4,113	→
Quarter ending March 2019	4,344	↑
Variance since March 2018	(0.8%)	→



ACTIVITY



Month	Adjusted Scheduled Activity (UDA)	
	2018	2019
April	195	458
May	989	926
June	1,801	1,696
July	2,755	2,912
August	3,764	3,816
September	4,668	4,744
October	5,574	5,858
November	6,626	6,853
December	7,359	7,626
January	8,212	8,856
February	9,824	10,037
March	10,732	11,163
April	10,995	11,253
May	10,993	11,298
June	10,994	11,323

QUALITY

	Quantity	Base Number	Contract	AT	Region	England
% of FP17s for the same patient ID Re-attending within 3 months - Children	111	2,057	5.4%	9.6%	11.3%	11.8%
% of FP17s for the same patient ID Re-attending within 3 months - Adults	419	3,996	10.5%	15.2%	15.4%	15.7%
% of FP17s for the same patient ID Re-attending between 3 & 9 months - Children	1,215	2,057	59.1%	60.2%	61.3%	58.9%
% of FP17s for the same patient ID Re-attending between 3 & 9 months - Adults	2,282	3,996	57.1%	51.3%	52.1%	50.8%
% of FP17s for Band 1 Urgent Courses	408	5,973	6.8%	9.5%	9.5%	9.1%
% of FP17s Relating to Free Repair or Replacements	8	5,973	0.1%	0.5%	0.6%	0.8%
% of FP17s Relating to Continuations	13	5,973	0.2%	0.8%	0.8%	0.9%
% of Patients satisfied with the dentistry they have received	1	1	N/A	92.4%	92.4%	92.5%
% of Patients satisfied with the time they had to wait for an appointment	1	1	N/A	88.4%	86.3%	87.0%

* This is based on patients treated on this contract for their most recent course of treatment.

Figures in italics indicate the base number of FP17s or Patient Questionnaire responses are less than 100. N/A is shown where the base number of responses is less than 10 during the period. % is calculated as Quantity/Base number*100

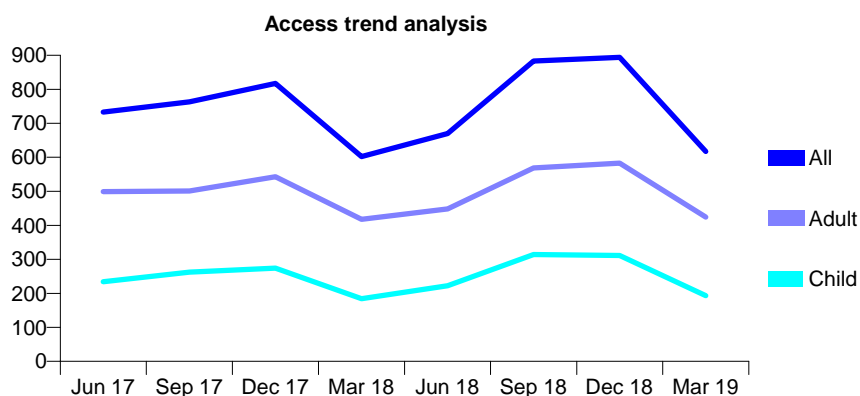
Q68 - Vital Signs At a Glance Contract Report for 340286/0004 - Year end March 2019

Name or company name	MS V BADIANAT
Contract type name	GDS Contract
Purpose of contract	General
Contract start date	01/07/2011
Contract end date	

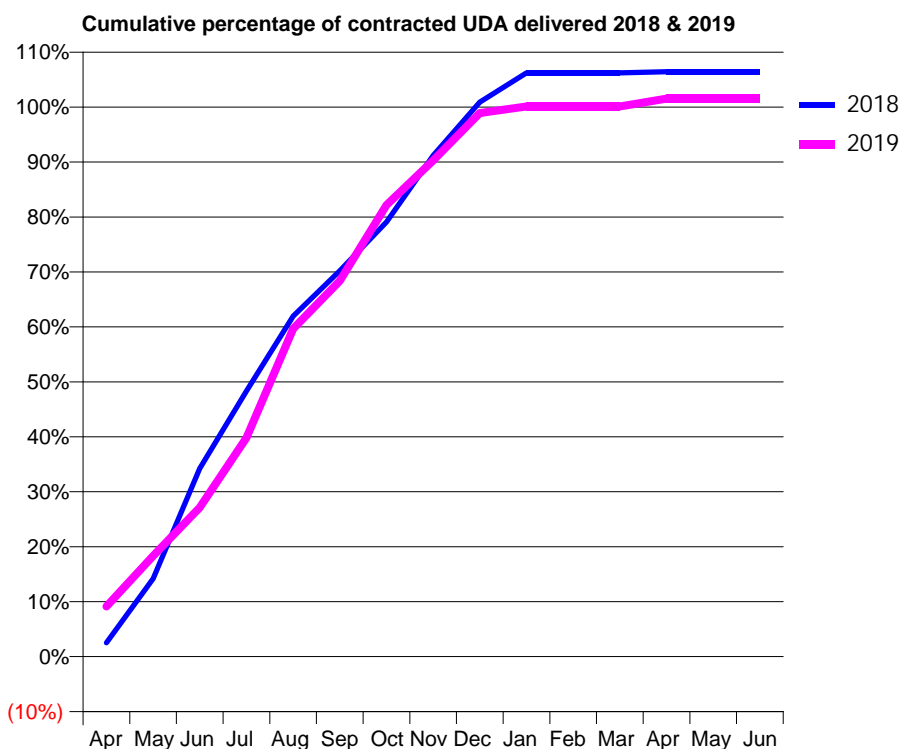
18/19 Contracted general activity (UDA)	1,670
Carry forward general activity (UDA)	0
18/19 Contracted orthodontic activity (UOA)	0
Carry forward orthodontic activity (UOA)	0
Baseline contract value	£49,004.09

ACCESS*

Patients seen in 24 months	Total	Change since previous quarter
Quarter ending March 2018	602	
Quarter ending June 2018	670	↑
Quarter ending September 2018	883	↑
Quarter ending December 2018	894	→
Quarter ending March 2019	617	↓
Variance since March 2018	2.5%	↑



ACTIVITY



Month	Adjusted Scheduled Activity (UDA)	
	2018	2019
April	42	152
May	237	306
June	572	453
July	807	665
August	1,035	996
September	1,172	1,142
October	1,321	1,372
November	1,523	1,508
December	1,685	1,652
January	1,774	1,672
February	1,774	1,672
March	1,774	1,672
April	1,777	1,696
May	1,777	1,696
June	1,777	1,696

QUALITY

	Quantity	Base Number	Contract	AT	Region	England
% of FP17s for the same patient ID Re-attending within 3 months - Children	31	402	7.7%	9.6%	11.3%	11.8%
% of FP17s for the same patient ID Re-attending within 3 months - Adults	53	635	8.3%	15.2%	15.4%	15.7%
% of FP17s for the same patient ID Re-attending between 3 & 9 months - Children	157	402	39.1%	60.2%	61.3%	58.9%
% of FP17s for the same patient ID Re-attending between 3 & 9 months - Adults	195	635	30.7%	51.3%	52.1%	50.8%
% of FP17s for Band 1 Urgent Courses	100	1,035	9.7%	9.5%	9.5%	9.1%
% of FP17s Relating to Free Repair or Replacements	0	1,035	0.0%	0.5%	0.6%	0.8%
% of FP17s Relating to Continuations	0	1,035	0.0%	0.8%	0.8%	0.9%
% of Patients satisfied with the dentistry they have received	1	1	N/A	92.4%	92.4%	92.5%
% of Patients satisfied with the time they had to wait for an appointment	1	1	N/A	88.4%	86.3%	87.0%

* This is based on patients treated on this contract for their most recent course of treatment. Figures in italics indicate the base number of FP17s or Patient Questionnaire responses are less than 100. N/A is shown where the base number of responses is less than 10 during the period. % is calculated as Quantity/Base number*100

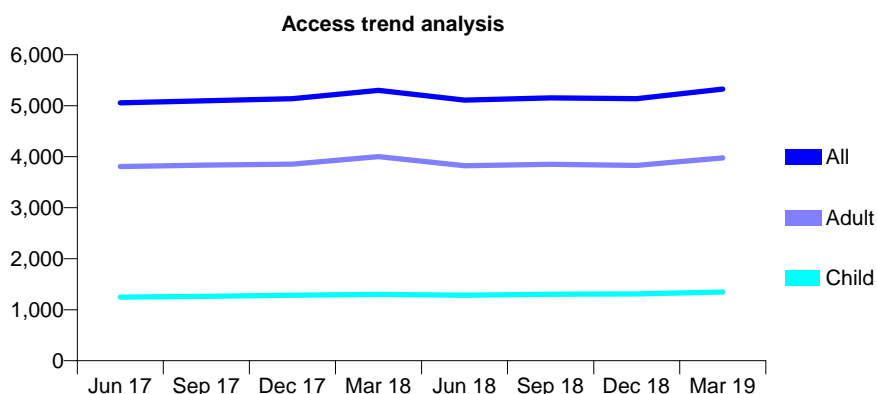
Q68 - Vital Signs At a Glance Contract Report for 341541/0001 - Year end March 2019

Name or company name	MISS S IMANI
Contract type name	GDS Contract
Purpose of contract	General
Contract start date	01/04/2006
Contract end date	

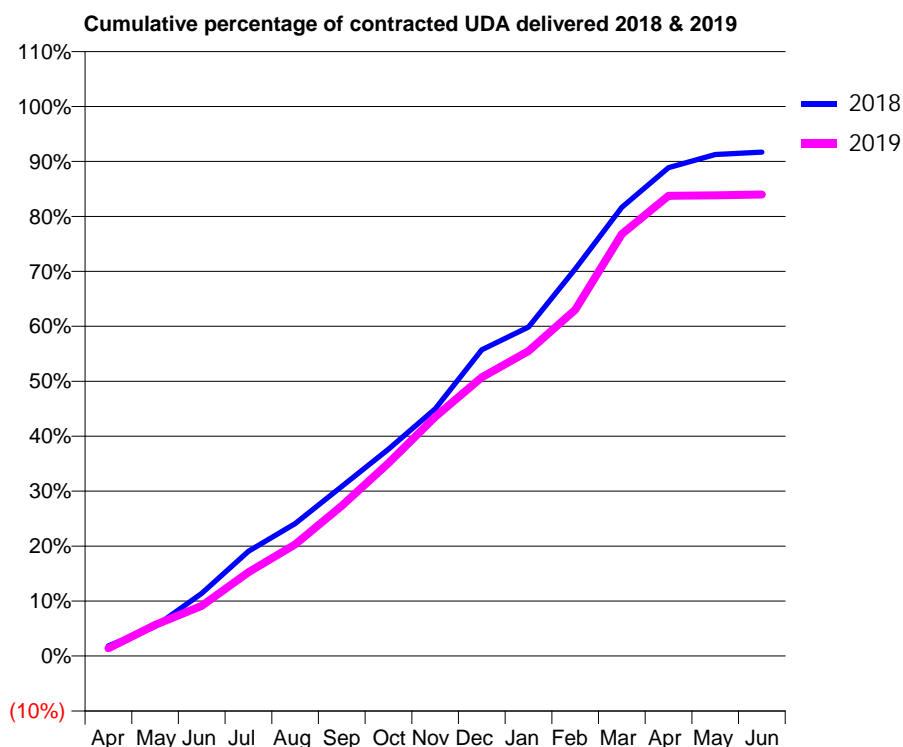
18/19 Contracted general activity (UDA)	19,333
Carry forward general activity (UDA)	0
18/19 Contracted orthodontic activity (UOA)	0
Carry forward orthodontic activity (UOA)	0
Baseline contract value	£478,422.30

ACCESS*

Patients seen in 24 months	Total	Change since previous quarter
Quarter ending March 2018	5,300	
Quarter ending June 2018	5,110	↓
Quarter ending September 2018	5,154	→
Quarter ending December 2018	5,139	→
Quarter ending March 2019	5,323	↑
Variance since March 2018	0.4%	→



ACTIVITY



Month	Adjusted Scheduled Activity (UDA)	
	2018	2019
April	330	274
May	959	1,096
June	2,038	1,765
July	3,400	2,949
August	4,301	3,930
September	5,502	5,285
October	6,713	6,788
November	8,021	8,413
December	9,938	9,801
January	10,674	10,726
February	12,561	12,184
March	14,560	14,841
April	15,845	16,186
May	16,274	16,209
June	16,353	16,237

QUALITY

	Quantity	Base Number	Contract	AT	Region	England
% of FP17s for the same patient ID Re-attending within 3 months - Children	187	1,633	11.5%	9.6%	11.3%	11.8%
% of FP17s for the same patient ID Re-attending within 3 months - Adults	1,069	5,006	21.4%	15.2%	15.4%	15.7%
% of FP17s for the same patient ID Re-attending between 3 & 9 months - Children	698	1,633	42.7%	60.2%	61.3%	58.9%
% of FP17s for the same patient ID Re-attending between 3 & 9 months - Adults	2,046	5,006	40.9%	51.3%	52.1%	50.8%
% of FP17s for Band 1 Urgent Courses	1,498	6,596	22.7%	9.5%	9.5%	9.1%
% of FP17s Relating to Free Repair or Replacements	70	6,596	1.1%	0.5%	0.6%	0.8%
% of FP17s Relating to Continuations	32	6,596	0.5%	0.8%	0.8%	0.9%
% of Patients satisfied with the dentistry they have received	6	6	N/A	92.4%	92.4%	92.5%
% of Patients satisfied with the time they had to wait for an appointment	6	6	N/A	88.4%	86.3%	87.0%

* This is based on patients treated on this contract for their most recent course of treatment. Figures in italics indicate the base number of FP17s or Patient Questionnaire responses are less than 100. N/A is shown where the base number of responses is less than 10 during the period. % is calculated as Quantity/Base number*100

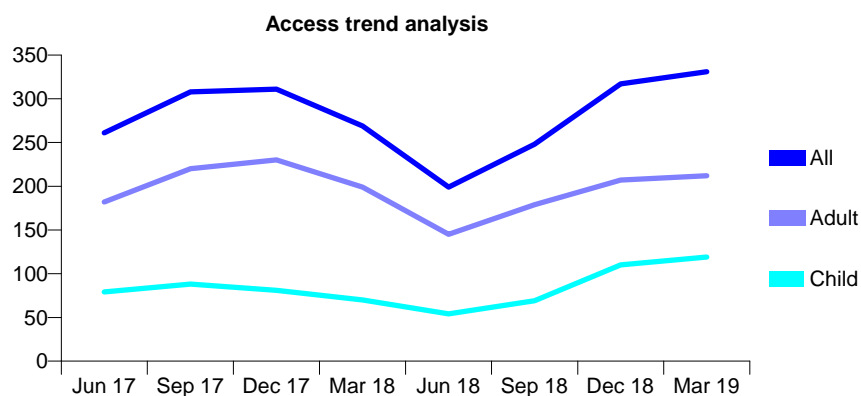
Q68 - Vital Signs At a Glance Contract Report for 341541/0002 - Year end March 2019

Name or company name	MISS S IMANI
Contract type name	GDS Contract
Purpose of contract	General
Contract start date	01/04/2006
Contract end date	

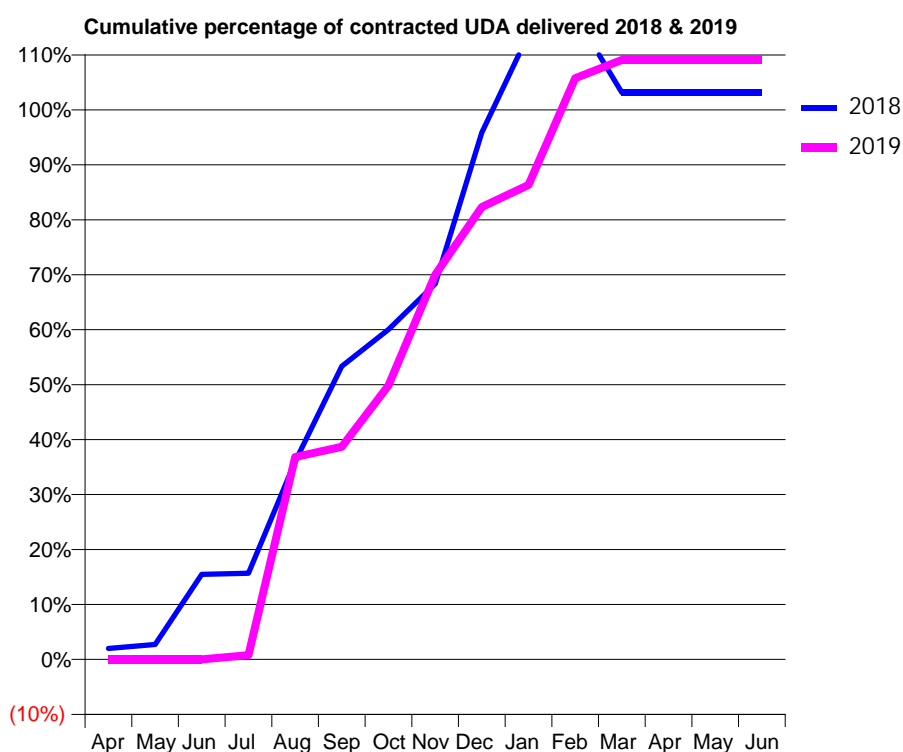
18/19 Contracted general activity (UDA)	600
Carry forward general activity (UDA)	0
18/19 Contracted orthodontic activity (UOA)	0
Carry forward orthodontic activity (UOA)	0
Baseline contract value	£15,844.13

ACCESS*

Patients seen in 24 months	Total	Change since previous quarter
Quarter ending March 2018	269	
Quarter ending June 2018	199	↓
Quarter ending September 2018	248	↑
Quarter ending December 2018	317	↑
Quarter ending March 2019	331	↑
Variance since March 2018	23.0%	↑



ACTIVITY



Month	Adjusted Scheduled Activity (UDA)	
	2018	2019
April	12	0
May	16	0
June	93	0
July	94	5
August	216	221
September	320	232
October	360	299
November	410	420
December	575	494
January	682	518
February	703	634
March	619	654
April	619	654
May	619	654
June	619	654

QUALITY

	Quantity	Base Number	Contract	AT	Region	England
% of FP17s for the same patient ID Re-attending within 3 months - Children	11	137	8.0%	9.6%	11.3%	11.8%
% of FP17s for the same patient ID Re-attending within 3 months - Adults	14	170	8.2%	15.2%	15.4%	15.7%
% of FP17s for the same patient ID Re-attending between 3 & 9 months - Children	17	137	12.4%	60.2%	61.3%	58.9%
% of FP17s for the same patient ID Re-attending between 3 & 9 months - Adults	16	170	9.4%	51.3%	52.1%	50.8%
% of FP17s for Band 1 Urgent Courses	58	305	19.0%	9.5%	9.5%	9.1%
% of FP17s Relating to Free Repair or Replacements	1	305	0.3%	0.5%	0.6%	0.8%
% of FP17s Relating to Continuations	1	305	0.3%	0.8%	0.8%	0.9%
% of Patients satisfied with the dentistry they have received	0	0	N/A	92.4%	92.4%	92.5%
% of Patients satisfied with the time they had to wait for an appointment	0	0	N/A	88.4%	86.3%	87.0%

* This is based on patients treated on this contract for their most recent course of treatment. Figures in italics indicate the base number of FP17s or Patient Questionnaire responses are less than 100. N/A is shown where the base number of responses is less than 10 during the period. % is calculated as Quantity/Base number*100

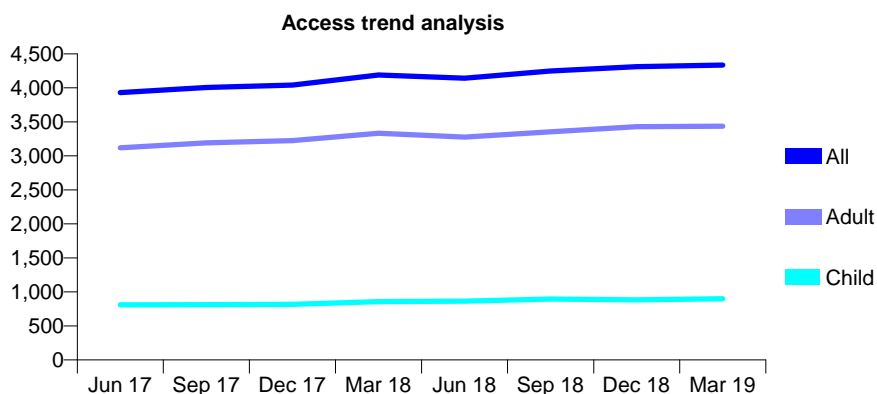
Q68 - Vital Signs At a Glance Contract Report for 346063/0001 - Year end March 2019

Name or company name	MRS K PIRAYESH
Contract type name	GDS Contract
Purpose of contract	General
Contract start date	01/04/2006
Contract end date	

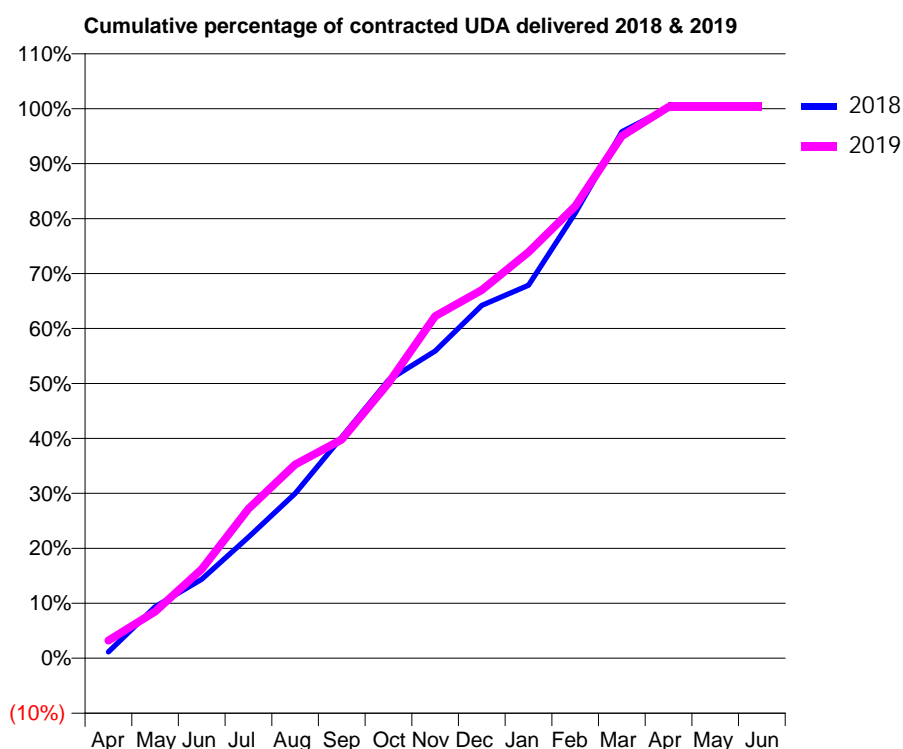
18/19 Contracted general activity (UDA)	12,906
Carry forward general activity (UDA)	0
18/19 Contracted orthodontic activity (UOA)	0
Carry forward orthodontic activity (UOA)	0
Baseline contract value	£336,925.22

ACCESS*

Patients seen in 24 months	Total	Change since previous quarter
Quarter ending March 2018	4,190	
Quarter ending June 2018	4,142	↓
Quarter ending September 2018	4,249	↑
Quarter ending December 2018	4,312	→
Quarter ending March 2019	4,337	→
Variance since March 2018	3.5%	↑



ACTIVITY



Month	2018	2019
April	149	415
May	1,207	1,096
June	1,857	2,093
July	2,845	3,511
August	3,871	4,550
September	5,191	5,136
October	6,531	6,462
November	7,213	8,036
December	8,286	8,647
January	8,758	9,539
February	10,453	10,616
March	12,363	12,262
April	12,927	12,944
May	12,926	12,945
June	12,927	12,946

QUALITY

	Quantity	Base Number	Contract	AT	Region	England
% of FP17s for the same patient ID Re-attending within 3 months - Children	84	1,273	6.6%	9.6%	11.3%	11.8%
% of FP17s for the same patient ID Re-attending within 3 months - Adults	615	4,438	13.9%	15.2%	15.4%	15.7%
% of FP17s for the same patient ID Re-attending between 3 & 9 months - Children	707	1,273	55.5%	60.2%	61.3%	58.9%
% of FP17s for the same patient ID Re-attending between 3 & 9 months - Adults	2,155	4,438	48.6%	51.3%	52.1%	50.8%
% of FP17s for Band 1 Urgent Courses	686	5,795	11.8%	9.5%	9.5%	9.1%
% of FP17s Relating to Free Repair or Replacements	11	5,795	0.2%	0.5%	0.6%	0.8%
% of FP17s Relating to Continuations	80	5,795	1.4%	0.8%	0.8%	0.9%
% of Patients satisfied with the dentistry they have received	2	2	N/A	92.4%	92.4%	92.5%
% of Patients satisfied with the time they had to wait for an appointment	2	2	N/A	88.4%	86.3%	87.0%

* This is based on patients treated on this contract for their most recent course of treatment.

Figures in italics indicate the base number of FP17s or Patient Questionnaire responses are less than 100. N/A is shown where the base number of responses is less than 10 during the period. % is calculated as Quantity/Base number*100

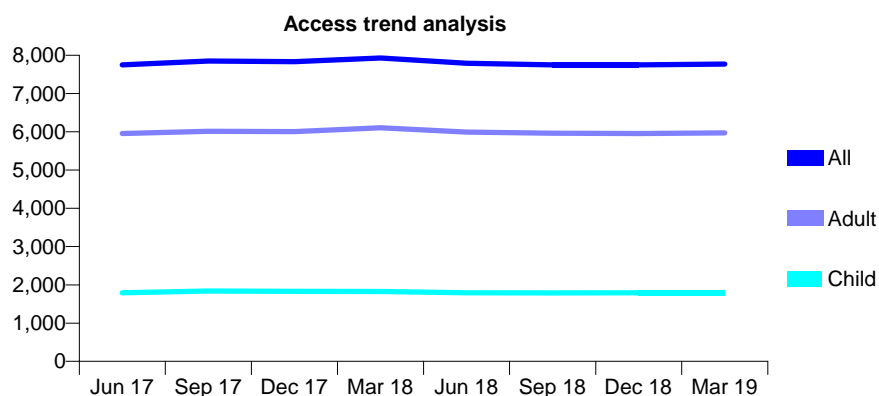
Q68 - Vital Signs At a Glance Contract Report for 346098/0001 - Year end March 2019

Name or company name	MISS A ALAVI
Contract type name	GDS Contract
Purpose of contract	General
Contract start date	01/04/2006
Contract end date	

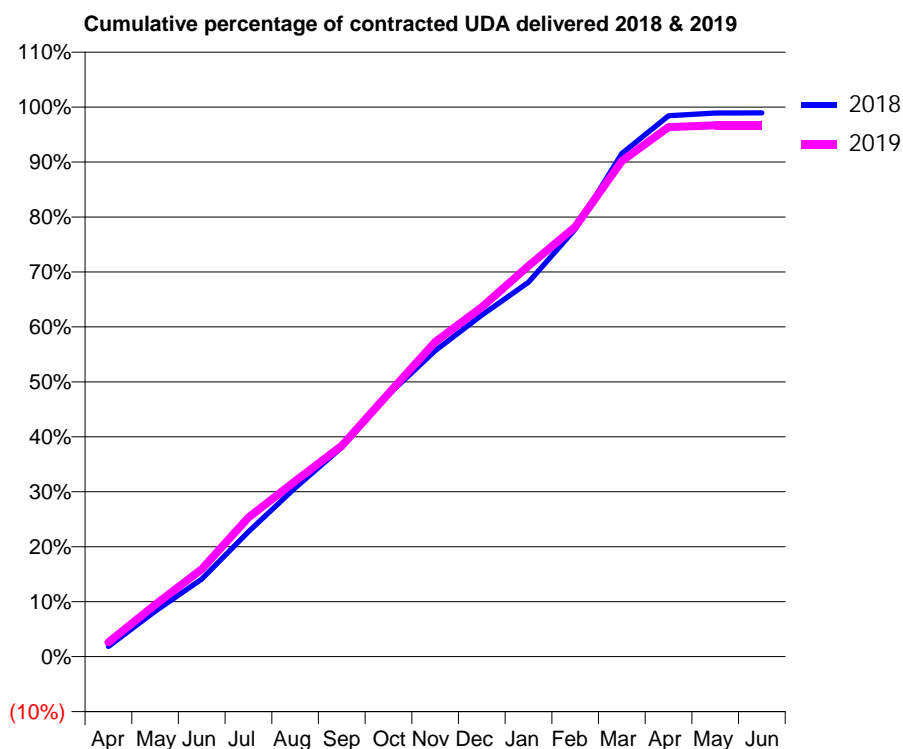
18/19 Contracted general activity (UDA)	24,013
Carry forward general activity (UDA)	253
18/19 Contracted orthodontic activity (UOA)	0
Carry forward orthodontic activity (UOA)	0
Baseline contract value	£641,864.00

ACCESS*

Patients seen in 24 months	Total	Change since previous quarter
Quarter ending March 2018	7,930	
Quarter ending June 2018	7,790	↓
Quarter ending September 2018	7,751	→
Quarter ending December 2018	7,749	→
Quarter ending March 2019	7,767	→
Variance since March 2018	(2.1%)	↓



ACTIVITY



Month	Adjusted Scheduled Activity (UDA)	
	2018	2019
April	446	629
May	1,984	2,269
June	3,390	3,817
July	5,459	6,083
August	7,375	7,670
September	9,149	9,214
October	11,452	11,493
November	13,365	13,751
December	14,919	15,272
January	16,360	17,076
February	18,677	18,778
March	21,984	21,655
April	23,630	23,136
May	23,756	23,215
June	23,760	23,215

QUALITY

	Quantity	Base Number	Contract	AT	Region	England
% of FP17s for the same patient ID Re-attending within 3 months - Children	140	2,531	5.5%	9.6%	11.3%	11.8%
% of FP17s for the same patient ID Re-attending within 3 months - Adults	1,019	8,406	12.1%	15.2%	15.4%	15.7%
% of FP17s for the same patient ID Re-attending between 3 & 9 months - Children	1,614	2,531	63.8%	60.2%	61.3%	58.9%
% of FP17s for the same patient ID Re-attending between 3 & 9 months - Adults	5,095	8,406	60.6%	51.3%	52.1%	50.8%
% of FP17s for Band 1 Urgent Courses	671	10,860	6.2%	9.5%	9.5%	9.1%
% of FP17s Relating to Free Repair or Replacements	91	10,860	0.8%	0.5%	0.6%	0.8%
% of FP17s Relating to Continuations	162	10,860	1.5%	0.8%	0.8%	0.9%
% of Patients satisfied with the dentistry they have received	3	3	N/A	92.4%	92.4%	92.5%
% of Patients satisfied with the time they had to wait for an appointment	2	3	N/A	88.4%	86.3%	87.0%

* This is based on patients treated on this contract for their most recent course of treatment. Figures in italics indicate the base number of FP17s or Patient Questionnaire responses are less than 100. N/A is shown where the base number of responses is less than 10 during the period. % is calculated as Quantity/Base number*100

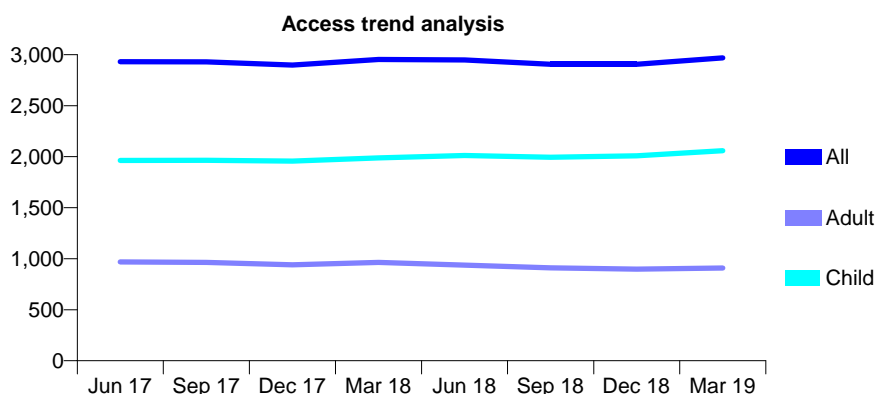
Q68 - Vital Signs At a Glance Contract Report for 355046/0001 - Year end March 2019

Name or company name	Mr MA Crowley and Mr AW Smith
Contract type name	GDS Contract
Purpose of contract	General
Contract start date	01/04/2006
Contract end date	

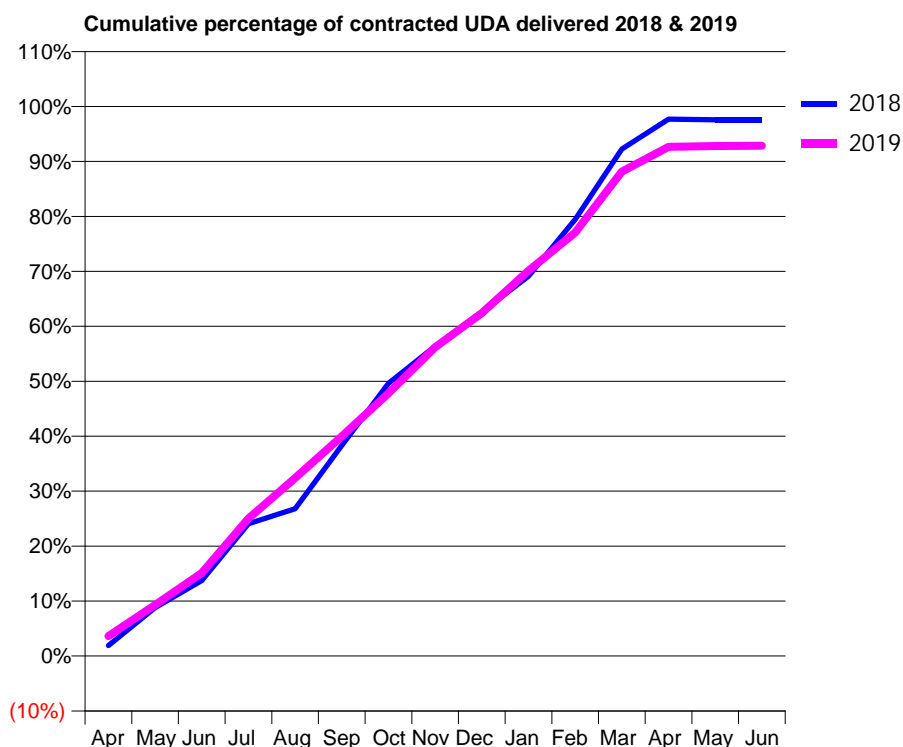
18/19 Contracted general activity (UDA)	7,028
Carry forward general activity (UDA)	171
18/19 Contracted orthodontic activity (UOA)	0
Carry forward orthodontic activity (UOA)	0
Baseline contract value	£180,289.26

ACCESS*

Patients seen in 24 months	Total	Change since previous quarter
Quarter ending March 2018	2,953	
Quarter ending June 2018	2,948	→
Quarter ending September 2018	2,905	↓
Quarter ending December 2018	2,907	→
Quarter ending March 2019	2,969	↑
Variance since March 2018	0.5%	→



ACTIVITY



Month	Adjusted Scheduled Activity (UDA)	
	2018	2019
April	134	255
May	620	655
June	967	1,062
July	1,690	1,758
August	1,884	2,278
September	2,692	2,811
October	3,487	3,360
November	3,964	3,949
December	4,400	4,385
January	4,857	4,928
February	5,585	5,416
March	6,484	6,194
April	6,866	6,512
May	6,856	6,523
June	6,856	6,525

QUALITY

	Quantity	Base Number	Contract	AT	Region	England
% of FP17s for the same patient ID Re-attending within 3 months - Children	185	3,143	5.9%	9.6%	11.3%	11.8%
% of FP17s for the same patient ID Re-attending within 3 months - Adults	133	938	14.2%	15.2%	15.4%	15.7%
% of FP17s for the same patient ID Re-attending between 3 & 9 months - Children	1,897	3,143	60.4%	60.2%	61.3%	58.9%
% of FP17s for the same patient ID Re-attending between 3 & 9 months - Adults	448	938	47.8%	51.3%	52.1%	50.8%
% of FP17s for Band 1 Urgent Courses	194	4,105	4.7%	9.5%	9.5%	9.1%
% of FP17s Relating to Free Repair or Replacements	1	4,105	0.0%	0.5%	0.6%	0.8%
% of FP17s Relating to Continuations	1	4,105	0.0%	0.8%	0.8%	0.9%
% of Patients satisfied with the dentistry they have received	0	0	N/A	92.4%	92.4%	92.5%
% of Patients satisfied with the time they had to wait for an appointment	0	0	N/A	88.4%	86.3%	87.0%

* This is based on patients treated on this contract for their most recent course of treatment. Figures in italics indicate the base number of FP17s or Patient Questionnaire responses are less than 100. N/A is shown where the base number of responses is less than 10 during the period. % is calculated as Quantity/Base number*100

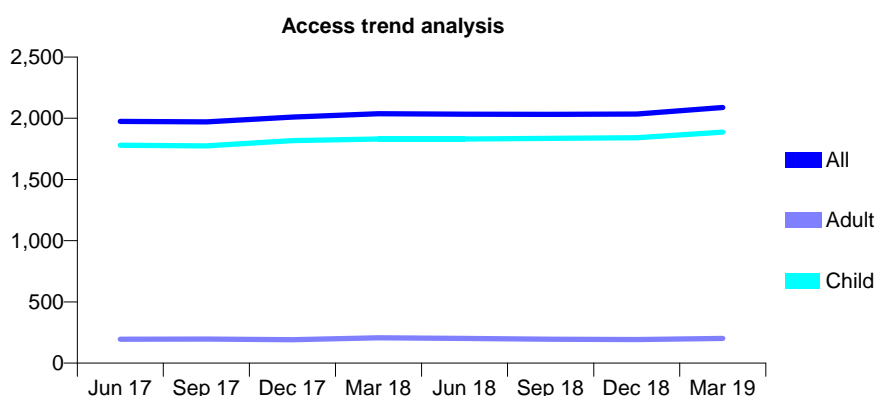
Q68 - Vital Signs At a Glance Contract Report for 355410/0001 - Year end March 2019

Name or company name	MR C AMIN
Contract type name	GDS Contract
Purpose of contract	General
Contract start date	01/04/2012
Contract end date	

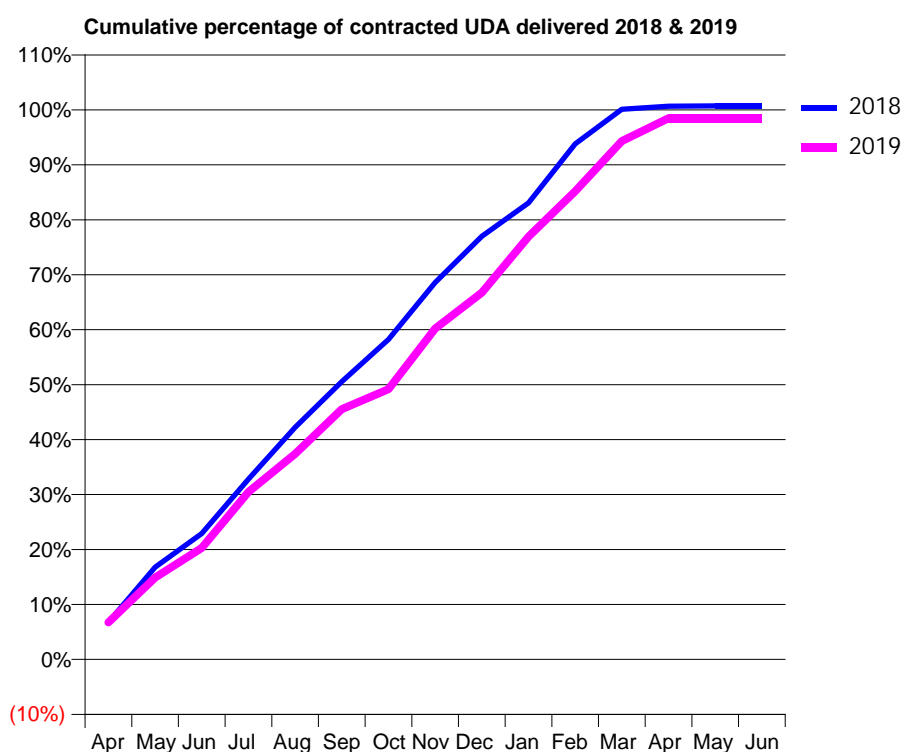
18/19 Contracted general activity (UDA)	3,800
Carry forward general activity (UDA)	0
18/19 Contracted orthodontic activity (UOA)	0
Carry forward orthodontic activity (UOA)	0
Baseline contract value	£102,882.55

ACCESS*

Patients seen in 24 months	Total	Change since previous quarter
Quarter ending March 2018	2,038	
Quarter ending June 2018	2,033	→
Quarter ending September 2018	2,032	→
Quarter ending December 2018	2,034	→
Quarter ending March 2019	2,089	↑
Variance since March 2018	2.5%	↑



ACTIVITY



Month	Adjusted Scheduled Activity (UDA)	
	2018	2019
April	258	257
May	638	566
June	870	771
July	1,246	1,159
August	1,605	1,422
September	1,921	1,731
October	2,212	1,868
November	2,606	2,289
December	2,925	2,536
January	3,157	2,922
February	3,565	3,237
March	3,804	3,584
April	3,824	3,742
May	3,827	3,742
June	3,827	3,742

QUALITY

	Quantity	Base Number	Contract	AT	Region	England
% of FP17s for the same patient ID Re-attending within 3 months - Children	148	2,277	6.5%	9.6%	11.3%	11.8%
% of FP17s for the same patient ID Re-attending within 3 months - Adults	9	85	10.6%	15.2%	15.4%	15.7%
% of FP17s for the same patient ID Re-attending between 3 & 9 months - Children	1,145	2,277	50.3%	60.2%	61.3%	58.9%
% of FP17s for the same patient ID Re-attending between 3 & 9 months - Adults	37	85	43.5%	51.3%	52.1%	50.8%
% of FP17s for Band 1 Urgent Courses	68	2,448	2.8%	9.5%	9.5%	9.1%
% of FP17s Relating to Free Repair or Replacements	3	2,448	0.1%	0.5%	0.6%	0.8%
% of FP17s Relating to Continuations	13	2,448	0.5%	0.8%	0.8%	0.9%
% of Patients satisfied with the dentistry they have received	0	0	N/A	92.4%	92.4%	92.5%
% of Patients satisfied with the time they had to wait for an appointment	0	0	N/A	88.4%	86.3%	87.0%

* This is based on patients treated on this contract for their most recent course of treatment.

Figures in italics indicate the base number of FP17s or Patient Questionnaire responses are less than 100. N/A is shown where the base number of responses is less than 10 during the period. % is calculated as Quantity/Base number*100

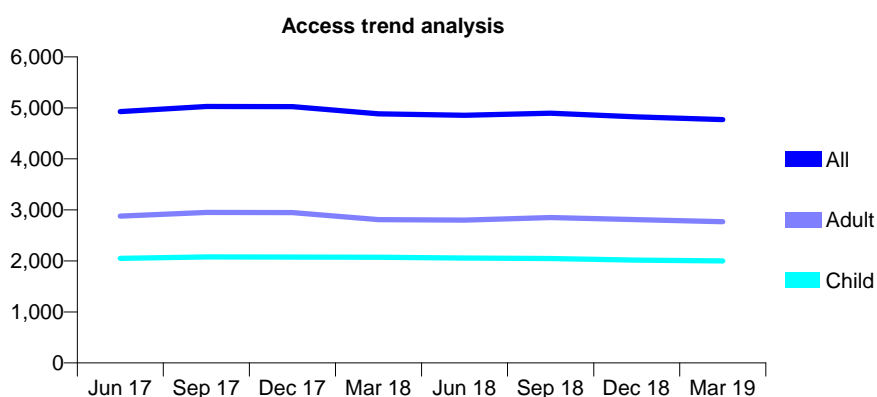
Q68 - Vital Signs At a Glance Contract Report for 355569/0003 - Year end March 2019

Name or company name	Maycroft Dental Care Centre Partnership
Contract type name	GDS Contract
Purpose of contract	General
Contract start date	02/07/2012
Contract end date	

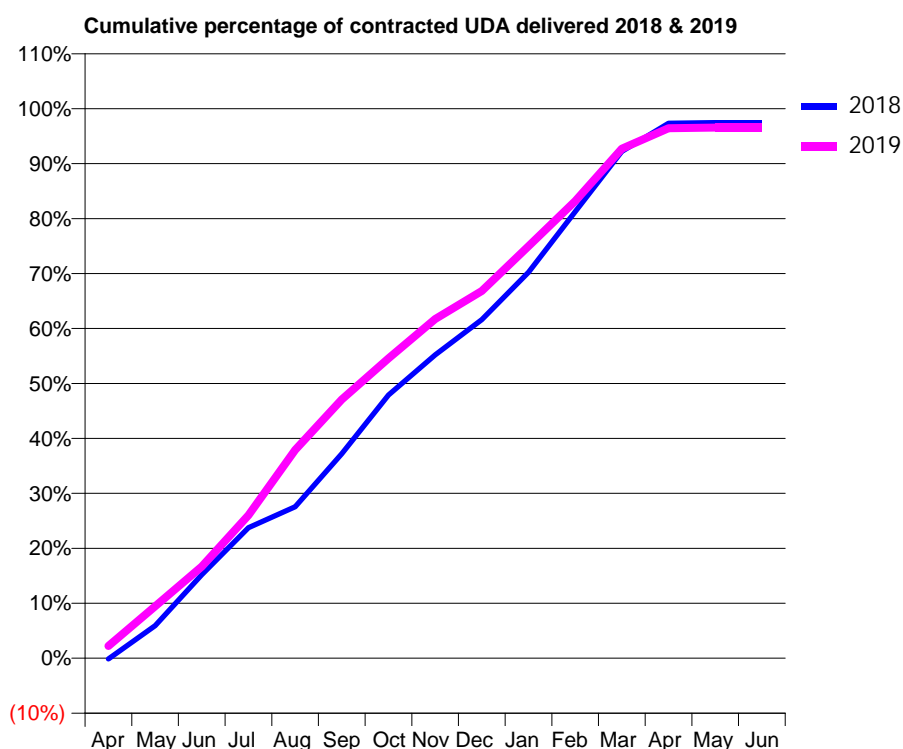
18/19 Contracted general activity (UDA)	11,500
Carry forward general activity (UDA)	290
18/19 Contracted orthodontic activity (UOA)	0
Carry forward orthodontic activity (UOA)	0
Baseline contract value	£394,183.05

ACCESS*

Patients seen in 24 months	Total	Change since previous quarter
Quarter ending March 2018	4,883	
Quarter ending June 2018	4,855	→
Quarter ending September 2018	4,896	→
Quarter ending December 2018	4,823	↓
Quarter ending March 2019	4,770	↓
Variance since March 2018	(2.3%)	↓



ACTIVITY



Month	2018	2019
April	-18	255
May	681	1,087
June	1,745	1,919
July	2,729	2,992
August	3,169	4,357
September	4,280	5,414
October	5,507	6,274
November	6,346	7,098
December	7,083	7,685
January	8,076	8,623
February	9,344	9,566
March	10,602	10,661
April	11,194	11,090
May	11,207	11,102
June	11,210	11,102

QUALITY

	Quantity	Base Number	Contract	AT	Region	England
% of FP17s for the same patient ID Re-attending within 3 months - Children	154	2,904	5.3%	9.6%	11.3%	11.8%
% of FP17s for the same patient ID Re-attending within 3 months - Adults	522	3,474	15.0%	15.2%	15.4%	15.7%
% of FP17s for the same patient ID Re-attending between 3 & 9 months - Children	1,687	2,904	58.1%	60.2%	61.3%	58.9%
% of FP17s for the same patient ID Re-attending between 3 & 9 months - Adults	1,730	3,474	49.8%	51.3%	52.1%	50.8%
% of FP17s for Band 1 Urgent Courses	555	6,324	8.8%	9.5%	9.5%	9.1%
% of FP17s Relating to Free Repair or Replacements	16	6,324	0.3%	0.5%	0.6%	0.8%
% of FP17s Relating to Continuations	20	6,324	0.3%	0.8%	0.8%	0.9%
% of Patients satisfied with the dentistry they have received	1	1	N/A	92.4%	92.4%	92.5%
% of Patients satisfied with the time they had to wait for an appointment	1	1	N/A	88.4%	86.3%	87.0%

* This is based on patients treated on this contract for their most recent course of treatment.

Figures in italics indicate the base number of FP17s or Patient Questionnaire responses are less than 100. N/A is shown where the base number of responses is less than 10 during the period. % is calculated as Quantity/Base number*100

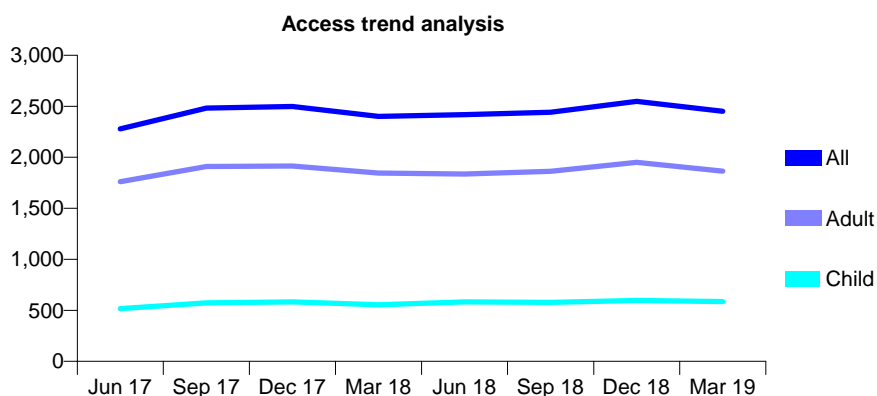
Q68 - Vital Signs At a Glance Contract Report for 359270/0022 - Year end March 2019

Name or company name	Dr Amit Rai & Dr Ali Reza Roxar
Contract type name	GDS Contract
Purpose of contract	General
Contract start date	01/02/2013
Contract end date	

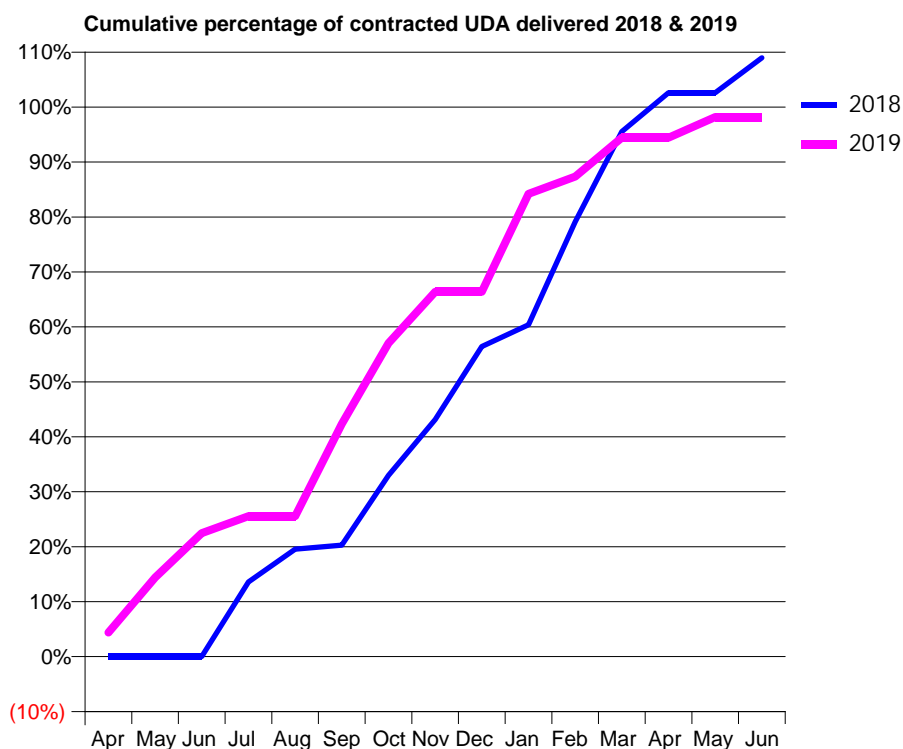
18/19 Contracted general activity (UDA)	8,710
Carry forward general activity (UDA)	0
18/19 Contracted orthodontic activity (UOA)	0
Carry forward orthodontic activity (UOA)	0
Baseline contract value	£226,234.06

ACCESS*

Patients seen in 24 months	Total	Change since previous quarter
Quarter ending March 2018	2,400	
Quarter ending June 2018	2,418	→
Quarter ending September 2018	2,441	→
Quarter ending December 2018	2,548	↑
Quarter ending March 2019	2,451	↓
Variance since March 2018	2.1%	↑



ACTIVITY



Month	Adjusted Scheduled Activity (UDA)	
	2018	2019
April	0	382
May	0	1,254
June	0	1,958
July	734	2,227
August	1,056	2,227
September	1,095	3,688
October	1,782	4,968
November	2,329	5,782
December	3,047	5,782
January	3,261	7,336
February	4,274	7,607
March	5,158	8,225
April	5,541	8,225
May	5,541	8,551
June	5,885	8,551

QUALITY

	Quantity	Base Number	Contract	AT	Region	England
% of FP17s for the same patient ID Re-attending within 3 months - Children	55	736	7.5%	9.6%	11.3%	11.8%
% of FP17s for the same patient ID Re-attending within 3 months - Adults	359	2,219	16.2%	15.2%	15.4%	15.7%
% of FP17s for the same patient ID Re-attending between 3 & 9 months - Children	378	736	51.4%	60.2%	61.3%	58.9%
% of FP17s for the same patient ID Re-attending between 3 & 9 months - Adults	919	2,219	41.4%	51.3%	52.1%	50.8%
% of FP17s for Band 1 Urgent Courses	174	2,993	5.8%	9.5%	9.5%	9.1%
% of FP17s Relating to Free Repair or Replacements	1	2,993	0.0%	0.5%	0.6%	0.8%
% of FP17s Relating to Continuations	140	2,993	4.7%	0.8%	0.8%	0.9%
% of Patients satisfied with the dentistry they have received	3	3	N/A	92.4%	92.4%	92.5%
% of Patients satisfied with the time they had to wait for an appointment	3	3	N/A	88.4%	86.3%	87.0%

* This is based on patients treated on this contract for their most recent course of treatment. Figures in italics indicate the base number of FP17s or Patient Questionnaire responses are less than 100. N/A is shown where the base number of responses is less than 10 during the period. % is calculated as Quantity/Base number*100

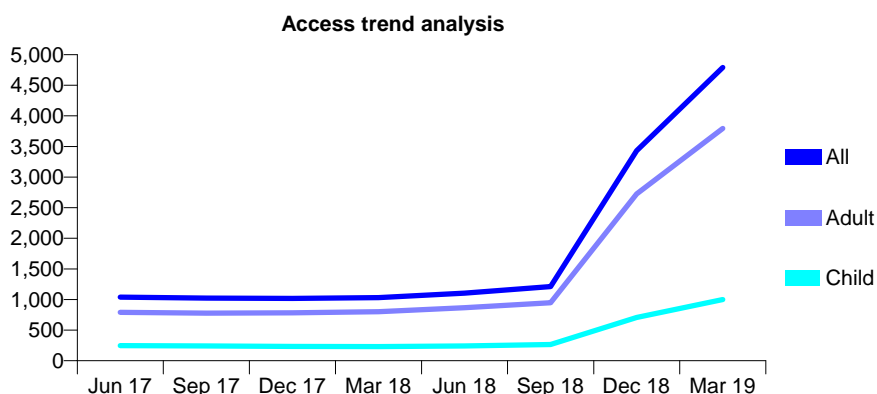
Q68 - Vital Signs At a Glance Contract Report for 359408/0001 - Year end March 2019

Name or company name	Dene Lodge Partnership
Contract type name	GDS Contract
Purpose of contract	General
Contract start date	01/04/2006
Contract end date	

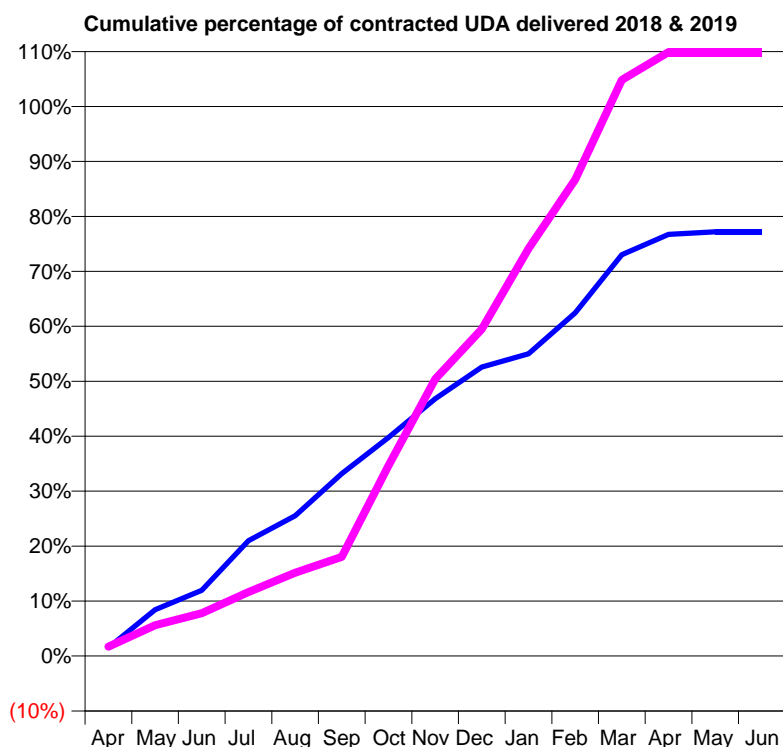
18/19 Contracted general activity (UDA)	12,147
Carry forward general activity (UDA)	0
18/19 Contracted orthodontic activity (UOA)	0
Carry forward orthodontic activity (UOA)	0
Baseline contract value	£299,199.36

ACCESS*

Patients seen in 24 months	Total	Change since previous quarter
Quarter ending March 2018	1,032	
Quarter ending June 2018	1,106	↑
Quarter ending September 2018	1,213	↑
Quarter ending December 2018	3,432	↑
Quarter ending March 2019	4,793	↑
Variance since March 2018	364.4%	↑



ACTIVITY



Month	Adjusted Scheduled Activity (UDA)	
	2018	2019
April	71	209
May	386	682
June	547	947
July	961	1,413
August	1,168	1,840
September	1,520	2,192
October	1,821	4,209
November	2,144	6,121
December	2,408	7,226
January	2,519	9,003
February	2,860	10,533
March	3,344	12,732
April	3,513	13,349
May	3,534	13,349
June	3,534	13,349

QUALITY

	Quantity	Base Number	Contract	AT	Region	England
% of FP17s for the same patient ID Re-attending within 3 months - Children	64	1,315	4.9%	9.6%	11.3%	11.8%
% of FP17s for the same patient ID Re-attending within 3 months - Adults	600	5,220	11.5%	15.2%	15.4%	15.7%
% of FP17s for the same patient ID Re-attending between 3 & 9 months - Children	387	1,315	29.4%	60.2%	61.3%	58.9%
% of FP17s for the same patient ID Re-attending between 3 & 9 months - Adults	1,421	5,220	27.2%	51.3%	52.1%	50.8%
% of FP17s for Band 1 Urgent Courses	304	6,732	4.5%	9.5%	9.5%	9.1%
% of FP17s Relating to Free Repair or Replacements	18	6,732	0.3%	0.5%	0.6%	0.8%
% of FP17s Relating to Continuations	134	6,732	2.0%	0.8%	0.8%	0.9%
% of Patients satisfied with the dentistry they have received	1	1	N/A	92.4%	92.4%	92.5%
% of Patients satisfied with the time they had to wait for an appointment	1	1	N/A	88.4%	86.3%	87.0%

* This is based on patients treated on this contract for their most recent course of treatment. Figures in italics indicate the base number of FP17s or Patient Questionnaire responses are less than 100. N/A is shown where the base number of responses is less than 10 during the period. % is calculated as Quantity/Base number*100

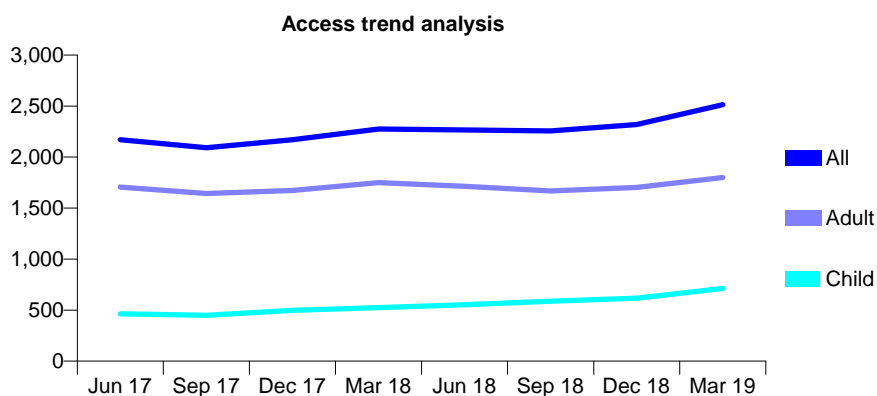
Q68 - Vital Signs At a Glance Contract Report for 363863/0001 - Year end March 2019

Name or company name	MR G BILLIS
Contract type name	GDS Contract
Purpose of contract	General
Contract start date	01/07/2015
Contract end date	

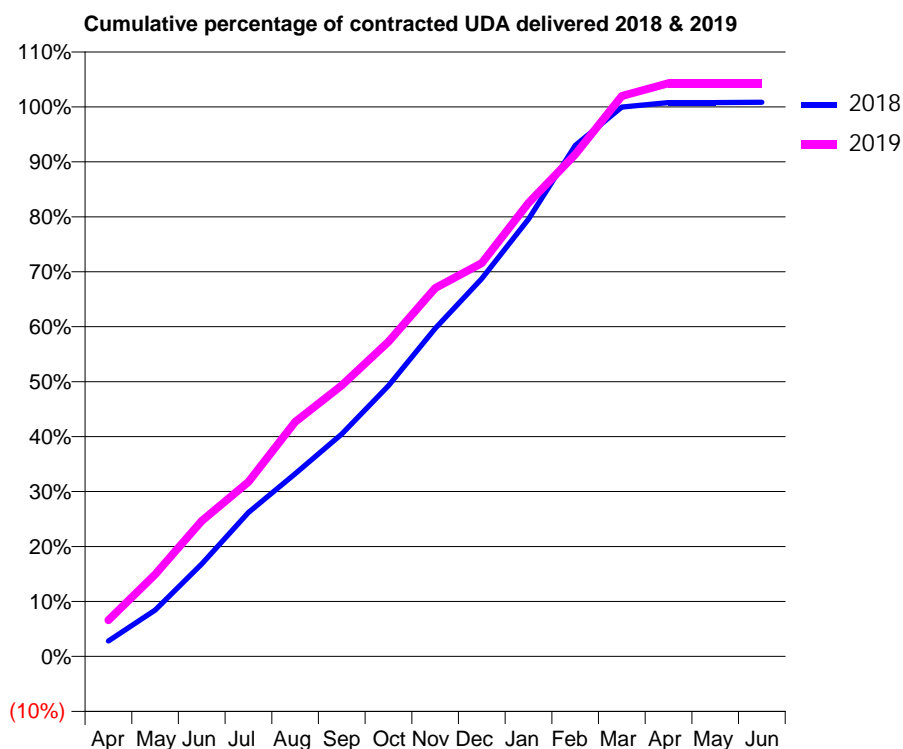
18/19 Contracted general activity (UDA)	6,000
Carry forward general activity (UDA)	0
18/19 Contracted orthodontic activity (UOA)	0
Carry forward orthodontic activity (UOA)	0
Baseline contract value	£149,508.10

ACCESS*

Patients seen in 24 months	Total	Change since previous quarter
Quarter ending March 2018	2,275	
Quarter ending June 2018	2,266	→
Quarter ending September 2018	2,257	→
Quarter ending December 2018	2,320	↑
Quarter ending March 2019	2,514	↑
Variance since March 2018	10.5%	↑



ACTIVITY



Month	Adjusted Scheduled Activity (UDA)	
	2018	2019
April	168	397
May	506	897
June	1,010	1,481
July	1,572	1,905
August	1,994	2,560
September	2,427	2,960
October	2,956	3,438
November	3,580	4,023
December	4,125	4,294
January	4,775	4,952
February	5,579	5,479
March	5,998	6,119
April	6,045	6,257
May	6,047	6,257
June	6,051	6,257

QUALITY

	Quantity	Base Number	Contract	AT	Region	England
% of FP17s for the same patient ID Re-attending within 3 months - Children	48	990	4.8%	9.6%	11.3%	11.8%
% of FP17s for the same patient ID Re-attending within 3 months - Adults	258	2,421	10.7%	15.2%	15.4%	15.7%
% of FP17s for the same patient ID Re-attending between 3 & 9 months - Children	551	990	55.7%	60.2%	61.3%	58.9%
% of FP17s for the same patient ID Re-attending between 3 & 9 months - Adults	1,418	2,421	58.6%	51.3%	52.1%	50.8%
% of FP17s for Band 1 Urgent Courses	276	3,448	8.0%	9.5%	9.5%	9.1%
% of FP17s Relating to Free Repair or Replacements	11	3,448	0.3%	0.5%	0.6%	0.8%
% of FP17s Relating to Continuations	4	3,448	0.1%	0.8%	0.8%	0.9%
% of Patients satisfied with the dentistry they have received	0	0	N/A	92.4%	92.4%	92.5%
% of Patients satisfied with the time they had to wait for an appointment	0	0	N/A	88.4%	86.3%	87.0%

* This is based on patients treated on this contract for their most recent course of treatment. Figures in italics indicate the base number of FP17s or Patient Questionnaire responses are less than 100. N/A is shown where the base number of responses is less than 10 during the period. % is calculated as Quantity/Base number*100

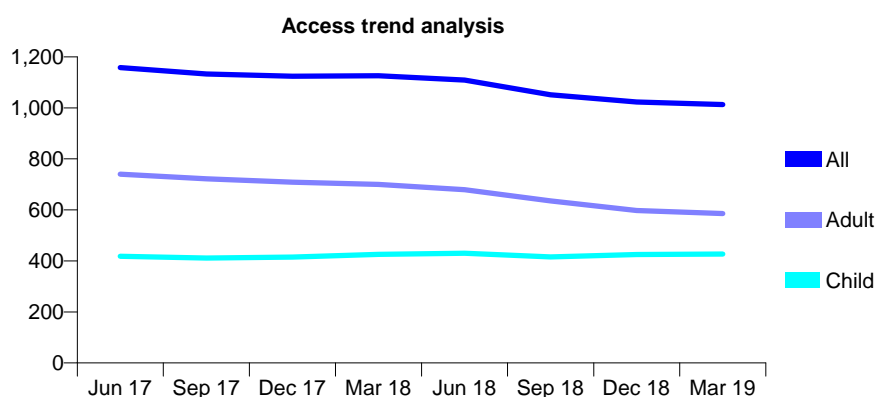
Q68 - Vital Signs At a Glance Contract Report for 368156/0001 - Year end March 2019

Name or company name	MRS N SRINIVASAN
Contract type name	GDS Contract
Purpose of contract	General
Contract start date	01/07/2011
Contract end date	

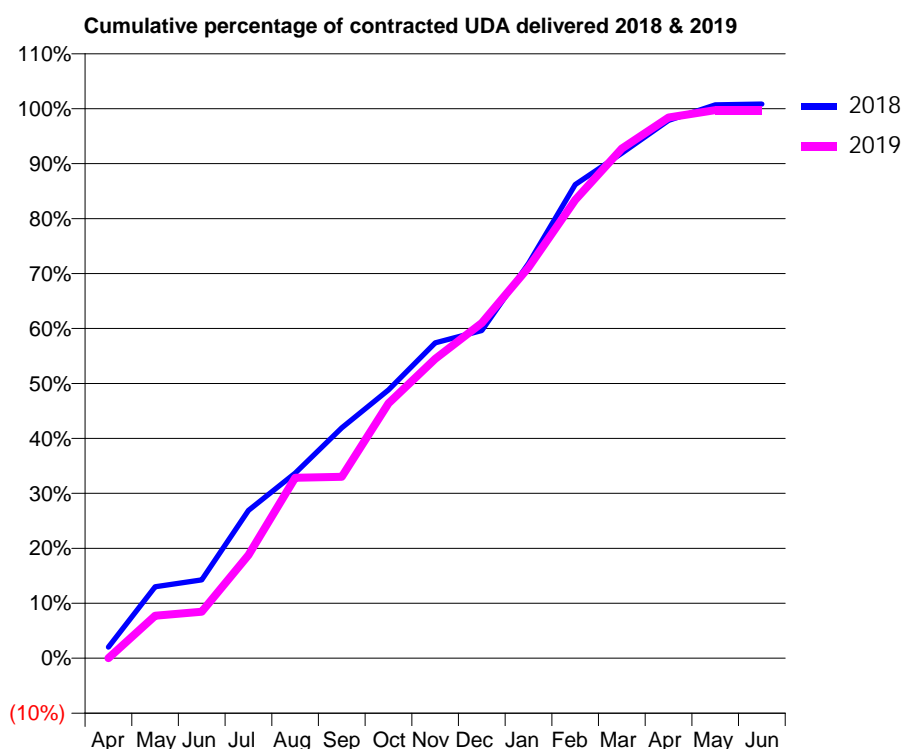
18/19 Contracted general activity (UDA)	2,265
Carry forward general activity (UDA)	0
18/19 Contracted orthodontic activity (UOA)	0
Carry forward orthodontic activity (UOA)	0
Baseline contract value	£57,384.87

ACCESS*

Patients seen in 24 months	Total	Change since previous quarter
Quarter ending March 2018	1,126	
Quarter ending June 2018	1,109	↓
Quarter ending September 2018	1,051	↓
Quarter ending December 2018	1,023	↓
Quarter ending March 2019	1,013	→
Variance since March 2018	(10.0%)	↓



ACTIVITY



Adjusted Scheduled Activity (UDA)		
Month	2018	2019
April	46	0
May	295	175
June	323	192
July	609	425
August	763	744
September	950	748
October	1,105	1,051
November	1,300	1,234
December	1,351	1,382
January	1,627	1,610
February	1,952	1,889
March	2,081	2,101
April	2,216	2,229
May	2,281	2,259
June	2,284	2,259

QUALITY

	Quantity	Base Number	Contract	AT	Region	England
% of FP17s for the same patient ID Re-attending within 3 months - Children	40	687	5.8%	9.6%	11.3%	11.8%
% of FP17s for the same patient ID Re-attending within 3 months - Adults	129	827	15.6%	15.2%	15.4%	15.7%
% of FP17s for the same patient ID Re-attending between 3 & 9 months - Children	421	687	61.3%	60.2%	61.3%	58.9%
% of FP17s for the same patient ID Re-attending between 3 & 9 months - Adults	456	827	55.1%	51.3%	52.1%	50.8%
% of FP17s for Band 1 Urgent Courses	100	1,459	6.9%	9.5%	9.5%	9.1%
% of FP17s Relating to Free Repair or Replacements	7	1,459	0.5%	0.5%	0.6%	0.8%
% of FP17s Relating to Continuations	3	1,459	0.2%	0.8%	0.8%	0.9%
% of Patients satisfied with the dentistry they have received	0	0	N/A	92.4%	92.4%	92.5%
% of Patients satisfied with the time they had to wait for an appointment	0	0	N/A	88.4%	86.3%	87.0%

* This is based on patients treated on this contract for their most recent course of treatment.

Figures in italics indicate the base number of FP17s or Patient Questionnaire responses are less than 100. N/A is shown where the base number of responses is less than 10 during the period. % is calculated as Quantity/Base number*100

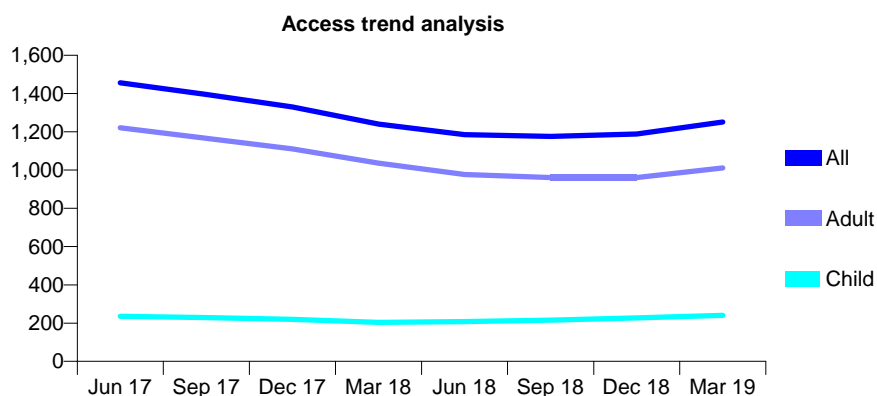
Q68 - Vital Signs At a Glance Contract Report for 389382/0002 - Year end March 2019

Name or company name	MR MB FAHAMI
Contract type name	GDS Contract
Purpose of contract	General
Contract start date	05/07/2006
Contract end date	

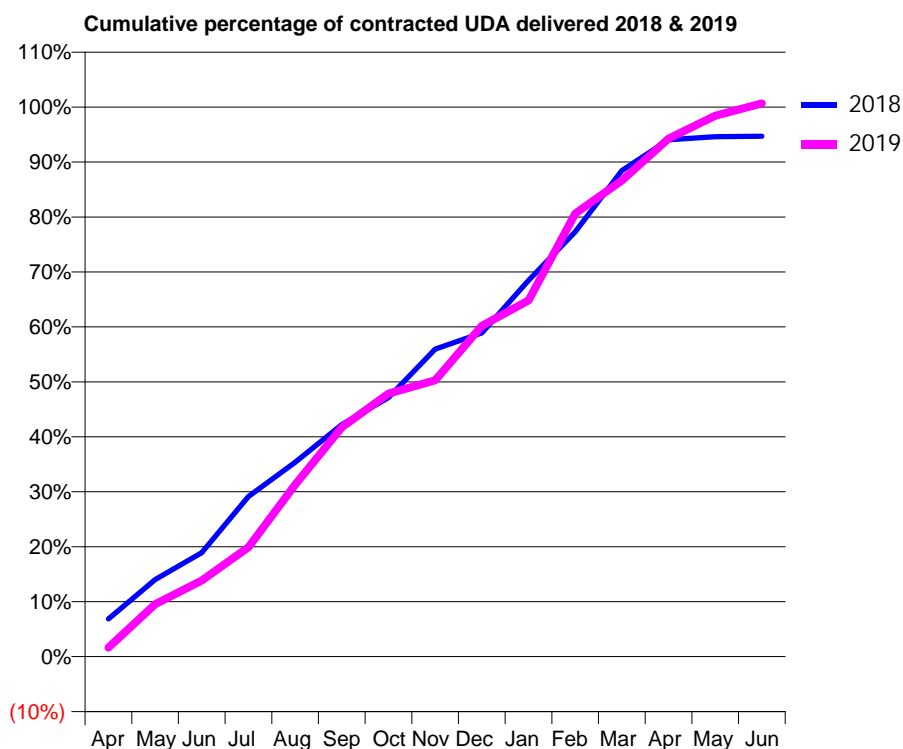
18/19 Contracted general activity (UDA)	4,100
Carry forward general activity (UDA)	0
18/19 Contracted orthodontic activity (UOA)	0
Carry forward orthodontic activity (UOA)	0
Baseline contract value	£145,025.20

ACCESS*

Patients seen in 24 months	Total	Change since previous quarter
Quarter ending March 2018	1,240	
Quarter ending June 2018	1,185	↓
Quarter ending September 2018	1,176	→
Quarter ending December 2018	1,188	→
Quarter ending March 2019	1,251	↑
Variance since March 2018	0.9%	→



ACTIVITY



Month	Adjusted Scheduled Activity (UDA)	
	2018	2019
April	281	68
May	575	391
June	775	567
July	1,194	816
August	1,451	1,283
September	1,731	1,711
October	1,933	1,962
November	2,294	2,062
December	2,415	2,468
January	2,806	2,657
February	3,170	3,306
March	3,626	3,551
April	3,856	3,864
May	3,879	4,035
June	3,882	4,127

QUALITY

	Quantity	Base Number	Contract	AT	Region	England
% of FP17s for the same patient ID Re-attending within 3 months - Children	14	369	3.8%	9.6%	11.3%	11.8%
% of FP17s for the same patient ID Re-attending within 3 months - Adults	217	1,356	16.0%	15.2%	15.4%	15.7%
% of FP17s for the same patient ID Re-attending between 3 & 9 months - Children	200	369	54.2%	60.2%	61.3%	58.9%
% of FP17s for the same patient ID Re-attending between 3 & 9 months - Adults	582	1,356	42.9%	51.3%	52.1%	50.8%
% of FP17s for Band 1 Urgent Courses	217	1,929	11.2%	9.5%	9.5%	9.1%
% of FP17s Relating to Free Repair or Replacements	0	1,929	0.0%	0.5%	0.6%	0.8%
% of FP17s Relating to Continuations	0	1,929	0.0%	0.8%	0.8%	0.9%
% of Patients satisfied with the dentistry they have received	0	0	N/A	92.4%	92.4%	92.5%
% of Patients satisfied with the time they had to wait for an appointment	0	0	N/A	88.4%	86.3%	87.0%

* This is based on patients treated on this contract for their most recent course of treatment. Figures in italics indicate the base number of FP17s or Patient Questionnaire responses are less than 100. N/A is shown where the base number of responses is less than 10 during the period. % is calculated as Quantity/Base number*100

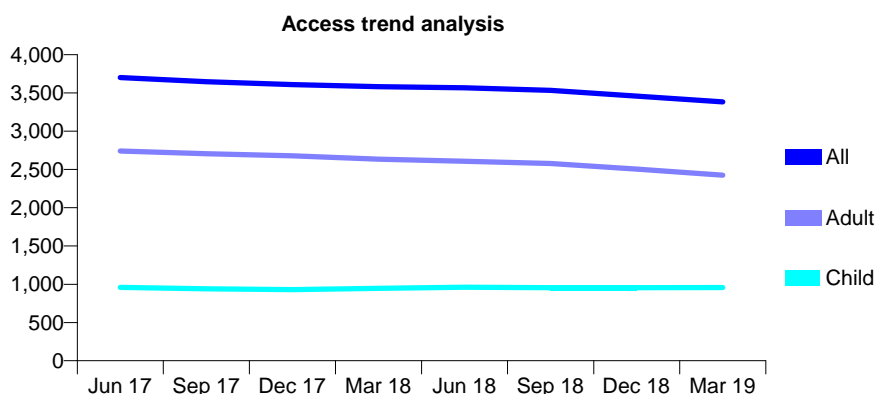
Q68 - Vital Signs At a Glance Contract Report for 396710/0001 - Year end March 2019

Name or company name	Old Mill Dental Surgery
Contract type name	GDS Contract
Purpose of contract	General
Contract start date	01/04/2006
Contract end date	

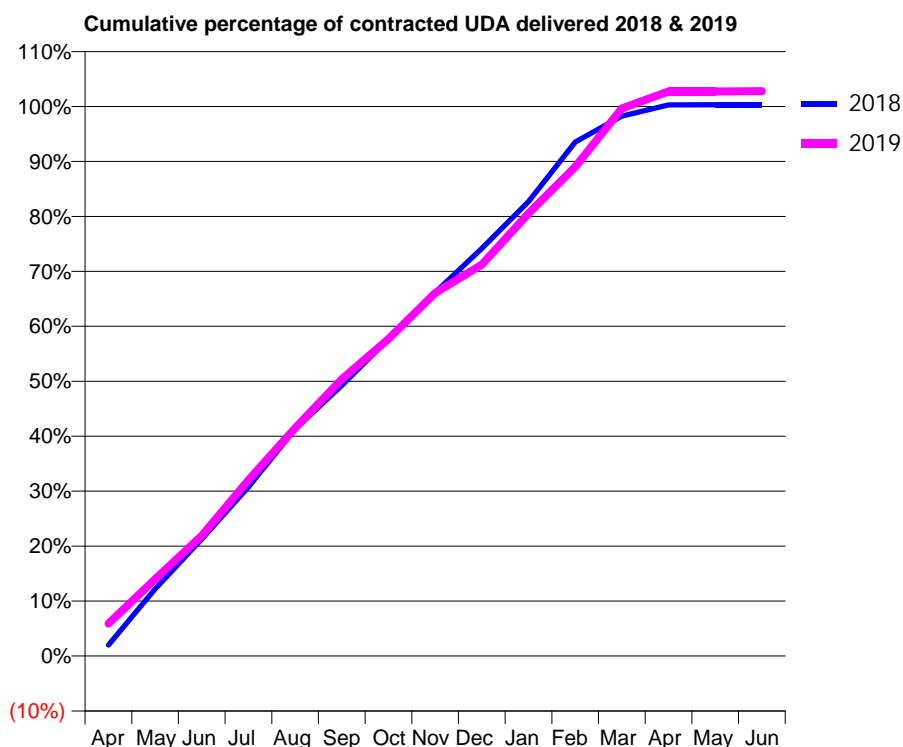
18/19 Contracted general activity (UDA)	8,029
Carry forward general activity (UDA)	0
18/19 Contracted orthodontic activity (UOA)	0
Carry forward orthodontic activity (UOA)	0
Baseline contract value	£172,175.72

ACCESS*

Patients seen in 24 months	Total	Change since previous quarter
Quarter ending March 2018	3,580	
Quarter ending June 2018	3,567	→
Quarter ending September 2018	3,533	→
Quarter ending December 2018	3,459	↓
Quarter ending March 2019	3,382	↓
Variance since March 2018	(5.5%)	↓



ACTIVITY



Month	Adjusted Scheduled Activity (UDA)	
	2018	2019
April	161	475
May	981	1,123
June	1,709	1,757
July	2,471	2,571
August	3,317	3,331
September	3,952	4,044
October	4,635	4,632
November	5,314	5,305
December	5,955	5,718
January	6,639	6,466
February	7,510	7,149
March	7,888	7,998
April	8,051	8,248
May	8,053	8,248
June	8,054	8,253

QUALITY

	Quantity	Base Number	Contract	AT	Region	England
% of FP17s for the same patient ID Re-attending within 3 months - Children	160	1,558	10.3%	9.6%	11.3%	11.8%
% of FP17s for the same patient ID Re-attending within 3 months - Adults	317	3,036	10.4%	15.2%	15.4%	15.7%
% of FP17s for the same patient ID Re-attending between 3 & 9 months - Children	849	1,558	54.5%	60.2%	61.3%	58.9%
% of FP17s for the same patient ID Re-attending between 3 & 9 months - Adults	1,275	3,036	42.0%	51.3%	52.1%	50.8%
% of FP17s for Band 1 Urgent Courses	321	4,642	6.9%	9.5%	9.5%	9.1%
% of FP17s Relating to Free Repair or Replacements	14	4,642	0.3%	0.5%	0.6%	0.8%
% of FP17s Relating to Continuations	7	4,642	0.2%	0.8%	0.8%	0.9%
% of Patients satisfied with the dentistry they have received	0	0	N/A	92.4%	92.4%	92.5%
% of Patients satisfied with the time they had to wait for an appointment	0	0	N/A	88.4%	86.3%	87.0%

* This is based on patients treated on this contract for their most recent course of treatment. Figures in italics indicate the base number of FP17s or Patient Questionnaire responses are less than 100. N/A is shown where the base number of responses is less than 10 during the period. % is calculated as Quantity/Base number*100

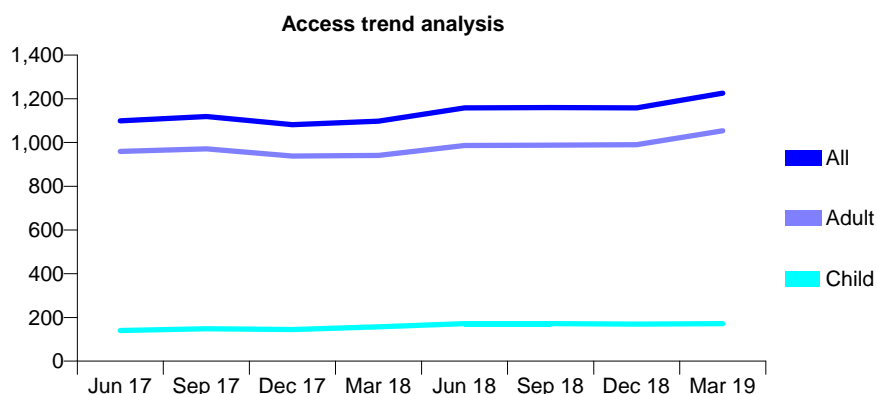
Q68 - Vital Signs At a Glance Contract Report for 398144/0002 - Year end March 2019

Name or company name	MISS DR BECKER
Contract type name	GDS Contract
Purpose of contract	General
Contract start date	01/11/2015
Contract end date	

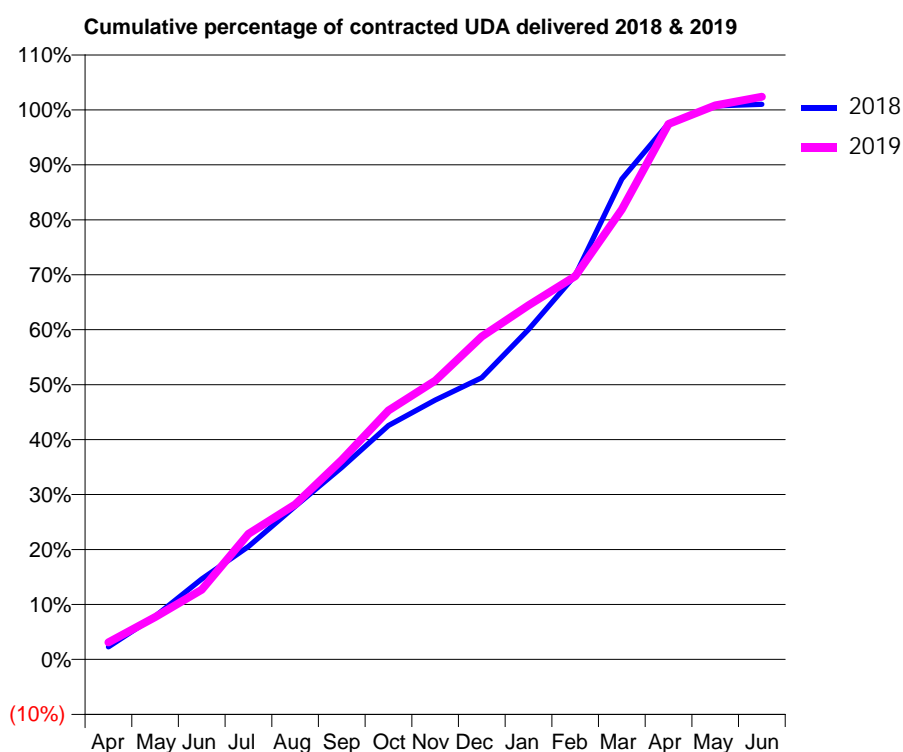
18/19 Contracted general activity (UDA)	4,156
Carry forward general activity (UDA)	0
18/19 Contracted orthodontic activity (UOA)	0
Carry forward orthodontic activity (UOA)	0
Baseline contract value	£116,745.41

ACCESS*

Patients seen in 24 months	Total	Change since previous quarter
Quarter ending March 2018	1,098	
Quarter ending June 2018	1,158	↑
Quarter ending September 2018	1,160	→
Quarter ending December 2018	1,159	→
Quarter ending March 2019	1,226	↑
Variance since March 2018	11.7%	↑



ACTIVITY



Month	Adjusted Scheduled Activity (UDA)	
	2018	2019
April	95	128
May	326	321
June	609	527
July	854	949
August	1,158	1,172
September	1,452	1,509
October	1,769	1,882
November	1,961	2,108
December	2,131	2,442
January	2,494	2,679
February	2,904	2,898
March	3,632	3,402
April	4,054	4,049
May	4,186	4,189
June	4,198	4,255

QUALITY

	Quantity	Base Number	Contract	AT	Region	England
% of FP17s for the same patient ID Re-attending within 3 months - Children	18	258	7.0%	9.6%	11.3%	11.8%
% of FP17s for the same patient ID Re-attending within 3 months - Adults	152	1,599	9.5%	15.2%	15.4%	15.7%
% of FP17s for the same patient ID Re-attending between 3 & 9 months - Children	163	258	63.2%	60.2%	61.3%	58.9%
% of FP17s for the same patient ID Re-attending between 3 & 9 months - Adults	1,036	1,599	64.8%	51.3%	52.1%	50.8%
% of FP17s for Band 1 Urgent Courses	124	1,928	6.4%	9.5%	9.5%	9.1%
% of FP17s Relating to Free Repair or Replacements	4	1,928	0.2%	0.5%	0.6%	0.8%
% of FP17s Relating to Continuations	0	1,928	0.0%	0.8%	0.8%	0.9%
% of Patients satisfied with the dentistry they have received	0	0	N/A	92.4%	92.4%	92.5%
% of Patients satisfied with the time they had to wait for an appointment	0	0	N/A	88.4%	86.3%	87.0%

* This is based on patients treated on this contract for their most recent course of treatment.

Figures in italics indicate the base number of FP17s or Patient Questionnaire responses are less than 100. N/A is shown where the base number of responses is less than 10 during the period. % is calculated as Quantity/Base number*100

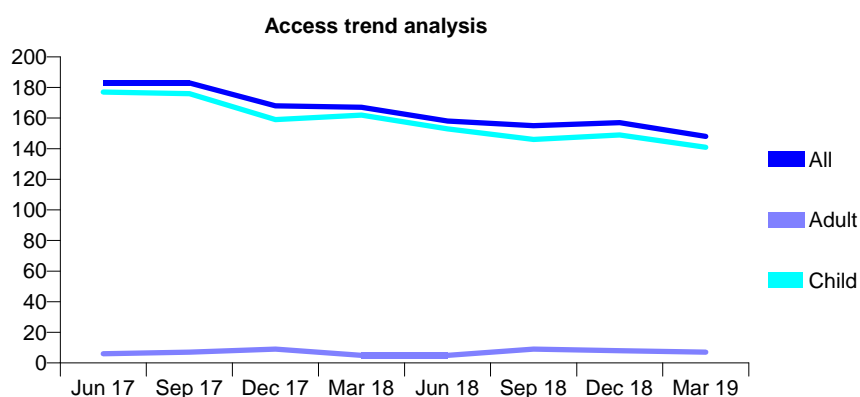
Q68 - Vital Signs At a Glance Contract Report for 557056/0002 - Year end March 2019

Name or company name	MR S URDANG
Contract type name	GDS Contract
Purpose of contract	General
Contract start date	02/07/2008
Contract end date	

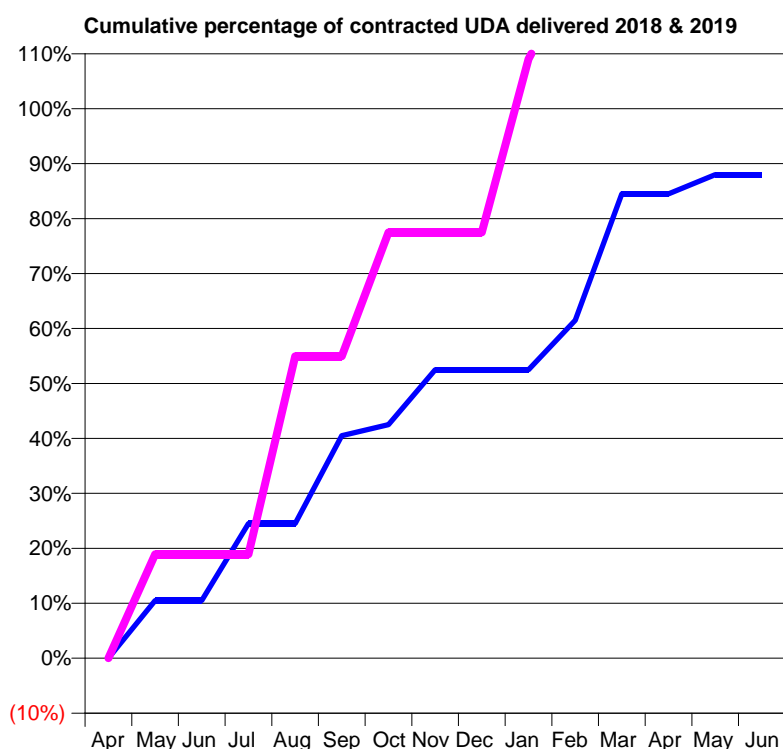
18/19 Contracted general activity (UDA)	111
Carry forward general activity (UDA)	0
18/19 Contracted orthodontic activity (UOA)	0
Carry forward orthodontic activity (UOA)	0
Baseline contract value	£2,572.77

ACCESS*

Patients seen in 24 months	Total	Change since previous quarter
Quarter ending March 2018	167	
Quarter ending June 2018	158	↓
Quarter ending September 2018	155	↓
Quarter ending December 2018	157	→
Quarter ending March 2019	148	↓
Variance since March 2018	(11.4%)	↓



ACTIVITY



Month	2018	2019
April	0	0
May	21	21
June	21	21
July	49	21
August	49	61
September	81	61
October	85	86
November	105	86
December	105	86
January	105	121
February	123	138
March	169	141
April	169	141
May	176	141
June	176	141

QUALITY

	Quantity	Base Number	Contract	AT	Region	England
% of FP17s for the same patient ID Re-attending within 3 months - Children	5	150	3.3%	9.6%	11.3%	11.8%
% of FP17s for the same patient ID Re-attending within 3 months - Adults	0	0	N/A	15.2%	15.4%	15.7%
% of FP17s for the same patient ID Re-attending between 3 & 9 months - Children	64	150	42.7%	60.2%	61.3%	58.9%
% of FP17s for the same patient ID Re-attending between 3 & 9 months - Adults	0	0	N/A	51.3%	52.1%	50.8%
% of FP17s for Band 1 Urgent Courses	0	143	0.0%	9.5%	9.5%	9.1%
% of FP17s Relating to Free Repair or Replacements	0	143	0.0%	0.5%	0.6%	0.8%
% of FP17s Relating to Continuations	0	143	0.0%	0.8%	0.8%	0.9%
% of Patients satisfied with the dentistry they have received	0	0	N/A	92.4%	92.4%	92.5%
% of Patients satisfied with the time they had to wait for an appointment	0	0	N/A	88.4%	86.3%	87.0%

* This is based on patients treated on this contract for their most recent course of treatment.

Figures in italics indicate the base number of FP17s or Patient Questionnaire responses are less than 100. N/A is shown where the base number of responses is less than 10 during the period. % is calculated as Quantity/Base number*100

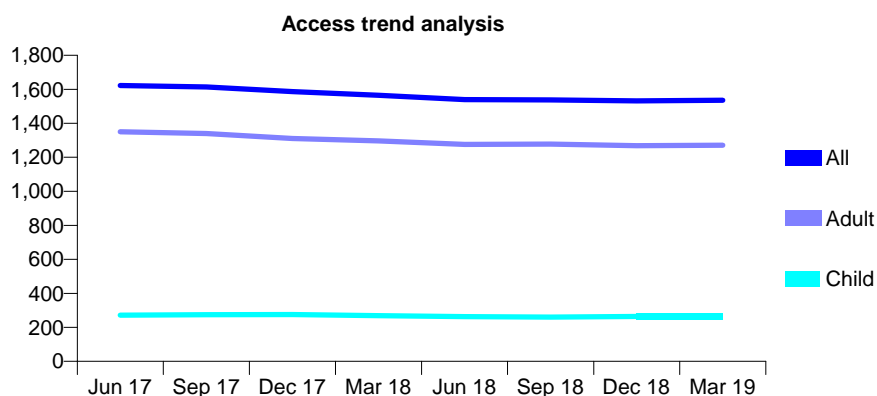
Q68 - Vital Signs At a Glance Contract Report for 558222/0005 - Year end March 2019

Name or company name	MR NJ VAID
Contract type name	GDS Contract
Purpose of contract	General
Contract start date	01/04/2011
Contract end date	

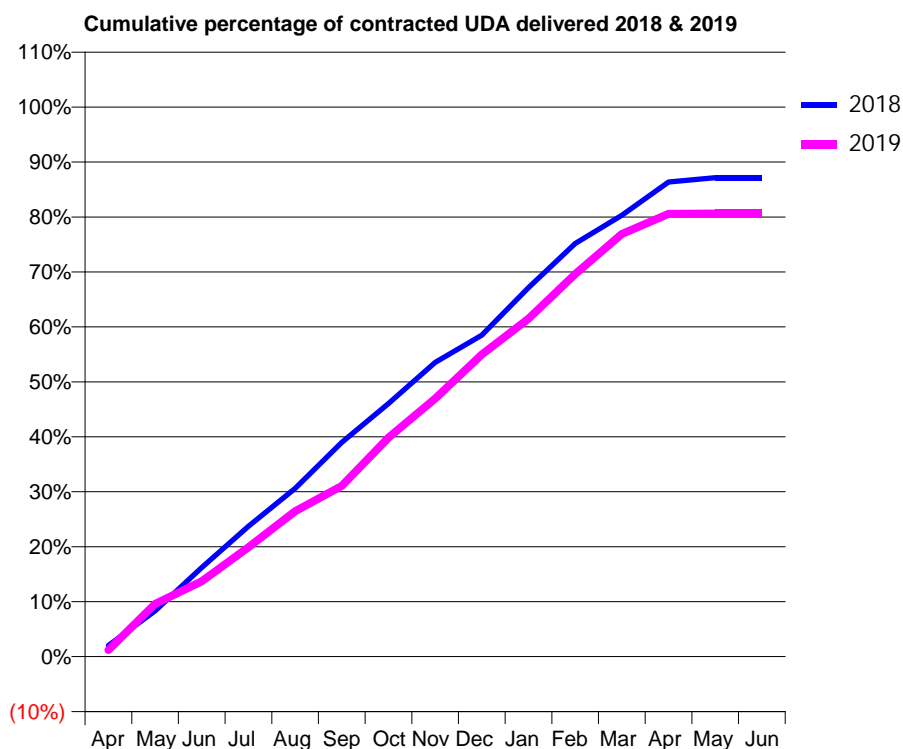
18/19 Contracted general activity (UDA)	5,235
Carry forward general activity (UDA)	0
18/19 Contracted orthodontic activity (UOA)	0
Carry forward orthodontic activity (UOA)	0
Baseline contract value	£125,218.13

ACCESS*

Patients seen in 24 months	Total	Change since previous quarter
Quarter ending March 2018	1,565	
Quarter ending June 2018	1,539	↓
Quarter ending September 2018	1,538	→
Quarter ending December 2018	1,532	→
Quarter ending March 2019	1,535	→
Variance since March 2018	(1.9%)	↓



ACTIVITY



Month	Adjusted Scheduled Activity (UDA)	
	2018	2019
April	106	63
May	437	503
June	849	717
July	1,242	1,042
August	1,604	1,386
September	2,040	1,627
October	2,412	2,087
November	2,803	2,458
December	3,063	2,877
January	3,515	3,220
February	3,936	3,644
March	4,204	4,026
April	4,521	4,217
May	4,562	4,220
June	4,562	4,220

QUALITY

	Quantity	Base Number	Contract	AT	Region	England
% of FP17s for the same patient ID Re-attending within 3 months - Children	21	394	5.3%	9.6%	11.3%	11.8%
% of FP17s for the same patient ID Re-attending within 3 months - Adults	418	2,230	18.7%	15.2%	15.4%	15.7%
% of FP17s for the same patient ID Re-attending between 3 & 9 months - Children	236	394	59.9%	60.2%	61.3%	58.9%
% of FP17s for the same patient ID Re-attending between 3 & 9 months - Adults	1,341	2,230	60.1%	51.3%	52.1%	50.8%
% of FP17s for Band 1 Urgent Courses	274	2,539	10.8%	9.5%	9.5%	9.1%
% of FP17s Relating to Free Repair or Replacements	19	2,539	0.7%	0.5%	0.6%	0.8%
% of FP17s Relating to Continuations	58	2,539	2.3%	0.8%	0.8%	0.9%
% of Patients satisfied with the dentistry they have received	1	1	N/A	92.4%	92.4%	92.5%
% of Patients satisfied with the time they had to wait for an appointment	1	1	N/A	88.4%	86.3%	87.0%

* This is based on patients treated on this contract for their most recent course of treatment. Figures in italics indicate the base number of FP17s or Patient Questionnaire responses are less than 100. N/A is shown where the base number of responses is less than 10 during the period. % is calculated as Quantity/Base number*100

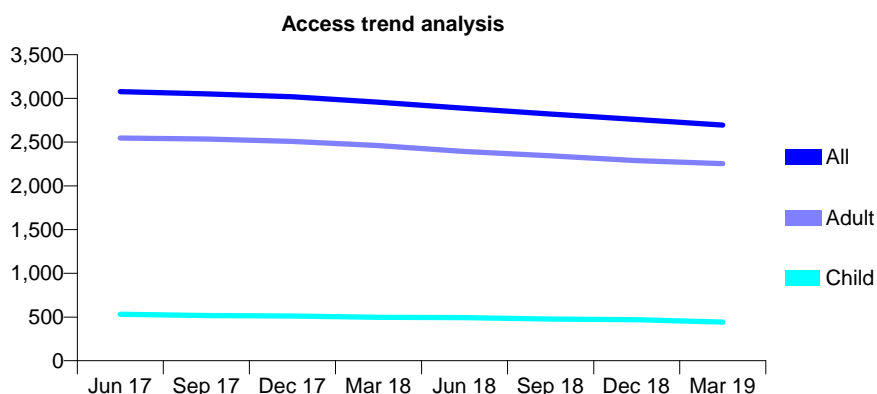
Q68 - Vital Signs At a Glance Contract Report for 558222/0006 - Year end March 2019

Name or company name	MR NJ VAID
Contract type name	GDS Contract
Purpose of contract	General
Contract start date	01/04/2011
Contract end date	

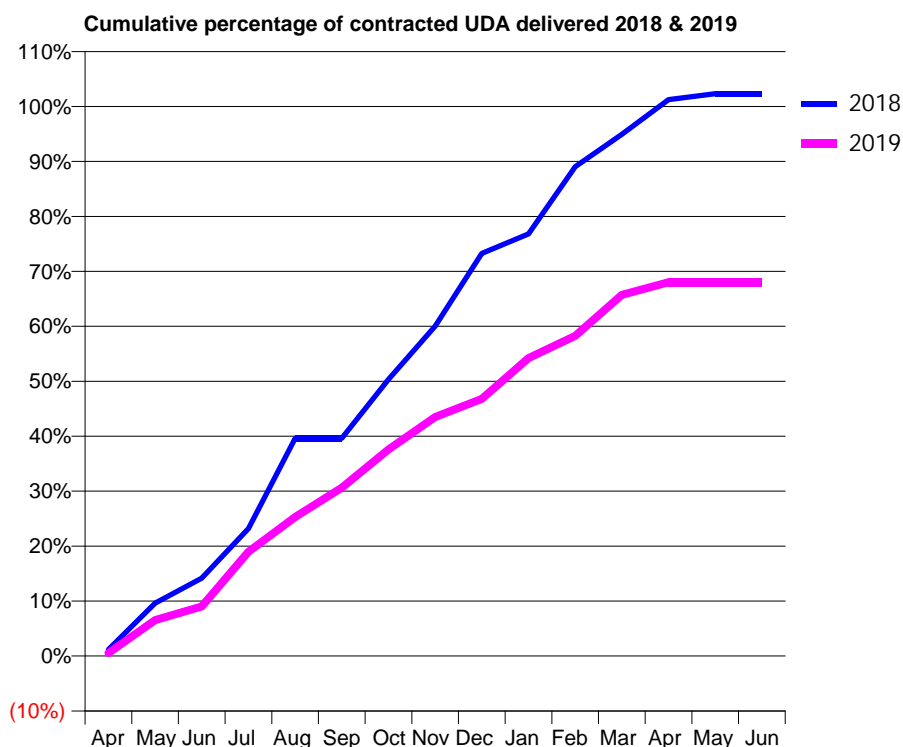
18/19 Contracted general activity (UDA)	10,603
Carry forward general activity (UDA)	0
18/19 Contracted orthodontic activity (UOA)	0
Carry forward orthodontic activity (UOA)	0
Baseline contract value	£275,392.91

ACCESS*

Patients seen in 24 months	Total	Change since previous quarter
Quarter ending March 2018	2,957	
Quarter ending June 2018	2,886	↓
Quarter ending September 2018	2,820	↓
Quarter ending December 2018	2,758	↓
Quarter ending March 2019	2,695	↓
Variance since March 2018	(8.9%)	↓



ACTIVITY



Month	Adjusted Scheduled Activity (UDA)	
	2018	2019
April	94	58
May	770	692
June	1,135	957
July	1,858	2,012
August	3,171	2,681
September	3,171	3,245
October	4,028	3,984
November	4,806	4,611
December	5,862	4,962
January	6,147	5,746
February	7,126	6,176
March	7,597	6,968
April	8,101	7,210
May	8,189	7,210
June	8,189	7,210

QUALITY

	Quantity	Base Number	Contract	AT	Region	England
% of FP17s for the same patient ID Re-attending within 3 months - Children	47	699	6.7%	9.6%	11.3%	11.8%
% of FP17s for the same patient ID Re-attending within 3 months - Adults	487	3,626	13.4%	15.2%	15.4%	15.7%
% of FP17s for the same patient ID Re-attending between 3 & 9 months - Children	411	699	58.8%	60.2%	61.3%	58.9%
% of FP17s for the same patient ID Re-attending between 3 & 9 months - Adults	2,073	3,626	57.2%	51.3%	52.1%	50.8%
% of FP17s for Band 1 Urgent Courses	281	4,028	7.0%	9.5%	9.5%	9.1%
% of FP17s Relating to Free Repair or Replacements	65	4,028	1.6%	0.5%	0.6%	0.8%
% of FP17s Relating to Continuations	39	4,028	1.0%	0.8%	0.8%	0.9%
% of Patients satisfied with the dentistry they have received	2	2	N/A	92.4%	92.4%	92.5%
% of Patients satisfied with the time they had to wait for an appointment	2	2	N/A	88.4%	86.3%	87.0%

* This is based on patients treated on this contract for their most recent course of treatment. Figures in italics indicate the base number of FP17s or Patient Questionnaire responses are less than 100. N/A is shown where the base number of responses is less than 10 during the period. % is calculated as Quantity/Base number*100

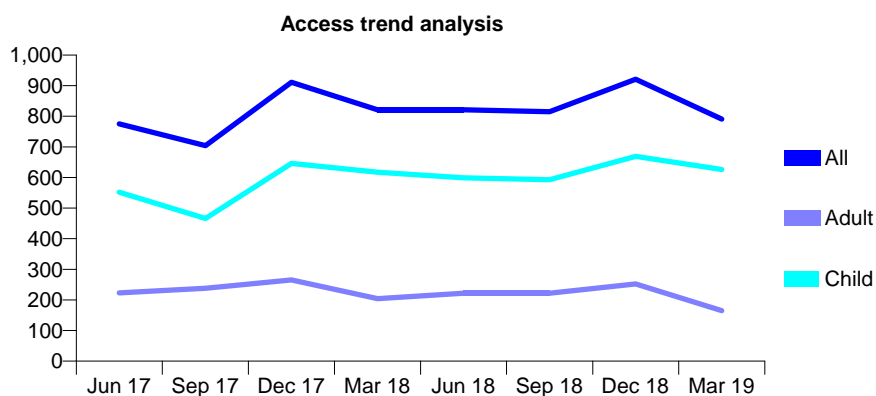
Q68 - Vital Signs At a Glance Contract Report for 558745/0004 - Year end March 2019

Name or company name	MR VH WIFFEN
Contract type name	GDS Contract
Purpose of contract	General
Contract start date	01/06/2010
Contract end date	

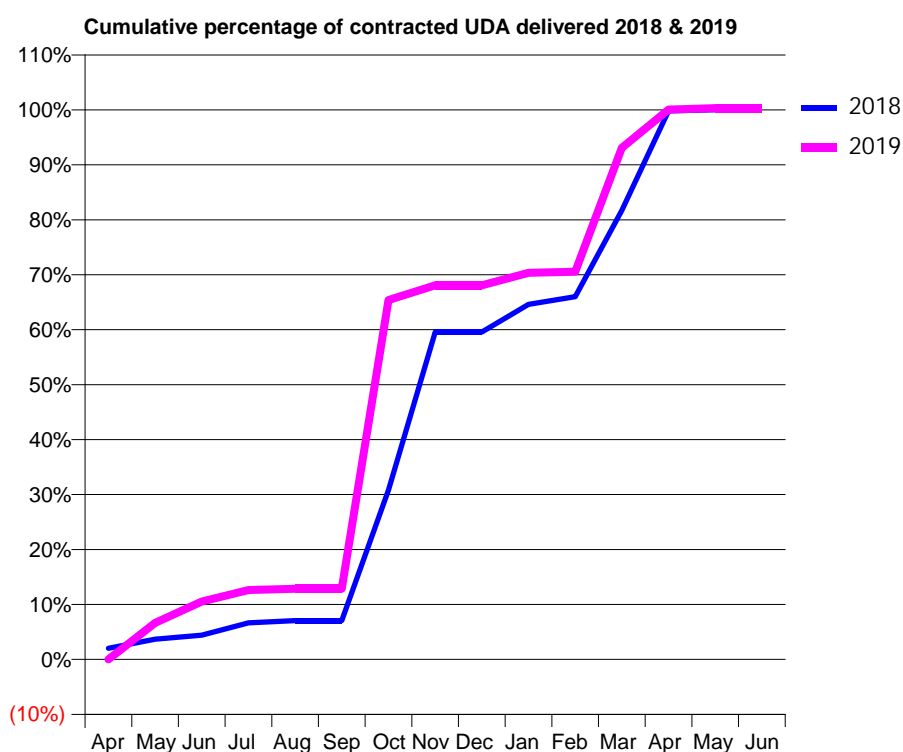
18/19 Contracted general activity (UDA)	1,532
Carry forward general activity (UDA)	0
18/19 Contracted orthodontic activity (UOA)	0
Carry forward orthodontic activity (UOA)	0
Baseline contract value	£44,720.77

ACCESS*

Patients seen in 24 months	Total	Change since previous quarter
Quarter ending March 2018	821	
Quarter ending June 2018	821	→
Quarter ending September 2018	815	→
Quarter ending December 2018	921	↑
Quarter ending March 2019	791	↓
Variance since March 2018	(3.7%)	↓



ACTIVITY



Month	2018	2019
April	31	0
May	56	102
June	67	161
July	102	193
August	108	197
September	108	197
October	472	1,002
November	912	1,043
December	912	1,043
January	990	1,077
February	1,011	1,081
March	1,252	1,426
April	1,529	1,533
May	1,532	1,537
June	1,532	1,537

QUALITY

	Quantity	Base Number	Contract	AT	Region	England
% of FP17s for the same patient ID Re-attending within 3 months - Children	30	1,217	2.5%	9.6%	11.3%	11.8%
% of FP17s for the same patient ID Re-attending within 3 months - Adults	1	69	1.4%	15.2%	15.4%	15.7%
% of FP17s for the same patient ID Re-attending between 3 & 9 months - Children	743	1,217	61.1%	60.2%	61.3%	58.9%
% of FP17s for the same patient ID Re-attending between 3 & 9 months - Adults	43	69	62.3%	51.3%	52.1%	50.8%
% of FP17s for Band 1 Urgent Courses	30	1,111	2.7%	9.5%	9.5%	9.1%
% of FP17s Relating to Free Repair or Replacements	0	1,111	0.0%	0.5%	0.6%	0.8%
% of FP17s Relating to Continuations	0	1,111	0.0%	0.8%	0.8%	0.9%
% of Patients satisfied with the dentistry they have received	0	0	N/A	92.4%	92.4%	92.5%
% of Patients satisfied with the time they had to wait for an appointment	0	0	N/A	88.4%	86.3%	87.0%

* This is based on patients treated on this contract for their most recent course of treatment. Figures in italics indicate the base number of FP17s or Patient Questionnaire responses are less than 100. N/A is shown where the base number of responses is less than 10 during the period. % is calculated as Quantity/Base number*100

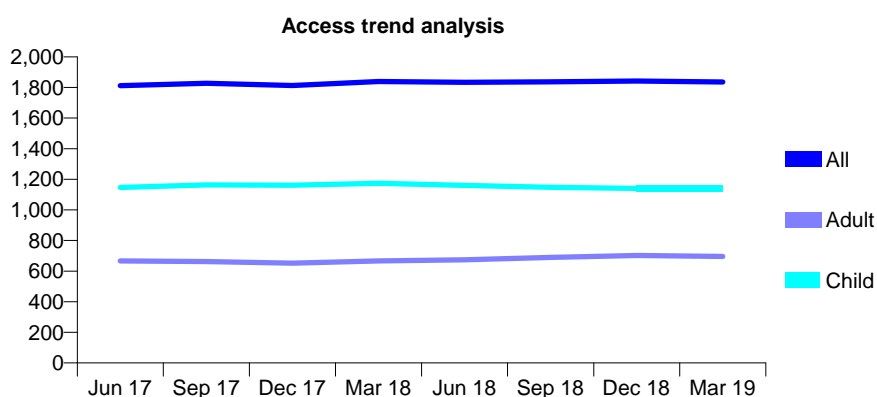
Q68 - Vital Signs At a Glance Contract Report for 565113/0001 - Year end March 2019

Name or company name	MR MA PARKER
Contract type name	GDS Contract
Purpose of contract	General
Contract start date	01/04/2006
Contract end date	

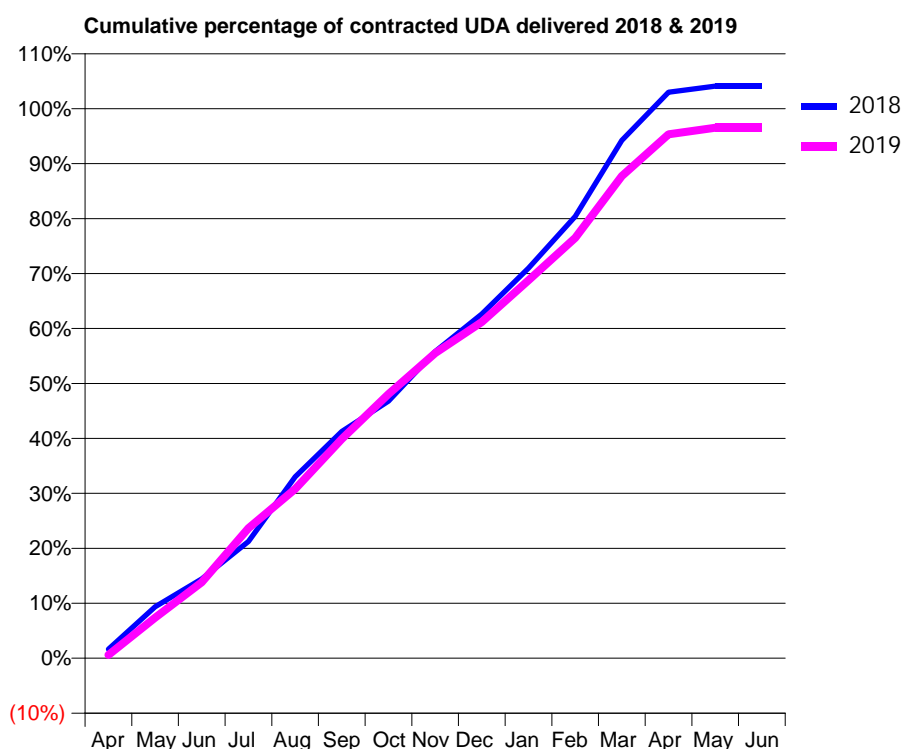
18/19 Contracted general activity (UDA)	3,272
Carry forward general activity (UDA)	0
18/19 Contracted orthodontic activity (UOA)	0
Carry forward orthodontic activity (UOA)	0
Baseline contract value	£74,774.74

ACCESS*

Patients seen in 24 months	Total	Change since previous quarter
Quarter ending March 2018	1,839	
Quarter ending June 2018	1,834	→
Quarter ending September 2018	1,837	→
Quarter ending December 2018	1,842	→
Quarter ending March 2019	1,836	→
Variance since March 2018	(0.2%)	→



ACTIVITY



Adjusted Scheduled Activity (UDA)		
Month	2018	2019
April	54	19
May	306	242
June	472	452
July	695	775
August	1,081	1,008
September	1,350	1,305
October	1,531	1,573
November	1,826	1,816
December	2,049	2,001
January	2,323	2,250
February	2,630	2,502
March	3,083	2,871
April	3,369	3,119
May	3,406	3,158
June	3,406	3,158

QUALITY

	Quantity	Base Number	Contract	AT	Region	England
% of FP17s for the same patient ID Re-attending within 3 months - Children	96	1,438	6.7%	9.6%	11.3%	11.8%
% of FP17s for the same patient ID Re-attending within 3 months - Adults	31	527	5.9%	15.2%	15.4%	15.7%
% of FP17s for the same patient ID Re-attending between 3 & 9 months - Children	774	1,438	53.8%	60.2%	61.3%	58.9%
% of FP17s for the same patient ID Re-attending between 3 & 9 months - Adults	134	527	25.4%	51.3%	52.1%	50.8%
% of FP17s for Band 1 Urgent Courses	92	1,903	4.8%	9.5%	9.5%	9.1%
% of FP17s Relating to Free Repair or Replacements	7	1,903	0.4%	0.5%	0.6%	0.8%
% of FP17s Relating to Continuations	4	1,903	0.2%	0.8%	0.8%	0.9%
% of Patients satisfied with the dentistry they have received	1	1	N/A	92.4%	92.4%	92.5%
% of Patients satisfied with the time they had to wait for an appointment	1	1	N/A	88.4%	86.3%	87.0%

* This is based on patients treated on this contract for their most recent course of treatment.

Figures in italics indicate the base number of FP17s or Patient Questionnaire responses are less than 100. N/A is shown where the base number of responses is less than 10 during the period. % is calculated as Quantity/Base number*100

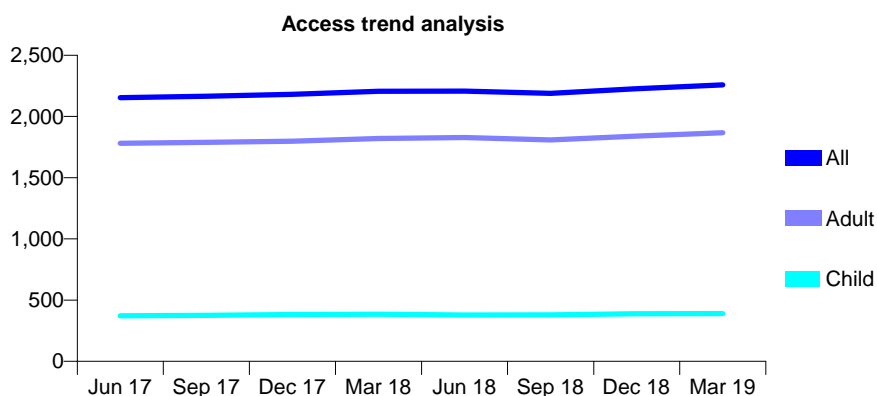
Q68 - Vital Signs At a Glance Contract Report for 567612/0001 - Year end March 2019

Name or company name	MR AM SINGER
Contract type name	GDS Contract
Purpose of contract	General
Contract start date	01/04/2006
Contract end date	

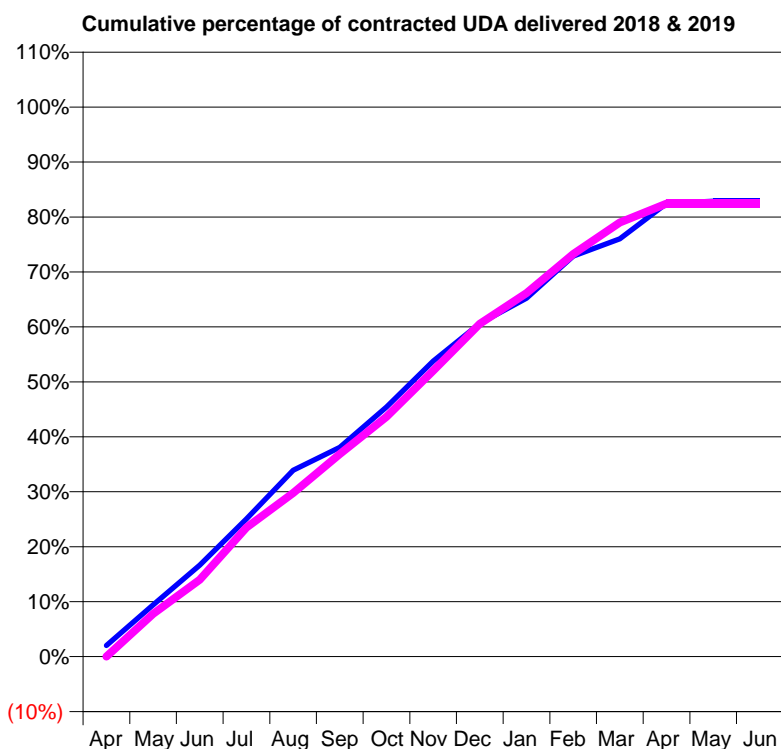
18/19 Contracted general activity (UDA)	7,509
Carry forward general activity (UDA)	0
18/19 Contracted orthodontic activity (UOA)	0
Carry forward orthodontic activity (UOA)	0
Baseline contract value	£174,634.41

ACCESS*

Patients seen in 24 months	Total	Change since previous quarter
Quarter ending March 2018	2,205	
Quarter ending June 2018	2,207	→
Quarter ending September 2018	2,189	→
Quarter ending December 2018	2,227	→
Quarter ending March 2019	2,259	→
Variance since March 2018	2.4%	↑



ACTIVITY



Month	Adjusted Scheduled Activity (UDA)	
	2018	2019
April	152	0
May	708	586
June	1,249	1,051
July	1,881	1,766
August	2,546	2,237
September	2,859	2,767
October	3,410	3,277
November	4,038	3,908
December	4,552	4,546
January	4,897	4,967
February	5,472	5,500
March	5,708	5,932
April	6,192	6,189
May	6,223	6,189
June	6,223	6,189

QUALITY

	Quantity	Base Number	Contract	AT	Region	England
% of FP17s for the same patient ID Re-attending within 3 months - Children	13	449	2.9%	9.6%	11.3%	11.8%
% of FP17s for the same patient ID Re-attending within 3 months - Adults	449	2,736	16.4%	15.2%	15.4%	15.7%
% of FP17s for the same patient ID Re-attending between 3 & 9 months - Children	137	449	30.5%	60.2%	61.3%	58.9%
% of FP17s for the same patient ID Re-attending between 3 & 9 months - Adults	1,043	2,736	38.1%	51.3%	52.1%	50.8%
% of FP17s for Band 1 Urgent Courses	302	3,086	9.8%	9.5%	9.5%	9.1%
% of FP17s Relating to Free Repair or Replacements	33	3,086	1.1%	0.5%	0.6%	0.8%
% of FP17s Relating to Continuations	99	3,086	3.2%	0.8%	0.8%	0.9%
% of Patients satisfied with the dentistry they have received	6	6	N/A	92.4%	92.4%	92.5%
% of Patients satisfied with the time they had to wait for an appointment	6	6	N/A	88.4%	86.3%	87.0%

* This is based on patients treated on this contract for their most recent course of treatment. Figures in italics indicate the base number of FP17s or Patient Questionnaire responses are less than 100. N/A is shown where the base number of responses is less than 10 during the period. % is calculated as Quantity/Base number*100

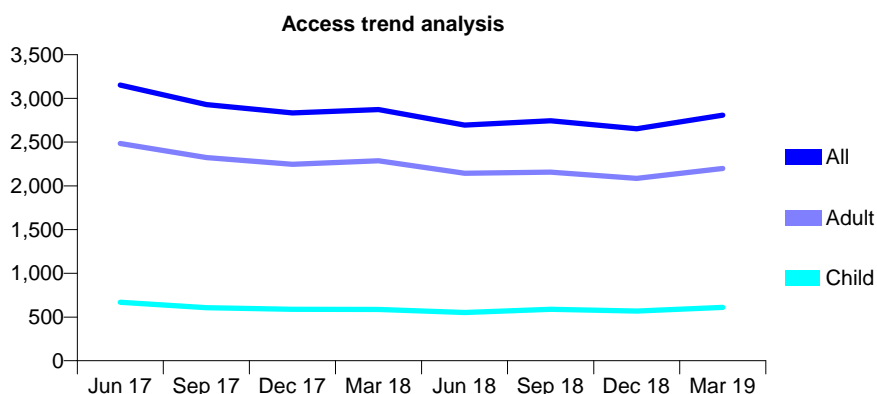
Q68 - Vital Signs At a Glance Contract Report for 568171/0001 - Year end March 2019

Name or company name	Milford Dental Centre
Contract type name	GDS Contract
Purpose of contract	General
Contract start date	01/04/2006
Contract end date	

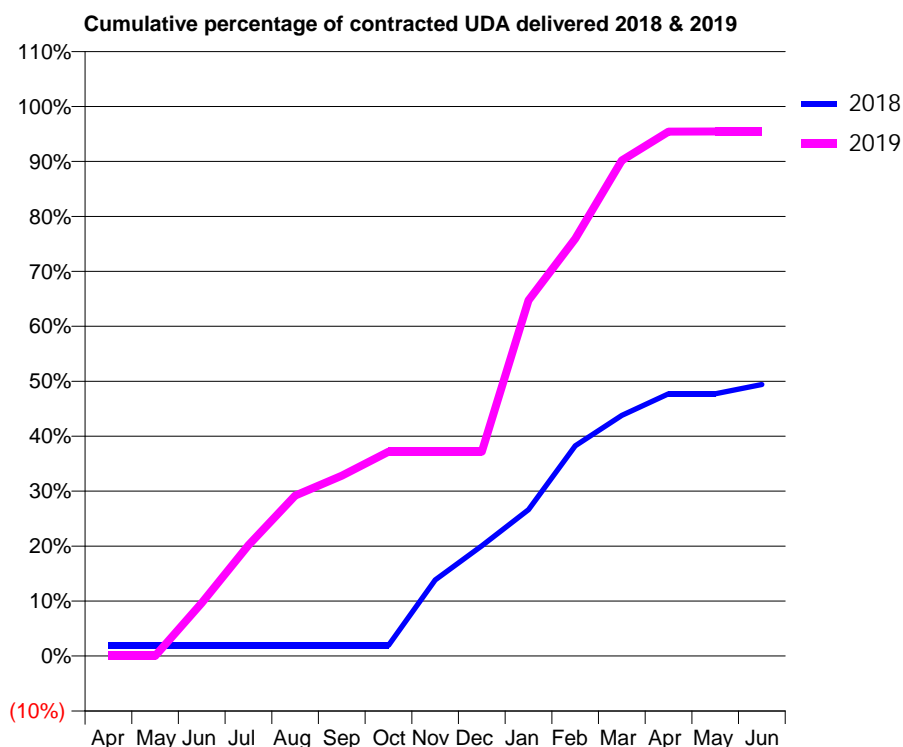
18/19 Contracted general activity (UDA)	9,000
Carry forward general activity (UDA)	0
18/19 Contracted orthodontic activity (UOA)	0
Carry forward orthodontic activity (UOA)	0
Baseline contract value	£205,710.28

ACCESS*

Patients seen in 24 months	Total	Change since previous quarter
Quarter ending March 2018	2,873	
Quarter ending June 2018	2,695	↓
Quarter ending September 2018	2,745	→
Quarter ending December 2018	2,653	↓
Quarter ending March 2019	2,809	↑
Variance since March 2018	(2.2%)	↓



ACTIVITY



Month	Adjusted Scheduled Activity (UDA)	
	2018	2019
April	175	0
May	175	0
June	175	869
July	175	1,816
August	175	2,629
September	175	2,951
October	175	3,345
November	1,245	3,345
December	1,805	3,345
January	2,396	5,827
February	3,444	6,836
March	3,940	8,114
April	4,294	8,586
May	4,294	8,591
June	4,447	8,591

QUALITY

	Quantity	Base Number	Contract	AT	Region	England
% of FP17s for the same patient ID Re-attending within 3 months - Children	44	864	5.1%	9.6%	11.3%	11.8%
% of FP17s for the same patient ID Re-attending within 3 months - Adults	488	3,125	15.6%	15.2%	15.4%	15.7%
% of FP17s for the same patient ID Re-attending between 3 & 9 months - Children	427	864	49.4%	60.2%	61.3%	58.9%
% of FP17s for the same patient ID Re-attending between 3 & 9 months - Adults	1,404	3,125	44.9%	51.3%	52.1%	50.8%
% of FP17s for Band 1 Urgent Courses	238	3,876	6.1%	9.5%	9.5%	9.1%
% of FP17s Relating to Free Repair or Replacements	31	3,876	0.8%	0.5%	0.6%	0.8%
% of FP17s Relating to Continuations	67	3,876	1.7%	0.8%	0.8%	0.9%
% of Patients satisfied with the dentistry they have received	5	5	N/A	92.4%	92.4%	92.5%
% of Patients satisfied with the time they had to wait for an appointment	5	5	N/A	88.4%	86.3%	87.0%

* This is based on patients treated on this contract for their most recent course of treatment. Figures in italics indicate the base number of FP17s or Patient Questionnaire responses are less than 100. N/A is shown where the base number of responses is less than 10 during the period. % is calculated as Quantity/Base number*100

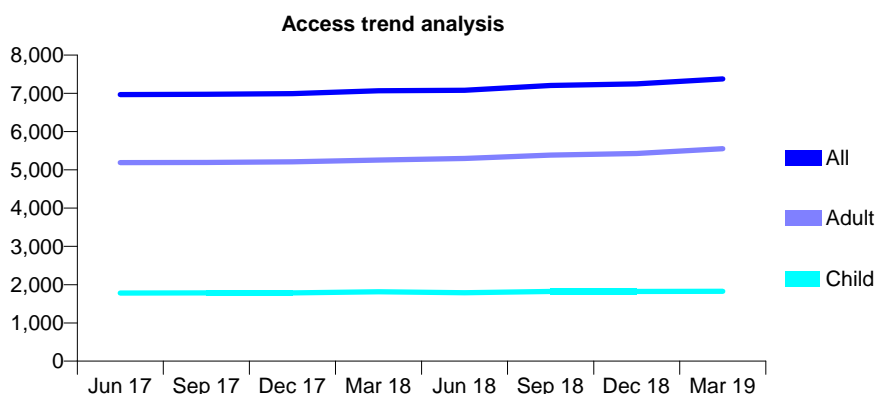
Q68 - Vital Signs At a Glance Contract Report for 570052/0001 - Year end March 2019

Name or company name	MR AN MOORE
Contract type name	GDS Contract
Purpose of contract	General
Contract start date	01/04/2006
Contract end date	

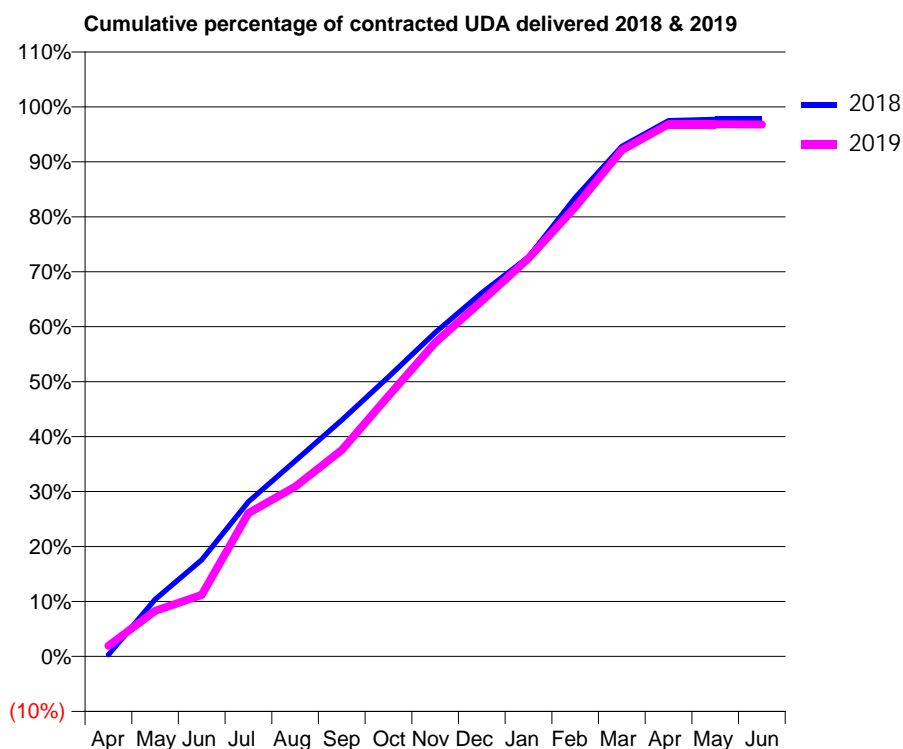
18/19 Contracted general activity (UDA)	15,877
Carry forward general activity (UDA)	363
18/19 Contracted orthodontic activity (UOA)	0
Carry forward orthodontic activity (UOA)	0
Baseline contract value	£457,586.03

ACCESS*

Patients seen in 24 months	Total	Change since previous quarter
Quarter ending March 2018	7,069	
Quarter ending June 2018	7,083	→
Quarter ending September 2018	7,205	→
Quarter ending December 2018	7,246	→
Quarter ending March 2019	7,377	→
Variance since March 2018	4.4%	↑



ACTIVITY



Month	Adjusted Scheduled Activity (UDA)	
	2018	2019
April	47	305
May	1,651	1,315
June	2,790	1,780
July	4,468	4,138
August	5,652	4,901
September	6,829	5,962
October	8,072	7,528
November	9,355	9,062
December	10,506	10,267
January	11,539	11,502
February	13,253	12,982
March	14,735	14,627
April	15,480	15,375
May	15,514	15,375
June	15,514	15,368

QUALITY

	Quantity	Base Number	Contract	AT	Region	England
% of FP17s for the same patient ID Re-attending within 3 months - Children	115	2,165	5.3%	9.6%	11.3%	11.8%
% of FP17s for the same patient ID Re-attending within 3 months - Adults	856	6,129	14.0%	15.2%	15.4%	15.7%
% of FP17s for the same patient ID Re-attending between 3 & 9 months - Children	1,009	2,165	46.6%	60.2%	61.3%	58.9%
% of FP17s for the same patient ID Re-attending between 3 & 9 months - Adults	1,962	6,129	32.0%	51.3%	52.1%	50.8%
% of FP17s for Band 1 Urgent Courses	1,031	8,308	12.4%	9.5%	9.5%	9.1%
% of FP17s Relating to Free Repair or Replacements	36	8,308	0.4%	0.5%	0.6%	0.8%
% of FP17s Relating to Continuations	12	8,308	0.1%	0.8%	0.8%	0.9%
% of Patients satisfied with the dentistry they have received	1	1	N/A	92.4%	92.4%	92.5%
% of Patients satisfied with the time they had to wait for an appointment	1	1	N/A	88.4%	86.3%	87.0%

* This is based on patients treated on this contract for their most recent course of treatment. Figures in italics indicate the base number of FP17s or Patient Questionnaire responses are less than 100. N/A is shown where the base number of responses is less than 10 during the period. % is calculated as Quantity/Base number*100

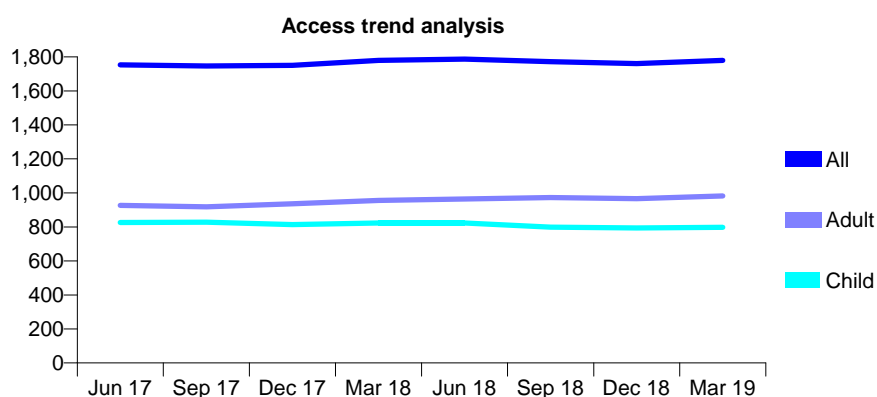
Q68 - Vital Signs At a Glance Contract Report for 572721/0001 - Year end March 2019

Name or company name	MR IP MCLEAN
Contract type name	GDS Contract
Purpose of contract	General
Contract start date	01/04/2006
Contract end date	

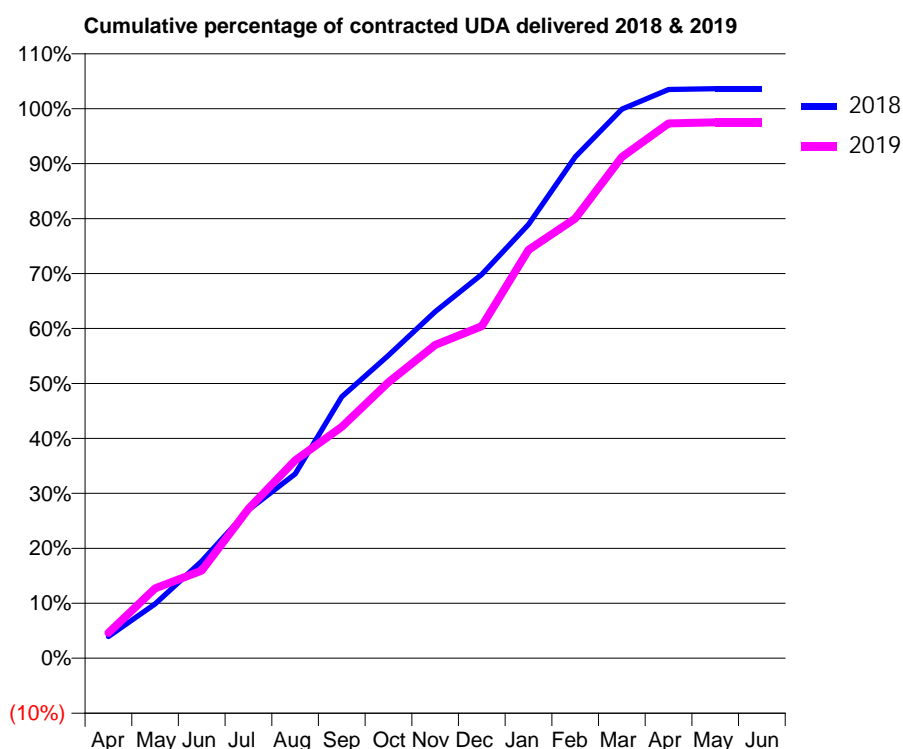
18/19 Contracted general activity (UDA)	4,463
Carry forward general activity (UDA)	0
18/19 Contracted orthodontic activity (UOA)	0
Carry forward orthodontic activity (UOA)	0
Baseline contract value	£111,023.98

ACCESS*

Patients seen in 24 months	Total	Change since previous quarter
Quarter ending March 2018	1,779	
Quarter ending June 2018	1,787	→
Quarter ending September 2018	1,772	→
Quarter ending December 2018	1,760	→
Quarter ending March 2019	1,779	→
Variance since March 2018	0.0%	→



ACTIVITY



Month	2018	2019
April	176	207
May	441	567
June	789	712
July	1,204	1,214
August	1,496	1,608
September	2,124	1,879
October	2,461	2,241
November	2,815	2,545
December	3,117	2,696
January	3,523	3,316
February	4,071	3,571
March	4,459	4,071
April	4,619	4,343
May	4,625	4,352
June	4,625	4,352

QUALITY

	Quantity	Base Number	Contract	AT	Region	England
% of FP17s for the same patient ID Re-attending within 3 months - Children	79	1,371	5.8%	9.6%	11.3%	11.8%
% of FP17s for the same patient ID Re-attending within 3 months - Adults	126	1,236	10.2%	15.2%	15.4%	15.7%
% of FP17s for the same patient ID Re-attending between 3 & 9 months - Children	1,000	1,371	72.9%	60.2%	61.3%	58.9%
% of FP17s for the same patient ID Re-attending between 3 & 9 months - Adults	828	1,236	67.0%	51.3%	52.1%	50.8%
% of FP17s for Band 1 Urgent Courses	92	2,629	3.5%	9.5%	9.5%	9.1%
% of FP17s Relating to Free Repair or Replacements	0	2,629	0.0%	0.5%	0.6%	0.8%
% of FP17s Relating to Continuations	4	2,629	0.2%	0.8%	0.8%	0.9%
% of Patients satisfied with the dentistry they have received	0	0	N/A	92.4%	92.4%	92.5%
% of Patients satisfied with the time they had to wait for an appointment	0	0	N/A	88.4%	86.3%	87.0%

* This is based on patients treated on this contract for their most recent course of treatment. Figures in italics indicate the base number of FP17s or Patient Questionnaire responses are less than 100. N/A is shown where the base number of responses is less than 10 during the period. % is calculated as Quantity/Base number*100

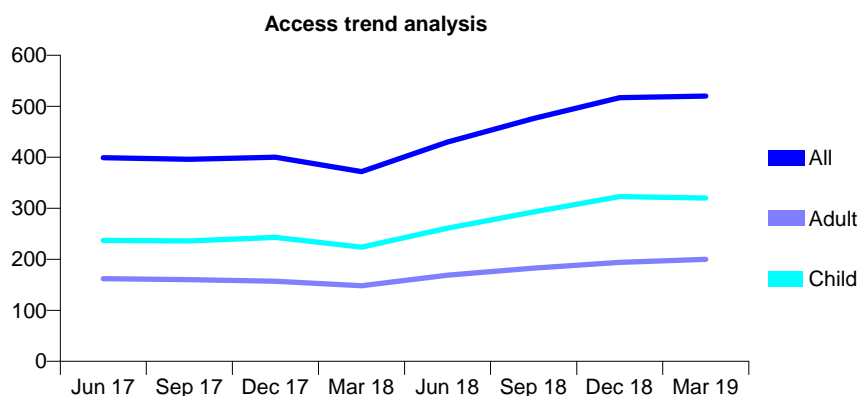
Q68 - Vital Signs At a Glance Contract Report for 576735/0001 - Year end March 2019

Name or company name	MS S SADR
Contract type name	GDS Contract
Purpose of contract	General
Contract start date	01/04/2006
Contract end date	

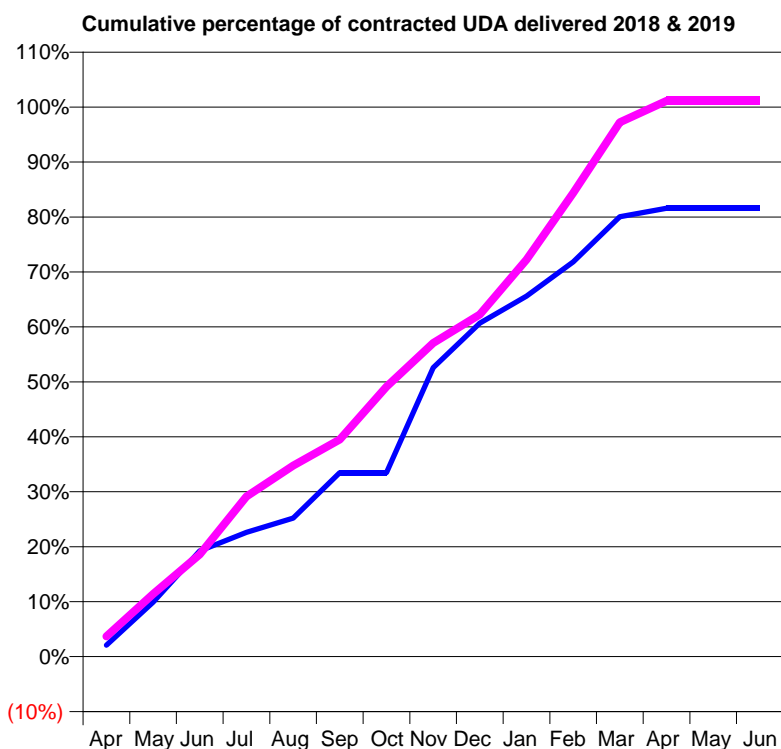
18/19 Contracted general activity (UDA)	1,360
Carry forward general activity (UDA)	0
18/19 Contracted orthodontic activity (UOA)	0
Carry forward orthodontic activity (UOA)	0
Baseline contract value	£30,303.62

ACCESS*

Patients seen in 24 months	Total	Change since previous quarter
Quarter ending March 2018	372	
Quarter ending June 2018	430	↑
Quarter ending September 2018	476	↑
Quarter ending December 2018	517	↑
Quarter ending March 2019	520	→
Variance since March 2018	39.8%	↑



ACTIVITY



Month	Adjusted Scheduled Activity (UDA)	
	2018	2019
April	18	50
May	85	155
June	165	253
July	195	396
August	217	473
September	288	537
October	288	668
November	452	776
December	522	847
January	564	982
February	618	1,148
March	688	1,322
April	702	1,375
May	702	1,375
June	702	1,375

QUALITY

	Quantity	Base Number	Contract	AT	Region	England
% of FP17s for the same patient ID Re-attending within 3 months - Children	23	423	5.4%	9.6%	11.3%	11.8%
% of FP17s for the same patient ID Re-attending within 3 months - Adults	43	267	16.1%	15.2%	15.4%	15.7%
% of FP17s for the same patient ID Re-attending between 3 & 9 months - Children	140	423	33.1%	60.2%	61.3%	58.9%
% of FP17s for the same patient ID Re-attending between 3 & 9 months - Adults	112	267	41.9%	51.3%	52.1%	50.8%
% of FP17s for Band 1 Urgent Courses	67	695	9.6%	9.5%	9.5%	9.1%
% of FP17s Relating to Free Repair or Replacements	0	695	0.0%	0.5%	0.6%	0.8%
% of FP17s Relating to Continuations	6	695	0.9%	0.8%	0.8%	0.9%
% of Patients satisfied with the dentistry they have received	0	0	N/A	92.4%	92.4%	92.5%
% of Patients satisfied with the time they had to wait for an appointment	0	0	N/A	88.4%	86.3%	87.0%

* This is based on patients treated on this contract for their most recent course of treatment. Figures in italics indicate the base number of FP17s or Patient Questionnaire responses are less than 100. N/A is shown where the base number of responses is less than 10 during the period. % is calculated as Quantity/Base number*100

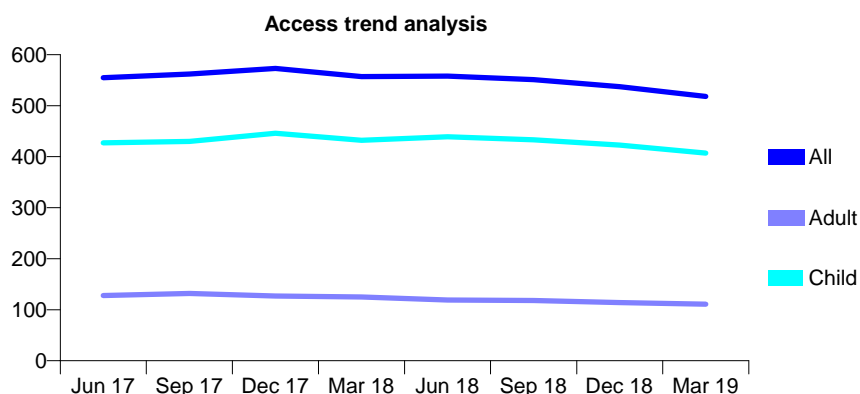
Q68 - Vital Signs At a Glance Contract Report for 578150/0001 - Year end March 2019

Name or company name	MR AJ WHITEHEAD
Contract type name	GDS Contract
Purpose of contract	General
Contract start date	01/04/2006
Contract end date	

18/19 Contracted general activity (UDA)	1,287
Carry forward general activity (UDA)	0
18/19 Contracted orthodontic activity (UOA)	0
Carry forward orthodontic activity (UOA)	0
Baseline contract value	£32,496.98

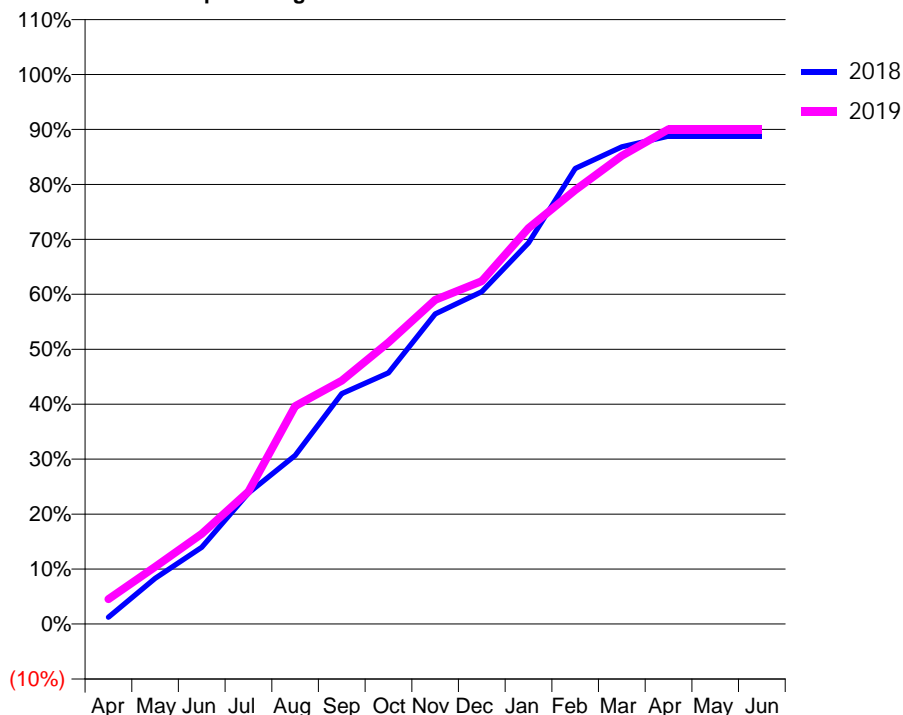
ACCESS*

Patients seen in 24 months	Total	Change since previous quarter
Quarter ending March 2018	557	
Quarter ending June 2018	558	→
Quarter ending September 2018	551	↓
Quarter ending December 2018	537	↓
Quarter ending March 2019	518	↓
Variance since March 2018	(7.0%)	↓



ACTIVITY

Cumulative percentage of contracted UDA delivered 2018 & 2019



Adjusted Scheduled Activity (UDA)

Month	2018	2019
April	18	58
May	120	134
June	203	211
July	346	310
August	445	510
September	608	570
October	663	660
November	818	759
December	877	803
January	1,006	927
February	1,202	1,016
March	1,259	1,096
April	1,287	1,159
May	1,287	1,159
June	1,287	1,159

QUALITY

	Quantity	Base Number	Contract	AT	Region	England
% of FP17s for the same patient ID Re-attending within 3 months - Children	34	586	5.8%	9.6%	11.3%	11.8%
% of FP17s for the same patient ID Re-attending within 3 months - Adults	15	93	16.1%	15.2%	15.4%	15.7%
% of FP17s for the same patient ID Re-attending between 3 & 9 months - Children	365	586	62.3%	60.2%	61.3%	58.9%
% of FP17s for the same patient ID Re-attending between 3 & 9 months - Adults	52	93	55.9%	51.3%	52.1%	50.8%
% of FP17s for Band 1 Urgent Courses	19	705	2.7%	9.5%	9.5%	9.1%
% of FP17s Relating to Free Repair or Replacements	0	705	0.0%	0.5%	0.6%	0.8%
% of FP17s Relating to Continuations	2	705	0.3%	0.8%	0.8%	0.9%
% of Patients satisfied with the dentistry they have received	0	0	N/A	92.4%	92.4%	92.5%
% of Patients satisfied with the time they had to wait for an appointment	0	0	N/A	88.4%	86.3%	87.0%

* This is based on patients treated on this contract for their most recent course of treatment.

Figures in italics indicate the base number of FP17s or Patient Questionnaire responses are less than 100. N/A is shown where the base number of responses is less than 10 during the period. % is calculated as Quantity/Base number*100

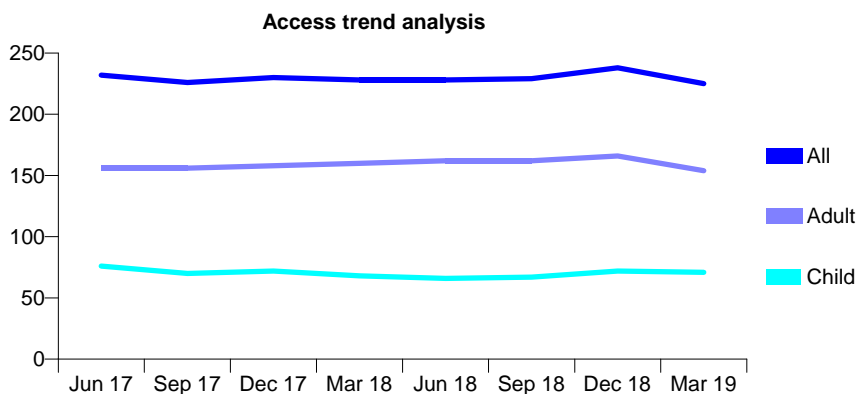
Q68 - Vital Signs At a Glance Contract Report for 608696/0001 - Year end March 2019

Name or company name	Carlisle Parade Dental Practice
Contract type name	GDS Contract
Purpose of contract	General
Contract start date	01/04/2012
Contract end date	

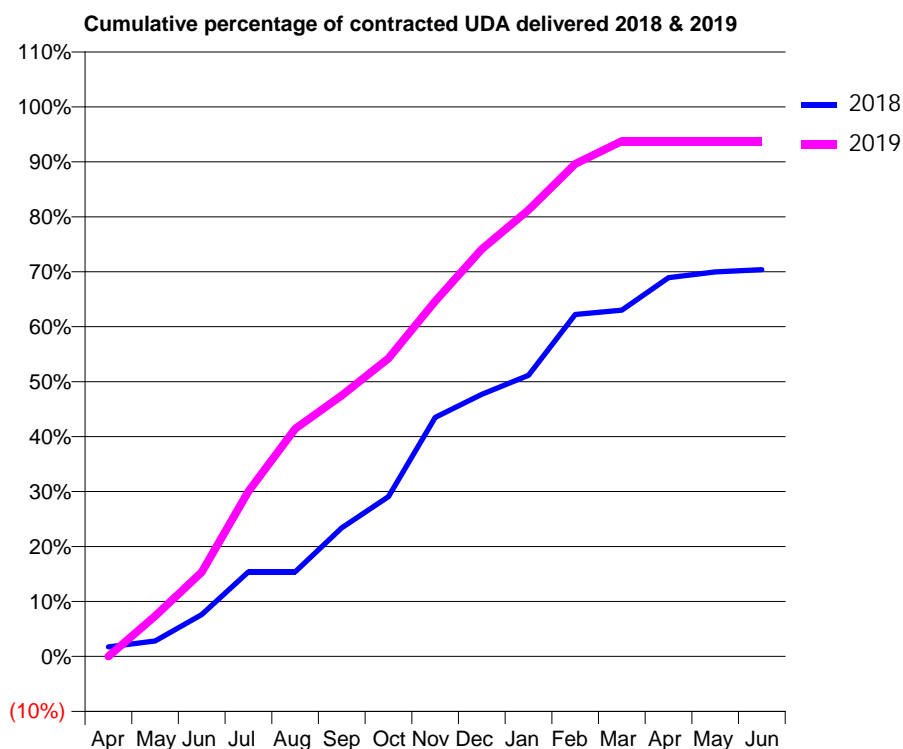
18/19 Contracted general activity (UDA)	750
Carry forward general activity (UDA)	0
18/19 Contracted orthodontic activity (UOA)	0
Carry forward orthodontic activity (UOA)	0
Baseline contract value	£16,429.63

ACCESS*

Patients seen in 24 months	Total	Change since previous quarter
Quarter ending March 2018	228	
Quarter ending June 2018	228	→
Quarter ending September 2018	229	→
Quarter ending December 2018	238	↑
Quarter ending March 2019	225	↓
Variance since March 2018	(1.3%)	↓



ACTIVITY



Month	Adjusted Scheduled Activity (UDA)	
	2018	2019
April	13	0
May	21	55
June	57	115
July	115	225
August	115	311
September	176	356
October	218	407
November	326	485
December	358	556
January	384	609
February	467	672
March	473	703
April	517	703
May	525	703
June	528	703

QUALITY

	Quantity	Base Number	Contract	AT	Region	England
% of FP17s for the same patient ID Re-attending within 3 months - Children	2	90	2.2%	9.6%	11.3%	11.8%
% of FP17s for the same patient ID Re-attending within 3 months - Adults	23	215	10.7%	15.2%	15.4%	15.7%
% of FP17s for the same patient ID Re-attending between 3 & 9 months - Children	46	90	51.1%	60.2%	61.3%	58.9%
% of FP17s for the same patient ID Re-attending between 3 & 9 months - Adults	119	215	55.3%	51.3%	52.1%	50.8%
% of FP17s for Band 1 Urgent Courses	16	276	5.8%	9.5%	9.5%	9.1%
% of FP17s Relating to Free Repair or Replacements	0	276	0.0%	0.5%	0.6%	0.8%
% of FP17s Relating to Continuations	0	276	0.0%	0.8%	0.8%	0.9%
% of Patients satisfied with the dentistry they have received	1	1	N/A	92.4%	92.4%	92.5%
% of Patients satisfied with the time they had to wait for an appointment	1	1	N/A	88.4%	86.3%	87.0%

* This is based on patients treated on this contract for their most recent course of treatment. Figures in italics indicate the base number of FP17s or Patient Questionnaire responses are less than 100. N/A is shown where the base number of responses is less than 10 during the period. % is calculated as Quantity/Base number*100

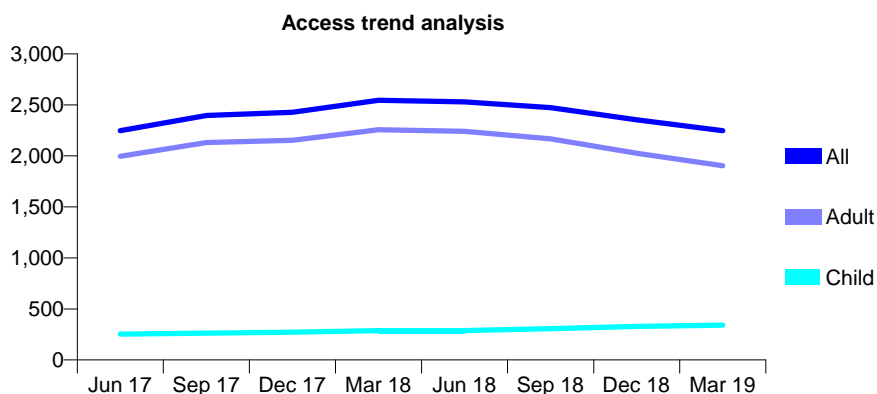
Q68 - Vital Signs At a Glance Contract Report for 610216/0001 - Year end March 2019

Name or company name	MR R HASSANI
Contract type name	GDS Contract
Purpose of contract	General
Contract start date	01/10/2015
Contract end date	

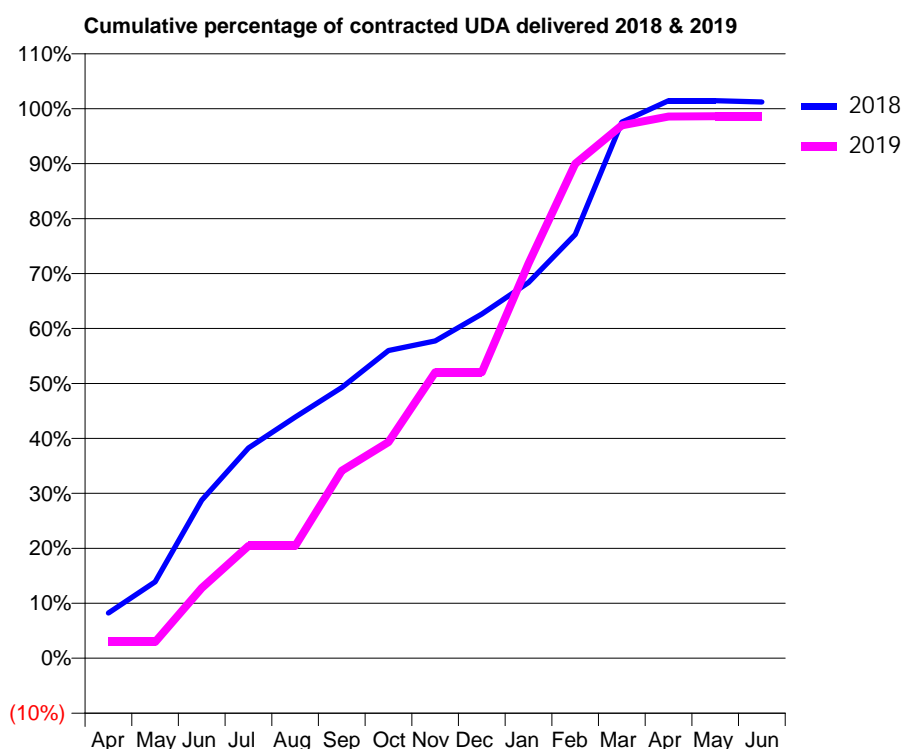
18/19 Contracted general activity (UDA)	5,148
Carry forward general activity (UDA)	0
18/19 Contracted orthodontic activity (UOA)	0
Carry forward orthodontic activity (UOA)	0
Baseline contract value	£109,543.73

ACCESS*

Patients seen in 24 months	Total	Change since previous quarter
Quarter ending March 2018	2,545	
Quarter ending June 2018	2,529	→
Quarter ending September 2018	2,473	↓
Quarter ending December 2018	2,354	↓
Quarter ending March 2019	2,246	↓
Variance since March 2018	(11.7%)	↓



ACTIVITY



Adjusted Scheduled Activity (UDA)		
Month	2018	2019
April	424	152
May	717	152
June	1,481	658
July	1,969	1,053
August	2,259	1,053
September	2,537	1,756
October	2,883	2,025
November	2,973	2,679
December	3,224	2,679
January	3,520	3,698
February	3,970	4,631
March	5,021	4,991
April	5,223	5,074
May	5,223	5,077
June	5,211	5,077

QUALITY

	Quantity	Base Number	Contract	AT	Region	England
% of FP17s for the same patient ID Re-attending within 3 months - Children	17	404	4.2%	9.6%	11.3%	11.8%
% of FP17s for the same patient ID Re-attending within 3 months - Adults	76	1,636	4.6%	15.2%	15.4%	15.7%
% of FP17s for the same patient ID Re-attending between 3 & 9 months - Children	179	404	44.3%	60.2%	61.3%	58.9%
% of FP17s for the same patient ID Re-attending between 3 & 9 months - Adults	531	1,636	32.5%	51.3%	52.1%	50.8%
% of FP17s for Band 1 Urgent Courses	57	2,011	2.8%	9.5%	9.5%	9.1%
% of FP17s Relating to Free Repair or Replacements	15	2,011	0.7%	0.5%	0.6%	0.8%
% of FP17s Relating to Continuations	1	2,011	0.0%	0.8%	0.8%	0.9%
% of Patients satisfied with the dentistry they have received	1	1	N/A	92.4%	92.4%	92.5%
% of Patients satisfied with the time they had to wait for an appointment	0	1	N/A	88.4%	86.3%	87.0%

* This is based on patients treated on this contract for their most recent course of treatment.

Figures in italics indicate the base number of FP17s or Patient Questionnaire responses are less than 100. N/A is shown where the base number of responses is less than 10 during the period. % is calculated as Quantity/Base number*100

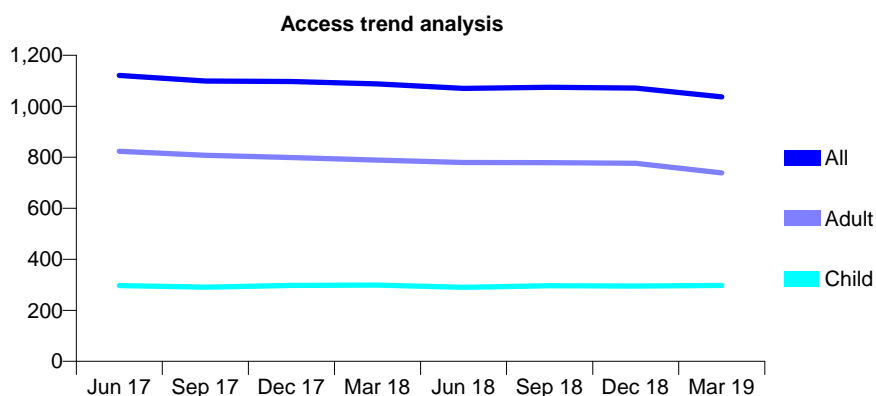
Q68 - Vital Signs At a Glance Contract Report for 616621/0001 - Year end March 2019

Name or company name	MR A ARVANDI ROODSARI
Contract type name	GDS Contract
Purpose of contract	General
Contract start date	01/10/2011
Contract end date	

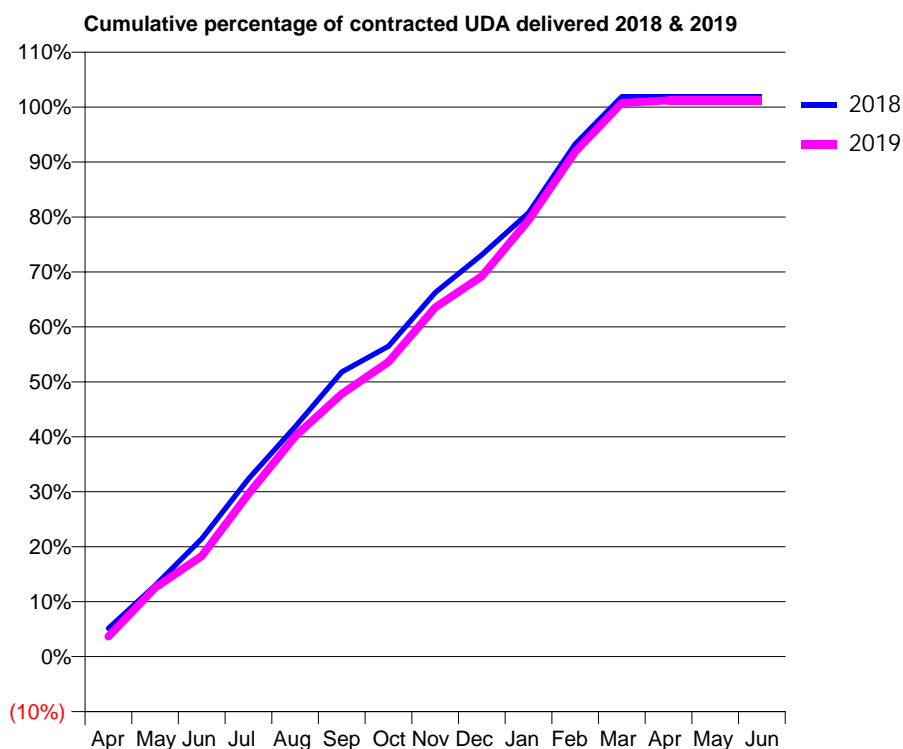
18/19 Contracted general activity (UDA)	2,737
Carry forward general activity (UDA)	0
18/19 Contracted orthodontic activity (UOA)	0
Carry forward orthodontic activity (UOA)	0
Baseline contract value	£80,056.04

ACCESS*

Patients seen in 24 months	Total	Change since previous quarter
Quarter ending March 2018	1,088	
Quarter ending June 2018	1,070	↓
Quarter ending September 2018	1,075	→
Quarter ending December 2018	1,071	→
Quarter ending March 2019	1,037	↓
Variance since March 2018	(4.7%)	↓



ACTIVITY



Month	Adjusted Scheduled Activity (UDA)	
	2018	2019
April	140	100
May	355	343
June	588	501
July	885	810
August	1,145	1,098
September	1,418	1,308
October	1,546	1,467
November	1,813	1,738
December	2,001	1,894
January	2,210	2,174
February	2,553	2,514
March	2,788	2,757
April	2,788	2,770
May	2,788	2,770
June	2,788	2,770

QUALITY

	Quantity	Base Number	Contract	AT	Region	England
% of FP17s for the same patient ID Re-attending within 3 months - Children	15	531	2.8%	9.6%	11.3%	11.8%
% of FP17s for the same patient ID Re-attending within 3 months - Adults	73	1,129	6.5%	15.2%	15.4%	15.7%
% of FP17s for the same patient ID Re-attending between 3 & 9 months - Children	438	531	82.5%	60.2%	61.3%	58.9%
% of FP17s for the same patient ID Re-attending between 3 & 9 months - Adults	710	1,129	62.9%	51.3%	52.1%	50.8%
% of FP17s for Band 1 Urgent Courses	81	1,669	4.9%	9.5%	9.5%	9.1%
% of FP17s Relating to Free Repair or Replacements	1	1,669	0.1%	0.5%	0.6%	0.8%
% of FP17s Relating to Continuations	4	1,669	0.2%	0.8%	0.8%	0.9%
% of Patients satisfied with the dentistry they have received	0	0	N/A	92.4%	92.4%	92.5%
% of Patients satisfied with the time they had to wait for an appointment	0	0	N/A	88.4%	86.3%	87.0%

* This is based on patients treated on this contract for their most recent course of treatment. Figures in italics indicate the base number of FP17s or Patient Questionnaire responses are less than 100. N/A is shown where the base number of responses is less than 10 during the period. % is calculated as Quantity/Base number*100

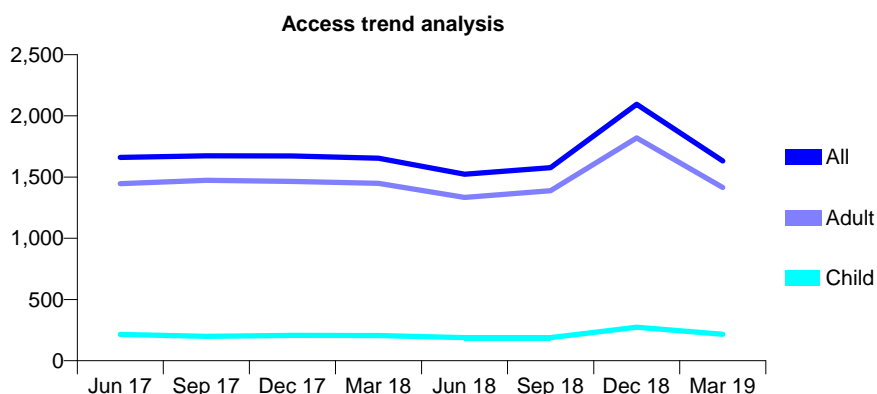
Q68 - Vital Signs At a Glance Contract Report for 622966/0003 - Year end March 2019

Name or company name	Dental Surgery Partnership
Contract type name	GDS Contract
Purpose of contract	General
Contract start date	05/03/2012
Contract end date	

18/19 Contracted general activity (UDA)	5,766
Carry forward general activity (UDA)	0
18/19 Contracted orthodontic activity (UOA)	0
Carry forward orthodontic activity (UOA)	0
Baseline contract value	£149,790.92

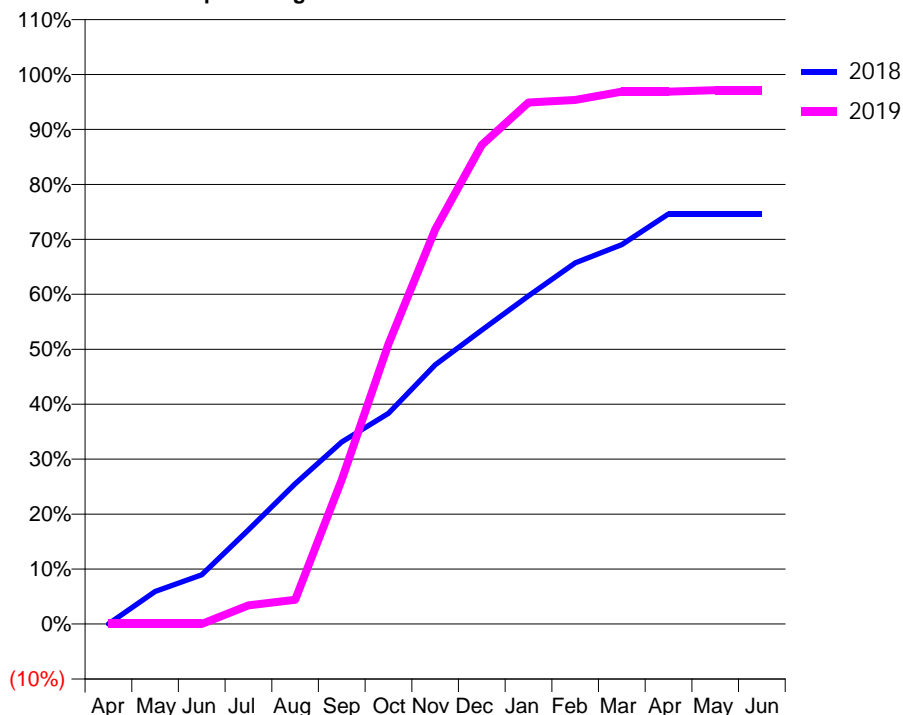
ACCESS*

Patients seen in 24 months	Total	Change since previous quarter
Quarter ending March 2018	1,654	
Quarter ending June 2018	1,523	↓
Quarter ending September 2018	1,577	↑
Quarter ending December 2018	2,095	↑
Quarter ending March 2019	1,632	↓
Variance since March 2018	(1.3%)	↓



ACTIVITY

Cumulative percentage of contracted UDA delivered 2018 & 2019



Month	Adjusted Scheduled Activity (UDA)	
	2018	2019
April	0	0
May	343	0
June	517	0
July	988	196
August	1,473	255
September	1,910	1,513
October	2,211	2,937
November	2,719	4,140
December	3,084	5,027
January	3,443	5,472
February	3,788	5,498
March	3,981	5,587
April	4,304	5,586
May	4,304	5,601
June	4,304	5,601

QUALITY

	Quantity	Base Number	Contract	AT	Region	England
% of FP17s for the same patient ID Re-attending within 3 months - Children	13	278	4.7%	9.6%	11.3%	11.8%
% of FP17s for the same patient ID Re-attending within 3 months - Adults	242	1,962	12.3%	15.2%	15.4%	15.7%
% of FP17s for the same patient ID Re-attending between 3 & 9 months - Children	46	278	16.5%	60.2%	61.3%	58.9%
% of FP17s for the same patient ID Re-attending between 3 & 9 months - Adults	455	1,962	23.2%	51.3%	52.1%	50.8%
% of FP17s for Band 1 Urgent Courses	249	2,043	12.2%	9.5%	9.5%	9.1%
% of FP17s Relating to Free Repair or Replacements	1	2,043	0.0%	0.5%	0.6%	0.8%
% of FP17s Relating to Continuations	12	2,043	0.6%	0.8%	0.8%	0.9%
% of Patients satisfied with the dentistry they have received	1	1	N/A	92.4%	92.4%	92.5%
% of Patients satisfied with the time they had to wait for an appointment	1	1	N/A	88.4%	86.3%	87.0%

* This is based on patients treated on this contract for their most recent course of treatment.

Figures in italics indicate the base number of FP17s or Patient Questionnaire responses are less than 100. N/A is shown where the base number of responses is less than 10 during the period. % is calculated as Quantity/Base number*100

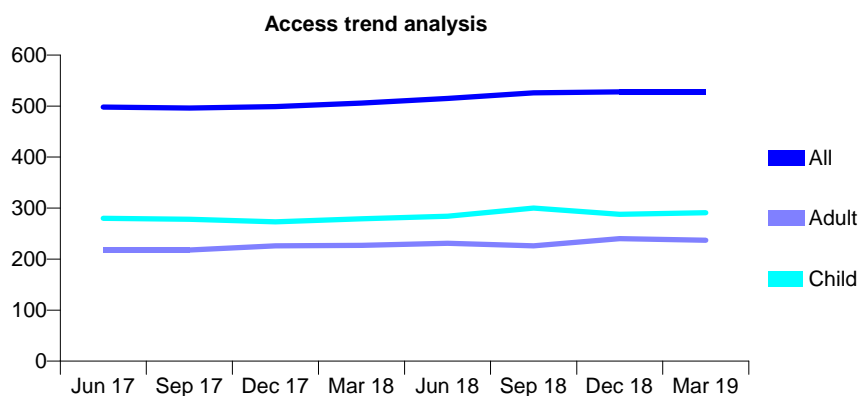
Q68 - Vital Signs At a Glance Contract Report for 629804/0001 - Year end March 2019

Name or company name	MR MS WRIGHT
Contract type name	GDS Contract
Purpose of contract	General
Contract start date	01/04/2006
Contract end date	

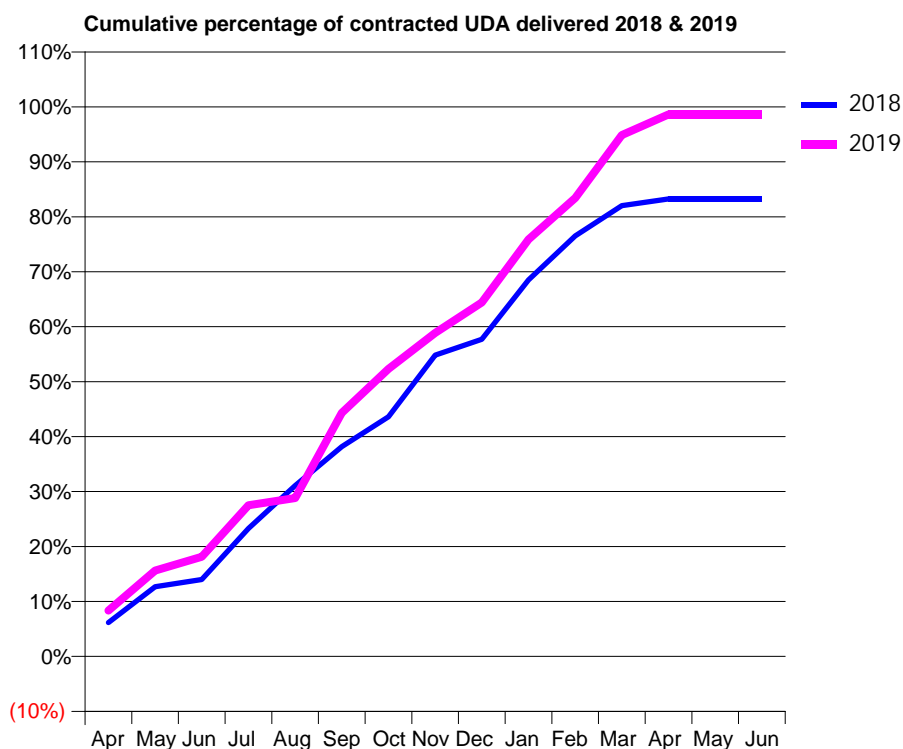
18/19 Contracted general activity (UDA)	1,150
Carry forward general activity (UDA)	0
18/19 Contracted orthodontic activity (UOA)	0
Carry forward orthodontic activity (UOA)	0
Baseline contract value	£29,890.64

ACCESS*

Patients seen in 24 months	Total	Change since previous quarter
Quarter ending March 2018	506	
Quarter ending June 2018	515	→
Quarter ending September 2018	526	↑
Quarter ending December 2018	528	→
Quarter ending March 2019	528	→
Variance since March 2018	4.3%	↑



ACTIVITY



Month	Adjusted Scheduled Activity (UDA)	
	2018	2019
April	80	96
May	165	180
June	182	209
July	303	316
August	404	331
September	496	509
October	567	601
November	713	677
December	750	741
January	891	872
February	995	959
March	1,066	1,091
April	1,082	1,134
May	1,082	1,134
June	1,082	1,134

QUALITY

	Quantity	Base Number	Contract	AT	Region	England
% of FP17s for the same patient ID Re-attending within 3 months - Children	21	507	4.1%	9.6%	11.3%	11.8%
% of FP17s for the same patient ID Re-attending within 3 months - Adults	26	253	10.3%	15.2%	15.4%	15.7%
% of FP17s for the same patient ID Re-attending between 3 & 9 months - Children	375	507	74.0%	60.2%	61.3%	58.9%
% of FP17s for the same patient ID Re-attending between 3 & 9 months - Adults	129	253	51.0%	51.3%	52.1%	50.8%
% of FP17s for Band 1 Urgent Courses	31	772	4.0%	9.5%	9.5%	9.1%
% of FP17s Relating to Free Repair or Replacements	10	772	1.3%	0.5%	0.6%	0.8%
% of FP17s Relating to Continuations	0	772	0.0%	0.8%	0.8%	0.9%
% of Patients satisfied with the dentistry they have received	0	0	N/A	92.4%	92.4%	92.5%
% of Patients satisfied with the time they had to wait for an appointment	0	0	N/A	88.4%	86.3%	87.0%

* This is based on patients treated on this contract for their most recent course of treatment. Figures in italics indicate the base number of FP17s or Patient Questionnaire responses are less than 100. N/A is shown where the base number of responses is less than 10 during the period. % is calculated as Quantity/Base number*100

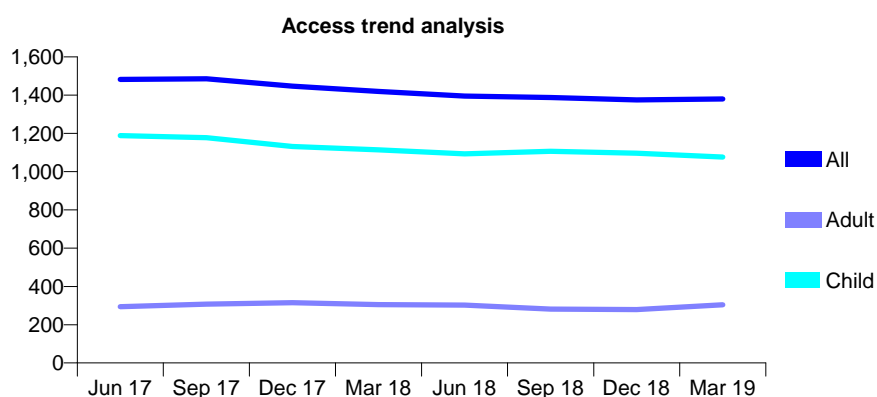
Q68 - Vital Signs At a Glance Contract Report for 630624/0001 - Year end March 2019

Name or company name	MR RP MILNE
Contract type name	GDS Contract
Purpose of contract	General
Contract start date	01/04/2006
Contract end date	

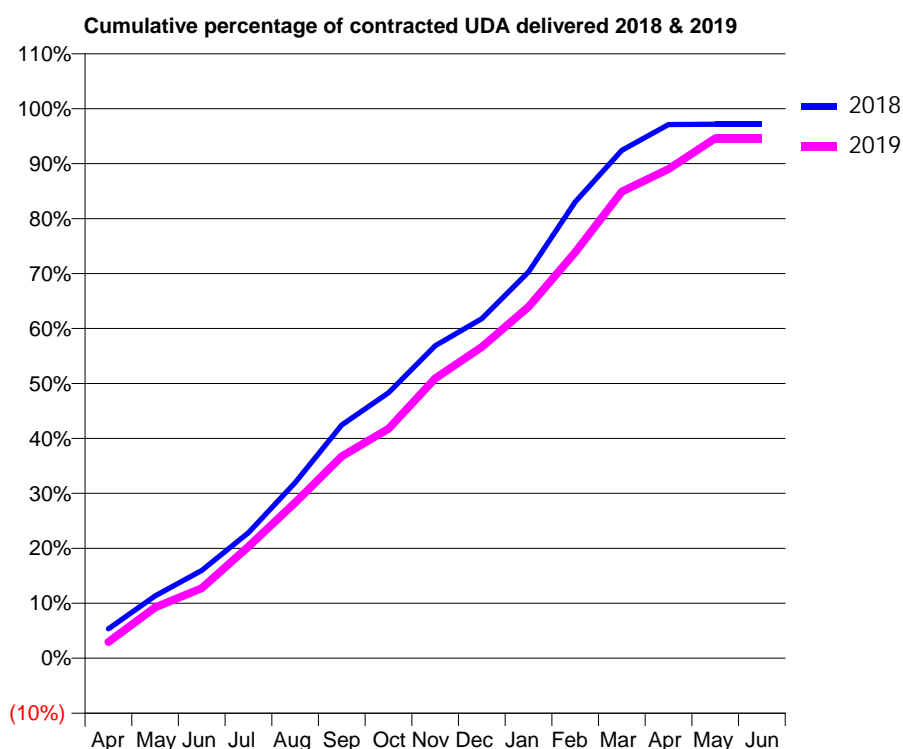
18/19 Contracted general activity (UDA)	2,700
Carry forward general activity (UDA)	77
18/19 Contracted orthodontic activity (UOA)	0
Carry forward orthodontic activity (UOA)	0
Baseline contract value	£68,934.83

ACCESS*

Patients seen in 24 months	Total	Change since previous quarter
Quarter ending March 2018	1,419	
Quarter ending June 2018	1,395	↓
Quarter ending September 2018	1,388	→
Quarter ending December 2018	1,375	→
Quarter ending March 2019	1,380	→
Variance since March 2018	(2.7%)	↓



ACTIVITY



Month	2018	2019
April	144	79
May	306	250
June	431	345
July	617	549
August	863	765
September	1,146	993
October	1,304	1,127
November	1,536	1,375
December	1,669	1,529
January	1,898	1,726
February	2,242	1,995
March	2,496	2,292
April	2,622	2,403
May	2,623	2,555
June	2,623	2,555

QUALITY

	Quantity	Base Number	Contract	AT	Region	England
% of FP17s for the same patient ID Re-attending within 3 months - Children	91	1,680	5.4%	9.6%	11.3%	11.8%
% of FP17s for the same patient ID Re-attending within 3 months - Adults	11	157	7.0%	15.2%	15.4%	15.7%
% of FP17s for the same patient ID Re-attending between 3 & 9 months - Children	1,042	1,680	62.0%	60.2%	61.3%	58.9%
% of FP17s for the same patient ID Re-attending between 3 & 9 months - Adults	111	157	70.7%	51.3%	52.1%	50.8%
% of FP17s for Band 1 Urgent Courses	58	1,936	3.0%	9.5%	9.5%	9.1%
% of FP17s Relating to Free Repair or Replacements	0	1,936	0.0%	0.5%	0.6%	0.8%
% of FP17s Relating to Continuations	20	1,936	1.0%	0.8%	0.8%	0.9%
% of Patients satisfied with the dentistry they have received	1	1	N/A	92.4%	92.4%	92.5%
% of Patients satisfied with the time they had to wait for an appointment	1	1	N/A	88.4%	86.3%	87.0%

* This is based on patients treated on this contract for their most recent course of treatment.

Figures in italics indicate the base number of FP17s or Patient Questionnaire responses are less than 100. N/A is shown where the base number of responses is less than 10 during the period. % is calculated as Quantity/Base number*100

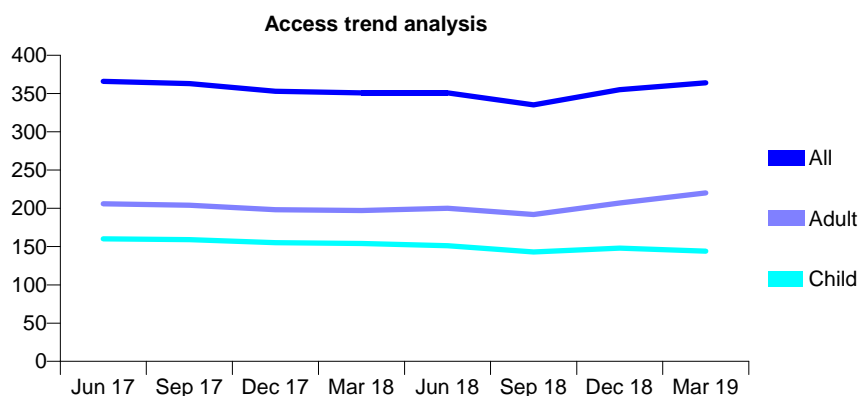
Q68 - Vital Signs At a Glance Contract Report for 634727/0001 - Year end March 2019

Name or company name	MR RC SCOTT
Contract type name	GDS Contract
Purpose of contract	General
Contract start date	01/04/2006
Contract end date	

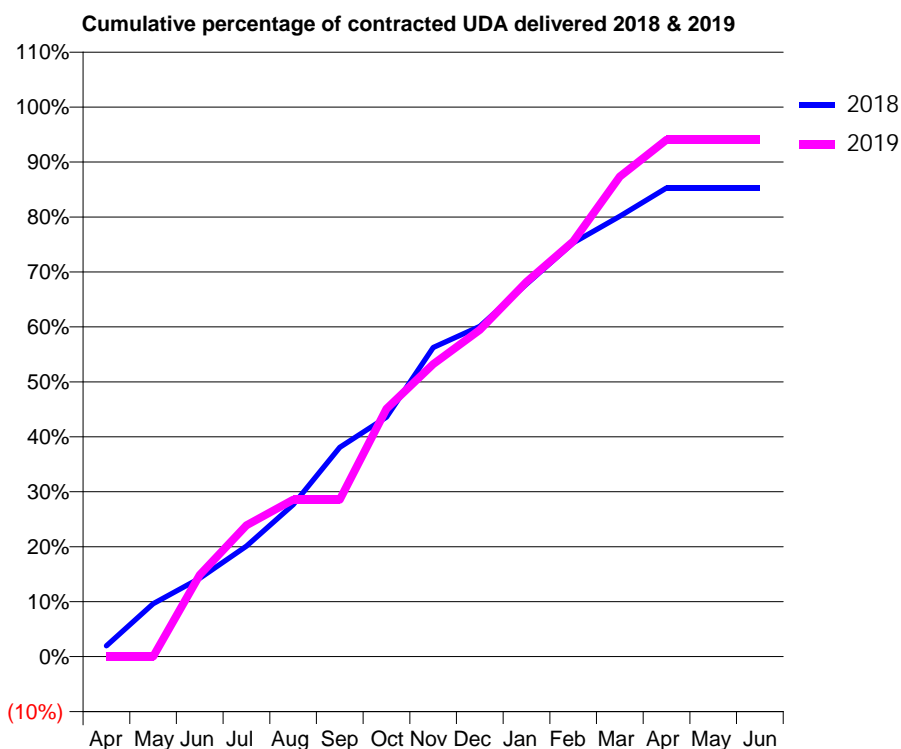
18/19 Contracted general activity (UDA)	911
Carry forward general activity (UDA)	0
18/19 Contracted orthodontic activity (UOA)	0
Carry forward orthodontic activity (UOA)	0
Baseline contract value	£22,055.04

ACCESS*

Patients seen in 24 months	Total	Change since previous quarter
Quarter ending March 2018	351	
Quarter ending June 2018	351	→
Quarter ending September 2018	335	↓
Quarter ending December 2018	355	↑
Quarter ending March 2019	364	↑
Variance since March 2018	3.7%	↑



ACTIVITY



Month	Adjusted Scheduled Activity (UDA)	
	2018	2019
April	18	0
May	88	0
June	130	135
July	183	218
August	252	260
September	347	260
October	397	411
November	512	485
December	547	542
January	618	621
February	686	688
March	730	796
April	777	857
May	777	857
June	777	857

QUALITY

	Quantity	Base Number	Contract	AT	Region	England
% of FP17s for the same patient ID Re-attending within 3 months - Children	10	196	5.1%	9.6%	11.3%	11.8%
% of FP17s for the same patient ID Re-attending within 3 months - Adults	19	251	7.6%	15.2%	15.4%	15.7%
% of FP17s for the same patient ID Re-attending between 3 & 9 months - Children	110	196	56.1%	60.2%	61.3%	58.9%
% of FP17s for the same patient ID Re-attending between 3 & 9 months - Adults	112	251	44.6%	51.3%	52.1%	50.8%
% of FP17s for Band 1 Urgent Courses	35	441	7.9%	9.5%	9.5%	9.1%
% of FP17s Relating to Free Repair or Replacements	1	441	0.2%	0.5%	0.6%	0.8%
% of FP17s Relating to Continuations	6	441	1.4%	0.8%	0.8%	0.9%
% of Patients satisfied with the dentistry they have received	0	0	N/A	92.4%	92.4%	92.5%
% of Patients satisfied with the time they had to wait for an appointment	0	0	N/A	88.4%	86.3%	87.0%

* This is based on patients treated on this contract for their most recent course of treatment. Figures in italics indicate the base number of FP17s or Patient Questionnaire responses are less than 100. N/A is shown where the base number of responses is less than 10 during the period. % is calculated as Quantity/Base number*100

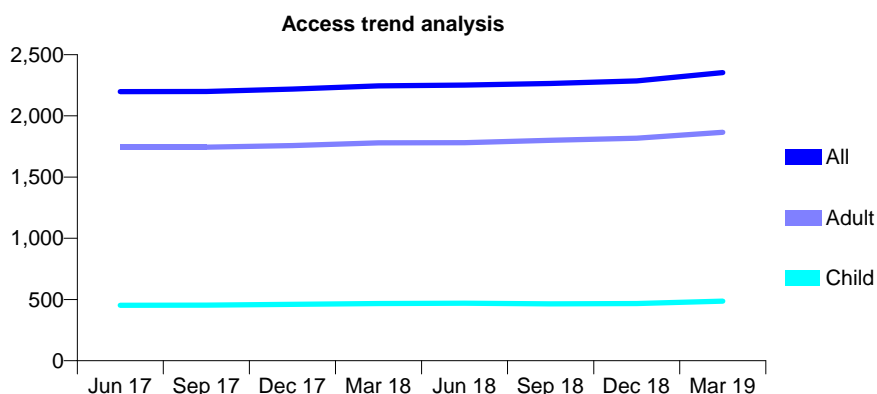
Q68 - Vital Signs At a Glance Contract Report for 635391/0001 - Year end March 2019

Name or company name	Tokajuk & Guttery
Contract type name	GDS Contract
Purpose of contract	General
Contract start date	01/04/2006
Contract end date	

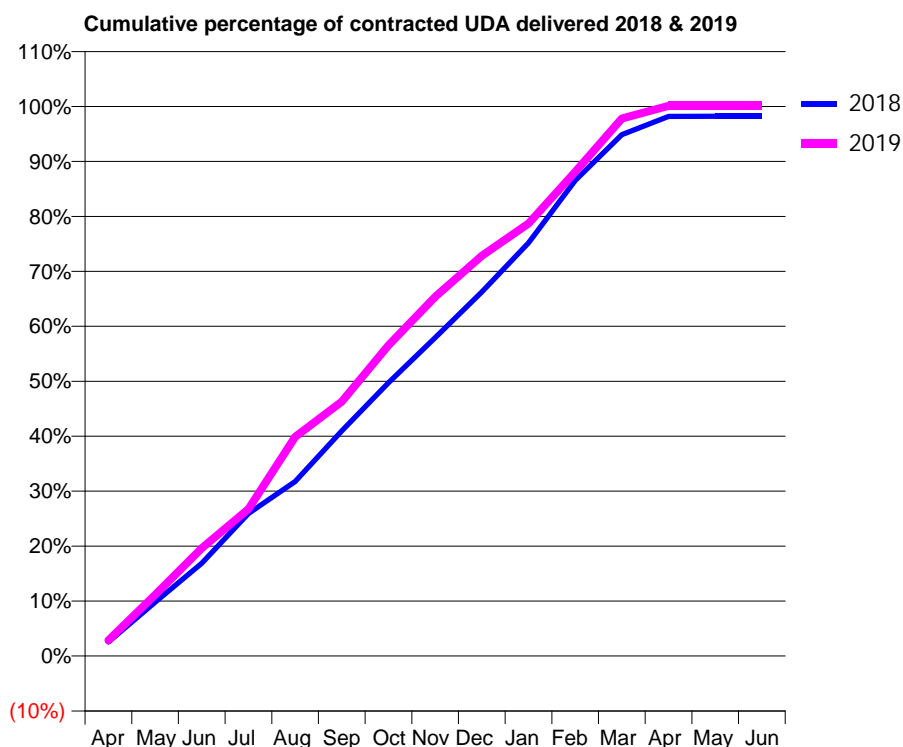
18/19 Contracted general activity (UDA)	6,185
Carry forward general activity (UDA)	110
18/19 Contracted orthodontic activity (UOA)	0
Carry forward orthodontic activity (UOA)	0
Baseline contract value	£184,375.00

ACCESS*

Patients seen in 24 months	Total	Change since previous quarter
Quarter ending March 2018	2,246	
Quarter ending June 2018	2,252	→
Quarter ending September 2018	2,265	→
Quarter ending December 2018	2,286	→
Quarter ending March 2019	2,353	↑
Variance since March 2018	4.8%	↑



ACTIVITY



Month	Adjusted Scheduled Activity (UDA)	
	2018	2019
April	158	179
May	607	690
June	1,043	1,214
July	1,604	1,655
August	1,963	2,466
September	2,533	2,863
October	3,076	3,496
November	3,583	4,042
December	4,097	4,504
January	4,649	4,868
February	5,352	5,449
March	5,868	6,049
April	6,072	6,192
May	6,075	6,192
June	6,075	6,192

QUALITY

	Quantity	Base Number	Contract	AT	Region	England
% of FP17s for the same patient ID Re-attending within 3 months - Children	68	772	8.8%	9.6%	11.3%	11.8%
% of FP17s for the same patient ID Re-attending within 3 months - Adults	493	2,858	17.2%	15.2%	15.4%	15.7%
% of FP17s for the same patient ID Re-attending between 3 & 9 months - Children	454	772	58.8%	60.2%	61.3%	58.9%
% of FP17s for the same patient ID Re-attending between 3 & 9 months - Adults	1,549	2,858	54.2%	51.3%	52.1%	50.8%
% of FP17s for Band 1 Urgent Courses	320	3,601	8.9%	9.5%	9.5%	9.1%
% of FP17s Relating to Free Repair or Replacements	20	3,601	0.6%	0.5%	0.6%	0.8%
% of FP17s Relating to Continuations	82	3,601	2.3%	0.8%	0.8%	0.9%
% of Patients satisfied with the dentistry they have received	1	1	N/A	92.4%	92.4%	92.5%
% of Patients satisfied with the time they had to wait for an appointment	1	1	N/A	88.4%	86.3%	87.0%

* This is based on patients treated on this contract for their most recent course of treatment. Figures in italics indicate the base number of FP17s or Patient Questionnaire responses are less than 100. N/A is shown where the base number of responses is less than 10 during the period. % is calculated as Quantity/Base number*100

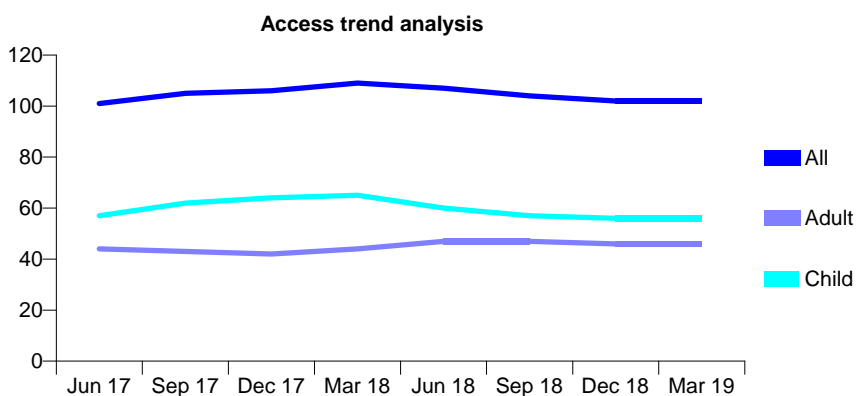
Q68 - Vital Signs At a Glance Contract Report for 638730/0001 - Year end March 2019

Name or company name	MR DA RHODEN
Contract type name	GDS Contract
Purpose of contract	General
Contract start date	01/04/2006
Contract end date	

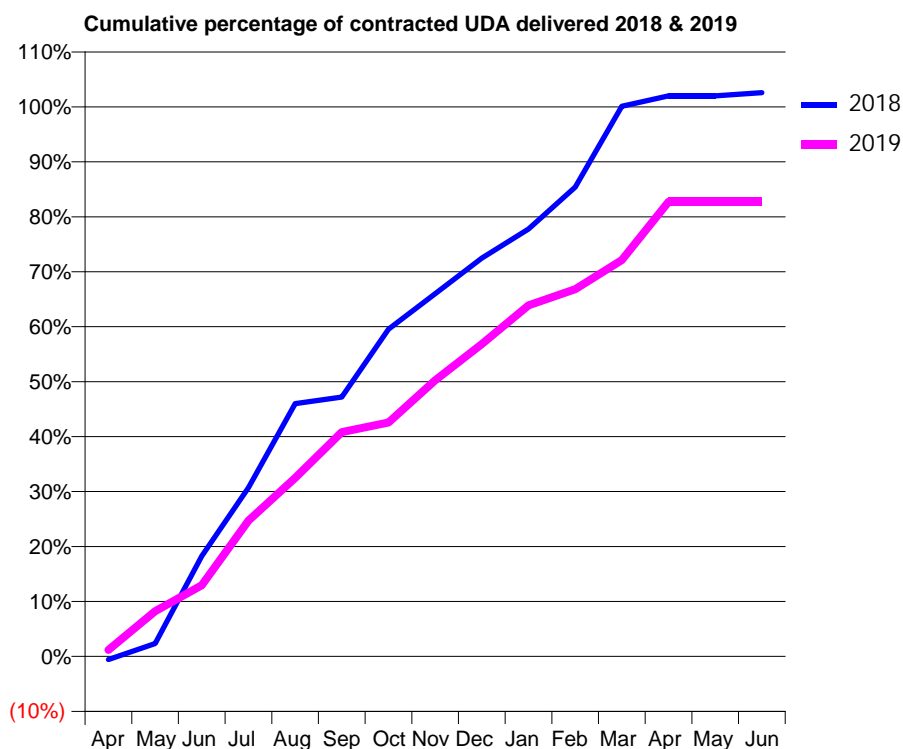
18/19 Contracted general activity (UDA)	170
Carry forward general activity (UDA)	0
18/19 Contracted orthodontic activity (UOA)	0
Carry forward orthodontic activity (UOA)	0
Baseline contract value	£3,971.39

ACCESS*

Patients seen in 24 months	Total	Change since previous quarter
Quarter ending March 2018	109	
Quarter ending June 2018	107	↓
Quarter ending September 2018	104	↓
Quarter ending December 2018	102	↓
Quarter ending March 2019	102	→
Variance since March 2018	(6.4%)	↓



ACTIVITY



Month	Adjusted Scheduled Activity (UDA)	
	2018	2019
April	-1	2
May	4	14
June	31	22
July	52	42
August	78	55
September	80	69
October	101	72
November	112	85
December	123	97
January	132	109
February	145	114
March	170	123
April	173	141
May	173	141
June	174	141

QUALITY

	Quantity	Base Number	Contract	AT	Region	England
% of FP17s for the same patient ID Re-attending within 3 months - Children	1	69	1.4%	9.6%	11.3%	11.8%
% of FP17s for the same patient ID Re-attending within 3 months - Adults	1	30	3.3%	15.2%	15.4%	15.7%
% of FP17s for the same patient ID Re-attending between 3 & 9 months - Children	38	69	55.1%	60.2%	61.3%	58.9%
% of FP17s for the same patient ID Re-attending between 3 & 9 months - Adults	16	30	53.3%	51.3%	52.1%	50.8%
% of FP17s for Band 1 Urgent Courses	3	109	2.8%	9.5%	9.5%	9.1%
% of FP17s Relating to Free Repair or Replacements	0	109	0.0%	0.5%	0.6%	0.8%
% of FP17s Relating to Continuations	0	109	0.0%	0.8%	0.8%	0.9%
% of Patients satisfied with the dentistry they have received	0	0	N/A	92.4%	92.4%	92.5%
% of Patients satisfied with the time they had to wait for an appointment	0	0	N/A	88.4%	86.3%	87.0%

* This is based on patients treated on this contract for their most recent course of treatment. Figures in italics indicate the base number of FP17s or Patient Questionnaire responses are less than 100. N/A is shown where the base number of responses is less than 10 during the period. % is calculated as Quantity/Base number*100

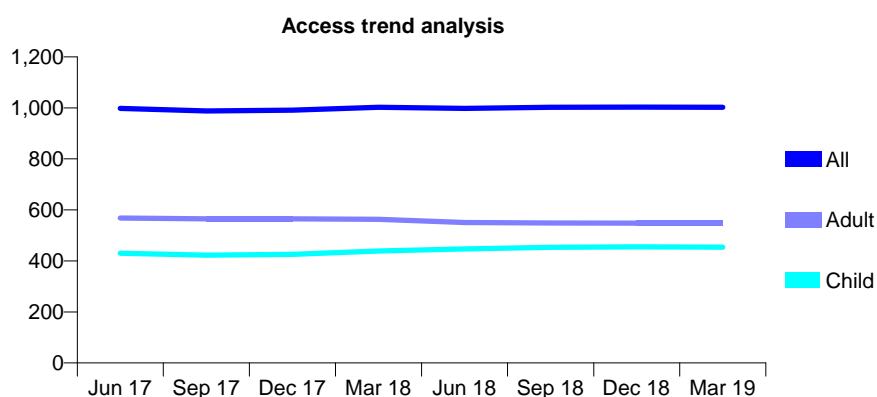
Q68 - Vital Signs At a Glance Contract Report for 643440/0001 - Year end March 2019

Name or company name	MR KA GOWER
Contract type name	GDS Contract
Purpose of contract	General
Contract start date	01/04/2006
Contract end date	

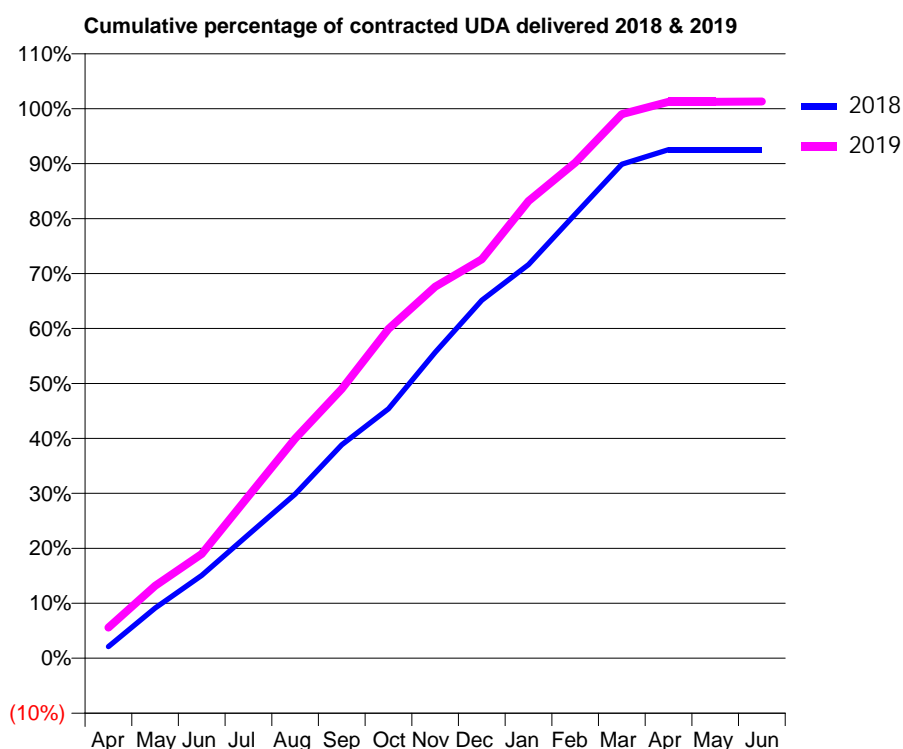
18/19 Contracted general activity (UDA)	2,240
Carry forward general activity (UDA)	0
18/19 Contracted orthodontic activity (UOA)	0
Carry forward orthodontic activity (UOA)	0
Baseline contract value	£51,199.00

ACCESS*

Patients seen in 24 months	Total	Change since previous quarter
Quarter ending March 2018	1,002	
Quarter ending June 2018	998	→
Quarter ending September 2018	1,002	→
Quarter ending December 2018	1,003	→
Quarter ending March 2019	1,002	→
Variance since March 2018	0.0%	→



ACTIVITY



Adjusted Scheduled Activity (UDA)		
Month	2018	2019
April	48	125
May	205	296
June	338	425
July	504	661
August	669	896
September	870	1,098
October	1,017	1,342
November	1,247	1,515
December	1,459	1,626
January	1,604	1,863
February	1,810	2,019
March	2,014	2,217
April	2,073	2,268
May	2,073	2,268
June	2,073	2,269

QUALITY

	Quantity	Base Number	Contract	AT	Region	England
% of FP17s for the same patient ID Re-attending within 3 months - Children	54	763	7.1%	9.6%	11.3%	11.8%
% of FP17s for the same patient ID Re-attending within 3 months - Adults	97	750	12.9%	15.2%	15.4%	15.7%
% of FP17s for the same patient ID Re-attending between 3 & 9 months - Children	509	763	66.7%	60.2%	61.3%	58.9%
% of FP17s for the same patient ID Re-attending between 3 & 9 months - Adults	402	750	53.6%	51.3%	52.1%	50.8%
% of FP17s for Band 1 Urgent Courses	106	1,523	7.0%	9.5%	9.5%	9.1%
% of FP17s Relating to Free Repair or Replacements	0	1,523	0.0%	0.5%	0.6%	0.8%
% of FP17s Relating to Continuations	2	1,523	0.1%	0.8%	0.8%	0.9%
% of Patients satisfied with the dentistry they have received	0	0	N/A	92.4%	92.4%	92.5%
% of Patients satisfied with the time they had to wait for an appointment	0	0	N/A	88.4%	86.3%	87.0%

* This is based on patients treated on this contract for their most recent course of treatment.

Figures in italics indicate the base number of FP17s or Patient Questionnaire responses are less than 100. N/A is shown where the base number of responses is less than 10 during the period. % is calculated as Quantity/Base number*100

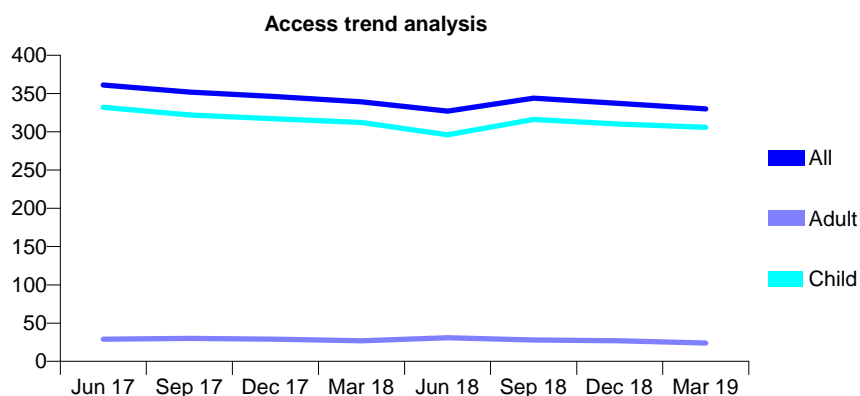
Q68 - Vital Signs At a Glance Contract Report for 644951/0001 - Year end March 2019

Name or company name	MR NJ JULLIEN
Contract type name	GDS Contract
Purpose of contract	General
Contract start date	01/04/2006
Contract end date	

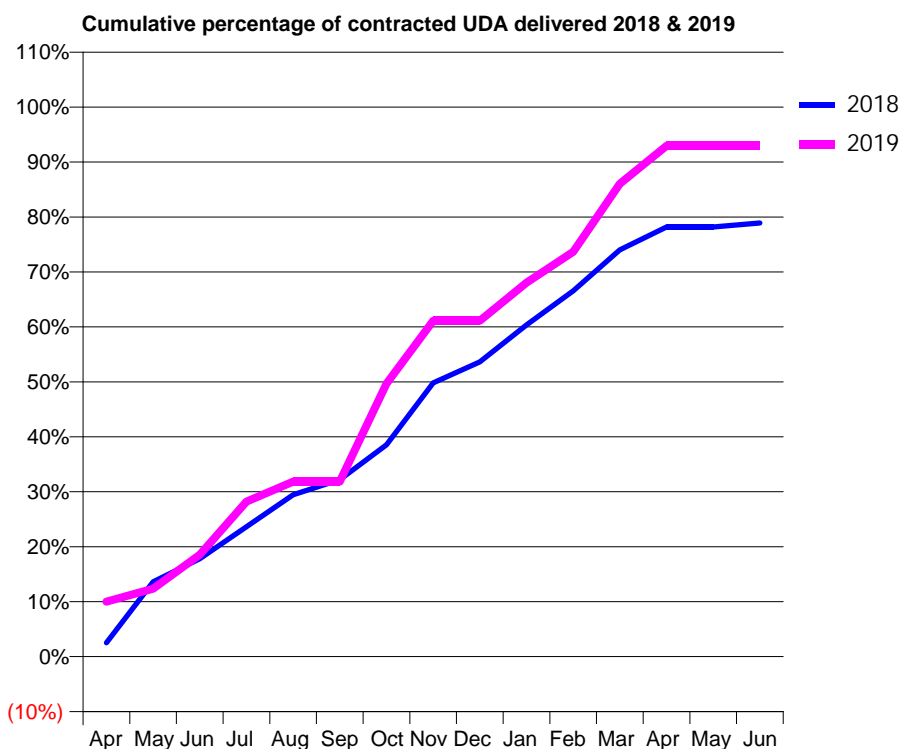
18/19 Contracted general activity (UDA)	550
Carry forward general activity (UDA)	0
18/19 Contracted orthodontic activity (UOA)	0
Carry forward orthodontic activity (UOA)	0
Baseline contract value	£12,571.20

ACCESS*

Patients seen in 24 months	Total	Change since previous quarter
Quarter ending March 2018	339	
Quarter ending June 2018	327	↓
Quarter ending September 2018	344	↑
Quarter ending December 2018	337	↓
Quarter ending March 2019	330	↓
Variance since March 2018	(2.7%)	↓



ACTIVITY



Month	Adjusted Scheduled Activity (UDA)	
	2018	2019
April	14	55
May	75	68
June	98	102
July	130	155
August	162	175
September	177	175
October	212	273
November	274	336
December	295	336
January	332	374
February	366	405
March	407	473
April	430	511
May	430	511
June	434	511

QUALITY

	Quantity	Base Number	Contract	AT	Region	England
% of FP17s for the same patient ID Re-attending within 3 months - Children	10	383	2.6%	9.6%	11.3%	11.8%
% of FP17s for the same patient ID Re-attending within 3 months - Adults	0	3	0.0%	15.2%	15.4%	15.7%
% of FP17s for the same patient ID Re-attending between 3 & 9 months - Children	209	383	54.6%	60.2%	61.3%	58.9%
% of FP17s for the same patient ID Re-attending between 3 & 9 months - Adults	0	3	0.0%	51.3%	52.1%	50.8%
% of FP17s for Band 1 Urgent Courses	1	392	0.3%	9.5%	9.5%	9.1%
% of FP17s Relating to Free Repair or Replacements	0	392	0.0%	0.5%	0.6%	0.8%
% of FP17s Relating to Continuations	0	392	0.0%	0.8%	0.8%	0.9%
% of Patients satisfied with the dentistry they have received	0	0	N/A	92.4%	92.4%	92.5%
% of Patients satisfied with the time they had to wait for an appointment	0	0	N/A	88.4%	86.3%	87.0%

* This is based on patients treated on this contract for their most recent course of treatment. Figures in italics indicate the base number of FP17s or Patient Questionnaire responses are less than 100. N/A is shown where the base number of responses is less than 10 during the period. % is calculated as Quantity/Base number*100

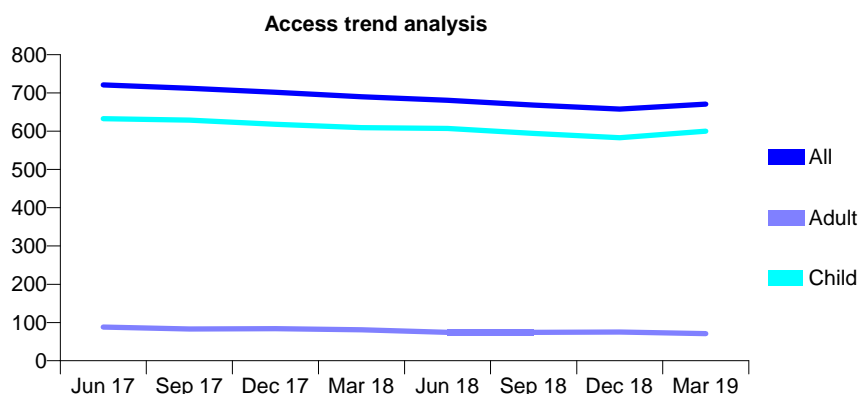
Q68 - Vital Signs At a Glance Contract Report for 649473/0001 - Year end March 2019

Name or company name	MR AB DAVIDSON
Contract type name	GDS Contract
Purpose of contract	General
Contract start date	01/04/2006
Contract end date	

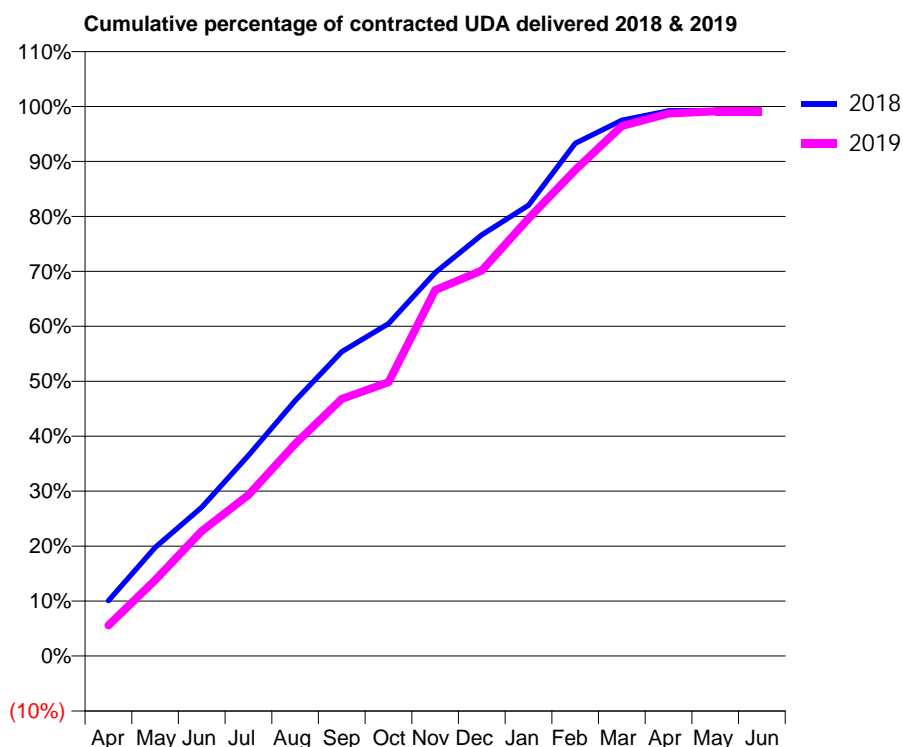
18/19 Contracted general activity (UDA)	1,200
Carry forward general activity (UDA)	9
18/19 Contracted orthodontic activity (UOA)	0
Carry forward orthodontic activity (UOA)	0
Baseline contract value	£31,040.57

ACCESS*

Patients seen in 24 months	Total	Change since previous quarter
Quarter ending March 2018	690	
Quarter ending June 2018	681	↓
Quarter ending September 2018	668	↓
Quarter ending December 2018	658	↓
Quarter ending March 2019	671	→
Variance since March 2018	(2.8%)	↓



ACTIVITY



Month	Adjusted Scheduled Activity (UDA)	
	2018	2019
April	121	67
May	237	166
June	325	273
July	438	352
August	558	463
September	664	562
October	725	598
November	837	799
December	920	842
January	984	955
February	1,120	1,061
March	1,170	1,157
April	1,191	1,184
May	1,191	1,189
June	1,191	1,189

QUALITY

	Quantity	Base Number	Contract	AT	Region	England
% of FP17s for the same patient ID Re-attending within 3 months - Children	48	926	5.2%	9.6%	11.3%	11.8%
% of FP17s for the same patient ID Re-attending within 3 months - Adults	4	7	57.1%	15.2%	15.4%	15.7%
% of FP17s for the same patient ID Re-attending between 3 & 9 months - Children	576	926	62.2%	60.2%	61.3%	58.9%
% of FP17s for the same patient ID Re-attending between 3 & 9 months - Adults	2	7	28.6%	51.3%	52.1%	50.8%
% of FP17s for Band 1 Urgent Courses	28	947	3.0%	9.5%	9.5%	9.1%
% of FP17s Relating to Free Repair or Replacements	0	947	0.0%	0.5%	0.6%	0.8%
% of FP17s Relating to Continuations	0	947	0.0%	0.8%	0.8%	0.9%
% of Patients satisfied with the dentistry they have received	0	0	N/A	92.4%	92.4%	92.5%
% of Patients satisfied with the time they had to wait for an appointment	0	0	N/A	88.4%	86.3%	87.0%

* This is based on patients treated on this contract for their most recent course of treatment. Figures in italics indicate the base number of FP17s or Patient Questionnaire responses are less than 100. N/A is shown where the base number of responses is less than 10 during the period. % is calculated as Quantity/Base number*100

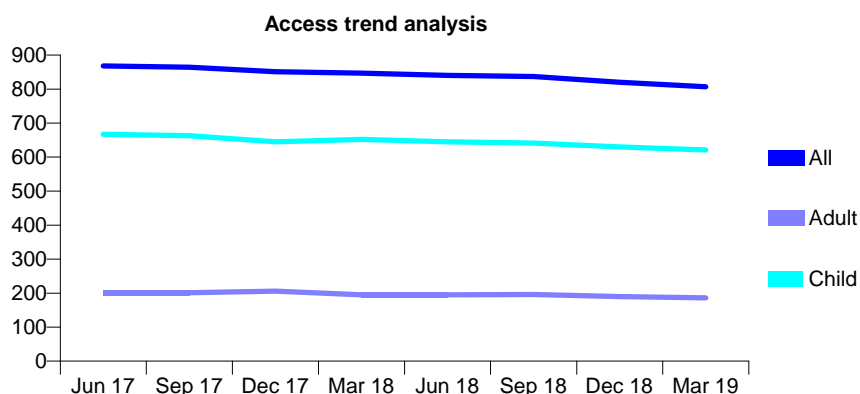
Q68 - Vital Signs At a Glance Contract Report for 649848/0001 - Year end March 2019

Name or company name	Strand Dental
Contract type name	GDS Contract
Purpose of contract	General
Contract start date	01/04/2006
Contract end date	

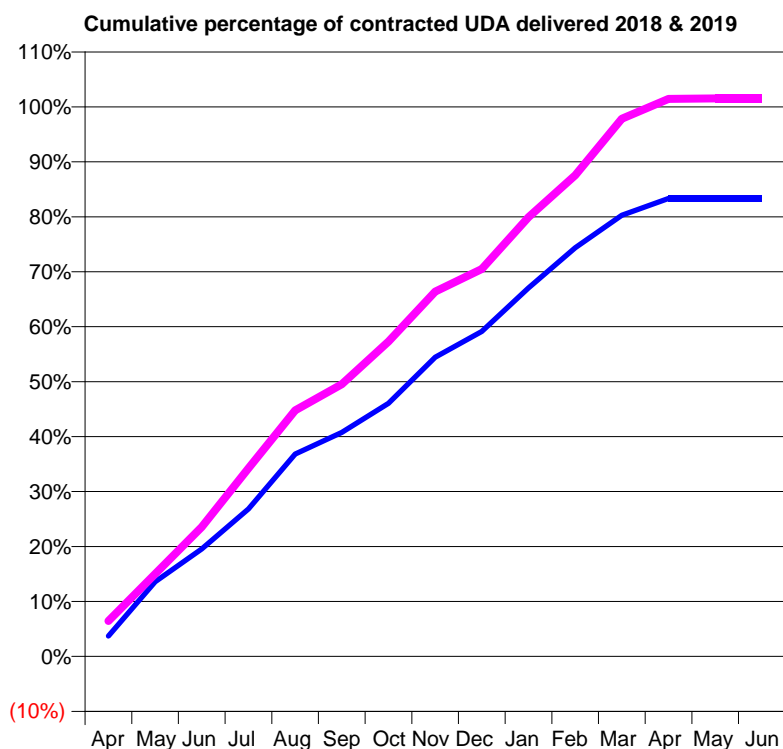
18/19 Contracted general activity (UDA)	1,443
Carry forward general activity (UDA)	0
18/19 Contracted orthodontic activity (UOA)	0
Carry forward orthodontic activity (UOA)	0
Baseline contract value	£35,979.27

ACCESS*

Patients seen in 24 months	Total	Change since previous quarter
Quarter ending March 2018	847	
Quarter ending June 2018	840	→
Quarter ending September 2018	837	→
Quarter ending December 2018	820	↓
Quarter ending March 2019	807	↓
Variance since March 2018	(4.7%)	↓



ACTIVITY



Month	Adjusted Scheduled Activity (UDA)	
	2018	2019
April	67	93
May	244	217
June	352	340
July	483	494
August	663	646
September	734	714
October	829	827
November	980	958
December	1,064	1,017
January	1,207	1,153
February	1,339	1,263
March	1,445	1,412
April	1,500	1,464
May	1,500	1,465
June	1,500	1,465

QUALITY

	Quantity	Base Number	Contract	AT	Region	England
% of FP17s for the same patient ID Re-attending within 3 months - Children	35	1,017	3.4%	9.6%	11.3%	11.8%
% of FP17s for the same patient ID Re-attending within 3 months - Adults	2	142	1.4%	15.2%	15.4%	15.7%
% of FP17s for the same patient ID Re-attending between 3 & 9 months - Children	747	1,017	73.5%	60.2%	61.3%	58.9%
% of FP17s for the same patient ID Re-attending between 3 & 9 months - Adults	94	142	66.2%	51.3%	52.1%	50.8%
% of FP17s for Band 1 Urgent Courses	14	1,162	1.2%	9.5%	9.5%	9.1%
% of FP17s Relating to Free Repair or Replacements	0	1,162	0.0%	0.5%	0.6%	0.8%
% of FP17s Relating to Continuations	0	1,162	0.0%	0.8%	0.8%	0.9%
% of Patients satisfied with the dentistry they have received	0	0	N/A	92.4%	92.4%	92.5%
% of Patients satisfied with the time they had to wait for an appointment	0	0	N/A	88.4%	86.3%	87.0%

* This is based on patients treated on this contract for their most recent course of treatment. Figures in italics indicate the base number of FP17s or Patient Questionnaire responses are less than 100. N/A is shown where the base number of responses is less than 10 during the period. % is calculated as Quantity/Base number*100

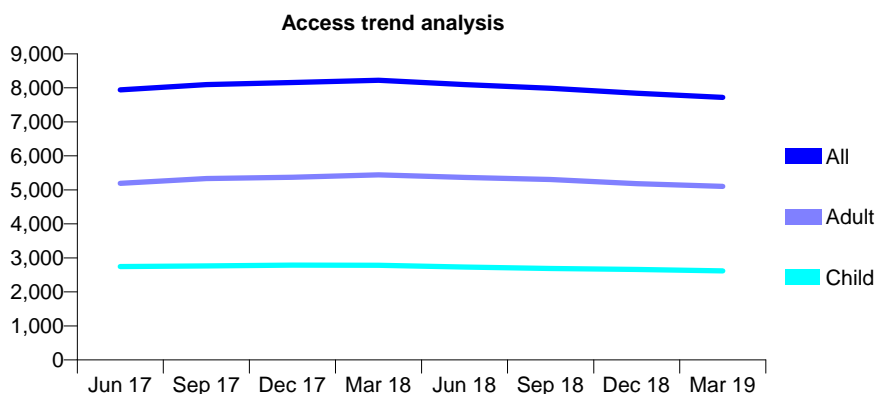
Q68 - Vital Signs At a Glance Contract Report for 653381/0001 - Year end March 2019

Name or company name	MR SG QUELCH
Contract type name	GDS Contract
Purpose of contract	General
Contract start date	01/04/2006
Contract end date	

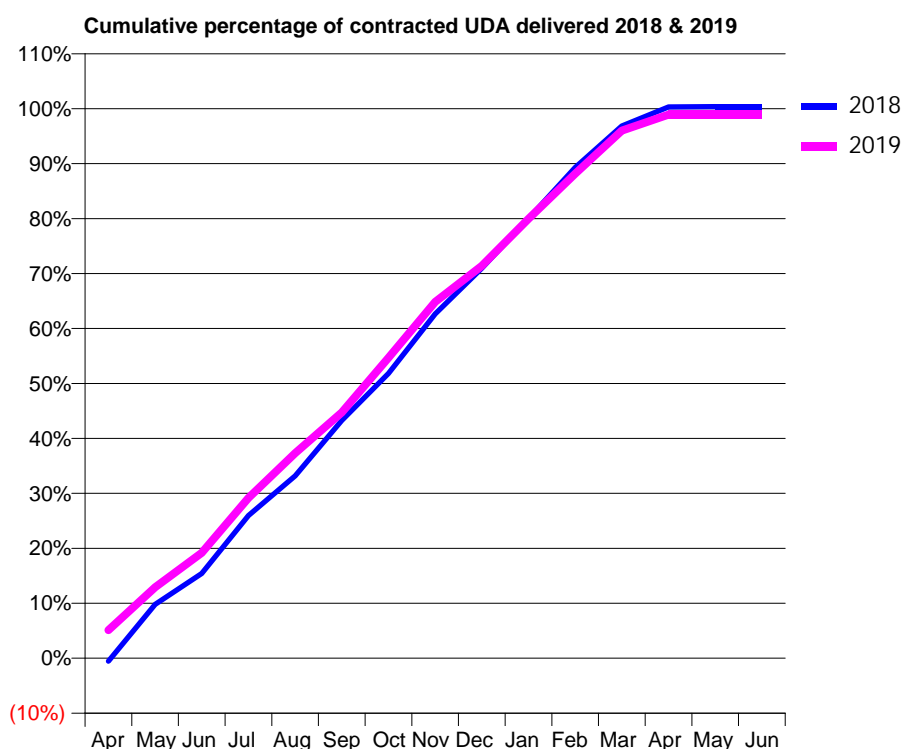
18/19 Contracted general activity (UDA)	17,527
Carry forward general activity (UDA)	0
18/19 Contracted orthodontic activity (UOA)	0
Carry forward orthodontic activity (UOA)	0
Baseline contract value	£563,313.52

ACCESS*

Patients seen in 24 months	Total	Change since previous quarter
Quarter ending March 2018	8,225	
Quarter ending June 2018	8,096	↓
Quarter ending September 2018	7,992	↓
Quarter ending December 2018	7,841	↓
Quarter ending March 2019	7,721	↓
Variance since March 2018	(6.1%)	↓



ACTIVITY



Month	2018	2019
April	-95	896
May	1,719	2,266
June	2,701	3,363
July	4,555	5,115
August	5,817	6,541
September	7,580	7,835
October	9,083	9,586
November	10,982	11,365
December	12,435	12,516
January	14,024	14,013
February	15,651	15,454
March	16,972	16,824
April	17,581	17,336
May	17,588	17,336
June	17,590	17,338

QUALITY

	Quantity	Base Number	Contract	AT	Region	England
% of FP17s for the same patient ID Re-attending within 3 months - Children	422	4,681	9.0%	9.6%	11.3%	11.8%
% of FP17s for the same patient ID Re-attending within 3 months - Adults	832	7,023	11.8%	15.2%	15.4%	15.7%
% of FP17s for the same patient ID Re-attending between 3 & 9 months - Children	3,346	4,681	71.5%	60.2%	61.3%	58.9%
% of FP17s for the same patient ID Re-attending between 3 & 9 months - Adults	3,953	7,023	56.3%	51.3%	52.1%	50.8%
% of FP17s for Band 1 Urgent Courses	811	11,599	7.0%	9.5%	9.5%	9.1%
% of FP17s Relating to Free Repair or Replacements	57	11,599	0.5%	0.5%	0.6%	0.8%
% of FP17s Relating to Continuations	13	11,599	0.1%	0.8%	0.8%	0.9%
% of Patients satisfied with the dentistry they have received	2	4	N/A	92.4%	92.4%	92.5%
% of Patients satisfied with the time they had to wait for an appointment	2	4	N/A	88.4%	86.3%	87.0%

* This is based on patients treated on this contract for their most recent course of treatment.

Figures in italics indicate the base number of FP17s or Patient Questionnaire responses are less than 100. N/A is shown where the base number of responses is less than 10 during the period. % is calculated as Quantity/Base number*100

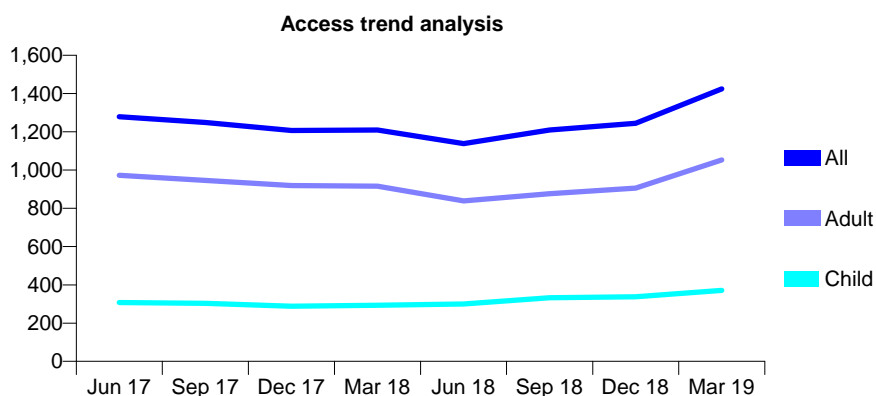
Q68 - Vital Signs At a Glance Contract Report for 657182/0001 - Year end March 2019

Name or company name	Marine Parade Dental Practice
Contract type name	GDS Contract
Purpose of contract	General
Contract start date	01/04/2006
Contract end date	

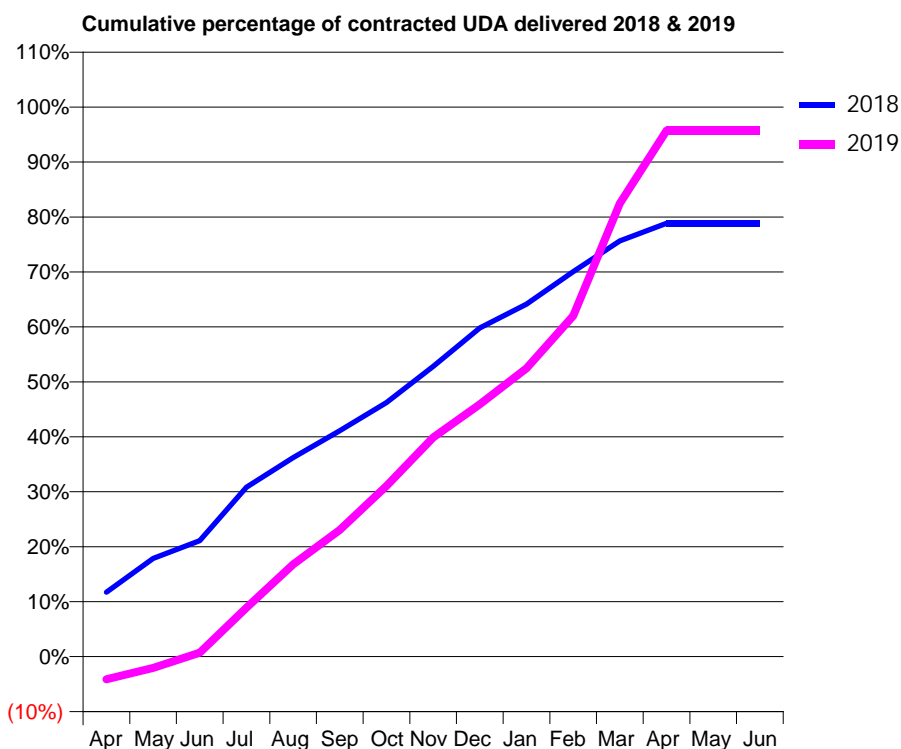
18/19 Contracted general activity (UDA)	4,000
Carry forward general activity (UDA)	320
18/19 Contracted orthodontic activity (UOA)	0
Carry forward orthodontic activity (UOA)	0
Baseline contract value	£116,738.32

ACCESS*

Patients seen in 24 months	Total	Change since previous quarter
Quarter ending March 2018	1,209	
Quarter ending June 2018	1,138	↓
Quarter ending September 2018	1,209	↑
Quarter ending December 2018	1,244	↑
Quarter ending March 2019	1,424	↑
Variance since March 2018	17.8%	↑



ACTIVITY



Month	Adjusted Scheduled Activity (UDA)	
	2018	2019
April	469	-165
May	715	-83
June	844	28
July	1,233	355
August	1,449	671
September	1,645	921
October	1,850	1,242
November	2,113	1,595
December	2,392	1,837
January	2,566	2,098
February	2,802	2,480
March	3,026	3,299
April	3,154	3,828
May	3,154	3,828
June	3,154	3,828

QUALITY

	Quantity	Base Number	Contract	AT	Region	England
% of FP17s for the same patient ID Re-attending within 3 months - Children	19	486	3.9%	9.6%	11.3%	11.8%
% of FP17s for the same patient ID Re-attending within 3 months - Adults	83	1,019	8.1%	15.2%	15.4%	15.7%
% of FP17s for the same patient ID Re-attending between 3 & 9 months - Children	222	486	45.7%	60.2%	61.3%	58.9%
% of FP17s for the same patient ID Re-attending between 3 & 9 months - Adults	287	1,019	28.2%	51.3%	52.1%	50.8%
% of FP17s for Band 1 Urgent Courses	137	1,568	8.7%	9.5%	9.5%	9.1%
% of FP17s Relating to Free Repair or Replacements	0	1,568	0.0%	0.5%	0.6%	0.8%
% of FP17s Relating to Continuations	13	1,568	0.8%	0.8%	0.8%	0.9%
% of Patients satisfied with the dentistry they have received	0	0	N/A	92.4%	92.4%	92.5%
% of Patients satisfied with the time they had to wait for an appointment	0	0	N/A	88.4%	86.3%	87.0%

* This is based on patients treated on this contract for their most recent course of treatment. Figures in italics indicate the base number of FP17s or Patient Questionnaire responses are less than 100. N/A is shown where the base number of responses is less than 10 during the period. % is calculated as Quantity/Base number*100

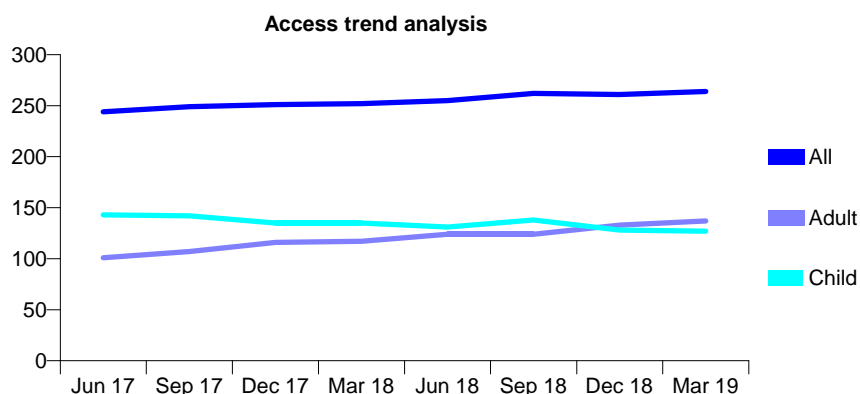
Q68 - Vital Signs At a Glance Contract Report for 657867/0002 - Year end March 2019

Name or company name	MR L VAN ROOY
Contract type name	GDS Contract
Purpose of contract	General
Contract start date	01/07/2006
Contract end date	

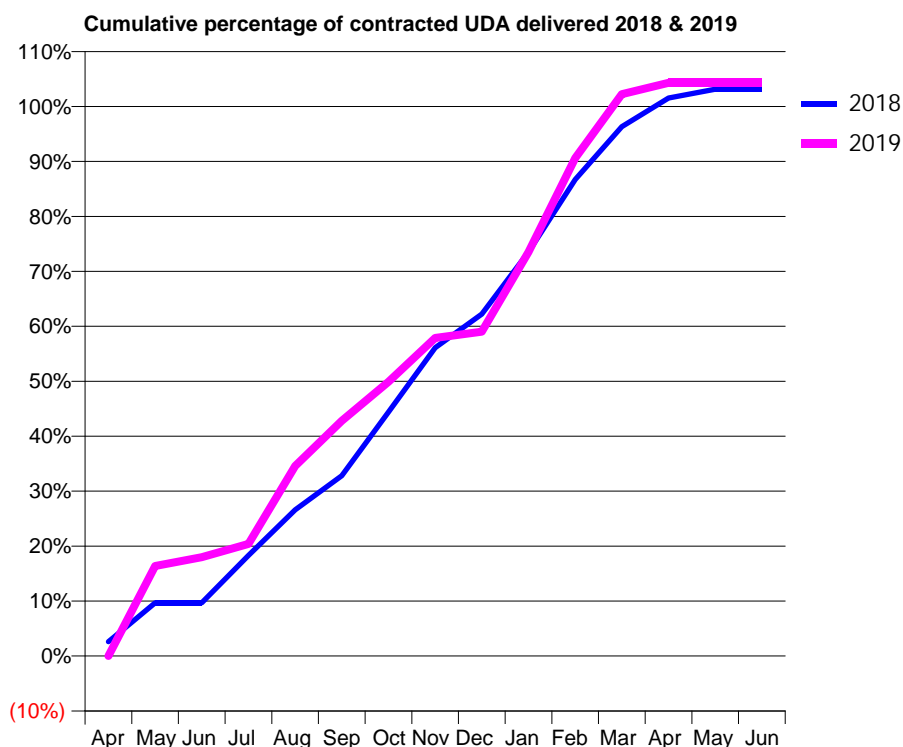
18/19 Contracted general activity (UDA)	1,000
Carry forward general activity (UDA)	0
18/19 Contracted orthodontic activity (UOA)	0
Carry forward orthodontic activity (UOA)	0
Baseline contract value	£29,536.86

ACCESS*

Patients seen in 24 months	Total	Change since previous quarter
Quarter ending March 2018	252	
Quarter ending June 2018	255	→
Quarter ending September 2018	262	↑
Quarter ending December 2018	261	→
Quarter ending March 2019	264	→
Variance since March 2018	4.8%	↑



ACTIVITY



Month	Adjusted Scheduled Activity (UDA)	
	2018	2019
April	26	0
May	97	164
June	97	180
July	183	204
August	266	346
September	328	428
October	444	499
November	561	579
December	622	590
January	735	735
February	867	906
March	963	1,022
April	1,015	1,043
May	1,031	1,043
June	1,031	1,043

QUALITY

	Quantity	Base Number	Contract	AT	Region	England
% of FP17s for the same patient ID Re-attending within 3 months - Children	7	179	3.9%	9.6%	11.3%	11.8%
% of FP17s for the same patient ID Re-attending within 3 months - Adults	13	111	11.7%	15.2%	15.4%	15.7%
% of FP17s for the same patient ID Re-attending between 3 & 9 months - Children	91	179	50.8%	60.2%	61.3%	58.9%
% of FP17s for the same patient ID Re-attending between 3 & 9 months - Adults	36	111	32.4%	51.3%	52.1%	50.8%
% of FP17s for Band 1 Urgent Courses	1	278	0.4%	9.5%	9.5%	9.1%
% of FP17s Relating to Free Repair or Replacements	0	278	0.0%	0.5%	0.6%	0.8%
% of FP17s Relating to Continuations	0	278	0.0%	0.8%	0.8%	0.9%
% of Patients satisfied with the dentistry they have received	0	0	N/A	92.4%	92.4%	92.5%
% of Patients satisfied with the time they had to wait for an appointment	0	0	N/A	88.4%	86.3%	87.0%

* This is based on patients treated on this contract for their most recent course of treatment. Figures in italics indicate the base number of FP17s or Patient Questionnaire responses are less than 100. N/A is shown where the base number of responses is less than 10 during the period. % is calculated as Quantity/Base number*100

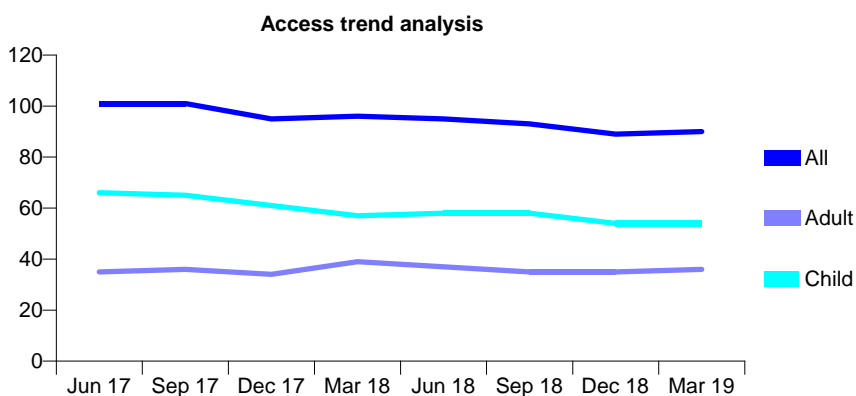
Q68 - Vital Signs At a Glance Contract Report for 661015/0001 - Year end March 2019

Name or company name	MR S MAGNANI
Contract type name	GDS Contract
Purpose of contract	General
Contract start date	01/04/2007
Contract end date	

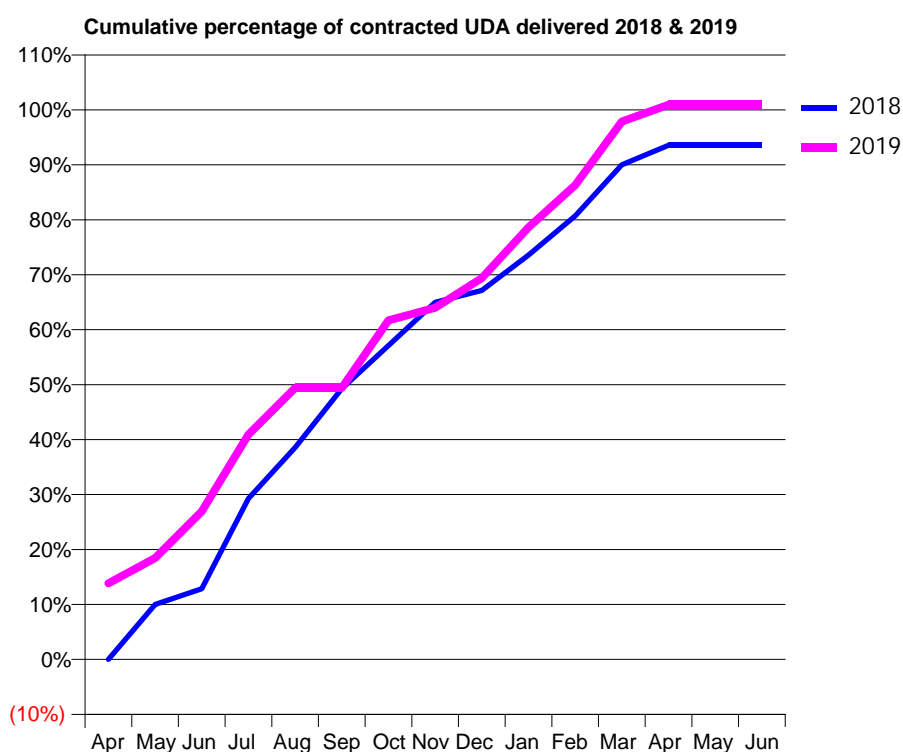
18/19 Contracted general activity (UDA)	130
Carry forward general activity (UDA)	0
18/19 Contracted orthodontic activity (UOA)	0
Carry forward orthodontic activity (UOA)	0
Baseline contract value	£3,641.13

ACCESS*

Patients seen in 24 months	Total	Change since previous quarter
Quarter ending March 2018	96	
Quarter ending June 2018	95	↓
Quarter ending September 2018	93	↓
Quarter ending December 2018	89	↓
Quarter ending March 2019	90	→
Variance since March 2018	(6.3%)	↓



ACTIVITY



Month	Adjusted Scheduled Activity (UDA)	
	2018	2019
April	0	18
May	14	24
June	18	35
July	41	53
August	54	64
September	69	64
October	80	80
November	91	83
December	94	90
January	103	102
February	113	112
March	126	127
April	131	131
May	131	131
June	131	131

QUALITY

	Quantity	Base Number	Contract	AT	Region	England
% of FP17s for the same patient ID Re-attending within 3 months - Children	1	76	1.3%	9.6%	11.3%	11.8%
% of FP17s for the same patient ID Re-attending within 3 months - Adults	1	20	5.0%	15.2%	15.4%	15.7%
% of FP17s for the same patient ID Re-attending between 3 & 9 months - Children	40	76	52.6%	60.2%	61.3%	58.9%
% of FP17s for the same patient ID Re-attending between 3 & 9 months - Adults	7	20	35.0%	51.3%	52.1%	50.8%
% of FP17s for Band 1 Urgent Courses	1	95	1.1%	9.5%	9.5%	9.1%
% of FP17s Relating to Free Repair or Replacements	0	95	0.0%	0.5%	0.6%	0.8%
% of FP17s Relating to Continuations	0	95	0.0%	0.8%	0.8%	0.9%
% of Patients satisfied with the dentistry they have received	0	0	N/A	92.4%	92.4%	92.5%
% of Patients satisfied with the time they had to wait for an appointment	0	0	N/A	88.4%	86.3%	87.0%

* This is based on patients treated on this contract for their most recent course of treatment. Figures in italics indicate the base number of FP17s or Patient Questionnaire responses are less than 100. N/A is shown where the base number of responses is less than 10 during the period. % is calculated as Quantity/Base number*100

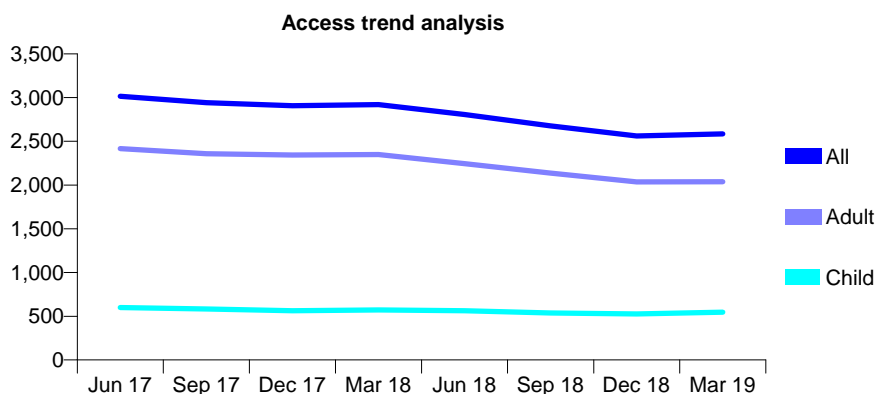
Q68 - Vital Signs At a Glance Contract Report for 673285/0001 - Year end March 2019

Name or company name	Shah & Pouladi Partnership
Contract type name	GDS Contract
Purpose of contract	General
Contract start date	01/04/2006
Contract end date	

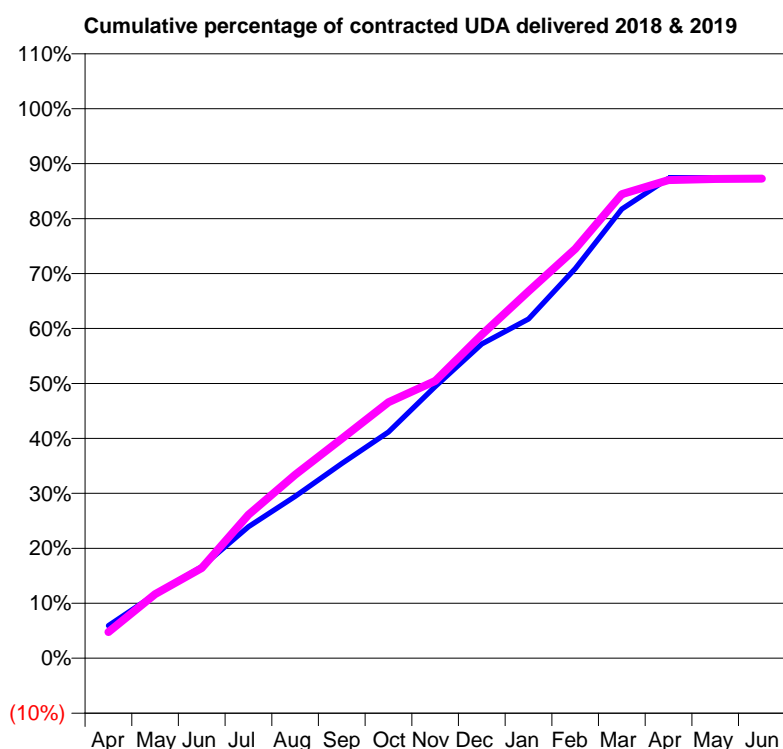
18/19 Contracted general activity (UDA)	10,380
Carry forward general activity (UDA)	0
18/19 Contracted orthodontic activity (UOA)	0
Carry forward orthodontic activity (UOA)	0
Baseline contract value	£267,193.41

ACCESS*

Patients seen in 24 months	Total	Change since previous quarter
Quarter ending March 2018	2,920	
Quarter ending June 2018	2,807	↓
Quarter ending September 2018	2,675	↓
Quarter ending December 2018	2,562	↓
Quarter ending March 2019	2,585	→
Variance since March 2018	(11.5%)	↓



ACTIVITY



Month	2018	2019
April	615	495
May	1,208	1,209
June	1,730	1,703
July	2,482	2,713
August	3,056	3,466
September	3,677	4,146
October	4,274	4,834
November	5,131	5,238
December	5,935	6,109
January	6,406	6,931
February	7,360	7,732
March	8,486	8,765
April	9,065	9,032
May	9,065	9,051
June	9,065	9,058

QUALITY

	Quantity	Base Number	Contract	AT	Region	England
% of FP17s for the same patient ID Re-attending within 3 months - Children	52	793	6.6%	9.6%	11.3%	11.8%
% of FP17s for the same patient ID Re-attending within 3 months - Adults	562	3,100	18.1%	15.2%	15.4%	15.7%
% of FP17s for the same patient ID Re-attending between 3 & 9 months - Children	413	793	52.1%	60.2%	61.3%	58.9%
% of FP17s for the same patient ID Re-attending between 3 & 9 months - Adults	1,704	3,100	55.0%	51.3%	52.1%	50.8%
% of FP17s for Band 1 Urgent Courses	269	3,965	6.8%	9.5%	9.5%	9.1%
% of FP17s Relating to Free Repair or Replacements	45	3,965	1.1%	0.5%	0.6%	0.8%
% of FP17s Relating to Continuations	49	3,965	1.2%	0.8%	0.8%	0.9%
% of Patients satisfied with the dentistry they have received	1	1	N/A	92.4%	92.4%	92.5%
% of Patients satisfied with the time they had to wait for an appointment	1	1	N/A	88.4%	86.3%	87.0%

* This is based on patients treated on this contract for their most recent course of treatment.

Figures in italics indicate the base number of FP17s or Patient Questionnaire responses are less than 100. N/A is shown where the base number of responses is less than 10 during the period. % is calculated as Quantity/Base number*100

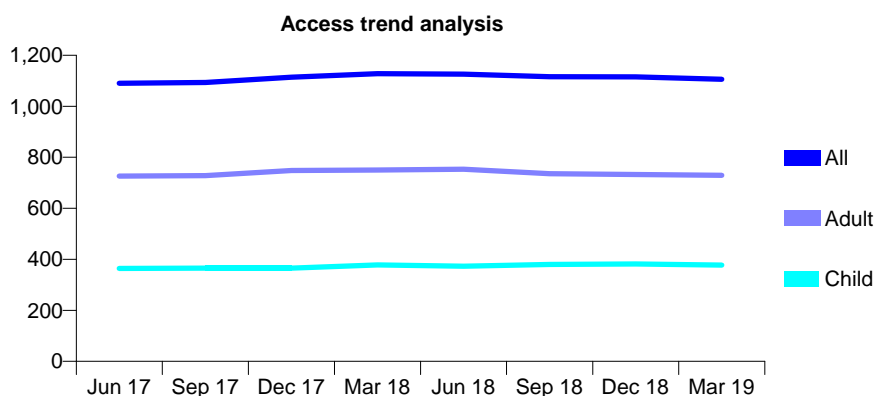
Q68 - Vital Signs At a Glance Contract Report for 673323/0001 - Year end March 2019

Name or company name	MR F RAFATNIA
Contract type name	GDS Contract
Purpose of contract	General
Contract start date	01/03/2014
Contract end date	

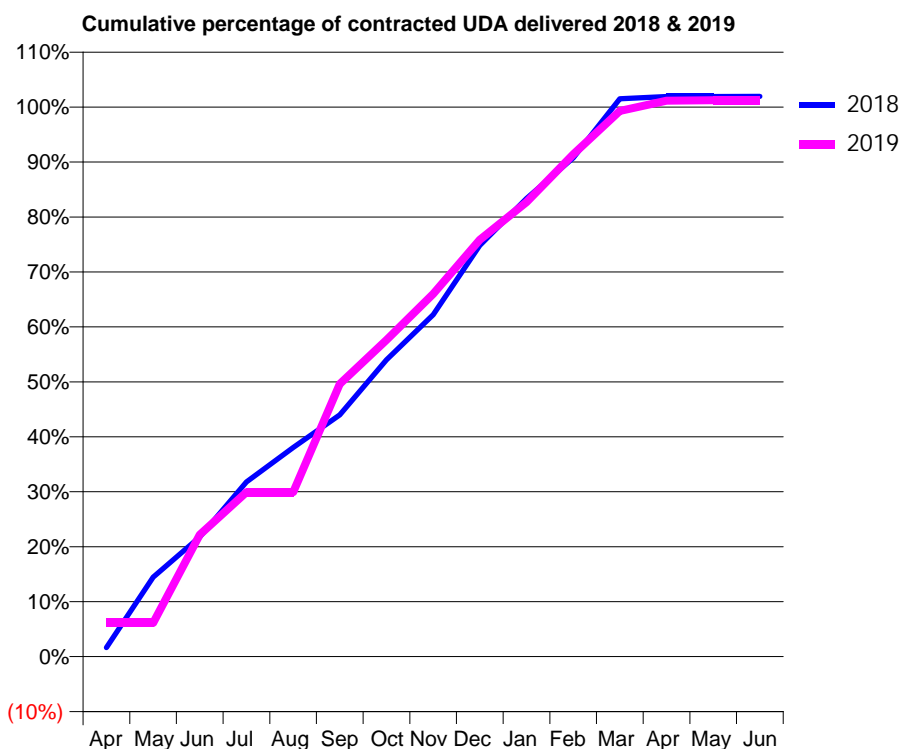
18/19 Contracted general activity (UDA)	3,771
Carry forward general activity (UDA)	0
18/19 Contracted orthodontic activity (UOA)	0
Carry forward orthodontic activity (UOA)	0
Baseline contract value	£84,298.34

ACCESS*

Patients seen in 24 months	Total	Change since previous quarter
Quarter ending March 2018	1,128	
Quarter ending June 2018	1,126	→
Quarter ending September 2018	1,116	→
Quarter ending December 2018	1,115	→
Quarter ending March 2019	1,106	→
Variance since March 2018	(2.0%)	↓



ACTIVITY



Month	Adjusted Scheduled Activity (UDA)	
	2018	2019
April	62	231
May	546	231
June	822	836
July	1,198	1,129
August	1,435	1,129
September	1,659	1,871
October	2,037	2,173
November	2,346	2,489
December	2,821	2,860
January	3,143	3,118
February	3,423	3,447
March	3,828	3,745
April	3,843	3,815
May	3,843	3,818
June	3,844	3,818

QUALITY

	Quantity	Base Number	Contract	AT	Region	England
% of FP17s for the same patient ID Re-attending within 3 months - Children	61	624	9.8%	9.6%	11.3%	11.8%
% of FP17s for the same patient ID Re-attending within 3 months - Adults	154	1,201	12.8%	15.2%	15.4%	15.7%
% of FP17s for the same patient ID Re-attending between 3 & 9 months - Children	434	624	69.6%	60.2%	61.3%	58.9%
% of FP17s for the same patient ID Re-attending between 3 & 9 months - Adults	833	1,201	69.4%	51.3%	52.1%	50.8%
% of FP17s for Band 1 Urgent Courses	70	1,858	3.8%	9.5%	9.5%	9.1%
% of FP17s Relating to Free Repair or Replacements	0	1,858	0.0%	0.5%	0.6%	0.8%
% of FP17s Relating to Continuations	5	1,858	0.3%	0.8%	0.8%	0.9%
% of Patients satisfied with the dentistry they have received	0	0	N/A	92.4%	92.4%	92.5%
% of Patients satisfied with the time they had to wait for an appointment	0	0	N/A	88.4%	86.3%	87.0%

* This is based on patients treated on this contract for their most recent course of treatment. Figures in italics indicate the base number of FP17s or Patient Questionnaire responses are less than 100. N/A is shown where the base number of responses is less than 10 during the period. % is calculated as Quantity/Base number*100

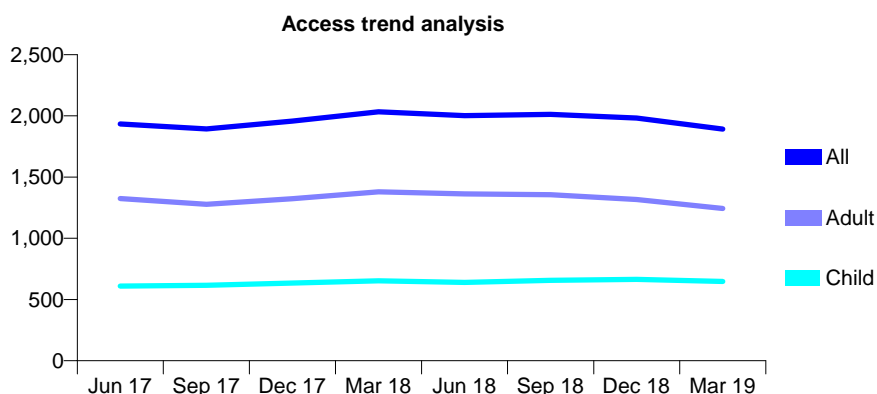
Q68 - Vital Signs At a Glance Contract Report for 673978/0001 - Year end March 2019

Name or company name	MR F SHARIFZAD
Contract type name	GDS Contract
Purpose of contract	General
Contract start date	01/04/2006
Contract end date	

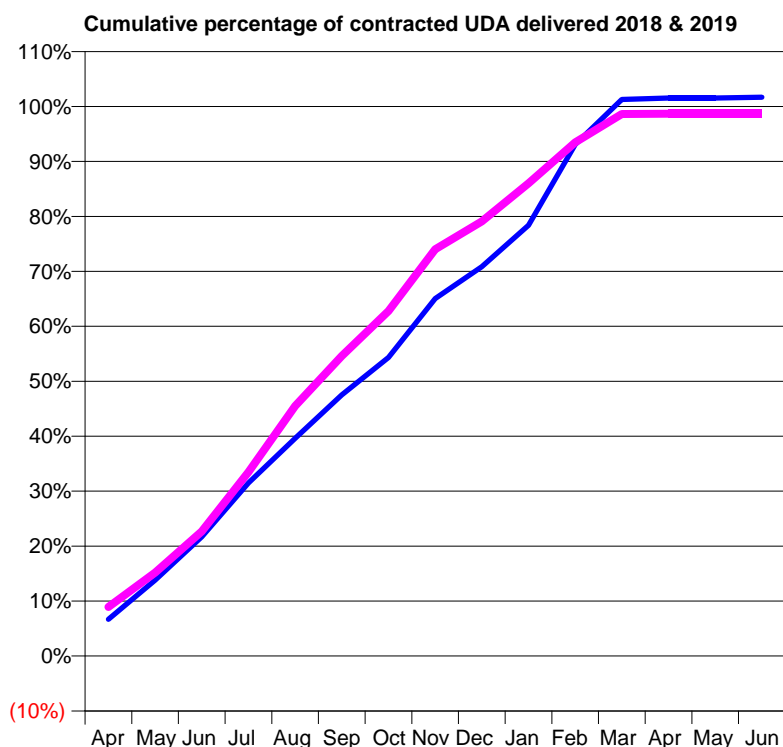
18/19 Contracted general activity (UDA)	5,409
Carry forward general activity (UDA)	0
18/19 Contracted orthodontic activity (UOA)	0
Carry forward orthodontic activity (UOA)	0
Baseline contract value	£137,634.68

ACCESS*

Patients seen in 24 months	Total	Change since previous quarter
Quarter ending March 2018	2,033	
Quarter ending June 2018	2,002	↓
Quarter ending September 2018	2,013	→
Quarter ending December 2018	1,982	↓
Quarter ending March 2019	1,892	↓
Variance since March 2018	(6.9%)	↓



ACTIVITY



Month	Adjusted Scheduled Activity (UDA)	
	2018	2019
April	362	484
May	748	821
June	1,173	1,227
July	1,704	1,811
August	2,143	2,462
September	2,570	2,952
October	2,938	3,395
November	3,519	4,003
December	3,832	4,277
January	4,240	4,652
February	5,036	5,055
March	5,478	5,334
April	5,491	5,338
May	5,491	5,338
June	5,499	5,338

QUALITY

	Quantity	Base Number	Contract	AT	Region	England
% of FP17s for the same patient ID Re-attending within 3 months - Children	98	901	10.9%	9.6%	11.3%	11.8%
% of FP17s for the same patient ID Re-attending within 3 months - Adults	285	1,619	17.6%	15.2%	15.4%	15.7%
% of FP17s for the same patient ID Re-attending between 3 & 9 months - Children	524	901	58.2%	60.2%	61.3%	58.9%
% of FP17s for the same patient ID Re-attending between 3 & 9 months - Adults	868	1,619	53.6%	51.3%	52.1%	50.8%
% of FP17s for Band 1 Urgent Courses	369	2,495	14.8%	9.5%	9.5%	9.1%
% of FP17s Relating to Free Repair or Replacements	7	2,495	0.3%	0.5%	0.6%	0.8%
% of FP17s Relating to Continuations	0	2,495	0.0%	0.8%	0.8%	0.9%
% of Patients satisfied with the dentistry they have received	0	0	N/A	92.4%	92.4%	92.5%
% of Patients satisfied with the time they had to wait for an appointment	0	0	N/A	88.4%	86.3%	87.0%

* This is based on patients treated on this contract for their most recent course of treatment. Figures in italics indicate the base number of FP17s or Patient Questionnaire responses are less than 100. N/A is shown where the base number of responses is less than 10 during the period. % is calculated as Quantity/Base number*100

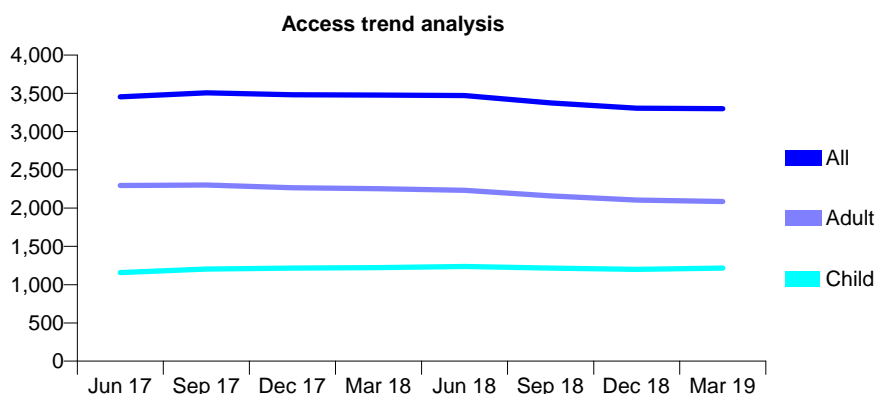
Q68 - Vital Signs At a Glance Contract Report for 674885/0001 - Year end March 2019

Name or company name	MR HR DARAFSHIAN
Contract type name	GDS Contract
Purpose of contract	General
Contract start date	01/04/2006
Contract end date	

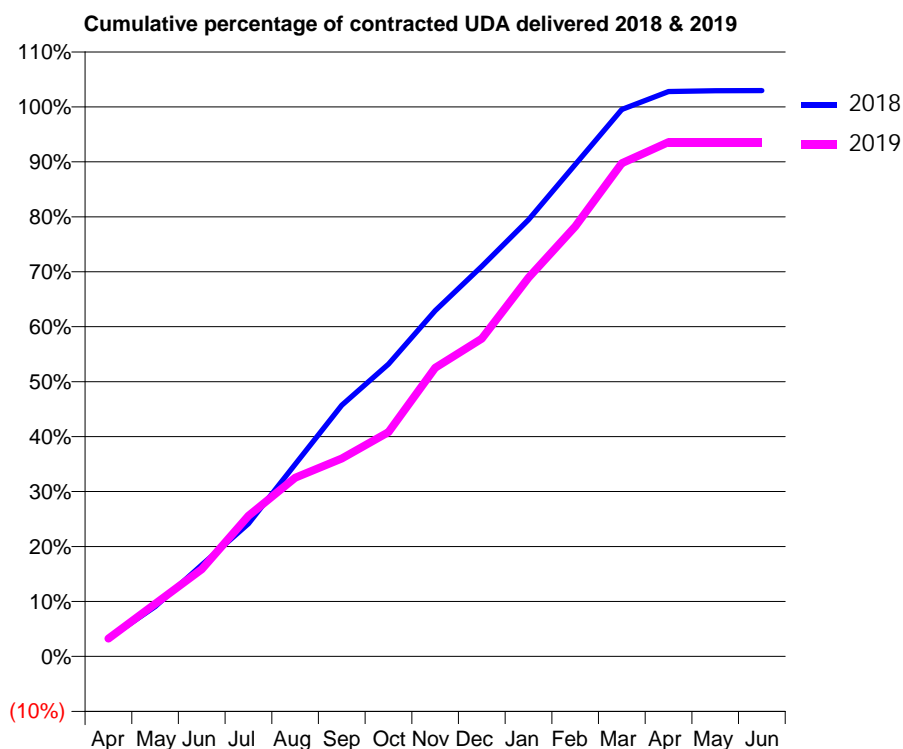
18/19 Contracted general activity (UDA)	11,085
Carry forward general activity (UDA)	0
18/19 Contracted orthodontic activity (UOA)	0
Carry forward orthodontic activity (UOA)	0
Baseline contract value	£309,465.96

ACCESS*

Patients seen in 24 months	Total	Change since previous quarter
Quarter ending March 2018	3,477	
Quarter ending June 2018	3,471	→
Quarter ending September 2018	3,376	↓
Quarter ending December 2018	3,305	↓
Quarter ending March 2019	3,300	→
Variance since March 2018	(5.1%)	↓



ACTIVITY



Month	Adjusted Scheduled Activity (UDA)	
	2018	2019
April	360	363
May	1,004	1,062
June	1,847	1,758
July	2,679	2,836
August	3,876	3,602
September	5,066	3,991
October	5,894	4,526
November	6,973	5,823
December	7,871	6,410
January	8,809	7,640
February	9,922	8,675
March	11,032	9,945
April	11,395	10,374
May	11,410	10,374
June	11,413	10,374

QUALITY

	Quantity	Base Number	Contract	AT	Region	England
% of FP17s for the same patient ID Re-attending within 3 months - Children	127	2,021	6.3%	9.6%	11.3%	11.8%
% of FP17s for the same patient ID Re-attending within 3 months - Adults	527	3,218	16.4%	15.2%	15.4%	15.7%
% of FP17s for the same patient ID Re-attending between 3 & 9 months - Children	1,385	2,021	68.5%	60.2%	61.3%	58.9%
% of FP17s for the same patient ID Re-attending between 3 & 9 months - Adults	1,996	3,218	62.0%	51.3%	52.1%	50.8%
% of FP17s for Band 1 Urgent Courses	684	5,272	13.0%	9.5%	9.5%	9.1%
% of FP17s Relating to Free Repair or Replacements	27	5,272	0.5%	0.5%	0.6%	0.8%
% of FP17s Relating to Continuations	14	5,272	0.3%	0.8%	0.8%	0.9%
% of Patients satisfied with the dentistry they have received	0	0	N/A	92.4%	92.4%	92.5%
% of Patients satisfied with the time they had to wait for an appointment	0	0	N/A	88.4%	86.3%	87.0%

* This is based on patients treated on this contract for their most recent course of treatment. Figures in italics indicate the base number of FP17s or Patient Questionnaire responses are less than 100. N/A is shown where the base number of responses is less than 10 during the period. % is calculated as Quantity/Base number*100

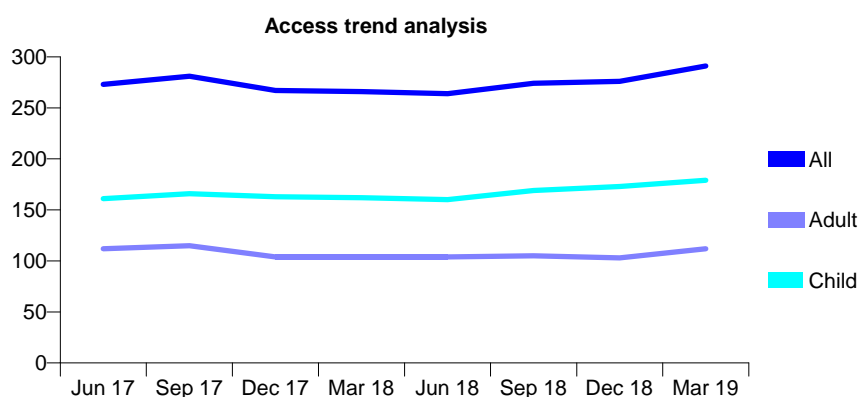
Q68 - Vital Signs At a Glance Contract Report for 674885/0002 - Year end March 2019

Name or company name	MR HR DARAFSHIAN
Contract type name	GDS Contract
Purpose of contract	General
Contract start date	01/04/2010
Contract end date	

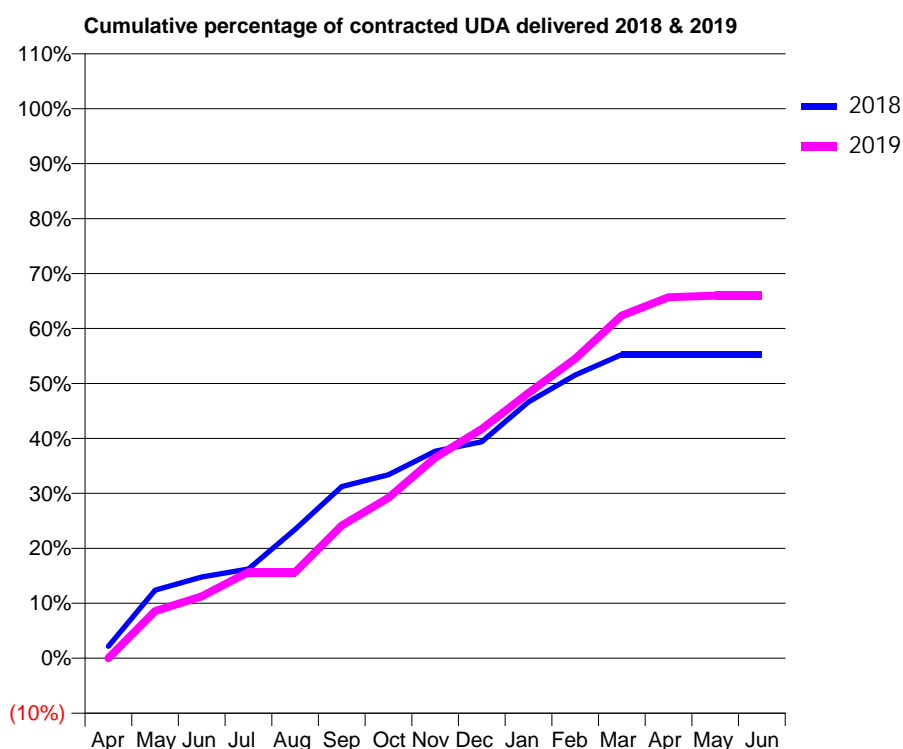
18/19 Contracted general activity (UDA)	1,000
Carry forward general activity (UDA)	0
18/19 Contracted orthodontic activity (UOA)	0
Carry forward orthodontic activity (UOA)	0
Baseline contract value	£27,917.54

ACCESS*

Patients seen in 24 months	Total	Change since previous quarter
Quarter ending March 2018	266	
Quarter ending June 2018	264	→
Quarter ending September 2018	274	↑
Quarter ending December 2018	276	→
Quarter ending March 2019	291	↑
Variance since March 2018	9.4%	↑



ACTIVITY



Month	2018	2019
April	22	0
May	124	86
June	148	113
July	162	157
August	235	157
September	312	242
October	334	292
November	377	365
December	394	417
January	466	483
February	515	545
March	553	624
April	553	657
May	553	660
June	553	660

QUALITY

	Quantity	Base Number	Contract	AT	Region	England
% of FP17s for the same patient ID Re-attending within 3 months - Children	8	236	3.4%	9.6%	11.3%	11.8%
% of FP17s for the same patient ID Re-attending within 3 months - Adults	8	103	7.8%	15.2%	15.4%	15.7%
% of FP17s for the same patient ID Re-attending between 3 & 9 months - Children	104	236	44.1%	60.2%	61.3%	58.9%
% of FP17s for the same patient ID Re-attending between 3 & 9 months - Adults	32	103	31.1%	51.3%	52.1%	50.8%
% of FP17s for Band 1 Urgent Courses	31	356	8.7%	9.5%	9.5%	9.1%
% of FP17s Relating to Free Repair or Replacements	0	356	0.0%	0.5%	0.6%	0.8%
% of FP17s Relating to Continuations	0	356	0.0%	0.8%	0.8%	0.9%
% of Patients satisfied with the dentistry they have received	0	0	N/A	92.4%	92.4%	92.5%
% of Patients satisfied with the time they had to wait for an appointment	0	0	N/A	88.4%	86.3%	87.0%

* This is based on patients treated on this contract for their most recent course of treatment.

Figures in italics indicate the base number of FP17s or Patient Questionnaire responses are less than 100. N/A is shown where the base number of responses is less than 10 during the period. % is calculated as Quantity/Base number*100

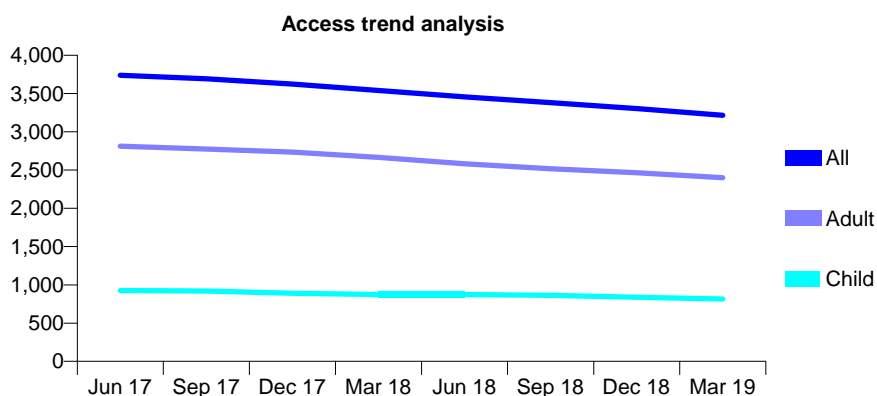
Q68 - Vital Signs At a Glance Contract Report for 677302/0001 - Year end March 2019

Name or company name	MR M POURANI
Contract type name	GDS Contract
Purpose of contract	General
Contract start date	01/04/2006
Contract end date	

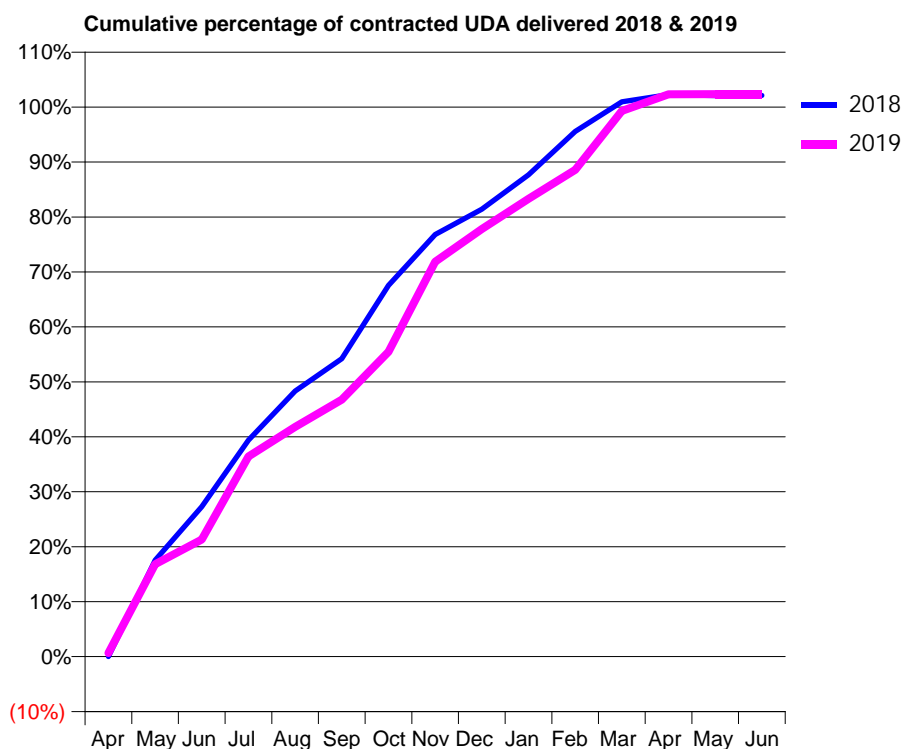
18/19 Contracted general activity (UDA)	14,100
Carry forward general activity (UDA)	0
18/19 Contracted orthodontic activity (UOA)	0
Carry forward orthodontic activity (UOA)	0
Baseline contract value	£465,018.45

ACCESS*

Patients seen in 24 months	Total	Change since previous quarter
Quarter ending March 2018	3,540	
Quarter ending June 2018	3,455	↓
Quarter ending September 2018	3,381	↓
Quarter ending December 2018	3,303	↓
Quarter ending March 2019	3,215	↓
Variance since March 2018	(9.2%)	↓



ACTIVITY



Month	Adjusted Scheduled Activity (UDA)	
	2018	2019
April	0	95
May	2,474	2,375
June	3,847	3,007
July	5,553	5,134
August	6,815	5,894
September	7,641	6,592
October	9,526	7,819
November	10,833	10,134
December	11,476	10,966
January	12,360	11,746
February	13,477	12,486
March	14,234	13,999
April	14,420	14,429
May	14,395	14,431
June	14,401	14,431

QUALITY

	Quantity	Base Number	Contract	AT	Region	England
% of FP17s for the same patient ID Re-attending within 3 months - Children	70	1,117	6.3%	9.6%	11.3%	11.8%
% of FP17s for the same patient ID Re-attending within 3 months - Adults	374	3,321	11.3%	15.2%	15.4%	15.7%
% of FP17s for the same patient ID Re-attending between 3 & 9 months - Children	632	1,117	56.6%	60.2%	61.3%	58.9%
% of FP17s for the same patient ID Re-attending between 3 & 9 months - Adults	2,114	3,321	63.7%	51.3%	52.1%	50.8%
% of FP17s for Band 1 Urgent Courses	54	4,561	1.2%	9.5%	9.5%	9.1%
% of FP17s Relating to Free Repair or Replacements	43	4,561	0.9%	0.5%	0.6%	0.8%
% of FP17s Relating to Continuations	15	4,561	0.3%	0.8%	0.8%	0.9%
% of Patients satisfied with the dentistry they have received	0	1	N/A	92.4%	92.4%	92.5%
% of Patients satisfied with the time they had to wait for an appointment	1	1	N/A	88.4%	86.3%	87.0%

* This is based on patients treated on this contract for their most recent course of treatment. Figures in italics indicate the base number of FP17s or Patient Questionnaire responses are less than 100. N/A is shown where the base number of responses is less than 10 during the period. % is calculated as Quantity/Base number*100

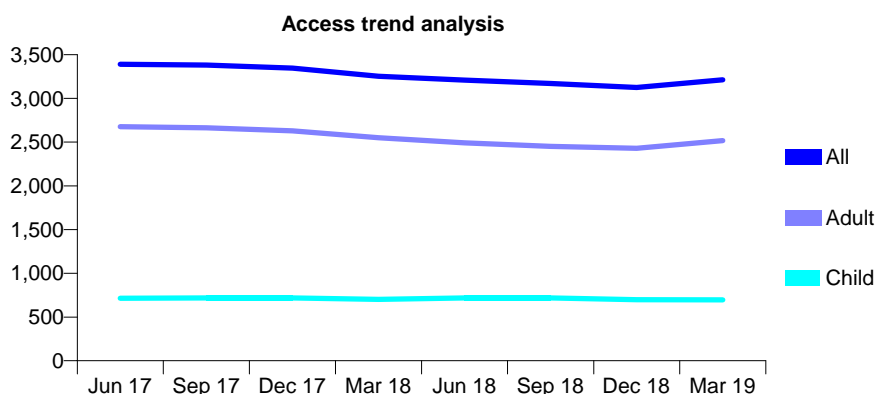
Q68 - Vital Signs At a Glance Contract Report for 680885/0002 - Year end March 2019

Name or company name	MR A JAFARI
Contract type name	GDS Contract
Purpose of contract	General
Contract start date	01/07/2010
Contract end date	

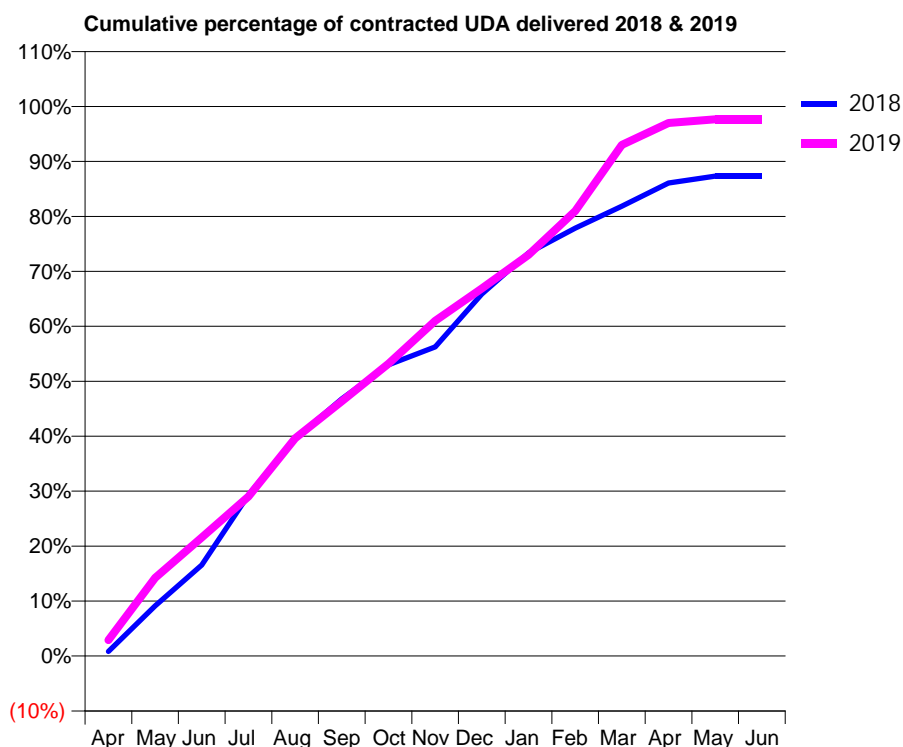
18/19 Contracted general activity (UDA)	9,714
Carry forward general activity (UDA)	0
18/19 Contracted orthodontic activity (UOA)	0
Carry forward orthodontic activity (UOA)	0
Baseline contract value	£265,391.24

ACCESS*

Patients seen in 24 months	Total	Change since previous quarter
Quarter ending March 2018	3,252	
Quarter ending June 2018	3,209	↓
Quarter ending September 2018	3,170	↓
Quarter ending December 2018	3,126	↓
Quarter ending March 2019	3,213	↑
Variance since March 2018	(1.2%)	↓



ACTIVITY



Month	Adjusted Scheduled Activity (UDA)	
	2018	2019
April	81	283
May	887	1,381
June	1,609	2,094
July	2,849	2,818
August	3,846	3,849
September	4,545	4,500
October	5,148	5,168
November	5,465	5,924
December	6,400	6,495
January	7,124	7,090
February	7,563	7,865
March	7,951	9,035
April	8,360	9,422
May	8,484	9,488
June	8,484	9,488

QUALITY

	Quantity	Base Number	Contract	AT	Region	England
% of FP17s for the same patient ID Re-attending within 3 months - Children	80	955	8.4%	9.6%	11.3%	11.8%
% of FP17s for the same patient ID Re-attending within 3 months - Adults	514	3,079	16.7%	15.2%	15.4%	15.7%
% of FP17s for the same patient ID Re-attending between 3 & 9 months - Children	448	955	46.9%	60.2%	61.3%	58.9%
% of FP17s for the same patient ID Re-attending between 3 & 9 months - Adults	1,053	3,079	34.2%	51.3%	52.1%	50.8%
% of FP17s for Band 1 Urgent Courses	632	3,969	15.9%	9.5%	9.5%	9.1%
% of FP17s Relating to Free Repair or Replacements	2	3,969	0.1%	0.5%	0.6%	0.8%
% of FP17s Relating to Continuations	46	3,969	1.2%	0.8%	0.8%	0.9%
% of Patients satisfied with the dentistry they have received	1	1	N/A	92.4%	92.4%	92.5%
% of Patients satisfied with the time they had to wait for an appointment	1	1	N/A	88.4%	86.3%	87.0%

* This is based on patients treated on this contract for their most recent course of treatment. Figures in italics indicate the base number of FP17s or Patient Questionnaire responses are less than 100. N/A is shown where the base number of responses is less than 10 during the period. % is calculated as Quantity/Base number*100

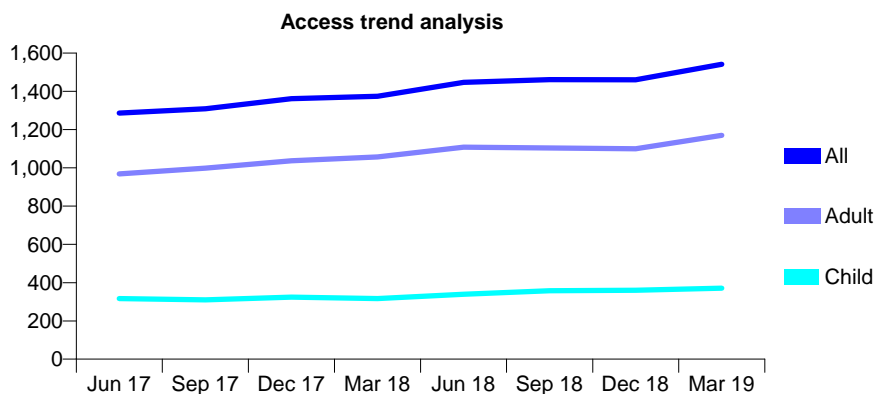
Q68 - Vital Signs At a Glance Contract Report for 680885/0003 - Year end March 2019

Name or company name	MR A JAFARI
Contract type name	GDS Contract
Purpose of contract	General
Contract start date	01/02/2013
Contract end date	

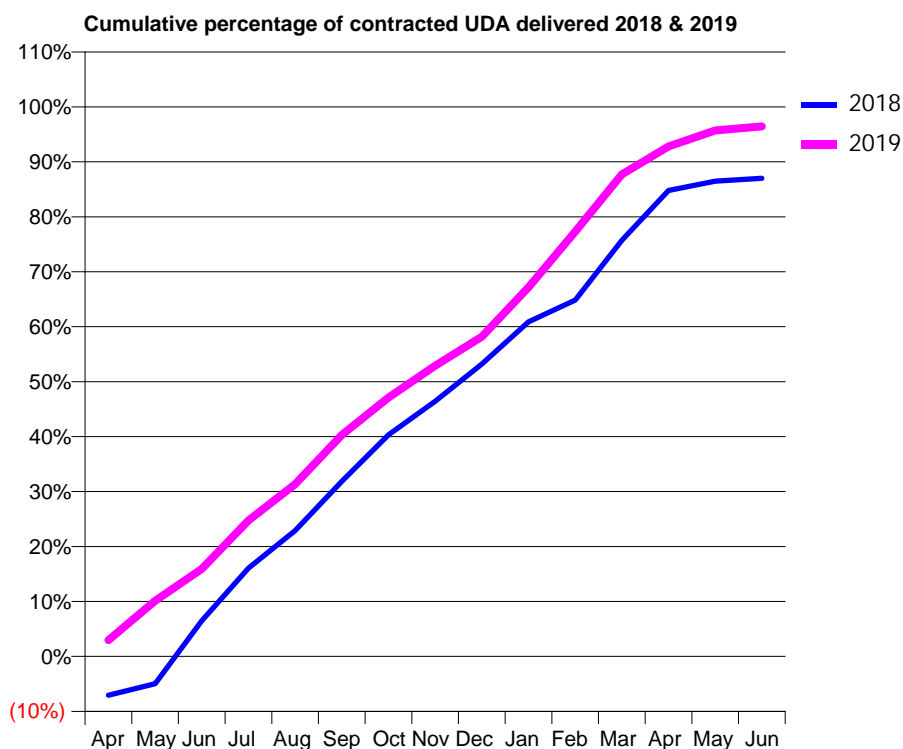
18/19 Contracted general activity (UDA)	5,000
Carry forward general activity (UDA)	0
18/19 Contracted orthodontic activity (UOA)	0
Carry forward orthodontic activity (UOA)	0
Baseline contract value	£133,124.88

ACCESS*

Patients seen in 24 months	Total	Change since previous quarter
Quarter ending March 2018	1,374	
Quarter ending June 2018	1,447	↑
Quarter ending September 2018	1,461	→
Quarter ending December 2018	1,460	→
Quarter ending March 2019	1,541	↑
Variance since March 2018	12.2%	↑



ACTIVITY



Month	2018	2019
April	-354	148
May	-249	506
June	324	795
July	803	1,237
August	1,145	1,567
September	1,593	2,014
October	2,015	2,356
November	2,321	2,645
December	2,659	2,909
January	3,044	3,358
February	3,241	3,865
March	3,785	4,384
April	4,240	4,640
May	4,324	4,785
June	4,351	4,821

QUALITY

	Quantity	Base Number	Contract	AT	Region	England
% of FP17s for the same patient ID Re-attending within 3 months - Children	36	483	7.5%	9.6%	11.3%	11.8%
% of FP17s for the same patient ID Re-attending within 3 months - Adults	228	1,431	15.9%	15.2%	15.4%	15.7%
% of FP17s for the same patient ID Re-attending between 3 & 9 months - Children	200	483	41.4%	60.2%	61.3%	58.9%
% of FP17s for the same patient ID Re-attending between 3 & 9 months - Adults	464	1,431	32.4%	51.3%	52.1%	50.8%
% of FP17s for Band 1 Urgent Courses	406	1,881	21.6%	9.5%	9.5%	9.1%
% of FP17s Relating to Free Repair or Replacements	2	1,881	0.1%	0.5%	0.6%	0.8%
% of FP17s Relating to Continuations	14	1,881	0.7%	0.8%	0.8%	0.9%
% of Patients satisfied with the dentistry they have received	0	0	N/A	92.4%	92.4%	92.5%
% of Patients satisfied with the time they had to wait for an appointment	0	0	N/A	88.4%	86.3%	87.0%

* This is based on patients treated on this contract for their most recent course of treatment. Figures in italics indicate the base number of FP17s or Patient Questionnaire responses are less than 100. N/A is shown where the base number of responses is less than 10 during the period. % is calculated as Quantity/Base number*100

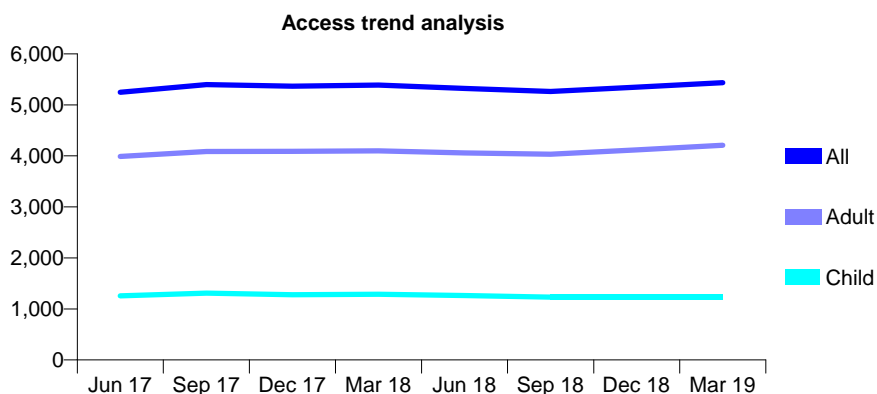
Q68 - Vital Signs At a Glance Contract Report for 680923/0001 - Year end March 2019

Name or company name	MR K AMIRAZODY
Contract type name	GDS Contract
Purpose of contract	General
Contract start date	01/04/2006
Contract end date	

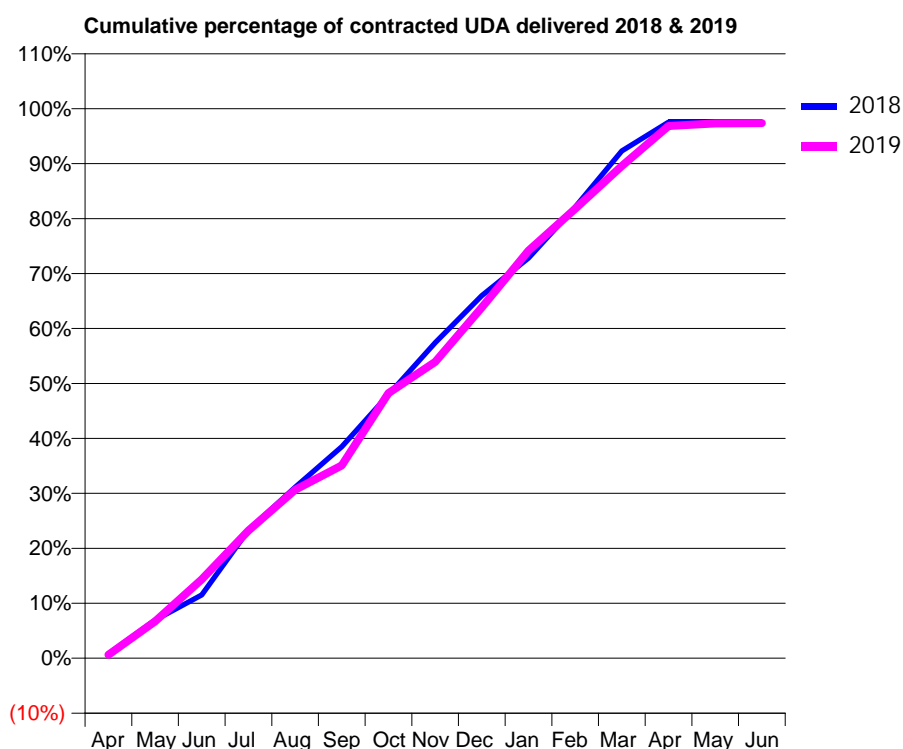
18/19 Contracted general activity (UDA)	15,830
Carry forward general activity (UDA)	389
18/19 Contracted orthodontic activity (UOA)	0
Carry forward orthodontic activity (UOA)	0
Baseline contract value	£454,107.18

ACCESS*

Patients seen in 24 months	Total	Change since previous quarter
Quarter ending March 2018	5,386	
Quarter ending June 2018	5,322	↓
Quarter ending September 2018	5,262	↓
Quarter ending December 2018	5,348	→
Quarter ending March 2019	5,436	→
Variance since March 2018	0.9%	→



ACTIVITY



Month	2018	2019
April	119	103
May	1,102	1,064
June	1,822	2,271
July	3,689	3,677
August	4,926	4,853
September	6,092	5,551
October	7,589	7,639
November	9,085	8,538
December	10,443	10,100
January	11,525	11,739
February	12,999	12,947
March	14,612	14,178
April	15,440	15,330
May	15,440	15,401
June	15,440	15,413

QUALITY

	Quantity	Base Number	Contract	AT	Region	England
% of FP17s for the same patient ID Re-attending within 3 months - Children	48	1,398	3.4%	9.6%	11.3%	11.8%
% of FP17s for the same patient ID Re-attending within 3 months - Adults	404	4,792	8.4%	15.2%	15.4%	15.7%
% of FP17s for the same patient ID Re-attending between 3 & 9 months - Children	672	1,398	48.1%	60.2%	61.3%	58.9%
% of FP17s for the same patient ID Re-attending between 3 & 9 months - Adults	2,465	4,792	51.4%	51.3%	52.1%	50.8%
% of FP17s for Band 1 Urgent Courses	57	6,280	0.9%	9.5%	9.5%	9.1%
% of FP17s Relating to Free Repair or Replacements	41	6,280	0.7%	0.5%	0.6%	0.8%
% of FP17s Relating to Continuations	17	6,280	0.3%	0.8%	0.8%	0.9%
% of Patients satisfied with the dentistry they have received	0	0	N/A	92.4%	92.4%	92.5%
% of Patients satisfied with the time they had to wait for an appointment	0	0	N/A	88.4%	86.3%	87.0%

* This is based on patients treated on this contract for their most recent course of treatment.

Figures in italics indicate the base number of FP17s or Patient Questionnaire responses are less than 100. N/A is shown where the base number of responses is less than 10 during the period. % is calculated as Quantity/Base number*100

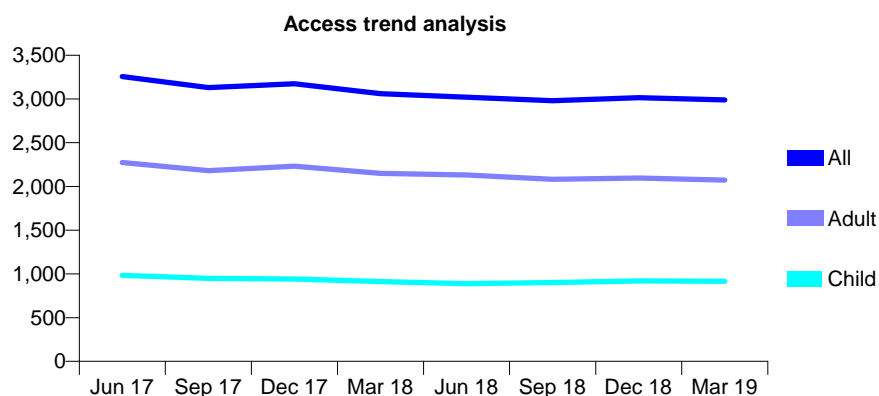
Q68 - Vital Signs At a Glance Contract Report for 681881/0001 - Year end March 2019

Name or company name	MR S YOURDSHAHYAN
Contract type name	GDS Contract
Purpose of contract	General
Contract start date	01/04/2006
Contract end date	

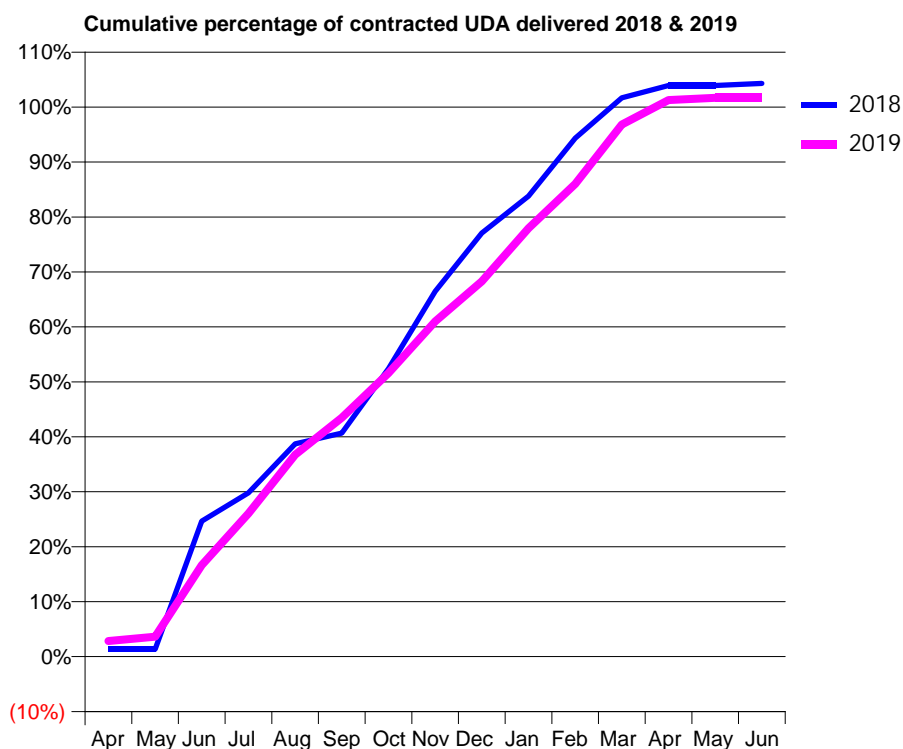
18/19 Contracted general activity (UDA)	8,170
Carry forward general activity (UDA)	0
18/19 Contracted orthodontic activity (UOA)	0
Carry forward orthodontic activity (UOA)	0
Baseline contract value	£257,002.12

ACCESS*

Patients seen in 24 months	Total	Change since previous quarter
Quarter ending March 2018	3,062	
Quarter ending June 2018	3,020	↓
Quarter ending September 2018	2,981	↓
Quarter ending December 2018	3,016	→
Quarter ending March 2019	2,990	→
Variance since March 2018	(2.4%)	↓



ACTIVITY



Month	Adjusted Scheduled Activity (UDA)	
	2018	2019
April	113	233
May	113	296
June	2,013	1,359
July	2,436	2,128
August	3,163	3,000
September	3,325	3,552
October	4,281	4,214
November	5,432	4,983
December	6,297	5,578
January	6,847	6,367
February	7,707	7,027
March	8,308	7,910
April	8,491	8,274
May	8,491	8,308
June	8,522	8,308

QUALITY

	Quantity	Base Number	Contract	AT	Region	England
% of FP17s for the same patient ID Re-attending within 3 months - Children	41	1,184	3.5%	9.6%	11.3%	11.8%
% of FP17s for the same patient ID Re-attending within 3 months - Adults	170	2,103	8.1%	15.2%	15.4%	15.7%
% of FP17s for the same patient ID Re-attending between 3 & 9 months - Children	653	1,184	55.2%	60.2%	61.3%	58.9%
% of FP17s for the same patient ID Re-attending between 3 & 9 months - Adults	854	2,103	40.6%	51.3%	52.1%	50.8%
% of FP17s for Band 1 Urgent Courses	139	3,336	4.2%	9.5%	9.5%	9.1%
% of FP17s Relating to Free Repair or Replacements	6	3,336	0.2%	0.5%	0.6%	0.8%
% of FP17s Relating to Continuations	0	3,336	0.0%	0.8%	0.8%	0.9%
% of Patients satisfied with the dentistry they have received	1	2	N/A	92.4%	92.4%	92.5%
% of Patients satisfied with the time they had to wait for an appointment	1	2	N/A	88.4%	86.3%	87.0%

* This is based on patients treated on this contract for their most recent course of treatment. Figures in italics indicate the base number of FP17s or Patient Questionnaire responses are less than 100. N/A is shown where the base number of responses is less than 10 during the period. % is calculated as Quantity/Base number*100

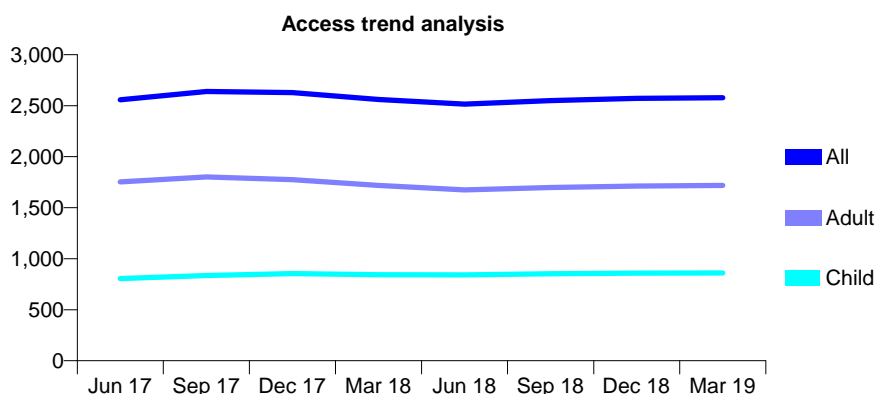
Q68 - Vital Signs At a Glance Contract Report for 683736/0001 - Year end March 2019

Name or company name	MRS A RAHIM
Contract type name	GDS Contract
Purpose of contract	General
Contract start date	01/03/2008
Contract end date	

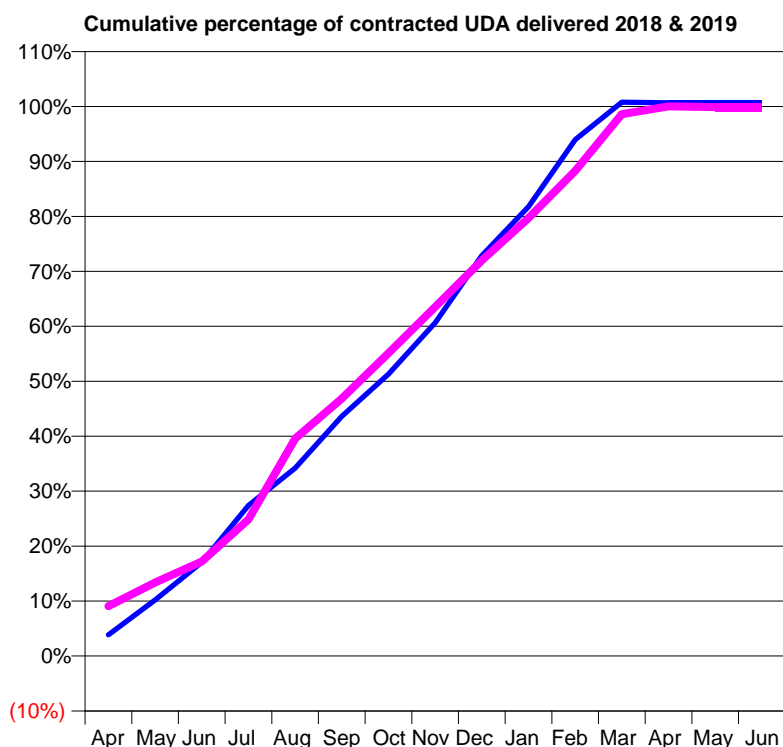
18/19 Contracted general activity (UDA)	6,800
Carry forward general activity (UDA)	0
18/19 Contracted orthodontic activity (UOA)	0
Carry forward orthodontic activity (UOA)	0
Baseline contract value	£168,749.39

ACCESS*

Patients seen in 24 months	Total	Change since previous quarter
Quarter ending March 2018	2,561	
Quarter ending June 2018	2,516	↓
Quarter ending September 2018	2,550	→
Quarter ending December 2018	2,572	→
Quarter ending March 2019	2,579	→
Variance since March 2018	0.7%	→



ACTIVITY



Month	Adjusted Scheduled Activity (UDA)	
	2018	2019
April	264	616
May	694	910
June	1,159	1,170
July	1,862	1,690
August	2,325	2,690
September	2,967	3,186
October	3,488	3,748
November	4,124	4,319
December	4,954	4,894
January	5,560	5,419
February	6,388	6,004
March	6,852	6,703
April	6,846	6,801
May	6,846	6,791
June	6,846	6,791

QUALITY

	Quantity	Base Number	Contract	AT	Region	England
% of FP17s for the same patient ID Re-attending within 3 months - Children	77	1,307	5.9%	9.6%	11.3%	11.8%
% of FP17s for the same patient ID Re-attending within 3 months - Adults	391	2,508	15.6%	15.2%	15.4%	15.7%
% of FP17s for the same patient ID Re-attending between 3 & 9 months - Children	887	1,307	67.9%	60.2%	61.3%	58.9%
% of FP17s for the same patient ID Re-attending between 3 & 9 months - Adults	1,460	2,508	58.2%	51.3%	52.1%	50.8%
% of FP17s for Band 1 Urgent Courses	352	3,872	9.1%	9.5%	9.5%	9.1%
% of FP17s Relating to Free Repair or Replacements	21	3,872	0.5%	0.5%	0.6%	0.8%
% of FP17s Relating to Continuations	6	3,872	0.2%	0.8%	0.8%	0.9%
% of Patients satisfied with the dentistry they have received	1	1	N/A	92.4%	92.4%	92.5%
% of Patients satisfied with the time they had to wait for an appointment	1	1	N/A	88.4%	86.3%	87.0%

* This is based on patients treated on this contract for their most recent course of treatment. Figures in italics indicate the base number of FP17s or Patient Questionnaire responses are less than 100. N/A is shown where the base number of responses is less than 10 during the period. % is calculated as Quantity/Base number*100

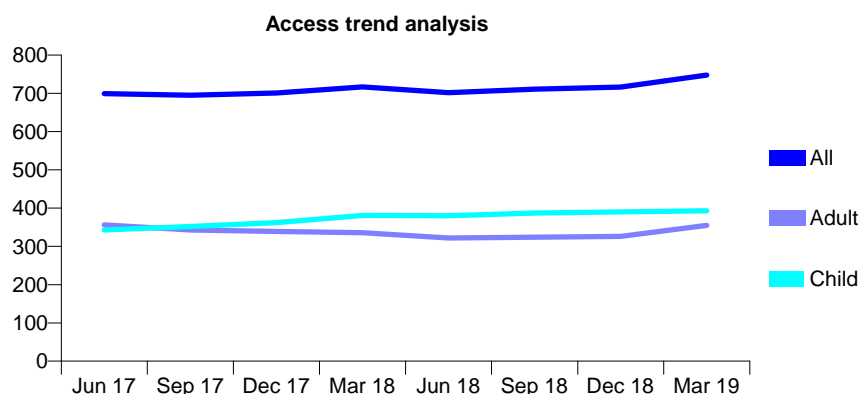
Q68 - Vital Signs At a Glance Contract Report for 684112/0001 - Year end March 2019

Name or company name	MR TS SOOSAIPILLAI
Contract type name	GDS Contract
Purpose of contract	General
Contract start date	01/04/2006
Contract end date	

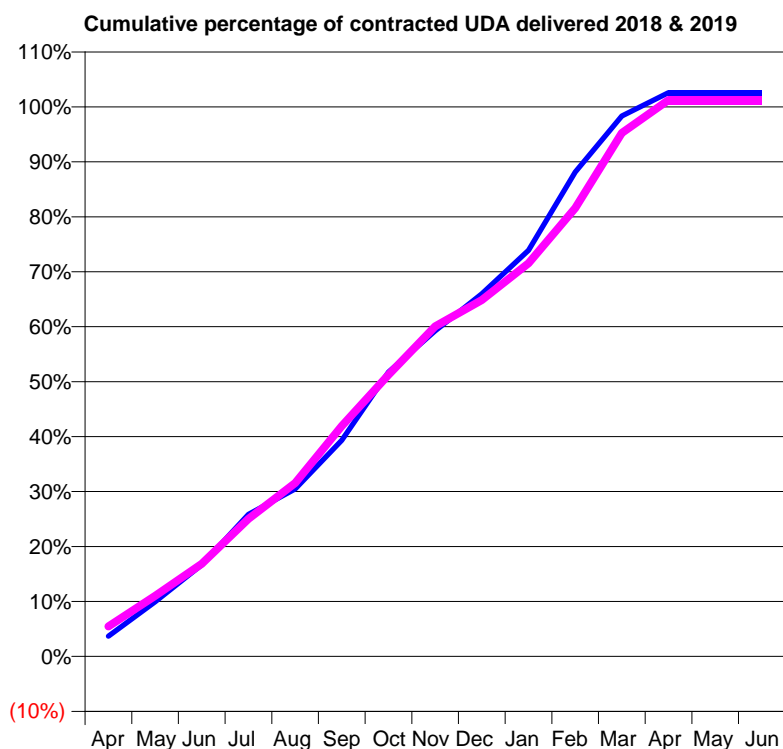
18/19 Contracted general activity (UDA)	1,978
Carry forward general activity (UDA)	0
18/19 Contracted orthodontic activity (UOA)	0
Carry forward orthodontic activity (UOA)	0
Baseline contract value	£47,370.11

ACCESS*

Patients seen in 24 months	Total	Change since previous quarter
Quarter ending March 2018	717	
Quarter ending June 2018	702	↓
Quarter ending September 2018	711	→
Quarter ending December 2018	716	→
Quarter ending March 2019	748	↑
Variance since March 2018	4.3%	↑



ACTIVITY



Month	2018	2019
April	73	108
May	197	218
June	330	333
July	511	495
August	603	624
September	778	829
October	1,024	1,013
November	1,172	1,188
December	1,305	1,282
January	1,462	1,415
February	1,743	1,614
March	1,945	1,884
April	2,029	2,003
May	2,029	2,003
June	2,029	2,003

QUALITY

	Quantity	Base Number	Contract	AT	Region	England
% of FP17s for the same patient ID Re-attending within 3 months - Children	100	787	12.7%	9.6%	11.3%	11.8%
% of FP17s for the same patient ID Re-attending within 3 months - Adults	29	483	6.0%	15.2%	15.4%	15.7%
% of FP17s for the same patient ID Re-attending between 3 & 9 months - Children	546	787	69.4%	60.2%	61.3%	58.9%
% of FP17s for the same patient ID Re-attending between 3 & 9 months - Adults	324	483	67.1%	51.3%	52.1%	50.8%
% of FP17s for Band 1 Urgent Courses	3	1,273	0.2%	9.5%	9.5%	9.1%
% of FP17s Relating to Free Repair or Replacements	4	1,273	0.3%	0.5%	0.6%	0.8%
% of FP17s Relating to Continuations	1	1,273	0.1%	0.8%	0.8%	0.9%
% of Patients satisfied with the dentistry they have received	0	0	N/A	92.4%	92.4%	92.5%
% of Patients satisfied with the time they had to wait for an appointment	0	0	N/A	88.4%	86.3%	87.0%

* This is based on patients treated on this contract for their most recent course of treatment. Figures in italics indicate the base number of FP17s or Patient Questionnaire responses are less than 100. N/A is shown where the base number of responses is less than 10 during the period. % is calculated as Quantity/Base number*100

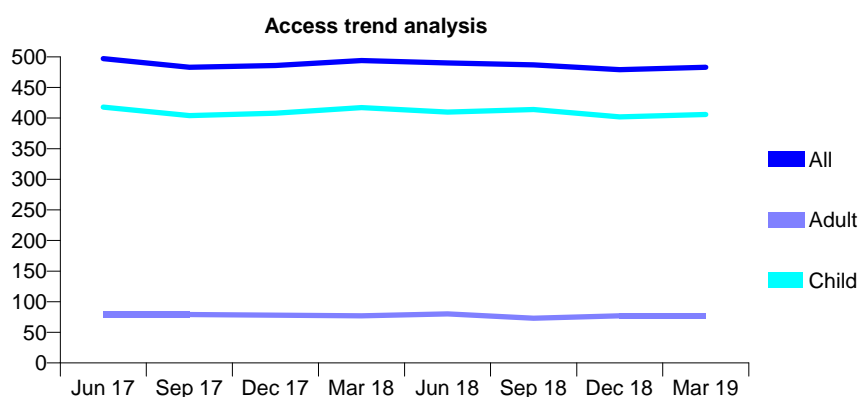
Q68 - Vital Signs At a Glance Contract Report for 688746/0001 - Year end March 2019

Name or company name	MR G KHEDUN
Contract type name	GDS Contract
Purpose of contract	General
Contract start date	18/09/2008
Contract end date	

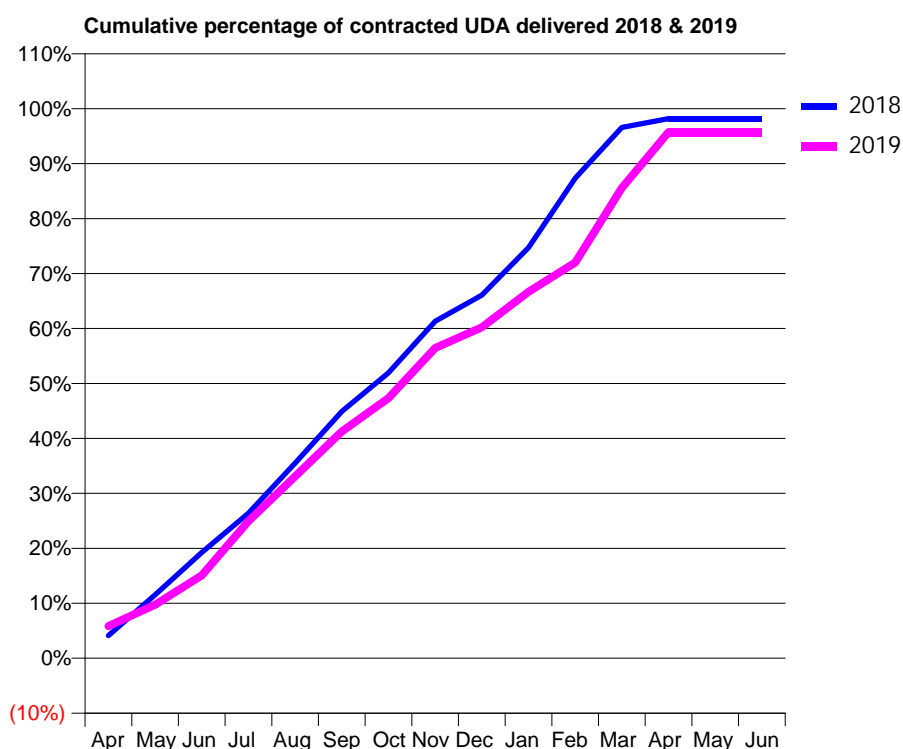
18/19 Contracted general activity (UDA)	822
Carry forward general activity (UDA)	15
18/19 Contracted orthodontic activity (UOA)	0
Carry forward orthodontic activity (UOA)	0
Baseline contract value	£19,487.79

ACCESS*

Patients seen in 24 months	Total	Change since previous quarter
Quarter ending March 2018	494	
Quarter ending June 2018	490	→
Quarter ending September 2018	487	→
Quarter ending December 2018	479	↓
Quarter ending March 2019	483	→
Variance since March 2018	(2.2%)	↓



ACTIVITY



Adjusted Scheduled Activity (UDA)		
Month	2018	2019
April	34	48
May	95	80
June	158	124
July	217	205
August	292	272
September	369	339
October	427	389
November	504	464
December	543	495
January	614	548
February	718	592
March	794	703
April	807	787
May	807	787
June	807	787

QUALITY

	Quantity	Base Number	Contract	AT	Region	England
% of FP17s for the same patient ID Re-attending within 3 months - Children	11	555	2.0%	9.6%	11.3%	11.8%
% of FP17s for the same patient ID Re-attending within 3 months - Adults	0	35	0.0%	15.2%	15.4%	15.7%
% of FP17s for the same patient ID Re-attending between 3 & 9 months - Children	370	555	66.7%	60.2%	61.3%	58.9%
% of FP17s for the same patient ID Re-attending between 3 & 9 months - Adults	20	35	57.1%	51.3%	52.1%	50.8%
% of FP17s for Band 1 Urgent Courses	5	644	0.8%	9.5%	9.5%	9.1%
% of FP17s Relating to Free Repair or Replacements	0	644	0.0%	0.5%	0.6%	0.8%
% of FP17s Relating to Continuations	0	644	0.0%	0.8%	0.8%	0.9%
% of Patients satisfied with the dentistry they have received	0	0	N/A	92.4%	92.4%	92.5%
% of Patients satisfied with the time they had to wait for an appointment	0	0	N/A	88.4%	86.3%	87.0%

* This is based on patients treated on this contract for their most recent course of treatment.

Figures in italics indicate the base number of FP17s or Patient Questionnaire responses are less than 100. N/A is shown where the base number of responses is less than 10 during the period. % is calculated as Quantity/Base number*100

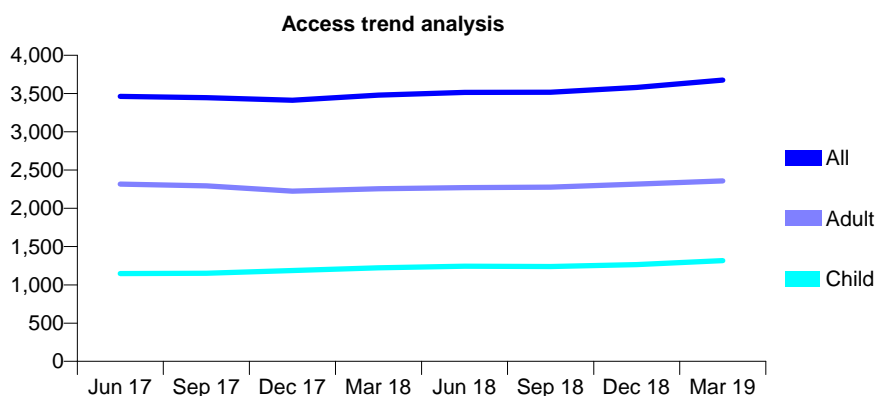
Q68 - Vital Signs At a Glance Contract Report for 689416/0002 - Year end March 2019

Name or company name	MR MB PATEL
Contract type name	GDS Contract
Purpose of contract	General
Contract start date	19/09/2008
Contract end date	

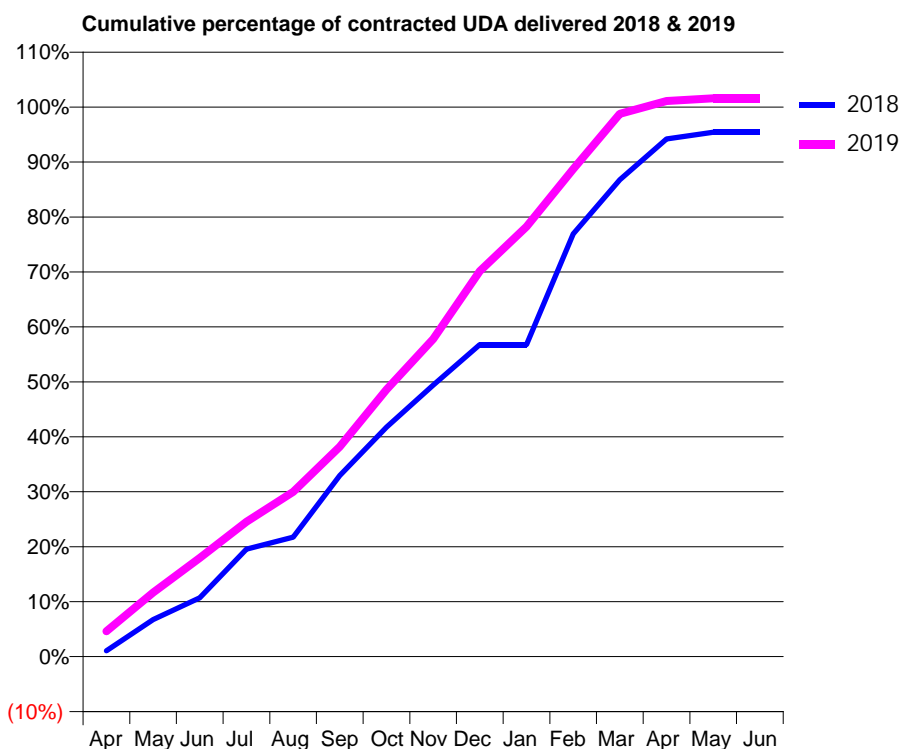
18/19 Contracted general activity (UDA)	9,500
Carry forward general activity (UDA)	0
18/19 Contracted orthodontic activity (UOA)	0
Carry forward orthodontic activity (UOA)	0
Baseline contract value	£249,250.57

ACCESS*

Patients seen in 24 months	Total	Change since previous quarter
Quarter ending March 2018	3,480	
Quarter ending June 2018	3,514	→
Quarter ending September 2018	3,517	→
Quarter ending December 2018	3,579	→
Quarter ending March 2019	3,675	↑
Variance since March 2018	5.6%	↑



ACTIVITY



Month	Adjusted Scheduled Activity (UDA)	
	2018	2019
April	114	439
May	709	1,109
June	1,125	1,708
July	2,053	2,332
August	2,283	2,848
September	3,461	3,628
October	4,383	4,617
November	5,187	5,491
December	5,962	6,663
January	5,962	7,432
February	8,077	8,429
March	9,109	9,385
April	9,891	9,604
May	10,021	9,651
June	10,021	9,651

QUALITY

	Quantity	Base Number	Contract	AT	Region	England
% of FP17s for the same patient ID Re-attending within 3 months - Children	101	1,769	5.7%	9.6%	11.3%	11.8%
% of FP17s for the same patient ID Re-attending within 3 months - Adults	271	2,556	10.6%	15.2%	15.4%	15.7%
% of FP17s for the same patient ID Re-attending between 3 & 9 months - Children	1,007	1,769	56.9%	60.2%	61.3%	58.9%
% of FP17s for the same patient ID Re-attending between 3 & 9 months - Adults	1,029	2,556	40.3%	51.3%	52.1%	50.8%
% of FP17s for Band 1 Urgent Courses	353	4,218	8.4%	9.5%	9.5%	9.1%
% of FP17s Relating to Free Repair or Replacements	30	4,218	0.7%	0.5%	0.6%	0.8%
% of FP17s Relating to Continuations	11	4,218	0.3%	0.8%	0.8%	0.9%
% of Patients satisfied with the dentistry they have received	1	1	N/A	92.4%	92.4%	92.5%
% of Patients satisfied with the time they had to wait for an appointment	1	1	N/A	88.4%	86.3%	87.0%

* This is based on patients treated on this contract for their most recent course of treatment. Figures in italics indicate the base number of FP17s or Patient Questionnaire responses are less than 100. N/A is shown where the base number of responses is less than 10 during the period. % is calculated as Quantity/Base number*100

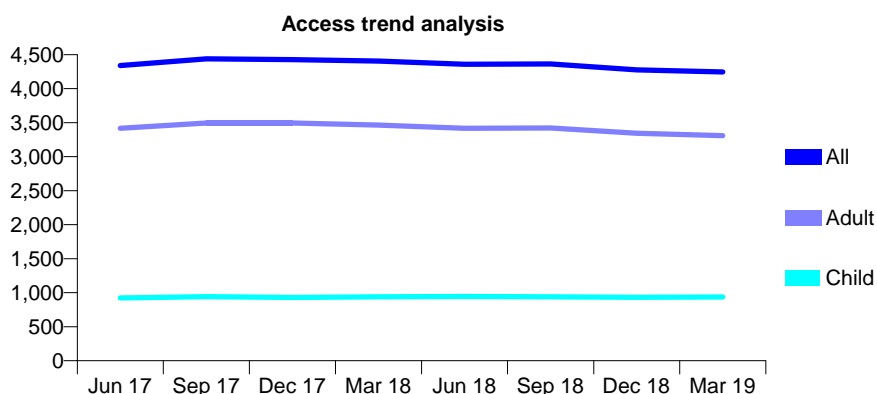
Q68 - Vital Signs At a Glance Contract Report for 692026/0001 - Year end March 2019

Name or company name	MR LE TOLEFE
Contract type name	GDS Contract
Purpose of contract	General
Contract start date	07/09/2007
Contract end date	

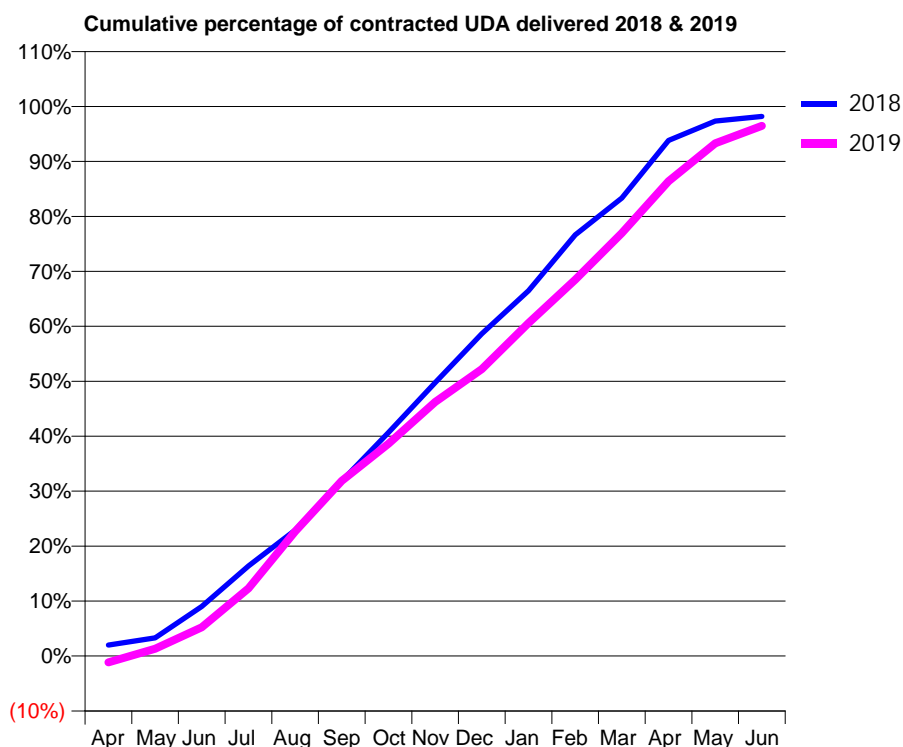
18/19 Contracted general activity (UDA)	11,800
Carry forward general activity (UDA)	215
18/19 Contracted orthodontic activity (UOA)	0
Carry forward orthodontic activity (UOA)	0
Baseline contract value	£299,337.92

ACCESS*

Patients seen in 24 months	Total	Change since previous quarter
Quarter ending March 2018	4,407	
Quarter ending June 2018	4,360	↓
Quarter ending September 2018	4,363	→
Quarter ending December 2018	4,276	↓
Quarter ending March 2019	4,246	→
Variance since March 2018	(3.7%)	↓



ACTIVITY



Month	Adjusted Scheduled Activity (UDA)	
	2018	2019
April	237	-140
May	391	157
June	1,065	616
July	1,935	1,453
August	2,706	2,675
September	3,757	3,762
October	4,800	4,557
November	5,871	5,457
December	6,920	6,160
January	7,845	7,149
February	9,045	8,081
March	9,831	9,082
April	11,073	10,193
May	11,487	11,009
June	11,585	11,384

QUALITY

	Quantity	Base Number	Contract	AT	Region	England
% of FP17s for the same patient ID Re-attending within 3 months - Children	66	1,304	5.1%	9.6%	11.3%	11.8%
% of FP17s for the same patient ID Re-attending within 3 months - Adults	553	4,770	11.6%	15.2%	15.4%	15.7%
% of FP17s for the same patient ID Re-attending between 3 & 9 months - Children	730	1,304	56.0%	60.2%	61.3%	58.9%
% of FP17s for the same patient ID Re-attending between 3 & 9 months - Adults	3,022	4,770	63.4%	51.3%	52.1%	50.8%
% of FP17s for Band 1 Urgent Courses	180	5,446	3.3%	9.5%	9.5%	9.1%
% of FP17s Relating to Free Repair or Replacements	31	5,446	0.6%	0.5%	0.6%	0.8%
% of FP17s Relating to Continuations	41	5,446	0.8%	0.8%	0.8%	0.9%
% of Patients satisfied with the dentistry they have received	10	12	83.3%	92.4%	92.4%	92.5%
% of Patients satisfied with the time they had to wait for an appointment	9	12	75.0%	88.4%	86.3%	87.0%

* This is based on patients treated on this contract for their most recent course of treatment. Figures in italics indicate the base number of FP17s or Patient Questionnaire responses are less than 100. N/A is shown where the base number of responses is less than 10 during the period. % is calculated as Quantity/Base number*100

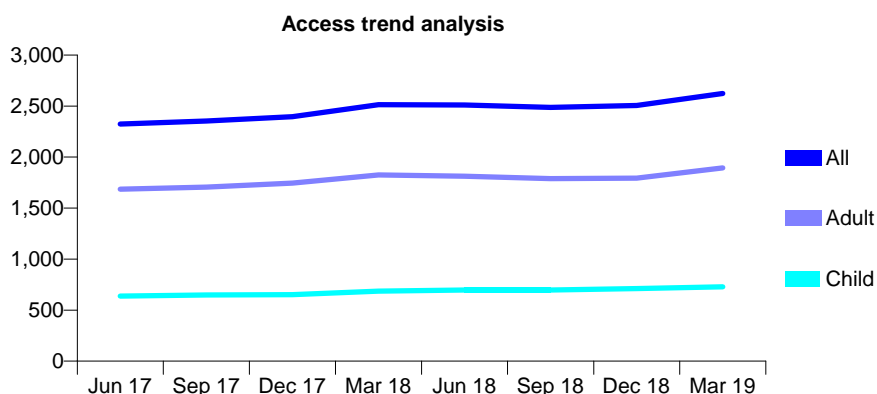
Q68 - Vital Signs At a Glance Contract Report for 694967/0001 - Year end March 2019

Name or company name	MR ND MAHANI
Contract type name	GDS Contract
Purpose of contract	General
Contract start date	01/07/2008
Contract end date	

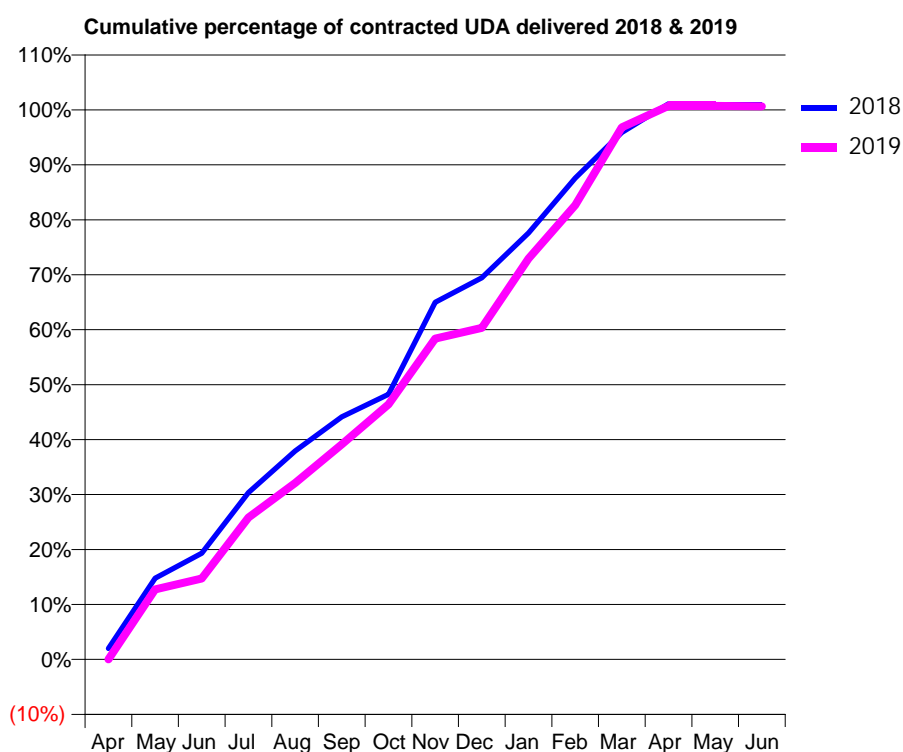
18/19 Contracted general activity (UDA)	5,878
Carry forward general activity (UDA)	0
18/19 Contracted orthodontic activity (UOA)	0
Carry forward orthodontic activity (UOA)	0
Baseline contract value	£151,738.49

ACCESS*

Patients seen in 24 months	Total	Change since previous quarter
Quarter ending March 2018	2,513	
Quarter ending June 2018	2,510	→
Quarter ending September 2018	2,487	→
Quarter ending December 2018	2,506	→
Quarter ending March 2019	2,623	↑
Variance since March 2018	4.4%	↑



ACTIVITY



Month	Adjusted Scheduled Activity (UDA)	
	2018	2019
April	118	0
May	869	749
June	1,136	866
July	1,785	1,518
August	2,231	1,888
September	2,594	2,301
October	2,835	2,728
November	3,821	3,431
December	4,081	3,545
January	4,562	4,287
February	5,148	4,859
March	5,637	5,691
April	5,942	5,920
May	5,934	5,920
June	5,933	5,914

QUALITY

	Quantity	Base Number	Contract	AT	Region	England
% of FP17s for the same patient ID Re-attending within 3 months - Children	57	1,208	4.7%	9.6%	11.3%	11.8%
% of FP17s for the same patient ID Re-attending within 3 months - Adults	276	2,650	10.4%	15.2%	15.4%	15.7%
% of FP17s for the same patient ID Re-attending between 3 & 9 months - Children	869	1,208	71.9%	60.2%	61.3%	58.9%
% of FP17s for the same patient ID Re-attending between 3 & 9 months - Adults	1,638	2,650	61.8%	51.3%	52.1%	50.8%
% of FP17s for Band 1 Urgent Courses	300	3,793	7.9%	9.5%	9.5%	9.1%
% of FP17s Relating to Free Repair or Replacements	14	3,793	0.4%	0.5%	0.6%	0.8%
% of FP17s Relating to Continuations	4	3,793	0.1%	0.8%	0.8%	0.9%
% of Patients satisfied with the dentistry they have received	0	0	N/A	92.4%	92.4%	92.5%
% of Patients satisfied with the time they had to wait for an appointment	0	0	N/A	88.4%	86.3%	87.0%

* This is based on patients treated on this contract for their most recent course of treatment. Figures in italics indicate the base number of FP17s or Patient Questionnaire responses are less than 100. N/A is shown where the base number of responses is less than 10 during the period. % is calculated as Quantity/Base number*100

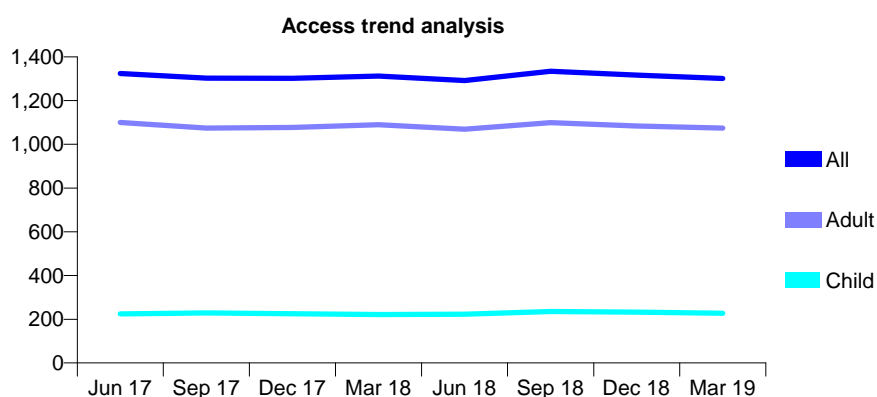
Q68 - Vital Signs At a Glance Contract Report for 695084/0002 - Year end March 2019

Name or company name	MS JJ WOJTASIEWICZ-SKOLMOWSKA
Contract type name	GDS Contract
Purpose of contract	General
Contract start date	01/04/2008
Contract end date	

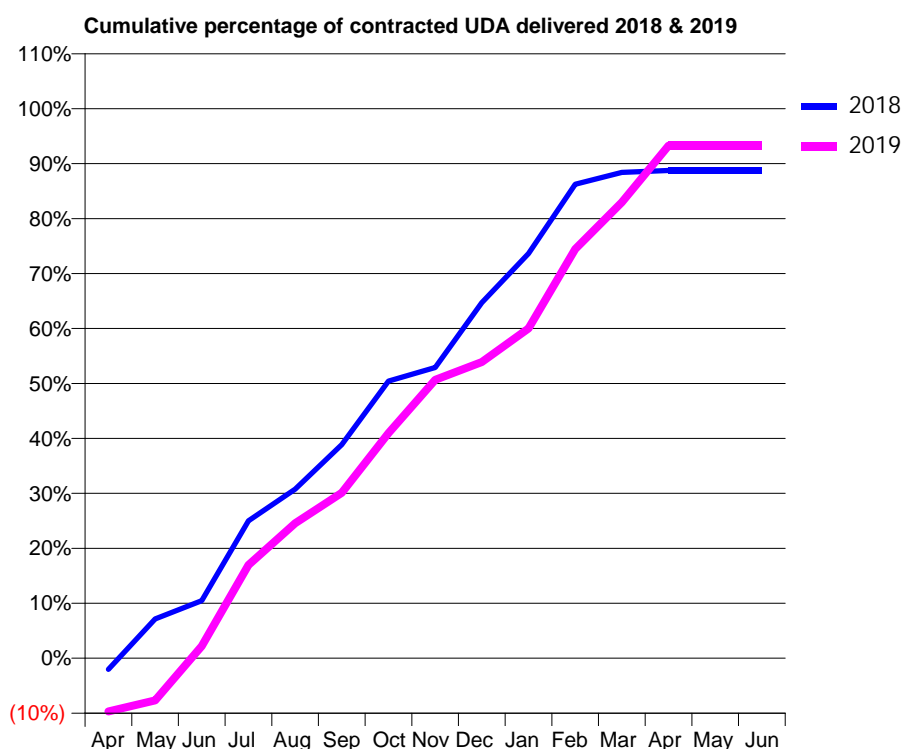
18/19 Contracted general activity (UDA)	6,029
Carry forward general activity (UDA)	678
18/19 Contracted orthodontic activity (UOA)	0
Carry forward orthodontic activity (UOA)	0
Baseline contract value	£139,737.79

ACCESS*

Patients seen in 24 months	Total	Change since previous quarter
Quarter ending March 2018	1,312	
Quarter ending June 2018	1,292	↓
Quarter ending September 2018	1,334	↑
Quarter ending December 2018	1,317	↓
Quarter ending March 2019	1,301	↓
Variance since March 2018	(0.8%)	→



ACTIVITY



Month	2018	2019
April	-123	-585
May	430	-465
June	632	132
July	1,508	1,024
August	1,854	1,481
September	2,343	1,814
October	3,039	2,468
November	3,188	3,055
December	3,901	3,248
January	4,440	3,618
February	5,199	4,488
March	5,329	5,001
April	5,351	5,623
May	5,351	5,624
June	5,351	5,624

QUALITY

	Quantity	Base Number	Contract	AT	Region	England
% of FP17s for the same patient ID Re-attending within 3 months - Children	33	389	8.5%	9.6%	11.3%	11.8%
% of FP17s for the same patient ID Re-attending within 3 months - Adults	384	1,860	20.6%	15.2%	15.4%	15.7%
% of FP17s for the same patient ID Re-attending between 3 & 9 months - Children	233	389	59.9%	60.2%	61.3%	58.9%
% of FP17s for the same patient ID Re-attending between 3 & 9 months - Adults	865	1,860	46.5%	51.3%	52.1%	50.8%
% of FP17s for Band 1 Urgent Courses	378	2,417	15.6%	9.5%	9.5%	9.1%
% of FP17s Relating to Free Repair or Replacements	62	2,417	2.6%	0.5%	0.6%	0.8%
% of FP17s Relating to Continuations	11	2,417	0.5%	0.8%	0.8%	0.9%
% of Patients satisfied with the dentistry they have received	0	0	N/A	92.4%	92.4%	92.5%
% of Patients satisfied with the time they had to wait for an appointment	0	0	N/A	88.4%	86.3%	87.0%

* This is based on patients treated on this contract for their most recent course of treatment.

Figures in italics indicate the base number of FP17s or Patient Questionnaire responses are less than 100. N/A is shown where the base number of responses is less than 10 during the period. % is calculated as Quantity/Base number*100

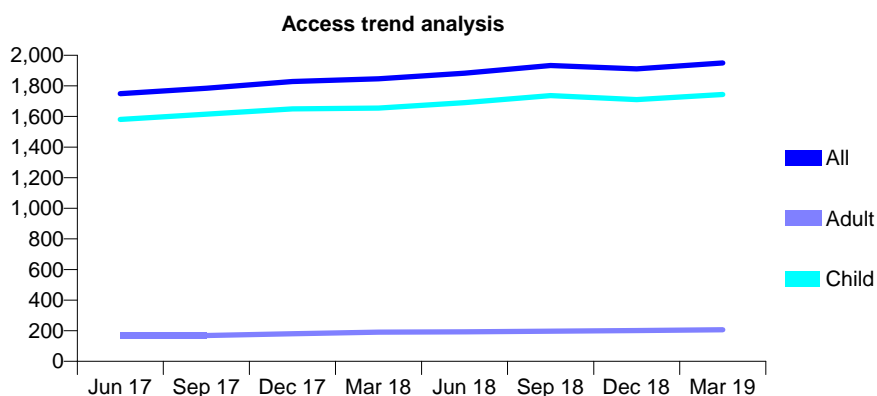
Q68 - Vital Signs At a Glance Contract Report for 723878/0002 - Year end March 2019

Name or company name	MRS JM HATTON
Contract type name	GDS Contract
Purpose of contract	General
Contract start date	01/11/2010
Contract end date	

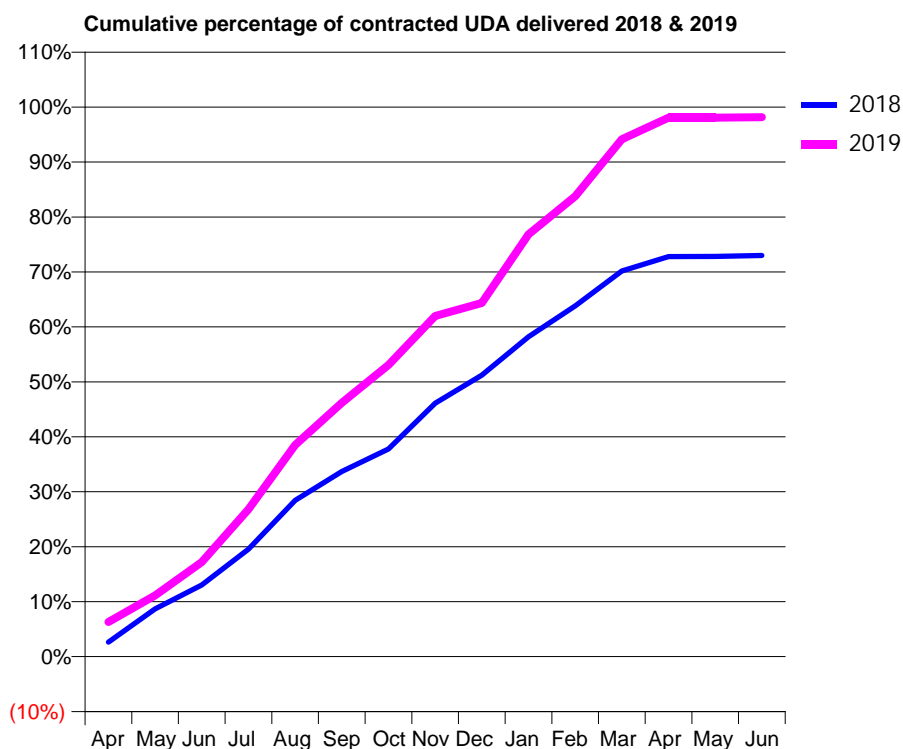
18/19 Contracted general activity (UDA)	4,000
Carry forward general activity (UDA)	0
18/19 Contracted orthodontic activity (UOA)	0
Carry forward orthodontic activity (UOA)	0
Baseline contract value	£91,411.66

ACCESS*

Patients seen in 24 months	Total	Change since previous quarter
Quarter ending March 2018	1,846	
Quarter ending June 2018	1,883	↑
Quarter ending September 2018	1,933	↑
Quarter ending December 2018	1,911	↓
Quarter ending March 2019	1,950	↑
Variance since March 2018	5.6%	↑



ACTIVITY



Month	Adjusted Scheduled Activity (UDA)	
	2018	2019
April	131	252
May	435	446
June	652	688
July	979	1,072
August	1,423	1,541
September	1,683	1,847
October	1,889	2,124
November	2,306	2,480
December	2,561	2,574
January	2,911	3,073
February	3,191	3,350
March	3,508	3,766
April	3,639	3,923
May	3,640	3,923
June	3,651	3,926

QUALITY

	Quantity	Base Number	Contract	AT	Region	England
% of FP17s for the same patient ID Re-attending within 3 months - Children	211	2,894	7.3%	9.6%	11.3%	11.8%
% of FP17s for the same patient ID Re-attending within 3 months - Adults	17	138	12.3%	15.2%	15.4%	15.7%
% of FP17s for the same patient ID Re-attending between 3 & 9 months - Children	1,899	2,894	65.6%	60.2%	61.3%	58.9%
% of FP17s for the same patient ID Re-attending between 3 & 9 months - Adults	75	138	54.3%	51.3%	52.1%	50.8%
% of FP17s for Band 1 Urgent Courses	100	2,996	3.3%	9.5%	9.5%	9.1%
% of FP17s Relating to Free Repair or Replacements	0	2,996	0.0%	0.5%	0.6%	0.8%
% of FP17s Relating to Continuations	0	2,996	0.0%	0.8%	0.8%	0.9%
% of Patients satisfied with the dentistry they have received	0	1	N/A	92.4%	92.4%	92.5%
% of Patients satisfied with the time they had to wait for an appointment	0	1	N/A	88.4%	86.3%	87.0%

* This is based on patients treated on this contract for their most recent course of treatment. Figures in italics indicate the base number of FP17s or Patient Questionnaire responses are less than 100. N/A is shown where the base number of responses is less than 10 during the period. % is calculated as Quantity/Base number*100

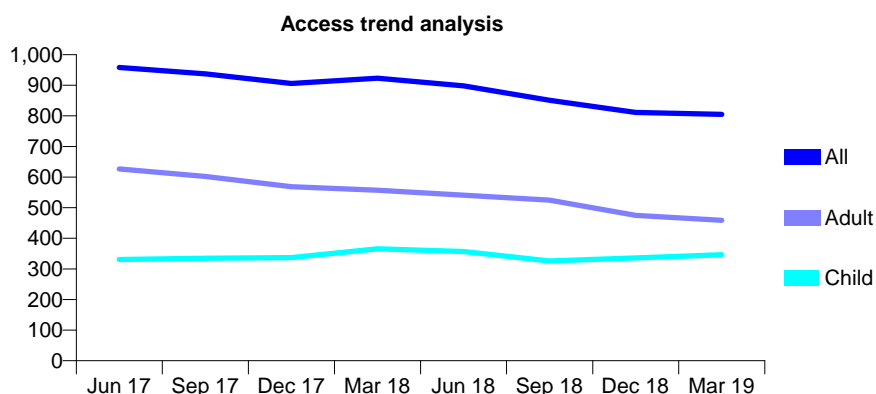
Q68 - Vital Signs At a Glance Contract Report for 725188/0001 - Year end March 2019

Name or company name	White House Dental Partnership
Contract type name	GDS Contract
Purpose of contract	General
Contract start date	01/04/2006
Contract end date	

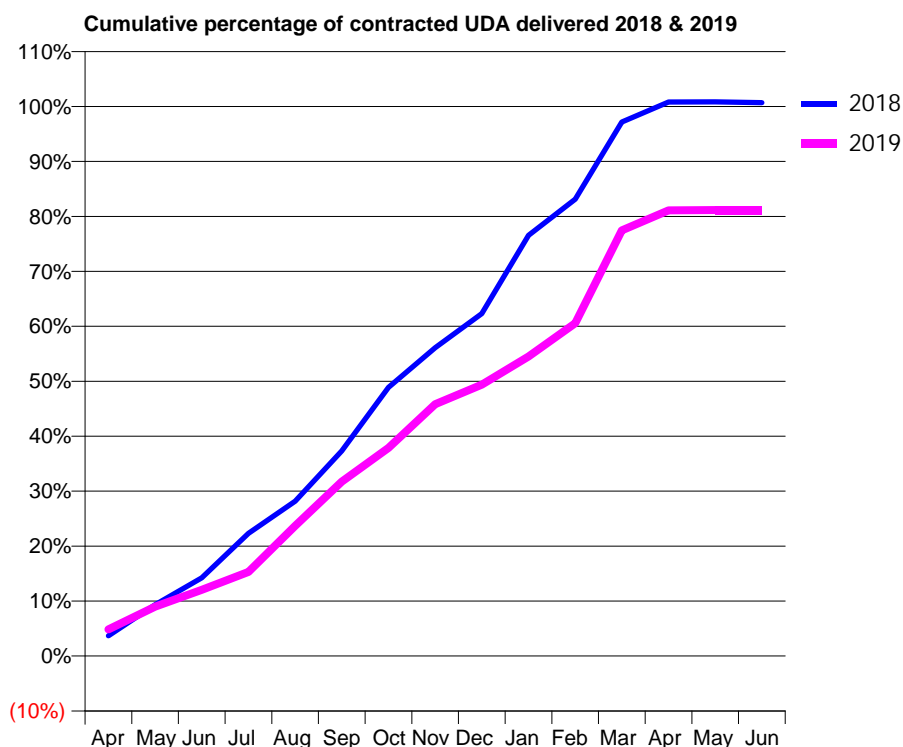
18/19 Contracted general activity (UDA)	2,186
Carry forward general activity (UDA)	0
18/19 Contracted orthodontic activity (UOA)	0
Carry forward orthodontic activity (UOA)	0
Baseline contract value	£51,580.74

ACCESS*

Patients seen in 24 months	Total	Change since previous quarter
Quarter ending March 2018	923	
Quarter ending June 2018	898	↓
Quarter ending September 2018	851	↓
Quarter ending December 2018	811	↓
Quarter ending March 2019	805	→
Variance since March 2018	(12.8%)	↓



ACTIVITY



Month	Adjusted Scheduled Activity (UDA)	
	2018	2019
April	81	106
May	204	196
June	311	263
July	488	335
August	616	518
September	815	693
October	1,069	828
November	1,227	1,002
December	1,362	1,079
January	1,673	1,192
February	1,817	1,324
March	2,124	1,693
April	2,203	1,772
May	2,204	1,773
June	2,201	1,773

QUALITY

	Quantity	Base Number	Contract	AT	Region	England
% of FP17s for the same patient ID Re-attending within 3 months - Children	24	541	4.4%	9.6%	11.3%	11.8%
% of FP17s for the same patient ID Re-attending within 3 months - Adults	46	541	8.5%	15.2%	15.4%	15.7%
% of FP17s for the same patient ID Re-attending between 3 & 9 months - Children	350	541	64.7%	60.2%	61.3%	58.9%
% of FP17s for the same patient ID Re-attending between 3 & 9 months - Adults	338	541	62.5%	51.3%	52.1%	50.8%
% of FP17s for Band 1 Urgent Courses	42	1,076	3.9%	9.5%	9.5%	9.1%
% of FP17s Relating to Free Repair or Replacements	9	1,076	0.8%	0.5%	0.6%	0.8%
% of FP17s Relating to Continuations	11	1,076	1.0%	0.8%	0.8%	0.9%
% of Patients satisfied with the dentistry they have received	0	0	N/A	92.4%	92.4%	92.5%
% of Patients satisfied with the time they had to wait for an appointment	0	0	N/A	88.4%	86.3%	87.0%

* This is based on patients treated on this contract for their most recent course of treatment. Figures in italics indicate the base number of FP17s or Patient Questionnaire responses are less than 100. N/A is shown where the base number of responses is less than 10 during the period. % is calculated as Quantity/Base number*100

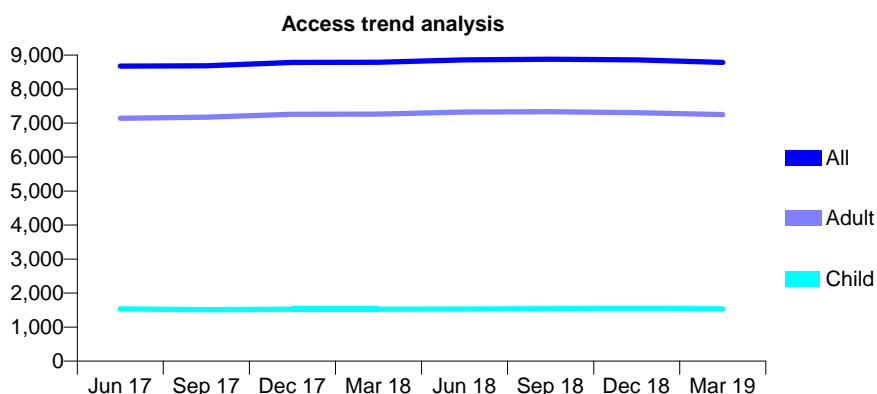
Q68 - Vital Signs At a Glance Contract Report for 725536/0001 - Year end March 2019

Name or company name	Manochehr Soltan
Contract type name	GDS Contract
Purpose of contract	General
Contract start date	01/04/2007
Contract end date	

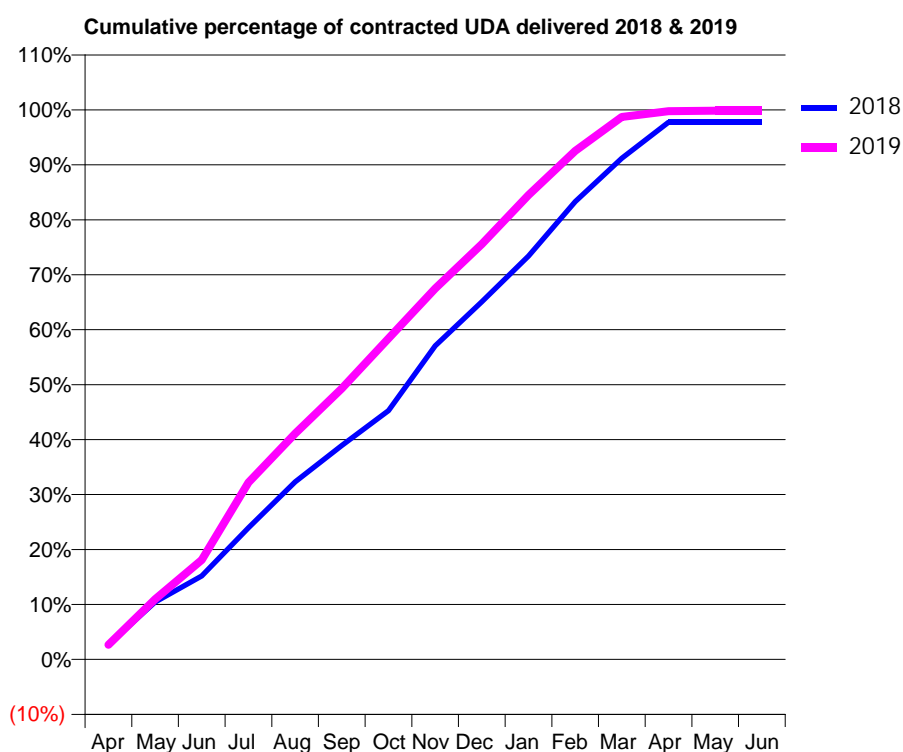
18/19 Contracted general activity (UDA)	24,520
Carry forward general activity (UDA)	551
18/19 Contracted orthodontic activity (UOA)	0
Carry forward orthodontic activity (UOA)	0
Baseline contract value	£563,386.82

ACCESS*

Patients seen in 24 months	Total	Change since previous quarter
Quarter ending March 2018	8,792	
Quarter ending June 2018	8,858	→
Quarter ending September 2018	8,878	→
Quarter ending December 2018	8,857	→
Quarter ending March 2019	8,784	→
Variance since March 2018	(0.1%)	→



ACTIVITY



Month	2018	2019
April	666	649
May	2,566	2,695
June	3,732	4,440
July	5,886	7,894
August	7,935	10,080
September	9,565	12,089
October	11,121	14,318
November	14,015	16,553
December	15,983	18,524
January	18,030	20,722
February	20,462	22,693
March	22,405	24,200
April	24,008	24,461
May	24,011	24,485
June	24,013	24,482

QUALITY

	Quantity	Base Number	Contract	AT	Region	England
% of FP17s for the same patient ID Re-attending within 3 months - Children	168	2,117	7.9%	9.6%	11.3%	11.8%
% of FP17s for the same patient ID Re-attending within 3 months - Adults	1,888	10,258	18.4%	15.2%	15.4%	15.7%
% of FP17s for the same patient ID Re-attending between 3 & 9 months - Children	1,064	2,117	50.3%	60.2%	61.3%	58.9%
% of FP17s for the same patient ID Re-attending between 3 & 9 months - Adults	5,156	10,258	50.3%	51.3%	52.1%	50.8%
% of FP17s for Band 1 Urgent Courses	1,451	11,954	12.1%	9.5%	9.5%	9.1%
% of FP17s Relating to Free Repair or Replacements	150	11,954	1.3%	0.5%	0.6%	0.8%
% of FP17s Relating to Continuations	40	11,954	0.3%	0.8%	0.8%	0.9%
% of Patients satisfied with the dentistry they have received	8	8	N/A	92.4%	92.4%	92.5%
% of Patients satisfied with the time they had to wait for an appointment	8	8	N/A	88.4%	86.3%	87.0%

* This is based on patients treated on this contract for their most recent course of treatment. Figures in italics indicate the base number of FP17s or Patient Questionnaire responses are less than 100. N/A is shown where the base number of responses is less than 10 during the period. % is calculated as Quantity/Base number*100

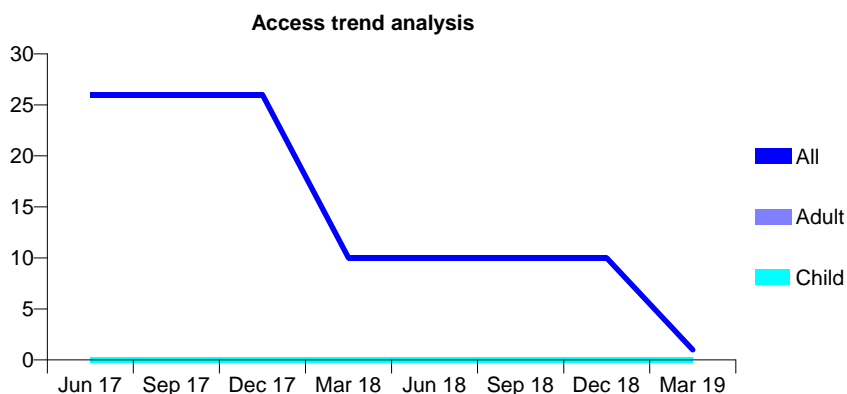
Q68 - Vital Signs At a Glance Contract Report for 728683/0001 - Year end March 2019

Name or company name	MRS C OSBORNE
Contract type name	GDS Contract
Purpose of contract	General
Contract start date	01/04/2006
Contract end date	

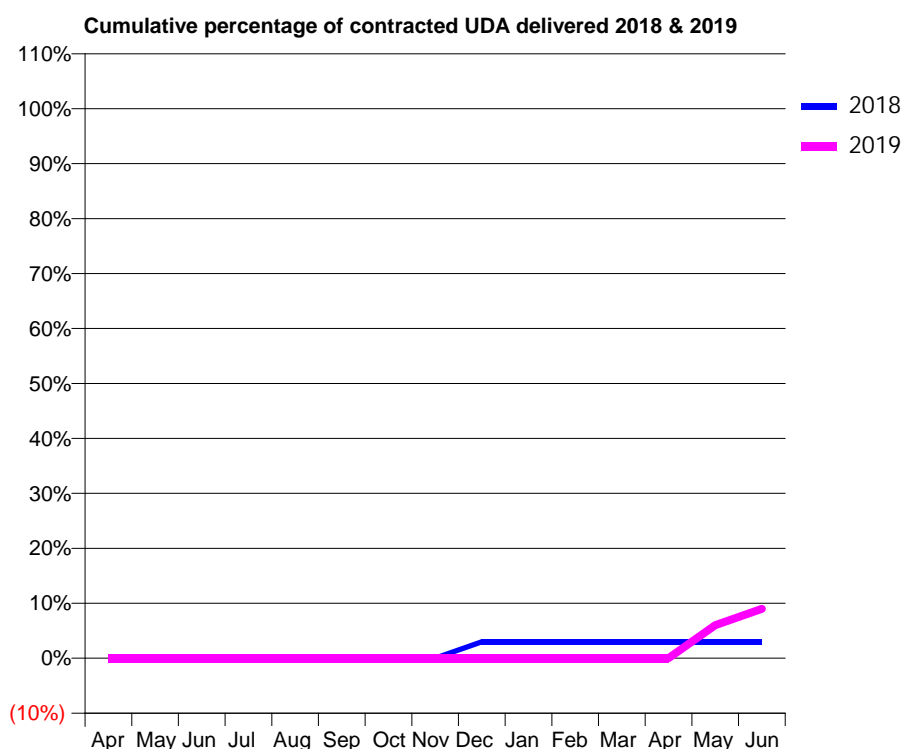
18/19 Contracted general activity (UDA)	100
Carry forward general activity (UDA)	0
18/19 Contracted orthodontic activity (UOA)	0
Carry forward orthodontic activity (UOA)	0
Baseline contract value	£2,748.52

ACCESS*

Patients seen in 24 months	Total	Change since previous quarter
Quarter ending March 2018	10	
Quarter ending June 2018	10	→
Quarter ending September 2018	10	→
Quarter ending December 2018	10	→
Quarter ending March 2019	1	↓
Variance since March 2018	(90.0%)	↓



ACTIVITY



Month	Adjusted Scheduled Activity (UDA)	
	2018	2019
April	0	0
May	0	0
June	0	0
July	0	0
August	0	0
September	0	0
October	0	0
November	0	0
December	3	0
January	3	0
February	3	0
March	3	0
April	3	0
May	3	6
June	3	9

QUALITY

	Quantity	Base Number	Contract	AT	Region	England
% of FP17s for the same patient ID Re-attending within 3 months - Children	0	0	N/A	9.6%	11.3%	11.8%
% of FP17s for the same patient ID Re-attending within 3 months - Adults	0	0	N/A	15.2%	15.4%	15.7%
% of FP17s for the same patient ID Re-attending between 3 & 9 months - Children	0	0	N/A	60.2%	61.3%	58.9%
% of FP17s for the same patient ID Re-attending between 3 & 9 months - Adults	0	0	N/A	51.3%	52.1%	50.8%
% of FP17s for Band 1 Urgent Courses	0	9	0.0%	9.5%	9.5%	9.1%
% of FP17s Relating to Free Repair or Replacements	0	9	0.0%	0.5%	0.6%	0.8%
% of FP17s Relating to Continuations	0	9	0.0%	0.8%	0.8%	0.9%
% of Patients satisfied with the dentistry they have received	0	0	N/A	92.4%	92.4%	92.5%
% of Patients satisfied with the time they had to wait for an appointment	0	0	N/A	88.4%	86.3%	87.0%

* This is based on patients treated on this contract for their most recent course of treatment.

Figures in italics indicate the base number of FP17s or Patient Questionnaire responses are less than 100. N/A is shown where the base number of responses is less than 10 during the period. % is calculated as Quantity/Base number*100

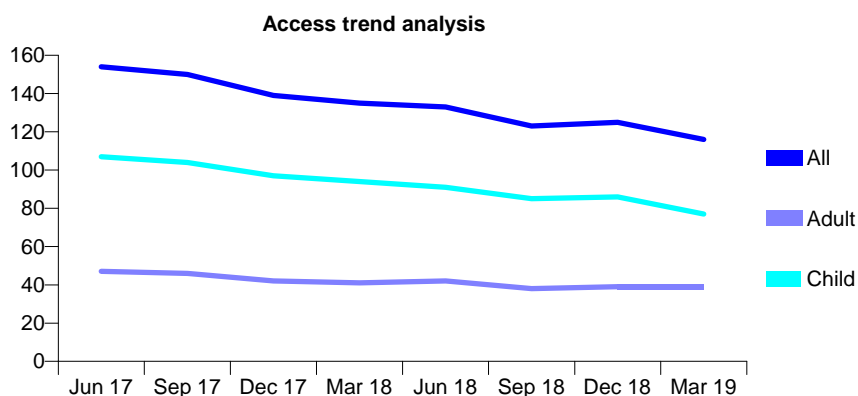
Q68 - Vital Signs At a Glance Contract Report for 729175/0004 - Year end March 2019

Name or company name	Saner Murray Partnership
Contract type name	GDS Contract
Purpose of contract	General
Contract start date	01/04/2014
Contract end date	

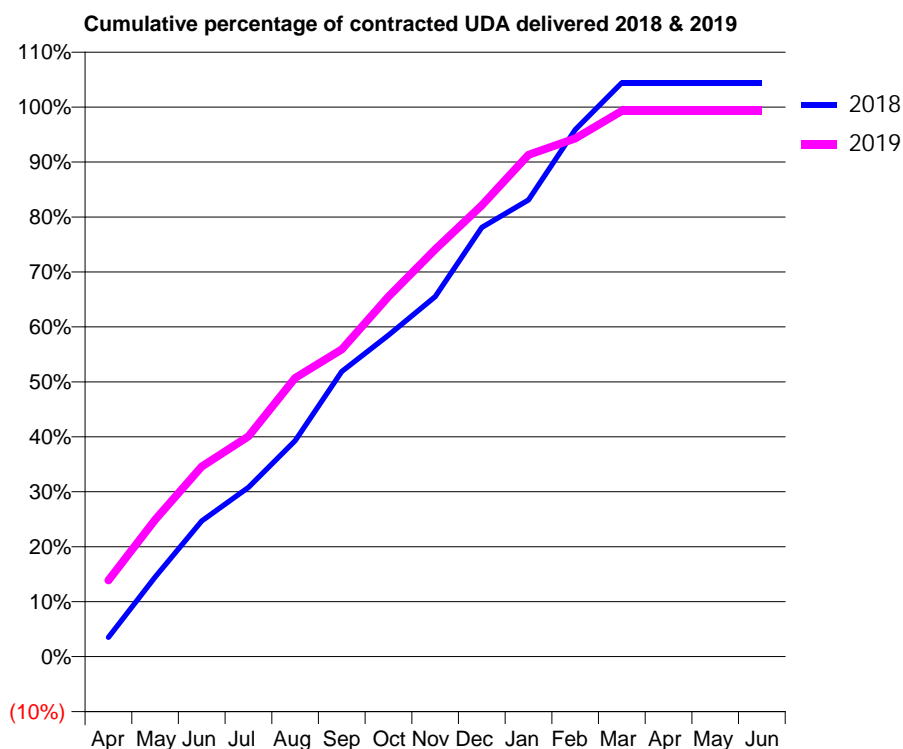
18/19 Contracted general activity (UDA)	200
Carry forward general activity (UDA)	0
18/19 Contracted orthodontic activity (UOA)	0
Carry forward orthodontic activity (UOA)	0
Baseline contract value	£5,262.96

ACCESS*

Patients seen in 24 months	Total	Change since previous quarter
Quarter ending March 2018	135	
Quarter ending June 2018	133	↓
Quarter ending September 2018	123	↓
Quarter ending December 2018	125	→
Quarter ending March 2019	116	↓
Variance since March 2018	(14.1%)	↓



ACTIVITY



Month	Adjusted Scheduled Activity (UDA)	
	2018	2019
April	7	28
May	29	50
June	49	69
July	62	80
August	79	101
September	104	112
October	117	131
November	131	148
December	156	164
January	166	183
February	192	189
March	209	199
April	209	199
May	209	199
June	209	199

QUALITY

	Quantity	Base Number	Contract	AT	Region	England
% of FP17s for the same patient ID Re-attending within 3 months - Children	7	108	6.5%	9.6%	11.3%	11.8%
% of FP17s for the same patient ID Re-attending within 3 months - Adults	9	41	22.0%	15.2%	15.4%	15.7%
% of FP17s for the same patient ID Re-attending between 3 & 9 months - Children	60	108	55.6%	60.2%	61.3%	58.9%
% of FP17s for the same patient ID Re-attending between 3 & 9 months - Adults	14	41	34.1%	51.3%	52.1%	50.8%
% of FP17s for Band 1 Urgent Courses	13	149	8.7%	9.5%	9.5%	9.1%
% of FP17s Relating to Free Repair or Replacements	0	149	0.0%	0.5%	0.6%	0.8%
% of FP17s Relating to Continuations	0	149	0.0%	0.8%	0.8%	0.9%
% of Patients satisfied with the dentistry they have received	0	0	N/A	92.4%	92.4%	92.5%
% of Patients satisfied with the time they had to wait for an appointment	0	0	N/A	88.4%	86.3%	87.0%

* This is based on patients treated on this contract for their most recent course of treatment. Figures in italics indicate the base number of FP17s or Patient Questionnaire responses are less than 100. N/A is shown where the base number of responses is less than 10 during the period. % is calculated as Quantity/Base number*100

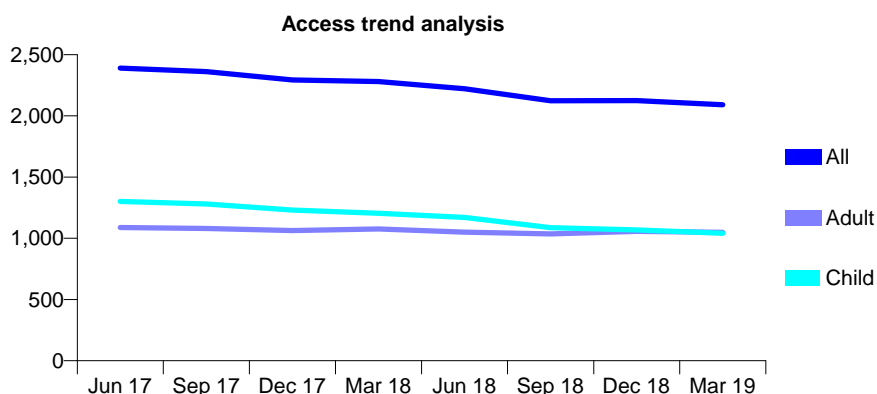
Q68 - Vital Signs At a Glance Contract Report for 729299/0001 - Year end March 2019

Name or company name	MISS MB QUEENAN
Contract type name	GDS Contract
Purpose of contract	General
Contract start date	01/04/2006
Contract end date	

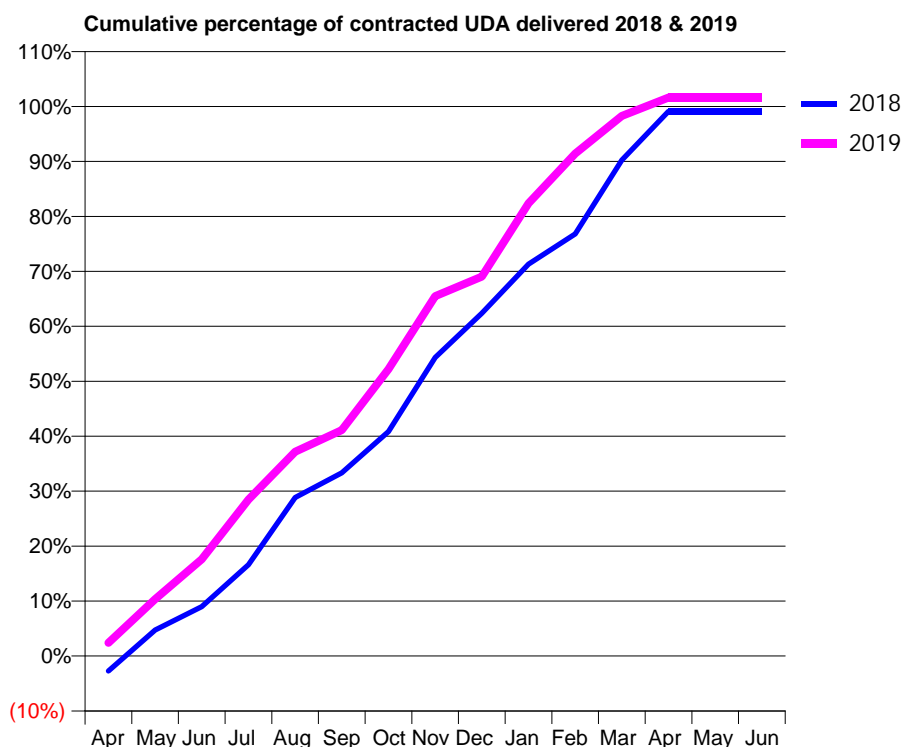
18/19 Contracted general activity (UDA)	4,368
Carry forward general activity (UDA)	38
18/19 Contracted orthodontic activity (UOA)	0
Carry forward orthodontic activity (UOA)	0
Baseline contract value	£99,838.05

ACCESS*

Patients seen in 24 months	Total	Change since previous quarter
Quarter ending March 2018	2,281	
Quarter ending June 2018	2,222	↓
Quarter ending September 2018	2,124	↓
Quarter ending December 2018	2,125	→
Quarter ending March 2019	2,091	↓
Variance since March 2018	(8.3%)	↓



ACTIVITY



Month	Adjusted Scheduled Activity (UDA)	
	2018	2019
April	-120	106
May	208	452
June	393	769
July	725	1,244
August	1,260	1,624
September	1,455	1,796
October	1,784	2,281
November	2,373	2,860
December	2,723	3,015
January	3,115	3,598
February	3,356	3,994
March	3,942	4,293
April	4,329	4,438
May	4,329	4,438
June	4,329	4,438

QUALITY

	Quantity	Base Number	Contract	AT	Region	England
% of FP17s for the same patient ID Re-attending within 3 months - Children	107	1,596	6.7%	9.6%	11.3%	11.8%
% of FP17s for the same patient ID Re-attending within 3 months - Adults	165	1,231	13.4%	15.2%	15.4%	15.7%
% of FP17s for the same patient ID Re-attending between 3 & 9 months - Children	1,016	1,596	63.7%	60.2%	61.3%	58.9%
% of FP17s for the same patient ID Re-attending between 3 & 9 months - Adults	550	1,231	44.7%	51.3%	52.1%	50.8%
% of FP17s for Band 1 Urgent Courses	161	2,738	5.9%	9.5%	9.5%	9.1%
% of FP17s Relating to Free Repair or Replacements	0	2,738	0.0%	0.5%	0.6%	0.8%
% of FP17s Relating to Continuations	2	2,738	0.1%	0.8%	0.8%	0.9%
% of Patients satisfied with the dentistry they have received	1	1	N/A	92.4%	92.4%	92.5%
% of Patients satisfied with the time they had to wait for an appointment	1	1	N/A	88.4%	86.3%	87.0%

* This is based on patients treated on this contract for their most recent course of treatment. Figures in italics indicate the base number of FP17s or Patient Questionnaire responses are less than 100. N/A is shown where the base number of responses is less than 10 during the period. % is calculated as Quantity/Base number*100

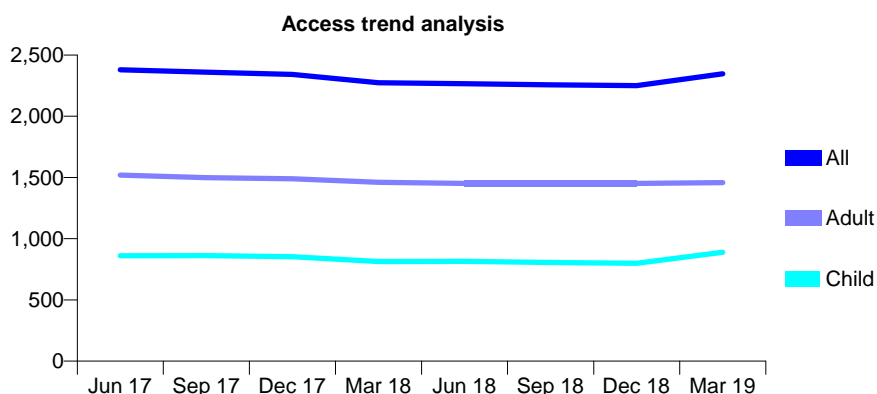
Q68 - Vital Signs At a Glance Contract Report for 729809/0002 - Year end March 2019

Name or company name	Priory House Dental Centre
Contract type name	GDS Contract
Purpose of contract	General
Contract start date	01/04/2011
Contract end date	

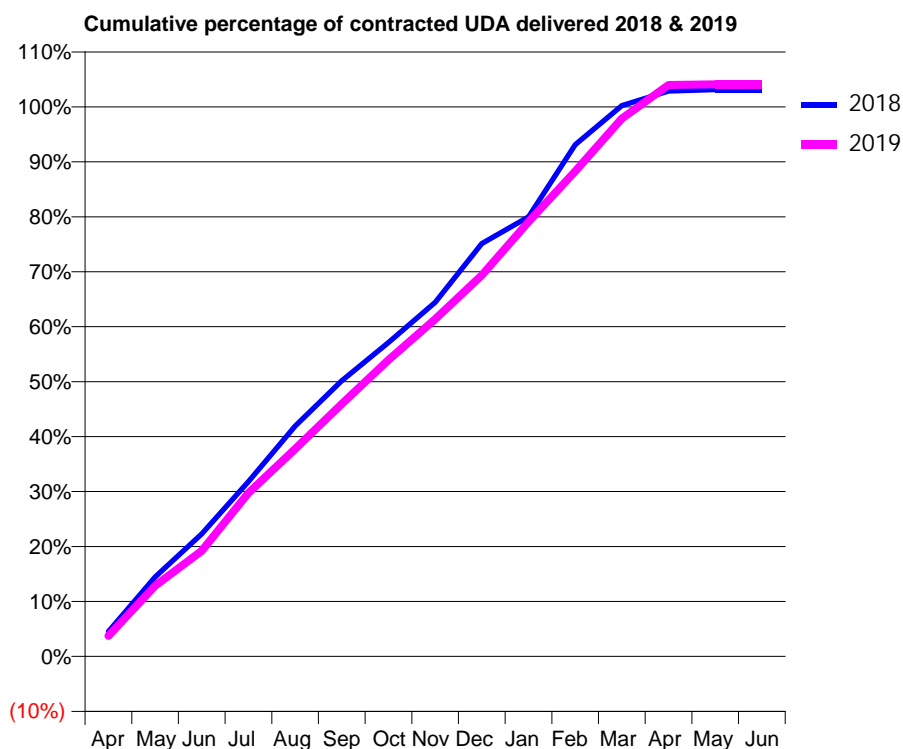
18/19 Contracted general activity (UDA)	5,300
Carry forward general activity (UDA)	0
18/19 Contracted orthodontic activity (UOA)	0
Carry forward orthodontic activity (UOA)	0
Baseline contract value	£134,575.86

ACCESS*

Patients seen in 24 months	Total	Change since previous quarter
Quarter ending March 2018	2,274	
Quarter ending June 2018	2,266	→
Quarter ending September 2018	2,257	→
Quarter ending December 2018	2,250	→
Quarter ending March 2019	2,347	↑
Variance since March 2018	3.2%	↑



ACTIVITY



Month	Adjusted Scheduled Activity (UDA)	
	2018	2019
April	240	199
May	765	681
June	1,182	1,019
July	1,687	1,577
August	2,222	2,002
September	2,659	2,435
October	3,028	2,859
November	3,415	3,253
December	3,981	3,675
January	4,240	4,191
February	4,935	4,678
March	5,312	5,186
April	5,452	5,510
May	5,466	5,516
June	5,466	5,516

QUALITY

	Quantity	Base Number	Contract	AT	Region	England
% of FP17s for the same patient ID Re-attending within 3 months - Children	75	1,276	5.9%	9.6%	11.3%	11.8%
% of FP17s for the same patient ID Re-attending within 3 months - Adults	304	2,210	13.8%	15.2%	15.4%	15.7%
% of FP17s for the same patient ID Re-attending between 3 & 9 months - Children	738	1,276	57.8%	60.2%	61.3%	58.9%
% of FP17s for the same patient ID Re-attending between 3 & 9 months - Adults	1,308	2,210	59.2%	51.3%	52.1%	50.8%
% of FP17s for Band 1 Urgent Courses	127	3,606	3.5%	9.5%	9.5%	9.1%
% of FP17s Relating to Free Repair or Replacements	13	3,606	0.4%	0.5%	0.6%	0.8%
% of FP17s Relating to Continuations	27	3,606	0.7%	0.8%	0.8%	0.9%
% of Patients satisfied with the dentistry they have received	0	0	N/A	92.4%	92.4%	92.5%
% of Patients satisfied with the time they had to wait for an appointment	0	0	N/A	88.4%	86.3%	87.0%

* This is based on patients treated on this contract for their most recent course of treatment. Figures in italics indicate the base number of FP17s or Patient Questionnaire responses are less than 100. N/A is shown where the base number of responses is less than 10 during the period. % is calculated as Quantity/Base number*100

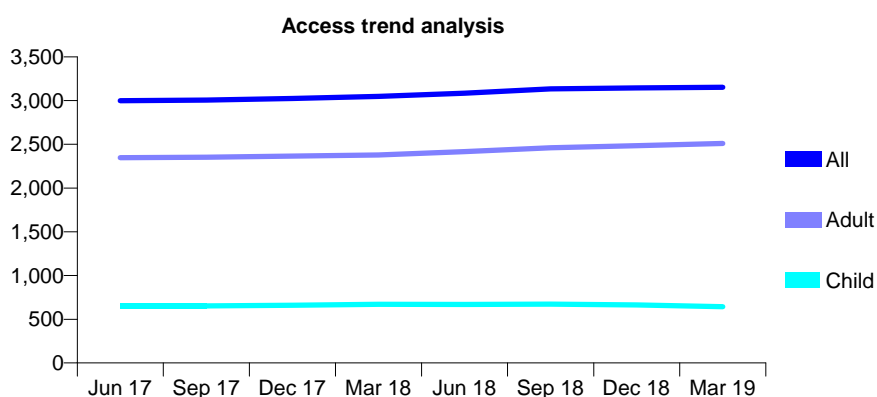
Q68 - Vital Signs At a Glance Contract Report for 732303/0001 - Year end March 2019

Name or company name	MR TM GLYNN
Contract type name	GDS Contract
Purpose of contract	General
Contract start date	31/08/2011
Contract end date	

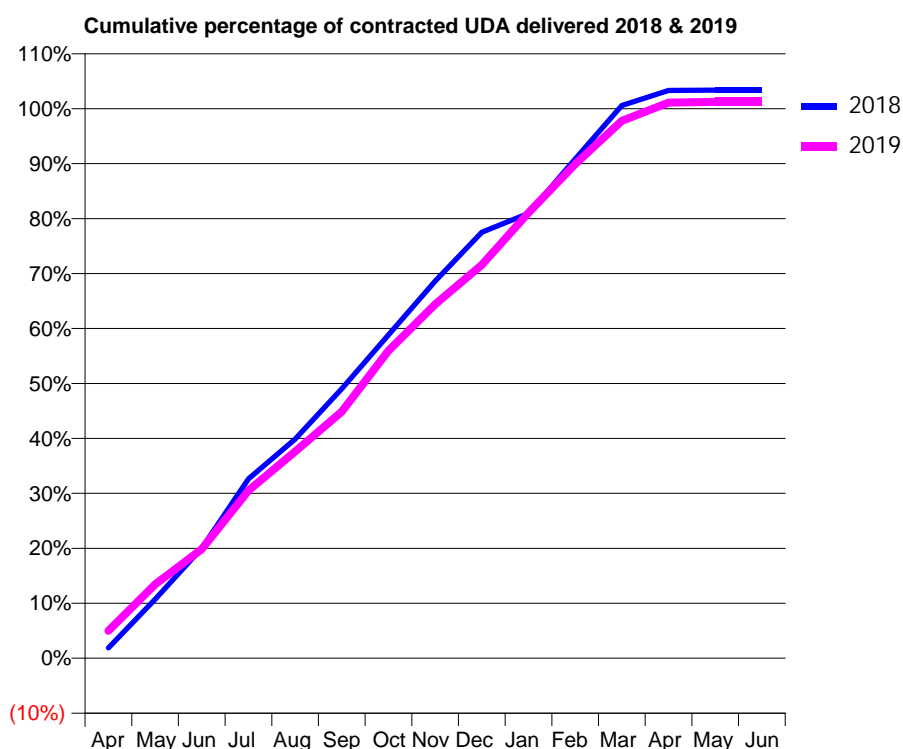
18/19 Contracted general activity (UDA)	7,554
Carry forward general activity (UDA)	0
18/19 Contracted orthodontic activity (UOA)	0
Carry forward orthodontic activity (UOA)	0
Baseline contract value	£183,170.19

ACCESS*

Patients seen in 24 months	Total	Change since previous quarter
Quarter ending March 2018	3,048	
Quarter ending June 2018	3,084	→
Quarter ending September 2018	3,133	→
Quarter ending December 2018	3,145	→
Quarter ending March 2019	3,152	→
Variance since March 2018	3.4%	↑



ACTIVITY



Month	2018	2019
April	142	379
May	811	1,016
June	1,512	1,499
July	2,465	2,306
August	3,013	2,841
September	3,704	3,388
October	4,445	4,229
November	5,185	4,863
December	5,855	5,406
January	6,114	6,123
February	6,863	6,793
March	7,597	7,387
April	7,805	7,638
May	7,807	7,647
June	7,807	7,649

QUALITY

	Quantity	Base Number	Contract	AT	Region	England
% of FP17s for the same patient ID Re-attending within 3 months - Children	27	831	3.2%	9.6%	11.3%	11.8%
% of FP17s for the same patient ID Re-attending within 3 months - Adults	261	3,169	8.2%	15.2%	15.4%	15.7%
% of FP17s for the same patient ID Re-attending between 3 & 9 months - Children	446	831	53.7%	60.2%	61.3%	58.9%
% of FP17s for the same patient ID Re-attending between 3 & 9 months - Adults	1,747	3,169	55.1%	51.3%	52.1%	50.8%
% of FP17s for Band 1 Urgent Courses	232	4,046	5.7%	9.5%	9.5%	9.1%
% of FP17s Relating to Free Repair or Replacements	31	4,046	0.8%	0.5%	0.6%	0.8%
% of FP17s Relating to Continuations	0	4,046	0.0%	0.8%	0.8%	0.9%
% of Patients satisfied with the dentistry they have received	2	2	N/A	92.4%	92.4%	92.5%
% of Patients satisfied with the time they had to wait for an appointment	2	2	N/A	88.4%	86.3%	87.0%

* This is based on patients treated on this contract for their most recent course of treatment.

Figures in italics indicate the base number of FP17s or Patient Questionnaire responses are less than 100. N/A is shown where the base number of responses is less than 10 during the period. % is calculated as Quantity/Base number*100

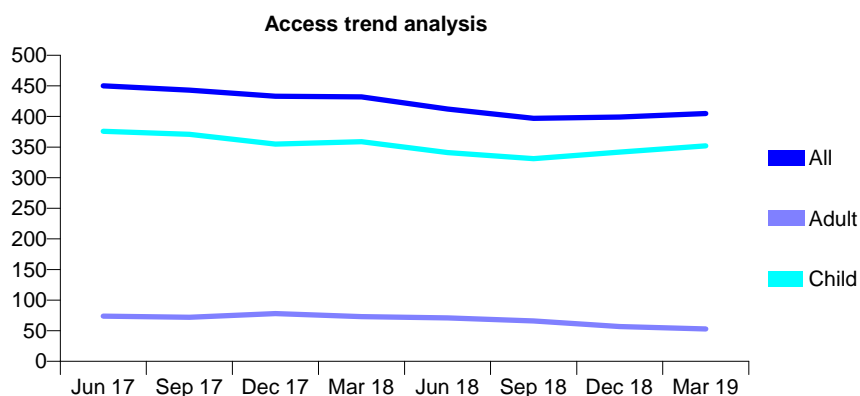
Q68 - Vital Signs At a Glance Contract Report for 739987/0001 - Year end March 2019

Name or company name	MR PJ ELLIS
Contract type name	GDS Contract
Purpose of contract	General
Contract start date	01/04/2006
Contract end date	

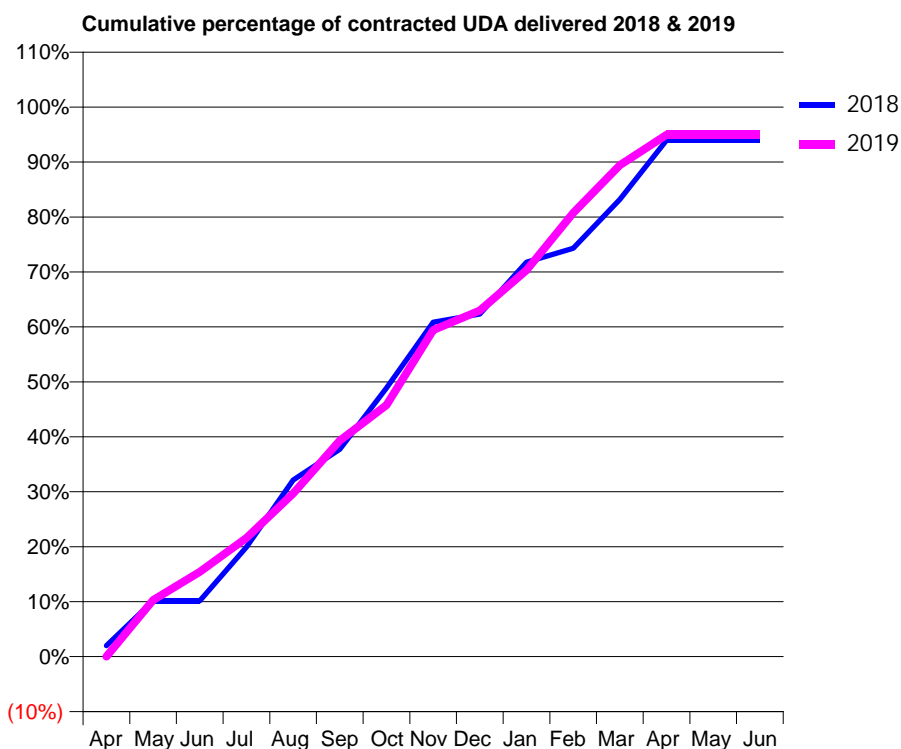
18/19 Contracted general activity (UDA)	750
Carry forward general activity (UDA)	0
18/19 Contracted orthodontic activity (UOA)	0
Carry forward orthodontic activity (UOA)	0
Baseline contract value	£17,138.87

ACCESS*

Patients seen in 24 months	Total	Change since previous quarter
Quarter ending March 2018	432	
Quarter ending June 2018	412	↓
Quarter ending September 2018	397	↓
Quarter ending December 2018	399	→
Quarter ending March 2019	405	→
Variance since March 2018	(6.3%)	↓



ACTIVITY



Month	Adjusted Scheduled Activity (UDA)	
	2018	2019
April	15	0
May	76	77
June	76	116
July	150	162
August	241	223
September	283	295
October	367	343
November	456	446
December	467	472
January	538	527
February	557	606
March	624	671
April	705	712
May	705	712
June	705	712

QUALITY

	Quantity	Base Number	Contract	AT	Region	England
% of FP17s for the same patient ID Re-attending within 3 months - Children	39	514	7.6%	9.6%	11.3%	11.8%
% of FP17s for the same patient ID Re-attending within 3 months - Adults	1	25	4.0%	15.2%	15.4%	15.7%
% of FP17s for the same patient ID Re-attending between 3 & 9 months - Children	311	514	60.5%	60.2%	61.3%	58.9%
% of FP17s for the same patient ID Re-attending between 3 & 9 months - Adults	16	25	64.0%	51.3%	52.1%	50.8%
% of FP17s for Band 1 Urgent Courses	50	507	9.9%	9.5%	9.5%	9.1%
% of FP17s Relating to Free Repair or Replacements	0	507	0.0%	0.5%	0.6%	0.8%
% of FP17s Relating to Continuations	0	507	0.0%	0.8%	0.8%	0.9%
% of Patients satisfied with the dentistry they have received	0	0	N/A	92.4%	92.4%	92.5%
% of Patients satisfied with the time they had to wait for an appointment	0	0	N/A	88.4%	86.3%	87.0%

* This is based on patients treated on this contract for their most recent course of treatment. Figures in italics indicate the base number of FP17s or Patient Questionnaire responses are less than 100. N/A is shown where the base number of responses is less than 10 during the period. % is calculated as Quantity/Base number*100

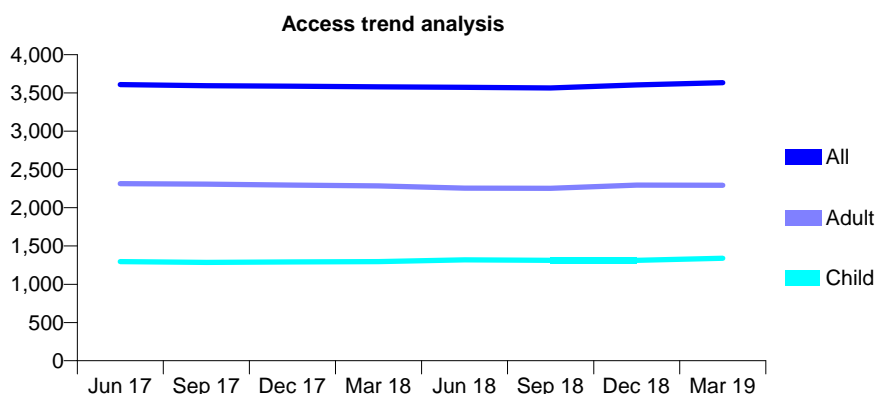
Q68 - Vital Signs At a Glance Contract Report for 740217/0001 - Year end March 2019

Name or company name	MR PC JENKINSON
Contract type name	GDS Contract
Purpose of contract	General
Contract start date	01/04/2006
Contract end date	

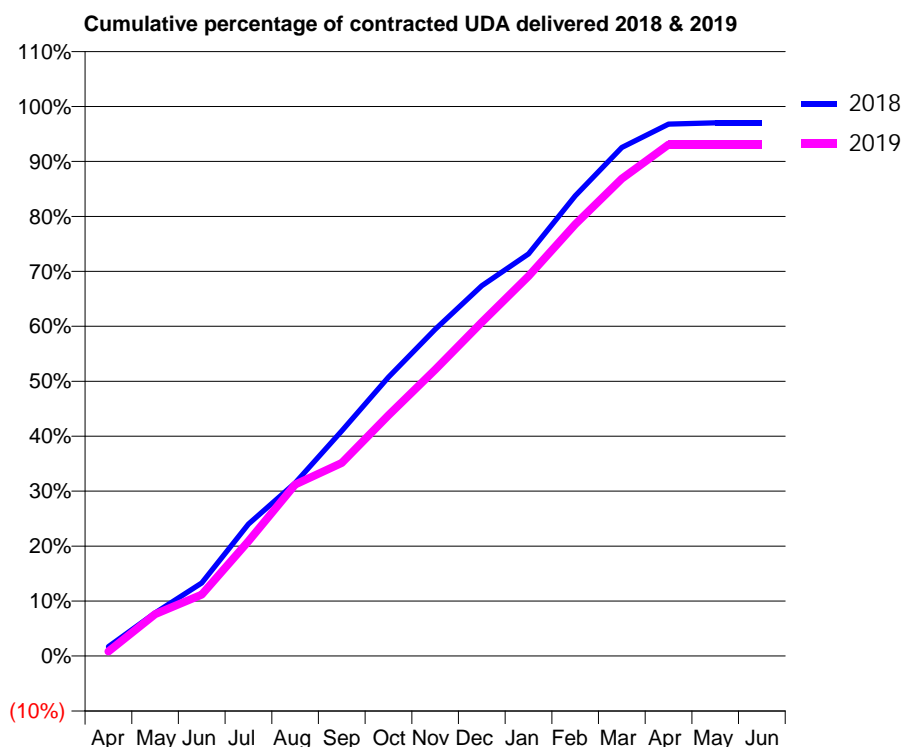
18/19 Contracted general activity (UDA)	7,817
Carry forward general activity (UDA)	234
18/19 Contracted orthodontic activity (UOA)	0
Carry forward orthodontic activity (UOA)	0
Baseline contract value	£217,258.20

ACCESS*

Patients seen in 24 months	Total	Change since previous quarter
Quarter ending March 2018	3,579	
Quarter ending June 2018	3,574	→
Quarter ending September 2018	3,565	→
Quarter ending December 2018	3,606	→
Quarter ending March 2019	3,633	→
Variance since March 2018	1.5%	→



ACTIVITY



Month	Adjusted Scheduled Activity (UDA)	
	2018	2019
April	134	66
May	614	596
June	1,038	874
July	1,878	1,634
August	2,463	2,439
September	3,201	2,748
October	3,967	3,425
November	4,649	4,073
December	5,267	4,748
January	5,720	5,403
February	6,546	6,141
March	7,234	6,789
April	7,567	7,273
May	7,583	7,273
June	7,583	7,273

QUALITY

	Quantity	Base Number	Contract	AT	Region	England
% of FP17s for the same patient ID Re-attending within 3 months - Children	112	1,928	5.8%	9.6%	11.3%	11.8%
% of FP17s for the same patient ID Re-attending within 3 months - Adults	274	2,789	9.8%	15.2%	15.4%	15.7%
% of FP17s for the same patient ID Re-attending between 3 & 9 months - Children	1,181	1,928	61.3%	60.2%	61.3%	58.9%
% of FP17s for the same patient ID Re-attending between 3 & 9 months - Adults	1,424	2,789	51.1%	51.3%	52.1%	50.8%
% of FP17s for Band 1 Urgent Courses	148	3,945	3.8%	9.5%	9.5%	9.1%
% of FP17s Relating to Free Repair or Replacements	29	3,945	0.7%	0.5%	0.6%	0.8%
% of FP17s Relating to Continuations	17	3,945	0.4%	0.8%	0.8%	0.9%
% of Patients satisfied with the dentistry they have received	0	0	N/A	92.4%	92.4%	92.5%
% of Patients satisfied with the time they had to wait for an appointment	0	0	N/A	88.4%	86.3%	87.0%

* This is based on patients treated on this contract for their most recent course of treatment. Figures in italics indicate the base number of FP17s or Patient Questionnaire responses are less than 100. N/A is shown where the base number of responses is less than 10 during the period. % is calculated as Quantity/Base number*100

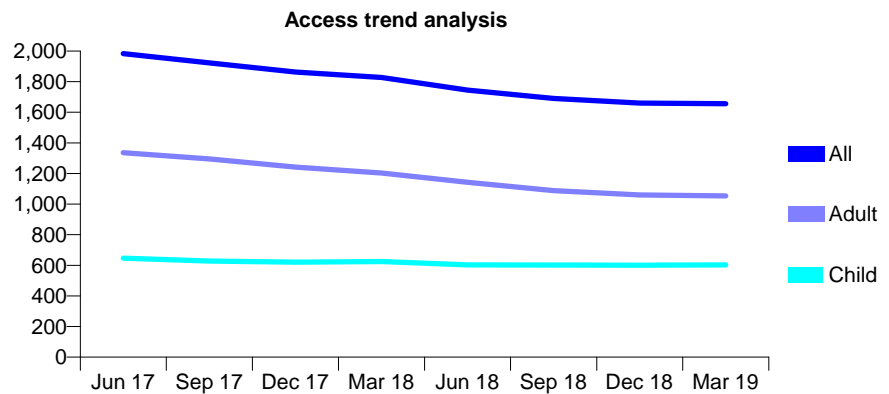
Q68 - Vital Signs At a Glance Contract Report for 741736/0001 - Year end March 2019

Name or company name	Gatehouse Dental Partnership
Contract type name	GDS Contract
Purpose of contract	General
Contract start date	01/04/2006
Contract end date	

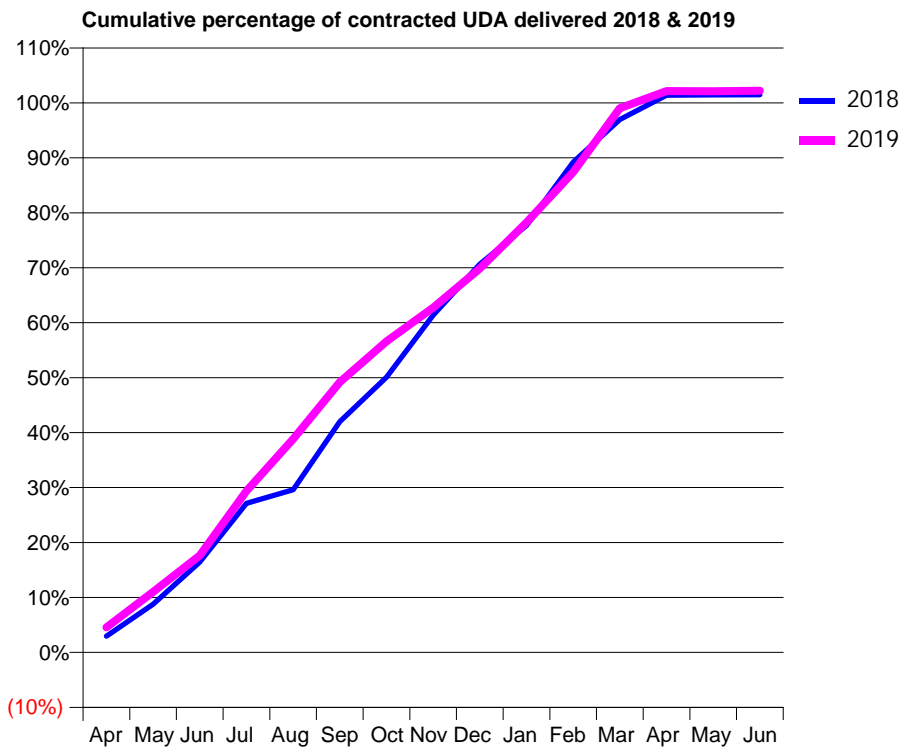
18/19 Contracted general activity (UDA)	5,167
Carry forward general activity (UDA)	0
18/19 Contracted orthodontic activity (UOA)	0
Carry forward orthodontic activity (UOA)	0
Baseline contract value	£143,460.67

ACCESS*

Patients seen in 24 months	Total	Change since previous quarter
Quarter ending March 2018	1,828	
Quarter ending June 2018	1,745	↓
Quarter ending September 2018	1,690	↓
Quarter ending December 2018	1,661	↓
Quarter ending March 2019	1,656	→
Variance since March 2018	(9.4%)	↓



ACTIVITY



Month	2018	2019
April	152	236
May	454	570
June	849	911
July	1,401	1,518
August	1,529	2,006
September	2,170	2,541
October	2,587	2,924
November	3,172	3,242
December	3,649	3,609
January	4,015	4,042
February	4,610	4,515
March	5,009	5,117
April	5,238	5,278
May	5,242	5,277
June	5,243	5,280

QUALITY

	Quantity	Base Number	Contract	AT	Region	England
% of FP17s for the same patient ID Re-attending within 3 months - Children	20	951	2.1%	9.6%	11.3%	11.8%
% of FP17s for the same patient ID Re-attending within 3 months - Adults	78	1,518	5.1%	15.2%	15.4%	15.7%
% of FP17s for the same patient ID Re-attending between 3 & 9 months - Children	665	951	69.9%	60.2%	61.3%	58.9%
% of FP17s for the same patient ID Re-attending between 3 & 9 months - Adults	1,130	1,518	74.4%	51.3%	52.1%	50.8%
% of FP17s for Band 1 Urgent Courses	56	2,420	2.3%	9.5%	9.5%	9.1%
% of FP17s Relating to Free Repair or Replacements	1	2,420	0.0%	0.5%	0.6%	0.8%
% of FP17s Relating to Continuations	5	2,420	0.2%	0.8%	0.8%	0.9%
% of Patients satisfied with the dentistry they have received	1	1	N/A	92.4%	92.4%	92.5%
% of Patients satisfied with the time they had to wait for an appointment	1	1	N/A	88.4%	86.3%	87.0%

* This is based on patients treated on this contract for their most recent course of treatment. Figures in italics indicate the base number of FP17s or Patient Questionnaire responses are less than 100. N/A is shown where the base number of responses is less than 10 during the period. % is calculated as Quantity/Base number*100

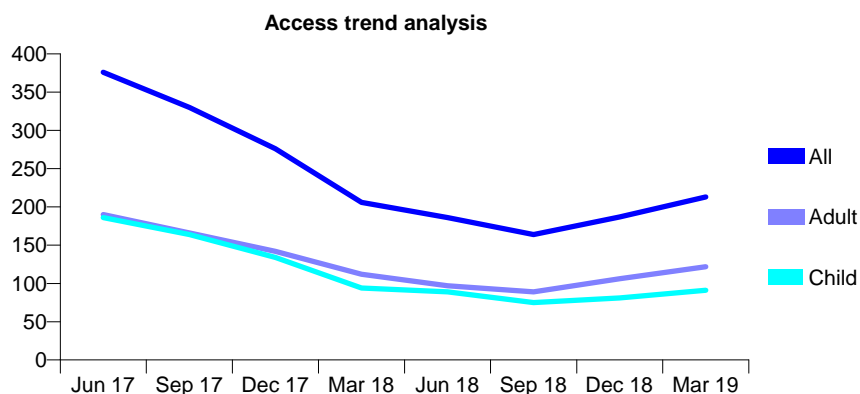
Q68 - Vital Signs At a Glance Contract Report for 742430/0002 - Year end March 2019

Name or company name	Alpha Dental Care
Contract type name	GDS Contract
Purpose of contract	General
Contract start date	04/07/2011
Contract end date	

18/19 Contracted general activity (UDA)	1,500
Carry forward general activity (UDA)	0
18/19 Contracted orthodontic activity (UOA)	0
Carry forward orthodontic activity (UOA)	0
Baseline contract value	£33,465.33

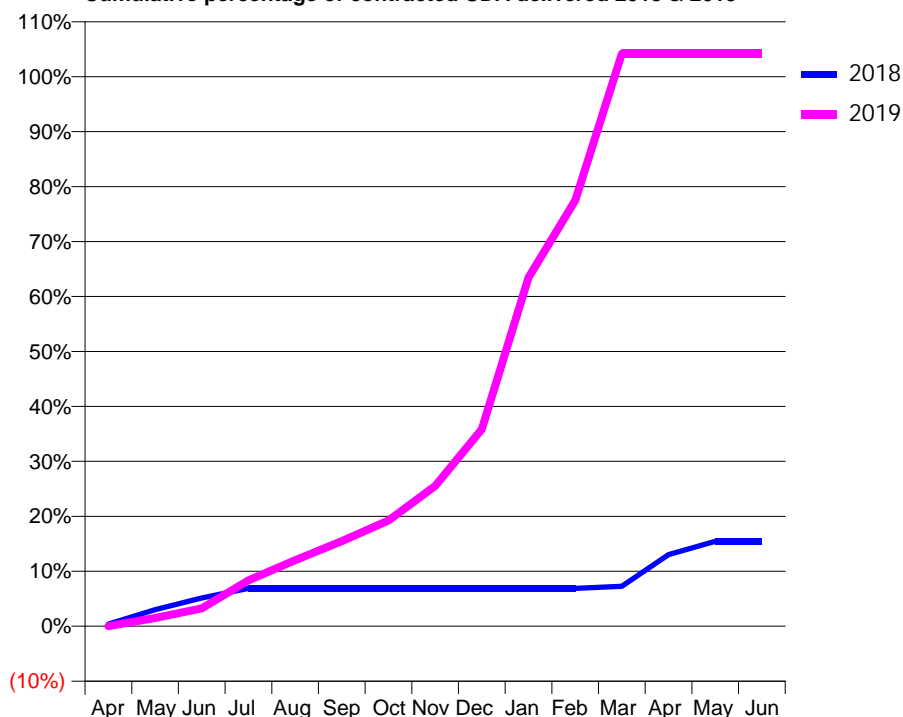
ACCESS*

Patients seen in 24 months	Total	Change since previous quarter
Quarter ending March 2018	206	
Quarter ending June 2018	186	↓
Quarter ending September 2018	164	↓
Quarter ending December 2018	187	↑
Quarter ending March 2019	213	↑
Variance since March 2018	3.4%	↑



ACTIVITY

Cumulative percentage of contracted UDA delivered 2018 & 2019



Adjusted Scheduled Activity (UDA)

Month	2018	2019
April	6	0
May	45	22
June	77	49
July	103	125
August	103	180
September	103	232
October	103	289
November	103	383
December	103	537
January	103	952
February	103	1,162
March	109	1,562
April	196	1,562
May	232	1,562
June	232	1,562

QUALITY

	Quantity	Base Number	Contract	AT	Region	England
% of FP17s for the same patient ID Re-attending within 3 months - Children	13	140	9.3%	9.6%	11.3%	11.8%
% of FP17s for the same patient ID Re-attending within 3 months - Adults	44	204	21.6%	15.2%	15.4%	15.7%
% of FP17s for the same patient ID Re-attending between 3 & 9 months - Children	20	140	14.3%	60.2%	61.3%	58.9%
% of FP17s for the same patient ID Re-attending between 3 & 9 months - Adults	27	204	13.2%	51.3%	52.1%	50.8%
% of FP17s for Band 1 Urgent Courses	17	299	5.7%	9.5%	9.5%	9.1%
% of FP17s Relating to Free Repair or Replacements	1	299	0.3%	0.5%	0.6%	0.8%
% of FP17s Relating to Continuations	5	299	1.7%	0.8%	0.8%	0.9%
% of Patients satisfied with the dentistry they have received	0	0	N/A	92.4%	92.4%	92.5%
% of Patients satisfied with the time they had to wait for an appointment	0	0	N/A	88.4%	86.3%	87.0%

* This is based on patients treated on this contract for their most recent course of treatment.

Figures in italics indicate the base number of FP17s or Patient Questionnaire responses are less than 100. N/A is shown where the base number of responses is less than 10 during the period. % is calculated as Quantity/Base number*100

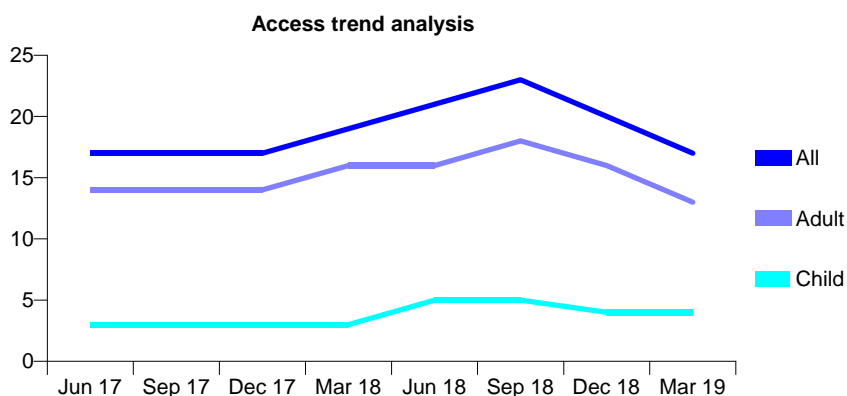
Q68 - Vital Signs At a Glance Contract Report for 745022/0003 - Year end March 2019

Name or company name	MR NH DOUGLAS
Contract type name	GDS Contract
Purpose of contract	General
Contract start date	01/04/2006
Contract end date	

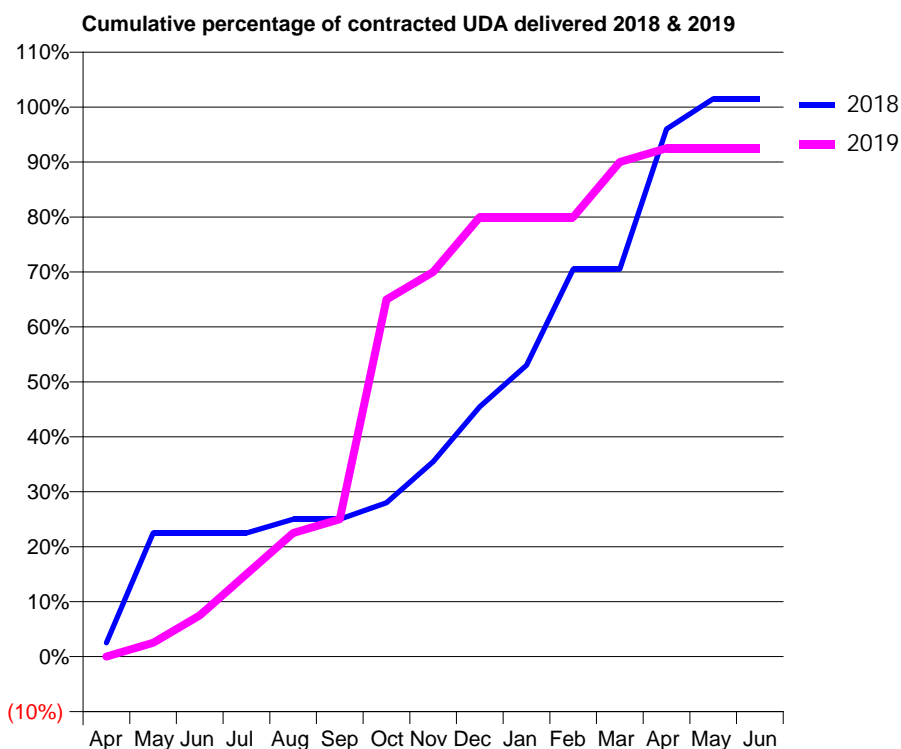
18/19 Contracted general activity (UDA)	40
Carry forward general activity (UDA)	0
18/19 Contracted orthodontic activity (UOA)	0
Carry forward orthodontic activity (UOA)	0
Baseline contract value	£1,155.16

ACCESS*

Patients seen in 24 months	Total	Change since previous quarter
Quarter ending March 2018	19	
Quarter ending June 2018	21	↑
Quarter ending September 2018	23	↑
Quarter ending December 2018	20	↓
Quarter ending March 2019	17	↓
Variance since March 2018	(10.5%)	↓



ACTIVITY



Month	Adjusted Scheduled Activity (UDA)	
	2018	2019
April	1	0
May	9	1
June	9	3
July	9	6
August	10	9
September	10	10
October	11	26
November	14	28
December	18	32
January	21	32
February	28	32
March	28	36
April	38	37
May	41	37
June	41	37

QUALITY

	Quantity	Base Number	Contract	AT	Region	England
% of FP17s for the same patient ID Re-attending within 3 months - Children	0	7	0.0%	9.6%	11.3%	11.8%
% of FP17s for the same patient ID Re-attending within 3 months - Adults	1	15	6.7%	15.2%	15.4%	15.7%
% of FP17s for the same patient ID Re-attending between 3 & 9 months - Children	2	7	28.6%	60.2%	61.3%	58.9%
% of FP17s for the same patient ID Re-attending between 3 & 9 months - Adults	5	15	33.3%	51.3%	52.1%	50.8%
% of FP17s for Band 1 Urgent Courses	0	16	0.0%	9.5%	9.5%	9.1%
% of FP17s Relating to Free Repair or Replacements	0	16	0.0%	0.5%	0.6%	0.8%
% of FP17s Relating to Continuations	0	16	0.0%	0.8%	0.8%	0.9%
% of Patients satisfied with the dentistry they have received	0	0	N/A	92.4%	92.4%	92.5%
% of Patients satisfied with the time they had to wait for an appointment	0	0	N/A	88.4%	86.3%	87.0%

* This is based on patients treated on this contract for their most recent course of treatment. Figures in italics indicate the base number of FP17s or Patient Questionnaire responses are less than 100. N/A is shown where the base number of responses is less than 10 during the period. % is calculated as Quantity/Base number*100

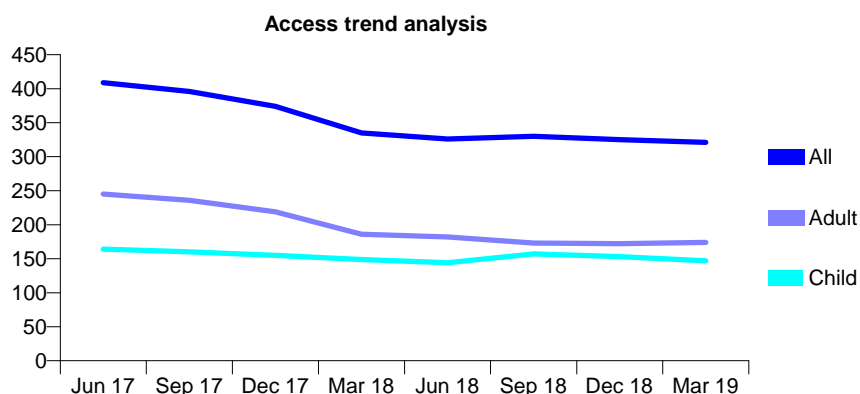
Q68 - Vital Signs At a Glance Contract Report for 745197/0001 - Year end March 2019

Name or company name	MR MA LUNN
Contract type name	GDS Contract
Purpose of contract	General
Contract start date	01/04/2006
Contract end date	

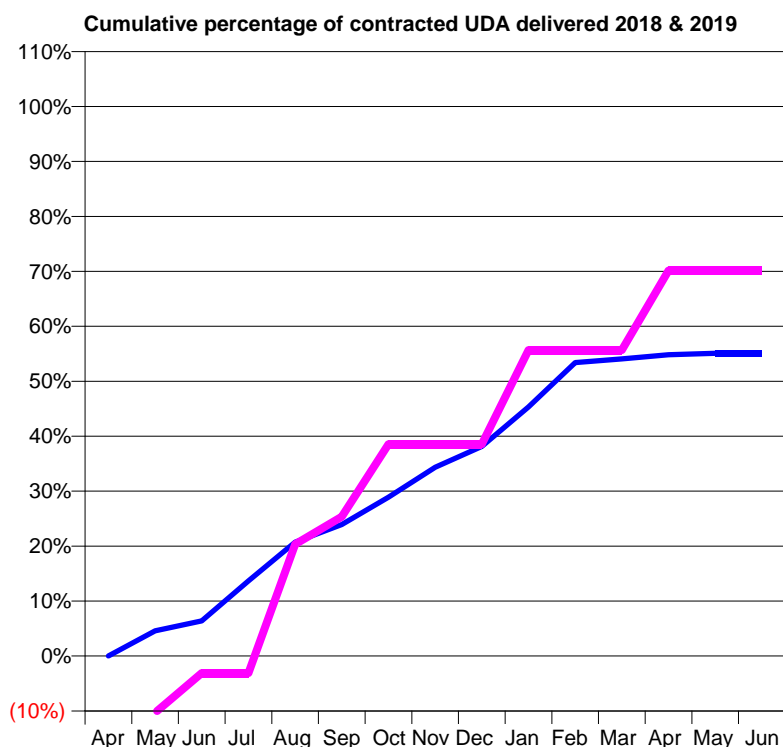
18/19 Contracted general activity (UDA)	900
Carry forward general activity (UDA)	139
18/19 Contracted orthodontic activity (UOA)	0
Carry forward orthodontic activity (UOA)	0
Baseline contract value	£24,230.81

ACCESS*

Patients seen in 24 months	Total	Change since previous quarter
Quarter ending March 2018	335	
Quarter ending June 2018	326	↓
Quarter ending September 2018	330	→
Quarter ending December 2018	325	↓
Quarter ending March 2019	321	↓
Variance since March 2018	(4.2%)	↓



ACTIVITY



Month	Adjusted Scheduled Activity (UDA)	
	2018	2019
April	0	-101
May	61	-93
June	85	-28
July	182	-28
August	275	183
September	318	228
October	384	347
November	457	347
December	507	347
January	603	501
February	710	501
March	719	501
April	729	631
May	732	631
June	732	631

QUALITY

	Quantity	Base Number	Contract	AT	Region	England
% of FP17s for the same patient ID Re-attending within 3 months - Children	8	180	4.4%	9.6%	11.3%	11.8%
% of FP17s for the same patient ID Re-attending within 3 months - Adults	15	186	8.1%	15.2%	15.4%	15.7%
% of FP17s for the same patient ID Re-attending between 3 & 9 months - Children	90	180	50.0%	60.2%	61.3%	58.9%
% of FP17s for the same patient ID Re-attending between 3 & 9 months - Adults	70	186	37.6%	51.3%	52.1%	50.8%
% of FP17s for Band 1 Urgent Courses	29	453	6.4%	9.5%	9.5%	9.1%
% of FP17s Relating to Free Repair or Replacements	0	453	0.0%	0.5%	0.6%	0.8%
% of FP17s Relating to Continuations	2	453	0.4%	0.8%	0.8%	0.9%
% of Patients satisfied with the dentistry they have received	0	0	N/A	92.4%	92.4%	92.5%
% of Patients satisfied with the time they had to wait for an appointment	0	0	N/A	88.4%	86.3%	87.0%

* This is based on patients treated on this contract for their most recent course of treatment. Figures in italics indicate the base number of FP17s or Patient Questionnaire responses are less than 100. N/A is shown where the base number of responses is less than 10 during the period. % is calculated as Quantity/Base number*100

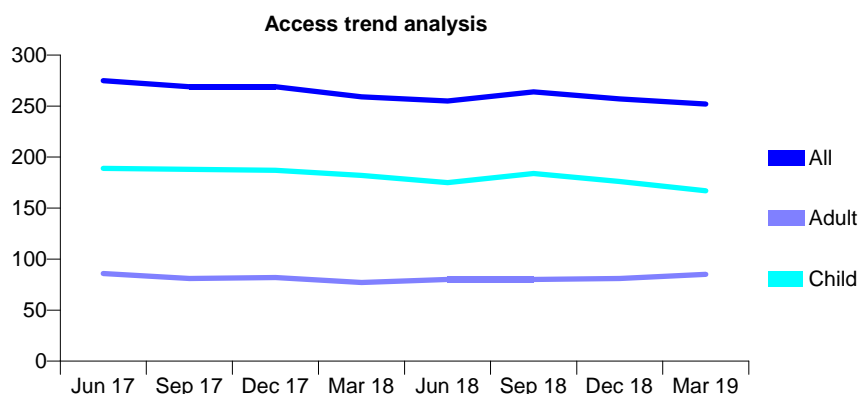
Q68 - Vital Signs At a Glance Contract Report for 745480/0001 - Year end March 2019

Name or company name	MR GH BURGESS
Contract type name	GDS Contract
Purpose of contract	General
Contract start date	01/04/2006
Contract end date	

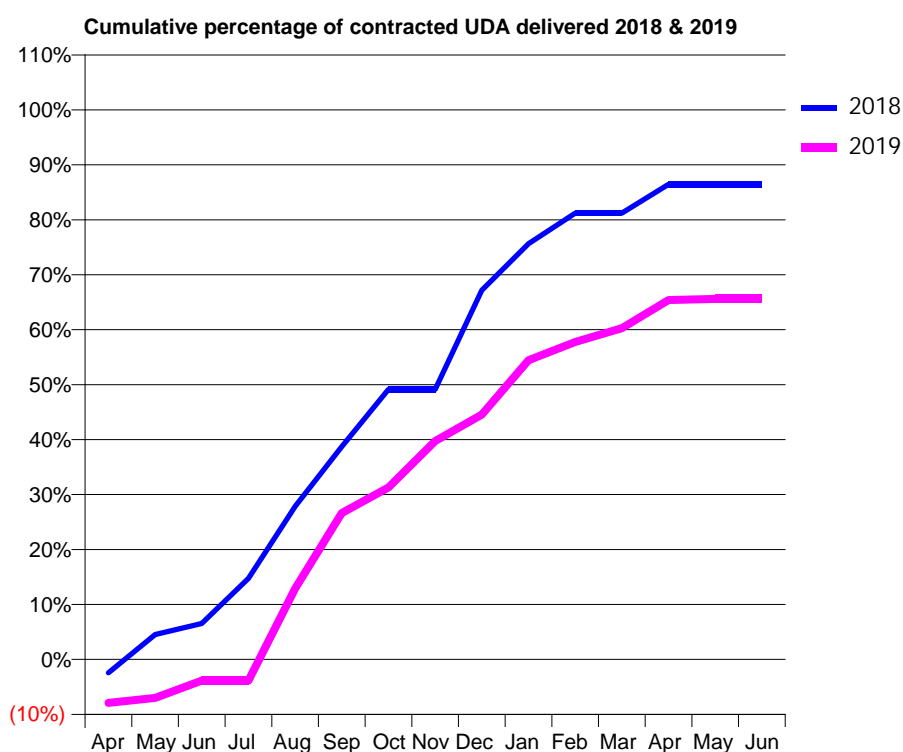
18/19 Contracted general activity (UDA)	450
Carry forward general activity (UDA)	61
18/19 Contracted orthodontic activity (UOA)	0
Carry forward orthodontic activity (UOA)	0
Baseline contract value	£10,048.39

ACCESS*

Patients seen in 24 months	Total	Change since previous quarter
Quarter ending March 2018	259	
Quarter ending June 2018	255	↓
Quarter ending September 2018	264	↑
Quarter ending December 2018	257	↓
Quarter ending March 2019	252	↓
Variance since March 2018	(2.7%)	↓



ACTIVITY



Month	Adjusted Scheduled Activity (UDA)	
	2018	2019
April	-11	-36
May	20	-32
June	29	-17
July	66	-17
August	125	58
September	174	120
October	221	141
November	221	179
December	302	200
January	340	245
February	365	260
March	365	271
April	389	294
May	389	295
June	389	295

QUALITY

	Quantity	Base Number	Contract	AT	Region	England
% of FP17s for the same patient ID Re-attending within 3 months - Children	1	200	0.5%	9.6%	11.3%	11.8%
% of FP17s for the same patient ID Re-attending within 3 months - Adults	3	83	3.6%	15.2%	15.4%	15.7%
% of FP17s for the same patient ID Re-attending between 3 & 9 months - Children	96	200	48.0%	60.2%	61.3%	58.9%
% of FP17s for the same patient ID Re-attending between 3 & 9 months - Adults	10	83	12.0%	51.3%	52.1%	50.8%
% of FP17s for Band 1 Urgent Courses	20	287	7.0%	9.5%	9.5%	9.1%
% of FP17s Relating to Free Repair or Replacements	0	287	0.0%	0.5%	0.6%	0.8%
% of FP17s Relating to Continuations	0	287	0.0%	0.8%	0.8%	0.9%
% of Patients satisfied with the dentistry they have received	0	0	N/A	92.4%	92.4%	92.5%
% of Patients satisfied with the time they had to wait for an appointment	0	0	N/A	88.4%	86.3%	87.0%

* This is based on patients treated on this contract for their most recent course of treatment. Figures in italics indicate the base number of FP17s or Patient Questionnaire responses are less than 100. N/A is shown where the base number of responses is less than 10 during the period. % is calculated as Quantity/Base number*100

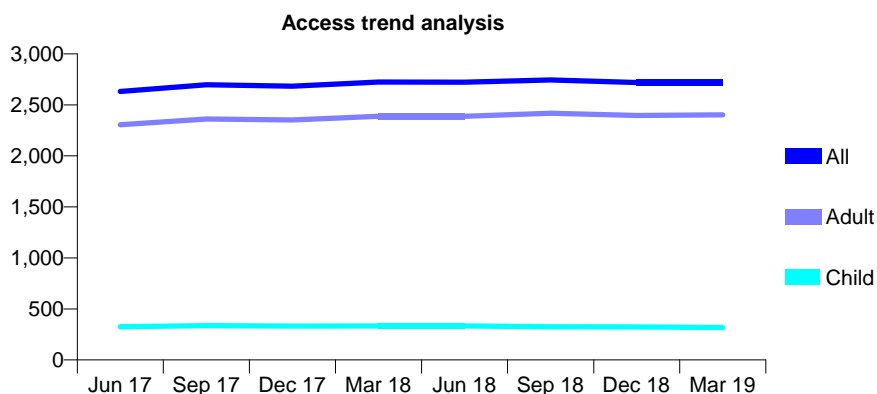
Q68 - Vital Signs At a Glance Contract Report for 748943/0001 - Year end March 2019

Name or company name	MR JD BRODERICK
Contract type name	GDS Contract
Purpose of contract	General and Orthodontic
Contract start date	01/04/2006
Contract end date	

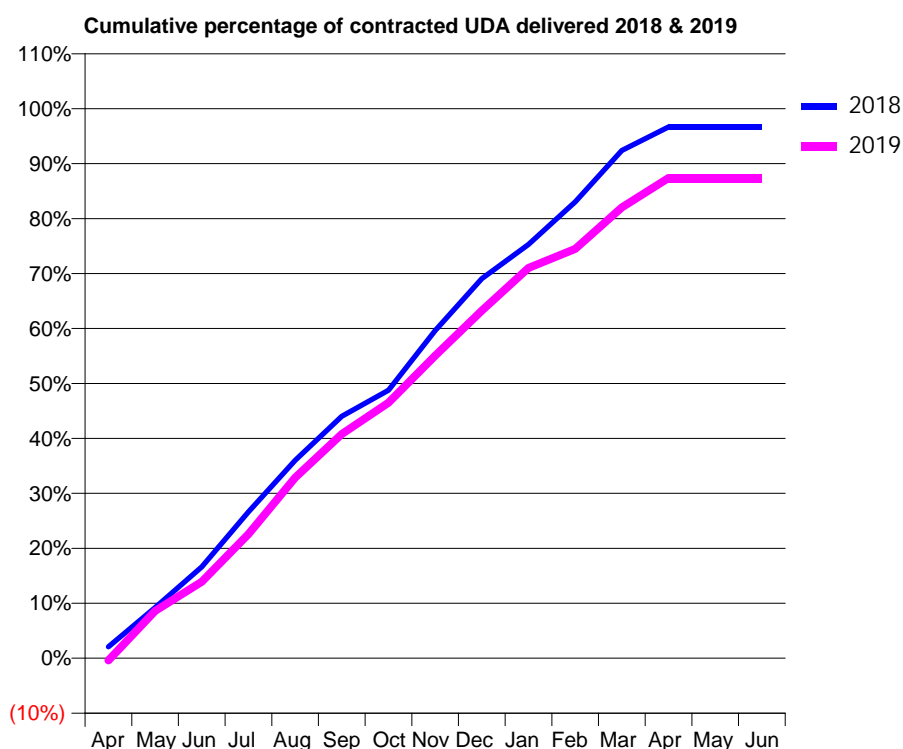
18/19 Contracted general activity (UDA)	9,070
Carry forward general activity (UDA)	302
18/19 Contracted orthodontic activity (UOA)	336
Carry forward orthodontic activity (UOA)	0
Baseline contract value	£236,401.04

ACCESS*

Patients seen in 24 months	Total	Change since previous quarter
Quarter ending March 2018	2,723	
Quarter ending June 2018	2,722	→
Quarter ending September 2018	2,744	→
Quarter ending December 2018	2,719	→
Quarter ending March 2019	2,719	→
Variance since March 2018	(0.1%)	→



ACTIVITY



Adjusted Scheduled Activity (UDA)		
Month	2018	2019
April	190	-38
May	838	780
June	1,507	1,262
July	2,417	2,048
August	3,266	2,982
September	3,992	3,699
October	4,423	4,218
November	5,408	4,992
December	6,265	5,737
January	6,828	6,441
February	7,530	6,756
March	8,381	7,440
April	8,767	7,924
May	8,767	7,924
June	8,767	7,924

QUALITY

	Quantity	Base Number	Contract	AT	Region	England
% of FP17s for the same patient ID Re-attending within 3 months - Children	17	411	4.1%	9.6%	11.3%	11.8%
% of FP17s for the same patient ID Re-attending within 3 months - Adults	369	3,362	11.0%	15.2%	15.4%	15.7%
% of FP17s for the same patient ID Re-attending between 3 & 9 months - Children	234	411	56.9%	60.2%	61.3%	58.9%
% of FP17s for the same patient ID Re-attending between 3 & 9 months - Adults	2,023	3,362	60.2%	51.3%	52.1%	50.8%
% of FP17s for Band 1 Urgent Courses	185	3,825	4.8%	9.5%	9.5%	9.1%
% of FP17s Relating to Free Repair or Replacements	17	3,825	0.4%	0.5%	0.6%	0.8%
% of FP17s Relating to Continuations	75	3,825	2.0%	0.8%	0.8%	0.9%
% of Patients satisfied with the dentistry they have received	3	3	N/A	92.4%	92.4%	92.5%
% of Patients satisfied with the time they had to wait for an appointment	3	3	N/A	88.4%	86.3%	87.0%

* This is based on patients treated on this contract for their most recent course of treatment.

Figures in italics indicate the base number of FP17s or Patient Questionnaire responses are less than 100. N/A is shown where the base number of responses is less than 10 during the period. % is calculated as Quantity/Base number*100

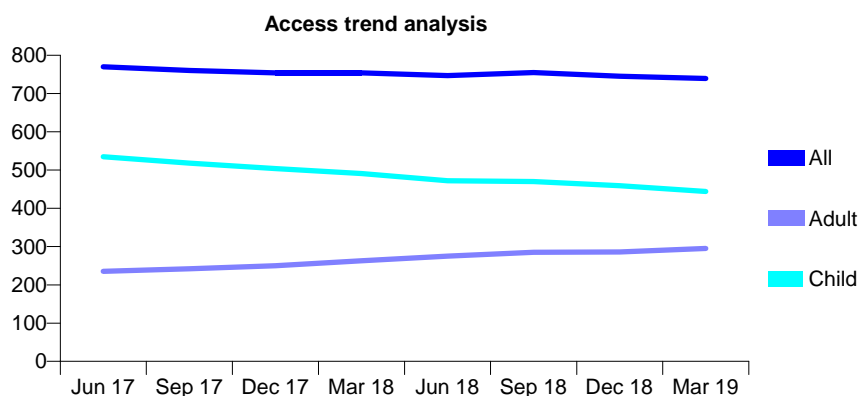
Q68 - Vital Signs At a Glance Contract Report for 748978/0001 - Year end March 2019

Name or company name	MISS EH BLIGNAUT
Contract type name	GDS Contract
Purpose of contract	General
Contract start date	01/04/2006
Contract end date	

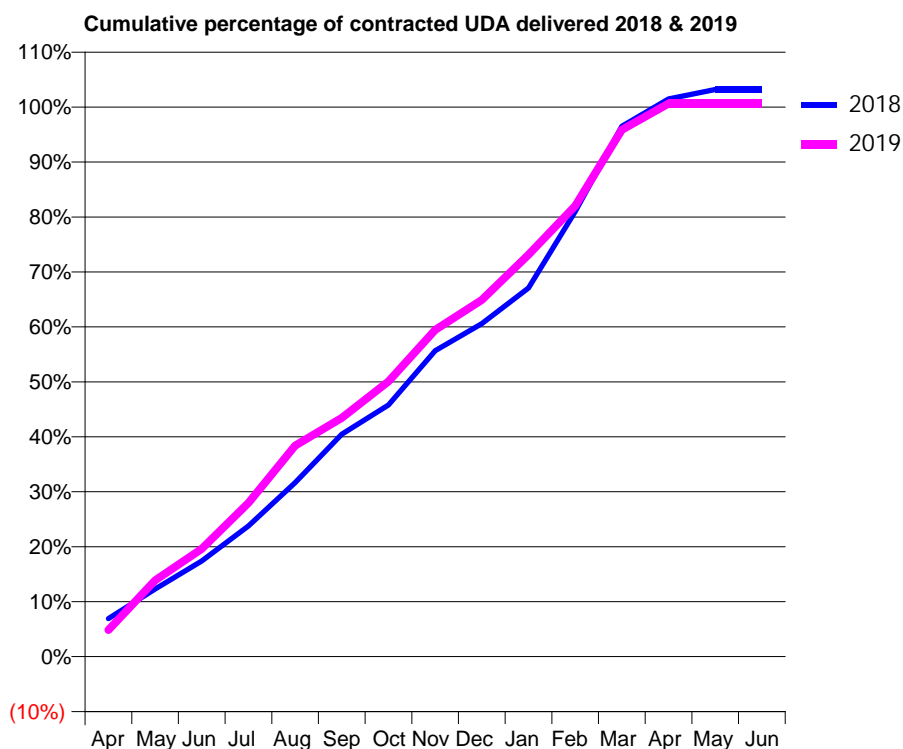
18/19 Contracted general activity (UDA)	1,733
Carry forward general activity (UDA)	0
18/19 Contracted orthodontic activity (UOA)	0
Carry forward orthodontic activity (UOA)	0
Baseline contract value	£70,938.18

ACCESS*

Patients seen in 24 months	Total	Change since previous quarter
Quarter ending March 2018	754	
Quarter ending June 2018	747	→
Quarter ending September 2018	755	→
Quarter ending December 2018	745	↓
Quarter ending March 2019	739	→
Variance since March 2018	(2.0%)	↓



ACTIVITY



Month	Adjusted Scheduled Activity (UDA)	
	2018	2019
April	120	84
May	213	241
June	302	340
July	412	485
August	549	665
September	701	753
October	794	868
November	965	1,030
December	1,050	1,125
January	1,162	1,267
February	1,404	1,422
March	1,672	1,661
April	1,758	1,744
May	1,788	1,744
June	1,788	1,744

QUALITY

	Quantity	Base Number	Contract	AT	Region	England
% of FP17s for the same patient ID Re-attending within 3 months - Children	60	711	8.4%	9.6%	11.3%	11.8%
% of FP17s for the same patient ID Re-attending within 3 months - Adults	32	266	12.0%	15.2%	15.4%	15.7%
% of FP17s for the same patient ID Re-attending between 3 & 9 months - Children	432	711	60.8%	60.2%	61.3%	58.9%
% of FP17s for the same patient ID Re-attending between 3 & 9 months - Adults	113	266	42.5%	51.3%	52.1%	50.8%
% of FP17s for Band 1 Urgent Courses	33	977	3.4%	9.5%	9.5%	9.1%
% of FP17s Relating to Free Repair or Replacements	0	977	0.0%	0.5%	0.6%	0.8%
% of FP17s Relating to Continuations	0	977	0.0%	0.8%	0.8%	0.9%
% of Patients satisfied with the dentistry they have received	0	0	N/A	92.4%	92.4%	92.5%
% of Patients satisfied with the time they had to wait for an appointment	0	0	N/A	88.4%	86.3%	87.0%

* This is based on patients treated on this contract for their most recent course of treatment. Figures in italics indicate the base number of FP17s or Patient Questionnaire responses are less than 100. N/A is shown where the base number of responses is less than 10 during the period. % is calculated as Quantity/Base number*100

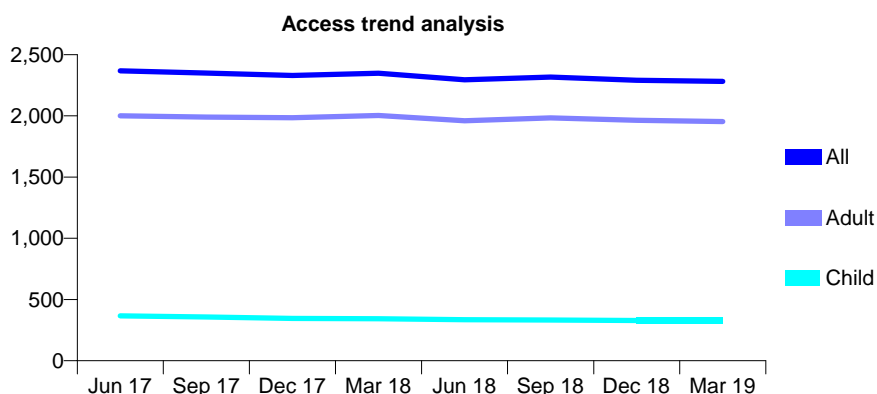
Q68 - Vital Signs At a Glance Contract Report for 754358/0001 - Year end March 2019

Name or company name	MR TE CRONIN
Contract type name	GDS Contract
Purpose of contract	General
Contract start date	01/04/2006
Contract end date	

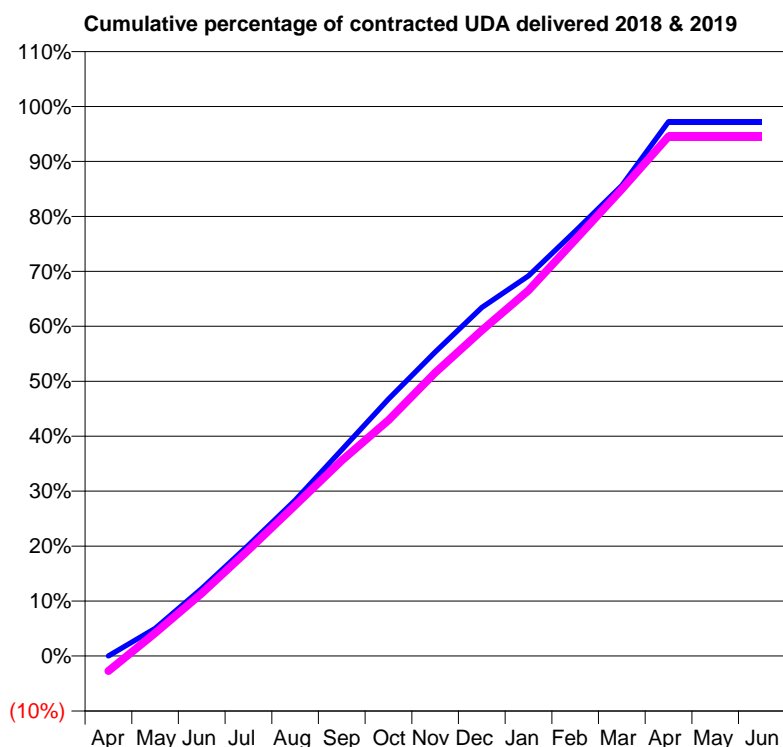
18/19 Contracted general activity (UDA)	9,110
Carry forward general activity (UDA)	252
18/19 Contracted orthodontic activity (UOA)	0
Carry forward orthodontic activity (UOA)	0
Baseline contract value	£224,430.65

ACCESS*

Patients seen in 24 months	Total	Change since previous quarter
Quarter ending March 2018	2,348	
Quarter ending June 2018	2,295	↓
Quarter ending September 2018	2,316	→
Quarter ending December 2018	2,291	↓
Quarter ending March 2019	2,282	→
Variance since March 2018	(2.8%)	↓



ACTIVITY



Month	Adjusted Scheduled Activity (UDA)	
	2018	2019
April	0	-252
May	458	382
June	1,117	1,037
July	1,838	1,758
August	2,583	2,497
September	3,418	3,239
October	4,259	3,910
November	5,040	4,697
December	5,777	5,398
January	6,302	6,062
February	7,041	6,900
March	7,799	7,739
April	8,857	8,614
May	8,857	8,614
June	8,857	8,614

QUALITY

	Quantity	Base Number	Contract	AT	Region	England
% of FP17s for the same patient ID Re-attending within 3 months - Children	19	455	4.2%	9.6%	11.3%	11.8%
% of FP17s for the same patient ID Re-attending within 3 months - Adults	377	3,098	12.2%	15.2%	15.4%	15.7%
% of FP17s for the same patient ID Re-attending between 3 & 9 months - Children	248	455	54.5%	60.2%	61.3%	58.9%
% of FP17s for the same patient ID Re-attending between 3 & 9 months - Adults	1,947	3,098	62.8%	51.3%	52.1%	50.8%
% of FP17s for Band 1 Urgent Courses	185	3,436	5.4%	9.5%	9.5%	9.1%
% of FP17s Relating to Free Repair or Replacements	21	3,436	0.6%	0.5%	0.6%	0.8%
% of FP17s Relating to Continuations	80	3,436	2.3%	0.8%	0.8%	0.9%
% of Patients satisfied with the dentistry they have received	1	1	N/A	92.4%	92.4%	92.5%
% of Patients satisfied with the time they had to wait for an appointment	1	1	N/A	88.4%	86.3%	87.0%

* This is based on patients treated on this contract for their most recent course of treatment. Figures in italics indicate the base number of FP17s or Patient Questionnaire responses are less than 100. N/A is shown where the base number of responses is less than 10 during the period. % is calculated as Quantity/Base number*100

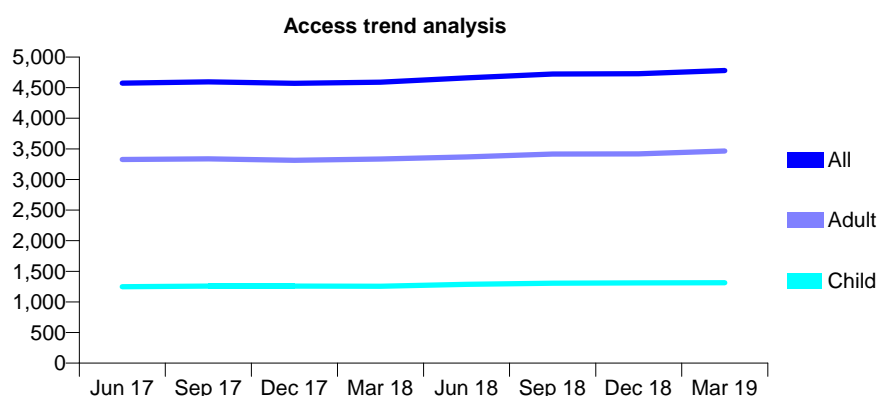
Q68 - Vital Signs At a Glance Contract Report for 755389/0001 - Year end March 2019

Name or company name	MR SD KELL
Contract type name	GDS Contract
Purpose of contract	General
Contract start date	01/08/2007
Contract end date	

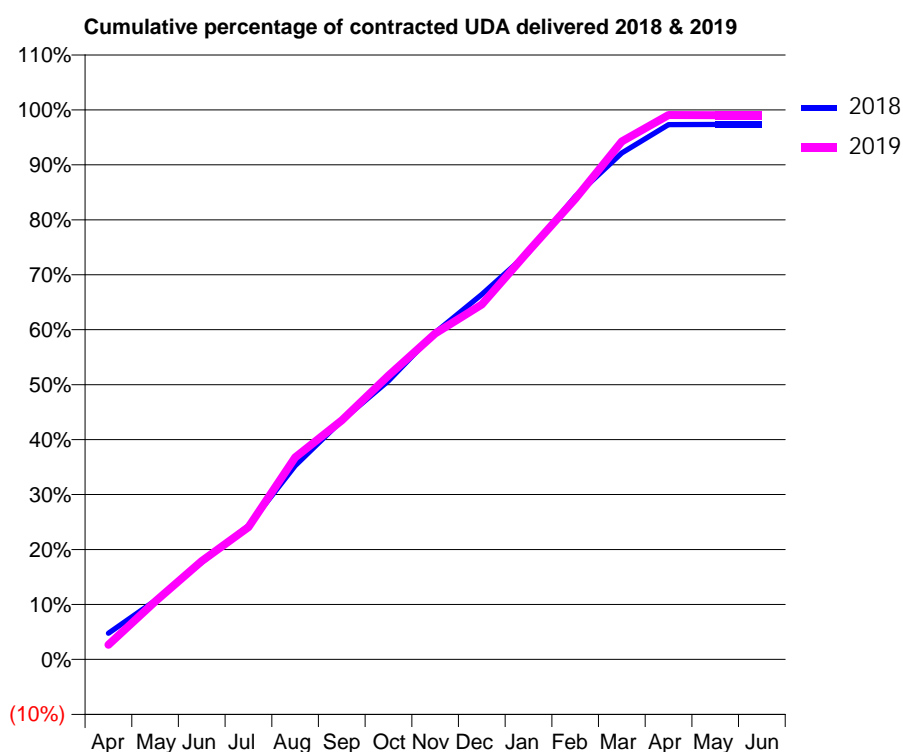
18/19 Contracted general activity (UDA)	12,216
Carry forward general activity (UDA)	324
18/19 Contracted orthodontic activity (UOA)	0
Carry forward orthodontic activity (UOA)	0
Baseline contract value	£296,224.93

ACCESS*

Patients seen in 24 months	Total	Change since previous quarter
Quarter ending March 2018	4,590	
Quarter ending June 2018	4,658	→
Quarter ending September 2018	4,723	→
Quarter ending December 2018	4,728	→
Quarter ending March 2019	4,780	→
Variance since March 2018	4.1%	↑



ACTIVITY



Month	Adjusted Scheduled Activity (UDA)	
	2018	2019
April	583	326
May	1,309	1,284
June	2,160	2,185
July	2,972	2,938
August	4,305	4,492
September	5,310	5,314
October	6,191	6,310
November	7,269	7,242
December	8,113	7,890
January	9,047	9,079
February	10,292	10,238
March	11,257	11,512
April	11,890	12,099
May	11,892	12,096
June	11,892	12,098

QUALITY

	Quantity	Base Number	Contract	AT	Region	England
% of FP17s for the same patient ID Re-attending within 3 months - Children	136	2,170	6.3%	9.6%	11.3%	11.8%
% of FP17s for the same patient ID Re-attending within 3 months - Adults	648	5,439	11.9%	15.2%	15.4%	15.7%
% of FP17s for the same patient ID Re-attending between 3 & 9 months - Children	1,488	2,170	68.6%	60.2%	61.3%	58.9%
% of FP17s for the same patient ID Re-attending between 3 & 9 months - Adults	3,544	5,439	65.2%	51.3%	52.1%	50.8%
% of FP17s for Band 1 Urgent Courses	339	6,634	5.1%	9.5%	9.5%	9.1%
% of FP17s Relating to Free Repair or Replacements	45	6,634	0.7%	0.5%	0.6%	0.8%
% of FP17s Relating to Continuations	14	6,634	0.2%	0.8%	0.8%	0.9%
% of Patients satisfied with the dentistry they have received	3	3	N/A	92.4%	92.4%	92.5%
% of Patients satisfied with the time they had to wait for an appointment	3	3	N/A	88.4%	86.3%	87.0%

* This is based on patients treated on this contract for their most recent course of treatment.

Figures in italics indicate the base number of FP17s or Patient Questionnaire responses are less than 100. N/A is shown where the base number of responses is less than 10 during the period. % is calculated as Quantity/Base number*100

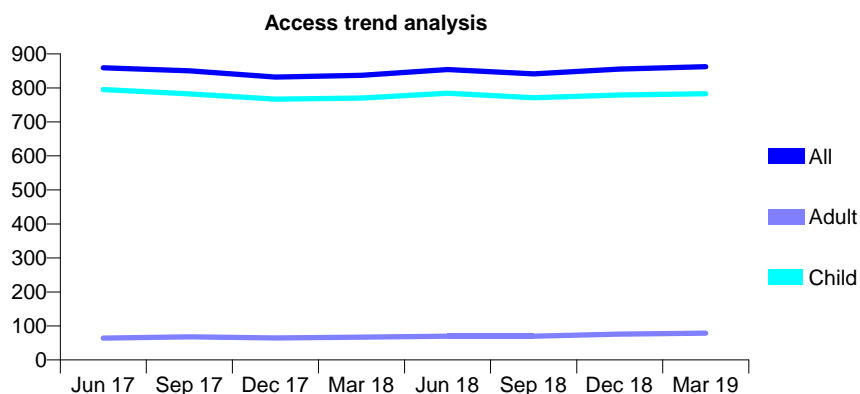
Q68 - Vital Signs At a Glance Contract Report for 762113/0001 - Year end March 2019

Name or company name	MR M SABAH
Contract type name	GDS Contract
Purpose of contract	General
Contract start date	01/04/2006
Contract end date	

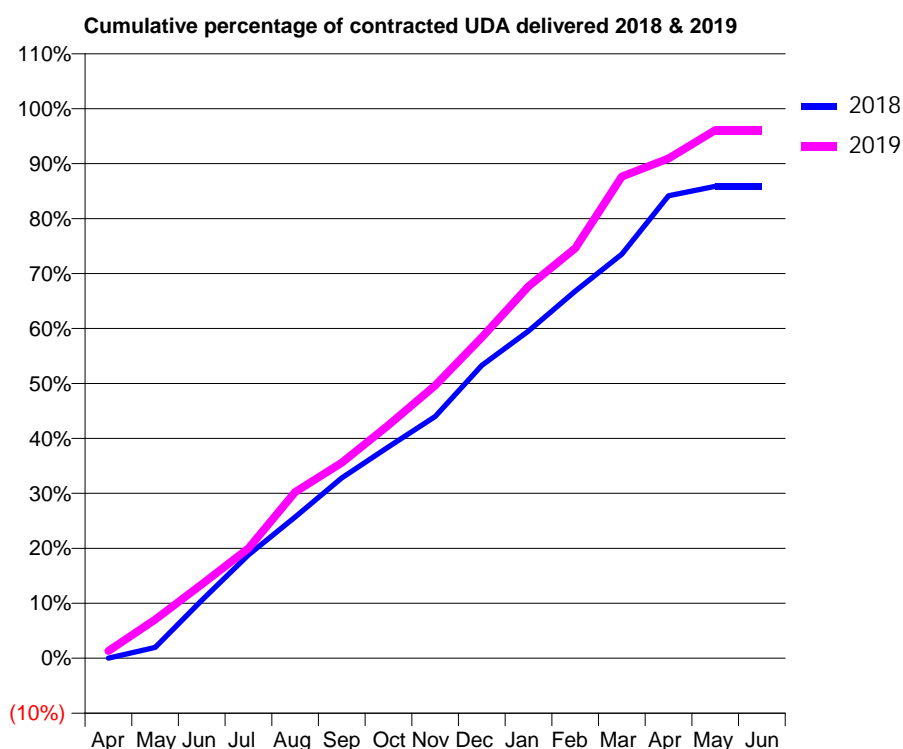
18/19 Contracted general activity (UDA)	1,500
Carry forward general activity (UDA)	0
18/19 Contracted orthodontic activity (UOA)	0
Carry forward orthodontic activity (UOA)	0
Baseline contract value	£32,294.99

ACCESS*

Patients seen in 24 months	Total	Change since previous quarter
Quarter ending March 2018	837	
Quarter ending June 2018	854	↑
Quarter ending September 2018	841	↓
Quarter ending December 2018	855	→
Quarter ending March 2019	862	→
Variance since March 2018	3.0%	↑



ACTIVITY



Month	Adjusted Scheduled Activity (UDA)	
	2018	2019
April	0	20
May	36	106
June	189	202
July	338	300
August	463	454
September	591	534
October	692	636
November	792	744
December	959	876
January	1,072	1,015
February	1,202	1,119
March	1,323	1,315
April	1,515	1,364
May	1,546	1,441
June	1,546	1,441

QUALITY

	Quantity	Base Number	Contract	AT	Region	England
% of FP17s for the same patient ID Re-attending within 3 months - Children	60	1,121	5.4%	9.6%	11.3%	11.8%
% of FP17s for the same patient ID Re-attending within 3 months - Adults	0	29	0.0%	15.2%	15.4%	15.7%
% of FP17s for the same patient ID Re-attending between 3 & 9 months - Children	670	1,121	59.8%	60.2%	61.3%	58.9%
% of FP17s for the same patient ID Re-attending between 3 & 9 months - Adults	19	29	65.5%	51.3%	52.1%	50.8%
% of FP17s for Band 1 Urgent Courses	43	1,087	4.0%	9.5%	9.5%	9.1%
% of FP17s Relating to Free Repair or Replacements	0	1,087	0.0%	0.5%	0.6%	0.8%
% of FP17s Relating to Continuations	0	1,087	0.0%	0.8%	0.8%	0.9%
% of Patients satisfied with the dentistry they have received	0	0	N/A	92.4%	92.4%	92.5%
% of Patients satisfied with the time they had to wait for an appointment	0	0	N/A	88.4%	86.3%	87.0%

* This is based on patients treated on this contract for their most recent course of treatment.

Figures in italics indicate the base number of FP17s or Patient Questionnaire responses are less than 100. N/A is shown where the base number of responses is less than 10 during the period. % is calculated as Quantity/Base number*100

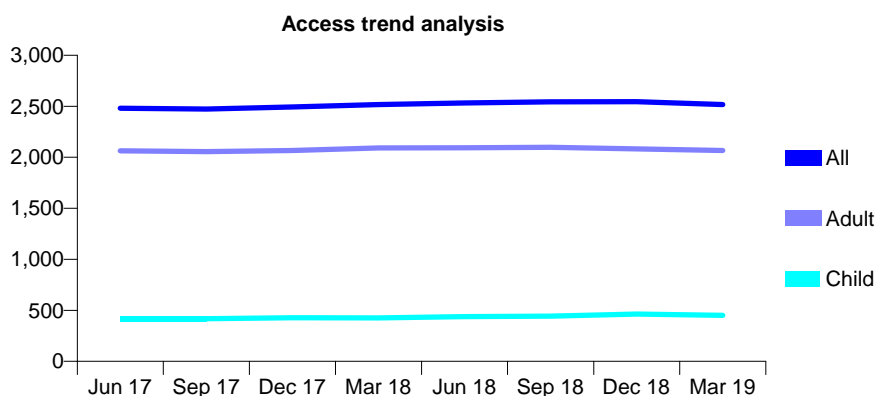
Q68 - Vital Signs At a Glance Contract Report for 762369/0001 - Year end March 2019

Name or company name	MR F DIRAKVAND
Contract type name	GDS Contract
Purpose of contract	General
Contract start date	01/04/2006
Contract end date	

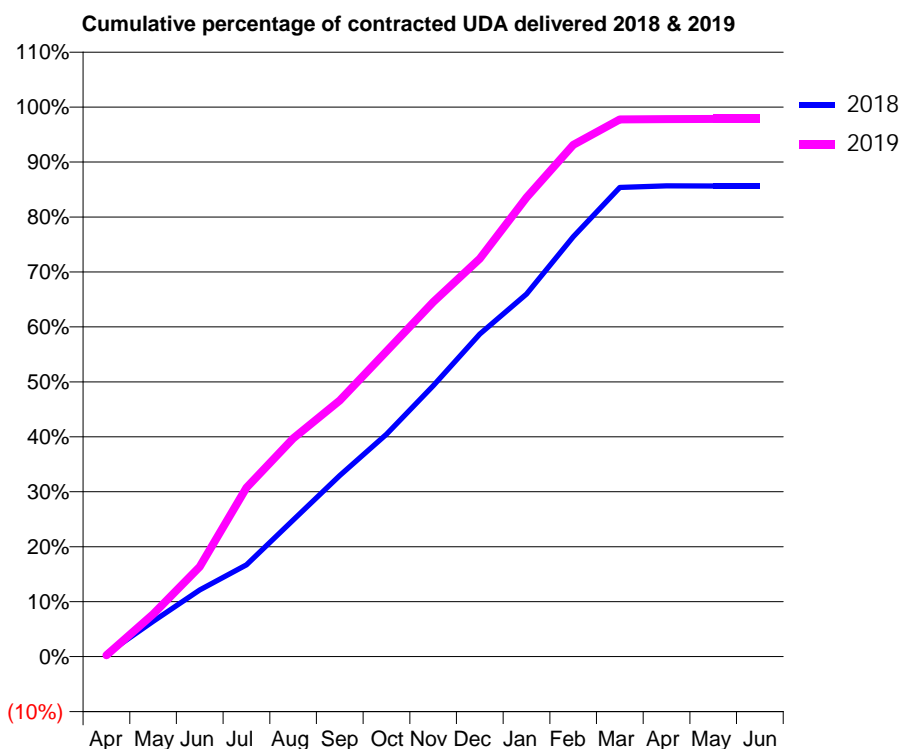
18/19 Contracted general activity (UDA)	8,356
Carry forward general activity (UDA)	0
18/19 Contracted orthodontic activity (UOA)	0
Carry forward orthodontic activity (UOA)	0
Baseline contract value	£211,971.85

ACCESS*

Patients seen in 24 months	Total	Change since previous quarter
Quarter ending March 2018	2,517	
Quarter ending June 2018	2,533	→
Quarter ending September 2018	2,543	→
Quarter ending December 2018	2,546	→
Quarter ending March 2019	2,517	↓
Variance since March 2018	0.0%	→



ACTIVITY



Month	Adjusted Scheduled Activity (UDA)	
	2018	2019
April	41	21
May	537	646
June	1,012	1,368
July	1,396	2,568
August	2,077	3,319
September	2,755	3,894
October	3,381	4,642
November	4,120	5,391
December	4,903	6,050
January	5,513	6,981
February	6,384	7,781
March	7,134	8,169
April	7,158	8,172
May	7,155	8,175
June	7,155	8,175

QUALITY

	Quantity	Base Number	Contract	AT	Region	England
% of FP17s for the same patient ID Re-attending within 3 months - Children	17	547	3.1%	9.6%	11.3%	11.8%
% of FP17s for the same patient ID Re-attending within 3 months - Adults	244	2,611	9.3%	15.2%	15.4%	15.7%
% of FP17s for the same patient ID Re-attending between 3 & 9 months - Children	302	547	55.2%	60.2%	61.3%	58.9%
% of FP17s for the same patient ID Re-attending between 3 & 9 months - Adults	1,534	2,611	58.8%	51.3%	52.1%	50.8%
% of FP17s for Band 1 Urgent Courses	122	3,159	3.9%	9.5%	9.5%	9.1%
% of FP17s Relating to Free Repair or Replacements	32	3,159	1.0%	0.5%	0.6%	0.8%
% of FP17s Relating to Continuations	0	3,159	0.0%	0.8%	0.8%	0.9%
% of Patients satisfied with the dentistry they have received	0	0	N/A	92.4%	92.4%	92.5%
% of Patients satisfied with the time they had to wait for an appointment	0	0	N/A	88.4%	86.3%	87.0%

* This is based on patients treated on this contract for their most recent course of treatment. Figures in italics indicate the base number of FP17s or Patient Questionnaire responses are less than 100. N/A is shown where the base number of responses is less than 10 during the period. % is calculated as Quantity/Base number*100

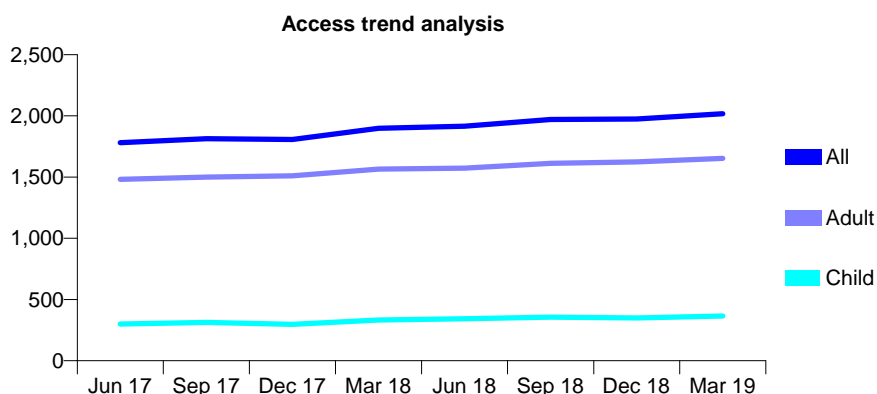
Q68 - Vital Signs At a Glance Contract Report for 763233/0001 - Year end March 2019

Name or company name	MR H MOTAMEDI
Contract type name	GDS Contract
Purpose of contract	General
Contract start date	01/04/2006
Contract end date	

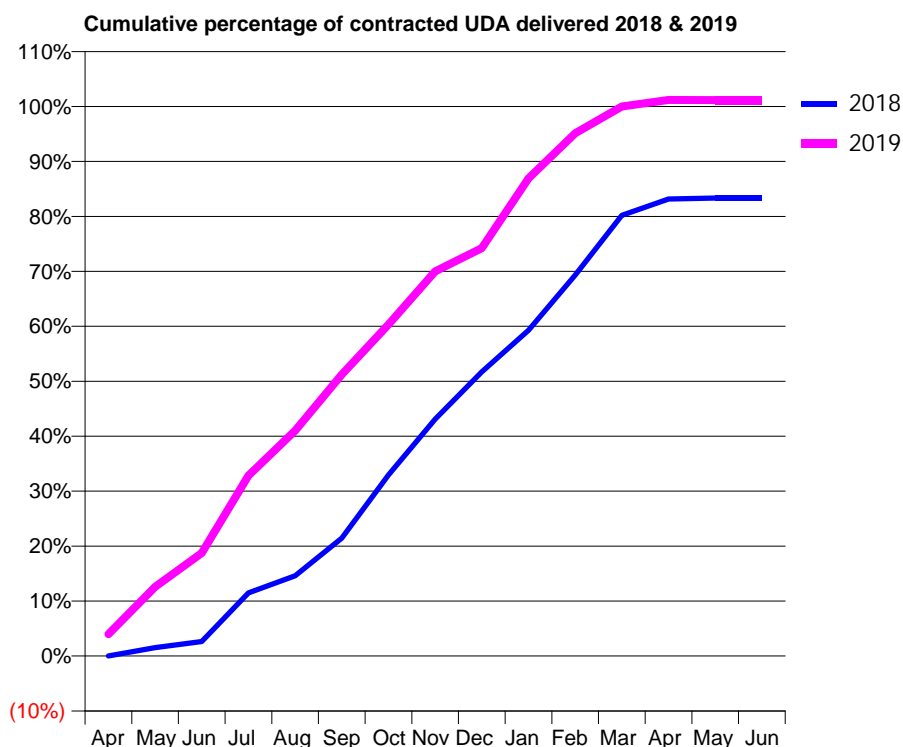
18/19 Contracted general activity (UDA)	7,159
Carry forward general activity (UDA)	0
18/19 Contracted orthodontic activity (UOA)	0
Carry forward orthodontic activity (UOA)	0
Baseline contract value	£181,880.18

ACCESS*

Patients seen in 24 months	Total	Change since previous quarter
Quarter ending March 2018	1,898	
Quarter ending June 2018	1,916	→
Quarter ending September 2018	1,970	↑
Quarter ending December 2018	1,974	→
Quarter ending March 2019	2,018	↑
Variance since March 2018	6.3%	↑



ACTIVITY



Month	Adjusted Scheduled Activity (UDA)	
	2018	2019
April	0	286
May	111	903
June	188	1,342
July	823	2,352
August	1,046	2,937
September	1,535	3,667
October	2,359	4,318
November	3,087	5,011
December	3,702	5,313
January	4,243	6,222
February	4,962	6,812
March	5,740	7,159
April	5,952	7,243
May	5,965	7,241
June	5,966	7,241

QUALITY

	Quantity	Base Number	Contract	AT	Region	England
% of FP17s for the same patient ID Re-attending within 3 months - Children	22	494	4.5%	9.6%	11.3%	11.8%
% of FP17s for the same patient ID Re-attending within 3 months - Adults	159	2,114	7.5%	15.2%	15.4%	15.7%
% of FP17s for the same patient ID Re-attending between 3 & 9 months - Children	240	494	48.6%	60.2%	61.3%	58.9%
% of FP17s for the same patient ID Re-attending between 3 & 9 months - Adults	1,187	2,114	56.1%	51.3%	52.1%	50.8%
% of FP17s for Band 1 Urgent Courses	74	2,590	2.9%	9.5%	9.5%	9.1%
% of FP17s Relating to Free Repair or Replacements	5	2,590	0.2%	0.5%	0.6%	0.8%
% of FP17s Relating to Continuations	7	2,590	0.3%	0.8%	0.8%	0.9%
% of Patients satisfied with the dentistry they have received	2	2	N/A	92.4%	92.4%	92.5%
% of Patients satisfied with the time they had to wait for an appointment	2	2	N/A	88.4%	86.3%	87.0%

* This is based on patients treated on this contract for their most recent course of treatment. Figures in italics indicate the base number of FP17s or Patient Questionnaire responses are less than 100. N/A is shown where the base number of responses is less than 10 during the period. % is calculated as Quantity/Base number*100

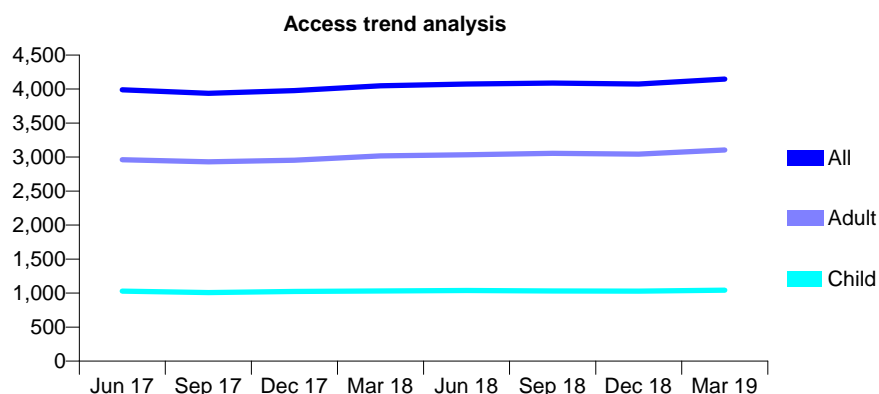
Q68 - Vital Signs At a Glance Contract Report for 763535/0002 - Year end March 2019

Name or company name	MR A SAMI
Contract type name	GDS Contract
Purpose of contract	General
Contract start date	01/12/2006
Contract end date	

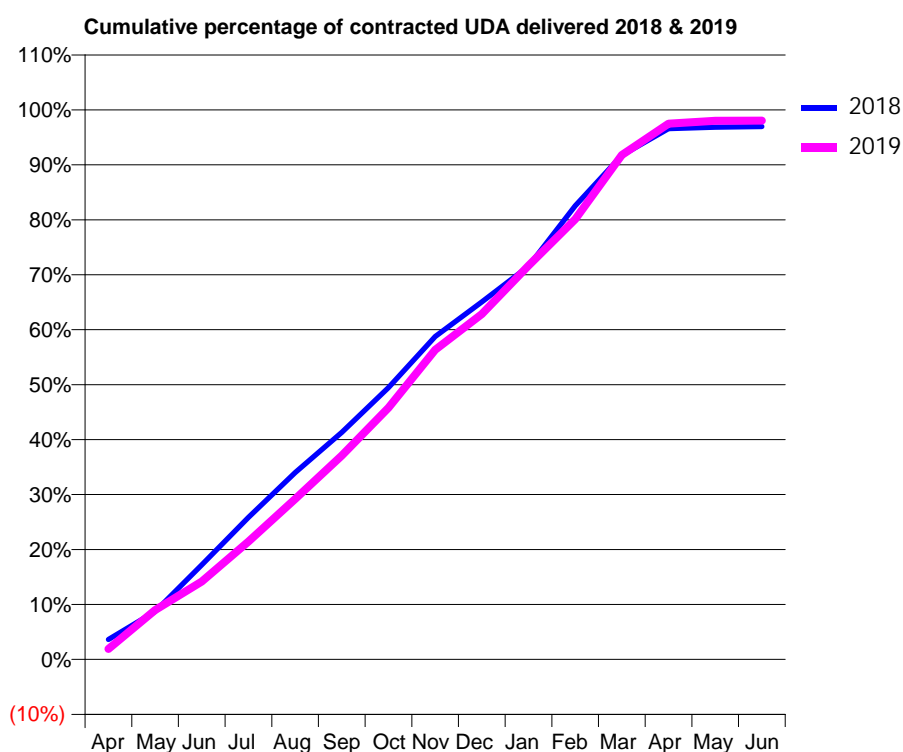
18/19 Contracted general activity (UDA)	10,310
Carry forward general activity (UDA)	312
18/19 Contracted orthodontic activity (UOA)	0
Carry forward orthodontic activity (UOA)	0
Baseline contract value	£248,554.59

ACCESS*

Patients seen in 24 months	Total	Change since previous quarter
Quarter ending March 2018	4,049	
Quarter ending June 2018	4,074	→
Quarter ending September 2018	4,088	→
Quarter ending December 2018	4,074	→
Quarter ending March 2019	4,149	→
Variance since March 2018	2.5%	↑



ACTIVITY



Month	Adjusted Scheduled Activity (UDA)	
	2018	2019
April	373	197
May	899	927
June	1,773	1,464
July	2,665	2,214
August	3,506	3,010
September	4,260	3,823
October	5,100	4,723
November	6,059	5,808
December	6,707	6,479
January	7,378	7,388
February	8,510	8,258
March	9,457	9,465
April	9,955	10,053
May	9,984	10,105
June	9,998	10,107

QUALITY

	Quantity	Base Number	Contract	AT	Region	England
% of FP17s for the same patient ID Re-attending within 3 months - Children	89	1,323	6.7%	9.6%	11.3%	11.8%
% of FP17s for the same patient ID Re-attending within 3 months - Adults	473	3,403	13.9%	15.2%	15.4%	15.7%
% of FP17s for the same patient ID Re-attending between 3 & 9 months - Children	590	1,323	44.6%	60.2%	61.3%	58.9%
% of FP17s for the same patient ID Re-attending between 3 & 9 months - Adults	1,234	3,403	36.3%	51.3%	52.1%	50.8%
% of FP17s for Band 1 Urgent Courses	451	4,757	9.5%	9.5%	9.5%	9.1%
% of FP17s Relating to Free Repair or Replacements	20	4,757	0.4%	0.5%	0.6%	0.8%
% of FP17s Relating to Continuations	103	4,757	2.2%	0.8%	0.8%	0.9%
% of Patients satisfied with the dentistry they have received	0	2	N/A	92.4%	92.4%	92.5%
% of Patients satisfied with the time they had to wait for an appointment	1	2	N/A	88.4%	86.3%	87.0%

* This is based on patients treated on this contract for their most recent course of treatment. Figures in italics indicate the base number of FP17s or Patient Questionnaire responses are less than 100. N/A is shown where the base number of responses is less than 10 during the period. % is calculated as Quantity/Base number*100

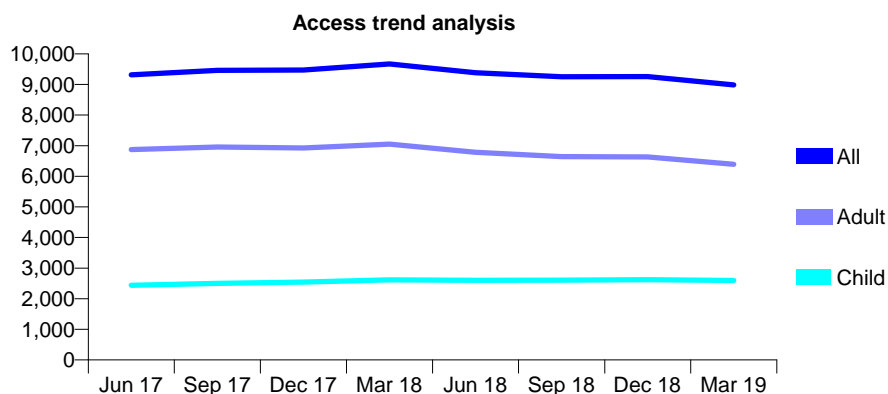
Q68 - Vital Signs At a Glance Contract Report for 772100/0001 - Year end March 2019

Name or company name	MR BM SILVA
Contract type name	GDS Contract
Purpose of contract	General
Contract start date	01/04/2006
Contract end date	

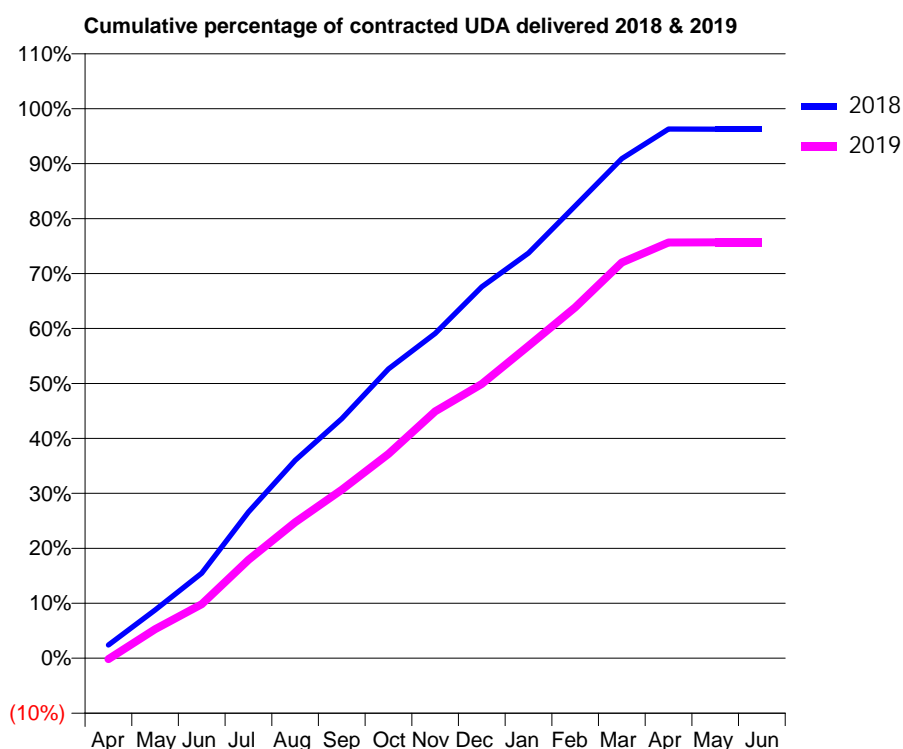
18/19 Contracted general activity (UDA)	29,792
Carry forward general activity (UDA)	1,112
18/19 Contracted orthodontic activity (UOA)	0
Carry forward orthodontic activity (UOA)	0
Baseline contract value	£783,979.05

ACCESS*

Patients seen in 24 months	Total	Change since previous quarter
Quarter ending March 2018	9,671	
Quarter ending June 2018	9,383	↓
Quarter ending September 2018	9,251	↓
Quarter ending December 2018	9,255	→
Quarter ending March 2019	8,988	↓
Variance since March 2018	(7.1%)	↓



ACTIVITY



Month	Adjusted Scheduled Activity (UDA)	
	2018	2019
April	718	-58
May	2,619	1,578
June	4,618	2,932
July	7,929	5,333
August	10,730	7,374
September	12,984	9,136
October	15,688	11,081
November	17,605	13,388
December	20,134	14,865
January	21,960	16,931
February	24,517	19,026
March	27,078	21,452
April	28,683	22,535
May	28,679	22,542
June	28,679	22,544

QUALITY

	Quantity	Base Number	Contract	AT	Region	England
% of FP17s for the same patient ID Re-attending within 3 months - Children	275	3,487	7.9%	9.6%	11.3%	11.8%
% of FP17s for the same patient ID Re-attending within 3 months - Adults	1,068	7,487	14.3%	15.2%	15.4%	15.7%
% of FP17s for the same patient ID Re-attending between 3 & 9 months - Children	1,972	3,487	56.6%	60.2%	61.3%	58.9%
% of FP17s for the same patient ID Re-attending between 3 & 9 months - Adults	4,126	7,487	55.1%	51.3%	52.1%	50.8%
% of FP17s for Band 1 Urgent Courses	908	10,856	8.4%	9.5%	9.5%	9.1%
% of FP17s Relating to Free Repair or Replacements	19	10,856	0.2%	0.5%	0.6%	0.8%
% of FP17s Relating to Continuations	17	10,856	0.2%	0.8%	0.8%	0.9%
% of Patients satisfied with the dentistry they have received	4	4	N/A	92.4%	92.4%	92.5%
% of Patients satisfied with the time they had to wait for an appointment	4	4	N/A	88.4%	86.3%	87.0%

* This is based on patients treated on this contract for their most recent course of treatment.

Figures in italics indicate the base number of FP17s or Patient Questionnaire responses are less than 100. N/A is shown where the base number of responses is less than 10 during the period. % is calculated as Quantity/Base number*100

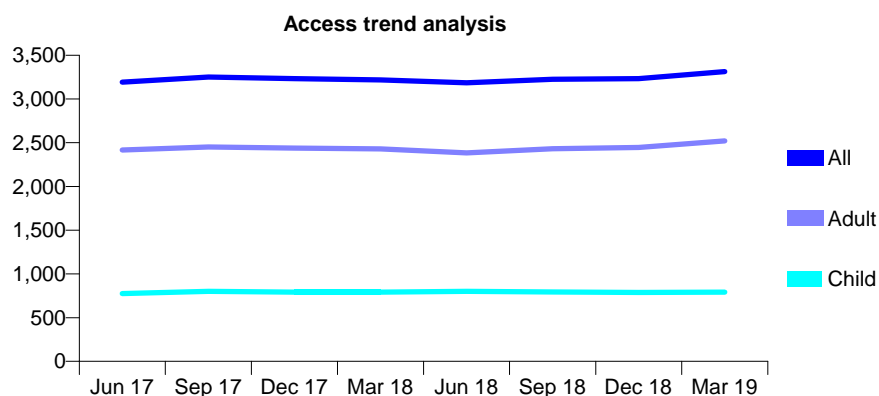
Q68 - Vital Signs At a Glance Contract Report for 772100/0003 - Year end March 2019

Name or company name	MR BM SILVA
Contract type name	GDS Contract
Purpose of contract	General
Contract start date	06/02/2012
Contract end date	

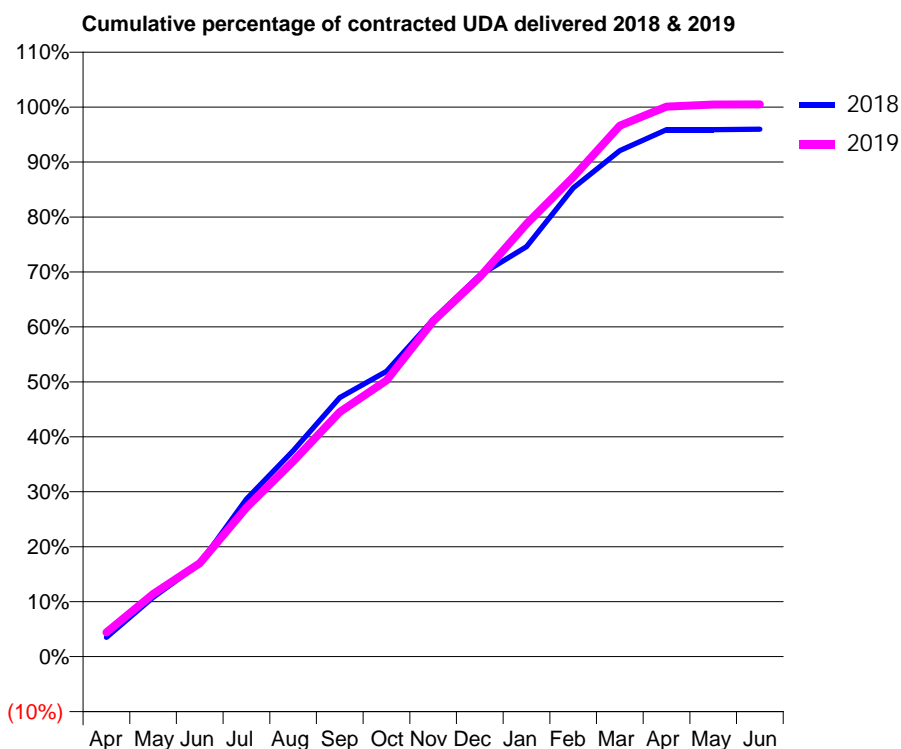
18/19 Contracted general activity (UDA)	10,000
Carry forward general activity (UDA)	0
18/19 Contracted orthodontic activity (UOA)	0
Carry forward orthodontic activity (UOA)	0
Baseline contract value	£226,577.51

ACCESS*

Patients seen in 24 months	Total	Change since previous quarter
Quarter ending March 2018	3,219	
Quarter ending June 2018	3,185	↓
Quarter ending September 2018	3,226	→
Quarter ending December 2018	3,232	→
Quarter ending March 2019	3,313	↑
Variance since March 2018	2.9%	↑



ACTIVITY



Month	Adjusted Scheduled Activity (UDA)	
	2018	2019
April	350	440
May	1,079	1,141
June	1,696	1,700
July	2,867	2,712
August	3,745	3,553
September	4,714	4,451
October	5,192	5,023
November	6,133	6,105
December	6,941	6,905
January	7,459	7,874
February	8,528	8,726
March	9,207	9,662
April	9,589	10,009
May	9,589	10,044
June	9,596	10,048

QUALITY

	Quantity	Base Number	Contract	AT	Region	England
% of FP17s for the same patient ID Re-attending within 3 months - Children	70	1,119	6.3%	9.6%	11.3%	11.8%
% of FP17s for the same patient ID Re-attending within 3 months - Adults	528	3,619	14.6%	15.2%	15.4%	15.7%
% of FP17s for the same patient ID Re-attending between 3 & 9 months - Children	639	1,119	57.1%	60.2%	61.3%	58.9%
% of FP17s for the same patient ID Re-attending between 3 & 9 months - Adults	2,032	3,619	56.1%	51.3%	52.1%	50.8%
% of FP17s for Band 1 Urgent Courses	587	4,711	12.5%	9.5%	9.5%	9.1%
% of FP17s Relating to Free Repair or Replacements	39	4,711	0.8%	0.5%	0.6%	0.8%
% of FP17s Relating to Continuations	32	4,711	0.7%	0.8%	0.8%	0.9%
% of Patients satisfied with the dentistry they have received	3	3	N/A	92.4%	92.4%	92.5%
% of Patients satisfied with the time they had to wait for an appointment	3	3	N/A	88.4%	86.3%	87.0%

* This is based on patients treated on this contract for their most recent course of treatment. Figures in italics indicate the base number of FP17s or Patient Questionnaire responses are less than 100. N/A is shown where the base number of responses is less than 10 during the period. % is calculated as Quantity/Base number*100

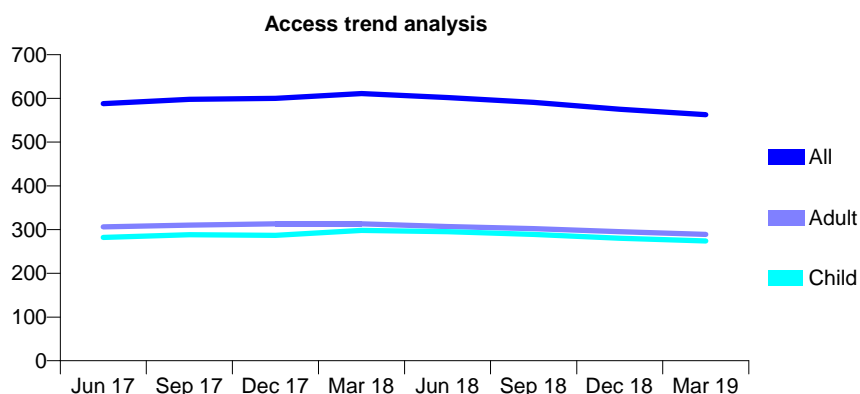
Q68 - Vital Signs At a Glance Contract Report for 776327/0001 - Year end March 2019

Name or company name	MS S BARAHIMI
Contract type name	GDS Contract
Purpose of contract	General
Contract start date	01/10/2012
Contract end date	

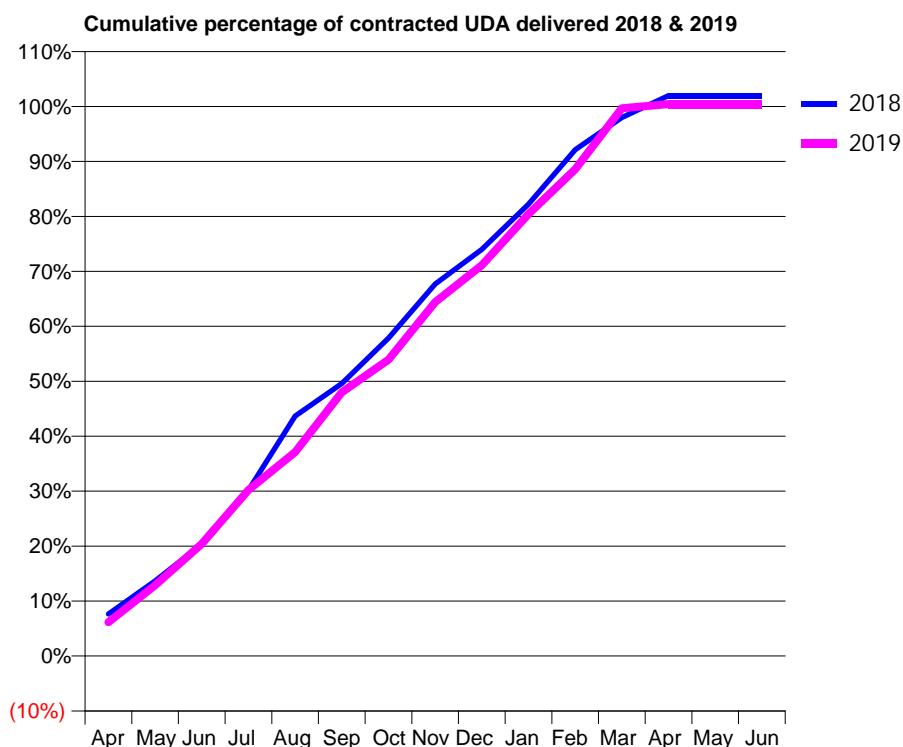
18/19 Contracted general activity (UDA)	1,334
Carry forward general activity (UDA)	0
18/19 Contracted orthodontic activity (UOA)	0
Carry forward orthodontic activity (UOA)	0
Baseline contract value	£30,485.78

ACCESS*

Patients seen in 24 months	Total	Change since previous quarter
Quarter ending March 2018	611	
Quarter ending June 2018	602	↓
Quarter ending September 2018	591	↓
Quarter ending December 2018	575	↓
Quarter ending March 2019	563	↓
Variance since March 2018	(7.9%)	↓



ACTIVITY



Month	Adjusted Scheduled Activity (UDA)	
	2018	2019
April	102	82
May	182	172
June	271	272
July	402	403
August	582	495
September	662	640
October	772	719
November	903	859
December	987	948
January	1,097	1,073
February	1,229	1,182
March	1,307	1,330
April	1,360	1,340
May	1,360	1,340
June	1,360	1,340

QUALITY

	Quantity	Base Number	Contract	AT	Region	England
% of FP17s for the same patient ID Re-attending within 3 months - Children	8	354	2.3%	9.6%	11.3%	11.8%
% of FP17s for the same patient ID Re-attending within 3 months - Adults	10	335	3.0%	15.2%	15.4%	15.7%
% of FP17s for the same patient ID Re-attending between 3 & 9 months - Children	188	354	53.1%	60.2%	61.3%	58.9%
% of FP17s for the same patient ID Re-attending between 3 & 9 months - Adults	193	335	57.6%	51.3%	52.1%	50.8%
% of FP17s for Band 1 Urgent Courses	3	666	0.5%	9.5%	9.5%	9.1%
% of FP17s Relating to Free Repair or Replacements	0	666	0.0%	0.5%	0.6%	0.8%
% of FP17s Relating to Continuations	0	666	0.0%	0.8%	0.8%	0.9%
% of Patients satisfied with the dentistry they have received	1	1	N/A	92.4%	92.4%	92.5%
% of Patients satisfied with the time they had to wait for an appointment	1	1	N/A	88.4%	86.3%	87.0%

* This is based on patients treated on this contract for their most recent course of treatment. Figures in italics indicate the base number of FP17s or Patient Questionnaire responses are less than 100. N/A is shown where the base number of responses is less than 10 during the period. % is calculated as Quantity/Base number*100

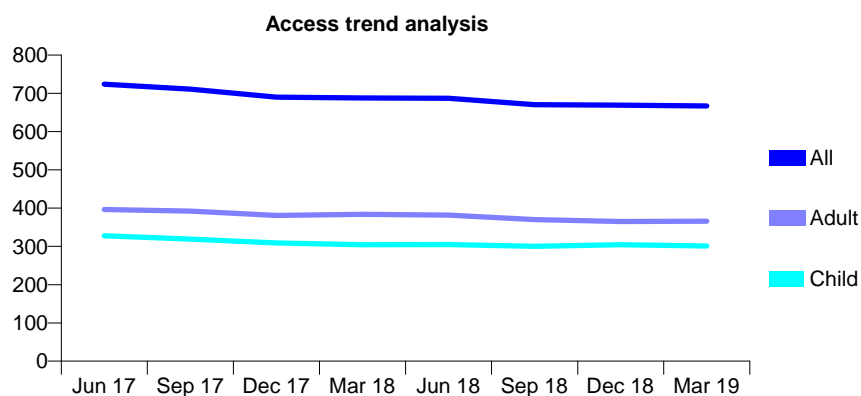
Q68 - Vital Signs At a Glance Contract Report for 781223/0001 - Year end March 2019

Name or company name	Anitha Diwakar
Contract type name	GDS Contract
Purpose of contract	General
Contract start date	01/09/2012
Contract end date	

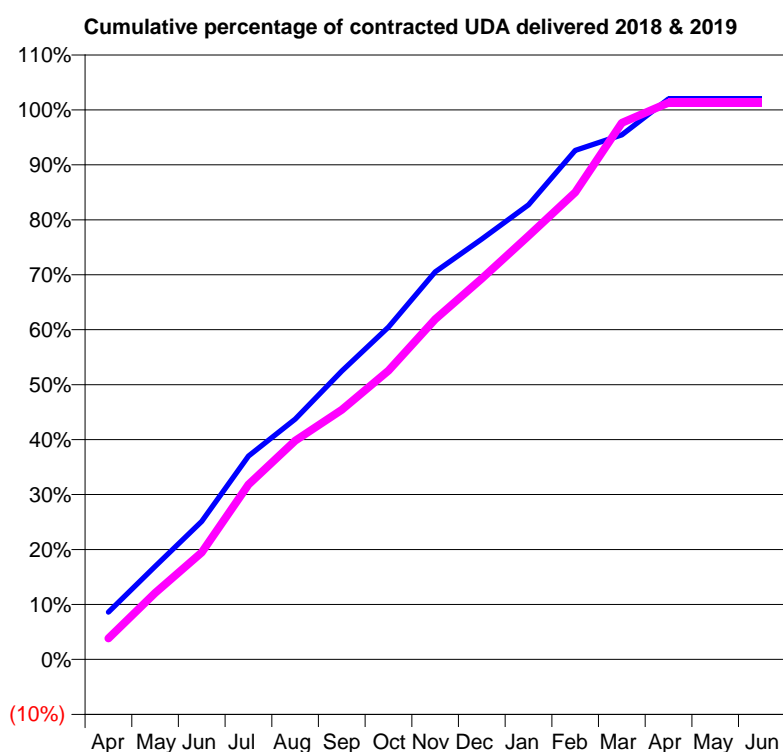
18/19 Contracted general activity (UDA)	1,614
Carry forward general activity (UDA)	0
18/19 Contracted orthodontic activity (UOA)	0
Carry forward orthodontic activity (UOA)	0
Baseline contract value	£39,221.12

ACCESS*

Patients seen in 24 months	Total	Change since previous quarter
Quarter ending March 2018	688	
Quarter ending June 2018	687	→
Quarter ending September 2018	670	↓
Quarter ending December 2018	669	→
Quarter ending March 2019	667	→
Variance since March 2018	(3.1%)	↓



ACTIVITY



Month	Adjusted Scheduled Activity (UDA)	
	2018	2019
April	139	62
May	273	195
June	406	314
July	597	514
August	706	642
September	847	733
October	976	848
November	1,138	999
December	1,235	1,119
January	1,335	1,244
February	1,495	1,372
March	1,541	1,576
April	1,646	1,635
May	1,646	1,635
June	1,646	1,635

QUALITY

	Quantity	Base Number	Contract	AT	Region	England
% of FP17s for the same patient ID Re-attending within 3 months - Children	40	515	7.8%	9.6%	11.3%	11.8%
% of FP17s for the same patient ID Re-attending within 3 months - Adults	70	524	13.4%	15.2%	15.4%	15.7%
% of FP17s for the same patient ID Re-attending between 3 & 9 months - Children	354	515	68.7%	60.2%	61.3%	58.9%
% of FP17s for the same patient ID Re-attending between 3 & 9 months - Adults	315	524	60.1%	51.3%	52.1%	50.8%
% of FP17s for Band 1 Urgent Courses	91	1,002	9.1%	9.5%	9.5%	9.1%
% of FP17s Relating to Free Repair or Replacements	0	1,002	0.0%	0.5%	0.6%	0.8%
% of FP17s Relating to Continuations	7	1,002	0.7%	0.8%	0.8%	0.9%
% of Patients satisfied with the dentistry they have received	0	0	N/A	92.4%	92.4%	92.5%
% of Patients satisfied with the time they had to wait for an appointment	0	0	N/A	88.4%	86.3%	87.0%

* This is based on patients treated on this contract for their most recent course of treatment. Figures in italics indicate the base number of FP17s or Patient Questionnaire responses are less than 100. N/A is shown where the base number of responses is less than 10 during the period. % is calculated as Quantity/Base number*100

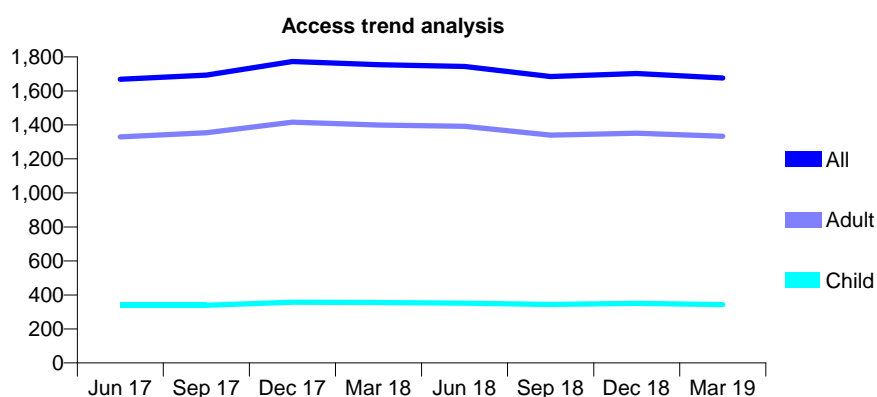
Q68 - Vital Signs At a Glance Contract Report for 785881/0001 - Year end March 2019

Name or company name	MR HR FORGHANI ASHKEZARI
Contract type name	GDS Contract
Purpose of contract	General
Contract start date	01/11/2010
Contract end date	

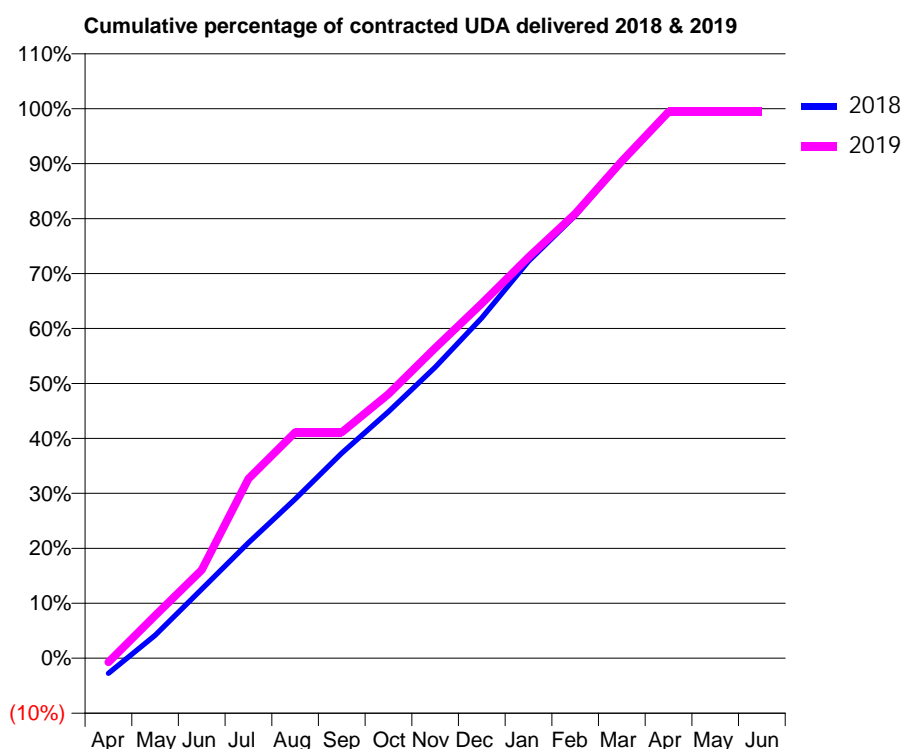
18/19 Contracted general activity (UDA)	6,668
Carry forward general activity (UDA)	50
18/19 Contracted orthodontic activity (UOA)	0
Carry forward orthodontic activity (UOA)	0
Baseline contract value	£171,891.48

ACCESS*

Patients seen in 24 months	Total	Change since previous quarter
Quarter ending March 2018	1,754	
Quarter ending June 2018	1,744	→
Quarter ending September 2018	1,684	↓
Quarter ending December 2018	1,702	→
Quarter ending March 2019	1,676	↓
Variance since March 2018	(4.4%)	↓



ACTIVITY



Month	2018	2019
April	-185	-50
May	279	519
June	837	1,070
July	1,401	2,179
August	1,932	2,740
September	2,487	2,740
October	2,990	3,204
November	3,531	3,764
December	4,129	4,306
January	4,817	4,864
February	5,370	5,394
March	6,020	6,030
April	6,618	6,628
May	6,618	6,628
June	6,618	6,628

QUALITY

	Quantity	Base Number	Contract	AT	Region	England
% of FP17s for the same patient ID Re-attending within 3 months - Children	87	615	14.1%	9.6%	11.3%	11.8%
% of FP17s for the same patient ID Re-attending within 3 months - Adults	251	2,042	12.3%	15.2%	15.4%	15.7%
% of FP17s for the same patient ID Re-attending between 3 & 9 months - Children	377	615	61.3%	60.2%	61.3%	58.9%
% of FP17s for the same patient ID Re-attending between 3 & 9 months - Adults	1,401	2,042	68.6%	51.3%	52.1%	50.8%
% of FP17s for Band 1 Urgent Courses	90	2,651	3.4%	9.5%	9.5%	9.1%
% of FP17s Relating to Free Repair or Replacements	2	2,651	0.1%	0.5%	0.6%	0.8%
% of FP17s Relating to Continuations	74	2,651	2.8%	0.8%	0.8%	0.9%
% of Patients satisfied with the dentistry they have received	0	0	N/A	92.4%	92.4%	92.5%
% of Patients satisfied with the time they had to wait for an appointment	0	0	N/A	88.4%	86.3%	87.0%

* This is based on patients treated on this contract for their most recent course of treatment.

Figures in italics indicate the base number of FP17s or Patient Questionnaire responses are less than 100. N/A is shown where the base number of responses is less than 10 during the period. % is calculated as Quantity/Base number*100

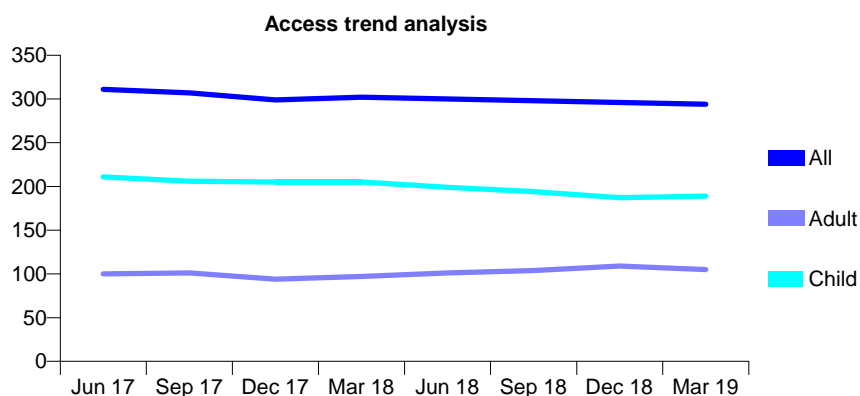
Q68 - Vital Signs At a Glance Contract Report for 807710/0001 - Year end March 2019

Name or company name	MR PL DUKOFF-GORDON
Contract type name	GDS Contract
Purpose of contract	General
Contract start date	01/04/2006
Contract end date	

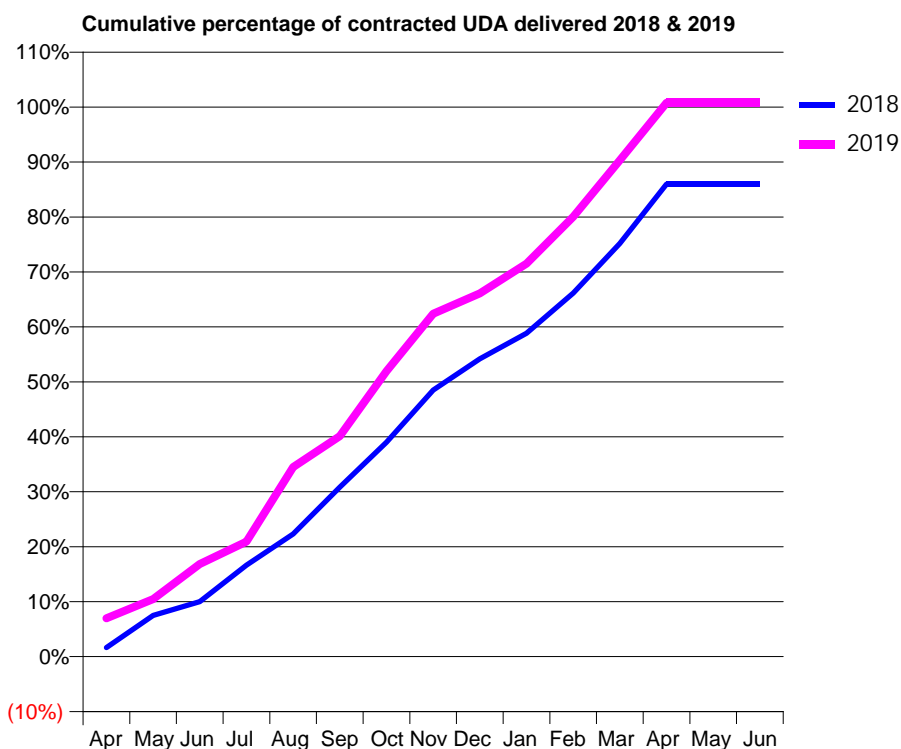
18/19 Contracted general activity (UDA)	516
Carry forward general activity (UDA)	0
18/19 Contracted orthodontic activity (UOA)	0
Carry forward orthodontic activity (UOA)	0
Baseline contract value	£11,949.17

ACCESS*

Patients seen in 24 months	Total	Change since previous quarter
Quarter ending March 2018	302	
Quarter ending June 2018	300	→
Quarter ending September 2018	298	→
Quarter ending December 2018	296	→
Quarter ending March 2019	294	→
Variance since March 2018	(2.6%)	↓



ACTIVITY



Month	Adjusted Scheduled Activity (UDA)	
	2018	2019
April	10	36
May	45	54
June	60	87
July	100	108
August	134	178
September	185	207
October	234	268
November	291	322
December	325	341
January	353	369
February	397	413
March	451	466
April	516	520
May	516	520
June	516	520

QUALITY

	Quantity	Base Number	Contract	AT	Region	England
% of FP17s for the same patient ID Re-attending within 3 months - Children	4	310	1.3%	9.6%	11.3%	11.8%
% of FP17s for the same patient ID Re-attending within 3 months - Adults	1	104	1.0%	15.2%	15.4%	15.7%
% of FP17s for the same patient ID Re-attending between 3 & 9 months - Children	226	310	72.9%	60.2%	61.3%	58.9%
% of FP17s for the same patient ID Re-attending between 3 & 9 months - Adults	76	104	73.1%	51.3%	52.1%	50.8%
% of FP17s for Band 1 Urgent Courses	0	408	0.0%	9.5%	9.5%	9.1%
% of FP17s Relating to Free Repair or Replacements	0	408	0.0%	0.5%	0.6%	0.8%
% of FP17s Relating to Continuations	2	408	0.5%	0.8%	0.8%	0.9%
% of Patients satisfied with the dentistry they have received	0	0	N/A	92.4%	92.4%	92.5%
% of Patients satisfied with the time they had to wait for an appointment	0	0	N/A	88.4%	86.3%	87.0%

* This is based on patients treated on this contract for their most recent course of treatment. Figures in italics indicate the base number of FP17s or Patient Questionnaire responses are less than 100. N/A is shown where the base number of responses is less than 10 during the period. % is calculated as Quantity/Base number*100

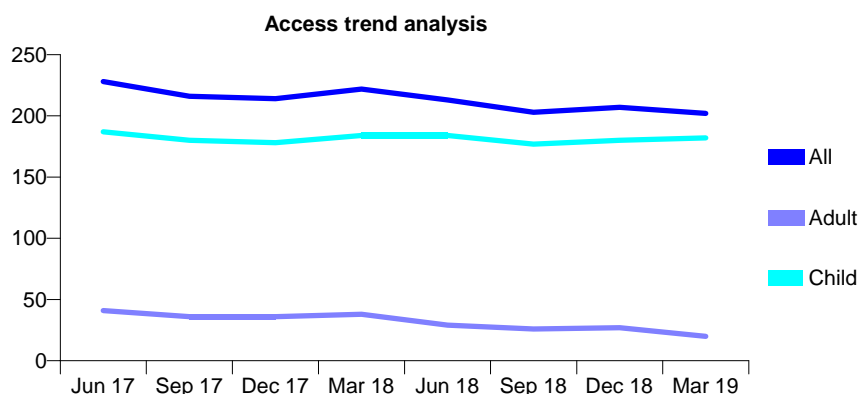
Q68 - Vital Signs At a Glance Contract Report for 810010/0001 - Year end March 2019

Name or company name	MR RN HARDING
Contract type name	GDS Contract
Purpose of contract	General
Contract start date	01/04/2006
Contract end date	

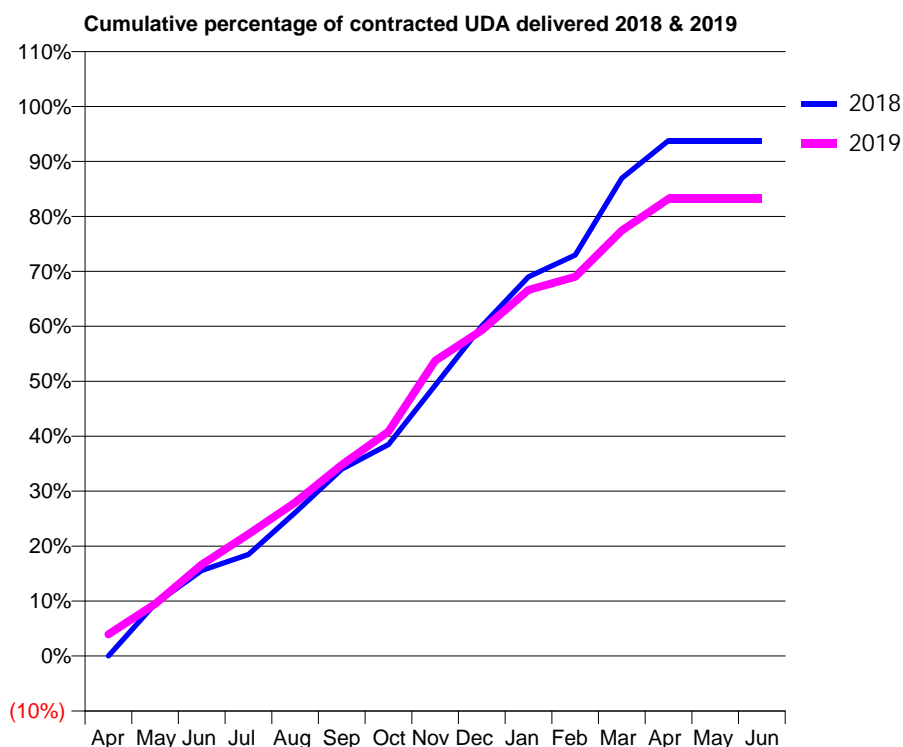
18/19 Contracted general activity (UDA)	380
Carry forward general activity (UDA)	0
18/19 Contracted orthodontic activity (UOA)	0
Carry forward orthodontic activity (UOA)	0
Baseline contract value	£9,143.55

ACCESS*

Patients seen in 24 months	Total	Change since previous quarter
Quarter ending March 2018	222	
Quarter ending June 2018	213	↓
Quarter ending September 2018	203	↓
Quarter ending December 2018	207	→
Quarter ending March 2019	202	↓
Variance since March 2018	(9.0%)	↓



ACTIVITY



Month	Adjusted Scheduled Activity (UDA)	
	2018	2019
April	0	15
May	36	36
June	59	63
July	70	84
August	99	106
September	129	132
October	146	155
November	187	204
December	228	225
January	262	253
February	277	262
March	330	294
April	356	316
May	356	316
June	356	316

QUALITY

	Quantity	Base Number	Contract	AT	Region	England
% of FP17s for the same patient ID Re-attending within 3 months - Children	7	220	3.2%	9.6%	11.3%	11.8%
% of FP17s for the same patient ID Re-attending within 3 months - Adults	0	7	0.0%	15.2%	15.4%	15.7%
% of FP17s for the same patient ID Re-attending between 3 & 9 months - Children	116	220	52.7%	60.2%	61.3%	58.9%
% of FP17s for the same patient ID Re-attending between 3 & 9 months - Adults	4	7	57.1%	51.3%	52.1%	50.8%
% of FP17s for Band 1 Urgent Courses	1	230	0.4%	9.5%	9.5%	9.1%
% of FP17s Relating to Free Repair or Replacements	0	230	0.0%	0.5%	0.6%	0.8%
% of FP17s Relating to Continuations	0	230	0.0%	0.8%	0.8%	0.9%
% of Patients satisfied with the dentistry they have received	0	0	N/A	92.4%	92.4%	92.5%
% of Patients satisfied with the time they had to wait for an appointment	0	0	N/A	88.4%	86.3%	87.0%

* This is based on patients treated on this contract for their most recent course of treatment. Figures in italics indicate the base number of FP17s or Patient Questionnaire responses are less than 100. N/A is shown where the base number of responses is less than 10 during the period. % is calculated as Quantity/Base number*100

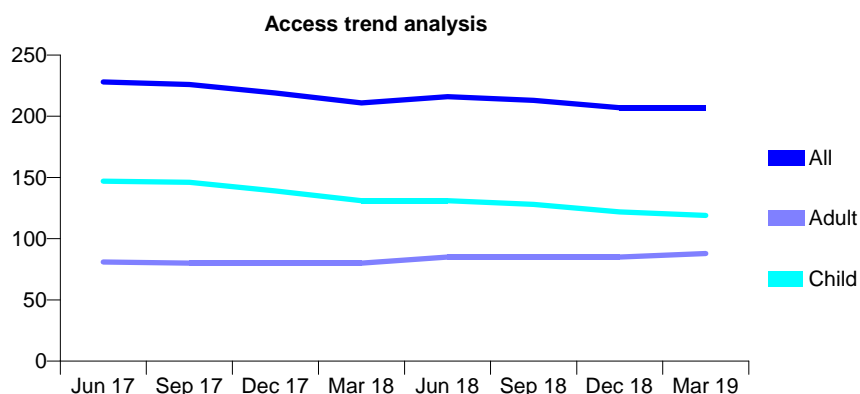
Q68 - Vital Signs At a Glance Contract Report for 811157/0001 - Year end March 2019

Name or company name	MISS DE ALLEN
Contract type name	GDS Contract
Purpose of contract	General
Contract start date	01/04/2006
Contract end date	

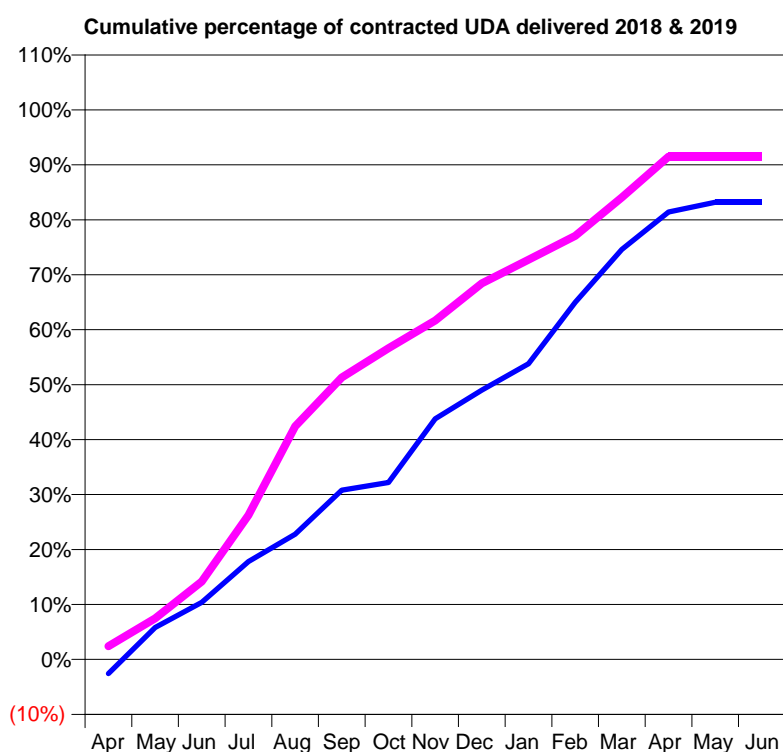
18/19 Contracted general activity (UDA)	416
Carry forward general activity (UDA)	0
18/19 Contracted orthodontic activity (UOA)	0
Carry forward orthodontic activity (UOA)	0
Baseline contract value	£10,839.57

ACCESS*

Patients seen in 24 months	Total	Change since previous quarter
Quarter ending March 2018	211	
Quarter ending June 2018	216	↑
Quarter ending September 2018	213	↓
Quarter ending December 2018	207	↓
Quarter ending March 2019	207	→
Variance since March 2018	(1.9%)	↓



ACTIVITY



Month	Adjusted Scheduled Activity (UDA)	
	2018	2019
April	-13	10
May	29	31
June	52	59
July	89	109
August	114	176
September	154	213
October	161	236
November	219	257
December	245	285
January	269	303
February	325	321
March	373	350
April	407	381
May	416	381
June	416	381

QUALITY

	Quantity	Base Number	Contract	AT	Region	England
% of FP17s for the same patient ID Re-attending within 3 months - Children	9	162	5.6%	9.6%	11.3%	11.8%
% of FP17s for the same patient ID Re-attending within 3 months - Adults	6	86	7.0%	15.2%	15.4%	15.7%
% of FP17s for the same patient ID Re-attending between 3 & 9 months - Children	110	162	67.9%	60.2%	61.3%	58.9%
% of FP17s for the same patient ID Re-attending between 3 & 9 months - Adults	50	86	58.1%	51.3%	52.1%	50.8%
% of FP17s for Band 1 Urgent Courses	1	249	0.4%	9.5%	9.5%	9.1%
% of FP17s Relating to Free Repair or Replacements	1	249	0.4%	0.5%	0.6%	0.8%
% of FP17s Relating to Continuations	2	249	0.8%	0.8%	0.8%	0.9%
% of Patients satisfied with the dentistry they have received	0	0	N/A	92.4%	92.4%	92.5%
% of Patients satisfied with the time they had to wait for an appointment	0	0	N/A	88.4%	86.3%	87.0%

* This is based on patients treated on this contract for their most recent course of treatment. Figures in italics indicate the base number of FP17s or Patient Questionnaire responses are less than 100. N/A is shown where the base number of responses is less than 10 during the period. % is calculated as Quantity/Base number*100

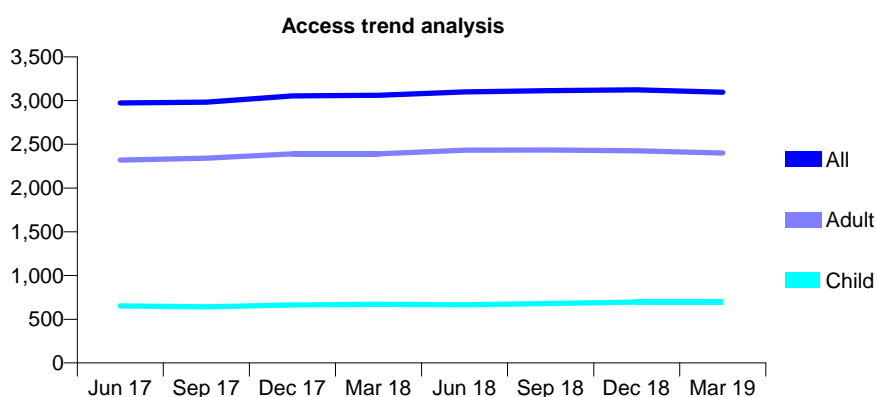
Q68 - Vital Signs At a Glance Contract Report for 812471/0001 - Year end March 2019

Name or company name	MR ND THORPE-BEESTON
Contract type name	GDS Contract
Purpose of contract	General
Contract start date	01/04/2006
Contract end date	

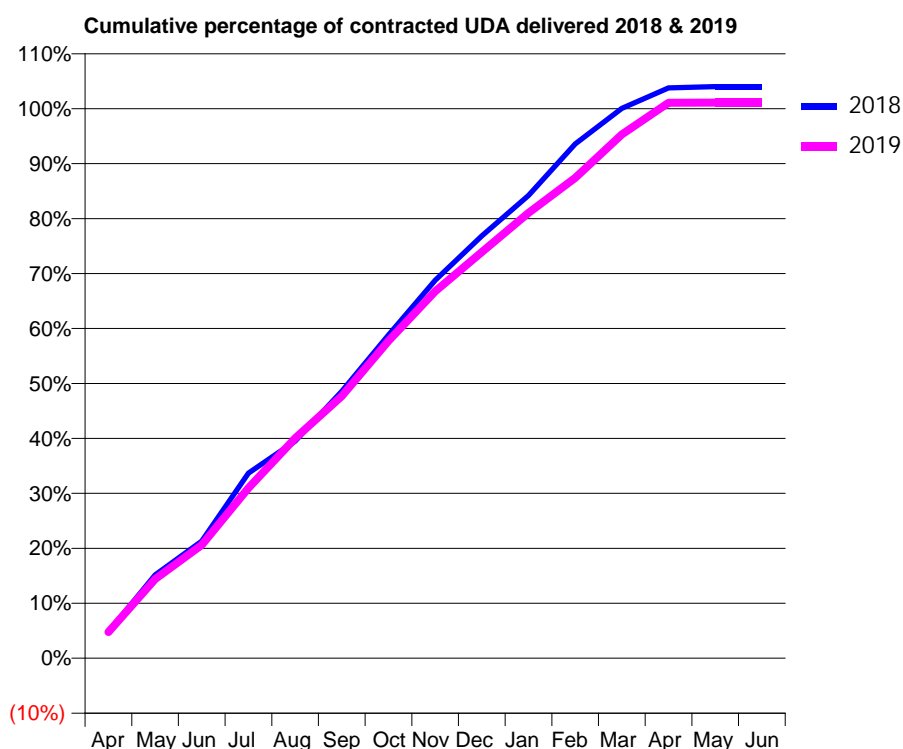
18/19 Contracted general activity (UDA)	8,238
Carry forward general activity (UDA)	0
18/19 Contracted orthodontic activity (UOA)	0
Carry forward orthodontic activity (UOA)	0
Baseline contract value	£197,937.65

ACCESS*

Patients seen in 24 months	Total	Change since previous quarter
Quarter ending March 2018	3,061	
Quarter ending June 2018	3,099	→
Quarter ending September 2018	3,113	→
Quarter ending December 2018	3,122	→
Quarter ending March 2019	3,095	→
Variance since March 2018	1.1%	→



ACTIVITY



Month	Adjusted Scheduled Activity (UDA)	
	2018	2019
April	395	394
May	1,249	1,187
June	1,757	1,699
July	2,775	2,551
August	3,254	3,298
September	4,001	3,930
October	4,844	4,757
November	5,667	5,500
December	6,329	6,088
January	6,937	6,676
February	7,709	7,201
March	8,241	7,852
April	8,550	8,324
May	8,568	8,328
June	8,568	8,328

QUALITY

	Quantity	Base Number	Contract	AT	Region	England
% of FP17s for the same patient ID Re-attending within 3 months - Children	56	867	6.5%	9.6%	11.3%	11.8%
% of FP17s for the same patient ID Re-attending within 3 months - Adults	439	2,956	14.9%	15.2%	15.4%	15.7%
% of FP17s for the same patient ID Re-attending between 3 & 9 months - Children	352	867	40.6%	60.2%	61.3%	58.9%
% of FP17s for the same patient ID Re-attending between 3 & 9 months - Adults	1,214	2,956	41.1%	51.3%	52.1%	50.8%
% of FP17s for Band 1 Urgent Courses	443	3,863	11.5%	9.5%	9.5%	9.1%
% of FP17s Relating to Free Repair or Replacements	24	3,863	0.6%	0.5%	0.6%	0.8%
% of FP17s Relating to Continuations	27	3,863	0.7%	0.8%	0.8%	0.9%
% of Patients satisfied with the dentistry they have received	3	3	N/A	92.4%	92.4%	92.5%
% of Patients satisfied with the time they had to wait for an appointment	3	3	N/A	88.4%	86.3%	87.0%

* This is based on patients treated on this contract for their most recent course of treatment.

Figures in italics indicate the base number of FP17s or Patient Questionnaire responses are less than 100. N/A is shown where the base number of responses is less than 10 during the period. % is calculated as Quantity/Base number*100

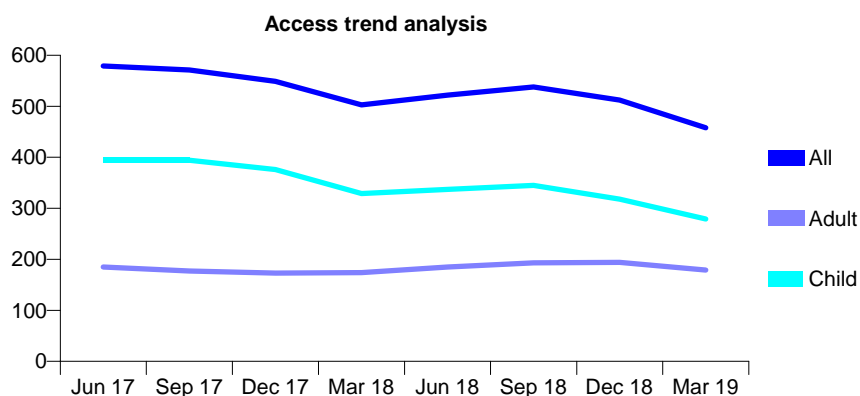
Q68 - Vital Signs At a Glance Contract Report for 812838/0001 - Year end March 2019

Name or company name	MR HD PHILLIPS
Contract type name	GDS Contract
Purpose of contract	General
Contract start date	01/04/2006
Contract end date	

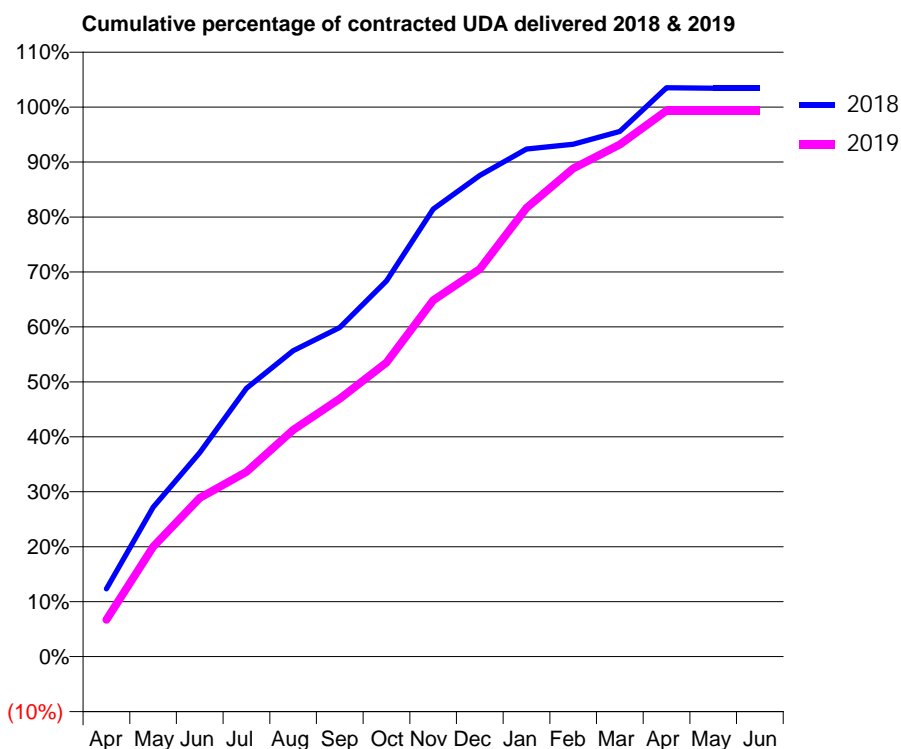
18/19 Contracted general activity (UDA)	1,242
Carry forward general activity (UDA)	0
18/19 Contracted orthodontic activity (UOA)	0
Carry forward orthodontic activity (UOA)	0
Baseline contract value	£28,383.33

ACCESS*

Patients seen in 24 months	Total	Change since previous quarter
Quarter ending March 2018	503	
Quarter ending June 2018	522	↑
Quarter ending September 2018	538	↑
Quarter ending December 2018	512	↓
Quarter ending March 2019	458	↓
Variance since March 2018	(8.9%)	↓



ACTIVITY



Month	Adjusted Scheduled Activity (UDA)	
	2018	2019
April	153	83
May	338	249
June	461	359
July	607	418
August	691	512
September	744	583
October	849	665
November	1,011	806
December	1,087	876
January	1,147	1,014
February	1,158	1,103
March	1,187	1,157
April	1,286	1,234
May	1,285	1,234
June	1,285	1,234

QUALITY

	Quantity	Base Number	Contract	AT	Region	England
% of FP17s for the same patient ID Re-attending within 3 months - Children	33	509	6.5%	9.6%	11.3%	11.8%
% of FP17s for the same patient ID Re-attending within 3 months - Adults	15	178	8.4%	15.2%	15.4%	15.7%
% of FP17s for the same patient ID Re-attending between 3 & 9 months - Children	265	509	52.1%	60.2%	61.3%	58.9%
% of FP17s for the same patient ID Re-attending between 3 & 9 months - Adults	74	178	41.6%	51.3%	52.1%	50.8%
% of FP17s for Band 1 Urgent Courses	16	678	2.4%	9.5%	9.5%	9.1%
% of FP17s Relating to Free Repair or Replacements	1	678	0.1%	0.5%	0.6%	0.8%
% of FP17s Relating to Continuations	0	678	0.0%	0.8%	0.8%	0.9%
% of Patients satisfied with the dentistry they have received	1	1	N/A	92.4%	92.4%	92.5%
% of Patients satisfied with the time they had to wait for an appointment	1	1	N/A	88.4%	86.3%	87.0%

* This is based on patients treated on this contract for their most recent course of treatment. Figures in italics indicate the base number of FP17s or Patient Questionnaire responses are less than 100. N/A is shown where the base number of responses is less than 10 during the period. % is calculated as Quantity/Base number*100

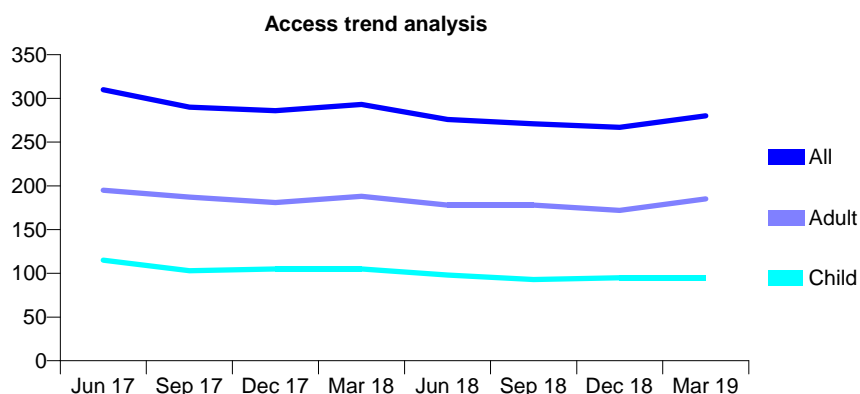
Q68 - Vital Signs At a Glance Contract Report for 812889/0001 - Year end March 2019

Name or company name	MR D PATTINSON
Contract type name	GDS Contract
Purpose of contract	General
Contract start date	01/04/2006
Contract end date	

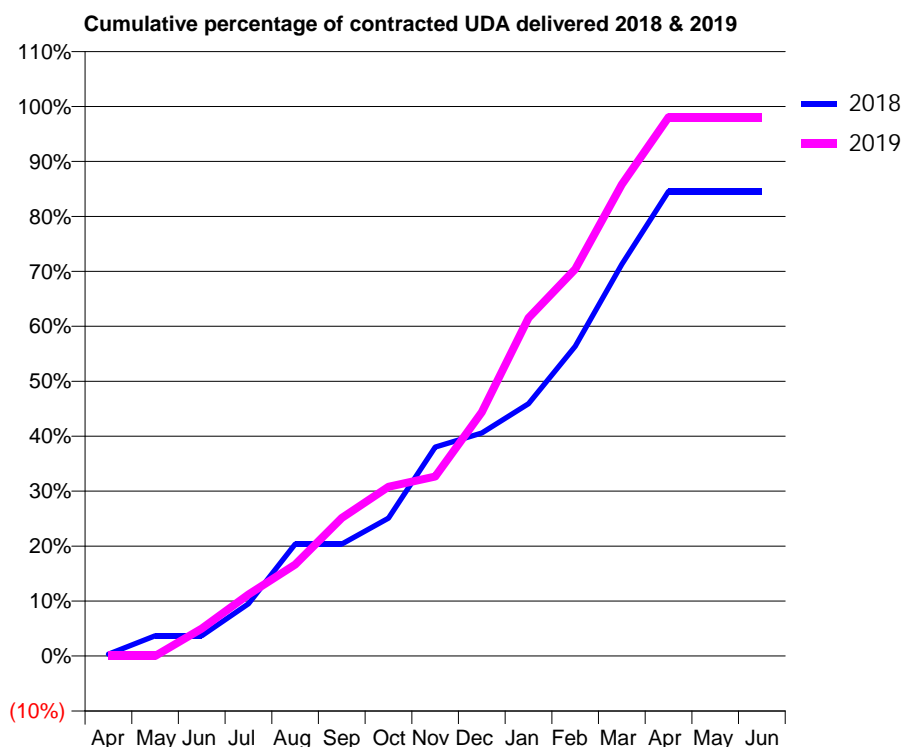
18/19 Contracted general activity (UDA)	750
Carry forward general activity (UDA)	0
18/19 Contracted orthodontic activity (UOA)	0
Carry forward orthodontic activity (UOA)	0
Baseline contract value	£17,142.53

ACCESS*

Patients seen in 24 months	Total	Change since previous quarter
Quarter ending March 2018	293	
Quarter ending June 2018	276	↓
Quarter ending September 2018	271	↓
Quarter ending December 2018	267	↓
Quarter ending March 2019	280	↑
Variance since March 2018	(4.4%)	↓



ACTIVITY



Month	Adjusted Scheduled Activity (UDA)	
	2018	2019
April	3	0
May	33	0
June	33	38
July	86	84
August	183	125
September	183	188
October	226	231
November	342	245
December	365	333
January	413	461
February	507	528
March	642	643
April	761	735
May	761	735
June	761	735

QUALITY

	Quantity	Base Number	Contract	AT	Region	England
% of FP17s for the same patient ID Re-attending within 3 months - Children	11	139	7.9%	9.6%	11.3%	11.8%
% of FP17s for the same patient ID Re-attending within 3 months - Adults	30	226	13.3%	15.2%	15.4%	15.7%
% of FP17s for the same patient ID Re-attending between 3 & 9 months - Children	82	139	59.0%	60.2%	61.3%	58.9%
% of FP17s for the same patient ID Re-attending between 3 & 9 months - Adults	109	226	48.2%	51.3%	52.1%	50.8%
% of FP17s for Band 1 Urgent Courses	62	359	17.3%	9.5%	9.5%	9.1%
% of FP17s Relating to Free Repair or Replacements	0	359	0.0%	0.5%	0.6%	0.8%
% of FP17s Relating to Continuations	0	359	0.0%	0.8%	0.8%	0.9%
% of Patients satisfied with the dentistry they have received	0	0	N/A	92.4%	92.4%	92.5%
% of Patients satisfied with the time they had to wait for an appointment	0	0	N/A	88.4%	86.3%	87.0%

* This is based on patients treated on this contract for their most recent course of treatment. Figures in italics indicate the base number of FP17s or Patient Questionnaire responses are less than 100. N/A is shown where the base number of responses is less than 10 during the period. % is calculated as Quantity/Base number*100

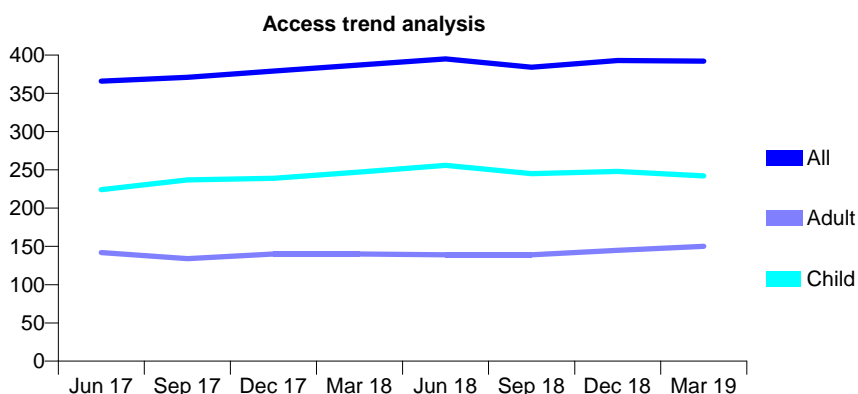
Q68 - Vital Signs At a Glance Contract Report for 817376/0001 - Year end March 2019

Name or company name	MR JP HYDER
Contract type name	GDS Contract
Purpose of contract	General
Contract start date	01/04/2006
Contract end date	

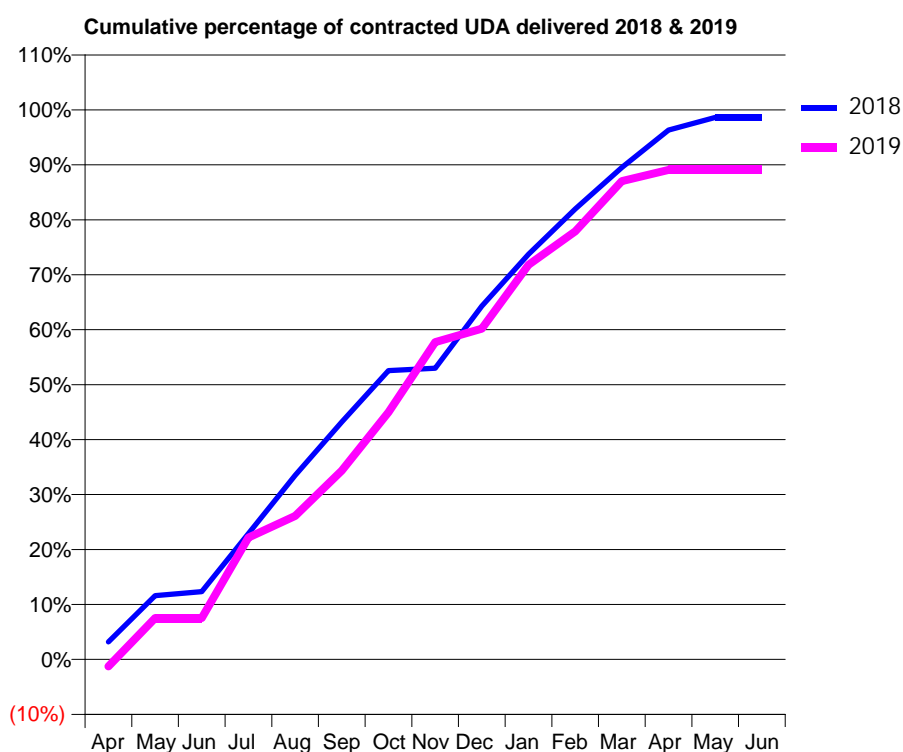
18/19 Contracted general activity (UDA)	690
Carry forward general activity (UDA)	9
18/19 Contracted orthodontic activity (UOA)	0
Carry forward orthodontic activity (UOA)	0
Baseline contract value	£17,008.13

ACCESS*

Patients seen in 24 months	Total	Change since previous quarter
Quarter ending March 2018	387	
Quarter ending June 2018	395	↑
Quarter ending September 2018	384	↓
Quarter ending December 2018	393	↑
Quarter ending March 2019	392	→
Variance since March 2018	1.3%	→



ACTIVITY



Month	Adjusted Scheduled Activity (UDA)	
	2018	2019
April	22	-9
May	80	52
June	85	52
July	158	153
August	231	180
September	298	237
October	363	310
November	366	398
December	444	415
January	509	495
February	566	537
March	618	601
April	665	615
May	681	615
June	681	615

QUALITY

	Quantity	Base Number	Contract	AT	Region	England
% of FP17s for the same patient ID Re-attending within 3 months - Children	15	399	3.8%	9.6%	11.3%	11.8%
% of FP17s for the same patient ID Re-attending within 3 months - Adults	10	174	5.7%	15.2%	15.4%	15.7%
% of FP17s for the same patient ID Re-attending between 3 & 9 months - Children	258	399	64.7%	60.2%	61.3%	58.9%
% of FP17s for the same patient ID Re-attending between 3 & 9 months - Adults	116	174	66.7%	51.3%	52.1%	50.8%
% of FP17s for Band 1 Urgent Courses	3	533	0.6%	9.5%	9.5%	9.1%
% of FP17s Relating to Free Repair or Replacements	0	533	0.0%	0.5%	0.6%	0.8%
% of FP17s Relating to Continuations	0	533	0.0%	0.8%	0.8%	0.9%
% of Patients satisfied with the dentistry they have received	1	1	N/A	92.4%	92.4%	92.5%
% of Patients satisfied with the time they had to wait for an appointment	1	1	N/A	88.4%	86.3%	87.0%

* This is based on patients treated on this contract for their most recent course of treatment. Figures in italics indicate the base number of FP17s or Patient Questionnaire responses are less than 100. N/A is shown where the base number of responses is less than 10 during the period. % is calculated as Quantity/Base number*100

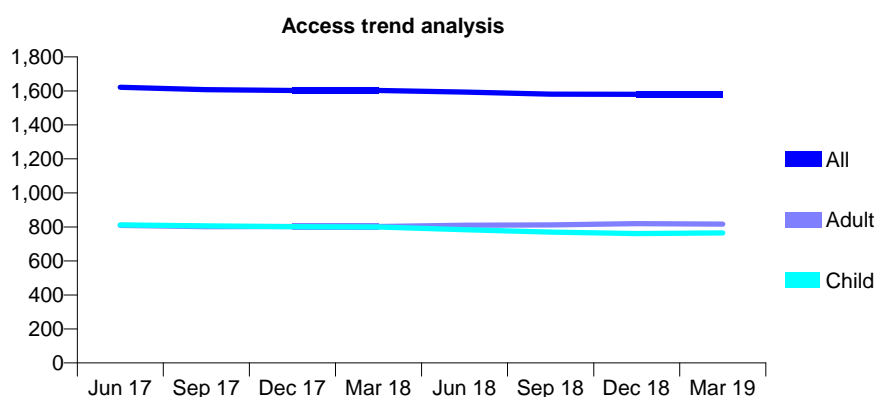
Q68 - Vital Signs At a Glance Contract Report for 817546/0001 - Year end March 2019

Name or company name	MR JS SANDHU
Contract type name	GDS Contract
Purpose of contract	General
Contract start date	01/04/2006
Contract end date	

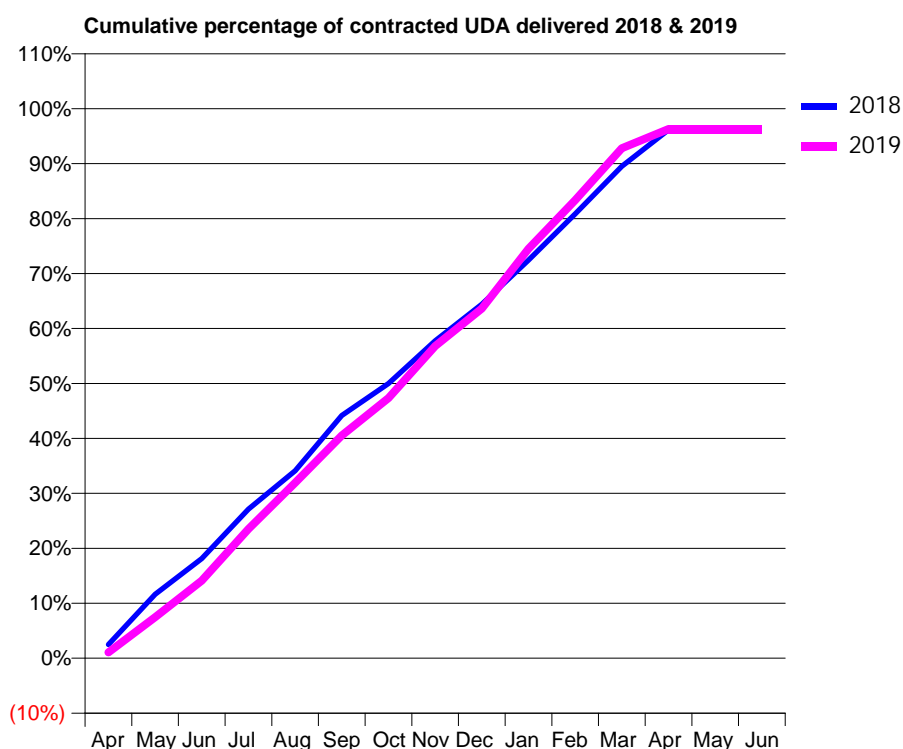
18/19 Contracted general activity (UDA)	4,500
Carry forward general activity (UDA)	185
18/19 Contracted orthodontic activity (UOA)	0
Carry forward orthodontic activity (UOA)	0
Baseline contract value	£115,735.53

ACCESS*

Patients seen in 24 months	Total	Change since previous quarter
Quarter ending March 2018	1,603	
Quarter ending June 2018	1,593	→
Quarter ending September 2018	1,581	→
Quarter ending December 2018	1,580	→
Quarter ending March 2019	1,580	→
Variance since March 2018	(1.4%)	↓



ACTIVITY



Month	2018	2019
April	118	48
May	552	336
June	861	635
July	1,288	1,059
August	1,621	1,437
September	2,099	1,824
October	2,375	2,130
November	2,744	2,556
December	3,059	2,862
January	3,441	3,353
February	3,840	3,751
March	4,251	4,176
April	4,568	4,333
May	4,565	4,333
June	4,565	4,333

QUALITY

	Quantity	Base Number	Contract	AT	Region	England
% of FP17s for the same patient ID Re-attending within 3 months - Children	83	1,343	6.2%	9.6%	11.3%	11.8%
% of FP17s for the same patient ID Re-attending within 3 months - Adults	150	1,271	11.8%	15.2%	15.4%	15.7%
% of FP17s for the same patient ID Re-attending between 3 & 9 months - Children	1,002	1,343	74.6%	60.2%	61.3%	58.9%
% of FP17s for the same patient ID Re-attending between 3 & 9 months - Adults	884	1,271	69.6%	51.3%	52.1%	50.8%
% of FP17s for Band 1 Urgent Courses	87	2,551	3.4%	9.5%	9.5%	9.1%
% of FP17s Relating to Free Repair or Replacements	25	2,551	1.0%	0.5%	0.6%	0.8%
% of FP17s Relating to Continuations	3	2,551	0.1%	0.8%	0.8%	0.9%
% of Patients satisfied with the dentistry they have received	1	1	N/A	92.4%	92.4%	92.5%
% of Patients satisfied with the time they had to wait for an appointment	1	1	N/A	88.4%	86.3%	87.0%

* This is based on patients treated on this contract for their most recent course of treatment.

Figures in italics indicate the base number of FP17s or Patient Questionnaire responses are less than 100. N/A is shown where the base number of responses is less than 10 during the period. % is calculated as Quantity/Base number*100

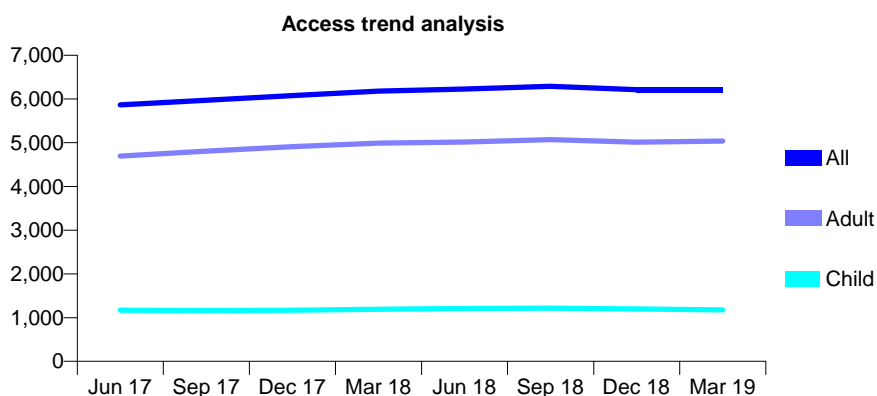
Q68 - Vital Signs At a Glance Contract Report for 817783/0001 - Year end March 2019

Name or company name	Mr J Dhaliwal
Contract type name	GDS Contract
Purpose of contract	General
Contract start date	01/04/2006
Contract end date	

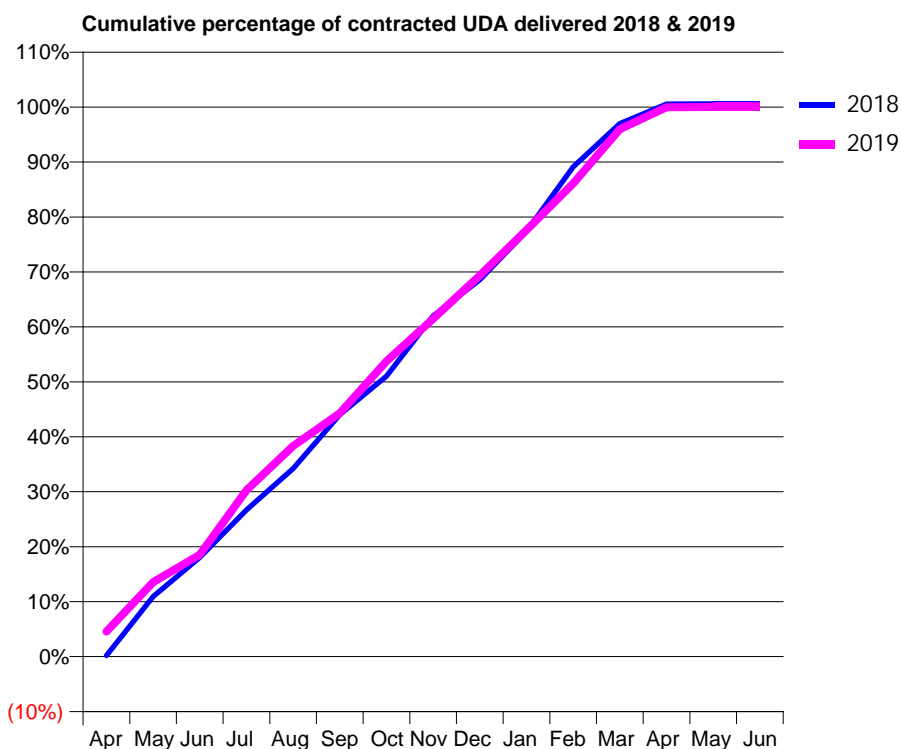
18/19 Contracted general activity (UDA)	19,470
Carry forward general activity (UDA)	0
18/19 Contracted orthodontic activity (UOA)	0
Carry forward orthodontic activity (UOA)	0
Baseline contract value	£588,760.04

ACCESS*

Patients seen in 24 months	Total	Change since previous quarter
Quarter ending March 2018	6,181	
Quarter ending June 2018	6,226	→
Quarter ending September 2018	6,290	→
Quarter ending December 2018	6,213	↓
Quarter ending March 2019	6,212	→
Variance since March 2018	0.5%	→



ACTIVITY



Month	Adjusted Scheduled Activity (UDA)	
	2018	2019
April	35	885
May	2,127	2,637
June	3,513	3,607
July	5,201	5,892
August	6,664	7,465
September	8,569	8,622
October	9,941	10,465
November	12,075	11,970
December	13,352	13,504
January	15,071	15,114
February	17,351	16,759
March	18,885	18,683
April	19,578	19,463
May	19,581	19,472
June	19,582	19,472

QUALITY

	Quantity	Base Number	Contract	AT	Region	England
% of FP17s for the same patient ID Re-attending within 3 months - Children	112	1,898	5.9%	9.6%	11.3%	11.8%
% of FP17s for the same patient ID Re-attending within 3 months - Adults	1,095	7,856	13.9%	15.2%	15.4%	15.7%
% of FP17s for the same patient ID Re-attending between 3 & 9 months - Children	1,328	1,898	70.0%	60.2%	61.3%	58.9%
% of FP17s for the same patient ID Re-attending between 3 & 9 months - Adults	5,285	7,856	67.3%	51.3%	52.1%	50.8%
% of FP17s for Band 1 Urgent Courses	924	9,764	9.5%	9.5%	9.5%	9.1%
% of FP17s Relating to Free Repair or Replacements	58	9,764	0.6%	0.5%	0.6%	0.8%
% of FP17s Relating to Continuations	39	9,764	0.4%	0.8%	0.8%	0.9%
% of Patients satisfied with the dentistry they have received	3	3	N/A	92.4%	92.4%	92.5%
% of Patients satisfied with the time they had to wait for an appointment	3	3	N/A	88.4%	86.3%	87.0%

* This is based on patients treated on this contract for their most recent course of treatment. Figures in italics indicate the base number of FP17s or Patient Questionnaire responses are less than 100. N/A is shown where the base number of responses is less than 10 during the period. % is calculated as Quantity/Base number*100

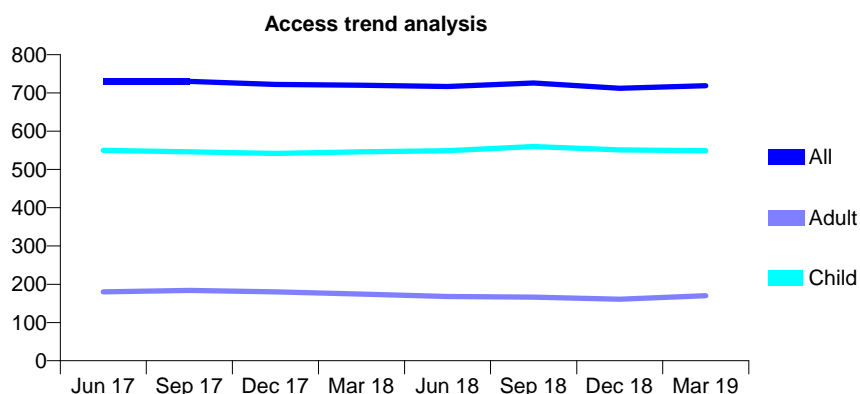
Q68 - Vital Signs At a Glance Contract Report for 817910/0001 - Year end March 2019

Name or company name	MR GD LOADER
Contract type name	GDS Contract
Purpose of contract	General
Contract start date	01/04/2006
Contract end date	

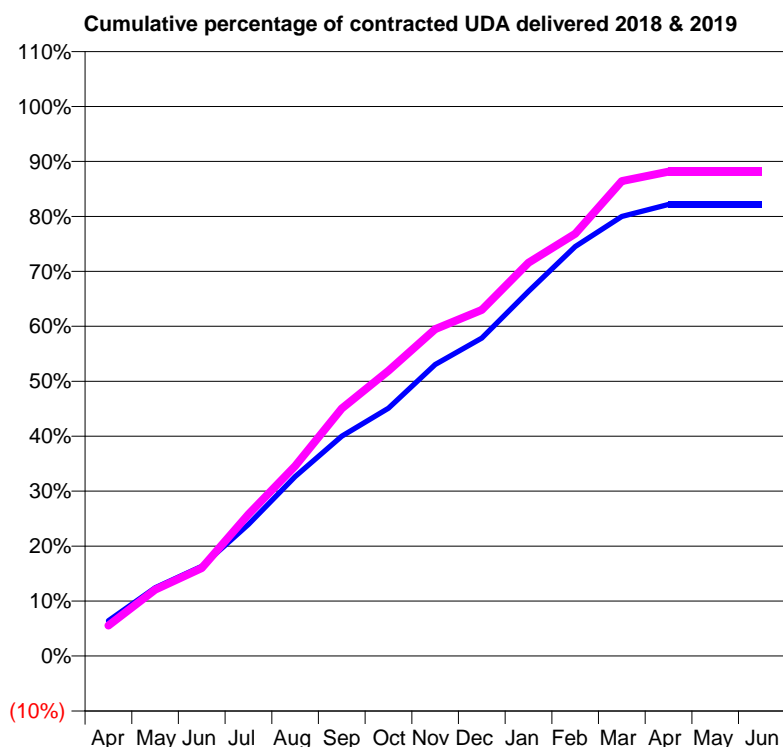
18/19 Contracted general activity (UDA)	1,350
Carry forward general activity (UDA)	0
18/19 Contracted orthodontic activity (UOA)	0
Carry forward orthodontic activity (UOA)	0
Baseline contract value	£31,983.05

ACCESS*

Patients seen in 24 months	Total	Change since previous quarter
Quarter ending March 2018	720	
Quarter ending June 2018	717	→
Quarter ending September 2018	726	→
Quarter ending December 2018	712	↓
Quarter ending March 2019	719	→
Variance since March 2018	(0.1%)	→



ACTIVITY



Month	Adjusted Scheduled Activity (UDA)	
	2018	2019
April	98	75
May	189	163
June	248	216
July	364	348
August	496	467
September	608	608
October	686	701
November	807	803
December	880	850
January	1,009	966
February	1,133	1,037
March	1,216	1,167
April	1,249	1,190
May	1,249	1,190
June	1,249	1,190

QUALITY

	Quantity	Base Number	Contract	AT	Region	England
% of FP17s for the same patient ID Re-attending within 3 months - Children	42	879	4.8%	9.6%	11.3%	11.8%
% of FP17s for the same patient ID Re-attending within 3 months - Adults	1	140	0.7%	15.2%	15.4%	15.7%
% of FP17s for the same patient ID Re-attending between 3 & 9 months - Children	590	879	67.1%	60.2%	61.3%	58.9%
% of FP17s for the same patient ID Re-attending between 3 & 9 months - Adults	86	140	61.4%	51.3%	52.1%	50.8%
% of FP17s for Band 1 Urgent Courses	4	1,013	0.4%	9.5%	9.5%	9.1%
% of FP17s Relating to Free Repair or Replacements	0	1,013	0.0%	0.5%	0.6%	0.8%
% of FP17s Relating to Continuations	9	1,013	0.9%	0.8%	0.8%	0.9%
% of Patients satisfied with the dentistry they have received	1	1	N/A	92.4%	92.4%	92.5%
% of Patients satisfied with the time they had to wait for an appointment	1	1	N/A	88.4%	86.3%	87.0%

* This is based on patients treated on this contract for their most recent course of treatment. Figures in italics indicate the base number of FP17s or Patient Questionnaire responses are less than 100. N/A is shown where the base number of responses is less than 10 during the period. % is calculated as Quantity/Base number*100

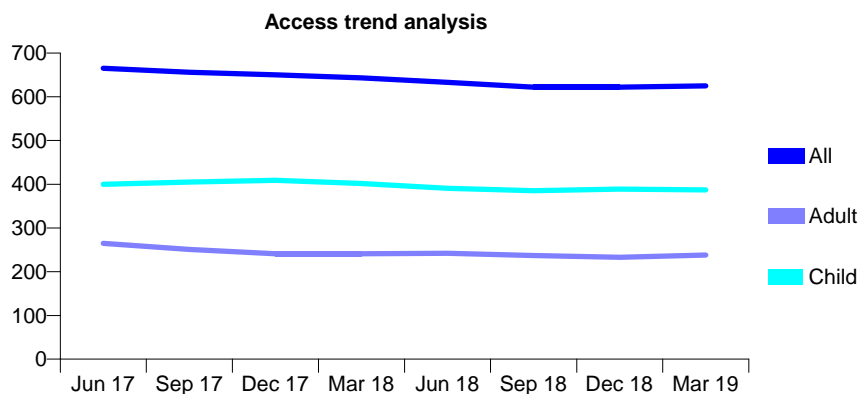
Q68 - Vital Signs At a Glance Contract Report for 819158/0001 - Year end March 2019

Name or company name	MRS NJ GRAINGE
Contract type name	GDS Contract
Purpose of contract	General
Contract start date	01/04/2006
Contract end date	

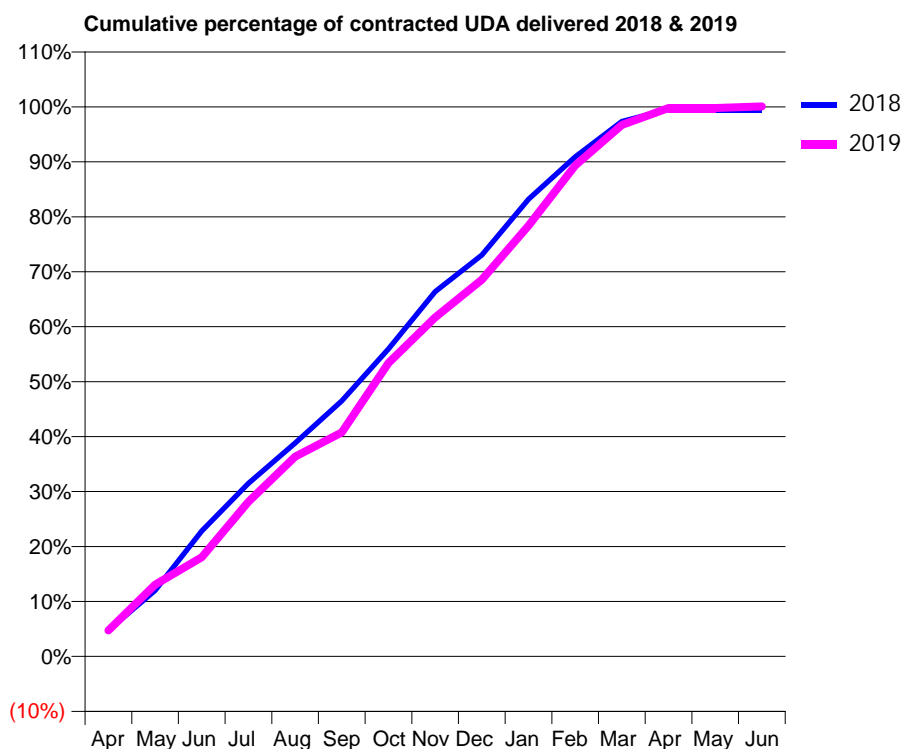
18/19 Contracted general activity (UDA)	1,450
Carry forward general activity (UDA)	6
18/19 Contracted orthodontic activity (UOA)	0
Carry forward orthodontic activity (UOA)	0
Baseline contract value	£30,799.61

ACCESS*

Patients seen in 24 months	Total	Change since previous quarter
Quarter ending March 2018	643	
Quarter ending June 2018	633	↓
Quarter ending September 2018	622	↓
Quarter ending December 2018	622	→
Quarter ending March 2019	625	→
Variance since March 2018	(2.8%)	↓



ACTIVITY



Month	Adjusted Scheduled Activity (UDA)	
	2018	2019
April	69	69
May	174	189
June	331	262
July	456	408
August	563	527
September	674	591
October	811	774
November	963	895
December	1,059	994
January	1,206	1,136
February	1,318	1,295
March	1,412	1,402
April	1,444	1,447
May	1,444	1,447
June	1,444	1,451

QUALITY

	Quantity	Base Number	Contract	AT	Region	England
% of FP17s for the same patient ID Re-attending within 3 months - Children	32	646	5.0%	9.6%	11.3%	11.8%
% of FP17s for the same patient ID Re-attending within 3 months - Adults	34	281	12.1%	15.2%	15.4%	15.7%
% of FP17s for the same patient ID Re-attending between 3 & 9 months - Children	473	646	73.2%	60.2%	61.3%	58.9%
% of FP17s for the same patient ID Re-attending between 3 & 9 months - Adults	129	281	45.9%	51.3%	52.1%	50.8%
% of FP17s for Band 1 Urgent Courses	36	932	3.9%	9.5%	9.5%	9.1%
% of FP17s Relating to Free Repair or Replacements	0	932	0.0%	0.5%	0.6%	0.8%
% of FP17s Relating to Continuations	0	932	0.0%	0.8%	0.8%	0.9%
% of Patients satisfied with the dentistry they have received	0	0	N/A	92.4%	92.4%	92.5%
% of Patients satisfied with the time they had to wait for an appointment	0	0	N/A	88.4%	86.3%	87.0%

* This is based on patients treated on this contract for their most recent course of treatment. Figures in italics indicate the base number of FP17s or Patient Questionnaire responses are less than 100. N/A is shown where the base number of responses is less than 10 during the period. % is calculated as Quantity/Base number*100

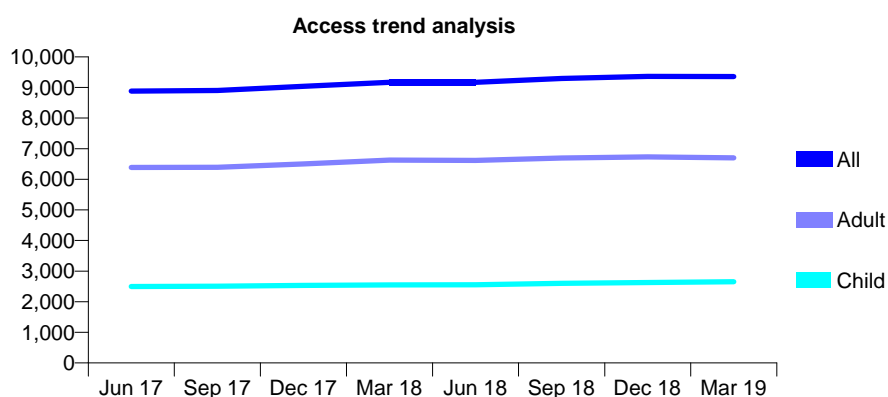
Q68 - Vital Signs At a Glance Contract Report for 819492/0001 - Year end March 2019

Name or company name	MISS KT TANNA
Contract type name	GDS Contract
Purpose of contract	General
Contract start date	01/04/2006
Contract end date	

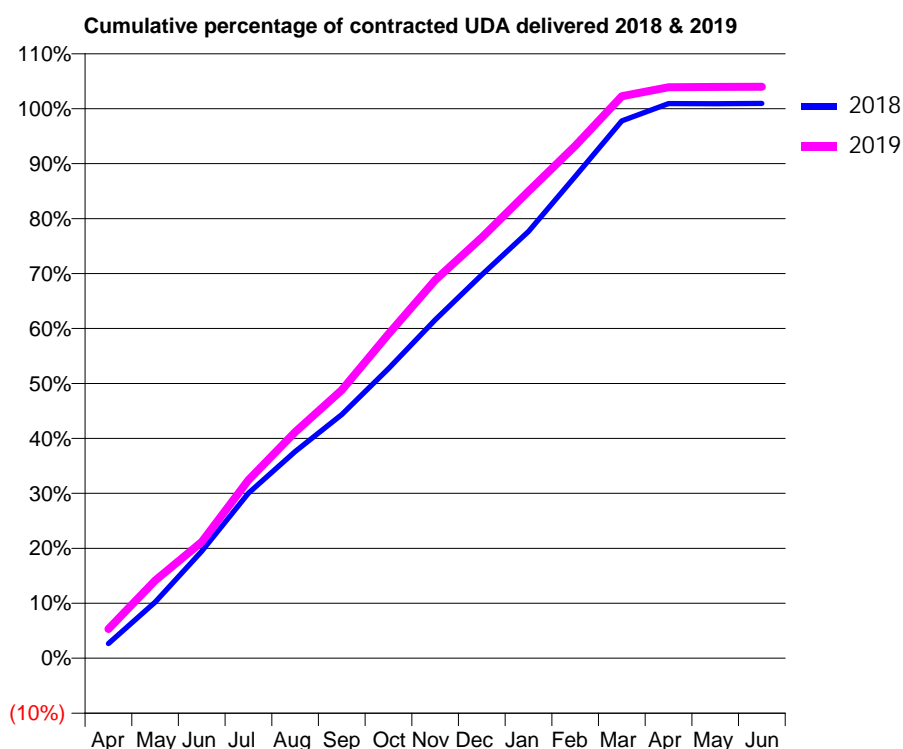
18/19 Contracted general activity (UDA)	20,150
Carry forward general activity (UDA)	0
18/19 Contracted orthodontic activity (UOA)	0
Carry forward orthodontic activity (UOA)	0
Baseline contract value	£596,794.26

ACCESS*

Patients seen in 24 months	Total	Change since previous quarter
Quarter ending March 2018	9,170	
Quarter ending June 2018	9,171	→
Quarter ending September 2018	9,295	→
Quarter ending December 2018	9,360	→
Quarter ending March 2019	9,356	→
Variance since March 2018	2.0%	↑



ACTIVITY



Month	Adjusted Scheduled Activity (UDA)	
	2018	2019
April	537	1,073
May	2,054	2,849
June	3,923	4,265
July	6,050	6,534
August	7,578	8,295
September	8,935	9,832
October	10,619	11,884
November	12,409	13,863
December	14,055	15,423
January	15,643	17,123
February	17,665	18,789
March	19,706	20,606
April	20,336	20,936
May	20,331	20,948
June	20,345	20,951

QUALITY

	Quantity	Base Number	Contract	AT	Region	England
% of FP17s for the same patient ID Re-attending within 3 months - Children	212	4,143	5.1%	9.6%	11.3%	11.8%
% of FP17s for the same patient ID Re-attending within 3 months - Adults	1,017	8,950	11.4%	15.2%	15.4%	15.7%
% of FP17s for the same patient ID Re-attending between 3 & 9 months - Children	2,833	4,143	68.4%	60.2%	61.3%	58.9%
% of FP17s for the same patient ID Re-attending between 3 & 9 months - Adults	5,056	8,950	56.5%	51.3%	52.1%	50.8%
% of FP17s for Band 1 Urgent Courses	1,259	12,925	9.7%	9.5%	9.5%	9.1%
% of FP17s Relating to Free Repair or Replacements	79	12,925	0.6%	0.5%	0.6%	0.8%
% of FP17s Relating to Continuations	19	12,925	0.1%	0.8%	0.8%	0.9%
% of Patients satisfied with the dentistry they have received	1	1	N/A	92.4%	92.4%	92.5%
% of Patients satisfied with the time they had to wait for an appointment	1	1	N/A	88.4%	86.3%	87.0%

* This is based on patients treated on this contract for their most recent course of treatment.

Figures in italics indicate the base number of FP17s or Patient Questionnaire responses are less than 100. N/A is shown where the base number of responses is less than 10 during the period. % is calculated as Quantity/Base number*100

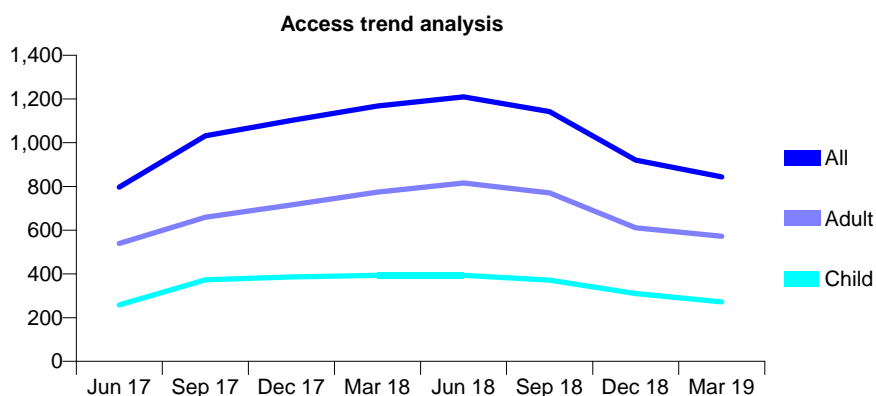
Q68 - Vital Signs At a Glance Contract Report for 819921/0001 - Year end March 2019

Name or company name	Priors Croft Partnership
Contract type name	GDS Contract
Purpose of contract	General
Contract start date	01/04/2006
Contract end date	

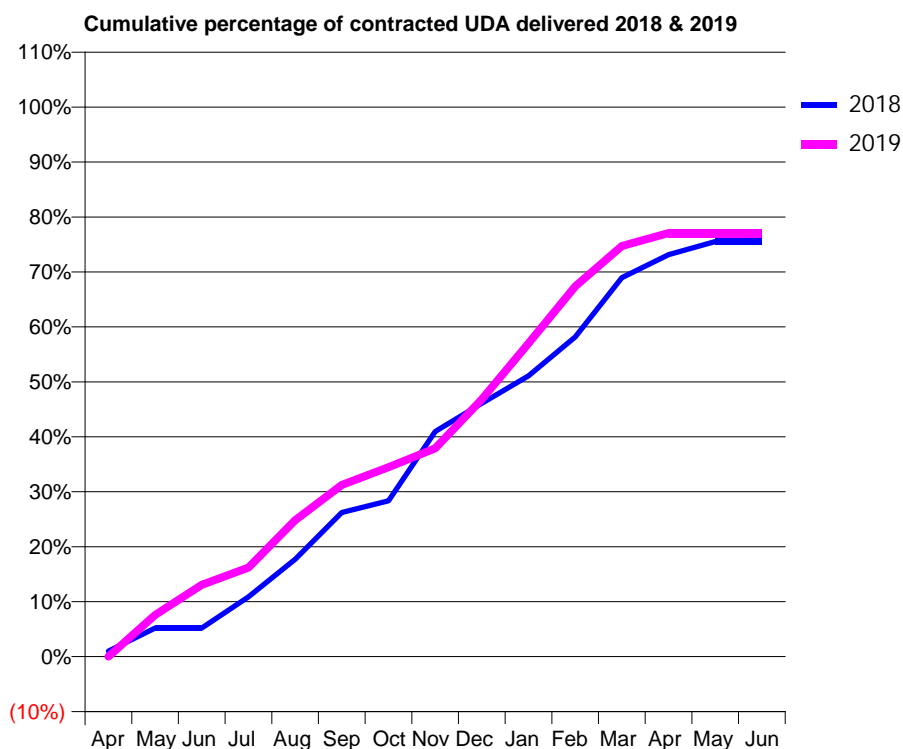
18/19 Contracted general activity (UDA)	1,800
Carry forward general activity (UDA)	0
18/19 Contracted orthodontic activity (UOA)	0
Carry forward orthodontic activity (UOA)	0
Baseline contract value	£41,498.03

ACCESS*

Patients seen in 24 months	Total	Change since previous quarter
Quarter ending March 2018	1,168	
Quarter ending June 2018	1,210	↑
Quarter ending September 2018	1,142	↓
Quarter ending December 2018	921	↓
Quarter ending March 2019	844	↓
Variance since March 2018	(27.7%)	↓



ACTIVITY



Month	Adjusted Scheduled Activity (UDA)	
	2018	2019
April	18	0
May	94	137
June	94	235
July	196	292
August	319	447
September	472	563
October	510	620
November	737	683
December	830	843
January	920	1,026
February	1,047	1,213
March	1,241	1,345
April	1,316	1,387
May	1,360	1,387
June	1,360	1,387

QUALITY

	Quantity	Base Number	Contract	AT	Region	England
% of FP17s for the same patient ID Re-attending within 3 months - Children	21	496	4.2%	9.6%	11.3%	11.8%
% of FP17s for the same patient ID Re-attending within 3 months - Adults	123	862	14.3%	15.2%	15.4%	15.7%
% of FP17s for the same patient ID Re-attending between 3 & 9 months - Children	348	496	70.2%	60.2%	61.3%	58.9%
% of FP17s for the same patient ID Re-attending between 3 & 9 months - Adults	390	862	45.2%	51.3%	52.1%	50.8%
% of FP17s for Band 1 Urgent Courses	60	858	7.0%	9.5%	9.5%	9.1%
% of FP17s Relating to Free Repair or Replacements	0	858	0.0%	0.5%	0.6%	0.8%
% of FP17s Relating to Continuations	1	858	0.1%	0.8%	0.8%	0.9%
% of Patients satisfied with the dentistry they have received	0	0	N/A	92.4%	92.4%	92.5%
% of Patients satisfied with the time they had to wait for an appointment	0	0	N/A	88.4%	86.3%	87.0%

* This is based on patients treated on this contract for their most recent course of treatment. Figures in italics indicate the base number of FP17s or Patient Questionnaire responses are less than 100. N/A is shown where the base number of responses is less than 10 during the period. % is calculated as Quantity/Base number*100

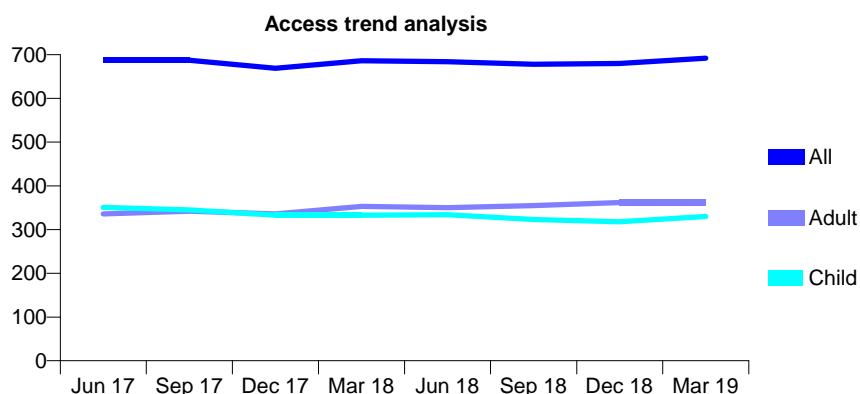
Q68 - Vital Signs At a Glance Contract Report for 820938/0001 - Year end March 2019

Name or company name	MISS VJ MOON
Contract type name	GDS Contract
Purpose of contract	General
Contract start date	01/04/2006
Contract end date	

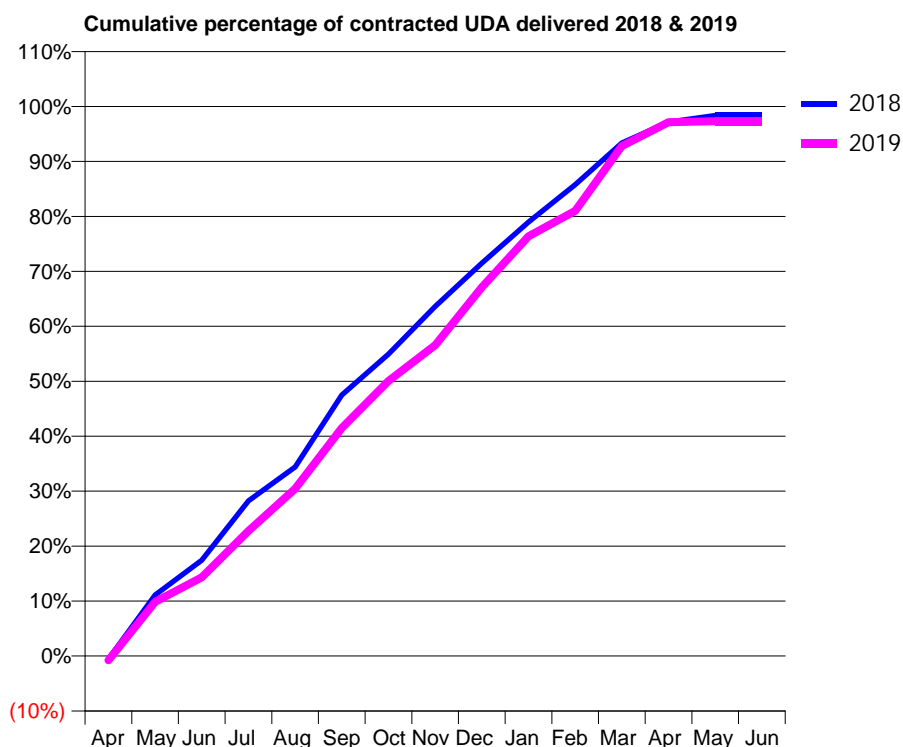
18/19 Contracted general activity (UDA)	2,040
Carry forward general activity (UDA)	33
18/19 Contracted orthodontic activity (UOA)	0
Carry forward orthodontic activity (UOA)	0
Baseline contract value	£51,700.79

ACCESS*

Patients seen in 24 months	Total	Change since previous quarter
Quarter ending March 2018	686	
Quarter ending June 2018	684	→
Quarter ending September 2018	678	→
Quarter ending December 2018	680	→
Quarter ending March 2019	692	→
Variance since March 2018	0.9%	→



ACTIVITY



Month	Adjusted Scheduled Activity (UDA)	
	2018	2019
April	-11	-16
May	227	201
June	356	292
July	576	464
August	702	621
September	969	846
October	1,121	1,021
November	1,298	1,154
December	1,458	1,369
January	1,611	1,558
February	1,750	1,652
March	1,904	1,893
April	1,983	1,981
May	2,007	1,986
June	2,007	1,986

QUALITY

	Quantity	Base Number	Contract	AT	Region	England
% of FP17s for the same patient ID Re-attending within 3 months - Children	53	620	8.5%	9.6%	11.3%	11.8%
% of FP17s for the same patient ID Re-attending within 3 months - Adults	72	530	13.6%	15.2%	15.4%	15.7%
% of FP17s for the same patient ID Re-attending between 3 & 9 months - Children	469	620	75.6%	60.2%	61.3%	58.9%
% of FP17s for the same patient ID Re-attending between 3 & 9 months - Adults	331	530	62.5%	51.3%	52.1%	50.8%
% of FP17s for Band 1 Urgent Courses	59	1,125	5.2%	9.5%	9.5%	9.1%
% of FP17s Relating to Free Repair or Replacements	5	1,125	0.4%	0.5%	0.6%	0.8%
% of FP17s Relating to Continuations	0	1,125	0.0%	0.8%	0.8%	0.9%
% of Patients satisfied with the dentistry they have received	0	0	N/A	92.4%	92.4%	92.5%
% of Patients satisfied with the time they had to wait for an appointment	0	0	N/A	88.4%	86.3%	87.0%

* This is based on patients treated on this contract for their most recent course of treatment. Figures in italics indicate the base number of FP17s or Patient Questionnaire responses are less than 100. N/A is shown where the base number of responses is less than 10 during the period. % is calculated as Quantity/Base number*100

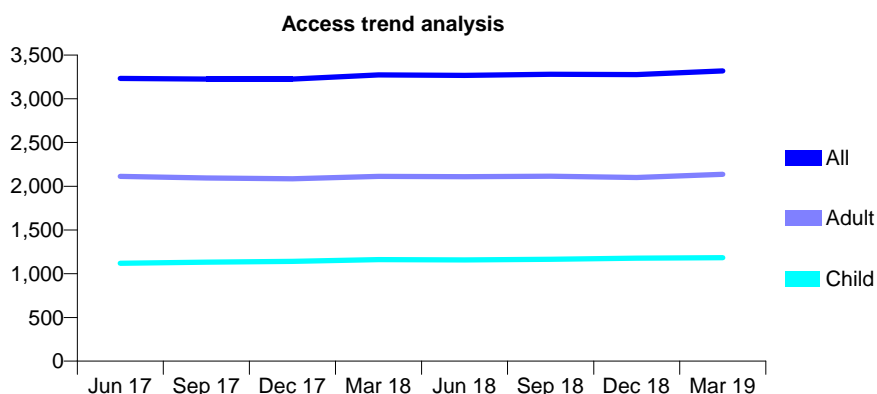
Q68 - Vital Signs At a Glance Contract Report for 822221/0001 - Year end March 2019

Name or company name	MRS NE VADASZ
Contract type name	GDS Contract
Purpose of contract	General
Contract start date	01/04/2006
Contract end date	

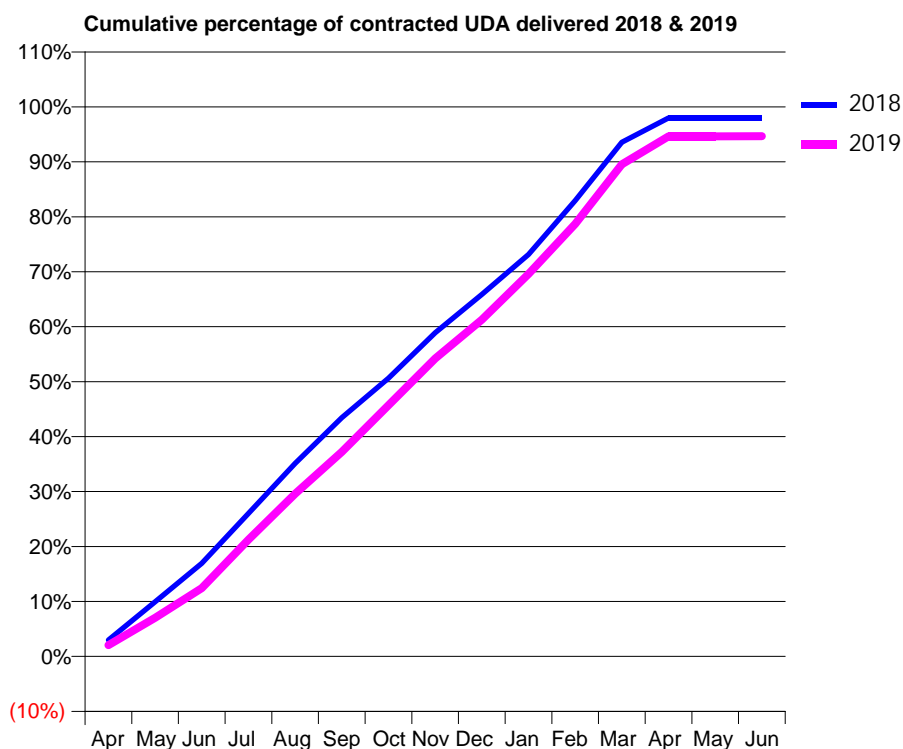
18/19 Contracted general activity (UDA)	9,130
Carry forward general activity (UDA)	185
18/19 Contracted orthodontic activity (UOA)	0
Carry forward orthodontic activity (UOA)	0
Baseline contract value	£244,404.36

ACCESS*

Patients seen in 24 months	Total	Change since previous quarter
Quarter ending March 2018	3,274	
Quarter ending June 2018	3,268	→
Quarter ending September 2018	3,279	→
Quarter ending December 2018	3,277	→
Quarter ending March 2019	3,320	→
Variance since March 2018	1.4%	→



ACTIVITY



Month	Adjusted Scheduled Activity (UDA)	
	2018	2019
April	273	187
May	907	644
June	1,546	1,135
July	2,375	1,939
August	3,206	2,703
September	3,965	3,398
October	4,623	4,174
November	5,378	4,948
December	6,013	5,594
January	6,679	6,352
February	7,575	7,187
March	8,543	8,174
April	8,944	8,639
May	8,944	8,640
June	8,944	8,641

QUALITY

	Quantity	Base Number	Contract	AT	Region	England
% of FP17s for the same patient ID Re-attending within 3 months - Children	114	1,955	5.8%	9.6%	11.3%	11.8%
% of FP17s for the same patient ID Re-attending within 3 months - Adults	340	2,793	12.2%	15.2%	15.4%	15.7%
% of FP17s for the same patient ID Re-attending between 3 & 9 months - Children	1,410	1,955	72.1%	60.2%	61.3%	58.9%
% of FP17s for the same patient ID Re-attending between 3 & 9 months - Adults	1,250	2,793	44.8%	51.3%	52.1%	50.8%
% of FP17s for Band 1 Urgent Courses	327	4,782	6.8%	9.5%	9.5%	9.1%
% of FP17s Relating to Free Repair or Replacements	19	4,782	0.4%	0.5%	0.6%	0.8%
% of FP17s Relating to Continuations	13	4,782	0.3%	0.8%	0.8%	0.9%
% of Patients satisfied with the dentistry they have received	4	4	N/A	92.4%	92.4%	92.5%
% of Patients satisfied with the time they had to wait for an appointment	4	4	N/A	88.4%	86.3%	87.0%

* This is based on patients treated on this contract for their most recent course of treatment. Figures in italics indicate the base number of FP17s or Patient Questionnaire responses are less than 100. N/A is shown where the base number of responses is less than 10 during the period. % is calculated as Quantity/Base number*100

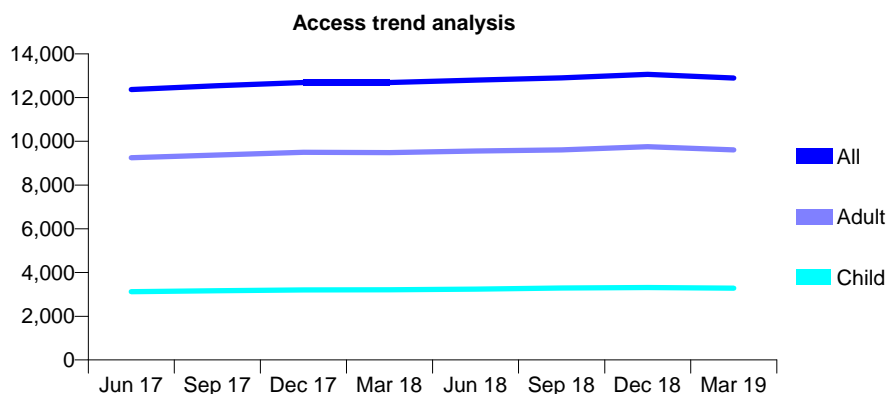
Q68 - Vital Signs At a Glance Contract Report for 825107/0003 - Year end March 2019

Name or company name	MR S OBERAI
Contract type name	GDS Contract
Purpose of contract	General
Contract start date	01/04/2006
Contract end date	

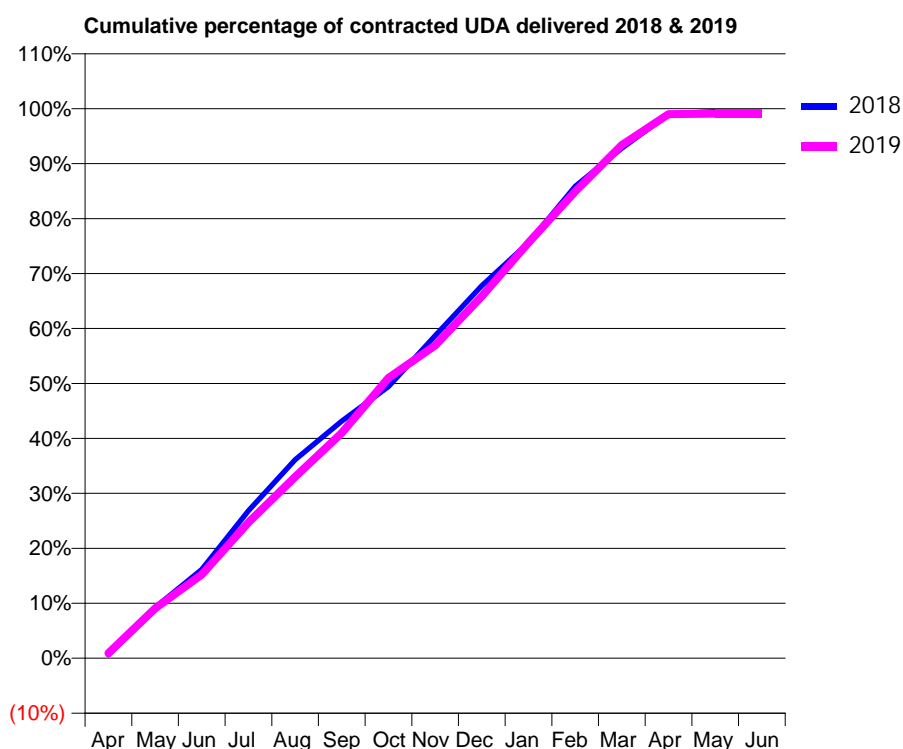
18/19 Contracted general activity (UDA)	33,874
Carry forward general activity (UDA)	184
18/19 Contracted orthodontic activity (UOA)	0
Carry forward orthodontic activity (UOA)	0
Baseline contract value	£903,587.62

ACCESS*

Patients seen in 24 months	Total	Change since previous quarter
Quarter ending March 2018	12,694	
Quarter ending June 2018	12,799	→
Quarter ending September 2018	12,899	→
Quarter ending December 2018	13,066	→
Quarter ending March 2019	12,893	↓
Variance since March 2018	1.6%	→



ACTIVITY



Month	Adjusted Scheduled Activity (UDA)	
	2018	2019
April	219	308
May	3,133	3,070
June	5,473	5,158
July	9,084	8,369
August	12,237	11,181
September	14,623	13,888
October	16,746	17,280
November	19,881	19,282
December	22,963	22,302
January	25,613	25,613
February	29,085	28,768
March	31,426	31,631
April	33,542	33,535
May	33,693	33,566
June	33,690	33,569

QUALITY

	Quantity	Base Number	Contract	AT	Region	England
% of FP17s for the same patient ID Re-attending within 3 months - Children	256	3,820	6.7%	9.6%	11.3%	11.8%
% of FP17s for the same patient ID Re-attending within 3 months - Adults	1,374	9,806	14.0%	15.2%	15.4%	15.7%
% of FP17s for the same patient ID Re-attending between 3 & 9 months - Children	1,547	3,820	40.5%	60.2%	61.3%	58.9%
% of FP17s for the same patient ID Re-attending between 3 & 9 months - Adults	3,091	9,806	31.5%	51.3%	52.1%	50.8%
% of FP17s for Band 1 Urgent Courses	2,523	13,472	18.7%	9.5%	9.5%	9.1%
% of FP17s Relating to Free Repair or Replacements	28	13,472	0.2%	0.5%	0.6%	0.8%
% of FP17s Relating to Continuations	21	13,472	0.2%	0.8%	0.8%	0.9%
% of Patients satisfied with the dentistry they have received	4	4	N/A	92.4%	92.4%	92.5%
% of Patients satisfied with the time they had to wait for an appointment	4	4	N/A	88.4%	86.3%	87.0%

* This is based on patients treated on this contract for their most recent course of treatment.

Figures in italics indicate the base number of FP17s or Patient Questionnaire responses are less than 100. N/A is shown where the base number of responses is less than 10 during the period. % is calculated as Quantity/Base number*100

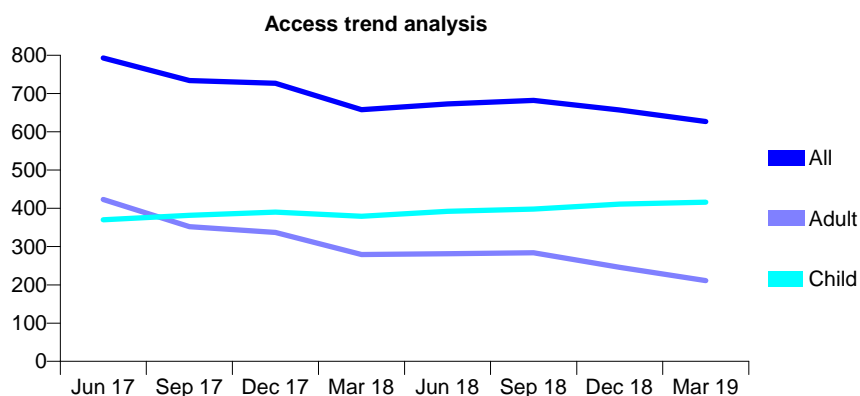
Q68 - Vital Signs At a Glance Contract Report for 825107/0011 - Year end March 2019

Name or company name	Dr M Al-Zibari trading as West Horsley Den
Contract type name	GDS Contract
Purpose of contract	General
Contract start date	01/05/2012
Contract end date	

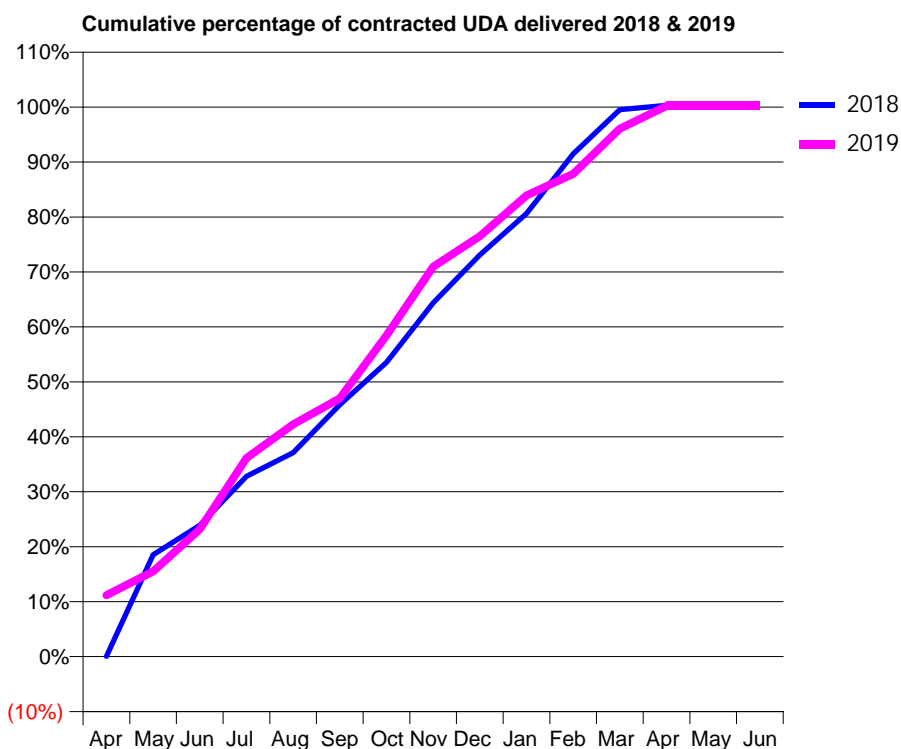
18/19 Contracted general activity (UDA)	1,676
Carry forward general activity (UDA)	0
18/19 Contracted orthodontic activity (UOA)	0
Carry forward orthodontic activity (UOA)	0
Baseline contract value	£40,591.17

ACCESS*

Patients seen in 24 months	Total	Change since previous quarter
Quarter ending March 2018	658	
Quarter ending June 2018	673	↑
Quarter ending September 2018	682	→
Quarter ending December 2018	657	↓
Quarter ending March 2019	627	↓
Variance since March 2018	(4.7%)	↓



ACTIVITY



Month	Adjusted Scheduled Activity (UDA)	
	2018	2019
April	1	187
May	310	260
June	400	388
July	550	605
August	622	708
September	768	788
October	897	979
November	1,079	1,190
December	1,225	1,282
January	1,351	1,406
February	1,533	1,472
March	1,668	1,610
April	1,681	1,679
May	1,681	1,679
June	1,681	1,679

QUALITY

	Quantity	Base Number	Contract	AT	Region	England
% of FP17s for the same patient ID Re-attending within 3 months - Children	73	659	11.1%	9.6%	11.3%	11.8%
% of FP17s for the same patient ID Re-attending within 3 months - Adults	32	199	16.1%	15.2%	15.4%	15.7%
% of FP17s for the same patient ID Re-attending between 3 & 9 months - Children	368	659	55.8%	60.2%	61.3%	58.9%
% of FP17s for the same patient ID Re-attending between 3 & 9 months - Adults	92	199	46.2%	51.3%	52.1%	50.8%
% of FP17s for Band 1 Urgent Courses	21	869	2.4%	9.5%	9.5%	9.1%
% of FP17s Relating to Free Repair or Replacements	0	869	0.0%	0.5%	0.6%	0.8%
% of FP17s Relating to Continuations	0	869	0.0%	0.8%	0.8%	0.9%
% of Patients satisfied with the dentistry they have received	0	0	N/A	92.4%	92.4%	92.5%
% of Patients satisfied with the time they had to wait for an appointment	0	0	N/A	88.4%	86.3%	87.0%

* This is based on patients treated on this contract for their most recent course of treatment. Figures in italics indicate the base number of FP17s or Patient Questionnaire responses are less than 100. N/A is shown where the base number of responses is less than 10 during the period. % is calculated as Quantity/Base number*100

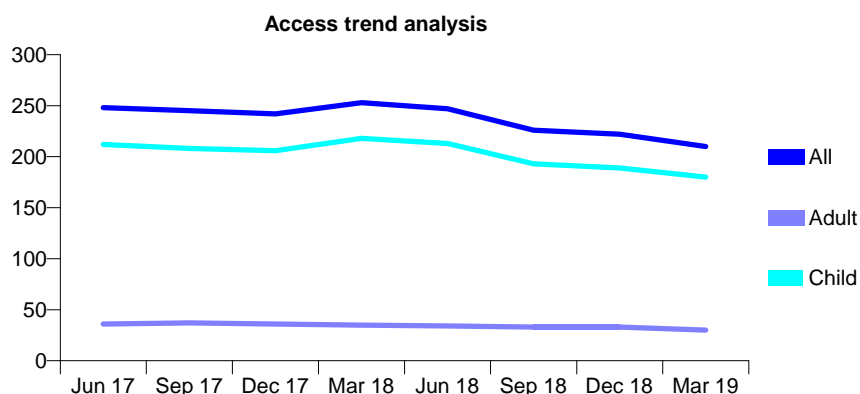
Q68 - Vital Signs At a Glance Contract Report for 829196/0001 - Year end March 2019

Name or company name	DR JA JULLIEN
Contract type name	GDS Contract
Purpose of contract	General
Contract start date	01/04/2006
Contract end date	

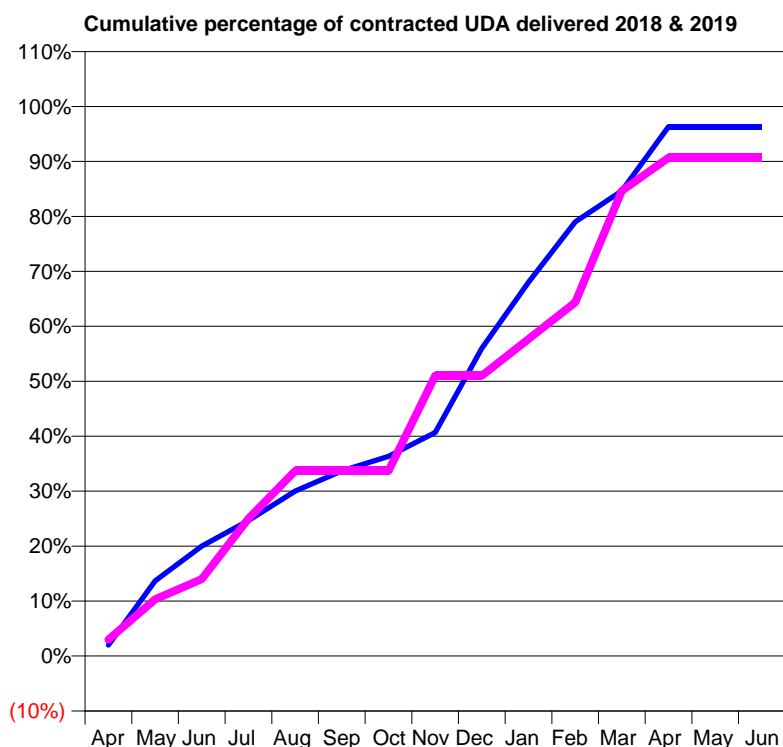
18/19 Contracted general activity (UDA)	300
Carry forward general activity (UDA)	11
18/19 Contracted orthodontic activity (UOA)	0
Carry forward orthodontic activity (UOA)	0
Baseline contract value	£6,857.00

ACCESS*

Patients seen in 24 months	Total	Change since previous quarter
Quarter ending March 2018	253	
Quarter ending June 2018	247	↓
Quarter ending September 2018	226	↓
Quarter ending December 2018	222	↓
Quarter ending March 2019	210	↓
Variance since March 2018	(17.0%)	↓



ACTIVITY



Month	Adjusted Scheduled Activity (UDA)	
	2018	2019
April	6	9
May	41	31
June	60	42
July	74	75
August	90	101
September	101	101
October	109	101
November	122	153
December	168	153
January	204	173
February	237	193
March	254	254
April	289	272
May	289	272
June	289	272

QUALITY

	Quantity	Base Number	Contract	AT	Region	England
% of FP17s for the same patient ID Re-attending within 3 months - Children	10	258	3.9%	9.6%	11.3%	11.8%
% of FP17s for the same patient ID Re-attending within 3 months - Adults	1	4	25.0%	15.2%	15.4%	15.7%
% of FP17s for the same patient ID Re-attending between 3 & 9 months - Children	130	258	50.4%	60.2%	61.3%	58.9%
% of FP17s for the same patient ID Re-attending between 3 & 9 months - Adults	3	4	75.0%	51.3%	52.1%	50.8%
% of FP17s for Band 1 Urgent Courses	1	241	0.4%	9.5%	9.5%	9.1%
% of FP17s Relating to Free Repair or Replacements	0	241	0.0%	0.5%	0.6%	0.8%
% of FP17s Relating to Continuations	0	241	0.0%	0.8%	0.8%	0.9%
% of Patients satisfied with the dentistry they have received	0	0	N/A	92.4%	92.4%	92.5%
% of Patients satisfied with the time they had to wait for an appointment	0	0	N/A	88.4%	86.3%	87.0%

* This is based on patients treated on this contract for their most recent course of treatment. Figures in italics indicate the base number of FP17s or Patient Questionnaire responses are less than 100. N/A is shown where the base number of responses is less than 10 during the period. % is calculated as Quantity/Base number*100

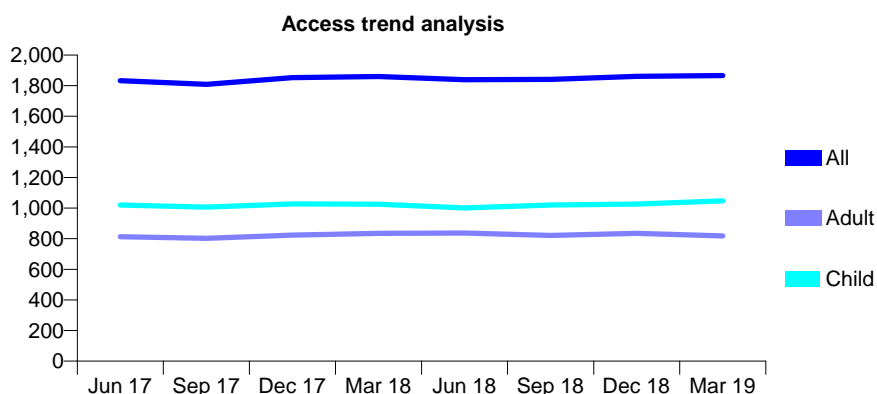
Q68 - Vital Signs At a Glance Contract Report for 831514/0002 - Year end March 2019

Name or company name	MR NC GREEN
Contract type name	GDS Contract
Purpose of contract	General
Contract start date	01/04/2006
Contract end date	

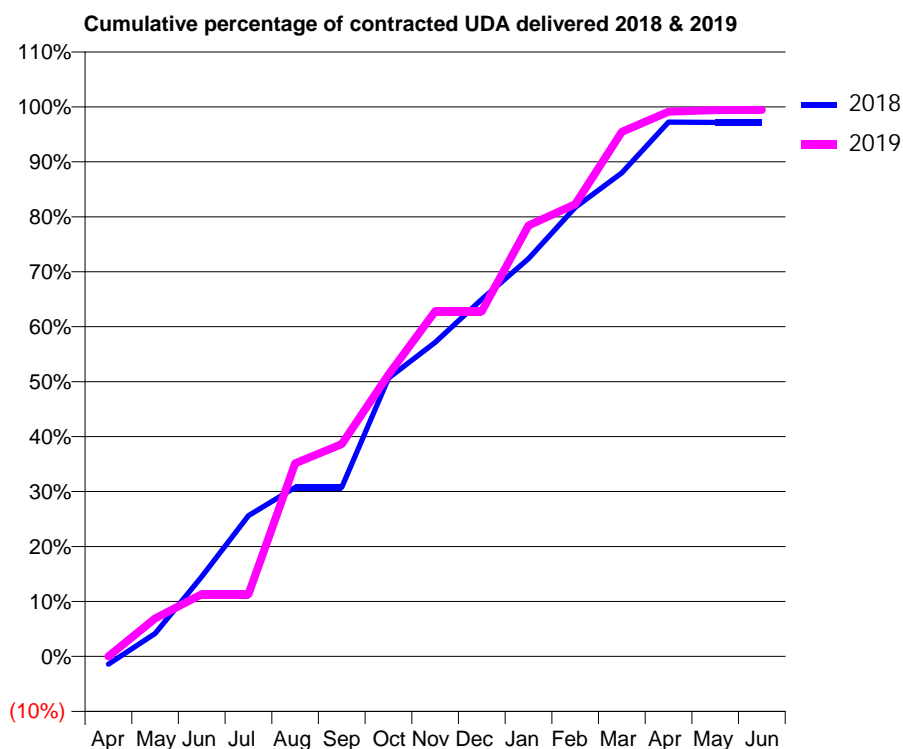
18/19 Contracted general activity (UDA)	4,250
Carry forward general activity (UDA)	119
18/19 Contracted orthodontic activity (UOA)	0
Carry forward orthodontic activity (UOA)	0
Baseline contract value	£103,121.87

ACCESS*

Patients seen in 24 months	Total	Change since previous quarter
Quarter ending March 2018	1,860	
Quarter ending June 2018	1,839	↓
Quarter ending September 2018	1,841	→
Quarter ending December 2018	1,861	→
Quarter ending March 2019	1,866	→
Variance since March 2018	0.3%	→



ACTIVITY



Month	Adjusted Scheduled Activity (UDA)	
	2018	2019
April	-60	0
May	178	295
June	617	481
July	1,088	481
August	1,307	1,493
September	1,307	1,642
October	2,152	2,179
November	2,430	2,669
December	2,762	2,669
January	3,076	3,333
February	3,472	3,497
March	3,740	4,057
April	4,132	4,213
May	4,129	4,225
June	4,130	4,226

QUALITY

	Quantity	Base Number	Contract	AT	Region	England
% of FP17s for the same patient ID Re-attending within 3 months - Children	67	1,638	4.1%	9.6%	11.3%	11.8%
% of FP17s for the same patient ID Re-attending within 3 months - Adults	139	1,169	11.9%	15.2%	15.4%	15.7%
% of FP17s for the same patient ID Re-attending between 3 & 9 months - Children	1,057	1,638	64.5%	60.2%	61.3%	58.9%
% of FP17s for the same patient ID Re-attending between 3 & 9 months - Adults	764	1,169	65.4%	51.3%	52.1%	50.8%
% of FP17s for Band 1 Urgent Courses	28	2,711	1.0%	9.5%	9.5%	9.1%
% of FP17s Relating to Free Repair or Replacements	2	2,711	0.1%	0.5%	0.6%	0.8%
% of FP17s Relating to Continuations	12	2,711	0.4%	0.8%	0.8%	0.9%
% of Patients satisfied with the dentistry they have received	0	0	N/A	92.4%	92.4%	92.5%
% of Patients satisfied with the time they had to wait for an appointment	0	0	N/A	88.4%	86.3%	87.0%

* This is based on patients treated on this contract for their most recent course of treatment. Figures in italics indicate the base number of FP17s or Patient Questionnaire responses are less than 100. N/A is shown where the base number of responses is less than 10 during the period. % is calculated as Quantity/Base number*100

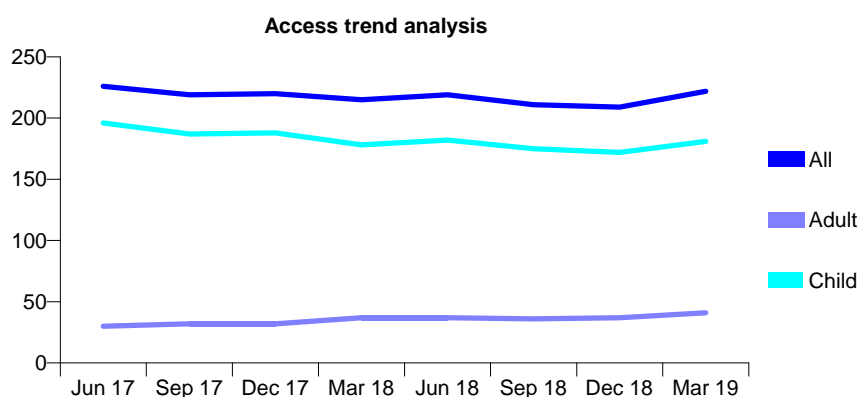
Q68 - Vital Signs At a Glance Contract Report for 833215/0001 - Year end March 2019

Name or company name	MRS A SIMPKINS
Contract type name	GDS Contract
Purpose of contract	General
Contract start date	01/04/2006
Contract end date	

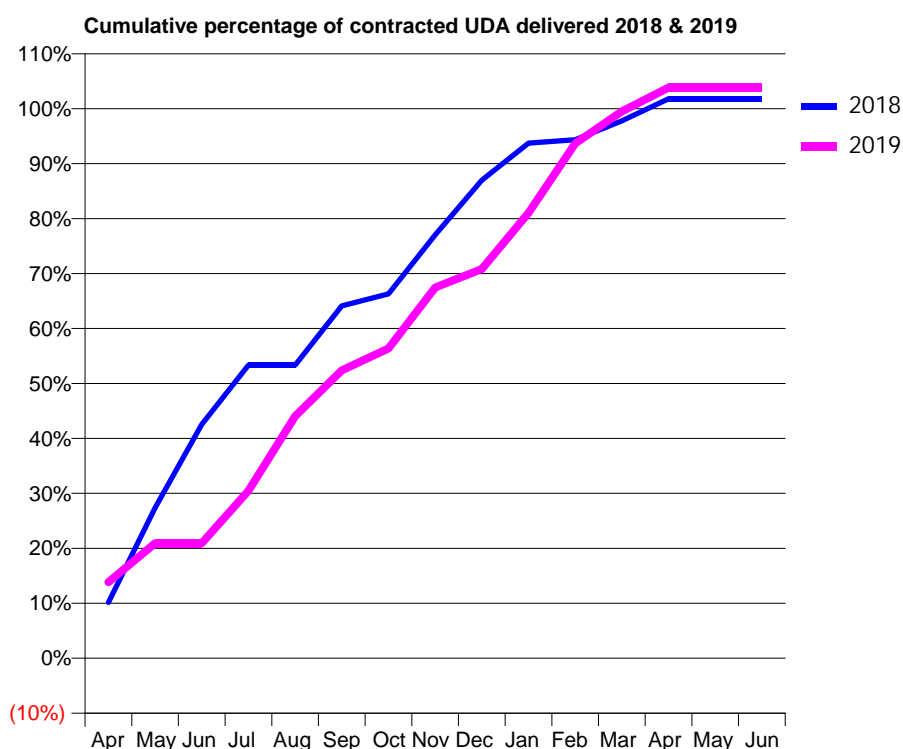
18/19 Contracted general activity (UDA)	325
Carry forward general activity (UDA)	0
18/19 Contracted orthodontic activity (UOA)	0
Carry forward orthodontic activity (UOA)	0
Baseline contract value	£9,514.00

ACCESS*

Patients seen in 24 months	Total	Change since previous quarter
Quarter ending March 2018	215	
Quarter ending June 2018	219	→
Quarter ending September 2018	211	↓
Quarter ending December 2018	209	→
Quarter ending March 2019	222	↑
Variance since March 2018	3.3%	↑



ACTIVITY



Month	Adjusted Scheduled Activity (UDA)	
	2018	2019
April	33	45
May	89	68
June	138	68
July	173	99
August	173	143
September	208	170
October	215	183
November	250	219
December	283	230
January	305	263
February	307	304
March	318	323
April	331	337
May	331	337
June	331	337

QUALITY

	Quantity	Base Number	Contract	AT	Region	England
% of FP17s for the same patient ID Re-attending within 3 months - Children	4	265	1.5%	9.6%	11.3%	11.8%
% of FP17s for the same patient ID Re-attending within 3 months - Adults	0	14	0.0%	15.2%	15.4%	15.7%
% of FP17s for the same patient ID Re-attending between 3 & 9 months - Children	126	265	47.5%	60.2%	61.3%	58.9%
% of FP17s for the same patient ID Re-attending between 3 & 9 months - Adults	6	14	42.9%	51.3%	52.1%	50.8%
% of FP17s for Band 1 Urgent Courses	3	279	1.1%	9.5%	9.5%	9.1%
% of FP17s Relating to Free Repair or Replacements	0	279	0.0%	0.5%	0.6%	0.8%
% of FP17s Relating to Continuations	0	279	0.0%	0.8%	0.8%	0.9%
% of Patients satisfied with the dentistry they have received	0	0	N/A	92.4%	92.4%	92.5%
% of Patients satisfied with the time they had to wait for an appointment	0	0	N/A	88.4%	86.3%	87.0%

* This is based on patients treated on this contract for their most recent course of treatment.

Figures in italics indicate the base number of FP17s or Patient Questionnaire responses are less than 100. N/A is shown where the base number of responses is less than 10 during the period. % is calculated as Quantity/Base number*100

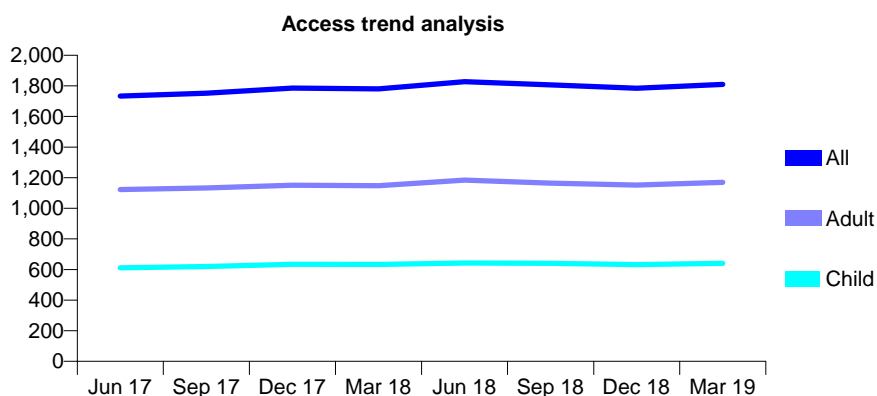
Q68 - Vital Signs At a Glance Contract Report for 833576/0001 - Year end March 2019

Name or company name	MR CS HOUSTON
Contract type name	GDS Contract
Purpose of contract	General
Contract start date	01/04/2006
Contract end date	

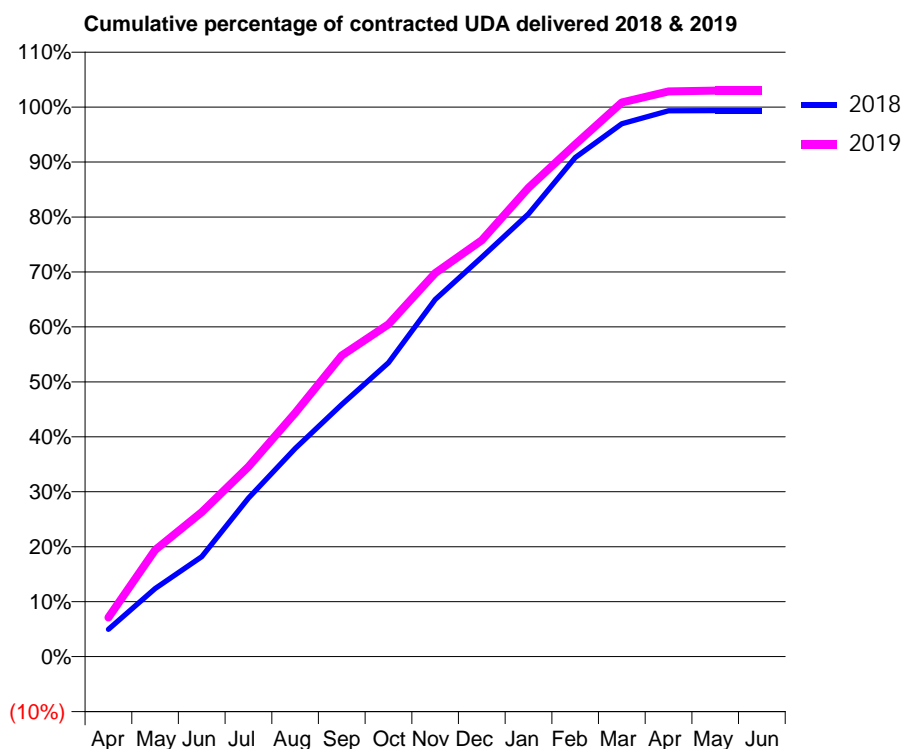
18/19 Contracted general activity (UDA)	5,304
Carry forward general activity (UDA)	33
18/19 Contracted orthodontic activity (UOA)	0
Carry forward orthodontic activity (UOA)	0
Baseline contract value	£169,537.15

ACCESS*

Patients seen in 24 months	Total	Change since previous quarter
Quarter ending March 2018	1,781	
Quarter ending June 2018	1,827	↑
Quarter ending September 2018	1,806	↓
Quarter ending December 2018	1,784	↓
Quarter ending March 2019	1,810	→
Variance since March 2018	1.6%	→



ACTIVITY



Month	Adjusted Scheduled Activity (UDA)	
	2018	2019
April	264	378
May	657	1,031
June	965	1,394
July	1,530	1,832
August	2,009	2,352
September	2,434	2,907
October	2,836	3,206
November	3,448	3,702
December	3,854	4,020
January	4,274	4,525
February	4,817	4,943
March	5,143	5,349
April	5,267	5,456
May	5,270	5,462
June	5,270	5,462

QUALITY

	Quantity	Base Number	Contract	AT	Region	England
% of FP17s for the same patient ID Re-attending within 3 months - Children	88	1,048	8.4%	9.6%	11.3%	11.8%
% of FP17s for the same patient ID Re-attending within 3 months - Adults	183	1,663	11.0%	15.2%	15.4%	15.7%
% of FP17s for the same patient ID Re-attending between 3 & 9 months - Children	723	1,048	69.0%	60.2%	61.3%	58.9%
% of FP17s for the same patient ID Re-attending between 3 & 9 months - Adults	1,048	1,663	63.0%	51.3%	52.1%	50.8%
% of FP17s for Band 1 Urgent Courses	228	2,710	8.4%	9.5%	9.5%	9.1%
% of FP17s Relating to Free Repair or Replacements	0	2,710	0.0%	0.5%	0.6%	0.8%
% of FP17s Relating to Continuations	8	2,710	0.3%	0.8%	0.8%	0.9%
% of Patients satisfied with the dentistry they have received	3	3	N/A	92.4%	92.4%	92.5%
% of Patients satisfied with the time they had to wait for an appointment	3	3	N/A	88.4%	86.3%	87.0%

* This is based on patients treated on this contract for their most recent course of treatment. Figures in italics indicate the base number of FP17s or Patient Questionnaire responses are less than 100. N/A is shown where the base number of responses is less than 10 during the period. % is calculated as Quantity/Base number*100

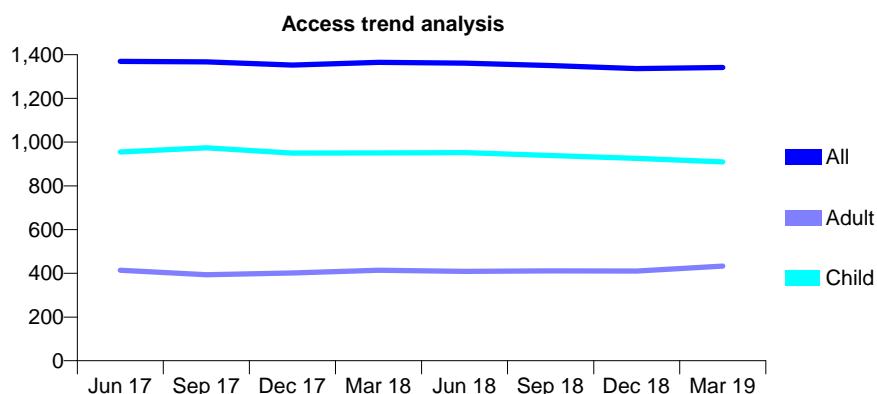
Q68 - Vital Signs At a Glance Contract Report for 834777/0001 - Year end March 2019

Name or company name	MR C WOOD
Contract type name	GDS Contract
Purpose of contract	General
Contract start date	01/04/2006
Contract end date	

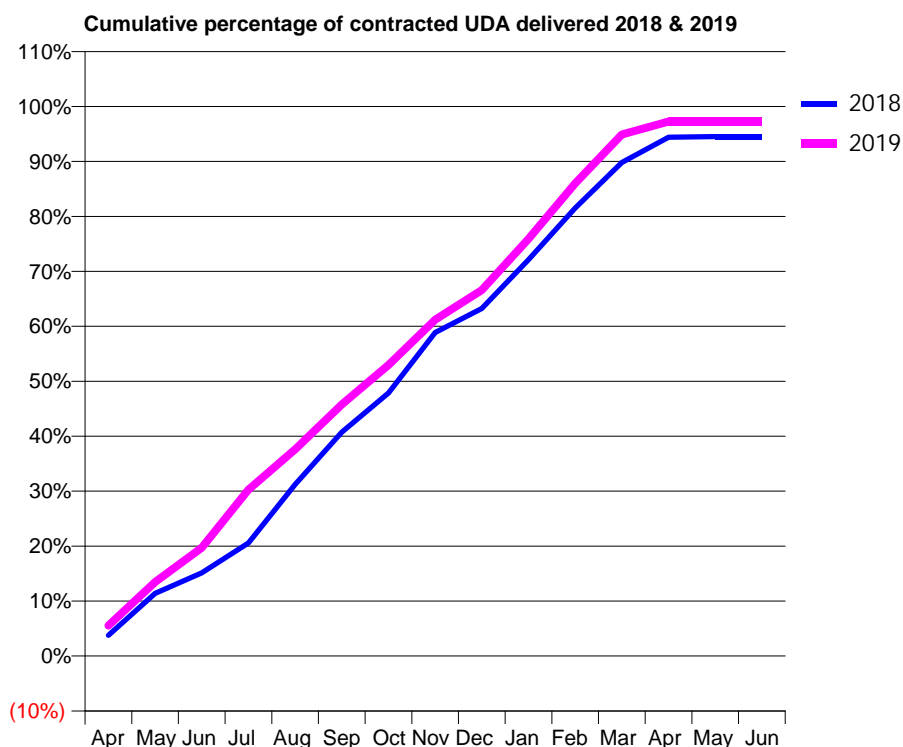
18/19 Contracted general activity (UDA)	3,000
Carry forward general activity (UDA)	0
18/19 Contracted orthodontic activity (UOA)	0
Carry forward orthodontic activity (UOA)	0
Baseline contract value	£72,572.71

ACCESS*

Patients seen in 24 months	Total	Change since previous quarter
Quarter ending March 2018	1,365	
Quarter ending June 2018	1,361	→
Quarter ending September 2018	1,350	→
Quarter ending December 2018	1,336	↓
Quarter ending March 2019	1,342	→
Variance since March 2018	(1.7%)	↓



ACTIVITY



Month	Adjusted Scheduled Activity (UDA)	
	2018	2019
April	113	167
May	342	405
June	454	591
July	618	908
August	938	1,128
September	1,222	1,373
October	1,436	1,589
November	1,766	1,837
December	1,898	1,998
January	2,164	2,278
February	2,446	2,580
March	2,694	2,847
April	2,832	2,918
May	2,835	2,918
June	2,835	2,918

QUALITY

	Quantity	Base Number	Contract	AT	Region	England
% of FP17s for the same patient ID Re-attending within 3 months - Children	86	1,530	5.6%	9.6%	11.3%	11.8%
% of FP17s for the same patient ID Re-attending within 3 months - Adults	45	491	9.2%	15.2%	15.4%	15.7%
% of FP17s for the same patient ID Re-attending between 3 & 9 months - Children	1,022	1,530	66.8%	60.2%	61.3%	58.9%
% of FP17s for the same patient ID Re-attending between 3 & 9 months - Adults	289	491	58.9%	51.3%	52.1%	50.8%
% of FP17s for Band 1 Urgent Courses	105	1,989	5.3%	9.5%	9.5%	9.1%
% of FP17s Relating to Free Repair or Replacements	0	1,989	0.0%	0.5%	0.6%	0.8%
% of FP17s Relating to Continuations	12	1,989	0.6%	0.8%	0.8%	0.9%
% of Patients satisfied with the dentistry they have received	1	1	N/A	92.4%	92.4%	92.5%
% of Patients satisfied with the time they had to wait for an appointment	1	1	N/A	88.4%	86.3%	87.0%

* This is based on patients treated on this contract for their most recent course of treatment. Figures in italics indicate the base number of FP17s or Patient Questionnaire responses are less than 100. N/A is shown where the base number of responses is less than 10 during the period. % is calculated as Quantity/Base number*100

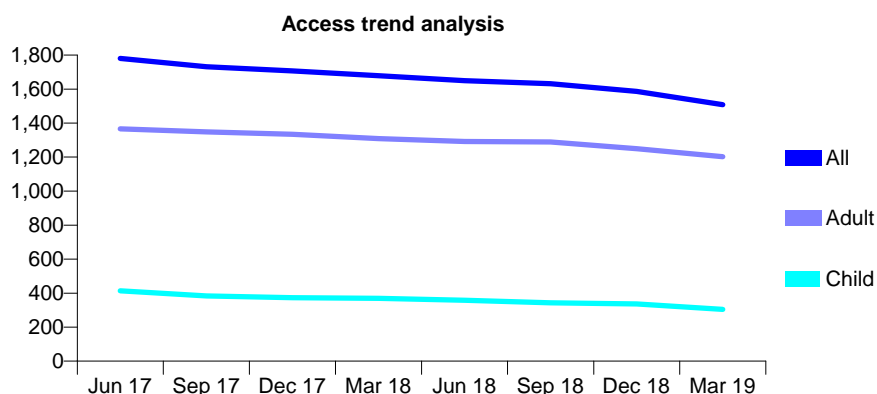
Q68 - Vital Signs At a Glance Contract Report for 835005/0001 - Year end March 2019

Name or company name	MR R FERNANDES
Contract type name	GDS Contract
Purpose of contract	General
Contract start date	01/04/2006
Contract end date	

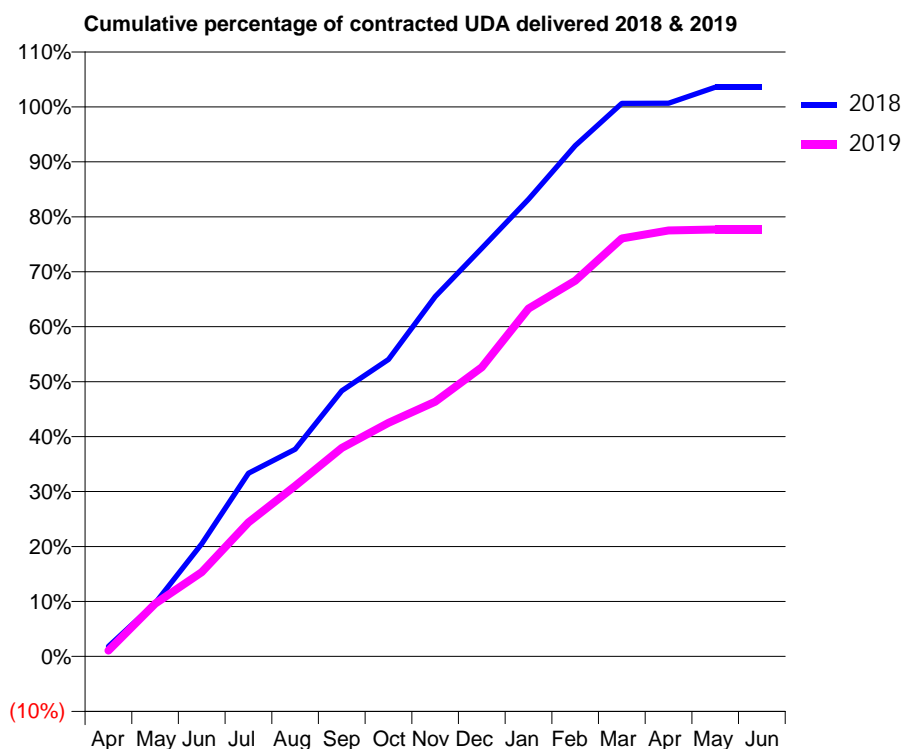
18/19 Contracted general activity (UDA)	7,748
Carry forward general activity (UDA)	0
18/19 Contracted orthodontic activity (UOA)	0
Carry forward orthodontic activity (UOA)	0
Baseline contract value	£216,141.97

ACCESS*

Patients seen in 24 months	Total	Change since previous quarter
Quarter ending March 2018	1,679	
Quarter ending June 2018	1,650	↓
Quarter ending September 2018	1,632	↓
Quarter ending December 2018	1,586	↓
Quarter ending March 2019	1,508	↓
Variance since March 2018	(10.2%)	↓



ACTIVITY



Month	Adjusted Scheduled Activity (UDA)	
	2018	2019
April	142	82
May	751	743
June	1,587	1,189
July	2,583	1,890
August	2,920	2,404
September	3,745	2,939
October	4,186	3,294
November	5,075	3,592
December	5,754	4,078
January	6,444	4,905
February	7,201	5,298
March	7,796	5,893
April	7,800	6,006
May	8,026	6,019
June	8,026	6,019

QUALITY

	Quantity	Base Number	Contract	AT	Region	England
% of FP17s for the same patient ID Re-attending within 3 months - Children	12	308	3.9%	9.6%	11.3%	11.8%
% of FP17s for the same patient ID Re-attending within 3 months - Adults	156	1,395	11.2%	15.2%	15.4%	15.7%
% of FP17s for the same patient ID Re-attending between 3 & 9 months - Children	117	308	38.0%	60.2%	61.3%	58.9%
% of FP17s for the same patient ID Re-attending between 3 & 9 months - Adults	680	1,395	48.7%	51.3%	52.1%	50.8%
% of FP17s for Band 1 Urgent Courses	98	1,650	5.9%	9.5%	9.5%	9.1%
% of FP17s Relating to Free Repair or Replacements	6	1,650	0.4%	0.5%	0.6%	0.8%
% of FP17s Relating to Continuations	24	1,650	1.5%	0.8%	0.8%	0.9%
% of Patients satisfied with the dentistry they have received	2	2	N/A	92.4%	92.4%	92.5%
% of Patients satisfied with the time they had to wait for an appointment	2	2	N/A	88.4%	86.3%	87.0%

* This is based on patients treated on this contract for their most recent course of treatment. Figures in italics indicate the base number of FP17s or Patient Questionnaire responses are less than 100. N/A is shown where the base number of responses is less than 10 during the period. % is calculated as Quantity/Base number*100

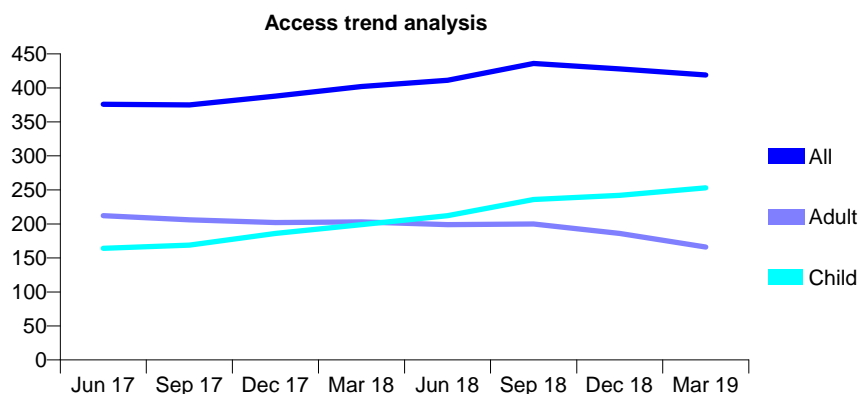
Q68 - Vital Signs At a Glance Contract Report for 836206/0001 - Year end March 2019

Name or company name	MISS DA BRUMMITT
Contract type name	GDS Contract
Purpose of contract	General
Contract start date	01/04/2006
Contract end date	

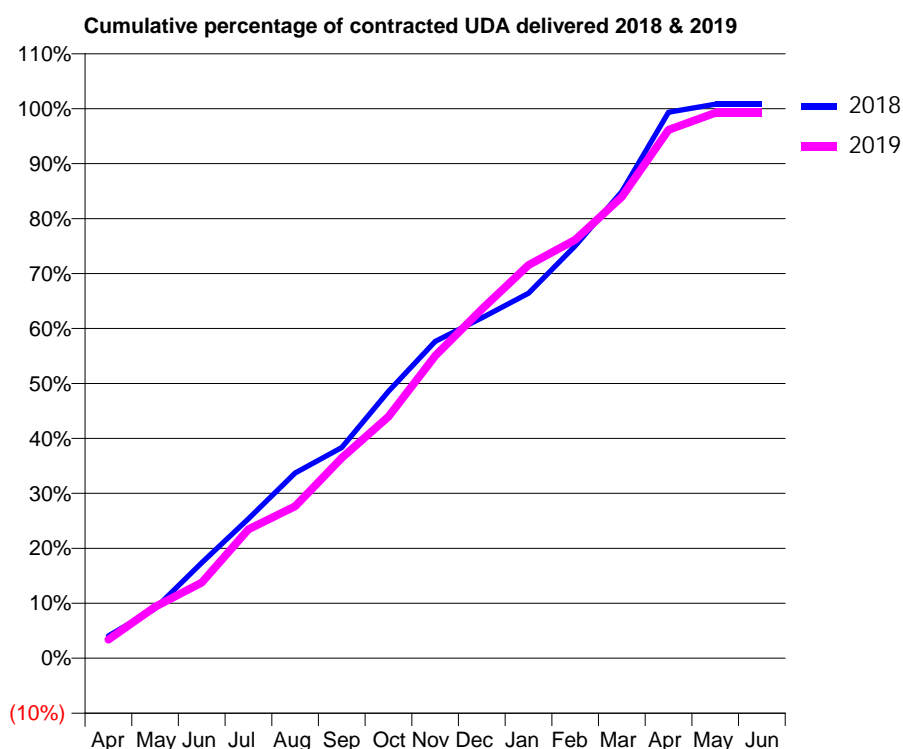
18/19 Contracted general activity (UDA)	1,801
Carry forward general activity (UDA)	0
18/19 Contracted orthodontic activity (UOA)	0
Carry forward orthodontic activity (UOA)	0
Baseline contract value	£43,725.40

ACCESS*

Patients seen in 24 months	Total	Change since previous quarter
Quarter ending March 2018	402	
Quarter ending June 2018	411	↑
Quarter ending September 2018	436	↑
Quarter ending December 2018	428	↓
Quarter ending March 2019	419	↓
Variance since March 2018	4.2%	↑



ACTIVITY



Month	2018	2019
April	73	61
May	163	169
June	313	248
July	457	422
August	607	498
September	690	656
October	875	792
November	1,038	991
December	1,115	1,143
January	1,196	1,289
February	1,351	1,371
March	1,529	1,512
April	1,789	1,731
May	1,815	1,787
June	1,815	1,787

QUALITY

	Quantity	Base Number	Contract	AT	Region	England
% of FP17s for the same patient ID Re-attending within 3 months - Children	161	624	25.8%	9.6%	11.3%	11.8%
% of FP17s for the same patient ID Re-attending within 3 months - Adults	50	237	21.1%	15.2%	15.4%	15.7%
% of FP17s for the same patient ID Re-attending between 3 & 9 months - Children	334	624	53.5%	60.2%	61.3%	58.9%
% of FP17s for the same patient ID Re-attending between 3 & 9 months - Adults	140	237	59.1%	51.3%	52.1%	50.8%
% of FP17s for Band 1 Urgent Courses	38	874	4.3%	9.5%	9.5%	9.1%
% of FP17s Relating to Free Repair or Replacements	0	874	0.0%	0.5%	0.6%	0.8%
% of FP17s Relating to Continuations	0	874	0.0%	0.8%	0.8%	0.9%
% of Patients satisfied with the dentistry they have received	0	0	N/A	92.4%	92.4%	92.5%
% of Patients satisfied with the time they had to wait for an appointment	0	0	N/A	88.4%	86.3%	87.0%

* This is based on patients treated on this contract for their most recent course of treatment.

Figures in italics indicate the base number of FP17s or Patient Questionnaire responses are less than 100. N/A is shown where the base number of responses is less than 10 during the period. % is calculated as Quantity/Base number*100

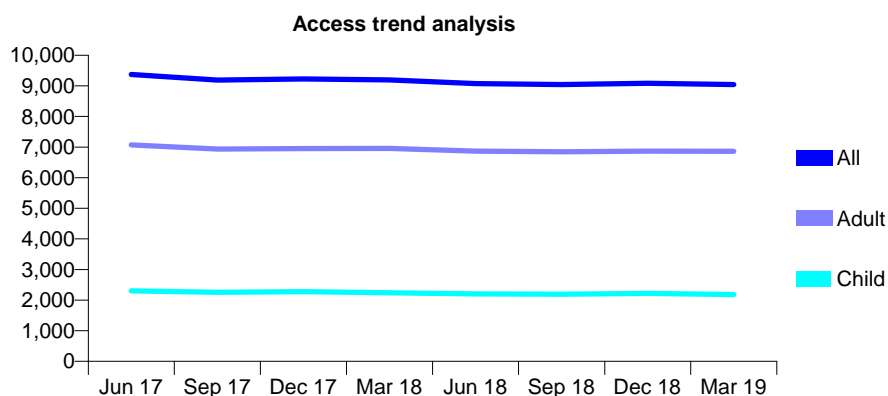
Q68 - Vital Signs At a Glance Contract Report for 840130/0002 - Year end March 2019

Name or company name	MR RW GORROD
Contract type name	GDS Contract
Purpose of contract	General
Contract start date	01/04/2014
Contract end date	

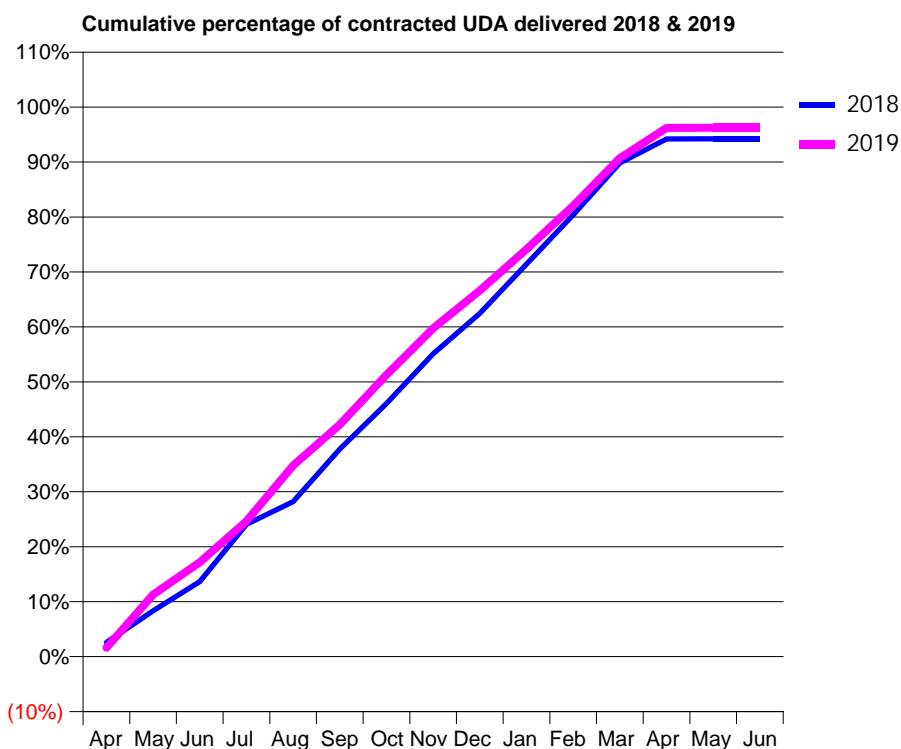
18/19 Contracted general activity (UDA)	23,200
Carry forward general activity (UDA)	0
18/19 Contracted orthodontic activity (UOA)	0
Carry forward orthodontic activity (UOA)	0
Baseline contract value	£585,667.42

ACCESS*

Patients seen in 24 months	Total	Change since previous quarter
Quarter ending March 2018	9,196	
Quarter ending June 2018	9,075	↓
Quarter ending September 2018	9,042	→
Quarter ending December 2018	9,088	→
Quarter ending March 2019	9,045	→
Variance since March 2018	(1.6%)	↓



ACTIVITY



Month	Adjusted Scheduled Activity (UDA)	
	2018	2019
April	644	377
May	2,077	2,619
June	3,390	3,985
July	5,980	5,721
August	7,003	8,071
September	9,370	9,795
October	11,431	11,891
November	13,684	13,859
December	15,500	15,456
January	17,730	17,195
February	19,954	19,038
March	22,297	21,044
April	23,383	22,321
May	23,386	22,328
June	23,387	22,328

QUALITY

	Quantity	Base Number	Contract	AT	Region	England
% of FP17s for the same patient ID Re-attending within 3 months - Children	105	2,731	3.8%	9.6%	11.3%	11.8%
% of FP17s for the same patient ID Re-attending within 3 months - Adults	815	7,953	10.2%	15.2%	15.4%	15.7%
% of FP17s for the same patient ID Re-attending between 3 & 9 months - Children	1,509	2,731	55.3%	60.2%	61.3%	58.9%
% of FP17s for the same patient ID Re-attending between 3 & 9 months - Adults	3,073	7,953	38.6%	51.3%	52.1%	50.8%
% of FP17s for Band 1 Urgent Courses	495	10,697	4.6%	9.5%	9.5%	9.1%
% of FP17s Relating to Free Repair or Replacements	12	10,697	0.1%	0.5%	0.6%	0.8%
% of FP17s Relating to Continuations	187	10,697	1.7%	0.8%	0.8%	0.9%
% of Patients satisfied with the dentistry they have received	1	1	N/A	92.4%	92.4%	92.5%
% of Patients satisfied with the time they had to wait for an appointment	1	1	N/A	88.4%	86.3%	87.0%

* This is based on patients treated on this contract for their most recent course of treatment. Figures in italics indicate the base number of FP17s or Patient Questionnaire responses are less than 100. N/A is shown where the base number of responses is less than 10 during the period. % is calculated as Quantity/Base number*100

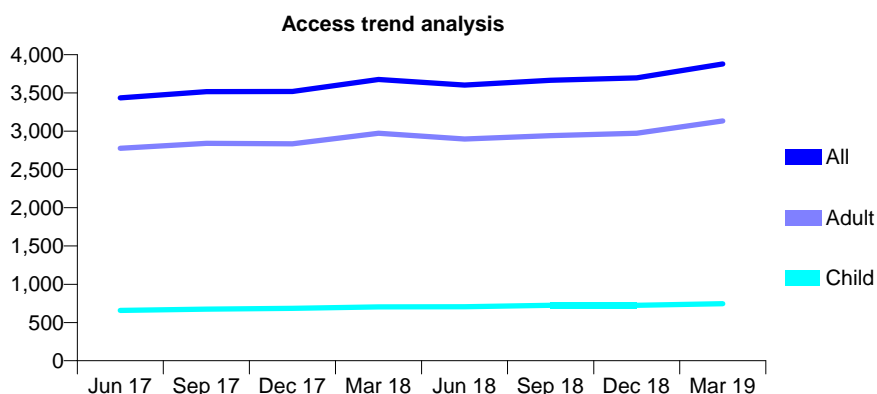
Q68 - Vital Signs At a Glance Contract Report for 842796/0001 - Year end March 2019

Name or company name	MR T GHASEMI
Contract type name	GDS Contract
Purpose of contract	General
Contract start date	01/04/2006
Contract end date	

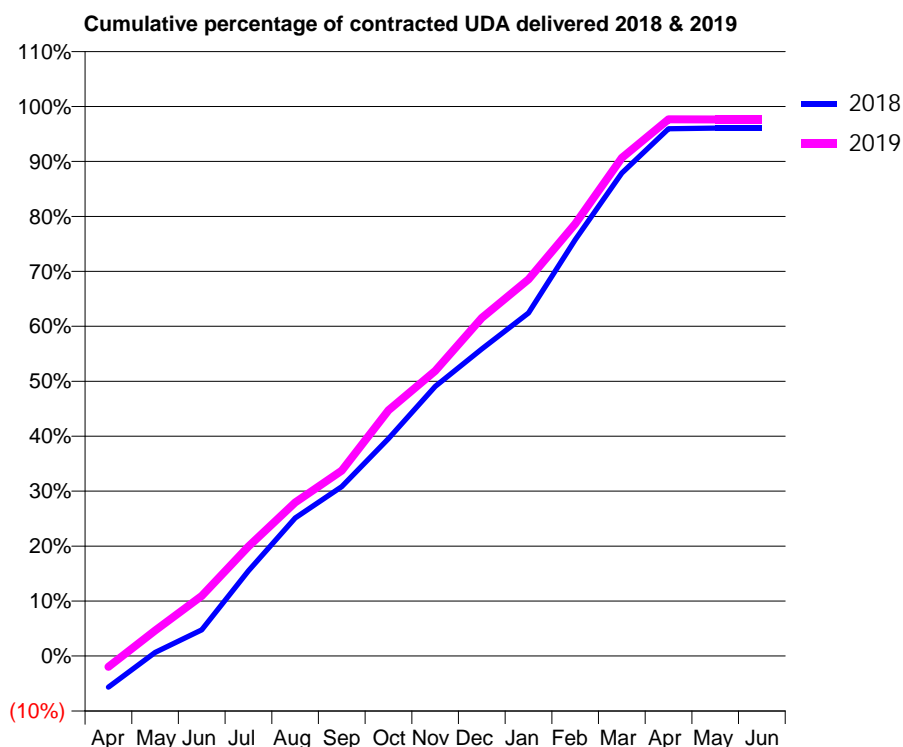
18/19 Contracted general activity (UDA)	10,559
Carry forward general activity (UDA)	414
18/19 Contracted orthodontic activity (UOA)	0
Carry forward orthodontic activity (UOA)	0
Baseline contract value	£351,970.91

ACCESS*

Patients seen in 24 months	Total	Change since previous quarter
Quarter ending March 2018	3,677	
Quarter ending June 2018	3,603	↓
Quarter ending September 2018	3,665	→
Quarter ending December 2018	3,697	→
Quarter ending March 2019	3,879	↑
Variance since March 2018	5.5%	↑



ACTIVITY



Month	Adjusted Scheduled Activity (UDA)	
	2018	2019
April	-600	-210
May	71	491
June	504	1,155
July	1,638	2,104
August	2,653	2,951
September	3,256	3,564
October	4,179	4,720
November	5,179	5,478
December	5,899	6,497
January	6,591	7,238
February	7,998	8,303
March	9,280	9,571
April	10,131	10,312
May	10,144	10,311
June	10,144	10,311

QUALITY

	Quantity	Base Number	Contract	AT	Region	England
% of FP17s for the same patient ID Re-attending within 3 months - Children	27	847	3.2%	9.6%	11.3%	11.8%
% of FP17s for the same patient ID Re-attending within 3 months - Adults	359	3,660	9.8%	15.2%	15.4%	15.7%
% of FP17s for the same patient ID Re-attending between 3 & 9 months - Children	348	847	41.1%	60.2%	61.3%	58.9%
% of FP17s for the same patient ID Re-attending between 3 & 9 months - Adults	1,652	3,660	45.1%	51.3%	52.1%	50.8%
% of FP17s for Band 1 Urgent Courses	288	4,477	6.4%	9.5%	9.5%	9.1%
% of FP17s Relating to Free Repair or Replacements	10	4,477	0.2%	0.5%	0.6%	0.8%
% of FP17s Relating to Continuations	31	4,477	0.7%	0.8%	0.8%	0.9%
% of Patients satisfied with the dentistry they have received	0	0	N/A	92.4%	92.4%	92.5%
% of Patients satisfied with the time they had to wait for an appointment	0	0	N/A	88.4%	86.3%	87.0%

* This is based on patients treated on this contract for their most recent course of treatment.

Figures in italics indicate the base number of FP17s or Patient Questionnaire responses are less than 100. N/A is shown where the base number of responses is less than 10 during the period. % is calculated as Quantity/Base number*100

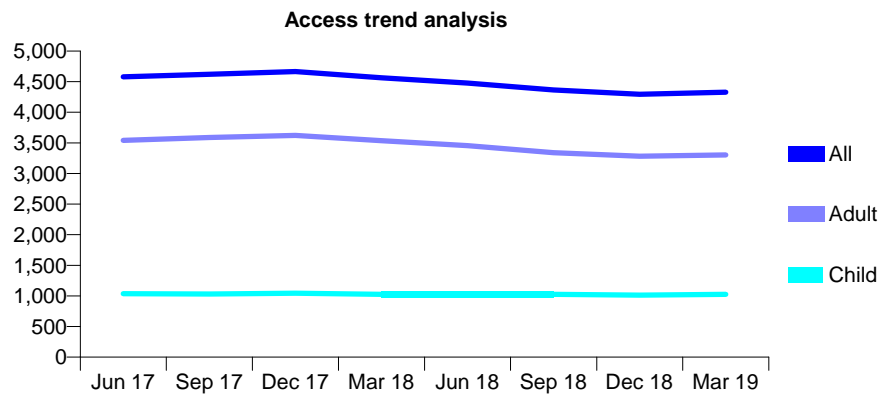
Q68 - Vital Signs At a Glance Contract Report for 842885/0001 - Year end March 2019

Name or company name	Quality Dental Brighton
Contract type name	GDS Contract
Purpose of contract	General
Contract start date	08/05/2006
Contract end date	

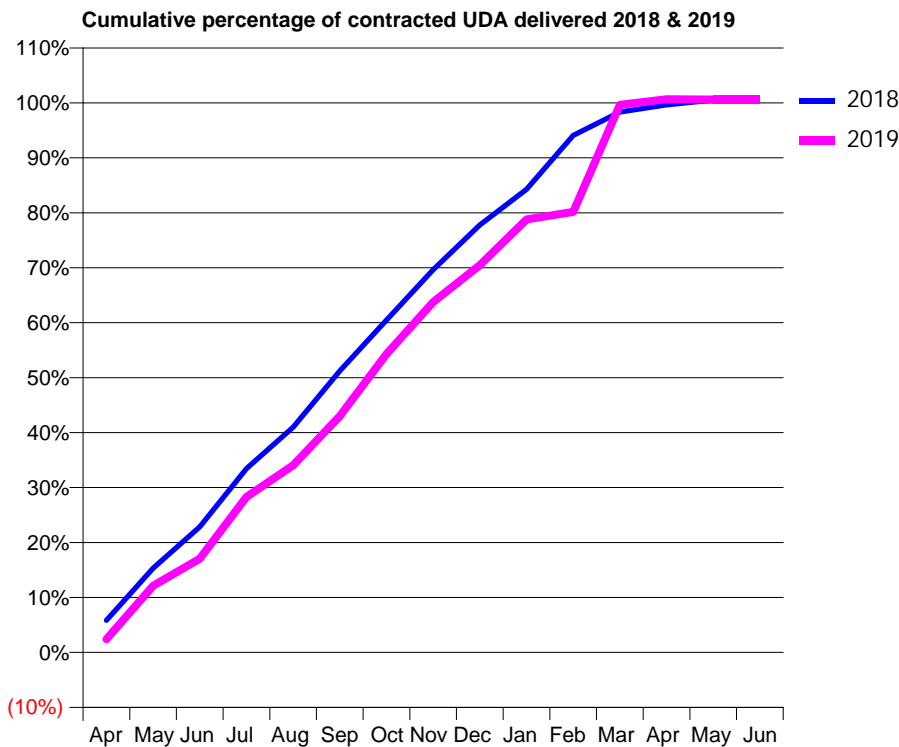
18/19 Contracted general activity (UDA)	9,574
Carry forward general activity (UDA)	0
18/19 Contracted orthodontic activity (UOA)	0
Carry forward orthodontic activity (UOA)	0
Baseline contract value	£255,721.46

ACCESS*

Patients seen in 24 months	Total	Change since previous quarter
Quarter ending March 2018	4,564	
Quarter ending June 2018	4,479	↓
Quarter ending September 2018	4,366	↓
Quarter ending December 2018	4,296	↓
Quarter ending March 2019	4,327	→
Variance since March 2018	(5.2%)	↓



ACTIVITY



Month	Adjusted Scheduled Activity (UDA)	
	2018	2019
April	559	232
May	1,467	1,160
June	2,187	1,631
July	3,203	2,711
August	3,926	3,261
September	4,903	4,117
October	5,790	5,199
November	6,666	6,104
December	7,446	6,745
January	8,067	7,542
February	9,007	7,675
March	9,412	9,539
April	9,538	9,635
May	9,622	9,632
June	9,624	9,632

QUALITY

	Quantity	Base Number	Contract	AT	Region	England
% of FP17s for the same patient ID Re-attending within 3 months - Children	95	1,475	6.4%	9.6%	11.3%	11.8%
% of FP17s for the same patient ID Re-attending within 3 months - Adults	439	4,389	10.0%	15.2%	15.4%	15.7%
% of FP17s for the same patient ID Re-attending between 3 & 9 months - Children	812	1,475	55.1%	60.2%	61.3%	58.9%
% of FP17s for the same patient ID Re-attending between 3 & 9 months - Adults	2,444	4,389	55.7%	51.3%	52.1%	50.8%
% of FP17s for Band 1 Urgent Courses	429	5,657	7.6%	9.5%	9.5%	9.1%
% of FP17s Relating to Free Repair or Replacements	1	5,657	0.0%	0.5%	0.6%	0.8%
% of FP17s Relating to Continuations	1	5,657	0.0%	0.8%	0.8%	0.9%
% of Patients satisfied with the dentistry they have received	2	2	N/A	92.4%	92.4%	92.5%
% of Patients satisfied with the time they had to wait for an appointment	2	2	N/A	88.4%	86.3%	87.0%

* This is based on patients treated on this contract for their most recent course of treatment. Figures in italics indicate the base number of FP17s or Patient Questionnaire responses are less than 100. N/A is shown where the base number of responses is less than 10 during the period. % is calculated as Quantity/Base number*100

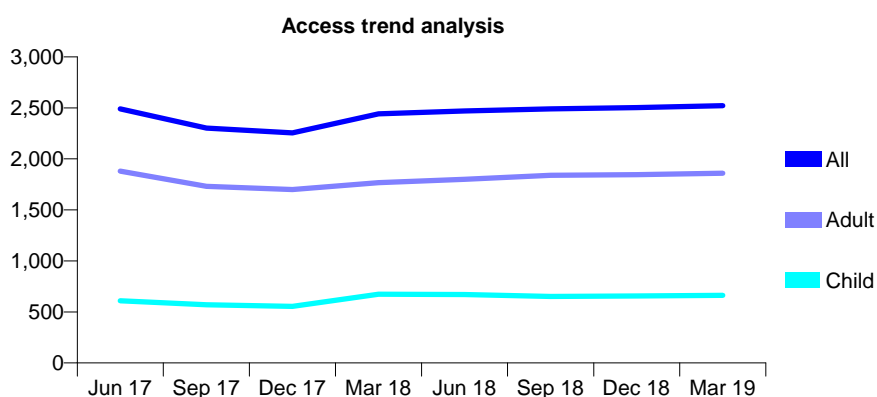
Q68 - Vital Signs At a Glance Contract Report for 842974/0001 - Year end March 2019

Name or company name	MRS ME LARSSON ANDREASSON
Contract type name	GDS Contract
Purpose of contract	General
Contract start date	01/04/2006
Contract end date	

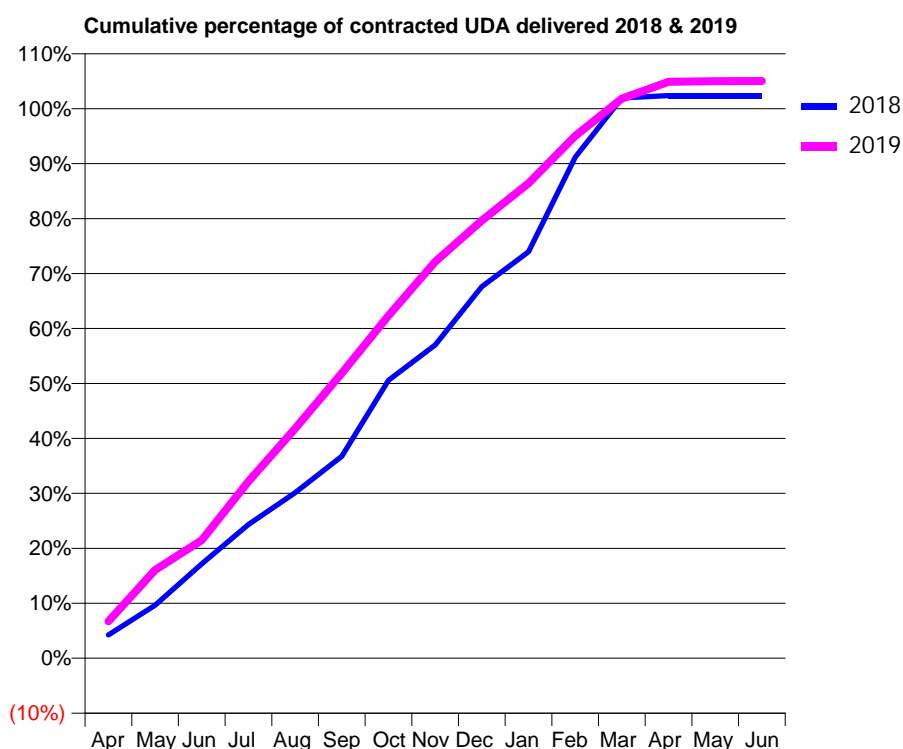
18/19 Contracted general activity (UDA)	6,847
Carry forward general activity (UDA)	0
18/19 Contracted orthodontic activity (UOA)	0
Carry forward orthodontic activity (UOA)	0
Baseline contract value	£190,349.93

ACCESS*

Patients seen in 24 months	Total	Change since previous quarter
Quarter ending March 2018	2,441	
Quarter ending June 2018	2,470	→
Quarter ending September 2018	2,491	→
Quarter ending December 2018	2,502	→
Quarter ending March 2019	2,521	→
Variance since March 2018	3.3%	↑



ACTIVITY



Month	Adjusted Scheduled Activity (UDA)	
	2018	2019
April	289	460
May	663	1,100
June	1,176	1,471
July	1,666	2,202
August	2,062	2,861
September	2,516	3,551
October	3,462	4,268
November	3,905	4,941
December	4,631	5,453
January	5,063	5,917
February	6,241	6,508
March	6,979	6,972
April	7,009	7,180
May	7,009	7,189
June	7,009	7,190

QUALITY

	Quantity	Base Number	Contract	AT	Region	England
% of FP17s for the same patient ID Re-attending within 3 months - Children	55	1,007	5.5%	9.6%	11.3%	11.8%
% of FP17s for the same patient ID Re-attending within 3 months - Adults	275	2,549	10.8%	15.2%	15.4%	15.7%
% of FP17s for the same patient ID Re-attending between 3 & 9 months - Children	505	1,007	50.1%	60.2%	61.3%	58.9%
% of FP17s for the same patient ID Re-attending between 3 & 9 months - Adults	948	2,549	37.2%	51.3%	52.1%	50.8%
% of FP17s for Band 1 Urgent Courses	378	3,665	10.3%	9.5%	9.5%	9.1%
% of FP17s Relating to Free Repair or Replacements	13	3,665	0.4%	0.5%	0.6%	0.8%
% of FP17s Relating to Continuations	10	3,665	0.3%	0.8%	0.8%	0.9%
% of Patients satisfied with the dentistry they have received	0	0	N/A	92.4%	92.4%	92.5%
% of Patients satisfied with the time they had to wait for an appointment	0	0	N/A	88.4%	86.3%	87.0%

* This is based on patients treated on this contract for their most recent course of treatment.

Figures in italics indicate the base number of FP17s or Patient Questionnaire responses are less than 100. N/A is shown where the base number of responses is less than 10 during the period. % is calculated as Quantity/Base number*100

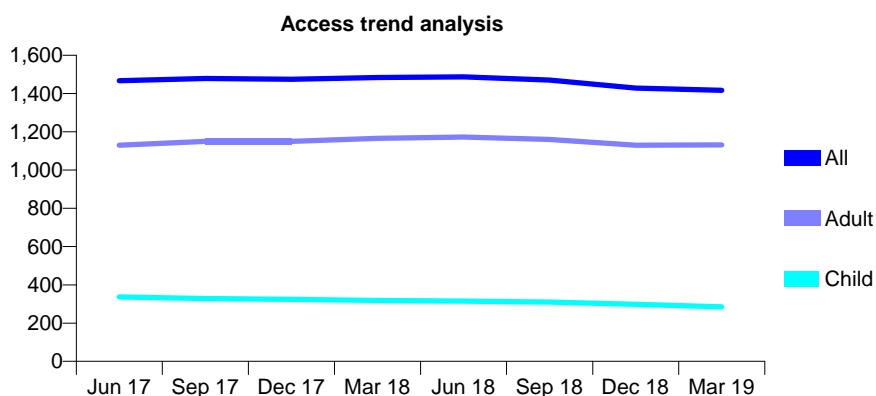
Q68 - Vital Signs At a Glance Contract Report for 843024/0001 - Year end March 2019

Name or company name	Guildford Dental Surgery Partnership
Contract type name	GDS Contract
Purpose of contract	General
Contract start date	01/04/2006
Contract end date	

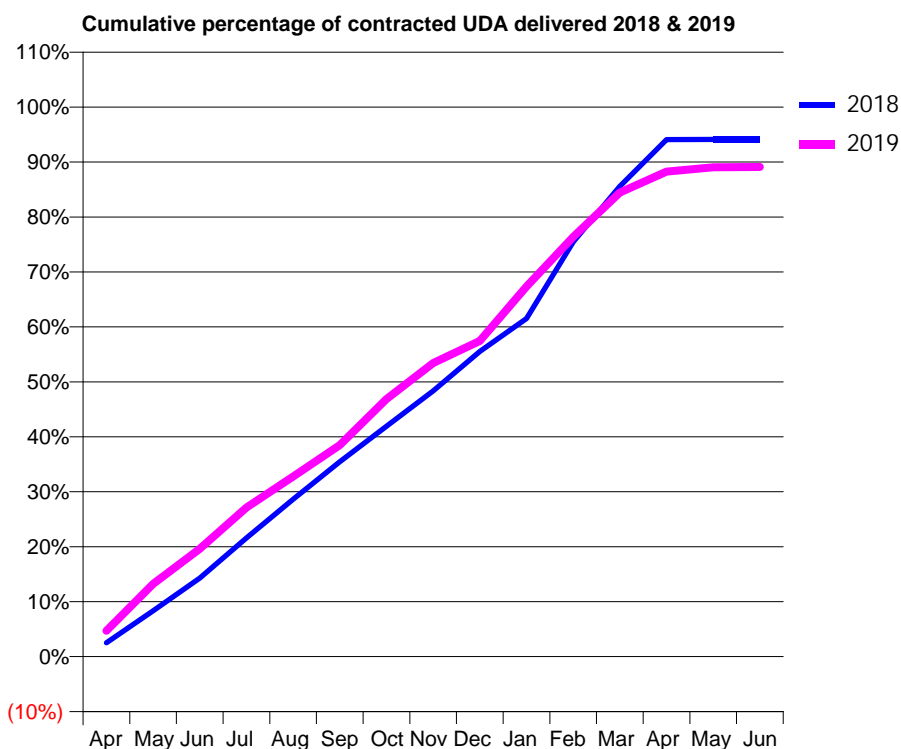
18/19 Contracted general activity (UDA)	5,491
Carry forward general activity (UDA)	0
18/19 Contracted orthodontic activity (UOA)	0
Carry forward orthodontic activity (UOA)	0
Baseline contract value	£127,665.70

ACCESS*

Patients seen in 24 months	Total	Change since previous quarter
Quarter ending March 2018	1,484	
Quarter ending June 2018	1,487	→
Quarter ending September 2018	1,470	↓
Quarter ending December 2018	1,428	↓
Quarter ending March 2019	1,417	→
Variance since March 2018	(4.5%)	↓



ACTIVITY



Month	Adjusted Scheduled Activity (UDA)	
	2018	2019
April	140	257
May	457	727
June	784	1,077
July	1,185	1,491
August	1,572	1,799
September	1,947	2,114
October	2,302	2,574
November	2,656	2,934
December	3,050	3,155
January	3,379	3,699
February	4,145	4,193
March	4,699	4,636
April	5,165	4,846
May	5,168	4,889
June	5,168	4,892

QUALITY

	Quantity	Base Number	Contract	AT	Region	England
% of FP17s for the same patient ID Re-attending within 3 months - Children	39	438	8.9%	9.6%	11.3%	11.8%
% of FP17s for the same patient ID Re-attending within 3 months - Adults	293	1,651	17.7%	15.2%	15.4%	15.7%
% of FP17s for the same patient ID Re-attending between 3 & 9 months - Children	276	438	63.0%	60.2%	61.3%	58.9%
% of FP17s for the same patient ID Re-attending between 3 & 9 months - Adults	899	1,651	54.5%	51.3%	52.1%	50.8%
% of FP17s for Band 1 Urgent Courses	296	2,046	14.5%	9.5%	9.5%	9.1%
% of FP17s Relating to Free Repair or Replacements	9	2,046	0.4%	0.5%	0.6%	0.8%
% of FP17s Relating to Continuations	0	2,046	0.0%	0.8%	0.8%	0.9%
% of Patients satisfied with the dentistry they have received	0	1	N/A	92.4%	92.4%	92.5%
% of Patients satisfied with the time they had to wait for an appointment	0	1	N/A	88.4%	86.3%	87.0%

* This is based on patients treated on this contract for their most recent course of treatment. Figures in italics indicate the base number of FP17s or Patient Questionnaire responses are less than 100. N/A is shown where the base number of responses is less than 10 during the period. % is calculated as Quantity/Base number*100

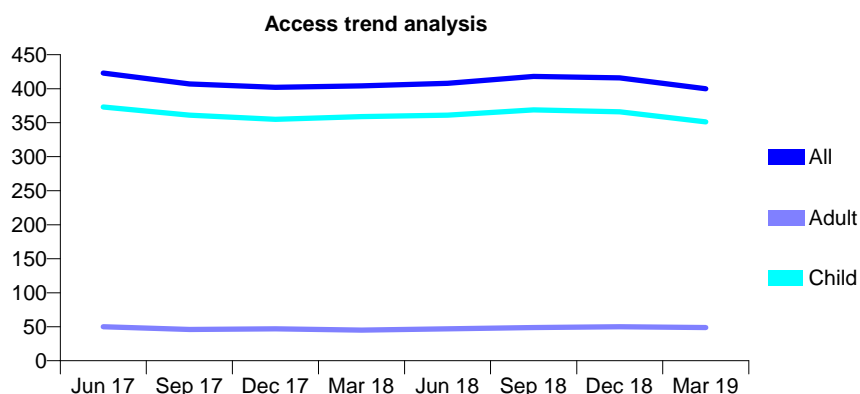
Q68 - Vital Signs At a Glance Contract Report for 843695/0001 - Year end March 2019

Name or company name	MR A HOMMASI
Contract type name	GDS Contract
Purpose of contract	General
Contract start date	01/04/2006
Contract end date	

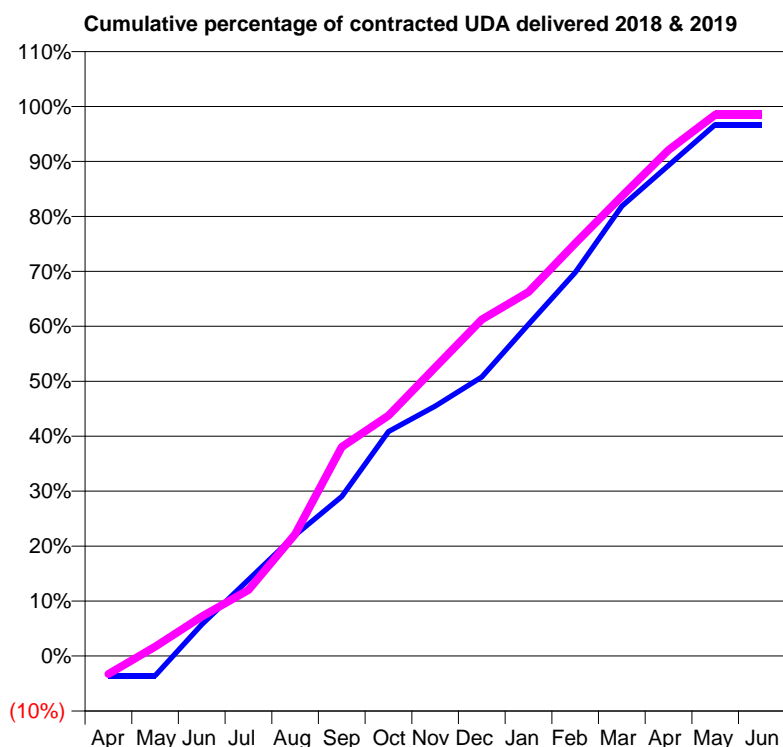
18/19 Contracted general activity (UDA)	700
Carry forward general activity (UDA)	23
18/19 Contracted orthodontic activity (UOA)	0
Carry forward orthodontic activity (UOA)	0
Baseline contract value	£21,302.53

ACCESS*

Patients seen in 24 months	Total	Change since previous quarter
Quarter ending March 2018	404	
Quarter ending June 2018	408	→
Quarter ending September 2018	418	↑
Quarter ending December 2018	416	→
Quarter ending March 2019	400	↓
Variance since March 2018	(1.0%)	→



ACTIVITY



Month	Adjusted Scheduled Activity (UDA)	
	2018	2019
April	-25	-23
May	-25	12
June	40	50
July	97	84
August	154	155
September	203	266
October	286	306
November	318	368
December	355	429
January	423	464
February	489	526
March	573	586
April	625	645
May	677	690
June	677	690

QUALITY

	Quantity	Base Number	Contract	AT	Region	England
% of FP17s for the same patient ID Re-attending within 3 months - Children	24	447	5.4%	9.6%	11.3%	11.8%
% of FP17s for the same patient ID Re-attending within 3 months - Adults	3	28	10.7%	15.2%	15.4%	15.7%
% of FP17s for the same patient ID Re-attending between 3 & 9 months - Children	251	447	56.2%	60.2%	61.3%	58.9%
% of FP17s for the same patient ID Re-attending between 3 & 9 months - Adults	14	28	50.0%	51.3%	52.1%	50.8%
% of FP17s for Band 1 Urgent Courses	3	469	0.6%	9.5%	9.5%	9.1%
% of FP17s Relating to Free Repair or Replacements	0	469	0.0%	0.5%	0.6%	0.8%
% of FP17s Relating to Continuations	0	469	0.0%	0.8%	0.8%	0.9%
% of Patients satisfied with the dentistry they have received	0	0	N/A	92.4%	92.4%	92.5%
% of Patients satisfied with the time they had to wait for an appointment	0	0	N/A	88.4%	86.3%	87.0%

* This is based on patients treated on this contract for their most recent course of treatment. Figures in italics indicate the base number of FP17s or Patient Questionnaire responses are less than 100. N/A is shown where the base number of responses is less than 10 during the period. % is calculated as Quantity/Base number*100

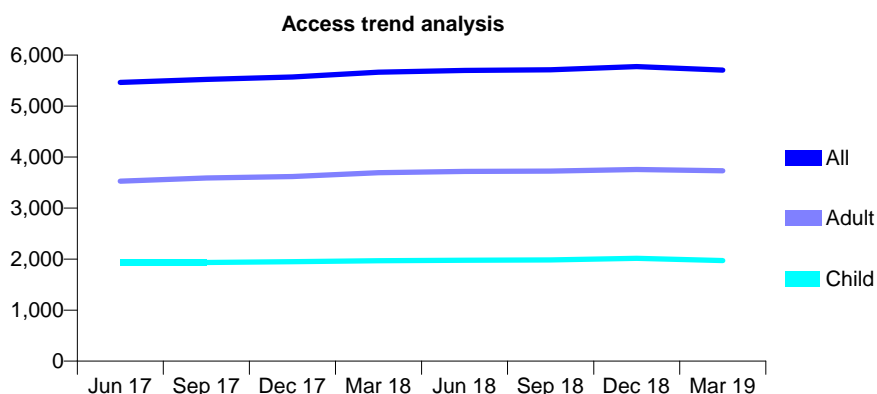
Q68 - Vital Signs At a Glance Contract Report for 847364/0001 - Year end March 2019

Name or company name	MRS A GOR
Contract type name	GDS Contract
Purpose of contract	General
Contract start date	01/12/2006
Contract end date	

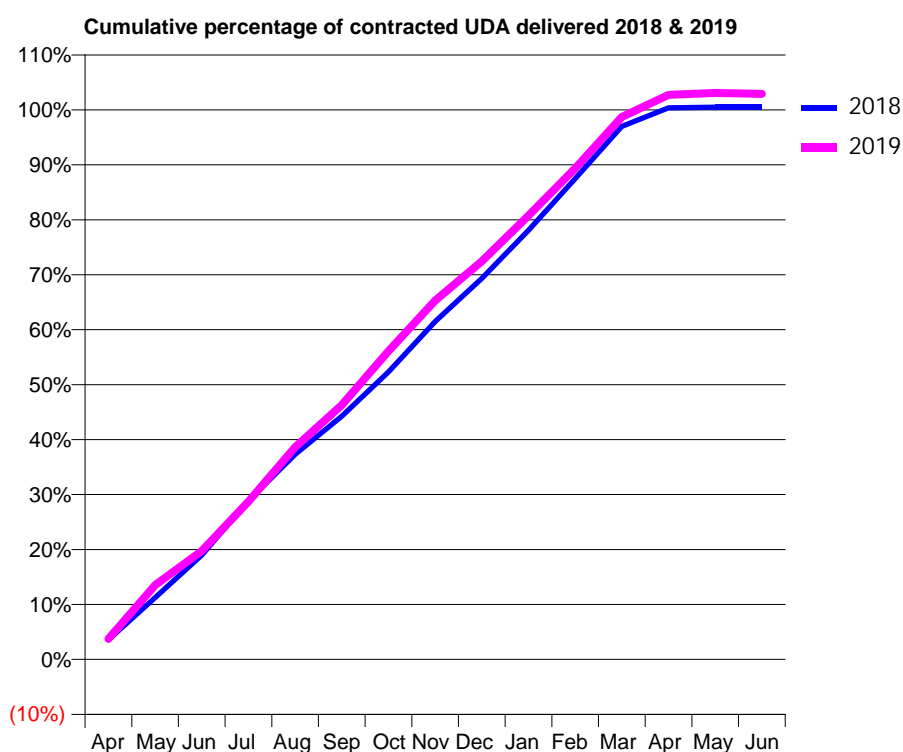
18/19 Contracted general activity (UDA)	14,000
Carry forward general activity (UDA)	0
18/19 Contracted orthodontic activity (UOA)	0
Carry forward orthodontic activity (UOA)	0
Baseline contract value	£381,816.98

ACCESS*

Patients seen in 24 months	Total	Change since previous quarter
Quarter ending March 2018	5,664	
Quarter ending June 2018	5,697	→
Quarter ending September 2018	5,712	→
Quarter ending December 2018	5,774	→
Quarter ending March 2019	5,705	↓
Variance since March 2018	0.7%	→



ACTIVITY



Month	Adjusted Scheduled Activity (UDA)	
	2018	2019
April	502	524
May	1,575	1,896
June	2,657	2,764
July	4,042	4,023
August	5,224	5,409
September	6,195	6,482
October	7,326	7,854
November	8,606	9,145
December	9,704	10,142
January	10,930	11,307
February	12,248	12,512
March	13,577	13,817
April	14,052	14,382
May	14,067	14,430
June	14,067	14,407

QUALITY

	Quantity	Base Number	Contract	AT	Region	England
% of FP17s for the same patient ID Re-attending within 3 months - Children	170	3,149	5.4%	9.6%	11.3%	11.8%
% of FP17s for the same patient ID Re-attending within 3 months - Adults	696	5,319	13.1%	15.2%	15.4%	15.7%
% of FP17s for the same patient ID Re-attending between 3 & 9 months - Children	2,169	3,149	68.9%	60.2%	61.3%	58.9%
% of FP17s for the same patient ID Re-attending between 3 & 9 months - Adults	3,040	5,319	57.2%	51.3%	52.1%	50.8%
% of FP17s for Band 1 Urgent Courses	452	8,561	5.3%	9.5%	9.5%	9.1%
% of FP17s Relating to Free Repair or Replacements	35	8,561	0.4%	0.5%	0.6%	0.8%
% of FP17s Relating to Continuations	92	8,561	1.1%	0.8%	0.8%	0.9%
% of Patients satisfied with the dentistry they have received	3	3	N/A	92.4%	92.4%	92.5%
% of Patients satisfied with the time they had to wait for an appointment	2	3	N/A	88.4%	86.3%	87.0%

* This is based on patients treated on this contract for their most recent course of treatment. Figures in italics indicate the base number of FP17s or Patient Questionnaire responses are less than 100. N/A is shown where the base number of responses is less than 10 during the period. % is calculated as Quantity/Base number*100

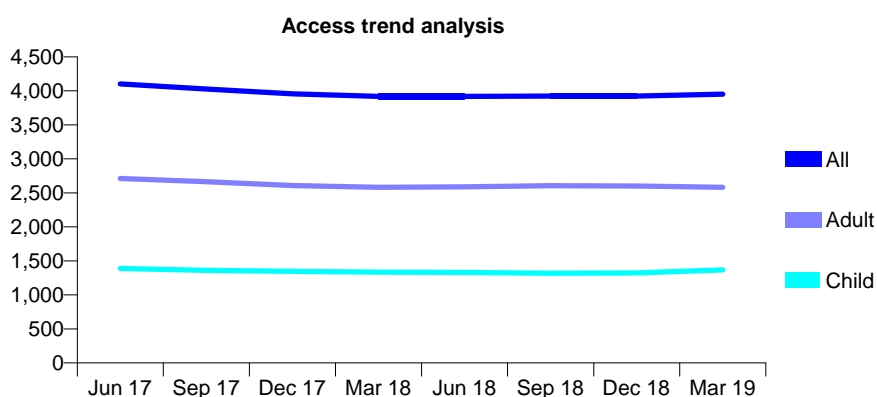
Q68 - Vital Signs At a Glance Contract Report for 847402/0002 - Year end March 2019

Name or company name	MR MN MAKRAZAKIS
Contract type name	GDS Contract
Purpose of contract	General
Contract start date	01/04/2006
Contract end date	

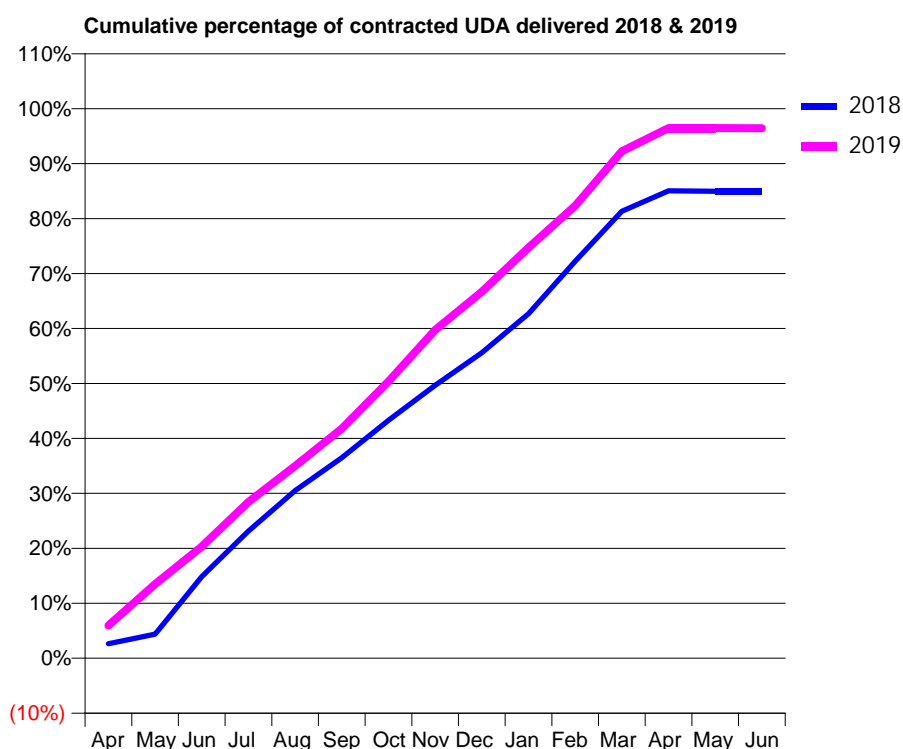
18/19 Contracted general activity (UDA)	13,893
Carry forward general activity (UDA)	0
18/19 Contracted orthodontic activity (UOA)	0
Carry forward orthodontic activity (UOA)	0
Baseline contract value	£359,908.96

ACCESS*

Patients seen in 24 months	Total	Change since previous quarter
Quarter ending March 2018	3,918	
Quarter ending June 2018	3,919	→
Quarter ending September 2018	3,923	→
Quarter ending December 2018	3,925	→
Quarter ending March 2019	3,951	→
Variance since March 2018	0.8%	→



ACTIVITY



Month	Adjusted Scheduled Activity (UDA)	
	2018	2019
April	366	828
May	610	1,876
June	2,063	2,822
July	3,215	3,952
August	4,240	4,859
September	5,069	5,805
October	6,017	6,997
November	6,898	8,302
December	7,722	9,264
January	8,711	10,379
February	10,034	11,441
March	11,299	12,818
April	11,816	13,403
May	11,803	13,403
June	11,803	13,400

QUALITY

	Quantity	Base Number	Contract	AT	Region	England
% of FP17s for the same patient ID Re-attending within 3 months - Children	110	2,094	5.3%	9.6%	11.3%	11.8%
% of FP17s for the same patient ID Re-attending within 3 months - Adults	544	3,958	13.7%	15.2%	15.4%	15.7%
% of FP17s for the same patient ID Re-attending between 3 & 9 months - Children	1,317	2,094	62.9%	60.2%	61.3%	58.9%
% of FP17s for the same patient ID Re-attending between 3 & 9 months - Adults	2,227	3,958	56.3%	51.3%	52.1%	50.8%
% of FP17s for Band 1 Urgent Courses	601	6,052	9.9%	9.5%	9.5%	9.1%
% of FP17s Relating to Free Repair or Replacements	47	6,052	0.8%	0.5%	0.6%	0.8%
% of FP17s Relating to Continuations	34	6,052	0.6%	0.8%	0.8%	0.9%
% of Patients satisfied with the dentistry they have received	2	2	N/A	92.4%	92.4%	92.5%
% of Patients satisfied with the time they had to wait for an appointment	2	2	N/A	88.4%	86.3%	87.0%

* This is based on patients treated on this contract for their most recent course of treatment. Figures in italics indicate the base number of FP17s or Patient Questionnaire responses are less than 100. N/A is shown where the base number of responses is less than 10 during the period. % is calculated as Quantity/Base number*100

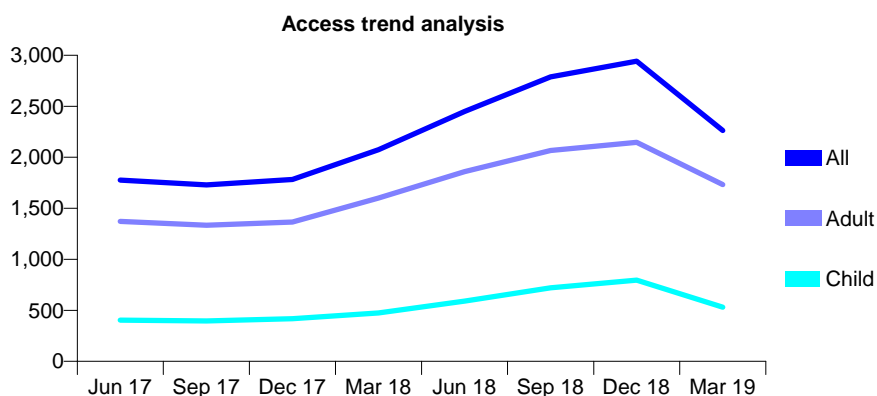
Q68 - Vital Signs At a Glance Contract Report for 851477/0001 - Year end March 2019

Name or company name	Trinity Dental Practice Partnership
Contract type name	GDS Contract
Purpose of contract	General
Contract start date	13/01/2014
Contract end date	

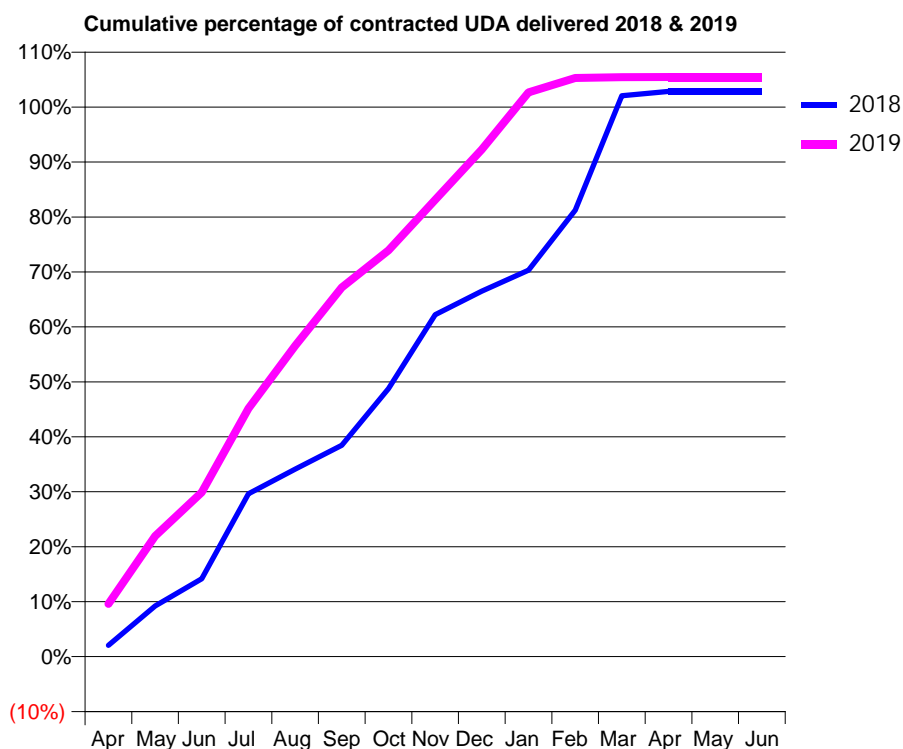
18/19 Contracted general activity (UDA)	6,000
Carry forward general activity (UDA)	0
18/19 Contracted orthodontic activity (UOA)	0
Carry forward orthodontic activity (UOA)	0
Baseline contract value	£152,206.12

ACCESS*

Patients seen in 24 months	Total	Change since previous quarter
Quarter ending March 2018	2,075	
Quarter ending June 2018	2,449	↑
Quarter ending September 2018	2,788	↑
Quarter ending December 2018	2,942	↑
Quarter ending March 2019	2,264	↓
Variance since March 2018	9.1%	↑



ACTIVITY



Month	Adjusted Scheduled Activity (UDA)	
	2018	2019
April	123	576
May	555	1,316
June	850	1,793
July	1,778	2,709
August	2,048	3,394
September	2,306	4,029
October	2,925	4,436
November	3,733	4,988
December	3,990	5,537
January	4,218	6,159
February	4,873	6,317
March	6,123	6,325
April	6,169	6,327
May	6,169	6,327
June	6,169	6,327

QUALITY

	Quantity	Base Number	Contract	AT	Region	England
% of FP17s for the same patient ID Re-attending within 3 months - Children	45	963	4.7%	9.6%	11.3%	11.8%
% of FP17s for the same patient ID Re-attending within 3 months - Adults	284	2,000	14.2%	15.2%	15.4%	15.7%
% of FP17s for the same patient ID Re-attending between 3 & 9 months - Children	376	963	39.0%	60.2%	61.3%	58.9%
% of FP17s for the same patient ID Re-attending between 3 & 9 months - Adults	676	2,000	33.8%	51.3%	52.1%	50.8%
% of FP17s for Band 1 Urgent Courses	267	2,942	9.1%	9.5%	9.5%	9.1%
% of FP17s Relating to Free Repair or Replacements	1	2,942	0.0%	0.5%	0.6%	0.8%
% of FP17s Relating to Continuations	48	2,942	1.6%	0.8%	0.8%	0.9%
% of Patients satisfied with the dentistry they have received	8	9	N/A	92.4%	92.4%	92.5%
% of Patients satisfied with the time they had to wait for an appointment	8	9	N/A	88.4%	86.3%	87.0%

* This is based on patients treated on this contract for their most recent course of treatment. Figures in italics indicate the base number of FP17s or Patient Questionnaire responses are less than 100. N/A is shown where the base number of responses is less than 10 during the period. % is calculated as Quantity/Base number*100

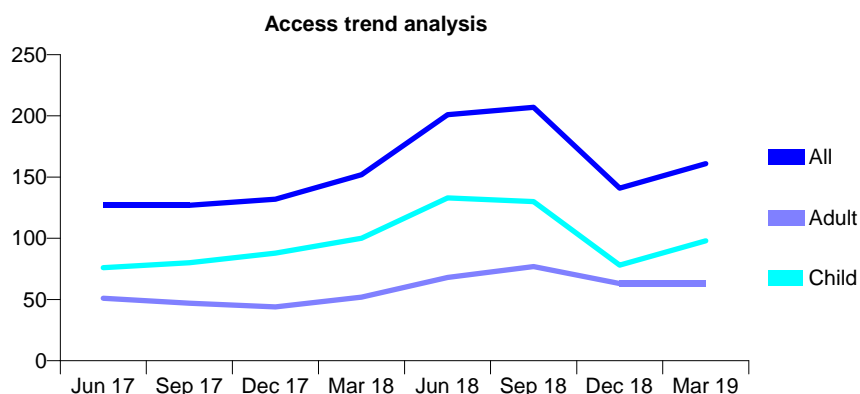
Q68 - Vital Signs At a Glance Contract Report for 853119/0001 - Year end March 2019

Name or company name	Warren House Dental Practice - Cranleigh
Contract type name	GDS Contract
Purpose of contract	General
Contract start date	01/06/2011
Contract end date	

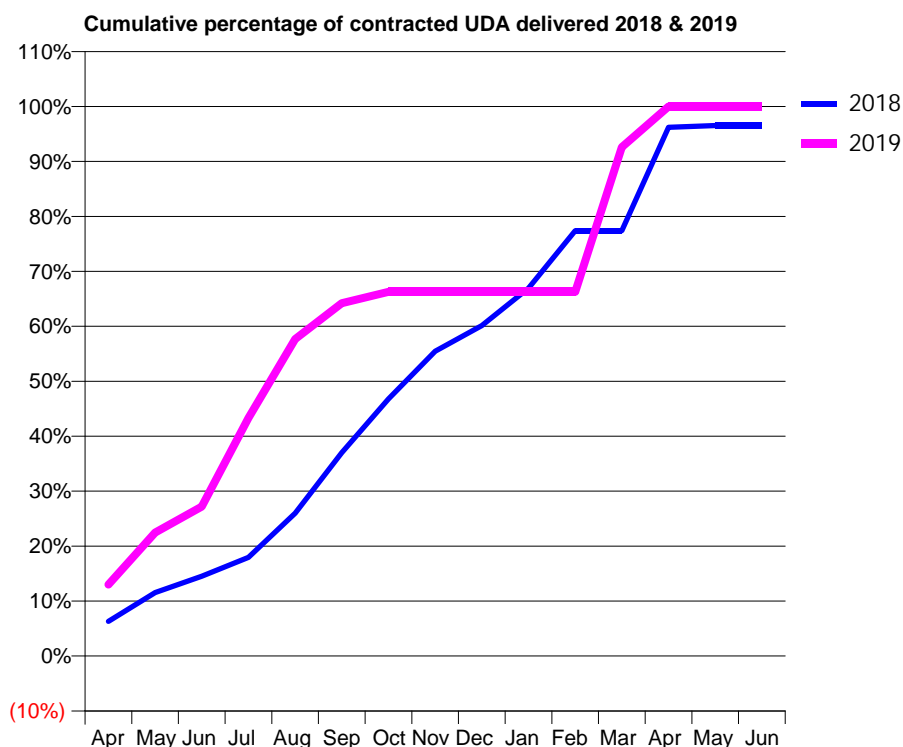
18/19 Contracted general activity (UDA)	300
Carry forward general activity (UDA)	10
18/19 Contracted orthodontic activity (UOA)	0
Carry forward orthodontic activity (UOA)	0
Baseline contract value	£7,172.01

ACCESS*

Patients seen in 24 months	Total	Change since previous quarter
Quarter ending March 2018	152	
Quarter ending June 2018	201	↑
Quarter ending September 2018	207	↑
Quarter ending December 2018	141	↓
Quarter ending March 2019	161	↑
Variance since March 2018	5.9%	↑



ACTIVITY



Month	Adjusted Scheduled Activity (UDA)	
	2018	2019
April	19	39
May	35	67
June	44	82
July	54	130
August	78	173
September	111	193
October	140	199
November	166	199
December	180	199
January	201	199
February	232	199
March	232	278
April	289	300
May	290	300
June	290	300

QUALITY

	Quantity	Base Number	Contract	AT	Region	England
% of FP17s for the same patient ID Re-attending within 3 months - Children	3	203	1.5%	9.6%	11.3%	11.8%
% of FP17s for the same patient ID Re-attending within 3 months - Adults	2	69	2.9%	15.2%	15.4%	15.7%
% of FP17s for the same patient ID Re-attending between 3 & 9 months - Children	50	203	24.6%	60.2%	61.3%	58.9%
% of FP17s for the same patient ID Re-attending between 3 & 9 months - Adults	20	69	29.0%	51.3%	52.1%	50.8%
% of FP17s for Band 1 Urgent Courses	20	239	8.4%	9.5%	9.5%	9.1%
% of FP17s Relating to Free Repair or Replacements	1	239	0.4%	0.5%	0.6%	0.8%
% of FP17s Relating to Continuations	0	239	0.0%	0.8%	0.8%	0.9%
% of Patients satisfied with the dentistry they have received	0	0	N/A	92.4%	92.4%	92.5%
% of Patients satisfied with the time they had to wait for an appointment	0	0	N/A	88.4%	86.3%	87.0%

* This is based on patients treated on this contract for their most recent course of treatment. Figures in italics indicate the base number of FP17s or Patient Questionnaire responses are less than 100. N/A is shown where the base number of responses is less than 10 during the period. % is calculated as Quantity/Base number*100

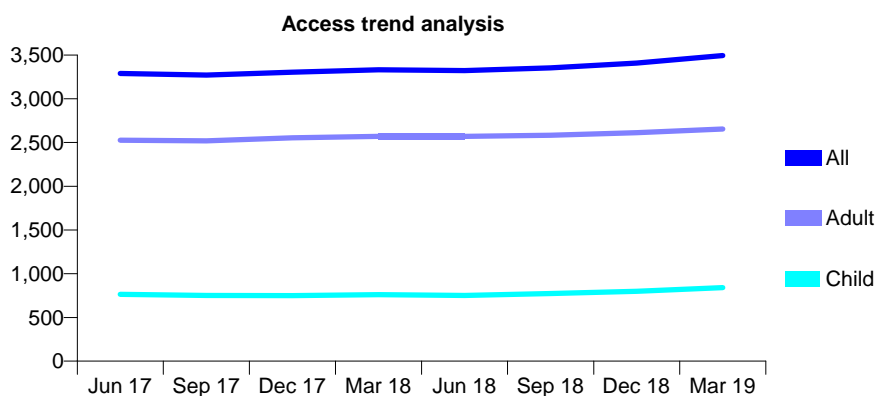
Q68 - Vital Signs At a Glance Contract Report for 853429/0001 - Year end March 2019

Name or company name	MR MR MOHAMMADI
Contract type name	GDS Contract
Purpose of contract	General
Contract start date	01/04/2006
Contract end date	

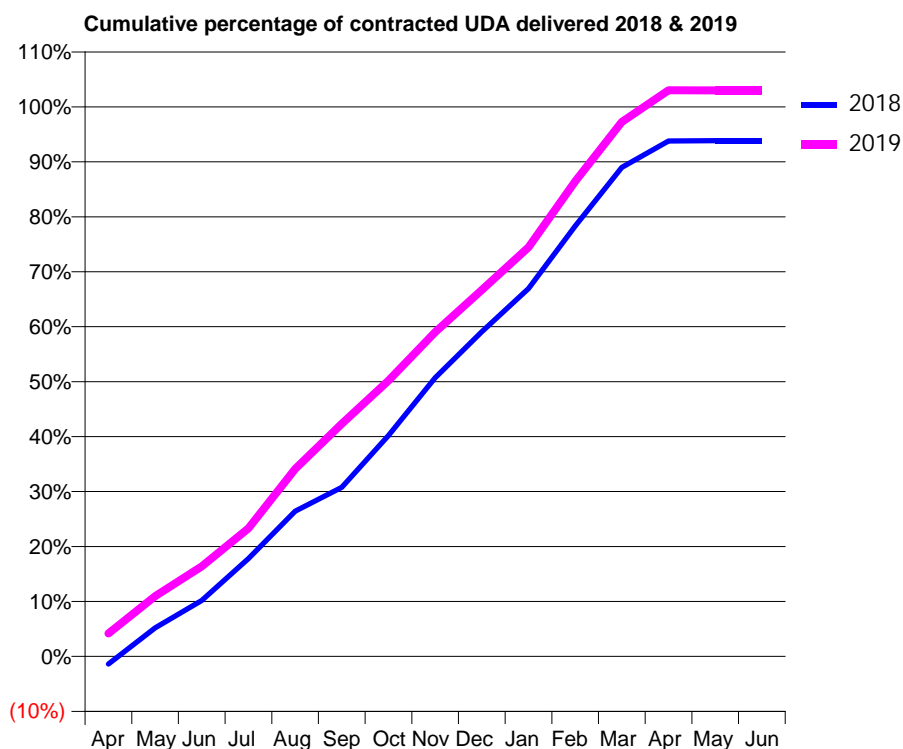
18/19 Contracted general activity (UDA)	16,000
Carry forward general activity (UDA)	0
18/19 Contracted orthodontic activity (UOA)	0
Carry forward orthodontic activity (UOA)	0
Baseline contract value	£410,202.59

ACCESS*

Patients seen in 24 months	Total	Change since previous quarter
Quarter ending March 2018	3,331	
Quarter ending June 2018	3,322	→
Quarter ending September 2018	3,355	→
Quarter ending December 2018	3,410	→
Quarter ending March 2019	3,495	↑
Variance since March 2018	4.9%	↑



ACTIVITY



Month	Adjusted Scheduled Activity (UDA)	
	2018	2019
April	-224	670
May	834	1,754
June	1,627	2,624
July	2,853	3,728
August	4,230	5,458
September	4,926	6,772
October	6,431	8,032
November	8,119	9,439
December	9,453	10,668
January	10,709	11,912
February	12,530	13,831
March	14,238	15,558
April	15,007	16,485
May	15,016	16,481
June	15,016	16,481

QUALITY

	Quantity	Base Number	Contract	AT	Region	England
% of FP17s for the same patient ID Re-attending within 3 months - Children	134	1,418	9.4%	9.6%	11.3%	11.8%
% of FP17s for the same patient ID Re-attending within 3 months - Adults	748	4,453	16.8%	15.2%	15.4%	15.7%
% of FP17s for the same patient ID Re-attending between 3 & 9 months - Children	887	1,418	62.6%	60.2%	61.3%	58.9%
% of FP17s for the same patient ID Re-attending between 3 & 9 months - Adults	2,673	4,453	60.0%	51.3%	52.1%	50.8%
% of FP17s for Band 1 Urgent Courses	436	5,882	7.4%	9.5%	9.5%	9.1%
% of FP17s Relating to Free Repair or Replacements	39	5,882	0.7%	0.5%	0.6%	0.8%
% of FP17s Relating to Continuations	96	5,882	1.6%	0.8%	0.8%	0.9%
% of Patients satisfied with the dentistry they have received	3	3	N/A	92.4%	92.4%	92.5%
% of Patients satisfied with the time they had to wait for an appointment	3	3	N/A	88.4%	86.3%	87.0%

* This is based on patients treated on this contract for their most recent course of treatment. Figures in italics indicate the base number of FP17s or Patient Questionnaire responses are less than 100. N/A is shown where the base number of responses is less than 10 during the period. % is calculated as Quantity/Base number*100

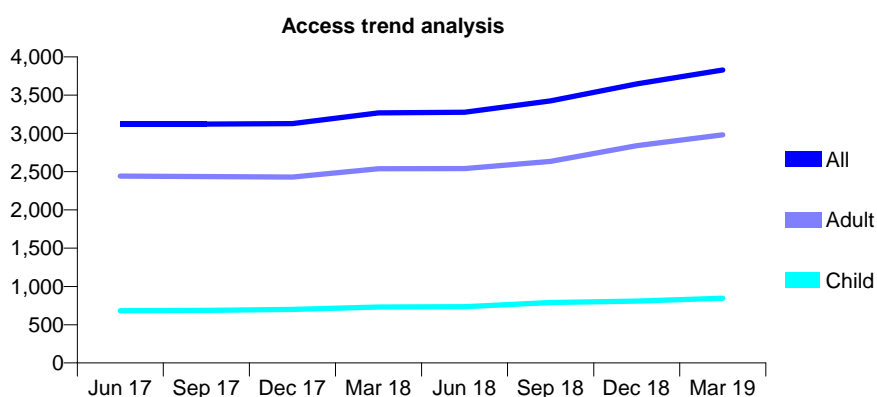
Q68 - Vital Signs At a Glance Contract Report for 855022/0004 - Year end March 2019

Name or company name	MS S MOUSAVI
Contract type name	GDS Contract
Purpose of contract	General
Contract start date	01/04/2008
Contract end date	

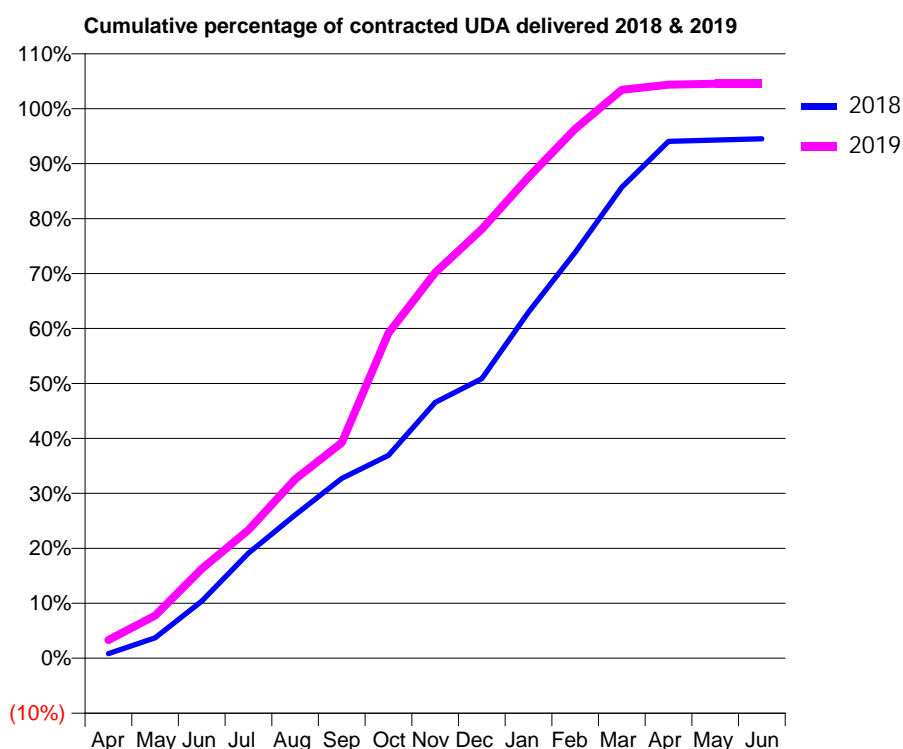
18/19 Contracted general activity (UDA)	10,716
Carry forward general activity (UDA)	0
18/19 Contracted orthodontic activity (UOA)	0
Carry forward orthodontic activity (UOA)	0
Baseline contract value	£236,790.86

ACCESS*

Patients seen in 24 months	Total	Change since previous quarter
Quarter ending March 2018	3,269	
Quarter ending June 2018	3,275	→
Quarter ending September 2018	3,424	↑
Quarter ending December 2018	3,647	↑
Quarter ending March 2019	3,829	↑
Variance since March 2018	17.1%	↑



ACTIVITY



Month	Adjusted Scheduled Activity (UDA)	
	2018	2019
April	89	354
May	400	835
June	1,114	1,744
July	2,051	2,503
August	2,795	3,492
September	3,507	4,200
October	3,956	6,340
November	4,990	7,520
December	5,451	8,365
January	6,750	9,379
February	7,913	10,323
March	9,183	11,082
April	10,078	11,183
May	10,104	11,203
June	10,128	11,202

QUALITY

	Quantity	Base Number	Contract	AT	Region	England
% of FP17s for the same patient ID Re-attending within 3 months - Children	95	1,113	8.5%	9.6%	11.3%	11.8%
% of FP17s for the same patient ID Re-attending within 3 months - Adults	484	3,697	13.1%	15.2%	15.4%	15.7%
% of FP17s for the same patient ID Re-attending between 3 & 9 months - Children	425	1,113	38.2%	60.2%	61.3%	58.9%
% of FP17s for the same patient ID Re-attending between 3 & 9 months - Adults	1,358	3,697	36.7%	51.3%	52.1%	50.8%
% of FP17s for Band 1 Urgent Courses	813	4,708	17.3%	9.5%	9.5%	9.1%
% of FP17s Relating to Free Repair or Replacements	1	4,708	0.0%	0.5%	0.6%	0.8%
% of FP17s Relating to Continuations	2	4,708	0.0%	0.8%	0.8%	0.9%
% of Patients satisfied with the dentistry they have received	1	1	N/A	92.4%	92.4%	92.5%
% of Patients satisfied with the time they had to wait for an appointment	1	1	N/A	88.4%	86.3%	87.0%

* This is based on patients treated on this contract for their most recent course of treatment.

Figures in italics indicate the base number of FP17s or Patient Questionnaire responses are less than 100. N/A is shown where the base number of responses is less than 10 during the period. % is calculated as Quantity/Base number*100

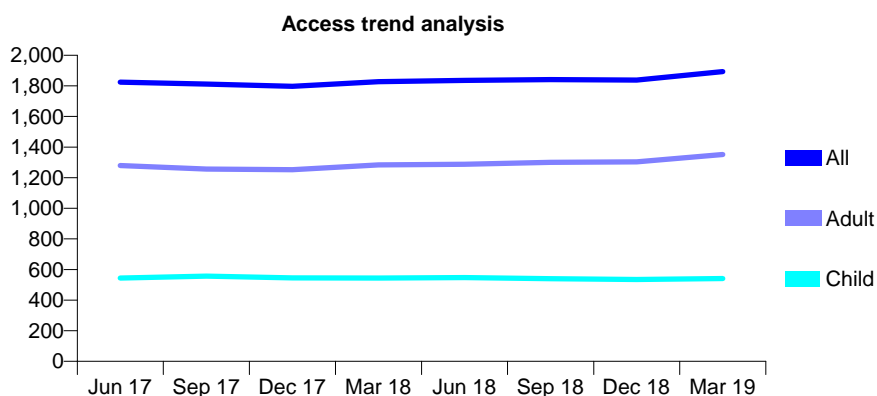
Q68 - Vital Signs At a Glance Contract Report for 855138/0001 - Year end March 2019

Name or company name	Mr Ashish Patel
Contract type name	GDS Contract
Purpose of contract	General
Contract start date	01/11/2006
Contract end date	

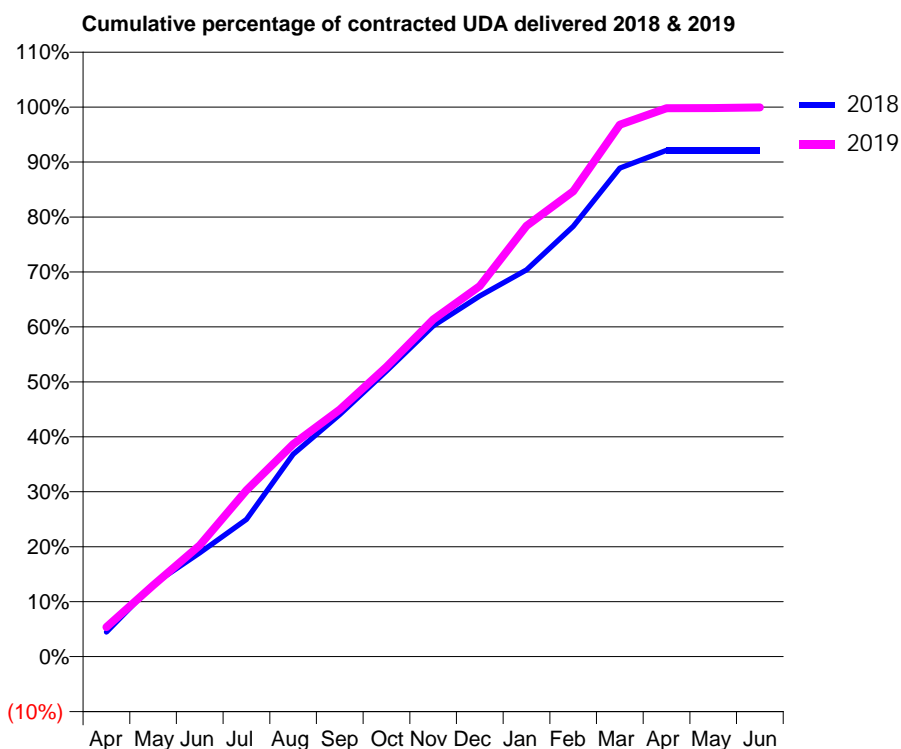
18/19 Contracted general activity (UDA)	5,700
Carry forward general activity (UDA)	0
18/19 Contracted orthodontic activity (UOA)	0
Carry forward orthodontic activity (UOA)	0
Baseline contract value	£135,274.59

ACCESS*

Patients seen in 24 months	Total	Change since previous quarter
Quarter ending March 2018	1,827	
Quarter ending June 2018	1,836	→
Quarter ending September 2018	1,841	→
Quarter ending December 2018	1,838	→
Quarter ending March 2019	1,893	↑
Variance since March 2018	3.6%	↑



ACTIVITY



Month	Adjusted Scheduled Activity (UDA)	
	2018	2019
April	264	306
May	777	739
June	1,118	1,154
July	1,480	1,725
August	2,180	2,204
September	2,608	2,562
October	3,077	3,005
November	3,565	3,495
December	3,886	3,844
January	4,166	4,468
February	4,636	4,826
March	5,264	5,516
April	5,454	5,687
May	5,454	5,690
June	5,454	5,695

QUALITY

	Quantity	Base Number	Contract	AT	Region	England
% of FP17s for the same patient ID Re-attending within 3 months - Children	26	880	3.0%	9.6%	11.3%	11.8%
% of FP17s for the same patient ID Re-attending within 3 months - Adults	245	2,148	11.4%	15.2%	15.4%	15.7%
% of FP17s for the same patient ID Re-attending between 3 & 9 months - Children	632	880	71.8%	60.2%	61.3%	58.9%
% of FP17s for the same patient ID Re-attending between 3 & 9 months - Adults	1,403	2,148	65.3%	51.3%	52.1%	50.8%
% of FP17s for Band 1 Urgent Courses	167	3,056	5.5%	9.5%	9.5%	9.1%
% of FP17s Relating to Free Repair or Replacements	16	3,056	0.5%	0.5%	0.6%	0.8%
% of FP17s Relating to Continuations	7	3,056	0.2%	0.8%	0.8%	0.9%
% of Patients satisfied with the dentistry they have received	2	2	N/A	92.4%	92.4%	92.5%
% of Patients satisfied with the time they had to wait for an appointment	2	2	N/A	88.4%	86.3%	87.0%

* This is based on patients treated on this contract for their most recent course of treatment. Figures in italics indicate the base number of FP17s or Patient Questionnaire responses are less than 100. N/A is shown where the base number of responses is less than 10 during the period. % is calculated as Quantity/Base number*100

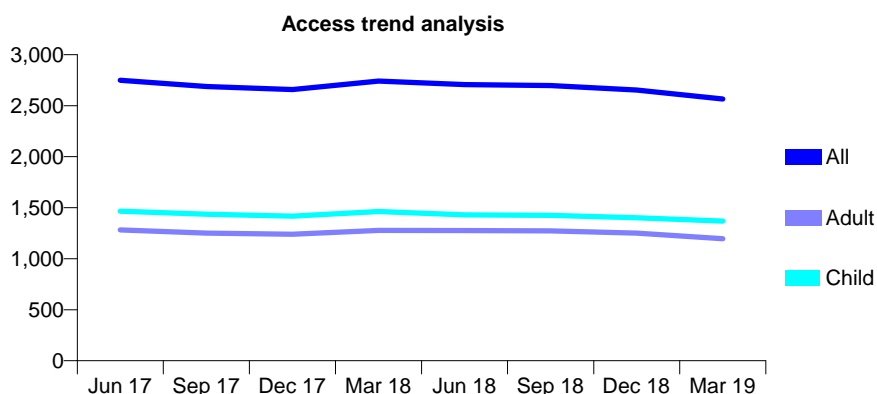
Q68 - Vital Signs At a Glance Contract Report for 859370/0001 - Year end March 2019

Name or company name	Heathcote House Dental Practice
Contract type name	GDS Contract
Purpose of contract	General
Contract start date	01/04/2009
Contract end date	

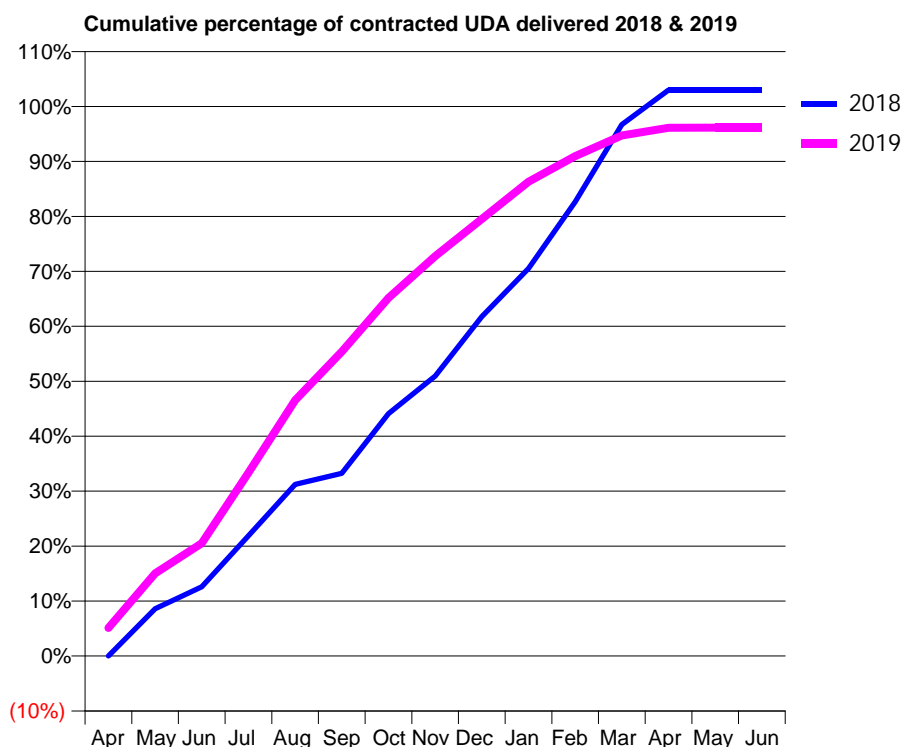
18/19 Contracted general activity (UDA)	3,700
Carry forward general activity (UDA)	0
18/19 Contracted orthodontic activity (UOA)	0
Carry forward orthodontic activity (UOA)	0
Baseline contract value	£89,336.10

ACCESS*

Patients seen in 24 months	Total	Change since previous quarter
Quarter ending March 2018	2,741	
Quarter ending June 2018	2,706	↓
Quarter ending September 2018	2,698	→
Quarter ending December 2018	2,653	↓
Quarter ending March 2019	2,565	↓
Variance since March 2018	(6.4%)	↓



ACTIVITY



Month	Adjusted Scheduled Activity (UDA)	
	2018	2019
April	0	189
May	319	556
June	467	759
July	810	1,234
August	1,156	1,722
September	1,230	2,049
October	1,632	2,411
November	1,885	2,693
December	2,284	2,942
January	2,610	3,193
February	3,058	3,366
March	3,577	3,505
April	3,811	3,556
May	3,811	3,557
June	3,811	3,557

QUALITY

	Quantity	Base Number	Contract	AT	Region	England
% of FP17s for the same patient ID Re-attending within 3 months - Children	123	1,798	6.8%	9.6%	11.3%	11.8%
% of FP17s for the same patient ID Re-attending within 3 months - Adults	102	1,109	9.2%	15.2%	15.4%	15.7%
% of FP17s for the same patient ID Re-attending between 3 & 9 months - Children	908	1,798	50.5%	60.2%	61.3%	58.9%
% of FP17s for the same patient ID Re-attending between 3 & 9 months - Adults	543	1,109	49.0%	51.3%	52.1%	50.8%
% of FP17s for Band 1 Urgent Courses	167	2,766	6.0%	9.5%	9.5%	9.1%
% of FP17s Relating to Free Repair or Replacements	0	2,766	0.0%	0.5%	0.6%	0.8%
% of FP17s Relating to Continuations	5	2,766	0.2%	0.8%	0.8%	0.9%
% of Patients satisfied with the dentistry they have received	0	0	N/A	92.4%	92.4%	92.5%
% of Patients satisfied with the time they had to wait for an appointment	0	0	N/A	88.4%	86.3%	87.0%

* This is based on patients treated on this contract for their most recent course of treatment. Figures in italics indicate the base number of FP17s or Patient Questionnaire responses are less than 100. N/A is shown where the base number of responses is less than 10 during the period. % is calculated as Quantity/Base number*100

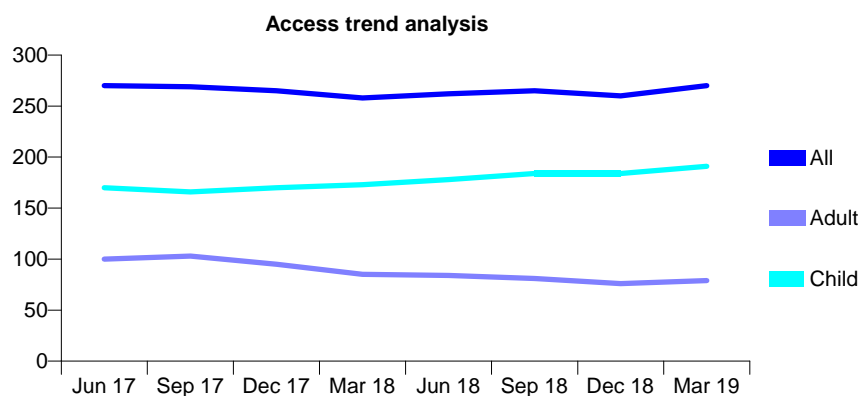
Q68 - Vital Signs At a Glance Contract Report for 861189/0001 - Year end March 2019

Name or company name	MR K SHAH
Contract type name	GDS Contract
Purpose of contract	General
Contract start date	20/09/2012
Contract end date	

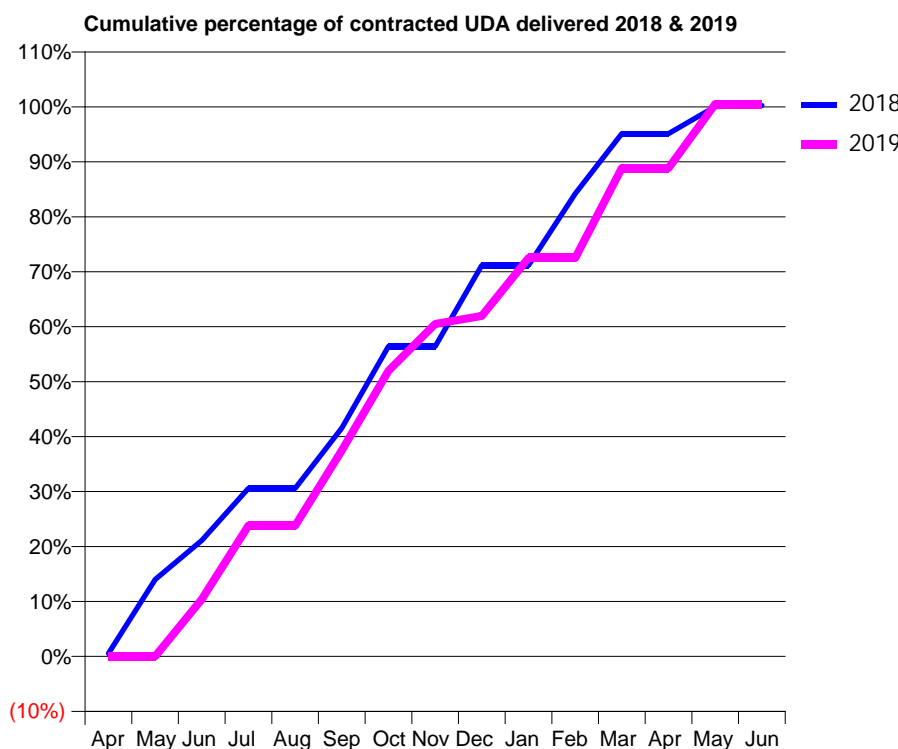
18/19 Contracted general activity (UDA)	550
Carry forward general activity (UDA)	0
18/19 Contracted orthodontic activity (UOA)	0
Carry forward orthodontic activity (UOA)	0
Baseline contract value	£15,124.96

ACCESS*

Patients seen in 24 months	Total	Change since previous quarter
Quarter ending March 2018	258	
Quarter ending June 2018	262	→
Quarter ending September 2018	265	→
Quarter ending December 2018	260	↓
Quarter ending March 2019	270	↑
Variance since March 2018	4.7%	↑



ACTIVITY



Month	Adjusted Scheduled Activity (UDA)	
	2018	2019
April	3	0
May	77	0
June	116	57
July	168	131
August	168	131
September	228	206
October	310	286
November	310	333
December	391	341
January	391	399
February	463	399
March	523	489
April	523	489
May	550	553
June	551	553

QUALITY

	Quantity	Base Number	Contract	AT	Region	England
% of FP17s for the same patient ID Re-attending within 3 months - Children	3	305	1.0%	9.6%	11.3%	11.8%
% of FP17s for the same patient ID Re-attending within 3 months - Adults	2	65	3.1%	15.2%	15.4%	15.7%
% of FP17s for the same patient ID Re-attending between 3 & 9 months - Children	207	305	67.9%	60.2%	61.3%	58.9%
% of FP17s for the same patient ID Re-attending between 3 & 9 months - Adults	29	65	44.6%	51.3%	52.1%	50.8%
% of FP17s for Band 1 Urgent Courses	4	380	1.1%	9.5%	9.5%	9.1%
% of FP17s Relating to Free Repair or Replacements	0	380	0.0%	0.5%	0.6%	0.8%
% of FP17s Relating to Continuations	0	380	0.0%	0.8%	0.8%	0.9%
% of Patients satisfied with the dentistry they have received	0	0	N/A	92.4%	92.4%	92.5%
% of Patients satisfied with the time they had to wait for an appointment	0	0	N/A	88.4%	86.3%	87.0%

* This is based on patients treated on this contract for their most recent course of treatment. Figures in italics indicate the base number of FP17s or Patient Questionnaire responses are less than 100. N/A is shown where the base number of responses is less than 10 during the period. % is calculated as Quantity/Base number*100

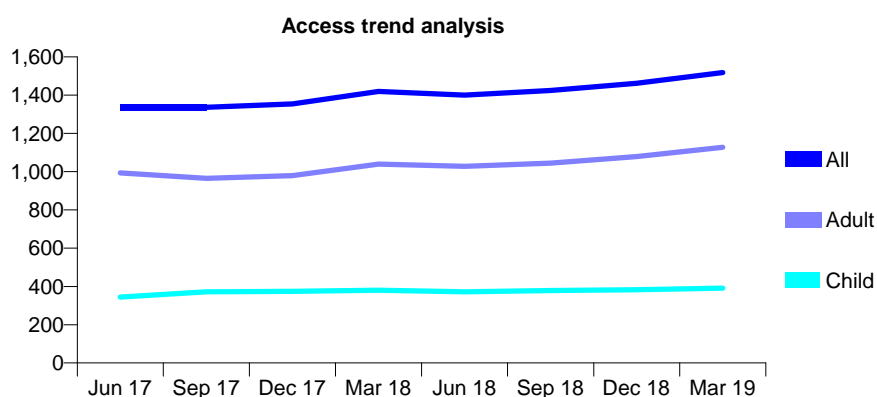
Q68 - Vital Signs At a Glance Contract Report for 878650/0001 - Year end March 2019

Name or company name	MS M YANMAZ
Contract type name	GDS Contract
Purpose of contract	General
Contract start date	01/04/2012
Contract end date	

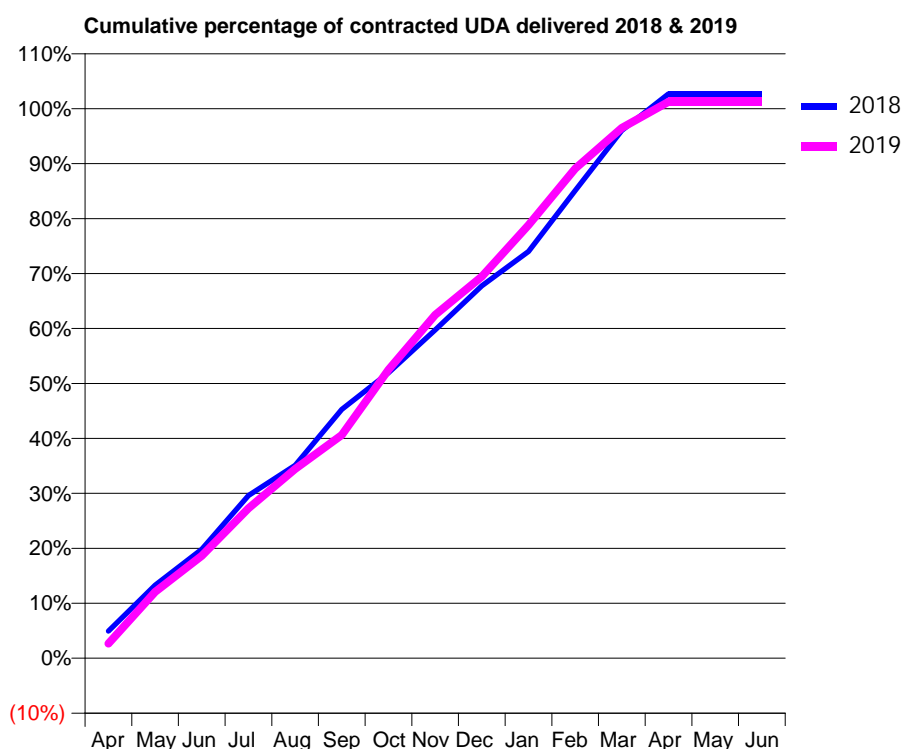
18/19 Contracted general activity (UDA)	5,000
Carry forward general activity (UDA)	0
18/19 Contracted orthodontic activity (UOA)	0
Carry forward orthodontic activity (UOA)	0
Baseline contract value	£129,124.59

ACCESS*

Patients seen in 24 months	Total	Change since previous quarter
Quarter ending March 2018	1,419	
Quarter ending June 2018	1,400	↓
Quarter ending September 2018	1,424	→
Quarter ending December 2018	1,462	↑
Quarter ending March 2019	1,518	↑
Variance since March 2018	7.0%	↑



ACTIVITY



Month	Adjusted Scheduled Activity (UDA)	
	2018	2019
April	247	134
May	665	603
June	991	931
July	1,480	1,365
August	1,756	1,722
September	2,263	2,030
October	2,597	2,626
November	2,987	3,124
December	3,388	3,472
January	3,700	3,940
February	4,256	4,455
March	4,801	4,825
April	5,135	5,061
May	5,135	5,061
June	5,135	5,061

QUALITY

	Quantity	Base Number	Contract	AT	Region	England
% of FP17s for the same patient ID Re-attending within 3 months - Children	31	556	5.6%	9.6%	11.3%	11.8%
% of FP17s for the same patient ID Re-attending within 3 months - Adults	280	1,740	16.1%	15.2%	15.4%	15.7%
% of FP17s for the same patient ID Re-attending between 3 & 9 months - Children	353	556	63.5%	60.2%	61.3%	58.9%
% of FP17s for the same patient ID Re-attending between 3 & 9 months - Adults	987	1,740	56.7%	51.3%	52.1%	50.8%
% of FP17s for Band 1 Urgent Courses	181	2,267	8.0%	9.5%	9.5%	9.1%
% of FP17s Relating to Free Repair or Replacements	16	2,267	0.7%	0.5%	0.6%	0.8%
% of FP17s Relating to Continuations	22	2,267	1.0%	0.8%	0.8%	0.9%
% of Patients satisfied with the dentistry they have received	0	0	N/A	92.4%	92.4%	92.5%
% of Patients satisfied with the time they had to wait for an appointment	0	0	N/A	88.4%	86.3%	87.0%

* This is based on patients treated on this contract for their most recent course of treatment.

Figures in italics indicate the base number of FP17s or Patient Questionnaire responses are less than 100. N/A is shown where the base number of responses is less than 10 during the period. % is calculated as Quantity/Base number*100

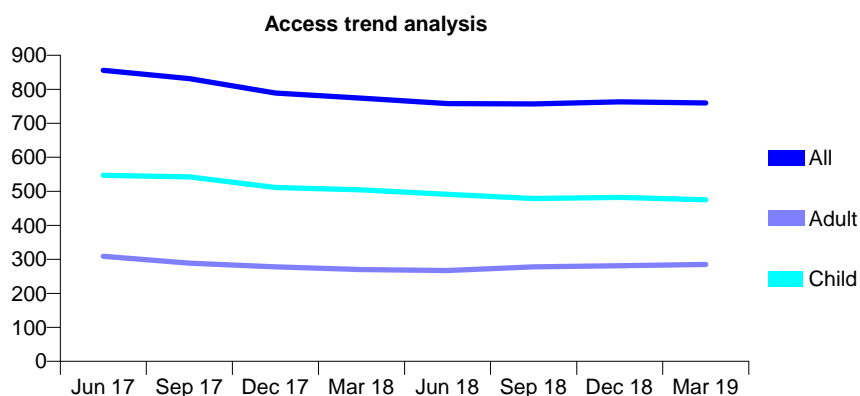
Q68 - Vital Signs At a Glance Contract Report for 898872/0001 - Year end March 2019

Name or company name	MR NP WILLIS
Contract type name	GDS Contract
Purpose of contract	General
Contract start date	01/04/2006
Contract end date	

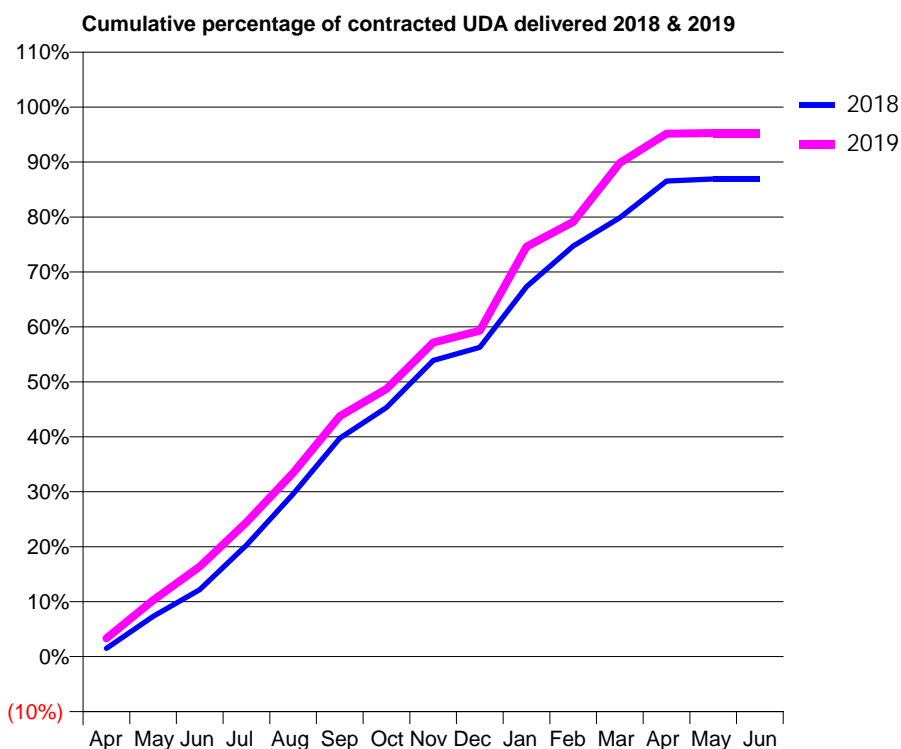
18/19 Contracted general activity (UDA)	2,550
Carry forward general activity (UDA)	0
18/19 Contracted orthodontic activity (UOA)	0
Carry forward orthodontic activity (UOA)	0
Baseline contract value	£76,435.09

ACCESS*

Patients seen in 24 months	Total	Change since previous quarter
Quarter ending March 2018	774	
Quarter ending June 2018	758	↓
Quarter ending September 2018	757	→
Quarter ending December 2018	763	→
Quarter ending March 2019	760	→
Variance since March 2018	(1.8%)	↓



ACTIVITY



Month	Adjusted Scheduled Activity (UDA)	
	2018	2019
April	42	85
May	205	262
June	341	418
July	568	624
August	829	853
September	1,113	1,116
October	1,269	1,242
November	1,509	1,457
December	1,576	1,512
January	1,884	1,902
February	2,092	2,017
March	2,237	2,290
April	2,424	2,426
May	2,434	2,429
June	2,434	2,429

QUALITY

	Quantity	Base Number	Contract	AT	Region	England
% of FP17s for the same patient ID Re-attending within 3 months - Children	160	989	16.2%	9.6%	11.3%	11.8%
% of FP17s for the same patient ID Re-attending within 3 months - Adults	60	319	18.8%	15.2%	15.4%	15.7%
% of FP17s for the same patient ID Re-attending between 3 & 9 months - Children	622	989	62.9%	60.2%	61.3%	58.9%
% of FP17s for the same patient ID Re-attending between 3 & 9 months - Adults	151	319	47.3%	51.3%	52.1%	50.8%
% of FP17s for Band 1 Urgent Courses	7	1,265	0.6%	9.5%	9.5%	9.1%
% of FP17s Relating to Free Repair or Replacements	0	1,265	0.0%	0.5%	0.6%	0.8%
% of FP17s Relating to Continuations	0	1,265	0.0%	0.8%	0.8%	0.9%
% of Patients satisfied with the dentistry they have received	0	0	N/A	92.4%	92.4%	92.5%
% of Patients satisfied with the time they had to wait for an appointment	0	0	N/A	88.4%	86.3%	87.0%

* This is based on patients treated on this contract for their most recent course of treatment. Figures in italics indicate the base number of FP17s or Patient Questionnaire responses are less than 100. N/A is shown where the base number of responses is less than 10 during the period. % is calculated as Quantity/Base number*100

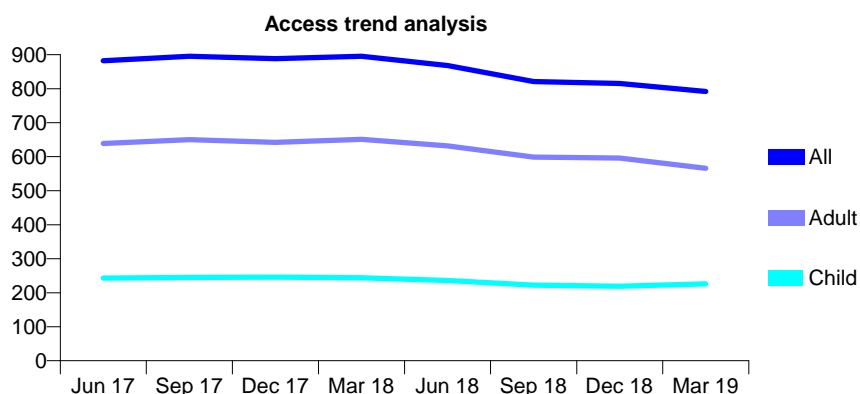
Q68 - Vital Signs At a Glance Contract Report for 906301/0001 - Year end March 2019

Name or company name	Stoneylands Dental Practice
Contract type name	GDS Contract
Purpose of contract	General
Contract start date	01/04/2006
Contract end date	

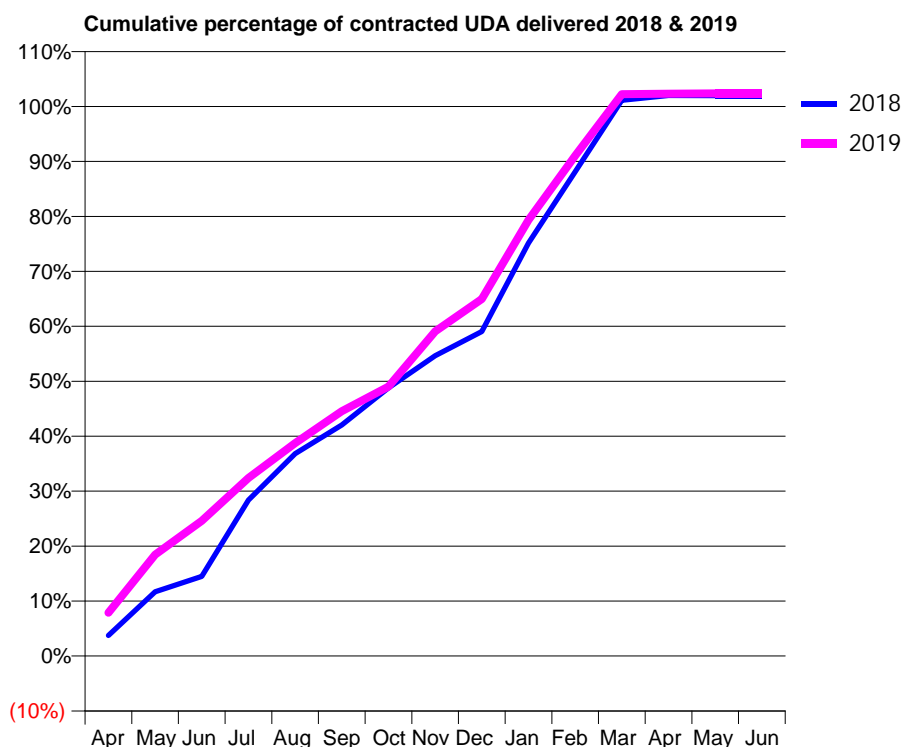
18/19 Contracted general activity (UDA)	2,000
Carry forward general activity (UDA)	0
18/19 Contracted orthodontic activity (UOA)	0
Carry forward orthodontic activity (UOA)	0
Baseline contract value	£45,038.77

ACCESS*

Patients seen in 24 months	Total	Change since previous quarter
Quarter ending March 2018	895	
Quarter ending June 2018	868	↓
Quarter ending September 2018	821	↓
Quarter ending December 2018	815	→
Quarter ending March 2019	792	↓
Variance since March 2018	(11.5%)	↓



ACTIVITY



Month	Adjusted Scheduled Activity (UDA)	
	2018	2019
April	75	157
May	234	369
June	290	492
July	568	648
August	736	775
September	841	891
October	976	981
November	1,093	1,181
December	1,181	1,299
January	1,503	1,587
February	1,763	1,821
March	2,023	2,044
April	2,040	2,047
May	2,039	2,048
June	2,039	2,048

QUALITY

	Quantity	Base Number	Contract	AT	Region	England
% of FP17s for the same patient ID Re-attending within 3 months - Children	40	335	11.9%	9.6%	11.3%	11.8%
% of FP17s for the same patient ID Re-attending within 3 months - Adults	157	769	20.4%	15.2%	15.4%	15.7%
% of FP17s for the same patient ID Re-attending between 3 & 9 months - Children	179	335	53.4%	60.2%	61.3%	58.9%
% of FP17s for the same patient ID Re-attending between 3 & 9 months - Adults	396	769	51.5%	51.3%	52.1%	50.8%
% of FP17s for Band 1 Urgent Courses	101	1,100	9.2%	9.5%	9.5%	9.1%
% of FP17s Relating to Free Repair or Replacements	9	1,100	0.8%	0.5%	0.6%	0.8%
% of FP17s Relating to Continuations	4	1,100	0.4%	0.8%	0.8%	0.9%
% of Patients satisfied with the dentistry they have received	0	0	N/A	92.4%	92.4%	92.5%
% of Patients satisfied with the time they had to wait for an appointment	0	0	N/A	88.4%	86.3%	87.0%

* This is based on patients treated on this contract for their most recent course of treatment. Figures in italics indicate the base number of FP17s or Patient Questionnaire responses are less than 100. N/A is shown where the base number of responses is less than 10 during the period. % is calculated as Quantity/Base number*100

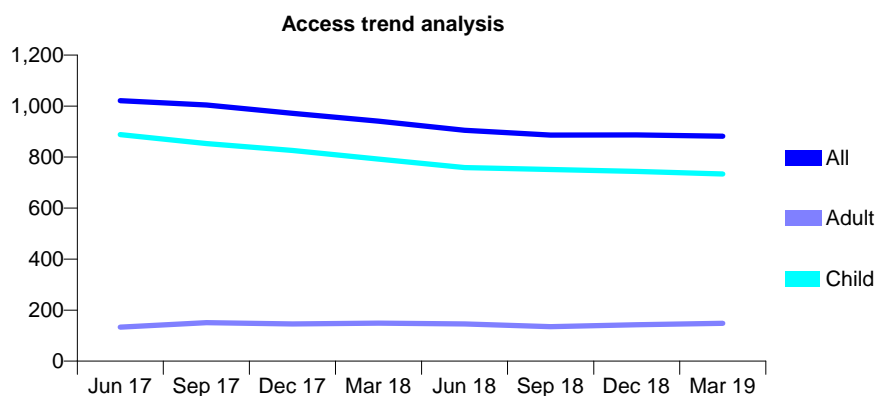
Q68 - Vital Signs At a Glance Contract Report for 906743/0001 - Year end March 2019

Name or company name	Elms Lea Dental Care
Contract type name	GDS Contract
Purpose of contract	General
Contract start date	01/04/2006
Contract end date	

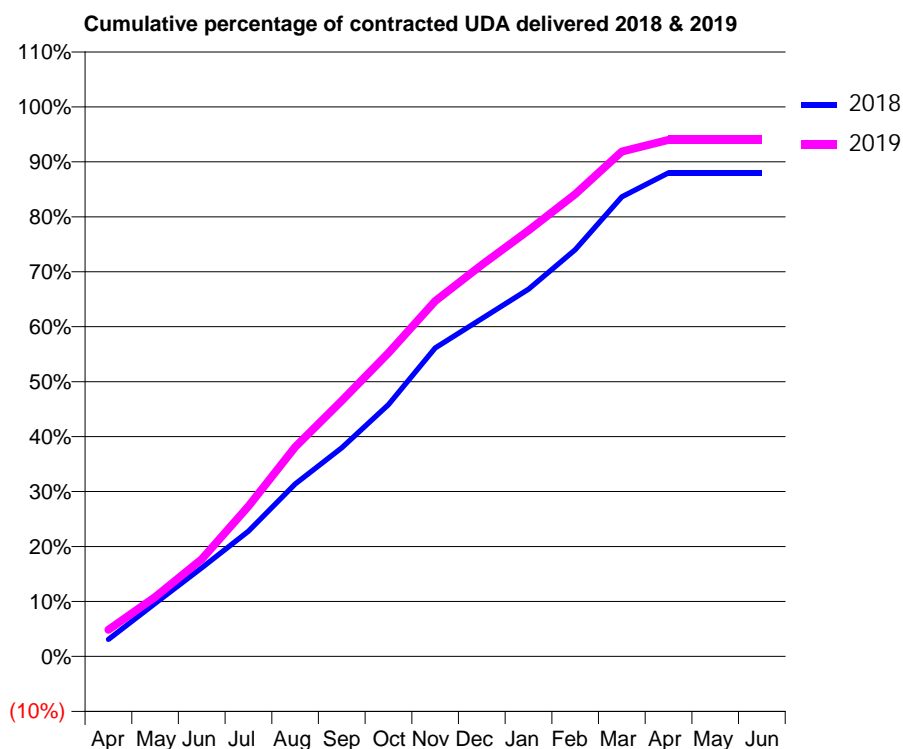
18/19 Contracted general activity (UDA)	1,799
Carry forward general activity (UDA)	0
18/19 Contracted orthodontic activity (UOA)	0
Carry forward orthodontic activity (UOA)	0
Baseline contract value	£39,372.70

ACCESS*

Patients seen in 24 months	Total	Change since previous quarter
Quarter ending March 2018	941	
Quarter ending June 2018	905	↓
Quarter ending September 2018	886	↓
Quarter ending December 2018	887	→
Quarter ending March 2019	882	→
Variance since March 2018	(6.3%)	↓



ACTIVITY



Month	Adjusted Scheduled Activity (UDA)	
	2018	2019
April	56	87
May	174	194
June	290	319
July	410	492
August	565	686
September	683	837
October	824	993
November	1,010	1,163
December	1,106	1,282
January	1,202	1,395
February	1,331	1,513
March	1,504	1,653
April	1,583	1,691
May	1,583	1,691
June	1,583	1,691

QUALITY

	Quantity	Base Number	Contract	AT	Region	England
% of FP17s for the same patient ID Re-attending within 3 months - Children	53	1,004	5.3%	9.6%	11.3%	11.8%
% of FP17s for the same patient ID Re-attending within 3 months - Adults	3	87	3.4%	15.2%	15.4%	15.7%
% of FP17s for the same patient ID Re-attending between 3 & 9 months - Children	594	1,004	59.2%	60.2%	61.3%	58.9%
% of FP17s for the same patient ID Re-attending between 3 & 9 months - Adults	50	87	57.5%	51.3%	52.1%	50.8%
% of FP17s for Band 1 Urgent Courses	31	1,095	2.8%	9.5%	9.5%	9.1%
% of FP17s Relating to Free Repair or Replacements	0	1,095	0.0%	0.5%	0.6%	0.8%
% of FP17s Relating to Continuations	1	1,095	0.1%	0.8%	0.8%	0.9%
% of Patients satisfied with the dentistry they have received	0	0	N/A	92.4%	92.4%	92.5%
% of Patients satisfied with the time they had to wait for an appointment	0	0	N/A	88.4%	86.3%	87.0%

* This is based on patients treated on this contract for their most recent course of treatment. Figures in italics indicate the base number of FP17s or Patient Questionnaire responses are less than 100. N/A is shown where the base number of responses is less than 10 during the period. % is calculated as Quantity/Base number*100

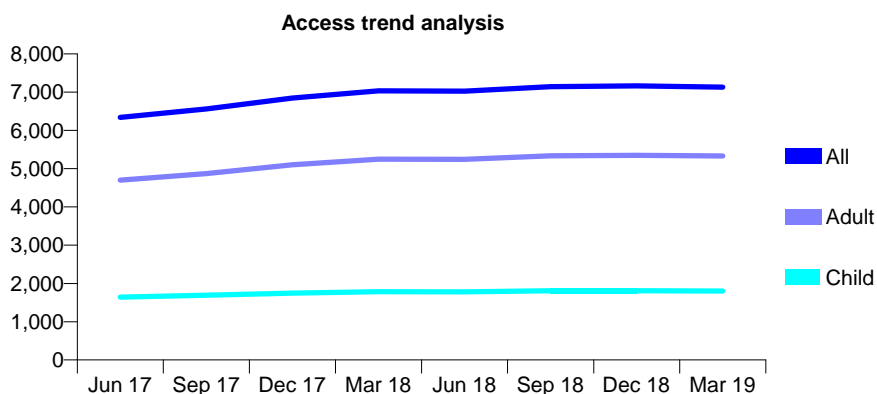
Q68 - Vital Signs At a Glance Contract Report for 906956/0002 - Year end March 2019

Name or company name	Somerhill Dental Practice
Contract type name	GDS Contract
Purpose of contract	General
Contract start date	01/04/2006
Contract end date	

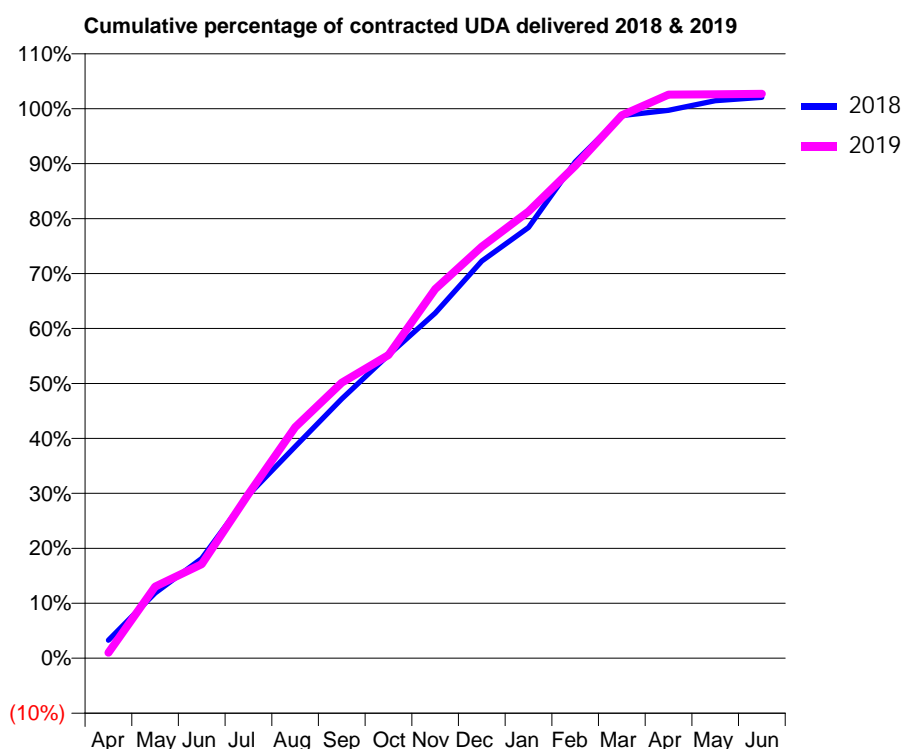
18/19 Contracted general activity (UDA)	21,423
Carry forward general activity (UDA)	0
18/19 Contracted orthodontic activity (UOA)	0
Carry forward orthodontic activity (UOA)	0
Baseline contract value	£645,635.07

ACCESS*

Patients seen in 24 months	Total	Change since previous quarter
Quarter ending March 2018	7,031	
Quarter ending June 2018	7,025	→
Quarter ending September 2018	7,142	→
Quarter ending December 2018	7,160	→
Quarter ending March 2019	7,130	→
Variance since March 2018	1.4%	→



ACTIVITY



Month	Adjusted Scheduled Activity (UDA)	
	2018	2019
April	706	213
May	2,547	2,793
June	3,894	3,668
July	6,368	6,400
August	8,254	9,009
September	10,109	10,741
October	11,821	11,817
November	13,453	14,387
December	15,478	16,046
January	16,789	17,418
February	19,348	19,197
March	21,151	21,165
April	21,357	21,972
May	21,734	21,984
June	21,865	21,997

QUALITY

	Quantity	Base Number	Contract	AT	Region	England
% of FP17s for the same patient ID Re-attending within 3 months - Children	146	2,449	6.0%	9.6%	11.3%	11.8%
% of FP17s for the same patient ID Re-attending within 3 months - Adults	1,220	7,060	17.3%	15.2%	15.4%	15.7%
% of FP17s for the same patient ID Re-attending between 3 & 9 months - Children	1,216	2,449	49.7%	60.2%	61.3%	58.9%
% of FP17s for the same patient ID Re-attending between 3 & 9 months - Adults	2,966	7,060	42.0%	51.3%	52.1%	50.8%
% of FP17s for Band 1 Urgent Courses	723	8,250	8.8%	9.5%	9.5%	9.1%
% of FP17s Relating to Free Repair or Replacements	96	8,250	1.2%	0.5%	0.6%	0.8%
% of FP17s Relating to Continuations	16	8,250	0.2%	0.8%	0.8%	0.9%
% of Patients satisfied with the dentistry they have received	0	0	N/A	92.4%	92.4%	92.5%
% of Patients satisfied with the time they had to wait for an appointment	0	0	N/A	88.4%	86.3%	87.0%

* This is based on patients treated on this contract for their most recent course of treatment.

Figures in italics indicate the base number of FP17s or Patient Questionnaire responses are less than 100. N/A is shown where the base number of responses is less than 10 during the period. % is calculated as Quantity/Base number*100

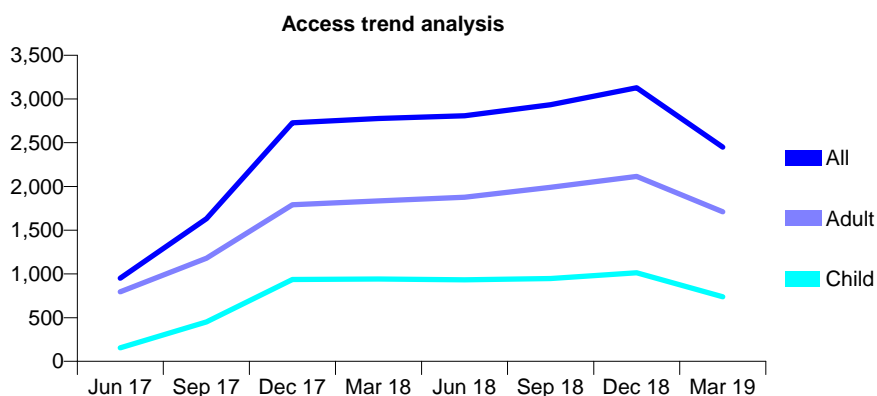
Q68 - Vital Signs At a Glance Contract Report for 907707/0001 - Year end March 2019

Name or company name	MRS ZK KEYHANI NOORALII
Contract type name	GDS Contract
Purpose of contract	General
Contract start date	01/04/2006
Contract end date	

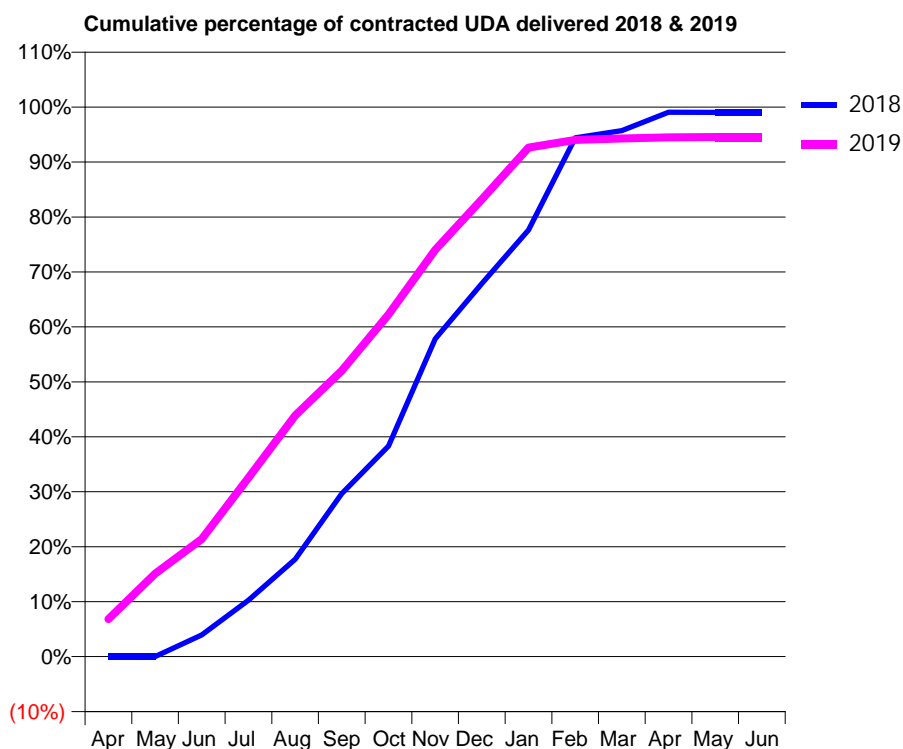
18/19 Contracted general activity (UDA)	6,857
Carry forward general activity (UDA)	66
18/19 Contracted orthodontic activity (UOA)	0
Carry forward orthodontic activity (UOA)	0
Baseline contract value	£168,885.96

ACCESS*

Patients seen in 24 months	Total	Change since previous quarter
Quarter ending March 2018	2,778	
Quarter ending June 2018	2,809	→
Quarter ending September 2018	2,935	↑
Quarter ending December 2018	3,128	↑
Quarter ending March 2019	2,450	↓
Variance since March 2018	(11.8%)	↓



ACTIVITY



Month	Adjusted Scheduled Activity (UDA)	
	2018	2019
April	0	468
May	0	1,037
June	270	1,466
July	705	2,232
August	1,216	3,007
September	2,035	3,568
October	2,627	4,268
November	3,965	5,076
December	4,653	5,704
January	5,323	6,350
February	6,472	6,447
March	6,563	6,466
April	6,792	6,479
May	6,791	6,484
June	6,791	6,484

QUALITY

	Quantity	Base Number	Contract	AT	Region	England
% of FP17s for the same patient ID Re-attending within 3 months - Children	45	1,284	3.5%	9.6%	11.3%	11.8%
% of FP17s for the same patient ID Re-attending within 3 months - Adults	136	2,471	5.5%	15.2%	15.4%	15.7%
% of FP17s for the same patient ID Re-attending between 3 & 9 months - Children	546	1,284	42.5%	60.2%	61.3%	58.9%
% of FP17s for the same patient ID Re-attending between 3 & 9 months - Adults	802	2,471	32.5%	51.3%	52.1%	50.8%
% of FP17s for Band 1 Urgent Courses	262	3,692	7.1%	9.5%	9.5%	9.1%
% of FP17s Relating to Free Repair or Replacements	6	3,692	0.2%	0.5%	0.6%	0.8%
% of FP17s Relating to Continuations	1	3,692	0.0%	0.8%	0.8%	0.9%
% of Patients satisfied with the dentistry they have received	0	0	N/A	92.4%	92.4%	92.5%
% of Patients satisfied with the time they had to wait for an appointment	0	0	N/A	88.4%	86.3%	87.0%

* This is based on patients treated on this contract for their most recent course of treatment. Figures in italics indicate the base number of FP17s or Patient Questionnaire responses are less than 100. N/A is shown where the base number of responses is less than 10 during the period. % is calculated as Quantity/Base number*100

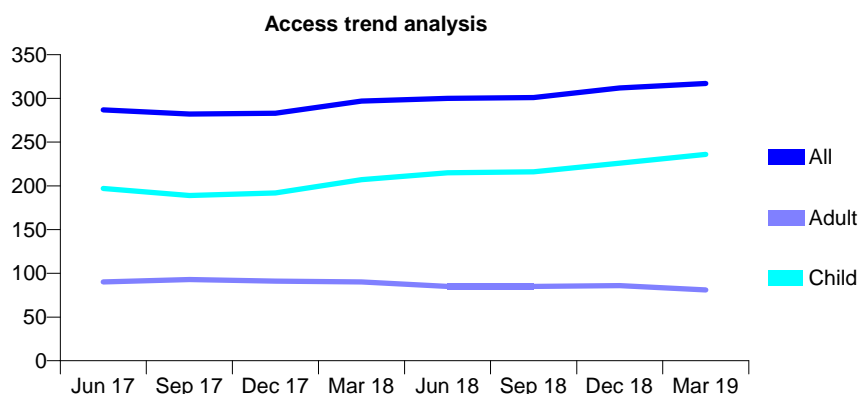
Q68 - Vital Signs At a Glance Contract Report for 911445/0001 - Year end March 2019

Name or company name	MR JE REED
Contract type name	GDS Contract
Purpose of contract	General
Contract start date	01/04/2006
Contract end date	

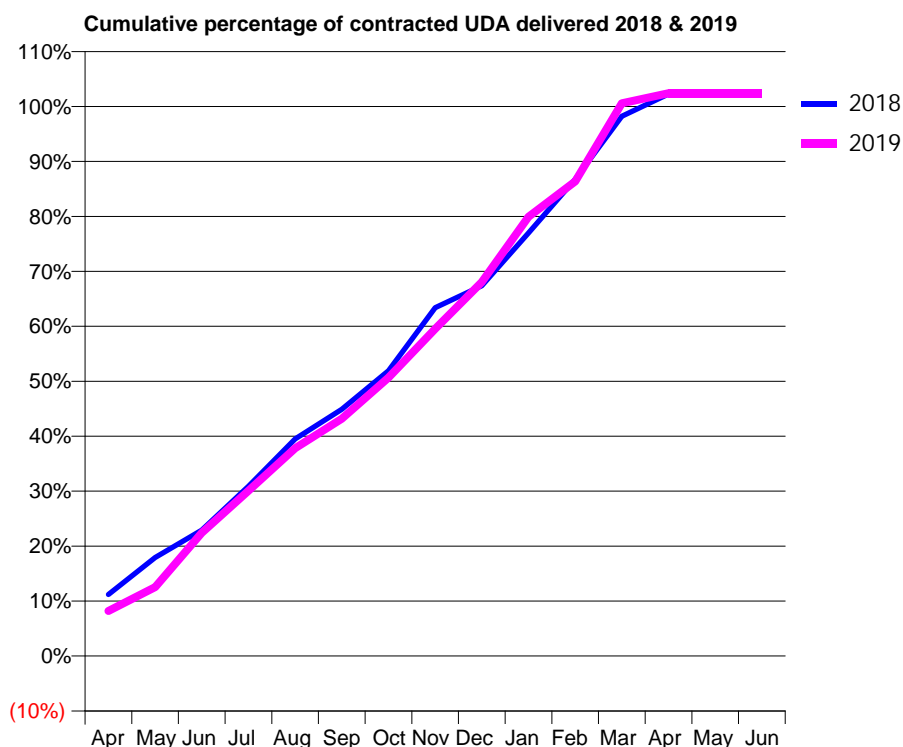
18/19 Contracted general activity (UDA)	700
Carry forward general activity (UDA)	0
18/19 Contracted orthodontic activity (UOA)	0
Carry forward orthodontic activity (UOA)	0
Baseline contract value	£17,637.14

ACCESS*

Patients seen in 24 months	Total	Change since previous quarter
Quarter ending March 2018	297	
Quarter ending June 2018	300	→
Quarter ending September 2018	301	→
Quarter ending December 2018	312	↑
Quarter ending March 2019	317	→
Variance since March 2018	6.7%	↑



ACTIVITY



Month	Adjusted Scheduled Activity (UDA)	
	2018	2019
April	83	57
May	134	88
June	171	157
July	230	211
August	294	265
September	335	302
October	387	355
November	472	417
December	502	476
January	574	559
February	646	604
March	732	704
April	762	717
May	762	717
June	762	717

QUALITY

	Quantity	Base Number	Contract	AT	Region	England
% of FP17s for the same patient ID Re-attending within 3 months - Children	40	416	9.6%	9.6%	11.3%	11.8%
% of FP17s for the same patient ID Re-attending within 3 months - Adults	21	84	25.0%	15.2%	15.4%	15.7%
% of FP17s for the same patient ID Re-attending between 3 & 9 months - Children	255	416	61.3%	60.2%	61.3%	58.9%
% of FP17s for the same patient ID Re-attending between 3 & 9 months - Adults	32	84	38.1%	51.3%	52.1%	50.8%
% of FP17s for Band 1 Urgent Courses	30	495	6.1%	9.5%	9.5%	9.1%
% of FP17s Relating to Free Repair or Replacements	0	495	0.0%	0.5%	0.6%	0.8%
% of FP17s Relating to Continuations	0	495	0.0%	0.8%	0.8%	0.9%
% of Patients satisfied with the dentistry they have received	1	1	N/A	92.4%	92.4%	92.5%
% of Patients satisfied with the time they had to wait for an appointment	1	1	N/A	88.4%	86.3%	87.0%

* This is based on patients treated on this contract for their most recent course of treatment. Figures in italics indicate the base number of FP17s or Patient Questionnaire responses are less than 100. N/A is shown where the base number of responses is less than 10 during the period. % is calculated as Quantity/Base number*100

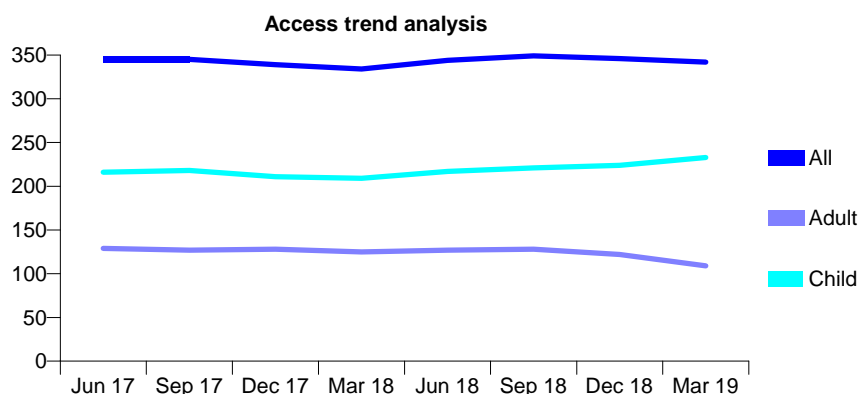
Q68 - Vital Signs At a Glance Contract Report for 911607/0001 - Year end March 2019

Name or company name	MR NJ MARSHALL
Contract type name	GDS Contract
Purpose of contract	General
Contract start date	01/04/2006
Contract end date	

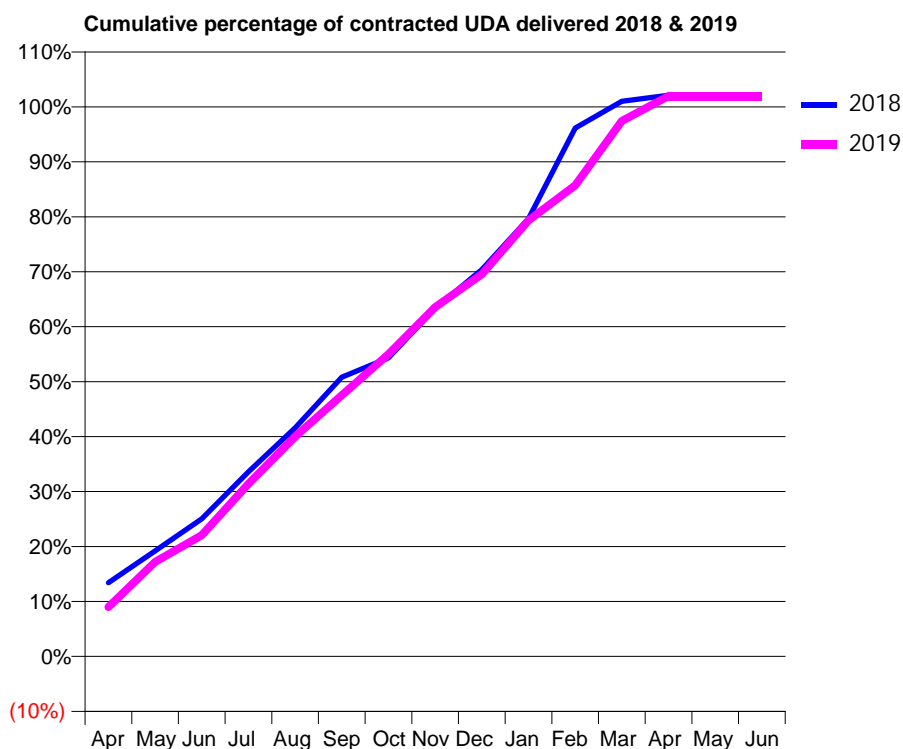
18/19 Contracted general activity (UDA)	656
Carry forward general activity (UDA)	0
18/19 Contracted orthodontic activity (UOA)	0
Carry forward orthodontic activity (UOA)	0
Baseline contract value	£14,945.63

ACCESS*

Patients seen in 24 months	Total	Change since previous quarter
Quarter ending March 2018	334	
Quarter ending June 2018	344	↑
Quarter ending September 2018	349	→
Quarter ending December 2018	346	→
Quarter ending March 2019	342	↓
Variance since March 2018	2.4%	↑



ACTIVITY



Month	Adjusted Scheduled Activity (UDA)	
	2018	2019
April	88	59
May	126	113
June	164	145
July	220	206
August	273	262
September	333	312
October	356	361
November	416	417
December	462	456
January	523	520
February	631	562
March	663	639
April	670	669
May	670	669
June	670	669

QUALITY

	Quantity	Base Number	Contract	AT	Region	England
% of FP17s for the same patient ID Re-attending within 3 months - Children	12	353	3.4%	9.6%	11.3%	11.8%
% of FP17s for the same patient ID Re-attending within 3 months - Adults	7	106	6.6%	15.2%	15.4%	15.7%
% of FP17s for the same patient ID Re-attending between 3 & 9 months - Children	231	353	65.4%	60.2%	61.3%	58.9%
% of FP17s for the same patient ID Re-attending between 3 & 9 months - Adults	61	106	57.5%	51.3%	52.1%	50.8%
% of FP17s for Band 1 Urgent Courses	15	478	3.1%	9.5%	9.5%	9.1%
% of FP17s Relating to Free Repair or Replacements	0	478	0.0%	0.5%	0.6%	0.8%
% of FP17s Relating to Continuations	0	478	0.0%	0.8%	0.8%	0.9%
% of Patients satisfied with the dentistry they have received	0	0	N/A	92.4%	92.4%	92.5%
% of Patients satisfied with the time they had to wait for an appointment	0	0	N/A	88.4%	86.3%	87.0%

* This is based on patients treated on this contract for their most recent course of treatment. Figures in italics indicate the base number of FP17s or Patient Questionnaire responses are less than 100. N/A is shown where the base number of responses is less than 10 during the period. % is calculated as Quantity/Base number*100

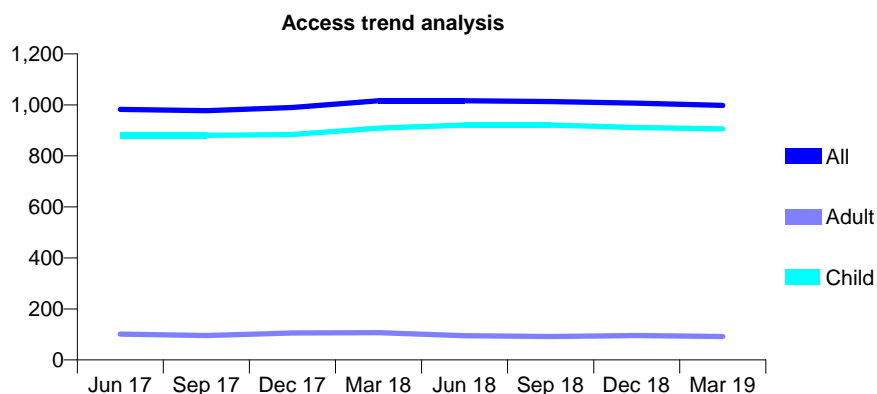
Q68 - Vital Signs At a Glance Contract Report for 913219/0001 - Year end March 2019

Name or company name	MR AO REEVES
Contract type name	GDS Contract
Purpose of contract	General
Contract start date	01/04/2006
Contract end date	

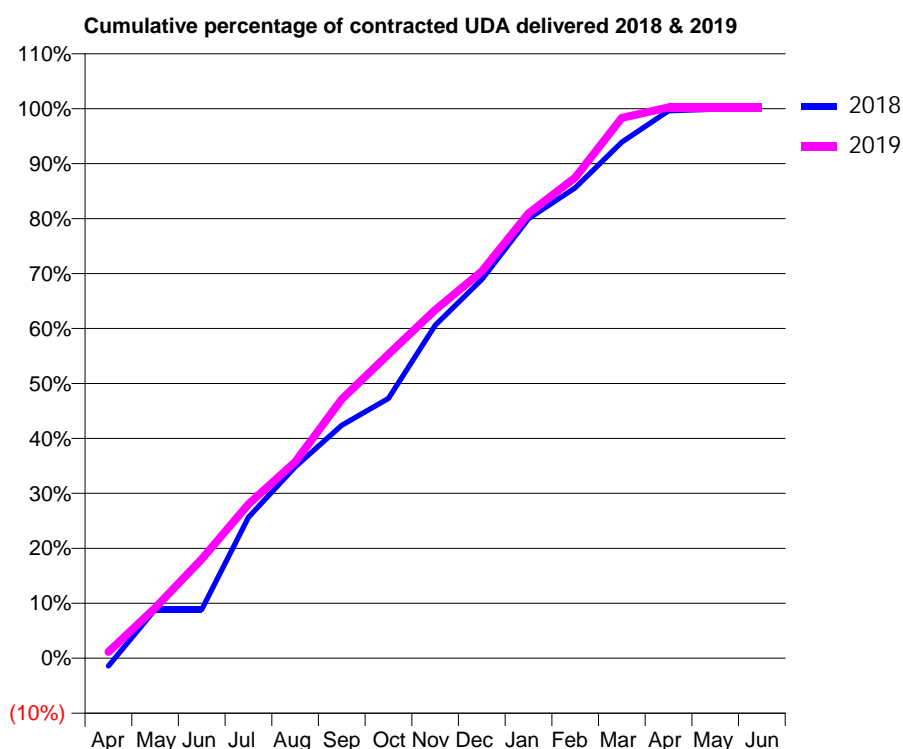
18/19 Contracted general activity (UDA)	1,987
Carry forward general activity (UDA)	2
18/19 Contracted orthodontic activity (UOA)	0
Carry forward orthodontic activity (UOA)	0
Baseline contract value	£45,408.75

ACCESS*

Patients seen in 24 months	Total	Change since previous quarter
Quarter ending March 2018	1,016	
Quarter ending June 2018	1,016	→
Quarter ending September 2018	1,013	→
Quarter ending December 2018	1,007	→
Quarter ending March 2019	998	→
Variance since March 2018	(1.8%)	↓



ACTIVITY



Month	2018	2019
April	-28	23
May	176	182
June	176	359
July	510	557
August	692	710
September	842	937
October	940	1,099
November	1,204	1,260
December	1,369	1,399
January	1,590	1,608
February	1,701	1,738
March	1,866	1,954
April	1,979	1,991
May	1,985	1,991
June	1,985	1,991

QUALITY

	Quantity	Base Number	Contract	AT	Region	England
% of FP17s for the same patient ID Re-attending within 3 months - Children	47	1,598	2.9%	9.6%	11.3%	11.8%
% of FP17s for the same patient ID Re-attending within 3 months - Adults	0	2	0.0%	15.2%	15.4%	15.7%
% of FP17s for the same patient ID Re-attending between 3 & 9 months - Children	1,223	1,598	76.5%	60.2%	61.3%	58.9%
% of FP17s for the same patient ID Re-attending between 3 & 9 months - Adults	0	2	0.0%	51.3%	52.1%	50.8%
% of FP17s for Band 1 Urgent Courses	32	1,554	2.1%	9.5%	9.5%	9.1%
% of FP17s Relating to Free Repair or Replacements	0	1,554	0.0%	0.5%	0.6%	0.8%
% of FP17s Relating to Continuations	0	1,554	0.0%	0.8%	0.8%	0.9%
% of Patients satisfied with the dentistry they have received	0	0	N/A	92.4%	92.4%	92.5%
% of Patients satisfied with the time they had to wait for an appointment	0	0	N/A	88.4%	86.3%	87.0%

* This is based on patients treated on this contract for their most recent course of treatment.

Figures in italics indicate the base number of FP17s or Patient Questionnaire responses are less than 100. N/A is shown where the base number of responses is less than 10 during the period. % is calculated as Quantity/Base number*100

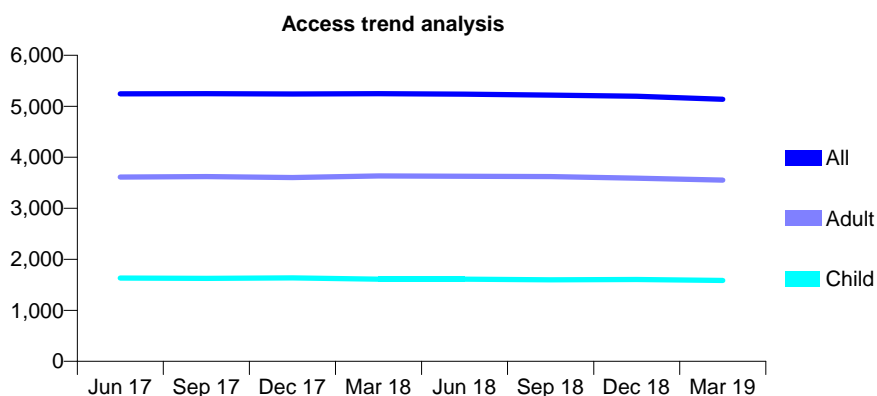
Q68 - Vital Signs At a Glance Contract Report for 913553/0001 - Year end March 2019

Name or company name	MR AM BROWN
Contract type name	GDS Contract
Purpose of contract	General
Contract start date	01/04/2006
Contract end date	

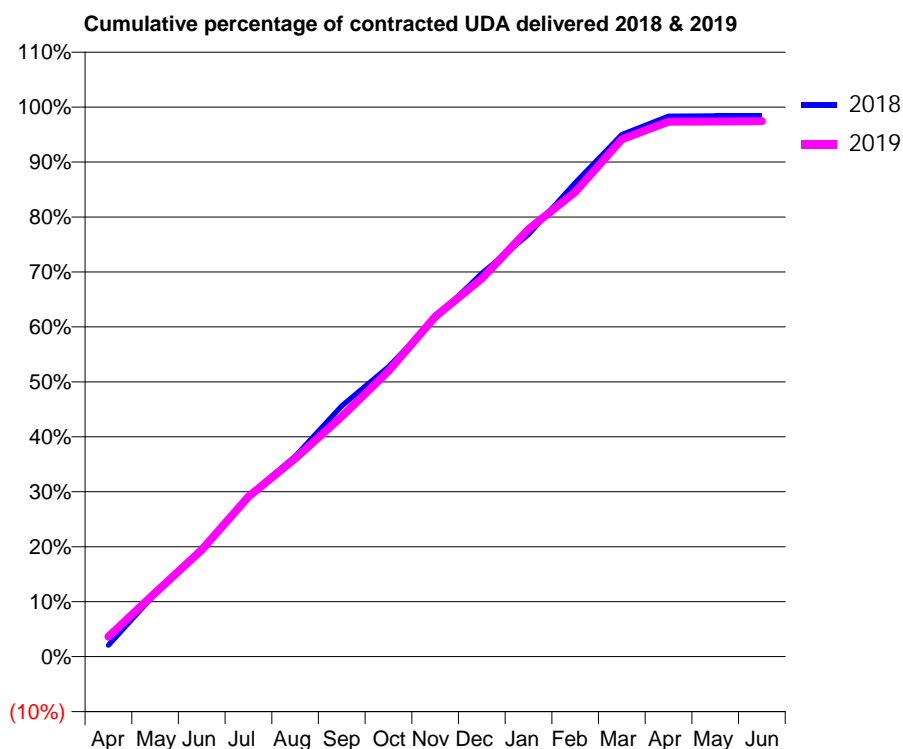
18/19 Contracted general activity (UDA)	11,982
Carry forward general activity (UDA)	192
18/19 Contracted orthodontic activity (UOA)	0
Carry forward orthodontic activity (UOA)	0
Baseline contract value	£288,220.93

ACCESS*

Patients seen in 24 months	Total	Change since previous quarter
Quarter ending March 2018	5,247	
Quarter ending June 2018	5,238	→
Quarter ending September 2018	5,220	→
Quarter ending December 2018	5,195	→
Quarter ending March 2019	5,139	↓
Variance since March 2018	(2.1%)	↓



ACTIVITY



Month	Adjusted Scheduled Activity (UDA)	
	2018	2019
April	248	435
May	1,373	1,393
June	2,311	2,330
July	3,503	3,489
August	4,365	4,322
September	5,469	5,236
October	6,317	6,226
November	7,375	7,414
December	8,356	8,246
January	9,208	9,317
February	10,328	10,133
March	11,378	11,281
April	11,779	11,663
May	11,789	11,668
June	11,789	11,673

QUALITY

	Quantity	Base Number	Contract	AT	Region	England
% of FP17s for the same patient ID Re-attending within 3 months - Children	130	2,633	4.9%	9.6%	11.3%	11.8%
% of FP17s for the same patient ID Re-attending within 3 months - Adults	543	5,160	10.5%	15.2%	15.4%	15.7%
% of FP17s for the same patient ID Re-attending between 3 & 9 months - Children	1,894	2,633	71.9%	60.2%	61.3%	58.9%
% of FP17s for the same patient ID Re-attending between 3 & 9 months - Adults	2,866	5,160	55.5%	51.3%	52.1%	50.8%
% of FP17s for Band 1 Urgent Courses	594	7,753	7.7%	9.5%	9.5%	9.1%
% of FP17s Relating to Free Repair or Replacements	22	7,753	0.3%	0.5%	0.6%	0.8%
% of FP17s Relating to Continuations	2	7,753	0.0%	0.8%	0.8%	0.9%
% of Patients satisfied with the dentistry they have received	2	2	N/A	92.4%	92.4%	92.5%
% of Patients satisfied with the time they had to wait for an appointment	2	2	N/A	88.4%	86.3%	87.0%

* This is based on patients treated on this contract for their most recent course of treatment. Figures in italics indicate the base number of FP17s or Patient Questionnaire responses are less than 100. N/A is shown where the base number of responses is less than 10 during the period. % is calculated as Quantity/Base number*100

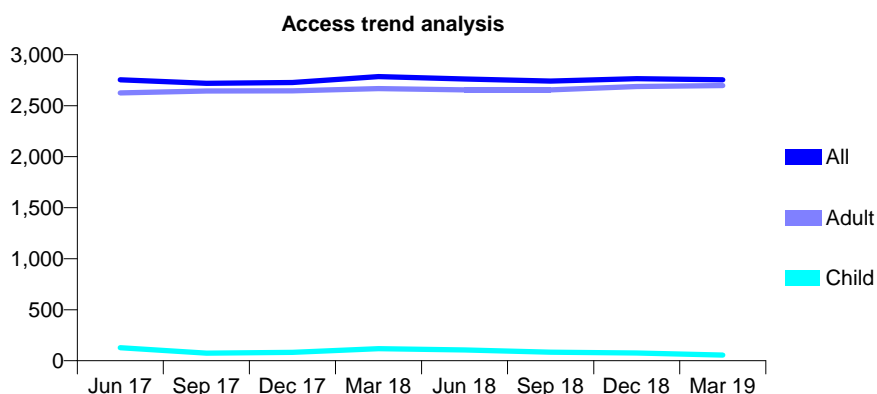
Q68 - Vital Signs At a Glance Contract Report for 914673/0002 - Year end March 2019

Name or company name	MR M SEIFOURI
Contract type name	GDS Contract
Purpose of contract	General
Contract start date	01/08/2011
Contract end date	

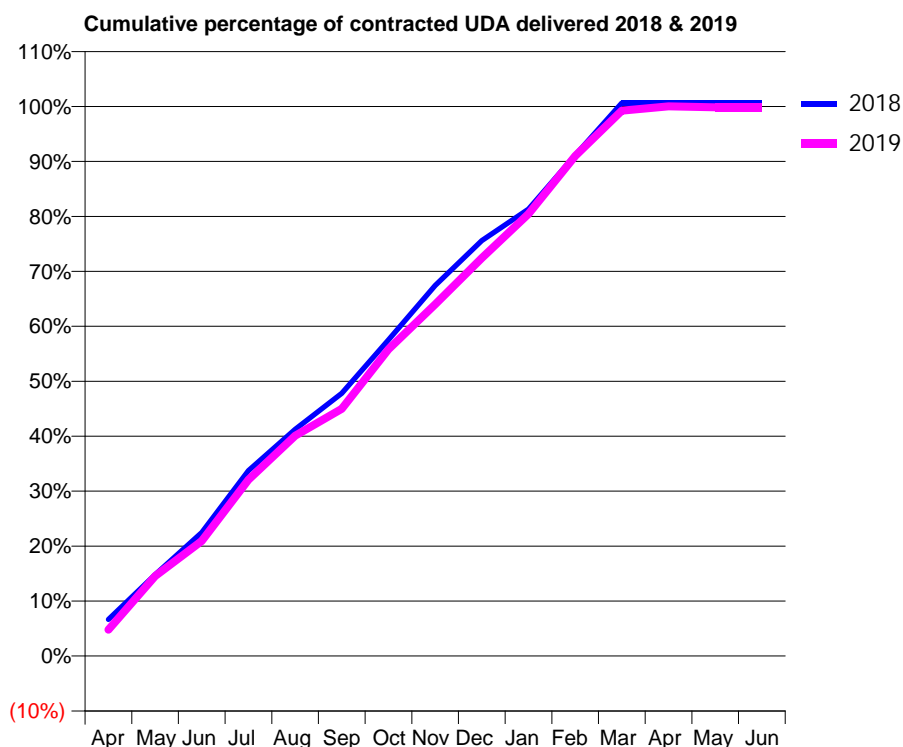
18/19 Contracted general activity (UDA)	7,753
Carry forward general activity (UDA)	0
18/19 Contracted orthodontic activity (UOA)	0
Carry forward orthodontic activity (UOA)	0
Baseline contract value	£230,366.57

ACCESS*

Patients seen in 24 months	Total	Change since previous quarter
Quarter ending March 2018	2,785	
Quarter ending June 2018	2,761	→
Quarter ending September 2018	2,740	→
Quarter ending December 2018	2,764	→
Quarter ending March 2019	2,753	→
Variance since March 2018	(1.1%)	↓



ACTIVITY



Month	Adjusted Scheduled Activity (UDA)	
	2018	2019
April	516	371
May	1,149	1,128
June	1,744	1,622
July	2,617	2,486
August	3,199	3,108
September	3,707	3,488
October	4,459	4,329
November	5,228	4,962
December	5,860	5,614
January	6,305	6,238
February	7,066	7,055
March	7,802	7,693
April	7,802	7,753
May	7,802	7,741
June	7,802	7,741

QUALITY

	Quantity	Base Number	Contract	AT	Region	England
% of FP17s for the same patient ID Re-attending within 3 months - Children	0	97	0.0%	9.6%	11.3%	11.8%
% of FP17s for the same patient ID Re-attending within 3 months - Adults	215	3,240	6.6%	15.2%	15.4%	15.7%
% of FP17s for the same patient ID Re-attending between 3 & 9 months - Children	13	97	13.4%	60.2%	61.3%	58.9%
% of FP17s for the same patient ID Re-attending between 3 & 9 months - Adults	1,218	3,240	37.6%	51.3%	52.1%	50.8%
% of FP17s for Band 1 Urgent Courses	32	3,368	1.0%	9.5%	9.5%	9.1%
% of FP17s Relating to Free Repair or Replacements	0	3,368	0.0%	0.5%	0.6%	0.8%
% of FP17s Relating to Continuations	0	3,368	0.0%	0.8%	0.8%	0.9%
% of Patients satisfied with the dentistry they have received	1	1	N/A	92.4%	92.4%	92.5%
% of Patients satisfied with the time they had to wait for an appointment	1	1	N/A	88.4%	86.3%	87.0%

* This is based on patients treated on this contract for their most recent course of treatment. Figures in italics indicate the base number of FP17s or Patient Questionnaire responses are less than 100. N/A is shown where the base number of responses is less than 10 during the period. % is calculated as Quantity/Base number*100

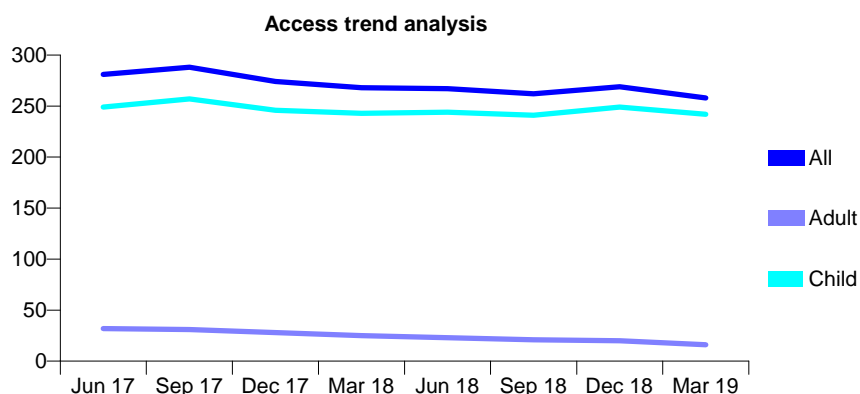
Q68 - Vital Signs At a Glance Contract Report for 916994/0001 - Year end March 2019

Name or company name	MR MD SETTERS
Contract type name	GDS Contract
Purpose of contract	General
Contract start date	01/04/2006
Contract end date	

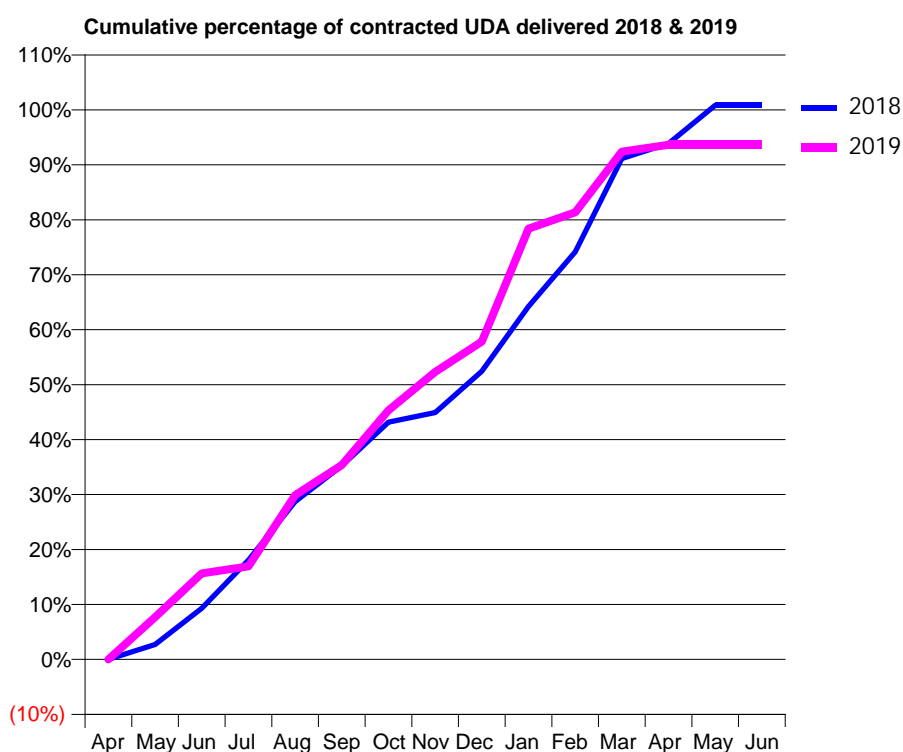
18/19 Contracted general activity (UDA)	402
Carry forward general activity (UDA)	0
18/19 Contracted orthodontic activity (UOA)	0
Carry forward orthodontic activity (UOA)	0
Baseline contract value	£10,020.44

ACCESS*

Patients seen in 24 months	Total	Change since previous quarter
Quarter ending March 2018	268	
Quarter ending June 2018	267	→
Quarter ending September 2018	262	↓
Quarter ending December 2018	269	↑
Quarter ending March 2019	258	↓
Variance since March 2018	(3.7%)	↓



ACTIVITY



Month	Adjusted Scheduled Activity (UDA)	
	2018	2019
April	0	0
May	11	31
June	37	63
July	73	68
August	116	120
September	142	142
October	174	182
November	181	210
December	211	232
January	258	315
February	298	327
March	366	371
April	377	376
May	405	376
June	405	376

QUALITY

	Quantity	Base Number	Contract	AT	Region	England
% of FP17s for the same patient ID Re-attending within 3 months - Children	21	350	6.0%	9.6%	11.3%	11.8%
% of FP17s for the same patient ID Re-attending within 3 months - Adults	0	0	N/A	15.2%	15.4%	15.7%
% of FP17s for the same patient ID Re-attending between 3 & 9 months - Children	217	350	62.0%	60.2%	61.3%	58.9%
% of FP17s for the same patient ID Re-attending between 3 & 9 months - Adults	0	0	N/A	51.3%	52.1%	50.8%
% of FP17s for Band 1 Urgent Courses	7	321	2.2%	9.5%	9.5%	9.1%
% of FP17s Relating to Free Repair or Replacements	0	321	0.0%	0.5%	0.6%	0.8%
% of FP17s Relating to Continuations	0	321	0.0%	0.8%	0.8%	0.9%
% of Patients satisfied with the dentistry they have received	1	1	N/A	92.4%	92.4%	92.5%
% of Patients satisfied with the time they had to wait for an appointment	1	1	N/A	88.4%	86.3%	87.0%

* This is based on patients treated on this contract for their most recent course of treatment. Figures in italics indicate the base number of FP17s or Patient Questionnaire responses are less than 100. N/A is shown where the base number of responses is less than 10 during the period. % is calculated as Quantity/Base number*100

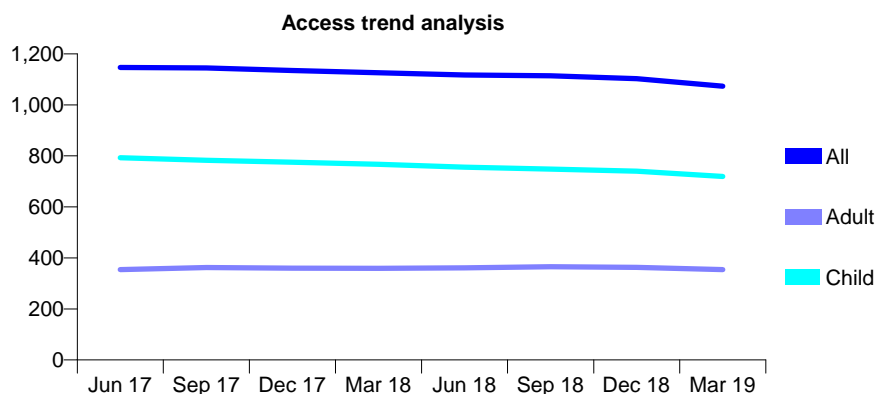
Q68 - Vital Signs At a Glance Contract Report for 917982/0001 - Year end March 2019

Name or company name	MISS M SPEAKMAN
Contract type name	GDS Contract
Purpose of contract	General
Contract start date	01/04/2014
Contract end date	

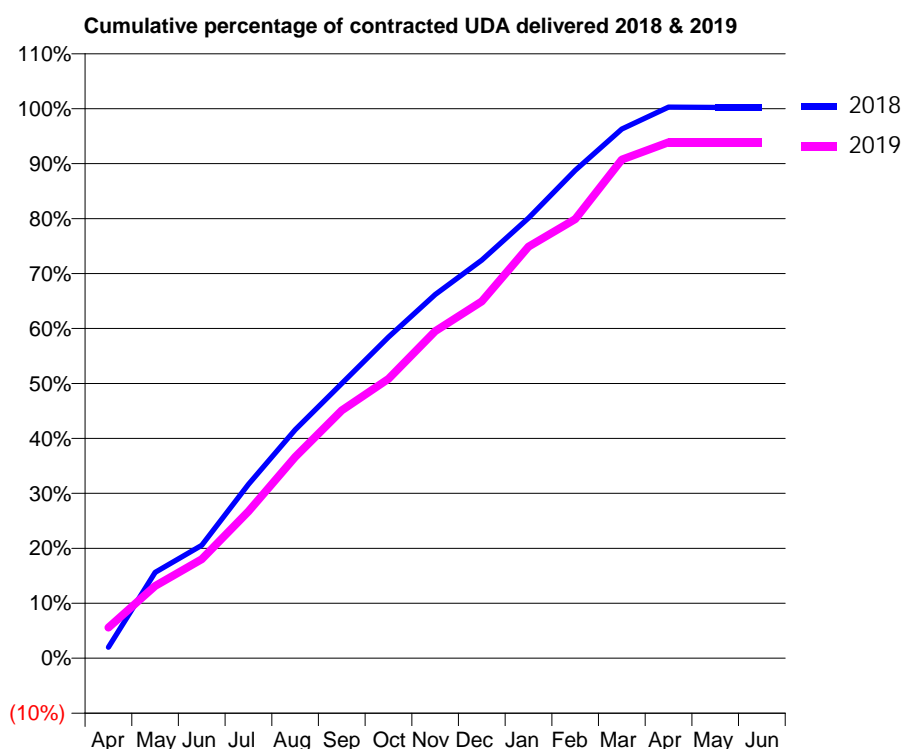
18/19 Contracted general activity (UDA)	2,100
Carry forward general activity (UDA)	0
18/19 Contracted orthodontic activity (UOA)	0
Carry forward orthodontic activity (UOA)	0
Baseline contract value	£47,988.82

ACCESS*

Patients seen in 24 months	Total	Change since previous quarter
Quarter ending March 2018	1,126	
Quarter ending June 2018	1,117	→
Quarter ending September 2018	1,114	→
Quarter ending December 2018	1,103	→
Quarter ending March 2019	1,073	↓
Variance since March 2018	(4.7%)	↓



ACTIVITY



Month	2018	2019
April	42	118
May	328	277
June	431	378
July	664	561
August	873	769
September	1,050	947
October	1,227	1,067
November	1,390	1,250
December	1,522	1,363
January	1,682	1,572
February	1,864	1,678
March	2,023	1,905
April	2,106	1,972
May	2,105	1,972
June	2,105	1,972

QUALITY

	Quantity	Base Number	Contract	AT	Region	England
% of FP17s for the same patient ID Re-attending within 3 months - Children	61	1,169	5.2%	9.6%	11.3%	11.8%
% of FP17s for the same patient ID Re-attending within 3 months - Adults	18	337	5.3%	15.2%	15.4%	15.7%
% of FP17s for the same patient ID Re-attending between 3 & 9 months - Children	806	1,169	68.9%	60.2%	61.3%	58.9%
% of FP17s for the same patient ID Re-attending between 3 & 9 months - Adults	183	337	54.3%	51.3%	52.1%	50.8%
% of FP17s for Band 1 Urgent Courses	43	1,461	2.9%	9.5%	9.5%	9.1%
% of FP17s Relating to Free Repair or Replacements	1	1,461	0.1%	0.5%	0.6%	0.8%
% of FP17s Relating to Continuations	0	1,461	0.0%	0.8%	0.8%	0.9%
% of Patients satisfied with the dentistry they have received	0	0	N/A	92.4%	92.4%	92.5%
% of Patients satisfied with the time they had to wait for an appointment	0	0	N/A	88.4%	86.3%	87.0%

* This is based on patients treated on this contract for their most recent course of treatment.

Figures in italics indicate the base number of FP17s or Patient Questionnaire responses are less than 100. N/A is shown where the base number of responses is less than 10 during the period. % is calculated as Quantity/Base number*100

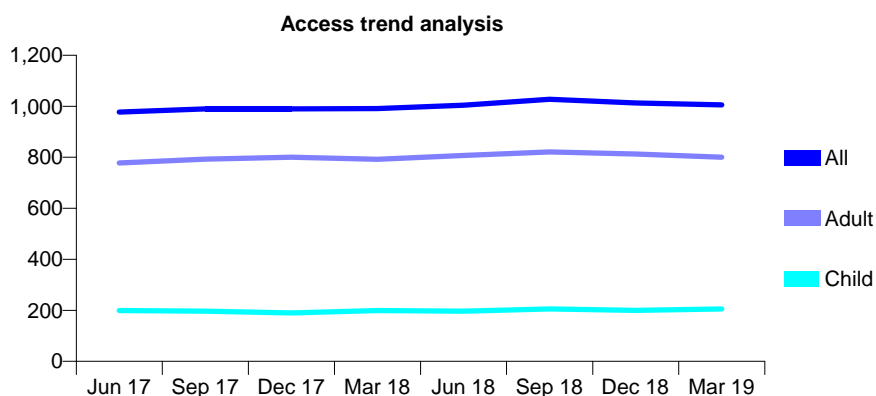
Q68 - Vital Signs At a Glance Contract Report for 919977/0001 - Year end March 2019

Name or company name	MS JF ROYLE
Contract type name	GDS Contract
Purpose of contract	General
Contract start date	01/04/2006
Contract end date	

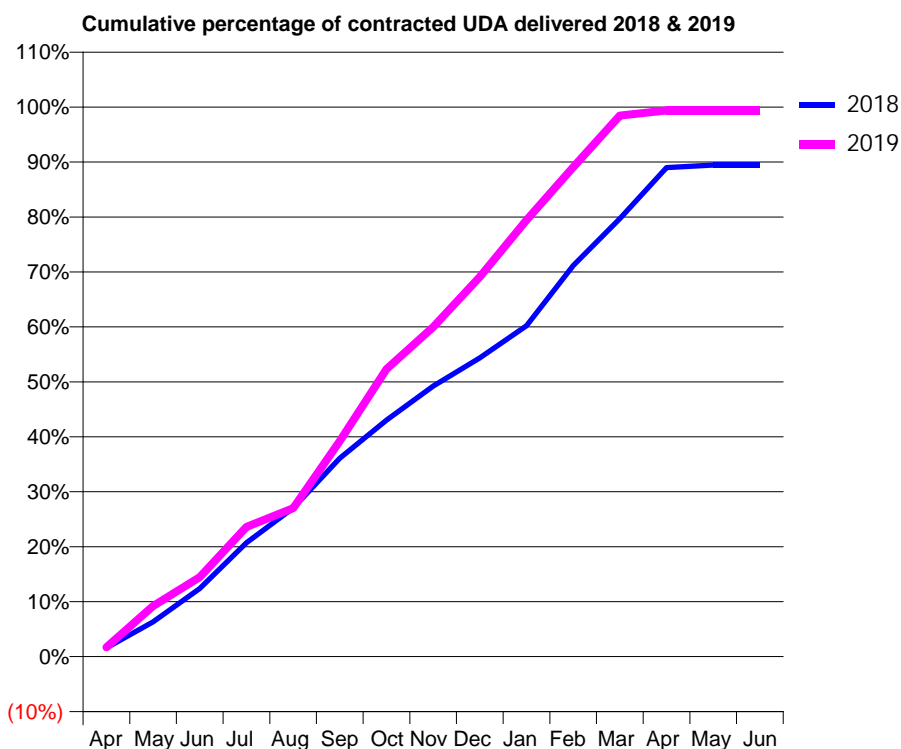
18/19 Contracted general activity (UDA)	2,600
Carry forward general activity (UDA)	0
18/19 Contracted orthodontic activity (UOA)	0
Carry forward orthodontic activity (UOA)	0
Baseline contract value	£67,129.58

ACCESS*

Patients seen in 24 months	Total	Change since previous quarter
Quarter ending March 2018	991	
Quarter ending June 2018	1,004	→
Quarter ending September 2018	1,027	↑
Quarter ending December 2018	1,013	↓
Quarter ending March 2019	1,006	→
Variance since March 2018	1.5%	→



ACTIVITY



Month	Adjusted Scheduled Activity (UDA)	
	2018	2019
April	45	45
May	177	240
June	347	376
July	580	614
August	757	703
September	1,011	1,020
October	1,205	1,360
November	1,378	1,560
December	1,522	1,797
January	1,686	2,065
February	1,993	2,316
March	2,232	2,559
April	2,491	2,584
May	2,505	2,584
June	2,505	2,584

QUALITY

	Quantity	Base Number	Contract	AT	Region	England
% of FP17s for the same patient ID Re-attending within 3 months - Children	15	291	5.2%	9.6%	11.3%	11.8%
% of FP17s for the same patient ID Re-attending within 3 months - Adults	142	1,084	13.1%	15.2%	15.4%	15.7%
% of FP17s for the same patient ID Re-attending between 3 & 9 months - Children	147	291	50.5%	60.2%	61.3%	58.9%
% of FP17s for the same patient ID Re-attending between 3 & 9 months - Adults	485	1,084	44.7%	51.3%	52.1%	50.8%
% of FP17s for Band 1 Urgent Courses	157	1,321	11.9%	9.5%	9.5%	9.1%
% of FP17s Relating to Free Repair or Replacements	13	1,321	1.0%	0.5%	0.6%	0.8%
% of FP17s Relating to Continuations	6	1,321	0.5%	0.8%	0.8%	0.9%
% of Patients satisfied with the dentistry they have received	0	0	N/A	92.4%	92.4%	92.5%
% of Patients satisfied with the time they had to wait for an appointment	0	0	N/A	88.4%	86.3%	87.0%

* This is based on patients treated on this contract for their most recent course of treatment. Figures in italics indicate the base number of FP17s or Patient Questionnaire responses are less than 100. N/A is shown where the base number of responses is less than 10 during the period. % is calculated as Quantity/Base number*100

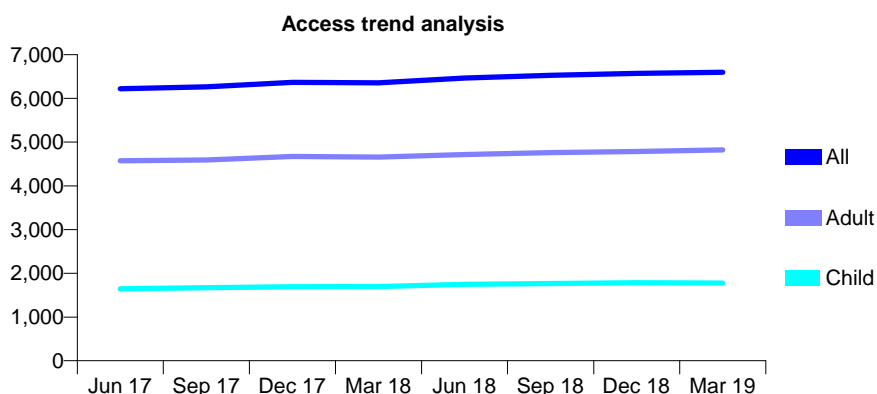
Q68 - Vital Signs At a Glance Contract Report for 921645/0004 - Year end March 2019

Name or company name	Brightsmile Dental Care (Tadworth)
Contract type name	GDS Contract
Purpose of contract	General
Contract start date	01/04/2006
Contract end date	

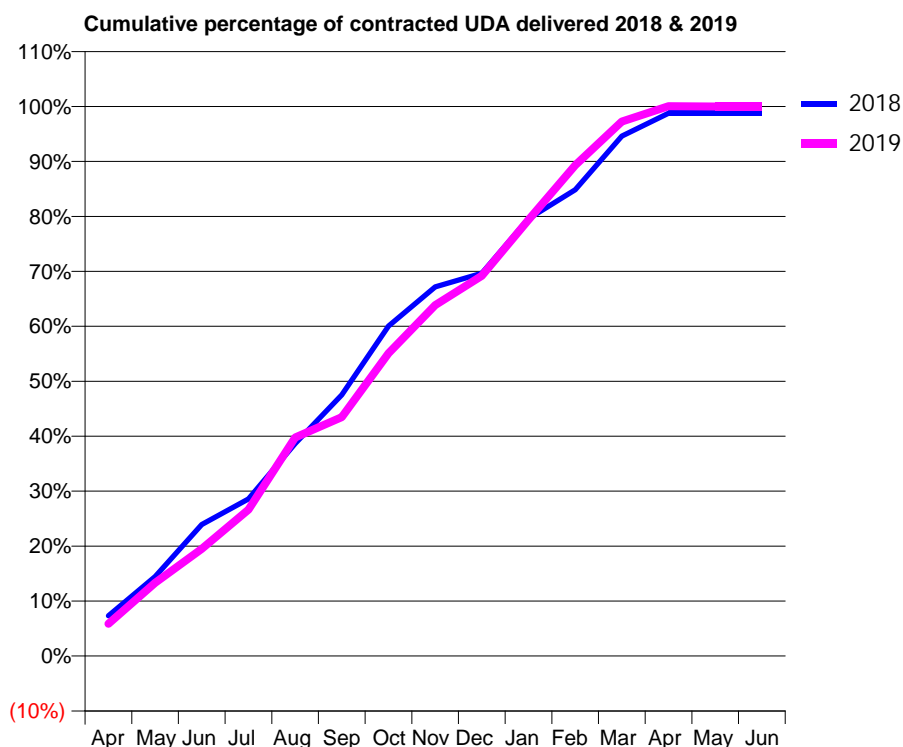
18/19 Contracted general activity (UDA)	16,552
Carry forward general activity (UDA)	206
18/19 Contracted orthodontic activity (UOA)	0
Carry forward orthodontic activity (UOA)	0
Baseline contract value	£456,994.64

ACCESS*

Patients seen in 24 months	Total	Change since previous quarter
Quarter ending March 2018	6,355	
Quarter ending June 2018	6,464	→
Quarter ending September 2018	6,529	→
Quarter ending December 2018	6,570	→
Quarter ending March 2019	6,597	→
Variance since March 2018	3.8%	↑



ACTIVITY



Month	Adjusted Scheduled Activity (UDA)	
	2018	2019
April	1,215	971
May	2,398	2,206
June	3,963	3,227
July	4,730	4,409
August	6,402	6,582
September	7,861	7,194
October	9,941	9,115
November	11,120	10,572
December	11,527	11,448
January	13,171	13,135
February	14,044	14,779
March	15,661	16,095
April	16,346	16,559
May	16,345	16,551
June	16,345	16,550

QUALITY

	Quantity	Base Number	Contract	AT	Region	England
% of FP17s for the same patient ID Re-attending within 3 months - Children	98	2,314	4.2%	9.6%	11.3%	11.8%
% of FP17s for the same patient ID Re-attending within 3 months - Adults	582	5,826	10.0%	15.2%	15.4%	15.7%
% of FP17s for the same patient ID Re-attending between 3 & 9 months - Children	1,279	2,314	55.3%	60.2%	61.3%	58.9%
% of FP17s for the same patient ID Re-attending between 3 & 9 months - Adults	2,821	5,826	48.4%	51.3%	52.1%	50.8%
% of FP17s for Band 1 Urgent Courses	581	7,307	8.0%	9.5%	9.5%	9.1%
% of FP17s Relating to Free Repair or Replacements	19	7,307	0.3%	0.5%	0.6%	0.8%
% of FP17s Relating to Continuations	20	7,307	0.3%	0.8%	0.8%	0.9%
% of Patients satisfied with the dentistry they have received	6	6	N/A	92.4%	92.4%	92.5%
% of Patients satisfied with the time they had to wait for an appointment	6	6	N/A	88.4%	86.3%	87.0%

* This is based on patients treated on this contract for their most recent course of treatment. Figures in italics indicate the base number of FP17s or Patient Questionnaire responses are less than 100. N/A is shown where the base number of responses is less than 10 during the period. % is calculated as Quantity/Base number*100

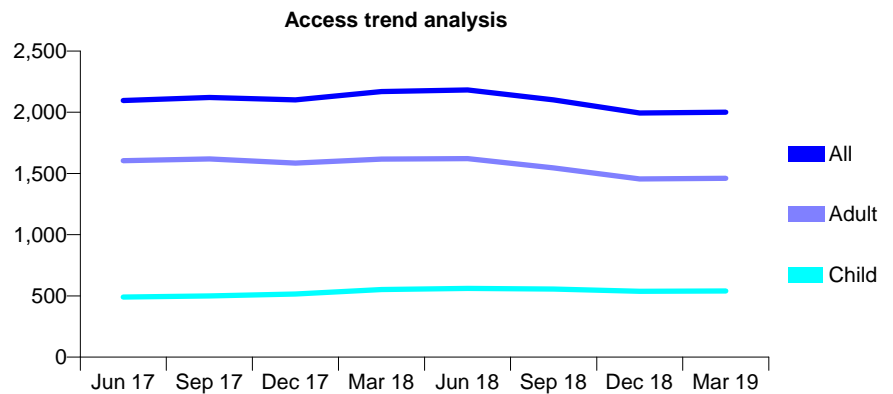
Q68 - Vital Signs At a Glance Contract Report for 921645/0005 - Year end March 2019

Name or company name	Brightsmile Dental Care (Epsom)
Contract type name	GDS Contract
Purpose of contract	General
Contract start date	04/11/2009
Contract end date	

18/19 Contracted general activity (UDA)	5,000
Carry forward general activity (UDA)	11
18/19 Contracted orthodontic activity (UOA)	0
Carry forward orthodontic activity (UOA)	0
Baseline contract value	£138,048.15

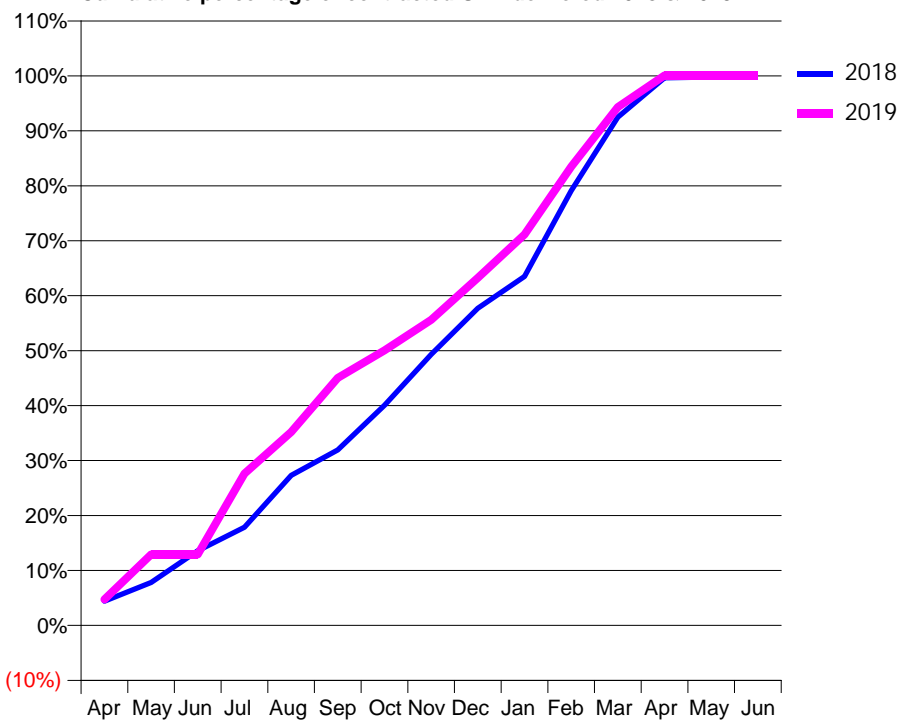
ACCESS*

Patients seen in 24 months	Total	Change since previous quarter
Quarter ending March 2018	2,169	
Quarter ending June 2018	2,183	→
Quarter ending September 2018	2,101	↓
Quarter ending December 2018	1,994	↓
Quarter ending March 2019	2,001	→
Variance since March 2018	(7.7%)	↓



ACTIVITY

Cumulative percentage of contracted UDA delivered 2018 & 2019



Month	Adjusted Scheduled Activity (UDA)	
	2018	2019
April	221	237
May	392	647
June	679	647
July	894	1,382
August	1,365	1,760
September	1,597	2,253
October	2,003	2,503
November	2,466	2,780
December	2,884	3,162
January	3,174	3,557
February	3,957	4,173
March	4,623	4,716
April	4,983	5,005
May	4,989	5,005
June	4,989	5,005

QUALITY

	Quantity	Base Number	Contract	AT	Region	England
% of FP17s for the same patient ID Re-attending within 3 months - Children	30	623	4.8%	9.6%	11.3%	11.8%
% of FP17s for the same patient ID Re-attending within 3 months - Adults	166	1,426	11.6%	15.2%	15.4%	15.7%
% of FP17s for the same patient ID Re-attending between 3 & 9 months - Children	334	623	53.6%	60.2%	61.3%	58.9%
% of FP17s for the same patient ID Re-attending between 3 & 9 months - Adults	516	1,426	36.2%	51.3%	52.1%	50.8%
% of FP17s for Band 1 Urgent Courses	203	2,071	9.8%	9.5%	9.5%	9.1%
% of FP17s Relating to Free Repair or Replacements	5	2,071	0.2%	0.5%	0.6%	0.8%
% of FP17s Relating to Continuations	1	2,071	0.0%	0.8%	0.8%	0.9%
% of Patients satisfied with the dentistry they have received	1	1	N/A	92.4%	92.4%	92.5%
% of Patients satisfied with the time they had to wait for an appointment	1	1	N/A	88.4%	86.3%	87.0%

* This is based on patients treated on this contract for their most recent course of treatment. Figures in italics indicate the base number of FP17s or Patient Questionnaire responses are less than 100. N/A is shown where the base number of responses is less than 10 during the period. % is calculated as Quantity/Base number*100

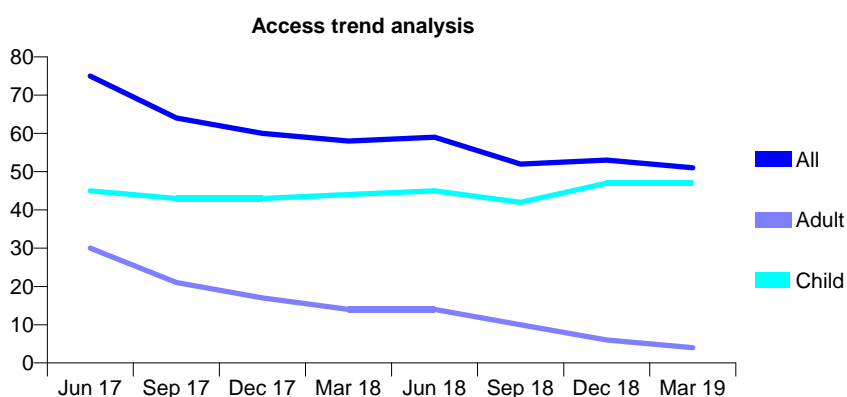
Q68 - Vital Signs At a Glance Contract Report for 921653/0001 - Year end March 2019

Name or company name	MS RN CHADHA
Contract type name	GDS Contract
Purpose of contract	General
Contract start date	01/04/2006
Contract end date	

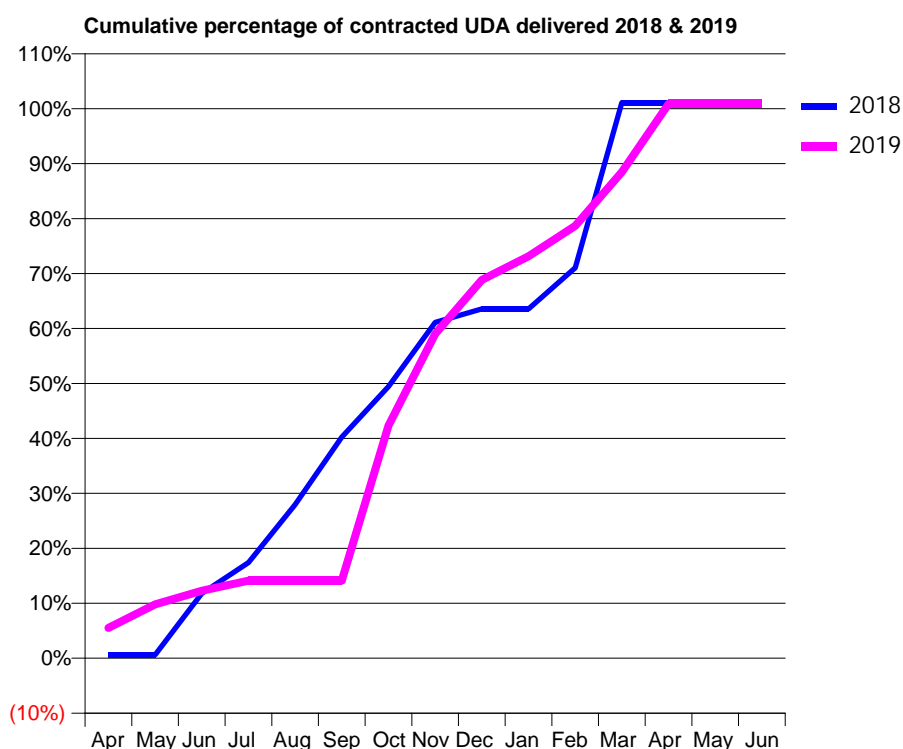
18/19 Contracted general activity (UDA)	163
Carry forward general activity (UDA)	0
18/19 Contracted orthodontic activity (UOA)	0
Carry forward orthodontic activity (UOA)	0
Baseline contract value	£4,208.51

ACCESS*

Patients seen in 24 months	Total	Change since previous quarter
Quarter ending March 2018	58	
Quarter ending June 2018	59	→
Quarter ending September 2018	52	↓
Quarter ending December 2018	53	→
Quarter ending March 2019	51	↓
Variance since March 2018	(12.1%)	↓



ACTIVITY



Month	Adjusted Scheduled Activity (UDA)	
	2018	2019
April	1	9
May	1	16
June	19	20
July	28	23
August	46	23
September	66	23
October	81	69
November	100	96
December	104	112
January	104	119
February	116	128
March	165	144
April	165	164
May	165	164
June	165	164

QUALITY

	Quantity	Base Number	Contract	AT	Region	England
% of FP17s for the same patient ID Re-attending within 3 months - Children	3	63	4.8%	9.6%	11.3%	11.8%
% of FP17s for the same patient ID Re-attending within 3 months - Adults	0	4	0.0%	15.2%	15.4%	15.7%
% of FP17s for the same patient ID Re-attending between 3 & 9 months - Children	40	63	63.5%	60.2%	61.3%	58.9%
% of FP17s for the same patient ID Re-attending between 3 & 9 months - Adults	2	4	50.0%	51.3%	52.1%	50.8%
% of FP17s for Band 1 Urgent Courses	2	75	2.7%	9.5%	9.5%	9.1%
% of FP17s Relating to Free Repair or Replacements	0	75	0.0%	0.5%	0.6%	0.8%
% of FP17s Relating to Continuations	0	75	0.0%	0.8%	0.8%	0.9%
% of Patients satisfied with the dentistry they have received	0	0	N/A	92.4%	92.4%	92.5%
% of Patients satisfied with the time they had to wait for an appointment	0	0	N/A	88.4%	86.3%	87.0%

* This is based on patients treated on this contract for their most recent course of treatment.

Figures in italics indicate the base number of FP17s or Patient Questionnaire responses are less than 100. N/A is shown where the base number of responses is less than 10 during the period. % is calculated as Quantity/Base number*100

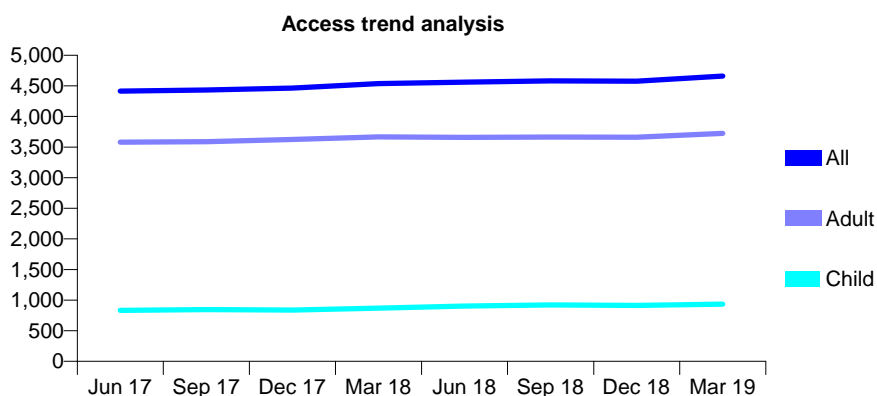
Q68 - Vital Signs At a Glance Contract Report for 921807/0001 - Year end March 2019

Name or company name	MR RJ CURTIS
Contract type name	GDS Contract
Purpose of contract	General
Contract start date	01/04/2006
Contract end date	

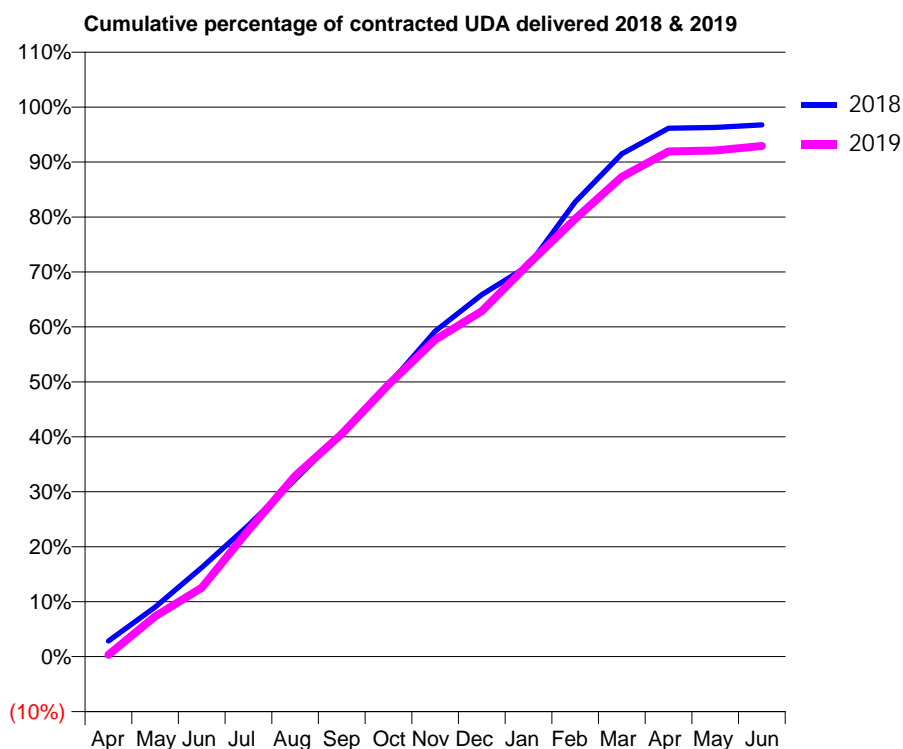
18/19 Contracted general activity (UDA)	13,645
Carry forward general activity (UDA)	440
18/19 Contracted orthodontic activity (UOA)	0
Carry forward orthodontic activity (UOA)	0
Baseline contract value	£316,668.05

ACCESS*

Patients seen in 24 months	Total	Change since previous quarter
Quarter ending March 2018	4,538	
Quarter ending June 2018	4,562	→
Quarter ending September 2018	4,583	→
Quarter ending December 2018	4,576	→
Quarter ending March 2019	4,660	→
Variance since March 2018	2.7%	↑



ACTIVITY



Month	Adjusted Scheduled Activity (UDA)	
	2018	2019
April	389	48
May	1,231	998
June	2,213	1,711
July	3,260	3,136
August	4,401	4,489
September	5,554	5,532
October	6,749	6,753
November	8,080	7,869
December	8,988	8,577
January	9,706	9,747
February	11,294	10,868
March	12,482	11,913
April	13,120	12,544
May	13,141	12,566
June	13,205	12,678

QUALITY

	Quantity	Base Number	Contract	AT	Region	England
% of FP17s for the same patient ID Re-attending within 3 months - Children	46	1,423	3.2%	9.6%	11.3%	11.8%
% of FP17s for the same patient ID Re-attending within 3 months - Adults	720	5,651	12.7%	15.2%	15.4%	15.7%
% of FP17s for the same patient ID Re-attending between 3 & 9 months - Children	971	1,423	68.2%	60.2%	61.3%	58.9%
% of FP17s for the same patient ID Re-attending between 3 & 9 months - Adults	3,574	5,651	63.2%	51.3%	52.1%	50.8%
% of FP17s for Band 1 Urgent Courses	268	7,135	3.8%	9.5%	9.5%	9.1%
% of FP17s Relating to Free Repair or Replacements	20	7,135	0.3%	0.5%	0.6%	0.8%
% of FP17s Relating to Continuations	167	7,135	2.3%	0.8%	0.8%	0.9%
% of Patients satisfied with the dentistry they have received	5	5	N/A	92.4%	92.4%	92.5%
% of Patients satisfied with the time they had to wait for an appointment	5	5	N/A	88.4%	86.3%	87.0%

* This is based on patients treated on this contract for their most recent course of treatment. Figures in italics indicate the base number of FP17s or Patient Questionnaire responses are less than 100. N/A is shown where the base number of responses is less than 10 during the period. % is calculated as Quantity/Base number*100

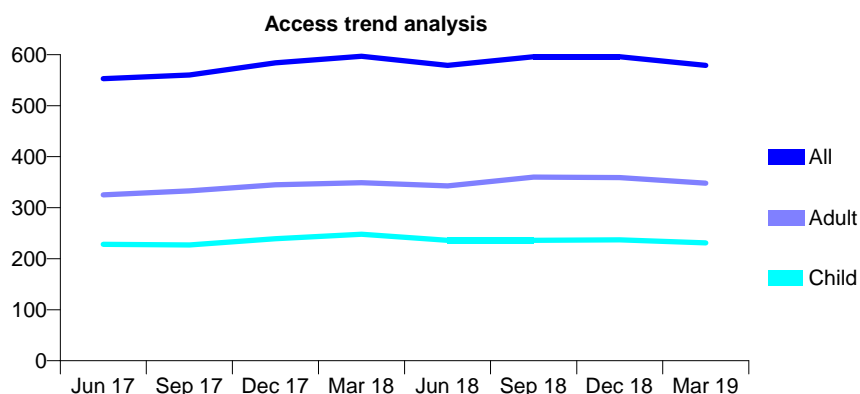
Q68 - Vital Signs At a Glance Contract Report for 929255/0001 - Year end March 2019

Name or company name	MISS SR YOUSEF
Contract type name	GDS Contract
Purpose of contract	General
Contract start date	01/04/2006
Contract end date	

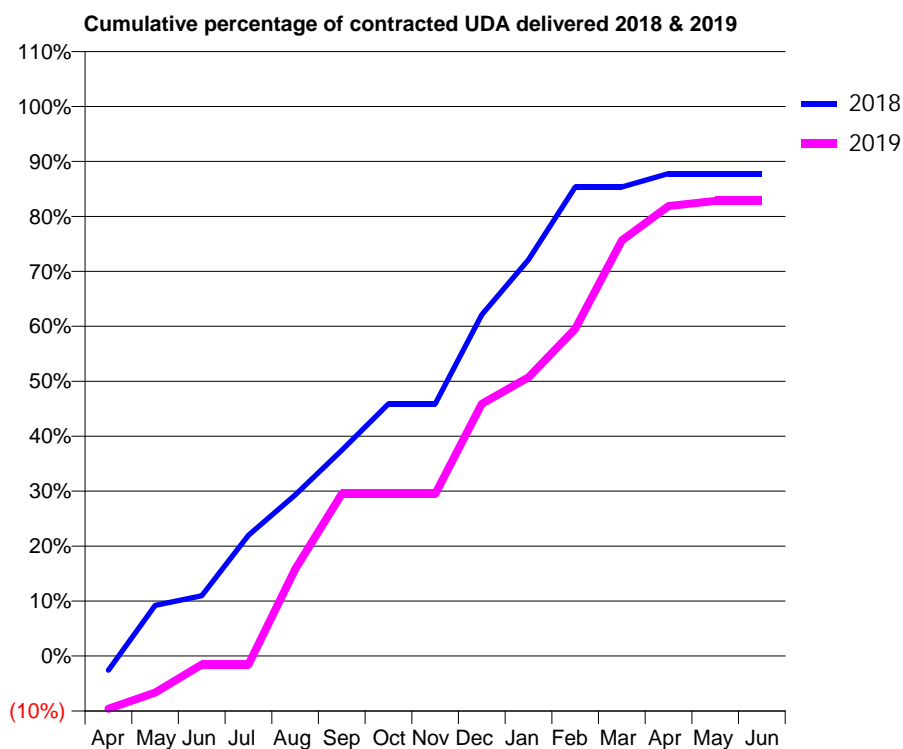
18/19 Contracted general activity (UDA)	1,311
Carry forward general activity (UDA)	160
18/19 Contracted orthodontic activity (UOA)	0
Carry forward orthodontic activity (UOA)	0
Baseline contract value	£30,216.17

ACCESS*

Patients seen in 24 months	Total	Change since previous quarter
Quarter ending March 2018	597	
Quarter ending June 2018	579	↓
Quarter ending September 2018	596	↑
Quarter ending December 2018	596	→
Quarter ending March 2019	579	↓
Variance since March 2018	(3.0%)	↓



ACTIVITY



Month	Adjusted Scheduled Activity (UDA)	
	2018	2019
April	-34	-126
May	121	-88
June	144	-21
July	288	-21
August	384	207
September	491	387
October	601	387
November	601	387
December	814	602
January	946	665
February	1,119	780
March	1,119	991
April	1,151	1,074
May	1,151	1,086
June	1,151	1,086

QUALITY

	Quantity	Base Number	Contract	AT	Region	England
% of FP17s for the same patient ID Re-attending within 3 months - Children	13	295	4.4%	9.6%	11.3%	11.8%
% of FP17s for the same patient ID Re-attending within 3 months - Adults	46	503	9.1%	15.2%	15.4%	15.7%
% of FP17s for the same patient ID Re-attending between 3 & 9 months - Children	115	295	39.0%	60.2%	61.3%	58.9%
% of FP17s for the same patient ID Re-attending between 3 & 9 months - Adults	198	503	39.4%	51.3%	52.1%	50.8%
% of FP17s for Band 1 Urgent Courses	39	810	4.8%	9.5%	9.5%	9.1%
% of FP17s Relating to Free Repair or Replacements	0	810	0.0%	0.5%	0.6%	0.8%
% of FP17s Relating to Continuations	10	810	1.2%	0.8%	0.8%	0.9%
% of Patients satisfied with the dentistry they have received	0	0	N/A	92.4%	92.4%	92.5%
% of Patients satisfied with the time they had to wait for an appointment	0	0	N/A	88.4%	86.3%	87.0%

* This is based on patients treated on this contract for their most recent course of treatment. Figures in italics indicate the base number of FP17s or Patient Questionnaire responses are less than 100. N/A is shown where the base number of responses is less than 10 during the period. % is calculated as Quantity/Base number*100

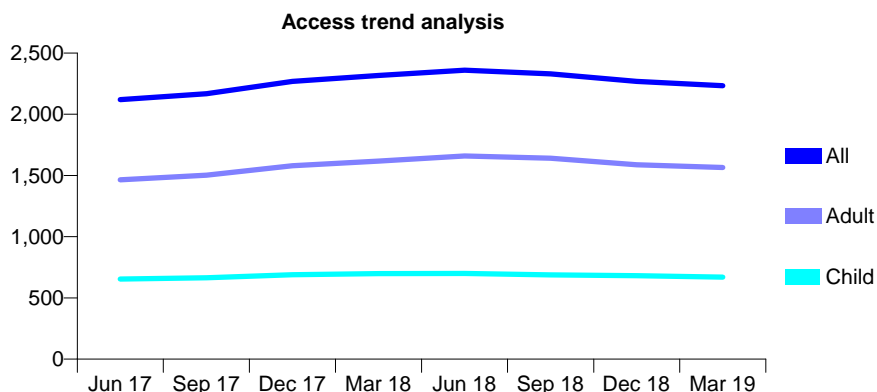
Q68 - Vital Signs At a Glance Contract Report for 931888/0001 - Year end March 2019

Name or company name	MRS JN MASON
Contract type name	GDS Contract
Purpose of contract	General
Contract start date	01/04/2006
Contract end date	

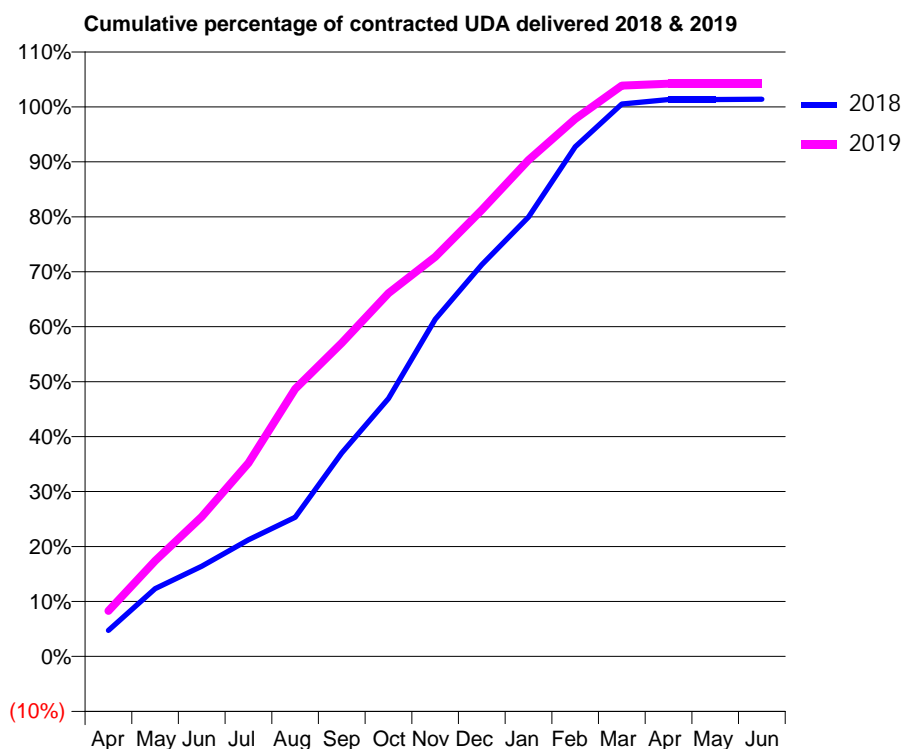
18/19 Contracted general activity (UDA)	4,652
Carry forward general activity (UDA)	0
18/19 Contracted orthodontic activity (UOA)	0
Carry forward orthodontic activity (UOA)	0
Baseline contract value	£110,548.10

ACCESS*

Patients seen in 24 months	Total	Change since previous quarter
Quarter ending March 2018	2,316	
Quarter ending June 2018	2,360	→
Quarter ending September 2018	2,329	↓
Quarter ending December 2018	2,269	↓
Quarter ending March 2019	2,234	↓
Variance since March 2018	(3.5%)	↓



ACTIVITY



Month	2018	2019
April	220	386
May	574	810
June	763	1,182
July	987	1,638
August	1,178	2,264
September	1,722	2,654
October	2,183	3,075
November	2,855	3,383
December	3,317	3,779
January	3,719	4,203
February	4,314	4,550
March	4,675	4,833
April	4,714	4,848
May	4,714	4,848
June	4,717	4,848

QUALITY

	Quantity	Base Number	Contract	AT	Region	England
% of FP17s for the same patient ID Re-attending within 3 months - Children	82	1,040	7.9%	9.6%	11.3%	11.8%
% of FP17s for the same patient ID Re-attending within 3 months - Adults	328	2,306	14.2%	15.2%	15.4%	15.7%
% of FP17s for the same patient ID Re-attending between 3 & 9 months - Children	729	1,040	70.1%	60.2%	61.3%	58.9%
% of FP17s for the same patient ID Re-attending between 3 & 9 months - Adults	1,464	2,306	63.5%	51.3%	52.1%	50.8%
% of FP17s for Band 1 Urgent Courses	104	2,463	4.2%	9.5%	9.5%	9.1%
% of FP17s Relating to Free Repair or Replacements	17	2,463	0.7%	0.5%	0.6%	0.8%
% of FP17s Relating to Continuations	70	2,463	2.8%	0.8%	0.8%	0.9%
% of Patients satisfied with the dentistry they have received	0	0	N/A	92.4%	92.4%	92.5%
% of Patients satisfied with the time they had to wait for an appointment	0	0	N/A	88.4%	86.3%	87.0%

* This is based on patients treated on this contract for their most recent course of treatment. Figures in italics indicate the base number of FP17s or Patient Questionnaire responses are less than 100. N/A is shown where the base number of responses is less than 10 during the period. % is calculated as Quantity/Base number*100

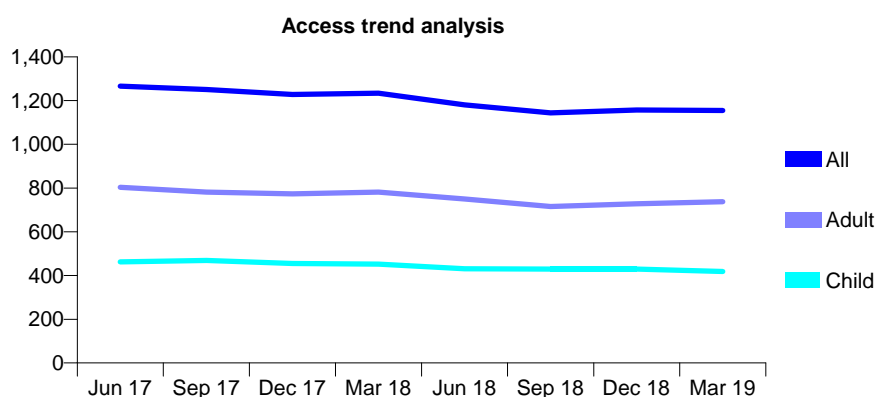
Q68 - Vital Signs At a Glance Contract Report for 932515/0003 - Year end March 2019

Name or company name	Church Road Dental Practice
Contract type name	GDS Contract
Purpose of contract	General
Contract start date	01/04/2006
Contract end date	

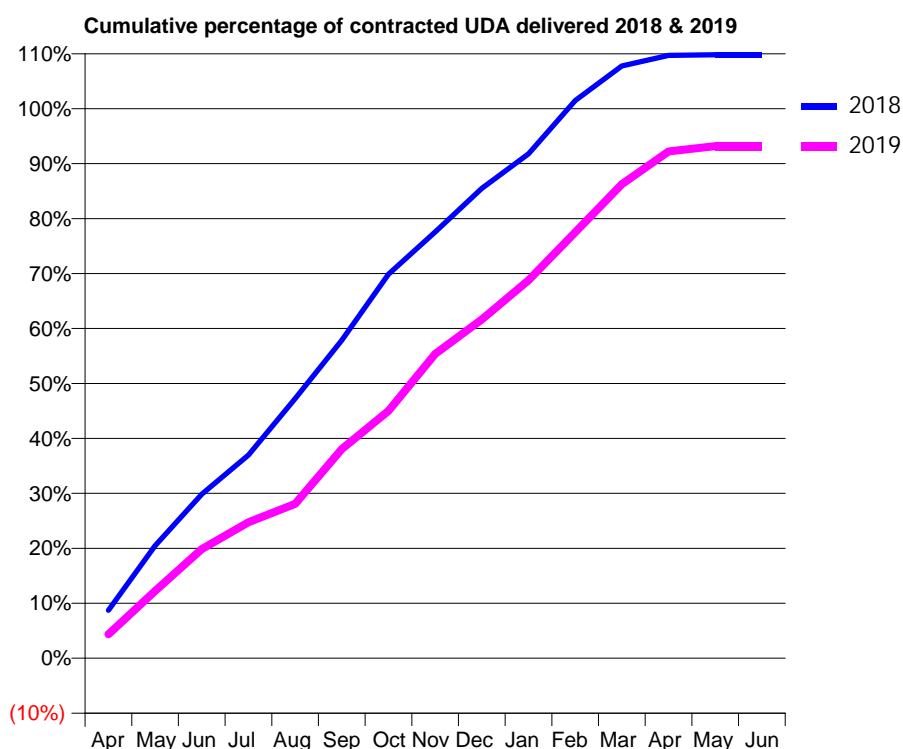
18/19 Contracted general activity (UDA)	3,568
Carry forward general activity (UDA)	0
18/19 Contracted orthodontic activity (UOA)	0
Carry forward orthodontic activity (UOA)	0
Baseline contract value	£109,851.23

ACCESS*

Patients seen in 24 months	Total	Change since previous quarter
Quarter ending March 2018	1,234	
Quarter ending June 2018	1,181	↓
Quarter ending September 2018	1,144	↓
Quarter ending December 2018	1,157	→
Quarter ending March 2019	1,155	→
Variance since March 2018	(6.4%)	↓



ACTIVITY



Month	Adjusted Scheduled Activity (UDA)	
	2018	2019
April	311	155
May	731	437
June	1,065	707
July	1,319	882
August	1,687	1,003
September	2,065	1,358
October	2,493	1,605
November	2,768	1,976
December	3,050	2,199
January	3,275	2,454
February	3,620	2,766
March	3,845	3,076
April	3,913	3,290
May	3,917	3,324
June	3,917	3,324

QUALITY

	Quantity	Base Number	Contract	AT	Region	England
% of FP17s for the same patient ID Re-attending within 3 months - Children	27	407	6.6%	9.6%	11.3%	11.8%
% of FP17s for the same patient ID Re-attending within 3 months - Adults	146	802	18.2%	15.2%	15.4%	15.7%
% of FP17s for the same patient ID Re-attending between 3 & 9 months - Children	171	407	42.0%	60.2%	61.3%	58.9%
% of FP17s for the same patient ID Re-attending between 3 & 9 months - Adults	299	802	37.3%	51.3%	52.1%	50.8%
% of FP17s for Band 1 Urgent Courses	161	1,264	12.7%	9.5%	9.5%	9.1%
% of FP17s Relating to Free Repair or Replacements	0	1,264	0.0%	0.5%	0.6%	0.8%
% of FP17s Relating to Continuations	20	1,264	1.6%	0.8%	0.8%	0.9%
% of Patients satisfied with the dentistry they have received	1	1	N/A	92.4%	92.4%	92.5%
% of Patients satisfied with the time they had to wait for an appointment	1	1	N/A	88.4%	86.3%	87.0%

* This is based on patients treated on this contract for their most recent course of treatment.

Figures in italics indicate the base number of FP17s or Patient Questionnaire responses are less than 100. N/A is shown where the base number of responses is less than 10 during the period. % is calculated as Quantity/Base number*100

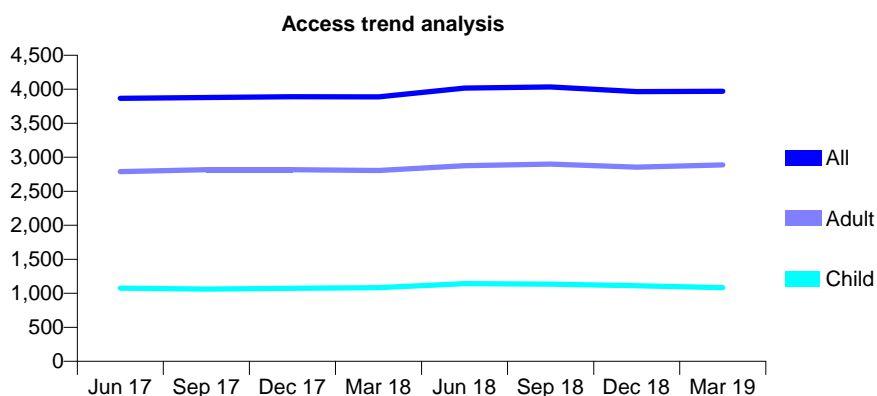
Q68 - Vital Signs At a Glance Contract Report for 932752/0003 - Year end March 2019

Name or company name	MRS A CASTELLHEIM GHAREH
Contract type name	GDS Contract
Purpose of contract	General
Contract start date	01/01/2008
Contract end date	

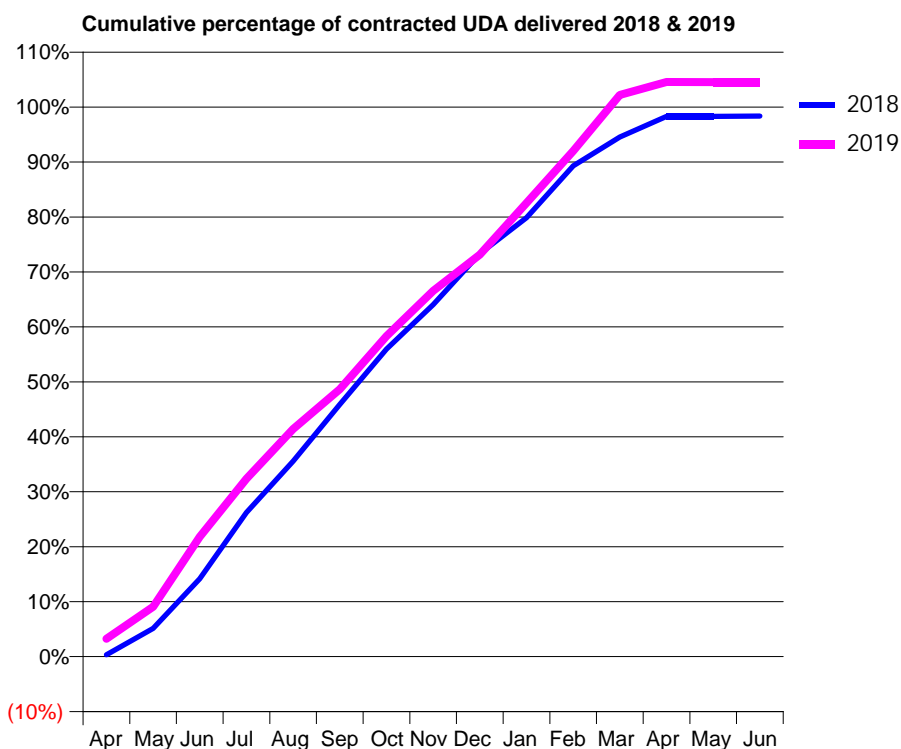
18/19 Contracted general activity (UDA)	10,670
Carry forward general activity (UDA)	207
18/19 Contracted orthodontic activity (UOA)	0
Carry forward orthodontic activity (UOA)	0
Baseline contract value	£309,459.77

ACCESS*

Patients seen in 24 months	Total	Change since previous quarter
Quarter ending March 2018	3,888	
Quarter ending June 2018	4,019	↑
Quarter ending September 2018	4,034	→
Quarter ending December 2018	3,966	↓
Quarter ending March 2019	3,972	→
Variance since March 2018	2.2%	↑



ACTIVITY



Month	Adjusted Scheduled Activity (UDA)	
	2018	2019
April	45	347
May	651	971
June	1,795	2,327
July	3,323	3,456
August	4,509	4,421
September	5,813	5,189
October	7,090	6,224
November	8,116	7,100
December	9,290	7,805
January	10,122	8,809
February	11,315	9,817
March	11,980	10,906
April	12,455	11,155
May	12,455	11,153
June	12,463	11,153

QUALITY

	Quantity	Base Number	Contract	AT	Region	England
% of FP17s for the same patient ID Re-attending within 3 months - Children	75	1,768	4.2%	9.6%	11.3%	11.8%
% of FP17s for the same patient ID Re-attending within 3 months - Adults	256	3,794	6.7%	15.2%	15.4%	15.7%
% of FP17s for the same patient ID Re-attending between 3 & 9 months - Children	1,159	1,768	65.6%	60.2%	61.3%	58.9%
% of FP17s for the same patient ID Re-attending between 3 & 9 months - Adults	2,152	3,794	56.7%	51.3%	52.1%	50.8%
% of FP17s for Band 1 Urgent Courses	232	5,433	4.3%	9.5%	9.5%	9.1%
% of FP17s Relating to Free Repair or Replacements	0	5,433	0.0%	0.5%	0.6%	0.8%
% of FP17s Relating to Continuations	0	5,433	0.0%	0.8%	0.8%	0.9%
% of Patients satisfied with the dentistry they have received	0	0	N/A	92.4%	92.4%	92.5%
% of Patients satisfied with the time they had to wait for an appointment	0	0	N/A	88.4%	86.3%	87.0%

* This is based on patients treated on this contract for their most recent course of treatment. Figures in italics indicate the base number of FP17s or Patient Questionnaire responses are less than 100. N/A is shown where the base number of responses is less than 10 during the period. % is calculated as Quantity/Base number*100

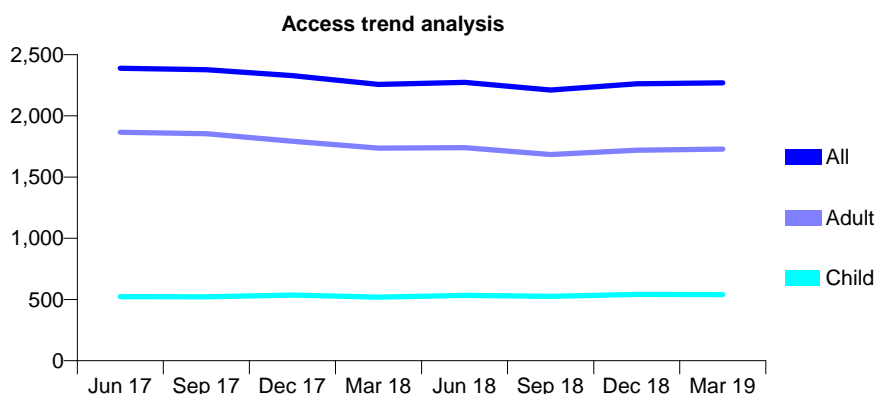
Q68 - Vital Signs At a Glance Contract Report for 934941/0002 - Year end March 2019

Name or company name	MISS M JADIDI
Contract type name	GDS Contract
Purpose of contract	General
Contract start date	01/04/2006
Contract end date	

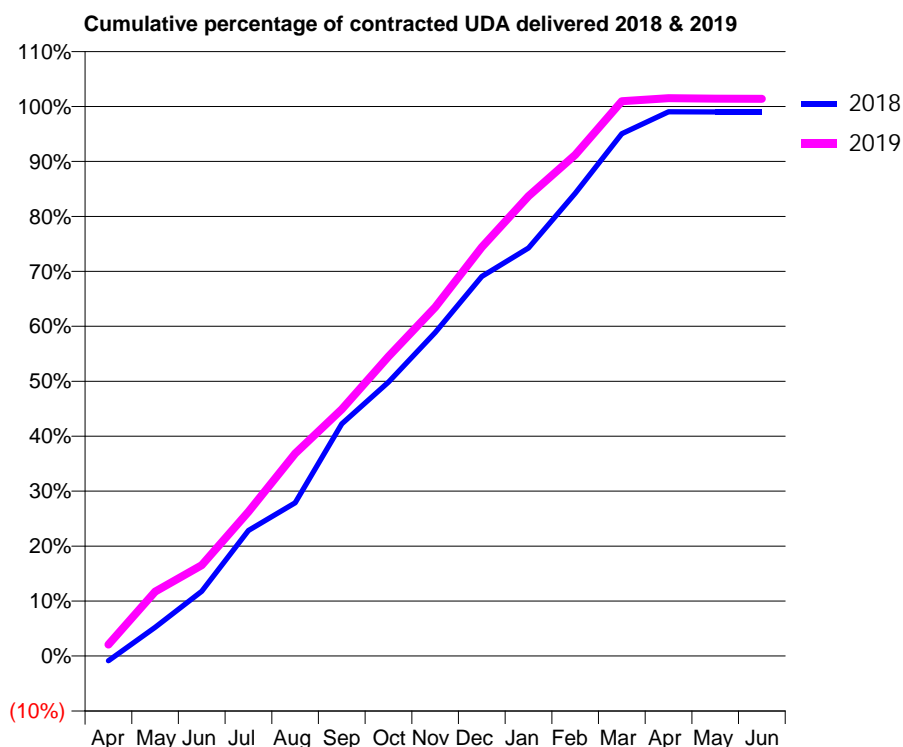
18/19 Contracted general activity (UDA)	5,290
Carry forward general activity (UDA)	53
18/19 Contracted orthodontic activity (UOA)	0
Carry forward orthodontic activity (UOA)	0
Baseline contract value	£131,424.59

ACCESS*

Patients seen in 24 months	Total	Change since previous quarter
Quarter ending March 2018	2,257	
Quarter ending June 2018	2,274	→
Quarter ending September 2018	2,211	↓
Quarter ending December 2018	2,262	↑
Quarter ending March 2019	2,270	→
Variance since March 2018	0.6%	→



ACTIVITY



Month	Adjusted Scheduled Activity (UDA)	
	2018	2019
April	-47	111
May	277	621
June	624	875
July	1,208	1,389
August	1,475	1,949
September	2,235	2,375
October	2,637	2,883
November	3,115	3,357
December	3,652	3,935
January	3,928	4,427
February	4,455	4,824
March	5,028	5,341
April	5,238	5,370
May	5,237	5,365
June	5,237	5,364

QUALITY

	Quantity	Base Number	Contract	AT	Region	England
% of FP17s for the same patient ID Re-attending within 3 months - Children	15	892	1.7%	9.6%	11.3%	11.8%
% of FP17s for the same patient ID Re-attending within 3 months - Adults	191	2,518	7.6%	15.2%	15.4%	15.7%
% of FP17s for the same patient ID Re-attending between 3 & 9 months - Children	615	892	68.9%	60.2%	61.3%	58.9%
% of FP17s for the same patient ID Re-attending between 3 & 9 months - Adults	1,591	2,518	63.2%	51.3%	52.1%	50.8%
% of FP17s for Band 1 Urgent Courses	210	3,313	6.3%	9.5%	9.5%	9.1%
% of FP17s Relating to Free Repair or Replacements	16	3,313	0.5%	0.5%	0.6%	0.8%
% of FP17s Relating to Continuations	1	3,313	0.0%	0.8%	0.8%	0.9%
% of Patients satisfied with the dentistry they have received	0	0	N/A	92.4%	92.4%	92.5%
% of Patients satisfied with the time they had to wait for an appointment	0	0	N/A	88.4%	86.3%	87.0%

* This is based on patients treated on this contract for their most recent course of treatment. Figures in italics indicate the base number of FP17s or Patient Questionnaire responses are less than 100. N/A is shown where the base number of responses is less than 10 during the period. % is calculated as Quantity/Base number*100

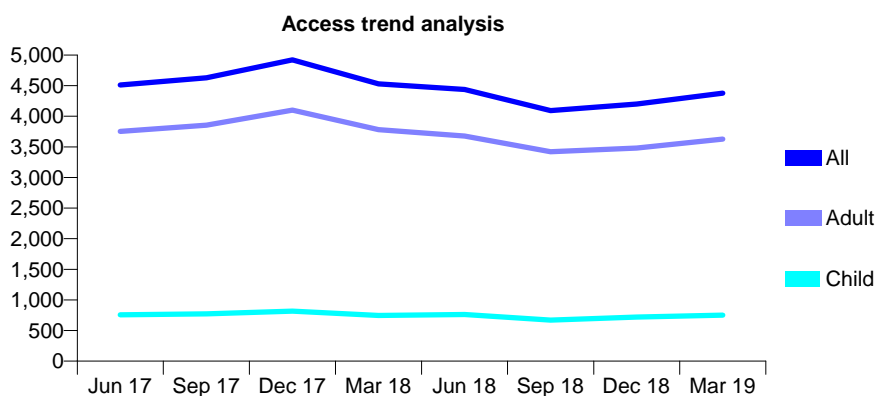
Q68 - Vital Signs At a Glance Contract Report for 937479/0001 - Year end March 2019

Name or company name	Mr A Pitchforth and Miss M Elalami
Contract type name	GDS Contract
Purpose of contract	General
Contract start date	01/04/2006
Contract end date	

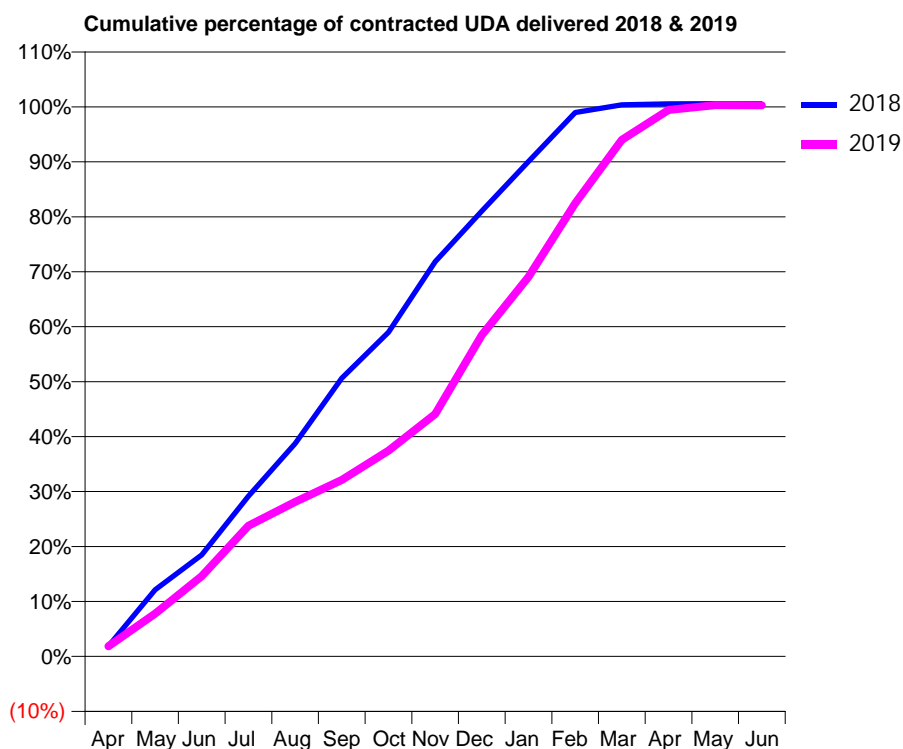
18/19 Contracted general activity (UDA)	10,452
Carry forward general activity (UDA)	0
18/19 Contracted orthodontic activity (UOA)	0
Carry forward orthodontic activity (UOA)	0
Baseline contract value	£250,929.30

ACCESS*

Patients seen in 24 months	Total	Change since previous quarter
Quarter ending March 2018	4,528	
Quarter ending June 2018	4,437	↓
Quarter ending September 2018	4,092	↓
Quarter ending December 2018	4,200	↑
Quarter ending March 2019	4,378	↑
Variance since March 2018	(3.3%)	↓



ACTIVITY



Month	Adjusted Scheduled Activity (UDA)	
	2018	2019
April	243	194
May	1,569	815
June	2,392	1,525
July	3,776	2,487
August	5,019	2,938
September	6,557	3,357
October	7,638	3,913
November	9,305	4,610
December	10,496	6,113
January	11,666	7,219
February	12,817	8,617
March	13,001	9,825
April	13,022	10,394
May	13,026	10,484
June	13,025	10,483

QUALITY

	Quantity	Base Number	Contract	AT	Region	England
% of FP17s for the same patient ID Re-attending within 3 months - Children	37	967	3.8%	9.6%	11.3%	11.8%
% of FP17s for the same patient ID Re-attending within 3 months - Adults	329	3,370	9.8%	15.2%	15.4%	15.7%
% of FP17s for the same patient ID Re-attending between 3 & 9 months - Children	429	967	44.4%	60.2%	61.3%	58.9%
% of FP17s for the same patient ID Re-attending between 3 & 9 months - Adults	1,153	3,370	34.2%	51.3%	52.1%	50.8%
% of FP17s for Band 1 Urgent Courses	416	4,642	9.0%	9.5%	9.5%	9.1%
% of FP17s Relating to Free Repair or Replacements	0	4,642	0.0%	0.5%	0.6%	0.8%
% of FP17s Relating to Continuations	16	4,642	0.3%	0.8%	0.8%	0.9%
% of Patients satisfied with the dentistry they have received	8	9	N/A	92.4%	92.4%	92.5%
% of Patients satisfied with the time they had to wait for an appointment	9	9	N/A	88.4%	86.3%	87.0%

* This is based on patients treated on this contract for their most recent course of treatment. Figures in italics indicate the base number of FP17s or Patient Questionnaire responses are less than 100. N/A is shown where the base number of responses is less than 10 during the period. % is calculated as Quantity/Base number*100

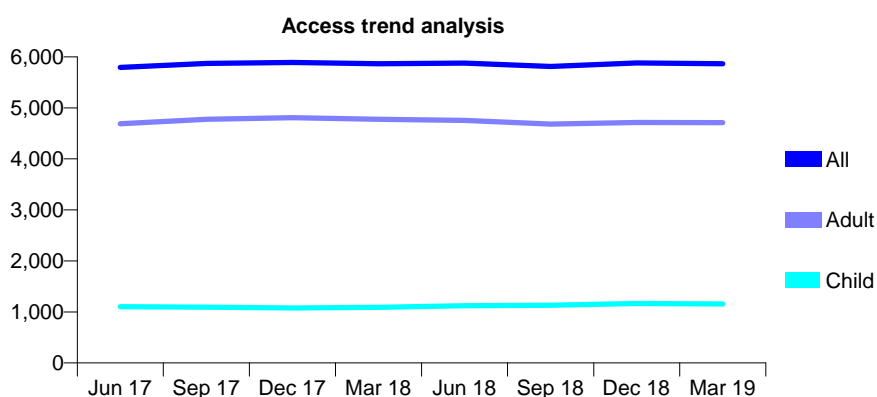
Q68 - Vital Signs At a Glance Contract Report for 937479/0003 - Year end March 2019

Name or company name	Springfield Road Dental Surgery
Contract type name	GDS Contract
Purpose of contract	General
Contract start date	01/04/2006
Contract end date	

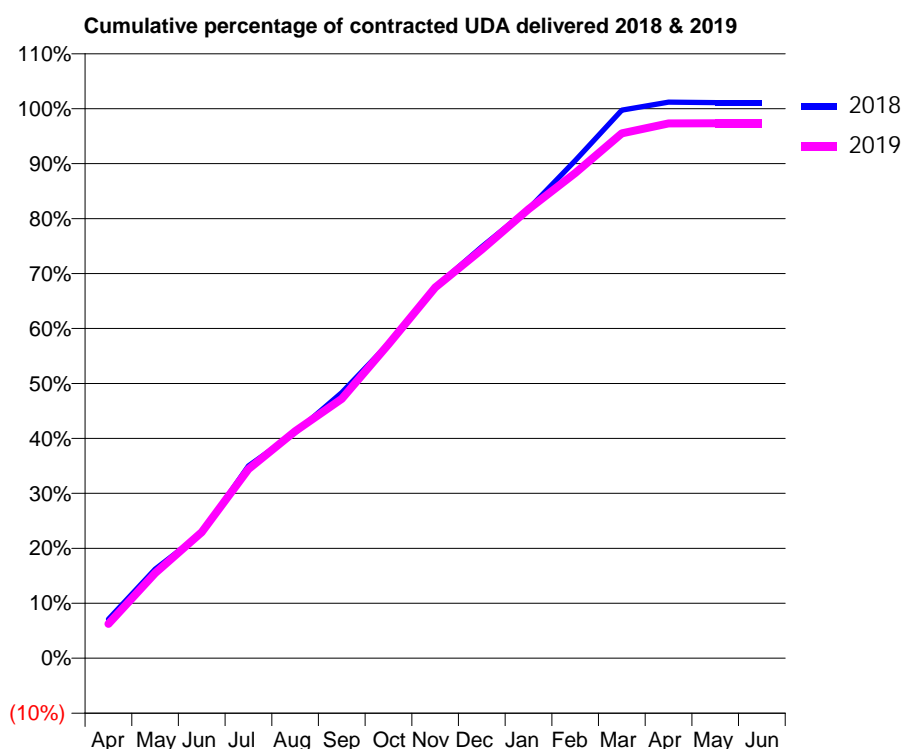
18/19 Contracted general activity (UDA)	19,978
Carry forward general activity (UDA)	0
18/19 Contracted orthodontic activity (UOA)	0
Carry forward orthodontic activity (UOA)	0
Baseline contract value	£484,624.59

ACCESS*

Patients seen in 24 months	Total	Change since previous quarter
Quarter ending March 2018	5,866	
Quarter ending June 2018	5,878	→
Quarter ending September 2018	5,814	↓
Quarter ending December 2018	5,882	→
Quarter ending March 2019	5,866	→
Variance since March 2018	0.0%	→



ACTIVITY



Month	Adjusted Scheduled Activity (UDA)	
	2018	2019
April	1,418	1,248
May	3,240	3,094
June	4,547	4,583
July	6,994	6,876
August	8,200	8,252
September	9,655	9,425
October	11,429	11,408
November	13,488	13,475
December	14,956	14,858
January	16,333	16,320
February	18,093	17,635
March	19,923	19,078
April	20,213	19,443
May	20,200	19,446
June	20,200	19,446

QUALITY

	Quantity	Base Number	Contract	AT	Region	England
% of FP17s for the same patient ID Re-attending within 3 months - Children	101	1,652	6.1%	9.6%	11.3%	11.8%
% of FP17s for the same patient ID Re-attending within 3 months - Adults	997	6,229	16.0%	15.2%	15.4%	15.7%
% of FP17s for the same patient ID Re-attending between 3 & 9 months - Children	910	1,652	55.1%	60.2%	61.3%	58.9%
% of FP17s for the same patient ID Re-attending between 3 & 9 months - Adults	3,059	6,229	49.1%	51.3%	52.1%	50.8%
% of FP17s for Band 1 Urgent Courses	902	7,920	11.4%	9.5%	9.5%	9.1%
% of FP17s Relating to Free Repair or Replacements	102	7,920	1.3%	0.5%	0.6%	0.8%
% of FP17s Relating to Continuations	90	7,920	1.1%	0.8%	0.8%	0.9%
% of Patients satisfied with the dentistry they have received	0	0	N/A	92.4%	92.4%	92.5%
% of Patients satisfied with the time they had to wait for an appointment	0	0	N/A	88.4%	86.3%	87.0%

* This is based on patients treated on this contract for their most recent course of treatment.

Figures in italics indicate the base number of FP17s or Patient Questionnaire responses are less than 100. N/A is shown where the base number of responses is less than 10 during the period. % is calculated as Quantity/Base number*100

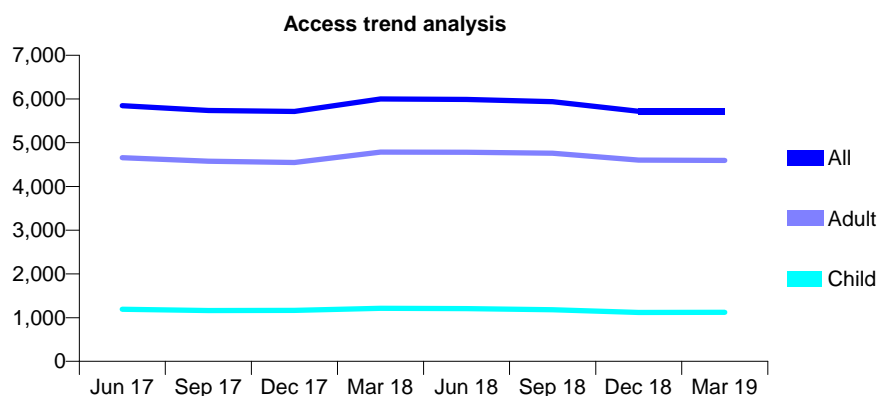
Q68 - Vital Signs At a Glance Contract Report for 939730/0001 - Year end March 2019

Name or company name	Montpelier Dental Care
Contract type name	GDS Contract
Purpose of contract	General
Contract start date	01/04/2006
Contract end date	

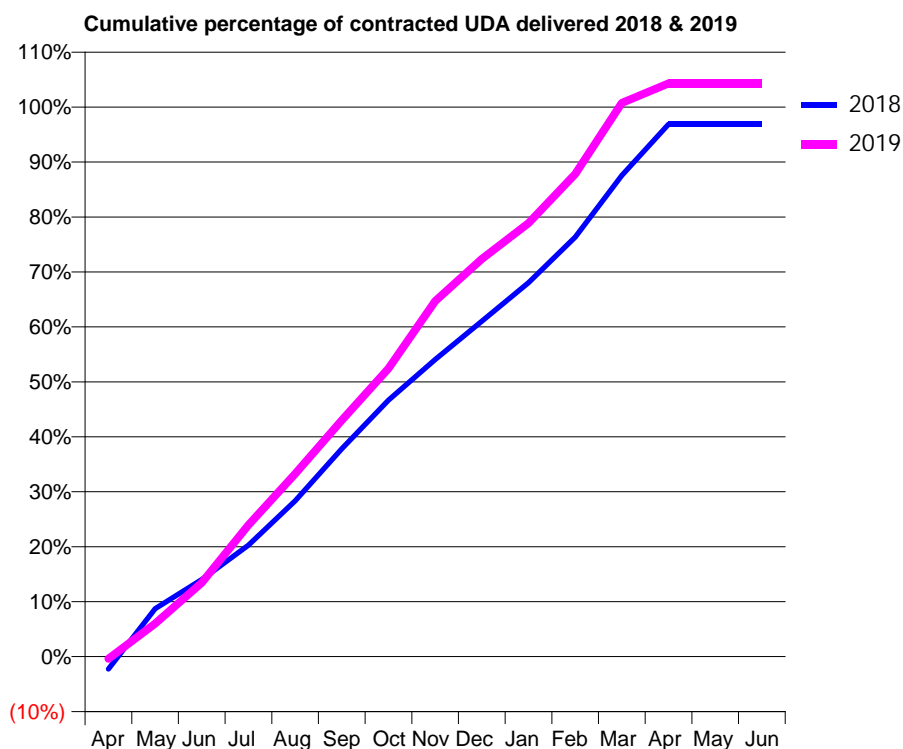
18/19 Contracted general activity (UDA)	16,305
Carry forward general activity (UDA)	507
18/19 Contracted orthodontic activity (UOA)	0
Carry forward orthodontic activity (UOA)	0
Baseline contract value	£446,112.26

ACCESS*

Patients seen in 24 months	Total	Change since previous quarter
Quarter ending March 2018	6,001	
Quarter ending June 2018	5,988	→
Quarter ending September 2018	5,940	→
Quarter ending December 2018	5,720	↓
Quarter ending March 2019	5,718	→
Variance since March 2018	(4.7%)	↓



ACTIVITY



Month	Adjusted Scheduled Activity (UDA)	
	2018	2019
April	-368	-71
May	1,423	979
June	2,287	2,190
July	3,307	3,908
August	4,623	5,428
September	6,166	7,014
October	7,612	8,550
November	8,815	10,550
December	9,949	11,798
January	11,095	12,860
February	12,446	14,318
March	14,274	16,425
April	15,799	17,004
May	15,798	17,005
June	15,798	17,006

QUALITY

	Quantity	Base Number	Contract	AT	Region	England
% of FP17s for the same patient ID Re-attending within 3 months - Children	101	1,389	7.3%	9.6%	11.3%	11.8%
% of FP17s for the same patient ID Re-attending within 3 months - Adults	1,009	5,590	18.1%	15.2%	15.4%	15.7%
% of FP17s for the same patient ID Re-attending between 3 & 9 months - Children	597	1,389	43.0%	60.2%	61.3%	58.9%
% of FP17s for the same patient ID Re-attending between 3 & 9 months - Adults	1,898	5,590	34.0%	51.3%	52.1%	50.8%
% of FP17s for Band 1 Urgent Courses	966	6,774	14.3%	9.5%	9.5%	9.1%
% of FP17s Relating to Free Repair or Replacements	19	6,774	0.3%	0.5%	0.6%	0.8%
% of FP17s Relating to Continuations	134	6,774	2.0%	0.8%	0.8%	0.9%
% of Patients satisfied with the dentistry they have received	1	2	N/A	92.4%	92.4%	92.5%
% of Patients satisfied with the time they had to wait for an appointment	1	2	N/A	88.4%	86.3%	87.0%

* This is based on patients treated on this contract for their most recent course of treatment. Figures in italics indicate the base number of FP17s or Patient Questionnaire responses are less than 100. N/A is shown where the base number of responses is less than 10 during the period. % is calculated as Quantity/Base number*100

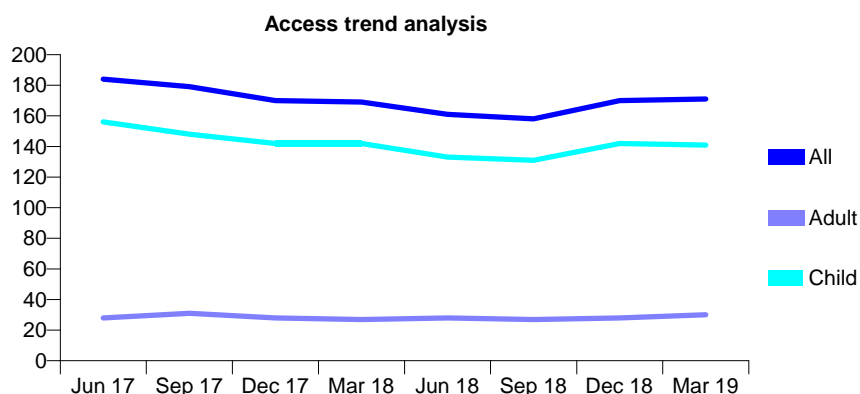
Q68 - Vital Signs At a Glance Contract Report for 940720/0001 - Year end March 2019

Name or company name	MR CR GOVES
Contract type name	GDS Contract
Purpose of contract	General
Contract start date	01/04/2006
Contract end date	

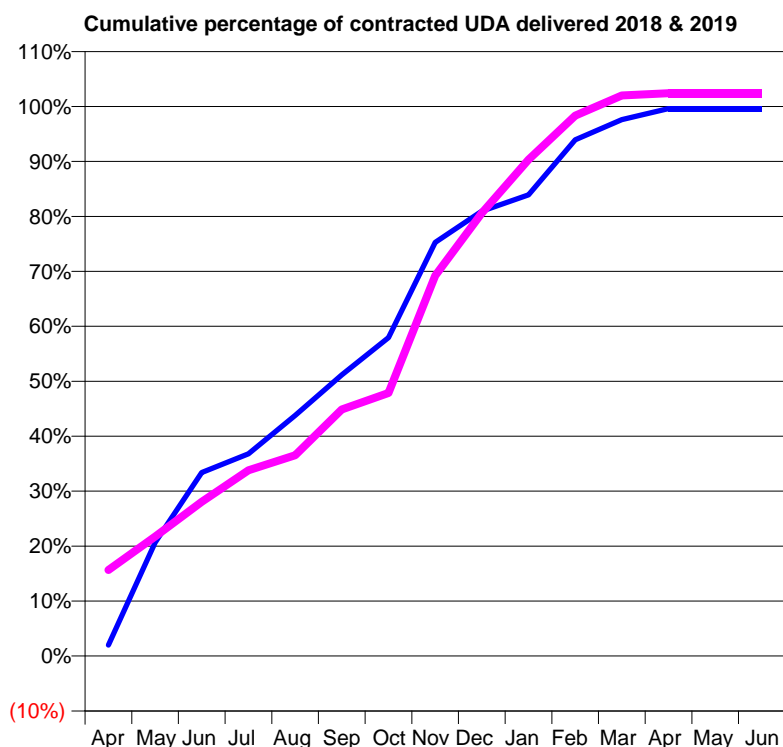
18/19 Contracted general activity (UDA)	300
Carry forward general activity (UDA)	1
18/19 Contracted orthodontic activity (UOA)	0
Carry forward orthodontic activity (UOA)	0
Baseline contract value	£6,873.43

ACCESS*

Patients seen in 24 months	Total	Change since previous quarter
Quarter ending March 2018	169	
Quarter ending June 2018	161	↓
Quarter ending September 2018	158	↓
Quarter ending December 2018	170	↑
Quarter ending March 2019	171	→
Variance since March 2018	1.2%	→



ACTIVITY



Month	Adjusted Scheduled Activity (UDA)	
	2018	2019
April	6	47
May	62	65
June	100	84
July	110	101
August	131	110
September	153	135
October	174	144
November	226	208
December	243	242
January	252	271
February	282	295
March	293	306
April	299	307
May	299	307
June	299	307

QUALITY

	Quantity	Base Number	Contract	AT	Region	England
% of FP17s for the same patient ID Re-attending within 3 months - Children	12	235	5.1%	9.6%	11.3%	11.8%
% of FP17s for the same patient ID Re-attending within 3 months - Adults	0	0	N/A	15.2%	15.4%	15.7%
% of FP17s for the same patient ID Re-attending between 3 & 9 months - Children	147	235	62.6%	60.2%	61.3%	58.9%
% of FP17s for the same patient ID Re-attending between 3 & 9 months - Adults	0	0	N/A	51.3%	52.1%	50.8%
% of FP17s for Band 1 Urgent Courses	6	225	2.7%	9.5%	9.5%	9.1%
% of FP17s Relating to Free Repair or Replacements	0	225	0.0%	0.5%	0.6%	0.8%
% of FP17s Relating to Continuations	0	225	0.0%	0.8%	0.8%	0.9%
% of Patients satisfied with the dentistry they have received	0	0	N/A	92.4%	92.4%	92.5%
% of Patients satisfied with the time they had to wait for an appointment	0	0	N/A	88.4%	86.3%	87.0%

* This is based on patients treated on this contract for their most recent course of treatment. Figures in italics indicate the base number of FP17s or Patient Questionnaire responses are less than 100. N/A is shown where the base number of responses is less than 10 during the period. % is calculated as Quantity/Base number*100

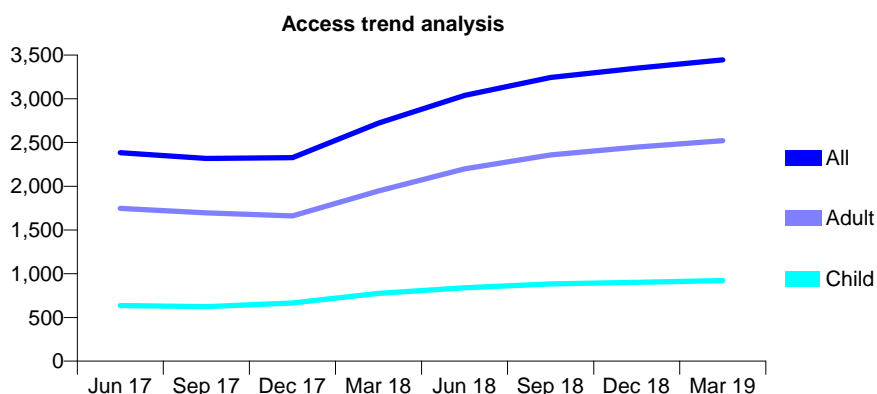
Q68 - Vital Signs At a Glance Contract Report for 941719/0001 - Year end March 2019

Name or company name	MISS F SHAMELI
Contract type name	GDS Contract
Purpose of contract	General
Contract start date	01/04/2006
Contract end date	

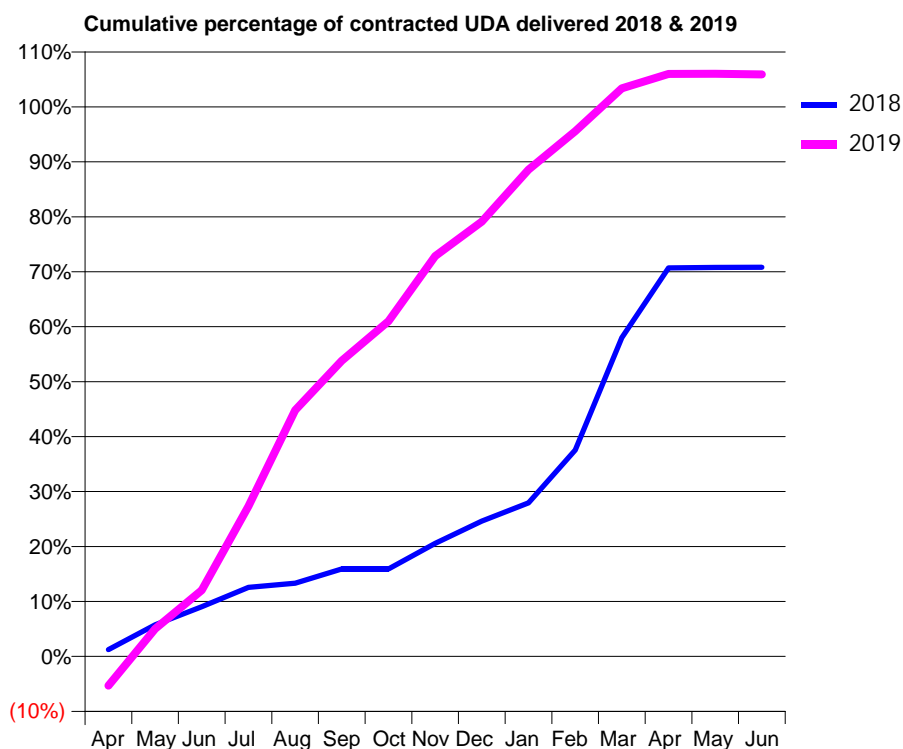
18/19 Contracted general activity (UDA)	7,000
Carry forward general activity (UDA)	665
18/19 Contracted orthodontic activity (UOA)	0
Carry forward orthodontic activity (UOA)	0
Baseline contract value	£169,890.38

ACCESS*

Patients seen in 24 months	Total	Change since previous quarter
Quarter ending March 2018	2,722	
Quarter ending June 2018	3,038	↑
Quarter ending September 2018	3,243	↑
Quarter ending December 2018	3,350	↑
Quarter ending March 2019	3,444	↑
Variance since March 2018	26.5%	↑



ACTIVITY



Month	Adjusted Scheduled Activity (UDA)	
	2018	2019
April	88	-374
May	404	353
June	633	843
July	880	1,914
August	934	3,137
September	1,114	3,767
October	1,114	4,269
November	1,440	5,100
December	1,723	5,538
January	1,955	6,199
February	2,628	6,690
March	4,058	7,236
April	4,950	7,420
May	4,955	7,421
June	4,957	7,413

QUALITY

	Quantity	Base Number	Contract	AT	Region	England
% of FP17s for the same patient ID Re-attending within 3 months - Children	85	1,143	7.4%	9.6%	11.3%	11.8%
% of FP17s for the same patient ID Re-attending within 3 months - Adults	370	2,797	13.2%	15.2%	15.4%	15.7%
% of FP17s for the same patient ID Re-attending between 3 & 9 months - Children	524	1,143	45.8%	60.2%	61.3%	58.9%
% of FP17s for the same patient ID Re-attending between 3 & 9 months - Adults	684	2,797	24.5%	51.3%	52.1%	50.8%
% of FP17s for Band 1 Urgent Courses	445	3,788	11.7%	9.5%	9.5%	9.1%
% of FP17s Relating to Free Repair or Replacements	22	3,788	0.6%	0.5%	0.6%	0.8%
% of FP17s Relating to Continuations	39	3,788	1.0%	0.8%	0.8%	0.9%
% of Patients satisfied with the dentistry they have received	2	2	N/A	92.4%	92.4%	92.5%
% of Patients satisfied with the time they had to wait for an appointment	1	2	N/A	88.4%	86.3%	87.0%

* This is based on patients treated on this contract for their most recent course of treatment. Figures in italics indicate the base number of FP17s or Patient Questionnaire responses are less than 100. N/A is shown where the base number of responses is less than 10 during the period. % is calculated as Quantity/Base number*100

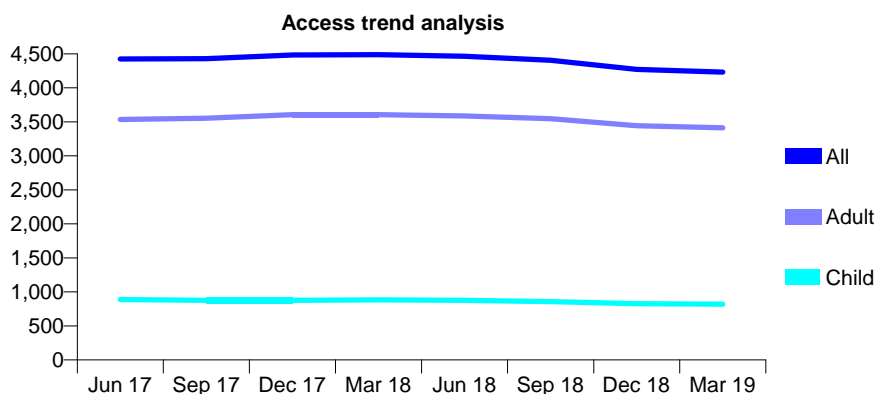
Q68 - Vital Signs At a Glance Contract Report for 941964/0001 - Year end March 2019

Name or company name	MR C OUALI
Contract type name	GDS Contract
Purpose of contract	General
Contract start date	17/06/2011
Contract end date	

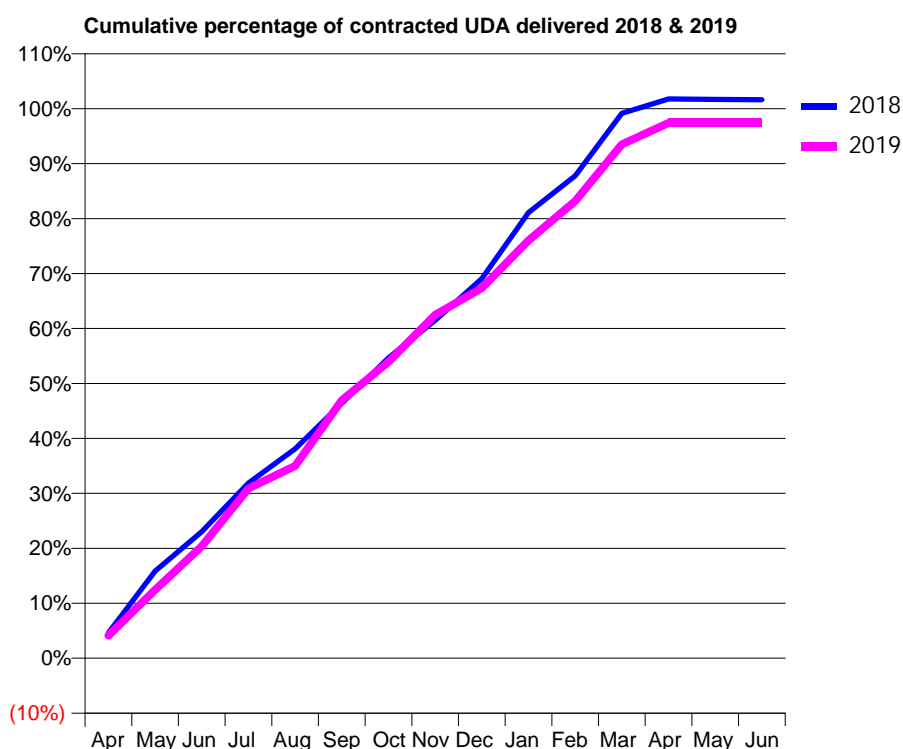
18/19 Contracted general activity (UDA)	13,410
Carry forward general activity (UDA)	0
18/19 Contracted orthodontic activity (UOA)	0
Carry forward orthodontic activity (UOA)	0
Baseline contract value	£370,519.68

ACCESS*

Patients seen in 24 months	Total	Change since previous quarter
Quarter ending March 2018	4,487	
Quarter ending June 2018	4,463	→
Quarter ending September 2018	4,404	↓
Quarter ending December 2018	4,272	↓
Quarter ending March 2019	4,232	→
Variance since March 2018	(5.7%)	↓



ACTIVITY



Month	2018	2019
April	620	552
May	2,127	1,670
June	3,086	2,731
July	4,273	4,140
August	5,109	4,696
September	6,221	6,294
October	7,329	7,228
November	8,246	8,379
December	9,261	9,031
January	10,872	10,194
February	11,773	11,157
March	13,295	12,536
April	13,646	13,061
May	13,634	13,061
June	13,626	13,061

QUALITY

	Quantity	Base Number	Contract	AT	Region	England
% of FP17s for the same patient ID Re-attending within 3 months - Children	60	1,296	4.6%	9.6%	11.3%	11.8%
% of FP17s for the same patient ID Re-attending within 3 months - Adults	710	5,357	13.3%	15.2%	15.4%	15.7%
% of FP17s for the same patient ID Re-attending between 3 & 9 months - Children	945	1,296	72.9%	60.2%	61.3%	58.9%
% of FP17s for the same patient ID Re-attending between 3 & 9 months - Adults	3,567	5,357	66.6%	51.3%	52.1%	50.8%
% of FP17s for Band 1 Urgent Courses	339	6,717	5.0%	9.5%	9.5%	9.1%
% of FP17s Relating to Free Repair or Replacements	22	6,717	0.3%	0.5%	0.6%	0.8%
% of FP17s Relating to Continuations	3	6,717	0.0%	0.8%	0.8%	0.9%
% of Patients satisfied with the dentistry they have received	1	1	N/A	92.4%	92.4%	92.5%
% of Patients satisfied with the time they had to wait for an appointment	1	1	N/A	88.4%	86.3%	87.0%

* This is based on patients treated on this contract for their most recent course of treatment.

Figures in italics indicate the base number of FP17s or Patient Questionnaire responses are less than 100. N/A is shown where the base number of responses is less than 10 during the period. % is calculated as Quantity/Base number*100

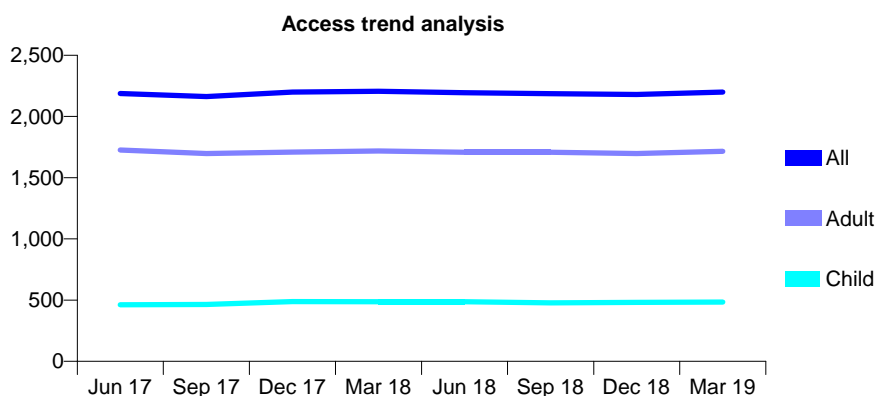
Q68 - Vital Signs At a Glance Contract Report for 946273/0001 - Year end March 2019

Name or company name	MR M GHOLAMI
Contract type name	GDS Contract
Purpose of contract	General
Contract start date	01/04/2006
Contract end date	

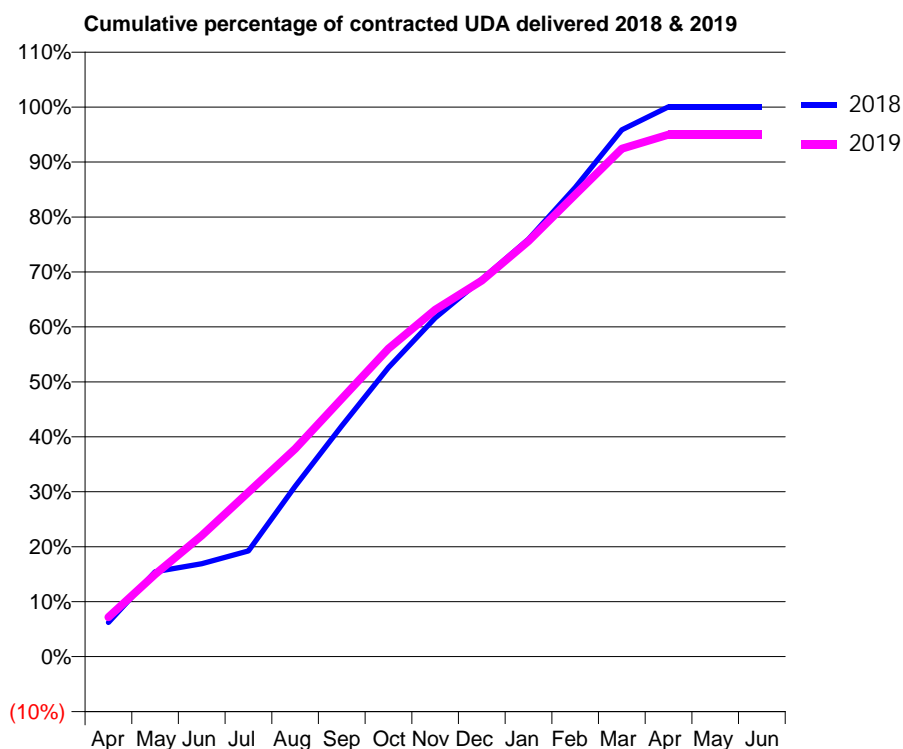
18/19 Contracted general activity (UDA)	9,495
Carry forward general activity (UDA)	0
18/19 Contracted orthodontic activity (UOA)	0
Carry forward orthodontic activity (UOA)	0
Baseline contract value	£260,764.98

ACCESS*

Patients seen in 24 months	Total	Change since previous quarter
Quarter ending March 2018	2,205	
Quarter ending June 2018	2,194	→
Quarter ending September 2018	2,186	→
Quarter ending December 2018	2,180	→
Quarter ending March 2019	2,200	→
Variance since March 2018	(0.2%)	→



ACTIVITY



Month	Adjusted Scheduled Activity (UDA)	
	2018	2019
April	591	681
May	1,466	1,422
June	1,605	2,093
July	1,826	2,843
August	2,943	3,590
September	3,987	4,457
October	4,995	5,322
November	5,852	5,995
December	6,520	6,495
January	7,214	7,180
February	8,104	7,983
March	9,100	8,775
April	9,499	9,020
May	9,499	9,020
June	9,499	9,020

QUALITY

	Quantity	Base Number	Contract	AT	Region	England
% of FP17s for the same patient ID Re-attending within 3 months - Children	26	734	3.5%	9.6%	11.3%	11.8%
% of FP17s for the same patient ID Re-attending within 3 months - Adults	392	2,758	14.2%	15.2%	15.4%	15.7%
% of FP17s for the same patient ID Re-attending between 3 & 9 months - Children	505	734	68.8%	60.2%	61.3%	58.9%
% of FP17s for the same patient ID Re-attending between 3 & 9 months - Adults	1,762	2,758	63.9%	51.3%	52.1%	50.8%
% of FP17s for Band 1 Urgent Courses	197	3,454	5.7%	9.5%	9.5%	9.1%
% of FP17s Relating to Free Repair or Replacements	0	3,454	0.0%	0.5%	0.6%	0.8%
% of FP17s Relating to Continuations	13	3,454	0.4%	0.8%	0.8%	0.9%
% of Patients satisfied with the dentistry they have received	1	1	N/A	92.4%	92.4%	92.5%
% of Patients satisfied with the time they had to wait for an appointment	1	1	N/A	88.4%	86.3%	87.0%

* This is based on patients treated on this contract for their most recent course of treatment. Figures in italics indicate the base number of FP17s or Patient Questionnaire responses are less than 100. N/A is shown where the base number of responses is less than 10 during the period. % is calculated as Quantity/Base number*100

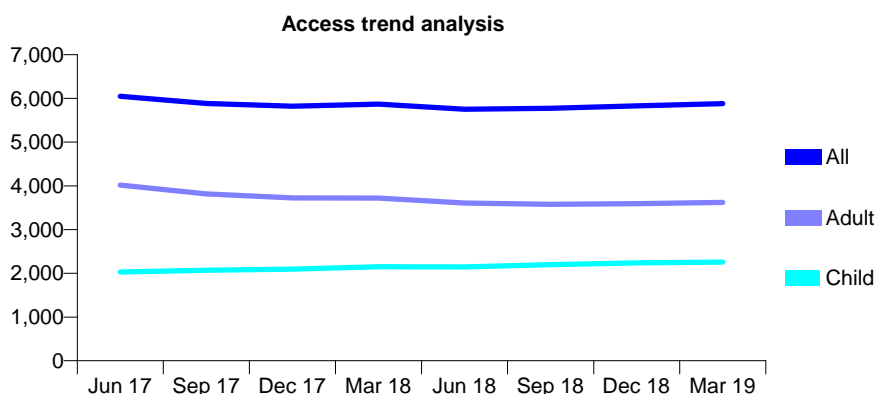
Q68 - Vital Signs At a Glance Contract Report for 947822/0001 - Year end March 2019

Name or company name	MR HS DHALIWAL
Contract type name	GDS Contract
Purpose of contract	General
Contract start date	01/04/2009
Contract end date	

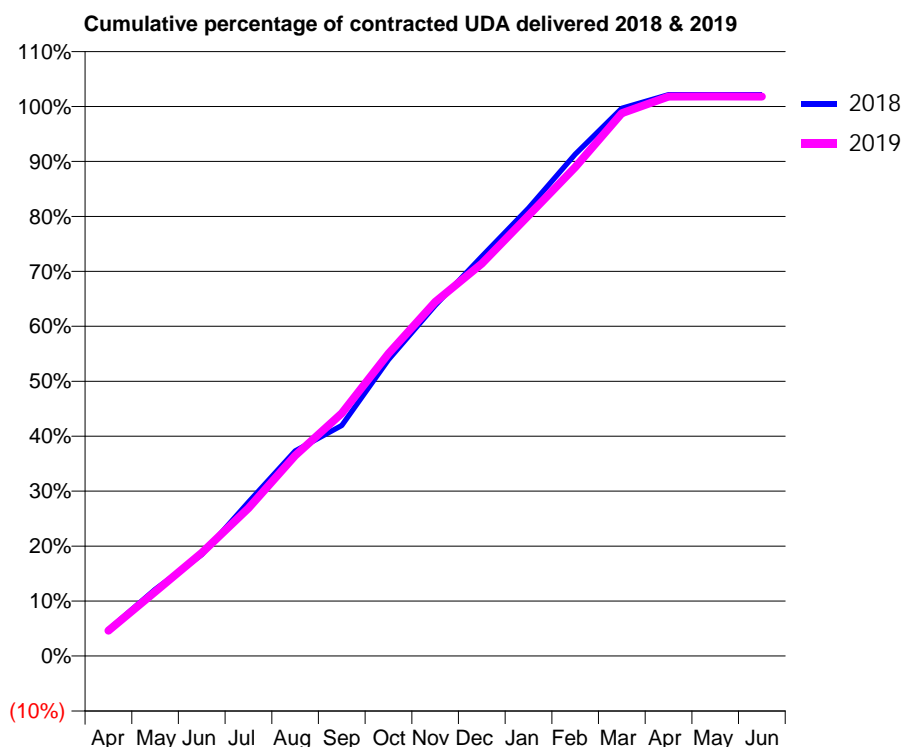
18/19 Contracted general activity (UDA)	13,500
Carry forward general activity (UDA)	0
18/19 Contracted orthodontic activity (UOA)	0
Carry forward orthodontic activity (UOA)	0
Baseline contract value	£373,016.53

ACCESS*

Patients seen in 24 months	Total	Change since previous quarter
Quarter ending March 2018	5,869	
Quarter ending June 2018	5,751	↓
Quarter ending September 2018	5,772	→
Quarter ending December 2018	5,828	→
Quarter ending March 2019	5,878	→
Variance since March 2018	0.2%	→



ACTIVITY



Month	Adjusted Scheduled Activity (UDA)	
	2018	2019
April	648	623
May	1,638	1,580
June	2,492	2,534
July	3,780	3,632
August	5,037	4,927
September	5,661	5,965
October	7,279	7,428
November	8,611	8,699
December	9,817	9,639
January	11,002	10,823
February	12,326	12,008
March	13,456	13,331
April	13,791	13,741
May	13,791	13,743
June	13,791	13,740

QUALITY

	Quantity	Base Number	Contract	AT	Region	England
% of FP17s for the same patient ID Re-attending within 3 months - Children	261	3,399	7.7%	9.6%	11.3%	11.8%
% of FP17s for the same patient ID Re-attending within 3 months - Adults	750	4,804	15.6%	15.2%	15.4%	15.7%
% of FP17s for the same patient ID Re-attending between 3 & 9 months - Children	2,178	3,399	64.1%	60.2%	61.3%	58.9%
% of FP17s for the same patient ID Re-attending between 3 & 9 months - Adults	2,465	4,804	51.3%	51.3%	52.1%	50.8%
% of FP17s for Band 1 Urgent Courses	736	8,203	9.0%	9.5%	9.5%	9.1%
% of FP17s Relating to Free Repair or Replacements	80	8,203	1.0%	0.5%	0.6%	0.8%
% of FP17s Relating to Continuations	84	8,203	1.0%	0.8%	0.8%	0.9%
% of Patients satisfied with the dentistry they have received	2	2	N/A	92.4%	92.4%	92.5%
% of Patients satisfied with the time they had to wait for an appointment	2	2	N/A	88.4%	86.3%	87.0%

* This is based on patients treated on this contract for their most recent course of treatment. Figures in italics indicate the base number of FP17s or Patient Questionnaire responses are less than 100. N/A is shown where the base number of responses is less than 10 during the period. % is calculated as Quantity/Base number*100

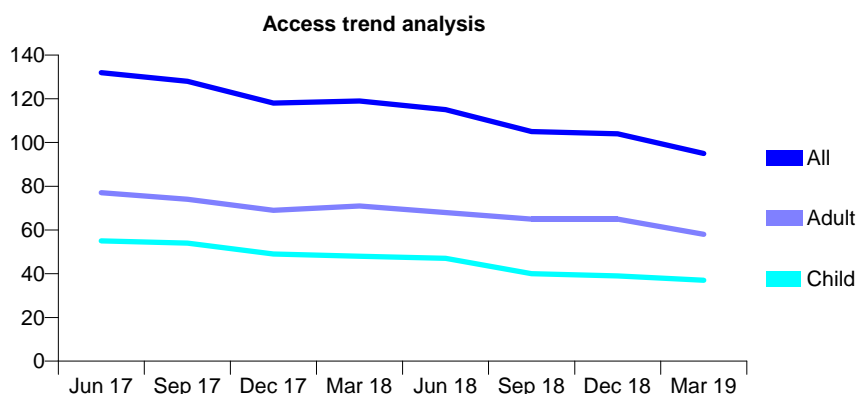
Q68 - Vital Signs At a Glance Contract Report for 949469/0001 - Year end March 2019

Name or company name	MR HC PAGE
Contract type name	GDS Contract
Purpose of contract	General
Contract start date	01/10/2010
Contract end date	

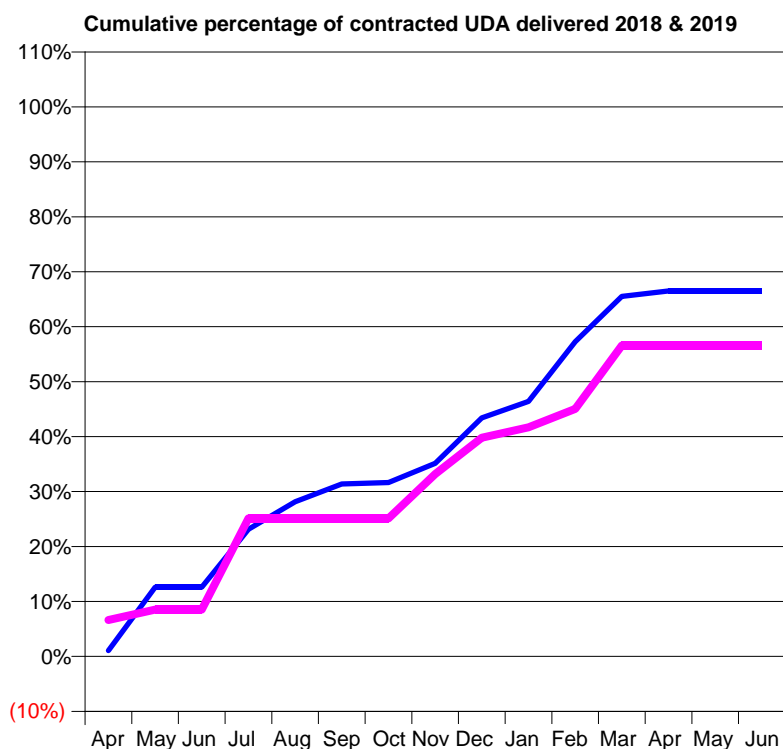
18/19 Contracted general activity (UDA)	211
Carry forward general activity (UDA)	0
18/19 Contracted orthodontic activity (UOA)	0
Carry forward orthodontic activity (UOA)	0
Baseline contract value	£6,422.59

ACCESS*

Patients seen in 24 months	Total	Change since previous quarter
Quarter ending March 2018	119	
Quarter ending June 2018	115	↓
Quarter ending September 2018	105	↓
Quarter ending December 2018	104	→
Quarter ending March 2019	95	↓
Variance since March 2018	(20.2%)	↓



ACTIVITY



Month	Adjusted Scheduled Activity (UDA)	
	2018	2019
April	4	14
May	50	18
June	50	18
July	93	53
August	113	53
September	126	53
October	127	53
November	141	70
December	174	84
January	186	88
February	229	95
March	262	119
April	266	119
May	266	119
June	266	119

QUALITY

	Quantity	Base Number	Contract	AT	Region	England
% of FP17s for the same patient ID Re-attending within 3 months - Children	2	41	4.9%	9.6%	11.3%	11.8%
% of FP17s for the same patient ID Re-attending within 3 months - Adults	3	37	8.1%	15.2%	15.4%	15.7%
% of FP17s for the same patient ID Re-attending between 3 & 9 months - Children	19	41	46.3%	60.2%	61.3%	58.9%
% of FP17s for the same patient ID Re-attending between 3 & 9 months - Adults	21	37	56.8%	51.3%	52.1%	50.8%
% of FP17s for Band 1 Urgent Courses	4	72	5.6%	9.5%	9.5%	9.1%
% of FP17s Relating to Free Repair or Replacements	0	72	0.0%	0.5%	0.6%	0.8%
% of FP17s Relating to Continuations	0	72	0.0%	0.8%	0.8%	0.9%
% of Patients satisfied with the dentistry they have received	0	0	N/A	92.4%	92.4%	92.5%
% of Patients satisfied with the time they had to wait for an appointment	0	0	N/A	88.4%	86.3%	87.0%

* This is based on patients treated on this contract for their most recent course of treatment. Figures in italics indicate the base number of FP17s or Patient Questionnaire responses are less than 100. N/A is shown where the base number of responses is less than 10 during the period. % is calculated as Quantity/Base number*100

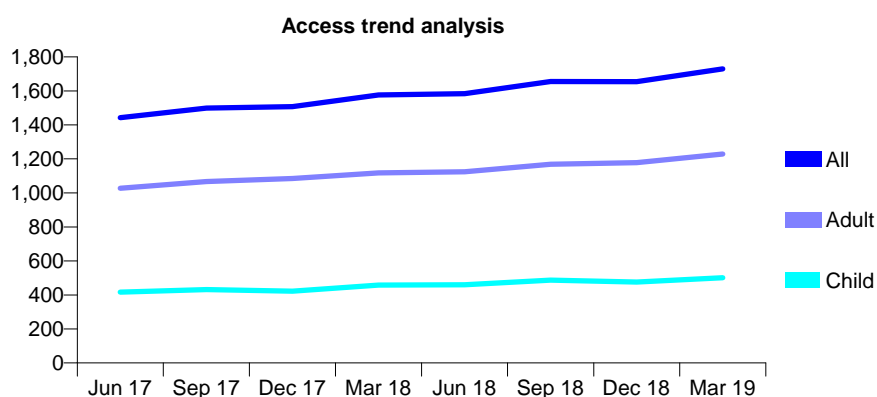
Q68 - Vital Signs At a Glance Contract Report for 949973/0001 - Year end March 2019

Name or company name	MR A DARGAHI
Contract type name	GDS Contract
Purpose of contract	General
Contract start date	01/04/2006
Contract end date	

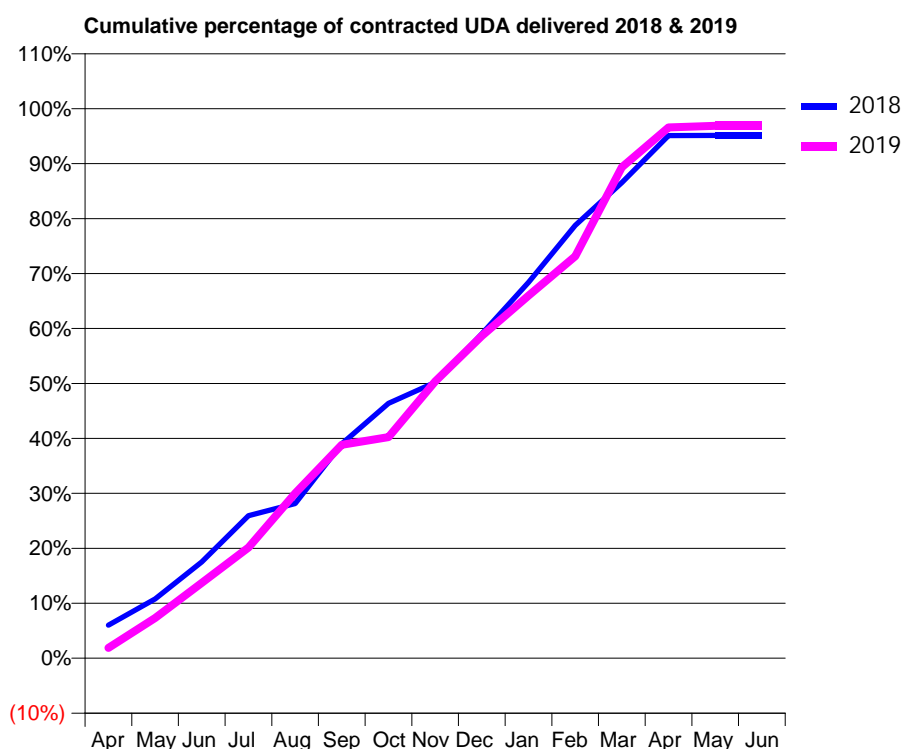
18/19 Contracted general activity (UDA)	5,000
Carry forward general activity (UDA)	0
18/19 Contracted orthodontic activity (UOA)	0
Carry forward orthodontic activity (UOA)	0
Baseline contract value	£147,295.51

ACCESS*

Patients seen in 24 months	Total	Change since previous quarter
Quarter ending March 2018	1,576	
Quarter ending June 2018	1,584	→
Quarter ending September 2018	1,655	↑
Quarter ending December 2018	1,654	→
Quarter ending March 2019	1,730	↑
Variance since March 2018	9.8%	↑



ACTIVITY



Adjusted Scheduled Activity (UDA)		
Month	2018	2019
April	301	94
May	540	366
June	876	685
July	1,297	1,006
August	1,408	1,501
September	1,950	1,942
October	2,319	2,011
November	2,510	2,518
December	2,952	2,932
January	3,420	3,299
February	3,938	3,656
March	4,327	4,466
April	4,754	4,828
May	4,757	4,844
June	4,756	4,844

QUALITY

	Quantity	Base Number	Contract	AT	Region	England
% of FP17s for the same patient ID Re-attending within 3 months - Children	40	799	5.0%	9.6%	11.3%	11.8%
% of FP17s for the same patient ID Re-attending within 3 months - Adults	155	1,492	10.4%	15.2%	15.4%	15.7%
% of FP17s for the same patient ID Re-attending between 3 & 9 months - Children	514	799	64.3%	60.2%	61.3%	58.9%
% of FP17s for the same patient ID Re-attending between 3 & 9 months - Adults	718	1,492	48.1%	51.3%	52.1%	50.8%
% of FP17s for Band 1 Urgent Courses	211	2,285	9.2%	9.5%	9.5%	9.1%
% of FP17s Relating to Free Repair or Replacements	10	2,285	0.4%	0.5%	0.6%	0.8%
% of FP17s Relating to Continuations	12	2,285	0.5%	0.8%	0.8%	0.9%
% of Patients satisfied with the dentistry they have received	0	0	N/A	92.4%	92.4%	92.5%
% of Patients satisfied with the time they had to wait for an appointment	0	0	N/A	88.4%	86.3%	87.0%

* This is based on patients treated on this contract for their most recent course of treatment.

Figures in italics indicate the base number of FP17s or Patient Questionnaire responses are less than 100. N/A is shown where the base number of responses is less than 10 during the period. % is calculated as Quantity/Base number*100

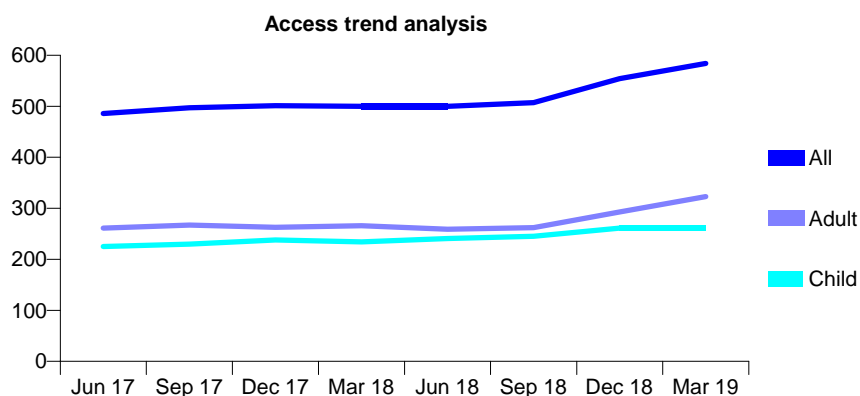
Q68 - Vital Signs At a Glance Contract Report for 953156/0001 - Year end March 2019

Name or company name	Mr QG Omondi
Contract type name	GDS Contract
Purpose of contract	General
Contract start date	01/10/2012
Contract end date	

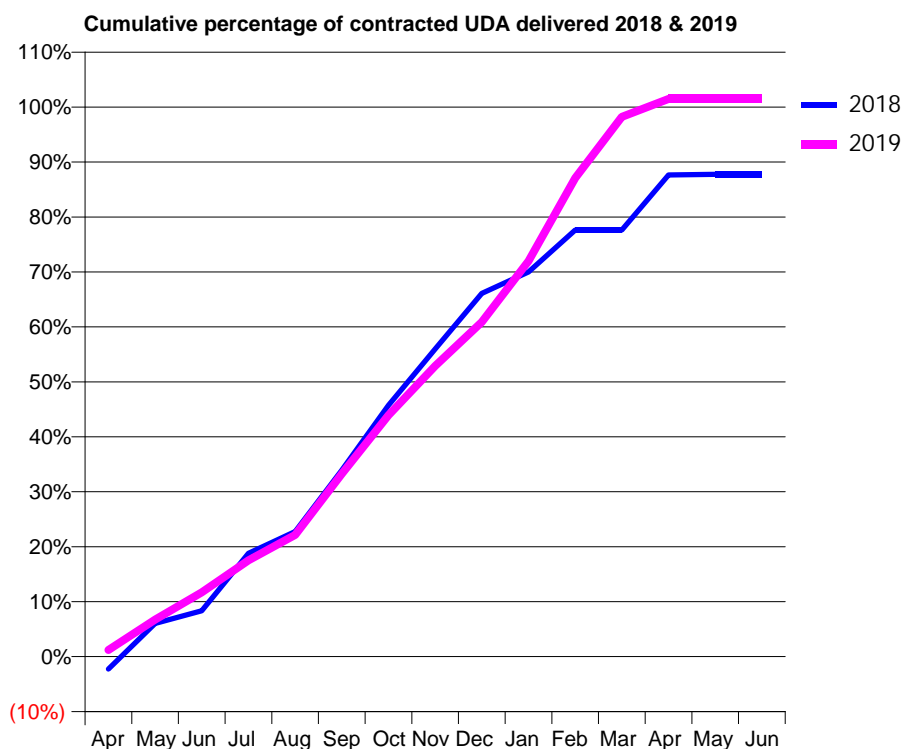
18/19 Contracted general activity (UDA)	1,666
Carry forward general activity (UDA)	0
18/19 Contracted orthodontic activity (UOA)	0
Carry forward orthodontic activity (UOA)	0
Baseline contract value	£38,072.96

ACCESS*

Patients seen in 24 months	Total	Change since previous quarter
Quarter ending March 2018	500	
Quarter ending June 2018	500	→
Quarter ending September 2018	507	→
Quarter ending December 2018	554	↑
Quarter ending March 2019	584	↑
Variance since March 2018	16.8%	↑



ACTIVITY



Month	Adjusted Scheduled Activity (UDA)	
	2018	2019
April	-38	20
May	101	112
June	139	195
July	313	292
August	379	369
September	565	554
October	762	732
November	933	881
December	1,101	1,014
January	1,166	1,199
February	1,293	1,451
March	1,293	1,636
April	1,460	1,691
May	1,462	1,691
June	1,462	1,691

QUALITY

	Quantity	Base Number	Contract	AT	Region	England
% of FP17s for the same patient ID Re-attending within 3 months - Children	13	405	3.2%	9.6%	11.3%	11.8%
% of FP17s for the same patient ID Re-attending within 3 months - Adults	44	469	9.4%	15.2%	15.4%	15.7%
% of FP17s for the same patient ID Re-attending between 3 & 9 months - Children	216	405	53.3%	60.2%	61.3%	58.9%
% of FP17s for the same patient ID Re-attending between 3 & 9 months - Adults	226	469	48.2%	51.3%	52.1%	50.8%
% of FP17s for Band 1 Urgent Courses	23	781	2.9%	9.5%	9.5%	9.1%
% of FP17s Relating to Free Repair or Replacements	2	781	0.3%	0.5%	0.6%	0.8%
% of FP17s Relating to Continuations	0	781	0.0%	0.8%	0.8%	0.9%
% of Patients satisfied with the dentistry they have received	1	2	N/A	92.4%	92.4%	92.5%
% of Patients satisfied with the time they had to wait for an appointment	2	2	N/A	88.4%	86.3%	87.0%

* This is based on patients treated on this contract for their most recent course of treatment. Figures in italics indicate the base number of FP17s or Patient Questionnaire responses are less than 100. N/A is shown where the base number of responses is less than 10 during the period. % is calculated as Quantity/Base number*100

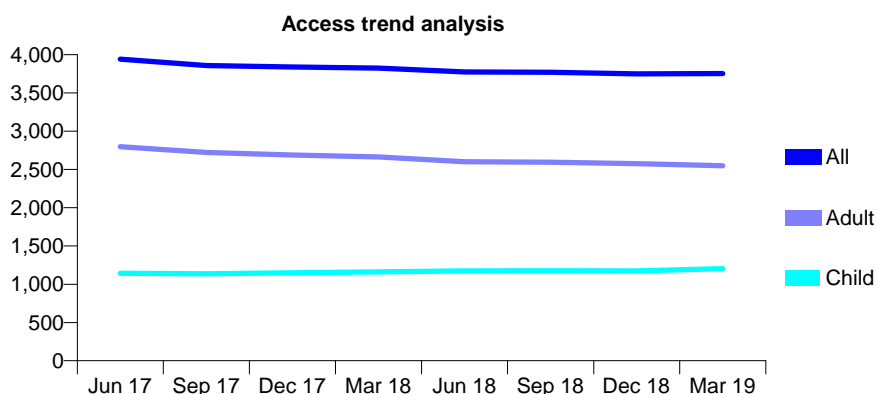
Q68 - Vital Signs At a Glance Contract Report for 959391/0001 - Year end March 2019

Name or company name	MR MM BADRBEIGI
Contract type name	GDS Contract
Purpose of contract	General
Contract start date	01/04/2006
Contract end date	

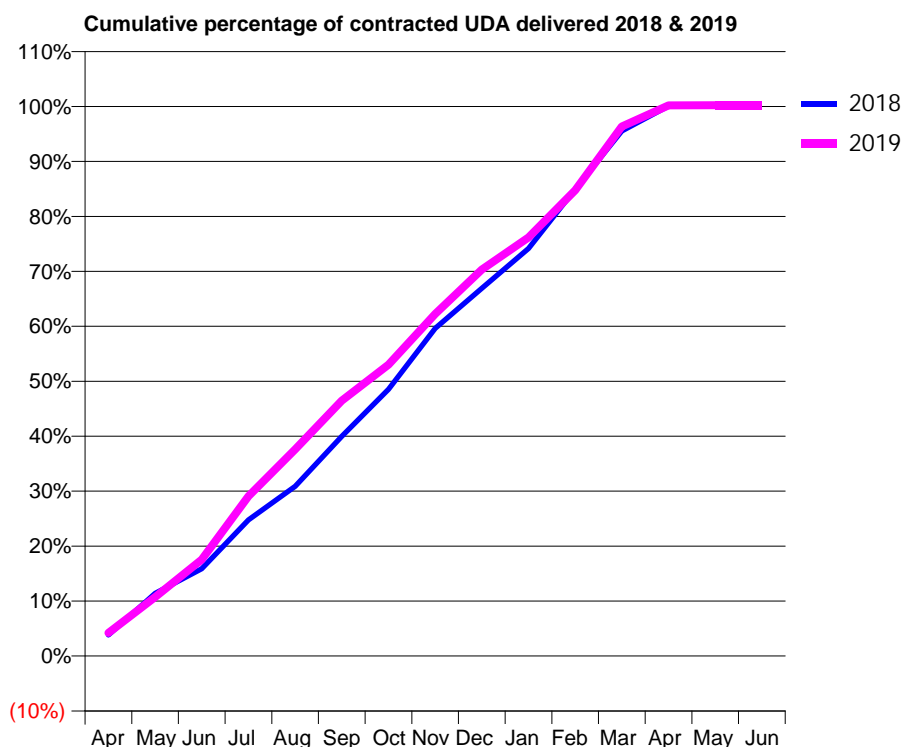
18/19 Contracted general activity (UDA)	12,138
Carry forward general activity (UDA)	0
18/19 Contracted orthodontic activity (UOA)	0
Carry forward orthodontic activity (UOA)	0
Baseline contract value	£326,166.30

ACCESS*

Patients seen in 24 months	Total	Change since previous quarter
Quarter ending March 2018	3,825	
Quarter ending June 2018	3,775	↓
Quarter ending September 2018	3,771	→
Quarter ending December 2018	3,749	→
Quarter ending March 2019	3,753	→
Variance since March 2018	(1.9%)	↓



ACTIVITY



Month	Adjusted Scheduled Activity (UDA)	
	2018	2019
April	468	510
May	1,383	1,302
June	1,928	2,132
July	3,006	3,531
August	3,747	4,563
September	4,852	5,640
October	5,893	6,436
November	7,239	7,558
December	8,121	8,534
January	9,003	9,244
February	10,314	10,288
March	11,595	11,695
April	12,146	12,160
May	12,146	12,165
June	12,146	12,165

QUALITY

	Quantity	Base Number	Contract	AT	Region	England
% of FP17s for the same patient ID Re-attending within 3 months - Children	95	1,666	5.7%	9.6%	11.3%	11.8%
% of FP17s for the same patient ID Re-attending within 3 months - Adults	472	3,393	13.9%	15.2%	15.4%	15.7%
% of FP17s for the same patient ID Re-attending between 3 & 9 months - Children	1,002	1,666	60.1%	60.2%	61.3%	58.9%
% of FP17s for the same patient ID Re-attending between 3 & 9 months - Adults	1,839	3,393	54.2%	51.3%	52.1%	50.8%
% of FP17s for Band 1 Urgent Courses	238	5,040	4.7%	9.5%	9.5%	9.1%
% of FP17s Relating to Free Repair or Replacements	12	5,040	0.2%	0.5%	0.6%	0.8%
% of FP17s Relating to Continuations	11	5,040	0.2%	0.8%	0.8%	0.9%
% of Patients satisfied with the dentistry they have received	1	1	N/A	92.4%	92.4%	92.5%
% of Patients satisfied with the time they had to wait for an appointment	1	1	N/A	88.4%	86.3%	87.0%

* This is based on patients treated on this contract for their most recent course of treatment. Figures in italics indicate the base number of FP17s or Patient Questionnaire responses are less than 100. N/A is shown where the base number of responses is less than 10 during the period. % is calculated as Quantity/Base number*100

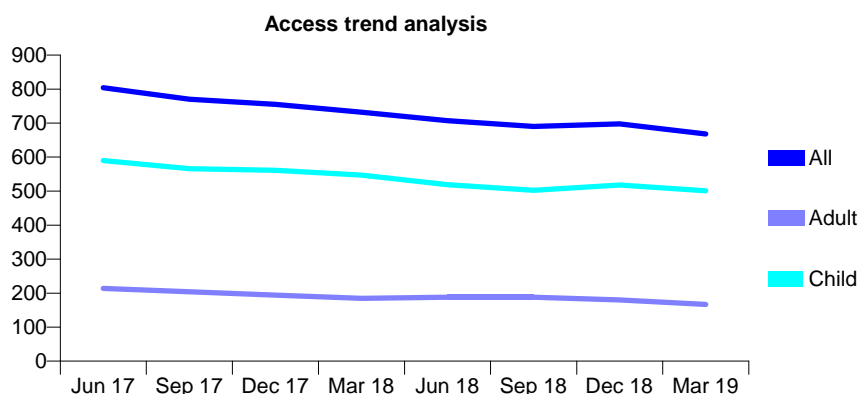
Q68 - Vital Signs At a Glance Contract Report for 960365/0001 - Year end March 2019

Name or company name	MRS N HEIDARI-ROBINSON
Contract type name	GDS Contract
Purpose of contract	General
Contract start date	01/04/2012
Contract end date	

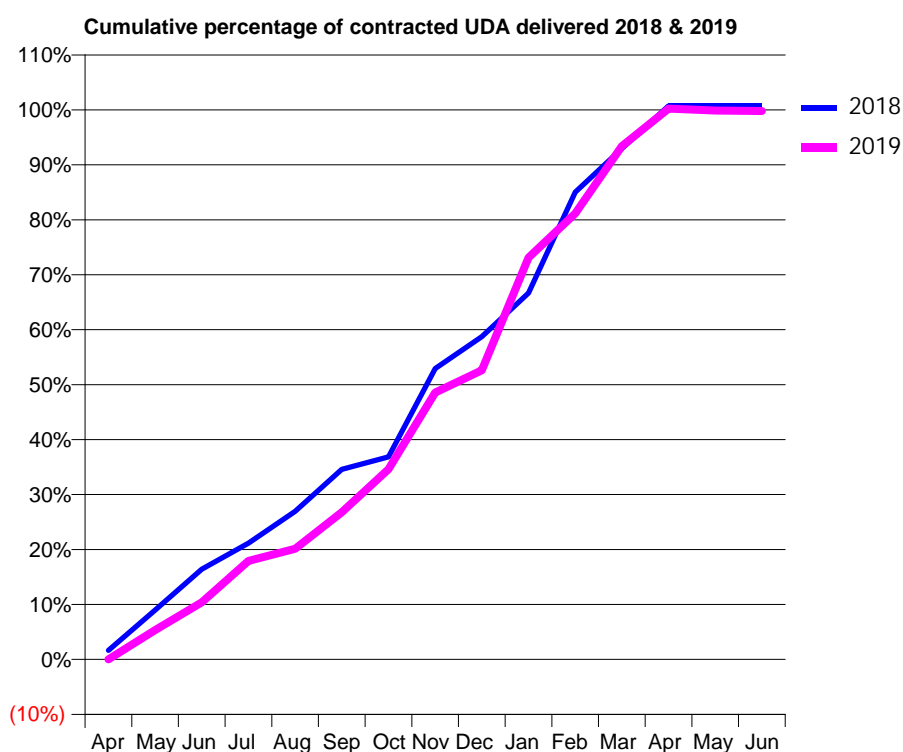
18/19 Contracted general activity (UDA)	3,300
Carry forward general activity (UDA)	0
18/19 Contracted orthodontic activity (UOA)	0
Carry forward orthodontic activity (UOA)	0
Baseline contract value	£83,305.36

ACCESS*

Patients seen in 24 months	Total	Change since previous quarter
Quarter ending March 2018	732	
Quarter ending June 2018	707	↓
Quarter ending September 2018	690	↓
Quarter ending December 2018	698	→
Quarter ending March 2019	668	↓
Variance since March 2018	(8.7%)	↓



ACTIVITY



Month	Adjusted Scheduled Activity (UDA)	
	2018	2019
April	54	0
May	296	176
June	542	342
July	699	591
August	890	664
September	1,142	884
October	1,216	1,142
November	1,747	1,603
December	1,938	1,737
January	2,201	2,412
February	2,805	2,679
March	3,068	3,082
April	3,324	3,308
May	3,324	3,296
June	3,324	3,293

QUALITY

	Quantity	Base Number	Contract	AT	Region	England
% of FP17s for the same patient ID Re-attending within 3 months - Children	261	1,130	23.1%	9.6%	11.3%	11.8%
% of FP17s for the same patient ID Re-attending within 3 months - Adults	59	208	28.4%	15.2%	15.4%	15.7%
% of FP17s for the same patient ID Re-attending between 3 & 9 months - Children	655	1,130	58.0%	60.2%	61.3%	58.9%
% of FP17s for the same patient ID Re-attending between 3 & 9 months - Adults	119	208	57.2%	51.3%	52.1%	50.8%
% of FP17s for Band 1 Urgent Courses	20	1,333	1.5%	9.5%	9.5%	9.1%
% of FP17s Relating to Free Repair or Replacements	0	1,333	0.0%	0.5%	0.6%	0.8%
% of FP17s Relating to Continuations	1	1,333	0.1%	0.8%	0.8%	0.9%
% of Patients satisfied with the dentistry they have received	0	0	N/A	92.4%	92.4%	92.5%
% of Patients satisfied with the time they had to wait for an appointment	0	0	N/A	88.4%	86.3%	87.0%

* This is based on patients treated on this contract for their most recent course of treatment. Figures in italics indicate the base number of FP17s or Patient Questionnaire responses are less than 100. N/A is shown where the base number of responses is less than 10 during the period. % is calculated as Quantity/Base number*100

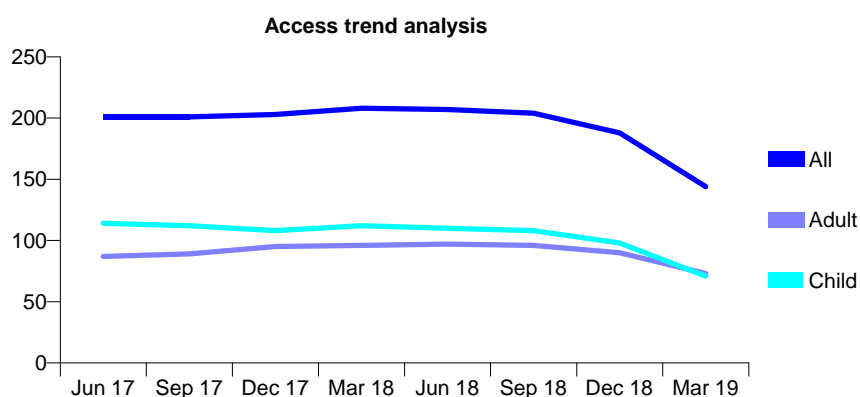
Q68 - Vital Signs At a Glance Contract Report for 962384/0001 - Year end March 2019

Name or company name	MISS S JIWANI
Contract type name	GDS Contract
Purpose of contract	General
Contract start date	01/11/2011
Contract end date	30/11/2018

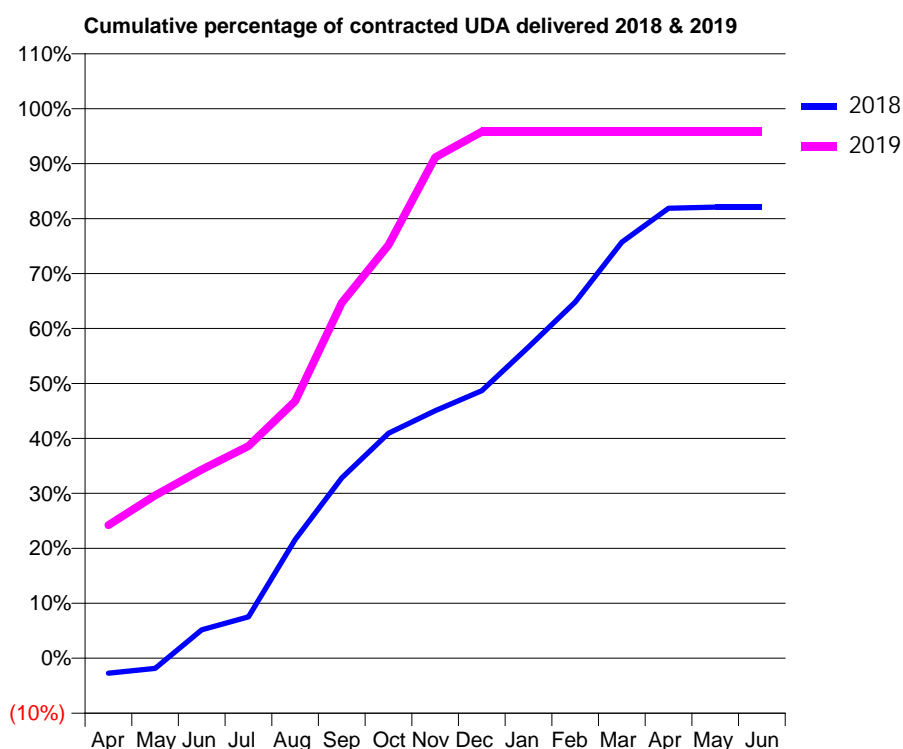
18/19 Contracted general activity (UDA)	257
Carry forward general activity (UDA)	0
18/19 Contracted orthodontic activity (UOA)	0
Carry forward orthodontic activity (UOA)	0
Baseline contract value	£6,873.55

ACCESS*

Patients seen in 24 months	Total	Change since previous quarter
Quarter ending March 2018	208	
Quarter ending June 2018	207	→
Quarter ending September 2018	204	↓
Quarter ending December 2018	188	↓
Quarter ending March 2019	144	↓
Variance since March 2018	(30.8%)	↓



ACTIVITY



Month	2018	2019
April	-13	62
May	-9	76
June	24	88
July	35	99
August	102	120
September	154	166
October	192	193
November	212	234
December	229	246
January	266	246
February	305	246
March	356	246
April	385	246
May	386	246
June	386	246

QUALITY

	Quantity	Base Number	Contract	AT	Region	England
% of FP17s for the same patient ID Re-attending within 3 months - Children	6	113	5.3%	9.6%	11.3%	11.8%
% of FP17s for the same patient ID Re-attending within 3 months - Adults	4	68	5.9%	15.2%	15.4%	15.7%
% of FP17s for the same patient ID Re-attending between 3 & 9 months - Children	87	113	77.0%	60.2%	61.3%	58.9%
% of FP17s for the same patient ID Re-attending between 3 & 9 months - Adults	42	68	61.8%	51.3%	52.1%	50.8%
% of FP17s for Band 1 Urgent Courses	1	156	0.6%	9.5%	9.5%	9.1%
% of FP17s Relating to Free Repair or Replacements	0	156	0.0%	0.5%	0.6%	0.8%
% of FP17s Relating to Continuations	0	156	0.0%	0.8%	0.8%	0.9%
% of Patients satisfied with the dentistry they have received	0	0	N/A	92.4%	92.4%	92.5%
% of Patients satisfied with the time they had to wait for an appointment	0	0	N/A	88.4%	86.3%	87.0%

* This is based on patients treated on this contract for their most recent course of treatment.

Figures in italics indicate the base number of FP17s or Patient Questionnaire responses are less than 100. N/A is shown where the base number of responses is less than 10 during the period. % is calculated as Quantity/Base number*100

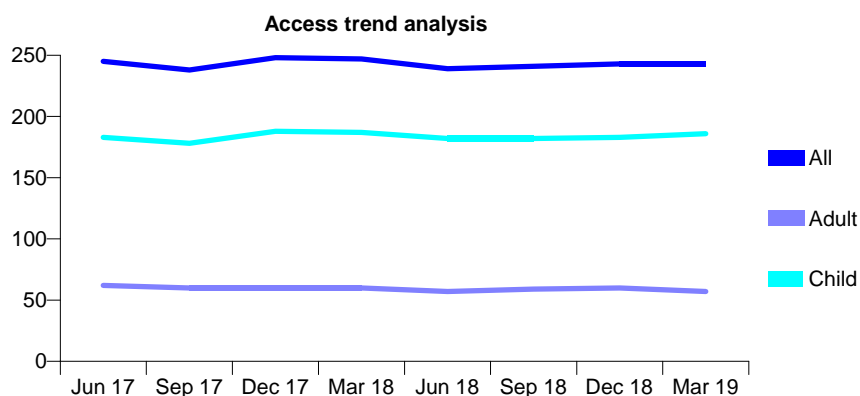
Q68 - Vital Signs At a Glance Contract Report for 963712/0001 - Year end March 2019

Name or company name	MR RJ FRANCSICS
Contract type name	GDS Contract
Purpose of contract	General
Contract start date	01/06/2012
Contract end date	

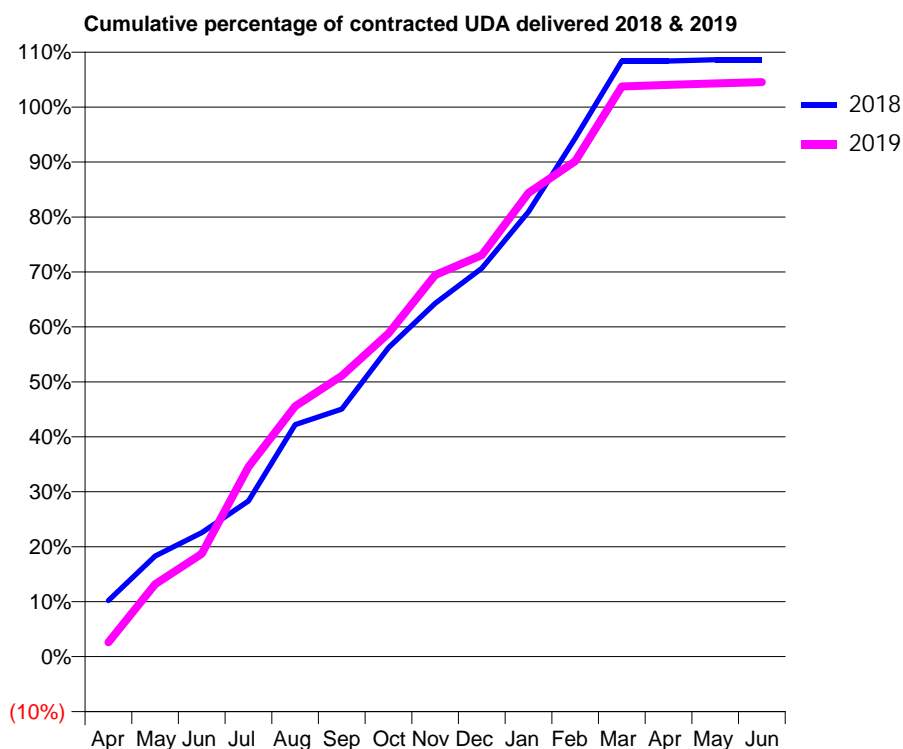
18/19 Contracted general activity (UDA)	420
Carry forward general activity (UDA)	0
18/19 Contracted orthodontic activity (UOA)	0
Carry forward orthodontic activity (UOA)	0
Baseline contract value	£10,274.71

ACCESS*

Patients seen in 24 months	Total	Change since previous quarter
Quarter ending March 2018	247	
Quarter ending June 2018	239	↓
Quarter ending September 2018	241	→
Quarter ending December 2018	243	→
Quarter ending March 2019	243	→
Variance since March 2018	(1.6%)	↓



ACTIVITY



Month	Adjusted Scheduled Activity (UDA)	
	2018	2019
April	48	11
May	86	55
June	106	79
July	133	145
August	198	191
September	212	215
October	264	247
November	302	292
December	332	307
January	380	354
February	443	379
March	509	436
April	509	437
May	510	438
June	510	439

QUALITY

	Quantity	Base Number	Contract	AT	Region	England
% of FP17s for the same patient ID Re-attending within 3 months - Children	11	266	4.1%	9.6%	11.3%	11.8%
% of FP17s for the same patient ID Re-attending within 3 months - Adults	4	42	9.5%	15.2%	15.4%	15.7%
% of FP17s for the same patient ID Re-attending between 3 & 9 months - Children	156	266	58.6%	60.2%	61.3%	58.9%
% of FP17s for the same patient ID Re-attending between 3 & 9 months - Adults	22	42	52.4%	51.3%	52.1%	50.8%
% of FP17s for Band 1 Urgent Courses	20	309	6.5%	9.5%	9.5%	9.1%
% of FP17s Relating to Free Repair or Replacements	0	309	0.0%	0.5%	0.6%	0.8%
% of FP17s Relating to Continuations	0	309	0.0%	0.8%	0.8%	0.9%
% of Patients satisfied with the dentistry they have received	0	0	N/A	92.4%	92.4%	92.5%
% of Patients satisfied with the time they had to wait for an appointment	0	0	N/A	88.4%	86.3%	87.0%

* This is based on patients treated on this contract for their most recent course of treatment. Figures in italics indicate the base number of FP17s or Patient Questionnaire responses are less than 100. N/A is shown where the base number of responses is less than 10 during the period. % is calculated as Quantity/Base number*100

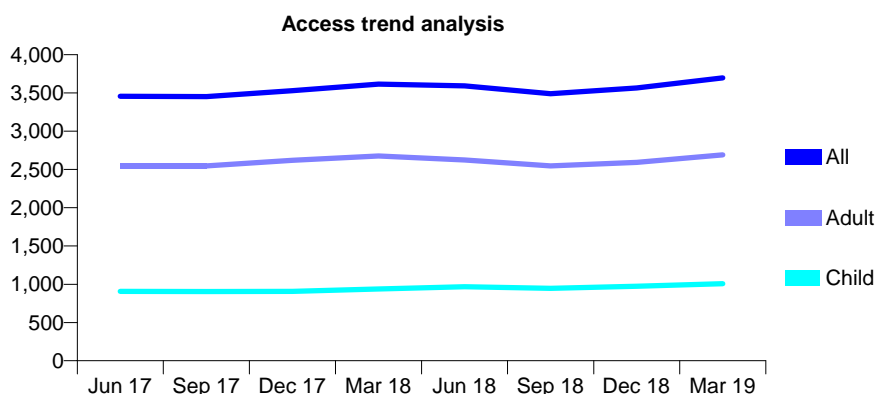
Q68 - Vital Signs At a Glance Contract Report for 972029/0001 - Year end March 2019

Name or company name	MISS KM BOLES
Contract type name	GDS Contract
Purpose of contract	General
Contract start date	01/09/2013
Contract end date	

18/19 Contracted general activity (UDA)	8,284
Carry forward general activity (UDA)	6
18/19 Contracted orthodontic activity (UOA)	0
Carry forward orthodontic activity (UOA)	0
Baseline contract value	£216,262.46

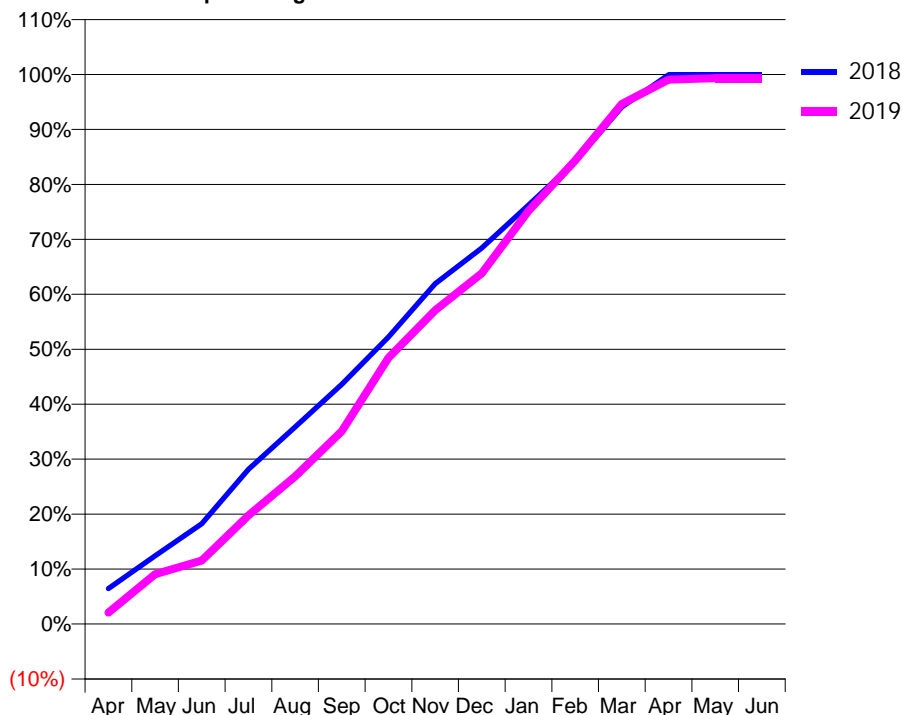
ACCESS*

Patients seen in 24 months	Total	Change since previous quarter
Quarter ending March 2018	3,615	
Quarter ending June 2018	3,592	→
Quarter ending September 2018	3,491	↓
Quarter ending December 2018	3,566	↑
Quarter ending March 2019	3,696	↑
Variance since March 2018	2.2%	↑



ACTIVITY

Cumulative percentage of contracted UDA delivered 2018 & 2019



Month	Adjusted Scheduled Activity (UDA)	
	2018	2019
April	534	174
May	1,029	750
June	1,511	956
July	2,334	1,638
August	2,970	2,226
September	3,614	2,905
October	4,327	4,013
November	5,130	4,729
December	5,667	5,287
January	6,315	6,228
February	6,972	6,990
March	7,793	7,840
April	8,279	8,207
May	8,276	8,228
June	8,277	8,228

QUALITY

	Quantity	Base Number	Contract	AT	Region	England
% of FP17s for the same patient ID Re-attending within 3 months - Children	161	1,532	10.5%	9.6%	11.3%	11.8%
% of FP17s for the same patient ID Re-attending within 3 months - Adults	566	3,635	15.6%	15.2%	15.4%	15.7%
% of FP17s for the same patient ID Re-attending between 3 & 9 months - Children	817	1,532	53.3%	60.2%	61.3%	58.9%
% of FP17s for the same patient ID Re-attending between 3 & 9 months - Adults	1,854	3,635	51.0%	51.3%	52.1%	50.8%
% of FP17s for Band 1 Urgent Courses	489	4,371	11.2%	9.5%	9.5%	9.1%
% of FP17s Relating to Free Repair or Replacements	7	4,371	0.2%	0.5%	0.6%	0.8%
% of FP17s Relating to Continuations	28	4,371	0.6%	0.8%	0.8%	0.9%
% of Patients satisfied with the dentistry they have received	1	1	N/A	92.4%	92.4%	92.5%
% of Patients satisfied with the time they had to wait for an appointment	1	1	N/A	88.4%	86.3%	87.0%

* This is based on patients treated on this contract for their most recent course of treatment.

Figures in italics indicate the base number of FP17s or Patient Questionnaire responses are less than 100. N/A is shown where the base number of responses is less than 10 during the period. % is calculated as Quantity/Base number*100

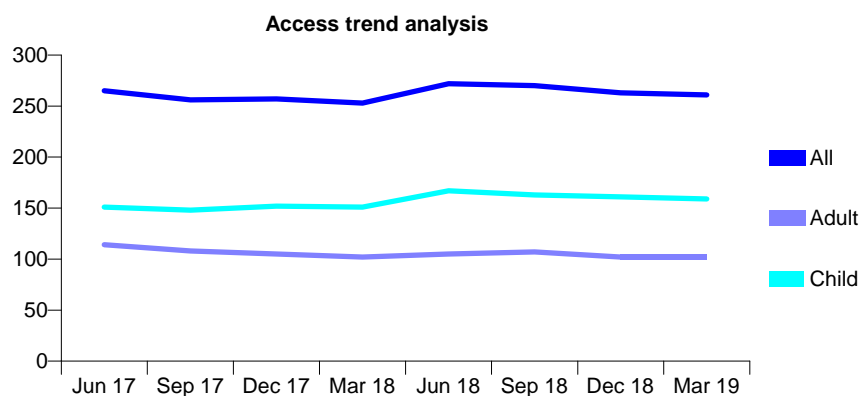
Q68 - Vital Signs At a Glance Contract Report for 974498/0001 - Year end March 2019

Name or company name	MR MA TREMMEL
Contract type name	GDS Contract
Purpose of contract	General
Contract start date	24/12/2011
Contract end date	

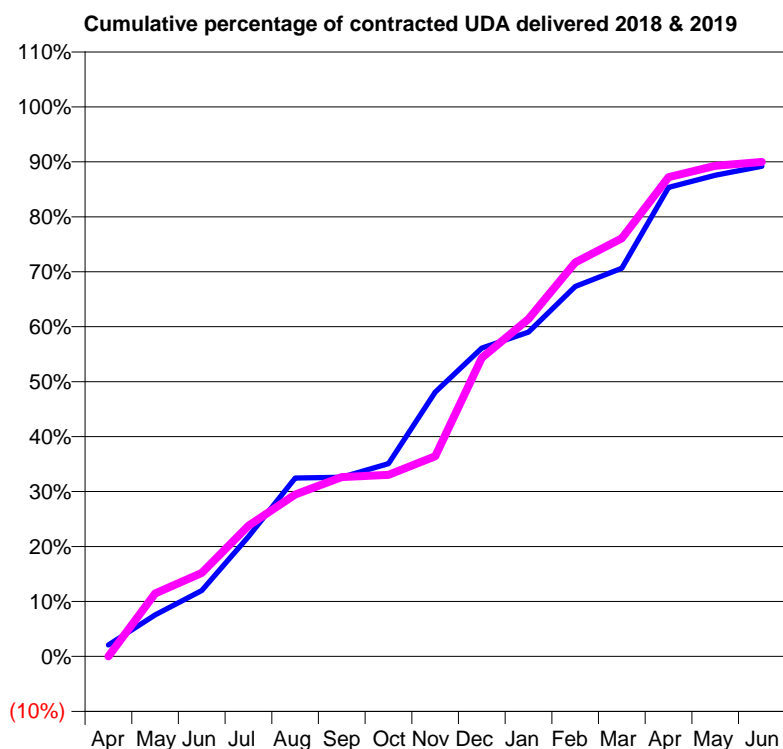
18/19 Contracted general activity (UDA)	727
Carry forward general activity (UDA)	0
18/19 Contracted orthodontic activity (UOA)	0
Carry forward orthodontic activity (UOA)	0
Baseline contract value	£16,852.88

ACCESS*

Patients seen in 24 months	Total	Change since previous quarter
Quarter ending March 2018	253	
Quarter ending June 2018	272	↑
Quarter ending September 2018	270	→
Quarter ending December 2018	263	↓
Quarter ending March 2019	261	→
Variance since March 2018	3.2%	↑



ACTIVITY



Month	Adjusted Scheduled Activity (UDA)	
	2018	2019
April	15	0
May	55	83
June	87	111
July	159	173
August	236	214
September	237	237
October	255	240
November	350	265
December	408	395
January	429	446
February	489	521
March	513	553
April	620	634
May	636	649
June	648	654

QUALITY

	Quantity	Base Number	Contract	AT	Region	England
% of FP17s for the same patient ID Re-attending within 3 months - Children	11	243	4.5%	9.6%	11.3%	11.8%
% of FP17s for the same patient ID Re-attending within 3 months - Adults	6	93	6.5%	15.2%	15.4%	15.7%
% of FP17s for the same patient ID Re-attending between 3 & 9 months - Children	116	243	47.7%	60.2%	61.3%	58.9%
% of FP17s for the same patient ID Re-attending between 3 & 9 months - Adults	52	93	55.9%	51.3%	52.1%	50.8%
% of FP17s for Band 1 Urgent Courses	20	343	5.8%	9.5%	9.5%	9.1%
% of FP17s Relating to Free Repair or Replacements	0	343	0.0%	0.5%	0.6%	0.8%
% of FP17s Relating to Continuations	0	343	0.0%	0.8%	0.8%	0.9%
% of Patients satisfied with the dentistry they have received	0	0	N/A	92.4%	92.4%	92.5%
% of Patients satisfied with the time they had to wait for an appointment	0	0	N/A	88.4%	86.3%	87.0%

* This is based on patients treated on this contract for their most recent course of treatment. Figures in italics indicate the base number of FP17s or Patient Questionnaire responses are less than 100. N/A is shown where the base number of responses is less than 10 during the period. % is calculated as Quantity/Base number*100

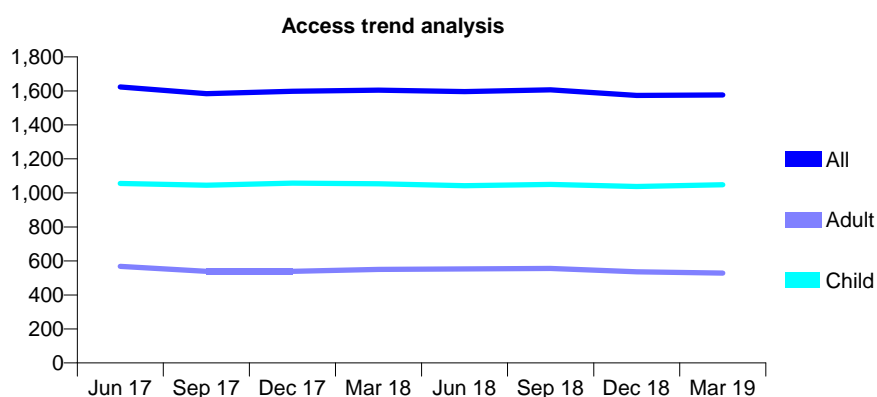
Q68 - Vital Signs At a Glance Contract Report for 979481/0001 - Year end March 2019

Name or company name	Forestmead Dental Surgery
Contract type name	GDS Contract
Purpose of contract	General
Contract start date	01/04/2006
Contract end date	

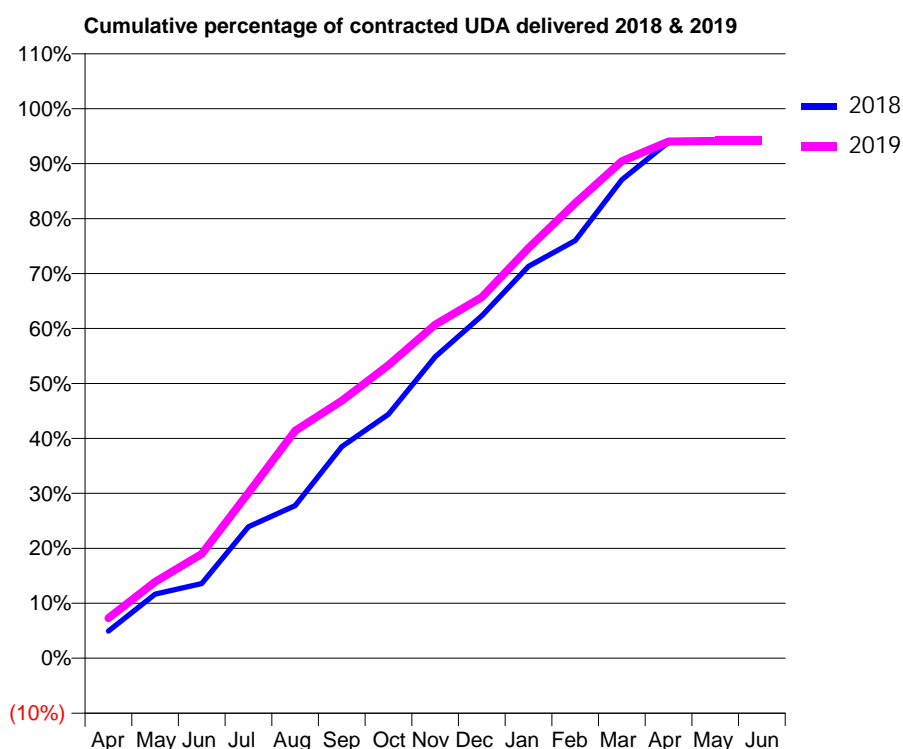
18/19 Contracted general activity (UDA)	2,911
Carry forward general activity (UDA)	0
18/19 Contracted orthodontic activity (UOA)	0
Carry forward orthodontic activity (UOA)	0
Baseline contract value	£64,115.33

ACCESS*

Patients seen in 24 months	Total	Change since previous quarter
Quarter ending March 2018	1,604	
Quarter ending June 2018	1,596	→
Quarter ending September 2018	1,606	→
Quarter ending December 2018	1,573	↓
Quarter ending March 2019	1,576	→
Variance since March 2018	(1.7%)	↓



ACTIVITY



Adjusted Scheduled Activity (UDA)		
Month	2018	2019
April	153	212
May	362	405
June	421	552
July	742	876
August	861	1,205
September	1,193	1,364
October	1,376	1,553
November	1,701	1,767
December	1,932	1,912
January	2,211	2,173
February	2,355	2,411
March	2,699	2,633
April	2,911	2,737
May	2,911	2,740
June	2,911	2,740

QUALITY

	Quantity	Base Number	Contract	AT	Region	England
% of FP17s for the same patient ID Re-attending within 3 months - Children	71	1,576	4.5%	9.6%	11.3%	11.8%
% of FP17s for the same patient ID Re-attending within 3 months - Adults	45	515	8.7%	15.2%	15.4%	15.7%
% of FP17s for the same patient ID Re-attending between 3 & 9 months - Children	932	1,576	59.1%	60.2%	61.3%	58.9%
% of FP17s for the same patient ID Re-attending between 3 & 9 months - Adults	285	515	55.3%	51.3%	52.1%	50.8%
% of FP17s for Band 1 Urgent Courses	79	2,042	3.9%	9.5%	9.5%	9.1%
% of FP17s Relating to Free Repair or Replacements	2	2,042	0.1%	0.5%	0.6%	0.8%
% of FP17s Relating to Continuations	10	2,042	0.5%	0.8%	0.8%	0.9%
% of Patients satisfied with the dentistry they have received	0	0	N/A	92.4%	92.4%	92.5%
% of Patients satisfied with the time they had to wait for an appointment	0	0	N/A	88.4%	86.3%	87.0%

* This is based on patients treated on this contract for their most recent course of treatment.

Figures in italics indicate the base number of FP17s or Patient Questionnaire responses are less than 100. N/A is shown where the base number of responses is less than 10 during the period. % is calculated as Quantity/Base number*100

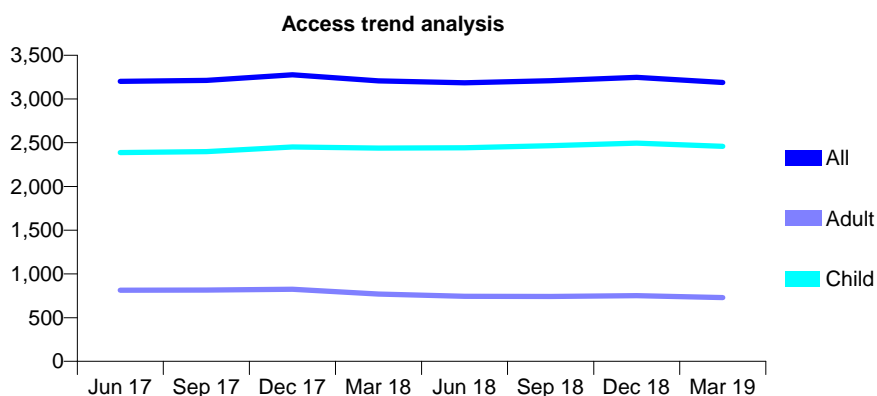
Q68 - Vital Signs At a Glance Contract Report for 981893/0001 - Year end March 2019

Name or company name	MS MN VO
Contract type name	GDS Contract
Purpose of contract	General
Contract start date	18/08/2014
Contract end date	

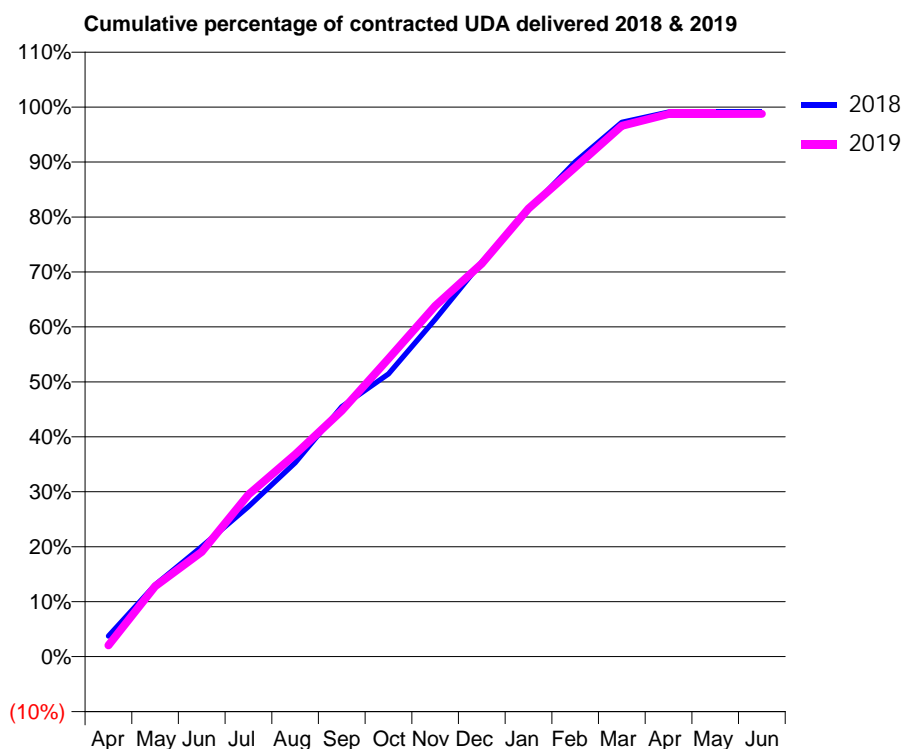
18/19 Contracted general activity (UDA)	6,000
Carry forward general activity (UDA)	51
18/19 Contracted orthodontic activity (UOA)	0
Carry forward orthodontic activity (UOA)	0
Baseline contract value	£152,152.08

ACCESS*

Patients seen in 24 months	Total	Change since previous quarter
Quarter ending March 2018	3,208	
Quarter ending June 2018	3,185	→
Quarter ending September 2018	3,209	→
Quarter ending December 2018	3,247	→
Quarter ending March 2019	3,188	↓
Variance since March 2018	(0.6%)	→



ACTIVITY



Month	Adjusted Scheduled Activity (UDA)	
	2018	2019
April	225	123
May	785	768
June	1,202	1,144
July	1,639	1,770
August	2,116	2,208
September	2,729	2,684
October	3,087	3,252
November	3,683	3,829
December	4,307	4,290
January	4,876	4,891
February	5,401	5,343
March	5,833	5,794
April	5,946	5,924
May	5,948	5,924
June	5,948	5,925

QUALITY

	Quantity	Base Number	Contract	AT	Region	England
% of FP17s for the same patient ID Re-attending within 3 months - Children	227	3,650	6.2%	9.6%	11.3%	11.8%
% of FP17s for the same patient ID Re-attending within 3 months - Adults	48	513	9.4%	15.2%	15.4%	15.7%
% of FP17s for the same patient ID Re-attending between 3 & 9 months - Children	2,281	3,650	62.5%	60.2%	61.3%	58.9%
% of FP17s for the same patient ID Re-attending between 3 & 9 months - Adults	177	513	34.5%	51.3%	52.1%	50.8%
% of FP17s for Band 1 Urgent Courses	228	4,171	5.5%	9.5%	9.5%	9.1%
% of FP17s Relating to Free Repair or Replacements	1	4,171	0.0%	0.5%	0.6%	0.8%
% of FP17s Relating to Continuations	2	4,171	0.0%	0.8%	0.8%	0.9%
% of Patients satisfied with the dentistry they have received	2	3	N/A	92.4%	92.4%	92.5%
% of Patients satisfied with the time they had to wait for an appointment	1	3	N/A	88.4%	86.3%	87.0%

* This is based on patients treated on this contract for their most recent course of treatment. Figures in italics indicate the base number of FP17s or Patient Questionnaire responses are less than 100. N/A is shown where the base number of responses is less than 10 during the period. % is calculated as Quantity/Base number*100

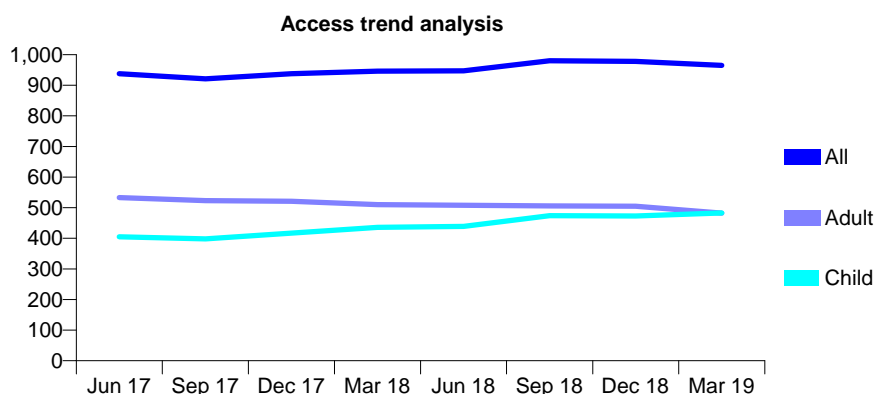
Q68 - Vital Signs At a Glance Contract Report for 982784/0001 - Year end March 2019

Name or company name	MISS ME DAVIES
Contract type name	GDS Contract
Purpose of contract	General
Contract start date	01/04/2006
Contract end date	

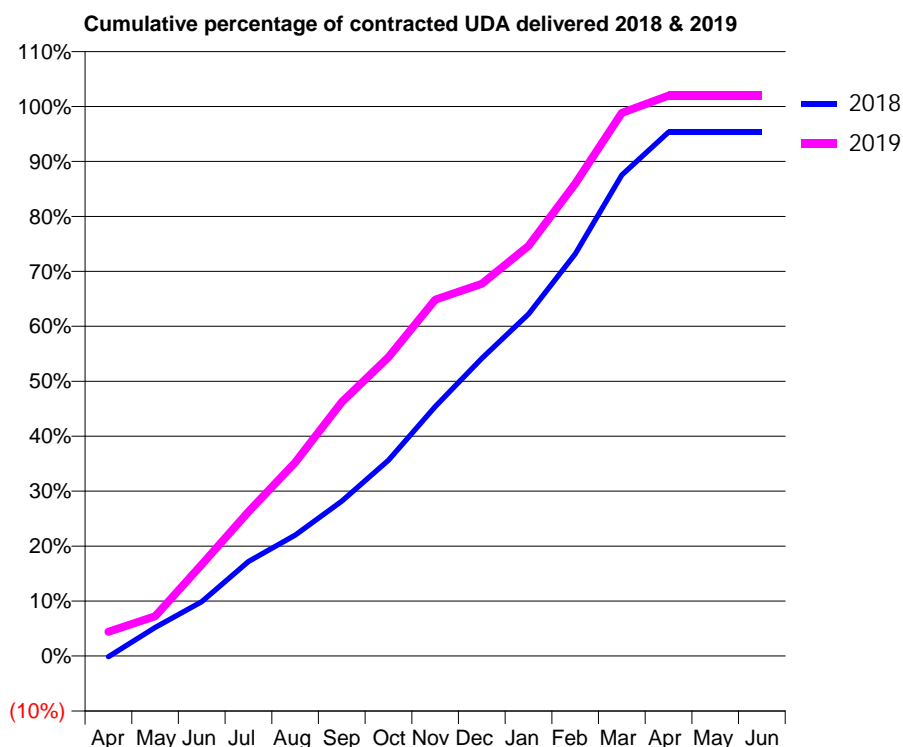
18/19 Contracted general activity (UDA)	2,505
Carry forward general activity (UDA)	0
18/19 Contracted orthodontic activity (UOA)	0
Carry forward orthodontic activity (UOA)	0
Baseline contract value	£59,415.61

ACCESS*

Patients seen in 24 months	Total	Change since previous quarter
Quarter ending March 2018	946	
Quarter ending June 2018	947	→
Quarter ending September 2018	980	↑
Quarter ending December 2018	978	→
Quarter ending March 2019	965	↓
Variance since March 2018	2.0%	↑



ACTIVITY



Month	Adjusted Scheduled Activity (UDA)	
	2018	2019
April	-4	111
May	131	182
June	248	417
July	430	657
August	551	883
September	706	1,157
October	893	1,363
November	1,137	1,624
December	1,357	1,697
January	1,559	1,869
February	1,833	2,153
March	2,192	2,476
April	2,388	2,554
May	2,388	2,554
June	2,388	2,554

QUALITY

	Quantity	Base Number	Contract	AT	Region	England
% of FP17s for the same patient ID Re-attending within 3 months - Children	47	994	4.7%	9.6%	11.3%	11.8%
% of FP17s for the same patient ID Re-attending within 3 months - Adults	96	785	12.2%	15.2%	15.4%	15.7%
% of FP17s for the same patient ID Re-attending between 3 & 9 months - Children	788	994	79.3%	60.2%	61.3%	58.9%
% of FP17s for the same patient ID Re-attending between 3 & 9 months - Adults	572	785	72.9%	51.3%	52.1%	50.8%
% of FP17s for Band 1 Urgent Courses	61	1,747	3.5%	9.5%	9.5%	9.1%
% of FP17s Relating to Free Repair or Replacements	5	1,747	0.3%	0.5%	0.6%	0.8%
% of FP17s Relating to Continuations	0	1,747	0.0%	0.8%	0.8%	0.9%
% of Patients satisfied with the dentistry they have received	0	0	N/A	92.4%	92.4%	92.5%
% of Patients satisfied with the time they had to wait for an appointment	0	0	N/A	88.4%	86.3%	87.0%

* This is based on patients treated on this contract for their most recent course of treatment. Figures in italics indicate the base number of FP17s or Patient Questionnaire responses are less than 100. N/A is shown where the base number of responses is less than 10 during the period. % is calculated as Quantity/Base number*100

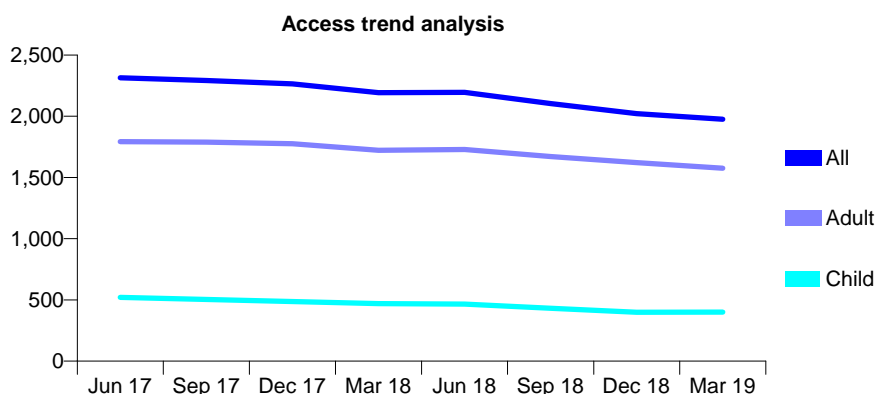
Q68 - Vital Signs At a Glance Contract Report for 993980/0002 - Year end March 2019

Name or company name	MISS SH WILKINSON
Contract type name	GDS Contract
Purpose of contract	General
Contract start date	01/07/2007
Contract end date	

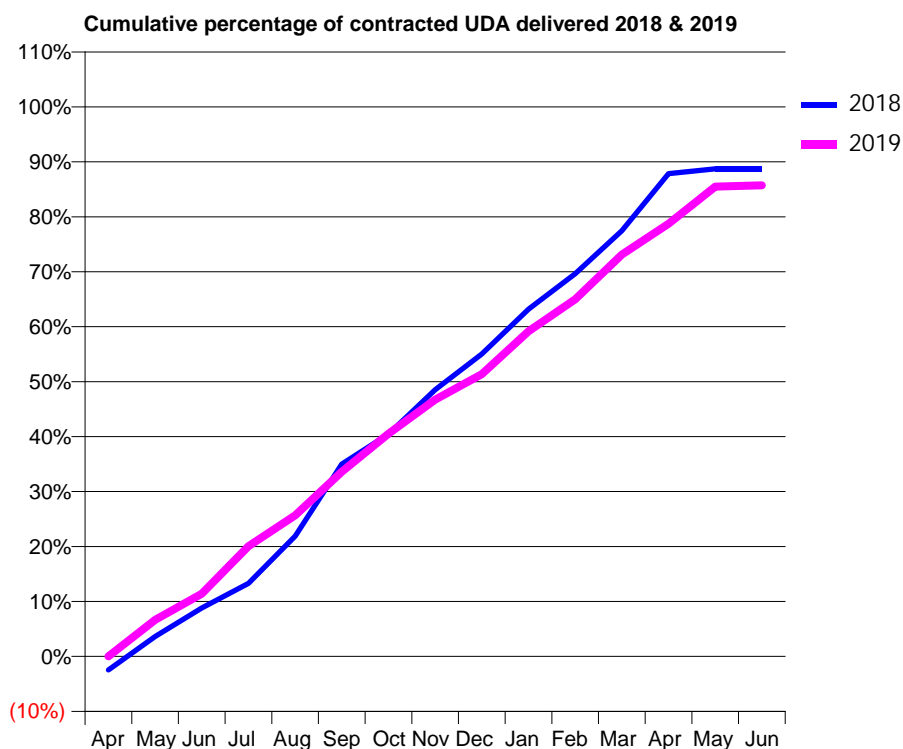
18/19 Contracted general activity (UDA)	6,500
Carry forward general activity (UDA)	0
18/19 Contracted orthodontic activity (UOA)	0
Carry forward orthodontic activity (UOA)	0
Baseline contract value	£169,675.56

ACCESS*

Patients seen in 24 months	Total	Change since previous quarter
Quarter ending March 2018	2,192	
Quarter ending June 2018	2,195	→
Quarter ending September 2018	2,104	↓
Quarter ending December 2018	2,021	↓
Quarter ending March 2019	1,976	↓
Variance since March 2018	(9.9%)	↓



ACTIVITY



Month	Adjusted Scheduled Activity (UDA)	
	2018	2019
April	-161	0
May	236	433
June	573	742
July	866	1,304
August	1,424	1,670
September	2,274	2,184
October	2,630	2,633
November	3,154	3,037
December	3,577	3,338
January	4,106	3,845
February	4,528	4,225
March	5,034	4,752
April	5,711	5,118
May	5,767	5,556
June	5,767	5,572

QUALITY

	Quantity	Base Number	Contract	AT	Region	England
% of FP17s for the same patient ID Re-attending within 3 months - Children	9	374	2.4%	9.6%	11.3%	11.8%
% of FP17s for the same patient ID Re-attending within 3 months - Adults	160	1,580	10.1%	15.2%	15.4%	15.7%
% of FP17s for the same patient ID Re-attending between 3 & 9 months - Children	159	374	42.5%	60.2%	61.3%	58.9%
% of FP17s for the same patient ID Re-attending between 3 & 9 months - Adults	688	1,580	43.5%	51.3%	52.1%	50.8%
% of FP17s for Band 1 Urgent Courses	1	1,966	0.1%	9.5%	9.5%	9.1%
% of FP17s Relating to Free Repair or Replacements	27	1,966	1.4%	0.5%	0.6%	0.8%
% of FP17s Relating to Continuations	16	1,966	0.8%	0.8%	0.8%	0.9%
% of Patients satisfied with the dentistry they have received	0	0	N/A	92.4%	92.4%	92.5%
% of Patients satisfied with the time they had to wait for an appointment	0	0	N/A	88.4%	86.3%	87.0%

* This is based on patients treated on this contract for their most recent course of treatment. Figures in italics indicate the base number of FP17s or Patient Questionnaire responses are less than 100. N/A is shown where the base number of responses is less than 10 during the period. % is calculated as Quantity/Base number*100

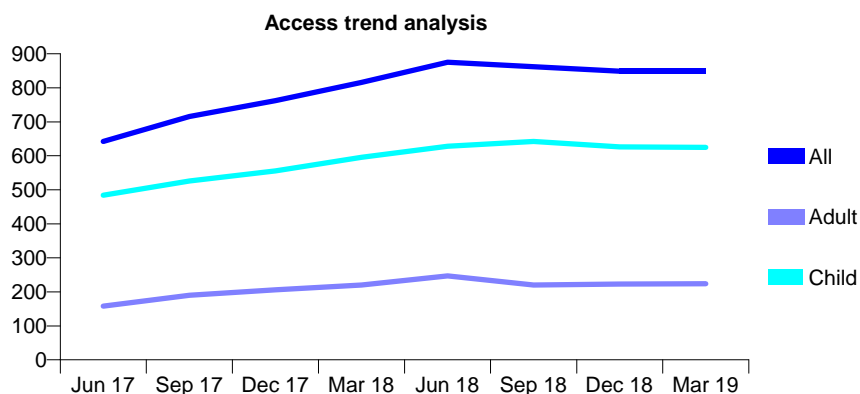
Q69 - Vital Signs At a Glance Contract Report for 100194/0000 - Year end March 2019

Name or company name	Chalfont St Peter Partnership
Contract type name	GDS Contract
Purpose of contract	General
Contract start date	01/08/2016
Contract end date	

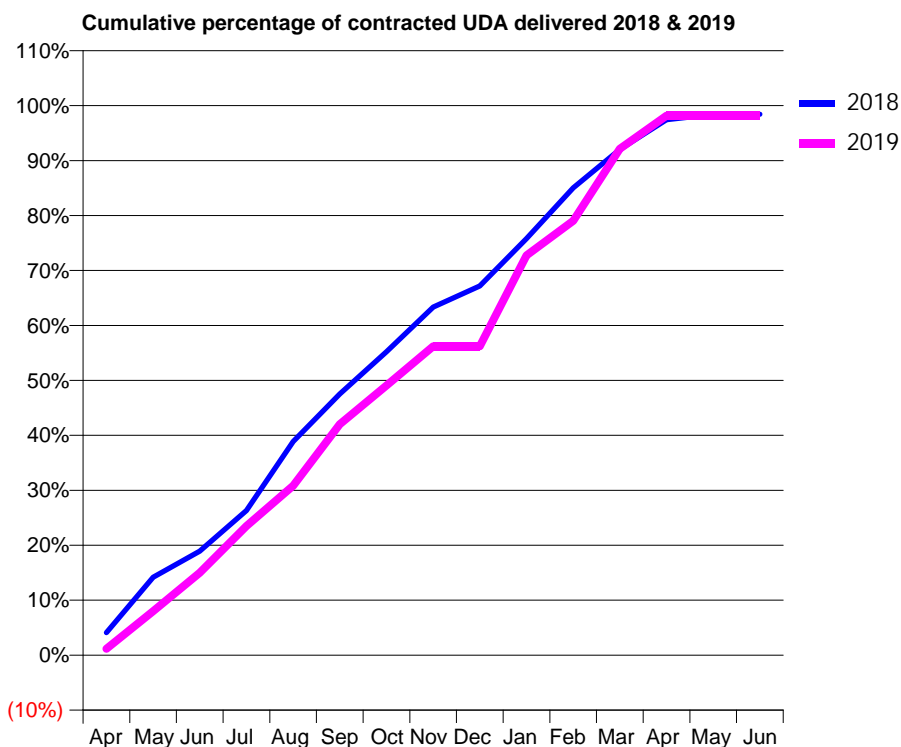
18/19 Contracted general activity (UDA)	1,744
Carry forward general activity (UDA)	24
18/19 Contracted orthodontic activity (UOA)	0
Carry forward orthodontic activity (UOA)	0
Baseline contract value	£45,609.58

ACCESS*

Patients seen in 24 months	Total	Change since previous quarter
Quarter ending March 2018	816	
Quarter ending June 2018	875	↑
Quarter ending September 2018	862	↓
Quarter ending December 2018	849	↓
Quarter ending March 2019	849	→
Variance since March 2018	4.0%	↑



ACTIVITY



Month	Adjusted Scheduled Activity (UDA)	
	2018	2019
April	66	20
May	227	140
June	303	261
July	421	410
August	622	538
September	761	733
October	884	856
November	1,013	980
December	1,075	980
January	1,213	1,268
February	1,360	1,378
March	1,472	1,607
April	1,559	1,712
May	1,574	1,712
June	1,575	1,712

QUALITY

	Quantity	Base Number	Contract	AT	Region	England
% of FP17s for the same patient ID Re-attending within 3 months - Children	40	846	4.7%	11.4%	11.3%	11.8%
% of FP17s for the same patient ID Re-attending within 3 months - Adults	9	173	5.2%	14.9%	15.4%	15.7%
% of FP17s for the same patient ID Re-attending between 3 & 9 months - Children	457	846	54.0%	58.4%	61.3%	58.9%
% of FP17s for the same patient ID Re-attending between 3 & 9 months - Adults	72	173	41.6%	49.0%	52.1%	50.8%
% of FP17s for Band 1 Urgent Courses	31	1,002	3.1%	9.7%	9.5%	9.1%
% of FP17s Relating to Free Repair or Replacements	0	1,002	0.0%	0.7%	0.6%	0.8%
% of FP17s Relating to Continuations	4	1,002	0.4%	0.6%	0.8%	0.9%
% of Patients satisfied with the dentistry they have received	0	0	N/A	92.3%	92.4%	92.5%
% of Patients satisfied with the time they had to wait for an appointment	0	0	N/A	84.2%	86.3%	87.0%

* This is based on patients treated on this contract for their most recent course of treatment. Figures in italics indicate the base number of FP17s or Patient Questionnaire responses are less than 100. N/A is shown where the base number of responses is less than 10 during the period. % is calculated as Quantity/Base number*100

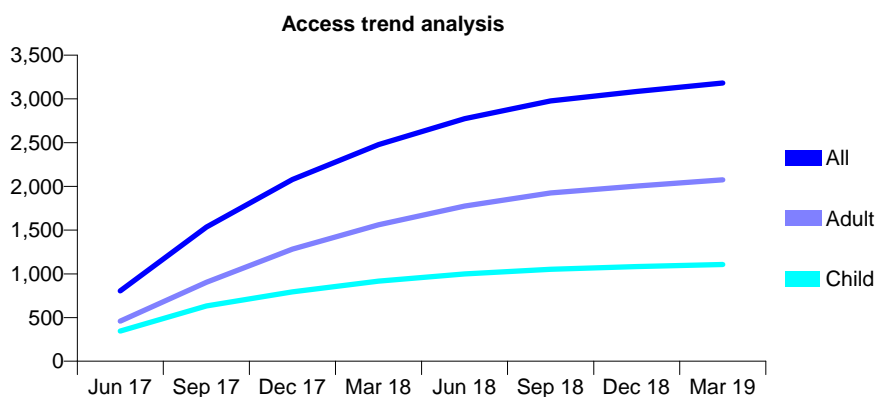
Q69 - Vital Signs At a Glance Contract Report for 100313/0000 - Year end March 2019

Name or company name	OPTIMA CARE (MAIDENHEAD) Ltd
Contract type name	GDS Contract
Purpose of contract	General
Contract start date	01/04/2017
Contract end date	

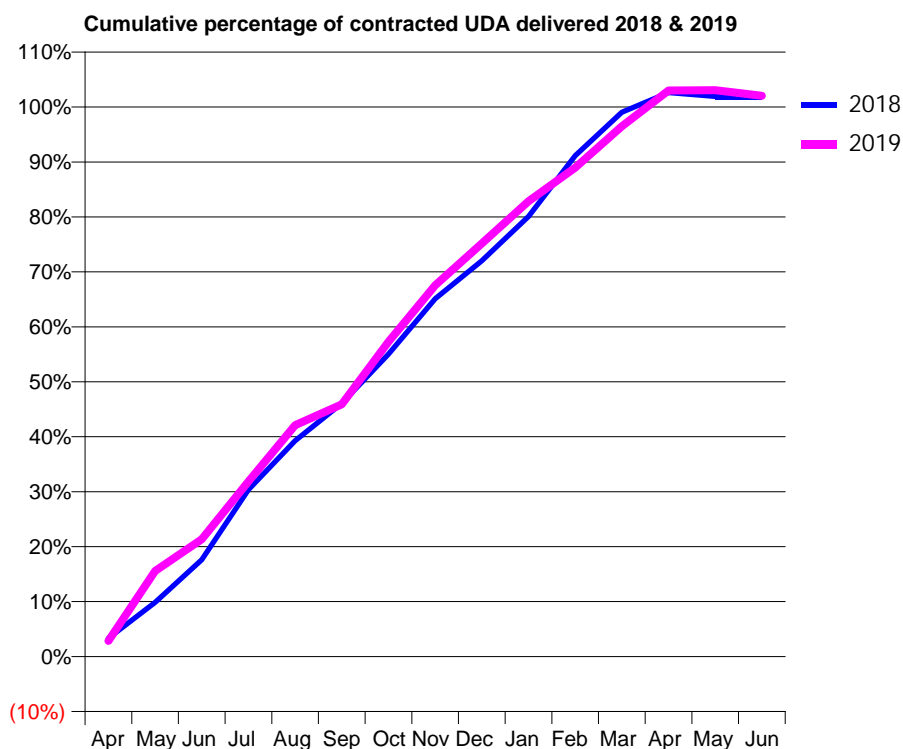
18/19 Contracted general activity (UDA)	6,869
Carry forward general activity (UDA)	0
18/19 Contracted orthodontic activity (UOA)	0
Carry forward orthodontic activity (UOA)	0
Baseline contract value	£181,336.27

ACCESS*

Patients seen in 24 months	Total	Change since previous quarter
Quarter ending March 2018	2,478	
Quarter ending June 2018	2,774	↑
Quarter ending September 2018	2,977	↑
Quarter ending December 2018	3,086	↑
Quarter ending March 2019	3,182	↑
Variance since March 2018	28.4%	↑



ACTIVITY



Month	Adjusted Scheduled Activity (UDA)	
	2018	2019
April	231	196
May	677	1,071
June	1,210	1,466
July	2,085	2,188
August	2,696	2,894
September	3,162	3,152
October	3,778	3,935
November	4,470	4,640
December	4,943	5,164
January	5,496	5,689
February	6,256	6,112
March	6,799	6,626
April	7,044	7,075
May	6,996	7,078
June	6,996	7,009

QUALITY

	Quantity	Base Number	Contract	AT	Region	England
% of FP17s for the same patient ID Re-attending within 3 months - Children	76	1,469	5.2%	11.4%	11.3%	11.8%
% of FP17s for the same patient ID Re-attending within 3 months - Adults	197	2,242	8.8%	14.9%	15.4%	15.7%
% of FP17s for the same patient ID Re-attending between 3 & 9 months - Children	724	1,469	49.3%	58.4%	61.3%	58.9%
% of FP17s for the same patient ID Re-attending between 3 & 9 months - Adults	762	2,242	34.0%	49.0%	52.1%	50.8%
% of FP17s for Band 1 Urgent Courses	299	3,255	9.2%	9.7%	9.5%	9.1%
% of FP17s Relating to Free Repair or Replacements	8	3,255	0.2%	0.7%	0.6%	0.8%
% of FP17s Relating to Continuations	5	3,255	0.2%	0.6%	0.8%	0.9%
% of Patients satisfied with the dentistry they have received	2	2	N/A	92.3%	92.4%	92.5%
% of Patients satisfied with the time they had to wait for an appointment	2	2	N/A	84.2%	86.3%	87.0%

* This is based on patients treated on this contract for their most recent course of treatment. Figures in italics indicate the base number of FP17s or Patient Questionnaire responses are less than 100. N/A is shown where the base number of responses is less than 10 during the period. % is calculated as Quantity/Base number*100

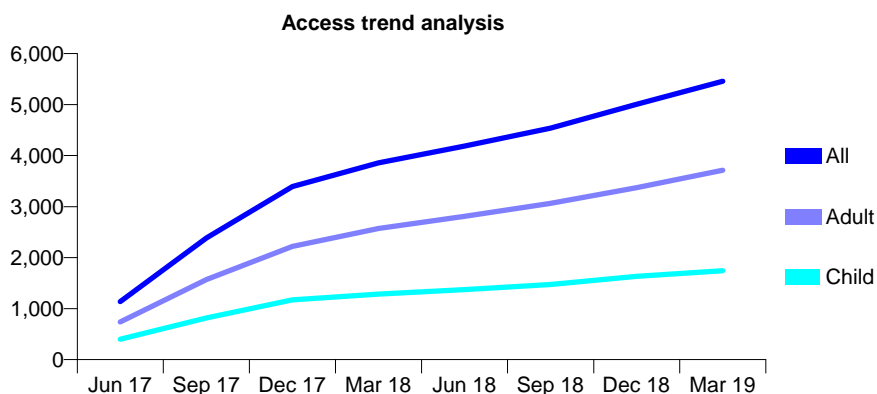
Q69 - Vital Signs At a Glance Contract Report for 100322/0000 - Year end March 2019

Name or company name	Mr F Tahir
Contract type name	GDS Contract
Purpose of contract	General
Contract start date	01/04/2017
Contract end date	

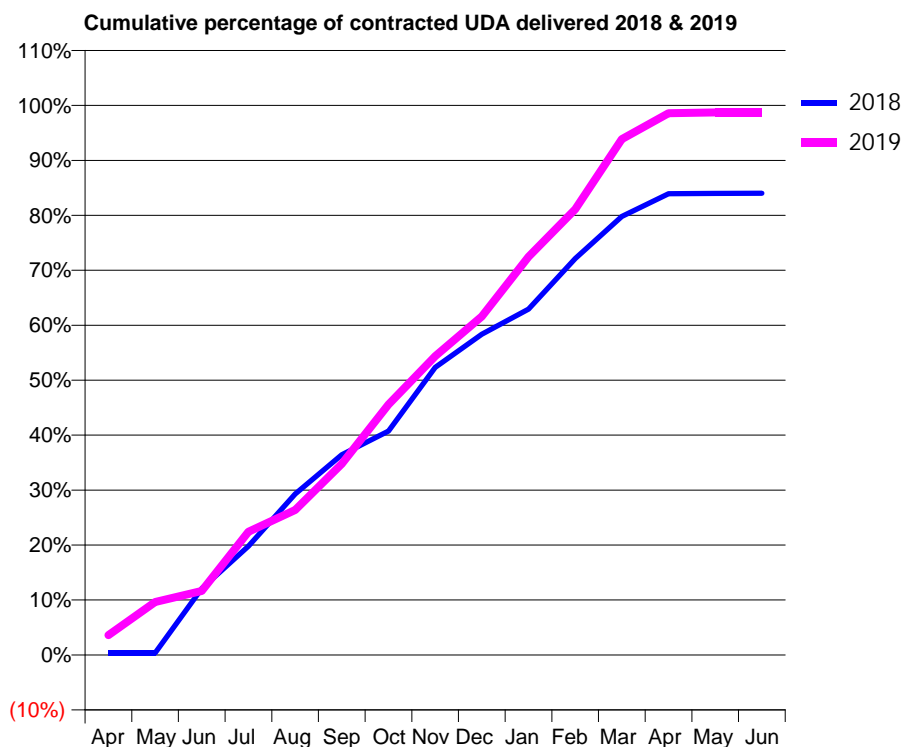
18/19 Contracted general activity (UDA)	13,340
Carry forward general activity (UDA)	0
18/19 Contracted orthodontic activity (UOA)	0
Carry forward orthodontic activity (UOA)	0
Baseline contract value	£308,959.66

ACCESS*

Patients seen in 24 months	Total	Change since previous quarter
Quarter ending March 2018	3,858	
Quarter ending June 2018	4,188	↑
Quarter ending September 2018	4,539	↑
Quarter ending December 2018	5,006	↑
Quarter ending March 2019	5,457	↑
Variance since March 2018	41.4%	↑



ACTIVITY



Month	Adjusted Scheduled Activity (UDA)	
	2018	2019
April	49	482
May	49	1,286
June	1,617	1,556
July	2,653	2,990
August	3,927	3,521
September	4,882	4,639
October	5,456	6,078
November	7,011	7,253
December	7,819	8,219
January	8,432	9,665
February	9,663	10,818
March	10,690	12,520
April	11,245	13,150
May	11,251	13,171
June	11,253	13,171

QUALITY

	Quantity	Base Number	Contract	AT	Region	England
% of FP17s for the same patient ID Re-attending within 3 months - Children	157	2,403	6.5%	11.4%	11.3%	11.8%
% of FP17s for the same patient ID Re-attending within 3 months - Adults	604	4,683	12.9%	14.9%	15.4%	15.7%
% of FP17s for the same patient ID Re-attending between 3 & 9 months - Children	1,291	2,403	53.7%	58.4%	61.3%	58.9%
% of FP17s for the same patient ID Re-attending between 3 & 9 months - Adults	2,219	4,683	47.4%	49.0%	52.1%	50.8%
% of FP17s for Band 1 Urgent Courses	582	7,115	8.2%	9.7%	9.5%	9.1%
% of FP17s Relating to Free Repair or Replacements	64	7,115	0.9%	0.7%	0.6%	0.8%
% of FP17s Relating to Continuations	17	7,115	0.2%	0.6%	0.8%	0.9%
% of Patients satisfied with the dentistry they have received	1	2	N/A	92.3%	92.4%	92.5%
% of Patients satisfied with the time they had to wait for an appointment	2	2	N/A	84.2%	86.3%	87.0%

* This is based on patients treated on this contract for their most recent course of treatment.

Figures in italics indicate the base number of FP17s or Patient Questionnaire responses are less than 100. N/A is shown where the base number of responses is less than 10 during the period. % is calculated as Quantity/Base number*100

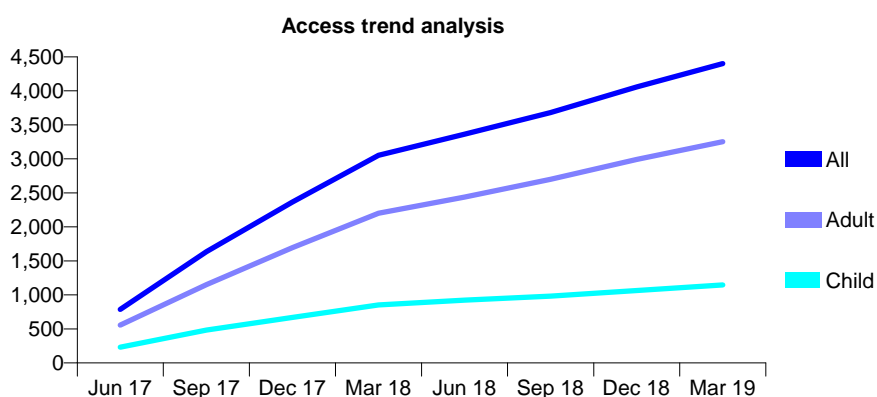
Q69 - Vital Signs At a Glance Contract Report for 100323/0000 - Year end March 2019

Name or company name	Mr F Tahir
Contract type name	GDS Contract
Purpose of contract	General
Contract start date	01/04/2017
Contract end date	

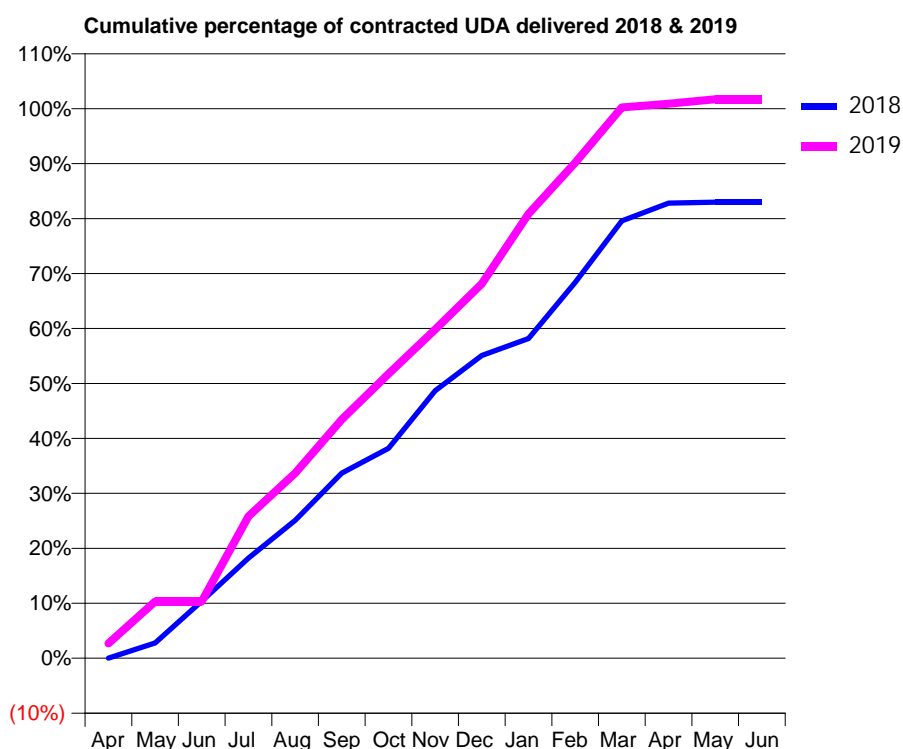
18/19 Contracted general activity (UDA)	12,351
Carry forward general activity (UDA)	0
18/19 Contracted orthodontic activity (UOA)	0
Carry forward orthodontic activity (UOA)	0
Baseline contract value	£285,787.95

ACCESS*

Patients seen in 24 months	Total	Change since previous quarter
Quarter ending March 2018	3,053	
Quarter ending June 2018	3,363	↑
Quarter ending September 2018	3,682	↑
Quarter ending December 2018	4,057	↑
Quarter ending March 2019	4,400	↑
Variance since March 2018	44.1%	↑



ACTIVITY



Month	Adjusted Scheduled Activity (UDA)	
	2018	2019
April	0	334
May	342	1,275
June	1,281	1,275
July	2,248	3,188
August	3,102	4,162
September	4,162	5,364
October	4,720	6,388
November	6,011	7,389
December	6,806	8,415
January	7,185	9,985
February	8,448	11,137
March	9,829	12,376
April	10,229	12,461
May	10,248	12,564
June	10,248	12,564

QUALITY

	Quantity	Base Number	Contract	AT	Region	England
% of FP17s for the same patient ID Re-attending within 3 months - Children	117	1,576	7.4%	11.4%	11.3%	11.8%
% of FP17s for the same patient ID Re-attending within 3 months - Adults	841	4,126	20.4%	14.9%	15.4%	15.7%
% of FP17s for the same patient ID Re-attending between 3 & 9 months - Children	796	1,576	50.5%	58.4%	61.3%	58.9%
% of FP17s for the same patient ID Re-attending between 3 & 9 months - Adults	1,653	4,126	40.1%	49.0%	52.1%	50.8%
% of FP17s for Band 1 Urgent Courses	656	5,579	11.8%	9.7%	9.5%	9.1%
% of FP17s Relating to Free Repair or Replacements	43	5,579	0.8%	0.7%	0.6%	0.8%
% of FP17s Relating to Continuations	18	5,579	0.3%	0.6%	0.8%	0.9%
% of Patients satisfied with the dentistry they have received	2	2	N/A	92.3%	92.4%	92.5%
% of Patients satisfied with the time they had to wait for an appointment	1	2	N/A	84.2%	86.3%	87.0%

* This is based on patients treated on this contract for their most recent course of treatment.

Figures in italics indicate the base number of FP17s or Patient Questionnaire responses are less than 100. N/A is shown where the base number of responses is less than 10 during the period. % is calculated as Quantity/Base number*100

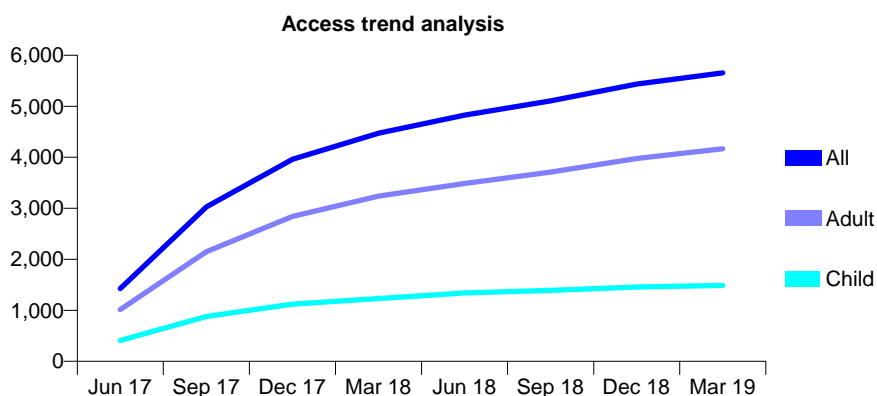
Q69 - Vital Signs At a Glance Contract Report for 100333/0000 - Year end March 2019

Name or company name	Dentalcare Limited
Contract type name	GDS Contract
Purpose of contract	General
Contract start date	01/04/2017
Contract end date	

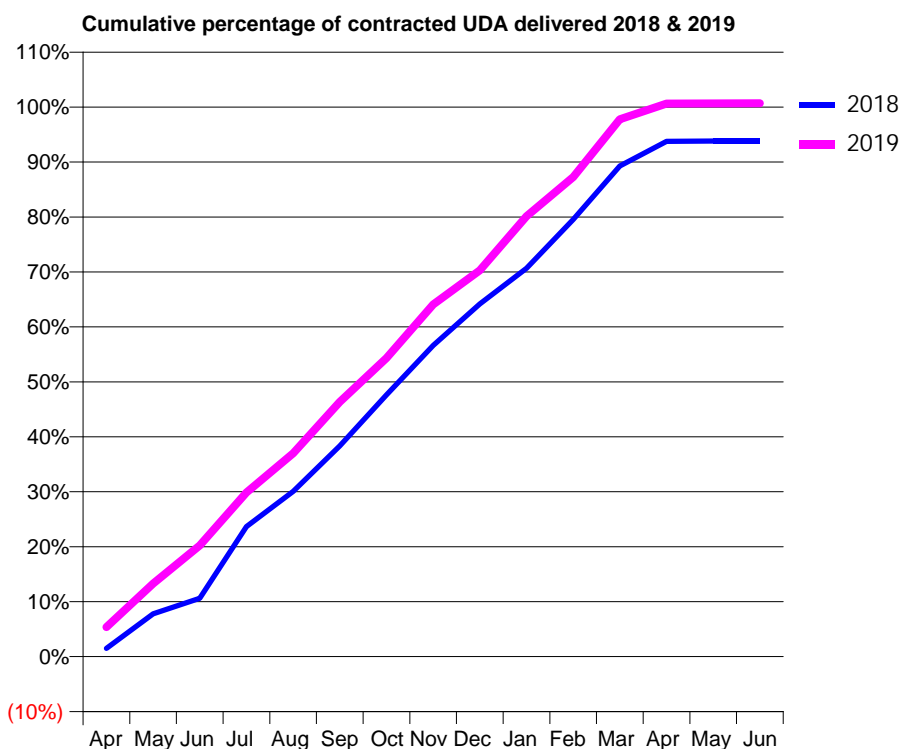
18/19 Contracted general activity (UDA)	15,195
Carry forward general activity (UDA)	0
18/19 Contracted orthodontic activity (UOA)	0
Carry forward orthodontic activity (UOA)	0
Baseline contract value	£351,640.10

ACCESS*

Patients seen in 24 months	Total	Change since previous quarter
Quarter ending March 2018	4,471	
Quarter ending June 2018	4,827	↑
Quarter ending September 2018	5,104	↑
Quarter ending December 2018	5,433	↑
Quarter ending March 2019	5,656	↑
Variance since March 2018	26.5%	↑



ACTIVITY



Month	Adjusted Scheduled Activity (UDA)	
	2018	2019
April	216	818
May	1,130	2,017
June	1,538	3,072
July	3,428	4,538
August	4,355	5,621
September	5,549	7,040
October	6,894	8,255
November	8,198	9,737
December	9,287	10,681
January	10,230	12,173
February	11,517	13,262
March	12,920	14,859
April	13,570	15,290
May	13,579	15,295
June	13,580	15,301

QUALITY

	Quantity	Base Number	Contract	AT	Region	England
% of FP17s for the same patient ID Re-attending within 3 months - Children	123	2,354	5.2%	11.4%	11.3%	11.8%
% of FP17s for the same patient ID Re-attending within 3 months - Adults	895	6,190	14.5%	14.9%	15.4%	15.7%
% of FP17s for the same patient ID Re-attending between 3 & 9 months - Children	1,525	2,354	64.8%	58.4%	61.3%	58.9%
% of FP17s for the same patient ID Re-attending between 3 & 9 months - Adults	3,409	6,190	55.1%	49.0%	52.1%	50.8%
% of FP17s for Band 1 Urgent Courses	711	8,462	8.4%	9.7%	9.5%	9.1%
% of FP17s Relating to Free Repair or Replacements	70	8,462	0.8%	0.7%	0.6%	0.8%
% of FP17s Relating to Continuations	27	8,462	0.3%	0.6%	0.8%	0.9%
% of Patients satisfied with the dentistry they have received	4	5	N/A	92.3%	92.4%	92.5%
% of Patients satisfied with the time they had to wait for an appointment	4	5	N/A	84.2%	86.3%	87.0%

* This is based on patients treated on this contract for their most recent course of treatment. Figures in italics indicate the base number of FP17s or Patient Questionnaire responses are less than 100. N/A is shown where the base number of responses is less than 10 during the period. % is calculated as Quantity/Base number*100

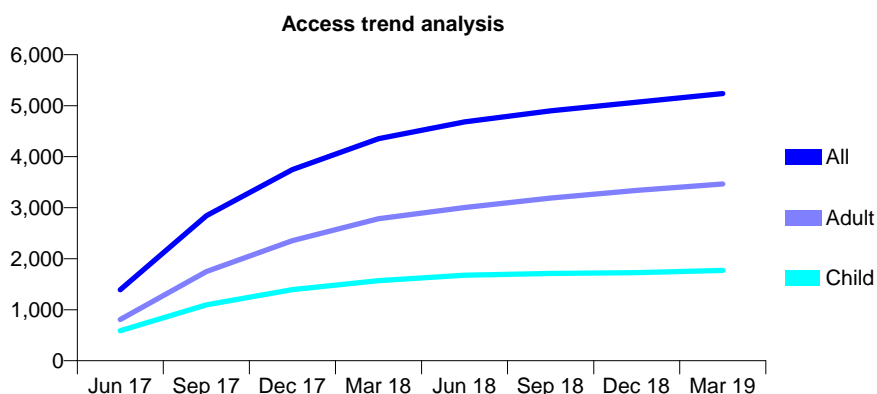
Q69 - Vital Signs At a Glance Contract Report for 100347/0000 - Year end March 2019

Name or company name	PURESMILE EARLEY LTD
Contract type name	GDS Contract
Purpose of contract	General
Contract start date	01/04/2017
Contract end date	

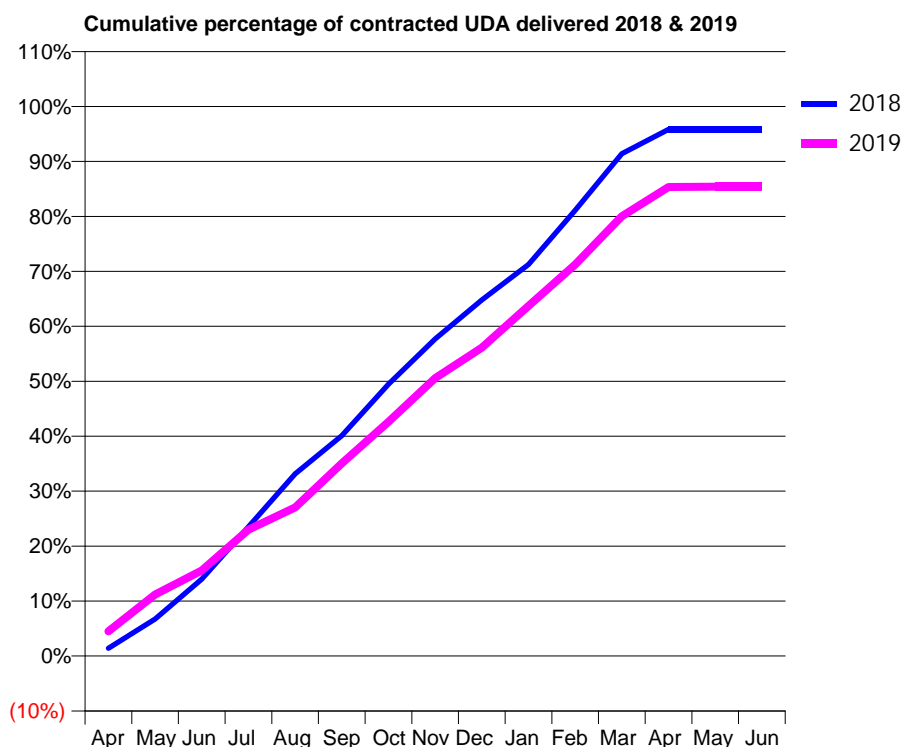
18/19 Contracted general activity (UDA)	15,151
Carry forward general activity (UDA)	0
18/19 Contracted orthodontic activity (UOA)	0
Carry forward orthodontic activity (UOA)	0
Baseline contract value	£344,496.65

ACCESS*

Patients seen in 24 months	Total	Change since previous quarter
Quarter ending March 2018	4,354	
Quarter ending June 2018	4,683	↑
Quarter ending September 2018	4,897	↑
Quarter ending December 2018	5,069	↑
Quarter ending March 2019	5,237	↑
Variance since March 2018	20.3%	↑



ACTIVITY



Month	Adjusted Scheduled Activity (UDA)	
	2018	2019
April	209	681
May	983	1,696
June	2,047	2,360
July	3,441	3,483
August	4,850	4,098
September	5,862	5,309
October	7,236	6,457
November	8,444	7,664
December	9,475	8,503
January	10,421	9,652
February	11,865	10,792
March	13,369	12,123
April	14,015	12,929
May	14,017	12,941
June	14,016	12,942

QUALITY

	Quantity	Base Number	Contract	AT	Region	England
% of FP17s for the same patient ID Re-attending within 3 months - Children	142	2,422	5.9%	11.4%	11.3%	11.8%
% of FP17s for the same patient ID Re-attending within 3 months - Adults	473	3,994	11.8%	14.9%	15.4%	15.7%
% of FP17s for the same patient ID Re-attending between 3 & 9 months - Children	1,390	2,422	57.4%	58.4%	61.3%	58.9%
% of FP17s for the same patient ID Re-attending between 3 & 9 months - Adults	2,096	3,994	52.5%	49.0%	52.1%	50.8%
% of FP17s for Band 1 Urgent Courses	541	6,454	8.4%	9.7%	9.5%	9.1%
% of FP17s Relating to Free Repair or Replacements	84	6,454	1.3%	0.7%	0.6%	0.8%
% of FP17s Relating to Continuations	19	6,454	0.3%	0.6%	0.8%	0.9%
% of Patients satisfied with the dentistry they have received	6	6	N/A	92.3%	92.4%	92.5%
% of Patients satisfied with the time they had to wait for an appointment	5	6	N/A	84.2%	86.3%	87.0%

* This is based on patients treated on this contract for their most recent course of treatment. Figures in italics indicate the base number of FP17s or Patient Questionnaire responses are less than 100. N/A is shown where the base number of responses is less than 10 during the period. % is calculated as Quantity/Base number*100

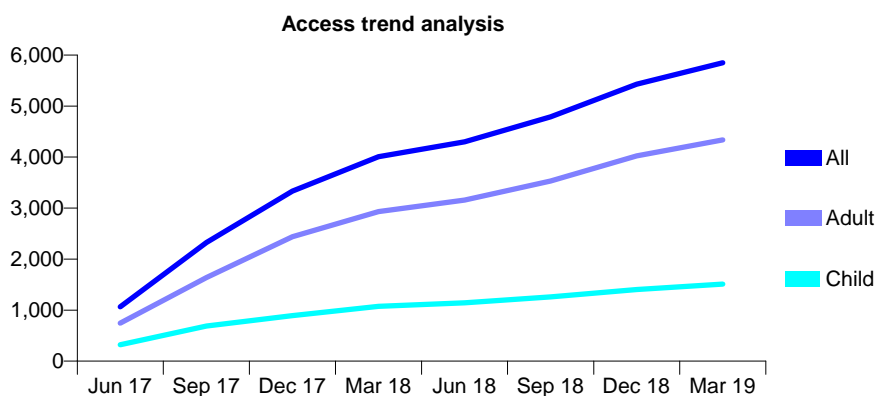
Q69 - Vital Signs At a Glance Contract Report for 100374/0000 - Year end March 2019

Name or company name	MR AF RAI
Contract type name	GDS Contract
Purpose of contract	General
Contract start date	01/04/2017
Contract end date	

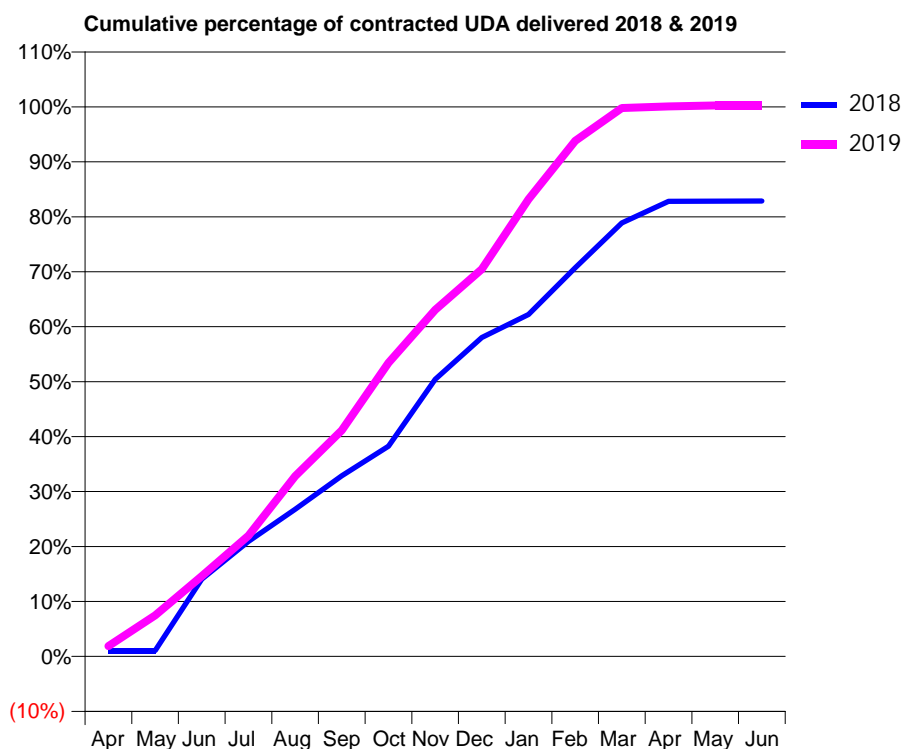
18/19 Contracted general activity (UDA)	15,000
Carry forward general activity (UDA)	0
18/19 Contracted orthodontic activity (UOA)	0
Carry forward orthodontic activity (UOA)	0
Baseline contract value	£323,017.17

ACCESS*

Patients seen in 24 months	Total	Change since previous quarter
Quarter ending March 2018	4,008	
Quarter ending June 2018	4,300	↑
Quarter ending September 2018	4,789	↑
Quarter ending December 2018	5,430	↑
Quarter ending March 2019	5,849	↑
Variance since March 2018	45.9%	↑



ACTIVITY



Month	Adjusted Scheduled Activity (UDA)	
	2018	2019
April	163	283
May	163	1,123
June	2,174	2,189
July	3,238	3,297
August	4,143	4,919
September	5,084	6,172
October	5,918	8,012
November	7,798	9,460
December	8,978	10,570
January	9,623	12,482
February	10,944	14,074
March	12,203	14,968
April	12,813	15,013
May	12,817	15,038
June	12,820	15,039

QUALITY

	Quantity	Base Number	Contract	AT	Region	England
% of FP17s for the same patient ID Re-attending within 3 months - Children	184	1,933	9.5%	11.4%	11.3%	11.8%
% of FP17s for the same patient ID Re-attending within 3 months - Adults	913	5,093	17.9%	14.9%	15.4%	15.7%
% of FP17s for the same patient ID Re-attending between 3 & 9 months - Children	829	1,933	42.9%	58.4%	61.3%	58.9%
% of FP17s for the same patient ID Re-attending between 3 & 9 months - Adults	1,876	5,093	36.8%	49.0%	52.1%	50.8%
% of FP17s for Band 1 Urgent Courses	979	6,806	14.4%	9.7%	9.5%	9.1%
% of FP17s Relating to Free Repair or Replacements	36	6,806	0.5%	0.7%	0.6%	0.8%
% of FP17s Relating to Continuations	152	6,806	2.2%	0.6%	0.8%	0.9%
% of Patients satisfied with the dentistry they have received	2	2	N/A	92.3%	92.4%	92.5%
% of Patients satisfied with the time they had to wait for an appointment	2	2	N/A	84.2%	86.3%	87.0%

* This is based on patients treated on this contract for their most recent course of treatment. Figures in italics indicate the base number of FP17s or Patient Questionnaire responses are less than 100. N/A is shown where the base number of responses is less than 10 during the period. % is calculated as Quantity/Base number*100

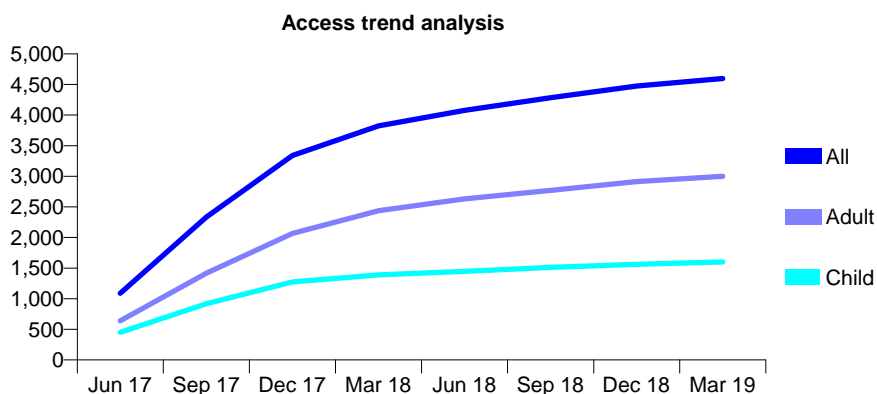
Q69 - Vital Signs At a Glance Contract Report for 100394/0000 - Year end March 2019

Name or company name	Puresmile Marlow
Contract type name	GDS Contract
Purpose of contract	General
Contract start date	01/04/2017
Contract end date	

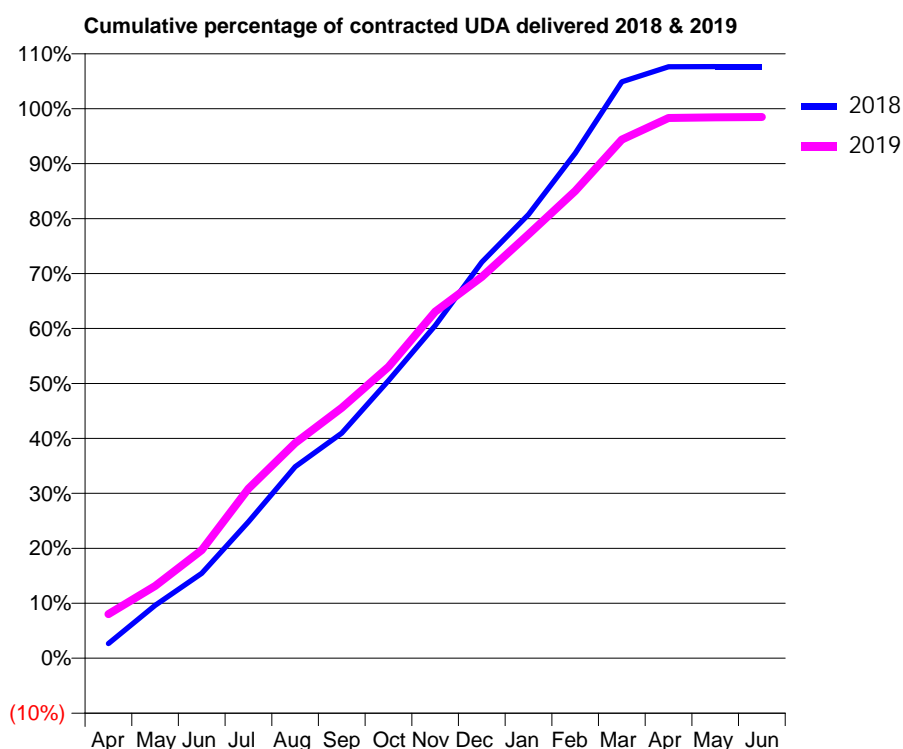
18/19 Contracted general activity (UDA)	13,080
Carry forward general activity (UDA)	-240
18/19 Contracted orthodontic activity (UOA)	0
Carry forward orthodontic activity (UOA)	0
Baseline contract value	£282,209.55

ACCESS*

Patients seen in 24 months	Total	Change since previous quarter
Quarter ending March 2018	3,824	
Quarter ending June 2018	4,077	↑
Quarter ending September 2018	4,284	↑
Quarter ending December 2018	4,473	↑
Quarter ending March 2019	4,599	↑
Variance since March 2018	20.3%	↑



ACTIVITY



Month	Adjusted Scheduled Activity (UDA)	
	2018	2019
April	319	1,049
May	1,155	1,722
June	1,855	2,571
July	2,979	4,036
August	4,182	5,121
September	4,918	5,961
October	6,062	6,935
November	7,265	8,248
December	8,647	9,075
January	9,689	10,089
February	11,027	11,120
March	12,583	12,343
April	12,915	12,858
May	12,917	12,872
June	12,917	12,881

QUALITY

	Quantity	Base Number	Contract	AT	Region	England
% of FP17s for the same patient ID Re-attending within 3 months - Children	168	2,424	6.9%	11.4%	11.3%	11.8%
% of FP17s for the same patient ID Re-attending within 3 months - Adults	559	3,649	15.3%	14.9%	15.4%	15.7%
% of FP17s for the same patient ID Re-attending between 3 & 9 months - Children	1,528	2,424	63.0%	58.4%	61.3%	58.9%
% of FP17s for the same patient ID Re-attending between 3 & 9 months - Adults	1,836	3,649	50.3%	49.0%	52.1%	50.8%
% of FP17s for Band 1 Urgent Courses	551	6,174	8.9%	9.7%	9.5%	9.1%
% of FP17s Relating to Free Repair or Replacements	97	6,174	1.6%	0.7%	0.6%	0.8%
% of FP17s Relating to Continuations	31	6,174	0.5%	0.6%	0.8%	0.9%
% of Patients satisfied with the dentistry they have received	3	3	N/A	92.3%	92.4%	92.5%
% of Patients satisfied with the time they had to wait for an appointment	3	3	N/A	84.2%	86.3%	87.0%

* This is based on patients treated on this contract for their most recent course of treatment. Figures in italics indicate the base number of FP17s or Patient Questionnaire responses are less than 100. N/A is shown where the base number of responses is less than 10 during the period. % is calculated as Quantity/Base number*100

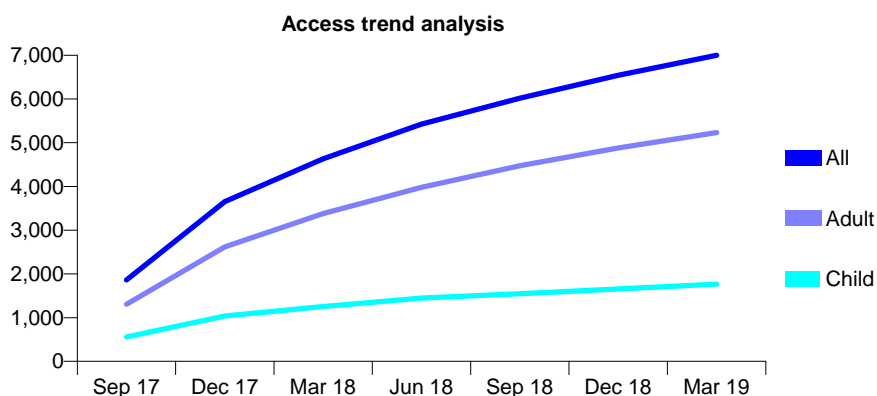
Q69 - Vital Signs At a Glance Contract Report for 100472/0000 - Year end March 2019

Name or company name	Rodericks Dental Limited
Contract type name	GDS Contract
Purpose of contract	General
Contract start date	01/07/2017
Contract end date	

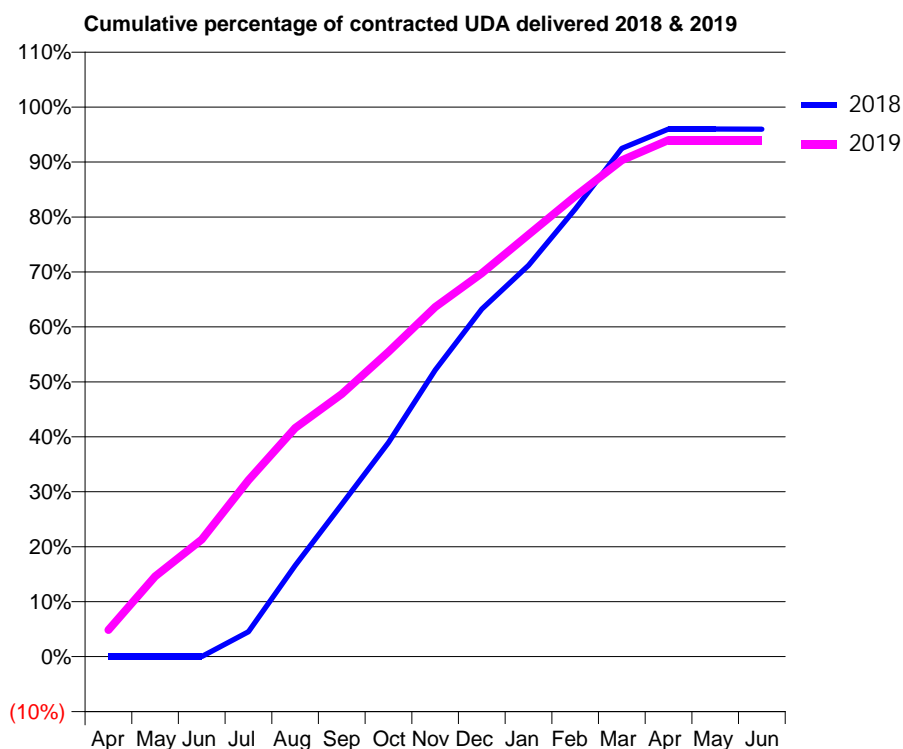
18/19 Contracted general activity (UDA)	18,000
Carry forward general activity (UDA)	104
18/19 Contracted orthodontic activity (UOA)	0
Carry forward orthodontic activity (UOA)	0
Baseline contract value	£471,286.80

ACCESS*

Patients seen in 24 months	Total	Change since previous quarter
Quarter ending March 2018	4,633	
Quarter ending June 2018	5,427	↑
Quarter ending September 2018	6,019	↑
Quarter ending December 2018	6,540	↑
Quarter ending March 2019	6,999	↑
Variance since March 2018	51.1%	↑



ACTIVITY



Month	Adjusted Scheduled Activity (UDA)	
	2018	2019
April	0	871
May	0	2,626
June	0	3,833
July	612	5,782
August	2,247	7,489
September	3,753	8,598
October	5,278	9,985
November	7,062	11,449
December	8,563	12,558
January	9,641	13,822
February	11,030	15,075
March	12,525	16,258
April	13,003	16,920
May	12,999	16,921
June	12,996	16,918

QUALITY

	Quantity	Base Number	Contract	AT	Region	England
% of FP17s for the same patient ID Re-attending within 3 months - Children	155	2,280	6.8%	11.4%	11.3%	11.8%
% of FP17s for the same patient ID Re-attending within 3 months - Adults	769	6,055	12.7%	14.9%	15.4%	15.7%
% of FP17s for the same patient ID Re-attending between 3 & 9 months - Children	1,154	2,280	50.6%	58.4%	61.3%	58.9%
% of FP17s for the same patient ID Re-attending between 3 & 9 months - Adults	2,462	6,055	40.7%	49.0%	52.1%	50.8%
% of FP17s for Band 1 Urgent Courses	598	8,110	7.4%	9.7%	9.5%	9.1%
% of FP17s Relating to Free Repair or Replacements	54	8,110	0.7%	0.7%	0.6%	0.8%
% of FP17s Relating to Continuations	67	8,110	0.8%	0.6%	0.8%	0.9%
% of Patients satisfied with the dentistry they have received	0	0	N/A	92.3%	92.4%	92.5%
% of Patients satisfied with the time they had to wait for an appointment	0	0	N/A	84.2%	86.3%	87.0%

* This is based on patients treated on this contract for their most recent course of treatment. Figures in italics indicate the base number of FP17s or Patient Questionnaire responses are less than 100. N/A is shown where the base number of responses is less than 10 during the period. % is calculated as Quantity/Base number*100

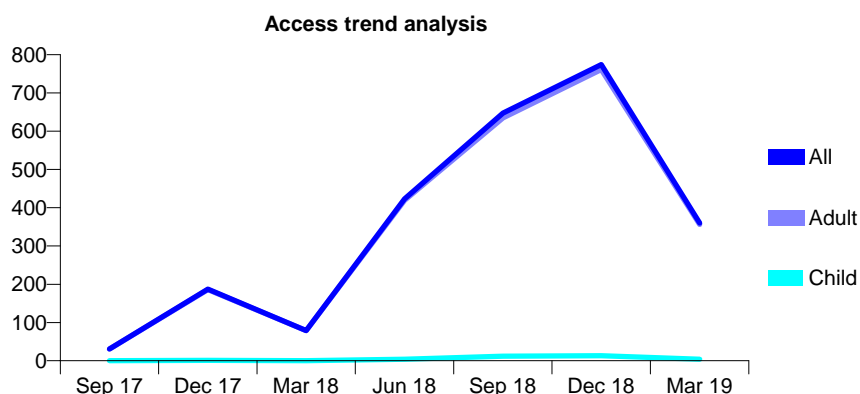
Q69 - Vital Signs At a Glance Contract Report for 100474/0000 - Year end March 2019

Name or company name	Oxfordshire Priority Dental Service
Contract type name	PDS Contract
Purpose of contract	General
Contract start date	01/07/2017
Contract end date	31/03/2020

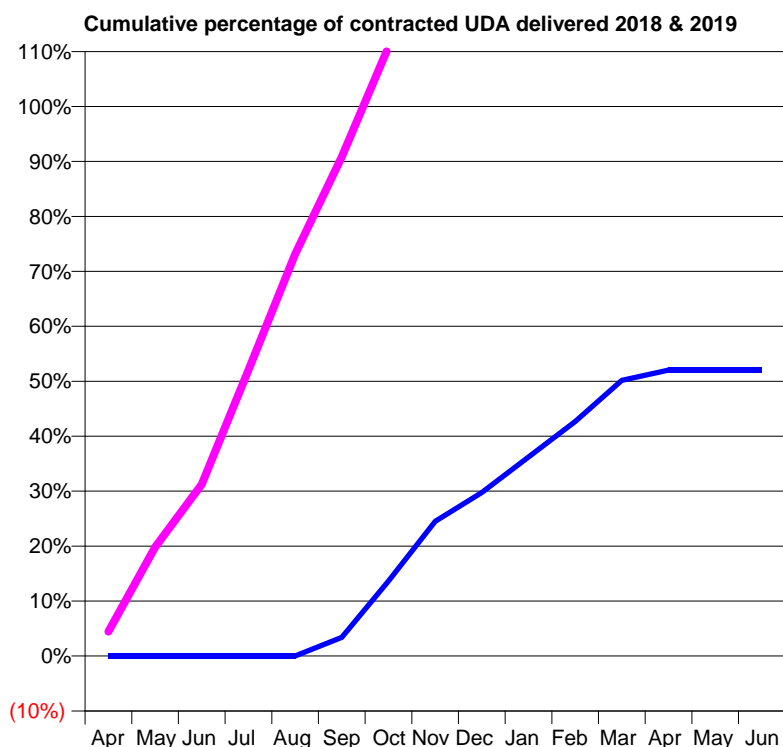
18/19 Contracted general activity (UDA)	2,000
Carry forward general activity (UDA)	0
18/19 Contracted orthodontic activity (UOA)	0
Carry forward orthodontic activity (UOA)	0
Baseline contract value	£0.00

ACCESS*

Patients seen in 24 months	Total	Change since previous quarter
Quarter ending March 2018	79	
Quarter ending June 2018	423	↑
Quarter ending September 2018	647	↑
Quarter ending December 2018	774	↑
Quarter ending March 2019	360	↓
Variance since March 2018	355.7%	↑



ACTIVITY



Month	Adjusted Scheduled Activity (UDA)	
	2018	2019
April	0	89
May	0	396
June	0	625
July	0	1,041
August	0	1,463
September	68	1,816
October	273	2,216
November	490	2,470
December	595	2,837
January	724	3,221
February	853	3,674
March	1,003	4,047
April	1,041	4,256
May	1,041	4,256
June	1,041	4,256

QUALITY

	Quantity	Base Number	Contract	AT	Region	England
% of FP17s for the same patient ID Re-attending within 3 months - Children	0	22	0.0%	11.4%	11.3%	11.8%
% of FP17s for the same patient ID Re-attending within 3 months - Adults	9	1,495	0.6%	14.9%	15.4%	15.7%
% of FP17s for the same patient ID Re-attending between 3 & 9 months - Children	0	22	0.0%	58.4%	61.3%	58.9%
% of FP17s for the same patient ID Re-attending between 3 & 9 months - Adults	6	1,495	0.4%	49.0%	52.1%	50.8%
% of FP17s for Band 1 Urgent Courses	42	1,575	2.7%	9.7%	9.5%	9.1%
% of FP17s Relating to Free Repair or Replacements	0	1,575	0.0%	0.7%	0.6%	0.8%
% of FP17s Relating to Continuations	2	1,575	0.1%	0.6%	0.8%	0.9%
% of Patients satisfied with the dentistry they have received	1	1	N/A	92.3%	92.4%	92.5%
% of Patients satisfied with the time they had to wait for an appointment	0	1	N/A	84.2%	86.3%	87.0%

* This is based on patients treated on this contract for their most recent course of treatment. Figures in italics indicate the base number of FP17s or Patient Questionnaire responses are less than 100. N/A is shown where the base number of responses is less than 10 during the period. % is calculated as Quantity/Base number*100

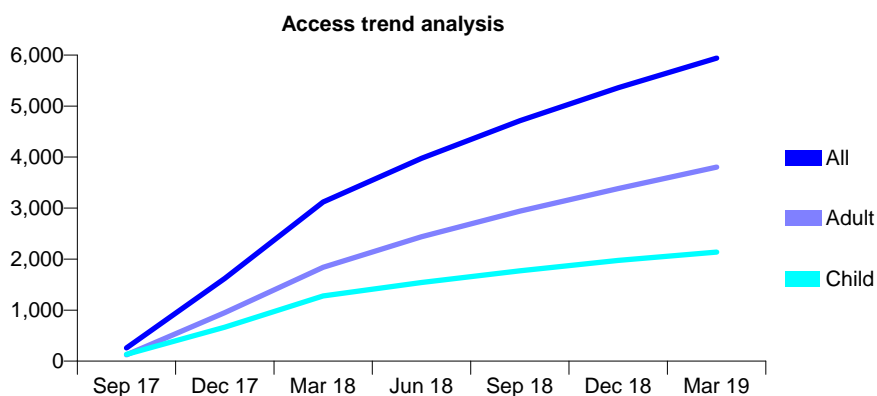
Q69 - Vital Signs At a Glance Contract Report for 100506/0000 - Year end March 2019

Name or company name	Rodericks Dental Limited
Contract type name	GDS Contract
Purpose of contract	General
Contract start date	01/07/2017
Contract end date	

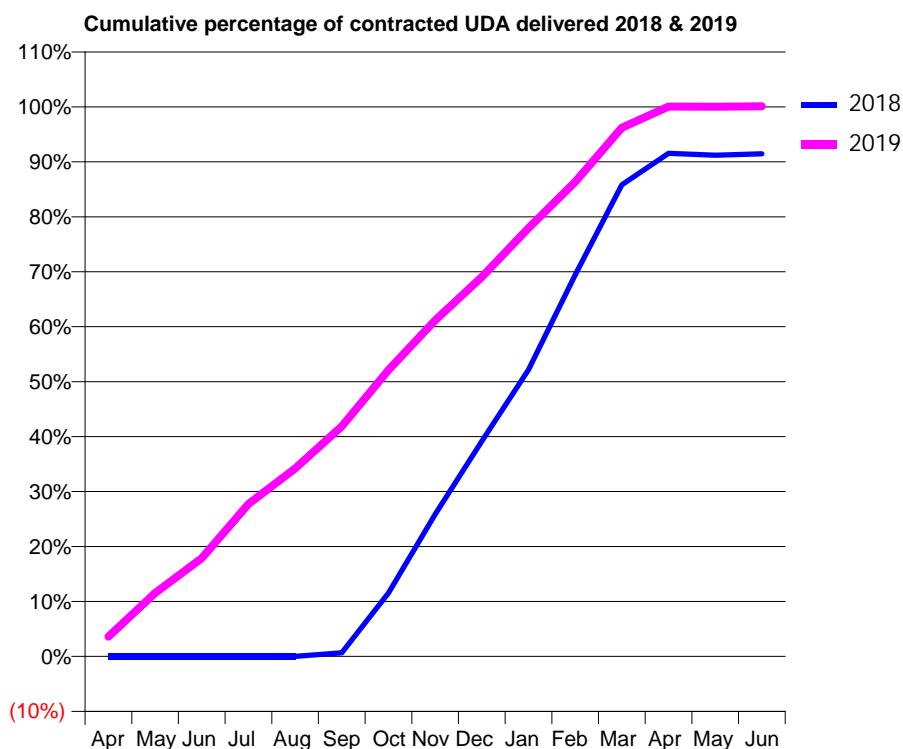
18/19 Contracted general activity (UDA)	15,000
Carry forward general activity (UDA)	0
18/19 Contracted orthodontic activity (UOA)	0
Carry forward orthodontic activity (UOA)	0
Baseline contract value	£400,609.92

ACCESS*

Patients seen in 24 months	Total	Change since previous quarter
Quarter ending March 2018	3,121	
Quarter ending June 2018	3,978	↑
Quarter ending September 2018	4,713	↑
Quarter ending December 2018	5,361	↑
Quarter ending March 2019	5,942	↑
Variance since March 2018	90.4%	↑



ACTIVITY



Month	Adjusted Scheduled Activity (UDA)	
	2018	2019
April	0	542
May	0	1,731
June	0	2,682
July	0	4,162
August	0	5,130
September	59	6,282
October	1,012	7,817
November	2,264	9,176
December	3,425	10,355
January	4,567	11,693
February	6,076	12,952
March	7,506	14,430
April	8,010	15,005
May	7,982	15,003
June	8,002	15,019

QUALITY

	Quantity	Base Number	Contract	AT	Region	England
% of FP17s for the same patient ID Re-attending within 3 months - Children	460	3,510	13.1%	11.4%	11.3%	11.8%
% of FP17s for the same patient ID Re-attending within 3 months - Adults	608	4,574	13.3%	14.9%	15.4%	15.7%
% of FP17s for the same patient ID Re-attending between 3 & 9 months - Children	1,724	3,510	49.1%	58.4%	61.3%	58.9%
% of FP17s for the same patient ID Re-attending between 3 & 9 months - Adults	1,240	4,574	27.1%	49.0%	52.1%	50.8%
% of FP17s for Band 1 Urgent Courses	539	8,120	6.6%	9.7%	9.5%	9.1%
% of FP17s Relating to Free Repair or Replacements	45	8,120	0.6%	0.7%	0.6%	0.8%
% of FP17s Relating to Continuations	15	8,120	0.2%	0.6%	0.8%	0.9%
% of Patients satisfied with the dentistry they have received	0	0	N/A	92.3%	92.4%	92.5%
% of Patients satisfied with the time they had to wait for an appointment	0	0	N/A	84.2%	86.3%	87.0%

* This is based on patients treated on this contract for their most recent course of treatment. Figures in italics indicate the base number of FP17s or Patient Questionnaire responses are less than 100. N/A is shown where the base number of responses is less than 10 during the period. % is calculated as Quantity/Base number*100

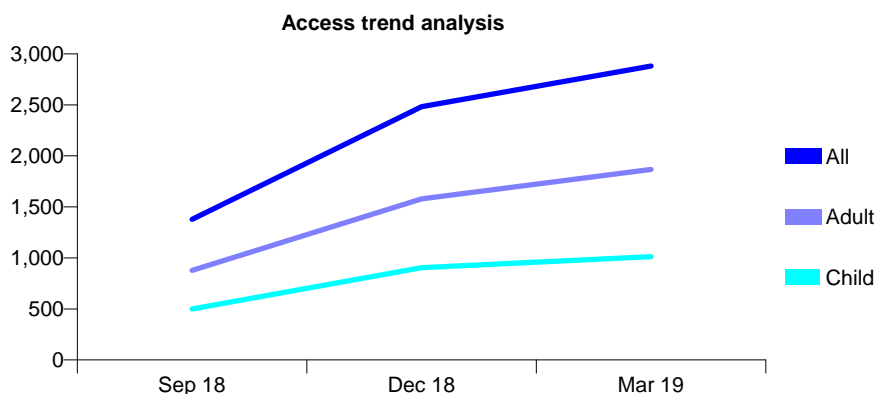
Q69 - Vital Signs At a Glance Contract Report for 100508/0000 - Year end March 2019

Name or company name	Aspire Dental Care Limited
Contract type name	GDS Contract
Purpose of contract	General
Contract start date	01/09/2017
Contract end date	

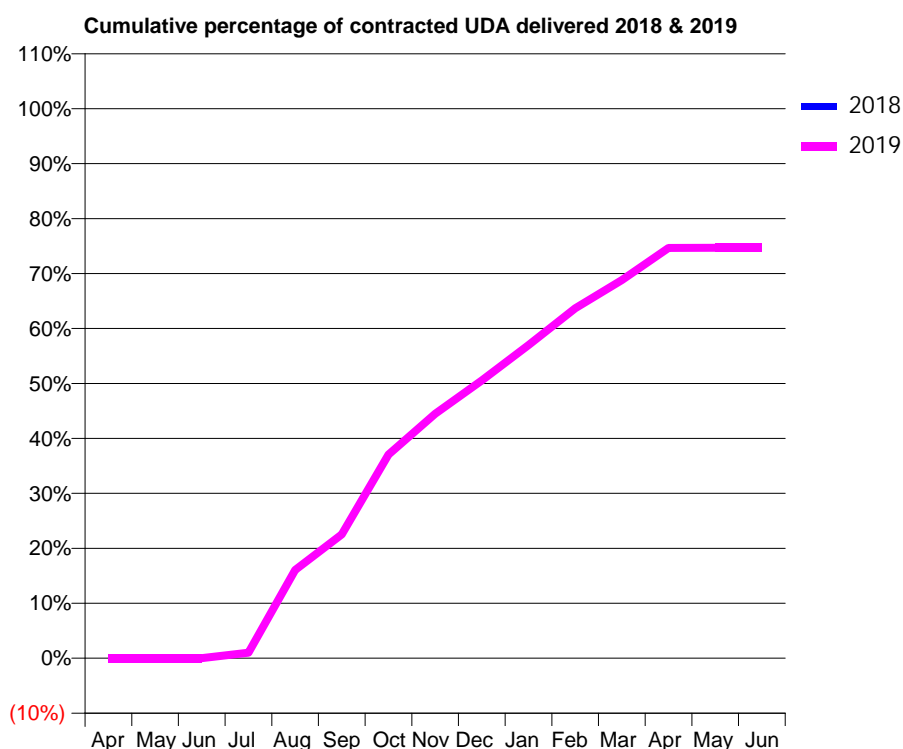
18/19 Contracted general activity (UDA)	12,000
Carry forward general activity (UDA)	0
18/19 Contracted orthodontic activity (UOA)	0
Carry forward orthodontic activity (UOA)	0
Baseline contract value	£310,042.66

ACCESS*

Patients seen in 24 months	Total	Change since previous quarter
Quarter ending March 2018	0	
Quarter ending June 2018	0	
Quarter ending September 2018	1,378	↑
Quarter ending December 2018	2,483	↑
Quarter ending March 2019	2,880	↑
Variance since March 2018	N/A	



ACTIVITY



Month	Adjusted Scheduled Activity (UDA)	
	2018	2019
April	0	0
May	0	0
June	0	0
July	0	121
August	0	1,925
September	0	2,704
October	0	4,448
November	0	5,341
December	0	6,065
January	0	6,835
February	0	7,642
March	0	8,258
April	0	8,960
May	0	8,962
June	0	8,962

QUALITY

	Quantity	Base Number	Contract	AT	Region	England
% of FP17s for the same patient ID Re-attending within 3 months - Children	132	1,703	7.8%	11.4%	11.3%	11.8%
% of FP17s for the same patient ID Re-attending within 3 months - Adults	510	3,232	15.8%	14.9%	15.4%	15.7%
% of FP17s for the same patient ID Re-attending between 3 & 9 months - Children	331	1,703	19.4%	58.4%	61.3%	58.9%
% of FP17s for the same patient ID Re-attending between 3 & 9 months - Adults	492	3,232	15.2%	49.0%	52.1%	50.8%
% of FP17s for Band 1 Urgent Courses	756	5,328	14.2%	9.7%	9.5%	9.1%
% of FP17s Relating to Free Repair or Replacements	19	5,328	0.4%	0.7%	0.6%	0.8%
% of FP17s Relating to Continuations	30	5,328	0.6%	0.6%	0.8%	0.9%
% of Patients satisfied with the dentistry they have received	2	3	N/A	92.3%	92.4%	92.5%
% of Patients satisfied with the time they had to wait for an appointment	2	3	N/A	84.2%	86.3%	87.0%

* This is based on patients treated on this contract for their most recent course of treatment. Figures in italics indicate the base number of FP17s or Patient Questionnaire responses are less than 100. N/A is shown where the base number of responses is less than 10 during the period. % is calculated as Quantity/Base number*100

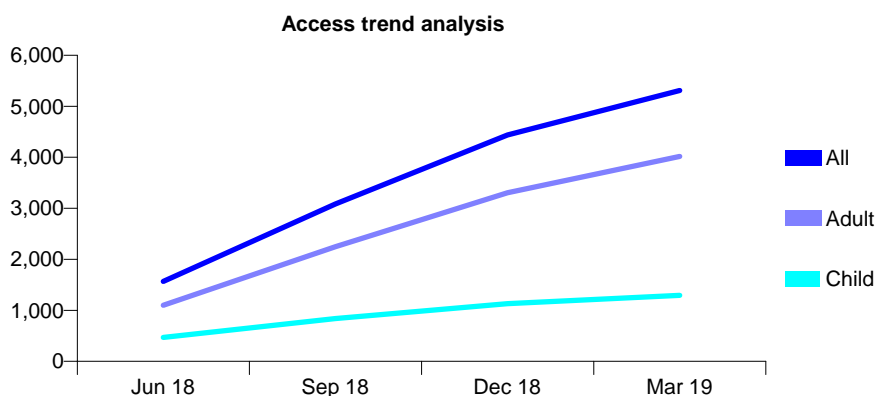
Q69 - Vital Signs At a Glance Contract Report for 100649/0000 - Year end March 2019

Name or company name	Rodericks Dental Limited
Contract type name	GDS Contract
Purpose of contract	General
Contract start date	01/04/2018
Contract end date	

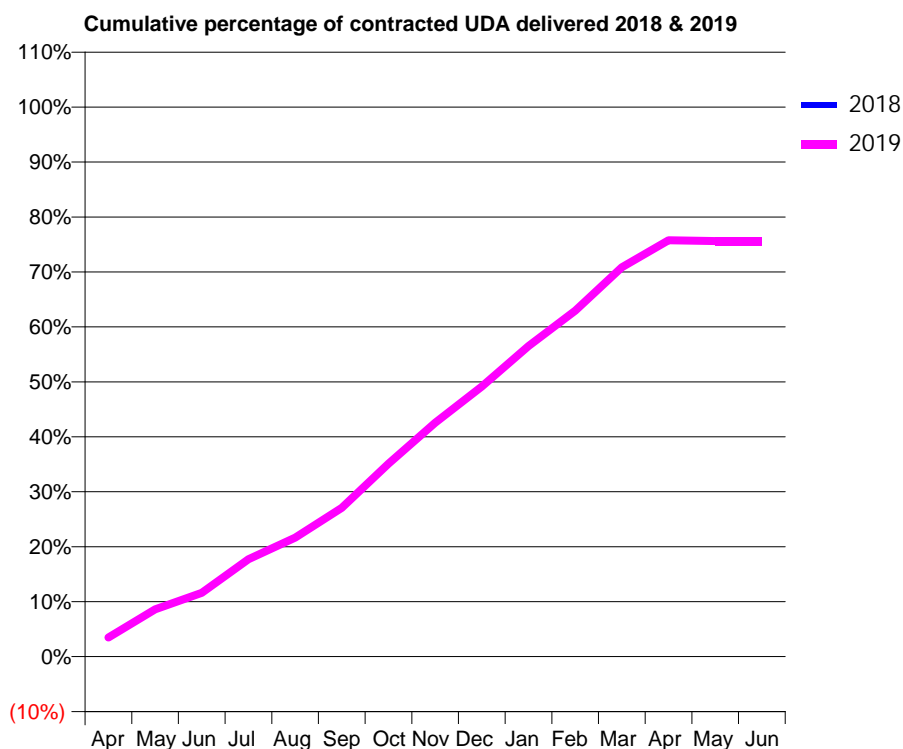
18/19 Contracted general activity (UDA)	20,015
Carry forward general activity (UDA)	0
18/19 Contracted orthodontic activity (UOA)	0
Carry forward orthodontic activity (UOA)	0
Baseline contract value	£517,532.34

ACCESS*

Patients seen in 24 months	Total	Change since previous quarter
Quarter ending March 2018	0	
Quarter ending June 2018	1,568	↑
Quarter ending September 2018	3,087	↑
Quarter ending December 2018	4,438	↑
Quarter ending March 2019	5,311	↑
Variance since March 2018	N/A	



ACTIVITY



Month	Adjusted Scheduled Activity (UDA)	
	2018	2019
April	0	698
May	0	1,721
June	0	2,324
July	0	3,549
August	0	4,335
September	0	5,419
October	0	7,027
November	0	8,514
December	0	9,836
January	0	11,308
February	0	12,595
March	0	14,180
April	0	15,163
May	0	15,130
June	0	15,133

QUALITY

	Quantity	Base Number	Contract	AT	Region	England
% of FP17s for the same patient ID Re-attending within 3 months - Children	71	1,998	3.6%	11.4%	11.3%	11.8%
% of FP17s for the same patient ID Re-attending within 3 months - Adults	456	5,830	7.8%	14.9%	15.4%	15.7%
% of FP17s for the same patient ID Re-attending between 3 & 9 months - Children	484	1,998	24.2%	58.4%	61.3%	58.9%
% of FP17s for the same patient ID Re-attending between 3 & 9 months - Adults	1,177	5,830	20.2%	49.0%	52.1%	50.8%
% of FP17s for Band 1 Urgent Courses	686	8,247	8.3%	9.7%	9.5%	9.1%
% of FP17s Relating to Free Repair or Replacements	19	8,247	0.2%	0.7%	0.6%	0.8%
% of FP17s Relating to Continuations	4	8,247	0.0%	0.6%	0.8%	0.9%
% of Patients satisfied with the dentistry they have received	4	5	N/A	92.3%	92.4%	92.5%
% of Patients satisfied with the time they had to wait for an appointment	2	5	N/A	84.2%	86.3%	87.0%

* This is based on patients treated on this contract for their most recent course of treatment. Figures in italics indicate the base number of FP17s or Patient Questionnaire responses are less than 100. N/A is shown where the base number of responses is less than 10 during the period. % is calculated as Quantity/Base number*100

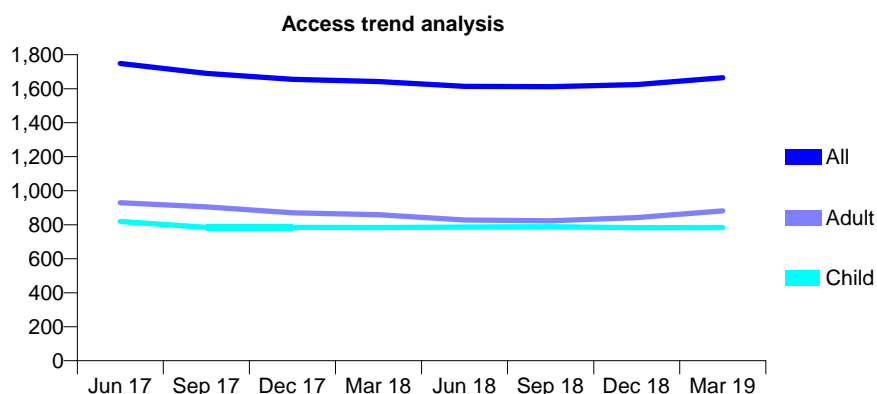
Q69 - Vital Signs At a Glance Contract Report for 101281/0060 - Year end March 2019

Name or company name	OASIS DENTAL CARE LTD
Contract type name	GDS Contract
Purpose of contract	General
Contract start date	01/04/2006
Contract end date	

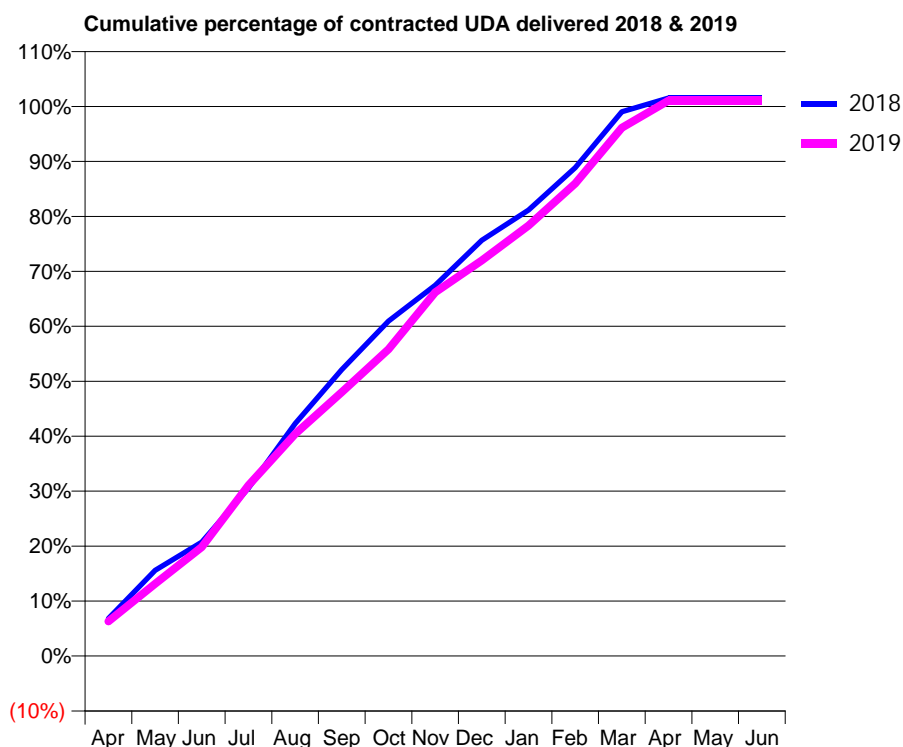
18/19 Contracted general activity (UDA)	3,680
Carry forward general activity (UDA)	-56
18/19 Contracted orthodontic activity (UOA)	0
Carry forward orthodontic activity (UOA)	0
Baseline contract value	£85,375.01

ACCESS*

Patients seen in 24 months	Total	Change since previous quarter
Quarter ending March 2018	1,642	
Quarter ending June 2018	1,614	↓
Quarter ending September 2018	1,611	→
Quarter ending December 2018	1,624	→
Quarter ending March 2019	1,665	↑
Variance since March 2018	1.4%	→



ACTIVITY



Month	Adjusted Scheduled Activity (UDA)	
	2018	2019
April	252	233
May	574	484
June	762	730
July	1,124	1,143
August	1,557	1,487
September	1,918	1,767
October	2,243	2,054
November	2,482	2,435
December	2,784	2,648
January	2,986	2,882
February	3,270	3,165
March	3,644	3,537
April	3,736	3,719
May	3,736	3,719
June	3,736	3,719

QUALITY

	Quantity	Base Number	Contract	AT	Region	England
% of FP17s for the same patient ID Re-attending within 3 months - Children	91	1,233	7.4%	11.4%	11.3%	11.8%
% of FP17s for the same patient ID Re-attending within 3 months - Adults	132	1,048	12.6%	14.9%	15.4%	15.7%
% of FP17s for the same patient ID Re-attending between 3 & 9 months - Children	798	1,233	64.7%	58.4%	61.3%	58.9%
% of FP17s for the same patient ID Re-attending between 3 & 9 months - Adults	536	1,048	51.1%	49.0%	52.1%	50.8%
% of FP17s for Band 1 Urgent Courses	193	2,325	8.3%	9.7%	9.5%	9.1%
% of FP17s Relating to Free Repair or Replacements	1	2,325	0.0%	0.7%	0.6%	0.8%
% of FP17s Relating to Continuations	25	2,325	1.1%	0.6%	0.8%	0.9%
% of Patients satisfied with the dentistry they have received	0	0	N/A	92.3%	92.4%	92.5%
% of Patients satisfied with the time they had to wait for an appointment	0	0	N/A	84.2%	86.3%	87.0%

* This is based on patients treated on this contract for their most recent course of treatment. Figures in italics indicate the base number of FP17s or Patient Questionnaire responses are less than 100. N/A is shown where the base number of responses is less than 10 during the period. % is calculated as Quantity/Base number*100

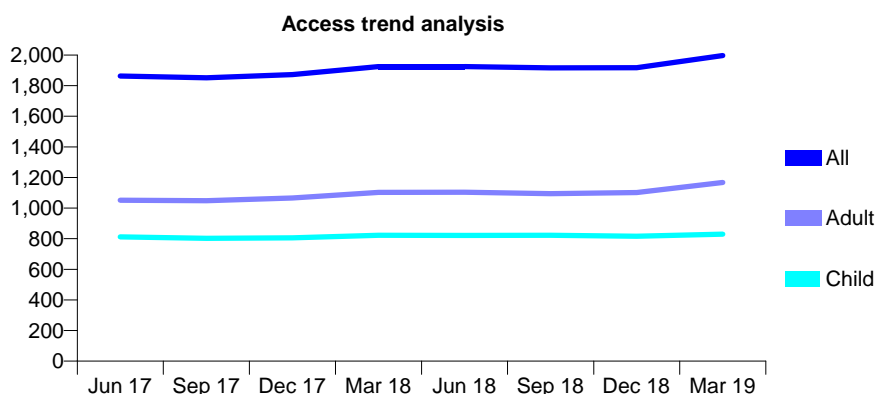
Q69 - Vital Signs At a Glance Contract Report for 101281/0061 - Year end March 2019

Name or company name	OASIS DENTAL CARE LTD
Contract type name	GDS Contract
Purpose of contract	General
Contract start date	01/04/2006
Contract end date	

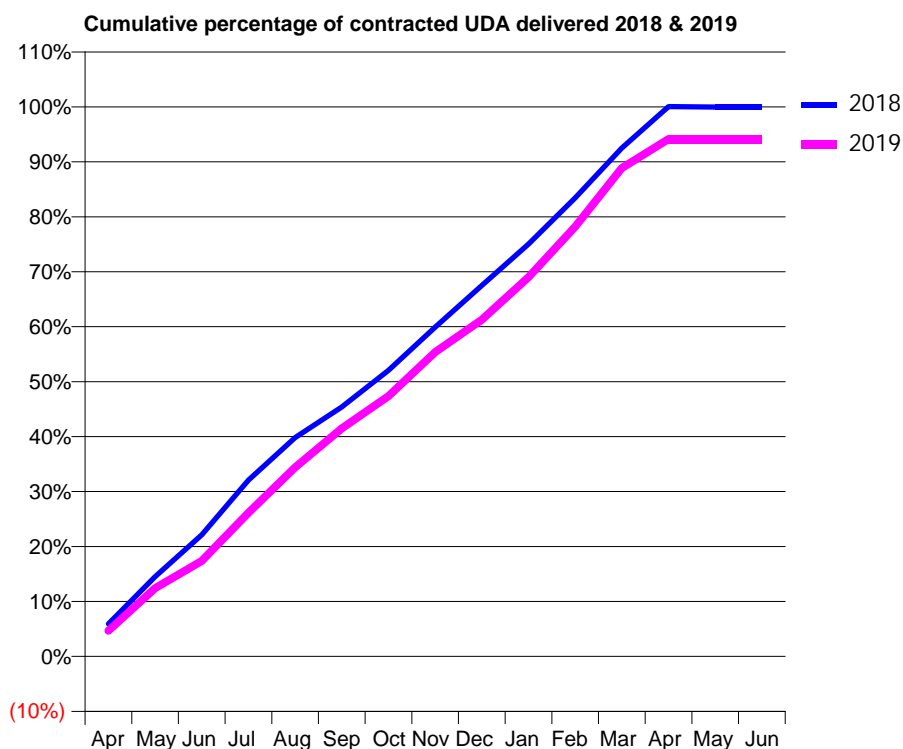
18/19 Contracted general activity (UDA)	4,153
Carry forward general activity (UDA)	0
18/19 Contracted orthodontic activity (UOA)	0
Carry forward orthodontic activity (UOA)	0
Baseline contract value	£91,123.18

ACCESS*

Patients seen in 24 months	Total	Change since previous quarter
Quarter ending March 2018	1,925	
Quarter ending June 2018	1,925	→
Quarter ending September 2018	1,916	→
Quarter ending December 2018	1,918	→
Quarter ending March 2019	1,997	↑
Variance since March 2018	3.7%	↑



ACTIVITY



Month	Adjusted Scheduled Activity (UDA)	
	2018	2019
April	246	194
May	603	515
June	919	721
July	1,333	1,086
August	1,655	1,429
September	1,885	1,723
October	2,163	1,967
November	2,489	2,300
December	2,803	2,544
January	3,115	2,865
February	3,466	3,247
March	3,842	3,691
April	4,155	3,910
May	4,152	3,910
June	4,152	3,910

QUALITY

	Quantity	Base Number	Contract	AT	Region	England
% of FP17s for the same patient ID Re-attending within 3 months - Children	62	1,188	5.2%	11.4%	11.3%	11.8%
% of FP17s for the same patient ID Re-attending within 3 months - Adults	138	1,328	10.4%	14.9%	15.4%	15.7%
% of FP17s for the same patient ID Re-attending between 3 & 9 months - Children	635	1,188	53.5%	58.4%	61.3%	58.9%
% of FP17s for the same patient ID Re-attending between 3 & 9 months - Adults	535	1,328	40.3%	49.0%	52.1%	50.8%
% of FP17s for Band 1 Urgent Courses	170	2,482	6.8%	9.7%	9.5%	9.1%
% of FP17s Relating to Free Repair or Replacements	0	2,482	0.0%	0.7%	0.6%	0.8%
% of FP17s Relating to Continuations	2	2,482	0.1%	0.6%	0.8%	0.9%
% of Patients satisfied with the dentistry they have received	0	0	N/A	92.3%	92.4%	92.5%
% of Patients satisfied with the time they had to wait for an appointment	0	0	N/A	84.2%	86.3%	87.0%

* This is based on patients treated on this contract for their most recent course of treatment. Figures in italics indicate the base number of FP17s or Patient Questionnaire responses are less than 100. N/A is shown where the base number of responses is less than 10 during the period. % is calculated as Quantity/Base number*100

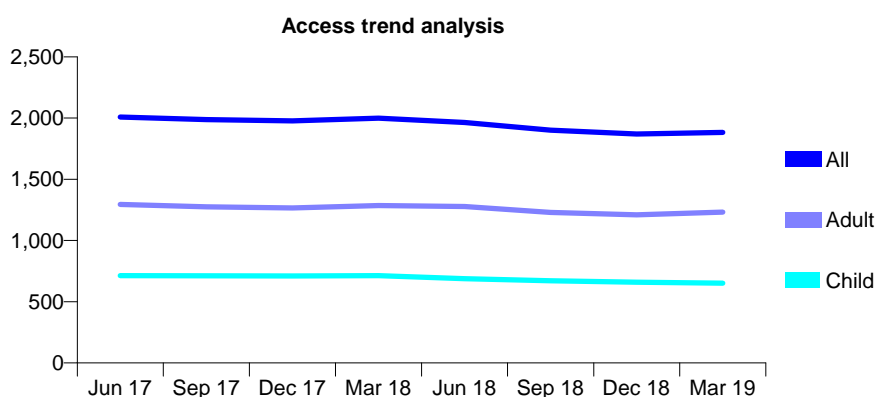
Q69 - Vital Signs At a Glance Contract Report for 101281/0073 - Year end March 2019

Name or company name	OASIS DENTAL CARE LTD
Contract type name	GDS Contract
Purpose of contract	General
Contract start date	01/04/2006
Contract end date	

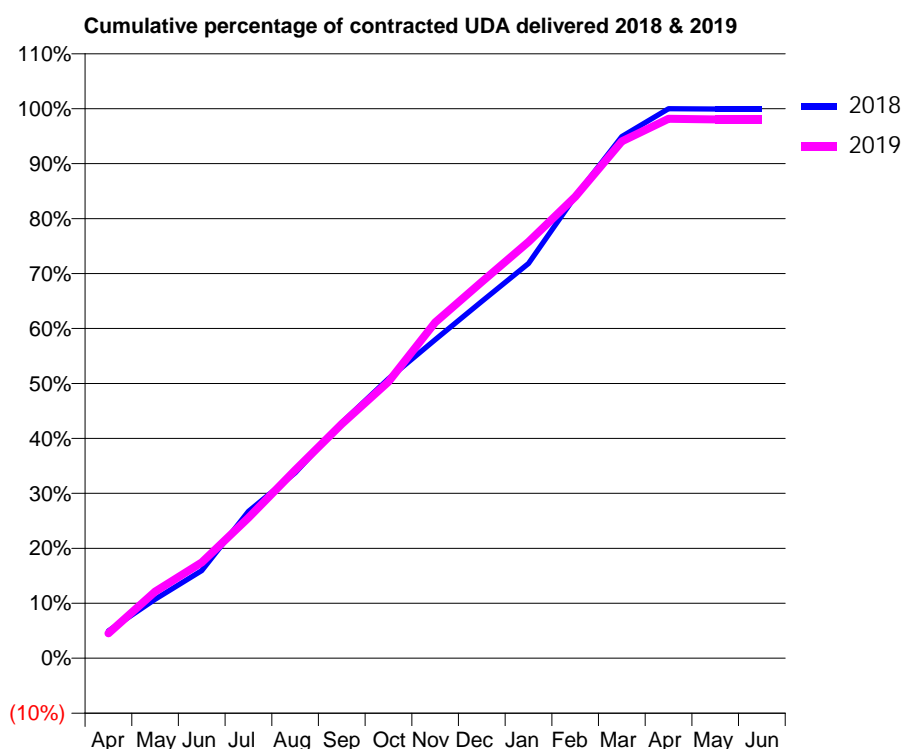
18/19 Contracted general activity (UDA)	4,800
Carry forward general activity (UDA)	2
18/19 Contracted orthodontic activity (UOA)	0
Carry forward orthodontic activity (UOA)	0
Baseline contract value	£111,442.63

ACCESS*

Patients seen in 24 months	Total	Change since previous quarter
Quarter ending March 2018	1,999	
Quarter ending June 2018	1,965	↓
Quarter ending September 2018	1,901	↓
Quarter ending December 2018	1,870	↓
Quarter ending March 2019	1,883	→
Variance since March 2018	(5.8%)	↓



ACTIVITY



Month	2018	2019
April	238	217
May	516	582
June	766	837
July	1,283	1,227
August	1,620	1,643
September	2,057	2,046
October	2,441	2,415
November	2,783	2,933
December	3,116	3,287
January	3,448	3,637
February	4,033	4,031
March	4,557	4,514
April	4,800	4,711
May	4,798	4,707
June	4,798	4,707

QUALITY

	Quantity	Base Number	Contract	AT	Region	England
% of FP17s for the same patient ID Re-attending within 3 months - Children	73	979	7.5%	11.4%	11.3%	11.8%
% of FP17s for the same patient ID Re-attending within 3 months - Adults	122	1,460	8.4%	14.9%	15.4%	15.7%
% of FP17s for the same patient ID Re-attending between 3 & 9 months - Children	602	979	61.5%	58.4%	61.3%	58.9%
% of FP17s for the same patient ID Re-attending between 3 & 9 months - Adults	827	1,460	56.6%	49.0%	52.1%	50.8%
% of FP17s for Band 1 Urgent Courses	149	2,404	6.2%	9.7%	9.5%	9.1%
% of FP17s Relating to Free Repair or Replacements	28	2,404	1.2%	0.7%	0.6%	0.8%
% of FP17s Relating to Continuations	2	2,404	0.1%	0.6%	0.8%	0.9%
% of Patients satisfied with the dentistry they have received	0	0	N/A	92.3%	92.4%	92.5%
% of Patients satisfied with the time they had to wait for an appointment	0	0	N/A	84.2%	86.3%	87.0%

* This is based on patients treated on this contract for their most recent course of treatment.

Figures in italics indicate the base number of FP17s or Patient Questionnaire responses are less than 100. N/A is shown where the base number of responses is less than 10 during the period. % is calculated as Quantity/Base number*100

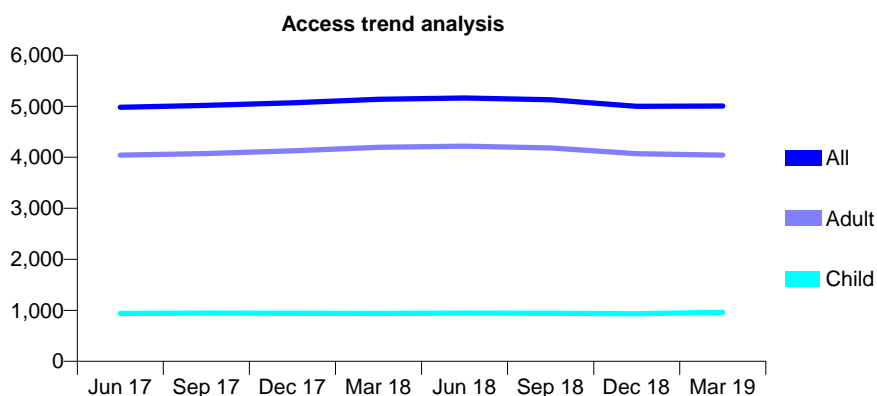
Q69 - Vital Signs At a Glance Contract Report for 101281/0074 - Year end March 2019

Name or company name	OASIS DENTAL CARE LTD
Contract type name	GDS Contract
Purpose of contract	General
Contract start date	01/04/2006
Contract end date	

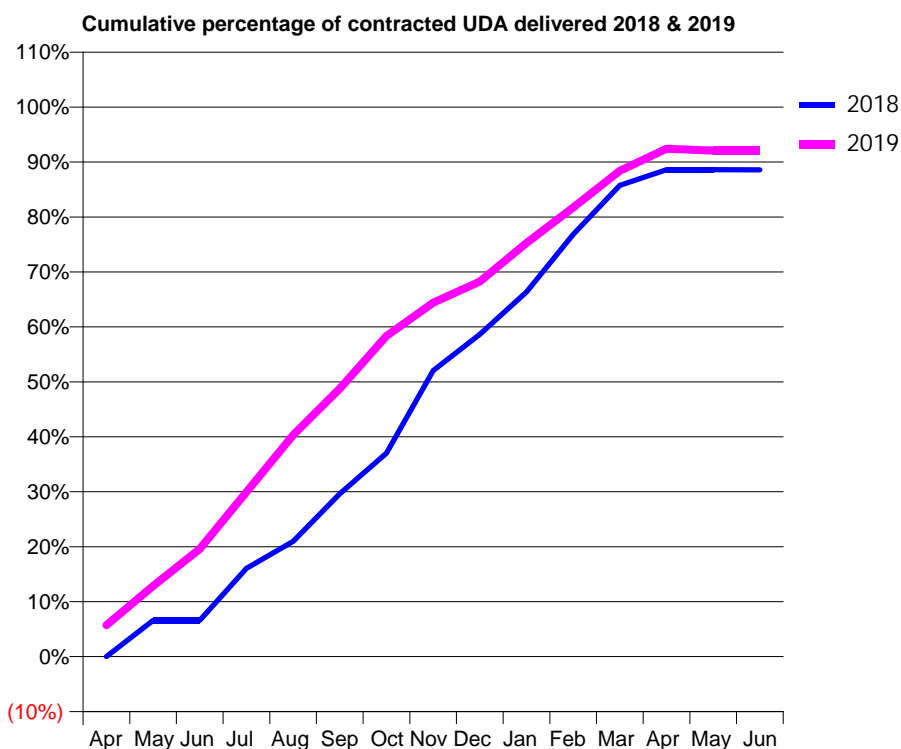
18/19 Contracted general activity (UDA)	12,288
Carry forward general activity (UDA)	0
18/19 Contracted orthodontic activity (UOA)	0
Carry forward orthodontic activity (UOA)	0
Baseline contract value	£278,292.51

ACCESS*

Patients seen in 24 months	Total	Change since previous quarter
Quarter ending March 2018	5,135	
Quarter ending June 2018	5,162	→
Quarter ending September 2018	5,128	→
Quarter ending December 2018	5,001	↓
Quarter ending March 2019	5,006	→
Variance since March 2018	(2.5%)	↓



ACTIVITY



Month	Adjusted Scheduled Activity (UDA)	
	2018	2019
April	0	703
May	810	1,580
June	810	2,409
July	1,973	3,683
August	2,579	4,955
September	3,641	5,992
October	4,551	7,171
November	6,398	7,913
December	7,205	8,387
January	8,153	9,247
February	9,441	10,041
March	10,536	10,860
April	10,888	11,357
May	10,887	11,311
June	10,886	11,313

QUALITY

	Quantity	Base Number	Contract	AT	Region	England
% of FP17s for the same patient ID Re-attending within 3 months - Children	55	1,256	4.4%	11.4%	11.3%	11.8%
% of FP17s for the same patient ID Re-attending within 3 months - Adults	528	4,348	12.1%	14.9%	15.4%	15.7%
% of FP17s for the same patient ID Re-attending between 3 & 9 months - Children	636	1,256	50.6%	58.4%	61.3%	58.9%
% of FP17s for the same patient ID Re-attending between 3 & 9 months - Adults	1,685	4,348	38.8%	49.0%	52.1%	50.8%
% of FP17s for Band 1 Urgent Courses	587	5,626	10.4%	9.7%	9.5%	9.1%
% of FP17s Relating to Free Repair or Replacements	37	5,626	0.7%	0.7%	0.6%	0.8%
% of FP17s Relating to Continuations	21	5,626	0.4%	0.6%	0.8%	0.9%
% of Patients satisfied with the dentistry they have received	3	3	N/A	92.3%	92.4%	92.5%
% of Patients satisfied with the time they had to wait for an appointment	3	3	N/A	84.2%	86.3%	87.0%

* This is based on patients treated on this contract for their most recent course of treatment. Figures in italics indicate the base number of FP17s or Patient Questionnaire responses are less than 100. N/A is shown where the base number of responses is less than 10 during the period. % is calculated as Quantity/Base number*100

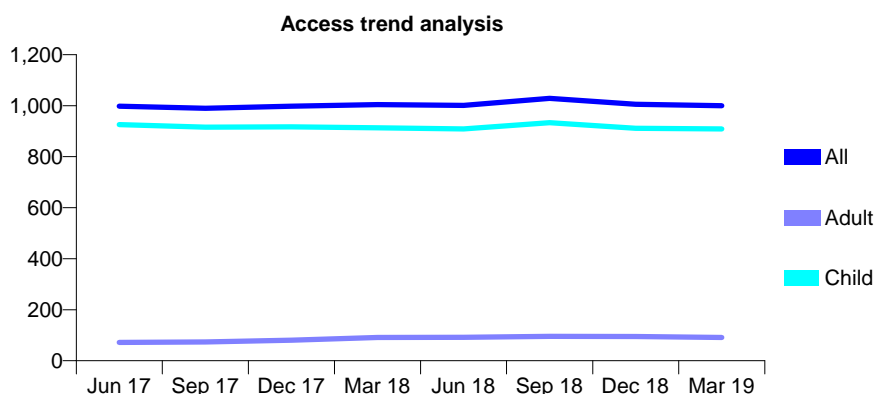
Q69 - Vital Signs At a Glance Contract Report for 101281/0099 - Year end March 2019

Name or company name	OASIS DENTAL CARE LTD
Contract type name	GDS Contract
Purpose of contract	General
Contract start date	01/04/2006
Contract end date	

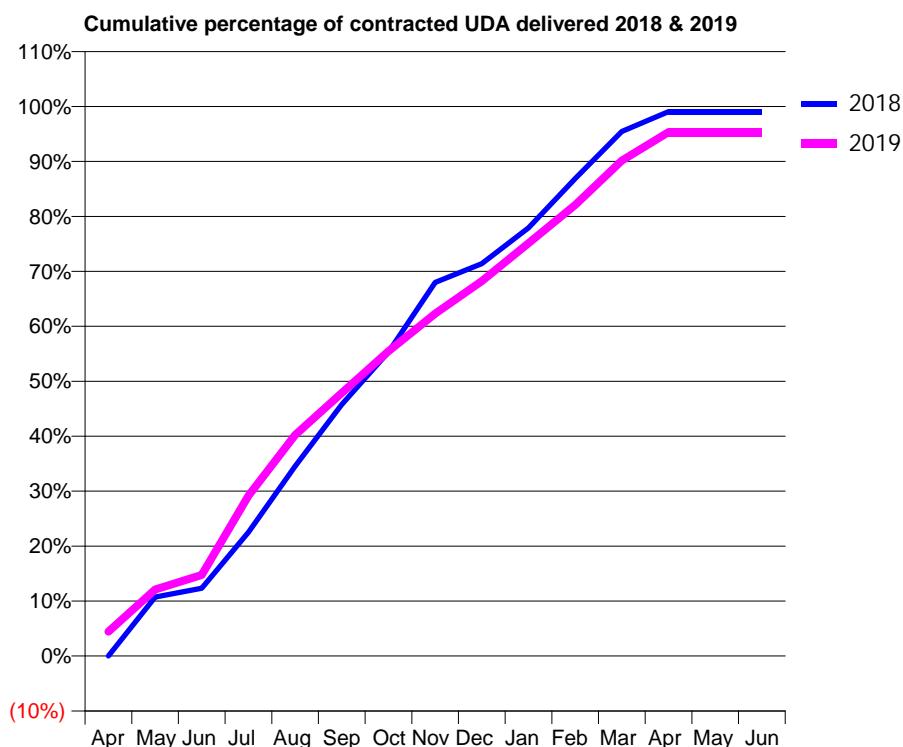
18/19 Contracted general activity (UDA)	1,883
Carry forward general activity (UDA)	17
18/19 Contracted orthodontic activity (UOA)	0
Carry forward orthodontic activity (UOA)	0
Baseline contract value	£42,050.48

ACCESS*

Patients seen in 24 months	Total	Change since previous quarter
Quarter ending March 2018	1,004	
Quarter ending June 2018	1,001	→
Quarter ending September 2018	1,029	↑
Quarter ending December 2018	1,006	↓
Quarter ending March 2019	1,000	→
Variance since March 2018	(0.4%)	→



ACTIVITY



Month	Adjusted Scheduled Activity (UDA)	
	2018	2019
April	0	84
May	202	228
June	232	278
July	424	550
August	651	758
September	862	901
October	1,042	1,044
November	1,280	1,173
December	1,344	1,285
January	1,467	1,415
February	1,636	1,546
March	1,797	1,697
April	1,866	1,795
May	1,866	1,795
June	1,866	1,795

QUALITY

	Quantity	Base Number	Contract	AT	Region	England
% of FP17s for the same patient ID Re-attending within 3 months - Children	93	1,330	7.0%	11.4%	11.3%	11.8%
% of FP17s for the same patient ID Re-attending within 3 months - Adults	0	0	N/A	14.9%	15.4%	15.7%
% of FP17s for the same patient ID Re-attending between 3 & 9 months - Children	764	1,330	57.4%	58.4%	61.3%	58.9%
% of FP17s for the same patient ID Re-attending between 3 & 9 months - Adults	0	0	N/A	49.0%	52.1%	50.8%
% of FP17s for Band 1 Urgent Courses	36	1,353	2.7%	9.7%	9.5%	9.1%
% of FP17s Relating to Free Repair or Replacements	0	1,353	0.0%	0.7%	0.6%	0.8%
% of FP17s Relating to Continuations	40	1,353	3.0%	0.6%	0.8%	0.9%
% of Patients satisfied with the dentistry they have received	0	0	N/A	92.3%	92.4%	92.5%
% of Patients satisfied with the time they had to wait for an appointment	0	0	N/A	84.2%	86.3%	87.0%

* This is based on patients treated on this contract for their most recent course of treatment. Figures in italics indicate the base number of FP17s or Patient Questionnaire responses are less than 100. N/A is shown where the base number of responses is less than 10 during the period. % is calculated as Quantity/Base number*100

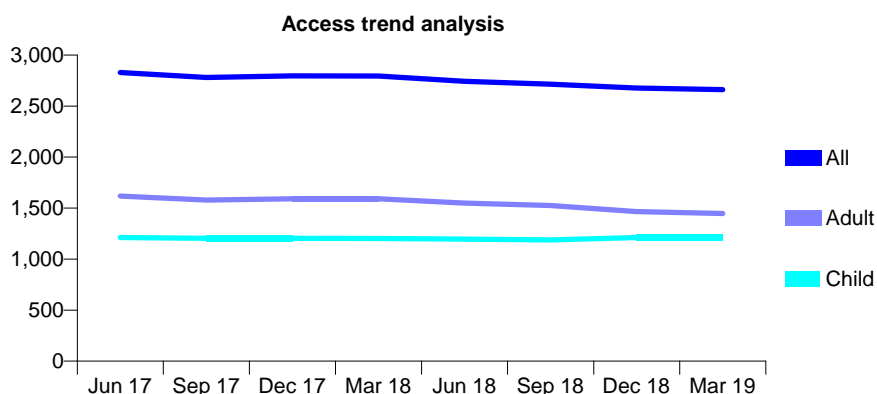
Q69 - Vital Signs At a Glance Contract Report for 101281/0100 - Year end March 2019

Name or company name	OASIS DENTAL CARE LTD
Contract type name	GDS Contract
Purpose of contract	General
Contract start date	01/04/2006
Contract end date	

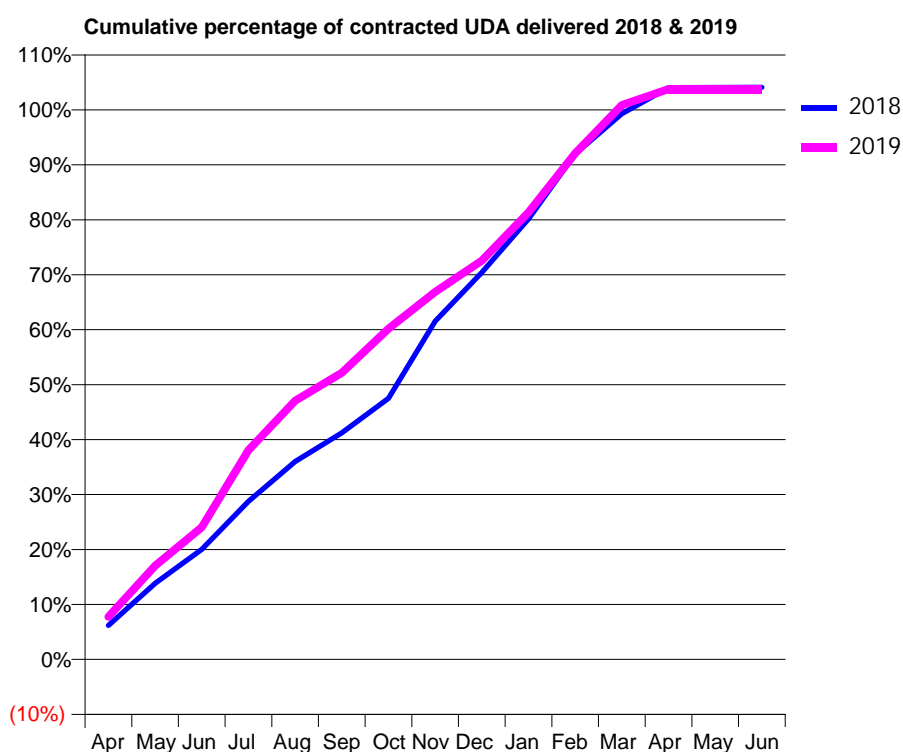
18/19 Contracted general activity (UDA)	7,179
Carry forward general activity (UDA)	-143
18/19 Contracted orthodontic activity (UOA)	0
Carry forward orthodontic activity (UOA)	0
Baseline contract value	£167,494.35

ACCESS*

Patients seen in 24 months	Total	Change since previous quarter
Quarter ending March 2018	2,794	
Quarter ending June 2018	2,743	↓
Quarter ending September 2018	2,714	↓
Quarter ending December 2018	2,677	↓
Quarter ending March 2019	2,661	→
Variance since March 2018	(4.8%)	↓



ACTIVITY



Month	Adjusted Scheduled Activity (UDA)	
	2018	2019
April	445	558
May	994	1,223
June	1,437	1,725
July	2,065	2,734
August	2,586	3,379
September	2,960	3,742
October	3,412	4,320
November	4,418	4,802
December	5,054	5,208
January	5,754	5,841
February	6,603	6,612
March	7,128	7,241
April	7,469	7,451
May	7,472	7,451
June	7,474	7,451

QUALITY

	Quantity	Base Number	Contract	AT	Region	England
% of FP17s for the same patient ID Re-attending within 3 months - Children	183	2,098	8.7%	11.4%	11.3%	11.8%
% of FP17s for the same patient ID Re-attending within 3 months - Adults	329	1,973	16.7%	14.9%	15.4%	15.7%
% of FP17s for the same patient ID Re-attending between 3 & 9 months - Children	1,357	2,098	64.7%	58.4%	61.3%	58.9%
% of FP17s for the same patient ID Re-attending between 3 & 9 months - Adults	1,156	1,973	58.6%	49.0%	52.1%	50.8%
% of FP17s for Band 1 Urgent Courses	256	4,003	6.4%	9.7%	9.5%	9.1%
% of FP17s Relating to Free Repair or Replacements	35	4,003	0.9%	0.7%	0.6%	0.8%
% of FP17s Relating to Continuations	85	4,003	2.1%	0.6%	0.8%	0.9%
% of Patients satisfied with the dentistry they have received	1	1	N/A	92.3%	92.4%	92.5%
% of Patients satisfied with the time they had to wait for an appointment	0	1	N/A	84.2%	86.3%	87.0%

* This is based on patients treated on this contract for their most recent course of treatment.

Figures in italics indicate the base number of FP17s or Patient Questionnaire responses are less than 100. N/A is shown where the base number of responses is less than 10 during the period. % is calculated as Quantity/Base number*100

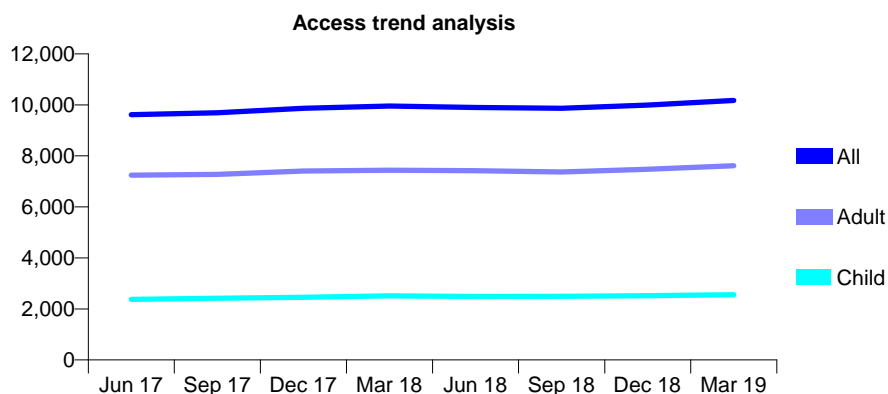
Q69 - Vital Signs At a Glance Contract Report for 101362/0004 - Year end March 2019

Name or company name	Rodericks Dental Limited
Contract type name	GDS Contract
Purpose of contract	General
Contract start date	01/04/2007
Contract end date	

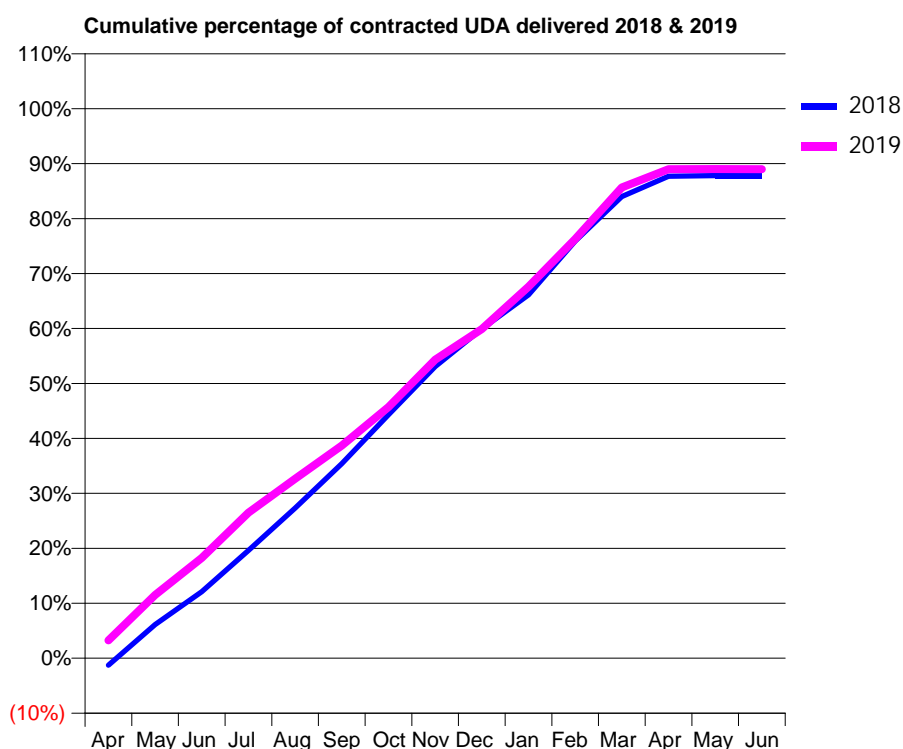
18/19 Contracted general activity (UDA)	28,406
Carry forward general activity (UDA)	0
18/19 Contracted orthodontic activity (UOA)	0
Carry forward orthodontic activity (UOA)	0
Baseline contract value	£694,546.07

ACCESS*

Patients seen in 24 months	Total	Change since previous quarter
Quarter ending March 2018	9,952	
Quarter ending June 2018	9,903	→
Quarter ending September 2018	9,864	→
Quarter ending December 2018	9,991	→
Quarter ending March 2019	10,171	→
Variance since March 2018	2.2%	↑



ACTIVITY



Month	2018	2019
April	-361	929
May	1,739	3,269
June	3,435	5,190
July	5,574	7,527
August	7,765	9,281
September	10,055	10,989
October	12,593	12,980
November	15,080	15,430
December	17,022	17,018
January	18,779	19,210
February	21,567	21,666
March	23,864	24,330
April	24,915	25,271
May	24,946	25,284
June	24,945	25,272

QUALITY

	Quantity	Base Number	Contract	AT	Region	England
% of FP17s for the same patient ID Re-attending within 3 months - Children	303	3,558	8.5%	11.4%	11.3%	11.8%
% of FP17s for the same patient ID Re-attending within 3 months - Adults	1,627	9,194	17.7%	14.9%	15.4%	15.7%
% of FP17s for the same patient ID Re-attending between 3 & 9 months - Children	1,983	3,558	55.7%	58.4%	61.3%	58.9%
% of FP17s for the same patient ID Re-attending between 3 & 9 months - Adults	3,647	9,194	39.7%	49.0%	52.1%	50.8%
% of FP17s for Band 1 Urgent Courses	1,889	12,462	15.2%	9.7%	9.5%	9.1%
% of FP17s Relating to Free Repair or Replacements	163	12,462	1.3%	0.7%	0.6%	0.8%
% of FP17s Relating to Continuations	107	12,462	0.9%	0.6%	0.8%	0.9%
% of Patients satisfied with the dentistry they have received	4	4	N/A	92.3%	92.4%	92.5%
% of Patients satisfied with the time they had to wait for an appointment	4	4	N/A	84.2%	86.3%	87.0%

* This is based on patients treated on this contract for their most recent course of treatment.

Figures in italics indicate the base number of FP17s or Patient Questionnaire responses are less than 100. N/A is shown where the base number of responses is less than 10 during the period. % is calculated as Quantity/Base number*100

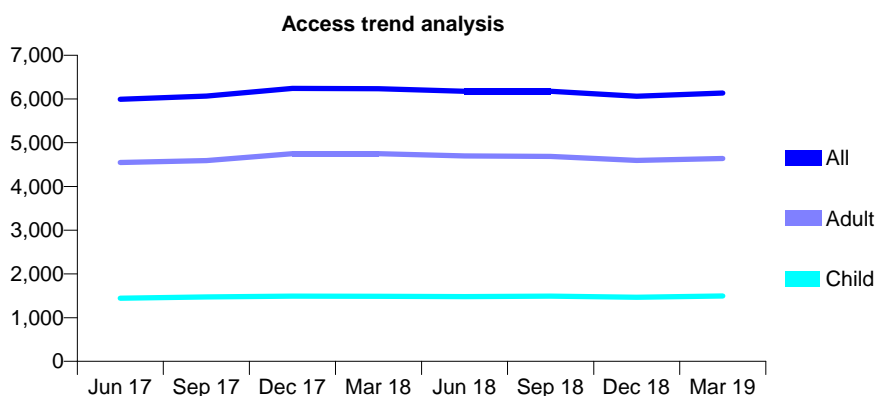
Q69 - Vital Signs At a Glance Contract Report for 101362/0016 - Year end March 2019

Name or company name	Rodericks Dental Limited
Contract type name	GDS Contract
Purpose of contract	General
Contract start date	01/05/2009
Contract end date	

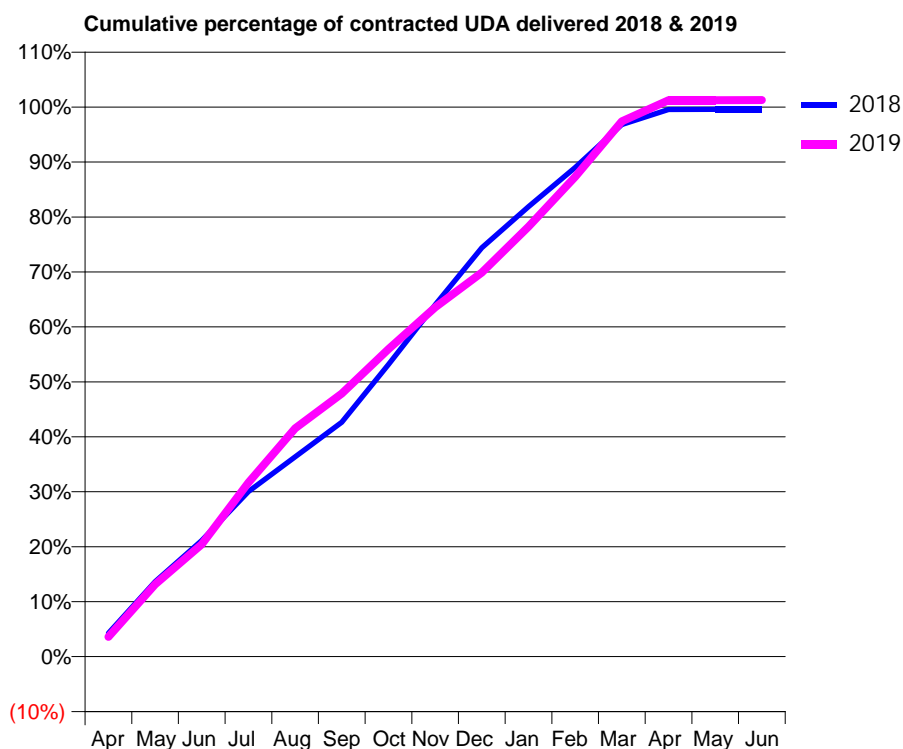
18/19 Contracted general activity (UDA)	14,000
Carry forward general activity (UDA)	57
18/19 Contracted orthodontic activity (UOA)	0
Carry forward orthodontic activity (UOA)	0
Baseline contract value	£335,845.24

ACCESS*

Patients seen in 24 months	Total	Change since previous quarter
Quarter ending March 2018	6,237	
Quarter ending June 2018	6,178	→
Quarter ending September 2018	6,177	→
Quarter ending December 2018	6,063	↓
Quarter ending March 2019	6,135	→
Variance since March 2018	(1.6%)	↓



ACTIVITY



Month	Adjusted Scheduled Activity (UDA)	
	2018	2019
April	601	505
May	1,910	1,841
June	2,957	2,862
July	4,204	4,435
August	5,091	5,816
September	5,972	6,702
October	7,441	7,832
November	8,965	8,901
December	10,413	9,781
January	11,462	10,955
February	12,462	12,225
March	13,552	13,636
April	13,936	14,171
May	13,941	14,175
June	13,942	14,178

QUALITY

	Quantity	Base Number	Contract	AT	Region	England
% of FP17s for the same patient ID Re-attending within 3 months - Children	111	2,031	5.5%	11.4%	11.3%	11.8%
% of FP17s for the same patient ID Re-attending within 3 months - Adults	684	5,627	12.2%	14.9%	15.4%	15.7%
% of FP17s for the same patient ID Re-attending between 3 & 9 months - Children	1,203	2,031	59.2%	58.4%	61.3%	58.9%
% of FP17s for the same patient ID Re-attending between 3 & 9 months - Adults	2,671	5,627	47.5%	49.0%	52.1%	50.8%
% of FP17s for Band 1 Urgent Courses	1,006	7,721	13.0%	9.7%	9.5%	9.1%
% of FP17s Relating to Free Repair or Replacements	128	7,721	1.7%	0.7%	0.6%	0.8%
% of FP17s Relating to Continuations	3	7,721	0.0%	0.6%	0.8%	0.9%
% of Patients satisfied with the dentistry they have received	0	0	N/A	92.3%	92.4%	92.5%
% of Patients satisfied with the time they had to wait for an appointment	0	0	N/A	84.2%	86.3%	87.0%

* This is based on patients treated on this contract for their most recent course of treatment. Figures in italics indicate the base number of FP17s or Patient Questionnaire responses are less than 100. N/A is shown where the base number of responses is less than 10 during the period. % is calculated as Quantity/Base number*100

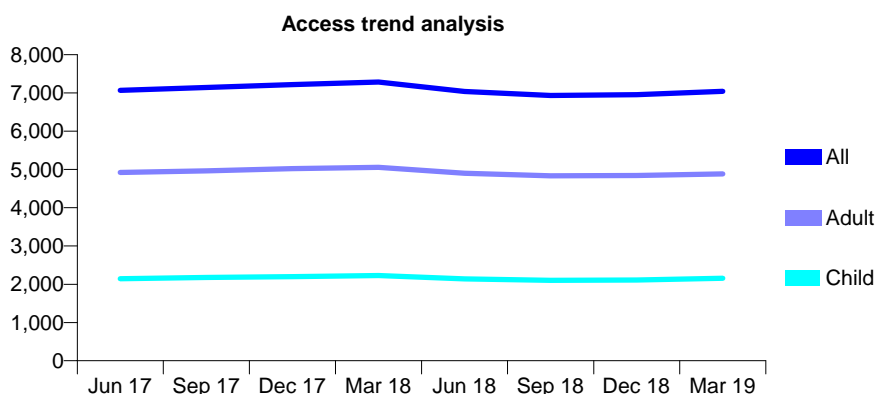
Q69 - Vital Signs At a Glance Contract Report for 101362/0017 - Year end March 2019

Name or company name	Rodericks Dental Limited
Contract type name	GDS Contract
Purpose of contract	General
Contract start date	01/07/2009
Contract end date	

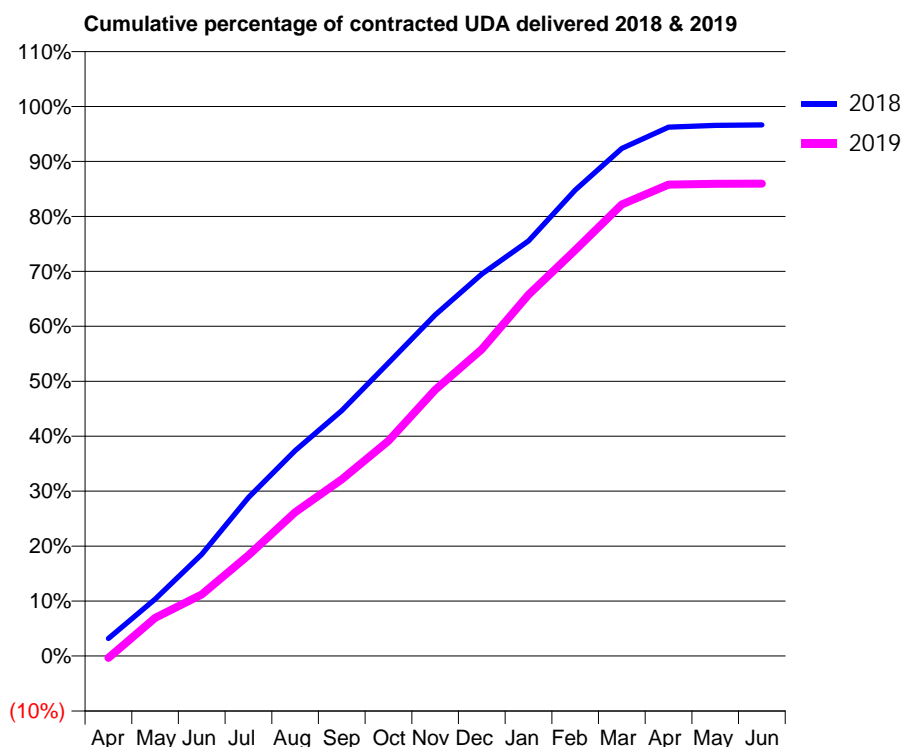
18/19 Contracted general activity (UDA)	22,048
Carry forward general activity (UDA)	740
18/19 Contracted orthodontic activity (UOA)	0
Carry forward orthodontic activity (UOA)	0
Baseline contract value	£560,418.16

ACCESS*

Patients seen in 24 months	Total	Change since previous quarter
Quarter ending March 2018	7,283	
Quarter ending June 2018	7,038	↓
Quarter ending September 2018	6,936	↓
Quarter ending December 2018	6,952	→
Quarter ending March 2019	7,043	→
Variance since March 2018	(3.3%)	↓



ACTIVITY



Month	Adjusted Scheduled Activity (UDA)	
	2018	2019
April	703	-78
May	2,280	1,532
June	4,078	2,471
July	6,357	4,041
August	8,245	5,772
September	9,850	7,088
October	11,758	8,635
November	13,687	10,681
December	15,325	12,309
January	16,653	14,496
February	18,698	16,287
March	20,365	18,119
April	21,217	18,911
May	21,286	18,944
June	21,308	18,947

QUALITY

	Quantity	Base Number	Contract	AT	Region	England
% of FP17s for the same patient ID Re-attending within 3 months - Children	282	2,801	10.1%	11.4%	11.3%	11.8%
% of FP17s for the same patient ID Re-attending within 3 months - Adults	1,168	5,796	20.2%	14.9%	15.4%	15.7%
% of FP17s for the same patient ID Re-attending between 3 & 9 months - Children	1,454	2,801	51.9%	58.4%	61.3%	58.9%
% of FP17s for the same patient ID Re-attending between 3 & 9 months - Adults	2,203	5,796	38.0%	49.0%	52.1%	50.8%
% of FP17s for Band 1 Urgent Courses	1,452	8,545	17.0%	9.7%	9.5%	9.1%
% of FP17s Relating to Free Repair or Replacements	53	8,545	0.6%	0.7%	0.6%	0.8%
% of FP17s Relating to Continuations	37	8,545	0.4%	0.6%	0.8%	0.9%
% of Patients satisfied with the dentistry they have received	2	2	N/A	92.3%	92.4%	92.5%
% of Patients satisfied with the time they had to wait for an appointment	2	2	N/A	84.2%	86.3%	87.0%

* This is based on patients treated on this contract for their most recent course of treatment. Figures in italics indicate the base number of FP17s or Patient Questionnaire responses are less than 100. N/A is shown where the base number of responses is less than 10 during the period. % is calculated as Quantity/Base number*100

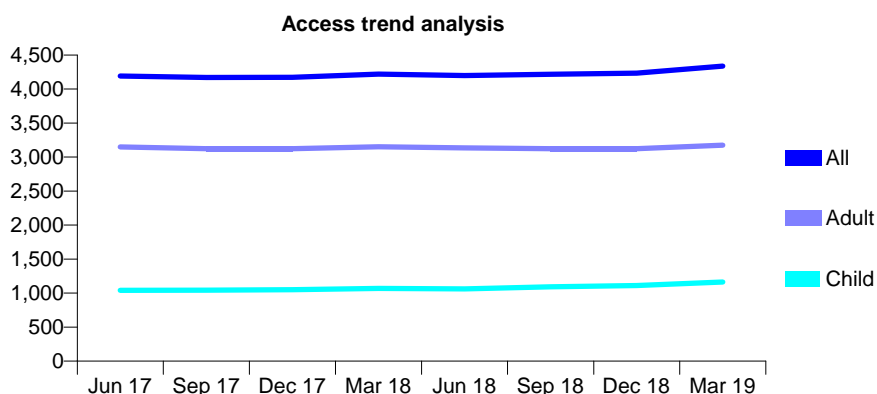
Q69 - Vital Signs At a Glance Contract Report for 101362/0019 - Year end March 2019

Name or company name	Rodericks Dental Limited
Contract type name	GDS Contract
Purpose of contract	General
Contract start date	01/07/2009
Contract end date	

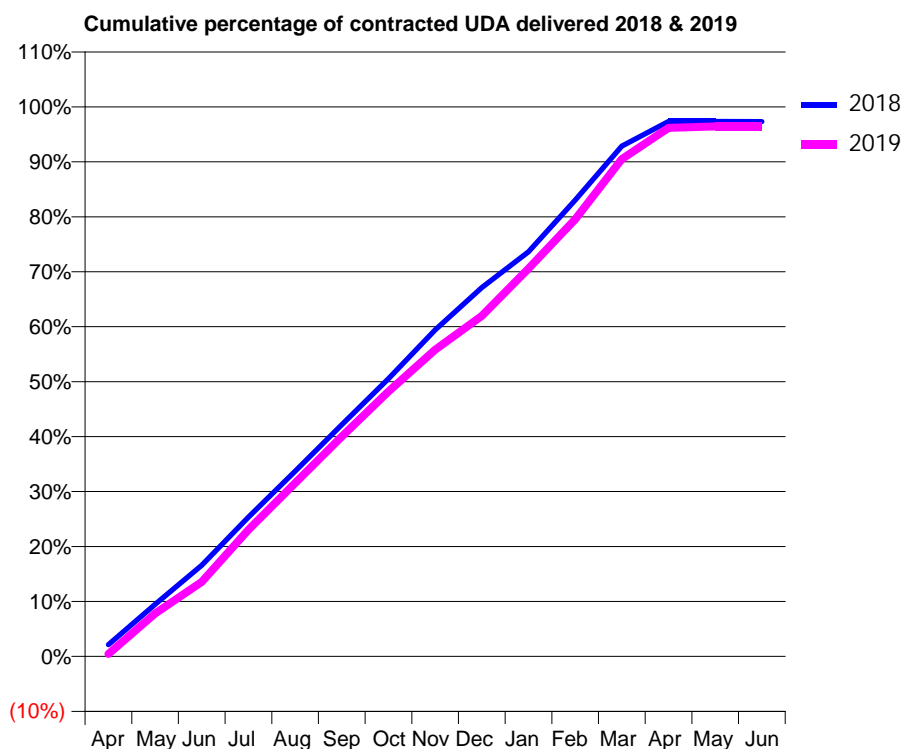
18/19 Contracted general activity (UDA)	10,000
Carry forward general activity (UDA)	268
18/19 Contracted orthodontic activity (UOA)	0
Carry forward orthodontic activity (UOA)	0
Baseline contract value	£239,889.45

ACCESS*

Patients seen in 24 months	Total	Change since previous quarter
Quarter ending March 2018	4,220	
Quarter ending June 2018	4,199	→
Quarter ending September 2018	4,216	→
Quarter ending December 2018	4,234	→
Quarter ending March 2019	4,339	↑
Variance since March 2018	2.8%	↑



ACTIVITY



Month	Adjusted Scheduled Activity (UDA)	
	2018	2019
April	215	45
May	948	782
June	1,659	1,355
July	2,535	2,307
August	3,372	3,155
September	4,216	4,000
October	5,054	4,820
November	5,941	5,583
December	6,711	6,196
January	7,364	7,057
February	8,306	7,955
March	9,287	9,051
April	9,735	9,619
May	9,735	9,643
June	9,731	9,642

QUALITY

	Quantity	Base Number	Contract	AT	Region	England
% of FP17s for the same patient ID Re-attending within 3 months - Children	143	1,470	9.7%	11.4%	11.3%	11.8%
% of FP17s for the same patient ID Re-attending within 3 months - Adults	581	3,401	17.1%	14.9%	15.4%	15.7%
% of FP17s for the same patient ID Re-attending between 3 & 9 months - Children	689	1,470	46.9%	58.4%	61.3%	58.9%
% of FP17s for the same patient ID Re-attending between 3 & 9 months - Adults	1,125	3,401	33.1%	49.0%	52.1%	50.8%
% of FP17s for Band 1 Urgent Courses	683	4,215	16.2%	9.7%	9.5%	9.1%
% of FP17s Relating to Free Repair or Replacements	14	4,215	0.3%	0.7%	0.6%	0.8%
% of FP17s Relating to Continuations	19	4,215	0.5%	0.6%	0.8%	0.9%
% of Patients satisfied with the dentistry they have received	1	1	N/A	92.3%	92.4%	92.5%
% of Patients satisfied with the time they had to wait for an appointment	0	1	N/A	84.2%	86.3%	87.0%

* This is based on patients treated on this contract for their most recent course of treatment. Figures in italics indicate the base number of FP17s or Patient Questionnaire responses are less than 100. N/A is shown where the base number of responses is less than 10 during the period. % is calculated as Quantity/Base number*100

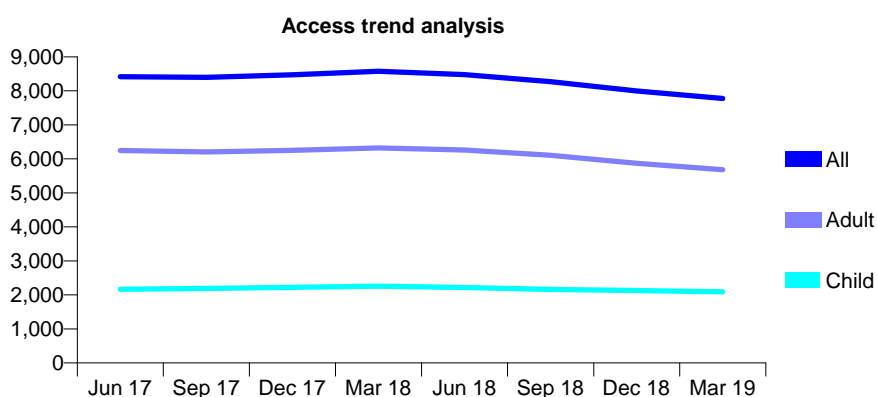
Q69 - Vital Signs At a Glance Contract Report for 101370/0073 - Year end March 2019

Name or company name	Petrie Tucker & Partners Ltd
Contract type name	GDS Contract
Purpose of contract	General
Contract start date	01/08/2006
Contract end date	

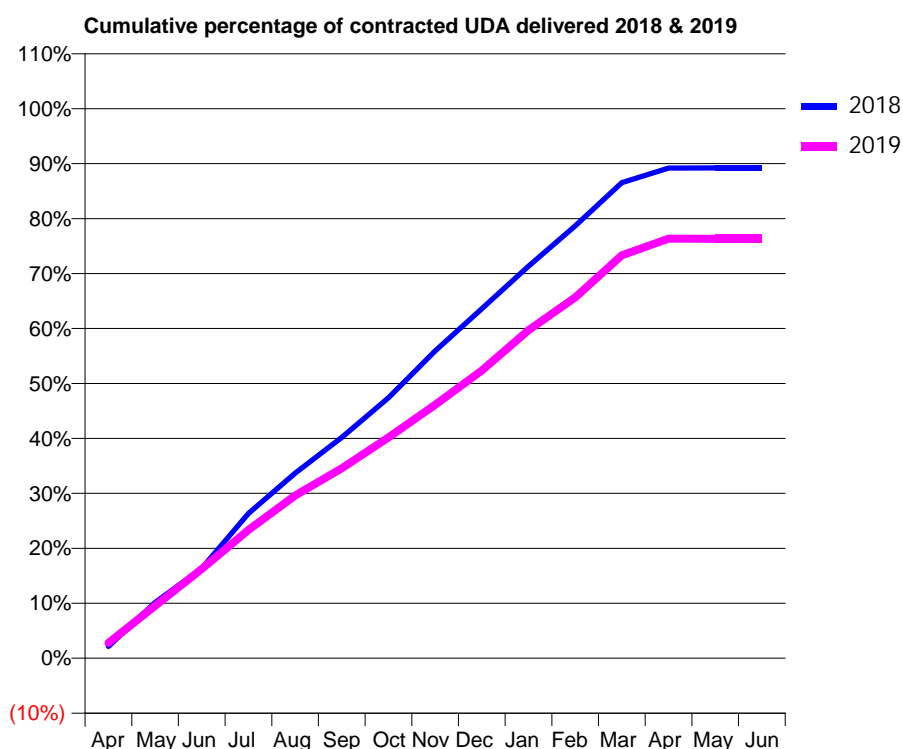
18/19 Contracted general activity (UDA)	22,500
Carry forward general activity (UDA)	0
18/19 Contracted orthodontic activity (UOA)	0
Carry forward orthodontic activity (UOA)	0
Baseline contract value	£607,499.38

ACCESS*

Patients seen in 24 months	Total	Change since previous quarter
Quarter ending March 2018	8,578	
Quarter ending June 2018	8,476	↓
Quarter ending September 2018	8,270	↓
Quarter ending December 2018	7,999	↓
Quarter ending March 2019	7,776	↓
Variance since March 2018	(9.3%)	↓



ACTIVITY



Month	2018	2019
April	481	626
May	2,283	2,149
June	3,680	3,656
July	5,925	5,253
August	7,582	6,664
September	9,042	7,777
October	10,665	9,040
November	12,583	10,374
December	14,309	11,778
January	16,050	13,426
February	17,698	14,775
March	19,473	16,499
April	20,071	17,173
May	20,072	17,171
June	20,072	17,170

QUALITY

	Quantity	Base Number	Contract	AT	Region	England
% of FP17s for the same patient ID Re-attending within 3 months - Children	106	2,643	4.0%	11.4%	11.3%	11.8%
% of FP17s for the same patient ID Re-attending within 3 months - Adults	642	6,254	10.3%	14.9%	15.4%	15.7%
% of FP17s for the same patient ID Re-attending between 3 & 9 months - Children	1,487	2,643	56.3%	58.4%	61.3%	58.9%
% of FP17s for the same patient ID Re-attending between 3 & 9 months - Adults	2,546	6,254	40.7%	49.0%	52.1%	50.8%
% of FP17s for Band 1 Urgent Courses	664	8,904	7.5%	9.7%	9.5%	9.1%
% of FP17s Relating to Free Repair or Replacements	44	8,904	0.5%	0.7%	0.6%	0.8%
% of FP17s Relating to Continuations	87	8,904	1.0%	0.6%	0.8%	0.9%
% of Patients satisfied with the dentistry they have received	3	3	N/A	92.3%	92.4%	92.5%
% of Patients satisfied with the time they had to wait for an appointment	2	3	N/A	84.2%	86.3%	87.0%

* This is based on patients treated on this contract for their most recent course of treatment.

Figures in italics indicate the base number of FP17s or Patient Questionnaire responses are less than 100. N/A is shown where the base number of responses is less than 10 during the period. % is calculated as Quantity/Base number*100

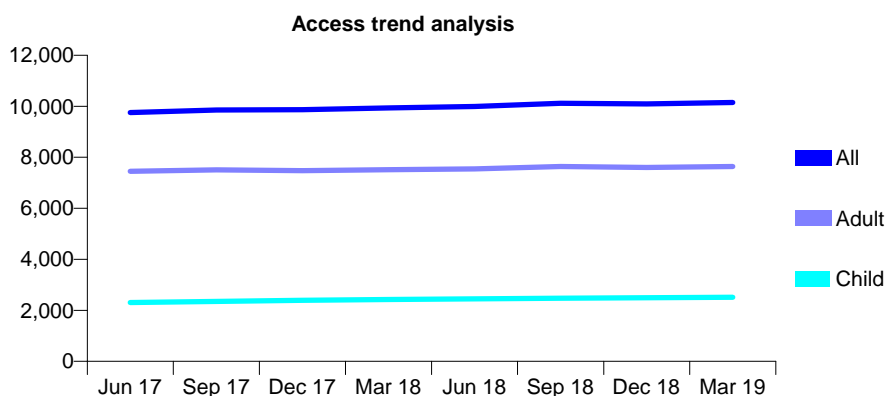
Q69 - Vital Signs At a Glance Contract Report for 101435/0014 - Year end March 2019

Name or company name	IDH Limited
Contract type name	GDS Contract
Purpose of contract	General
Contract start date	01/04/2006
Contract end date	

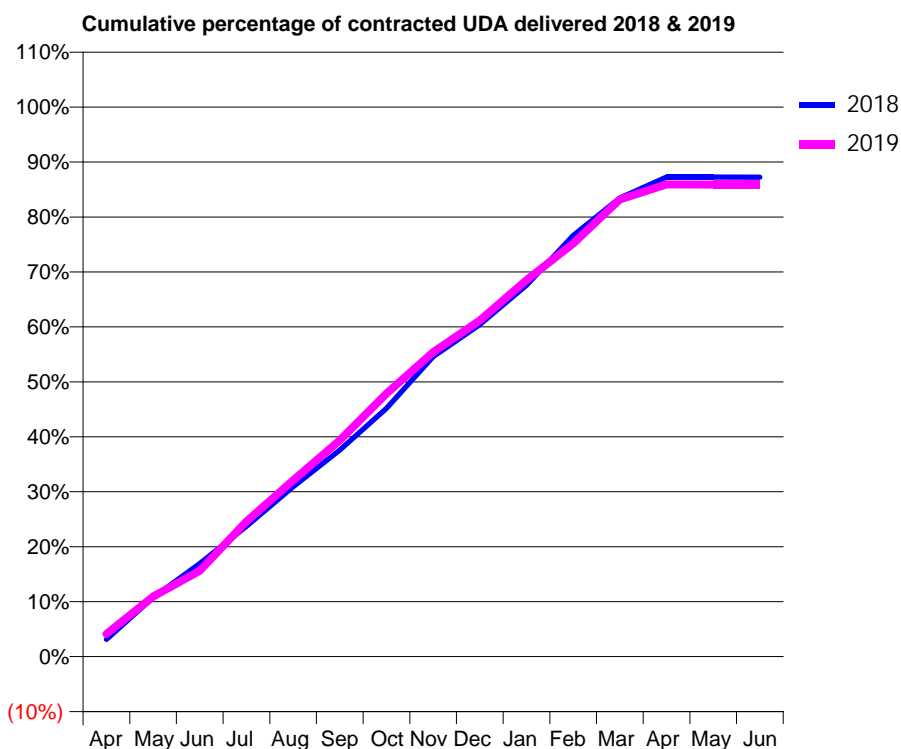
18/19 Contracted general activity (UDA)	32,539
Carry forward general activity (UDA)	0
18/19 Contracted orthodontic activity (UOA)	0
Carry forward orthodontic activity (UOA)	0
Baseline contract value	£739,189.45

ACCESS*

Patients seen in 24 months	Total	Change since previous quarter
Quarter ending March 2018	9,937	
Quarter ending June 2018	9,990	→
Quarter ending September 2018	10,115	→
Quarter ending December 2018	10,092	→
Quarter ending March 2019	10,150	→
Variance since March 2018	2.1%	↑



ACTIVITY



Month	Adjusted Scheduled Activity (UDA)	
	2018	2019
April	1,021	1,336
May	3,500	3,560
June	5,504	5,081
July	7,716	8,005
August	10,059	10,446
September	12,231	12,811
October	14,698	15,579
November	17,764	18,028
December	19,659	19,903
January	21,984	22,292
February	24,931	24,458
March	27,152	27,072
April	28,395	27,954
May	28,388	27,947
June	28,384	27,946

QUALITY

	Quantity	Base Number	Contract	AT	Region	England
% of FP17s for the same patient ID Re-attending within 3 months - Children	199	3,349	5.9%	11.4%	11.3%	11.8%
% of FP17s for the same patient ID Re-attending within 3 months - Adults	844	8,387	10.1%	14.9%	15.4%	15.7%
% of FP17s for the same patient ID Re-attending between 3 & 9 months - Children	1,812	3,349	54.1%	58.4%	61.3%	58.9%
% of FP17s for the same patient ID Re-attending between 3 & 9 months - Adults	3,470	8,387	41.4%	49.0%	52.1%	50.8%
% of FP17s for Band 1 Urgent Courses	600	11,641	5.2%	9.7%	9.5%	9.1%
% of FP17s Relating to Free Repair or Replacements	42	11,641	0.4%	0.7%	0.6%	0.8%
% of FP17s Relating to Continuations	179	11,641	1.5%	0.6%	0.8%	0.9%
% of Patients satisfied with the dentistry they have received	7	8	N/A	92.3%	92.4%	92.5%
% of Patients satisfied with the time they had to wait for an appointment	7	8	N/A	84.2%	86.3%	87.0%

* This is based on patients treated on this contract for their most recent course of treatment. Figures in italics indicate the base number of FP17s or Patient Questionnaire responses are less than 100. N/A is shown where the base number of responses is less than 10 during the period. % is calculated as Quantity/Base number*100

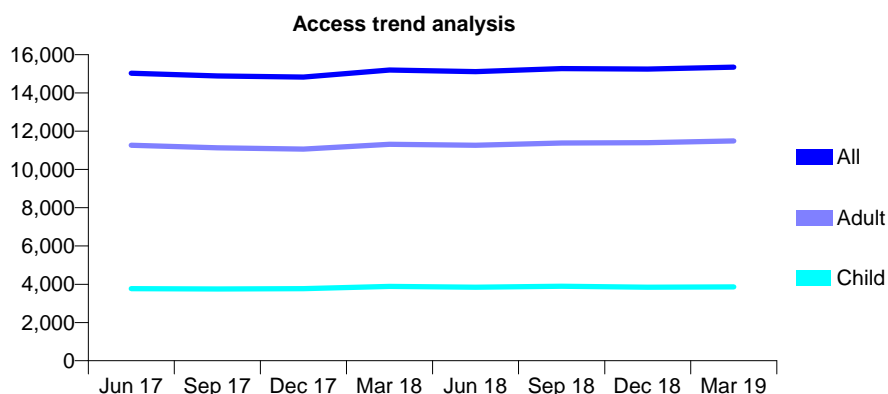
Q69 - Vital Signs At a Glance Contract Report for 101435/0035 - Year end March 2019

Name or company name	IDH Limited
Contract type name	GDS Contract
Purpose of contract	General
Contract start date	01/04/2006
Contract end date	

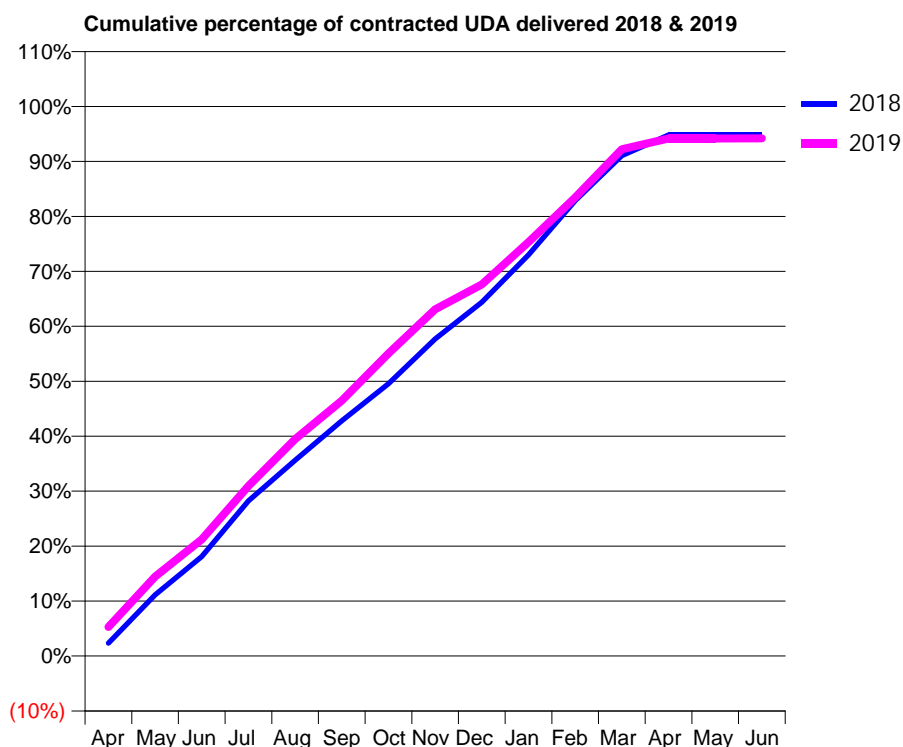
18/19 Contracted general activity (UDA)	35,138
Carry forward general activity (UDA)	0
18/19 Contracted orthodontic activity (UOA)	0
Carry forward orthodontic activity (UOA)	0
Baseline contract value	£784,569.05

ACCESS*

Patients seen in 24 months	Total	Change since previous quarter
Quarter ending March 2018	15,193	
Quarter ending June 2018	15,112	→
Quarter ending September 2018	15,273	→
Quarter ending December 2018	15,243	→
Quarter ending March 2019	15,348	→
Variance since March 2018	1.0%	→



ACTIVITY



Month	Adjusted Scheduled Activity (UDA)	
	2018	2019
April	819	1,852
May	3,917	5,082
June	6,364	7,460
July	9,922	10,873
August	12,522	13,869
September	15,035	16,326
October	17,407	19,346
November	20,278	22,177
December	22,615	23,748
January	25,647	26,475
February	29,112	29,319
March	31,990	32,409
April	33,307	33,086
May	33,311	33,091
June	33,307	33,094

QUALITY

	Quantity	Base Number	Contract	AT	Region	England
% of FP17s for the same patient ID Re-attending within 3 months - Children	188	4,790	3.9%	11.4%	11.3%	11.8%
% of FP17s for the same patient ID Re-attending within 3 months - Adults	1,089	12,921	8.4%	14.9%	15.4%	15.7%
% of FP17s for the same patient ID Re-attending between 3 & 9 months - Children	2,434	4,790	50.8%	58.4%	61.3%	58.9%
% of FP17s for the same patient ID Re-attending between 3 & 9 months - Adults	5,575	12,921	43.1%	49.0%	52.1%	50.8%
% of FP17s for Band 1 Urgent Courses	1,053	17,463	6.0%	9.7%	9.5%	9.1%
% of FP17s Relating to Free Repair or Replacements	67	17,463	0.4%	0.7%	0.6%	0.8%
% of FP17s Relating to Continuations	108	17,463	0.6%	0.6%	0.8%	0.9%
% of Patients satisfied with the dentistry they have received	5	5	N/A	92.3%	92.4%	92.5%
% of Patients satisfied with the time they had to wait for an appointment	5	5	N/A	84.2%	86.3%	87.0%

* This is based on patients treated on this contract for their most recent course of treatment.

Figures in italics indicate the base number of FP17s or Patient Questionnaire responses are less than 100. N/A is shown where the base number of responses is less than 10 during the period. % is calculated as Quantity/Base number*100

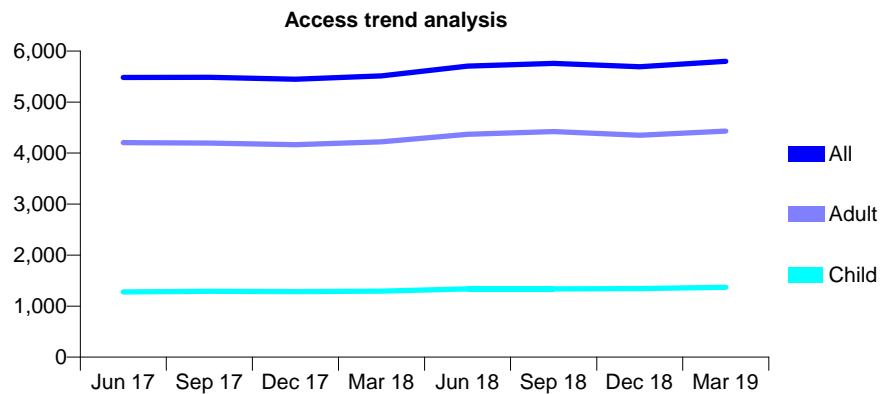
Q69 - Vital Signs At a Glance Contract Report for 101435/0054 - Year end March 2019

Name or company name	IDH Limited
Contract type name	GDS Contract
Purpose of contract	General
Contract start date	01/12/2006
Contract end date	

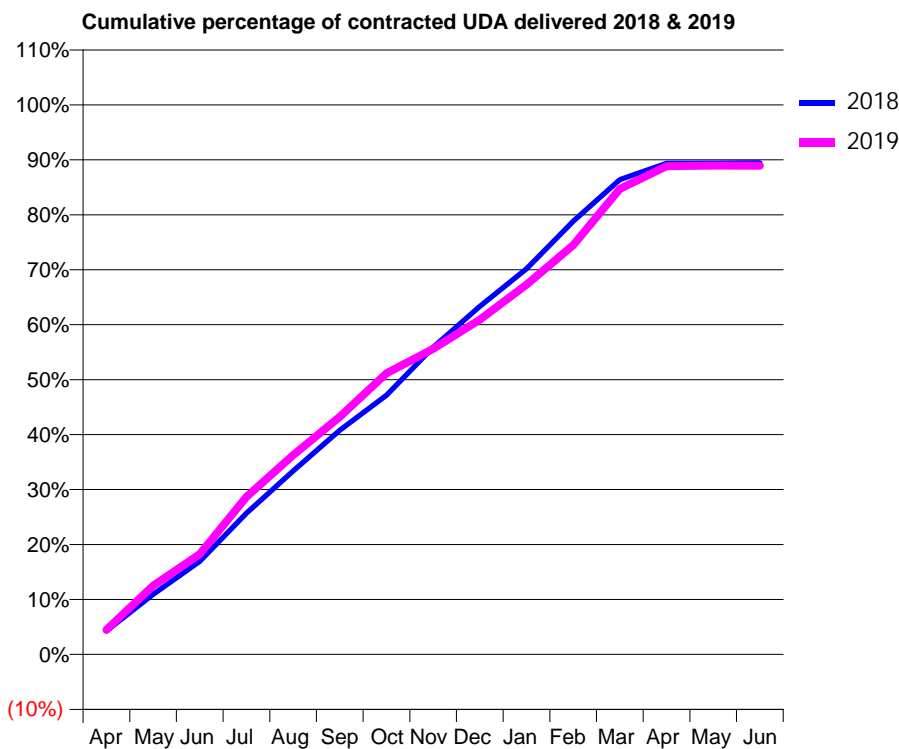
18/19 Contracted general activity (UDA)	13,010
Carry forward general activity (UDA)	0
18/19 Contracted orthodontic activity (UOA)	0
Carry forward orthodontic activity (UOA)	0
Baseline contract value	£331,556.33

ACCESS*

Patients seen in 24 months	Total	Change since previous quarter
Quarter ending March 2018	5,515	
Quarter ending June 2018	5,707	↑
Quarter ending September 2018	5,759	→
Quarter ending December 2018	5,692	↓
Quarter ending March 2019	5,800	→
Variance since March 2018	5.2%	↑



ACTIVITY



Month	Adjusted Scheduled Activity (UDA)	
	2018	2019
April	554	582
May	1,423	1,629
June	2,207	2,375
July	3,345	3,730
August	4,346	4,720
September	5,306	5,625
October	6,134	6,657
November	7,274	7,233
December	8,239	7,923
January	9,127	8,752
February	10,253	9,691
March	11,238	11,019
April	11,625	11,557
May	11,629	11,572
June	11,637	11,568

QUALITY

	Quantity	Base Number	Contract	AT	Region	England
% of FP17s for the same patient ID Re-attending within 3 months - Children	79	1,575	5.0%	11.4%	11.3%	11.8%
% of FP17s for the same patient ID Re-attending within 3 months - Adults	444	4,712	9.4%	14.9%	15.4%	15.7%
% of FP17s for the same patient ID Re-attending between 3 & 9 months - Children	784	1,575	49.8%	58.4%	61.3%	58.9%
% of FP17s for the same patient ID Re-attending between 3 & 9 months - Adults	2,175	4,712	46.2%	49.0%	52.1%	50.8%
% of FP17s for Band 1 Urgent Courses	545	6,360	8.6%	9.7%	9.5%	9.1%
% of FP17s Relating to Free Repair or Replacements	10	6,360	0.2%	0.7%	0.6%	0.8%
% of FP17s Relating to Continuations	43	6,360	0.7%	0.6%	0.8%	0.9%
% of Patients satisfied with the dentistry they have received	3	3	N/A	92.3%	92.4%	92.5%
% of Patients satisfied with the time they had to wait for an appointment	3	3	N/A	84.2%	86.3%	87.0%

* This is based on patients treated on this contract for their most recent course of treatment. Figures in italics indicate the base number of FP17s or Patient Questionnaire responses are less than 100. N/A is shown where the base number of responses is less than 10 during the period. % is calculated as Quantity/Base number*100

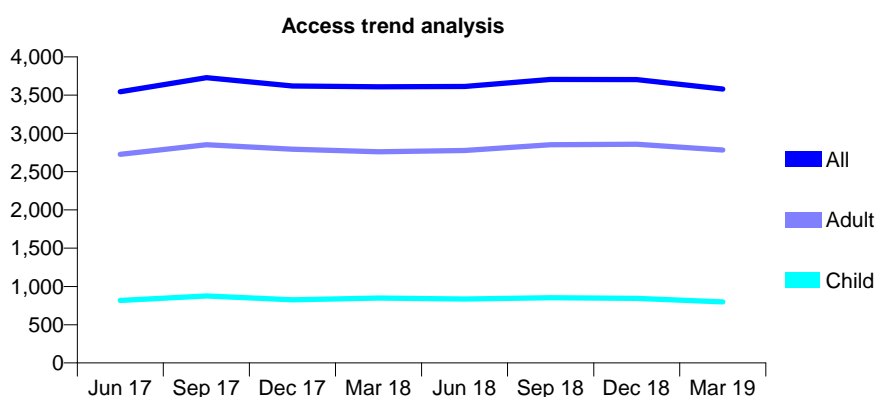
Q69 - Vital Signs At a Glance Contract Report for 101435/0109 - Year end March 2019

Name or company name	IDH Limited
Contract type name	GDS Contract
Purpose of contract	General
Contract start date	01/07/2008
Contract end date	

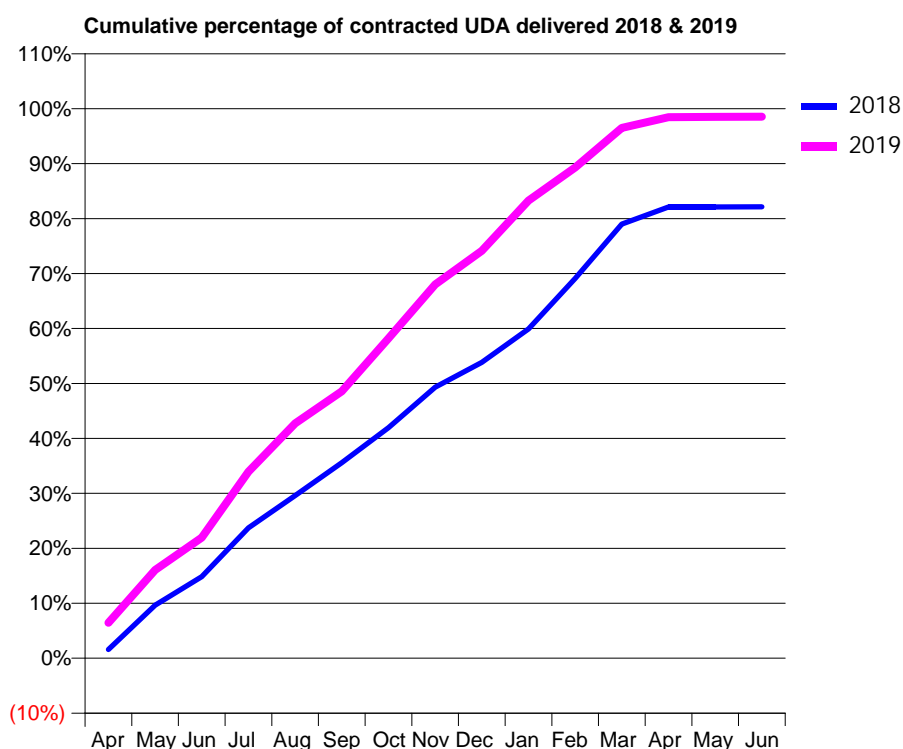
18/19 Contracted general activity (UDA)	10,590
Carry forward general activity (UDA)	0
18/19 Contracted orthodontic activity (UOA)	0
Carry forward orthodontic activity (UOA)	0
Baseline contract value	£254,206.17

ACCESS*

Patients seen in 24 months	Total	Change since previous quarter
Quarter ending March 2018	3,608	
Quarter ending June 2018	3,612	→
Quarter ending September 2018	3,704	↑
Quarter ending December 2018	3,702	→
Quarter ending March 2019	3,579	↓
Variance since March 2018	(0.8%)	→



ACTIVITY



Month	Adjusted Scheduled Activity (UDA)	
	2018	2019
April	167	682
May	1,025	1,704
June	1,572	2,324
July	2,511	3,594
August	3,137	4,527
September	3,765	5,143
October	4,442	6,164
November	5,223	7,203
December	5,702	7,850
January	6,346	8,819
February	7,320	9,459
March	8,366	10,220
April	8,696	10,425
May	8,696	10,432
June	8,697	10,435

QUALITY

	Quantity	Base Number	Contract	AT	Region	England
% of FP17s for the same patient ID Re-attending within 3 months - Children	72	1,161	6.2%	11.4%	11.3%	11.8%
% of FP17s for the same patient ID Re-attending within 3 months - Adults	362	3,199	11.3%	14.9%	15.4%	15.7%
% of FP17s for the same patient ID Re-attending between 3 & 9 months - Children	509	1,161	43.8%	58.4%	61.3%	58.9%
% of FP17s for the same patient ID Re-attending between 3 & 9 months - Adults	1,083	3,199	33.9%	49.0%	52.1%	50.8%
% of FP17s for Band 1 Urgent Courses	355	4,303	8.3%	9.7%	9.5%	9.1%
% of FP17s Relating to Free Repair or Replacements	23	4,303	0.5%	0.7%	0.6%	0.8%
% of FP17s Relating to Continuations	42	4,303	1.0%	0.6%	0.8%	0.9%
% of Patients satisfied with the dentistry they have received	1	2	N/A	92.3%	92.4%	92.5%
% of Patients satisfied with the time they had to wait for an appointment	1	2	N/A	84.2%	86.3%	87.0%

* This is based on patients treated on this contract for their most recent course of treatment.

Figures in italics indicate the base number of FP17s or Patient Questionnaire responses are less than 100. N/A is shown where the base number of responses is less than 10 during the period. % is calculated as Quantity/Base number*100

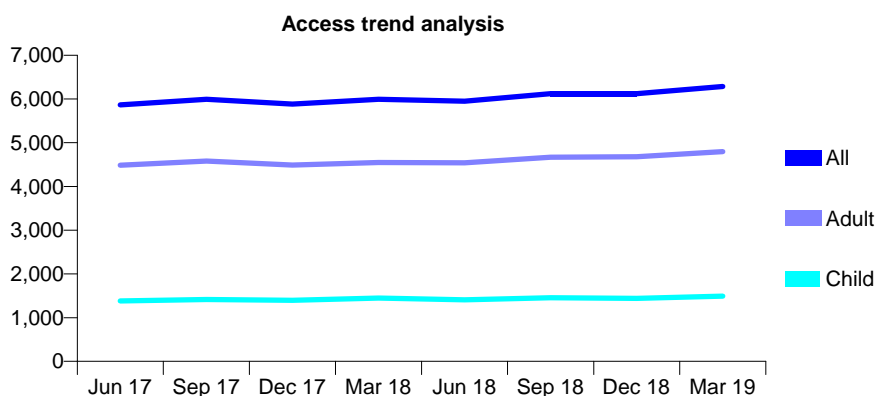
Q69 - Vital Signs At a Glance Contract Report for 102504/0001 - Year end March 2019

Name or company name	Chess House (UK) Limited
Contract type name	GDS Contract
Purpose of contract	General
Contract start date	01/05/2010
Contract end date	

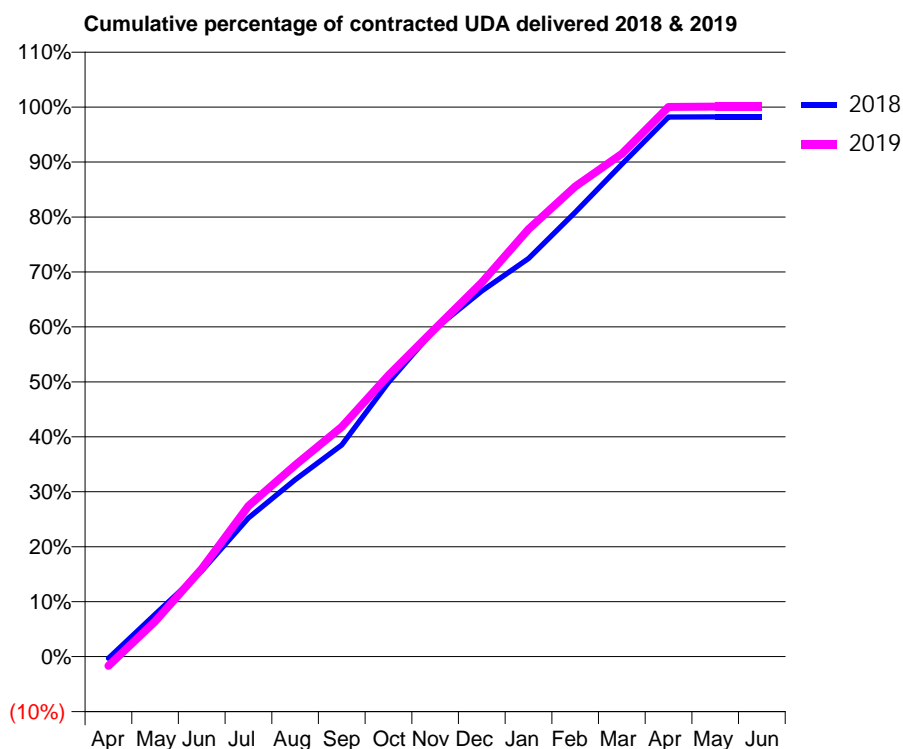
18/19 Contracted general activity (UDA)	16,520
Carry forward general activity (UDA)	279
18/19 Contracted orthodontic activity (UOA)	0
Carry forward orthodontic activity (UOA)	0
Baseline contract value	£384,808.10

ACCESS*

Patients seen in 24 months	Total	Change since previous quarter
Quarter ending March 2018	5,993	
Quarter ending June 2018	5,950	→
Quarter ending September 2018	6,120	↑
Quarter ending December 2018	6,122	→
Quarter ending March 2019	6,287	↑
Variance since March 2018	4.9%	↑



ACTIVITY



Month	Adjusted Scheduled Activity (UDA)	
	2018	2019
April	-50	-279
May	1,203	1,059
June	2,436	2,639
July	3,943	4,527
August	5,028	5,760
September	6,018	6,905
October	7,794	8,455
November	9,324	9,859
December	10,392	11,248
January	11,315	12,846
February	12,627	14,134
March	13,991	15,113
April	15,337	16,521
May	15,341	16,530
June	15,340	16,530

QUALITY

	Quantity	Base Number	Contract	AT	Region	England
% of FP17s for the same patient ID Re-attending within 3 months - Children	202	2,024	10.0%	11.4%	11.3%	11.8%
% of FP17s for the same patient ID Re-attending within 3 months - Adults	1,284	6,752	19.0%	14.9%	15.4%	15.7%
% of FP17s for the same patient ID Re-attending between 3 & 9 months - Children	1,030	2,024	50.9%	58.4%	61.3%	58.9%
% of FP17s for the same patient ID Re-attending between 3 & 9 months - Adults	3,405	6,752	50.4%	49.0%	52.1%	50.8%
% of FP17s for Band 1 Urgent Courses	1,320	8,892	14.8%	9.7%	9.5%	9.1%
% of FP17s Relating to Free Repair or Replacements	24	8,892	0.3%	0.7%	0.6%	0.8%
% of FP17s Relating to Continuations	87	8,892	1.0%	0.6%	0.8%	0.9%
% of Patients satisfied with the dentistry they have received	7	7	N/A	92.3%	92.4%	92.5%
% of Patients satisfied with the time they had to wait for an appointment	7	7	N/A	84.2%	86.3%	87.0%

* This is based on patients treated on this contract for their most recent course of treatment. Figures in italics indicate the base number of FP17s or Patient Questionnaire responses are less than 100. N/A is shown where the base number of responses is less than 10 during the period. % is calculated as Quantity/Base number*100

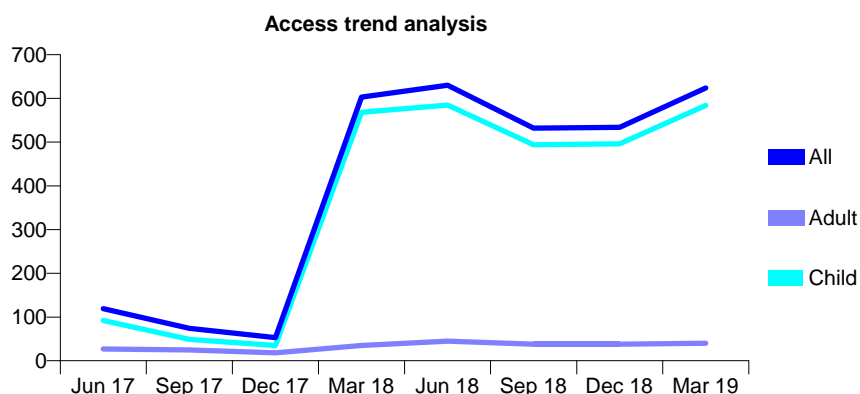
Q69 - Vital Signs At a Glance Contract Report for 103284/0001 - Year end March 2019

Name or company name	Grove Green Dental Surgery
Contract type name	GDS Contract
Purpose of contract	General
Contract start date	01/07/2011
Contract end date	

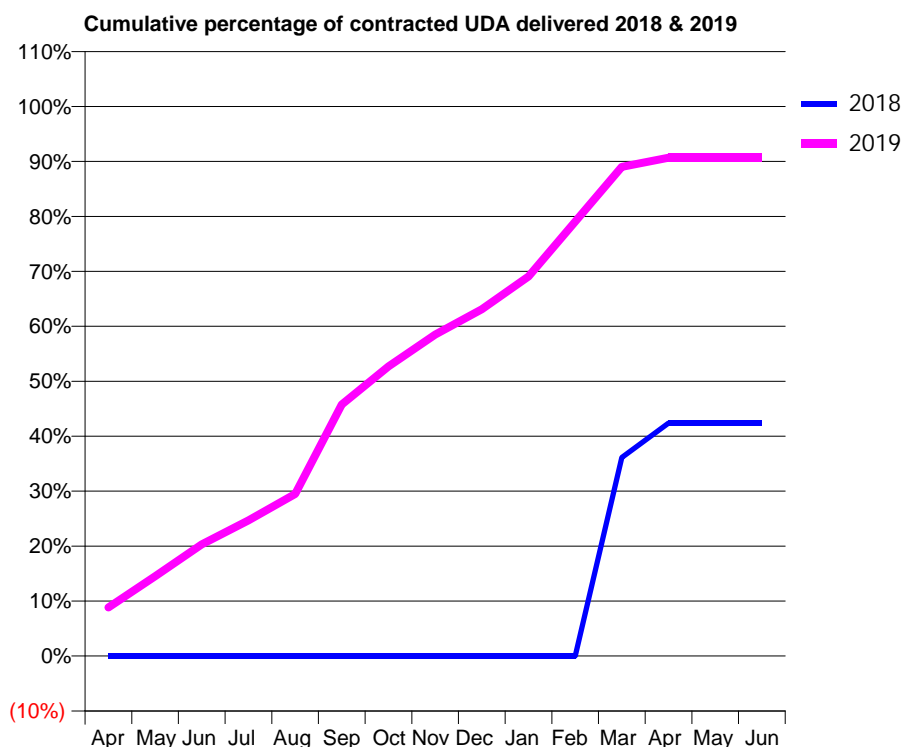
18/19 Contracted general activity (UDA)	1,277
Carry forward general activity (UDA)	0
18/19 Contracted orthodontic activity (UOA)	0
Carry forward orthodontic activity (UOA)	0
Baseline contract value	£31,051.07

ACCESS*

Patients seen in 24 months	Total	Change since previous quarter
Quarter ending March 2018	603	
Quarter ending June 2018	630	↑
Quarter ending September 2018	532	↓
Quarter ending December 2018	534	→
Quarter ending March 2019	624	↑
Variance since March 2018	3.5%	↑



ACTIVITY



Month	Adjusted Scheduled Activity (UDA)	
	2018	2019
April	0	113
May	0	185
June	0	259
July	0	315
August	0	377
September	0	584
October	0	673
November	0	747
December	0	806
January	0	882
February	0	1,009
March	461	1,137
April	541	1,158
May	541	1,158
June	541	1,158

QUALITY

	Quantity	Base Number	Contract	AT	Region	England
% of FP17s for the same patient ID Re-attending within 3 months - Children	45	892	5.0%	11.4%	11.3%	11.8%
% of FP17s for the same patient ID Re-attending within 3 months - Adults	1	15	6.7%	14.9%	15.4%	15.7%
% of FP17s for the same patient ID Re-attending between 3 & 9 months - Children	315	892	35.3%	58.4%	61.3%	58.9%
% of FP17s for the same patient ID Re-attending between 3 & 9 months - Adults	5	15	33.3%	49.0%	52.1%	50.8%
% of FP17s for Band 1 Urgent Courses	24	882	2.7%	9.7%	9.5%	9.1%
% of FP17s Relating to Free Repair or Replacements	0	882	0.0%	0.7%	0.6%	0.8%
% of FP17s Relating to Continuations	0	882	0.0%	0.6%	0.8%	0.9%
% of Patients satisfied with the dentistry they have received	0	0	N/A	92.3%	92.4%	92.5%
% of Patients satisfied with the time they had to wait for an appointment	0	0	N/A	84.2%	86.3%	87.0%

* This is based on patients treated on this contract for their most recent course of treatment. Figures in italics indicate the base number of FP17s or Patient Questionnaire responses are less than 100. N/A is shown where the base number of responses is less than 10 during the period. % is calculated as Quantity/Base number*100

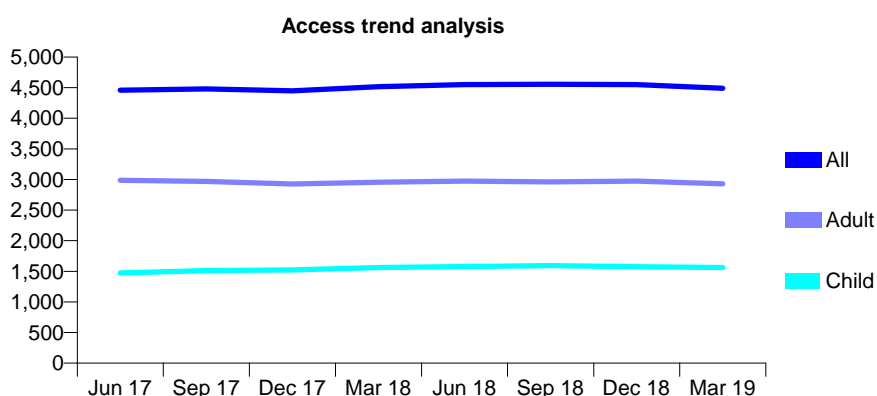
Q69 - Vital Signs At a Glance Contract Report for 103624/0001 - Year end March 2019

Name or company name	CASTLE HILL DENTAL CARE LTD
Contract type name	GDS Contract
Purpose of contract	General
Contract start date	01/08/2012
Contract end date	

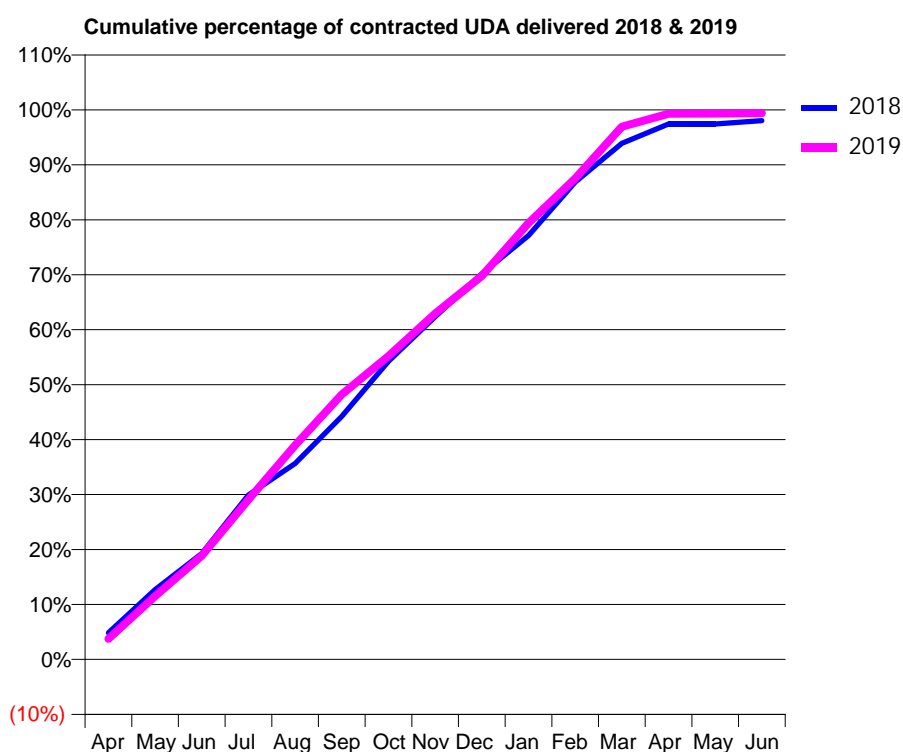
18/19 Contracted general activity (UDA)	9,075
Carry forward general activity (UDA)	178
18/19 Contracted orthodontic activity (UOA)	0
Carry forward orthodontic activity (UOA)	0
Baseline contract value	£220,100.12

ACCESS*

Patients seen in 24 months	Total	Change since previous quarter
Quarter ending March 2018	4,515	
Quarter ending June 2018	4,551	→
Quarter ending September 2018	4,555	→
Quarter ending December 2018	4,551	→
Quarter ending March 2019	4,489	↓
Variance since March 2018	(0.6%)	→



ACTIVITY



Month	Adjusted Scheduled Activity (UDA)	
	2018	2019
April	440	339
May	1,153	1,045
June	1,748	1,712
July	2,716	2,639
August	3,236	3,537
September	4,013	4,375
October	4,924	5,008
November	5,661	5,714
December	6,367	6,330
January	7,000	7,206
February	7,882	7,942
March	8,521	8,796
April	8,840	9,010
May	8,840	9,014
June	8,896	9,021

QUALITY

	Quantity	Base Number	Contract	AT	Region	England
% of FP17s for the same patient ID Re-attending within 3 months - Children	147	2,128	6.9%	11.4%	11.3%	11.8%
% of FP17s for the same patient ID Re-attending within 3 months - Adults	508	3,395	15.0%	14.9%	15.4%	15.7%
% of FP17s for the same patient ID Re-attending between 3 & 9 months - Children	1,017	2,128	47.8%	58.4%	61.3%	58.9%
% of FP17s for the same patient ID Re-attending between 3 & 9 months - Adults	1,252	3,395	36.9%	49.0%	52.1%	50.8%
% of FP17s for Band 1 Urgent Courses	535	5,328	10.0%	9.7%	9.5%	9.1%
% of FP17s Relating to Free Repair or Replacements	26	5,328	0.5%	0.7%	0.6%	0.8%
% of FP17s Relating to Continuations	19	5,328	0.4%	0.6%	0.8%	0.9%
% of Patients satisfied with the dentistry they have received	1	1	N/A	92.3%	92.4%	92.5%
% of Patients satisfied with the time they had to wait for an appointment	1	1	N/A	84.2%	86.3%	87.0%

* This is based on patients treated on this contract for their most recent course of treatment. Figures in italics indicate the base number of FP17s or Patient Questionnaire responses are less than 100. N/A is shown where the base number of responses is less than 10 during the period. % is calculated as Quantity/Base number*100

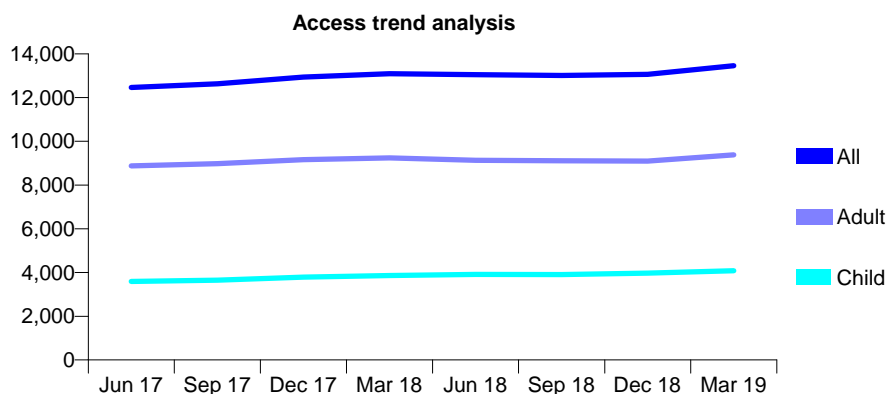
Q69 - Vital Signs At a Glance Contract Report for 104280/0001 - Year end March 2019

Name or company name	BUSBY HOUSE DENTAL CENTRE LTD
Contract type name	GDS Contract
Purpose of contract	General
Contract start date	01/10/2010
Contract end date	

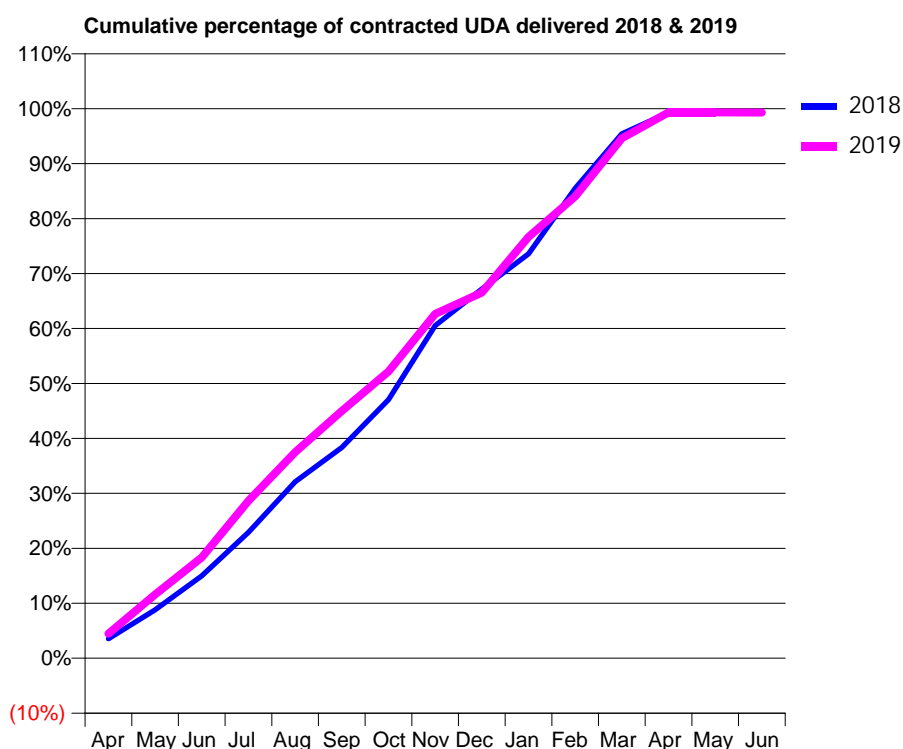
18/19 Contracted general activity (UDA)	29,407
Carry forward general activity (UDA)	0
18/19 Contracted orthodontic activity (UOA)	0
Carry forward orthodontic activity (UOA)	0
Baseline contract value	£717,142.85

ACCESS*

Patients seen in 24 months	Total	Change since previous quarter
Quarter ending March 2018	13,095	
Quarter ending June 2018	13,046	→
Quarter ending September 2018	13,016	→
Quarter ending December 2018	13,062	→
Quarter ending March 2019	13,461	↑
Variance since March 2018	2.8%	↑



ACTIVITY



Month	2018	2019
April	1,047	1,316
May	2,597	3,413
June	4,408	5,392
July	6,741	8,421
August	9,442	11,028
September	11,274	13,224
October	13,831	15,340
November	17,803	18,420
December	19,748	19,567
January	21,630	22,548
February	25,150	24,707
March	28,055	27,821
April	29,198	29,205
May	29,205	29,206
June	29,218	29,200

QUALITY

	Quantity	Base Number	Contract	AT	Region	England
% of FP17s for the same patient ID Re-attending within 3 months - Children	469	6,147	7.6%	11.4%	11.3%	11.8%
% of FP17s for the same patient ID Re-attending within 3 months - Adults	2,296	12,570	18.3%	14.9%	15.4%	15.7%
% of FP17s for the same patient ID Re-attending between 3 & 9 months - Children	3,744	6,147	60.9%	58.4%	61.3%	58.9%
% of FP17s for the same patient ID Re-attending between 3 & 9 months - Adults	6,451	12,570	51.3%	49.0%	52.1%	50.8%
% of FP17s for Band 1 Urgent Courses	2,132	17,101	12.5%	9.7%	9.5%	9.1%
% of FP17s Relating to Free Repair or Replacements	140	17,101	0.8%	0.7%	0.6%	0.8%
% of FP17s Relating to Continuations	65	17,101	0.4%	0.6%	0.8%	0.9%
% of Patients satisfied with the dentistry they have received	3	3	N/A	92.3%	92.4%	92.5%
% of Patients satisfied with the time they had to wait for an appointment	3	3	N/A	84.2%	86.3%	87.0%

* This is based on patients treated on this contract for their most recent course of treatment.

Figures in italics indicate the base number of FP17s or Patient Questionnaire responses are less than 100. N/A is shown where the base number of responses is less than 10 during the period. % is calculated as Quantity/Base number*100

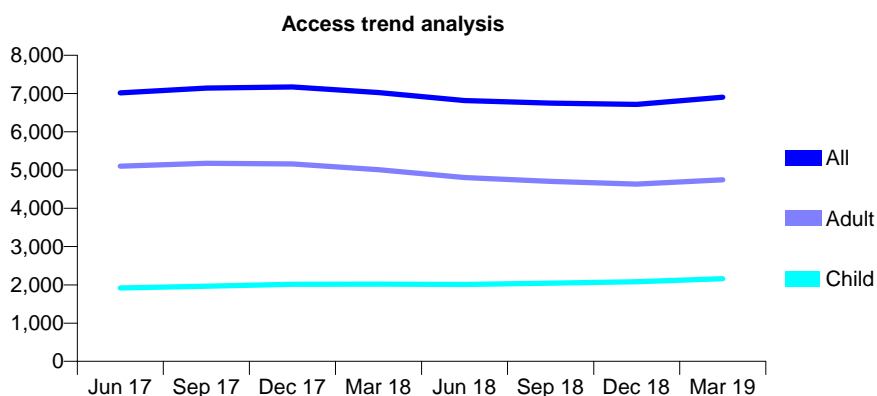
Q69 - Vital Signs At a Glance Contract Report for 104345/0001 - Year end March 2019

Name or company name	Michael Fahami LTD
Contract type name	GDS Contract
Purpose of contract	General
Contract start date	01/08/2010
Contract end date	

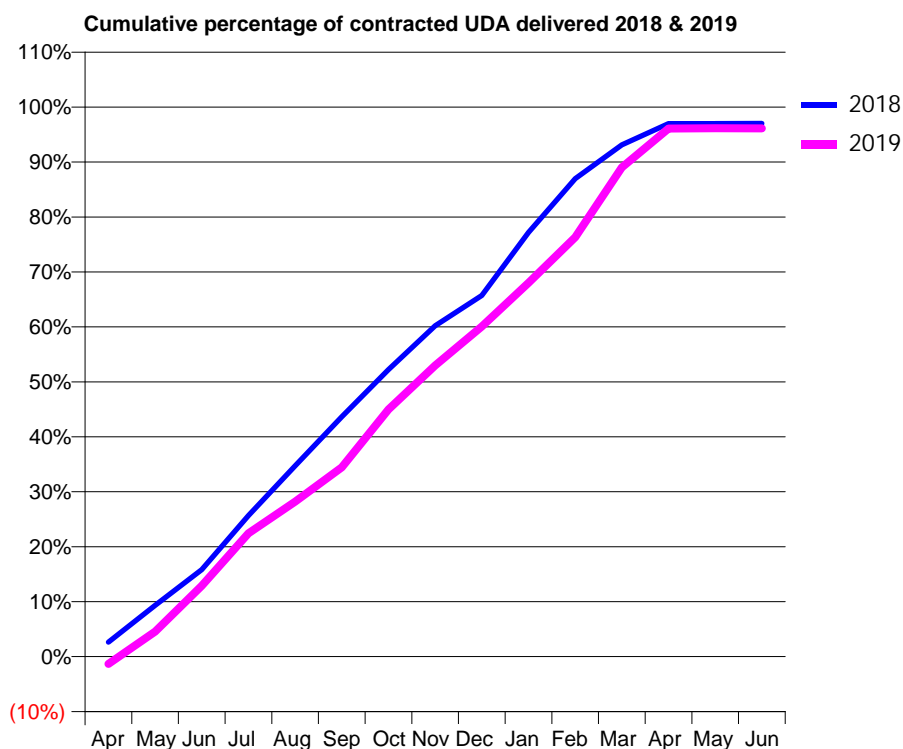
18/19 Contracted general activity (UDA)	14,700
Carry forward general activity (UDA)	462
18/19 Contracted orthodontic activity (UOA)	0
Carry forward orthodontic activity (UOA)	0
Baseline contract value	£365,399.98

ACCESS*

Patients seen in 24 months	Total	Change since previous quarter
Quarter ending March 2018	7,027	
Quarter ending June 2018	6,815	↓
Quarter ending September 2018	6,750	→
Quarter ending December 2018	6,715	→
Quarter ending March 2019	6,905	↑
Variance since March 2018	(1.7%)	↓



ACTIVITY



Month	Adjusted Scheduled Activity (UDA)	
	2018	2019
April	407	-196
May	1,437	674
June	2,440	1,897
July	3,954	3,299
August	5,350	4,147
September	6,722	5,064
October	8,045	6,611
November	9,275	7,791
December	10,119	8,830
January	11,888	9,996
February	13,396	11,219
March	14,340	13,085
April	14,935	14,124
May	14,934	14,131
June	14,938	14,127

QUALITY

	Quantity	Base Number	Contract	AT	Region	England
% of FP17s for the same patient ID Re-attending within 3 months - Children	219	3,170	6.9%	11.4%	11.3%	11.8%
% of FP17s for the same patient ID Re-attending within 3 months - Adults	718	5,967	12.0%	14.9%	15.4%	15.7%
% of FP17s for the same patient ID Re-attending between 3 & 9 months - Children	1,857	3,170	58.6%	58.4%	61.3%	58.9%
% of FP17s for the same patient ID Re-attending between 3 & 9 months - Adults	3,194	5,967	53.5%	49.0%	52.1%	50.8%
% of FP17s for Band 1 Urgent Courses	576	8,463	6.8%	9.7%	9.5%	9.1%
% of FP17s Relating to Free Repair or Replacements	42	8,463	0.5%	0.7%	0.6%	0.8%
% of FP17s Relating to Continuations	9	8,463	0.1%	0.6%	0.8%	0.9%
% of Patients satisfied with the dentistry they have received	3	3	N/A	92.3%	92.4%	92.5%
% of Patients satisfied with the time they had to wait for an appointment	1	3	N/A	84.2%	86.3%	87.0%

* This is based on patients treated on this contract for their most recent course of treatment. Figures in italics indicate the base number of FP17s or Patient Questionnaire responses are less than 100. N/A is shown where the base number of responses is less than 10 during the period. % is calculated as Quantity/Base number*100

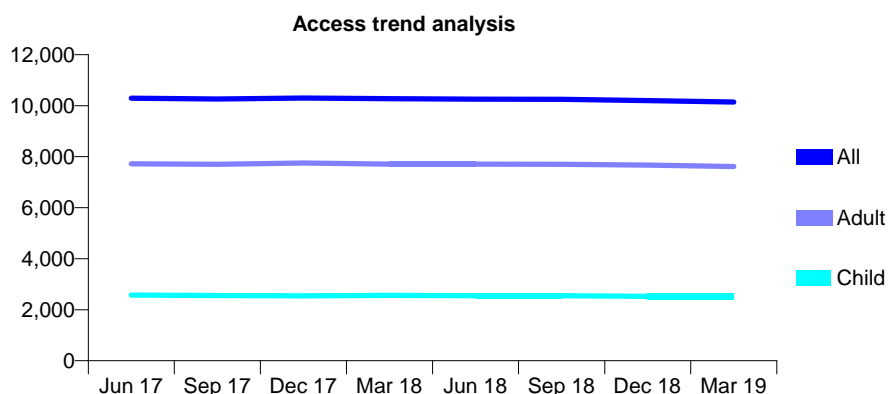
Q69 - Vital Signs At a Glance Contract Report for 105961/0001 - Year end March 2019

Name or company name	Roundshill Dental Practice
Contract type name	GDS Contract
Purpose of contract	General
Contract start date	01/04/2006
Contract end date	

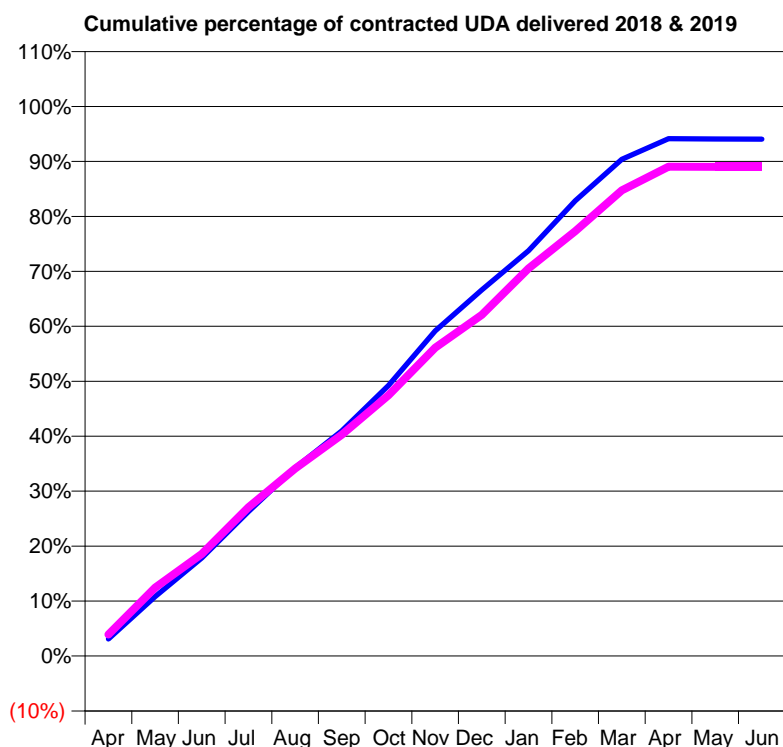
18/19 Contracted general activity (UDA)	22,935
Carry forward general activity (UDA)	0
18/19 Contracted orthodontic activity (UOA)	0
Carry forward orthodontic activity (UOA)	0
Baseline contract value	£596,135.01

ACCESS*

Patients seen in 24 months	Total	Change since previous quarter
Quarter ending March 2018	10,273	
Quarter ending June 2018	10,257	→
Quarter ending September 2018	10,249	→
Quarter ending December 2018	10,201	→
Quarter ending March 2019	10,142	→
Variance since March 2018	(1.3%)	↓



ACTIVITY



Month	Adjusted Scheduled Activity (UDA)	
	2018	2019
April	716	900
May	2,486	2,855
June	4,095	4,259
July	6,030	6,206
August	7,855	7,829
September	9,400	9,238
October	11,292	10,883
November	13,564	12,868
December	15,281	14,236
January	16,917	16,169
February	19,001	17,731
March	20,728	19,432
April	21,594	20,425
May	21,574	20,419
June	21,571	20,416

QUALITY

	Quantity	Base Number	Contract	AT	Region	England
% of FP17s for the same patient ID Re-attending within 3 months - Children	179	3,317	5.4%	11.4%	11.3%	11.8%
% of FP17s for the same patient ID Re-attending within 3 months - Adults	1,113	9,326	11.9%	14.9%	15.4%	15.7%
% of FP17s for the same patient ID Re-attending between 3 & 9 months - Children	1,834	3,317	55.3%	58.4%	61.3%	58.9%
% of FP17s for the same patient ID Re-attending between 3 & 9 months - Adults	4,376	9,326	46.9%	49.0%	52.1%	50.8%
% of FP17s for Band 1 Urgent Courses	1,336	12,689	10.5%	9.7%	9.5%	9.1%
% of FP17s Relating to Free Repair or Replacements	105	12,689	0.8%	0.7%	0.6%	0.8%
% of FP17s Relating to Continuations	38	12,689	0.3%	0.6%	0.8%	0.9%
% of Patients satisfied with the dentistry they have received	8	8	N/A	92.3%	92.4%	92.5%
% of Patients satisfied with the time they had to wait for an appointment	8	8	N/A	84.2%	86.3%	87.0%

* This is based on patients treated on this contract for their most recent course of treatment. Figures in italics indicate the base number of FP17s or Patient Questionnaire responses are less than 100. N/A is shown where the base number of responses is less than 10 during the period. % is calculated as Quantity/Base number*100

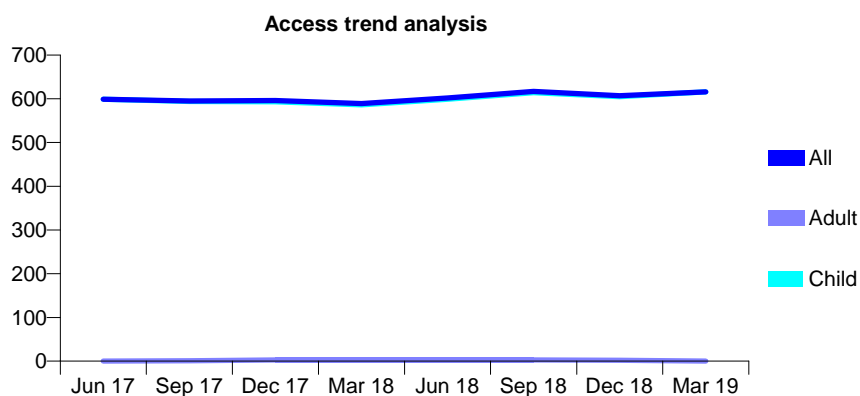
Q69 - Vital Signs At a Glance Contract Report for 108715/0001 - Year end March 2019

Name or company name	Williams and Sanghera Dental Practice
Contract type name	GDS Contract
Purpose of contract	General
Contract start date	01/11/2014
Contract end date	

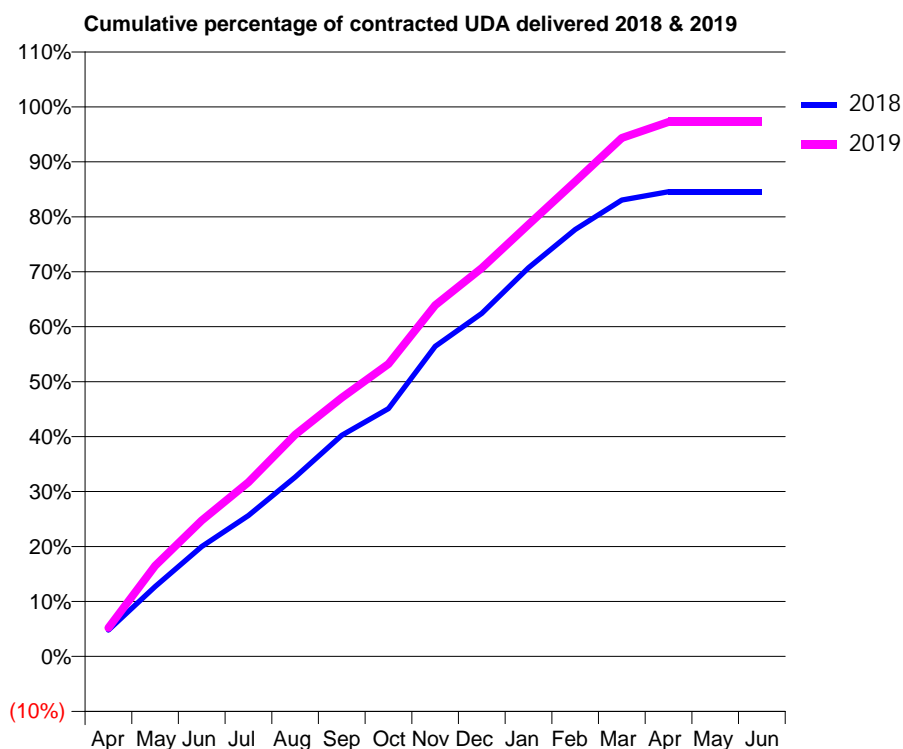
18/19 Contracted general activity (UDA)	1,305
Carry forward general activity (UDA)	0
18/19 Contracted orthodontic activity (UOA)	0
Carry forward orthodontic activity (UOA)	0
Baseline contract value	£24,152.08

ACCESS*

Patients seen in 24 months	Total	Change since previous quarter
Quarter ending March 2018	589	
Quarter ending June 2018	602	↑
Quarter ending September 2018	617	↑
Quarter ending December 2018	607	↓
Quarter ending March 2019	616	→
Variance since March 2018	4.6%	↑



ACTIVITY



Month	2018	2019
April	68	68
May	181	216
June	285	323
July	365	414
August	465	527
September	573	614
October	643	695
November	804	834
December	890	922
January	1,008	1,026
February	1,107	1,128
March	1,184	1,231
April	1,205	1,269
May	1,205	1,269
June	1,205	1,269

QUALITY

	Quantity	Base Number	Contract	AT	Region	England
% of FP17s for the same patient ID Re-attending within 3 months - Children	42	979	4.3%	11.4%	11.3%	11.8%
% of FP17s for the same patient ID Re-attending within 3 months - Adults	0	0	N/A	14.9%	15.4%	15.7%
% of FP17s for the same patient ID Re-attending between 3 & 9 months - Children	729	979	74.5%	58.4%	61.3%	58.9%
% of FP17s for the same patient ID Re-attending between 3 & 9 months - Adults	0	0	N/A	49.0%	52.1%	50.8%
% of FP17s for Band 1 Urgent Courses	21	992	2.1%	9.7%	9.5%	9.1%
% of FP17s Relating to Free Repair or Replacements	0	992	0.0%	0.7%	0.6%	0.8%
% of FP17s Relating to Continuations	0	992	0.0%	0.6%	0.8%	0.9%
% of Patients satisfied with the dentistry they have received	0	0	N/A	92.3%	92.4%	92.5%
% of Patients satisfied with the time they had to wait for an appointment	0	0	N/A	84.2%	86.3%	87.0%

* This is based on patients treated on this contract for their most recent course of treatment. Figures in italics indicate the base number of FP17s or Patient Questionnaire responses are less than 100. N/A is shown where the base number of responses is less than 10 during the period. % is calculated as Quantity/Base number*100

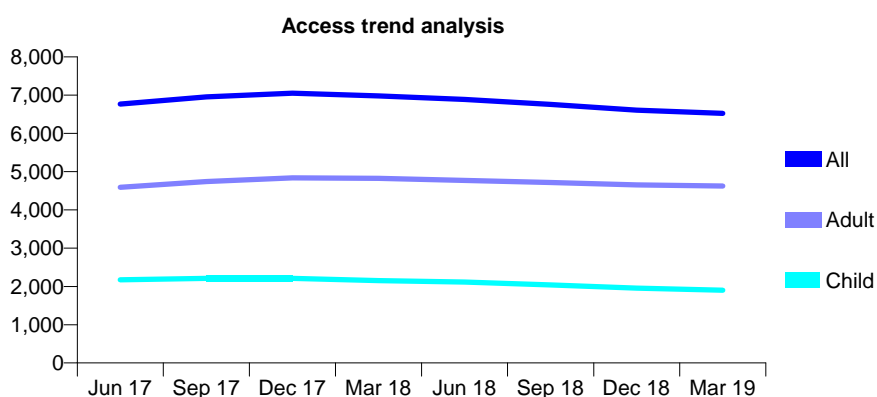
Q69 - Vital Signs At a Glance Contract Report for 111945/0001 - Year end March 2019

Name or company name	Gloucester House Dental Practice
Contract type name	GDS Contract
Purpose of contract	General
Contract start date	01/02/2016
Contract end date	

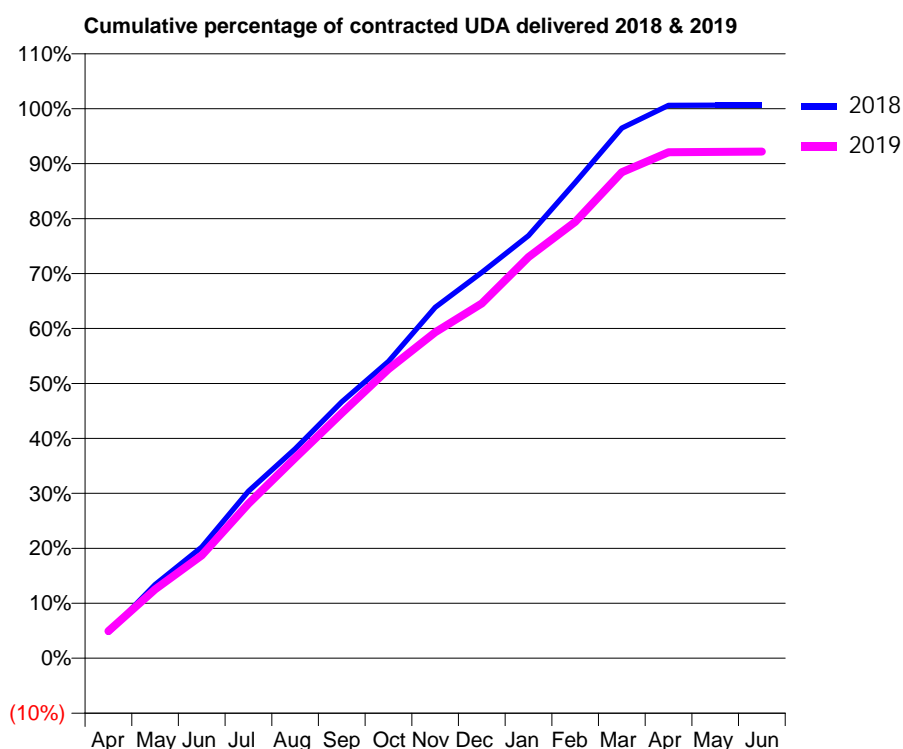
18/19 Contracted general activity (UDA)	19,387
Carry forward general activity (UDA)	-121
18/19 Contracted orthodontic activity (UOA)	0
Carry forward orthodontic activity (UOA)	0
Baseline contract value	£576,526.81

ACCESS*

Patients seen in 24 months	Total	Change since previous quarter
Quarter ending March 2018	6,979	
Quarter ending June 2018	6,886	↓
Quarter ending September 2018	6,759	↓
Quarter ending December 2018	6,607	↓
Quarter ending March 2019	6,524	↓
Variance since March 2018	(6.5%)	↓



ACTIVITY



Month	2018	2019
April	909	959
May	2,597	2,432
June	3,923	3,631
July	5,894	5,453
August	7,390	7,067
September	9,040	8,650
October	10,472	10,196
November	12,380	11,494
December	13,606	12,515
January	14,905	14,154
February	16,785	15,390
March	18,702	17,147
April	19,501	17,854
May	19,506	17,863
June	19,508	17,870

QUALITY

	Quantity	Base Number	Contract	AT	Region	England
% of FP17s for the same patient ID Re-attending within 3 months - Children	299	3,473	8.6%	11.4%	11.3%	11.8%
% of FP17s for the same patient ID Re-attending within 3 months - Adults	1,090	7,635	14.3%	14.9%	15.4%	15.7%
% of FP17s for the same patient ID Re-attending between 3 & 9 months - Children	2,677	3,473	77.1%	58.4%	61.3%	58.9%
% of FP17s for the same patient ID Re-attending between 3 & 9 months - Adults	5,400	7,635	70.7%	49.0%	52.1%	50.8%
% of FP17s for Band 1 Urgent Courses	774	11,048	7.0%	9.7%	9.5%	9.1%
% of FP17s Relating to Free Repair or Replacements	92	11,048	0.8%	0.7%	0.6%	0.8%
% of FP17s Relating to Continuations	48	11,048	0.4%	0.6%	0.8%	0.9%
% of Patients satisfied with the dentistry they have received	0	0	N/A	92.3%	92.4%	92.5%
% of Patients satisfied with the time they had to wait for an appointment	0	0	N/A	84.2%	86.3%	87.0%

* This is based on patients treated on this contract for their most recent course of treatment.

Figures in italics indicate the base number of FP17s or Patient Questionnaire responses are less than 100. N/A is shown where the base number of responses is less than 10 during the period. % is calculated as Quantity/Base number*100

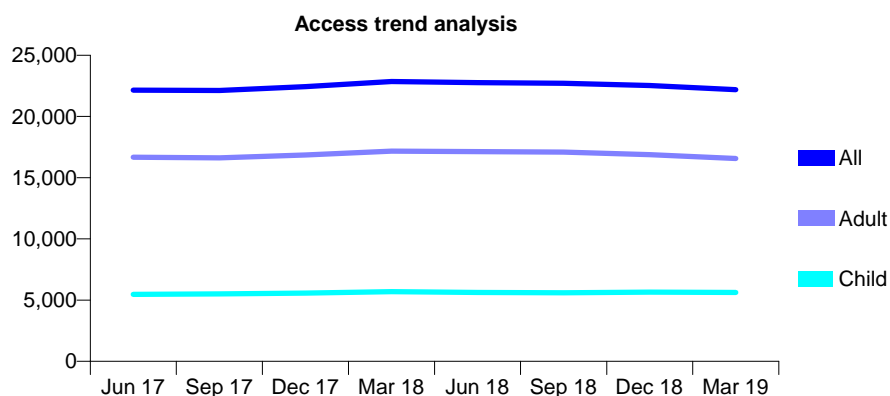
Q69 - Vital Signs At a Glance Contract Report for 111988/0001 - Year end March 2019

Name or company name	OXFORD DENTAL CARE LTD
Contract type name	GDS Contract
Purpose of contract	General
Contract start date	01/04/2009
Contract end date	

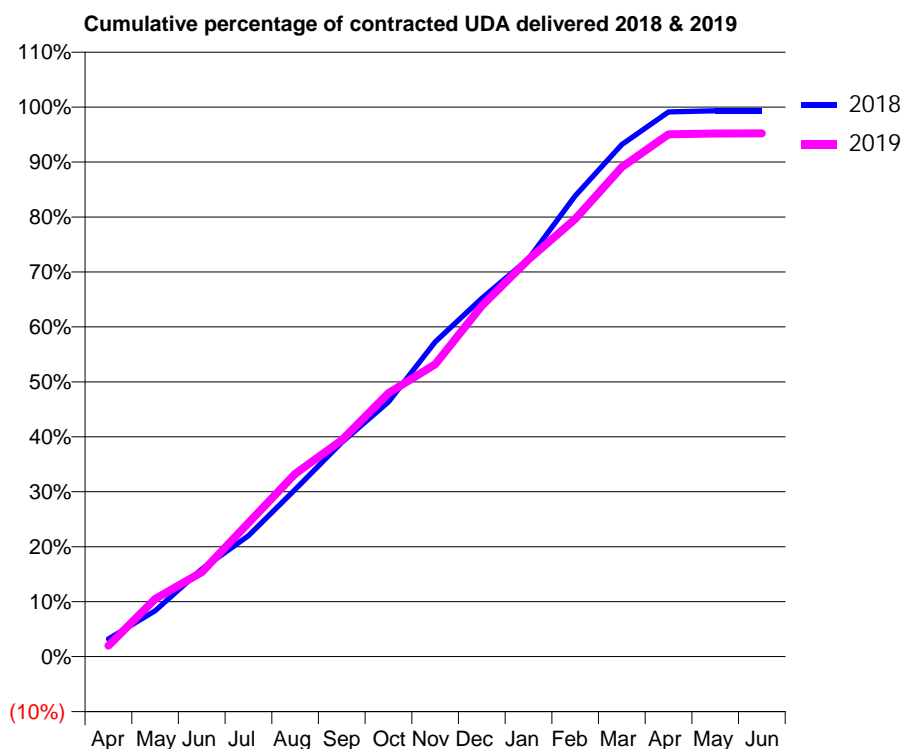
18/19 Contracted general activity (UDA)	56,758
Carry forward general activity (UDA)	389
18/19 Contracted orthodontic activity (UOA)	0
Carry forward orthodontic activity (UOA)	0
Baseline contract value	£1,487,614.70

ACCESS*

Patients seen in 24 months	Total	Change since previous quarter
Quarter ending March 2018	22,864	
Quarter ending June 2018	22,762	→
Quarter ending September 2018	22,704	→
Quarter ending December 2018	22,529	→
Quarter ending March 2019	22,195	↓
Variance since March 2018	(2.9%)	↓



ACTIVITY



Month	Adjusted Scheduled Activity (UDA)	
	2018	2019
April	1,823	1,133
May	4,731	5,957
June	9,043	8,720
July	12,487	13,814
August	17,263	18,893
September	22,124	22,366
October	26,319	27,205
November	32,515	30,201
December	37,009	36,217
January	41,073	41,019
February	47,598	45,196
March	52,878	50,555
April	56,259	53,944
May	56,369	54,028
June	56,369	54,039

QUALITY

	Quantity	Base Number	Contract	AT	Region	England
% of FP17s for the same patient ID Re-attending within 3 months - Children	628	7,531	8.3%	11.4%	11.3%	11.8%
% of FP17s for the same patient ID Re-attending within 3 months - Adults	3,518	20,609	17.1%	14.9%	15.4%	15.7%
% of FP17s for the same patient ID Re-attending between 3 & 9 months - Children	4,008	7,531	53.2%	58.4%	61.3%	58.9%
% of FP17s for the same patient ID Re-attending between 3 & 9 months - Adults	9,717	20,609	47.1%	49.0%	52.1%	50.8%
% of FP17s for Band 1 Urgent Courses	3,617	26,827	13.5%	9.7%	9.5%	9.1%
% of FP17s Relating to Free Repair or Replacements	356	26,827	1.3%	0.7%	0.6%	0.8%
% of FP17s Relating to Continuations	166	26,827	0.6%	0.6%	0.8%	0.9%
% of Patients satisfied with the dentistry they have received	5	8	N/A	92.3%	92.4%	92.5%
% of Patients satisfied with the time they had to wait for an appointment	6	8	N/A	84.2%	86.3%	87.0%

* This is based on patients treated on this contract for their most recent course of treatment. Figures in italics indicate the base number of FP17s or Patient Questionnaire responses are less than 100. N/A is shown where the base number of responses is less than 10 during the period. % is calculated as Quantity/Base number*100

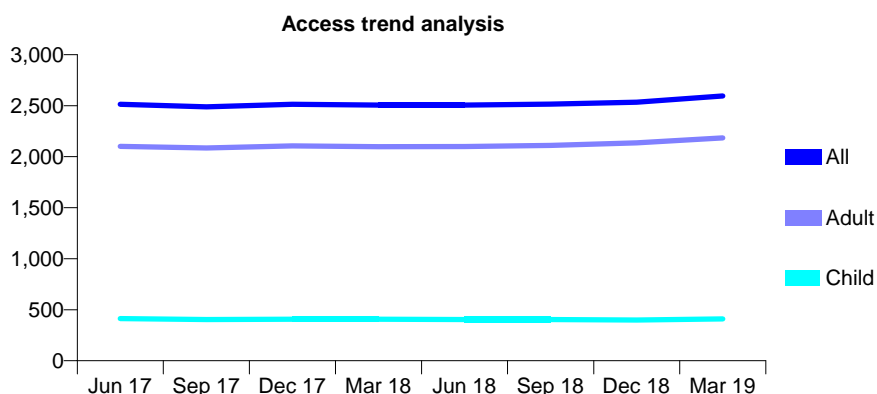
Q69 - Vital Signs At a Glance Contract Report for 113735/0001 - Year end March 2019

Name or company name	E. Leondaki Ltd
Contract type name	GDS Contract
Purpose of contract	General
Contract start date	01/04/2009
Contract end date	

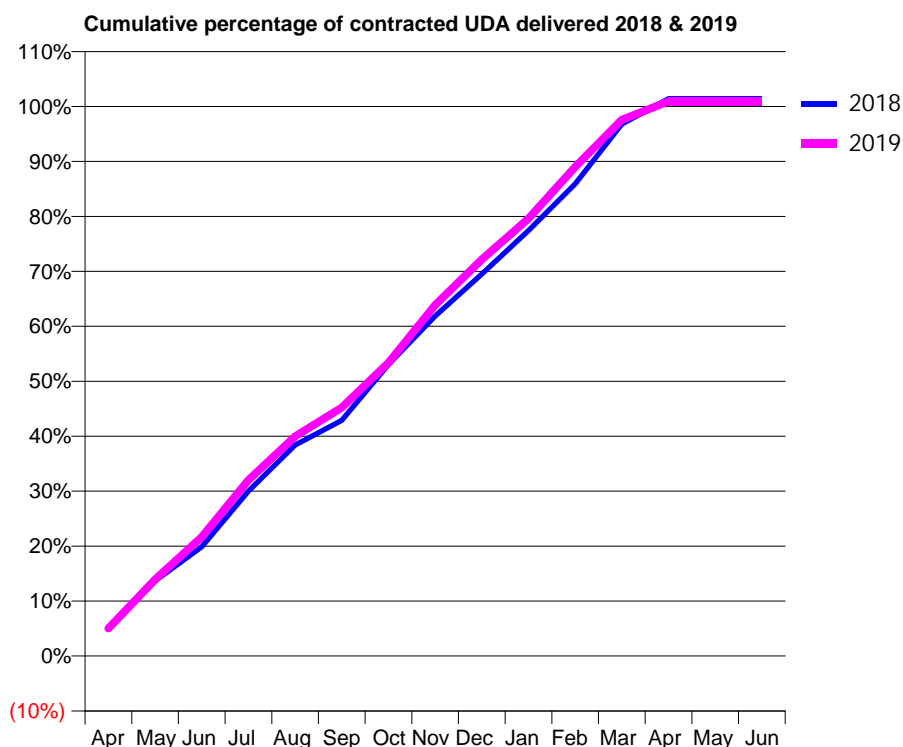
18/19 Contracted general activity (UDA)	8,160
Carry forward general activity (UDA)	-116
18/19 Contracted orthodontic activity (UOA)	0
Carry forward orthodontic activity (UOA)	0
Baseline contract value	£207,269.84

ACCESS*

Patients seen in 24 months	Total	Change since previous quarter
Quarter ending March 2018	2,505	
Quarter ending June 2018	2,505	→
Quarter ending September 2018	2,516	→
Quarter ending December 2018	2,534	→
Quarter ending March 2019	2,595	↑
Variance since March 2018	3.6%	↑



ACTIVITY



Month	Adjusted Scheduled Activity (UDA)	
	2018	2019
April	425	411
May	1,116	1,138
June	1,622	1,766
July	2,448	2,613
August	3,134	3,263
September	3,500	3,689
October	4,328	4,356
November	5,049	5,213
December	5,670	5,888
January	6,317	6,496
February	7,011	7,262
March	7,897	7,960
April	8,277	8,234
May	8,277	8,234
June	8,277	8,234

QUALITY

	Quantity	Base Number	Contract	AT	Region	England
% of FP17s for the same patient ID Re-attending within 3 months - Children	55	681	8.1%	11.4%	11.3%	11.8%
% of FP17s for the same patient ID Re-attending within 3 months - Adults	466	3,527	13.2%	14.9%	15.4%	15.7%
% of FP17s for the same patient ID Re-attending between 3 & 9 months - Children	456	681	67.0%	58.4%	61.3%	58.9%
% of FP17s for the same patient ID Re-attending between 3 & 9 months - Adults	2,255	3,527	63.9%	49.0%	52.1%	50.8%
% of FP17s for Band 1 Urgent Courses	199	4,200	4.7%	9.7%	9.5%	9.1%
% of FP17s Relating to Free Repair or Replacements	36	4,200	0.9%	0.7%	0.6%	0.8%
% of FP17s Relating to Continuations	62	4,200	1.5%	0.6%	0.8%	0.9%
% of Patients satisfied with the dentistry they have received	3	3	N/A	92.3%	92.4%	92.5%
% of Patients satisfied with the time they had to wait for an appointment	3	3	N/A	84.2%	86.3%	87.0%

* This is based on patients treated on this contract for their most recent course of treatment. Figures in italics indicate the base number of FP17s or Patient Questionnaire responses are less than 100. N/A is shown where the base number of responses is less than 10 during the period. % is calculated as Quantity/Base number*100

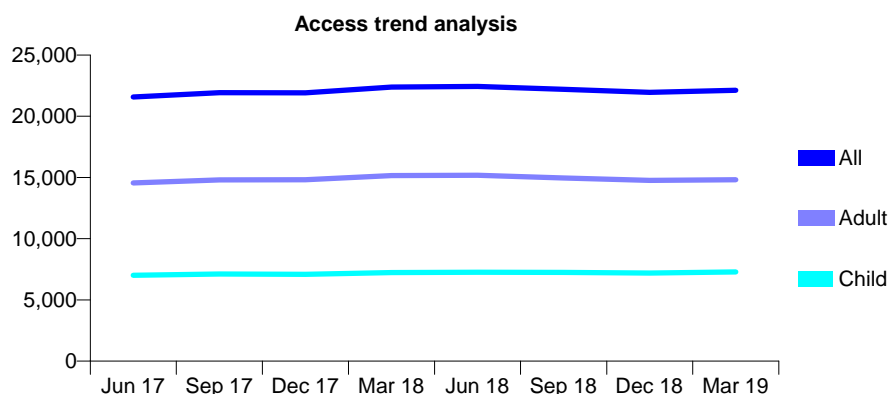
Q69 - Vital Signs At a Glance Contract Report for 113913/0001 - Year end March 2019

Name or company name	Eastgate Dental Centre LTD
Contract type name	GDS Contract
Purpose of contract	General
Contract start date	01/11/2012
Contract end date	

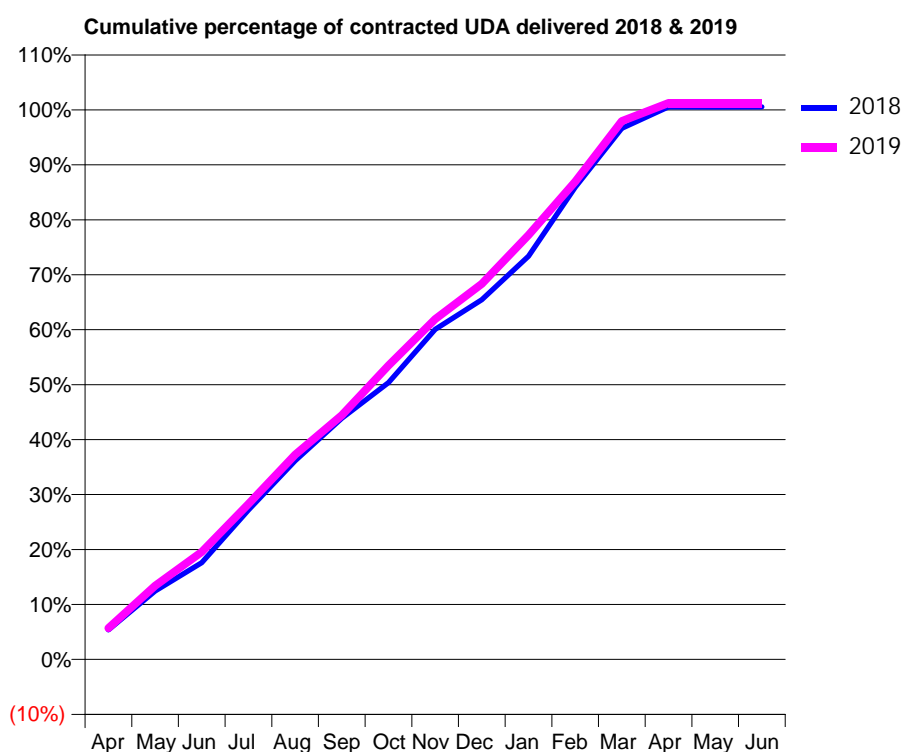
18/19 Contracted general activity (UDA)	43,213
Carry forward general activity (UDA)	-232
18/19 Contracted orthodontic activity (UOA)	0
Carry forward orthodontic activity (UOA)	0
Baseline contract value	£1,122,992.73

ACCESS*

Patients seen in 24 months	Total	Change since previous quarter
Quarter ending March 2018	22,393	
Quarter ending June 2018	22,437	→
Quarter ending September 2018	22,206	↓
Quarter ending December 2018	21,959	↓
Quarter ending March 2019	22,114	→
Variance since March 2018	(1.2%)	↓



ACTIVITY



Month	2018	2019
April	2,303	2,462
May	5,335	5,791
June	7,532	8,450
July	11,635	12,231
August	15,475	16,100
September	18,782	19,197
October	21,554	23,106
November	25,717	26,768
December	28,018	29,529
January	31,400	33,365
February	36,776	37,573
March	41,364	42,325
April	43,037	43,747
May	43,029	43,752
June	43,033	43,751

QUALITY

	Quantity	Base Number	Contract	AT	Region	England
% of FP17s for the same patient ID Re-attending within 3 months - Children	842	10,651	7.9%	11.4%	11.3%	11.8%
% of FP17s for the same patient ID Re-attending within 3 months - Adults	2,403	17,458	13.8%	14.9%	15.4%	15.7%
% of FP17s for the same patient ID Re-attending between 3 & 9 months - Children	6,391	10,651	60.0%	58.4%	61.3%	58.9%
% of FP17s for the same patient ID Re-attending between 3 & 9 months - Adults	8,283	17,458	47.4%	49.0%	52.1%	50.8%
% of FP17s for Band 1 Urgent Courses	3,649	26,914	13.6%	9.7%	9.5%	9.1%
% of FP17s Relating to Free Repair or Replacements	90	26,914	0.3%	0.7%	0.6%	0.8%
% of FP17s Relating to Continuations	12	26,914	0.0%	0.6%	0.8%	0.9%
% of Patients satisfied with the dentistry they have received	6	6	N/A	92.3%	92.4%	92.5%
% of Patients satisfied with the time they had to wait for an appointment	5	6	N/A	84.2%	86.3%	87.0%

* This is based on patients treated on this contract for their most recent course of treatment. Figures in italics indicate the base number of FP17s or Patient Questionnaire responses are less than 100. N/A is shown where the base number of responses is less than 10 during the period. % is calculated as Quantity/Base number*100

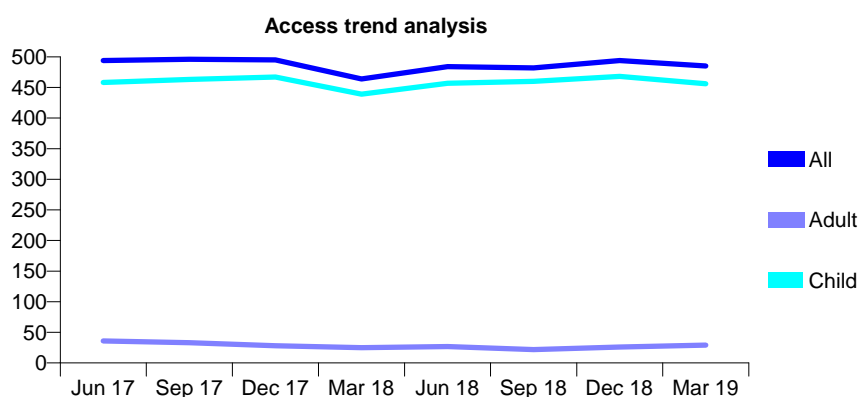
Q69 - Vital Signs At a Glance Contract Report for 114502/0001 - Year end March 2019

Name or company name	Oakthorpe Dental
Contract type name	GDS Contract
Purpose of contract	General
Contract start date	01/04/2012
Contract end date	

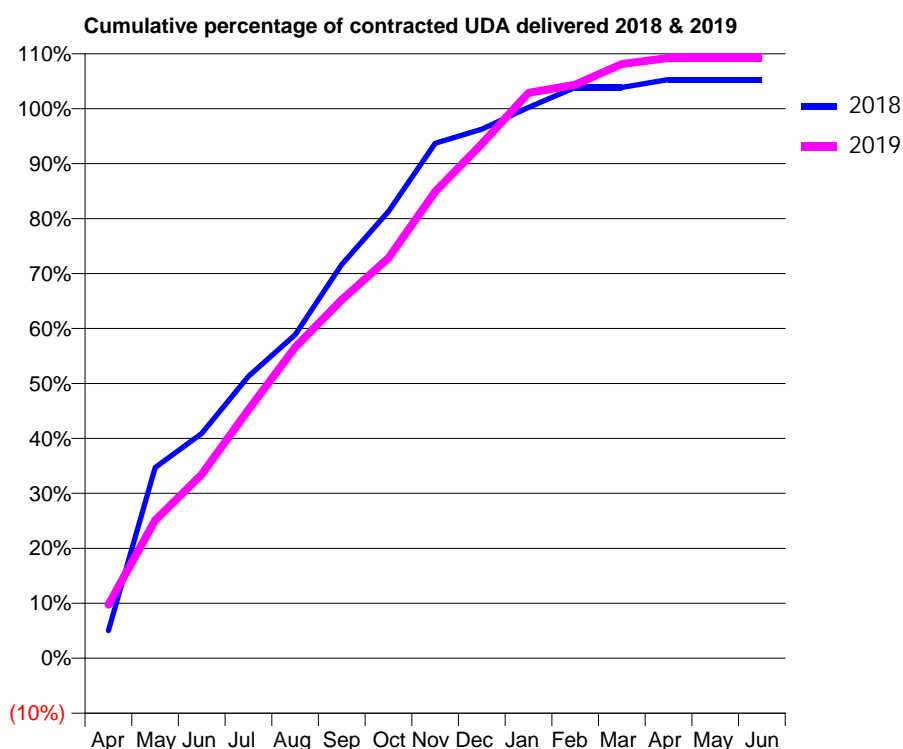
18/19 Contracted general activity (UDA)	556
Carry forward general activity (UDA)	-11
18/19 Contracted orthodontic activity (UOA)	0
Carry forward orthodontic activity (UOA)	0
Baseline contract value	£15,443.30

ACCESS*

Patients seen in 24 months	Total	Change since previous quarter
Quarter ending March 2018	464	
Quarter ending June 2018	484	↑
Quarter ending September 2018	482	→
Quarter ending December 2018	494	↑
Quarter ending March 2019	485	↓
Variance since March 2018	4.5%	↑



ACTIVITY



Month	2018	2019
April	28	54
May	193	140
June	227	186
July	285	251
August	327	315
September	398	363
October	452	405
November	521	472
December	535	520
January	557	572
February	578	580
March	578	601
April	585	607
May	585	607
June	585	607

QUALITY

	Quantity	Base Number	Contract	AT	Region	England
% of FP17s for the same patient ID Re-attending within 3 months - Children	25	483	5.2%	11.4%	11.3%	11.8%
% of FP17s for the same patient ID Re-attending within 3 months - Adults	0	4	0.0%	14.9%	15.4%	15.7%
% of FP17s for the same patient ID Re-attending between 3 & 9 months - Children	132	483	27.3%	58.4%	61.3%	58.9%
% of FP17s for the same patient ID Re-attending between 3 & 9 months - Adults	0	4	0.0%	49.0%	52.1%	50.8%
% of FP17s for Band 1 Urgent Courses	16	480	3.3%	9.7%	9.5%	9.1%
% of FP17s Relating to Free Repair or Replacements	0	480	0.0%	0.7%	0.6%	0.8%
% of FP17s Relating to Continuations	8	480	1.7%	0.6%	0.8%	0.9%
% of Patients satisfied with the dentistry they have received	0	0	N/A	92.3%	92.4%	92.5%
% of Patients satisfied with the time they had to wait for an appointment	0	0	N/A	84.2%	86.3%	87.0%

* This is based on patients treated on this contract for their most recent course of treatment.

Figures in italics indicate the base number of FP17s or Patient Questionnaire responses are less than 100. N/A is shown where the base number of responses is less than 10 during the period. % is calculated as Quantity/Base number*100

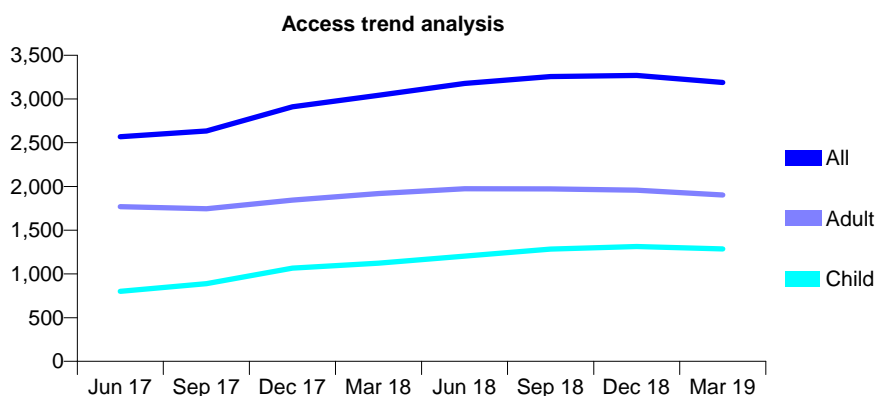
Q69 - Vital Signs At a Glance Contract Report for 114790/0001 - Year end March 2019

Name or company name	GENTLE DENTAL CARE 4U LTD
Contract type name	GDS Contract
Purpose of contract	General
Contract start date	01/12/2012
Contract end date	

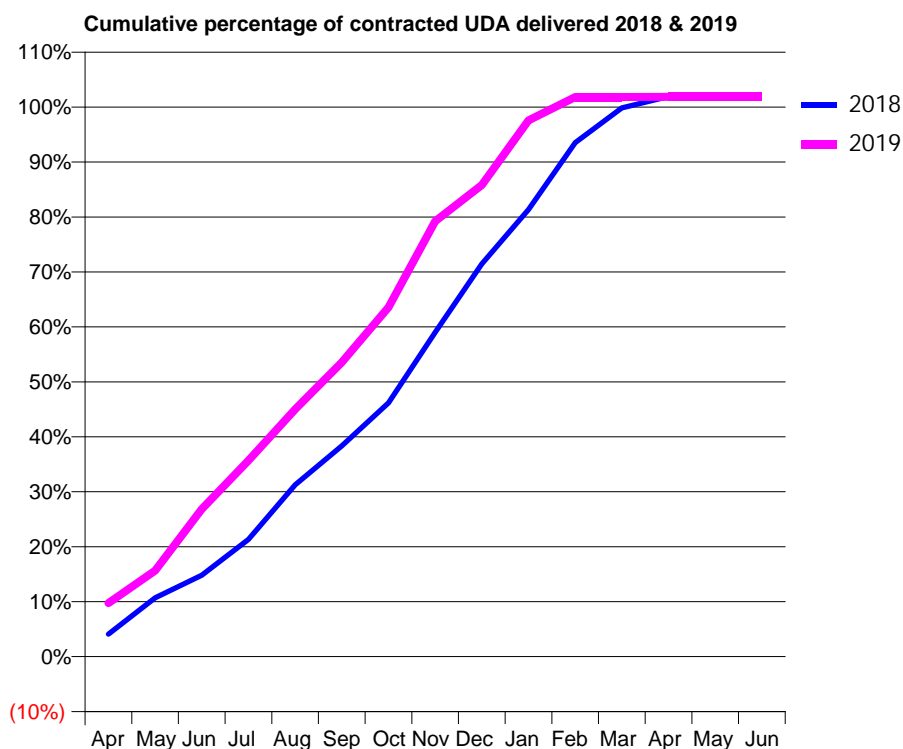
18/19 Contracted general activity (UDA)	6,434
Carry forward general activity (UDA)	-120
18/19 Contracted orthodontic activity (UOA)	0
Carry forward orthodontic activity (UOA)	0
Baseline contract value	£172,297.44

ACCESS*

Patients seen in 24 months	Total	Change since previous quarter
Quarter ending March 2018	3,042	
Quarter ending June 2018	3,178	↑
Quarter ending September 2018	3,257	↑
Quarter ending December 2018	3,269	→
Quarter ending March 2019	3,188	↓
Variance since March 2018	4.8%	↑



ACTIVITY



Month	Adjusted Scheduled Activity (UDA)	
	2018	2019
April	220	627
May	577	1,007
June	798	1,727
July	1,150	2,296
August	1,686	2,895
September	2,066	3,446
October	2,488	4,091
November	3,181	5,097
December	3,851	5,520
January	4,384	6,277
February	5,040	6,551
March	5,381	6,553
April	5,492	6,554
May	5,507	6,554
June	5,507	6,554

QUALITY

	Quantity	Base Number	Contract	AT	Region	England
% of FP17s for the same patient ID Re-attending within 3 months - Children	158	2,128	7.4%	11.4%	11.3%	11.8%
% of FP17s for the same patient ID Re-attending within 3 months - Adults	365	2,437	15.0%	14.9%	15.4%	15.7%
% of FP17s for the same patient ID Re-attending between 3 & 9 months - Children	1,363	2,128	64.1%	58.4%	61.3%	58.9%
% of FP17s for the same patient ID Re-attending between 3 & 9 months - Adults	1,354	2,437	55.6%	49.0%	52.1%	50.8%
% of FP17s for Band 1 Urgent Courses	289	3,728	7.8%	9.7%	9.5%	9.1%
% of FP17s Relating to Free Repair or Replacements	27	3,728	0.7%	0.7%	0.6%	0.8%
% of FP17s Relating to Continuations	10	3,728	0.3%	0.6%	0.8%	0.9%
% of Patients satisfied with the dentistry they have received	1	1	N/A	92.3%	92.4%	92.5%
% of Patients satisfied with the time they had to wait for an appointment	1	1	N/A	84.2%	86.3%	87.0%

* This is based on patients treated on this contract for their most recent course of treatment. Figures in italics indicate the base number of FP17s or Patient Questionnaire responses are less than 100. N/A is shown where the base number of responses is less than 10 during the period. % is calculated as Quantity/Base number*100

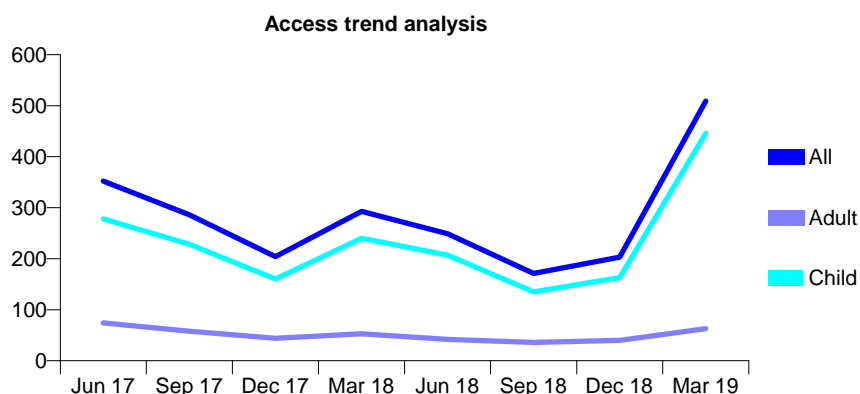
Q69 - Vital Signs At a Glance Contract Report for 115452/0001 - Year end March 2019

Name or company name	Eynsham Dental Care
Contract type name	GDS Contract
Purpose of contract	General
Contract start date	01/09/2012
Contract end date	31/03/2019

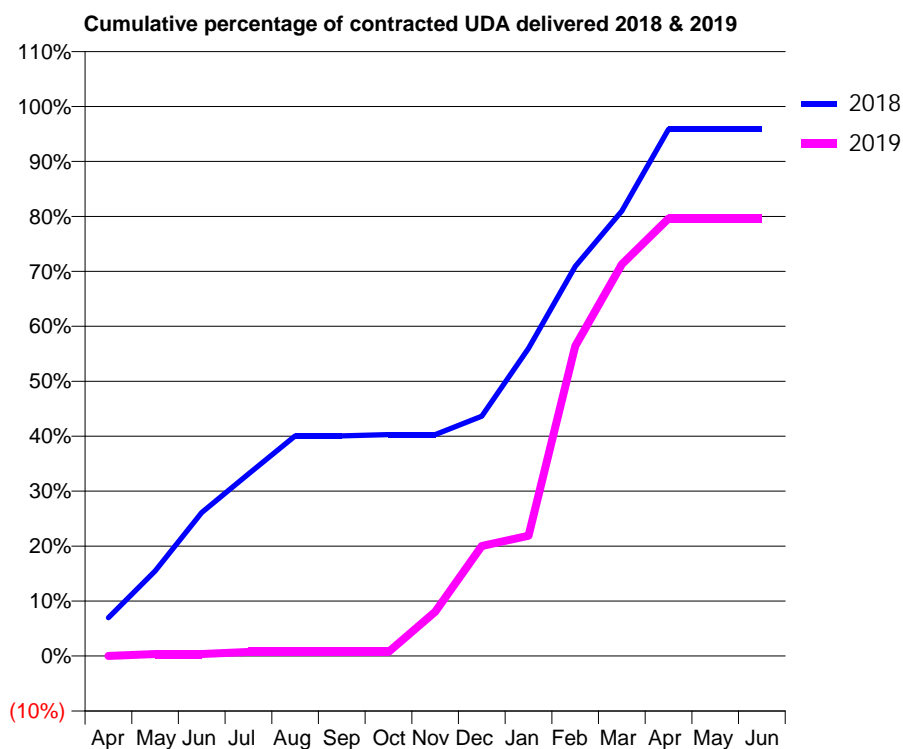
18/19 Contracted general activity (UDA)	811
Carry forward general activity (UDA)	0
18/19 Contracted orthodontic activity (UOA)	0
Carry forward orthodontic activity (UOA)	0
Baseline contract value	£19,635.40

ACCESS*

Patients seen in 24 months	Total	Change since previous quarter
Quarter ending March 2018	293	
Quarter ending June 2018	249	↓
Quarter ending September 2018	171	↓
Quarter ending December 2018	203	↑
Quarter ending March 2019	509	↑
Variance since March 2018	73.7%	↑



ACTIVITY



Month	Adjusted Scheduled Activity (UDA)	
	2018	2019
April	57	0
May	126	3
June	212	3
July	269	6
August	325	6
September	325	6
October	327	6
November	327	65
December	354	162
January	454	177
February	575	457
March	657	578
April	777	646
May	777	646
June	777	646

QUALITY

	Quantity	Base Number	Contract	AT	Region	England
% of FP17s for the same patient ID Re-attending within 3 months - Children	18	493	3.7%	11.4%	11.3%	11.8%
% of FP17s for the same patient ID Re-attending within 3 months - Adults	4	47	8.5%	14.9%	15.4%	15.7%
% of FP17s for the same patient ID Re-attending between 3 & 9 months - Children	12	493	2.4%	58.4%	61.3%	58.9%
% of FP17s for the same patient ID Re-attending between 3 & 9 months - Adults	5	47	10.6%	49.0%	52.1%	50.8%
% of FP17s for Band 1 Urgent Courses	13	514	2.5%	9.7%	9.5%	9.1%
% of FP17s Relating to Free Repair or Replacements	0	514	0.0%	0.7%	0.6%	0.8%
% of FP17s Relating to Continuations	0	514	0.0%	0.6%	0.8%	0.9%
% of Patients satisfied with the dentistry they have received	0	0	N/A	92.3%	92.4%	92.5%
% of Patients satisfied with the time they had to wait for an appointment	0	0	N/A	84.2%	86.3%	87.0%

* This is based on patients treated on this contract for their most recent course of treatment. Figures in italics indicate the base number of FP17s or Patient Questionnaire responses are less than 100. N/A is shown where the base number of responses is less than 10 during the period. % is calculated as Quantity/Base number*100

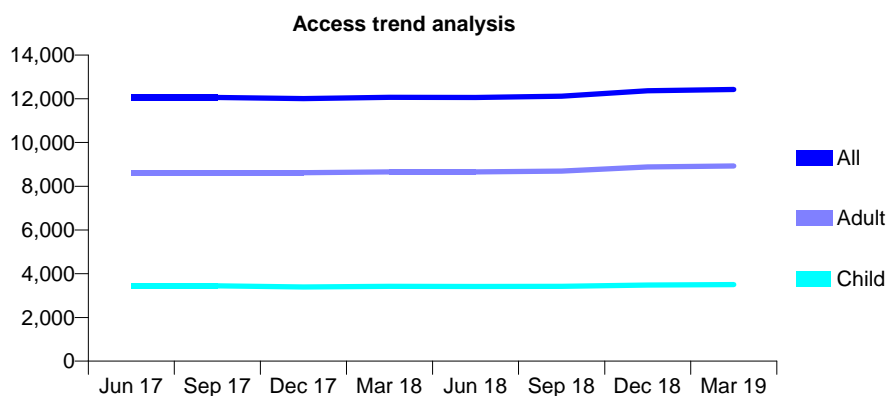
Q69 - Vital Signs At a Glance Contract Report for 115622/0001 - Year end March 2019

Name or company name	Greytown Dental Practice
Contract type name	GDS Contract
Purpose of contract	General
Contract start date	01/04/2006
Contract end date	

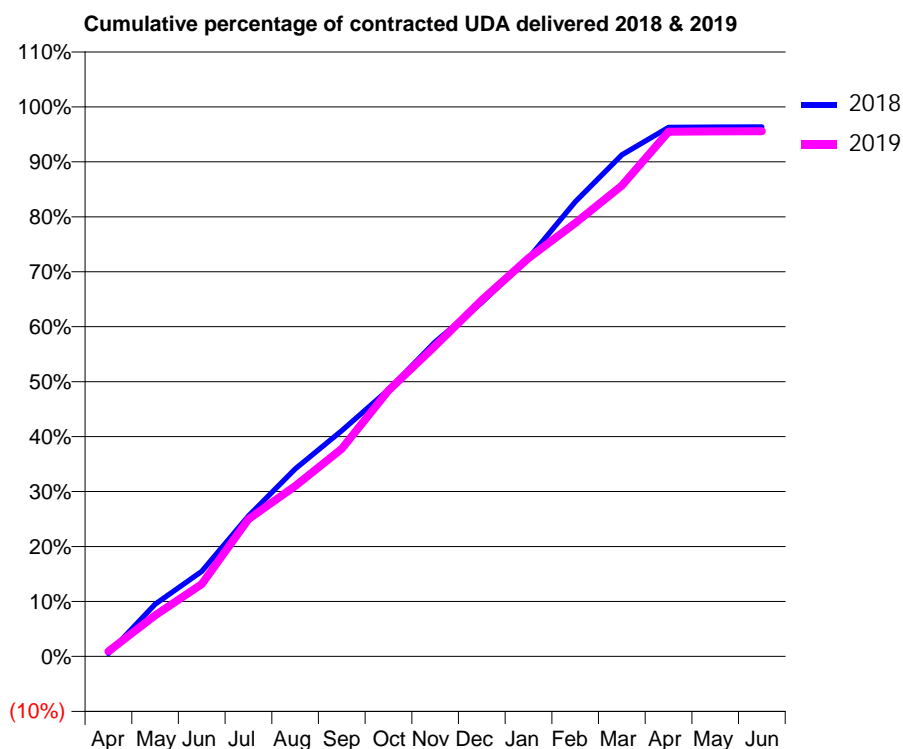
18/19 Contracted general activity (UDA)	35,605
Carry forward general activity (UDA)	1,297
18/19 Contracted orthodontic activity (UOA)	0
Carry forward orthodontic activity (UOA)	0
Baseline contract value	£880,801.10

ACCESS*

Patients seen in 24 months	Total	Change since previous quarter
Quarter ending March 2018	12,071	
Quarter ending June 2018	12,066	→
Quarter ending September 2018	12,119	→
Quarter ending December 2018	12,366	↑
Quarter ending March 2019	12,431	→
Variance since March 2018	3.0%	↑



ACTIVITY



Month	Adjusted Scheduled Activity (UDA)	
	2018	2019
April	189	320
May	3,393	2,660
June	5,519	4,678
July	9,106	8,892
August	12,150	11,036
September	14,622	13,457
October	17,276	17,224
November	20,380	20,117
December	22,923	23,087
January	25,801	25,801
February	29,451	28,073
March	32,488	30,497
April	34,272	33,999
May	34,298	34,012
June	34,307	34,020

QUALITY

	Quantity	Base Number	Contract	AT	Region	England
% of FP17s for the same patient ID Re-attending within 3 months - Children	287	5,751	5.0%	11.4%	11.3%	11.8%
% of FP17s for the same patient ID Re-attending within 3 months - Adults	1,460	12,714	11.5%	14.9%	15.4%	15.7%
% of FP17s for the same patient ID Re-attending between 3 & 9 months - Children	3,879	5,751	67.4%	58.4%	61.3%	58.9%
% of FP17s for the same patient ID Re-attending between 3 & 9 months - Adults	6,797	12,714	53.5%	49.0%	52.1%	50.8%
% of FP17s for Band 1 Urgent Courses	1,622	19,275	8.4%	9.7%	9.5%	9.1%
% of FP17s Relating to Free Repair or Replacements	109	19,275	0.6%	0.7%	0.6%	0.8%
% of FP17s Relating to Continuations	46	19,275	0.2%	0.6%	0.8%	0.9%
% of Patients satisfied with the dentistry they have received	7	8	N/A	92.3%	92.4%	92.5%
% of Patients satisfied with the time they had to wait for an appointment	7	8	N/A	84.2%	86.3%	87.0%

* This is based on patients treated on this contract for their most recent course of treatment.

Figures in italics indicate the base number of FP17s or Patient Questionnaire responses are less than 100. N/A is shown where the base number of responses is less than 10 during the period. % is calculated as Quantity/Base number*100

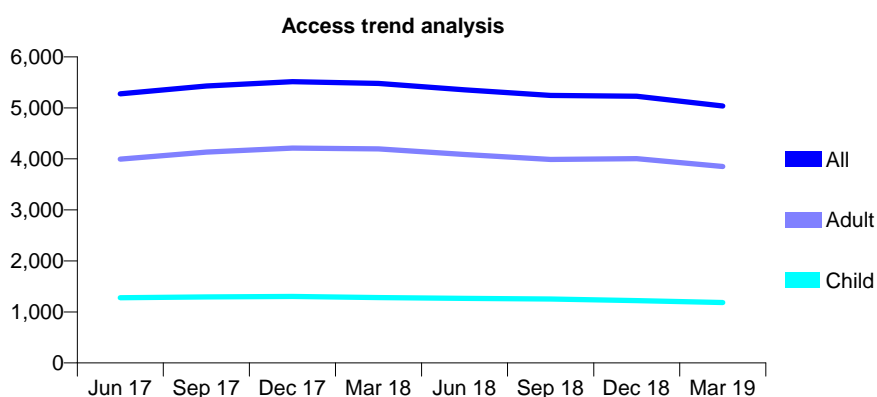
Q69 - Vital Signs At a Glance Contract Report for 116955/0001 - Year end March 2019

Name or company name	The Morgan Clinic - Henley
Contract type name	GDS Contract
Purpose of contract	General
Contract start date	01/11/2015
Contract end date	

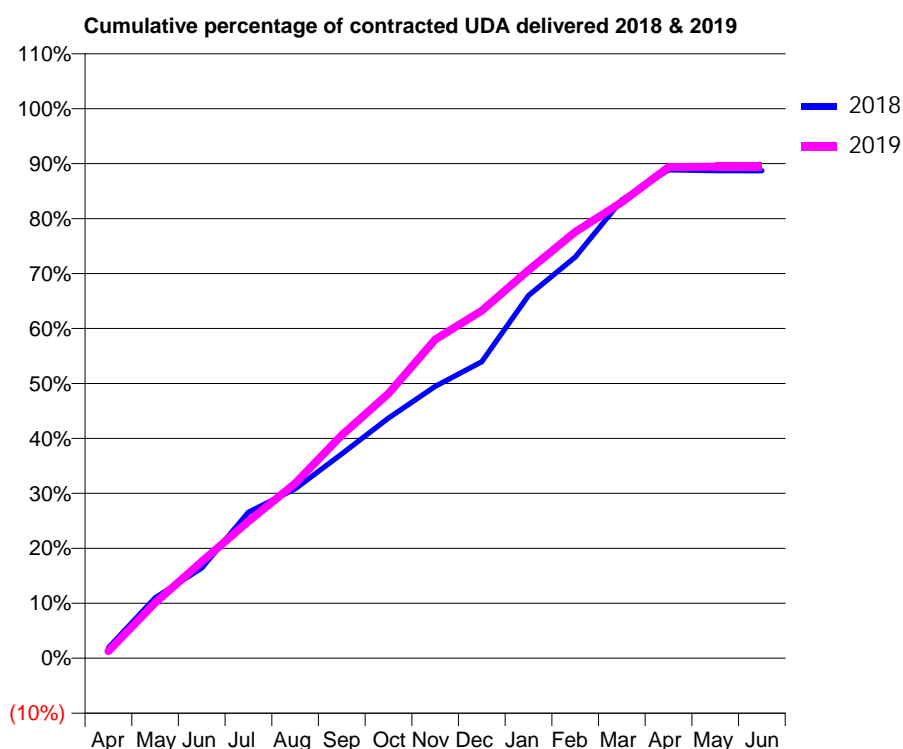
18/19 Contracted general activity (UDA)	20,864
Carry forward general activity (UDA)	0
18/19 Contracted orthodontic activity (UOA)	0
Carry forward orthodontic activity (UOA)	0
Baseline contract value	£592,867.90

ACCESS*

Patients seen in 24 months	Total	Change since previous quarter
Quarter ending March 2018	5,478	
Quarter ending June 2018	5,353	↓
Quarter ending September 2018	5,243	↓
Quarter ending December 2018	5,227	→
Quarter ending March 2019	5,036	↓
Variance since March 2018	(8.1%)	↓



ACTIVITY



Month	Adjusted Scheduled Activity (UDA)	
	2018	2019
April	405	270
May	2,349	2,109
June	3,507	3,666
July	5,679	5,197
August	6,589	6,640
September	7,945	8,468
October	9,335	10,049
November	10,569	12,098
December	11,529	13,195
January	14,105	14,732
February	15,597	16,183
March	17,815	17,312
April	18,986	18,645
May	18,956	18,661
June	18,944	18,661

QUALITY

	Quantity	Base Number	Contract	AT	Region	England
% of FP17s for the same patient ID Re-attending within 3 months - Children	145	1,848	7.8%	11.4%	11.3%	11.8%
% of FP17s for the same patient ID Re-attending within 3 months - Adults	885	5,166	17.1%	14.9%	15.4%	15.7%
% of FP17s for the same patient ID Re-attending between 3 & 9 months - Children	1,157	1,848	62.6%	58.4%	61.3%	58.9%
% of FP17s for the same patient ID Re-attending between 3 & 9 months - Adults	2,676	5,166	51.8%	49.0%	52.1%	50.8%
% of FP17s for Band 1 Urgent Courses	789	7,049	11.2%	9.7%	9.5%	9.1%
% of FP17s Relating to Free Repair or Replacements	67	7,049	1.0%	0.7%	0.6%	0.8%
% of FP17s Relating to Continuations	29	7,049	0.4%	0.6%	0.8%	0.9%
% of Patients satisfied with the dentistry they have received	4	4	N/A	92.3%	92.4%	92.5%
% of Patients satisfied with the time they had to wait for an appointment	3	4	N/A	84.2%	86.3%	87.0%

* This is based on patients treated on this contract for their most recent course of treatment.

Figures in italics indicate the base number of FP17s or Patient Questionnaire responses are less than 100. N/A is shown where the base number of responses is less than 10 during the period. % is calculated as Quantity/Base number*100

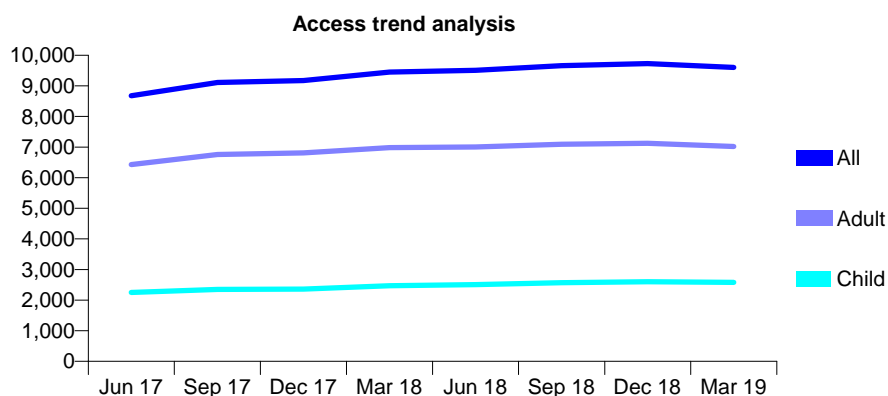
Q69 - Vital Signs At a Glance Contract Report for 117625/0001 - Year end March 2019

Name or company name	The Morgan Clinic - Maidenhead
Contract type name	GDS Contract
Purpose of contract	General
Contract start date	01/11/2015
Contract end date	

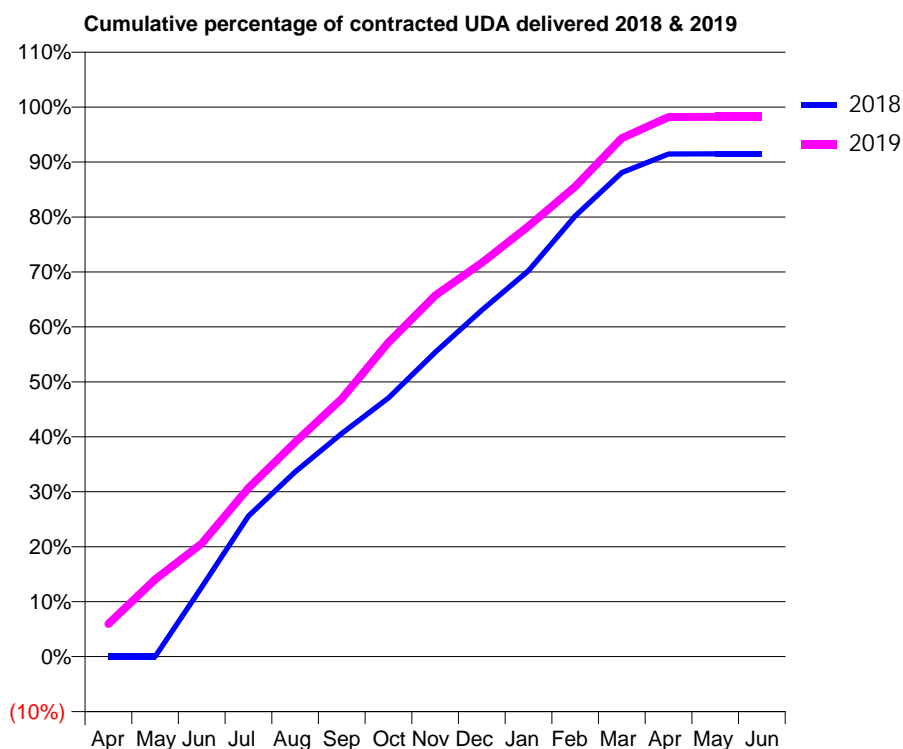
18/19 Contracted general activity (UDA)	25,628
Carry forward general activity (UDA)	-139
18/19 Contracted orthodontic activity (UOA)	0
Carry forward orthodontic activity (UOA)	0
Baseline contract value	£726,695.47

ACCESS*

Patients seen in 24 months	Total	Change since previous quarter
Quarter ending March 2018	9,451	
Quarter ending June 2018	9,510	→
Quarter ending September 2018	9,661	→
Quarter ending December 2018	9,726	→
Quarter ending March 2019	9,602	↓
Variance since March 2018	1.6%	→



ACTIVITY



Month	Adjusted Scheduled Activity (UDA)	
	2018	2019
April	0	1,529
May	0	3,603
June	3,086	5,280
July	6,248	7,865
August	8,207	10,000
September	9,913	12,028
October	11,490	14,658
November	13,515	16,838
December	15,383	18,362
January	17,145	20,070
February	19,574	21,923
March	21,496	24,177
April	22,321	25,165
May	22,325	25,170
June	22,329	25,172

QUALITY

	Quantity	Base Number	Contract	AT	Region	England
% of FP17s for the same patient ID Re-attending within 3 months - Children	312	4,082	7.6%	11.4%	11.3%	11.8%
% of FP17s for the same patient ID Re-attending within 3 months - Adults	1,233	9,168	13.4%	14.9%	15.4%	15.7%
% of FP17s for the same patient ID Re-attending between 3 & 9 months - Children	2,511	4,082	61.5%	58.4%	61.3%	58.9%
% of FP17s for the same patient ID Re-attending between 3 & 9 months - Adults	4,590	9,168	50.1%	49.0%	52.1%	50.8%
% of FP17s for Band 1 Urgent Courses	1,596	12,642	12.6%	9.7%	9.5%	9.1%
% of FP17s Relating to Free Repair or Replacements	116	12,642	0.9%	0.7%	0.6%	0.8%
% of FP17s Relating to Continuations	43	12,642	0.3%	0.6%	0.8%	0.9%
% of Patients satisfied with the dentistry they have received	3	3	N/A	92.3%	92.4%	92.5%
% of Patients satisfied with the time they had to wait for an appointment	3	3	N/A	84.2%	86.3%	87.0%

* This is based on patients treated on this contract for their most recent course of treatment. Figures in italics indicate the base number of FP17s or Patient Questionnaire responses are less than 100. N/A is shown where the base number of responses is less than 10 during the period. % is calculated as Quantity/Base number*100

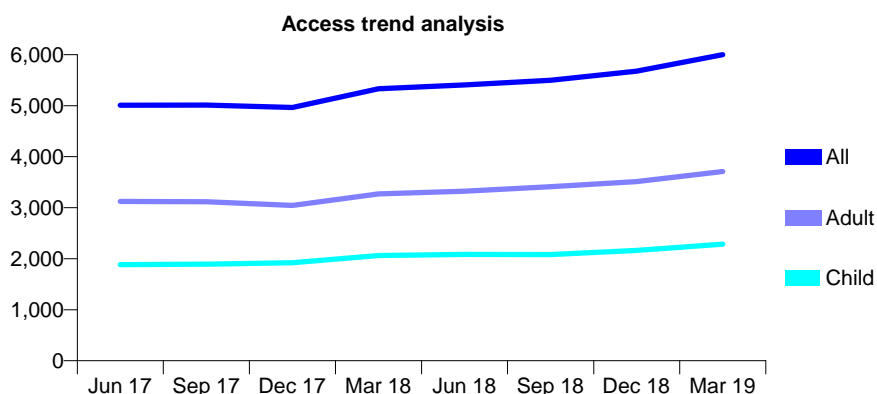
Q69 - Vital Signs At a Glance Contract Report for 118710/0001 - Year end March 2019

Name or company name	Smile Care Cippenham Ltd
Contract type name	GDS Contract
Purpose of contract	General
Contract start date	01/07/2013
Contract end date	

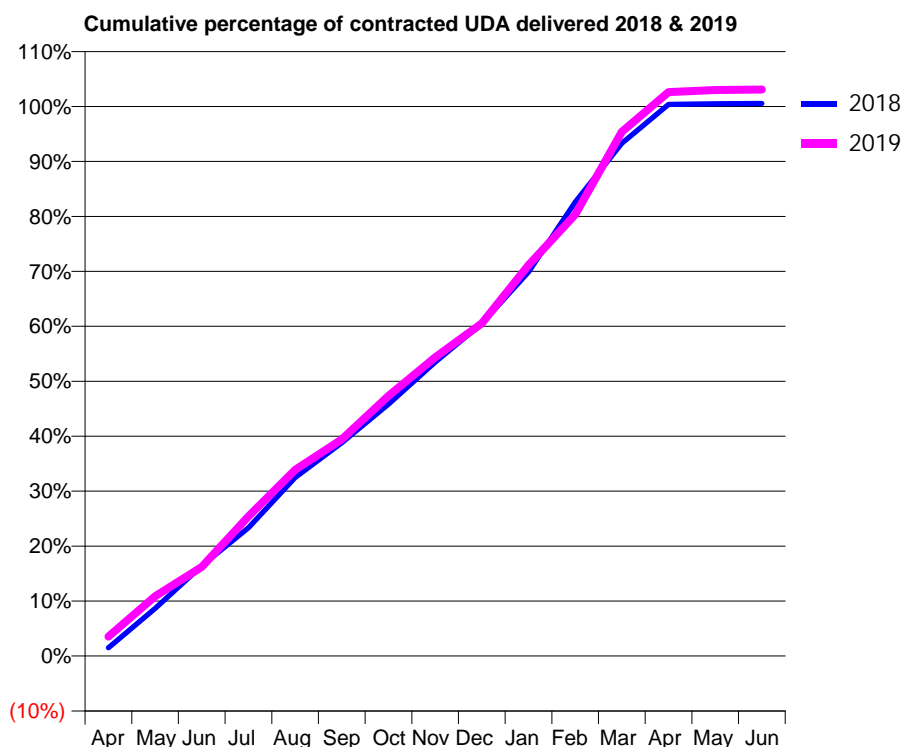
18/19 Contracted general activity (UDA)	10,388
Carry forward general activity (UDA)	-54
18/19 Contracted orthodontic activity (UOA)	0
Carry forward orthodontic activity (UOA)	0
Baseline contract value	£268,239.34

ACCESS*

Patients seen in 24 months	Total	Change since previous quarter
Quarter ending March 2018	5,332	
Quarter ending June 2018	5,409	→
Quarter ending September 2018	5,497	→
Quarter ending December 2018	5,676	↑
Quarter ending March 2019	5,998	↑
Variance since March 2018	12.5%	↑



ACTIVITY



Month	Adjusted Scheduled Activity (UDA)	
	2018	2019
April	148	369
May	859	1,131
June	1,625	1,684
July	2,311	2,640
August	3,214	3,521
September	3,840	4,095
October	4,534	4,918
November	5,291	5,644
December	5,986	6,288
January	6,913	7,389
February	8,172	8,346
March	9,229	9,908
April	9,932	10,660
May	9,941	10,698
June	9,948	10,706

QUALITY

	Quantity	Base Number	Contract	AT	Region	England
% of FP17s for the same patient ID Re-attending within 3 months - Children	248	3,076	8.1%	11.4%	11.3%	11.8%
% of FP17s for the same patient ID Re-attending within 3 months - Adults	625	4,291	14.6%	14.9%	15.4%	15.7%
% of FP17s for the same patient ID Re-attending between 3 & 9 months - Children	1,510	3,076	49.1%	58.4%	61.3%	58.9%
% of FP17s for the same patient ID Re-attending between 3 & 9 months - Adults	1,587	4,291	37.0%	49.0%	52.1%	50.8%
% of FP17s for Band 1 Urgent Courses	739	5,176	14.3%	9.7%	9.5%	9.1%
% of FP17s Relating to Free Repair or Replacements	31	5,176	0.6%	0.7%	0.6%	0.8%
% of FP17s Relating to Continuations	12	5,176	0.2%	0.6%	0.8%	0.9%
% of Patients satisfied with the dentistry they have received	2	2	N/A	92.3%	92.4%	92.5%
% of Patients satisfied with the time they had to wait for an appointment	2	2	N/A	84.2%	86.3%	87.0%

* This is based on patients treated on this contract for their most recent course of treatment.

Figures in italics indicate the base number of FP17s or Patient Questionnaire responses are less than 100. N/A is shown where the base number of responses is less than 10 during the period. % is calculated as Quantity/Base number*100

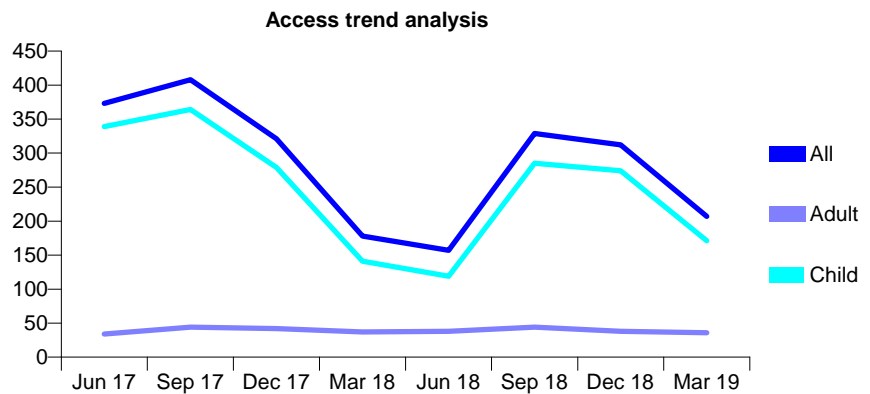
Q69 - Vital Signs At a Glance Contract Report for 122297/0001 - Year end March 2019

Name or company name	Makhani and Makhani
Contract type name	GDS Contract
Purpose of contract	General
Contract start date	01/04/2015
Contract end date	

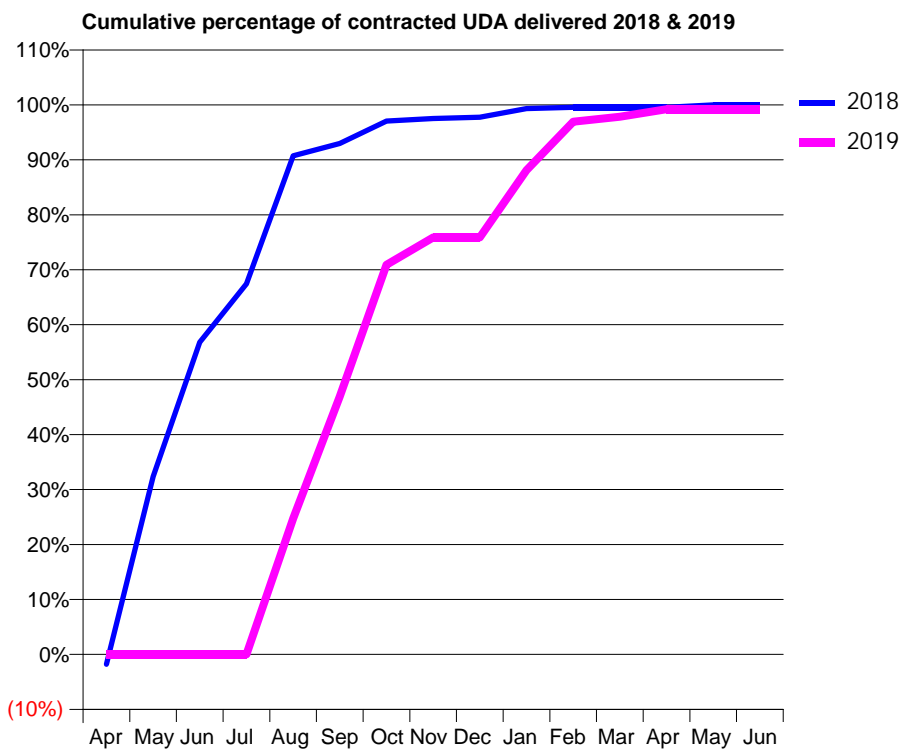
18/19 Contracted general activity (UDA)	442
Carry forward general activity (UDA)	0
18/19 Contracted orthodontic activity (UOA)	0
Carry forward orthodontic activity (UOA)	0
Baseline contract value	£9,388.97

ACCESS*

Patients seen in 24 months	Total	Change since previous quarter
Quarter ending March 2018	178	
Quarter ending June 2018	157	↓
Quarter ending September 2018	329	↑
Quarter ending December 2018	312	↓
Quarter ending March 2019	207	↓
Variance since March 2018	16.3%	↑



ACTIVITY



Month	Adjusted Scheduled Activity (UDA)	
	2018	2019
April	-8	0
May	143	0
June	251	0
July	298	0
August	401	109
September	411	207
October	429	313
November	431	335
December	432	335
January	439	389
February	440	428
March	440	432
April	440	438
May	442	438
June	442	438

QUALITY

	Quantity	Base Number	Contract	AT	Region	England
% of FP17s for the same patient ID Re-attending within 3 months - Children	9	275	3.3%	11.4%	11.3%	11.8%
% of FP17s for the same patient ID Re-attending within 3 months - Adults	0	13	0.0%	14.9%	15.4%	15.7%
% of FP17s for the same patient ID Re-attending between 3 & 9 months - Children	10	275	3.6%	58.4%	61.3%	58.9%
% of FP17s for the same patient ID Re-attending between 3 & 9 months - Adults	0	13	0.0%	49.0%	52.1%	50.8%
% of FP17s for Band 1 Urgent Courses	2	286	0.7%	9.7%	9.5%	9.1%
% of FP17s Relating to Free Repair or Replacements	0	286	0.0%	0.7%	0.6%	0.8%
% of FP17s Relating to Continuations	0	286	0.0%	0.6%	0.8%	0.9%
% of Patients satisfied with the dentistry they have received	0	0	N/A	92.3%	92.4%	92.5%
% of Patients satisfied with the time they had to wait for an appointment	0	0	N/A	84.2%	86.3%	87.0%

* This is based on patients treated on this contract for their most recent course of treatment. Figures in italics indicate the base number of FP17s or Patient Questionnaire responses are less than 100. N/A is shown where the base number of responses is less than 10 during the period. % is calculated as Quantity/Base number*100

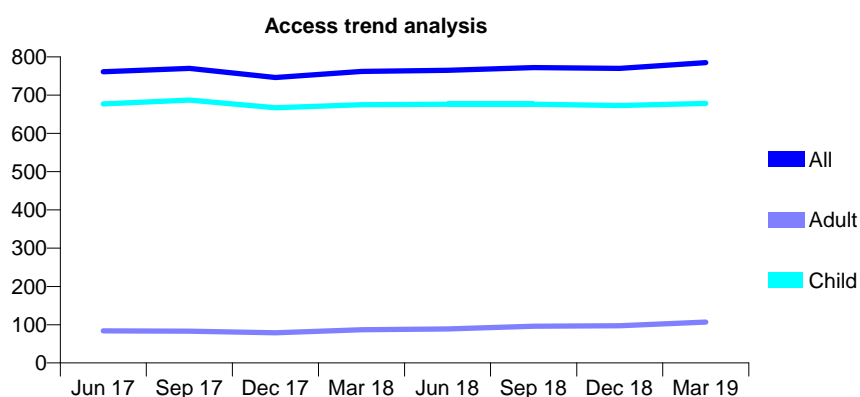
Q69 - Vital Signs At a Glance Contract Report for 122645/0001 - Year end March 2019

Name or company name	THEALE SURGERY LIMITED
Contract type name	GDS Contract
Purpose of contract	General
Contract start date	01/12/2010
Contract end date	

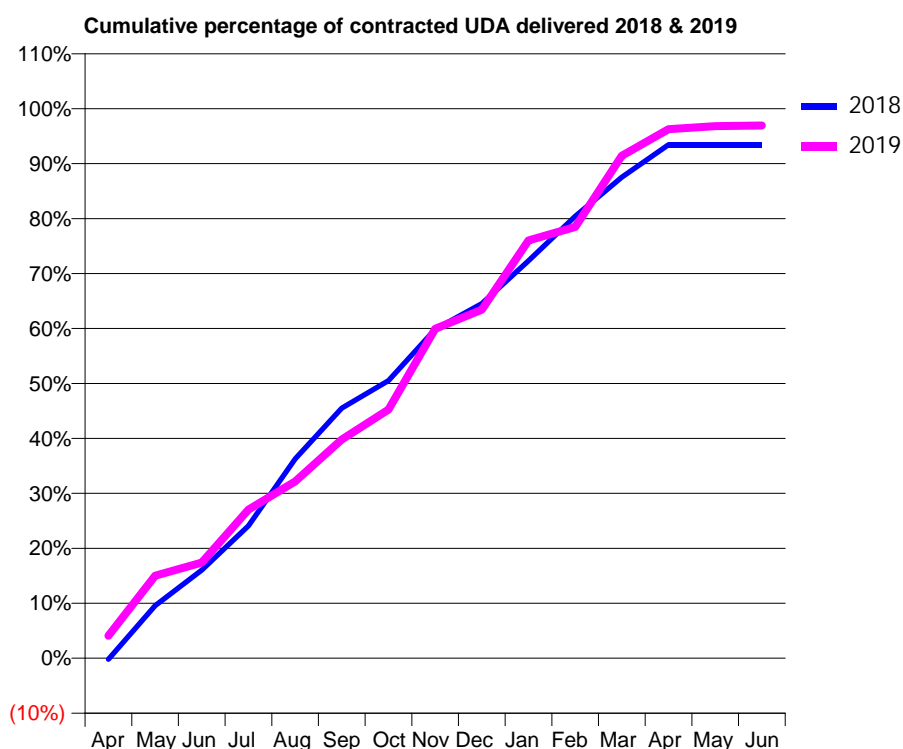
18/19 Contracted general activity (UDA)	2,000
Carry forward general activity (UDA)	0
18/19 Contracted orthodontic activity (UOA)	0
Carry forward orthodontic activity (UOA)	0
Baseline contract value	£43,477.89

ACCESS*

Patients seen in 24 months	Total	Change since previous quarter
Quarter ending March 2018	762	
Quarter ending June 2018	765	→
Quarter ending September 2018	772	→
Quarter ending December 2018	770	→
Quarter ending March 2019	785	→
Variance since March 2018	3.0%	↑



ACTIVITY



Month	Adjusted Scheduled Activity (UDA)	
	2018	2019
April	-4	82
May	192	300
June	321	348
July	482	541
August	725	643
September	910	796
October	1,010	905
November	1,197	1,199
December	1,290	1,268
January	1,447	1,520
February	1,609	1,569
March	1,750	1,829
April	1,869	1,925
May	1,869	1,936
June	1,869	1,939

QUALITY

	Quantity	Base Number	Contract	AT	Region	England
% of FP17s for the same patient ID Re-attending within 3 months - Children	95	1,053	9.0%	11.4%	11.3%	11.8%
% of FP17s for the same patient ID Re-attending within 3 months - Adults	2	55	3.6%	14.9%	15.4%	15.7%
% of FP17s for the same patient ID Re-attending between 3 & 9 months - Children	597	1,053	56.7%	58.4%	61.3%	58.9%
% of FP17s for the same patient ID Re-attending between 3 & 9 months - Adults	31	55	56.4%	49.0%	52.1%	50.8%
% of FP17s for Band 1 Urgent Courses	53	1,097	4.8%	9.7%	9.5%	9.1%
% of FP17s Relating to Free Repair or Replacements	1	1,097	0.1%	0.7%	0.6%	0.8%
% of FP17s Relating to Continuations	0	1,097	0.0%	0.6%	0.8%	0.9%
% of Patients satisfied with the dentistry they have received	1	1	N/A	92.3%	92.4%	92.5%
% of Patients satisfied with the time they had to wait for an appointment	1	1	N/A	84.2%	86.3%	87.0%

* This is based on patients treated on this contract for their most recent course of treatment.

Figures in italics indicate the base number of FP17s or Patient Questionnaire responses are less than 100. N/A is shown where the base number of responses is less than 10 during the period. % is calculated as Quantity/Base number*100

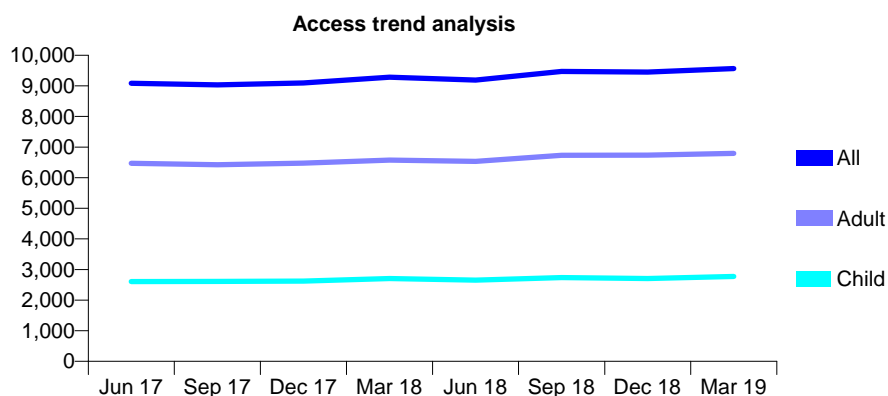
Q69 - Vital Signs At a Glance Contract Report for 122866/0001 - Year end March 2019

Name or company name	Puresmile Reading Limited
Contract type name	GDS Contract
Purpose of contract	General
Contract start date	01/04/2012
Contract end date	

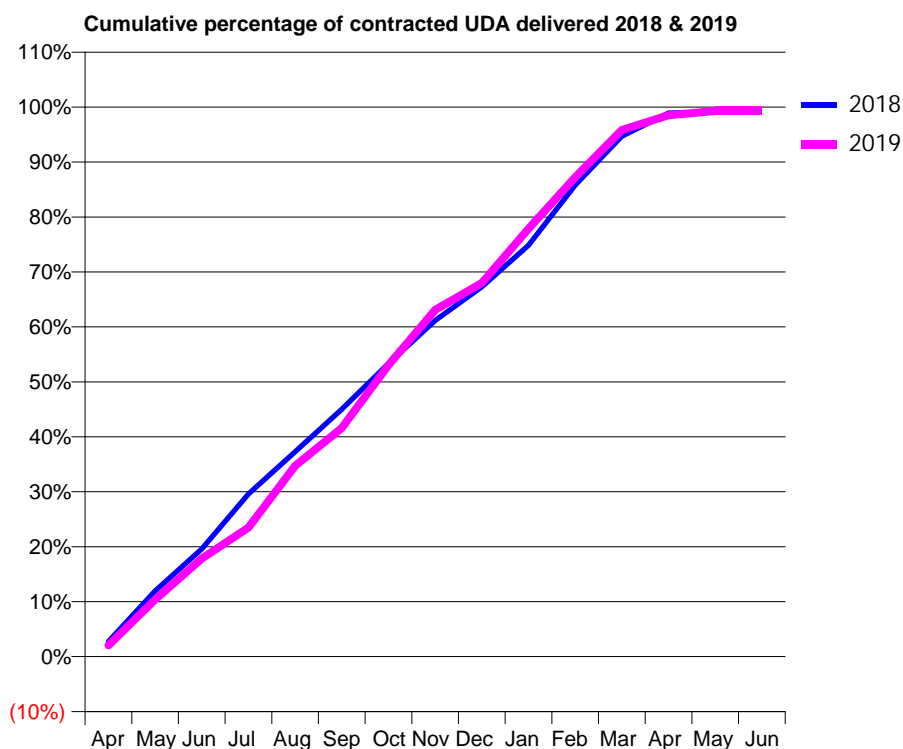
18/19 Contracted general activity (UDA)	30,476
Carry forward general activity (UDA)	283
18/19 Contracted orthodontic activity (UOA)	0
Carry forward orthodontic activity (UOA)	0
Baseline contract value	£777,507.69

ACCESS*

Patients seen in 24 months	Total	Change since previous quarter
Quarter ending March 2018	9,284	
Quarter ending June 2018	9,188	↓
Quarter ending September 2018	9,469	↑
Quarter ending December 2018	9,448	→
Quarter ending March 2019	9,568	→
Variance since March 2018	3.1%	↑



ACTIVITY



Month	Adjusted Scheduled Activity (UDA)	
	2018	2019
April	830	625
May	3,610	3,159
June	5,918	5,443
July	8,935	7,164
August	11,256	10,584
September	13,586	12,678
October	16,108	16,171
November	18,462	19,230
December	20,313	20,715
January	22,592	23,727
February	25,907	26,580
March	28,586	29,202
April	29,851	30,024
May	29,899	30,262
June	29,902	30,262

QUALITY

	Quantity	Base Number	Contract	AT	Region	England
% of FP17s for the same patient ID Re-attending within 3 months - Children	316	3,698	8.5%	11.4%	11.3%	11.8%
% of FP17s for the same patient ID Re-attending within 3 months - Adults	969	7,255	13.4%	14.9%	15.4%	15.7%
% of FP17s for the same patient ID Re-attending between 3 & 9 months - Children	1,932	3,698	52.2%	58.4%	61.3%	58.9%
% of FP17s for the same patient ID Re-attending between 3 & 9 months - Adults	2,978	7,255	41.0%	49.0%	52.1%	50.8%
% of FP17s for Band 1 Urgent Courses	486	10,773	4.5%	9.7%	9.5%	9.1%
% of FP17s Relating to Free Repair or Replacements	137	10,773	1.3%	0.7%	0.6%	0.8%
% of FP17s Relating to Continuations	67	10,773	0.6%	0.6%	0.8%	0.9%
% of Patients satisfied with the dentistry they have received	4	6	N/A	92.3%	92.4%	92.5%
% of Patients satisfied with the time they had to wait for an appointment	4	6	N/A	84.2%	86.3%	87.0%

* This is based on patients treated on this contract for their most recent course of treatment. Figures in italics indicate the base number of FP17s or Patient Questionnaire responses are less than 100. N/A is shown where the base number of responses is less than 10 during the period. % is calculated as Quantity/Base number*100

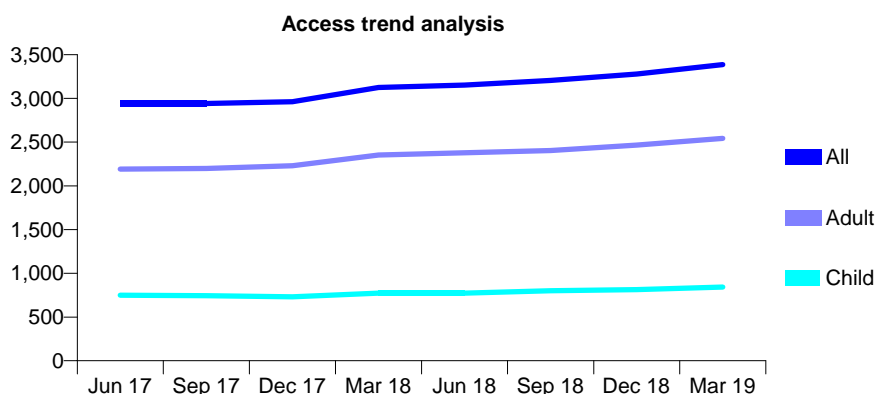
Q69 - Vital Signs At a Glance Contract Report for 127051/0001 - Year end March 2019

Name or company name	Sensura (UK) Limited
Contract type name	GDS Contract
Purpose of contract	General
Contract start date	01/04/2012
Contract end date	

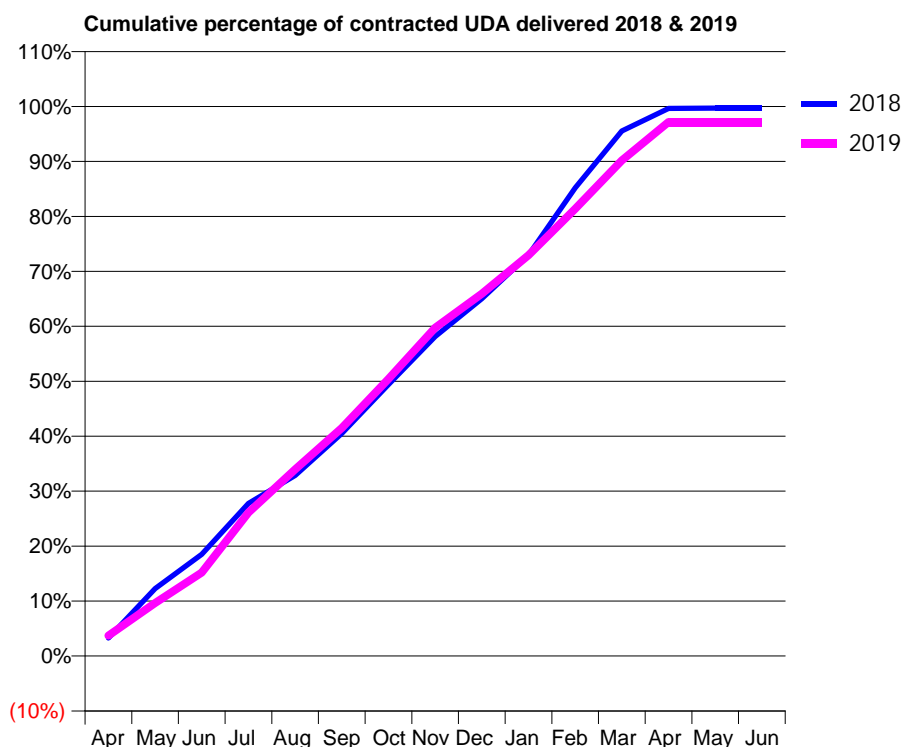
18/19 Contracted general activity (UDA)	11,300
Carry forward general activity (UDA)	35
18/19 Contracted orthodontic activity (UOA)	0
Carry forward orthodontic activity (UOA)	0
Baseline contract value	£298,636.43

ACCESS*

Patients seen in 24 months	Total	Change since previous quarter
Quarter ending March 2018	3,125	
Quarter ending June 2018	3,153	→
Quarter ending September 2018	3,205	→
Quarter ending December 2018	3,278	↑
Quarter ending March 2019	3,386	↑
Variance since March 2018	8.4%	↑



ACTIVITY



Month	Adjusted Scheduled Activity (UDA)	
	2018	2019
April	371	421
May	1,386	1,090
June	2,091	1,717
July	3,137	2,952
August	3,715	3,838
September	4,575	4,686
October	5,585	5,697
November	6,573	6,750
December	7,348	7,448
January	8,243	8,241
February	9,625	9,197
March	10,795	10,192
April	11,260	10,978
May	11,265	10,978
June	11,265	10,980

QUALITY

	Quantity	Base Number	Contract	AT	Region	England
% of FP17s for the same patient ID Re-attending within 3 months - Children	101	1,235	8.2%	11.4%	11.3%	11.8%
% of FP17s for the same patient ID Re-attending within 3 months - Adults	351	3,010	11.7%	14.9%	15.4%	15.7%
% of FP17s for the same patient ID Re-attending between 3 & 9 months - Children	662	1,235	53.6%	58.4%	61.3%	58.9%
% of FP17s for the same patient ID Re-attending between 3 & 9 months - Adults	1,373	3,010	45.6%	49.0%	52.1%	50.8%
% of FP17s for Band 1 Urgent Courses	354	4,292	8.2%	9.7%	9.5%	9.1%
% of FP17s Relating to Free Repair or Replacements	24	4,292	0.6%	0.7%	0.6%	0.8%
% of FP17s Relating to Continuations	15	4,292	0.3%	0.6%	0.8%	0.9%
% of Patients satisfied with the dentistry they have received	2	2	N/A	92.3%	92.4%	92.5%
% of Patients satisfied with the time they had to wait for an appointment	1	2	N/A	84.2%	86.3%	87.0%

* This is based on patients treated on this contract for their most recent course of treatment. Figures in italics indicate the base number of FP17s or Patient Questionnaire responses are less than 100. N/A is shown where the base number of responses is less than 10 during the period. % is calculated as Quantity/Base number*100

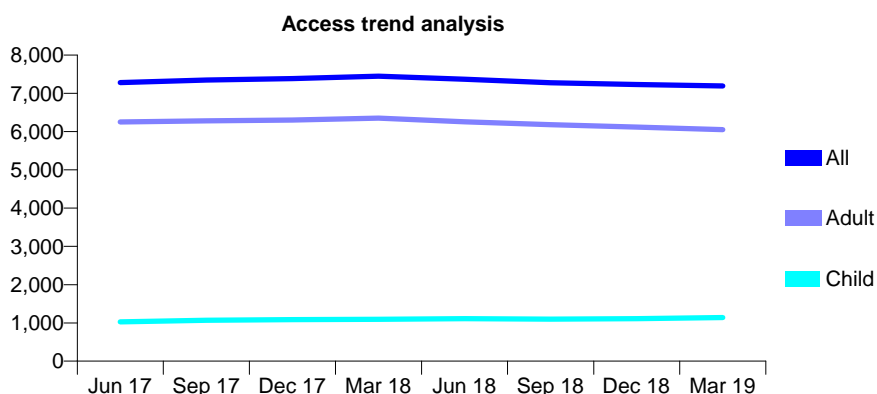
Q69 - Vital Signs At a Glance Contract Report for 127558/0001 - Year end March 2019

Name or company name	Friar Street Dental Surgery
Contract type name	GDS Contract
Purpose of contract	General
Contract start date	01/04/2013
Contract end date	

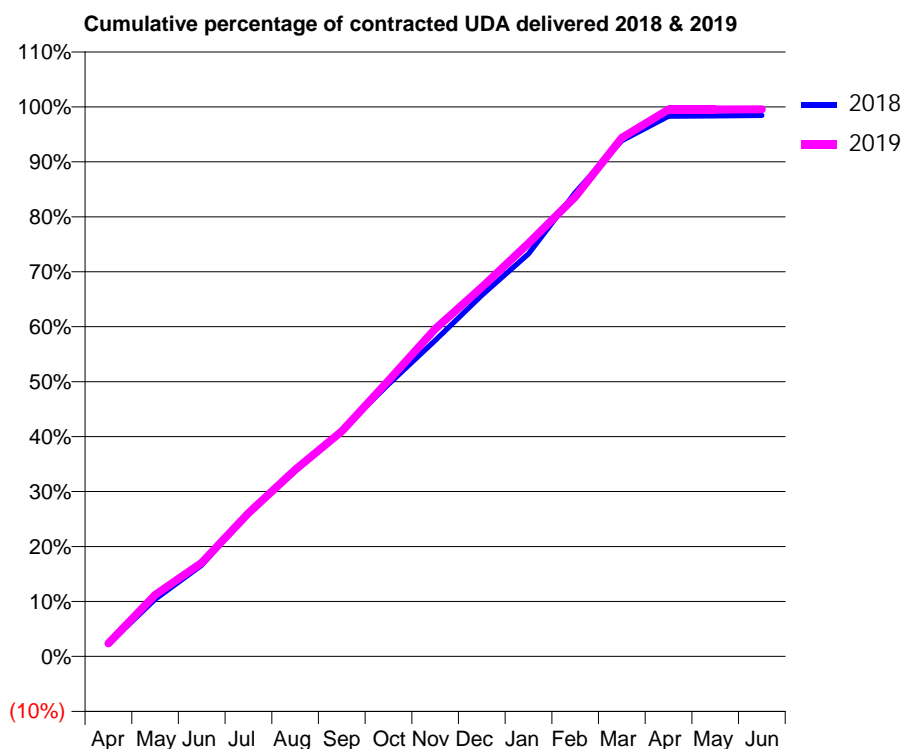
18/19 Contracted general activity (UDA)	22,041
Carry forward general activity (UDA)	359
18/19 Contracted orthodontic activity (UOA)	0
Carry forward orthodontic activity (UOA)	0
Baseline contract value	£499,703.01

ACCESS*

Patients seen in 24 months	Total	Change since previous quarter
Quarter ending March 2018	7,446	
Quarter ending June 2018	7,367	↓
Quarter ending September 2018	7,278	↓
Quarter ending December 2018	7,231	→
Quarter ending March 2019	7,192	→
Variance since March 2018	(3.4%)	↓



ACTIVITY



Month	2018	2019
April	520	525
May	2,390	2,466
June	3,808	3,757
July	5,990	5,746
August	7,724	7,490
September	9,418	9,032
October	11,352	11,064
November	13,180	13,138
December	15,069	14,803
January	16,792	16,569
February	19,350	18,430
March	21,516	20,797
April	22,533	21,935
May	22,548	21,935
June	22,564	21,941

QUALITY

	Quantity	Base Number	Contract	AT	Region	England
% of FP17s for the same patient ID Re-attending within 3 months - Children	147	1,628	9.0%	11.4%	11.3%	11.8%
% of FP17s for the same patient ID Re-attending within 3 months - Adults	842	7,704	10.9%	14.9%	15.4%	15.7%
% of FP17s for the same patient ID Re-attending between 3 & 9 months - Children	907	1,628	55.7%	58.4%	61.3%	58.9%
% of FP17s for the same patient ID Re-attending between 3 & 9 months - Adults	4,385	7,704	56.9%	49.0%	52.1%	50.8%
% of FP17s for Band 1 Urgent Courses	1,296	9,307	13.9%	9.7%	9.5%	9.1%
% of FP17s Relating to Free Repair or Replacements	66	9,307	0.7%	0.7%	0.6%	0.8%
% of FP17s Relating to Continuations	11	9,307	0.1%	0.6%	0.8%	0.9%
% of Patients satisfied with the dentistry they have received	3	3	N/A	92.3%	92.4%	92.5%
% of Patients satisfied with the time they had to wait for an appointment	3	3	N/A	84.2%	86.3%	87.0%

* This is based on patients treated on this contract for their most recent course of treatment. Figures in italics indicate the base number of FP17s or Patient Questionnaire responses are less than 100. N/A is shown where the base number of responses is less than 10 during the period. % is calculated as Quantity/Base number*100

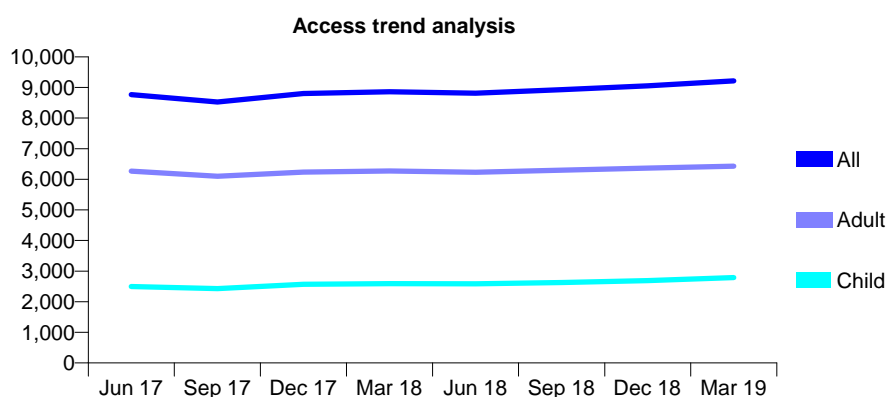
Q69 - Vital Signs At a Glance Contract Report for 128163/0004 - Year end March 2019

Name or company name	Aspire Dental Care Limited
Contract type name	PDS Plus Contract
Purpose of contract	General
Contract start date	10/12/2012
Contract end date	31/08/2020

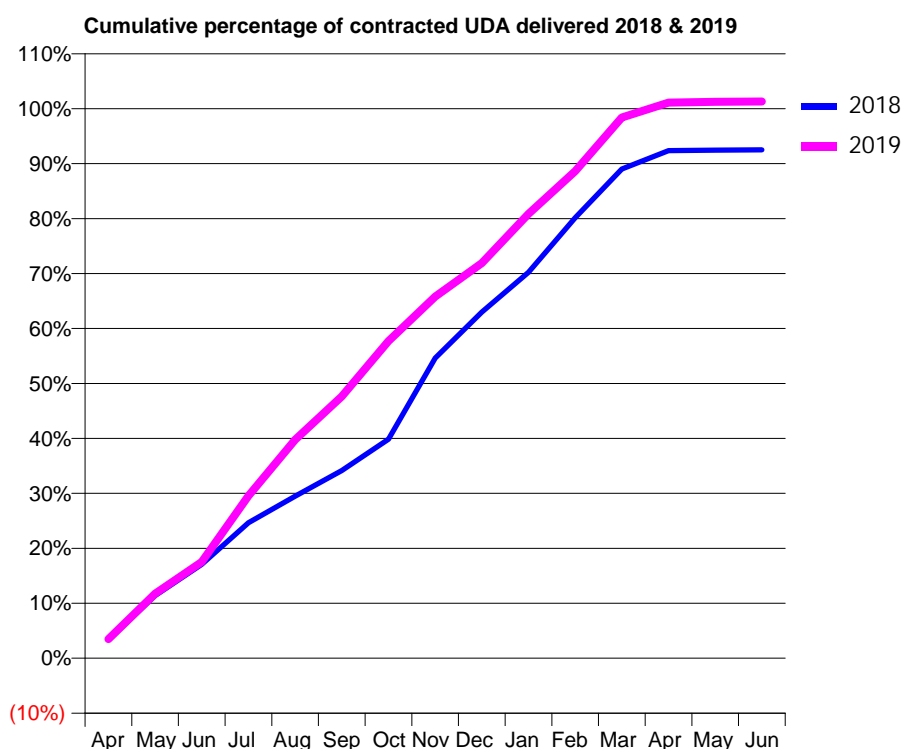
18/19 Contracted general activity (UDA)	24,000
Carry forward general activity (UDA)	0
18/19 Contracted orthodontic activity (UOA)	0
Carry forward orthodontic activity (UOA)	0
Baseline contract value	£322,993.81

ACCESS*

Patients seen in 24 months	Total	Change since previous quarter
Quarter ending March 2018	8,862	
Quarter ending June 2018	8,813	→
Quarter ending September 2018	8,924	→
Quarter ending December 2018	9,054	→
Quarter ending March 2019	9,220	→
Variance since March 2018	4.0%	↑



ACTIVITY



Month	Adjusted Scheduled Activity (UDA)	
	2018	2019
April	809	836
May	2,732	2,822
June	4,102	4,199
July	5,922	7,092
August	7,079	9,546
September	8,198	11,431
October	9,568	13,848
November	13,107	15,792
December	15,114	17,254
January	16,856	19,410
February	19,242	21,271
March	21,362	23,616
April	22,163	24,261
May	22,186	24,304
June	22,198	24,311

QUALITY

	Quantity	Base Number	Contract	AT	Region	England
% of FP17s for the same patient ID Re-attending within 3 months - Children	355	3,718	9.5%	11.4%	11.3%	11.8%
% of FP17s for the same patient ID Re-attending within 3 months - Adults	1,521	7,803	19.5%	14.9%	15.4%	15.7%
% of FP17s for the same patient ID Re-attending between 3 & 9 months - Children	1,791	3,718	48.2%	58.4%	61.3%	58.9%
% of FP17s for the same patient ID Re-attending between 3 & 9 months - Adults	2,791	7,803	35.8%	49.0%	52.1%	50.8%
% of FP17s for Band 1 Urgent Courses	2,248	11,465	19.6%	9.7%	9.5%	9.1%
% of FP17s Relating to Free Repair or Replacements	47	11,465	0.4%	0.7%	0.6%	0.8%
% of FP17s Relating to Continuations	41	11,465	0.4%	0.6%	0.8%	0.9%
% of Patients satisfied with the dentistry they have received	3	3	N/A	92.3%	92.4%	92.5%
% of Patients satisfied with the time they had to wait for an appointment	2	3	N/A	84.2%	86.3%	87.0%

* This is based on patients treated on this contract for their most recent course of treatment.

Figures in italics indicate the base number of FP17s or Patient Questionnaire responses are less than 100. N/A is shown where the base number of responses is less than 10 during the period. % is calculated as Quantity/Base number*100

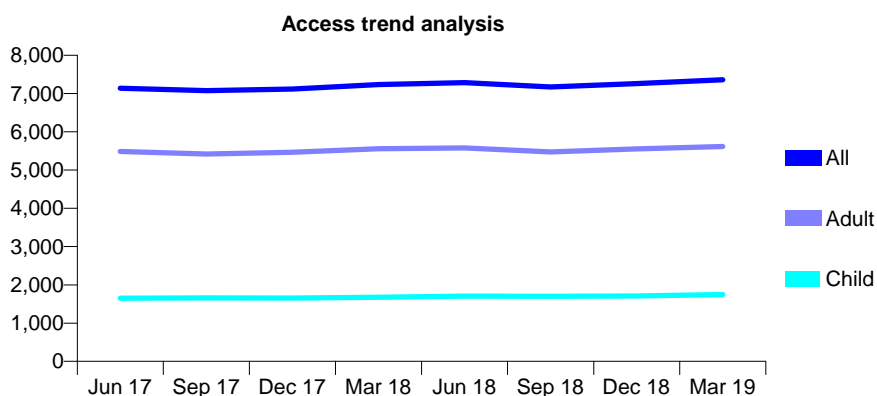
Q69 - Vital Signs At a Glance Contract Report for 128244/0001 - Year end March 2019

Name or company name	The Dental Surgery Burnham Ltd
Contract type name	GDS Contract
Purpose of contract	General
Contract start date	01/04/2008
Contract end date	

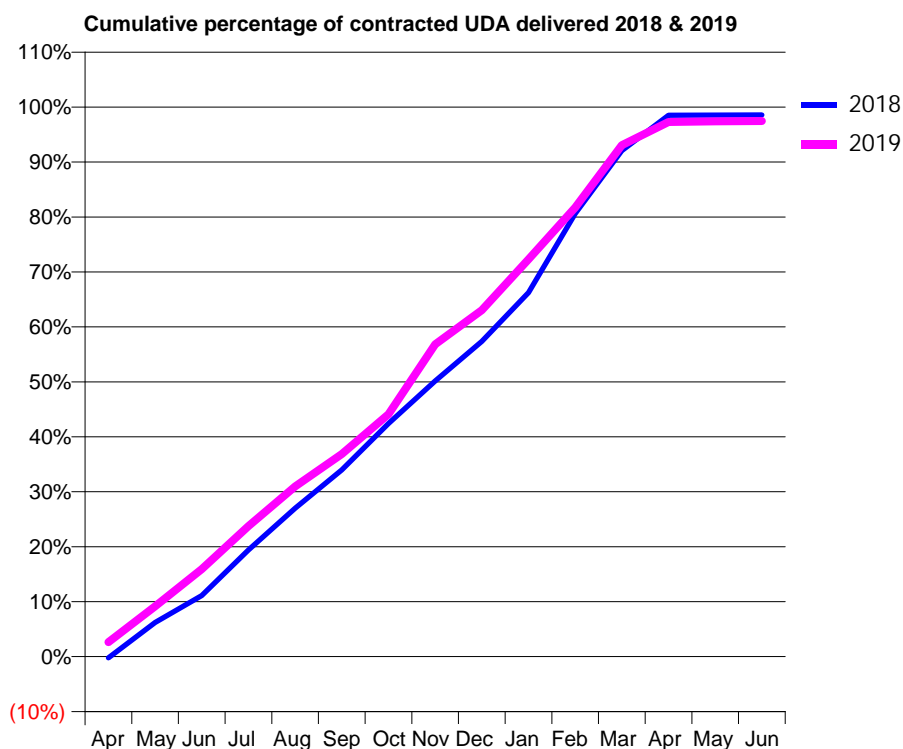
18/19 Contracted general activity (UDA)	19,419
Carry forward general activity (UDA)	267
18/19 Contracted orthodontic activity (UOA)	0
Carry forward orthodontic activity (UOA)	0
Baseline contract value	£476,756.02

ACCESS*

Patients seen in 24 months	Total	Change since previous quarter
Quarter ending March 2018	7,234	
Quarter ending June 2018	7,282	→
Quarter ending September 2018	7,173	↓
Quarter ending December 2018	7,260	→
Quarter ending March 2019	7,362	→
Variance since March 2018	1.8%	→



ACTIVITY



Month	Adjusted Scheduled Activity (UDA)	
	2018	2019
April	-41	513
May	1,153	1,780
June	2,058	3,088
July	3,590	4,609
August	4,999	6,013
September	6,285	7,157
October	7,843	8,566
November	9,281	11,033
December	10,606	12,238
January	12,249	14,041
February	14,913	15,873
March	17,032	18,068
April	18,220	18,890
May	18,221	18,911
June	18,226	18,921

QUALITY

	Quantity	Base Number	Contract	AT	Region	England
% of FP17s for the same patient ID Re-attending within 3 months - Children	205	2,825	7.3%	11.4%	11.3%	11.8%
% of FP17s for the same patient ID Re-attending within 3 months - Adults	1,225	7,428	16.5%	14.9%	15.4%	15.7%
% of FP17s for the same patient ID Re-attending between 3 & 9 months - Children	1,756	2,825	62.2%	58.4%	61.3%	58.9%
% of FP17s for the same patient ID Re-attending between 3 & 9 months - Adults	3,529	7,428	47.5%	49.0%	52.1%	50.8%
% of FP17s for Band 1 Urgent Courses	761	9,414	8.1%	9.7%	9.5%	9.1%
% of FP17s Relating to Free Repair or Replacements	131	9,414	1.4%	0.7%	0.6%	0.8%
% of FP17s Relating to Continuations	82	9,414	0.9%	0.6%	0.8%	0.9%
% of Patients satisfied with the dentistry they have received	5	6	N/A	92.3%	92.4%	92.5%
% of Patients satisfied with the time they had to wait for an appointment	6	6	N/A	84.2%	86.3%	87.0%

* This is based on patients treated on this contract for their most recent course of treatment. Figures in italics indicate the base number of FP17s or Patient Questionnaire responses are less than 100. N/A is shown where the base number of responses is less than 10 during the period. % is calculated as Quantity/Base number*100

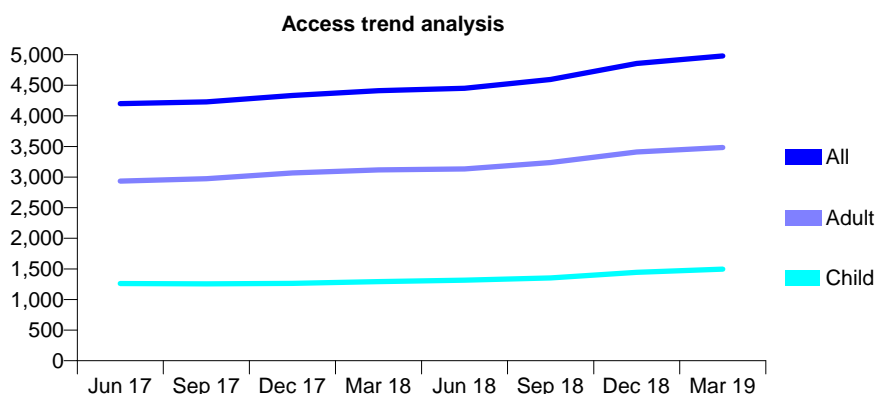
Q69 - Vital Signs At a Glance Contract Report for 129038/0001 - Year end March 2019

Name or company name	Oxfordshire Therapy Limited
Contract type name	GDS Contract
Purpose of contract	General
Contract start date	01/04/2014
Contract end date	

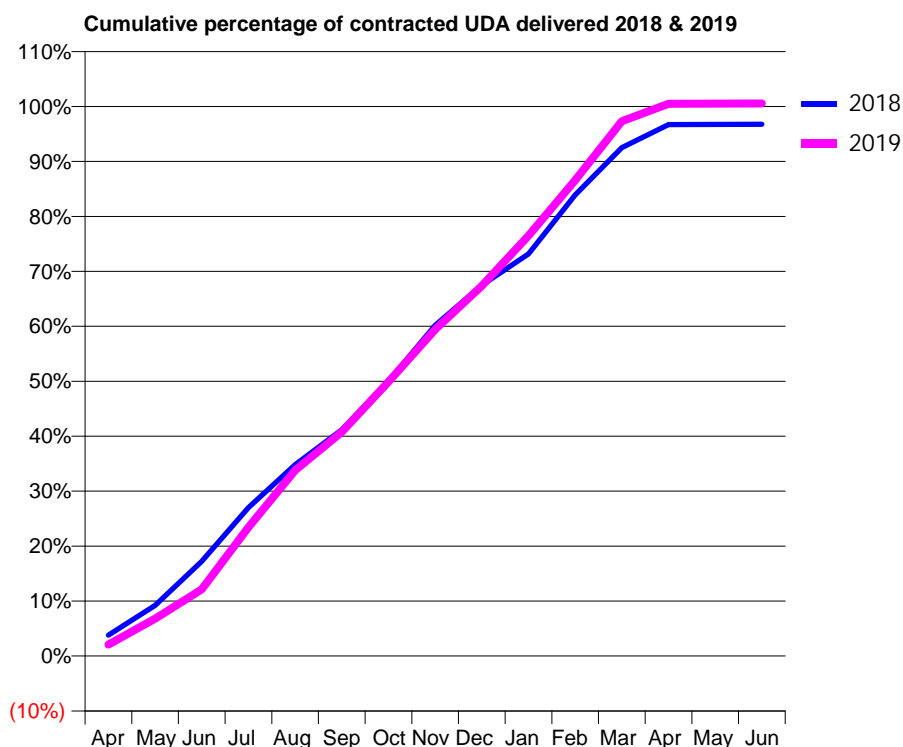
18/19 Contracted general activity (UDA)	12,500
Carry forward general activity (UDA)	404
18/19 Contracted orthodontic activity (UOA)	0
Carry forward orthodontic activity (UOA)	0
Baseline contract value	£309,400.63

ACCESS*

Patients seen in 24 months	Total	Change since previous quarter
Quarter ending March 2018	4,411	
Quarter ending June 2018	4,449	→
Quarter ending September 2018	4,593	↑
Quarter ending December 2018	4,856	↑
Quarter ending March 2019	4,979	↑
Variance since March 2018	12.9%	↑



ACTIVITY



Month	Adjusted Scheduled Activity (UDA)	
	2018	2019
April	473	260
May	1,156	850
June	2,153	1,519
July	3,378	2,930
August	4,353	4,225
September	5,146	5,094
October	6,254	6,238
November	7,521	7,427
December	8,433	8,418
January	9,146	9,564
February	10,490	10,823
March	11,566	12,166
April	12,086	12,561
May	12,093	12,565
June	12,096	12,568

QUALITY

	Quantity	Base Number	Contract	AT	Region	England
% of FP17s for the same patient ID Re-attending within 3 months - Children	207	2,575	8.0%	11.4%	11.3%	11.8%
% of FP17s for the same patient ID Re-attending within 3 months - Adults	753	5,278	14.3%	14.9%	15.4%	15.7%
% of FP17s for the same patient ID Re-attending between 3 & 9 months - Children	1,642	2,575	63.8%	58.4%	61.3%	58.9%
% of FP17s for the same patient ID Re-attending between 3 & 9 months - Adults	3,116	5,278	59.0%	49.0%	52.1%	50.8%
% of FP17s for Band 1 Urgent Courses	752	7,708	9.8%	9.7%	9.5%	9.1%
% of FP17s Relating to Free Repair or Replacements	27	7,708	0.4%	0.7%	0.6%	0.8%
% of FP17s Relating to Continuations	55	7,708	0.7%	0.6%	0.8%	0.9%
% of Patients satisfied with the dentistry they have received	2	2	N/A	92.3%	92.4%	92.5%
% of Patients satisfied with the time they had to wait for an appointment	1	2	N/A	84.2%	86.3%	87.0%

* This is based on patients treated on this contract for their most recent course of treatment. Figures in italics indicate the base number of FP17s or Patient Questionnaire responses are less than 100. N/A is shown where the base number of responses is less than 10 during the period. % is calculated as Quantity/Base number*100

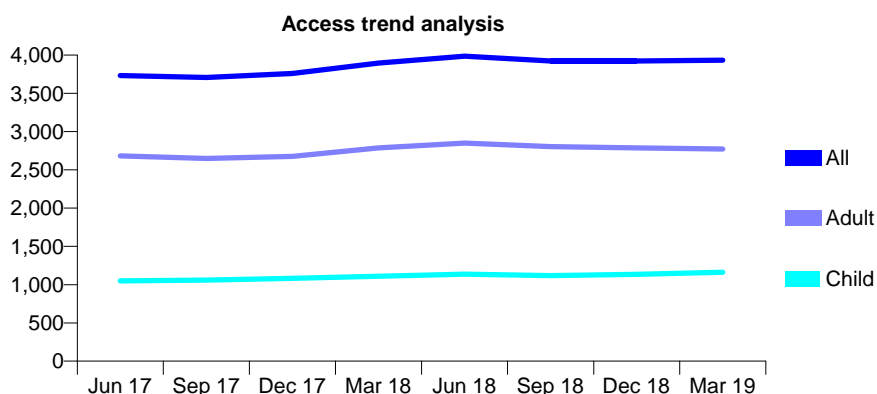
Q69 - Vital Signs At a Glance Contract Report for 129917/0001 - Year end March 2019

Name or company name	Ash Tree House Dental
Contract type name	GDS Contract
Purpose of contract	General
Contract start date	21/08/2012
Contract end date	

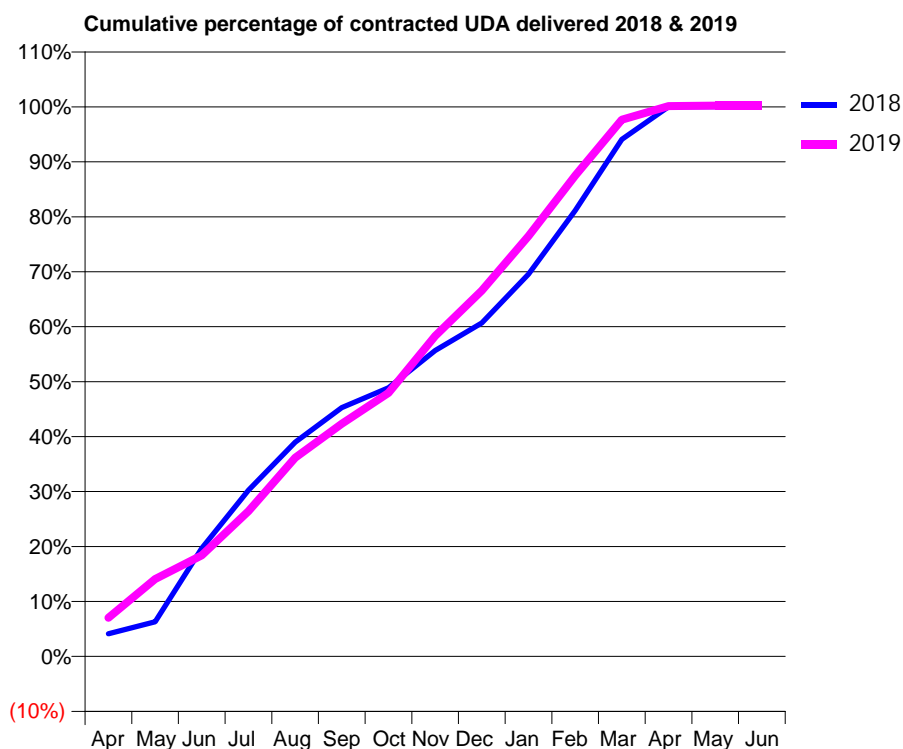
18/19 Contracted general activity (UDA)	6,380
Carry forward general activity (UDA)	-3
18/19 Contracted orthodontic activity (UOA)	0
Carry forward orthodontic activity (UOA)	0
Baseline contract value	£142,868.23

ACCESS*

Patients seen in 24 months	Total	Change since previous quarter
Quarter ending March 2018	3,896	
Quarter ending June 2018	3,985	↑
Quarter ending September 2018	3,922	↓
Quarter ending December 2018	3,923	→
Quarter ending March 2019	3,933	→
Variance since March 2018	0.9%	→



ACTIVITY



Month	Adjusted Scheduled Activity (UDA)	
	2018	2019
April	263	448
May	403	899
June	1,256	1,174
July	1,930	1,687
August	2,487	2,307
September	2,889	2,701
October	3,119	3,061
November	3,550	3,722
December	3,871	4,247
January	4,438	4,879
February	5,178	5,582
March	6,002	6,232
April	6,381	6,389
May	6,383	6,395
June	6,383	6,395

QUALITY

	Quantity	Base Number	Contract	AT	Region	England
% of FP17s for the same patient ID Re-attending within 3 months - Children	140	1,848	7.6%	11.4%	11.3%	11.8%
% of FP17s for the same patient ID Re-attending within 3 months - Adults	457	3,358	13.6%	14.9%	15.4%	15.7%
% of FP17s for the same patient ID Re-attending between 3 & 9 months - Children	1,192	1,848	64.5%	58.4%	61.3%	58.9%
% of FP17s for the same patient ID Re-attending between 3 & 9 months - Adults	1,399	3,358	41.7%	49.0%	52.1%	50.8%
% of FP17s for Band 1 Urgent Courses	408	3,938	10.4%	9.7%	9.5%	9.1%
% of FP17s Relating to Free Repair or Replacements	38	3,938	1.0%	0.7%	0.6%	0.8%
% of FP17s Relating to Continuations	20	3,938	0.5%	0.6%	0.8%	0.9%
% of Patients satisfied with the dentistry they have received	2	2	N/A	92.3%	92.4%	92.5%
% of Patients satisfied with the time they had to wait for an appointment	2	2	N/A	84.2%	86.3%	87.0%

* This is based on patients treated on this contract for their most recent course of treatment. Figures in italics indicate the base number of FP17s or Patient Questionnaire responses are less than 100. N/A is shown where the base number of responses is less than 10 during the period. % is calculated as Quantity/Base number*100

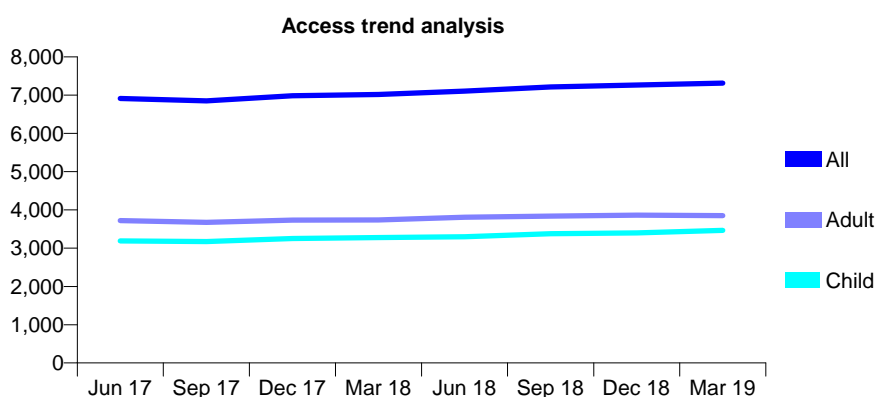
Q69 - Vital Signs At a Glance Contract Report for 130230/0001 - Year end March 2019

Name or company name	WEXHAM ROAD DENTAL SURGERY LTD
Contract type name	GDS Contract
Purpose of contract	General
Contract start date	04/04/2008
Contract end date	

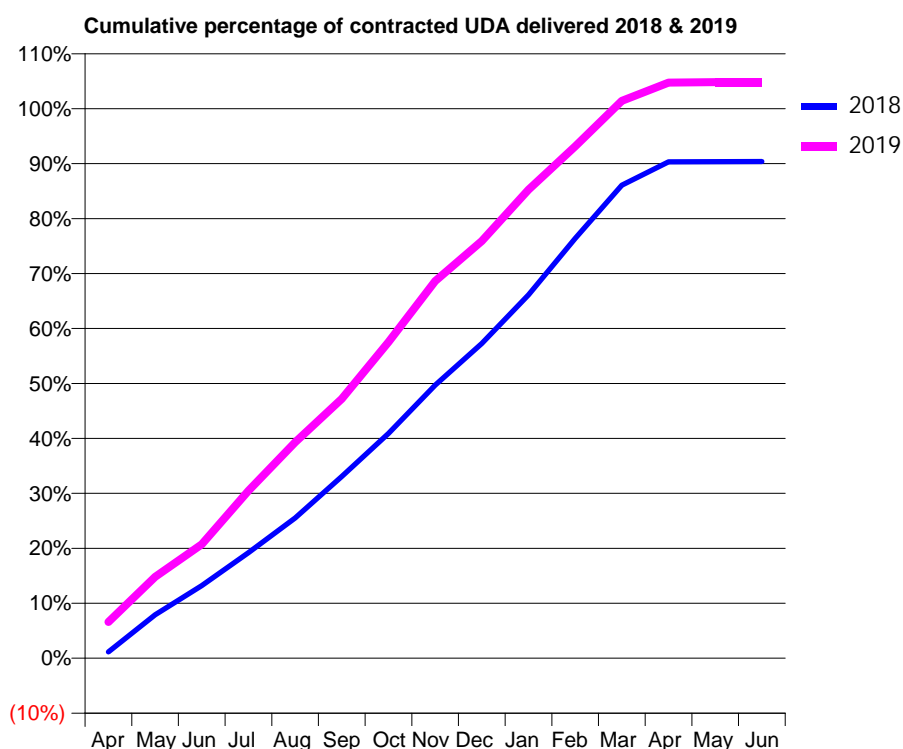
18/19 Contracted general activity (UDA)	17,630
Carry forward general activity (UDA)	0
18/19 Contracted orthodontic activity (UOA)	0
Carry forward orthodontic activity (UOA)	0
Baseline contract value	£582,899.27

ACCESS*

Patients seen in 24 months	Total	Change since previous quarter
Quarter ending March 2018	7,020	
Quarter ending June 2018	7,105	→
Quarter ending September 2018	7,215	→
Quarter ending December 2018	7,264	→
Quarter ending March 2019	7,316	→
Variance since March 2018	4.2%	↑



ACTIVITY



Adjusted Scheduled Activity (UDA)		
Month	2018	2019
April	193	1,162
May	1,317	2,611
June	2,199	3,652
July	3,194	5,376
August	4,242	6,929
September	5,499	8,317
October	6,800	10,141
November	8,267	12,102
December	9,523	13,380
January	10,996	15,033
February	12,708	16,422
March	14,314	17,882
April	15,022	18,461
May	15,028	18,479
June	15,029	18,479

QUALITY

	Quantity	Base Number	Contract	AT	Region	England
% of FP17s for the same patient ID Re-attending within 3 months - Children	547	4,507	12.1%	11.4%	11.3%	11.8%
% of FP17s for the same patient ID Re-attending within 3 months - Adults	883	4,199	21.0%	14.9%	15.4%	15.7%
% of FP17s for the same patient ID Re-attending between 3 & 9 months - Children	1,804	4,507	40.0%	58.4%	61.3%	58.9%
% of FP17s for the same patient ID Re-attending between 3 & 9 months - Adults	1,228	4,199	29.2%	49.0%	52.1%	50.8%
% of FP17s for Band 1 Urgent Courses	1,273	8,055	15.8%	9.7%	9.5%	9.1%
% of FP17s Relating to Free Repair or Replacements	25	8,055	0.3%	0.7%	0.6%	0.8%
% of FP17s Relating to Continuations	54	8,055	0.7%	0.6%	0.8%	0.9%
% of Patients satisfied with the dentistry they have received	2	2	N/A	92.3%	92.4%	92.5%
% of Patients satisfied with the time they had to wait for an appointment	2	2	N/A	84.2%	86.3%	87.0%

* This is based on patients treated on this contract for their most recent course of treatment.

Figures in italics indicate the base number of FP17s or Patient Questionnaire responses are less than 100. N/A is shown where the base number of responses is less than 10 during the period. % is calculated as Quantity/Base number*100

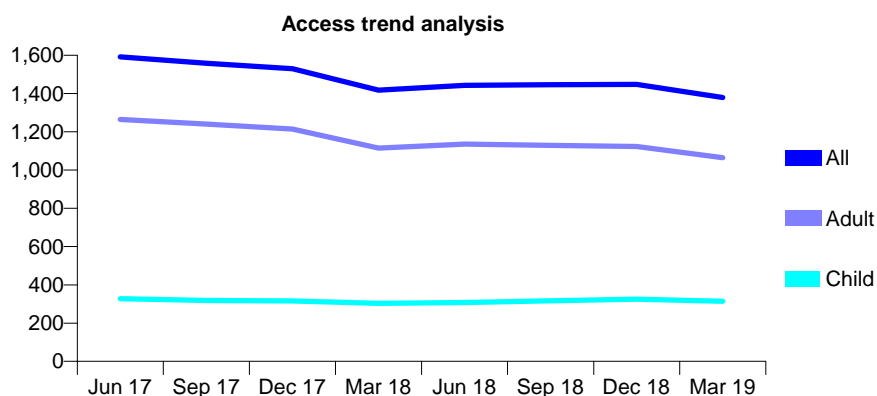
Q69 - Vital Signs At a Glance Contract Report for 131539/0001 - Year end March 2019

Name or company name	Eurodental Limited
Contract type name	GDS Contract
Purpose of contract	General
Contract start date	01/01/2009
Contract end date	

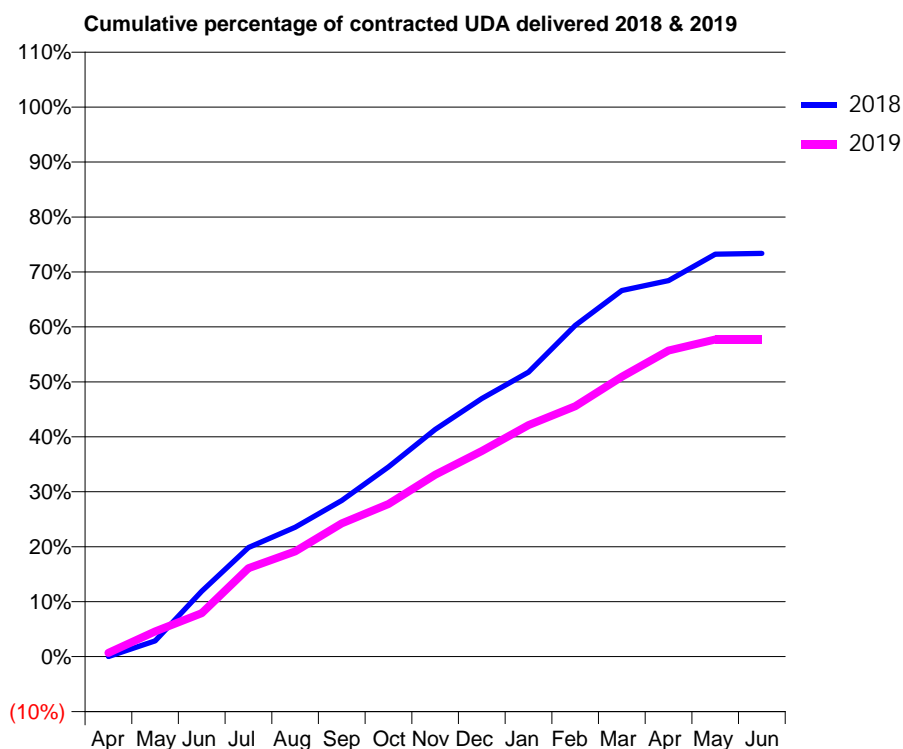
18/19 Contracted general activity (UDA)	8,541
Carry forward general activity (UDA)	0
18/19 Contracted orthodontic activity (UOA)	0
Carry forward orthodontic activity (UOA)	0
Baseline contract value	£207,718.51

ACCESS*

Patients seen in 24 months	Total	Change since previous quarter
Quarter ending March 2018	1,418	
Quarter ending June 2018	1,443	→
Quarter ending September 2018	1,446	→
Quarter ending December 2018	1,448	→
Quarter ending March 2019	1,379	↓
Variance since March 2018	(2.8%)	↓



ACTIVITY



Month	Adjusted Scheduled Activity (UDA)	
	2018	2019
April	0	59
May	246	392
June	1,016	676
July	1,694	1,376
August	2,011	1,636
September	2,426	2,072
October	2,949	2,372
November	3,530	2,825
December	4,012	3,195
January	4,423	3,599
February	5,148	3,892
March	5,691	4,350
April	5,843	4,758
May	6,254	4,927
June	6,267	4,927

QUALITY

	Quantity	Base Number	Contract	AT	Region	England
% of FP17s for the same patient ID Re-attending within 3 months - Children	68	474	14.3%	11.4%	11.3%	11.8%
% of FP17s for the same patient ID Re-attending within 3 months - Adults	230	1,256	18.3%	14.9%	15.4%	15.7%
% of FP17s for the same patient ID Re-attending between 3 & 9 months - Children	239	474	50.4%	58.4%	61.3%	58.9%
% of FP17s for the same patient ID Re-attending between 3 & 9 months - Adults	518	1,256	41.2%	49.0%	52.1%	50.8%
% of FP17s for Band 1 Urgent Courses	297	1,811	16.4%	9.7%	9.5%	9.1%
% of FP17s Relating to Free Repair or Replacements	9	1,811	0.5%	0.7%	0.6%	0.8%
% of FP17s Relating to Continuations	34	1,811	1.9%	0.6%	0.8%	0.9%
% of Patients satisfied with the dentistry they have received	0	0	N/A	92.3%	92.4%	92.5%
% of Patients satisfied with the time they had to wait for an appointment	0	0	N/A	84.2%	86.3%	87.0%

* This is based on patients treated on this contract for their most recent course of treatment. Figures in italics indicate the base number of FP17s or Patient Questionnaire responses are less than 100. N/A is shown where the base number of responses is less than 10 during the period. % is calculated as Quantity/Base number*100

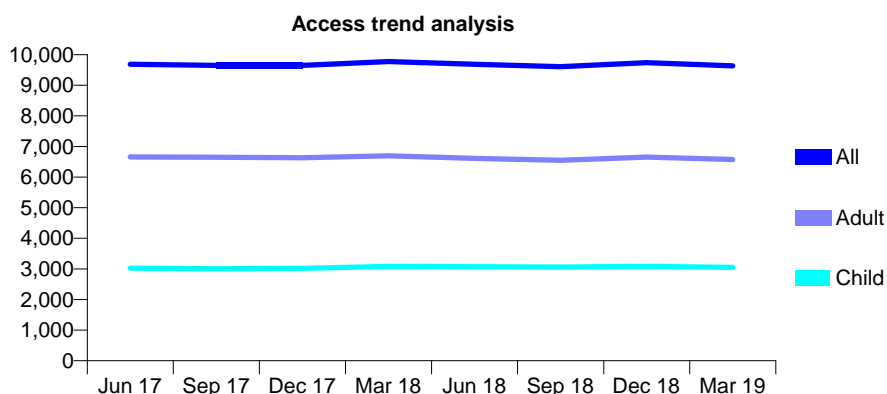
Q69 - Vital Signs At a Glance Contract Report for 133752/0001 - Year end March 2019

Name or company name	Winnersh Dental Practice Ltd
Contract type name	GDS Contract
Purpose of contract	General
Contract start date	05/02/2010
Contract end date	

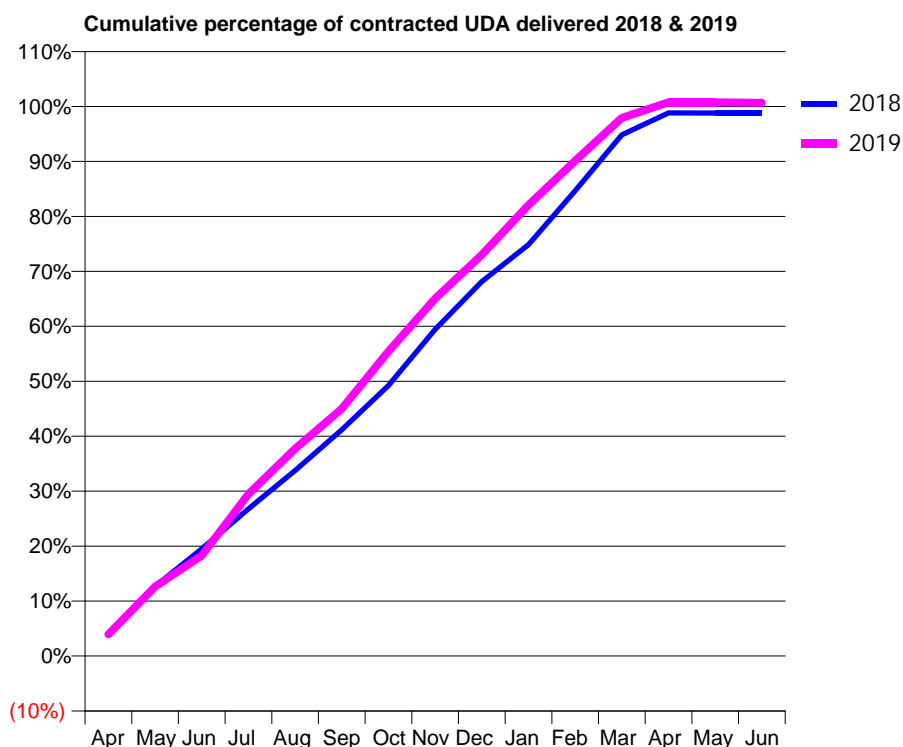
18/19 Contracted general activity (UDA)	23,809
Carry forward general activity (UDA)	283
18/19 Contracted orthodontic activity (UOA)	0
Carry forward orthodontic activity (UOA)	0
Baseline contract value	£596,880.10

ACCESS*

Patients seen in 24 months	Total	Change since previous quarter
Quarter ending March 2018	9,776	
Quarter ending June 2018	9,684	→
Quarter ending September 2018	9,610	→
Quarter ending December 2018	9,736	→
Quarter ending March 2019	9,631	↓
Variance since March 2018	(1.5%)	↓



ACTIVITY



Month	Adjusted Scheduled Activity (UDA)	
	2018	2019
April	963	940
May	3,026	3,007
June	4,644	4,351
July	6,375	7,017
August	8,037	8,983
September	9,804	10,709
October	11,719	13,198
November	14,161	15,490
December	16,221	17,374
January	17,823	19,540
February	20,161	21,458
March	22,575	23,319
April	23,530	23,989
May	23,523	23,987
June	23,526	23,970

QUALITY

	Quantity	Base Number	Contract	AT	Region	England
% of FP17s for the same patient ID Re-attending within 3 months - Children	404	4,728	8.5%	11.4%	11.3%	11.8%
% of FP17s for the same patient ID Re-attending within 3 months - Adults	1,375	8,408	16.4%	14.9%	15.4%	15.7%
% of FP17s for the same patient ID Re-attending between 3 & 9 months - Children	3,004	4,728	63.5%	58.4%	61.3%	58.9%
% of FP17s for the same patient ID Re-attending between 3 & 9 months - Adults	4,254	8,408	50.6%	49.0%	52.1%	50.8%
% of FP17s for Band 1 Urgent Courses	1,263	13,045	9.7%	9.7%	9.5%	9.1%
% of FP17s Relating to Free Repair or Replacements	160	13,045	1.2%	0.7%	0.6%	0.8%
% of FP17s Relating to Continuations	28	13,045	0.2%	0.6%	0.8%	0.9%
% of Patients satisfied with the dentistry they have received	7	7	N/A	92.3%	92.4%	92.5%
% of Patients satisfied with the time they had to wait for an appointment	5	7	N/A	84.2%	86.3%	87.0%

* This is based on patients treated on this contract for their most recent course of treatment. Figures in italics indicate the base number of FP17s or Patient Questionnaire responses are less than 100. N/A is shown where the base number of responses is less than 10 during the period. % is calculated as Quantity/Base number*100

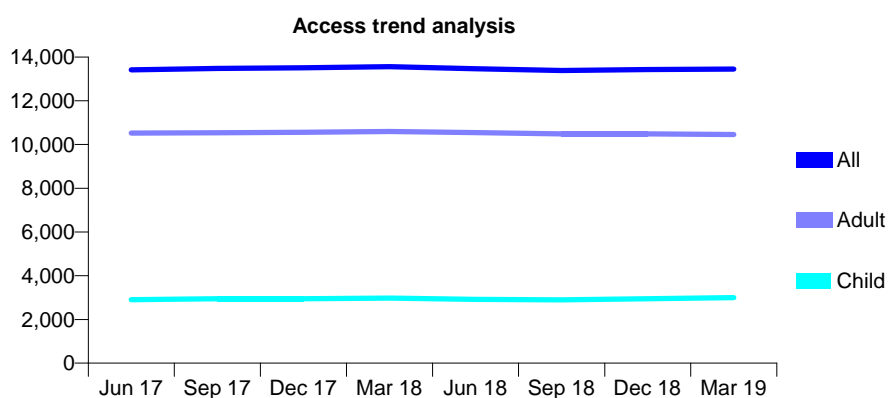
Q69 - Vital Signs At a Glance Contract Report for 134384/0001 - Year end March 2019

Name or company name	Sam Health Ltd
Contract type name	GDS Contract
Purpose of contract	General
Contract start date	01/05/2013
Contract end date	

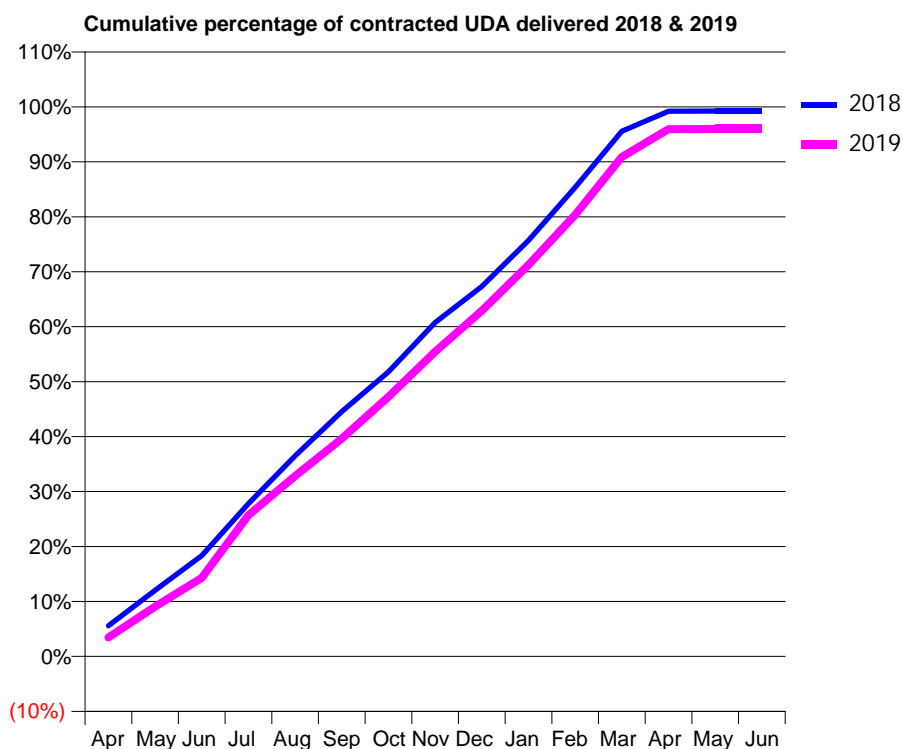
18/19 Contracted general activity (UDA)	40,939
Carry forward general activity (UDA)	308
18/19 Contracted orthodontic activity (UOA)	0
Carry forward orthodontic activity (UOA)	0
Baseline contract value	£1,015,948.39

ACCESS*

Patients seen in 24 months	Total	Change since previous quarter
Quarter ending March 2018	13,566	
Quarter ending June 2018	13,464	→
Quarter ending September 2018	13,384	→
Quarter ending December 2018	13,430	→
Quarter ending March 2019	13,455	→
Variance since March 2018	(0.8%)	→



ACTIVITY



Month	Adjusted Scheduled Activity (UDA)	
	2018	2019
April	2,279	1,418
May	4,934	3,711
June	7,505	5,849
July	11,380	10,522
August	14,949	13,448
September	18,235	16,215
October	21,204	19,349
November	24,883	22,702
December	27,566	25,741
January	30,996	29,166
February	34,957	32,899
March	39,131	37,201
April	40,615	39,277
May	40,631	39,283
June	40,631	39,288

QUALITY

	Quantity	Base Number	Contract	AT	Region	England
% of FP17s for the same patient ID Re-attending within 3 months - Children	384	4,621	8.3%	11.4%	11.3%	11.8%
% of FP17s for the same patient ID Re-attending within 3 months - Adults	2,467	14,089	17.5%	14.9%	15.4%	15.7%
% of FP17s for the same patient ID Re-attending between 3 & 9 months - Children	2,691	4,621	58.2%	58.4%	61.3%	58.9%
% of FP17s for the same patient ID Re-attending between 3 & 9 months - Adults	6,821	14,089	48.4%	49.0%	52.1%	50.8%
% of FP17s for Band 1 Urgent Courses	2,044	18,709	10.9%	9.7%	9.5%	9.1%
% of FP17s Relating to Free Repair or Replacements	233	18,709	1.2%	0.7%	0.6%	0.8%
% of FP17s Relating to Continuations	165	18,709	0.9%	0.6%	0.8%	0.9%
% of Patients satisfied with the dentistry they have received	17	17	100.0%	92.3%	92.4%	92.5%
% of Patients satisfied with the time they had to wait for an appointment	16	17	94.1%	84.2%	86.3%	87.0%

* This is based on patients treated on this contract for their most recent course of treatment. Figures in italics indicate the base number of FP17s or Patient Questionnaire responses are less than 100. N/A is shown where the base number of responses is less than 10 during the period. % is calculated as Quantity/Base number*100

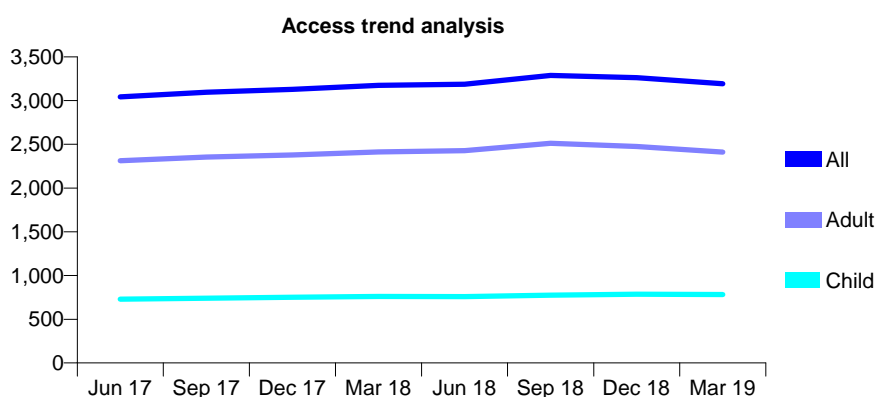
Q69 - Vital Signs At a Glance Contract Report for 136425/0001 - Year end March 2019

Name or company name	Barsar Ltd
Contract type name	GDS Contract
Purpose of contract	General
Contract start date	01/09/2011
Contract end date	

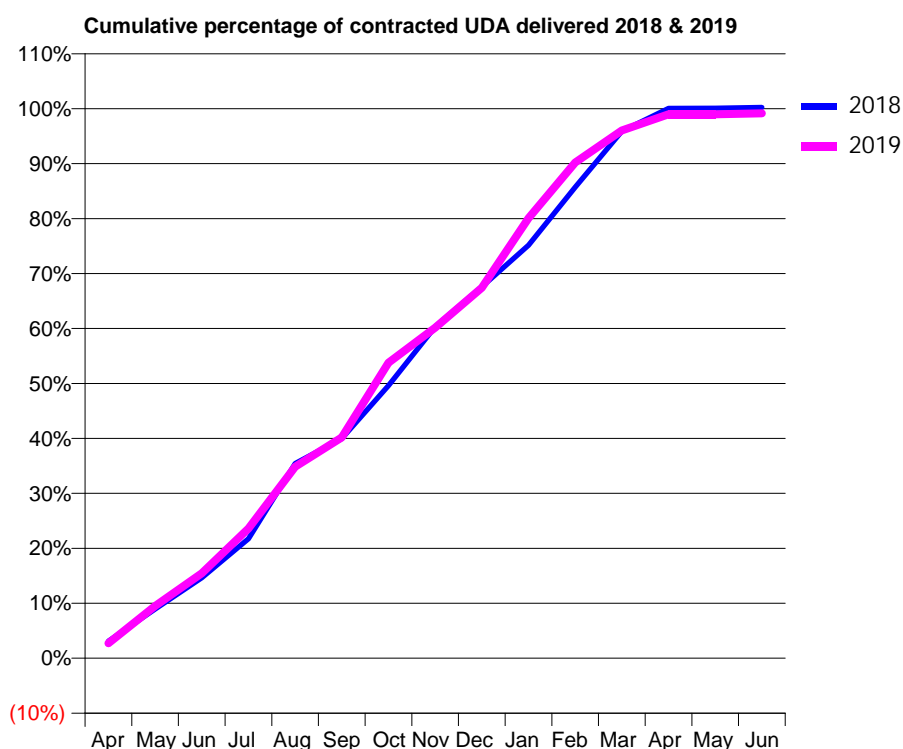
18/19 Contracted general activity (UDA)	7,016
Carry forward general activity (UDA)	0
18/19 Contracted orthodontic activity (UOA)	0
Carry forward orthodontic activity (UOA)	0
Baseline contract value	£150,959.37

ACCESS*

Patients seen in 24 months	Total	Change since previous quarter
Quarter ending March 2018	3,174	
Quarter ending June 2018	3,186	→
Quarter ending September 2018	3,288	↑
Quarter ending December 2018	3,262	→
Quarter ending March 2019	3,193	↓
Variance since March 2018	0.6%	→



ACTIVITY



Month	Adjusted Scheduled Activity (UDA)	
	2018	2019
April	217	191
May	630	667
June	1,027	1,084
July	1,524	1,655
August	2,486	2,445
September	2,806	2,818
October	3,481	3,772
November	4,234	4,220
December	4,740	4,729
January	5,272	5,617
February	6,014	6,330
March	6,727	6,738
April	7,019	6,944
May	7,021	6,944
June	7,033	6,957

QUALITY

	Quantity	Base Number	Contract	AT	Region	England
% of FP17s for the same patient ID Re-attending within 3 months - Children	62	970	6.4%	11.4%	11.3%	11.8%
% of FP17s for the same patient ID Re-attending within 3 months - Adults	549	2,978	18.4%	14.9%	15.4%	15.7%
% of FP17s for the same patient ID Re-attending between 3 & 9 months - Children	518	970	53.4%	58.4%	61.3%	58.9%
% of FP17s for the same patient ID Re-attending between 3 & 9 months - Adults	1,360	2,978	45.7%	49.0%	52.1%	50.8%
% of FP17s for Band 1 Urgent Courses	547	3,298	16.6%	9.7%	9.5%	9.1%
% of FP17s Relating to Free Repair or Replacements	53	3,298	1.6%	0.7%	0.6%	0.8%
% of FP17s Relating to Continuations	8	3,298	0.2%	0.6%	0.8%	0.9%
% of Patients satisfied with the dentistry they have received	4	4	N/A	92.3%	92.4%	92.5%
% of Patients satisfied with the time they had to wait for an appointment	4	4	N/A	84.2%	86.3%	87.0%

* This is based on patients treated on this contract for their most recent course of treatment.

Figures in italics indicate the base number of FP17s or Patient Questionnaire responses are less than 100. N/A is shown where the base number of responses is less than 10 during the period. % is calculated as Quantity/Base number*100

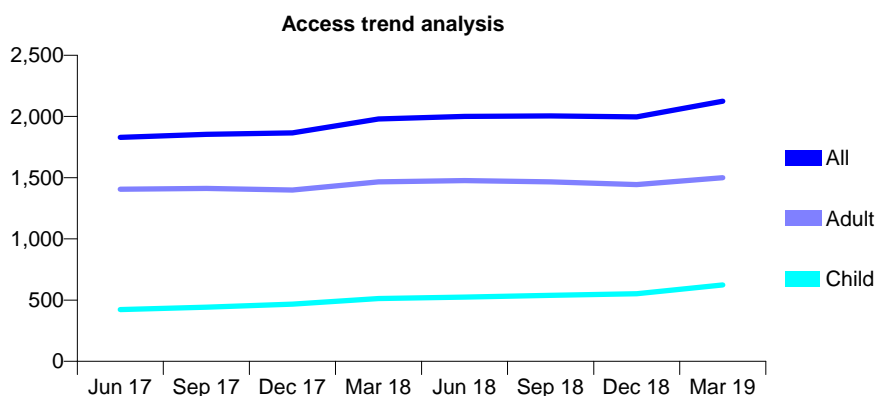
Q69 - Vital Signs At a Glance Contract Report for 136425/0002 - Year end March 2019

Name or company name	Barsar Ltd
Contract type name	GDS Contract
Purpose of contract	General
Contract start date	20/01/2015
Contract end date	

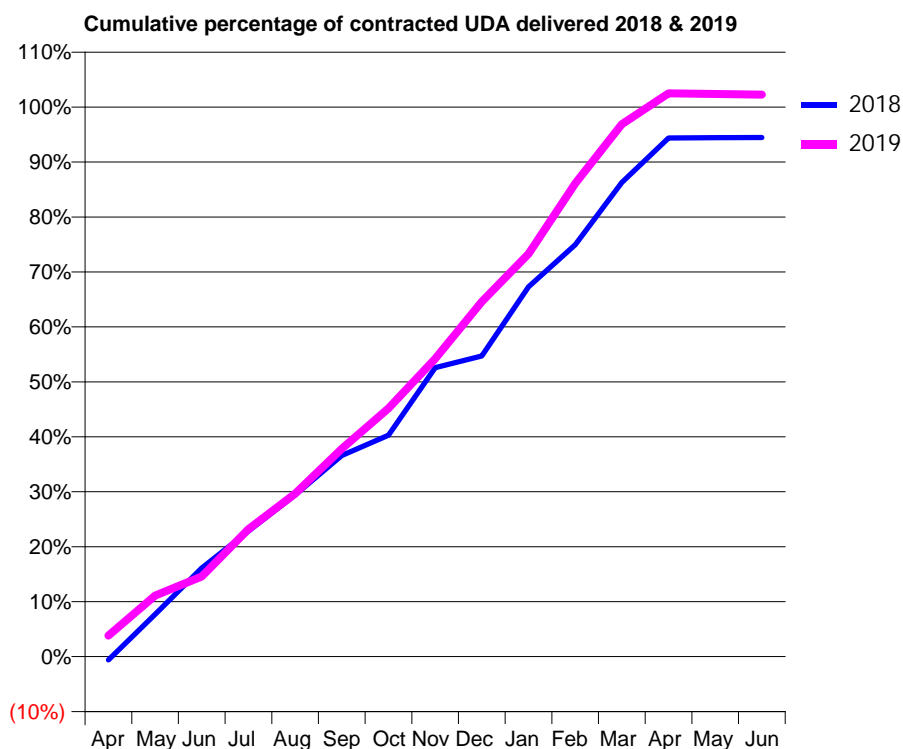
18/19 Contracted general activity (UDA)	4,510
Carry forward general activity (UDA)	0
18/19 Contracted orthodontic activity (UOA)	0
Carry forward orthodontic activity (UOA)	0
Baseline contract value	£98,450.64

ACCESS*

Patients seen in 24 months	Total	Change since previous quarter
Quarter ending March 2018	1,980	
Quarter ending June 2018	2,001	→
Quarter ending September 2018	2,005	→
Quarter ending December 2018	1,997	→
Quarter ending March 2019	2,125	↑
Variance since March 2018	7.3%	↑



ACTIVITY



Month	Adjusted Scheduled Activity (UDA)	
	2018	2019
April	-28	172
May	348	501
June	727	658
July	1,030	1,047
August	1,327	1,338
September	1,651	1,705
October	1,817	2,038
November	2,371	2,446
December	2,467	2,913
January	3,034	3,305
February	3,380	3,883
March	3,891	4,369
April	4,256	4,623
May	4,259	4,617
June	4,260	4,613

QUALITY

	Quantity	Base Number	Contract	AT	Region	England
% of FP17s for the same patient ID Re-attending within 3 months - Children	53	844	6.3%	11.4%	11.3%	11.8%
% of FP17s for the same patient ID Re-attending within 3 months - Adults	239	1,813	13.2%	14.9%	15.4%	15.7%
% of FP17s for the same patient ID Re-attending between 3 & 9 months - Children	443	844	52.5%	58.4%	61.3%	58.9%
% of FP17s for the same patient ID Re-attending between 3 & 9 months - Adults	791	1,813	43.6%	49.0%	52.1%	50.8%
% of FP17s for Band 1 Urgent Courses	316	2,328	13.6%	9.7%	9.5%	9.1%
% of FP17s Relating to Free Repair or Replacements	17	2,328	0.7%	0.7%	0.6%	0.8%
% of FP17s Relating to Continuations	6	2,328	0.3%	0.6%	0.8%	0.9%
% of Patients satisfied with the dentistry they have received	1	1	N/A	92.3%	92.4%	92.5%
% of Patients satisfied with the time they had to wait for an appointment	1	1	N/A	84.2%	86.3%	87.0%

* This is based on patients treated on this contract for their most recent course of treatment. Figures in italics indicate the base number of FP17s or Patient Questionnaire responses are less than 100. N/A is shown where the base number of responses is less than 10 during the period. % is calculated as Quantity/Base number*100

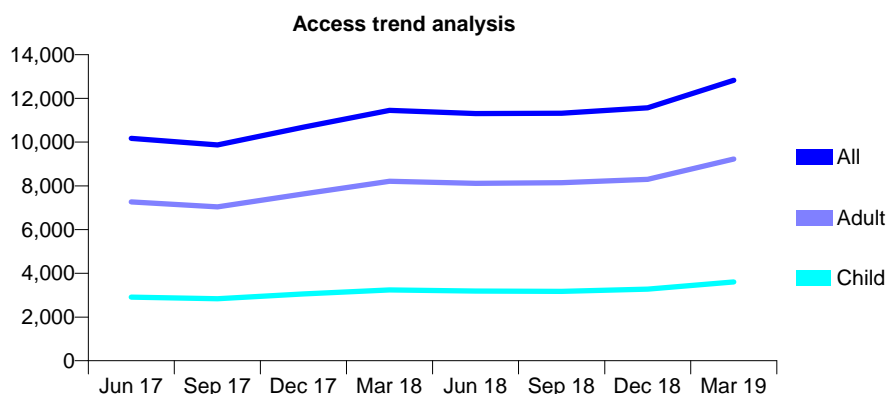
Q69 - Vital Signs At a Glance Contract Report for 137588/0006 - Year end March 2019

Name or company name	Damira Dental Studios Ltd
Contract type name	GDS Contract
Purpose of contract	General
Contract start date	01/04/2015
Contract end date	

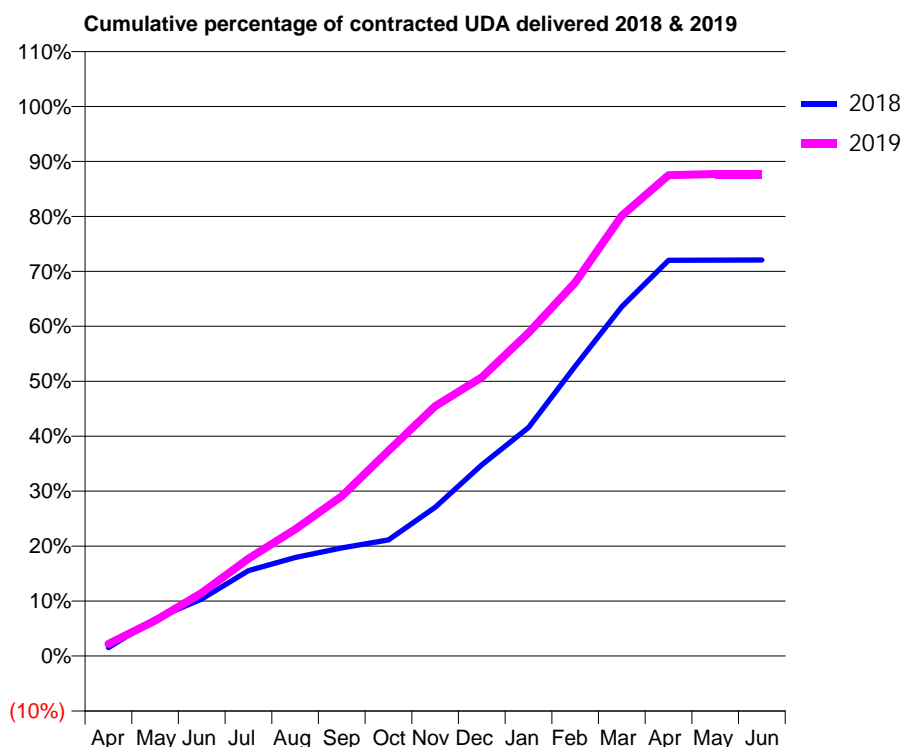
18/19 Contracted general activity (UDA)	47,203
Carry forward general activity (UDA)	0
18/19 Contracted orthodontic activity (UOA)	0
Carry forward orthodontic activity (UOA)	0
Baseline contract value	£1,249,554.31

ACCESS*

Patients seen in 24 months	Total	Change since previous quarter
Quarter ending March 2018	11,453	
Quarter ending June 2018	11,306	↓
Quarter ending September 2018	11,321	→
Quarter ending December 2018	11,571	↑
Quarter ending March 2019	12,834	↑
Variance since March 2018	12.1%	↑



ACTIVITY



Month	Adjusted Scheduled Activity (UDA)	
	2018	2019
April	725	1,033
May	3,140	3,037
June	4,843	5,425
July	7,260	8,368
August	8,374	10,888
September	9,191	13,731
October	9,865	17,636
November	12,643	21,458
December	16,249	23,932
January	19,418	27,760
February	24,645	32,093
March	29,690	37,814
April	33,628	41,301
May	33,637	41,392
June	33,650	41,404

QUALITY

	Quantity	Base Number	Contract	AT	Region	England
% of FP17s for the same patient ID Re-attending within 3 months - Children	452	5,633	8.0%	11.4%	11.3%	11.8%
% of FP17s for the same patient ID Re-attending within 3 months - Adults	1,755	12,105	14.5%	14.9%	15.4%	15.7%
% of FP17s for the same patient ID Re-attending between 3 & 9 months - Children	3,448	5,633	61.2%	58.4%	61.3%	58.9%
% of FP17s for the same patient ID Re-attending between 3 & 9 months - Adults	5,625	12,105	46.5%	49.0%	52.1%	50.8%
% of FP17s for Band 1 Urgent Courses	2,064	17,674	11.7%	9.7%	9.5%	9.1%
% of FP17s Relating to Free Repair or Replacements	72	17,674	0.4%	0.7%	0.6%	0.8%
% of FP17s Relating to Continuations	94	17,674	0.5%	0.6%	0.8%	0.9%
% of Patients satisfied with the dentistry they have received	1	2	N/A	92.3%	92.4%	92.5%
% of Patients satisfied with the time they had to wait for an appointment	0	2	N/A	84.2%	86.3%	87.0%

* This is based on patients treated on this contract for their most recent course of treatment. Figures in italics indicate the base number of FP17s or Patient Questionnaire responses are less than 100. N/A is shown where the base number of responses is less than 10 during the period. % is calculated as Quantity/Base number*100

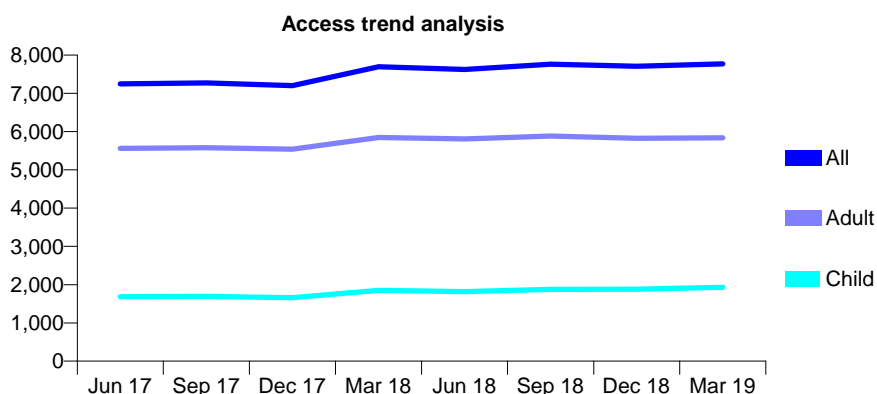
Q69 - Vital Signs At a Glance Contract Report for 137588/0007 - Year end March 2019

Name or company name	Damira Dental Studios Ltd
Contract type name	GDS Contract
Purpose of contract	General
Contract start date	01/04/2015
Contract end date	

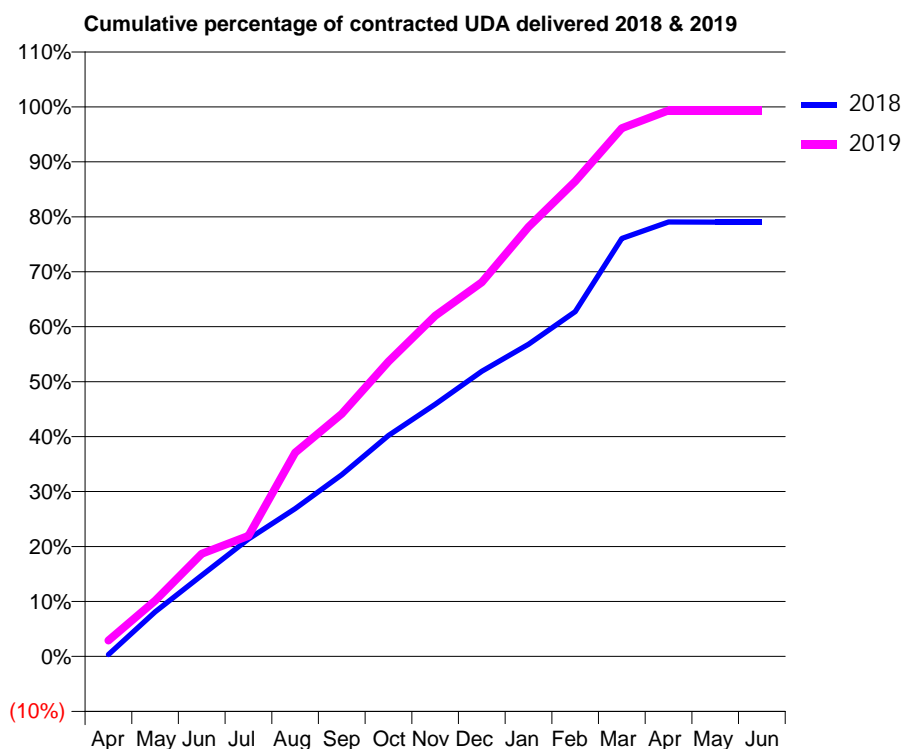
18/19 Contracted general activity (UDA)	22,500
Carry forward general activity (UDA)	98
18/19 Contracted orthodontic activity (UOA)	0
Carry forward orthodontic activity (UOA)	0
Baseline contract value	£558,374.24

ACCESS*

Patients seen in 24 months	Total	Change since previous quarter
Quarter ending March 2018	7,694	
Quarter ending June 2018	7,627	→
Quarter ending September 2018	7,761	→
Quarter ending December 2018	7,706	→
Quarter ending March 2019	7,767	→
Variance since March 2018	0.9%	→



ACTIVITY



Month	Adjusted Scheduled Activity (UDA)	
	2018	2019
April	78	654
May	1,827	2,286
June	3,323	4,203
July	4,808	4,941
August	6,053	8,343
September	7,439	9,929
October	9,046	12,077
November	10,322	13,949
December	11,674	15,317
January	12,778	17,587
February	14,119	19,450
March	17,109	21,625
April	17,784	22,352
May	17,780	22,351
June	17,779	22,351

QUALITY

	Quantity	Base Number	Contract	AT	Region	England
% of FP17s for the same patient ID Re-attending within 3 months - Children	418	3,046	13.7%	11.4%	11.3%	11.8%
% of FP17s for the same patient ID Re-attending within 3 months - Adults	1,728	7,883	21.9%	14.9%	15.4%	15.7%
% of FP17s for the same patient ID Re-attending between 3 & 9 months - Children	1,446	3,046	47.5%	58.4%	61.3%	58.9%
% of FP17s for the same patient ID Re-attending between 3 & 9 months - Adults	2,724	7,883	34.6%	49.0%	52.1%	50.8%
% of FP17s for Band 1 Urgent Courses	2,520	10,246	24.6%	9.7%	9.5%	9.1%
% of FP17s Relating to Free Repair or Replacements	75	10,246	0.7%	0.7%	0.6%	0.8%
% of FP17s Relating to Continuations	41	10,246	0.4%	0.6%	0.8%	0.9%
% of Patients satisfied with the dentistry they have received	7	7	N/A	92.3%	92.4%	92.5%
% of Patients satisfied with the time they had to wait for an appointment	6	7	N/A	84.2%	86.3%	87.0%

* This is based on patients treated on this contract for their most recent course of treatment. Figures in italics indicate the base number of FP17s or Patient Questionnaire responses are less than 100. N/A is shown where the base number of responses is less than 10 during the period. % is calculated as Quantity/Base number*100

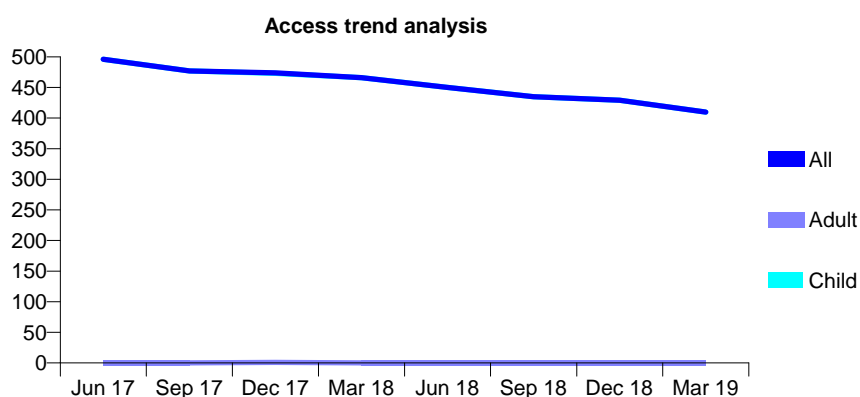
Q69 - Vital Signs At a Glance Contract Report for 138770/0001 - Year end March 2019

Name or company name	Greystone Dental Surgery
Contract type name	GDS Contract
Purpose of contract	General
Contract start date	18/03/2014
Contract end date	

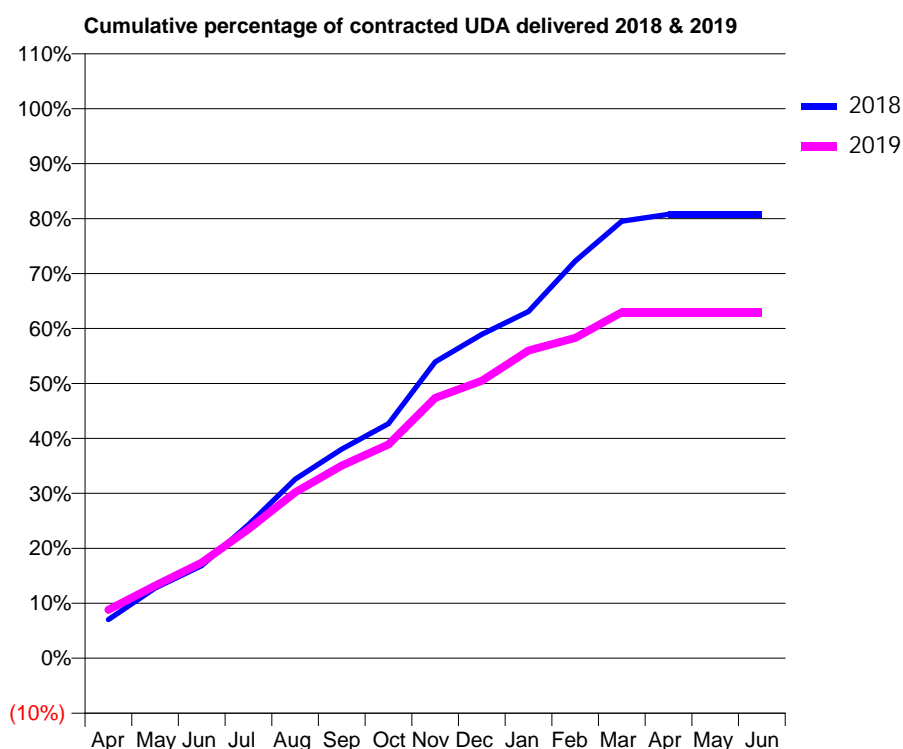
18/19 Contracted general activity (UDA)	963
Carry forward general activity (UDA)	0
18/19 Contracted orthodontic activity (UOA)	0
Carry forward orthodontic activity (UOA)	0
Baseline contract value	£17,525.16

ACCESS*

Patients seen in 24 months	Total	Change since previous quarter
Quarter ending March 2018	466	
Quarter ending June 2018	450	↓
Quarter ending September 2018	435	↓
Quarter ending December 2018	429	↓
Quarter ending March 2019	410	↓
Variance since March 2018	(12.0%)	↓



ACTIVITY



Month	2018	2019
April	68	85
May	123	127
June	162	168
July	234	226
August	314	291
September	367	338
October	411	375
November	519	456
December	568	486
January	608	539
February	696	561
March	766	606
April	778	606
May	778	606
June	778	606

QUALITY

	Quantity	Base Number	Contract	AT	Region	England
% of FP17s for the same patient ID Re-attending within 3 months - Children	29	512	5.7%	11.4%	11.3%	11.8%
% of FP17s for the same patient ID Re-attending within 3 months - Adults	0	0	N/A	14.9%	15.4%	15.7%
% of FP17s for the same patient ID Re-attending between 3 & 9 months - Children	357	512	69.7%	58.4%	61.3%	58.9%
% of FP17s for the same patient ID Re-attending between 3 & 9 months - Adults	0	0	N/A	49.0%	52.1%	50.8%
% of FP17s for Band 1 Urgent Courses	11	510	2.2%	9.7%	9.5%	9.1%
% of FP17s Relating to Free Repair or Replacements	0	510	0.0%	0.7%	0.6%	0.8%
% of FP17s Relating to Continuations	6	510	1.2%	0.6%	0.8%	0.9%
% of Patients satisfied with the dentistry they have received	0	0	N/A	92.3%	92.4%	92.5%
% of Patients satisfied with the time they had to wait for an appointment	0	0	N/A	84.2%	86.3%	87.0%

* This is based on patients treated on this contract for their most recent course of treatment.

Figures in italics indicate the base number of FP17s or Patient Questionnaire responses are less than 100. N/A is shown where the base number of responses is less than 10 during the period. % is calculated as Quantity/Base number*100

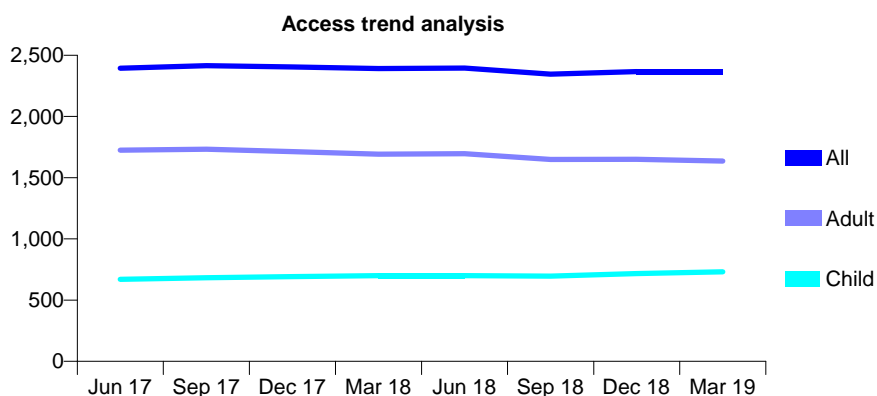
Q69 - Vital Signs At a Glance Contract Report for 139610/0002 - Year end March 2019

Name or company name	OPTIMA CARE (MAIDENHEAD) Ltd
Contract type name	GDS Contract
Purpose of contract	General
Contract start date	24/09/2012
Contract end date	

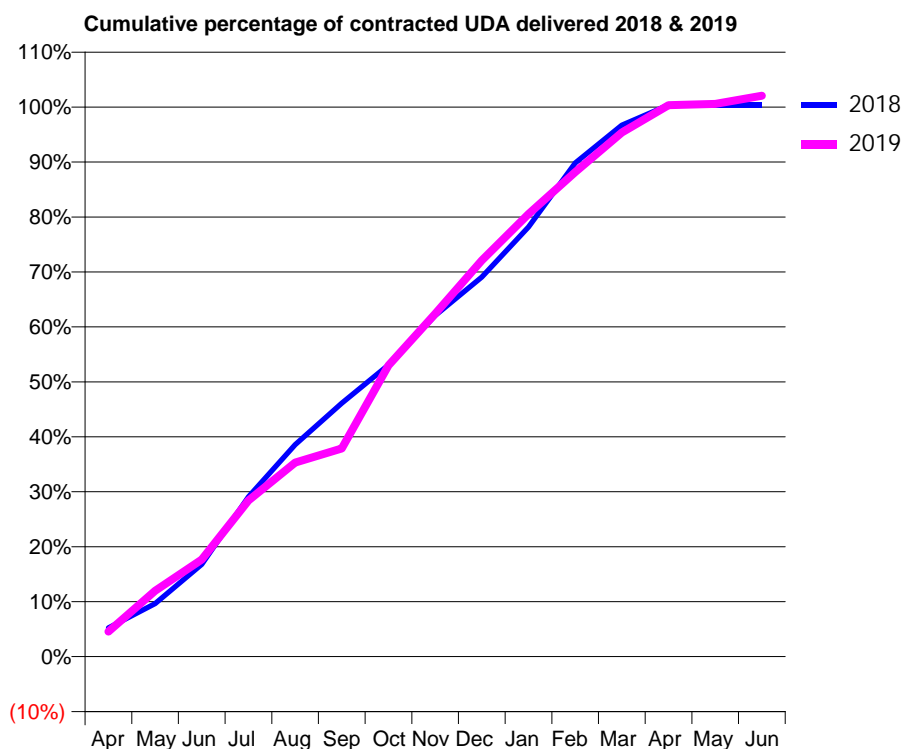
18/19 Contracted general activity (UDA)	4,658
Carry forward general activity (UDA)	-16
18/19 Contracted orthodontic activity (UOA)	0
Carry forward orthodontic activity (UOA)	0
Baseline contract value	£109,447.56

ACCESS*

Patients seen in 24 months	Total	Change since previous quarter
Quarter ending March 2018	2,392	
Quarter ending June 2018	2,395	→
Quarter ending September 2018	2,346	↓
Quarter ending December 2018	2,367	→
Quarter ending March 2019	2,367	→
Variance since March 2018	(1.0%)	↓



ACTIVITY



Month	Adjusted Scheduled Activity (UDA)	
	2018	2019
April	243	213
May	451	558
June	783	823
July	1,355	1,323
August	1,796	1,645
September	2,149	1,764
October	2,473	2,468
November	2,891	2,907
December	3,218	3,358
January	3,641	3,751
February	4,184	4,107
March	4,504	4,442
April	4,675	4,674
May	4,674	4,684
June	4,674	4,753

QUALITY

	Quantity	Base Number	Contract	AT	Region	England
% of FP17s for the same patient ID Re-attending within 3 months - Children	47	961	4.9%	11.4%	11.3%	11.8%
% of FP17s for the same patient ID Re-attending within 3 months - Adults	155	1,744	8.9%	14.9%	15.4%	15.7%
% of FP17s for the same patient ID Re-attending between 3 & 9 months - Children	456	961	47.5%	58.4%	61.3%	58.9%
% of FP17s for the same patient ID Re-attending between 3 & 9 months - Adults	619	1,744	35.5%	49.0%	52.1%	50.8%
% of FP17s for Band 1 Urgent Courses	214	2,363	9.1%	9.7%	9.5%	9.1%
% of FP17s Relating to Free Repair or Replacements	10	2,363	0.4%	0.7%	0.6%	0.8%
% of FP17s Relating to Continuations	2	2,363	0.1%	0.6%	0.8%	0.9%
% of Patients satisfied with the dentistry they have received	2	2	N/A	92.3%	92.4%	92.5%
% of Patients satisfied with the time they had to wait for an appointment	2	2	N/A	84.2%	86.3%	87.0%

* This is based on patients treated on this contract for their most recent course of treatment. Figures in italics indicate the base number of FP17s or Patient Questionnaire responses are less than 100. N/A is shown where the base number of responses is less than 10 during the period. % is calculated as Quantity/Base number*100

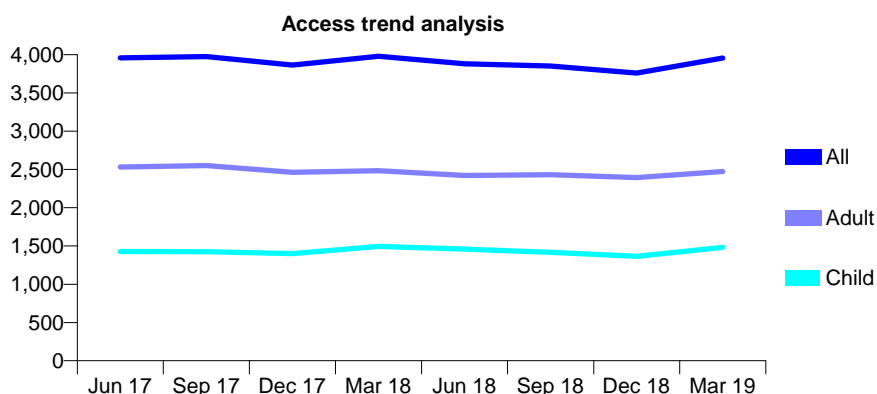
Q69 - Vital Signs At a Glance Contract Report for 139777/0001 - Year end March 2019

Name or company name	Alluradent Ltd
Contract type name	GDS Contract
Purpose of contract	General
Contract start date	01/12/2010
Contract end date	

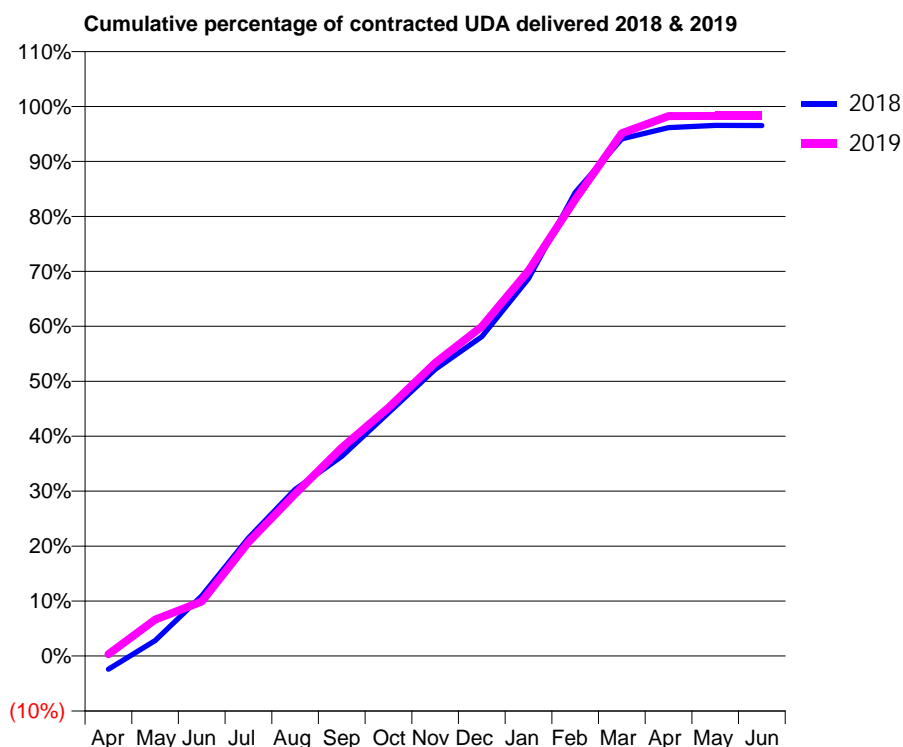
18/19 Contracted general activity (UDA)	7,346
Carry forward general activity (UDA)	243
18/19 Contracted orthodontic activity (UOA)	0
Carry forward orthodontic activity (UOA)	0
Baseline contract value	£172,075.50

ACCESS*

Patients seen in 24 months	Total	Change since previous quarter
Quarter ending March 2018	3,980	
Quarter ending June 2018	3,881	↓
Quarter ending September 2018	3,851	→
Quarter ending December 2018	3,760	↓
Quarter ending March 2019	3,956	↑
Variance since March 2018	(0.6%)	→



ACTIVITY



Month	Adjusted Scheduled Activity (UDA)	
	2018	2019
April	-169	25
May	197	488
June	766	728
July	1,504	1,522
August	2,124	2,169
September	2,543	2,786
October	3,095	3,319
November	3,651	3,920
December	4,065	4,405
January	4,806	5,150
February	5,900	6,104
March	6,585	6,990
April	6,728	7,217
May	6,754	7,218
June	6,753	7,219

QUALITY

	Quantity	Base Number	Contract	AT	Region	England
% of FP17s for the same patient ID Re-attending within 3 months - Children	144	1,951	7.4%	11.4%	11.3%	11.8%
% of FP17s for the same patient ID Re-attending within 3 months - Adults	439	2,762	15.9%	14.9%	15.4%	15.7%
% of FP17s for the same patient ID Re-attending between 3 & 9 months - Children	739	1,951	37.9%	58.4%	61.3%	58.9%
% of FP17s for the same patient ID Re-attending between 3 & 9 months - Adults	711	2,762	25.7%	49.0%	52.1%	50.8%
% of FP17s for Band 1 Urgent Courses	462	4,076	11.3%	9.7%	9.5%	9.1%
% of FP17s Relating to Free Repair or Replacements	43	4,076	1.1%	0.7%	0.6%	0.8%
% of FP17s Relating to Continuations	21	4,076	0.5%	0.6%	0.8%	0.9%
% of Patients satisfied with the dentistry they have received	2	2	N/A	92.3%	92.4%	92.5%
% of Patients satisfied with the time they had to wait for an appointment	2	2	N/A	84.2%	86.3%	87.0%

* This is based on patients treated on this contract for their most recent course of treatment. Figures in italics indicate the base number of FP17s or Patient Questionnaire responses are less than 100. N/A is shown where the base number of responses is less than 10 during the period. % is calculated as Quantity/Base number*100

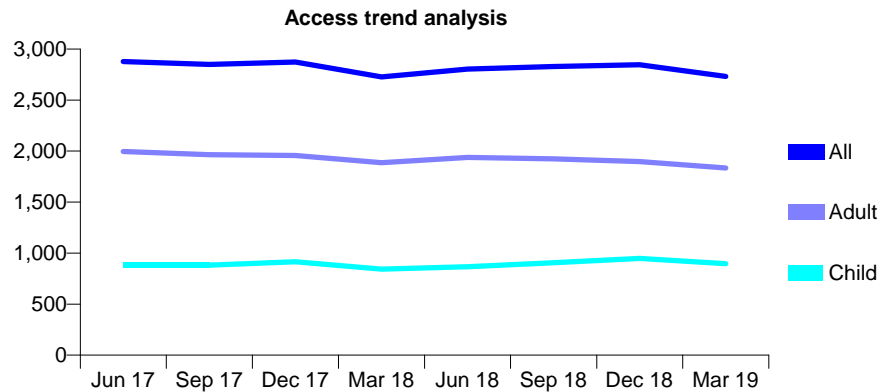
Q69 - Vital Signs At a Glance Contract Report for 139777/0002 - Year end March 2019

Name or company name	Alluradent Ltd
Contract type name	GDS Contract
Purpose of contract	General
Contract start date	01/12/2010
Contract end date	

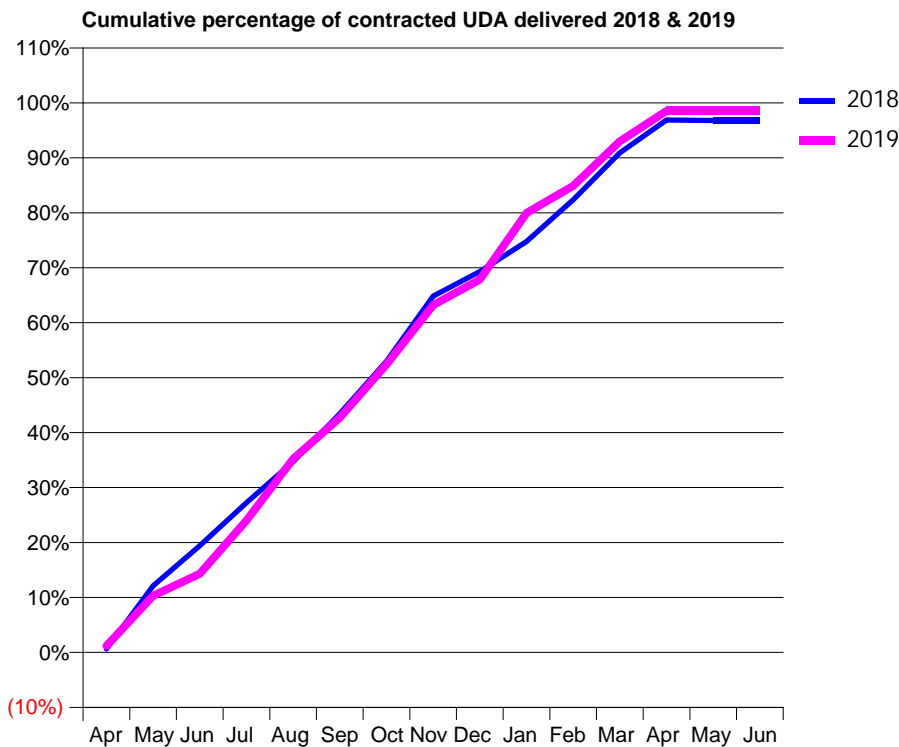
18/19 Contracted general activity (UDA)	6,615
Carry forward general activity (UDA)	201
18/19 Contracted orthodontic activity (UOA)	0
Carry forward orthodontic activity (UOA)	0
Baseline contract value	£154,674.00

ACCESS*

Patients seen in 24 months	Total	Change since previous quarter
Quarter ending March 2018	2,728	
Quarter ending June 2018	2,805	↑
Quarter ending September 2018	2,829	→
Quarter ending December 2018	2,847	→
Quarter ending March 2019	2,731	↓
Variance since March 2018	0.1%	→



ACTIVITY



Month	Adjusted Scheduled Activity (UDA)	
	2018	2019
April	41	78
May	763	684
June	1,223	946
July	1,717	1,588
August	2,186	2,330
September	2,738	2,825
October	3,338	3,467
November	4,085	4,181
December	4,365	4,487
January	4,711	5,289
February	5,190	5,615
March	5,727	6,152
April	6,103	6,518
May	6,098	6,518
June	6,098	6,518

QUALITY

	Quantity	Base Number	Contract	AT	Region	England
% of FP17s for the same patient ID Re-attending within 3 months - Children	56	1,195	4.7%	11.4%	11.3%	11.8%
% of FP17s for the same patient ID Re-attending within 3 months - Adults	172	2,160	8.0%	14.9%	15.4%	15.7%
% of FP17s for the same patient ID Re-attending between 3 & 9 months - Children	366	1,195	30.6%	58.4%	61.3%	58.9%
% of FP17s for the same patient ID Re-attending between 3 & 9 months - Adults	644	2,160	29.8%	49.0%	52.1%	50.8%
% of FP17s for Band 1 Urgent Courses	386	3,331	11.6%	9.7%	9.5%	9.1%
% of FP17s Relating to Free Repair or Replacements	26	3,331	0.8%	0.7%	0.6%	0.8%
% of FP17s Relating to Continuations	25	3,331	0.8%	0.6%	0.8%	0.9%
% of Patients satisfied with the dentistry they have received	0	0	N/A	92.3%	92.4%	92.5%
% of Patients satisfied with the time they had to wait for an appointment	0	0	N/A	84.2%	86.3%	87.0%

* This is based on patients treated on this contract for their most recent course of treatment. Figures in italics indicate the base number of FP17s or Patient Questionnaire responses are less than 100. N/A is shown where the base number of responses is less than 10 during the period. % is calculated as Quantity/Base number*100

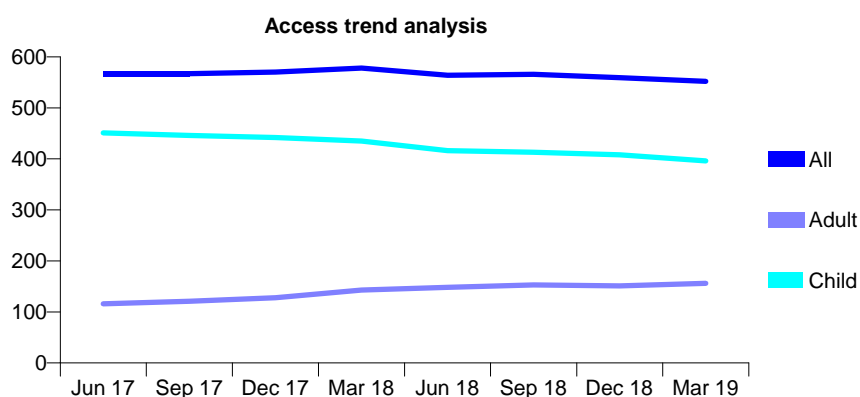
Q69 - Vital Signs At a Glance Contract Report for 139831/0001 - Year end March 2019

Name or company name	High Street Dental Practice (Pangbourne) L
Contract type name	GDS Contract
Purpose of contract	General
Contract start date	01/08/2010
Contract end date	

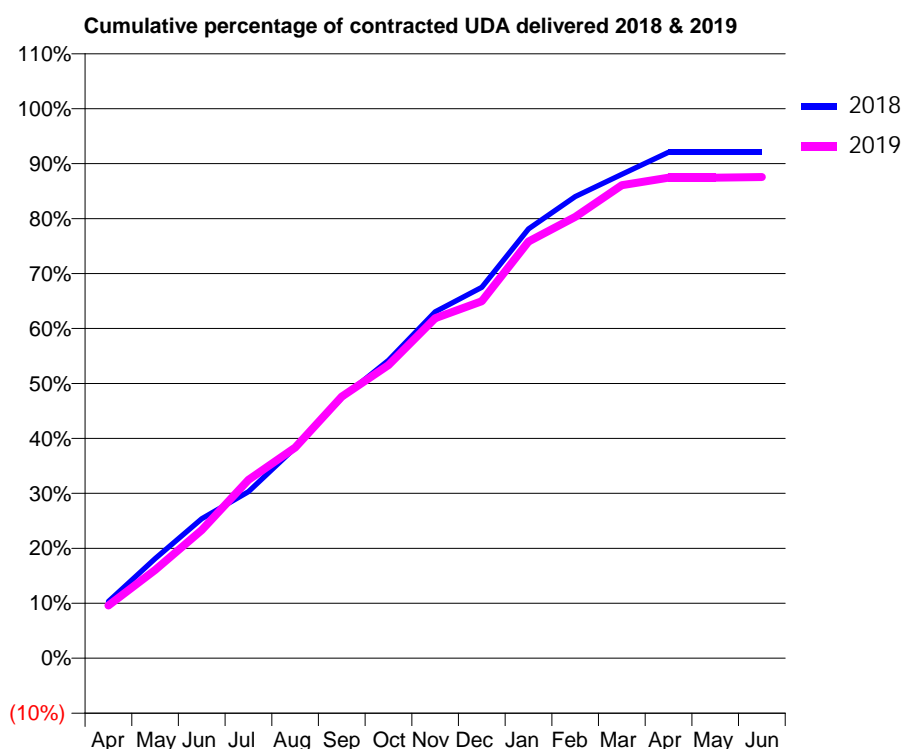
18/19 Contracted general activity (UDA)	940
Carry forward general activity (UDA)	0
18/19 Contracted orthodontic activity (UOA)	0
Carry forward orthodontic activity (UOA)	0
Baseline contract value	£17,638.61

ACCESS*

Patients seen in 24 months	Total	Change since previous quarter
Quarter ending March 2018	578	
Quarter ending June 2018	564	↓
Quarter ending September 2018	566	→
Quarter ending December 2018	559	↓
Quarter ending March 2019	552	↓
Variance since March 2018	(4.5%)	↓



ACTIVITY



Month	2018	2019
April	97	90
May	170	151
June	239	219
July	285	305
August	360	360
September	445	447
October	509	502
November	592	582
December	634	611
January	734	713
February	790	755
March	828	809
April	866	822
May	866	822
June	866	823

QUALITY

	Quantity	Base Number	Contract	AT	Region	England
% of FP17s for the same patient ID Re-attending within 3 months - Children	27	645	4.2%	11.4%	11.3%	11.8%
% of FP17s for the same patient ID Re-attending within 3 months - Adults	2	109	1.8%	14.9%	15.4%	15.7%
% of FP17s for the same patient ID Re-attending between 3 & 9 months - Children	447	645	69.3%	58.4%	61.3%	58.9%
% of FP17s for the same patient ID Re-attending between 3 & 9 months - Adults	63	109	57.8%	49.0%	52.1%	50.8%
% of FP17s for Band 1 Urgent Courses	10	728	1.4%	9.7%	9.5%	9.1%
% of FP17s Relating to Free Repair or Replacements	0	728	0.0%	0.7%	0.6%	0.8%
% of FP17s Relating to Continuations	0	728	0.0%	0.6%	0.8%	0.9%
% of Patients satisfied with the dentistry they have received	1	1	N/A	92.3%	92.4%	92.5%
% of Patients satisfied with the time they had to wait for an appointment	1	1	N/A	84.2%	86.3%	87.0%

* This is based on patients treated on this contract for their most recent course of treatment.

Figures in italics indicate the base number of FP17s or Patient Questionnaire responses are less than 100. N/A is shown where the base number of responses is less than 10 during the period. % is calculated as Quantity/Base number*100

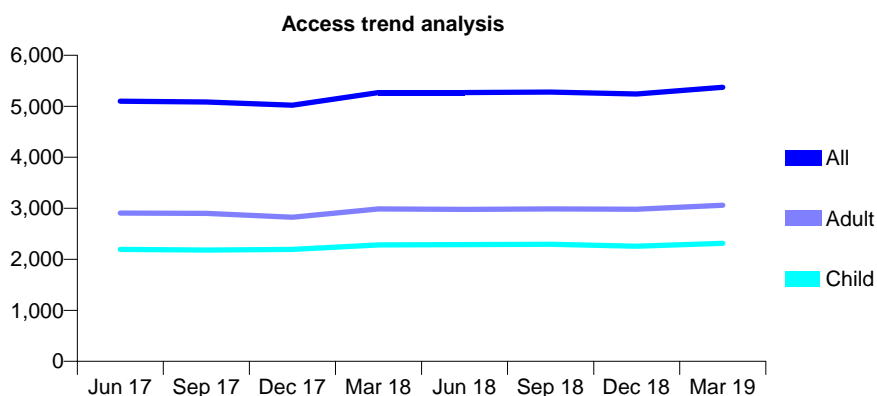
Q69 - Vital Signs At a Glance Contract Report for 140694/0001 - Year end March 2019

Name or company name	Abbey D. Surgery Ltd
Contract type name	GDS Contract
Purpose of contract	General
Contract start date	01/04/2008
Contract end date	

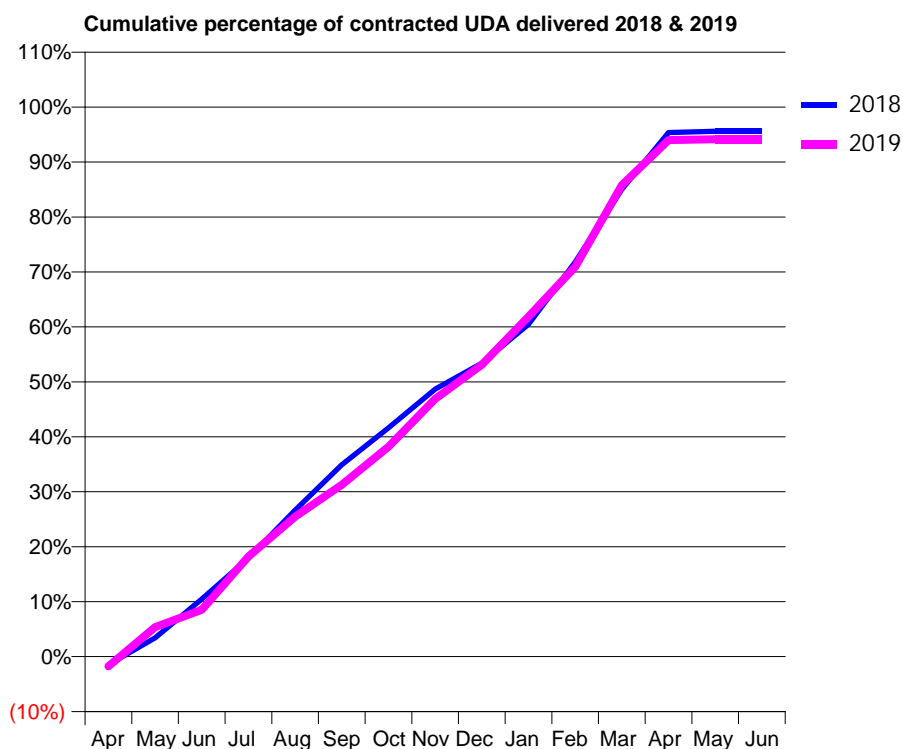
18/19 Contracted general activity (UDA)	15,878
Carry forward general activity (UDA)	697
18/19 Contracted orthodontic activity (UOA)	0
Carry forward orthodontic activity (UOA)	0
Baseline contract value	£465,678.49

ACCESS*

Patients seen in 24 months	Total	Change since previous quarter
Quarter ending March 2018	5,270	
Quarter ending June 2018	5,268	→
Quarter ending September 2018	5,281	→
Quarter ending December 2018	5,240	→
Quarter ending March 2019	5,373	↑
Variance since March 2018	2.0%	→



ACTIVITY



Month	Adjusted Scheduled Activity (UDA)	
	2018	2019
April	-237	-283
May	545	852
June	1,663	1,353
July	2,844	2,893
August	4,231	4,045
September	5,544	4,966
October	6,611	6,064
November	7,730	7,447
December	8,480	8,433
January	9,599	9,825
February	11,400	11,262
March	13,499	13,619
April	15,141	14,924
May	15,180	14,948
June	15,180	14,948

QUALITY

	Quantity	Base Number	Contract	AT	Region	England
% of FP17s for the same patient ID Re-attending within 3 months - Children	328	3,012	10.9%	11.4%	11.3%	11.8%
% of FP17s for the same patient ID Re-attending within 3 months - Adults	700	3,185	22.0%	14.9%	15.4%	15.7%
% of FP17s for the same patient ID Re-attending between 3 & 9 months - Children	1,347	3,012	44.7%	58.4%	61.3%	58.9%
% of FP17s for the same patient ID Re-attending between 3 & 9 months - Adults	825	3,185	25.9%	49.0%	52.1%	50.8%
% of FP17s for Band 1 Urgent Courses	943	5,495	17.2%	9.7%	9.5%	9.1%
% of FP17s Relating to Free Repair or Replacements	37	5,495	0.7%	0.7%	0.6%	0.8%
% of FP17s Relating to Continuations	67	5,495	1.2%	0.6%	0.8%	0.9%
% of Patients satisfied with the dentistry they have received	6	6	N/A	92.3%	92.4%	92.5%
% of Patients satisfied with the time they had to wait for an appointment	6	6	N/A	84.2%	86.3%	87.0%

* This is based on patients treated on this contract for their most recent course of treatment. Figures in italics indicate the base number of FP17s or Patient Questionnaire responses are less than 100. N/A is shown where the base number of responses is less than 10 during the period. % is calculated as Quantity/Base number*100

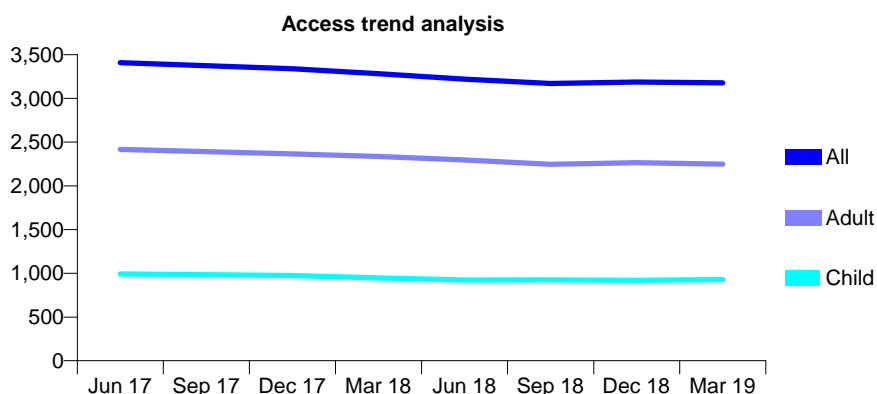
Q69 - Vital Signs At a Glance Contract Report for 142379/0001 - Year end March 2019

Name or company name	Bicester Dental Care
Contract type name	GDS Contract
Purpose of contract	General
Contract start date	01/10/2011
Contract end date	

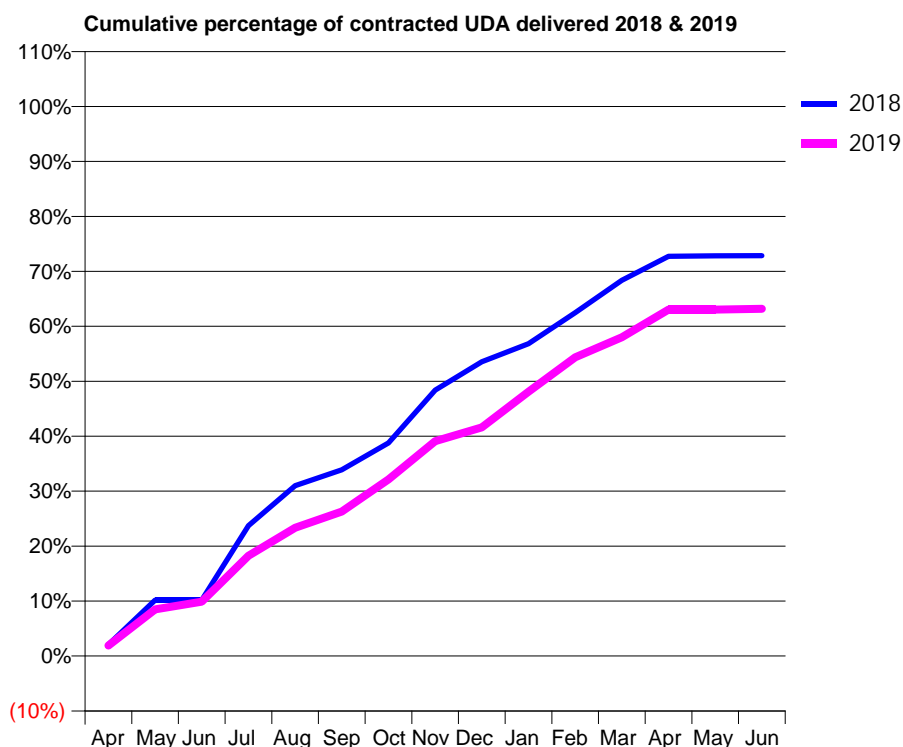
18/19 Contracted general activity (UDA)	12,694
Carry forward general activity (UDA)	0
18/19 Contracted orthodontic activity (UOA)	0
Carry forward orthodontic activity (UOA)	0
Baseline contract value	£333,020.13

ACCESS*

Patients seen in 24 months	Total	Change since previous quarter
Quarter ending March 2018	3,283	
Quarter ending June 2018	3,220	↓
Quarter ending September 2018	3,170	↓
Quarter ending December 2018	3,187	→
Quarter ending March 2019	3,178	→
Variance since March 2018	(3.2%)	↓



ACTIVITY



Month	Adjusted Scheduled Activity (UDA)	
	2018	2019
April	268	241
May	1,292	1,078
June	1,292	1,256
July	3,012	2,318
August	3,934	2,966
September	4,301	3,338
October	4,924	4,079
November	6,140	4,965
December	6,797	5,280
January	7,212	6,106
February	7,929	6,903
March	8,679	7,365
April	9,234	8,003
May	9,244	8,002
June	9,245	8,020

QUALITY

	Quantity	Base Number	Contract	AT	Region	England
% of FP17s for the same patient ID Re-attending within 3 months - Children	63	1,484	4.2%	11.4%	11.3%	11.8%
% of FP17s for the same patient ID Re-attending within 3 months - Adults	227	2,911	7.8%	14.9%	15.4%	15.7%
% of FP17s for the same patient ID Re-attending between 3 & 9 months - Children	1,012	1,484	68.2%	58.4%	61.3%	58.9%
% of FP17s for the same patient ID Re-attending between 3 & 9 months - Adults	1,628	2,911	55.9%	49.0%	52.1%	50.8%
% of FP17s for Band 1 Urgent Courses	281	4,453	6.3%	9.7%	9.5%	9.1%
% of FP17s Relating to Free Repair or Replacements	12	4,453	0.3%	0.7%	0.6%	0.8%
% of FP17s Relating to Continuations	14	4,453	0.3%	0.6%	0.8%	0.9%
% of Patients satisfied with the dentistry they have received	0	0	N/A	92.3%	92.4%	92.5%
% of Patients satisfied with the time they had to wait for an appointment	0	0	N/A	84.2%	86.3%	87.0%

* This is based on patients treated on this contract for their most recent course of treatment. Figures in italics indicate the base number of FP17s or Patient Questionnaire responses are less than 100. N/A is shown where the base number of responses is less than 10 during the period. % is calculated as Quantity/Base number*100

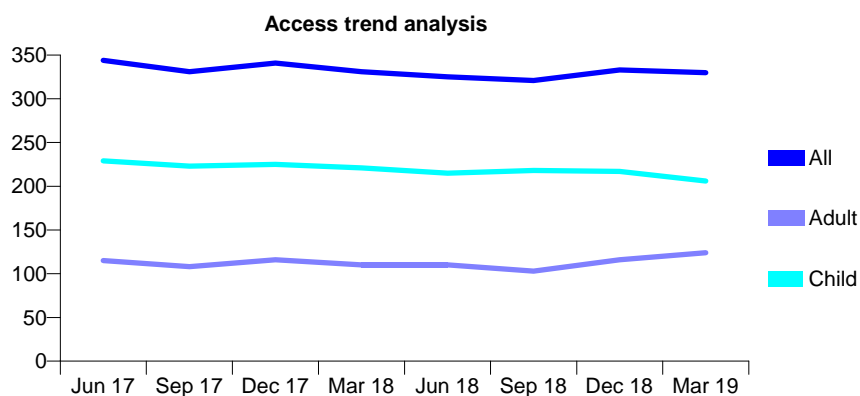
Q69 - Vital Signs At a Glance Contract Report for 143073/0001 - Year end March 2019

Name or company name	MARKET SQUARE DENTAL PRACTICE P
Contract type name	GDS Contract
Purpose of contract	General
Contract start date	03/11/2014
Contract end date	

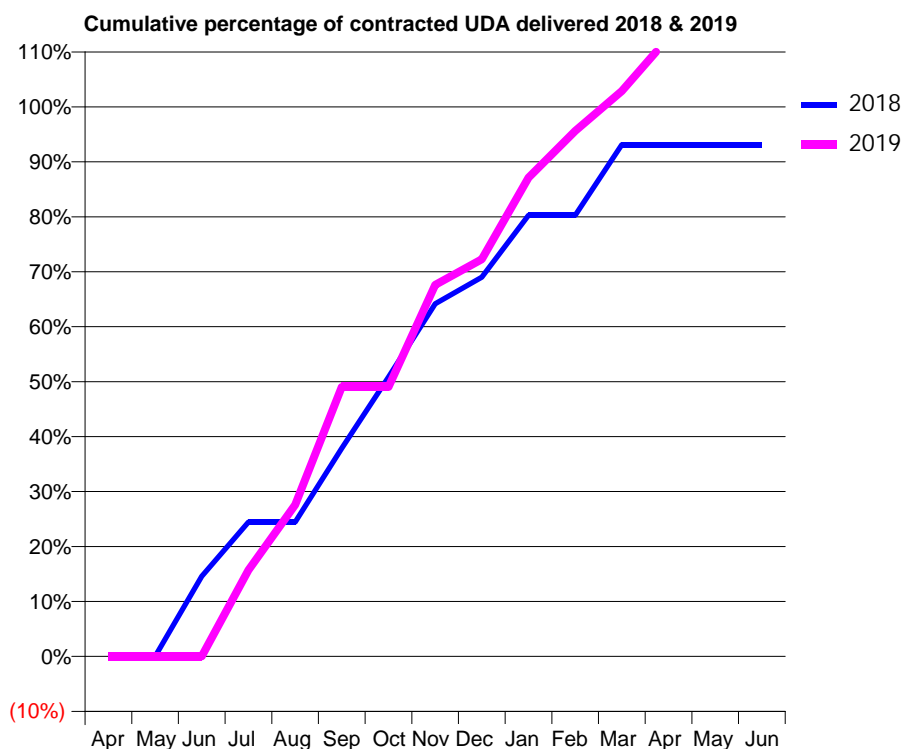
18/19 Contracted general activity (UDA)	648
Carry forward general activity (UDA)	0
18/19 Contracted orthodontic activity (UOA)	0
Carry forward orthodontic activity (UOA)	0
Baseline contract value	£17,352.56

ACCESS*

Patients seen in 24 months	Total	Change since previous quarter
Quarter ending March 2018	331	
Quarter ending June 2018	325	↓
Quarter ending September 2018	321	↓
Quarter ending December 2018	333	↑
Quarter ending March 2019	330	→
Variance since March 2018	(0.3%)	→



ACTIVITY



Month	Adjusted Scheduled Activity (UDA)	
	2018	2019
April	0	0
May	0	0
June	94	0
July	158	102
August	158	179
September	245	318
October	329	318
November	416	438
December	447	468
January	520	564
February	520	620
March	603	667
April	603	730
May	603	730
June	603	730

QUALITY

	Quantity	Base Number	Contract	AT	Region	England
% of FP17s for the same patient ID Re-attending within 3 months - Children	29	320	9.1%	11.4%	11.3%	11.8%
% of FP17s for the same patient ID Re-attending within 3 months - Adults	13	108	12.0%	14.9%	15.4%	15.7%
% of FP17s for the same patient ID Re-attending between 3 & 9 months - Children	176	320	55.0%	58.4%	61.3%	58.9%
% of FP17s for the same patient ID Re-attending between 3 & 9 months - Adults	40	108	37.0%	49.0%	52.1%	50.8%
% of FP17s for Band 1 Urgent Courses	10	419	2.4%	9.7%	9.5%	9.1%
% of FP17s Relating to Free Repair or Replacements	0	419	0.0%	0.7%	0.6%	0.8%
% of FP17s Relating to Continuations	9	419	2.1%	0.6%	0.8%	0.9%
% of Patients satisfied with the dentistry they have received	0	0	N/A	92.3%	92.4%	92.5%
% of Patients satisfied with the time they had to wait for an appointment	0	0	N/A	84.2%	86.3%	87.0%

* This is based on patients treated on this contract for their most recent course of treatment. Figures in italics indicate the base number of FP17s or Patient Questionnaire responses are less than 100. N/A is shown where the base number of responses is less than 10 during the period. % is calculated as Quantity/Base number*100

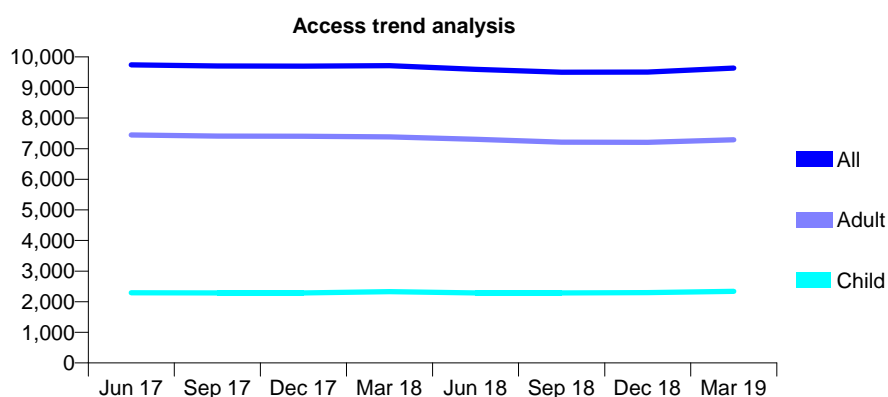
Q69 - Vital Signs At a Glance Contract Report for 143367/0001 - Year end March 2019

Name or company name	Bloxdent Ltd
Contract type name	GDS Contract
Purpose of contract	General
Contract start date	01/01/2010
Contract end date	

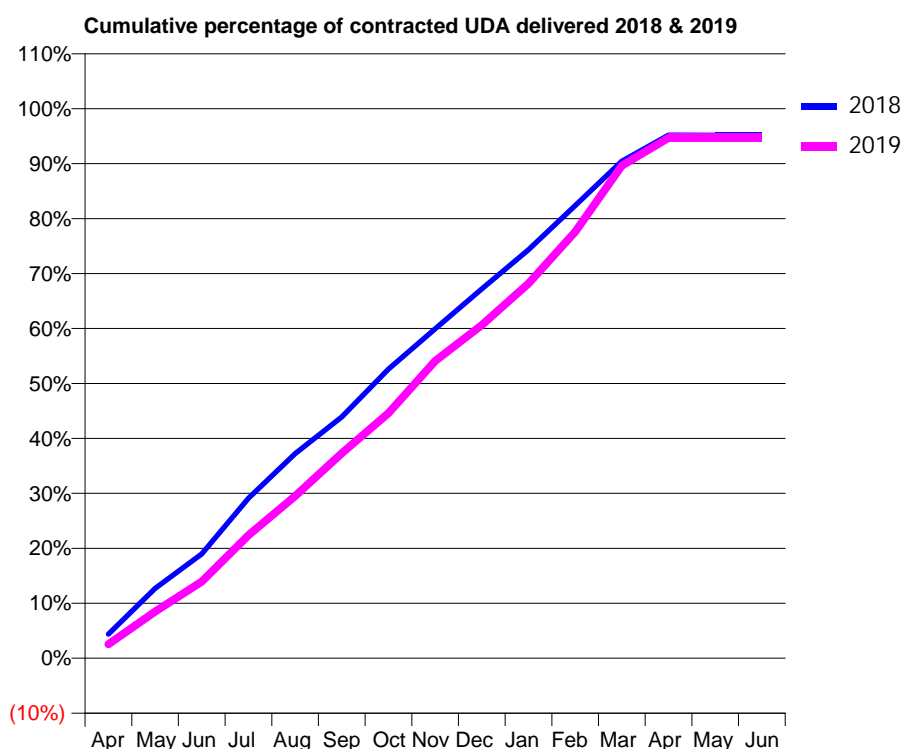
18/19 Contracted general activity (UDA)	25,812
Carry forward general activity (UDA)	0
18/19 Contracted orthodontic activity (UOA)	0
Carry forward orthodontic activity (UOA)	0
Baseline contract value	£667,658.78

ACCESS*

Patients seen in 24 months	Total	Change since previous quarter
Quarter ending March 2018	9,715	
Quarter ending June 2018	9,591	↓
Quarter ending September 2018	9,498	→
Quarter ending December 2018	9,506	→
Quarter ending March 2019	9,634	→
Variance since March 2018	(0.8%)	→



ACTIVITY



Adjusted Scheduled Activity (UDA)		
Month	2018	2019
April	1,130	662
May	3,287	2,194
June	4,902	3,601
July	7,513	5,781
August	9,611	7,617
September	11,332	9,627
October	13,581	11,511
November	15,475	13,964
December	17,347	15,646
January	19,192	17,599
February	21,261	20,026
March	23,339	23,133
April	24,571	24,442
May	24,566	24,447
June	24,561	24,439

QUALITY

	Quantity	Base Number	Contract	AT	Region	England
% of FP17s for the same patient ID Re-attending within 3 months - Children	281	3,853	7.3%	11.4%	11.3%	11.8%
% of FP17s for the same patient ID Re-attending within 3 months - Adults	1,440	10,776	13.4%	14.9%	15.4%	15.7%
% of FP17s for the same patient ID Re-attending between 3 & 9 months - Children	2,511	3,853	65.2%	58.4%	61.3%	58.9%
% of FP17s for the same patient ID Re-attending between 3 & 9 months - Adults	6,252	10,776	58.0%	49.0%	52.1%	50.8%
% of FP17s for Band 1 Urgent Courses	1,110	13,503	8.2%	9.7%	9.5%	9.1%
% of FP17s Relating to Free Repair or Replacements	225	13,503	1.7%	0.7%	0.6%	0.8%
% of FP17s Relating to Continuations	60	13,503	0.4%	0.6%	0.8%	0.9%
% of Patients satisfied with the dentistry they have received	7	7	N/A	92.3%	92.4%	92.5%
% of Patients satisfied with the time they had to wait for an appointment	6	7	N/A	84.2%	86.3%	87.0%

* This is based on patients treated on this contract for their most recent course of treatment. Figures in italics indicate the base number of FP17s or Patient Questionnaire responses are less than 100. N/A is shown where the base number of responses is less than 10 during the period. % is calculated as Quantity/Base number*100

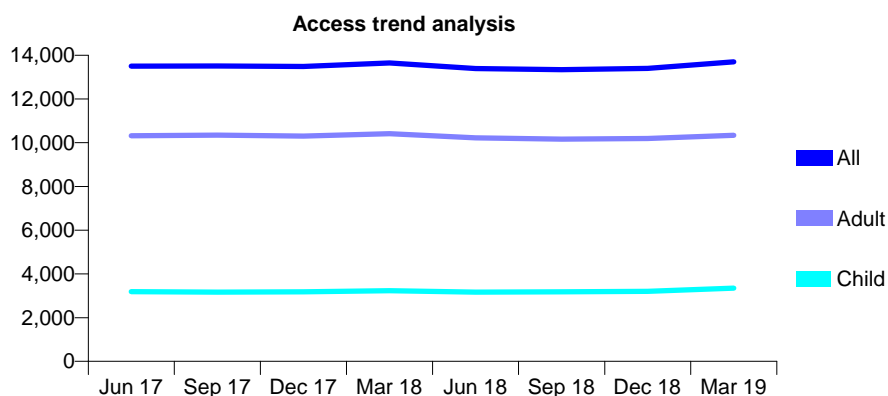
Q69 - Vital Signs At a Glance Contract Report for 143367/0002 - Year end March 2019

Name or company name	Bloxdent Ltd
Contract type name	GDS Contract
Purpose of contract	General
Contract start date	01/01/2010
Contract end date	

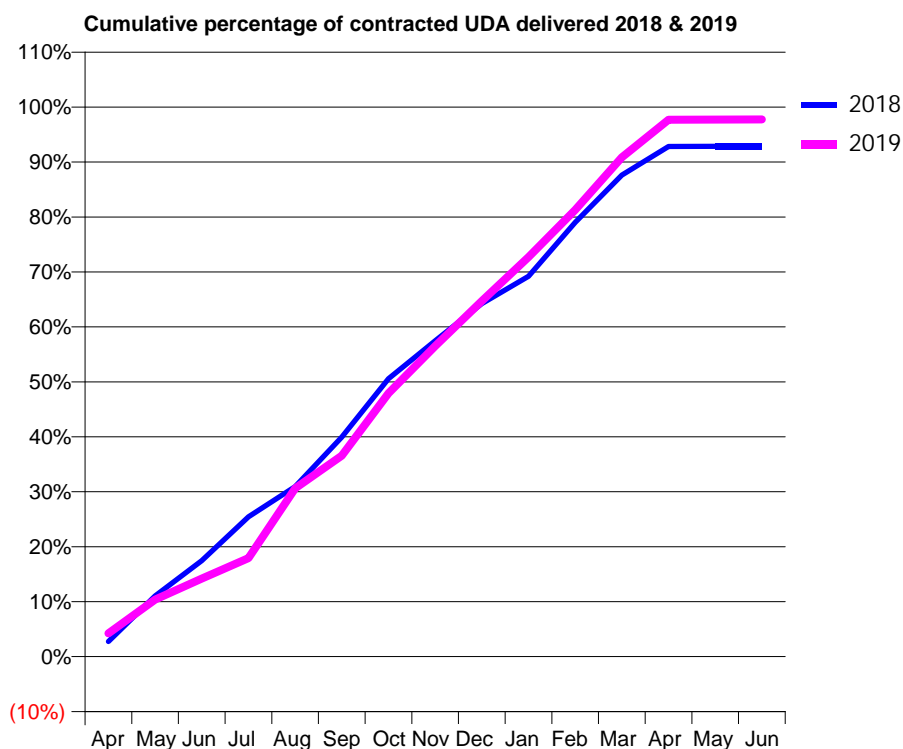
18/19 Contracted general activity (UDA)	35,340
Carry forward general activity (UDA)	0
18/19 Contracted orthodontic activity (UOA)	0
Carry forward orthodontic activity (UOA)	0
Baseline contract value	£859,320.37

ACCESS*

Patients seen in 24 months	Total	Change since previous quarter
Quarter ending March 2018	13,651	
Quarter ending June 2018	13,392	↓
Quarter ending September 2018	13,347	→
Quarter ending December 2018	13,398	→
Quarter ending March 2019	13,696	↑
Variance since March 2018	0.3%	→



ACTIVITY



Month	Adjusted Scheduled Activity (UDA)	
	2018	2019
April	969	1,492
May	3,910	3,670
June	6,170	5,022
July	8,992	6,332
August	10,941	10,821
September	14,118	12,916
October	17,873	16,934
November	20,315	19,967
December	22,695	22,872
January	24,464	25,699
February	27,923	28,737
March	30,963	32,100
April	32,803	34,522
May	32,813	34,534
June	32,815	34,539

QUALITY

	Quantity	Base Number	Contract	AT	Region	England
% of FP17s for the same patient ID Re-attending within 3 months - Children	346	5,041	6.9%	11.4%	11.3%	11.8%
% of FP17s for the same patient ID Re-attending within 3 months - Adults	2,061	14,484	14.2%	14.9%	15.4%	15.7%
% of FP17s for the same patient ID Re-attending between 3 & 9 months - Children	3,081	5,041	61.1%	58.4%	61.3%	58.9%
% of FP17s for the same patient ID Re-attending between 3 & 9 months - Adults	8,310	14,484	57.4%	49.0%	52.1%	50.8%
% of FP17s for Band 1 Urgent Courses	1,637	19,220	8.5%	9.7%	9.5%	9.1%
% of FP17s Relating to Free Repair or Replacements	368	19,220	1.9%	0.7%	0.6%	0.8%
% of FP17s Relating to Continuations	94	19,220	0.5%	0.6%	0.8%	0.9%
% of Patients satisfied with the dentistry they have received	5	5	N/A	92.3%	92.4%	92.5%
% of Patients satisfied with the time they had to wait for an appointment	5	5	N/A	84.2%	86.3%	87.0%

* This is based on patients treated on this contract for their most recent course of treatment. Figures in italics indicate the base number of FP17s or Patient Questionnaire responses are less than 100. N/A is shown where the base number of responses is less than 10 during the period. % is calculated as Quantity/Base number*100

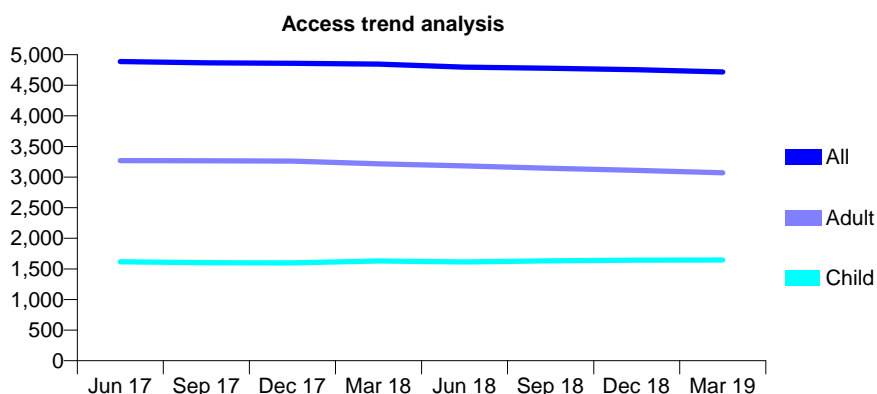
Q69 - Vital Signs At a Glance Contract Report for 145971/0001 - Year end March 2019

Name or company name	Gill Brothers Dental Surgeries Ltd
Contract type name	GDS Contract
Purpose of contract	General
Contract start date	05/05/2009
Contract end date	

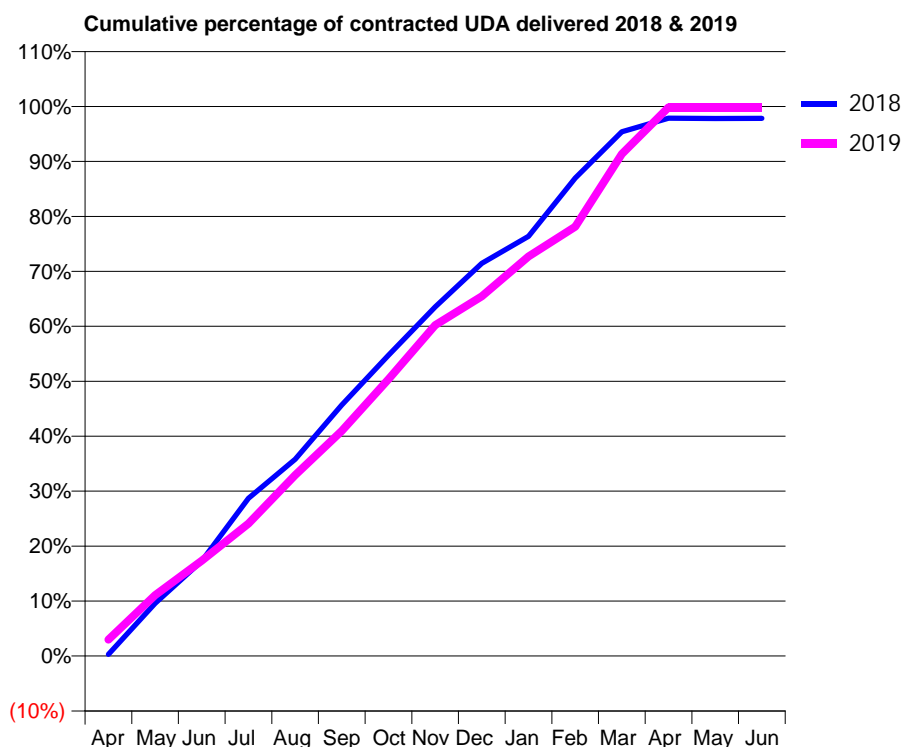
18/19 Contracted general activity (UDA)	16,940
Carry forward general activity (UDA)	368
18/19 Contracted orthodontic activity (UOA)	0
Carry forward orthodontic activity (UOA)	0
Baseline contract value	£448,410.62

ACCESS*

Patients seen in 24 months	Total	Change since previous quarter
Quarter ending March 2018	4,847	
Quarter ending June 2018	4,797	↓
Quarter ending September 2018	4,776	→
Quarter ending December 2018	4,754	→
Quarter ending March 2019	4,717	→
Variance since March 2018	(2.7%)	↓



ACTIVITY



Month	Adjusted Scheduled Activity (UDA)	
	2018	2019
April	52	506
May	1,625	1,879
June	2,928	2,937
July	4,861	4,083
August	6,066	5,576
September	7,738	6,935
October	9,271	8,534
November	10,765	10,199
December	12,105	11,091
January	12,940	12,316
February	14,730	13,236
March	16,159	15,477
April	16,575	16,916
May	16,571	16,916
June	16,572	16,916

QUALITY

	Quantity	Base Number	Contract	AT	Region	England
% of FP17s for the same patient ID Re-attending within 3 months - Children	70	2,162	3.2%	11.4%	11.3%	11.8%
% of FP17s for the same patient ID Re-attending within 3 months - Adults	294	3,634	8.1%	14.9%	15.4%	15.7%
% of FP17s for the same patient ID Re-attending between 3 & 9 months - Children	1,243	2,162	57.5%	58.4%	61.3%	58.9%
% of FP17s for the same patient ID Re-attending between 3 & 9 months - Adults	2,041	3,634	56.2%	49.0%	52.1%	50.8%
% of FP17s for Band 1 Urgent Courses	255	5,800	4.4%	9.7%	9.5%	9.1%
% of FP17s Relating to Free Repair or Replacements	47	5,800	0.8%	0.7%	0.6%	0.8%
% of FP17s Relating to Continuations	40	5,800	0.7%	0.6%	0.8%	0.9%
% of Patients satisfied with the dentistry they have received	1	2	N/A	92.3%	92.4%	92.5%
% of Patients satisfied with the time they had to wait for an appointment	0	2	N/A	84.2%	86.3%	87.0%

* This is based on patients treated on this contract for their most recent course of treatment. Figures in italics indicate the base number of FP17s or Patient Questionnaire responses are less than 100. N/A is shown where the base number of responses is less than 10 during the period. % is calculated as Quantity/Base number*100

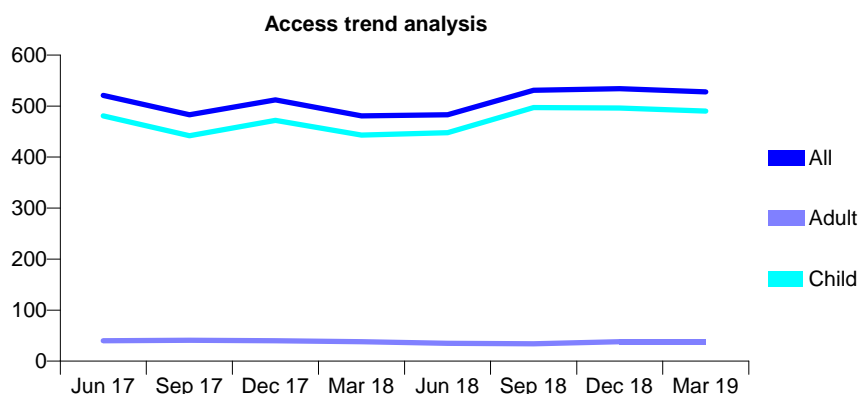
Q69 - Vital Signs At a Glance Contract Report for 147451/0001 - Year end March 2019

Name or company name	Haldent Ltd
Contract type name	GDS Contract
Purpose of contract	General
Contract start date	01/01/2007
Contract end date	

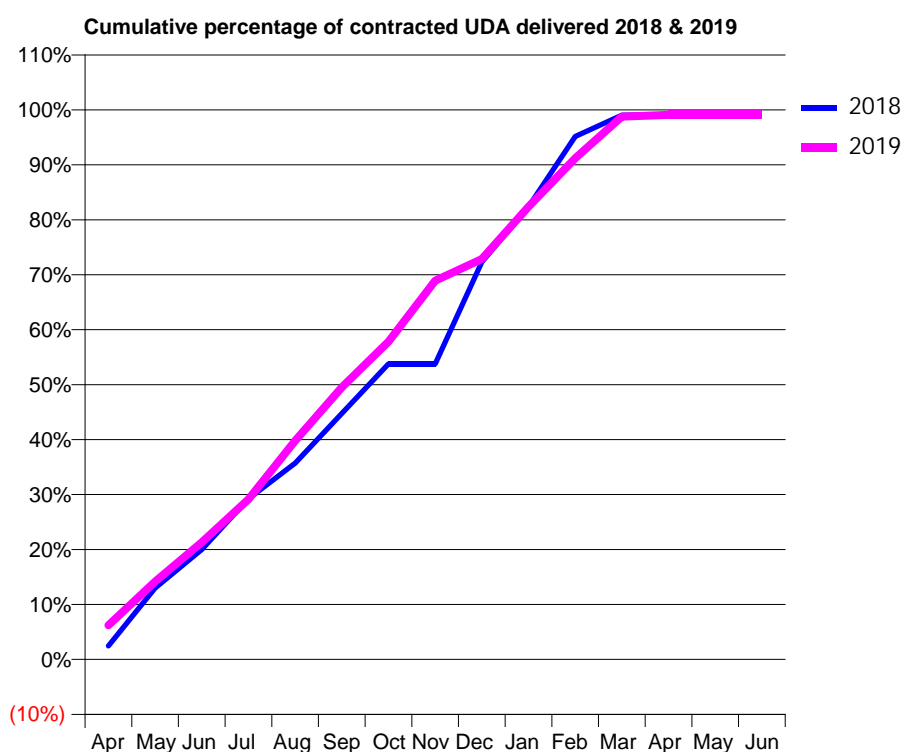
18/19 Contracted general activity (UDA)	1,300
Carry forward general activity (UDA)	11
18/19 Contracted orthodontic activity (UOA)	0
Carry forward orthodontic activity (UOA)	0
Baseline contract value	£37,665.13

ACCESS*

Patients seen in 24 months	Total	Change since previous quarter
Quarter ending March 2018	481	
Quarter ending June 2018	483	→
Quarter ending September 2018	531	↑
Quarter ending December 2018	534	→
Quarter ending March 2019	528	↓
Variance since March 2018	9.8%	↑



ACTIVITY



Month	Adjusted Scheduled Activity (UDA)	
	2018	2019
April	32	81
May	169	184
June	260	277
July	380	379
August	464	517
September	582	643
October	699	752
November	699	896
December	940	947
January	1,071	1,071
February	1,237	1,186
March	1,287	1,284
April	1,288	1,288
May	1,288	1,288
June	1,288	1,288

QUALITY

	Quantity	Base Number	Contract	AT	Region	England
% of FP17s for the same patient ID Re-attending within 3 months - Children	70	933	7.5%	11.4%	11.3%	11.8%
% of FP17s for the same patient ID Re-attending within 3 months - Adults	0	0	N/A	14.9%	15.4%	15.7%
% of FP17s for the same patient ID Re-attending between 3 & 9 months - Children	608	933	65.2%	58.4%	61.3%	58.9%
% of FP17s for the same patient ID Re-attending between 3 & 9 months - Adults	0	0	N/A	49.0%	52.1%	50.8%
% of FP17s for Band 1 Urgent Courses	11	933	1.2%	9.7%	9.5%	9.1%
% of FP17s Relating to Free Repair or Replacements	0	933	0.0%	0.7%	0.6%	0.8%
% of FP17s Relating to Continuations	3	933	0.3%	0.6%	0.8%	0.9%
% of Patients satisfied with the dentistry they have received	0	0	N/A	92.3%	92.4%	92.5%
% of Patients satisfied with the time they had to wait for an appointment	0	0	N/A	84.2%	86.3%	87.0%

* This is based on patients treated on this contract for their most recent course of treatment. Figures in italics indicate the base number of FP17s or Patient Questionnaire responses are less than 100. N/A is shown where the base number of responses is less than 10 during the period. % is calculated as Quantity/Base number*100

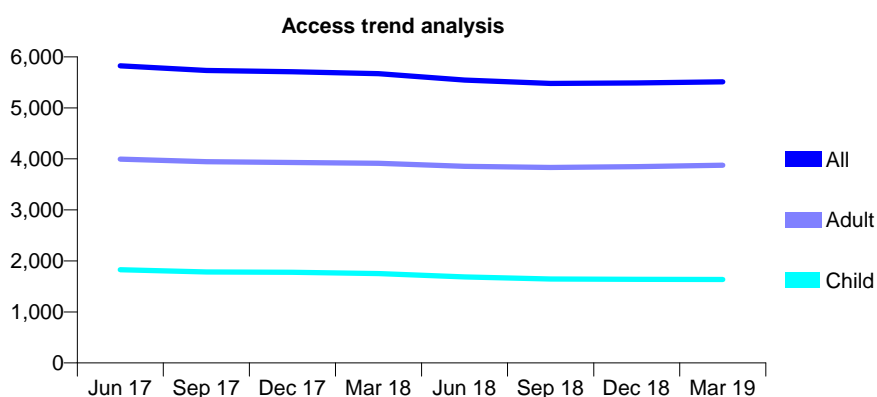
Q69 - Vital Signs At a Glance Contract Report for 148318/0001 - Year end March 2019

Name or company name	Forlon Dental Surgeries Limited
Contract type name	GDS Contract
Purpose of contract	General
Contract start date	01/04/2006
Contract end date	

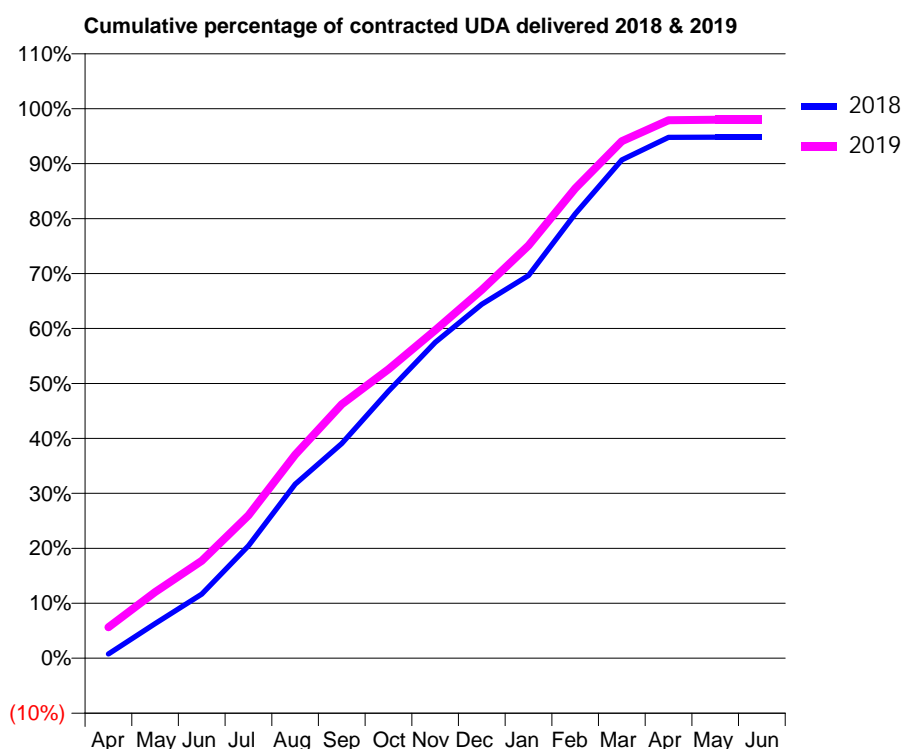
18/19 Contracted general activity (UDA)	12,550
Carry forward general activity (UDA)	0
18/19 Contracted orthodontic activity (UOA)	0
Carry forward orthodontic activity (UOA)	0
Baseline contract value	£301,027.66

ACCESS*

Patients seen in 24 months	Total	Change since previous quarter
Quarter ending March 2018	5,668	
Quarter ending June 2018	5,544	↓
Quarter ending September 2018	5,479	↓
Quarter ending December 2018	5,488	→
Quarter ending March 2019	5,511	→
Variance since March 2018	(2.8%)	↓



ACTIVITY



Month	2018	2019
April	101	709
May	811	1,512
June	1,499	2,224
July	2,630	3,264
August	4,070	4,650
September	5,017	5,798
October	6,245	6,597
November	7,387	7,491
December	8,275	8,412
January	8,950	9,425
February	10,391	10,727
March	11,653	11,804
April	12,177	12,285
May	12,181	12,295
June	12,181	12,297

QUALITY

	Quantity	Base Number	Contract	AT	Region	England
% of FP17s for the same patient ID Re-attending within 3 months - Children	148	2,119	7.0%	11.4%	11.3%	11.8%
% of FP17s for the same patient ID Re-attending within 3 months - Adults	861	4,947	17.4%	14.9%	15.4%	15.7%
% of FP17s for the same patient ID Re-attending between 3 & 9 months - Children	1,018	2,119	48.0%	58.4%	61.3%	58.9%
% of FP17s for the same patient ID Re-attending between 3 & 9 months - Adults	2,265	4,947	45.8%	49.0%	52.1%	50.8%
% of FP17s for Band 1 Urgent Courses	681	6,528	10.4%	9.7%	9.5%	9.1%
% of FP17s Relating to Free Repair or Replacements	59	6,528	0.9%	0.7%	0.6%	0.8%
% of FP17s Relating to Continuations	41	6,528	0.6%	0.6%	0.8%	0.9%
% of Patients satisfied with the dentistry they have received	2	3	N/A	92.3%	92.4%	92.5%
% of Patients satisfied with the time they had to wait for an appointment	3	3	N/A	84.2%	86.3%	87.0%

* This is based on patients treated on this contract for their most recent course of treatment.

Figures in italics indicate the base number of FP17s or Patient Questionnaire responses are less than 100. N/A is shown where the base number of responses is less than 10 during the period. % is calculated as Quantity/Base number*100

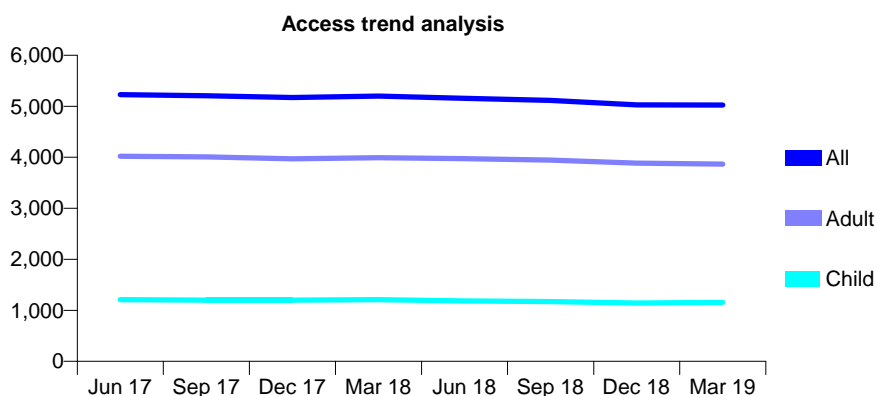
Q69 - Vital Signs At a Glance Contract Report for 149500/0001 - Year end March 2019

Name or company name	OPTIMA CARE (HW) LTD
Contract type name	GDS Contract
Purpose of contract	General
Contract start date	01/11/2012
Contract end date	

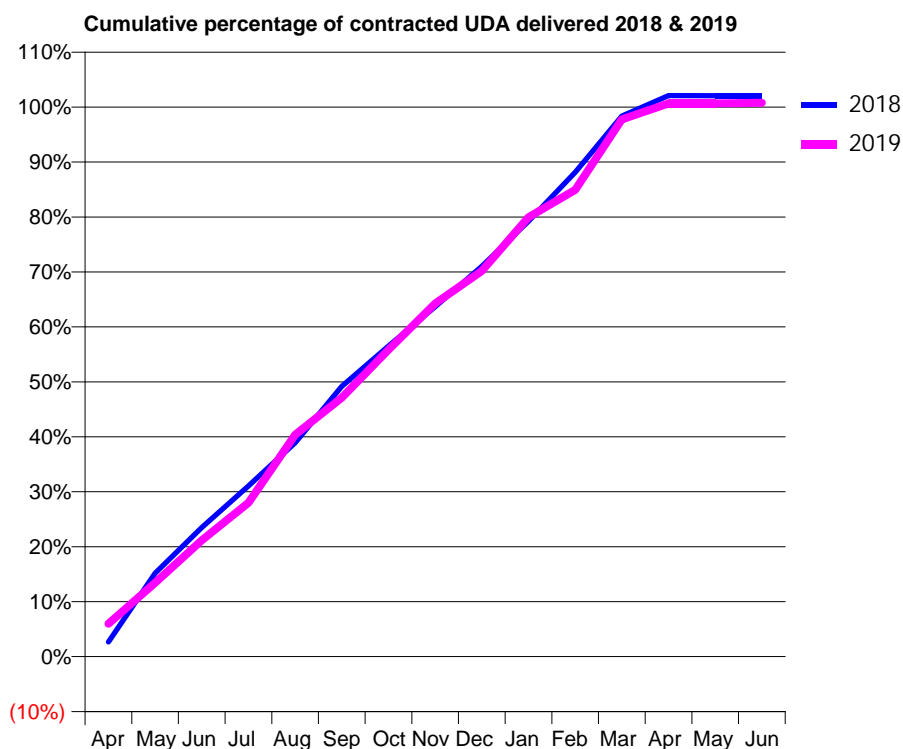
18/19 Contracted general activity (UDA)	13,444
Carry forward general activity (UDA)	-268
18/19 Contracted orthodontic activity (UOA)	0
Carry forward orthodontic activity (UOA)	0
Baseline contract value	£325,870.46

ACCESS*

Patients seen in 24 months	Total	Change since previous quarter
Quarter ending March 2018	5,202	
Quarter ending June 2018	5,158	→
Quarter ending September 2018	5,115	→
Quarter ending December 2018	5,030	↓
Quarter ending March 2019	5,024	→
Variance since March 2018	(3.4%)	↓



ACTIVITY



Month	Adjusted Scheduled Activity (UDA)	
	2018	2019
April	359	806
May	2,045	1,808
June	3,156	2,844
July	4,173	3,766
August	5,231	5,430
September	6,613	6,335
October	7,597	7,509
November	8,561	8,642
December	9,547	9,433
January	10,649	10,749
February	11,848	11,418
March	13,223	13,138
April	13,724	13,532
May	13,720	13,532
June	13,721	13,549

QUALITY

	Quantity	Base Number	Contract	AT	Region	England
% of FP17s for the same patient ID Re-attending within 3 months - Children	68	1,763	3.9%	11.4%	11.3%	11.8%
% of FP17s for the same patient ID Re-attending within 3 months - Adults	424	5,087	8.3%	14.9%	15.4%	15.7%
% of FP17s for the same patient ID Re-attending between 3 & 9 months - Children	1,078	1,763	61.1%	58.4%	61.3%	58.9%
% of FP17s for the same patient ID Re-attending between 3 & 9 months - Adults	2,729	5,087	53.6%	49.0%	52.1%	50.8%
% of FP17s for Band 1 Urgent Courses	375	6,908	5.4%	9.7%	9.5%	9.1%
% of FP17s Relating to Free Repair or Replacements	15	6,908	0.2%	0.7%	0.6%	0.8%
% of FP17s Relating to Continuations	12	6,908	0.2%	0.6%	0.8%	0.9%
% of Patients satisfied with the dentistry they have received	4	4	N/A	92.3%	92.4%	92.5%
% of Patients satisfied with the time they had to wait for an appointment	4	4	N/A	84.2%	86.3%	87.0%

* This is based on patients treated on this contract for their most recent course of treatment. Figures in italics indicate the base number of FP17s or Patient Questionnaire responses are less than 100. N/A is shown where the base number of responses is less than 10 during the period. % is calculated as Quantity/Base number*100

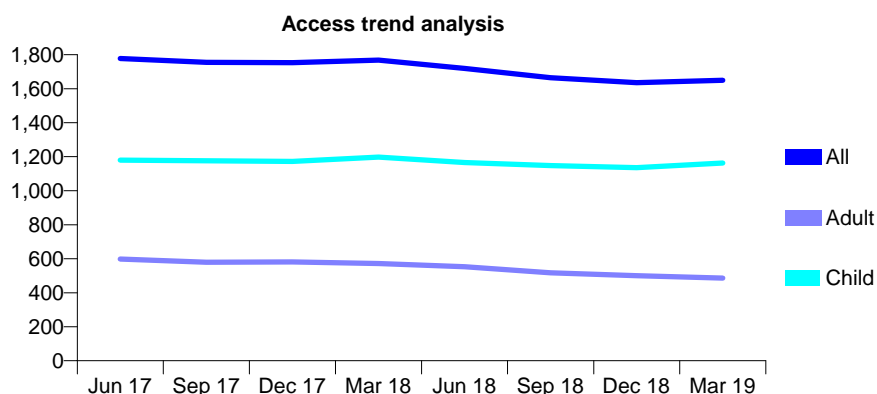
Q69 - Vital Signs At a Glance Contract Report for 151343/0001 - Year end March 2019

Name or company name	York House Dental Practice
Contract type name	GDS Contract
Purpose of contract	General
Contract start date	01/05/2012
Contract end date	

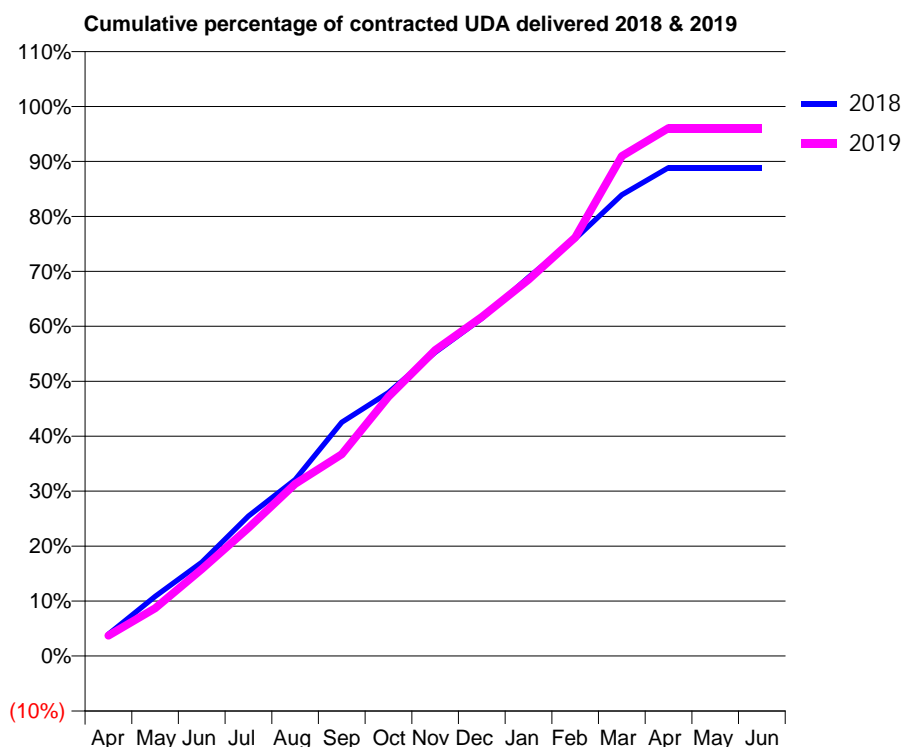
18/19 Contracted general activity (UDA)	3,800
Carry forward general activity (UDA)	0
18/19 Contracted orthodontic activity (UOA)	0
Carry forward orthodontic activity (UOA)	0
Baseline contract value	£93,772.73

ACCESS*

Patients seen in 24 months	Total	Change since previous quarter
Quarter ending March 2018	1,768	
Quarter ending June 2018	1,719	↓
Quarter ending September 2018	1,665	↓
Quarter ending December 2018	1,635	↓
Quarter ending March 2019	1,649	→
Variance since March 2018	(6.7%)	↓



ACTIVITY



Month	Adjusted Scheduled Activity (UDA)	
	2018	2019
April	177	141
May	482	330
June	757	601
July	1,131	886
August	1,426	1,190
September	1,888	1,395
October	2,130	1,793
November	2,454	2,116
December	2,727	2,345
January	3,059	2,602
February	3,371	2,894
March	3,726	3,457
April	3,944	3,651
May	3,945	3,651
June	3,945	3,651

QUALITY

	Quantity	Base Number	Contract	AT	Region	England
% of FP17s for the same patient ID Re-attending within 3 months - Children	112	1,871	6.0%	11.4%	11.3%	11.8%
% of FP17s for the same patient ID Re-attending within 3 months - Adults	94	515	18.3%	14.9%	15.4%	15.7%
% of FP17s for the same patient ID Re-attending between 3 & 9 months - Children	1,303	1,871	69.6%	58.4%	61.3%	58.9%
% of FP17s for the same patient ID Re-attending between 3 & 9 months - Adults	283	515	55.0%	49.0%	52.1%	50.8%
% of FP17s for Band 1 Urgent Courses	123	2,386	5.2%	9.7%	9.5%	9.1%
% of FP17s Relating to Free Repair or Replacements	0	2,386	0.0%	0.7%	0.6%	0.8%
% of FP17s Relating to Continuations	33	2,386	1.4%	0.6%	0.8%	0.9%
% of Patients satisfied with the dentistry they have received	1	1	N/A	92.3%	92.4%	92.5%
% of Patients satisfied with the time they had to wait for an appointment	1	1	N/A	84.2%	86.3%	87.0%

* This is based on patients treated on this contract for their most recent course of treatment. Figures in italics indicate the base number of FP17s or Patient Questionnaire responses are less than 100. N/A is shown where the base number of responses is less than 10 during the period. % is calculated as Quantity/Base number*100

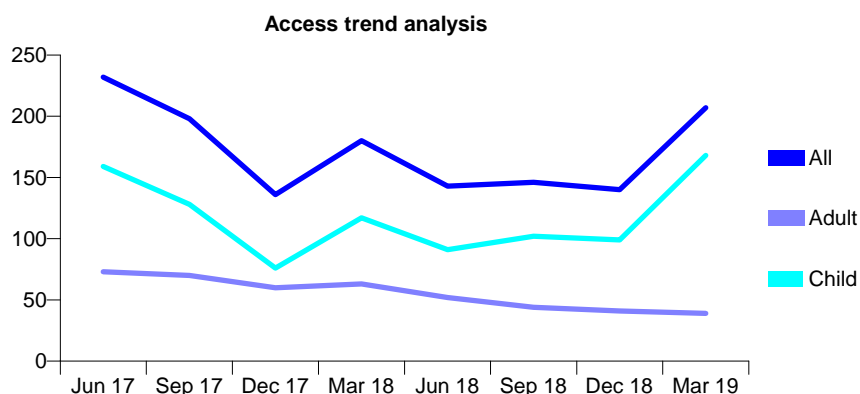
Q69 - Vital Signs At a Glance Contract Report for 152145/0001 - Year end March 2019

Name or company name	Fullarton and Hughes Dental Partnership
Contract type name	GDS Contract
Purpose of contract	General
Contract start date	01/10/2015
Contract end date	31/03/2019

18/19 Contracted general activity (UDA)	1,594
Carry forward general activity (UDA)	0
18/19 Contracted orthodontic activity (UOA)	0
Carry forward orthodontic activity (UOA)	0
Baseline contract value	£35,337.71

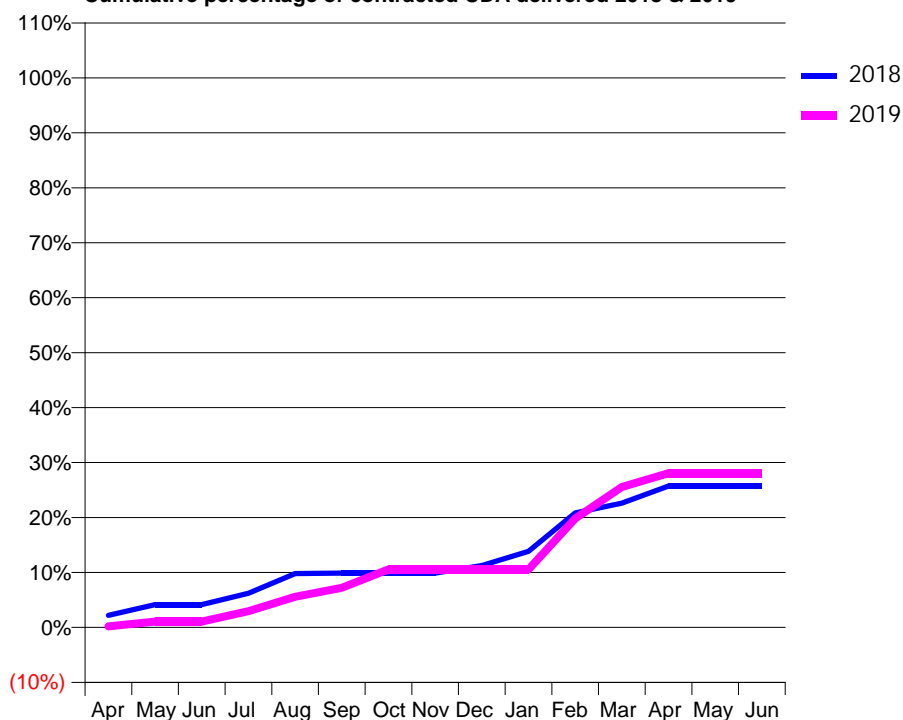
ACCESS*

Patients seen in 24 months	Total	Change since previous quarter
Quarter ending March 2018	180	
Quarter ending June 2018	143	↓
Quarter ending September 2018	146	↑
Quarter ending December 2018	140	↓
Quarter ending March 2019	207	↑
Variance since March 2018	15.0%	↑



ACTIVITY

Cumulative percentage of contracted UDA delivered 2018 & 2019



Adjusted Scheduled Activity (UDA)

Month	2018	2019
April	35	3
May	66	17
June	66	17
July	99	47
August	157	89
September	158	115
October	158	168
November	158	168
December	180	168
January	221	168
February	332	316
March	360	407
April	410	447
May	410	447
June	410	447

QUALITY

	Quantity	Base Number	Contract	AT	Region	England
% of FP17s for the same patient ID Re-attending within 3 months - Children	25	267	9.4%	11.4%	11.3%	11.8%
% of FP17s for the same patient ID Re-attending within 3 months - Adults	1	28	3.6%	14.9%	15.4%	15.7%
% of FP17s for the same patient ID Re-attending between 3 & 9 months - Children	74	267	27.7%	58.4%	61.3%	58.9%
% of FP17s for the same patient ID Re-attending between 3 & 9 months - Adults	8	28	28.6%	49.0%	52.1%	50.8%
% of FP17s for Band 1 Urgent Courses	7	289	2.4%	9.7%	9.5%	9.1%
% of FP17s Relating to Free Repair or Replacements	0	289	0.0%	0.7%	0.6%	0.8%
% of FP17s Relating to Continuations	0	289	0.0%	0.6%	0.8%	0.9%
% of Patients satisfied with the dentistry they have received	0	0	N/A	92.3%	92.4%	92.5%
% of Patients satisfied with the time they had to wait for an appointment	0	0	N/A	84.2%	86.3%	87.0%

* This is based on patients treated on this contract for their most recent course of treatment. Figures in italics indicate the base number of FP17s or Patient Questionnaire responses are less than 100. N/A is shown where the base number of responses is less than 10 during the period. % is calculated as Quantity/Base number*100

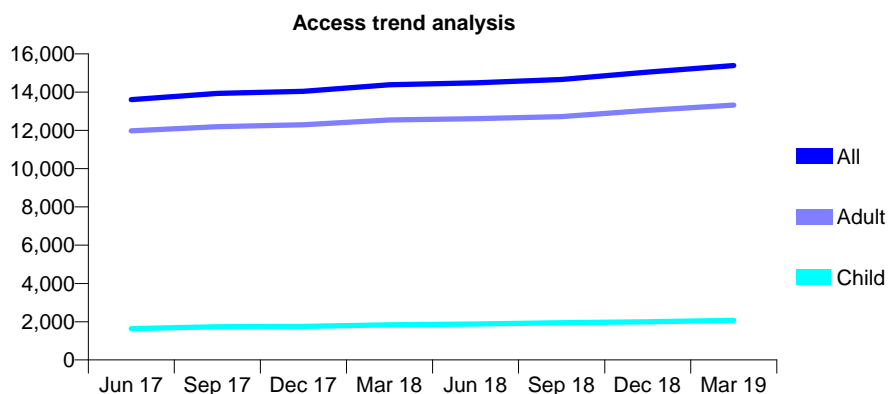
Q69 - Vital Signs At a Glance Contract Report for 152234/0001 - Year end March 2019

Name or company name	Studental Ltd
Contract type name	GDS Contract
Purpose of contract	General
Contract start date	01/04/2009
Contract end date	

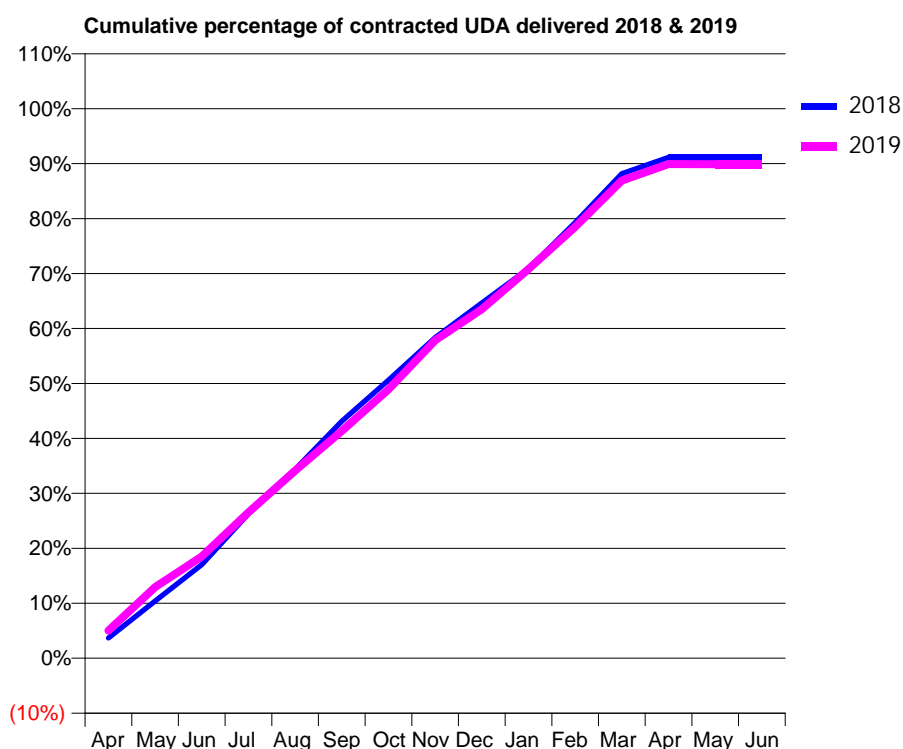
18/19 Contracted general activity (UDA)	34,000
Carry forward general activity (UDA)	0
18/19 Contracted orthodontic activity (UOA)	0
Carry forward orthodontic activity (UOA)	0
Baseline contract value	£887,799.78

ACCESS*

Patients seen in 24 months	Total	Change since previous quarter
Quarter ending March 2018	14,384	
Quarter ending June 2018	14,486	→
Quarter ending September 2018	14,667	→
Quarter ending December 2018	15,046	↑
Quarter ending March 2019	15,389	↑
Variance since March 2018	7.0%	↑



ACTIVITY



Month	2018	2019
April	1,257	1,712
May	3,544	4,402
June	5,787	6,290
July	8,941	9,033
August	11,690	11,616
September	14,659	14,053
October	17,204	16,626
November	19,841	19,665
December	21,975	21,585
January	24,106	24,071
February	26,962	26,691
March	29,976	29,552
April	30,983	30,573
May	30,985	30,553
June	30,982	30,563

QUALITY

	Quantity	Base Number	Contract	AT	Region	England
% of FP17s for the same patient ID Re-attending within 3 months - Children	249	2,900	8.6%	11.4%	11.3%	11.8%
% of FP17s for the same patient ID Re-attending within 3 months - Adults	1,484	13,884	10.7%	14.9%	15.4%	15.7%
% of FP17s for the same patient ID Re-attending between 3 & 9 months - Children	1,516	2,900	52.3%	58.4%	61.3%	58.9%
% of FP17s for the same patient ID Re-attending between 3 & 9 months - Adults	4,970	13,884	35.8%	49.0%	52.1%	50.8%
% of FP17s for Band 1 Urgent Courses	2,116	16,810	12.6%	9.7%	9.5%	9.1%
% of FP17s Relating to Free Repair or Replacements	150	16,810	0.9%	0.7%	0.6%	0.8%
% of FP17s Relating to Continuations	59	16,810	0.4%	0.6%	0.8%	0.9%
% of Patients satisfied with the dentistry they have received	2	2	N/A	92.3%	92.4%	92.5%
% of Patients satisfied with the time they had to wait for an appointment	2	2	N/A	84.2%	86.3%	87.0%

* This is based on patients treated on this contract for their most recent course of treatment.

Figures in italics indicate the base number of FP17s or Patient Questionnaire responses are less than 100. N/A is shown where the base number of responses is less than 10 during the period. % is calculated as Quantity/Base number*100

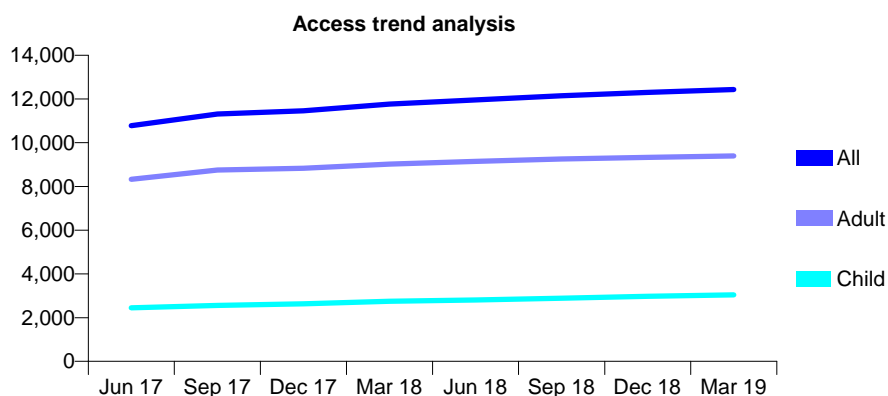
Q69 - Vital Signs At a Glance Contract Report for 152552/0001 - Year end March 2019

Name or company name	Ahmed Aleishaker and Dinah Alshamma
Contract type name	GDS Contract
Purpose of contract	General
Contract start date	01/08/2015
Contract end date	

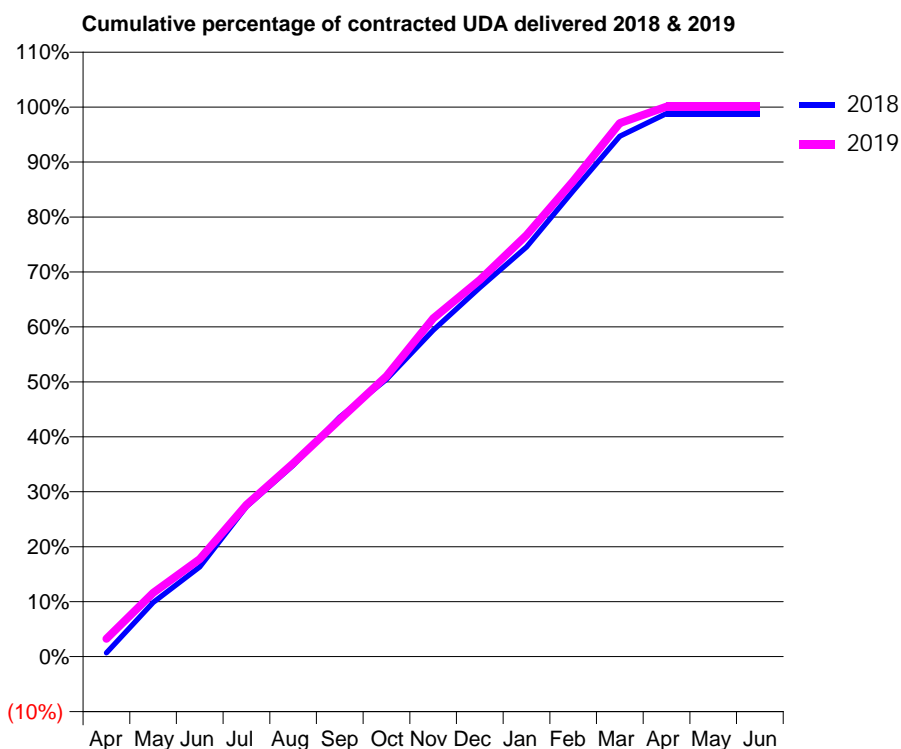
18/19 Contracted general activity (UDA)	30,748
Carry forward general activity (UDA)	351
18/19 Contracted orthodontic activity (UOA)	0
Carry forward orthodontic activity (UOA)	0
Baseline contract value	£816,100.70

ACCESS*

Patients seen in 24 months	Total	Change since previous quarter
Quarter ending March 2018	11,770	
Quarter ending June 2018	11,957	→
Quarter ending September 2018	12,147	→
Quarter ending December 2018	12,302	→
Quarter ending March 2019	12,438	→
Variance since March 2018	5.7%	↑



ACTIVITY



Month	Adjusted Scheduled Activity (UDA)	
	2018	2019
April	206	996
May	2,951	3,568
June	4,878	5,458
July	8,172	8,491
August	10,411	10,818
September	13,035	13,259
October	15,097	15,694
November	17,768	18,928
December	20,082	21,072
January	22,294	23,581
February	25,353	26,609
March	28,317	29,847
April	29,558	30,770
May	29,559	30,770
June	29,559	30,770

QUALITY

	Quantity	Base Number	Contract	AT	Region	England
% of FP17s for the same patient ID Re-attending within 3 months - Children	188	4,371	4.3%	11.4%	11.3%	11.8%
% of FP17s for the same patient ID Re-attending within 3 months - Adults	1,572	13,171	11.9%	14.9%	15.4%	15.7%
% of FP17s for the same patient ID Re-attending between 3 & 9 months - Children	2,454	4,371	56.1%	58.4%	61.3%	58.9%
% of FP17s for the same patient ID Re-attending between 3 & 9 months - Adults	7,347	13,171	55.8%	49.0%	52.1%	50.8%
% of FP17s for Band 1 Urgent Courses	1,058	17,538	6.0%	9.7%	9.5%	9.1%
% of FP17s Relating to Free Repair or Replacements	59	17,538	0.3%	0.7%	0.6%	0.8%
% of FP17s Relating to Continuations	91	17,538	0.5%	0.6%	0.8%	0.9%
% of Patients satisfied with the dentistry they have received	7	7	N/A	92.3%	92.4%	92.5%
% of Patients satisfied with the time they had to wait for an appointment	6	7	N/A	84.2%	86.3%	87.0%

* This is based on patients treated on this contract for their most recent course of treatment. Figures in italics indicate the base number of FP17s or Patient Questionnaire responses are less than 100. N/A is shown where the base number of responses is less than 10 during the period. % is calculated as Quantity/Base number*100

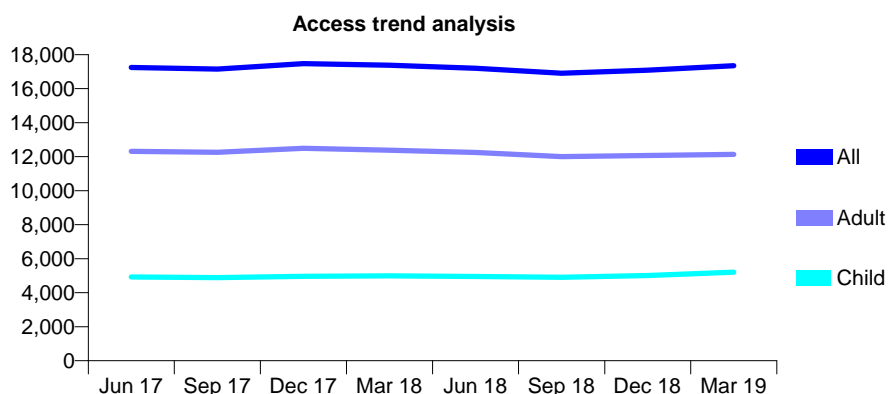
Q69 - Vital Signs At a Glance Contract Report for 153389/0001 - Year end March 2019

Name or company name	Smile Care (Dental) Ltd
Contract type name	GDS Contract
Purpose of contract	General
Contract start date	10/03/2008
Contract end date	

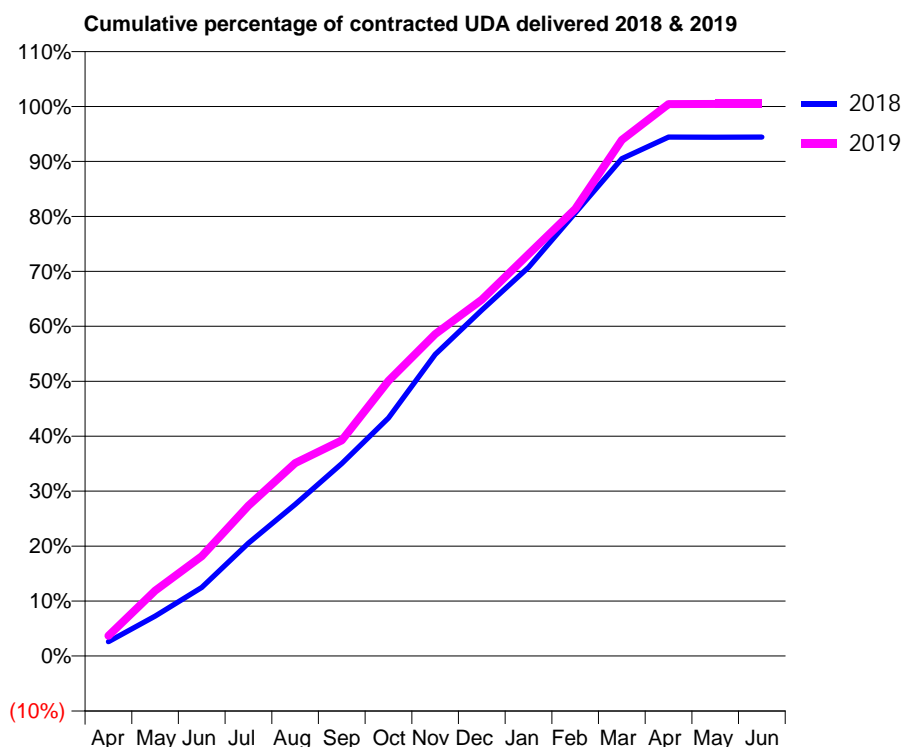
18/19 Contracted general activity (UDA)	45,370
Carry forward general activity (UDA)	0
18/19 Contracted orthodontic activity (UOA)	0
Carry forward orthodontic activity (UOA)	0
Baseline contract value	£1,250,044.03

ACCESS*

Patients seen in 24 months	Total	Change since previous quarter
Quarter ending March 2018	17,373	
Quarter ending June 2018	17,204	→
Quarter ending September 2018	16,907	↓
Quarter ending December 2018	17,084	→
Quarter ending March 2019	17,352	→
Variance since March 2018	(0.1%)	→



ACTIVITY



Month	Adjusted Scheduled Activity (UDA)	
	2018	2019
April	1,187	1,664
May	3,296	5,396
June	5,664	8,246
July	9,322	12,413
August	12,528	15,924
September	15,894	17,813
October	19,653	22,716
November	24,894	26,576
December	28,550	29,415
January	32,088	33,166
February	36,583	36,911
March	41,059	42,606
April	42,844	45,565
May	42,836	45,578
June	42,841	45,574

QUALITY

	Quantity	Base Number	Contract	AT	Region	England
% of FP17s for the same patient ID Re-attending within 3 months - Children	575	6,328	9.1%	11.4%	11.3%	11.8%
% of FP17s for the same patient ID Re-attending within 3 months - Adults	1,755	11,806	14.9%	14.9%	15.4%	15.7%
% of FP17s for the same patient ID Re-attending between 3 & 9 months - Children	2,674	6,328	42.3%	58.4%	61.3%	58.9%
% of FP17s for the same patient ID Re-attending between 3 & 9 months - Adults	3,634	11,806	30.8%	49.0%	52.1%	50.8%
% of FP17s for Band 1 Urgent Courses	2,845	17,529	16.2%	9.7%	9.5%	9.1%
% of FP17s Relating to Free Repair or Replacements	133	17,529	0.8%	0.7%	0.6%	0.8%
% of FP17s Relating to Continuations	52	17,529	0.3%	0.6%	0.8%	0.9%
% of Patients satisfied with the dentistry they have received	5	7	N/A	92.3%	92.4%	92.5%
% of Patients satisfied with the time they had to wait for an appointment	6	7	N/A	84.2%	86.3%	87.0%

* This is based on patients treated on this contract for their most recent course of treatment. Figures in italics indicate the base number of FP17s or Patient Questionnaire responses are less than 100. N/A is shown where the base number of responses is less than 10 during the period. % is calculated as Quantity/Base number*100

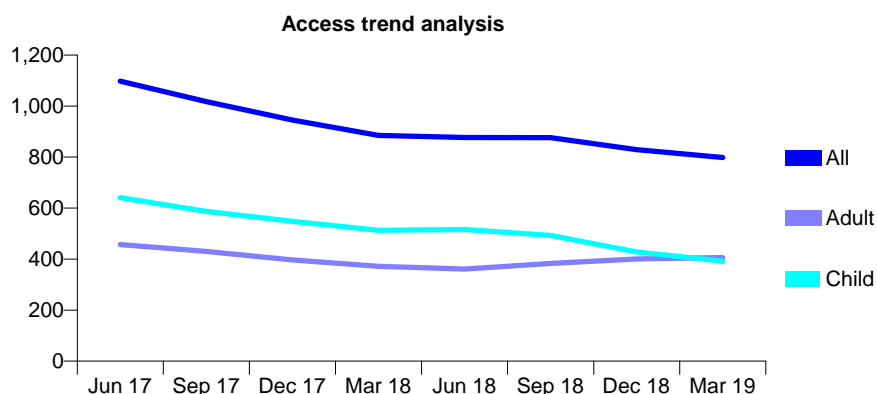
Q69 - Vital Signs At a Glance Contract Report for 154601/0001 - Year end March 2019

Name or company name	Oxfordshire Priority Dental Service
Contract type name	PDS Contract
Purpose of contract	General
Contract start date	01/04/2006
Contract end date	31/03/2021

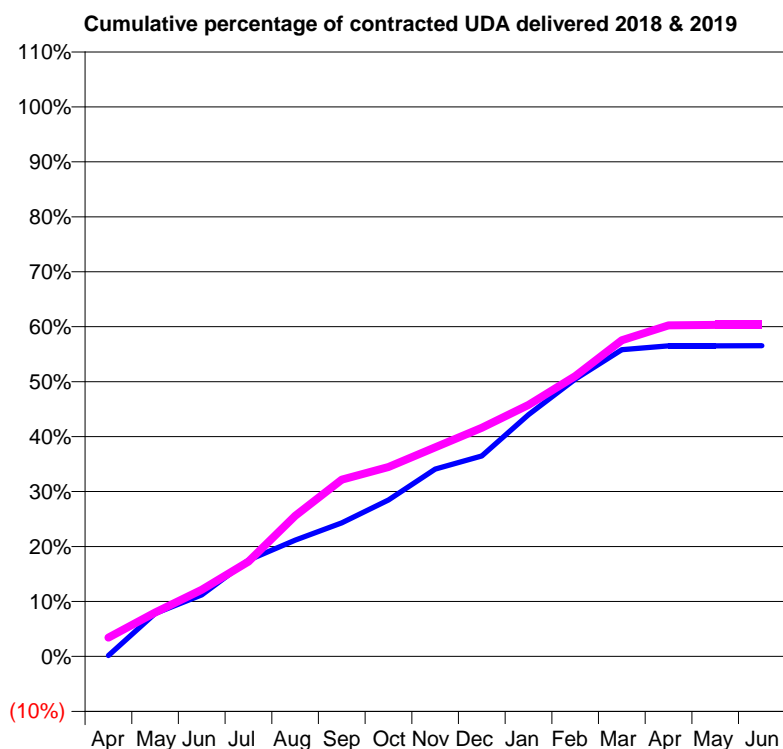
18/19 Contracted general activity (UDA)	3,000
Carry forward general activity (UDA)	0
18/19 Contracted orthodontic activity (UOA)	0
Carry forward orthodontic activity (UOA)	0
Baseline contract value	£0.00

ACCESS*

Patients seen in 24 months	Total	Change since previous quarter
Quarter ending March 2018	885	
Quarter ending June 2018	877	→
Quarter ending September 2018	876	→
Quarter ending December 2018	829	↓
Quarter ending March 2019	798	↓
Variance since March 2018	(9.8%)	↓



ACTIVITY



Month	Adjusted Scheduled Activity (UDA)	
	2018	2019
April	4	103
May	235	240
June	336	364
July	526	518
August	635	768
September	729	965
October	854	1,034
November	1,022	1,141
December	1,095	1,248
January	1,319	1,373
February	1,514	1,530
March	1,674	1,726
April	1,695	1,807
May	1,695	1,810
June	1,696	1,810

QUALITY

	Quantity	Base Number	Contract	AT	Region	England
% of FP17s for the same patient ID Re-attending within 3 months - Children	67	546	12.3%	11.4%	11.3%	11.8%
% of FP17s for the same patient ID Re-attending within 3 months - Adults	24	499	4.8%	14.9%	15.4%	15.7%
% of FP17s for the same patient ID Re-attending between 3 & 9 months - Children	205	546	37.5%	58.4%	61.3%	58.9%
% of FP17s for the same patient ID Re-attending between 3 & 9 months - Adults	112	499	22.4%	49.0%	52.1%	50.8%
% of FP17s for Band 1 Urgent Courses	195	1,067	18.3%	9.7%	9.5%	9.1%
% of FP17s Relating to Free Repair or Replacements	2	1,067	0.2%	0.7%	0.6%	0.8%
% of FP17s Relating to Continuations	5	1,067	0.5%	0.6%	0.8%	0.9%
% of Patients satisfied with the dentistry they have received	0	0	N/A	92.3%	92.4%	92.5%
% of Patients satisfied with the time they had to wait for an appointment	0	0	N/A	84.2%	86.3%	87.0%

* This is based on patients treated on this contract for their most recent course of treatment. Figures in italics indicate the base number of FP17s or Patient Questionnaire responses are less than 100. N/A is shown where the base number of responses is less than 10 during the period. % is calculated as Quantity/Base number*100

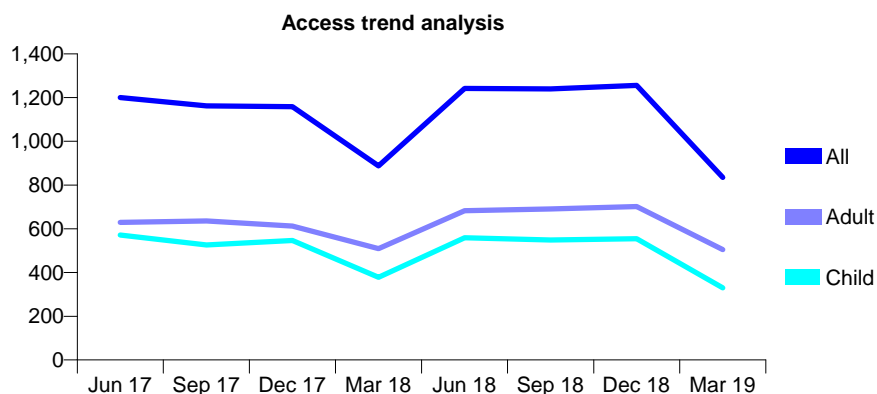
Q69 - Vital Signs At a Glance Contract Report for 154601/0002 - Year end March 2019

Name or company name	Oxfordshire Priority Dental Service
Contract type name	PDS Contract
Purpose of contract	General and Orthodontic
Contract start date	01/04/2006
Contract end date	31/03/2021

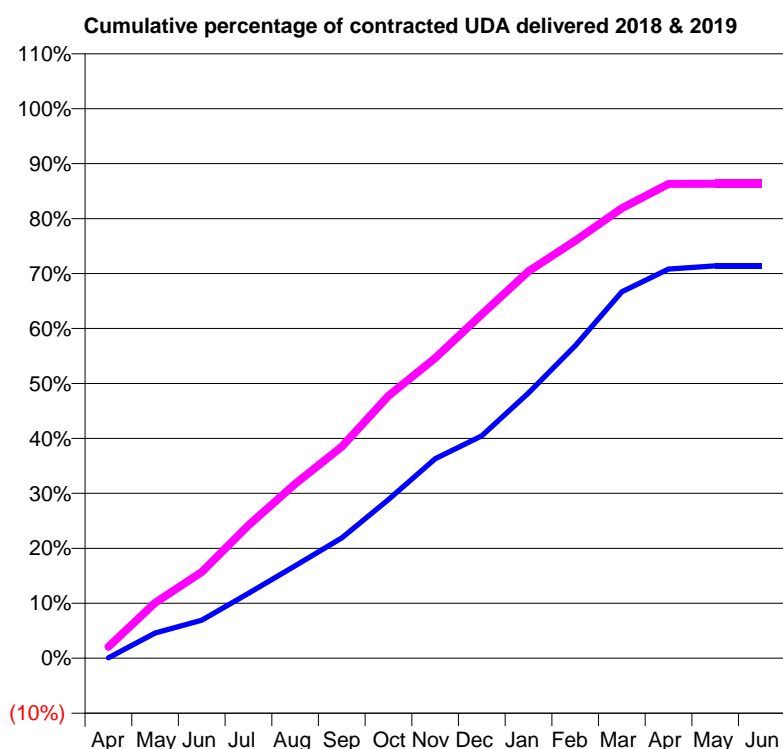
18/19 Contracted general activity (UDA)	4,000
Carry forward general activity (UDA)	0
18/19 Contracted orthodontic activity (UOA)	1,350
Carry forward orthodontic activity (UOA)	0
Baseline contract value	£0.00

ACCESS*

Patients seen in 24 months	Total	Change since previous quarter
Quarter ending March 2018	887	
Quarter ending June 2018	1,242	↑
Quarter ending September 2018	1,240	→
Quarter ending December 2018	1,256	→
Quarter ending March 2019	835	↓
Variance since March 2018	(5.9%)	↓



ACTIVITY



Month	Adjusted Scheduled Activity (UDA)	
	2018	2019
April	3	84
May	184	404
June	277	628
July	472	967
August	673	1,269
September	876	1,540
October	1,154	1,909
November	1,453	2,185
December	1,619	2,503
January	1,931	2,816
February	2,275	3,039
March	2,667	3,275
April	2,833	3,452
May	2,855	3,453
June	2,855	3,453

QUALITY

	Quantity	Base Number	Contract	AT	Region	England
% of FP17s for the same patient ID Re-attending within 3 months - Children	84	883	9.5%	11.4%	11.3%	11.8%
% of FP17s for the same patient ID Re-attending within 3 months - Adults	98	965	10.2%	14.9%	15.4%	15.7%
% of FP17s for the same patient ID Re-attending between 3 & 9 months - Children	191	883	21.6%	58.4%	61.3%	58.9%
% of FP17s for the same patient ID Re-attending between 3 & 9 months - Adults	204	965	21.1%	49.0%	52.1%	50.8%
% of FP17s for Band 1 Urgent Courses	142	1,688	8.4%	9.7%	9.5%	9.1%
% of FP17s Relating to Free Repair or Replacements	0	1,688	0.0%	0.7%	0.6%	0.8%
% of FP17s Relating to Continuations	9	1,688	0.5%	0.6%	0.8%	0.9%
% of Patients satisfied with the dentistry they have received	0	0	N/A	92.3%	92.4%	92.5%
% of Patients satisfied with the time they had to wait for an appointment	0	0	N/A	84.2%	86.3%	87.0%

* This is based on patients treated on this contract for their most recent course of treatment.

Figures in italics indicate the base number of FP17s or Patient Questionnaire responses are less than 100. N/A is shown where the base number of responses is less than 10 during the period. % is calculated as Quantity/Base number*100

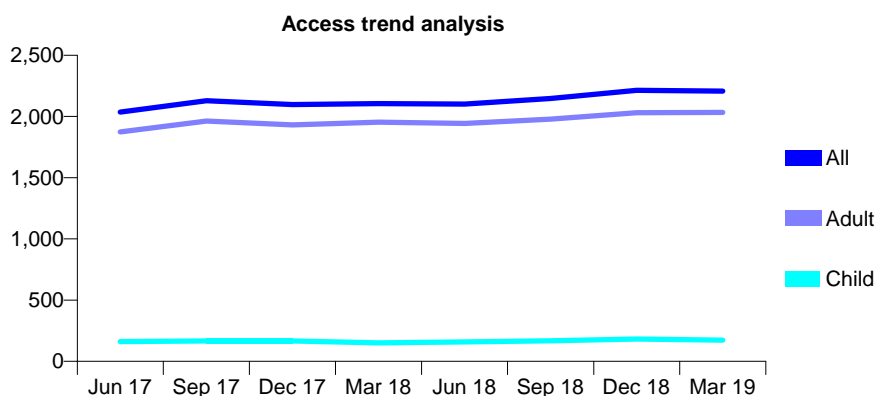
Q69 - Vital Signs At a Glance Contract Report for 154601/0003 - Year end March 2019

Name or company name	Oxfordshire Priority Dental Service
Contract type name	PDS Contract
Purpose of contract	General
Contract start date	01/04/2006
Contract end date	31/03/2021

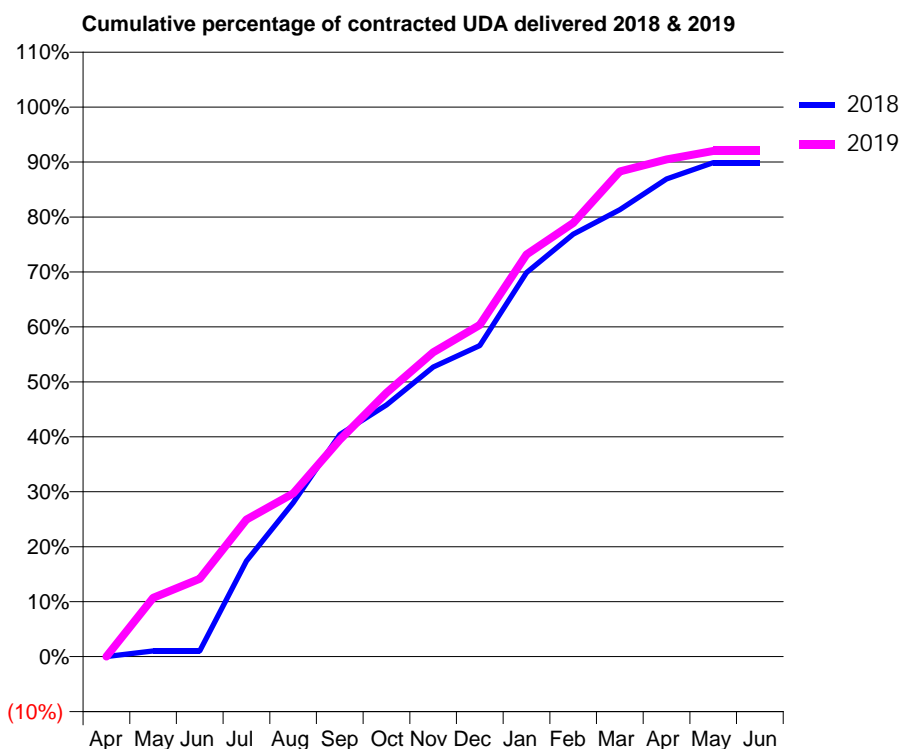
18/19 Contracted general activity (UDA)	4,000
Carry forward general activity (UDA)	0
18/19 Contracted orthodontic activity (UOA)	0
Carry forward orthodontic activity (UOA)	0
Baseline contract value	£0.00

ACCESS*

Patients seen in 24 months	Total	Change since previous quarter
Quarter ending March 2018	2,105	
Quarter ending June 2018	2,102	→
Quarter ending September 2018	2,147	↑
Quarter ending December 2018	2,214	↑
Quarter ending March 2019	2,207	→
Variance since March 2018	4.8%	↑



ACTIVITY



Month	Adjusted Scheduled Activity (UDA)	
	2018	2019
April	0	0
May	41	428
June	41	568
July	696	998
August	1,120	1,188
September	1,616	1,578
October	1,832	1,921
November	2,108	2,214
December	2,264	2,415
January	2,795	2,927
February	3,074	3,156
March	3,253	3,532
April	3,476	3,620
May	3,595	3,681
June	3,595	3,681

QUALITY

	Quantity	Base Number	Contract	AT	Region	England
% of FP17s for the same patient ID Re-attending within 3 months - Children	5	412	1.2%	11.4%	11.3%	11.8%
% of FP17s for the same patient ID Re-attending within 3 months - Adults	82	2,841	2.9%	14.9%	15.4%	15.7%
% of FP17s for the same patient ID Re-attending between 3 & 9 months - Children	1	412	0.2%	58.4%	61.3%	58.9%
% of FP17s for the same patient ID Re-attending between 3 & 9 months - Adults	52	2,841	1.8%	49.0%	52.1%	50.8%
% of FP17s for Band 1 Urgent Courses	3,070	3,079	99.7%	9.7%	9.5%	9.1%
% of FP17s Relating to Free Repair or Replacements	0	3,079	0.0%	0.7%	0.6%	0.8%
% of FP17s Relating to Continuations	0	3,079	0.0%	0.6%	0.8%	0.9%
% of Patients satisfied with the dentistry they have received	1	1	N/A	92.3%	92.4%	92.5%
% of Patients satisfied with the time they had to wait for an appointment	1	1	N/A	84.2%	86.3%	87.0%

* This is based on patients treated on this contract for their most recent course of treatment. Figures in italics indicate the base number of FP17s or Patient Questionnaire responses are less than 100. N/A is shown where the base number of responses is less than 10 during the period. % is calculated as Quantity/Base number*100

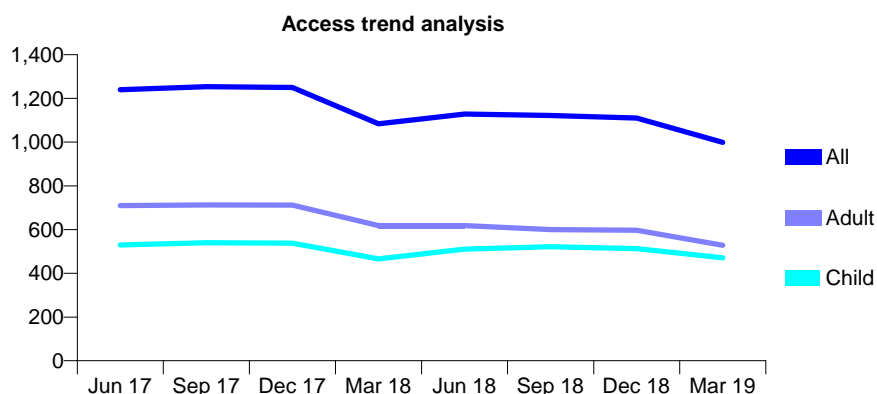
Q69 - Vital Signs At a Glance Contract Report for 154601/0004 - Year end March 2019

Name or company name	Oxfordshire Priority Dental Service
Contract type name	PDS Contract
Purpose of contract	General
Contract start date	01/04/2006
Contract end date	31/03/2021

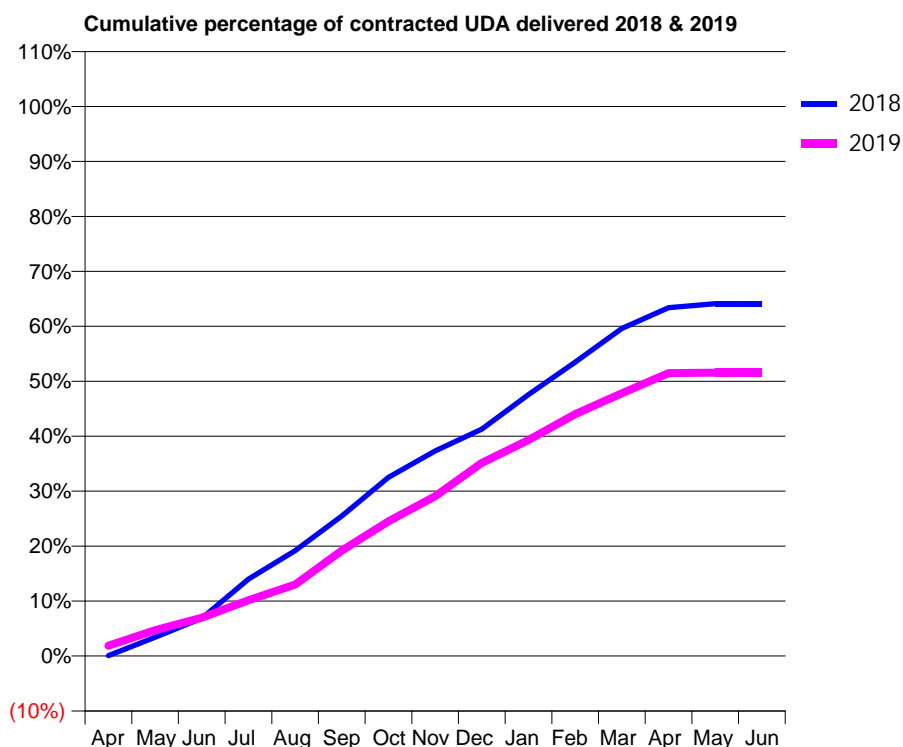
18/19 Contracted general activity (UDA)	5,000
Carry forward general activity (UDA)	0
18/19 Contracted orthodontic activity (UOA)	0
Carry forward orthodontic activity (UOA)	0
Baseline contract value	£0.00

ACCESS*

Patients seen in 24 months	Total	Change since previous quarter
Quarter ending March 2018	1,084	
Quarter ending June 2018	1,128	↑
Quarter ending September 2018	1,122	→
Quarter ending December 2018	1,110	↓
Quarter ending March 2019	999	↓
Variance since March 2018	(7.8%)	↓



ACTIVITY



Month	Adjusted Scheduled Activity (UDA)	
	2018	2019
April	4	94
May	172	235
June	342	349
July	700	508
August	959	651
September	1,273	959
October	1,625	1,226
November	1,866	1,454
December	2,065	1,758
January	2,379	1,965
February	2,674	2,202
March	2,979	2,391
April	3,170	2,575
May	3,205	2,578
June	3,206	2,578

QUALITY

	Quantity	Base Number	Contract	AT	Region	England
% of FP17s for the same patient ID Re-attending within 3 months - Children	85	783	10.9%	11.4%	11.3%	11.8%
% of FP17s for the same patient ID Re-attending within 3 months - Adults	49	588	8.3%	14.9%	15.4%	15.7%
% of FP17s for the same patient ID Re-attending between 3 & 9 months - Children	268	783	34.2%	58.4%	61.3%	58.9%
% of FP17s for the same patient ID Re-attending between 3 & 9 months - Adults	148	588	25.2%	49.0%	52.1%	50.8%
% of FP17s for Band 1 Urgent Courses	204	1,369	14.9%	9.7%	9.5%	9.1%
% of FP17s Relating to Free Repair or Replacements	0	1,369	0.0%	0.7%	0.6%	0.8%
% of FP17s Relating to Continuations	21	1,369	1.5%	0.6%	0.8%	0.9%
% of Patients satisfied with the dentistry they have received	1	1	N/A	92.3%	92.4%	92.5%
% of Patients satisfied with the time they had to wait for an appointment	1	1	N/A	84.2%	86.3%	87.0%

* This is based on patients treated on this contract for their most recent course of treatment. Figures in italics indicate the base number of FP17s or Patient Questionnaire responses are less than 100. N/A is shown where the base number of responses is less than 10 during the period. % is calculated as Quantity/Base number*100

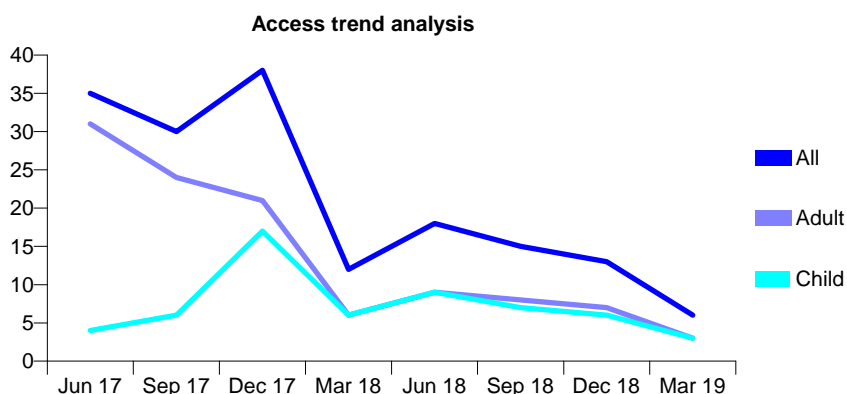
Q69 - Vital Signs At a Glance Contract Report for 154601/0005 - Year end March 2019

Name or company name	Oxfordshire Priority Dental Service
Contract type name	PDS Contract
Purpose of contract	General
Contract start date	01/04/2006
Contract end date	31/03/2021

18/19 Contracted general activity (UDA)	1,000
Carry forward general activity (UDA)	0
18/19 Contracted orthodontic activity (UOA)	0
Carry forward orthodontic activity (UOA)	0
Baseline contract value	£0.00

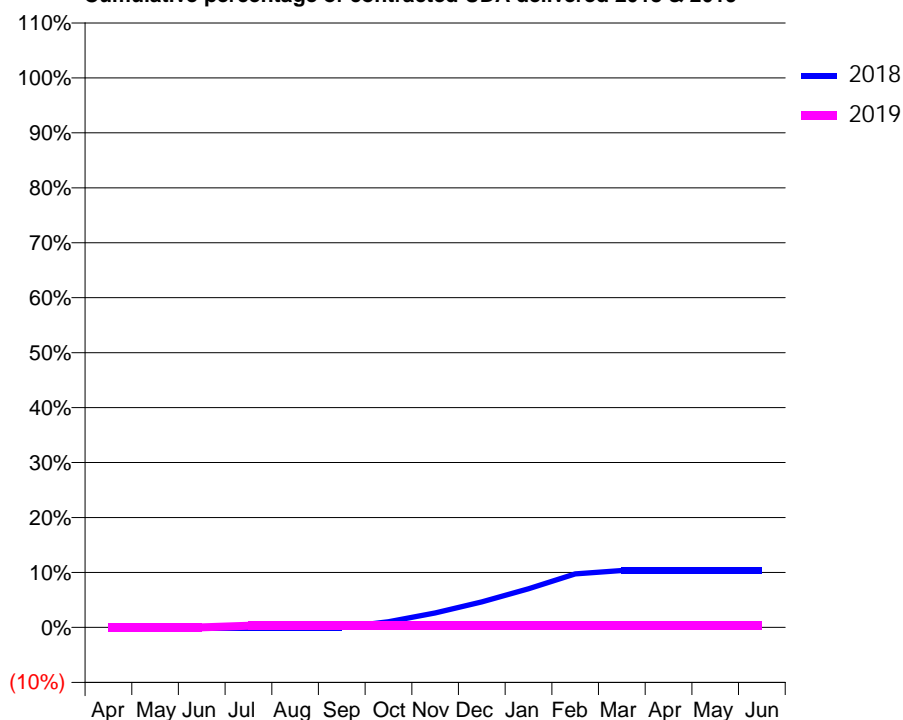
ACCESS*

Patients seen in 24 months	Total	Change since previous quarter
Quarter ending March 2018	12	
Quarter ending June 2018	18	↑
Quarter ending September 2018	15	↓
Quarter ending December 2018	13	↓
Quarter ending March 2019	6	↓
Variance since March 2018	(50.0%)	↓



ACTIVITY

Cumulative percentage of contracted UDA delivered 2018 & 2019



Month	Adjusted Scheduled Activity (UDA)	
	2018	2019
April	0	0
May	0	0
June	0	0
July	0	3
August	0	3
September	0	3
October	10	3
November	26	3
December	46	3
January	70	3
February	97	3
March	103	3
April	103	3
May	103	3
June	103	3

QUALITY

	Quantity	Base Number	Contract	AT	Region	England
% of FP17s for the same patient ID Re-attending within 3 months - Children	0	2	0.0%	11.4%	11.3%	11.8%
% of FP17s for the same patient ID Re-attending within 3 months - Adults	0	0	N/A	14.9%	15.4%	15.7%
% of FP17s for the same patient ID Re-attending between 3 & 9 months - Children	0	2	0.0%	58.4%	61.3%	58.9%
% of FP17s for the same patient ID Re-attending between 3 & 9 months - Adults	0	0	N/A	49.0%	52.1%	50.8%
% of FP17s for Band 1 Urgent Courses	0	1	0.0%	9.7%	9.5%	9.1%
% of FP17s Relating to Free Repair or Replacements	0	1	0.0%	0.7%	0.6%	0.8%
% of FP17s Relating to Continuations	0	1	0.0%	0.6%	0.8%	0.9%
% of Patients satisfied with the dentistry they have received	0	0	N/A	92.3%	92.4%	92.5%
% of Patients satisfied with the time they had to wait for an appointment	0	0	N/A	84.2%	86.3%	87.0%

* This is based on patients treated on this contract for their most recent course of treatment. Figures in italics indicate the base number of FP17s or Patient Questionnaire responses are less than 100. N/A is shown where the base number of responses is less than 10 during the period. % is calculated as Quantity/Base number*100

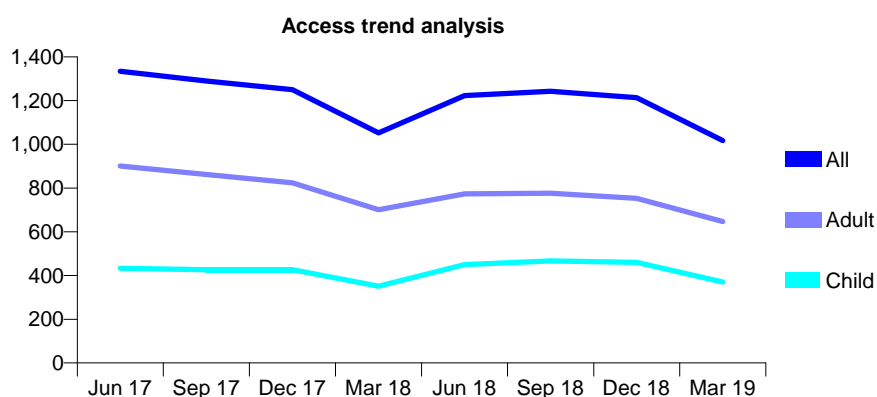
Q69 - Vital Signs At a Glance Contract Report for 154601/0006 - Year end March 2019

Name or company name	Oxfordshire Priority Dental Service
Contract type name	PDS Contract
Purpose of contract	General
Contract start date	01/04/2006
Contract end date	31/03/2021

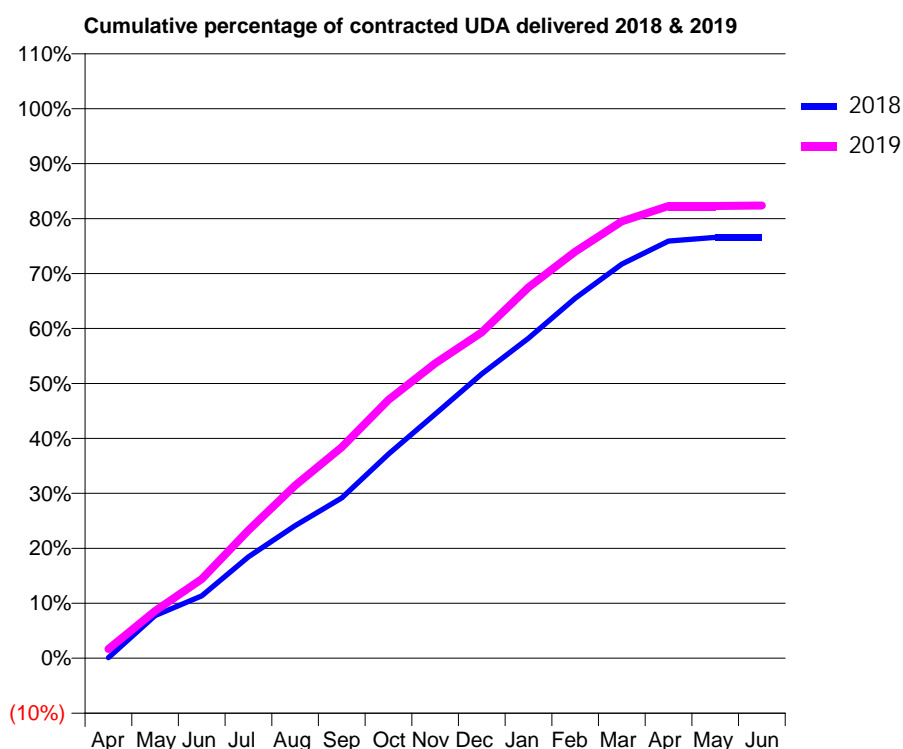
18/19 Contracted general activity (UDA)	4,000
Carry forward general activity (UDA)	0
18/19 Contracted orthodontic activity (UOA)	0
Carry forward orthodontic activity (UOA)	0
Baseline contract value	£0.00

ACCESS*

Patients seen in 24 months	Total	Change since previous quarter
Quarter ending March 2018	1,052	
Quarter ending June 2018	1,223	↑
Quarter ending September 2018	1,243	→
Quarter ending December 2018	1,213	↓
Quarter ending March 2019	1,017	↓
Variance since March 2018	(3.3%)	↓



ACTIVITY



Month	Adjusted Scheduled Activity (UDA)	
	2018	2019
April	4	68
May	310	344
June	454	576
July	738	931
August	965	1,258
September	1,166	1,536
October	1,486	1,881
November	1,777	2,146
December	2,070	2,373
January	2,329	2,700
February	2,620	2,959
March	2,869	3,179
April	3,036	3,291
May	3,063	3,291
June	3,063	3,295

QUALITY

	Quantity	Base Number	Contract	AT	Region	England
% of FP17s for the same patient ID Re-attending within 3 months - Children	62	814	7.6%	11.4%	11.3%	11.8%
% of FP17s for the same patient ID Re-attending within 3 months - Adults	88	915	9.6%	14.9%	15.4%	15.7%
% of FP17s for the same patient ID Re-attending between 3 & 9 months - Children	233	814	28.6%	58.4%	61.3%	58.9%
% of FP17s for the same patient ID Re-attending between 3 & 9 months - Adults	256	915	28.0%	49.0%	52.1%	50.8%
% of FP17s for Band 1 Urgent Courses	192	1,667	11.5%	9.7%	9.5%	9.1%
% of FP17s Relating to Free Repair or Replacements	0	1,667	0.0%	0.7%	0.6%	0.8%
% of FP17s Relating to Continuations	14	1,667	0.8%	0.6%	0.8%	0.9%
% of Patients satisfied with the dentistry they have received	1	1	N/A	92.3%	92.4%	92.5%
% of Patients satisfied with the time they had to wait for an appointment	1	1	N/A	84.2%	86.3%	87.0%

* This is based on patients treated on this contract for their most recent course of treatment. Figures in italics indicate the base number of FP17s or Patient Questionnaire responses are less than 100. N/A is shown where the base number of responses is less than 10 during the period. % is calculated as Quantity/Base number*100

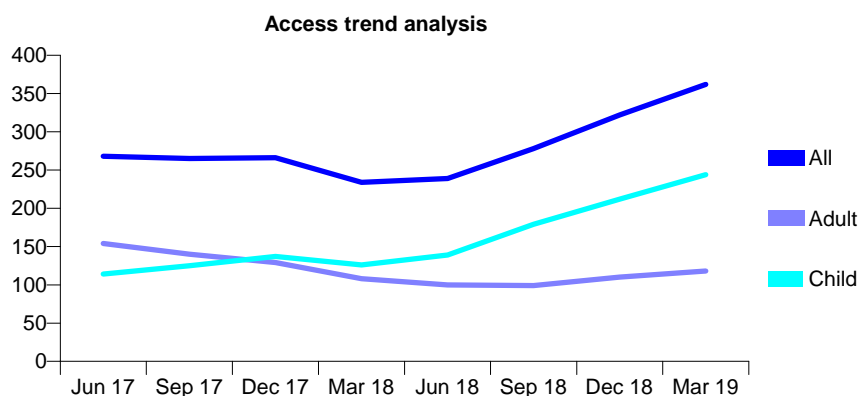
Q69 - Vital Signs At a Glance Contract Report for 154601/0007 - Year end March 2019

Name or company name	Oxfordshire Priority Dental Service
Contract type name	PDS Contract
Purpose of contract	General
Contract start date	01/04/2006
Contract end date	31/03/2021

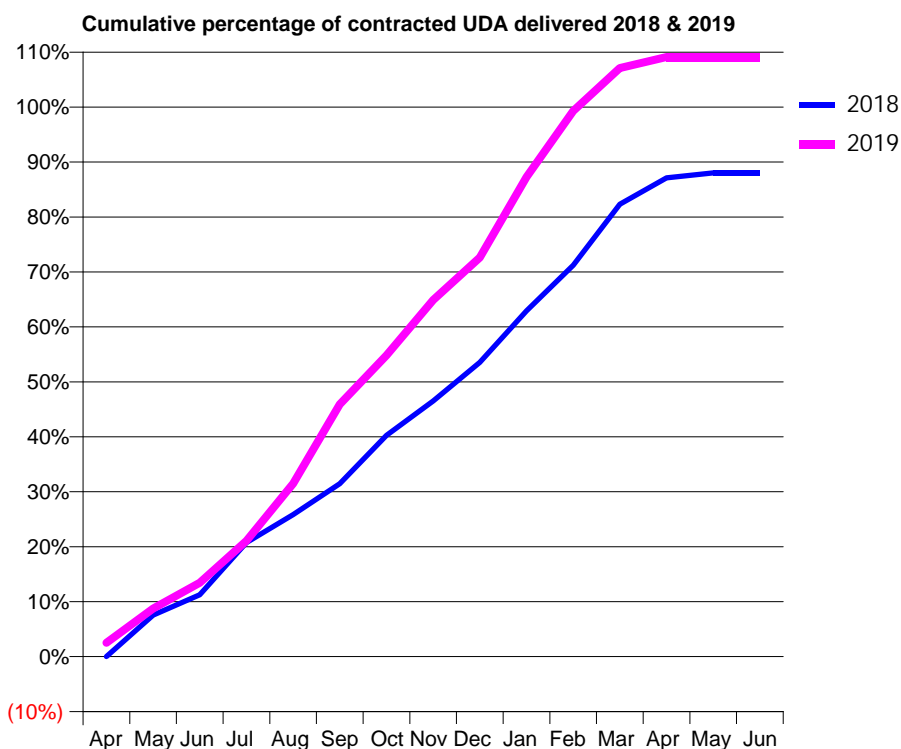
18/19 Contracted general activity (UDA)	1,000
Carry forward general activity (UDA)	0
18/19 Contracted orthodontic activity (UOA)	0
Carry forward orthodontic activity (UOA)	0
Baseline contract value	£0.00

ACCESS*

Patients seen in 24 months	Total	Change since previous quarter
Quarter ending March 2018	234	
Quarter ending June 2018	239	↑
Quarter ending September 2018	278	↑
Quarter ending December 2018	322	↑
Quarter ending March 2019	362	↑
Variance since March 2018	54.7%	↑



ACTIVITY



Month	Adjusted Scheduled Activity (UDA)	
	2018	2019
April	0	25
May	76	87
June	113	135
July	208	211
August	259	315
September	315	459
October	403	548
November	465	649
December	535	726
January	629	873
February	712	993
March	823	1,071
April	871	1,091
May	880	1,091
June	880	1,091

QUALITY

	Quantity	Base Number	Contract	AT	Region	England
% of FP17s for the same patient ID Re-attending within 3 months - Children	50	403	12.4%	11.4%	11.3%	11.8%
% of FP17s for the same patient ID Re-attending within 3 months - Adults	16	171	9.4%	14.9%	15.4%	15.7%
% of FP17s for the same patient ID Re-attending between 3 & 9 months - Children	168	403	41.7%	58.4%	61.3%	58.9%
% of FP17s for the same patient ID Re-attending between 3 & 9 months - Adults	61	171	35.7%	49.0%	52.1%	50.8%
% of FP17s for Band 1 Urgent Courses	15	573	2.6%	9.7%	9.5%	9.1%
% of FP17s Relating to Free Repair or Replacements	0	573	0.0%	0.7%	0.6%	0.8%
% of FP17s Relating to Continuations	8	573	1.4%	0.6%	0.8%	0.9%
% of Patients satisfied with the dentistry they have received	0	0	N/A	92.3%	92.4%	92.5%
% of Patients satisfied with the time they had to wait for an appointment	0	0	N/A	84.2%	86.3%	87.0%

* This is based on patients treated on this contract for their most recent course of treatment. Figures in italics indicate the base number of FP17s or Patient Questionnaire responses are less than 100. N/A is shown where the base number of responses is less than 10 during the period. % is calculated as Quantity/Base number*100

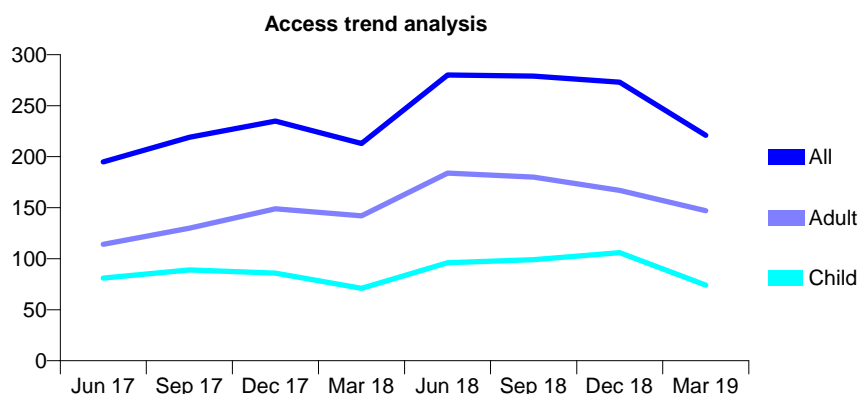
Q69 - Vital Signs At a Glance Contract Report for 154601/0008 - Year end March 2019

Name or company name	Oxfordshire Priority Dental Service
Contract type name	PDS Contract
Purpose of contract	General
Contract start date	01/04/2006
Contract end date	31/03/2021

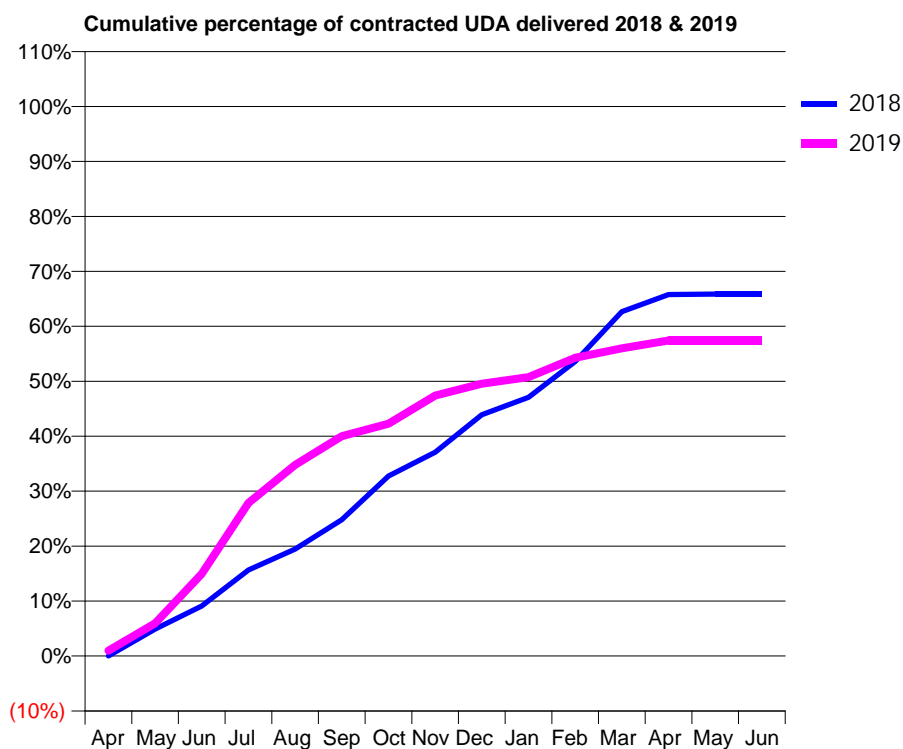
18/19 Contracted general activity (UDA)	925
Carry forward general activity (UDA)	0
18/19 Contracted orthodontic activity (UOA)	0
Carry forward orthodontic activity (UOA)	0
Baseline contract value	£0.00

ACCESS*

Patients seen in 24 months	Total	Change since previous quarter
Quarter ending March 2018	213	
Quarter ending June 2018	280	↑
Quarter ending September 2018	279	→
Quarter ending December 2018	273	↓
Quarter ending March 2019	221	↓
Variance since March 2018	3.8%	↑



ACTIVITY



Month	Adjusted Scheduled Activity (UDA)	
	2018	2019
April	0	9
May	49	55
June	91	138
July	157	258
August	195	322
September	248	370
October	327	391
November	371	438
December	439	458
January	471	469
February	536	502
March	627	518
April	658	531
May	659	531
June	659	531

QUALITY

	Quantity	Base Number	Contract	AT	Region	England
% of FP17s for the same patient ID Re-attending within 3 months - Children	9	135	6.7%	11.4%	11.3%	11.8%
% of FP17s for the same patient ID Re-attending within 3 months - Adults	3	127	2.4%	14.9%	15.4%	15.7%
% of FP17s for the same patient ID Re-attending between 3 & 9 months - Children	20	135	14.8%	58.4%	61.3%	58.9%
% of FP17s for the same patient ID Re-attending between 3 & 9 months - Adults	37	127	29.1%	49.0%	52.1%	50.8%
% of FP17s for Band 1 Urgent Courses	10	257	3.9%	9.7%	9.5%	9.1%
% of FP17s Relating to Free Repair or Replacements	0	257	0.0%	0.7%	0.6%	0.8%
% of FP17s Relating to Continuations	5	257	1.9%	0.6%	0.8%	0.9%
% of Patients satisfied with the dentistry they have received	0	0	N/A	92.3%	92.4%	92.5%
% of Patients satisfied with the time they had to wait for an appointment	0	0	N/A	84.2%	86.3%	87.0%

* This is based on patients treated on this contract for their most recent course of treatment. Figures in italics indicate the base number of FP17s or Patient Questionnaire responses are less than 100. N/A is shown where the base number of responses is less than 10 during the period. % is calculated as Quantity/Base number*100

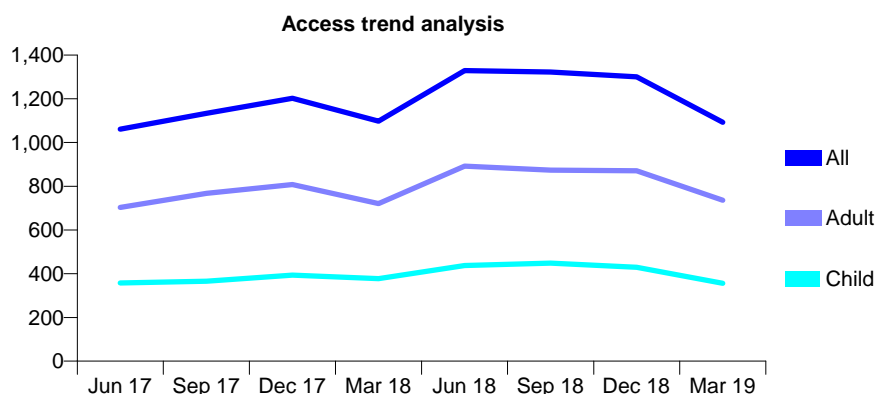
Q69 - Vital Signs At a Glance Contract Report for 154601/0009 - Year end March 2019

Name or company name	Oxfordshire Priority Dental Service
Contract type name	PDS Contract
Purpose of contract	General
Contract start date	01/04/2006
Contract end date	31/03/2021

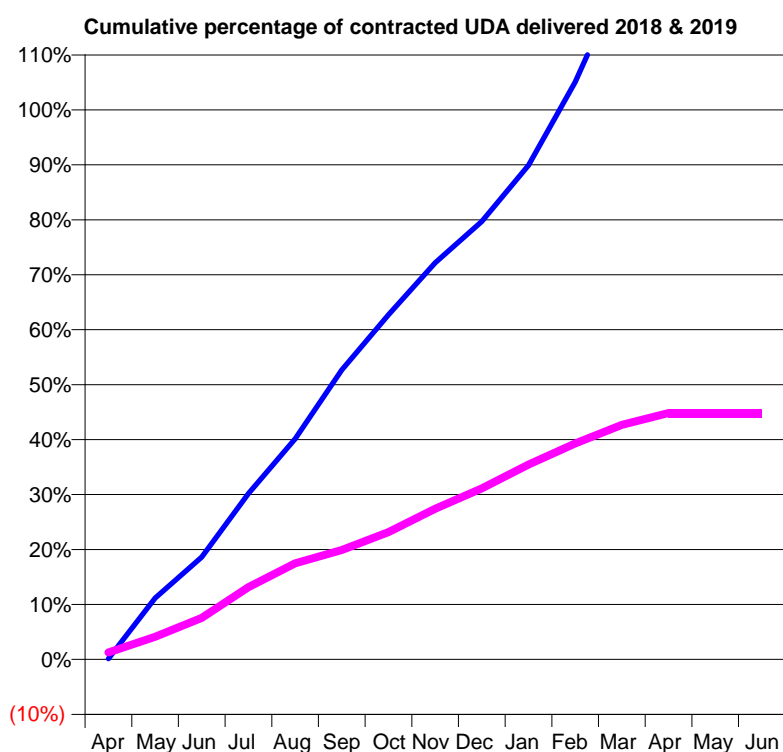
18/19 Contracted general activity (UDA)	6,000
Carry forward general activity (UDA)	0
18/19 Contracted orthodontic activity (UOA)	0
Carry forward orthodontic activity (UOA)	0
Baseline contract value	£0.00

ACCESS*

Patients seen in 24 months	Total	Change since previous quarter
Quarter ending March 2018	1,098	
Quarter ending June 2018	1,329	↑
Quarter ending September 2018	1,322	→
Quarter ending December 2018	1,300	↓
Quarter ending March 2019	1,092	↓
Variance since March 2018	(0.5%)	→



ACTIVITY



Month	Adjusted Scheduled Activity (UDA)	
	2018	2019
April	4	77
May	336	247
June	558	453
July	906	789
August	1,205	1,049
September	1,580	1,195
October	1,882	1,389
November	2,165	1,645
December	2,391	1,867
January	2,698	2,127
February	3,153	2,358
March	3,711	2,560
April	3,903	2,689
May	3,924	2,689
June	3,925	2,689

QUALITY

	Quantity	Base Number	Contract	AT	Region	England
% of FP17s for the same patient ID Re-attending within 3 months - Children	56	625	9.0%	11.4%	11.3%	11.8%
% of FP17s for the same patient ID Re-attending within 3 months - Adults	78	894	8.7%	14.9%	15.4%	15.7%
% of FP17s for the same patient ID Re-attending between 3 & 9 months - Children	193	625	30.9%	58.4%	61.3%	58.9%
% of FP17s for the same patient ID Re-attending between 3 & 9 months - Adults	276	894	30.9%	49.0%	52.1%	50.8%
% of FP17s for Band 1 Urgent Courses	258	1,500	17.2%	9.7%	9.5%	9.1%
% of FP17s Relating to Free Repair or Replacements	4	1,500	0.3%	0.7%	0.6%	0.8%
% of FP17s Relating to Continuations	12	1,500	0.8%	0.6%	0.8%	0.9%
% of Patients satisfied with the dentistry they have received	0	0	N/A	92.3%	92.4%	92.5%
% of Patients satisfied with the time they had to wait for an appointment	0	0	N/A	84.2%	86.3%	87.0%

* This is based on patients treated on this contract for their most recent course of treatment. Figures in italics indicate the base number of FP17s or Patient Questionnaire responses are less than 100. N/A is shown where the base number of responses is less than 10 during the period. % is calculated as Quantity/Base number*100

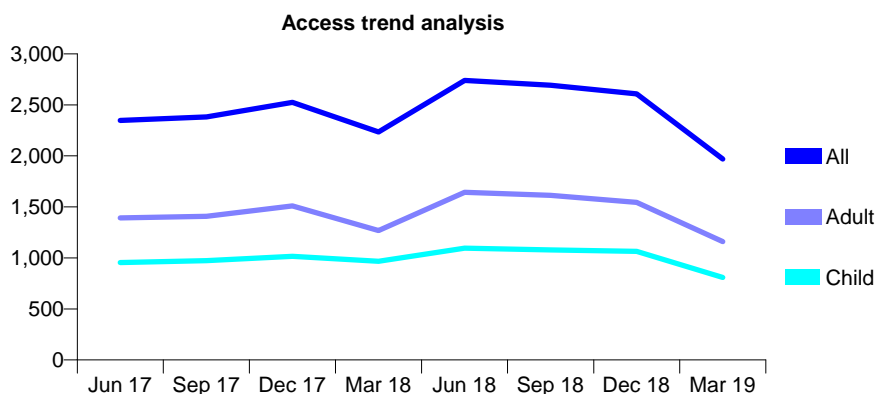
Q69 - Vital Signs At a Glance Contract Report for 154601/0010 - Year end March 2019

Name or company name	Oxfordshire Priority Dental Service
Contract type name	PDS Contract
Purpose of contract	General
Contract start date	01/04/2006
Contract end date	31/03/2021

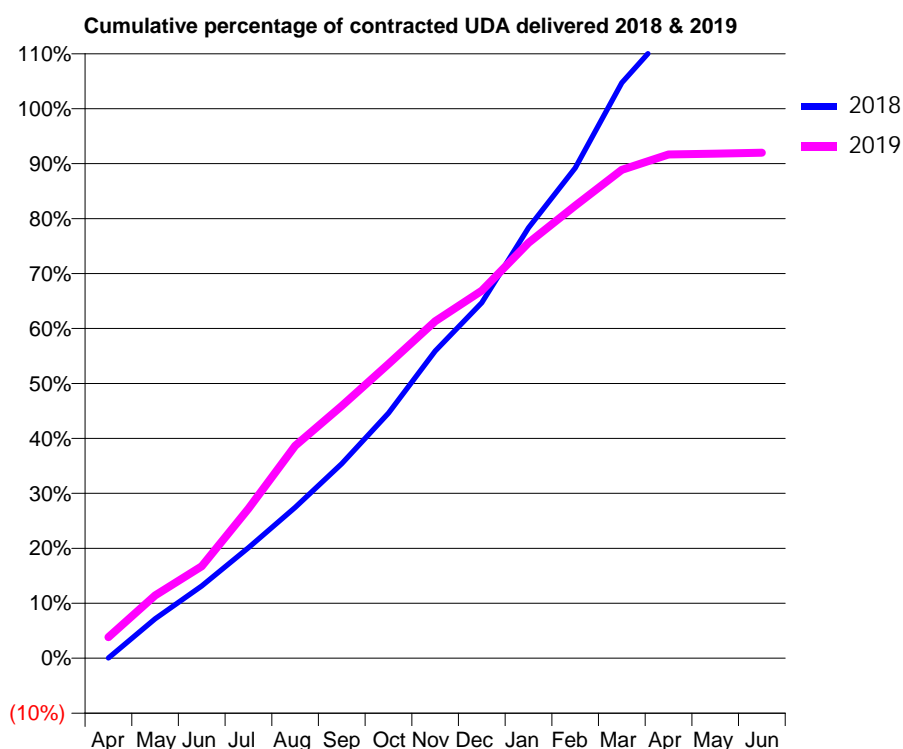
18/19 Contracted general activity (UDA)	5,900
Carry forward general activity (UDA)	0
18/19 Contracted orthodontic activity (UOA)	0
Carry forward orthodontic activity (UOA)	0
Baseline contract value	£0.00

ACCESS*

Patients seen in 24 months	Total	Change since previous quarter
Quarter ending March 2018	2,235	
Quarter ending June 2018	2,739	↑
Quarter ending September 2018	2,692	↓
Quarter ending December 2018	2,609	↓
Quarter ending March 2019	1,969	↓
Variance since March 2018	(11.9%)	↓



ACTIVITY



Month	2018	2019
April	2	227
May	425	675
June	777	987
July	1,186	1,605
August	1,621	2,282
September	2,089	2,709
October	2,632	3,160
November	3,298	3,617
December	3,818	3,945
January	4,621	4,459
February	5,264	4,858
March	6,177	5,244
April	6,740	5,408
May	6,773	5,417
June	6,773	5,427

QUALITY

	Quantity	Base Number	Contract	AT	Region	England
% of FP17s for the same patient ID Re-attending within 3 months - Children	147	1,413	10.4%	11.4%	11.3%	11.8%
% of FP17s for the same patient ID Re-attending within 3 months - Adults	137	1,629	8.4%	14.9%	15.4%	15.7%
% of FP17s for the same patient ID Re-attending between 3 & 9 months - Children	422	1,413	29.9%	58.4%	61.3%	58.9%
% of FP17s for the same patient ID Re-attending between 3 & 9 months - Adults	330	1,629	20.3%	49.0%	52.1%	50.8%
% of FP17s for Band 1 Urgent Courses	447	2,828	15.8%	9.7%	9.5%	9.1%
% of FP17s Relating to Free Repair or Replacements	0	2,828	0.0%	0.7%	0.6%	0.8%
% of FP17s Relating to Continuations	31	2,828	1.1%	0.6%	0.8%	0.9%
% of Patients satisfied with the dentistry they have received	0	0	N/A	92.3%	92.4%	92.5%
% of Patients satisfied with the time they had to wait for an appointment	0	0	N/A	84.2%	86.3%	87.0%

* This is based on patients treated on this contract for their most recent course of treatment.

Figures in italics indicate the base number of FP17s or Patient Questionnaire responses are less than 100. N/A is shown where the base number of responses is less than 10 during the period. % is calculated as Quantity/Base number*100

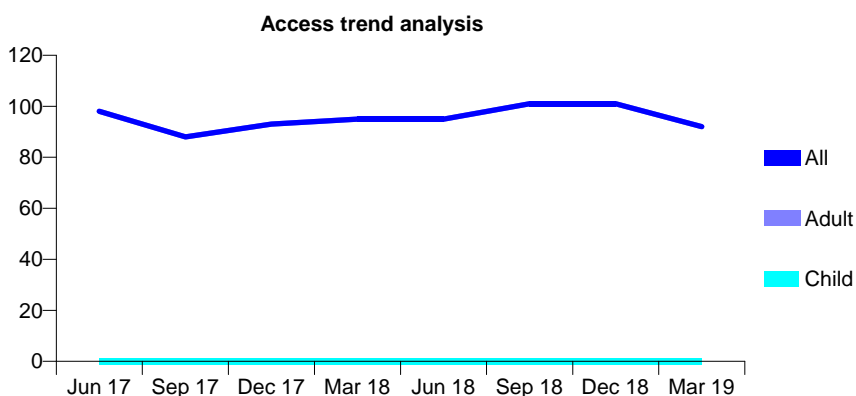
Q69 - Vital Signs At a Glance Contract Report for 154601/0012 - Year end March 2019

Name or company name	Oxfordshire Priority Dental Service
Contract type name	PDS Contract
Purpose of contract	General
Contract start date	01/04/2006
Contract end date	31/03/2021

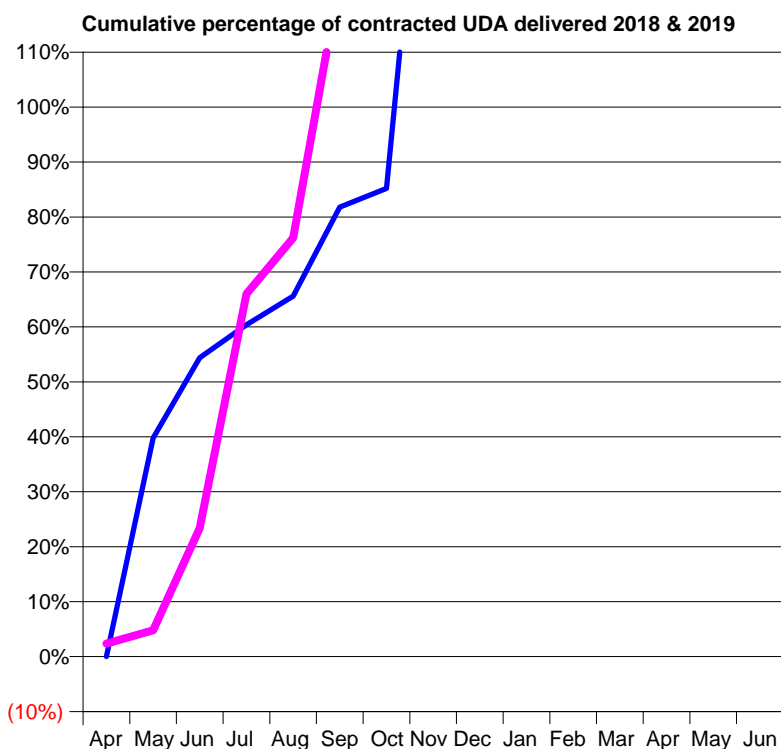
18/19 Contracted general activity (UDA)	100
Carry forward general activity (UDA)	0
18/19 Contracted orthodontic activity (UOA)	0
Carry forward orthodontic activity (UOA)	0
Baseline contract value	£0.00

ACCESS*

Patients seen in 24 months	Total	Change since previous quarter
Quarter ending March 2018	95	
Quarter ending June 2018	95	→
Quarter ending September 2018	101	↑
Quarter ending December 2018	101	→
Quarter ending March 2019	92	↓
Variance since March 2018	(3.2%)	↓



ACTIVITY



Month	Adjusted Scheduled Activity (UDA)	
	2018	2019
April	0	2
May	40	5
June	54	23
July	60	66
August	66	76
September	82	123
October	85	150
November	171	240
December	177	246
January	220	287
February	230	298
March	251	315
April	255	315
May	255	317
June	255	317

QUALITY

	Quantity	Base Number	Contract	AT	Region	England
% of FP17s for the same patient ID Re-attending within 3 months - Children	0	0	N/A	11.4%	11.3%	11.8%
% of FP17s for the same patient ID Re-attending within 3 months - Adults	25	101	24.8%	14.9%	15.4%	15.7%
% of FP17s for the same patient ID Re-attending between 3 & 9 months - Children	0	0	N/A	58.4%	61.3%	58.9%
% of FP17s for the same patient ID Re-attending between 3 & 9 months - Adults	16	101	15.8%	49.0%	52.1%	50.8%
% of FP17s for Band 1 Urgent Courses	32	101	31.7%	9.7%	9.5%	9.1%
% of FP17s Relating to Free Repair or Replacements	0	101	0.0%	0.7%	0.6%	0.8%
% of FP17s Relating to Continuations	0	101	0.0%	0.6%	0.8%	0.9%
% of Patients satisfied with the dentistry they have received	0	0	N/A	92.3%	92.4%	92.5%
% of Patients satisfied with the time they had to wait for an appointment	0	0	N/A	84.2%	86.3%	87.0%

* This is based on patients treated on this contract for their most recent course of treatment. Figures in italics indicate the base number of FP17s or Patient Questionnaire responses are less than 100. N/A is shown where the base number of responses is less than 10 during the period. % is calculated as Quantity/Base number*100

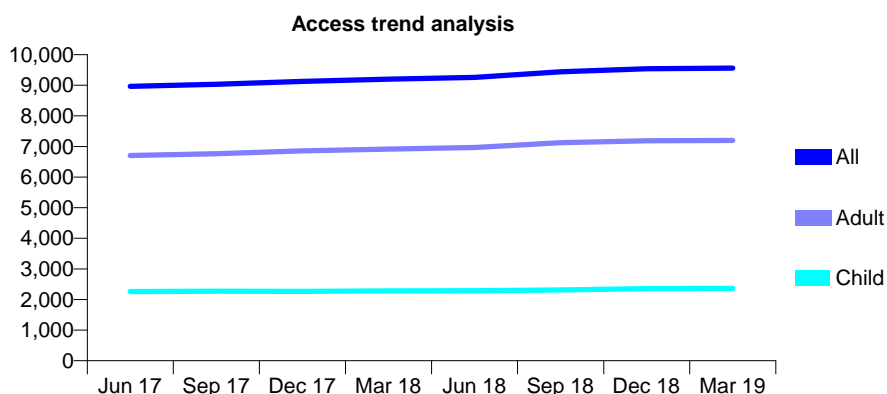
Q69 - Vital Signs At a Glance Contract Report for 155713/0001 - Year end March 2019

Name or company name	NIGHTINGALE COTTAGE DENTAL PRAC
Contract type name	GDS Contract
Purpose of contract	General
Contract start date	01/04/2013
Contract end date	

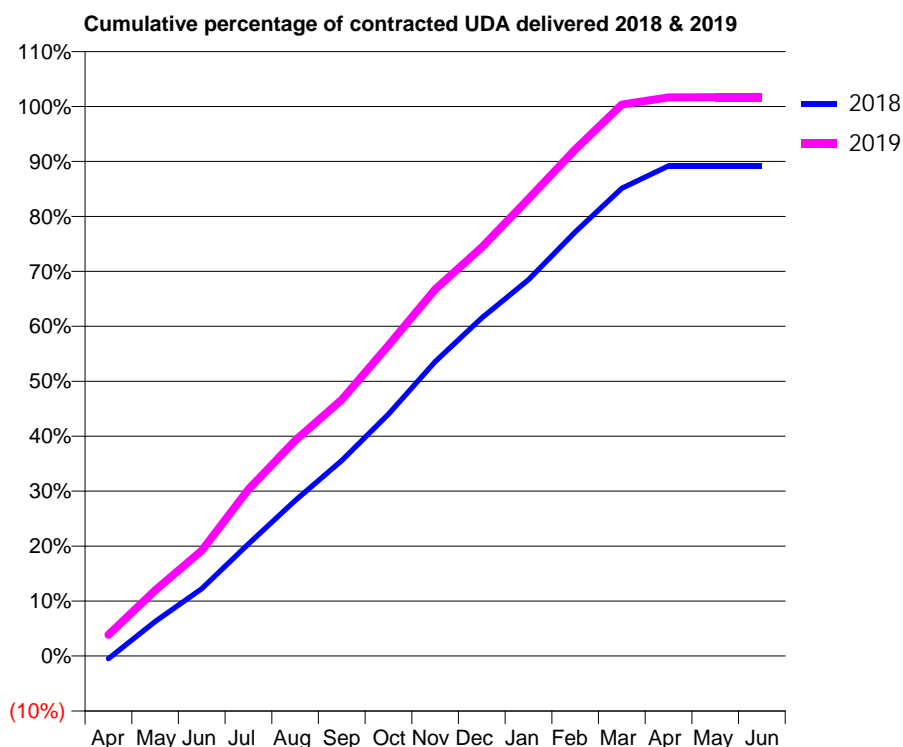
18/19 Contracted general activity (UDA)	24,761
Carry forward general activity (UDA)	0
18/19 Contracted orthodontic activity (UOA)	0
Carry forward orthodontic activity (UOA)	0
Baseline contract value	£563,798.14

ACCESS*

Patients seen in 24 months	Total	Change since previous quarter
Quarter ending March 2018	9,199	
Quarter ending June 2018	9,259	→
Quarter ending September 2018	9,441	→
Quarter ending December 2018	9,541	→
Quarter ending March 2019	9,561	→
Variance since March 2018	3.9%	↑



ACTIVITY



Month	Adjusted Scheduled Activity (UDA)	
	2018	2019
April	-126	956
May	1,553	2,960
June	3,034	4,748
July	5,049	7,516
August	7,003	9,716
September	8,804	11,545
October	10,896	14,001
November	13,264	16,528
December	15,238	18,414
January	16,959	20,603
February	19,102	22,826
March	21,074	24,844
April	22,085	25,165
May	22,088	25,175
June	22,088	25,176

QUALITY

	Quantity	Base Number	Contract	AT	Region	England
% of FP17s for the same patient ID Re-attending within 3 months - Children	189	3,305	5.7%	11.4%	11.3%	11.8%
% of FP17s for the same patient ID Re-attending within 3 months - Adults	1,020	9,342	10.9%	14.9%	15.4%	15.7%
% of FP17s for the same patient ID Re-attending between 3 & 9 months - Children	1,950	3,305	59.0%	58.4%	61.3%	58.9%
% of FP17s for the same patient ID Re-attending between 3 & 9 months - Adults	5,005	9,342	53.6%	49.0%	52.1%	50.8%
% of FP17s for Band 1 Urgent Courses	704	12,344	5.7%	9.7%	9.5%	9.1%
% of FP17s Relating to Free Repair or Replacements	65	12,344	0.5%	0.7%	0.6%	0.8%
% of FP17s Relating to Continuations	71	12,344	0.6%	0.6%	0.8%	0.9%
% of Patients satisfied with the dentistry they have received	5	5	N/A	92.3%	92.4%	92.5%
% of Patients satisfied with the time they had to wait for an appointment	4	5	N/A	84.2%	86.3%	87.0%

* This is based on patients treated on this contract for their most recent course of treatment. Figures in italics indicate the base number of FP17s or Patient Questionnaire responses are less than 100. N/A is shown where the base number of responses is less than 10 during the period. % is calculated as Quantity/Base number*100

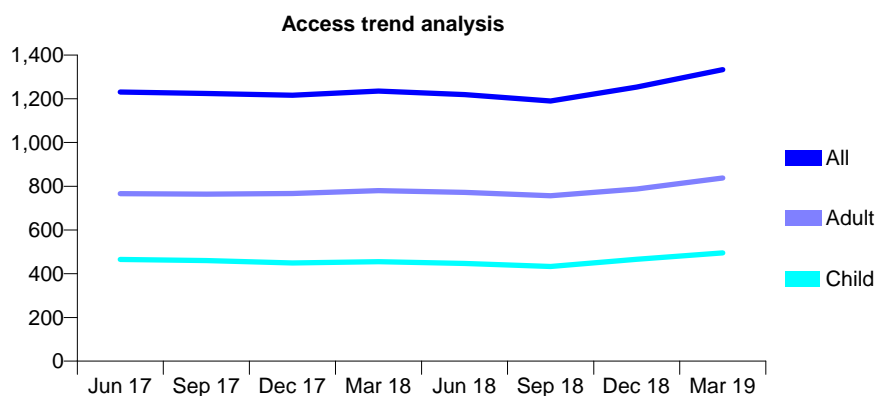
Q69 - Vital Signs At a Glance Contract Report for 156043/0001 - Year end March 2019

Name or company name	Burghfield Dental Care Limited
Contract type name	GDS Contract
Purpose of contract	General
Contract start date	01/01/2013
Contract end date	

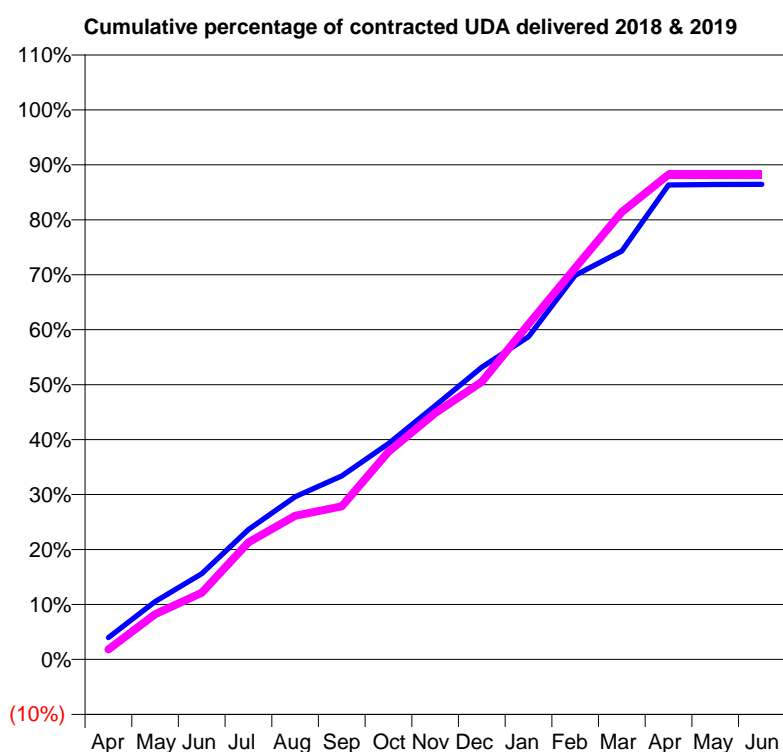
18/19 Contracted general activity (UDA)	3,945
Carry forward general activity (UDA)	0
18/19 Contracted orthodontic activity (UOA)	0
Carry forward orthodontic activity (UOA)	0
Baseline contract value	£92,769.54

ACCESS*

Patients seen in 24 months	Total	Change since previous quarter
Quarter ending March 2018	1,235	
Quarter ending June 2018	1,219	↓
Quarter ending September 2018	1,190	↓
Quarter ending December 2018	1,253	↑
Quarter ending March 2019	1,333	↑
Variance since March 2018	7.9%	↑



ACTIVITY



Month	2018	2019
April	157	72
May	415	325
June	615	479
July	932	841
August	1,168	1,032
September	1,318	1,099
October	1,550	1,491
November	1,821	1,769
December	2,097	1,993
January	2,316	2,406
February	2,758	2,810
March	2,931	3,211
April	3,405	3,480
May	3,409	3,480
June	3,410	3,480

QUALITY

	Quantity	Base Number	Contract	AT	Region	England
% of FP17s for the same patient ID Re-attending within 3 months - Children	57	823	6.9%	11.4%	11.3%	11.8%
% of FP17s for the same patient ID Re-attending within 3 months - Adults	108	1,194	9.0%	14.9%	15.4%	15.7%
% of FP17s for the same patient ID Re-attending between 3 & 9 months - Children	499	823	60.6%	58.4%	61.3%	58.9%
% of FP17s for the same patient ID Re-attending between 3 & 9 months - Adults	734	1,194	61.5%	49.0%	52.1%	50.8%
% of FP17s for Band 1 Urgent Courses	101	1,916	5.3%	9.7%	9.5%	9.1%
% of FP17s Relating to Free Repair or Replacements	3	1,916	0.2%	0.7%	0.6%	0.8%
% of FP17s Relating to Continuations	0	1,916	0.0%	0.6%	0.8%	0.9%
% of Patients satisfied with the dentistry they have received	0	0	N/A	92.3%	92.4%	92.5%
% of Patients satisfied with the time they had to wait for an appointment	0	0	N/A	84.2%	86.3%	87.0%

* This is based on patients treated on this contract for their most recent course of treatment. Figures in italics indicate the base number of FP17s or Patient Questionnaire responses are less than 100. N/A is shown where the base number of responses is less than 10 during the period. % is calculated as Quantity/Base number*100

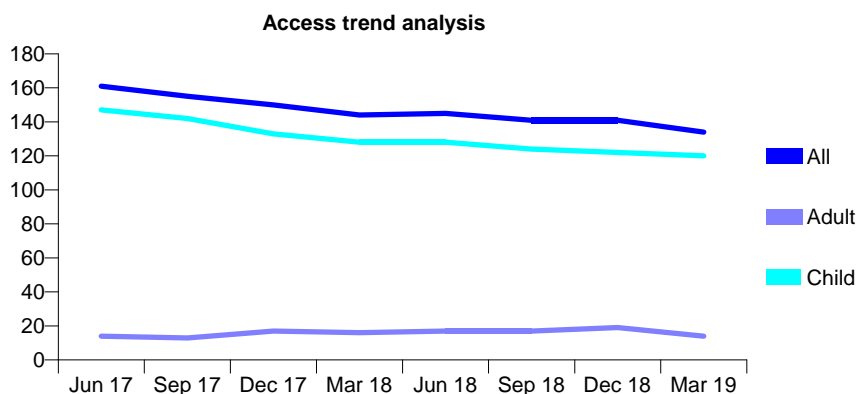
Q69 - Vital Signs At a Glance Contract Report for 157651/0001 - Year end March 2019

Name or company name	Chesham Dental Care
Contract type name	GDS Contract
Purpose of contract	General
Contract start date	01/04/2011
Contract end date	

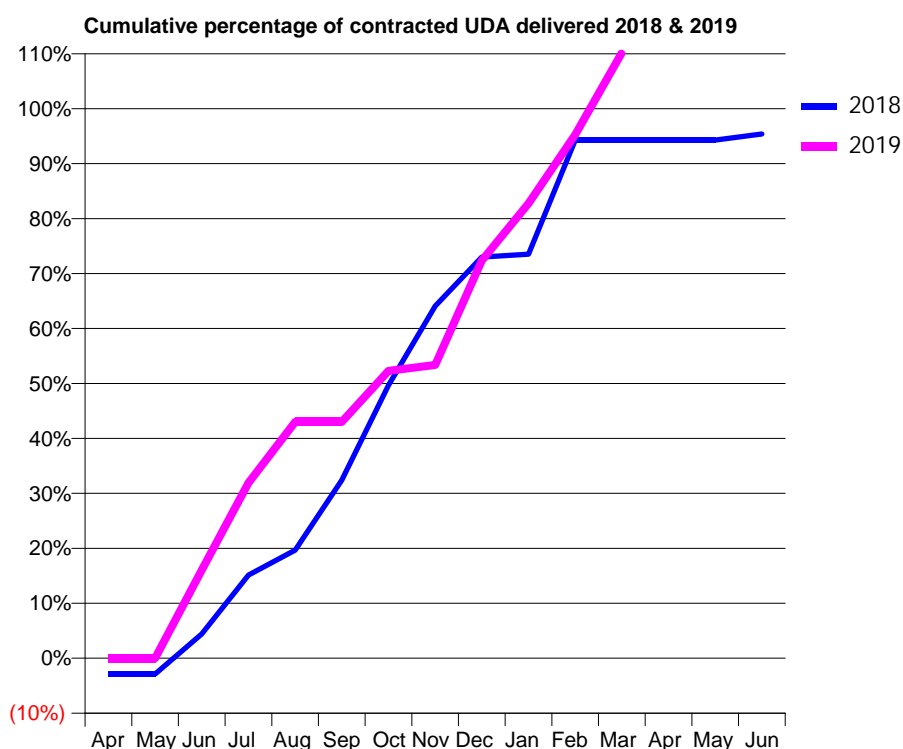
18/19 Contracted general activity (UDA)	550
Carry forward general activity (UDA)	0
18/19 Contracted orthodontic activity (UOA)	0
Carry forward orthodontic activity (UOA)	0
Baseline contract value	£14,096.46

ACCESS*

Patients seen in 24 months	Total	Change since previous quarter
Quarter ending March 2018	144	
Quarter ending June 2018	145	→
Quarter ending September 2018	141	↓
Quarter ending December 2018	141	→
Quarter ending March 2019	134	↓
Variance since March 2018	(6.9%)	↓



ACTIVITY



Month	Adjusted Scheduled Activity (UDA)	
	2018	2019
April	-16	0
May	-16	0
June	24	88
July	83	175
August	108	236
September	178	236
October	273	288
November	352	294
December	401	398
January	404	455
February	519	524
March	519	606
April	519	609
May	519	609
June	525	609

QUALITY

	Quantity	Base Number	Contract	AT	Region	England
% of FP17s for the same patient ID Re-attending within 3 months - Children	63	283	22.3%	11.4%	11.3%	11.8%
% of FP17s for the same patient ID Re-attending within 3 months - Adults	1	12	8.3%	14.9%	15.4%	15.7%
% of FP17s for the same patient ID Re-attending between 3 & 9 months - Children	169	283	59.7%	58.4%	61.3%	58.9%
% of FP17s for the same patient ID Re-attending between 3 & 9 months - Adults	9	12	75.0%	49.0%	52.1%	50.8%
% of FP17s for Band 1 Urgent Courses	5	247	2.0%	9.7%	9.5%	9.1%
% of FP17s Relating to Free Repair or Replacements	0	247	0.0%	0.7%	0.6%	0.8%
% of FP17s Relating to Continuations	0	247	0.0%	0.6%	0.8%	0.9%
% of Patients satisfied with the dentistry they have received	0	0	N/A	92.3%	92.4%	92.5%
% of Patients satisfied with the time they had to wait for an appointment	0	0	N/A	84.2%	86.3%	87.0%

* This is based on patients treated on this contract for their most recent course of treatment.

Figures in italics indicate the base number of FP17s or Patient Questionnaire responses are less than 100. N/A is shown where the base number of responses is less than 10 during the period. % is calculated as Quantity/Base number*100

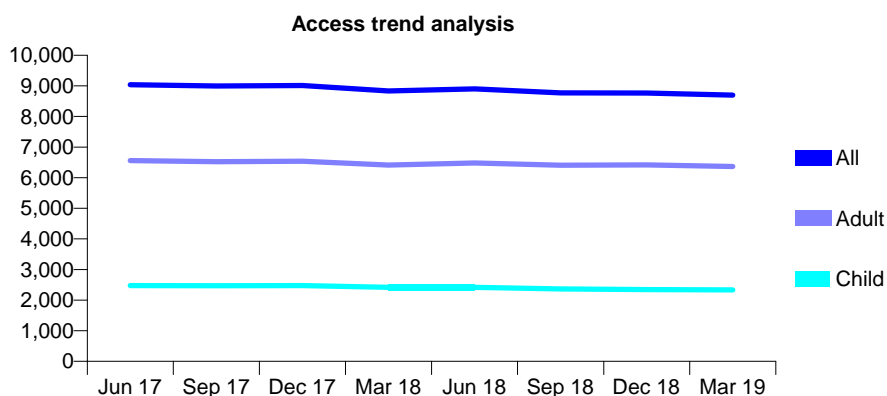
Q69 - Vital Signs At a Glance Contract Report for 157678/0001 - Year end March 2019

Name or company name	PEACHCROFT DENTAL PRACTICE
Contract type name	GDS Contract
Purpose of contract	General
Contract start date	01/04/2011
Contract end date	

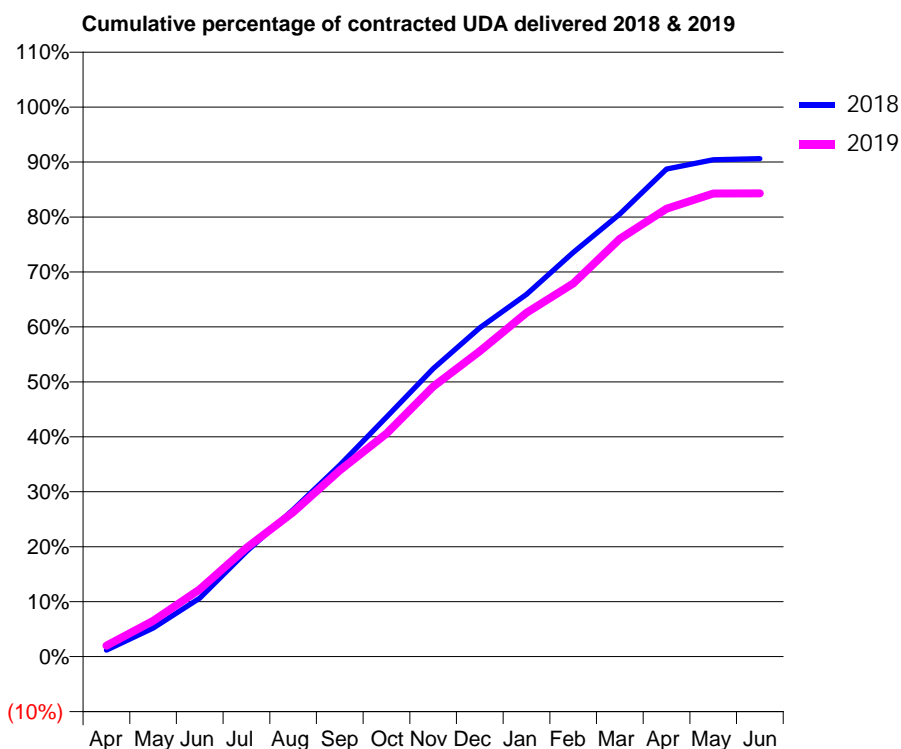
18/19 Contracted general activity (UDA)	26,527
Carry forward general activity (UDA)	0
18/19 Contracted orthodontic activity (UOA)	0
Carry forward orthodontic activity (UOA)	0
Baseline contract value	£556,009.27

ACCESS*

Patients seen in 24 months	Total	Change since previous quarter
Quarter ending March 2018	8,834	
Quarter ending June 2018	8,898	→
Quarter ending September 2018	8,775	↓
Quarter ending December 2018	8,766	→
Quarter ending March 2019	8,701	→
Variance since March 2018	(1.5%)	↓



ACTIVITY



Month	Adjusted Scheduled Activity (UDA)	
	2018	2019
April	315	534
May	1,380	1,726
June	2,824	3,247
July	5,068	5,251
August	7,095	6,975
September	9,241	8,989
October	11,557	10,767
November	13,903	13,042
December	15,874	14,744
January	17,489	16,601
February	19,508	18,017
March	21,362	20,167
April	23,539	21,619
May	23,980	22,354
June	24,040	22,358

QUALITY

	Quantity	Base Number	Contract	AT	Region	England
% of FP17s for the same patient ID Re-attending within 3 months - Children	212	3,366	6.3%	11.4%	11.3%	11.8%
% of FP17s for the same patient ID Re-attending within 3 months - Adults	1,030	8,551	12.0%	14.9%	15.4%	15.7%
% of FP17s for the same patient ID Re-attending between 3 & 9 months - Children	2,099	3,366	62.4%	58.4%	61.3%	58.9%
% of FP17s for the same patient ID Re-attending between 3 & 9 months - Adults	4,978	8,551	58.2%	49.0%	52.1%	50.8%
% of FP17s for Band 1 Urgent Courses	1,355	11,628	11.7%	9.7%	9.5%	9.1%
% of FP17s Relating to Free Repair or Replacements	18	11,628	0.2%	0.7%	0.6%	0.8%
% of FP17s Relating to Continuations	40	11,628	0.3%	0.6%	0.8%	0.9%
% of Patients satisfied with the dentistry they have received	2	2	N/A	92.3%	92.4%	92.5%
% of Patients satisfied with the time they had to wait for an appointment	2	2	N/A	84.2%	86.3%	87.0%

* This is based on patients treated on this contract for their most recent course of treatment. Figures in italics indicate the base number of FP17s or Patient Questionnaire responses are less than 100. N/A is shown where the base number of responses is less than 10 during the period. % is calculated as Quantity/Base number*100

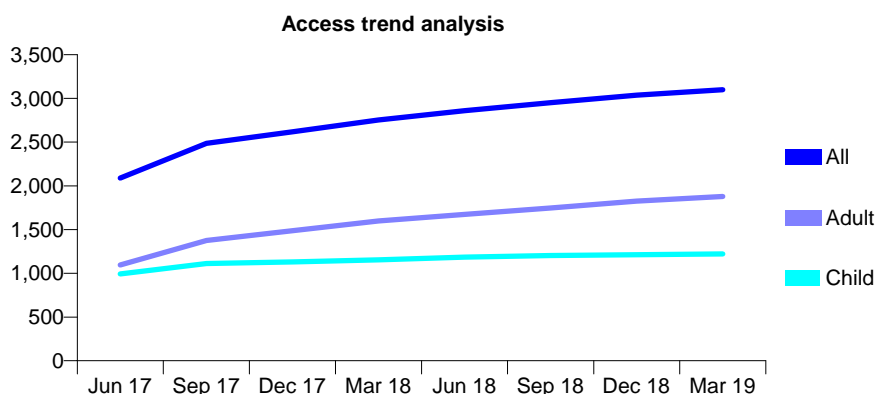
Q69 - Vital Signs At a Glance Contract Report for 159115/0001 - Year end March 2019

Name or company name	The Dental Centre Ltd
Contract type name	GDS Contract
Purpose of contract	General
Contract start date	15/12/2007
Contract end date	

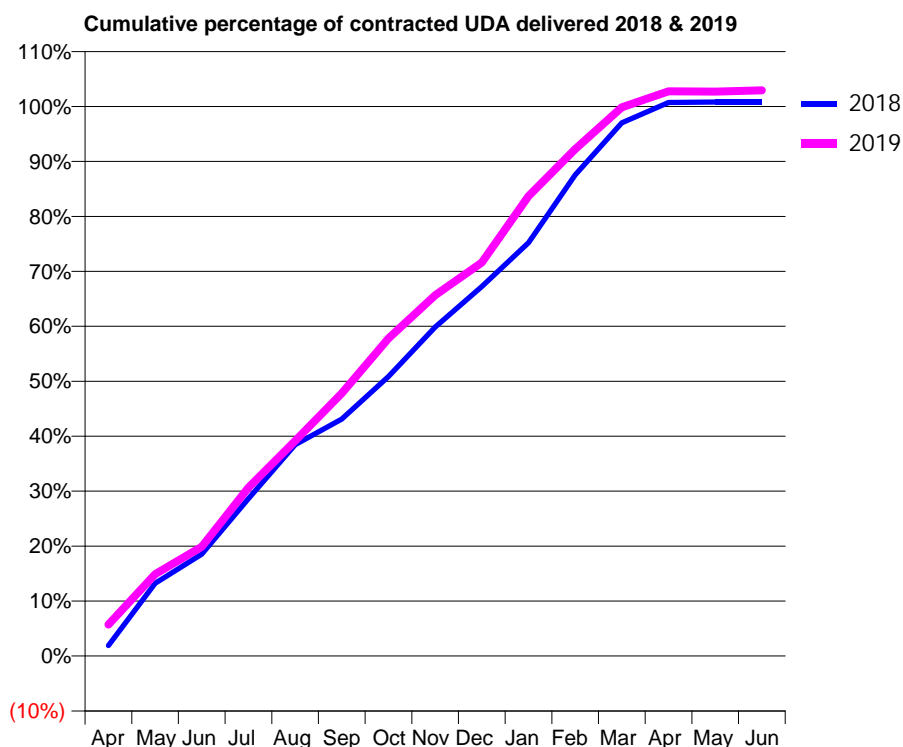
18/19 Contracted general activity (UDA)	8,160
Carry forward general activity (UDA)	-66
18/19 Contracted orthodontic activity (UOA)	0
Carry forward orthodontic activity (UOA)	0
Baseline contract value	£229,364.21

ACCESS*

Patients seen in 24 months	Total	Change since previous quarter
Quarter ending March 2018	2,753	
Quarter ending June 2018	2,860	↑
Quarter ending September 2018	2,950	↑
Quarter ending December 2018	3,037	↑
Quarter ending March 2019	3,100	↑
Variance since March 2018	12.6%	↑



ACTIVITY



Month	Adjusted Scheduled Activity (UDA)	
	2018	2019
April	155	468
May	1,080	1,214
June	1,514	1,623
July	2,337	2,501
August	3,137	3,195
September	3,517	3,900
October	4,149	4,717
November	4,884	5,358
December	5,485	5,843
January	6,138	6,829
February	7,146	7,528
March	7,918	8,147
April	8,218	8,386
May	8,225	8,382
June	8,226	8,399

QUALITY

	Quantity	Base Number	Contract	AT	Region	England
% of FP17s for the same patient ID Re-attending within 3 months - Children	208	2,012	10.3%	11.4%	11.3%	11.8%
% of FP17s for the same patient ID Re-attending within 3 months - Adults	297	2,375	12.5%	14.9%	15.4%	15.7%
% of FP17s for the same patient ID Re-attending between 3 & 9 months - Children	1,263	2,012	62.8%	58.4%	61.3%	58.9%
% of FP17s for the same patient ID Re-attending between 3 & 9 months - Adults	1,275	2,375	53.7%	49.0%	52.1%	50.8%
% of FP17s for Band 1 Urgent Courses	296	4,346	6.8%	9.7%	9.5%	9.1%
% of FP17s Relating to Free Repair or Replacements	18	4,346	0.4%	0.7%	0.6%	0.8%
% of FP17s Relating to Continuations	20	4,346	0.5%	0.6%	0.8%	0.9%
% of Patients satisfied with the dentistry they have received	0	1	N/A	92.3%	92.4%	92.5%
% of Patients satisfied with the time they had to wait for an appointment	1	1	N/A	84.2%	86.3%	87.0%

* This is based on patients treated on this contract for their most recent course of treatment. Figures in italics indicate the base number of FP17s or Patient Questionnaire responses are less than 100. N/A is shown where the base number of responses is less than 10 during the period. % is calculated as Quantity/Base number*100

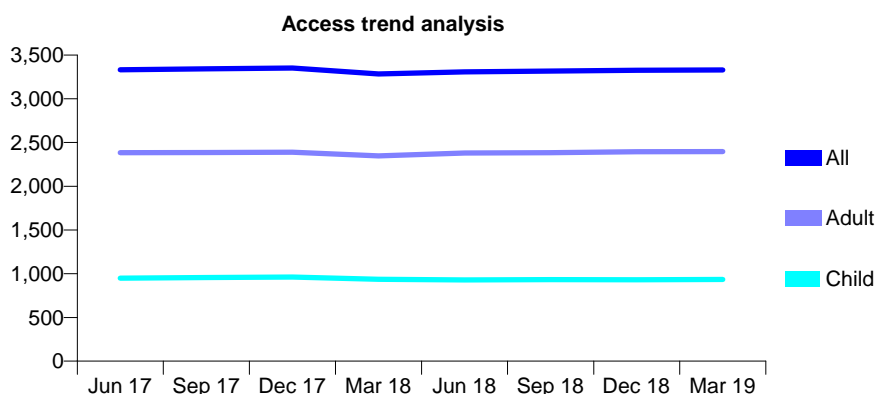
Q69 - Vital Signs At a Glance Contract Report for 159115/0004 - Year end March 2019

Name or company name	The Dental Centre Ltd
Contract type name	GDS Contract
Purpose of contract	General
Contract start date	01/04/2008
Contract end date	

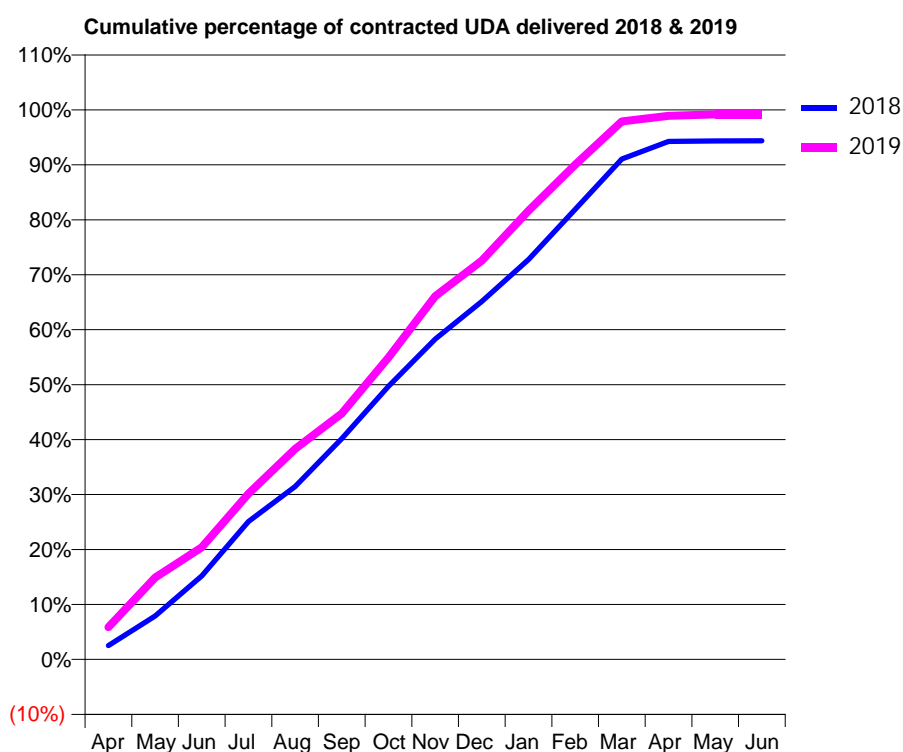
18/19 Contracted general activity (UDA)	12,449
Carry forward general activity (UDA)	0
18/19 Contracted orthodontic activity (UOA)	0
Carry forward orthodontic activity (UOA)	0
Baseline contract value	£361,479.05

ACCESS*

Patients seen in 24 months	Total	Change since previous quarter
Quarter ending March 2018	3,284	
Quarter ending June 2018	3,308	→
Quarter ending September 2018	3,316	→
Quarter ending December 2018	3,326	→
Quarter ending March 2019	3,330	→
Variance since March 2018	1.4%	→



ACTIVITY



Month	Adjusted Scheduled Activity (UDA)	
	2018	2019
April	314	730
May	988	1,858
June	1,890	2,538
July	3,126	3,753
August	3,917	4,769
September	5,002	5,573
October	6,186	6,839
November	7,254	8,226
December	8,109	9,036
January	9,059	10,165
February	10,196	11,206
March	11,333	12,188
April	11,731	12,314
May	11,744	12,346
June	11,746	12,347

QUALITY

	Quantity	Base Number	Contract	AT	Region	England
% of FP17s for the same patient ID Re-attending within 3 months - Children	130	1,401	9.3%	11.4%	11.3%	11.8%
% of FP17s for the same patient ID Re-attending within 3 months - Adults	743	3,503	21.2%	14.9%	15.4%	15.7%
% of FP17s for the same patient ID Re-attending between 3 & 9 months - Children	818	1,401	58.4%	58.4%	61.3%	58.9%
% of FP17s for the same patient ID Re-attending between 3 & 9 months - Adults	1,746	3,503	49.8%	49.0%	52.1%	50.8%
% of FP17s for Band 1 Urgent Courses	532	4,808	11.1%	9.7%	9.5%	9.1%
% of FP17s Relating to Free Repair or Replacements	97	4,808	2.0%	0.7%	0.6%	0.8%
% of FP17s Relating to Continuations	35	4,808	0.7%	0.6%	0.8%	0.9%
% of Patients satisfied with the dentistry they have received	0	1	N/A	92.3%	92.4%	92.5%
% of Patients satisfied with the time they had to wait for an appointment	1	1	N/A	84.2%	86.3%	87.0%

* This is based on patients treated on this contract for their most recent course of treatment. Figures in italics indicate the base number of FP17s or Patient Questionnaire responses are less than 100. N/A is shown where the base number of responses is less than 10 during the period. % is calculated as Quantity/Base number*100

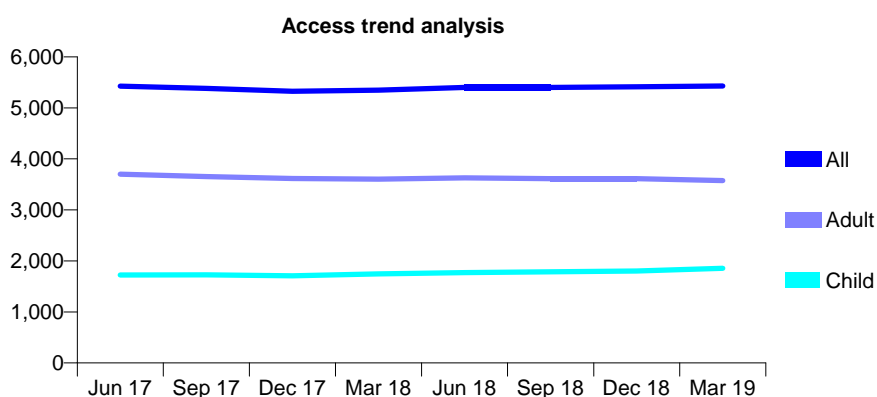
Q69 - Vital Signs At a Glance Contract Report for 162310/0001 - Year end March 2019

Name or company name	WILDRIDINGS LTD
Contract type name	GDS Contract
Purpose of contract	General
Contract start date	24/09/2012
Contract end date	

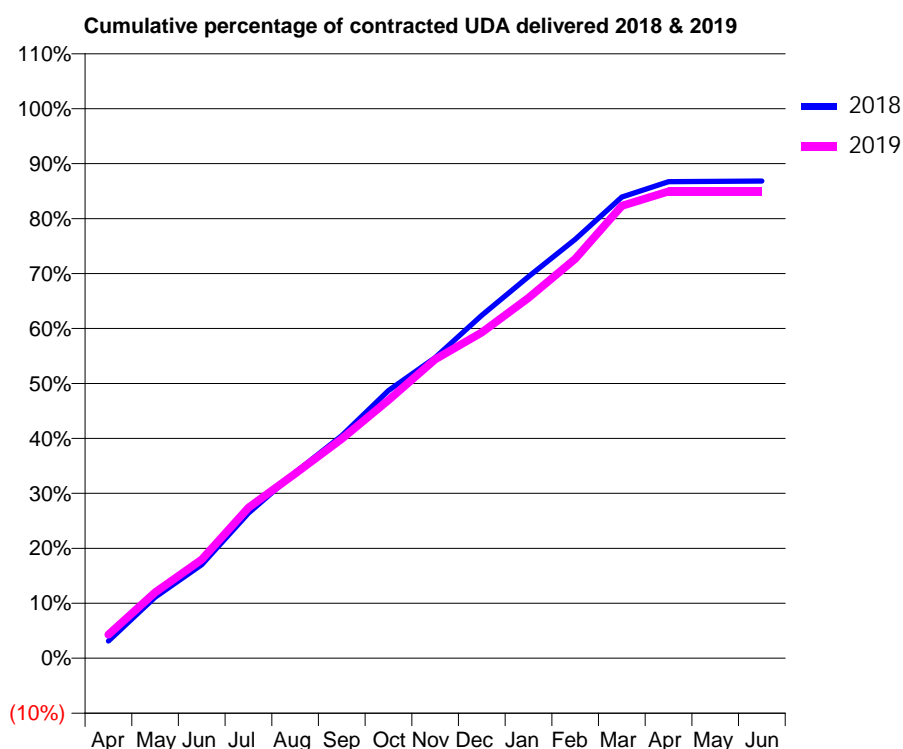
18/19 Contracted general activity (UDA)	17,822
Carry forward general activity (UDA)	0
18/19 Contracted orthodontic activity (UOA)	0
Carry forward orthodontic activity (UOA)	0
Baseline contract value	£488,953.24

ACCESS*

Patients seen in 24 months	Total	Change since previous quarter
Quarter ending March 2018	5,348	
Quarter ending June 2018	5,400	→
Quarter ending September 2018	5,400	→
Quarter ending December 2018	5,414	→
Quarter ending March 2019	5,428	→
Variance since March 2018	1.5%	→



ACTIVITY



Month	Adjusted Scheduled Activity (UDA)	
	2018	2019
April	560	767
May	1,977	2,141
June	3,032	3,203
July	4,707	4,880
August	6,023	5,989
September	7,217	7,111
October	8,683	8,369
November	9,750	9,692
December	11,120	10,566
January	12,374	11,684
February	13,585	12,951
March	14,958	14,667
April	15,456	15,133
May	15,465	15,135
June	15,471	15,138

QUALITY

	Quantity	Base Number	Contract	AT	Region	England
% of FP17s for the same patient ID Re-attending within 3 months - Children	171	2,490	6.9%	11.4%	11.3%	11.8%
% of FP17s for the same patient ID Re-attending within 3 months - Adults	709	4,384	16.2%	14.9%	15.4%	15.7%
% of FP17s for the same patient ID Re-attending between 3 & 9 months - Children	1,338	2,490	53.7%	58.4%	61.3%	58.9%
% of FP17s for the same patient ID Re-attending between 3 & 9 months - Adults	1,988	4,384	45.3%	49.0%	52.1%	50.8%
% of FP17s for Band 1 Urgent Courses	820	6,865	11.9%	9.7%	9.5%	9.1%
% of FP17s Relating to Free Repair or Replacements	38	6,865	0.6%	0.7%	0.6%	0.8%
% of FP17s Relating to Continuations	22	6,865	0.3%	0.6%	0.8%	0.9%
% of Patients satisfied with the dentistry they have received	2	2	N/A	92.3%	92.4%	92.5%
% of Patients satisfied with the time they had to wait for an appointment	2	2	N/A	84.2%	86.3%	87.0%

* This is based on patients treated on this contract for their most recent course of treatment.

Figures in italics indicate the base number of FP17s or Patient Questionnaire responses are less than 100. N/A is shown where the base number of responses is less than 10 during the period. % is calculated as Quantity/Base number*100

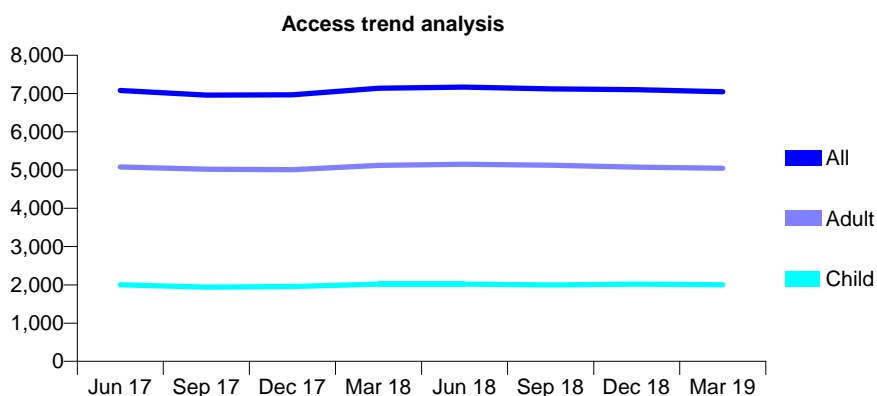
Q69 - Vital Signs At a Glance Contract Report for 162612/0001 - Year end March 2019

Name or company name	Facial Aesthetics Dental Centre Ltd
Contract type name	GDS Contract
Purpose of contract	General
Contract start date	01/04/2008
Contract end date	

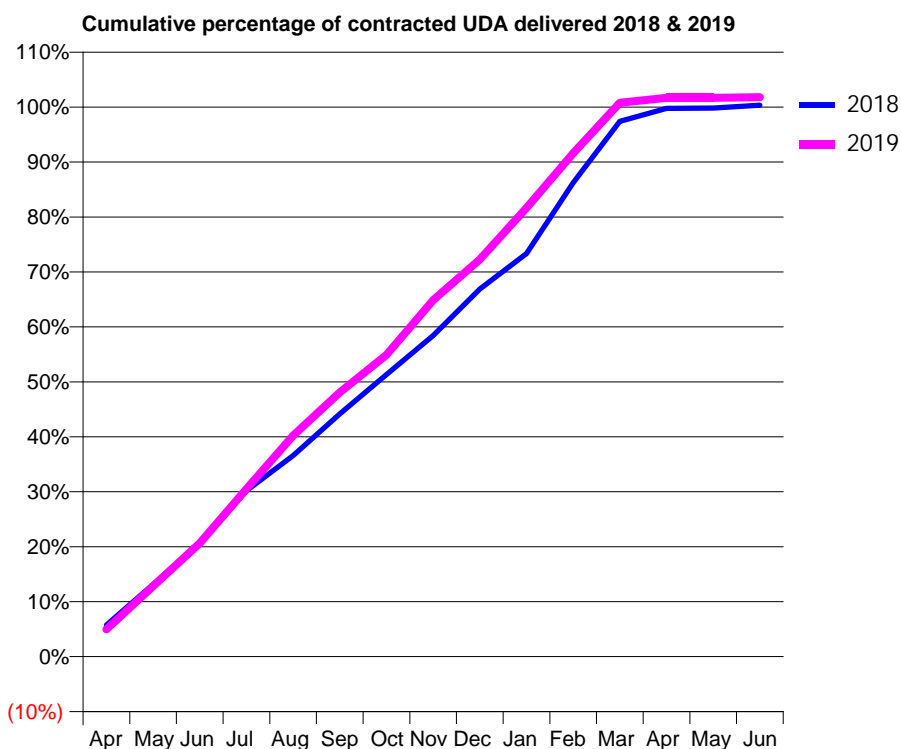
18/19 Contracted general activity (UDA)	15,974
Carry forward general activity (UDA)	-60
18/19 Contracted orthodontic activity (UOA)	0
Carry forward orthodontic activity (UOA)	0
Baseline contract value	£444,665.06

ACCESS*

Patients seen in 24 months	Total	Change since previous quarter
Quarter ending March 2018	7,136	
Quarter ending June 2018	7,167	→
Quarter ending September 2018	7,123	→
Quarter ending December 2018	7,098	→
Quarter ending March 2019	7,046	→
Variance since March 2018	(1.3%)	↓



ACTIVITY



Month	Adjusted Scheduled Activity (UDA)	
	2018	2019
April	1,012	792
May	2,309	2,050
June	3,625	3,295
July	5,308	4,876
August	6,432	6,425
September	7,761	7,676
October	9,022	8,769
November	10,268	10,363
December	11,748	11,543
January	12,887	13,040
February	15,151	14,632
March	17,114	16,096
April	17,528	16,242
May	17,541	16,245
June	17,631	16,261

QUALITY

	Quantity	Base Number	Contract	AT	Region	England
% of FP17s for the same patient ID Re-attending within 3 months - Children	212	3,098	6.8%	11.4%	11.3%	11.8%
% of FP17s for the same patient ID Re-attending within 3 months - Adults	1,071	6,533	16.4%	14.9%	15.4%	15.7%
% of FP17s for the same patient ID Re-attending between 3 & 9 months - Children	2,012	3,098	64.9%	58.4%	61.3%	58.9%
% of FP17s for the same patient ID Re-attending between 3 & 9 months - Adults	3,015	6,533	46.2%	49.0%	52.1%	50.8%
% of FP17s for Band 1 Urgent Courses	594	7,571	7.8%	9.7%	9.5%	9.1%
% of FP17s Relating to Free Repair or Replacements	113	7,571	1.5%	0.7%	0.6%	0.8%
% of FP17s Relating to Continuations	179	7,571	2.4%	0.6%	0.8%	0.9%
% of Patients satisfied with the dentistry they have received	4	6	N/A	92.3%	92.4%	92.5%
% of Patients satisfied with the time they had to wait for an appointment	3	6	N/A	84.2%	86.3%	87.0%

* This is based on patients treated on this contract for their most recent course of treatment. Figures in italics indicate the base number of FP17s or Patient Questionnaire responses are less than 100. N/A is shown where the base number of responses is less than 10 during the period. % is calculated as Quantity/Base number*100

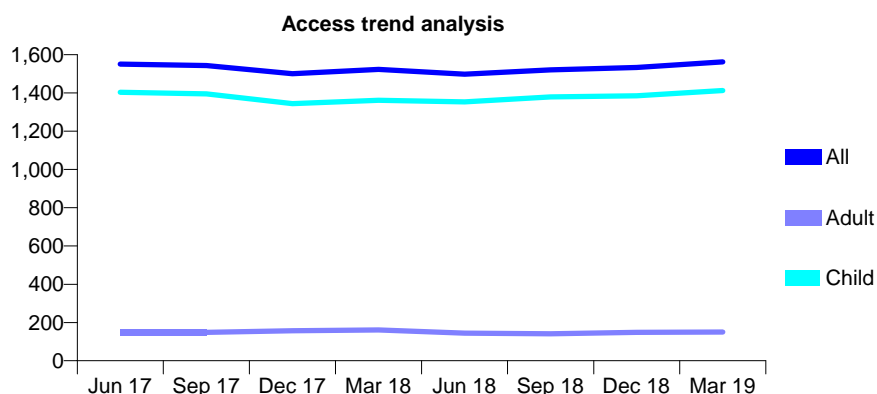
Q69 - Vital Signs At a Glance Contract Report for 163678/0001 - Year end March 2019

Name or company name	Oaktree Dental Practice
Contract type name	GDS Contract
Purpose of contract	General
Contract start date	02/06/2014
Contract end date	

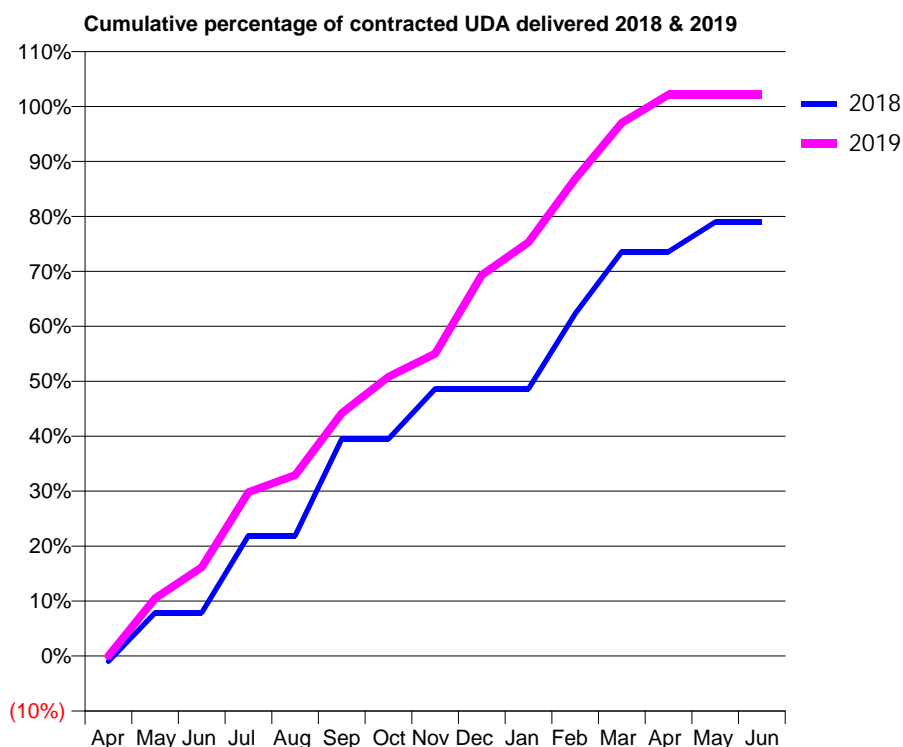
18/19 Contracted general activity (UDA)	2,944
Carry forward general activity (UDA)	0
18/19 Contracted orthodontic activity (UOA)	0
Carry forward orthodontic activity (UOA)	0
Baseline contract value	£53,541.22

ACCESS*

Patients seen in 24 months	Total	Change since previous quarter
Quarter ending March 2018	1,523	
Quarter ending June 2018	1,498	↓
Quarter ending September 2018	1,520	→
Quarter ending December 2018	1,533	→
Quarter ending March 2019	1,563	→
Variance since March 2018	2.6%	↑



ACTIVITY



Month	Adjusted Scheduled Activity (UDA)	
	2018	2019
April	-29	0
May	232	309
June	232	475
July	645	878
August	645	969
September	1,163	1,301
October	1,163	1,496
November	1,431	1,620
December	1,431	2,041
January	1,431	2,217
February	1,834	2,556
March	2,166	2,856
April	2,166	3,007
May	2,325	3,007
June	2,325	3,007

QUALITY

	Quantity	Base Number	Contract	AT	Region	England
% of FP17s for the same patient ID Re-attending within 3 months - Children	154	2,324	6.6%	11.4%	11.3%	11.8%
% of FP17s for the same patient ID Re-attending within 3 months - Adults	3	67	4.5%	14.9%	15.4%	15.7%
% of FP17s for the same patient ID Re-attending between 3 & 9 months - Children	1,448	2,324	62.3%	58.4%	61.3%	58.9%
% of FP17s for the same patient ID Re-attending between 3 & 9 months - Adults	37	67	55.2%	49.0%	52.1%	50.8%
% of FP17s for Band 1 Urgent Courses	75	2,392	3.1%	9.7%	9.5%	9.1%
% of FP17s Relating to Free Repair or Replacements	0	2,392	0.0%	0.7%	0.6%	0.8%
% of FP17s Relating to Continuations	29	2,392	1.2%	0.6%	0.8%	0.9%
% of Patients satisfied with the dentistry they have received	1	1	N/A	92.3%	92.4%	92.5%
% of Patients satisfied with the time they had to wait for an appointment	1	1	N/A	84.2%	86.3%	87.0%

* This is based on patients treated on this contract for their most recent course of treatment.

Figures in italics indicate the base number of FP17s or Patient Questionnaire responses are less than 100. N/A is shown where the base number of responses is less than 10 during the period. % is calculated as Quantity/Base number*100

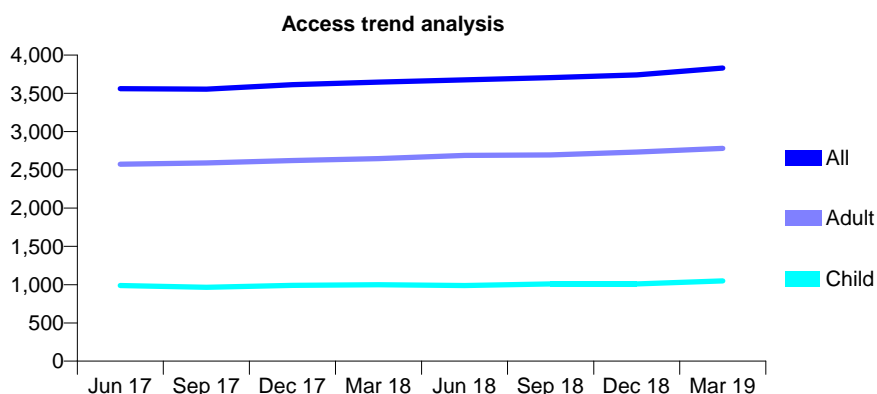
Q69 - Vital Signs At a Glance Contract Report for 164704/0001 - Year end March 2019

Name or company name	White Smiles Ltd
Contract type name	GDS Contract
Purpose of contract	General
Contract start date	15/03/2008
Contract end date	

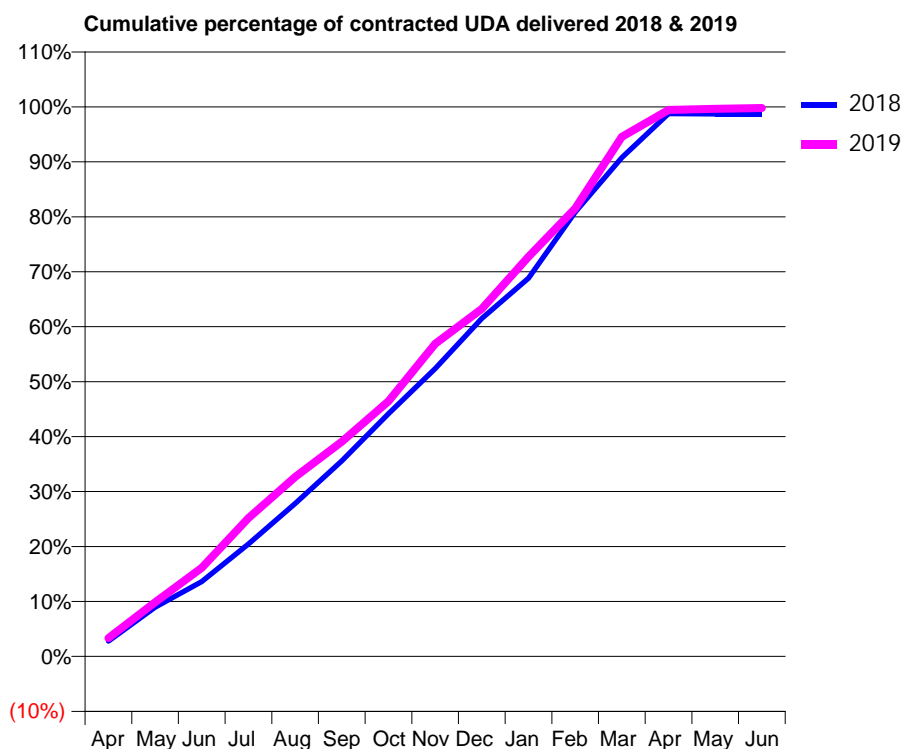
18/19 Contracted general activity (UDA)	11,033
Carry forward general activity (UDA)	141
18/19 Contracted orthodontic activity (UOA)	0
Carry forward orthodontic activity (UOA)	0
Baseline contract value	£321,746.85

ACCESS*

Patients seen in 24 months	Total	Change since previous quarter
Quarter ending March 2018	3,647	
Quarter ending June 2018	3,675	→
Quarter ending September 2018	3,705	→
Quarter ending December 2018	3,741	→
Quarter ending March 2019	3,830	↑
Variance since March 2018	5.0%	↑



ACTIVITY



Month	Adjusted Scheduled Activity (UDA)	
	2018	2019
April	305	368
May	988	1,087
June	1,503	1,779
July	2,258	2,778
August	3,070	3,603
September	3,923	4,309
October	4,872	5,123
November	5,778	6,276
December	6,785	6,975
January	7,594	8,026
February	8,919	8,994
March	10,014	10,431
April	10,894	10,970
May	10,891	10,991
June	10,891	11,008

QUALITY

	Quantity	Base Number	Contract	AT	Region	England
% of FP17s for the same patient ID Re-attending within 3 months - Children	121	1,728	7.0%	11.4%	11.3%	11.8%
% of FP17s for the same patient ID Re-attending within 3 months - Adults	304	3,658	8.3%	14.9%	15.4%	15.7%
% of FP17s for the same patient ID Re-attending between 3 & 9 months - Children	1,129	1,728	65.3%	58.4%	61.3%	58.9%
% of FP17s for the same patient ID Re-attending between 3 & 9 months - Adults	2,181	3,658	59.6%	49.0%	52.1%	50.8%
% of FP17s for Band 1 Urgent Courses	225	5,256	4.3%	9.7%	9.5%	9.1%
% of FP17s Relating to Free Repair or Replacements	13	5,256	0.2%	0.7%	0.6%	0.8%
% of FP17s Relating to Continuations	4	5,256	0.1%	0.6%	0.8%	0.9%
% of Patients satisfied with the dentistry they have received	1	1	N/A	92.3%	92.4%	92.5%
% of Patients satisfied with the time they had to wait for an appointment	1	1	N/A	84.2%	86.3%	87.0%

* This is based on patients treated on this contract for their most recent course of treatment. Figures in italics indicate the base number of FP17s or Patient Questionnaire responses are less than 100. N/A is shown where the base number of responses is less than 10 during the period. % is calculated as Quantity/Base number*100

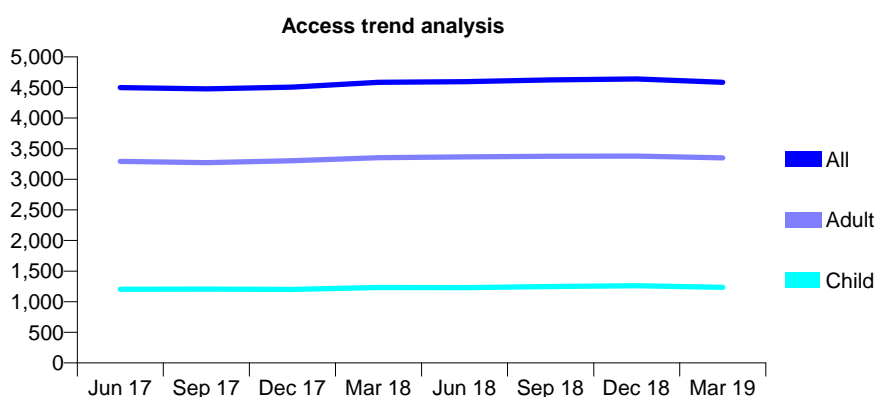
Q69 - Vital Signs At a Glance Contract Report for 165328/0001 - Year end March 2019

Name or company name	Scandic Dental Care
Contract type name	GDS Contract
Purpose of contract	General
Contract start date	01/11/2011
Contract end date	

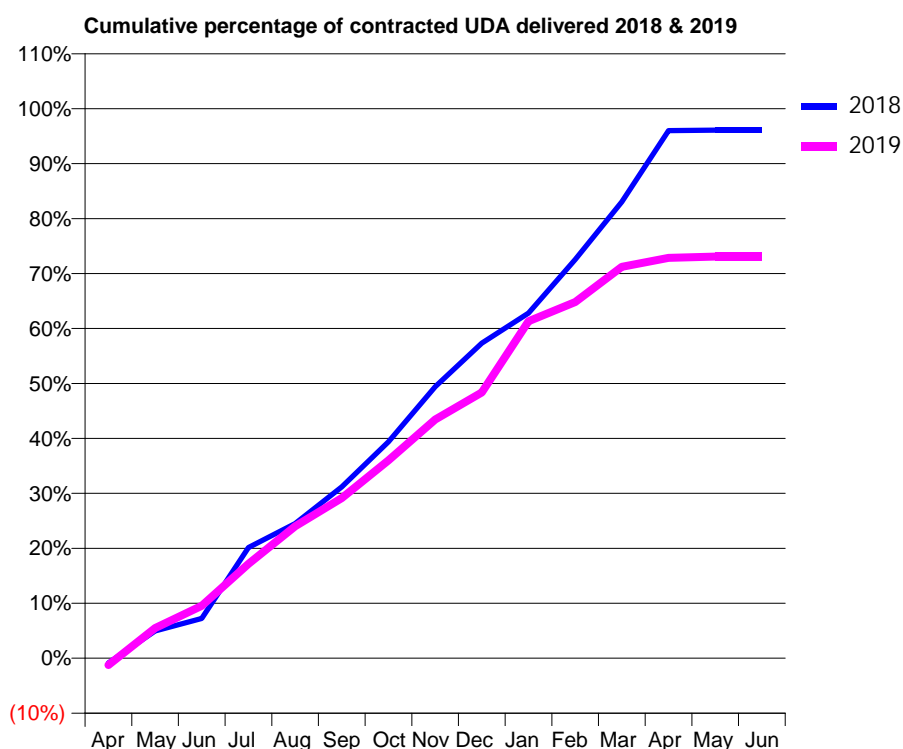
18/19 Contracted general activity (UDA)	17,011
Carry forward general activity (UDA)	665
18/19 Contracted orthodontic activity (UOA)	0
Carry forward orthodontic activity (UOA)	0
Baseline contract value	£476,529.68

ACCESS*

Patients seen in 24 months	Total	Change since previous quarter
Quarter ending March 2018	4,586	
Quarter ending June 2018	4,594	→
Quarter ending September 2018	4,625	→
Quarter ending December 2018	4,639	→
Quarter ending March 2019	4,585	↓
Variance since March 2018	(0.0%)	→



ACTIVITY



Month	2018	2019
April	-152	-211
May	842	933
June	1,234	1,624
July	3,430	2,920
August	4,169	4,085
September	5,302	4,955
October	6,702	6,130
November	8,405	7,392
December	9,752	8,223
January	10,681	10,429
February	12,343	11,023
March	14,130	12,114
April	16,332	12,396
May	16,344	12,431
June	16,345	12,431

QUALITY

	Quantity	Base Number	Contract	AT	Region	England
% of FP17s for the same patient ID Re-attending within 3 months - Children	96	1,568	6.1%	11.4%	11.3%	11.8%
% of FP17s for the same patient ID Re-attending within 3 months - Adults	522	4,084	12.8%	14.9%	15.4%	15.7%
% of FP17s for the same patient ID Re-attending between 3 & 9 months - Children	825	1,568	52.6%	58.4%	61.3%	58.9%
% of FP17s for the same patient ID Re-attending between 3 & 9 months - Adults	2,058	4,084	50.4%	49.0%	52.1%	50.8%
% of FP17s for Band 1 Urgent Courses	365	5,433	6.7%	9.7%	9.5%	9.1%
% of FP17s Relating to Free Repair or Replacements	106	5,433	2.0%	0.7%	0.6%	0.8%
% of FP17s Relating to Continuations	11	5,433	0.2%	0.6%	0.8%	0.9%
% of Patients satisfied with the dentistry they have received	8	8	N/A	92.3%	92.4%	92.5%
% of Patients satisfied with the time they had to wait for an appointment	8	8	N/A	84.2%	86.3%	87.0%

* This is based on patients treated on this contract for their most recent course of treatment.

Figures in italics indicate the base number of FP17s or Patient Questionnaire responses are less than 100. N/A is shown where the base number of responses is less than 10 during the period. % is calculated as Quantity/Base number*100

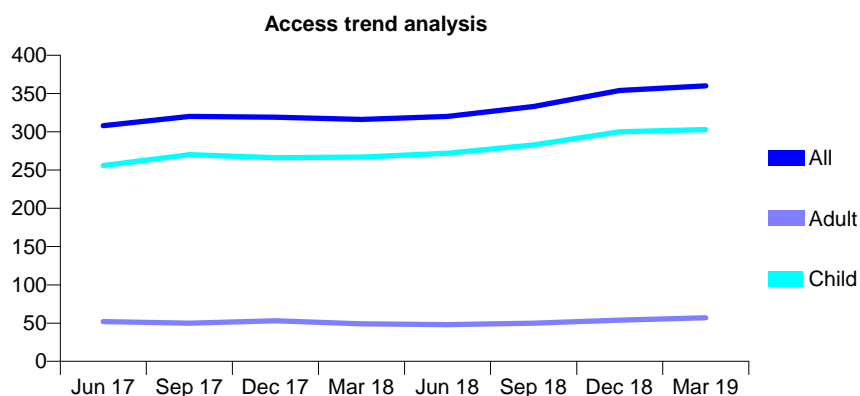
Q69 - Vital Signs At a Glance Contract Report for 166065/0001 - Year end March 2019

Name or company name	The Elms Dental Practice
Contract type name	GDS Contract
Purpose of contract	General
Contract start date	01/04/2011
Contract end date	

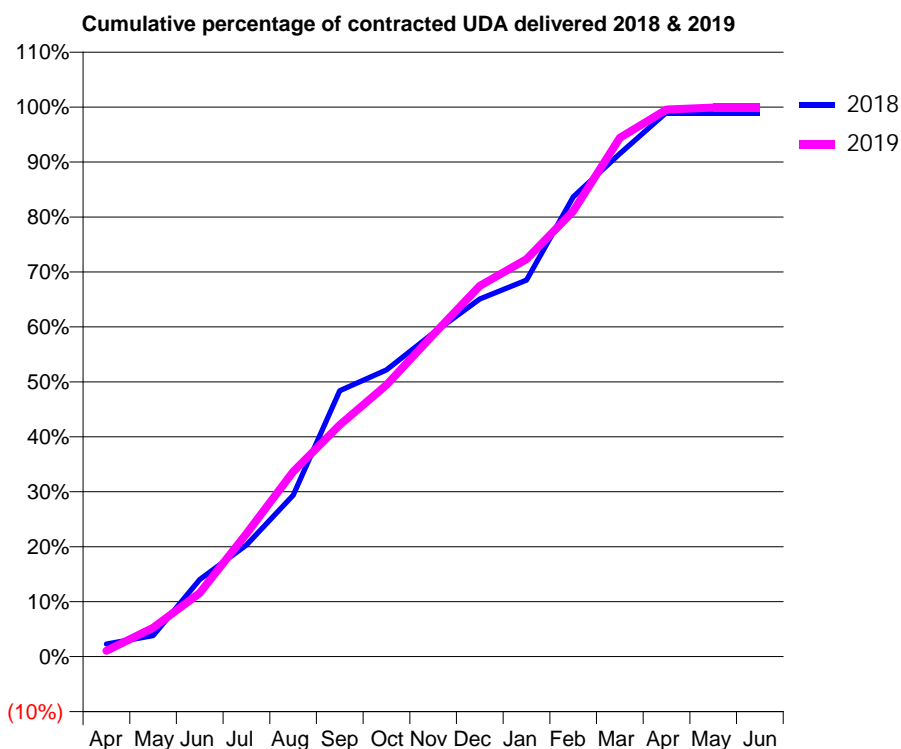
18/19 Contracted general activity (UDA)	840
Carry forward general activity (UDA)	8
18/19 Contracted orthodontic activity (UOA)	0
Carry forward orthodontic activity (UOA)	0
Baseline contract value	£20,122.93

ACCESS*

Patients seen in 24 months	Total	Change since previous quarter
Quarter ending March 2018	316	
Quarter ending June 2018	320	→
Quarter ending September 2018	333	↑
Quarter ending December 2018	354	↑
Quarter ending March 2019	360	→
Variance since March 2018	13.9%	↑



ACTIVITY



Month	Adjusted Scheduled Activity (UDA)	
	2018	2019
April	19	9
May	32	44
June	118	97
July	171	188
August	247	283
September	406	354
October	438	415
November	495	492
December	547	567
January	576	608
February	703	681
March	769	793
April	832	836
May	832	839
June	832	839

QUALITY

	Quantity	Base Number	Contract	AT	Region	England
% of FP17s for the same patient ID Re-attending within 3 months - Children	21	499	4.2%	11.4%	11.3%	11.8%
% of FP17s for the same patient ID Re-attending within 3 months - Adults	5	56	8.9%	14.9%	15.4%	15.7%
% of FP17s for the same patient ID Re-attending between 3 & 9 months - Children	376	499	75.4%	58.4%	61.3%	58.9%
% of FP17s for the same patient ID Re-attending between 3 & 9 months - Adults	31	56	55.4%	49.0%	52.1%	50.8%
% of FP17s for Band 1 Urgent Courses	22	546	4.0%	9.7%	9.5%	9.1%
% of FP17s Relating to Free Repair or Replacements	0	546	0.0%	0.7%	0.6%	0.8%
% of FP17s Relating to Continuations	1	546	0.2%	0.6%	0.8%	0.9%
% of Patients satisfied with the dentistry they have received	1	1	N/A	92.3%	92.4%	92.5%
% of Patients satisfied with the time they had to wait for an appointment	1	1	N/A	84.2%	86.3%	87.0%

* This is based on patients treated on this contract for their most recent course of treatment. Figures in italics indicate the base number of FP17s or Patient Questionnaire responses are less than 100. N/A is shown where the base number of responses is less than 10 during the period. % is calculated as Quantity/Base number*100

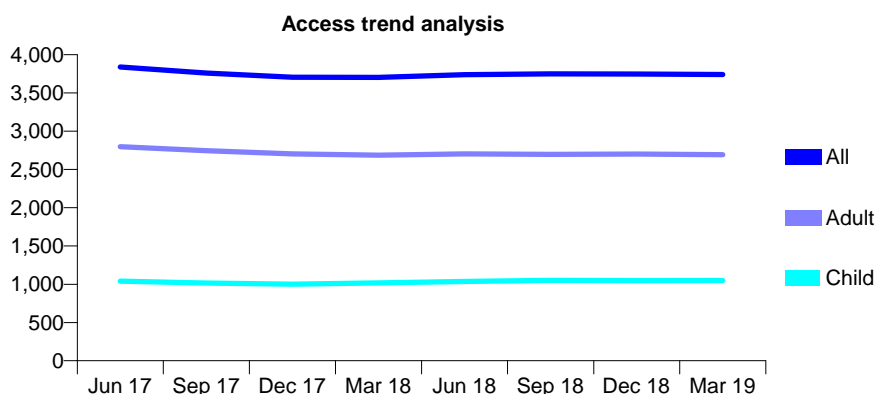
Q69 - Vital Signs At a Glance Contract Report for 166162/0001 - Year end March 2019

Name or company name	Cressex Dental Practice
Contract type name	GDS Contract
Purpose of contract	General
Contract start date	02/08/2013
Contract end date	

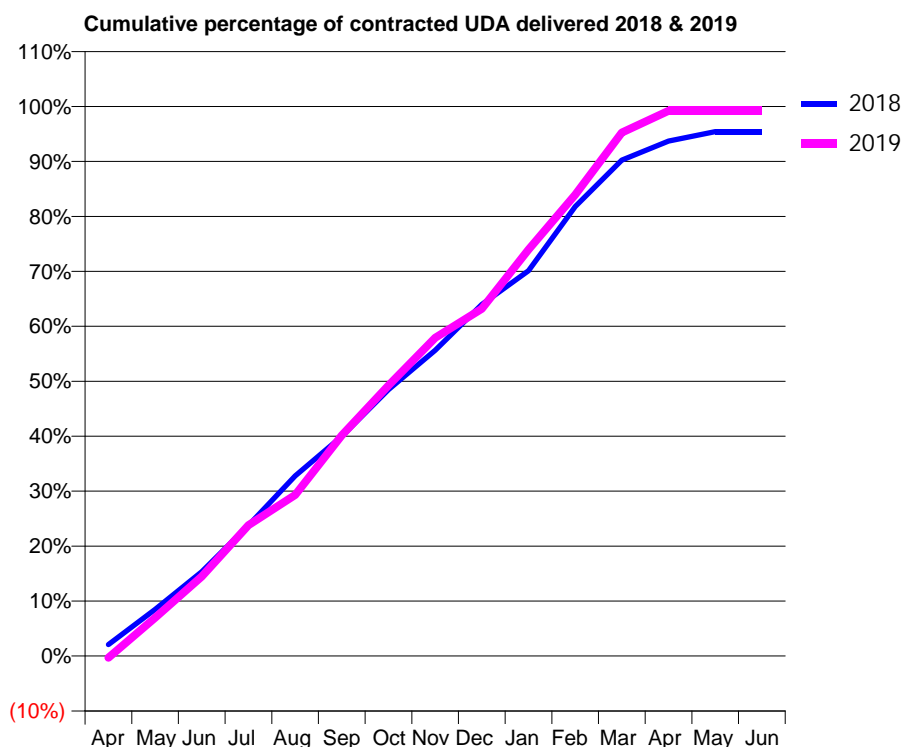
18/19 Contracted general activity (UDA)	11,710
Carry forward general activity (UDA)	389
18/19 Contracted orthodontic activity (UOA)	0
Carry forward orthodontic activity (UOA)	0
Baseline contract value	£361,951.37

ACCESS*

Patients seen in 24 months	Total	Change since previous quarter
Quarter ending March 2018	3,703	
Quarter ending June 2018	3,738	→
Quarter ending September 2018	3,748	→
Quarter ending December 2018	3,746	→
Quarter ending March 2019	3,741	→
Variance since March 2018	1.0%	→



ACTIVITY



Month	Adjusted Scheduled Activity (UDA)	
	2018	2019
April	244	-38
May	994	817
June	1,797	1,692
July	2,782	2,788
August	3,837	3,432
September	4,681	4,701
October	5,676	5,765
November	6,514	6,782
December	7,491	7,398
January	8,210	8,659
February	9,578	9,830
March	10,567	11,152
April	10,974	11,615
May	11,175	11,615
June	11,175	11,615

QUALITY

	Quantity	Base Number	Contract	AT	Region	England
% of FP17s for the same patient ID Re-attending within 3 months - Children	115	1,789	6.4%	11.4%	11.3%	11.8%
% of FP17s for the same patient ID Re-attending within 3 months - Adults	545	3,988	13.7%	14.9%	15.4%	15.7%
% of FP17s for the same patient ID Re-attending between 3 & 9 months - Children	1,216	1,789	68.0%	58.4%	61.3%	58.9%
% of FP17s for the same patient ID Re-attending between 3 & 9 months - Adults	2,330	3,988	58.4%	49.0%	52.1%	50.8%
% of FP17s for Band 1 Urgent Courses	401	5,672	7.1%	9.7%	9.5%	9.1%
% of FP17s Relating to Free Repair or Replacements	28	5,672	0.5%	0.7%	0.6%	0.8%
% of FP17s Relating to Continuations	80	5,672	1.4%	0.6%	0.8%	0.9%
% of Patients satisfied with the dentistry they have received	3	4	N/A	92.3%	92.4%	92.5%
% of Patients satisfied with the time they had to wait for an appointment	3	4	N/A	84.2%	86.3%	87.0%

* This is based on patients treated on this contract for their most recent course of treatment. Figures in italics indicate the base number of FP17s or Patient Questionnaire responses are less than 100. N/A is shown where the base number of responses is less than 10 during the period. % is calculated as Quantity/Base number*100

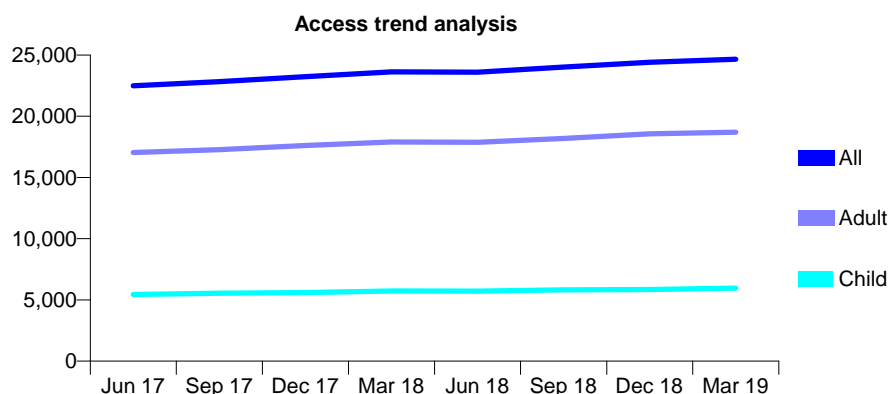
Q69 - Vital Signs At a Glance Contract Report for 166413/0001 - Year end March 2019

Name or company name	ALAN LEWIS & ASSOCIATES LTD
Contract type name	GDS Contract
Purpose of contract	General
Contract start date	27/11/2009
Contract end date	

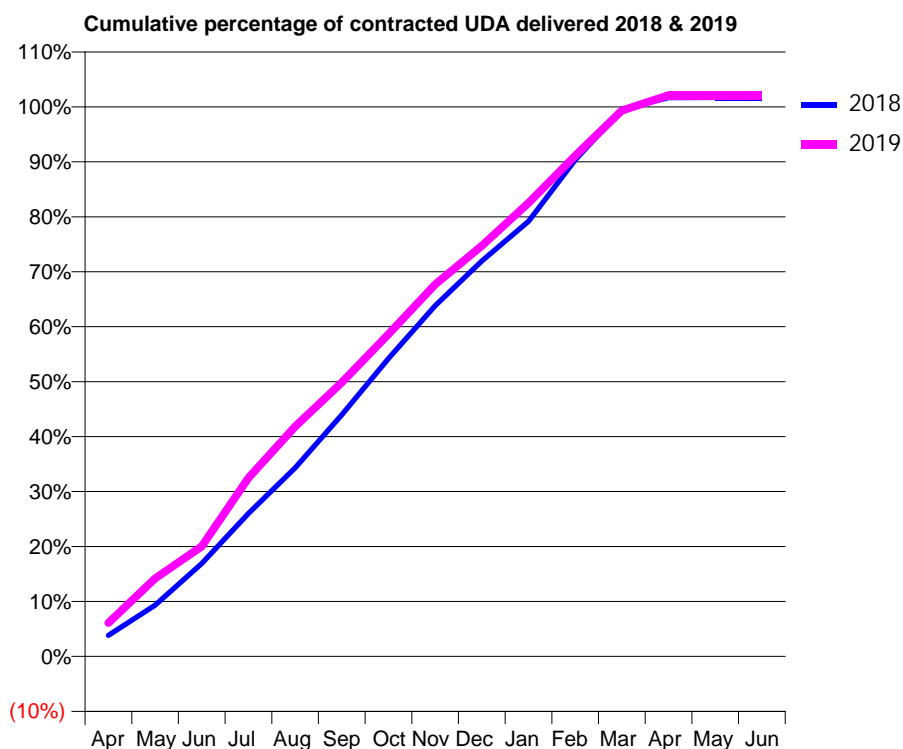
18/19 Contracted general activity (UDA)	65,189
Carry forward general activity (UDA)	-1,122
18/19 Contracted orthodontic activity (UOA)	0
Carry forward orthodontic activity (UOA)	0
Baseline contract value	£1,794,425.65

ACCESS*

Patients seen in 24 months	Total	Change since previous quarter
Quarter ending March 2018	23,633	
Quarter ending June 2018	23,599	→
Quarter ending September 2018	24,011	→
Quarter ending December 2018	24,407	→
Quarter ending March 2019	24,653	→
Variance since March 2018	4.3%	↑



ACTIVITY



Month	Adjusted Scheduled Activity (UDA)	
	2018	2019
April	2,484	3,974
May	6,090	9,260
June	11,023	13,064
July	16,970	21,181
August	22,382	27,274
September	28,660	32,499
October	35,353	38,225
November	41,611	44,123
December	46,903	48,699
January	51,613	53,797
February	58,910	59,392
March	64,881	64,743
April	66,299	66,559
May	66,309	66,573
June	66,312	66,572

QUALITY

	Quantity	Base Number	Contract	AT	Region	England
% of FP17s for the same patient ID Re-attending within 3 months - Children	583	7,794	7.5%	11.4%	11.3%	11.8%
% of FP17s for the same patient ID Re-attending within 3 months - Adults	2,658	20,813	12.8%	14.9%	15.4%	15.7%
% of FP17s for the same patient ID Re-attending between 3 & 9 months - Children	4,113	7,794	52.8%	58.4%	61.3%	58.9%
% of FP17s for the same patient ID Re-attending between 3 & 9 months - Adults	9,455	20,813	45.4%	49.0%	52.1%	50.8%
% of FP17s for Band 1 Urgent Courses	3,116	28,789	10.8%	9.7%	9.5%	9.1%
% of FP17s Relating to Free Repair or Replacements	252	28,789	0.9%	0.7%	0.6%	0.8%
% of FP17s Relating to Continuations	148	28,789	0.5%	0.6%	0.8%	0.9%
% of Patients satisfied with the dentistry they have received	9	9	N/A	92.3%	92.4%	92.5%
% of Patients satisfied with the time they had to wait for an appointment	8	9	N/A	84.2%	86.3%	87.0%

* This is based on patients treated on this contract for their most recent course of treatment. Figures in italics indicate the base number of FP17s or Patient Questionnaire responses are less than 100. N/A is shown where the base number of responses is less than 10 during the period. % is calculated as Quantity/Base number*100

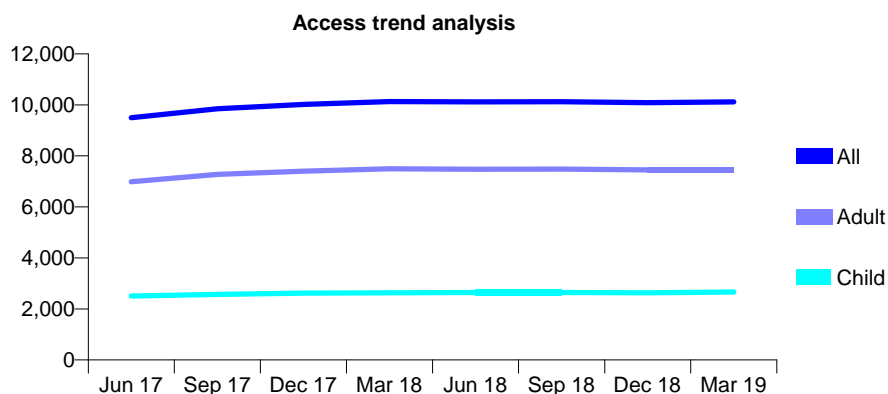
Q69 - Vital Signs At a Glance Contract Report for 166847/0001 - Year end March 2019

Name or company name	Ratti GDS Contract Partnership
Contract type name	GDS Contract
Purpose of contract	General
Contract start date	01/10/2015
Contract end date	

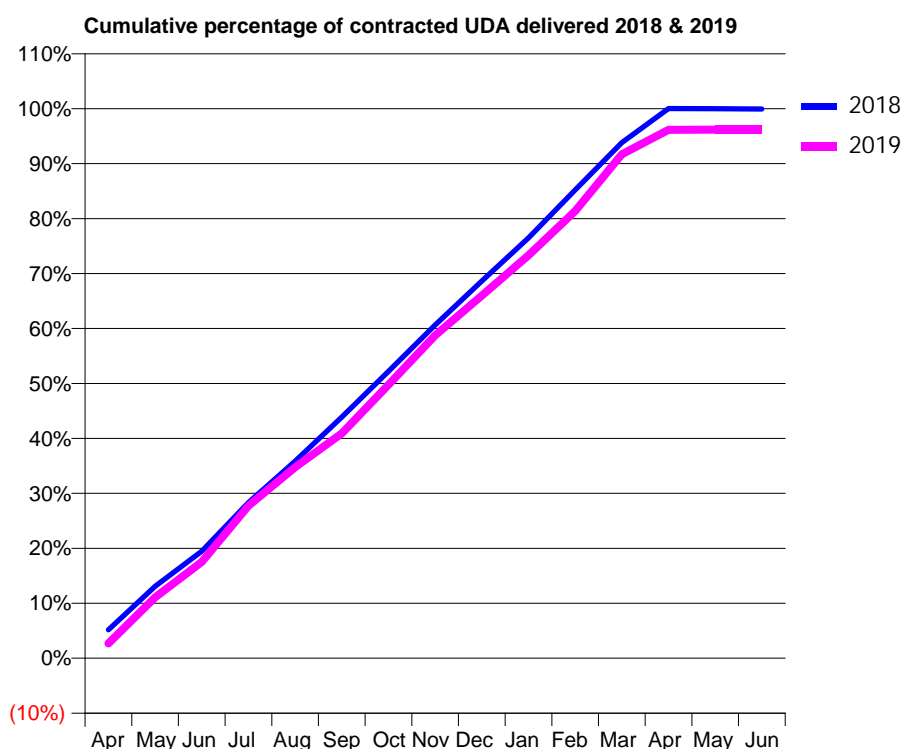
18/19 Contracted general activity (UDA)	25,867
Carry forward general activity (UDA)	20
18/19 Contracted orthodontic activity (UOA)	0
Carry forward orthodontic activity (UOA)	0
Baseline contract value	£629,582.64

ACCESS*

Patients seen in 24 months	Total	Change since previous quarter
Quarter ending March 2018	10,130	
Quarter ending June 2018	10,122	→
Quarter ending September 2018	10,128	→
Quarter ending December 2018	10,085	→
Quarter ending March 2019	10,120	→
Variance since March 2018	(0.1%)	→



ACTIVITY



Month	2018	2019
April	1,342	699
May	3,388	2,868
June	5,038	4,528
July	7,326	7,176
August	9,283	8,990
September	11,344	10,583
October	13,507	12,874
November	15,688	15,199
December	17,755	17,061
January	19,787	18,969
February	22,043	21,051
March	24,273	23,720
April	25,872	24,865
May	25,867	24,877
June	25,847	24,877

QUALITY

	Quantity	Base Number	Contract	AT	Region	England
% of FP17s for the same patient ID Re-attending within 3 months - Children	309	4,076	7.6%	11.4%	11.3%	11.8%
% of FP17s for the same patient ID Re-attending within 3 months - Adults	1,393	10,201	13.7%	14.9%	15.4%	15.7%
% of FP17s for the same patient ID Re-attending between 3 & 9 months - Children	2,471	4,076	60.6%	58.4%	61.3%	58.9%
% of FP17s for the same patient ID Re-attending between 3 & 9 months - Adults	5,374	10,201	52.7%	49.0%	52.1%	50.8%
% of FP17s for Band 1 Urgent Courses	849	14,084	6.0%	9.7%	9.5%	9.1%
% of FP17s Relating to Free Repair or Replacements	143	14,084	1.0%	0.7%	0.6%	0.8%
% of FP17s Relating to Continuations	117	14,084	0.8%	0.6%	0.8%	0.9%
% of Patients satisfied with the dentistry they have received	3	3	N/A	92.3%	92.4%	92.5%
% of Patients satisfied with the time they had to wait for an appointment	3	3	N/A	84.2%	86.3%	87.0%

* This is based on patients treated on this contract for their most recent course of treatment.

Figures in italics indicate the base number of FP17s or Patient Questionnaire responses are less than 100. N/A is shown where the base number of responses is less than 10 during the period. % is calculated as Quantity/Base number*100

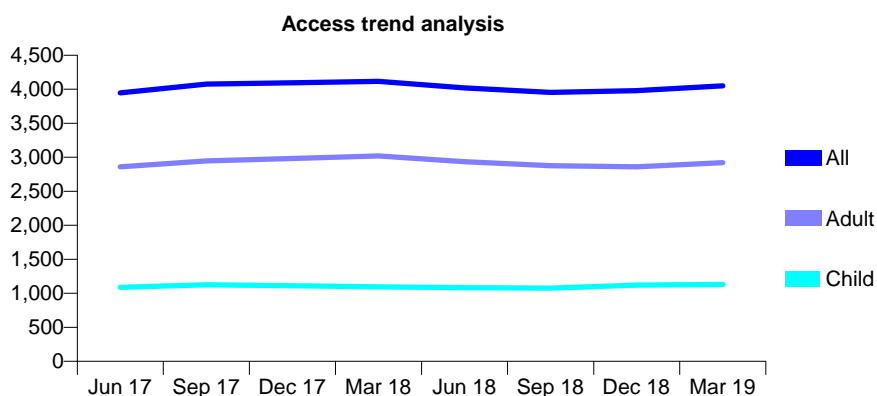
Q69 - Vital Signs At a Glance Contract Report for 167320/0001 - Year end March 2019

Name or company name	MANOR DENTAL CARE
Contract type name	GDS Contract
Purpose of contract	General
Contract start date	01/06/2011
Contract end date	

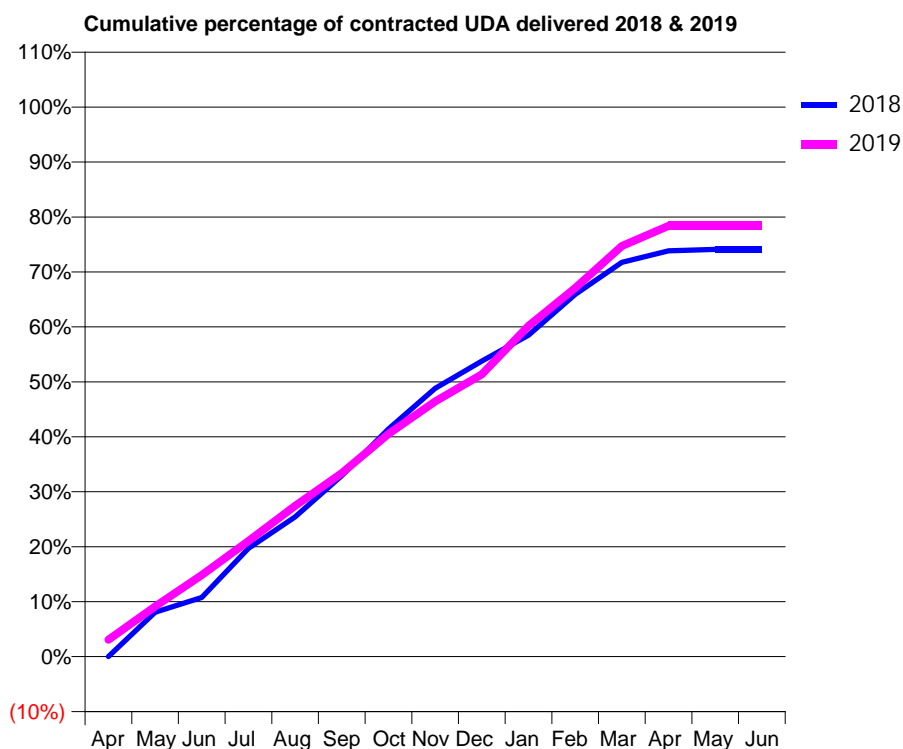
18/19 Contracted general activity (UDA)	15,661
Carry forward general activity (UDA)	0
18/19 Contracted orthodontic activity (UOA)	0
Carry forward orthodontic activity (UOA)	0
Baseline contract value	£455,033.01

ACCESS*

Patients seen in 24 months	Total	Change since previous quarter
Quarter ending March 2018	4,116	
Quarter ending June 2018	4,020	↓
Quarter ending September 2018	3,953	↓
Quarter ending December 2018	3,980	→
Quarter ending March 2019	4,050	→
Variance since March 2018	(1.6%)	↓



ACTIVITY



Month	Adjusted Scheduled Activity (UDA)	
	2018	2019
April	0	480
May	1,269	1,432
June	1,686	2,325
July	3,086	3,296
August	3,987	4,300
September	5,155	5,232
October	6,489	6,350
November	7,650	7,272
December	8,423	8,042
January	9,162	9,425
February	10,323	10,505
March	11,234	11,698
April	11,563	12,272
May	11,604	12,272
June	11,604	12,272

QUALITY

	Quantity	Base Number	Contract	AT	Region	England
% of FP17s for the same patient ID Re-attending within 3 months - Children	161	1,549	10.4%	11.4%	11.3%	11.8%
% of FP17s for the same patient ID Re-attending within 3 months - Adults	475	3,356	14.2%	14.9%	15.4%	15.7%
% of FP17s for the same patient ID Re-attending between 3 & 9 months - Children	667	1,549	43.1%	58.4%	61.3%	58.9%
% of FP17s for the same patient ID Re-attending between 3 & 9 months - Adults	1,317	3,356	39.2%	49.0%	52.1%	50.8%
% of FP17s for Band 1 Urgent Courses	623	4,975	12.5%	9.7%	9.5%	9.1%
% of FP17s Relating to Free Repair or Replacements	32	4,975	0.6%	0.7%	0.6%	0.8%
% of FP17s Relating to Continuations	14	4,975	0.3%	0.6%	0.8%	0.9%
% of Patients satisfied with the dentistry they have received	0	0	N/A	92.3%	92.4%	92.5%
% of Patients satisfied with the time they had to wait for an appointment	0	0	N/A	84.2%	86.3%	87.0%

* This is based on patients treated on this contract for their most recent course of treatment. Figures in italics indicate the base number of FP17s or Patient Questionnaire responses are less than 100. N/A is shown where the base number of responses is less than 10 during the period. % is calculated as Quantity/Base number*100

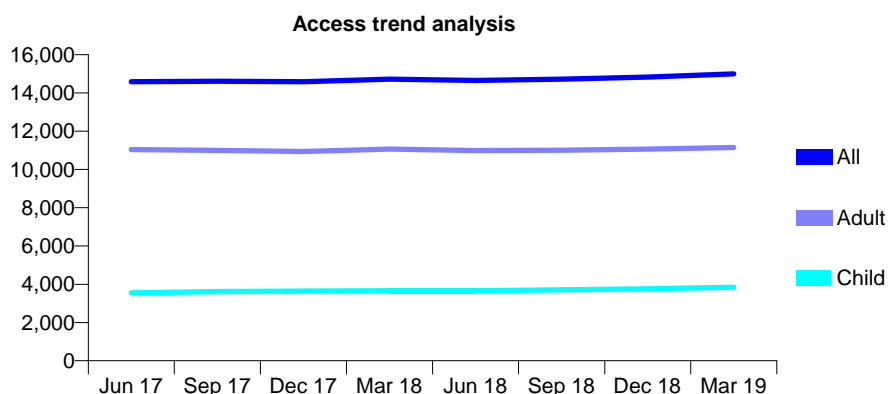
Q69 - Vital Signs At a Glance Contract Report for 167746/0001 - Year end March 2019

Name or company name	Chipping Norton Dental Practice Limited
Contract type name	GDS Contract
Purpose of contract	General
Contract start date	01/09/2007
Contract end date	

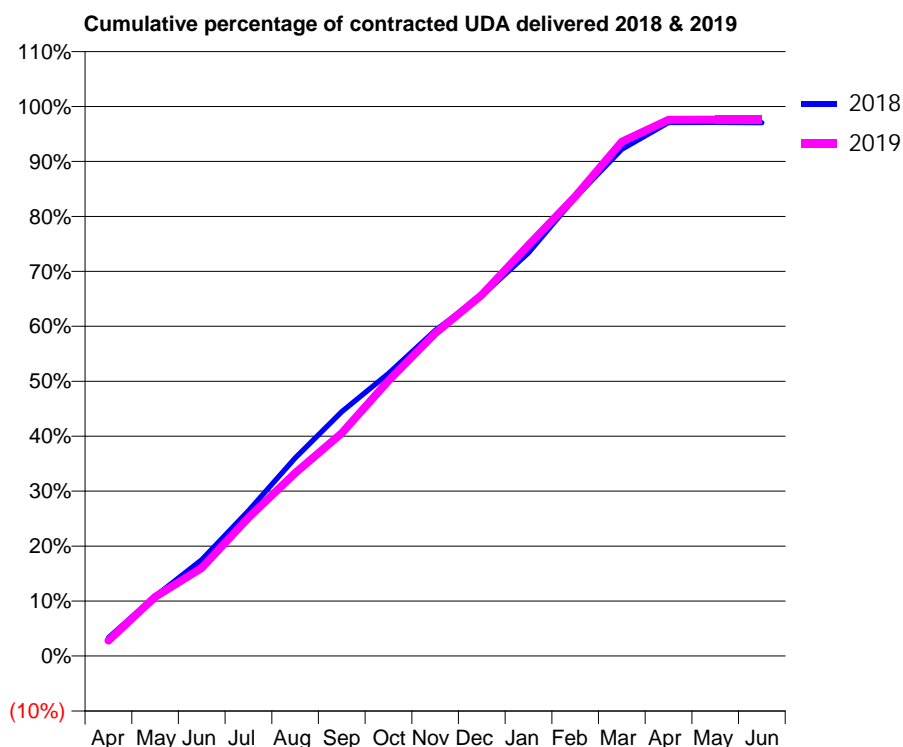
18/19 Contracted general activity (UDA)	37,504
Carry forward general activity (UDA)	357
18/19 Contracted orthodontic activity (UOA)	0
Carry forward orthodontic activity (UOA)	0
Baseline contract value	£916,900.97

ACCESS*

Patients seen in 24 months	Total	Change since previous quarter
Quarter ending March 2018	14,718	
Quarter ending June 2018	14,653	→
Quarter ending September 2018	14,718	→
Quarter ending December 2018	14,834	→
Quarter ending March 2019	15,001	→
Variance since March 2018	1.9%	→



ACTIVITY



Month	Adjusted Scheduled Activity (UDA)	
	2018	2019
April	1,202	1,047
May	3,906	4,034
June	6,290	6,007
July	9,495	9,446
August	12,941	12,489
September	15,954	15,212
October	18,458	18,787
November	21,271	22,027
December	23,548	24,643
January	26,344	28,042
February	29,954	31,357
March	33,113	35,101
April	34,855	36,587
May	34,860	36,609
June	34,846	36,609

QUALITY

	Quantity	Base Number	Contract	AT	Region	England
% of FP17s for the same patient ID Re-attending within 3 months - Children	288	5,384	5.3%	11.4%	11.3%	11.8%
% of FP17s for the same patient ID Re-attending within 3 months - Adults	1,754	14,287	12.3%	14.9%	15.4%	15.7%
% of FP17s for the same patient ID Re-attending between 3 & 9 months - Children	2,939	5,384	54.6%	58.4%	61.3%	58.9%
% of FP17s for the same patient ID Re-attending between 3 & 9 months - Adults	7,231	14,287	50.6%	49.0%	52.1%	50.8%
% of FP17s for Band 1 Urgent Courses	1,571	19,570	8.0%	9.7%	9.5%	9.1%
% of FP17s Relating to Free Repair or Replacements	126	19,570	0.6%	0.7%	0.6%	0.8%
% of FP17s Relating to Continuations	67	19,570	0.3%	0.6%	0.8%	0.9%
% of Patients satisfied with the dentistry they have received	4	5	N/A	92.3%	92.4%	92.5%
% of Patients satisfied with the time they had to wait for an appointment	5	5	N/A	84.2%	86.3%	87.0%

* This is based on patients treated on this contract for their most recent course of treatment. Figures in italics indicate the base number of FP17s or Patient Questionnaire responses are less than 100. N/A is shown where the base number of responses is less than 10 during the period. % is calculated as Quantity/Base number*100

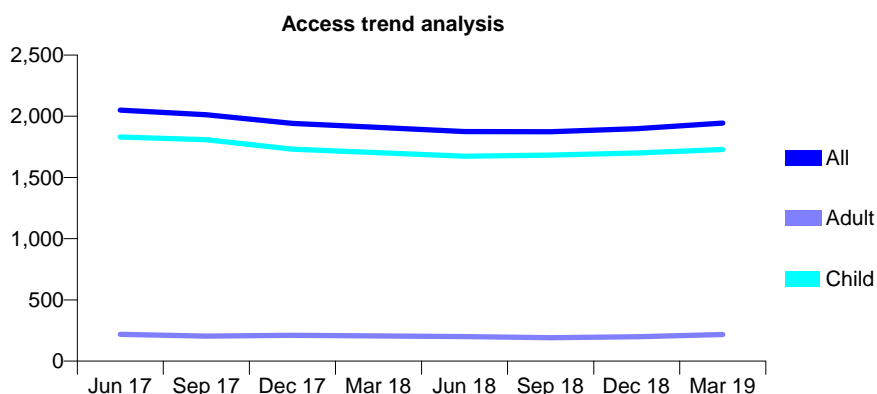
Q69 - Vital Signs At a Glance Contract Report for 169153/0001 - Year end March 2019

Name or company name	Prospect Street Dental Practice
Contract type name	GDS Contract
Purpose of contract	General
Contract start date	27/11/2013
Contract end date	

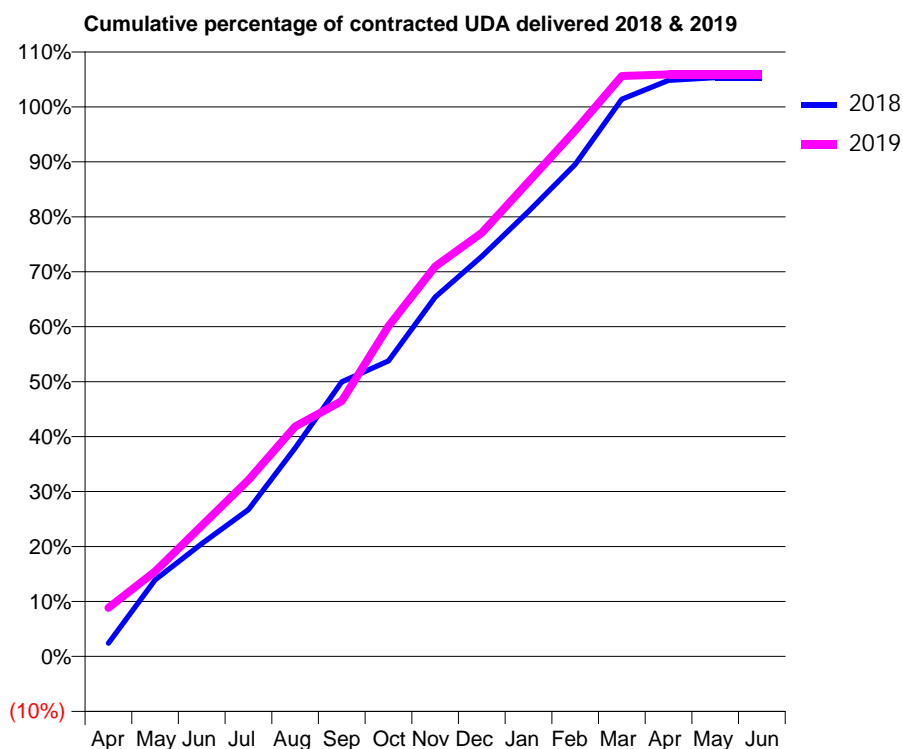
18/19 Contracted general activity (UDA)	3,522
Carry forward general activity (UDA)	-70
18/19 Contracted orthodontic activity (UOA)	0
Carry forward orthodontic activity (UOA)	0
Baseline contract value	£81,671.16

ACCESS*

Patients seen in 24 months	Total	Change since previous quarter
Quarter ending March 2018	1,909	
Quarter ending June 2018	1,875	↓
Quarter ending September 2018	1,874	→
Quarter ending December 2018	1,899	→
Quarter ending March 2019	1,945	↑
Variance since March 2018	1.9%	→



ACTIVITY



Month	Adjusted Scheduled Activity (UDA)	
	2018	2019
April	85	312
May	491	545
June	723	838
July	941	1,131
August	1,337	1,474
September	1,759	1,636
October	1,895	2,116
November	2,303	2,498
December	2,564	2,715
January	2,852	3,042
February	3,153	3,370
March	3,570	3,719
April	3,692	3,730
May	3,709	3,729
June	3,709	3,729

QUALITY

	Quantity	Base Number	Contract	AT	Region	England
% of FP17s for the same patient ID Re-attending within 3 months - Children	173	2,863	6.0%	11.4%	11.3%	11.8%
% of FP17s for the same patient ID Re-attending within 3 months - Adults	6	102	5.9%	14.9%	15.4%	15.7%
% of FP17s for the same patient ID Re-attending between 3 & 9 months - Children	1,936	2,863	67.6%	58.4%	61.3%	58.9%
% of FP17s for the same patient ID Re-attending between 3 & 9 months - Adults	59	102	57.8%	49.0%	52.1%	50.8%
% of FP17s for Band 1 Urgent Courses	55	2,870	1.9%	9.7%	9.5%	9.1%
% of FP17s Relating to Free Repair or Replacements	0	2,870	0.0%	0.7%	0.6%	0.8%
% of FP17s Relating to Continuations	0	2,870	0.0%	0.6%	0.8%	0.9%
% of Patients satisfied with the dentistry they have received	0	0	N/A	92.3%	92.4%	92.5%
% of Patients satisfied with the time they had to wait for an appointment	0	0	N/A	84.2%	86.3%	87.0%

* This is based on patients treated on this contract for their most recent course of treatment.

Figures in italics indicate the base number of FP17s or Patient Questionnaire responses are less than 100. N/A is shown where the base number of responses is less than 10 during the period. % is calculated as Quantity/Base number*100

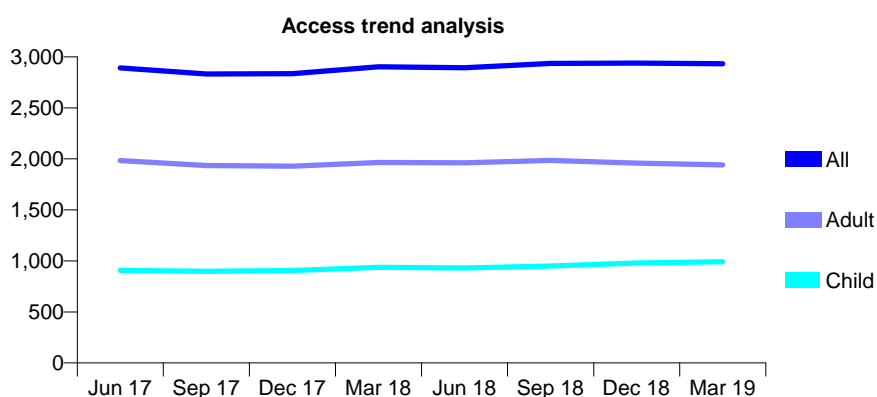
Q69 - Vital Signs At a Glance Contract Report for 169641/0001 - Year end March 2019

Name or company name	Market Square Dental Practice
Contract type name	GDS Contract
Purpose of contract	General
Contract start date	01/06/2009
Contract end date	

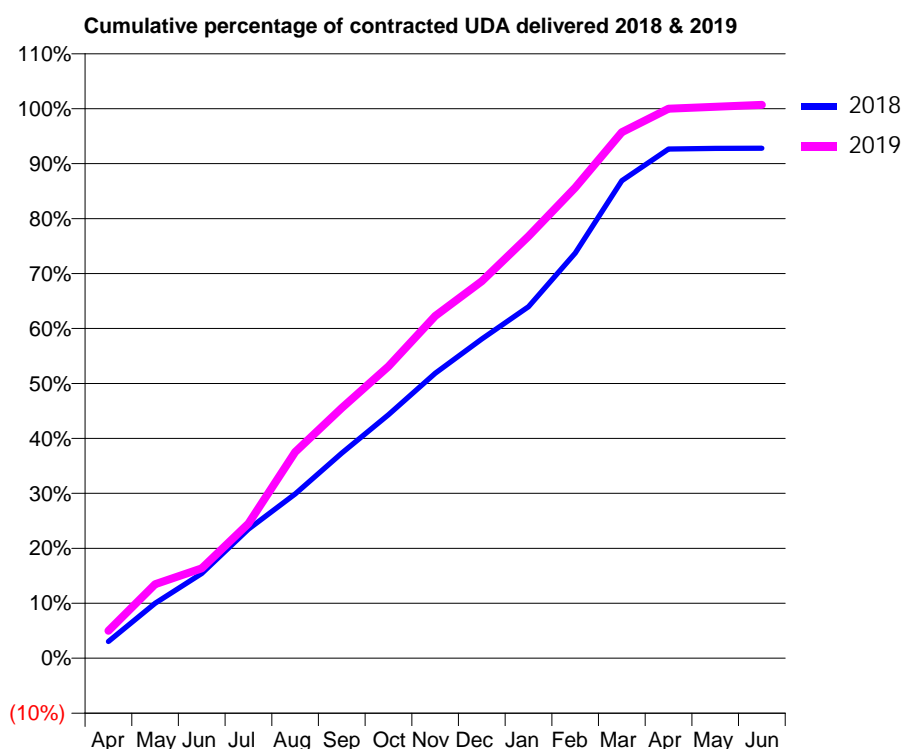
18/19 Contracted general activity (UDA)	8,424
Carry forward general activity (UDA)	0
18/19 Contracted orthodontic activity (UOA)	0
Carry forward orthodontic activity (UOA)	0
Baseline contract value	£204,789.09

ACCESS*

Patients seen in 24 months	Total	Change since previous quarter
Quarter ending March 2018	2,902	
Quarter ending June 2018	2,894	→
Quarter ending September 2018	2,935	→
Quarter ending December 2018	2,939	→
Quarter ending March 2019	2,933	→
Variance since March 2018	1.1%	→



ACTIVITY



Month	Adjusted Scheduled Activity (UDA)	
	2018	2019
April	278	420
May	913	1,136
June	1,408	1,377
July	2,141	2,066
August	2,729	3,161
September	3,404	3,836
October	4,045	4,474
November	4,730	5,246
December	5,300	5,778
January	5,838	6,470
February	6,727	7,214
March	7,928	8,061
April	8,453	8,423
May	8,462	8,453
June	8,465	8,483

QUALITY

	Quantity	Base Number	Contract	AT	Region	England
% of FP17s for the same patient ID Re-attending within 3 months - Children	102	1,764	5.8%	11.4%	11.3%	11.8%
% of FP17s for the same patient ID Re-attending within 3 months - Adults	478	3,368	14.2%	14.9%	15.4%	15.7%
% of FP17s for the same patient ID Re-attending between 3 & 9 months - Children	1,243	1,764	70.5%	58.4%	61.3%	58.9%
% of FP17s for the same patient ID Re-attending between 3 & 9 months - Adults	2,220	3,368	65.9%	49.0%	52.1%	50.8%
% of FP17s for Band 1 Urgent Courses	443	5,110	8.7%	9.7%	9.5%	9.1%
% of FP17s Relating to Free Repair or Replacements	24	5,110	0.5%	0.7%	0.6%	0.8%
% of FP17s Relating to Continuations	18	5,110	0.4%	0.6%	0.8%	0.9%
% of Patients satisfied with the dentistry they have received	1	1	N/A	92.3%	92.4%	92.5%
% of Patients satisfied with the time they had to wait for an appointment	0	1	N/A	84.2%	86.3%	87.0%

* This is based on patients treated on this contract for their most recent course of treatment.

Figures in italics indicate the base number of FP17s or Patient Questionnaire responses are less than 100. N/A is shown where the base number of responses is less than 10 during the period. % is calculated as Quantity/Base number*100

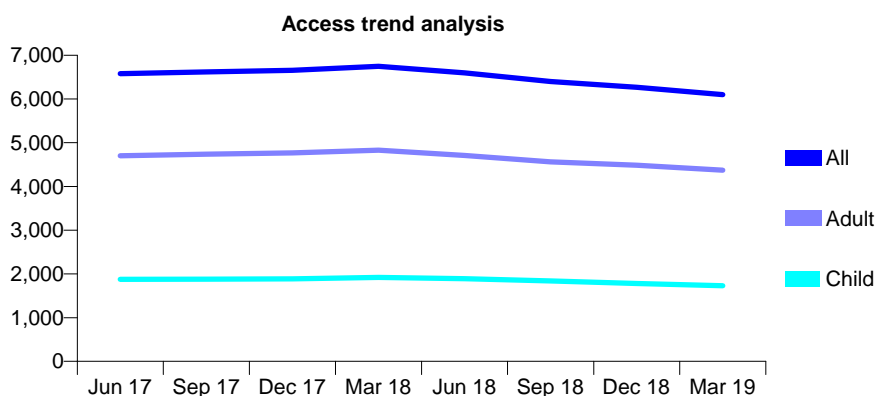
Q69 - Vital Signs At a Glance Contract Report for 173061/0001 - Year end March 2019

Name or company name	The Dental Centre Carterton Practice
Contract type name	GDS Contract
Purpose of contract	General
Contract start date	01/09/2015
Contract end date	

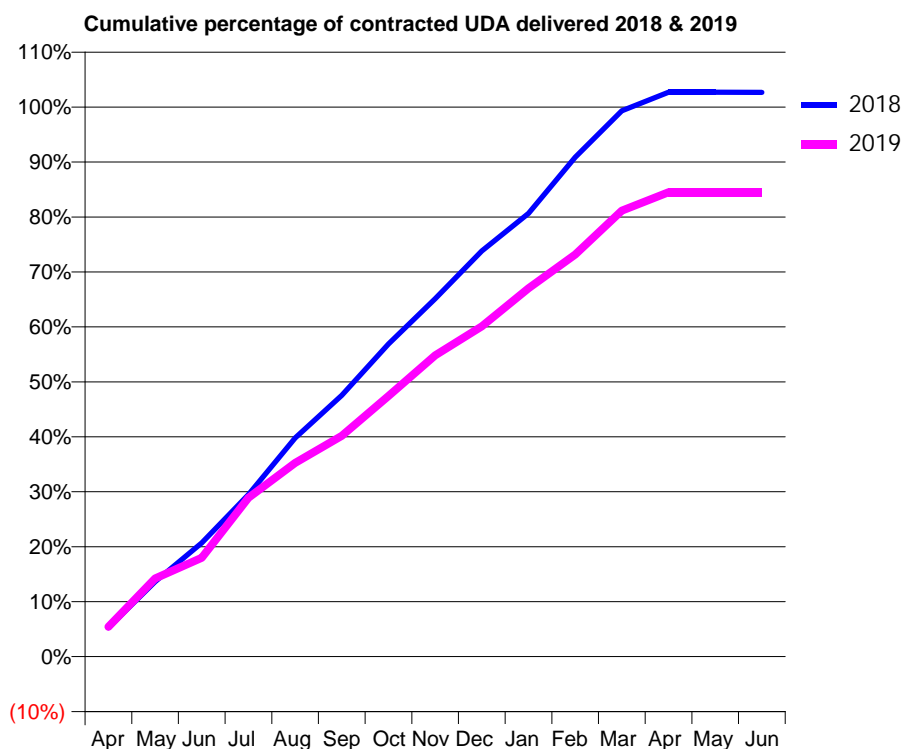
18/19 Contracted general activity (UDA)	16,735
Carry forward general activity (UDA)	-334
18/19 Contracted orthodontic activity (UOA)	0
Carry forward orthodontic activity (UOA)	0
Baseline contract value	£407,441.23

ACCESS*

Patients seen in 24 months	Total	Change since previous quarter
Quarter ending March 2018	6,748	
Quarter ending June 2018	6,599	↓
Quarter ending September 2018	6,401	↓
Quarter ending December 2018	6,265	↓
Quarter ending March 2019	6,099	↓
Variance since March 2018	(9.6%)	↓



ACTIVITY



Month	Adjusted Scheduled Activity (UDA)	
	2018	2019
April	877	911
May	2,286	2,381
June	3,464	3,011
July	4,938	4,841
August	6,659	5,899
September	7,960	6,723
October	9,521	7,938
November	10,897	9,176
December	12,353	10,056
January	13,495	11,213
February	15,208	12,246
March	16,622	13,581
April	17,188	14,137
May	17,184	14,139
June	17,179	14,138

QUALITY

	Quantity	Base Number	Contract	AT	Region	England
% of FP17s for the same patient ID Re-attending within 3 months - Children	247	2,547	9.7%	11.4%	11.3%	11.8%
% of FP17s for the same patient ID Re-attending within 3 months - Adults	678	5,482	12.4%	14.9%	15.4%	15.7%
% of FP17s for the same patient ID Re-attending between 3 & 9 months - Children	1,546	2,547	60.7%	58.4%	61.3%	58.9%
% of FP17s for the same patient ID Re-attending between 3 & 9 months - Adults	3,006	5,482	54.8%	49.0%	52.1%	50.8%
% of FP17s for Band 1 Urgent Courses	614	8,069	7.6%	9.7%	9.5%	9.1%
% of FP17s Relating to Free Repair or Replacements	71	8,069	0.9%	0.7%	0.6%	0.8%
% of FP17s Relating to Continuations	13	8,069	0.2%	0.6%	0.8%	0.9%
% of Patients satisfied with the dentistry they have received	6	6	N/A	92.3%	92.4%	92.5%
% of Patients satisfied with the time they had to wait for an appointment	6	6	N/A	84.2%	86.3%	87.0%

* This is based on patients treated on this contract for their most recent course of treatment. Figures in italics indicate the base number of FP17s or Patient Questionnaire responses are less than 100. N/A is shown where the base number of responses is less than 10 during the period. % is calculated as Quantity/Base number*100

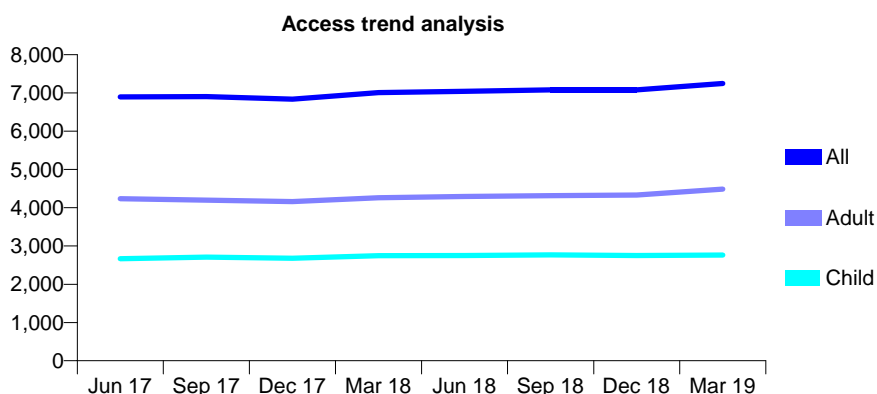
Q69 - Vital Signs At a Glance Contract Report for 175609/0001 - Year end March 2019

Name or company name	Riverside Dental Centre Ltd
Contract type name	GDS Contract
Purpose of contract	General
Contract start date	01/07/2008
Contract end date	

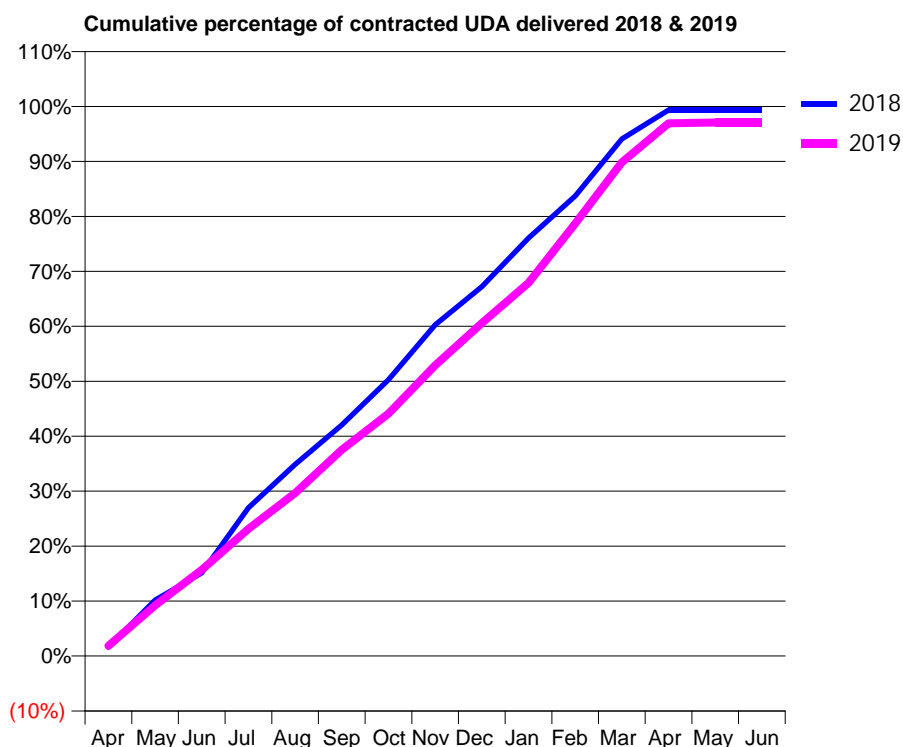
18/19 Contracted general activity (UDA)	19,096
Carry forward general activity (UDA)	124
18/19 Contracted orthodontic activity (UOA)	0
Carry forward orthodontic activity (UOA)	0
Baseline contract value	£578,730.16

ACCESS*

Patients seen in 24 months	Total	Change since previous quarter
Quarter ending March 2018	7,007	
Quarter ending June 2018	7,042	→
Quarter ending September 2018	7,080	→
Quarter ending December 2018	7,080	→
Quarter ending March 2019	7,249	↑
Variance since March 2018	3.5%	↑



ACTIVITY



Month	Adjusted Scheduled Activity (UDA)	
	2018	2019
April	309	353
May	1,944	1,758
June	2,887	2,997
July	5,153	4,419
August	6,660	5,663
September	8,028	7,165
October	9,606	8,421
November	11,509	10,101
December	12,834	11,563
January	14,519	12,962
February	15,985	15,029
March	17,963	17,153
April	18,967	18,511
May	18,971	18,536
June	18,971	18,539

QUALITY

	Quantity	Base Number	Contract	AT	Region	England
% of FP17s for the same patient ID Re-attending within 3 months - Children	378	4,409	8.6%	11.4%	11.3%	11.8%
% of FP17s for the same patient ID Re-attending within 3 months - Adults	686	5,421	12.7%	14.9%	15.4%	15.7%
% of FP17s for the same patient ID Re-attending between 3 & 9 months - Children	2,944	4,409	66.8%	58.4%	61.3%	58.9%
% of FP17s for the same patient ID Re-attending between 3 & 9 months - Adults	2,672	5,421	49.3%	49.0%	52.1%	50.8%
% of FP17s for Band 1 Urgent Courses	710	9,870	7.2%	9.7%	9.5%	9.1%
% of FP17s Relating to Free Repair or Replacements	36	9,870	0.4%	0.7%	0.6%	0.8%
% of FP17s Relating to Continuations	102	9,870	1.0%	0.6%	0.8%	0.9%
% of Patients satisfied with the dentistry they have received	4	4	N/A	92.3%	92.4%	92.5%
% of Patients satisfied with the time they had to wait for an appointment	3	4	N/A	84.2%	86.3%	87.0%

* This is based on patients treated on this contract for their most recent course of treatment. Figures in italics indicate the base number of FP17s or Patient Questionnaire responses are less than 100. N/A is shown where the base number of responses is less than 10 during the period. % is calculated as Quantity/Base number*100

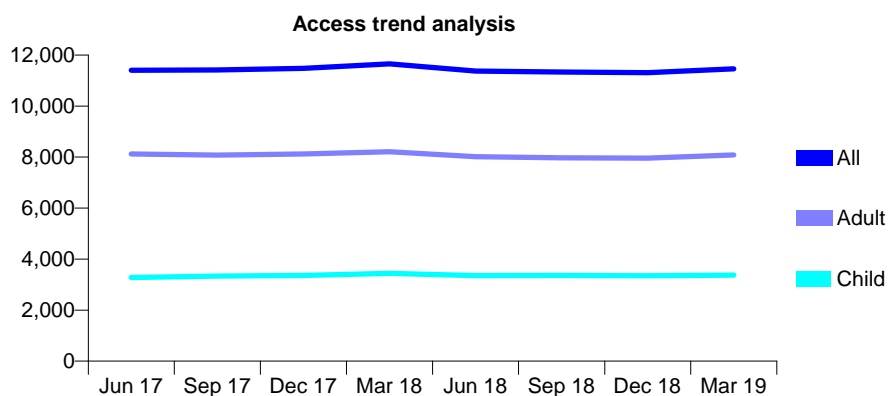
Q69 - Vital Signs At a Glance Contract Report for 176621/0001 - Year end March 2019

Name or company name	Rodericks Ltd
Contract type name	GDS Contract
Purpose of contract	General
Contract start date	01/04/2008
Contract end date	

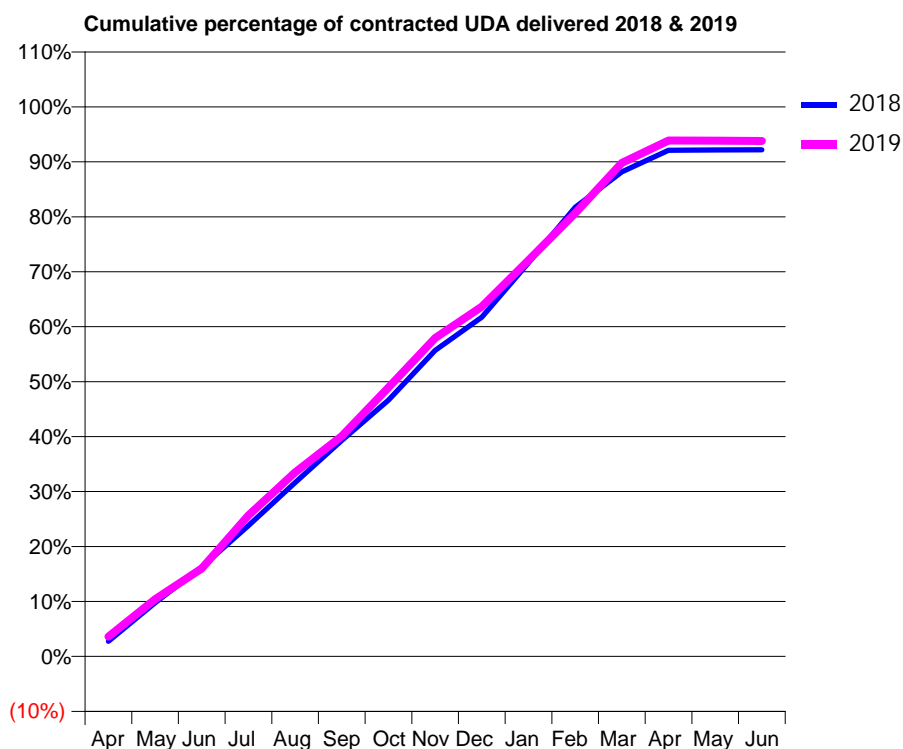
18/19 Contracted general activity (UDA)	29,400
Carry forward general activity (UDA)	0
18/19 Contracted orthodontic activity (UOA)	0
Carry forward orthodontic activity (UOA)	0
Baseline contract value	£705,419.57

ACCESS*

Patients seen in 24 months	Total	Change since previous quarter
Quarter ending March 2018	11,654	
Quarter ending June 2018	11,374	↓
Quarter ending September 2018	11,331	→
Quarter ending December 2018	11,310	→
Quarter ending March 2019	11,457	→
Variance since March 2018	(1.7%)	↓



ACTIVITY



Month	Adjusted Scheduled Activity (UDA)	
	2018	2019
April	808	1,063
May	2,872	3,067
June	4,784	4,709
July	7,000	7,543
August	9,303	9,852
September	11,555	11,790
October	13,712	14,384
November	16,375	17,031
December	18,144	18,712
January	21,054	21,195
February	24,031	23,710
March	25,926	26,399
April	27,077	27,600
May	27,095	27,589
June	27,098	27,572

QUALITY

	Quantity	Base Number	Contract	AT	Region	England
% of FP17s for the same patient ID Re-attending within 3 months - Children	300	4,957	6.1%	11.4%	11.3%	11.8%
% of FP17s for the same patient ID Re-attending within 3 months - Adults	1,585	10,468	15.1%	14.9%	15.4%	15.7%
% of FP17s for the same patient ID Re-attending between 3 & 9 months - Children	3,121	4,957	63.0%	58.4%	61.3%	58.9%
% of FP17s for the same patient ID Re-attending between 3 & 9 months - Adults	5,156	10,468	49.3%	49.0%	52.1%	50.8%
% of FP17s for Band 1 Urgent Courses	1,652	15,370	10.7%	9.7%	9.5%	9.1%
% of FP17s Relating to Free Repair or Replacements	48	15,370	0.3%	0.7%	0.6%	0.8%
% of FP17s Relating to Continuations	41	15,370	0.3%	0.6%	0.8%	0.9%
% of Patients satisfied with the dentistry they have received	8	8	N/A	92.3%	92.4%	92.5%
% of Patients satisfied with the time they had to wait for an appointment	7	8	N/A	84.2%	86.3%	87.0%

* This is based on patients treated on this contract for their most recent course of treatment. Figures in italics indicate the base number of FP17s or Patient Questionnaire responses are less than 100. N/A is shown where the base number of responses is less than 10 during the period. % is calculated as Quantity/Base number*100

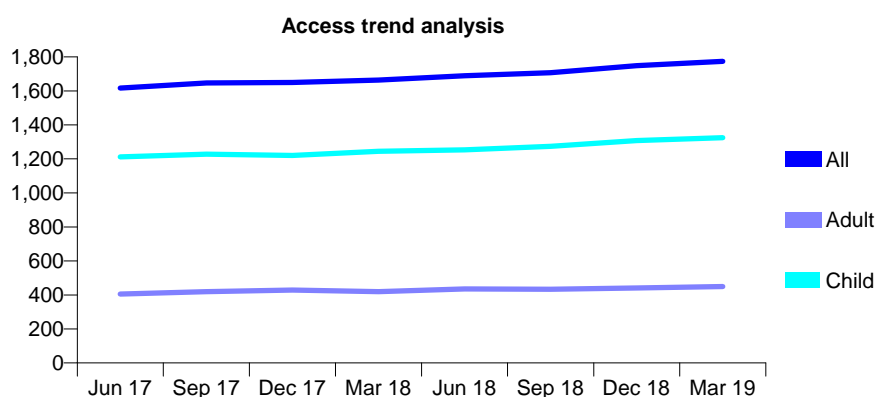
Q69 - Vital Signs At a Glance Contract Report for 177393/0001 - Year end March 2019

Name or company name	Aston Clinton Dental
Contract type name	GDS Contract
Purpose of contract	General
Contract start date	01/04/2013
Contract end date	

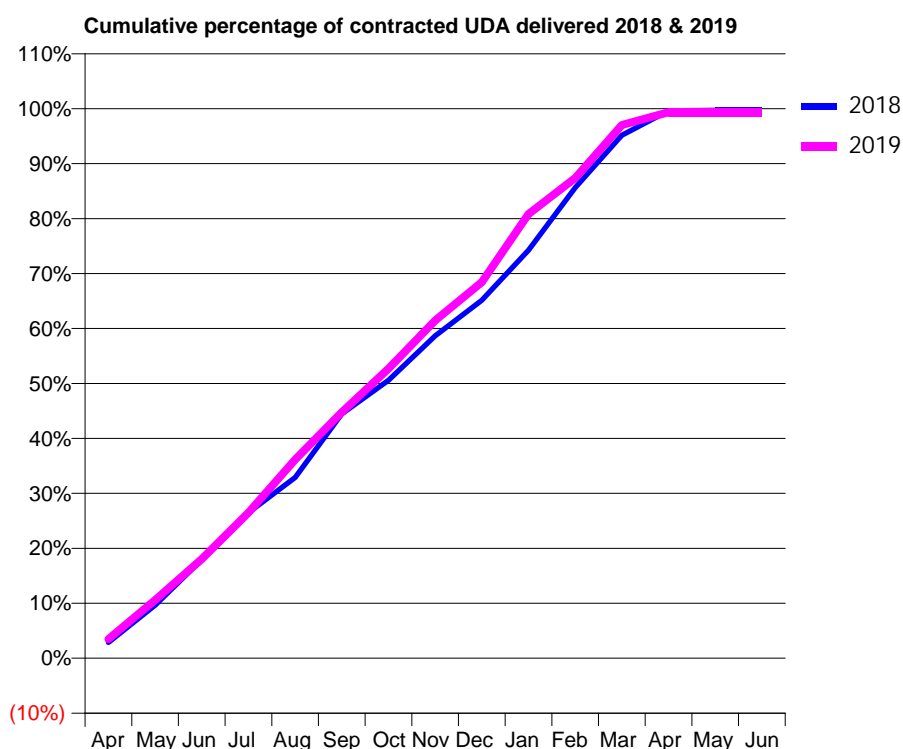
18/19 Contracted general activity (UDA)	3,800
Carry forward general activity (UDA)	11
18/19 Contracted orthodontic activity (UOA)	0
Carry forward orthodontic activity (UOA)	0
Baseline contract value	£90,024.33

ACCESS*

Patients seen in 24 months	Total	Change since previous quarter
Quarter ending March 2018	1,663	
Quarter ending June 2018	1,689	→
Quarter ending September 2018	1,707	→
Quarter ending December 2018	1,749	↑
Quarter ending March 2019	1,774	→
Variance since March 2018	6.7%	↑



ACTIVITY



Month	2018	2019
April	109	132
May	366	403
June	681	686
July	1,007	1,006
August	1,250	1,375
September	1,689	1,700
October	1,922	2,002
November	2,229	2,335
December	2,475	2,600
January	2,821	3,071
February	3,254	3,320
March	3,616	3,688
April	3,785	3,775
May	3,788	3,775
June	3,788	3,775

QUALITY

	Quantity	Base Number	Contract	AT	Region	England
% of FP17s for the same patient ID Re-attending within 3 months - Children	106	2,072	5.1%	11.4%	11.3%	11.8%
% of FP17s for the same patient ID Re-attending within 3 months - Adults	72	431	16.7%	14.9%	15.4%	15.7%
% of FP17s for the same patient ID Re-attending between 3 & 9 months - Children	1,368	2,072	66.0%	58.4%	61.3%	58.9%
% of FP17s for the same patient ID Re-attending between 3 & 9 months - Adults	221	431	51.3%	49.0%	52.1%	50.8%
% of FP17s for Band 1 Urgent Courses	100	2,475	4.0%	9.7%	9.5%	9.1%
% of FP17s Relating to Free Repair or Replacements	0	2,475	0.0%	0.7%	0.6%	0.8%
% of FP17s Relating to Continuations	0	2,475	0.0%	0.6%	0.8%	0.9%
% of Patients satisfied with the dentistry they have received	1	1	N/A	92.3%	92.4%	92.5%
% of Patients satisfied with the time they had to wait for an appointment	1	1	N/A	84.2%	86.3%	87.0%

* This is based on patients treated on this contract for their most recent course of treatment.

Figures in italics indicate the base number of FP17s or Patient Questionnaire responses are less than 100. N/A is shown where the base number of responses is less than 10 during the period. % is calculated as Quantity/Base number*100

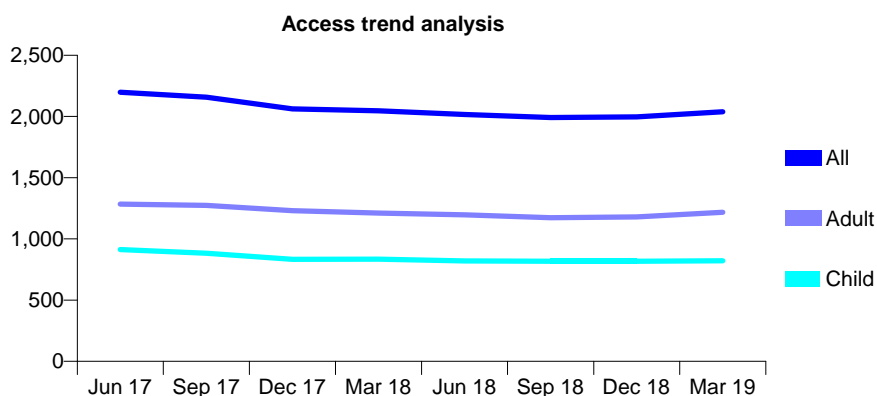
Q69 - Vital Signs At a Glance Contract Report for 177806/0001 - Year end March 2019

Name or company name	Westwood Smile Care Ltd
Contract type name	GDS Contract
Purpose of contract	General
Contract start date	01/07/2013
Contract end date	

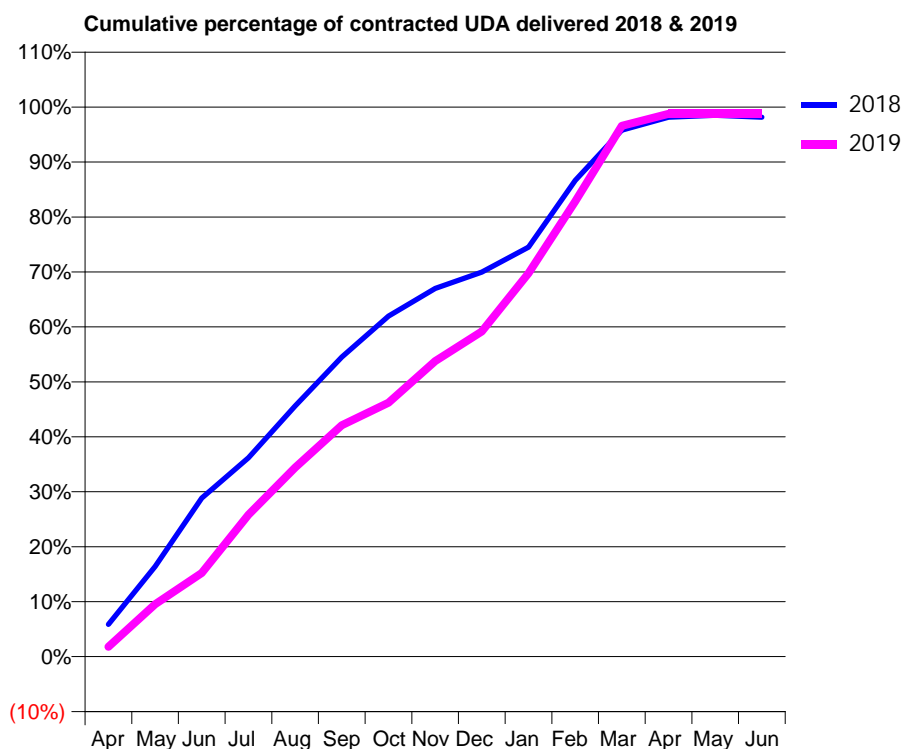
18/19 Contracted general activity (UDA)	3,308
Carry forward general activity (UDA)	61
18/19 Contracted orthodontic activity (UOA)	0
Carry forward orthodontic activity (UOA)	0
Baseline contract value	£79,687.49

ACCESS*

Patients seen in 24 months	Total	Change since previous quarter
Quarter ending March 2018	2,046	
Quarter ending June 2018	2,017	↓
Quarter ending September 2018	1,992	↓
Quarter ending December 2018	1,996	→
Quarter ending March 2019	2,039	↑
Variance since March 2018	(0.3%)	→



ACTIVITY



Month	Adjusted Scheduled Activity (UDA)	
	2018	2019
April	193	60
May	538	316
June	945	503
July	1,186	854
August	1,495	1,138
September	1,785	1,393
October	2,030	1,528
November	2,194	1,778
December	2,292	1,958
January	2,441	2,307
February	2,838	2,740
March	3,138	3,195
April	3,215	3,268
May	3,227	3,268
June	3,215	3,266

QUALITY

	Quantity	Base Number	Contract	AT	Region	England
% of FP17s for the same patient ID Re-attending within 3 months - Children	93	1,157	8.0%	11.4%	11.3%	11.8%
% of FP17s for the same patient ID Re-attending within 3 months - Adults	145	1,264	11.5%	14.9%	15.4%	15.7%
% of FP17s for the same patient ID Re-attending between 3 & 9 months - Children	647	1,157	55.9%	58.4%	61.3%	58.9%
% of FP17s for the same patient ID Re-attending between 3 & 9 months - Adults	544	1,264	43.0%	49.0%	52.1%	50.8%
% of FP17s for Band 1 Urgent Courses	72	1,492	4.8%	9.7%	9.5%	9.1%
% of FP17s Relating to Free Repair or Replacements	8	1,492	0.5%	0.7%	0.6%	0.8%
% of FP17s Relating to Continuations	7	1,492	0.5%	0.6%	0.8%	0.9%
% of Patients satisfied with the dentistry they have received	2	2	N/A	92.3%	92.4%	92.5%
% of Patients satisfied with the time they had to wait for an appointment	2	2	N/A	84.2%	86.3%	87.0%

* This is based on patients treated on this contract for their most recent course of treatment. Figures in italics indicate the base number of FP17s or Patient Questionnaire responses are less than 100. N/A is shown where the base number of responses is less than 10 during the period. % is calculated as Quantity/Base number*100

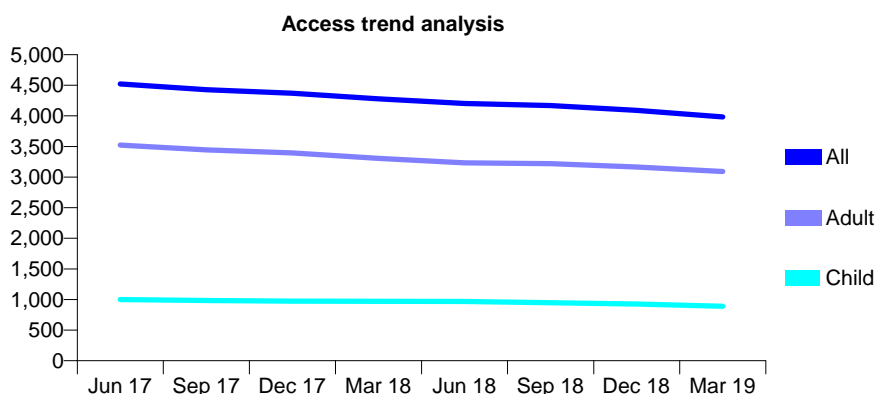
Q69 - Vital Signs At a Glance Contract Report for 177881/0001 - Year end March 2019

Name or company name	The Burnham Dental Practice
Contract type name	GDS Contract
Purpose of contract	General
Contract start date	01/06/2010
Contract end date	

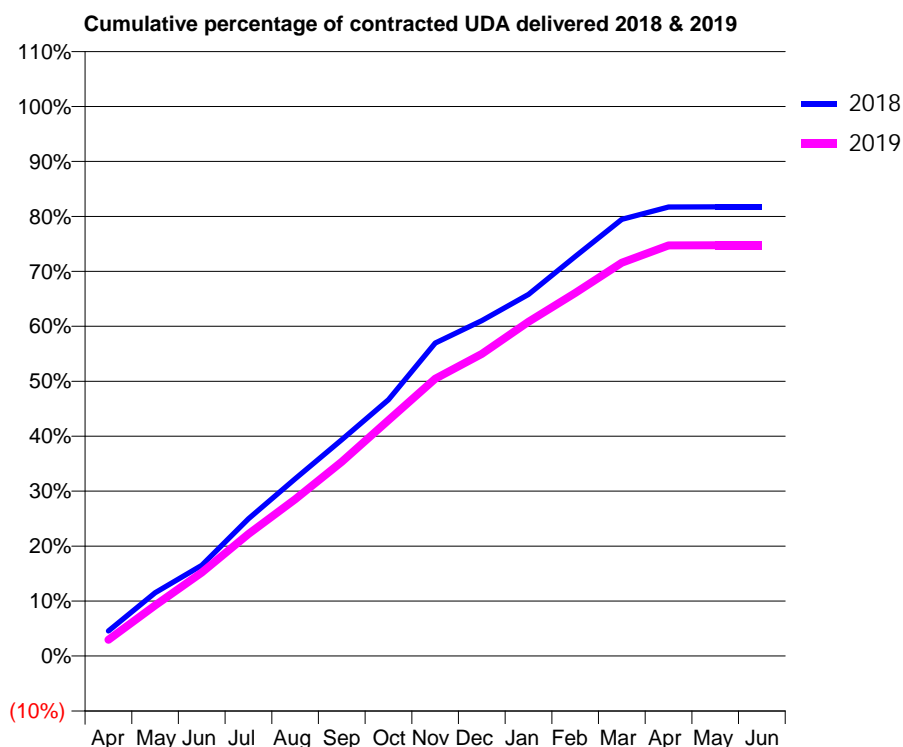
18/19 Contracted general activity (UDA)	14,629
Carry forward general activity (UDA)	0
18/19 Contracted orthodontic activity (UOA)	0
Carry forward orthodontic activity (UOA)	0
Baseline contract value	£437,564.40

ACCESS*

Patients seen in 24 months	Total	Change since previous quarter
Quarter ending March 2018	4,278	
Quarter ending June 2018	4,201	↓
Quarter ending September 2018	4,169	→
Quarter ending December 2018	4,091	↓
Quarter ending March 2019	3,983	↓
Variance since March 2018	(6.9%)	↓



ACTIVITY



Month	Adjusted Scheduled Activity (UDA)	
	2018	2019
April	664	433
May	1,685	1,348
June	2,413	2,222
July	3,654	3,252
August	4,720	4,172
September	5,756	5,170
October	6,820	6,279
November	8,330	7,384
December	8,925	8,044
January	9,624	8,897
February	10,638	9,667
March	11,626	10,471
April	11,952	10,928
May	11,953	10,931
June	11,953	10,931

QUALITY

	Quantity	Base Number	Contract	AT	Region	England
% of FP17s for the same patient ID Re-attending within 3 months - Children	39	1,184	3.3%	11.4%	11.3%	11.8%
% of FP17s for the same patient ID Re-attending within 3 months - Adults	341	3,821	8.9%	14.9%	15.4%	15.7%
% of FP17s for the same patient ID Re-attending between 3 & 9 months - Children	716	1,184	60.5%	58.4%	61.3%	58.9%
% of FP17s for the same patient ID Re-attending between 3 & 9 months - Adults	2,200	3,821	57.6%	49.0%	52.1%	50.8%
% of FP17s for Band 1 Urgent Courses	214	5,063	4.2%	9.7%	9.5%	9.1%
% of FP17s Relating to Free Repair or Replacements	10	5,063	0.2%	0.7%	0.6%	0.8%
% of FP17s Relating to Continuations	44	5,063	0.9%	0.6%	0.8%	0.9%
% of Patients satisfied with the dentistry they have received	0	0	N/A	92.3%	92.4%	92.5%
% of Patients satisfied with the time they had to wait for an appointment	0	0	N/A	84.2%	86.3%	87.0%

* This is based on patients treated on this contract for their most recent course of treatment. Figures in italics indicate the base number of FP17s or Patient Questionnaire responses are less than 100. N/A is shown where the base number of responses is less than 10 during the period. % is calculated as Quantity/Base number*100

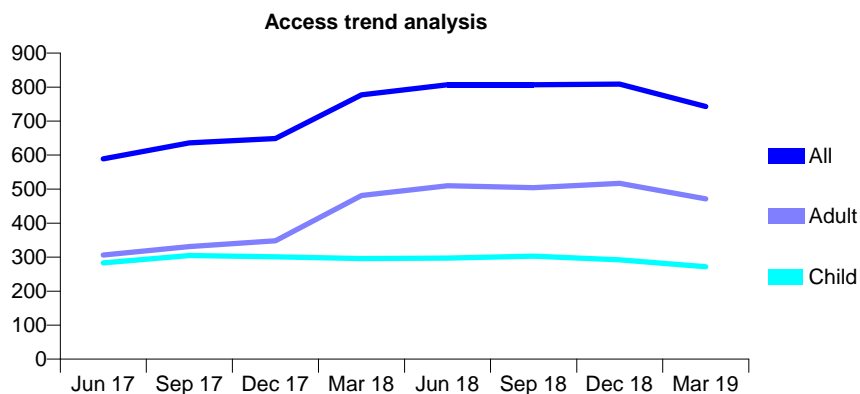
Q69 - Vital Signs At a Glance Contract Report for 181285/0001 - Year end March 2019

Name or company name	MR D R BARRETT
Contract type name	GDS Contract
Purpose of contract	General
Contract start date	01/12/2015
Contract end date	

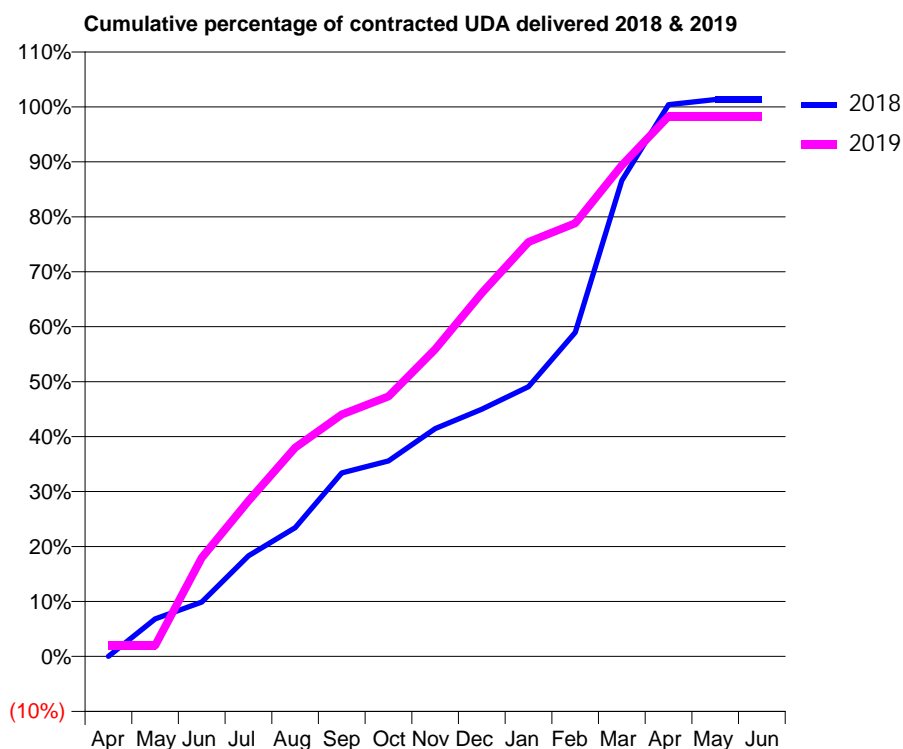
18/19 Contracted general activity (UDA)	1,000
Carry forward general activity (UDA)	-20
18/19 Contracted orthodontic activity (UOA)	0
Carry forward orthodontic activity (UOA)	0
Baseline contract value	£24,319.83

ACCESS*

Patients seen in 24 months	Total	Change since previous quarter
Quarter ending March 2018	777	
Quarter ending June 2018	807	↑
Quarter ending September 2018	807	→
Quarter ending December 2018	809	→
Quarter ending March 2019	743	↓
Variance since March 2018	(4.4%)	↓



ACTIVITY



Month	Adjusted Scheduled Activity (UDA)	
	2018	2019
April	0	20
May	103	20
June	149	180
July	276	283
August	354	380
September	504	440
October	537	473
November	626	559
December	679	661
January	741	754
February	890	788
March	1,307	894
April	1,515	983
May	1,529	983
June	1,529	983

QUALITY

	Quantity	Base Number	Contract	AT	Region	England
% of FP17s for the same patient ID Re-attending within 3 months - Children	20	353	5.7%	11.4%	11.3%	11.8%
% of FP17s for the same patient ID Re-attending within 3 months - Adults	47	266	17.7%	14.9%	15.4%	15.7%
% of FP17s for the same patient ID Re-attending between 3 & 9 months - Children	164	353	46.5%	58.4%	61.3%	58.9%
% of FP17s for the same patient ID Re-attending between 3 & 9 months - Adults	69	266	25.9%	49.0%	52.1%	50.8%
% of FP17s for Band 1 Urgent Courses	8	574	1.4%	9.7%	9.5%	9.1%
% of FP17s Relating to Free Repair or Replacements	0	574	0.0%	0.7%	0.6%	0.8%
% of FP17s Relating to Continuations	19	574	3.3%	0.6%	0.8%	0.9%
% of Patients satisfied with the dentistry they have received	1	1	N/A	92.3%	92.4%	92.5%
% of Patients satisfied with the time they had to wait for an appointment	1	1	N/A	84.2%	86.3%	87.0%

* This is based on patients treated on this contract for their most recent course of treatment. Figures in italics indicate the base number of FP17s or Patient Questionnaire responses are less than 100. N/A is shown where the base number of responses is less than 10 during the period. % is calculated as Quantity/Base number*100

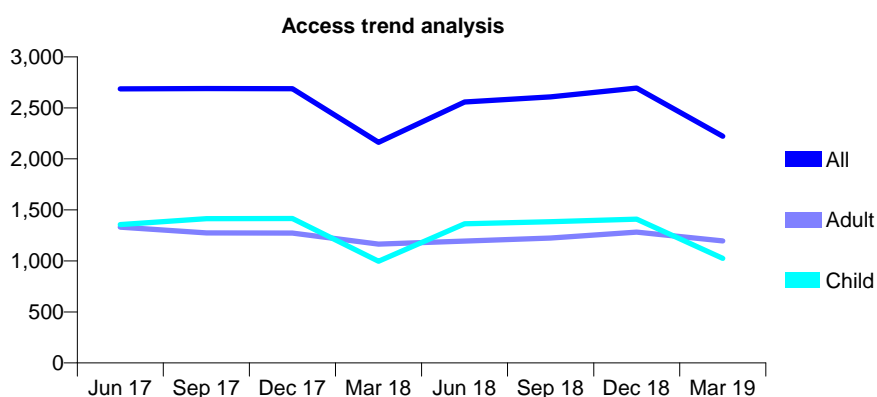
Q69 - Vital Signs At a Glance Contract Report for 181730/0004 - Year end March 2019

Name or company name	Buckinghamshire Priority Dental Service
Contract type name	PDS Contract
Purpose of contract	General
Contract start date	26/10/2008
Contract end date	31/03/2021

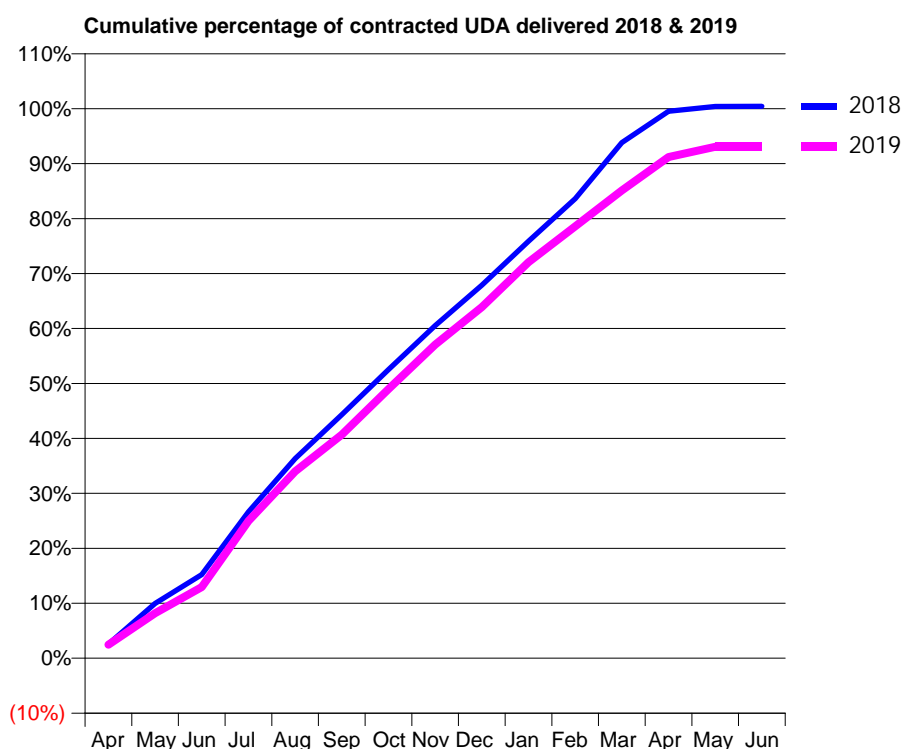
18/19 Contracted general activity (UDA)	7,259
Carry forward general activity (UDA)	0
18/19 Contracted orthodontic activity (UOA)	0
Carry forward orthodontic activity (UOA)	0
Baseline contract value	£0.00

ACCESS*

Patients seen in 24 months	Total	Change since previous quarter
Quarter ending March 2018	2,163	
Quarter ending June 2018	2,558	↑
Quarter ending September 2018	2,609	→
Quarter ending December 2018	2,693	↑
Quarter ending March 2019	2,221	↓
Variance since March 2018	2.7%	↑



ACTIVITY



Adjusted Scheduled Activity (UDA)		
Month	2018	2019
April	187	179
May	725	597
June	1,105	940
July	1,933	1,814
August	2,638	2,468
September	3,218	2,953
October	3,812	3,554
November	4,394	4,142
December	4,926	4,636
January	5,508	5,231
February	6,071	5,704
March	6,809	6,178
April	7,226	6,618
May	7,289	6,754
June	7,291	6,755

QUALITY

	Quantity	Base Number	Contract	AT	Region	England
% of FP17s for the same patient ID Re-attending within 3 months - Children	384	2,034	18.9%	11.4%	11.3%	11.8%
% of FP17s for the same patient ID Re-attending within 3 months - Adults	172	1,210	14.2%	14.9%	15.4%	15.7%
% of FP17s for the same patient ID Re-attending between 3 & 9 months - Children	300	2,034	14.7%	58.4%	61.3%	58.9%
% of FP17s for the same patient ID Re-attending between 3 & 9 months - Adults	365	1,210	30.2%	49.0%	52.1%	50.8%
% of FP17s for Band 1 Urgent Courses	106	3,304	3.2%	9.7%	9.5%	9.1%
% of FP17s Relating to Free Repair or Replacements	0	3,304	0.0%	0.7%	0.6%	0.8%
% of FP17s Relating to Continuations	125	3,304	3.8%	0.6%	0.8%	0.9%
% of Patients satisfied with the dentistry they have received	1	1	N/A	92.3%	92.4%	92.5%
% of Patients satisfied with the time they had to wait for an appointment	0	1	N/A	84.2%	86.3%	87.0%

* This is based on patients treated on this contract for their most recent course of treatment.

Figures in italics indicate the base number of FP17s or Patient Questionnaire responses are less than 100. N/A is shown where the base number of responses is less than 10 during the period. % is calculated as Quantity/Base number*100

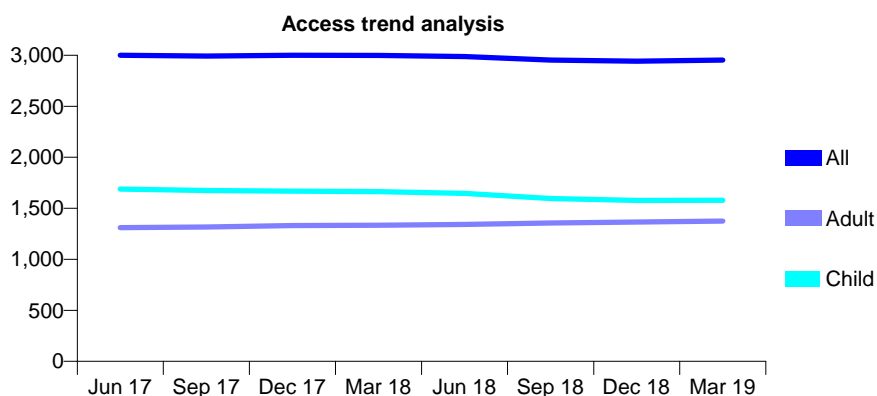
Q69 - Vital Signs At a Glance Contract Report for 182885/0002 - Year end March 2019

Name or company name	CEDAR DENTAL CARE LTD
Contract type name	GDS Contract
Purpose of contract	General
Contract start date	31/03/2014
Contract end date	

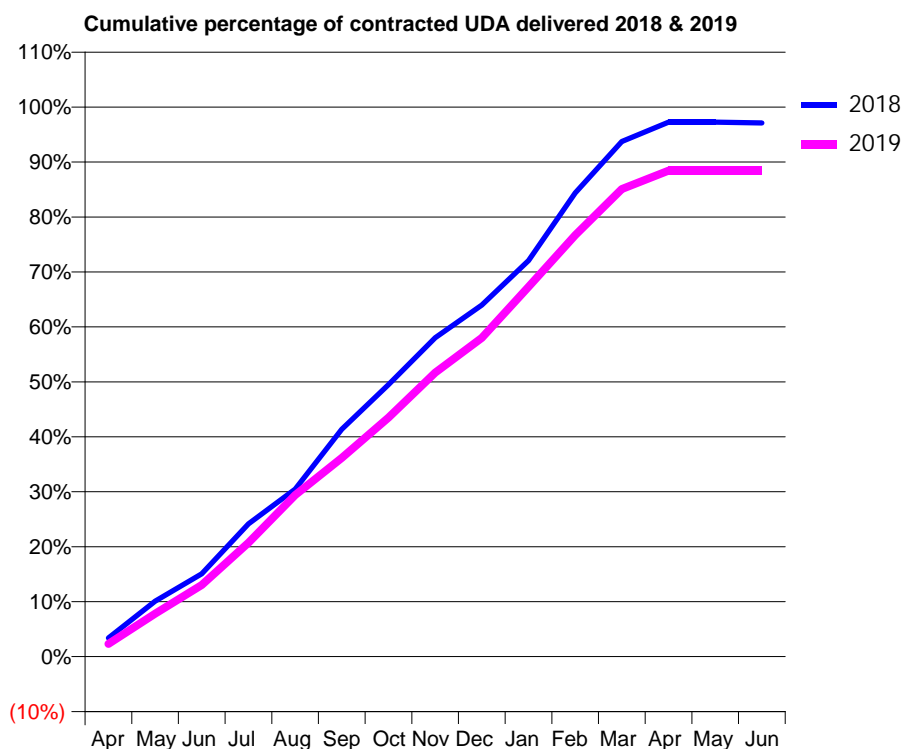
18/19 Contracted general activity (UDA)	8,200
Carry forward general activity (UDA)	236
18/19 Contracted orthodontic activity (UOA)	0
Carry forward orthodontic activity (UOA)	0
Baseline contract value	£163,698.36

ACCESS*

Patients seen in 24 months	Total	Change since previous quarter
Quarter ending March 2018	2,998	
Quarter ending June 2018	2,988	→
Quarter ending September 2018	2,952	↓
Quarter ending December 2018	2,942	→
Quarter ending March 2019	2,953	→
Variance since March 2018	(1.5%)	↓



ACTIVITY



Month	Adjusted Scheduled Activity (UDA)	
	2018	2019
April	280	190
May	826	642
June	1,237	1,070
July	1,982	1,700
August	2,499	2,411
September	3,391	2,966
October	4,059	3,566
November	4,758	4,237
December	5,246	4,754
January	5,910	5,517
February	6,921	6,289
March	7,686	6,975
April	7,975	7,250
May	7,975	7,251
June	7,963	7,251

QUALITY

	Quantity	Base Number	Contract	AT	Region	England
% of FP17s for the same patient ID Re-attending within 3 months - Children	276	2,859	9.7%	11.4%	11.3%	11.8%
% of FP17s for the same patient ID Re-attending within 3 months - Adults	269	1,813	14.8%	14.9%	15.4%	15.7%
% of FP17s for the same patient ID Re-attending between 3 & 9 months - Children	2,010	2,859	70.3%	58.4%	61.3%	58.9%
% of FP17s for the same patient ID Re-attending between 3 & 9 months - Adults	1,160	1,813	64.0%	49.0%	52.1%	50.8%
% of FP17s for Band 1 Urgent Courses	160	4,671	3.4%	9.7%	9.5%	9.1%
% of FP17s Relating to Free Repair or Replacements	21	4,671	0.4%	0.7%	0.6%	0.8%
% of FP17s Relating to Continuations	23	4,671	0.5%	0.6%	0.8%	0.9%
% of Patients satisfied with the dentistry they have received	2	2	N/A	92.3%	92.4%	92.5%
% of Patients satisfied with the time they had to wait for an appointment	2	2	N/A	84.2%	86.3%	87.0%

* This is based on patients treated on this contract for their most recent course of treatment. Figures in italics indicate the base number of FP17s or Patient Questionnaire responses are less than 100. N/A is shown where the base number of responses is less than 10 during the period. % is calculated as Quantity/Base number*100

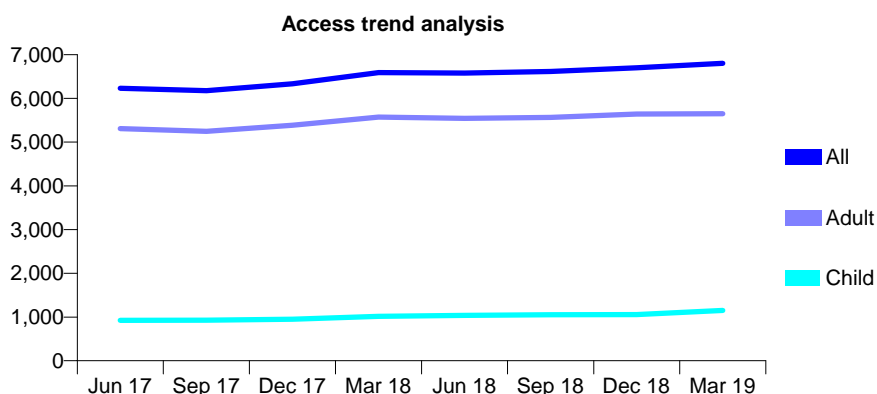
Q69 - Vital Signs At a Glance Contract Report for 183377/0001 - Year end March 2019

Name or company name	Temple Street Dental Practice
Contract type name	GDS Contract
Purpose of contract	General
Contract start date	01/08/2012
Contract end date	

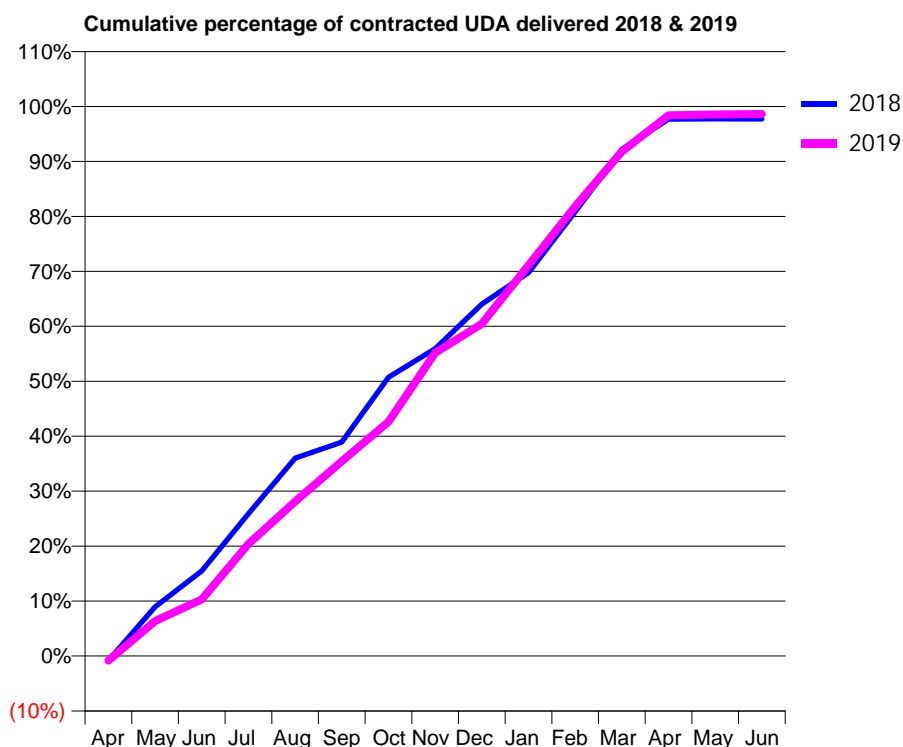
18/19 Contracted general activity (UDA)	13,000
Carry forward general activity (UDA)	296
18/19 Contracted orthodontic activity (UOA)	0
Carry forward orthodontic activity (UOA)	0
Baseline contract value	£318,387.88

ACCESS*

Patients seen in 24 months	Total	Change since previous quarter
Quarter ending March 2018	6,591	
Quarter ending June 2018	6,582	→
Quarter ending September 2018	6,617	→
Quarter ending December 2018	6,700	→
Quarter ending March 2019	6,802	→
Variance since March 2018	3.2%	↑



ACTIVITY



Month	Adjusted Scheduled Activity (UDA)	
	2018	2019
April	-105	-108
May	1,166	827
June	2,015	1,340
July	3,367	2,650
August	4,684	3,656
September	5,060	4,607
October	6,591	5,540
November	7,271	7,173
December	8,323	7,856
January	9,068	9,245
February	10,513	10,635
March	11,985	11,929
April	12,699	12,791
May	12,705	12,810
June	12,704	12,819

QUALITY

	Quantity	Base Number	Contract	AT	Region	England
% of FP17s for the same patient ID Re-attending within 3 months - Children	193	1,624	11.9%	11.4%	11.3%	11.8%
% of FP17s for the same patient ID Re-attending within 3 months - Adults	776	6,044	12.8%	14.9%	15.4%	15.7%
% of FP17s for the same patient ID Re-attending between 3 & 9 months - Children	825	1,624	50.8%	58.4%	61.3%	58.9%
% of FP17s for the same patient ID Re-attending between 3 & 9 months - Adults	2,138	6,044	35.4%	49.0%	52.1%	50.8%
% of FP17s for Band 1 Urgent Courses	402	6,416	6.3%	9.7%	9.5%	9.1%
% of FP17s Relating to Free Repair or Replacements	17	6,416	0.3%	0.7%	0.6%	0.8%
% of FP17s Relating to Continuations	19	6,416	0.3%	0.6%	0.8%	0.9%
% of Patients satisfied with the dentistry they have received	0	1	N/A	92.3%	92.4%	92.5%
% of Patients satisfied with the time they had to wait for an appointment	0	1	N/A	84.2%	86.3%	87.0%

* This is based on patients treated on this contract for their most recent course of treatment. Figures in italics indicate the base number of FP17s or Patient Questionnaire responses are less than 100. N/A is shown where the base number of responses is less than 10 during the period. % is calculated as Quantity/Base number*100

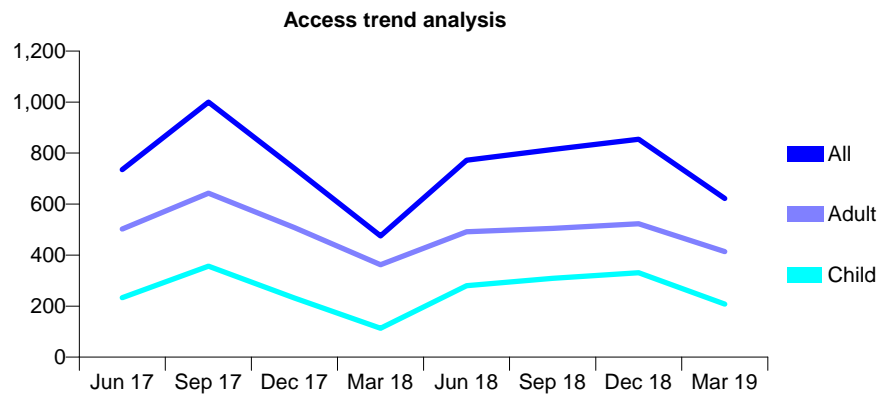
Q69 - Vital Signs At a Glance Contract Report for 183539/0001 - Year end March 2019

Name or company name	Jeremy Potter, Arti Sharma and Shiva Emai
Contract type name	GDS Contract
Purpose of contract	General
Contract start date	01/04/2015
Contract end date	

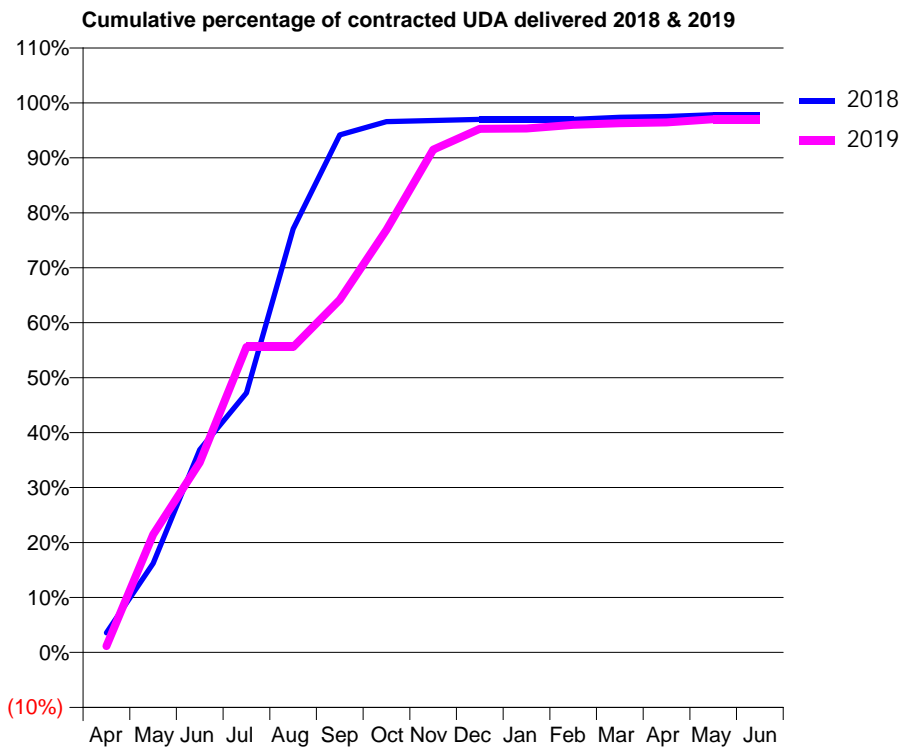
18/19 Contracted general activity (UDA)	2,249
Carry forward general activity (UDA)	48
18/19 Contracted orthodontic activity (UOA)	0
Carry forward orthodontic activity (UOA)	0
Baseline contract value	£63,052.55

ACCESS*

Patients seen in 24 months	Total	Change since previous quarter
Quarter ending March 2018	475	
Quarter ending June 2018	772	↑
Quarter ending September 2018	814	↑
Quarter ending December 2018	854	↑
Quarter ending March 2019	622	↓
Variance since March 2018	30.9%	↑



ACTIVITY



Month	Adjusted Scheduled Activity (UDA)	
	2018	2019
April	81	26
May	365	482
June	829	777
July	1,062	1,250
August	1,733	1,250
September	2,118	1,443
October	2,173	1,729
November	2,177	2,058
December	2,181	2,143
January	2,181	2,144
February	2,181	2,159
March	2,190	2,165
April	2,193	2,169
May	2,200	2,182
June	2,200	2,182

QUALITY

	Quantity	Base Number	Contract	AT	Region	England
% of FP17s for the same patient ID Re-attending within 3 months - Children	17	483	3.5%	11.4%	11.3%	11.8%
% of FP17s for the same patient ID Re-attending within 3 months - Adults	37	593	6.2%	14.9%	15.4%	15.7%
% of FP17s for the same patient ID Re-attending between 3 & 9 months - Children	39	483	8.1%	58.4%	61.3%	58.9%
% of FP17s for the same patient ID Re-attending between 3 & 9 months - Adults	41	593	6.9%	49.0%	52.1%	50.8%
% of FP17s for Band 1 Urgent Courses	116	1,060	10.9%	9.7%	9.5%	9.1%
% of FP17s Relating to Free Repair or Replacements	2	1,060	0.2%	0.7%	0.6%	0.8%
% of FP17s Relating to Continuations	5	1,060	0.5%	0.6%	0.8%	0.9%
% of Patients satisfied with the dentistry they have received	0	0	N/A	92.3%	92.4%	92.5%
% of Patients satisfied with the time they had to wait for an appointment	0	0	N/A	84.2%	86.3%	87.0%

* This is based on patients treated on this contract for their most recent course of treatment. Figures in italics indicate the base number of FP17s or Patient Questionnaire responses are less than 100. N/A is shown where the base number of responses is less than 10 during the period. % is calculated as Quantity/Base number*100

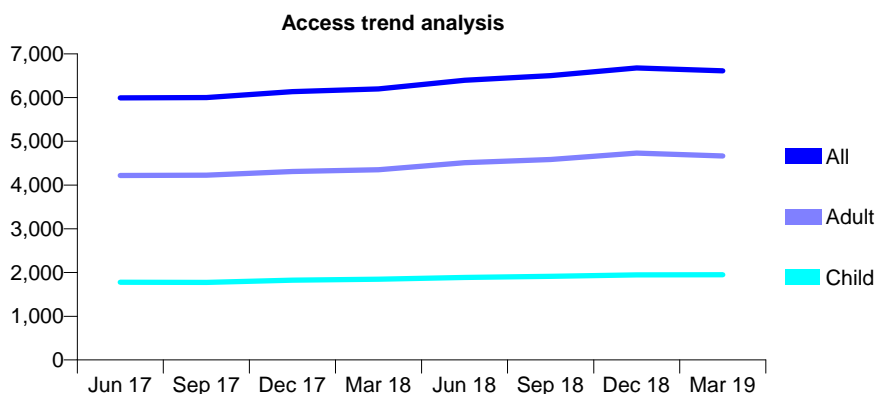
Q69 - Vital Signs At a Glance Contract Report for 184179/0001 - Year end March 2019

Name or company name	Rodericks Dental Limited
Contract type name	GDS Contract
Purpose of contract	General
Contract start date	01/12/2007
Contract end date	

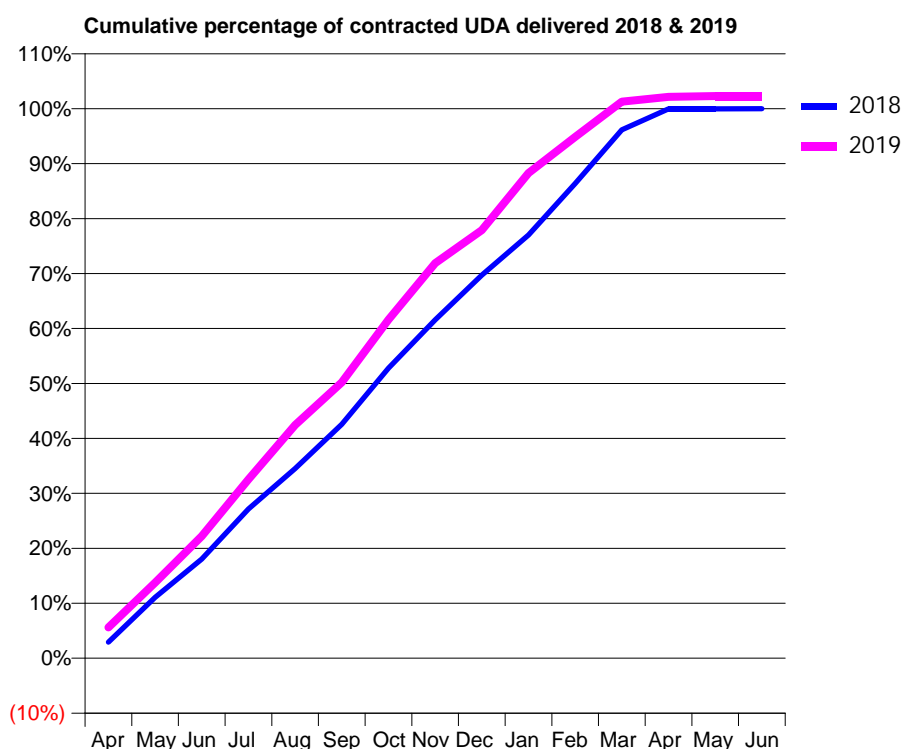
18/19 Contracted general activity (UDA)	13,784
Carry forward general activity (UDA)	2
18/19 Contracted orthodontic activity (UOA)	0
Carry forward orthodontic activity (UOA)	0
Baseline contract value	£323,708.00

ACCESS*

Patients seen in 24 months	Total	Change since previous quarter
Quarter ending March 2018	6,198	
Quarter ending June 2018	6,396	↑
Quarter ending September 2018	6,501	→
Quarter ending December 2018	6,678	↑
Quarter ending March 2019	6,612	→
Variance since March 2018	6.7%	↑



ACTIVITY



Adjusted Scheduled Activity (UDA)		
Month	2018	2019
April	403	775
May	1,528	1,900
June	2,486	3,061
July	3,746	4,489
August	4,759	5,851
September	5,870	6,919
October	7,278	8,490
November	8,487	9,911
December	9,608	10,736
January	10,616	12,169
February	11,908	13,077
March	13,251	13,961
April	13,781	14,082
May	13,780	14,100
June	13,782	14,100

QUALITY

	Quantity	Base Number	Contract	AT	Region	England
% of FP17s for the same patient ID Re-attending within 3 months - Children	159	2,636	6.0%	11.4%	11.3%	11.8%
% of FP17s for the same patient ID Re-attending within 3 months - Adults	667	5,350	12.5%	14.9%	15.4%	15.7%
% of FP17s for the same patient ID Re-attending between 3 & 9 months - Children	1,106	2,636	42.0%	58.4%	61.3%	58.9%
% of FP17s for the same patient ID Re-attending between 3 & 9 months - Adults	1,797	5,350	33.6%	49.0%	52.1%	50.8%
% of FP17s for Band 1 Urgent Courses	565	7,834	7.2%	9.7%	9.5%	9.1%
% of FP17s Relating to Free Repair or Replacements	42	7,834	0.5%	0.7%	0.6%	0.8%
% of FP17s Relating to Continuations	64	7,834	0.8%	0.6%	0.8%	0.9%
% of Patients satisfied with the dentistry they have received	1	2	N/A	92.3%	92.4%	92.5%
% of Patients satisfied with the time they had to wait for an appointment	1	2	N/A	84.2%	86.3%	87.0%

* This is based on patients treated on this contract for their most recent course of treatment.

Figures in italics indicate the base number of FP17s or Patient Questionnaire responses are less than 100. N/A is shown where the base number of responses is less than 10 during the period. % is calculated as Quantity/Base number*100

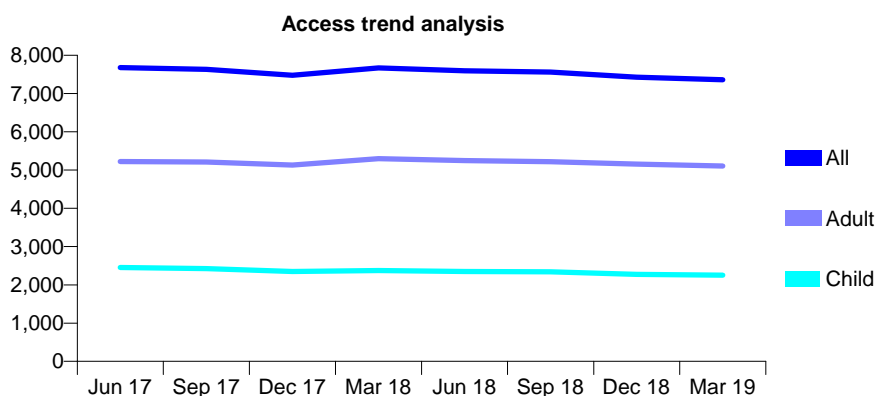
Q69 - Vital Signs At a Glance Contract Report for 184179/0002 - Year end March 2019

Name or company name	Rodericks Dental Limited
Contract type name	GDS Contract
Purpose of contract	General
Contract start date	01/04/2008
Contract end date	

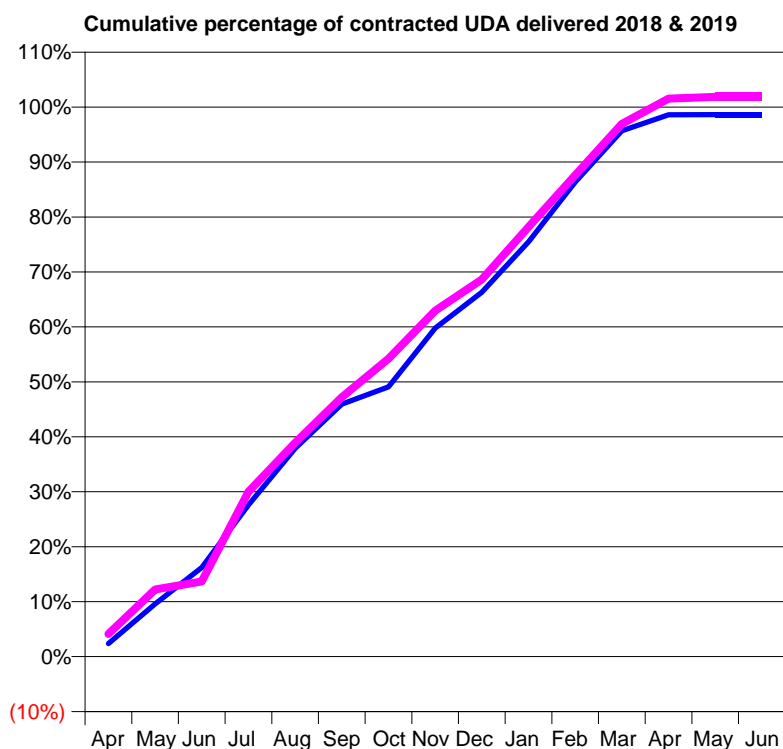
18/19 Contracted general activity (UDA)	15,918
Carry forward general activity (UDA)	216
18/19 Contracted orthodontic activity (UOA)	0
Carry forward orthodontic activity (UOA)	0
Baseline contract value	£472,961.14

ACCESS*

Patients seen in 24 months	Total	Change since previous quarter
Quarter ending March 2018	7,669	
Quarter ending June 2018	7,593	→
Quarter ending September 2018	7,560	→
Quarter ending December 2018	7,426	↓
Quarter ending March 2019	7,361	→
Variance since March 2018	(4.0%)	↓



ACTIVITY



Month	Adjusted Scheduled Activity (UDA)	
	2018	2019
April	382	656
May	1,528	1,945
June	2,583	2,177
July	4,396	4,777
August	6,032	6,197
September	7,315	7,510
October	7,811	8,628
November	9,515	10,023
December	10,549	10,926
January	12,015	12,445
February	13,746	13,947
March	15,229	15,430
April	15,693	16,159
May	15,701	16,215
June	15,701	16,215

QUALITY

	Quantity	Base Number	Contract	AT	Region	England
% of FP17s for the same patient ID Re-attending within 3 months - Children	221	3,051	7.2%	11.4%	11.3%	11.8%
% of FP17s for the same patient ID Re-attending within 3 months - Adults	734	5,812	12.6%	14.9%	15.4%	15.7%
% of FP17s for the same patient ID Re-attending between 3 & 9 months - Children	1,604	3,051	52.6%	58.4%	61.3%	58.9%
% of FP17s for the same patient ID Re-attending between 3 & 9 months - Adults	2,711	5,812	46.6%	49.0%	52.1%	50.8%
% of FP17s for Band 1 Urgent Courses	792	8,961	8.8%	9.7%	9.5%	9.1%
% of FP17s Relating to Free Repair or Replacements	41	8,961	0.5%	0.7%	0.6%	0.8%
% of FP17s Relating to Continuations	18	8,961	0.2%	0.6%	0.8%	0.9%
% of Patients satisfied with the dentistry they have received	0	0	N/A	92.3%	92.4%	92.5%
% of Patients satisfied with the time they had to wait for an appointment	0	0	N/A	84.2%	86.3%	87.0%

* This is based on patients treated on this contract for their most recent course of treatment. Figures in italics indicate the base number of FP17s or Patient Questionnaire responses are less than 100. N/A is shown where the base number of responses is less than 10 during the period. % is calculated as Quantity/Base number*100

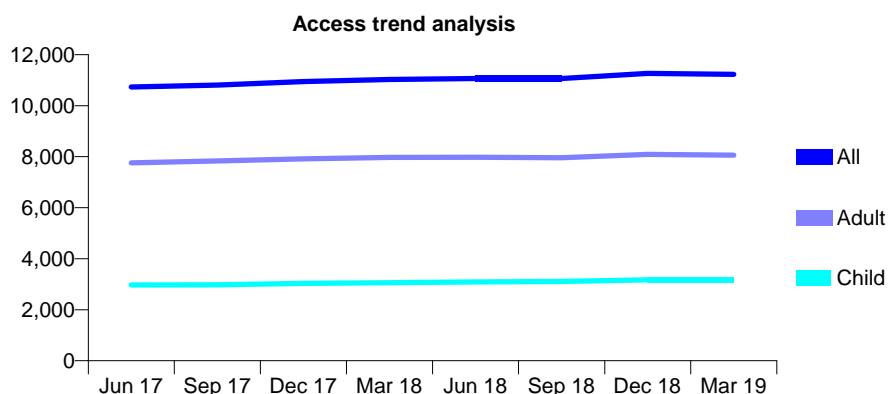
Q69 - Vital Signs At a Glance Contract Report for 184179/0003 - Year end March 2019

Name or company name	Rodericks Limited and the Dental House Lir
Contract type name	GDS Contract
Purpose of contract	General
Contract start date	16/11/2009
Contract end date	

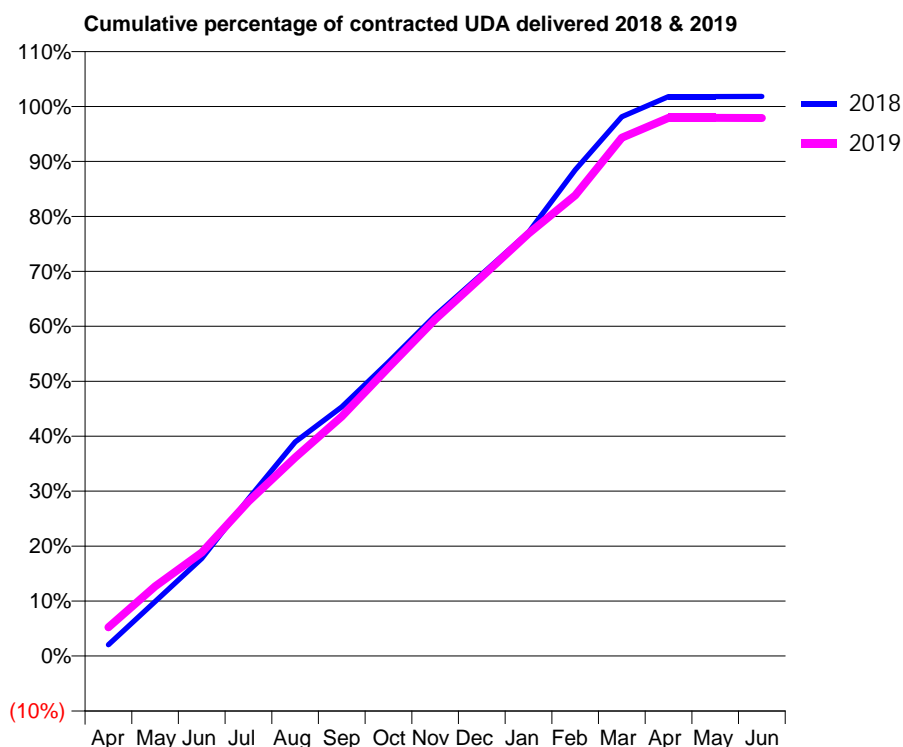
18/19 Contracted general activity (UDA)	25,000
Carry forward general activity (UDA)	-451
18/19 Contracted orthodontic activity (UOA)	0
Carry forward orthodontic activity (UOA)	0
Baseline contract value	£634,190.52

ACCESS*

Patients seen in 24 months	Total	Change since previous quarter
Quarter ending March 2018	11,031	
Quarter ending June 2018	11,068	→
Quarter ending September 2018	11,069	→
Quarter ending December 2018	11,263	→
Quarter ending March 2019	11,228	→
Variance since March 2018	1.8%	→



ACTIVITY



Month	Adjusted Scheduled Activity (UDA)	
	2018	2019
April	513	1,309
May	2,477	3,171
June	4,437	4,713
July	7,158	7,026
August	9,739	9,033
September	11,328	10,892
October	13,377	13,124
November	15,490	15,314
December	17,366	17,249
January	19,277	19,213
February	22,114	20,959
March	24,530	23,581
April	25,445	24,484
May	25,449	24,482
June	25,452	24,469

QUALITY

	Quantity	Base Number	Contract	AT	Region	England
% of FP17s for the same patient ID Re-attending within 3 months - Children	227	4,242	5.4%	11.4%	11.3%	11.8%
% of FP17s for the same patient ID Re-attending within 3 months - Adults	1,259	9,723	12.9%	14.9%	15.4%	15.7%
% of FP17s for the same patient ID Re-attending between 3 & 9 months - Children	2,470	4,242	58.2%	58.4%	61.3%	58.9%
% of FP17s for the same patient ID Re-attending between 3 & 9 months - Adults	4,847	9,723	49.9%	49.0%	52.1%	50.8%
% of FP17s for Band 1 Urgent Courses	1,047	12,886	8.1%	9.7%	9.5%	9.1%
% of FP17s Relating to Free Repair or Replacements	98	12,886	0.8%	0.7%	0.6%	0.8%
% of FP17s Relating to Continuations	31	12,886	0.2%	0.6%	0.8%	0.9%
% of Patients satisfied with the dentistry they have received	7	8	N/A	92.3%	92.4%	92.5%
% of Patients satisfied with the time they had to wait for an appointment	6	8	N/A	84.2%	86.3%	87.0%

* This is based on patients treated on this contract for their most recent course of treatment.

Figures in italics indicate the base number of FP17s or Patient Questionnaire responses are less than 100. N/A is shown where the base number of responses is less than 10 during the period. % is calculated as Quantity/Base number*100

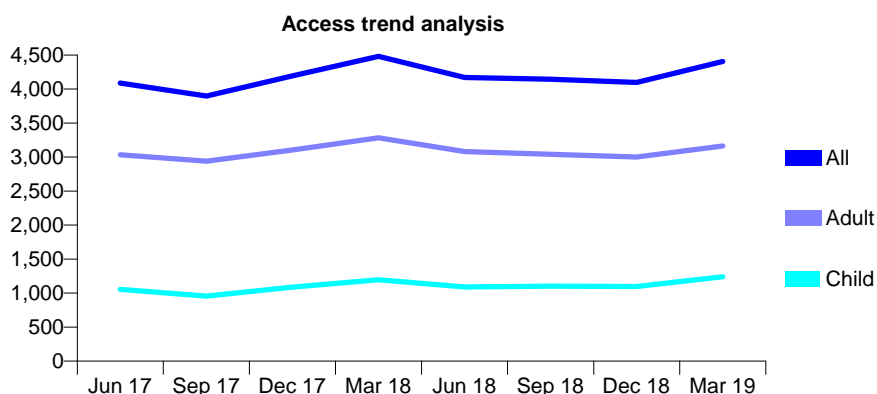
Q69 - Vital Signs At a Glance Contract Report for 184373/0001 - Year end March 2019

Name or company name	Valentine MacGreevy, Arti Sharma and Shi
Contract type name	GDS Contract
Purpose of contract	General
Contract start date	01/04/2015
Contract end date	

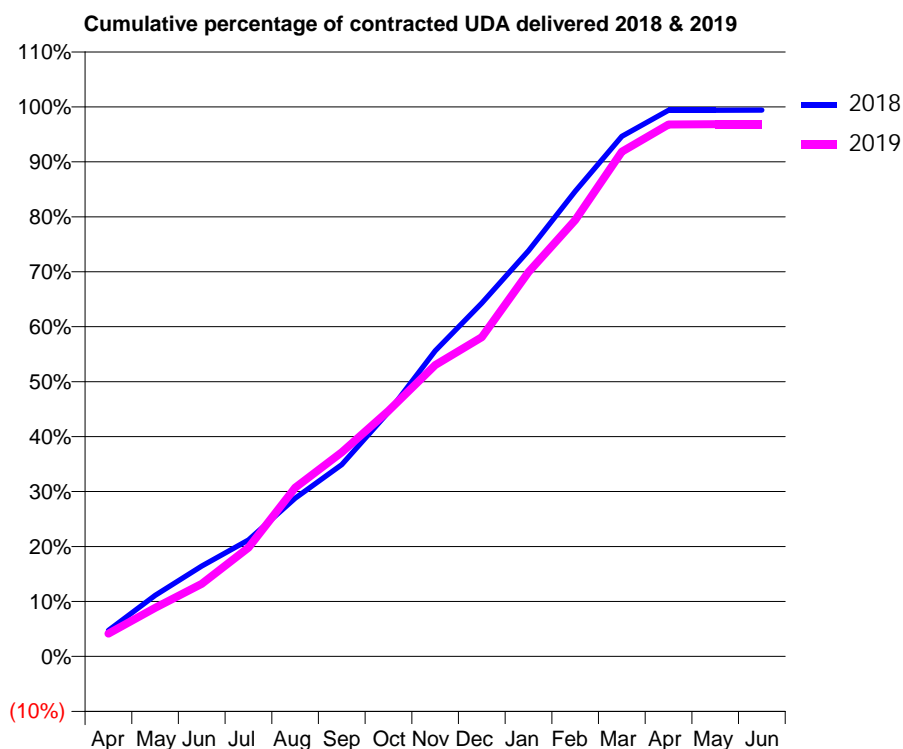
18/19 Contracted general activity (UDA)	11,814
Carry forward general activity (UDA)	70
18/19 Contracted orthodontic activity (UOA)	0
Carry forward orthodontic activity (UOA)	0
Baseline contract value	£336,918.24

ACCESS*

Patients seen in 24 months	Total	Change since previous quarter
Quarter ending March 2018	4,481	
Quarter ending June 2018	4,172	↓
Quarter ending September 2018	4,144	→
Quarter ending December 2018	4,097	↓
Quarter ending March 2019	4,405	↑
Variance since March 2018	(1.7%)	↓



ACTIVITY



Month	Adjusted Scheduled Activity (UDA)	
	2018	2019
April	560	493
May	1,311	1,046
June	1,942	1,561
July	2,504	2,338
August	3,402	3,627
September	4,123	4,387
October	5,250	5,278
November	6,570	6,262
December	7,597	6,862
January	8,721	8,264
February	9,998	9,380
March	11,181	10,850
April	11,741	11,434
May	11,741	11,439
June	11,743	11,440

QUALITY

	Quantity	Base Number	Contract	AT	Region	England
% of FP17s for the same patient ID Re-attending within 3 months - Children	102	1,882	5.4%	11.4%	11.3%	11.8%
% of FP17s for the same patient ID Re-attending within 3 months - Adults	400	4,070	9.8%	14.9%	15.4%	15.7%
% of FP17s for the same patient ID Re-attending between 3 & 9 months - Children	967	1,882	51.4%	58.4%	61.3%	58.9%
% of FP17s for the same patient ID Re-attending between 3 & 9 months - Adults	2,124	4,070	52.2%	49.0%	52.1%	50.8%
% of FP17s for Band 1 Urgent Courses	523	5,956	8.8%	9.7%	9.5%	9.1%
% of FP17s Relating to Free Repair or Replacements	22	5,956	0.4%	0.7%	0.6%	0.8%
% of FP17s Relating to Continuations	23	5,956	0.4%	0.6%	0.8%	0.9%
% of Patients satisfied with the dentistry they have received	1	1	N/A	92.3%	92.4%	92.5%
% of Patients satisfied with the time they had to wait for an appointment	1	1	N/A	84.2%	86.3%	87.0%

* This is based on patients treated on this contract for their most recent course of treatment. Figures in italics indicate the base number of FP17s or Patient Questionnaire responses are less than 100. N/A is shown where the base number of responses is less than 10 during the period. % is calculated as Quantity/Base number*100

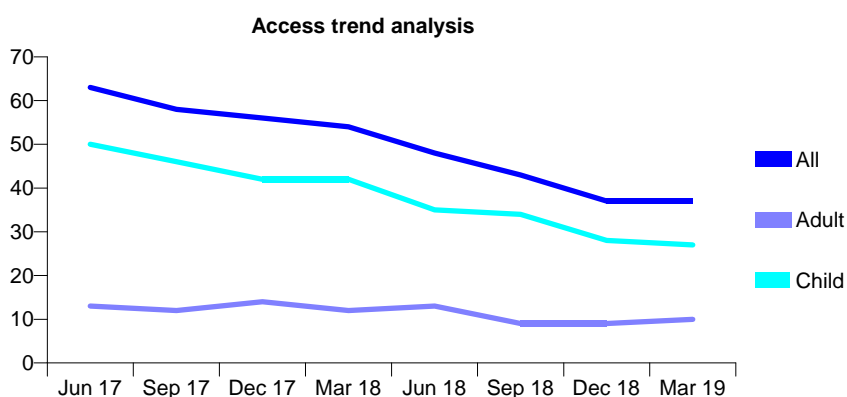
Q69 - Vital Signs At a Glance Contract Report for 186171/0001 - Year end March 2019

Name or company name	MR AK MURGAI
Contract type name	GDS Contract
Purpose of contract	General
Contract start date	28/02/2014
Contract end date	

18/19 Contracted general activity (UDA)	200
Carry forward general activity (UDA)	0
18/19 Contracted orthodontic activity (UOA)	0
Carry forward orthodontic activity (UOA)	0
Baseline contract value	£4,793.23

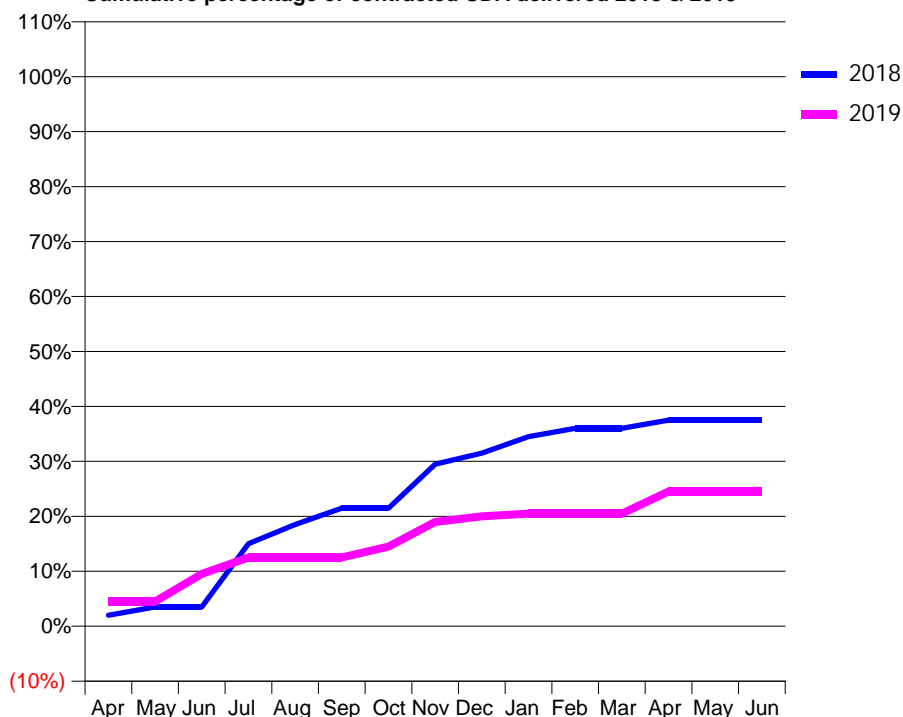
ACCESS*

Patients seen in 24 months	Total	Change since previous quarter
Quarter ending March 2018	54	
Quarter ending June 2018	48	↓
Quarter ending September 2018	43	↓
Quarter ending December 2018	37	↓
Quarter ending March 2019	37	→
Variance since March 2018	(31.5%)	↓



ACTIVITY

Cumulative percentage of contracted UDA delivered 2018 & 2019



Adjusted Scheduled Activity (UDA)

Month	2018	2019
April	4	9
May	7	9
June	7	19
July	30	25
August	37	25
September	43	25
October	43	29
November	59	38
December	63	40
January	69	41
February	72	41
March	72	41
April	75	49
May	75	49
June	75	49

QUALITY

	Quantity	Base Number	Contract	AT	Region	England
% of FP17s for the same patient ID Re-attending within 3 months - Children	0	31	0.0%	11.4%	11.3%	11.8%
% of FP17s for the same patient ID Re-attending within 3 months - Adults	0	1	0.0%	14.9%	15.4%	15.7%
% of FP17s for the same patient ID Re-attending between 3 & 9 months - Children	20	31	64.5%	58.4%	61.3%	58.9%
% of FP17s for the same patient ID Re-attending between 3 & 9 months - Adults	0	1	0.0%	49.0%	52.1%	50.8%
% of FP17s for Band 1 Urgent Courses	0	35	0.0%	9.7%	9.5%	9.1%
% of FP17s Relating to Free Repair or Replacements	0	35	0.0%	0.7%	0.6%	0.8%
% of FP17s Relating to Continuations	0	35	0.0%	0.6%	0.8%	0.9%
% of Patients satisfied with the dentistry they have received	0	0	N/A	92.3%	92.4%	92.5%
% of Patients satisfied with the time they had to wait for an appointment	0	0	N/A	84.2%	86.3%	87.0%

* This is based on patients treated on this contract for their most recent course of treatment.

Figures in italics indicate the base number of FP17s or Patient Questionnaire responses are less than 100. N/A is shown where the base number of responses is less than 10 during the period. % is calculated as Quantity/Base number*100

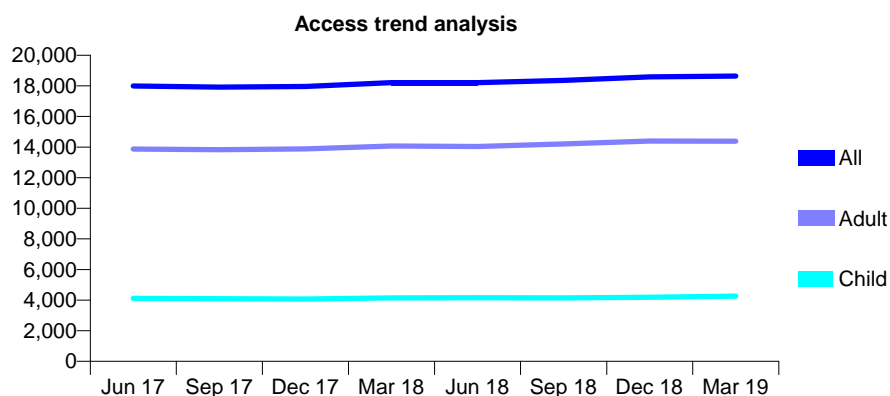
Q69 - Vital Signs At a Glance Contract Report for 186201/0001 - Year end March 2019

Name or company name	Perfect Smile Bracknell Limited
Contract type name	GDS Contract
Purpose of contract	General
Contract start date	01/11/2014
Contract end date	

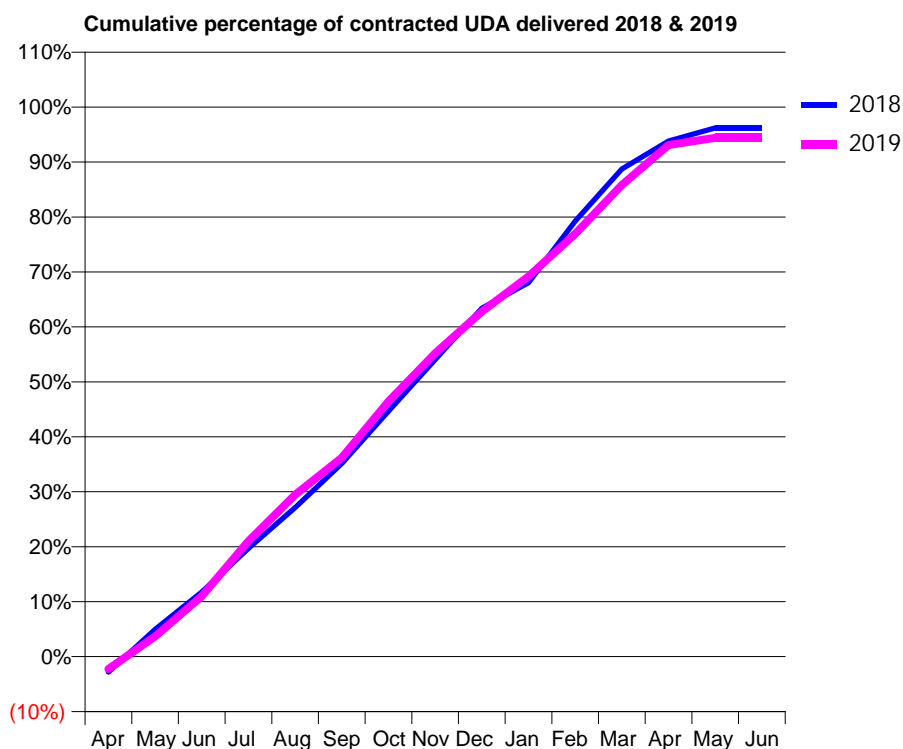
18/19 Contracted general activity (UDA)	51,904
Carry forward general activity (UDA)	1,910
18/19 Contracted orthodontic activity (UOA)	0
Carry forward orthodontic activity (UOA)	0
Baseline contract value	£1,326,289.73

ACCESS*

Patients seen in 24 months	Total	Change since previous quarter
Quarter ending March 2018	18,212	
Quarter ending June 2018	18,208	→
Quarter ending September 2018	18,357	→
Quarter ending December 2018	18,584	→
Quarter ending March 2019	18,641	→
Variance since March 2018	2.4%	↑



ACTIVITY



Month	Adjusted Scheduled Activity (UDA)	
	2018	2019
April	-1,430	-1,172
May	2,499	1,916
June	5,933	5,717
July	9,944	10,897
August	13,679	15,286
September	17,735	18,782
October	22,536	24,105
November	27,282	28,651
December	31,966	32,581
January	34,339	35,900
February	39,987	39,926
March	44,761	44,537
April	47,325	48,313
May	48,538	48,995
June	48,538	48,995

QUALITY

	Quantity	Base Number	Contract	AT	Region	England
% of FP17s for the same patient ID Re-attending within 3 months - Children	413	5,711	7.2%	11.4%	11.3%	11.8%
% of FP17s for the same patient ID Re-attending within 3 months - Adults	2,394	16,969	14.1%	14.9%	15.4%	15.7%
% of FP17s for the same patient ID Re-attending between 3 & 9 months - Children	2,648	5,711	46.4%	58.4%	61.3%	58.9%
% of FP17s for the same patient ID Re-attending between 3 & 9 months - Adults	6,995	16,969	41.2%	49.0%	52.1%	50.8%
% of FP17s for Band 1 Urgent Courses	2,046	22,950	8.9%	9.7%	9.5%	9.1%
% of FP17s Relating to Free Repair or Replacements	236	22,950	1.0%	0.7%	0.6%	0.8%
% of FP17s Relating to Continuations	457	22,950	2.0%	0.6%	0.8%	0.9%
% of Patients satisfied with the dentistry they have received	6	6	N/A	92.3%	92.4%	92.5%
% of Patients satisfied with the time they had to wait for an appointment	6	6	N/A	84.2%	86.3%	87.0%

* This is based on patients treated on this contract for their most recent course of treatment. Figures in italics indicate the base number of FP17s or Patient Questionnaire responses are less than 100. N/A is shown where the base number of responses is less than 10 during the period. % is calculated as Quantity/Base number*100

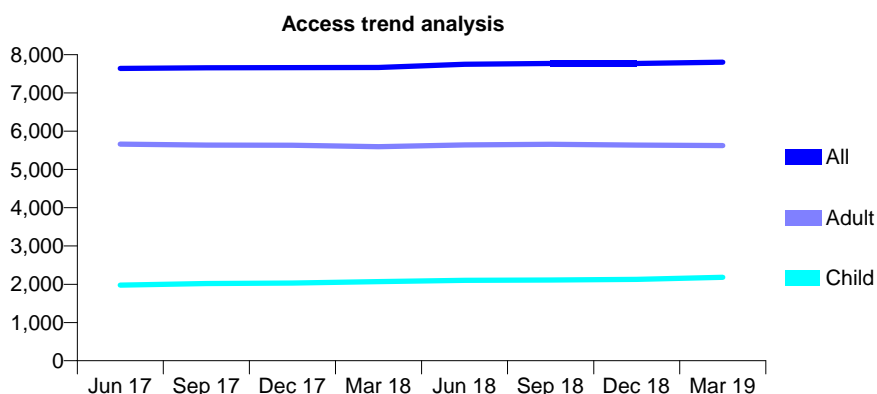
Q69 - Vital Signs At a Glance Contract Report for 186929/0001 - Year end March 2019

Name or company name	Smile Care Twyford Limited
Contract type name	GDS Contract
Purpose of contract	General
Contract start date	01/07/2013
Contract end date	

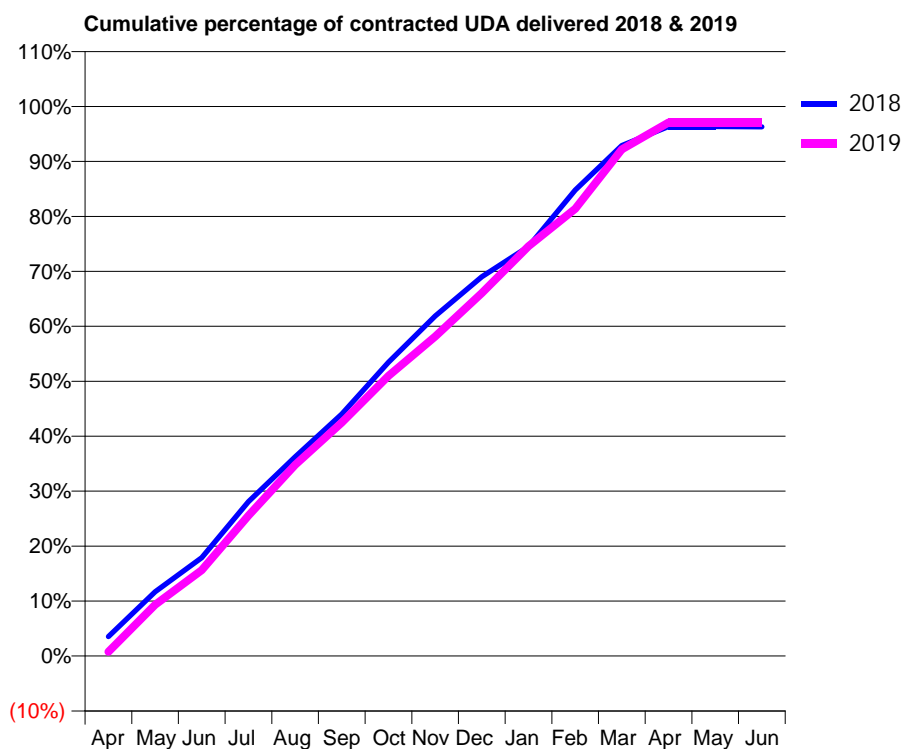
18/19 Contracted general activity (UDA)	15,956
Carry forward general activity (UDA)	588
18/19 Contracted orthodontic activity (UOA)	0
Carry forward orthodontic activity (UOA)	0
Baseline contract value	£385,283.68

ACCESS*

Patients seen in 24 months	Total	Change since previous quarter
Quarter ending March 2018	7,664	
Quarter ending June 2018	7,747	→
Quarter ending September 2018	7,768	→
Quarter ending December 2018	7,767	→
Quarter ending March 2019	7,804	→
Variance since March 2018	1.8%	→



ACTIVITY



Month	Adjusted Scheduled Activity (UDA)	
	2018	2019
April	568	126
May	1,867	1,488
June	2,857	2,494
July	4,483	4,080
August	5,784	5,549
September	7,024	6,778
October	8,527	8,135
November	9,871	9,276
December	11,009	10,539
January	11,890	11,899
February	13,529	12,985
March	14,821	14,706
April	15,375	15,490
May	15,373	15,491
June	15,368	15,491

QUALITY

	Quantity	Base Number	Contract	AT	Region	England
% of FP17s for the same patient ID Re-attending within 3 months - Children	164	3,170	5.2%	11.4%	11.3%	11.8%
% of FP17s for the same patient ID Re-attending within 3 months - Adults	787	6,977	11.3%	14.9%	15.4%	15.7%
% of FP17s for the same patient ID Re-attending between 3 & 9 months - Children	1,878	3,170	59.2%	58.4%	61.3%	58.9%
% of FP17s for the same patient ID Re-attending between 3 & 9 months - Adults	3,523	6,977	50.5%	49.0%	52.1%	50.8%
% of FP17s for Band 1 Urgent Courses	803	9,728	8.3%	9.7%	9.5%	9.1%
% of FP17s Relating to Free Repair or Replacements	46	9,728	0.5%	0.7%	0.6%	0.8%
% of FP17s Relating to Continuations	9	9,728	0.1%	0.6%	0.8%	0.9%
% of Patients satisfied with the dentistry they have received	4	4	N/A	92.3%	92.4%	92.5%
% of Patients satisfied with the time they had to wait for an appointment	3	4	N/A	84.2%	86.3%	87.0%

* This is based on patients treated on this contract for their most recent course of treatment.

Figures in italics indicate the base number of FP17s or Patient Questionnaire responses are less than 100. N/A is shown where the base number of responses is less than 10 during the period. % is calculated as Quantity/Base number*100

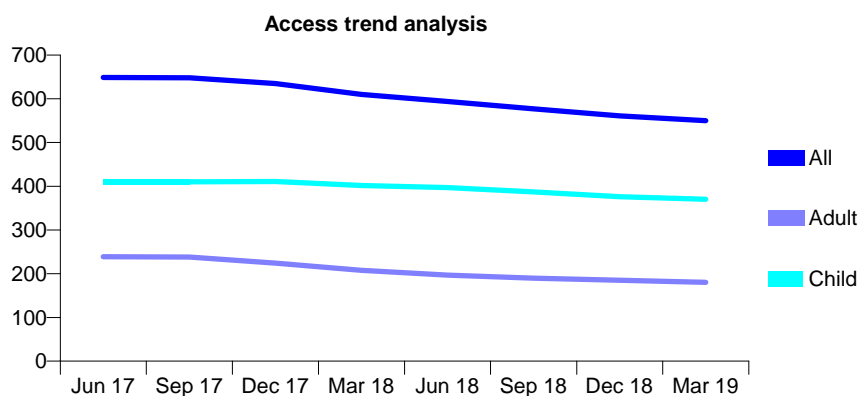
Q69 - Vital Signs At a Glance Contract Report for 188921/0001 - Year end March 2019

Name or company name	Portman Healthcare Limited
Contract type name	GDS Contract
Purpose of contract	General
Contract start date	01/07/2009
Contract end date	

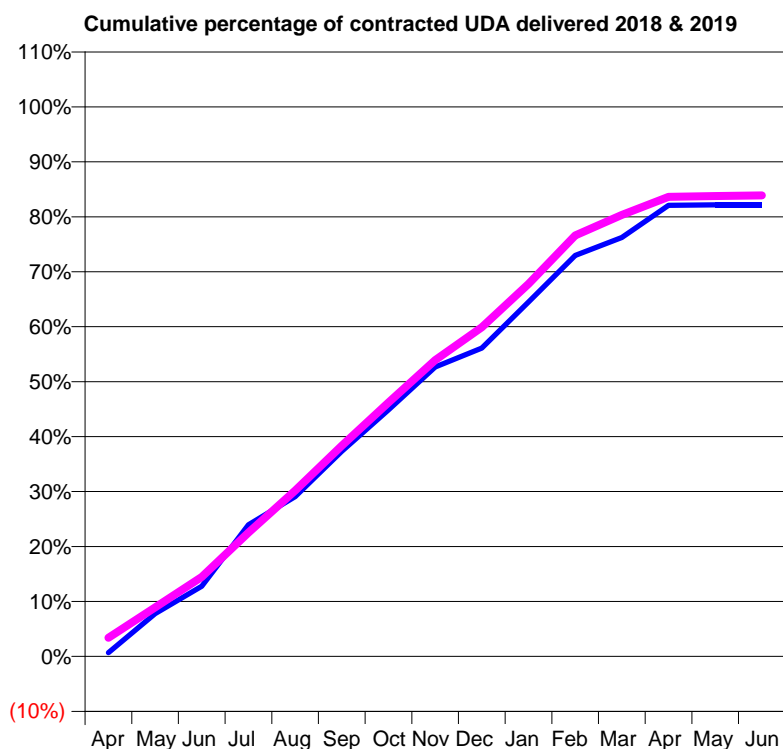
18/19 Contracted general activity (UDA)	1,308
Carry forward general activity (UDA)	0
18/19 Contracted orthodontic activity (UOA)	0
Carry forward orthodontic activity (UOA)	0
Baseline contract value	£31,798.39

ACCESS*

Patients seen in 24 months	Total	Change since previous quarter
Quarter ending March 2018	610	
Quarter ending June 2018	594	↓
Quarter ending September 2018	577	↓
Quarter ending December 2018	561	↓
Quarter ending March 2019	550	↓
Variance since March 2018	(9.8%)	↓



ACTIVITY



Month	Adjusted Scheduled Activity (UDA)	
	2018	2019
April	9	44
May	102	117
June	167	189
July	313	295
August	380	395
September	488	502
October	587	604
November	689	705
December	734	783
January	844	887
February	954	1,002
March	997	1,051
April	1,074	1,094
May	1,075	1,096
June	1,075	1,097

QUALITY

	Quantity	Base Number	Contract	AT	Region	England
% of FP17s for the same patient ID Re-attending within 3 months - Children	40	600	6.7%	11.4%	11.3%	11.8%
% of FP17s for the same patient ID Re-attending within 3 months - Adults	19	178	10.7%	14.9%	15.4%	15.7%
% of FP17s for the same patient ID Re-attending between 3 & 9 months - Children	424	600	70.7%	58.4%	61.3%	58.9%
% of FP17s for the same patient ID Re-attending between 3 & 9 months - Adults	86	178	48.3%	49.0%	52.1%	50.8%
% of FP17s for Band 1 Urgent Courses	31	767	4.0%	9.7%	9.5%	9.1%
% of FP17s Relating to Free Repair or Replacements	2	767	0.3%	0.7%	0.6%	0.8%
% of FP17s Relating to Continuations	0	767	0.0%	0.6%	0.8%	0.9%
% of Patients satisfied with the dentistry they have received	0	0	N/A	92.3%	92.4%	92.5%
% of Patients satisfied with the time they had to wait for an appointment	0	0	N/A	84.2%	86.3%	87.0%

* This is based on patients treated on this contract for their most recent course of treatment. Figures in italics indicate the base number of FP17s or Patient Questionnaire responses are less than 100. N/A is shown where the base number of responses is less than 10 during the period. % is calculated as Quantity/Base number*100

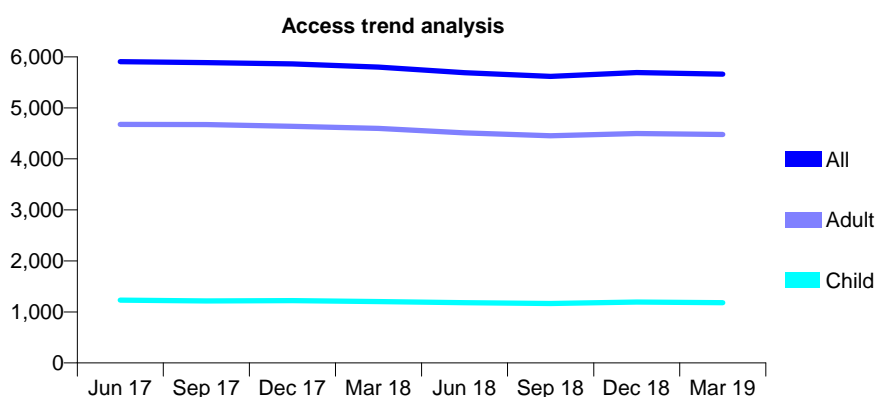
Q69 - Vital Signs At a Glance Contract Report for 189855/0001 - Year end March 2019

Name or company name	Halford House Dental Partnership
Contract type name	GDS Contract
Purpose of contract	General
Contract start date	14/10/2014
Contract end date	

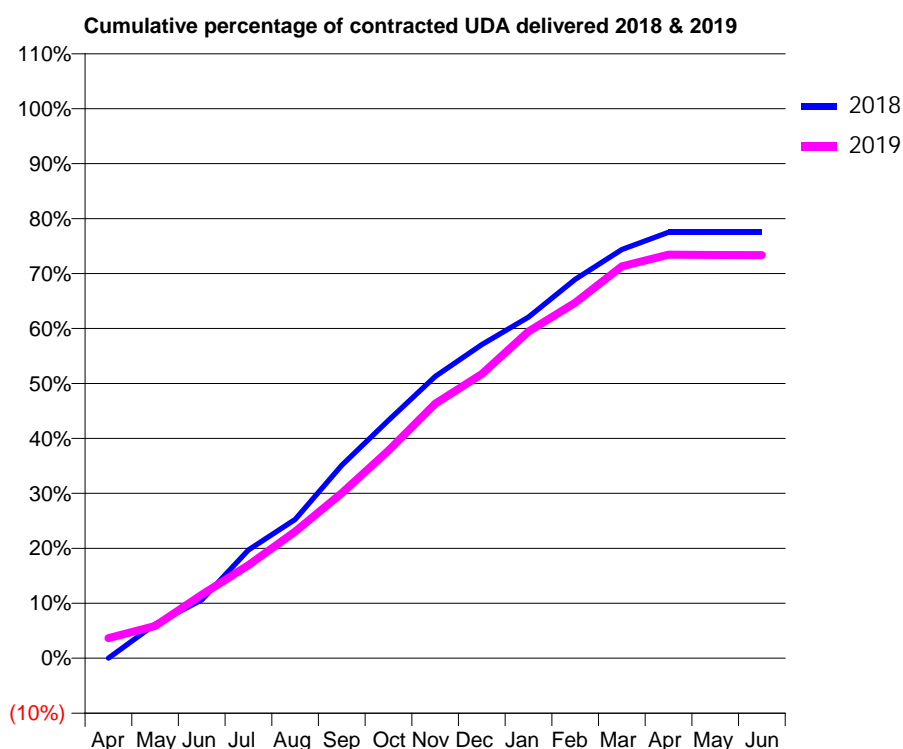
18/19 Contracted general activity (UDA)	19,855
Carry forward general activity (UDA)	0
18/19 Contracted orthodontic activity (UOA)	0
Carry forward orthodontic activity (UOA)	0
Baseline contract value	£443,342.32

ACCESS*

Patients seen in 24 months	Total	Change since previous quarter
Quarter ending March 2018	5,801	
Quarter ending June 2018	5,691	↓
Quarter ending September 2018	5,617	↓
Quarter ending December 2018	5,692	→
Quarter ending March 2019	5,661	→
Variance since March 2018	(2.4%)	↓



ACTIVITY



Month	Adjusted Scheduled Activity (UDA)	
	2018	2019
April	0	727
May	1,231	1,166
June	2,110	2,297
July	3,910	3,368
August	5,017	4,576
September	6,971	5,963
October	8,596	7,503
November	10,177	9,193
December	11,332	10,265
January	12,324	11,807
February	13,689	12,850
March	14,767	14,159
April	15,388	14,576
May	15,391	14,568
June	15,391	14,565

QUALITY

	Quantity	Base Number	Contract	AT	Region	England
% of FP17s for the same patient ID Re-attending within 3 months - Children	117	1,796	6.5%	11.4%	11.3%	11.8%
% of FP17s for the same patient ID Re-attending within 3 months - Adults	890	6,551	13.6%	14.9%	15.4%	15.7%
% of FP17s for the same patient ID Re-attending between 3 & 9 months - Children	1,158	1,796	64.5%	58.4%	61.3%	58.9%
% of FP17s for the same patient ID Re-attending between 3 & 9 months - Adults	4,040	6,551	61.7%	49.0%	52.1%	50.8%
% of FP17s for Band 1 Urgent Courses	633	8,185	7.7%	9.7%	9.5%	9.1%
% of FP17s Relating to Free Repair or Replacements	121	8,185	1.5%	0.7%	0.6%	0.8%
% of FP17s Relating to Continuations	163	8,185	2.0%	0.6%	0.8%	0.9%
% of Patients satisfied with the dentistry they have received	2	2	N/A	92.3%	92.4%	92.5%
% of Patients satisfied with the time they had to wait for an appointment	2	2	N/A	84.2%	86.3%	87.0%

* This is based on patients treated on this contract for their most recent course of treatment.

Figures in italics indicate the base number of FP17s or Patient Questionnaire responses are less than 100. N/A is shown where the base number of responses is less than 10 during the period. % is calculated as Quantity/Base number*100

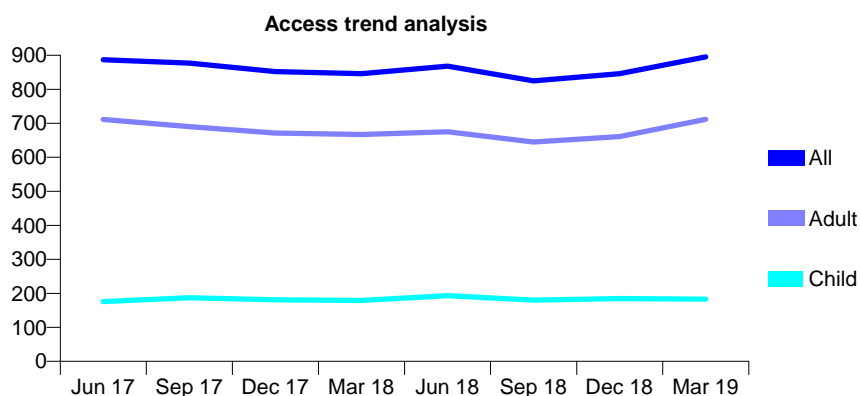
Q69 - Vital Signs At a Glance Contract Report for 190764/0001 - Year end March 2019

Name or company name	The Dental Practice
Contract type name	GDS Contract
Purpose of contract	General
Contract start date	01/08/2012
Contract end date	

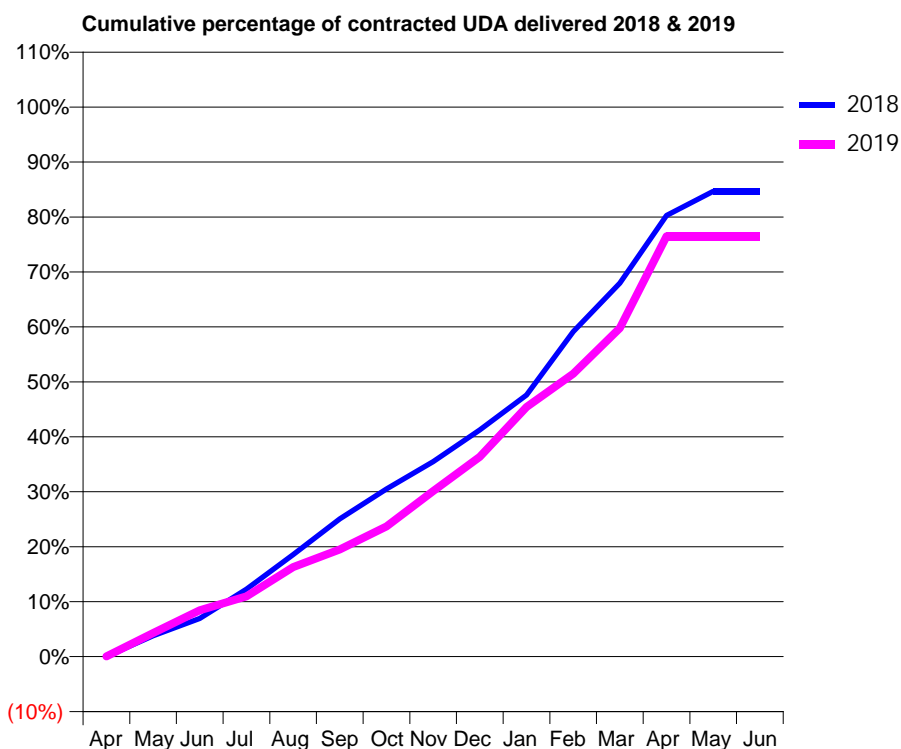
18/19 Contracted general activity (UDA)	4,946
Carry forward general activity (UDA)	0
18/19 Contracted orthodontic activity (UOA)	0
Carry forward orthodontic activity (UOA)	0
Baseline contract value	£121,134.34

ACCESS*

Patients seen in 24 months	Total	Change since previous quarter
Quarter ending March 2018	846	
Quarter ending June 2018	868	↑
Quarter ending September 2018	825	↓
Quarter ending December 2018	846	↑
Quarter ending March 2019	895	↑
Variance since March 2018	5.8%	↑



ACTIVITY



Month	Adjusted Scheduled Activity (UDA)	
	2018	2019
April	0	2
May	187	213
June	344	417
July	608	542
August	919	805
September	1,239	964
October	1,509	1,172
November	1,755	1,490
December	2,040	1,799
January	2,354	2,247
February	2,925	2,547
March	3,361	2,957
April	3,970	3,784
May	4,188	3,783
June	4,188	3,783

QUALITY

	Quantity	Base Number	Contract	AT	Region	England
% of FP17s for the same patient ID Re-attending within 3 months - Children	22	205	10.7%	11.4%	11.3%	11.8%
% of FP17s for the same patient ID Re-attending within 3 months - Adults	169	829	20.4%	14.9%	15.4%	15.7%
% of FP17s for the same patient ID Re-attending between 3 & 9 months - Children	87	205	42.4%	58.4%	61.3%	58.9%
% of FP17s for the same patient ID Re-attending between 3 & 9 months - Adults	221	829	26.7%	49.0%	52.1%	50.8%
% of FP17s for Band 1 Urgent Courses	350	1,088	32.2%	9.7%	9.5%	9.1%
% of FP17s Relating to Free Repair or Replacements	3	1,088	0.3%	0.7%	0.6%	0.8%
% of FP17s Relating to Continuations	1	1,088	0.1%	0.6%	0.8%	0.9%
% of Patients satisfied with the dentistry they have received	1	1	N/A	92.3%	92.4%	92.5%
% of Patients satisfied with the time they had to wait for an appointment	0	1	N/A	84.2%	86.3%	87.0%

* This is based on patients treated on this contract for their most recent course of treatment. Figures in italics indicate the base number of FP17s or Patient Questionnaire responses are less than 100. N/A is shown where the base number of responses is less than 10 during the period. % is calculated as Quantity/Base number*100

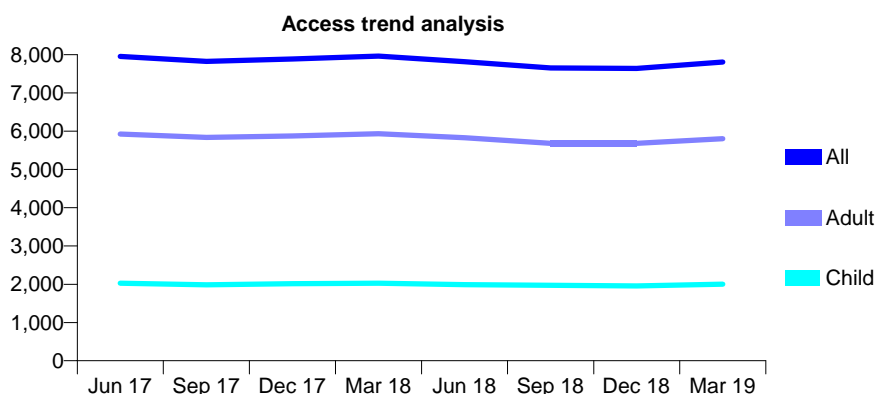
Q69 - Vital Signs At a Glance Contract Report for 193550/0001 - Year end March 2019

Name or company name	Banbury Dental Surgery
Contract type name	GDS Contract
Purpose of contract	General
Contract start date	01/08/2009
Contract end date	

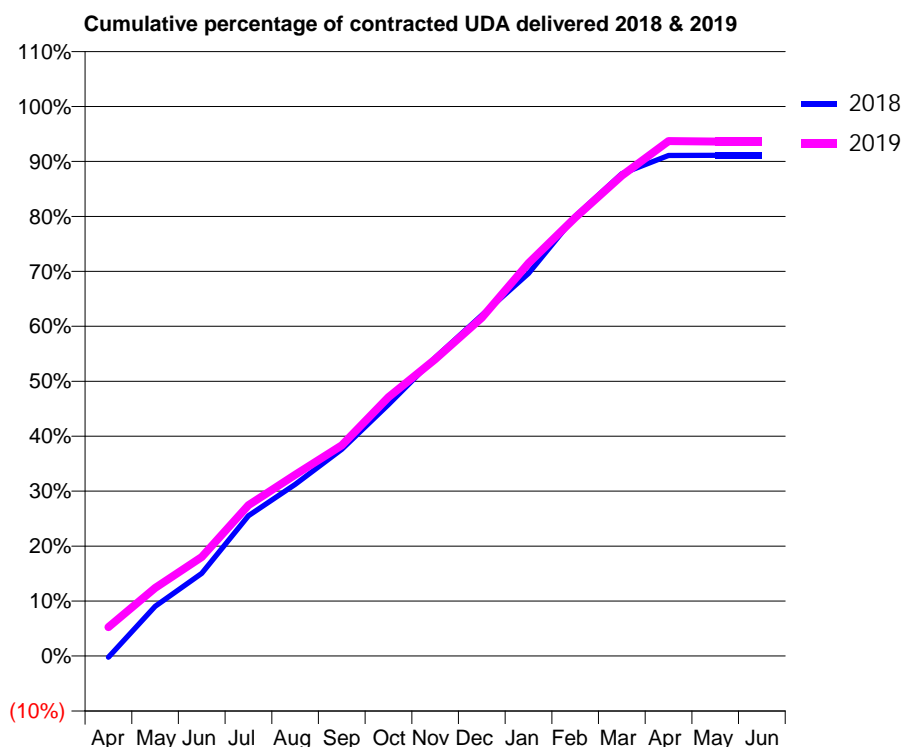
18/19 Contracted general activity (UDA)	22,000
Carry forward general activity (UDA)	0
18/19 Contracted orthodontic activity (UOA)	0
Carry forward orthodontic activity (UOA)	0
Baseline contract value	£502,857.22

ACCESS*

Patients seen in 24 months	Total	Change since previous quarter
Quarter ending March 2018	7,963	
Quarter ending June 2018	7,816	↓
Quarter ending September 2018	7,654	↓
Quarter ending December 2018	7,638	→
Quarter ending March 2019	7,805	↑
Variance since March 2018	(2.0%)	↓



ACTIVITY



Month	Adjusted Scheduled Activity (UDA)	
	2018	2019
April	-50	1,155
May	1,991	2,724
June	3,305	3,966
July	5,616	6,041
August	6,875	7,258
September	8,273	8,430
October	10,068	10,367
November	11,948	11,884
December	13,642	13,541
January	15,316	15,726
February	17,606	17,553
March	19,307	19,235
April	20,040	20,617
May	20,042	20,596
June	20,042	20,596

QUALITY

	Quantity	Base Number	Contract	AT	Region	England
% of FP17s for the same patient ID Re-attending within 3 months - Children	179	2,799	6.4%	11.4%	11.3%	11.8%
% of FP17s for the same patient ID Re-attending within 3 months - Adults	937	7,407	12.7%	14.9%	15.4%	15.7%
% of FP17s for the same patient ID Re-attending between 3 & 9 months - Children	1,716	2,799	61.3%	58.4%	61.3%	58.9%
% of FP17s for the same patient ID Re-attending between 3 & 9 months - Adults	4,061	7,407	54.8%	49.0%	52.1%	50.8%
% of FP17s for Band 1 Urgent Courses	752	10,378	7.2%	9.7%	9.5%	9.1%
% of FP17s Relating to Free Repair or Replacements	98	10,378	0.9%	0.7%	0.6%	0.8%
% of FP17s Relating to Continuations	32	10,378	0.3%	0.6%	0.8%	0.9%
% of Patients satisfied with the dentistry they have received	3	3	N/A	92.3%	92.4%	92.5%
% of Patients satisfied with the time they had to wait for an appointment	2	3	N/A	84.2%	86.3%	87.0%

* This is based on patients treated on this contract for their most recent course of treatment.

Figures in italics indicate the base number of FP17s or Patient Questionnaire responses are less than 100. N/A is shown where the base number of responses is less than 10 during the period. % is calculated as Quantity/Base number*100

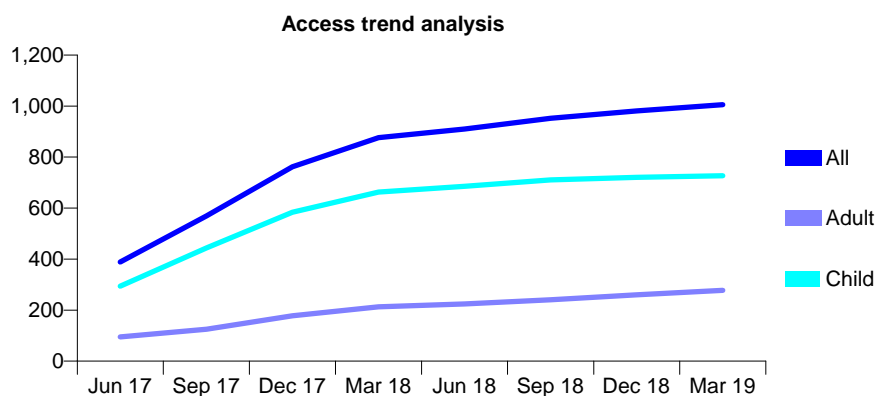
Q69 - Vital Signs At a Glance Contract Report for 195057/0001 - Year end March 2019

Name or company name	AM Dentalcare
Contract type name	GDS Contract
Purpose of contract	General
Contract start date	01/09/2011
Contract end date	

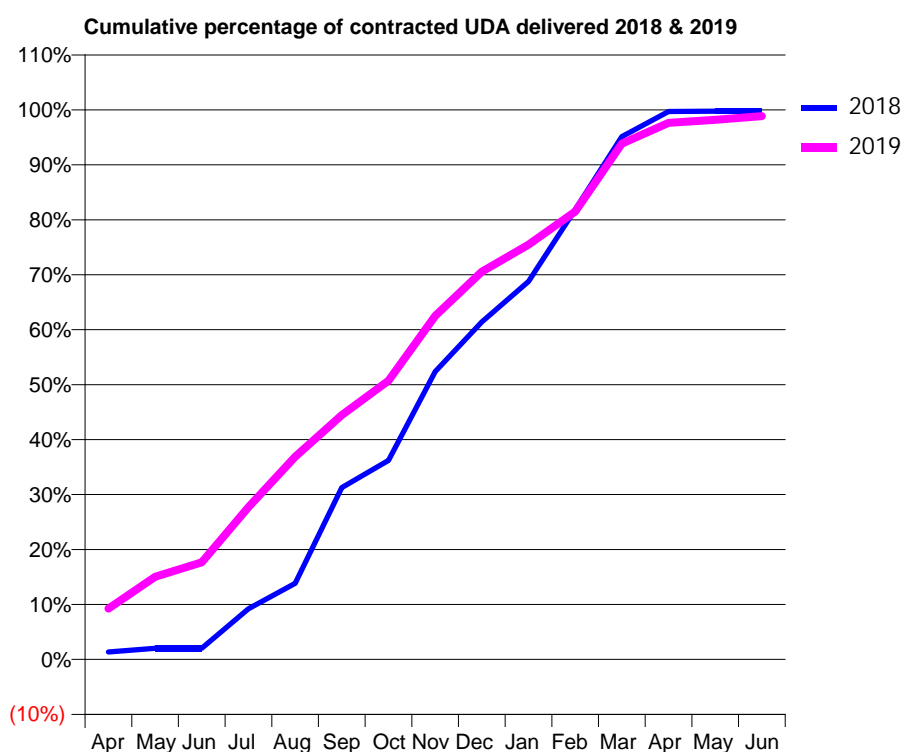
18/19 Contracted general activity (UDA)	2,712
Carry forward general activity (UDA)	-61
18/19 Contracted orthodontic activity (UOA)	0
Carry forward orthodontic activity (UOA)	0
Baseline contract value	£65,983.75

ACCESS*

Patients seen in 24 months	Total	Change since previous quarter
Quarter ending March 2018	876	
Quarter ending June 2018	910	↑
Quarter ending September 2018	952	↑
Quarter ending December 2018	981	↑
Quarter ending March 2019	1,005	↑
Variance since March 2018	14.7%	↑



ACTIVITY



Month	2018	2019
April	33	251
May	49	408
June	49	479
July	224	752
August	336	1,001
September	759	1,205
October	879	1,375
November	1,271	1,695
December	1,490	1,913
January	1,669	2,047
February	1,987	2,211
March	2,308	2,545
April	2,420	2,648
May	2,421	2,663
June	2,421	2,681

QUALITY

	Quantity	Base Number	Contract	AT	Region	England
% of FP17s for the same patient ID Re-attending within 3 months - Children	47	1,004	4.7%	11.4%	11.3%	11.8%
% of FP17s for the same patient ID Re-attending within 3 months - Adults	67	305	22.0%	14.9%	15.4%	15.7%
% of FP17s for the same patient ID Re-attending between 3 & 9 months - Children	581	1,004	57.9%	58.4%	61.3%	58.9%
% of FP17s for the same patient ID Re-attending between 3 & 9 months - Adults	132	305	43.3%	49.0%	52.1%	50.8%
% of FP17s for Band 1 Urgent Courses	79	1,302	6.1%	9.7%	9.5%	9.1%
% of FP17s Relating to Free Repair or Replacements	2	1,302	0.2%	0.7%	0.6%	0.8%
% of FP17s Relating to Continuations	18	1,302	1.4%	0.6%	0.8%	0.9%
% of Patients satisfied with the dentistry they have received	0	0	N/A	92.3%	92.4%	92.5%
% of Patients satisfied with the time they had to wait for an appointment	0	0	N/A	84.2%	86.3%	87.0%

* This is based on patients treated on this contract for their most recent course of treatment. Figures in italics indicate the base number of FP17s or Patient Questionnaire responses are less than 100. N/A is shown where the base number of responses is less than 10 during the period. % is calculated as Quantity/Base number*100

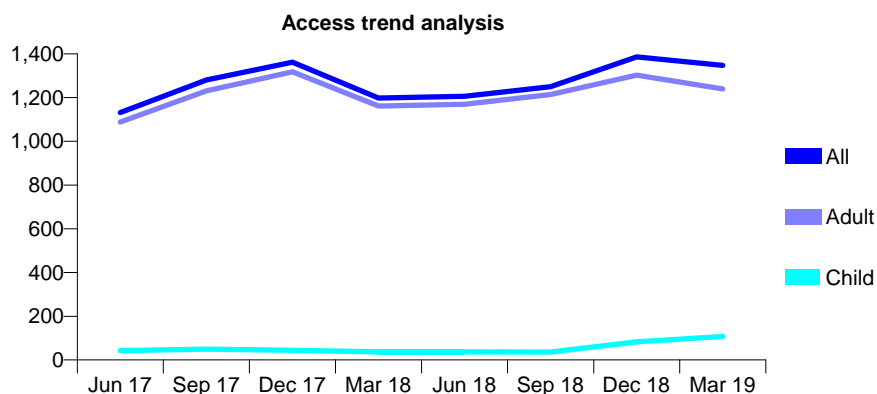
Q69 - Vital Signs At a Glance Contract Report for 195472/0001 - Year end March 2019

Name or company name	DA CLINICS LTD
Contract type name	GDS Contract
Purpose of contract	General
Contract start date	01/04/2008
Contract end date	

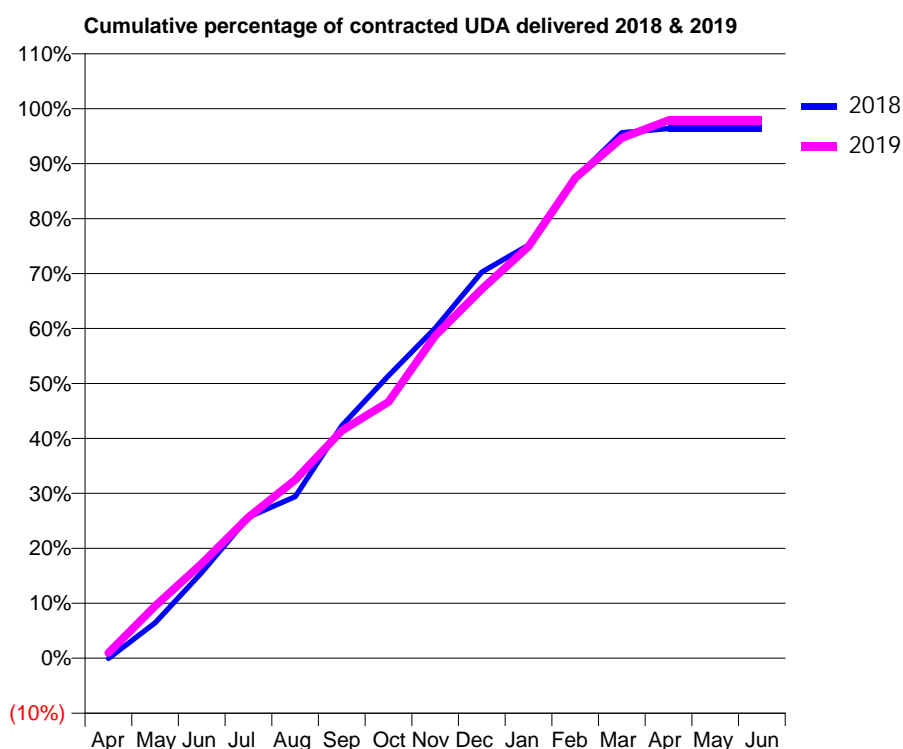
18/19 Contracted general activity (UDA)	5,053
Carry forward general activity (UDA)	183
18/19 Contracted orthodontic activity (UOA)	0
Carry forward orthodontic activity (UOA)	0
Baseline contract value	£105,565.71

ACCESS*

Patients seen in 24 months	Total	Change since previous quarter
Quarter ending March 2018	1,198	
Quarter ending June 2018	1,206	→
Quarter ending September 2018	1,250	↑
Quarter ending December 2018	1,386	↑
Quarter ending March 2019	1,347	↓
Variance since March 2018	12.4%	↑



ACTIVITY



Month	Adjusted Scheduled Activity (UDA)	
	2018	2019
April	-4	50
May	326	481
June	788	870
July	1,298	1,297
August	1,486	1,641
September	2,137	2,093
October	2,597	2,357
November	3,036	2,965
December	3,551	3,394
January	3,799	3,786
February	4,414	4,415
March	4,832	4,783
April	4,870	4,946
May	4,870	4,946
June	4,870	4,946

QUALITY

	Quantity	Base Number	Contract	AT	Region	England
% of FP17s for the same patient ID Re-attending within 3 months - Children	2	137	1.5%	11.4%	11.3%	11.8%
% of FP17s for the same patient ID Re-attending within 3 months - Adults	266	2,338	11.4%	14.9%	15.4%	15.7%
% of FP17s for the same patient ID Re-attending between 3 & 9 months - Children	19	137	13.9%	58.4%	61.3%	58.9%
% of FP17s for the same patient ID Re-attending between 3 & 9 months - Adults	1,579	2,338	67.5%	49.0%	52.1%	50.8%
% of FP17s for Band 1 Urgent Courses	131	2,529	5.2%	9.7%	9.5%	9.1%
% of FP17s Relating to Free Repair or Replacements	20	2,529	0.8%	0.7%	0.6%	0.8%
% of FP17s Relating to Continuations	62	2,529	2.5%	0.6%	0.8%	0.9%
% of Patients satisfied with the dentistry they have received	0	0	N/A	92.3%	92.4%	92.5%
% of Patients satisfied with the time they had to wait for an appointment	0	0	N/A	84.2%	86.3%	87.0%

* This is based on patients treated on this contract for their most recent course of treatment.

Figures in italics indicate the base number of FP17s or Patient Questionnaire responses are less than 100. N/A is shown where the base number of responses is less than 10 during the period. % is calculated as Quantity/Base number*100

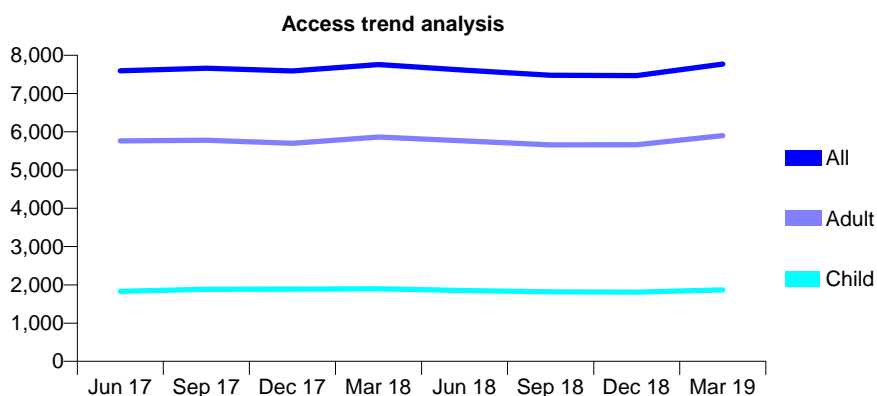
Q69 - Vital Signs At a Glance Contract Report for 195472/0002 - Year end March 2019

Name or company name	DA CLINICS LTD
Contract type name	GDS Contract
Purpose of contract	General
Contract start date	01/04/2008
Contract end date	

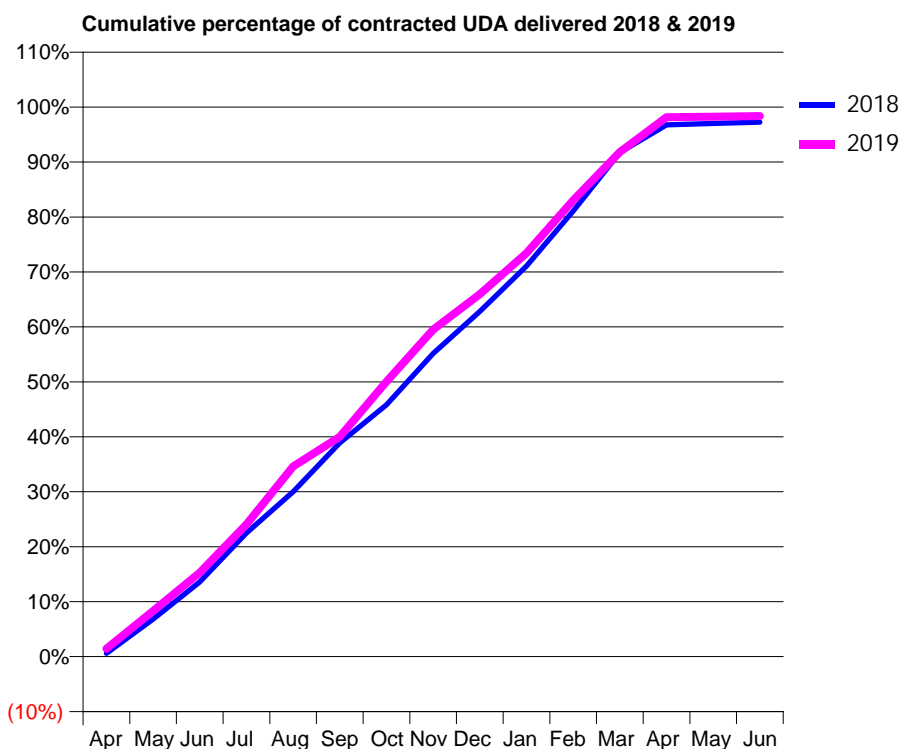
18/19 Contracted general activity (UDA)	22,660
Carry forward general activity (UDA)	621
18/19 Contracted orthodontic activity (UOA)	0
Carry forward orthodontic activity (UOA)	0
Baseline contract value	£560,140.90

ACCESS*

Patients seen in 24 months	Total	Change since previous quarter
Quarter ending March 2018	7,759	
Quarter ending June 2018	7,610	↓
Quarter ending September 2018	7,476	↓
Quarter ending December 2018	7,470	→
Quarter ending March 2019	7,768	↑
Variance since March 2018	0.1%	→



ACTIVITY



Month	Adjusted Scheduled Activity (UDA)	
	2018	2019
April	135	326
May	1,549	1,881
June	3,080	3,459
July	5,098	5,455
August	6,797	7,844
September	8,811	9,066
October	10,385	11,341
November	12,499	13,487
December	14,230	14,941
January	16,105	16,637
February	18,375	18,814
March	20,781	20,805
April	21,929	22,242
May	21,986	22,264
June	22,038	22,288

QUALITY

	Quantity	Base Number	Contract	AT	Region	England
% of FP17s for the same patient ID Re-attending within 3 months - Children	127	2,945	4.3%	11.4%	11.3%	11.8%
% of FP17s for the same patient ID Re-attending within 3 months - Adults	1,143	9,409	12.1%	14.9%	15.4%	15.7%
% of FP17s for the same patient ID Re-attending between 3 & 9 months - Children	2,020	2,945	68.6%	58.4%	61.3%	58.9%
% of FP17s for the same patient ID Re-attending between 3 & 9 months - Adults	6,287	9,409	66.8%	49.0%	52.1%	50.8%
% of FP17s for Band 1 Urgent Courses	565	12,418	4.5%	9.7%	9.5%	9.1%
% of FP17s Relating to Free Repair or Replacements	84	12,418	0.7%	0.7%	0.6%	0.8%
% of FP17s Relating to Continuations	114	12,418	0.9%	0.6%	0.8%	0.9%
% of Patients satisfied with the dentistry they have received	5	5	N/A	92.3%	92.4%	92.5%
% of Patients satisfied with the time they had to wait for an appointment	5	5	N/A	84.2%	86.3%	87.0%

* This is based on patients treated on this contract for their most recent course of treatment. Figures in italics indicate the base number of FP17s or Patient Questionnaire responses are less than 100. N/A is shown where the base number of responses is less than 10 during the period. % is calculated as Quantity/Base number*100

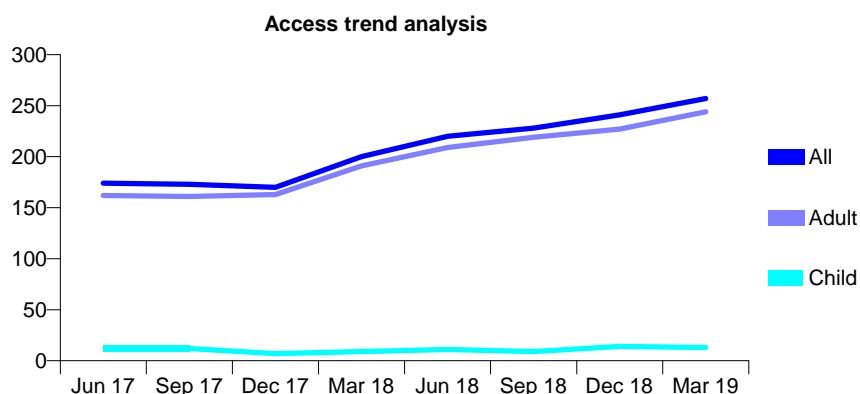
Q69 - Vital Signs At a Glance Contract Report for 195472/0003 - Year end March 2019

Name or company name	DA CLINICS LTD
Contract type name	PDS Contract
Purpose of contract	General
Contract start date	01/04/2008
Contract end date	31/03/2021

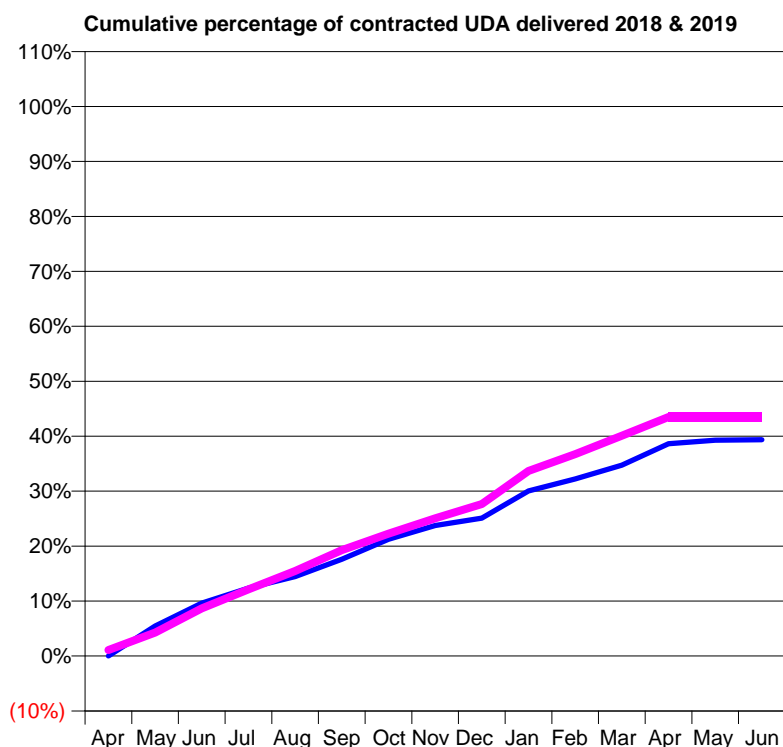
18/19 Contracted general activity (UDA)	1,204
Carry forward general activity (UDA)	0
18/19 Contracted orthodontic activity (UOA)	0
Carry forward orthodontic activity (UOA)	0
Baseline contract value	£54,431.61

ACCESS*

Patients seen in 24 months	Total	Change since previous quarter
Quarter ending March 2018	200	
Quarter ending June 2018	220	↑
Quarter ending September 2018	228	↑
Quarter ending December 2018	241	↑
Quarter ending March 2019	257	↑
Variance since March 2018	28.5%	↑



ACTIVITY



Month	Adjusted Scheduled Activity (UDA)	
	2018	2019
April	0	13
May	66	52
June	116	104
July	149	146
August	174	187
September	212	232
October	256	268
November	286	302
December	302	333
January	362	405
February	388	443
March	418	483
April	465	524
May	473	524
June	474	524

QUALITY

	Quantity	Base Number	Contract	AT	Region	England
% of FP17s for the same patient ID Re-attending within 3 months - Children	0	36	0.0%	11.4%	11.3%	11.8%
% of FP17s for the same patient ID Re-attending within 3 months - Adults	5	386	1.3%	14.9%	15.4%	15.7%
% of FP17s for the same patient ID Re-attending between 3 & 9 months - Children	0	36	0.0%	58.4%	61.3%	58.9%
% of FP17s for the same patient ID Re-attending between 3 & 9 months - Adults	1	386	0.3%	49.0%	52.1%	50.8%
% of FP17s for Band 1 Urgent Courses	386	411	93.9%	9.7%	9.5%	9.1%
% of FP17s Relating to Free Repair or Replacements	0	411	0.0%	0.7%	0.6%	0.8%
% of FP17s Relating to Continuations	0	411	0.0%	0.6%	0.8%	0.9%
% of Patients satisfied with the dentistry they have received	1	1	N/A	92.3%	92.4%	92.5%
% of Patients satisfied with the time they had to wait for an appointment	1	1	N/A	84.2%	86.3%	87.0%

* This is based on patients treated on this contract for their most recent course of treatment. Figures in italics indicate the base number of FP17s or Patient Questionnaire responses are less than 100. N/A is shown where the base number of responses is less than 10 during the period. % is calculated as Quantity/Base number*100

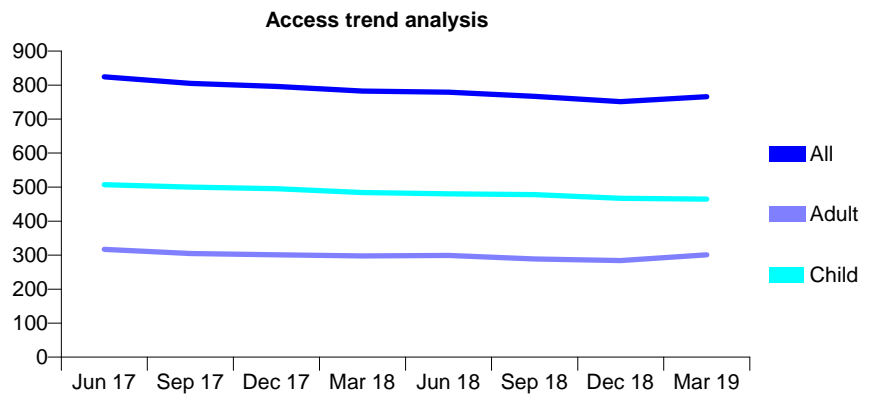
Q69 - Vital Signs At a Glance Contract Report for 195537/0001 - Year end March 2019

Name or company name	Charlbury Dental Practice
Contract type name	GDS Contract
Purpose of contract	General
Contract start date	01/09/2012
Contract end date	

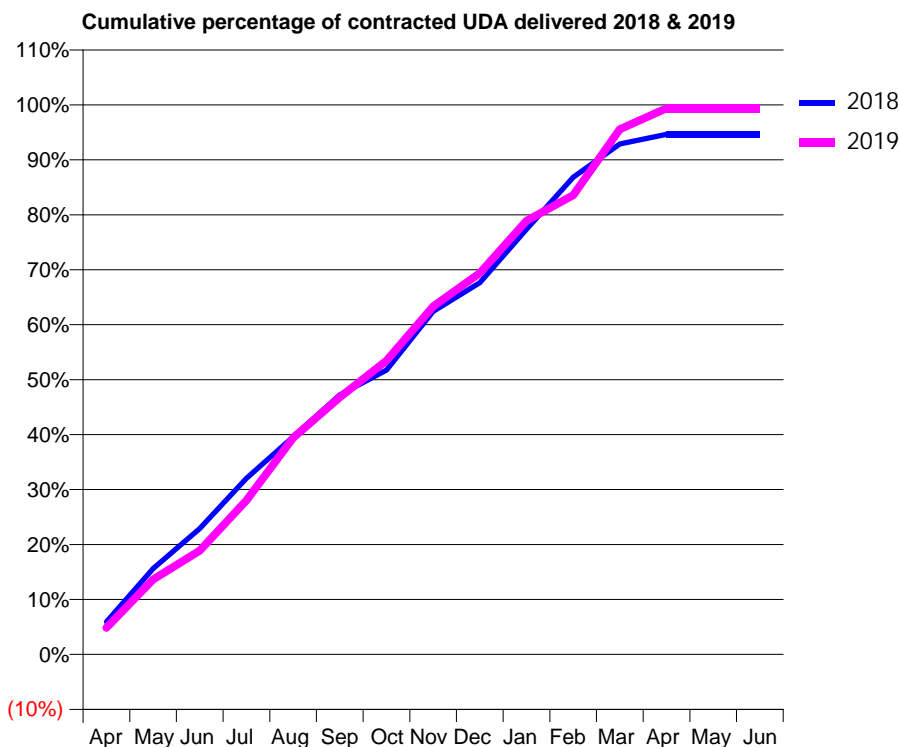
18/19 Contracted general activity (UDA)	2,183
Carry forward general activity (UDA)	0
18/19 Contracted orthodontic activity (UOA)	0
Carry forward orthodontic activity (UOA)	0
Baseline contract value	£49,562.24

ACCESS*

Patients seen in 24 months	Total	Change since previous quarter
Quarter ending March 2018	782	
Quarter ending June 2018	779	→
Quarter ending September 2018	767	↓
Quarter ending December 2018	751	↓
Quarter ending March 2019	766	→
Variance since March 2018	(2.0%)	↓



ACTIVITY



Month	Adjusted Scheduled Activity (UDA)	
	2018	2019
April	129	106
May	341	298
June	500	413
July	699	612
August	864	861
September	1,031	1,022
October	1,130	1,167
November	1,363	1,382
December	1,477	1,515
January	1,688	1,722
February	1,896	1,824
March	2,027	2,086
April	2,066	2,170
May	2,066	2,170
June	2,066	2,170

QUALITY

	Quantity	Base Number	Contract	AT	Region	England
% of FP17s for the same patient ID Re-attending within 3 months - Children	111	932	11.9%	11.4%	11.3%	11.8%
% of FP17s for the same patient ID Re-attending within 3 months - Adults	72	392	18.4%	14.9%	15.4%	15.7%
% of FP17s for the same patient ID Re-attending between 3 & 9 months - Children	679	932	72.9%	58.4%	61.3%	58.9%
% of FP17s for the same patient ID Re-attending between 3 & 9 months - Adults	215	392	54.8%	49.0%	52.1%	50.8%
% of FP17s for Band 1 Urgent Courses	79	1,325	6.0%	9.7%	9.5%	9.1%
% of FP17s Relating to Free Repair or Replacements	2	1,325	0.2%	0.7%	0.6%	0.8%
% of FP17s Relating to Continuations	23	1,325	1.7%	0.6%	0.8%	0.9%
% of Patients satisfied with the dentistry they have received	0	0	N/A	92.3%	92.4%	92.5%
% of Patients satisfied with the time they had to wait for an appointment	0	0	N/A	84.2%	86.3%	87.0%

* This is based on patients treated on this contract for their most recent course of treatment. Figures in italics indicate the base number of FP17s or Patient Questionnaire responses are less than 100. N/A is shown where the base number of responses is less than 10 during the period. % is calculated as Quantity/Base number*100

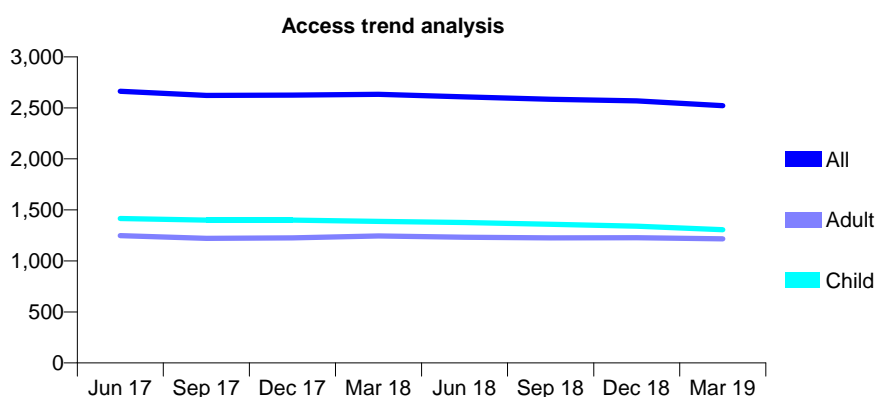
Q69 - Vital Signs At a Glance Contract Report for 197807/0001 - Year end March 2019

Name or company name	Linden Dental Surgery Ltd
Contract type name	GDS Contract
Purpose of contract	General
Contract start date	01/04/2008
Contract end date	

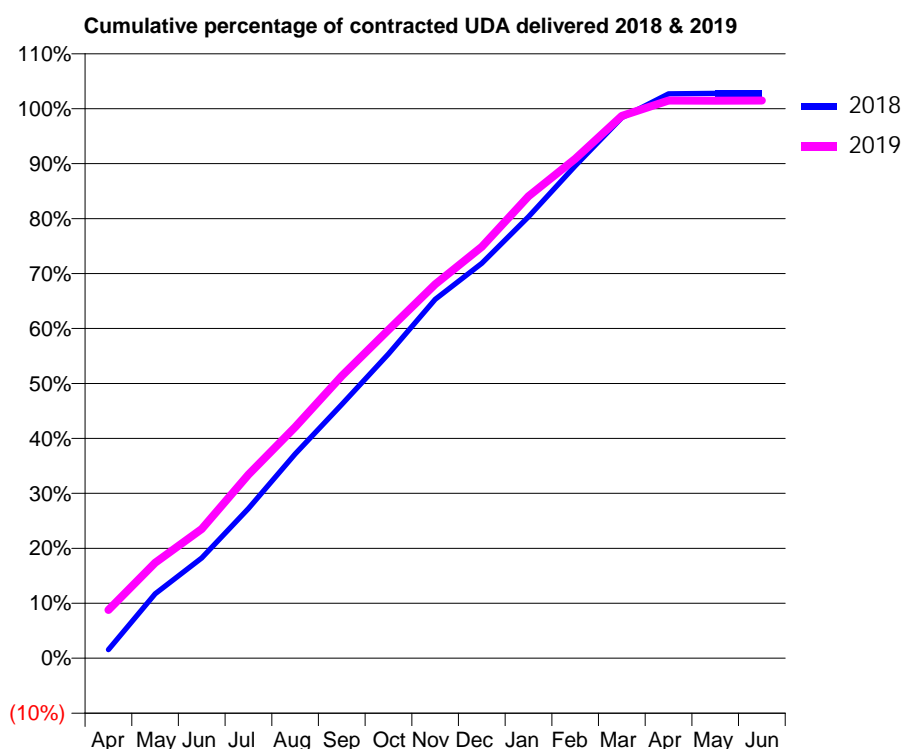
18/19 Contracted general activity (UDA)	5,007
Carry forward general activity (UDA)	-100
18/19 Contracted orthodontic activity (UOA)	0
Carry forward orthodontic activity (UOA)	0
Baseline contract value	£112,051.77

ACCESS*

Patients seen in 24 months	Total	Change since previous quarter
Quarter ending March 2018	2,633	
Quarter ending June 2018	2,608	→
Quarter ending September 2018	2,585	→
Quarter ending December 2018	2,568	→
Quarter ending March 2019	2,522	↓
Variance since March 2018	(4.2%)	↓



ACTIVITY



Month	2018	2019
April	78	439
May	587	870
June	913	1,178
July	1,364	1,673
August	1,861	2,106
September	2,312	2,571
October	2,773	2,991
November	3,270	3,406
December	3,598	3,748
January	4,022	4,209
February	4,485	4,549
March	4,925	4,941
April	5,141	5,080
May	5,146	5,079
June	5,146	5,080

QUALITY

	Quantity	Base Number	Contract	AT	Region	England
% of FP17s for the same patient ID Re-attending within 3 months - Children	127	1,898	6.7%	11.4%	11.3%	11.8%
% of FP17s for the same patient ID Re-attending within 3 months - Adults	164	1,226	13.4%	14.9%	15.4%	15.7%
% of FP17s for the same patient ID Re-attending between 3 & 9 months - Children	1,024	1,898	54.0%	58.4%	61.3%	58.9%
% of FP17s for the same patient ID Re-attending between 3 & 9 months - Adults	473	1,226	38.6%	49.0%	52.1%	50.8%
% of FP17s for Band 1 Urgent Courses	244	3,096	7.9%	9.7%	9.5%	9.1%
% of FP17s Relating to Free Repair or Replacements	2	3,096	0.1%	0.7%	0.6%	0.8%
% of FP17s Relating to Continuations	8	3,096	0.3%	0.6%	0.8%	0.9%
% of Patients satisfied with the dentistry they have received	0	0	N/A	92.3%	92.4%	92.5%
% of Patients satisfied with the time they had to wait for an appointment	0	0	N/A	84.2%	86.3%	87.0%

* This is based on patients treated on this contract for their most recent course of treatment.

Figures in italics indicate the base number of FP17s or Patient Questionnaire responses are less than 100. N/A is shown where the base number of responses is less than 10 during the period. % is calculated as Quantity/Base number*100

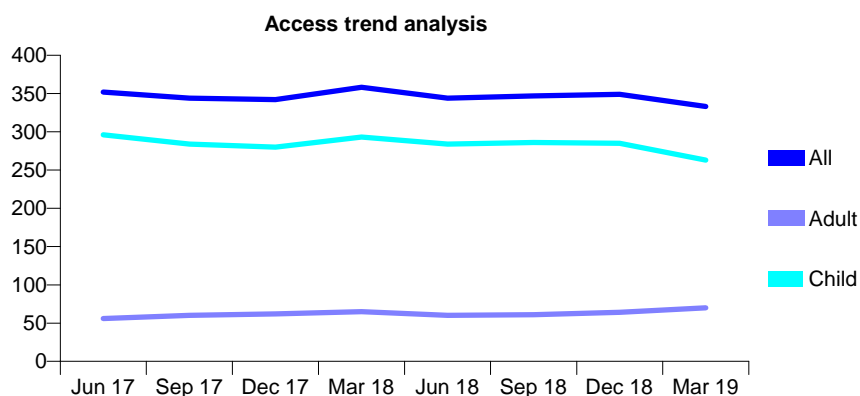
Q69 - Vital Signs At a Glance Contract Report for 198161/0001 - Year end March 2019

Name or company name	Babber, Khabra and Frankel
Contract type name	GDS Contract
Purpose of contract	General
Contract start date	01/05/2012
Contract end date	

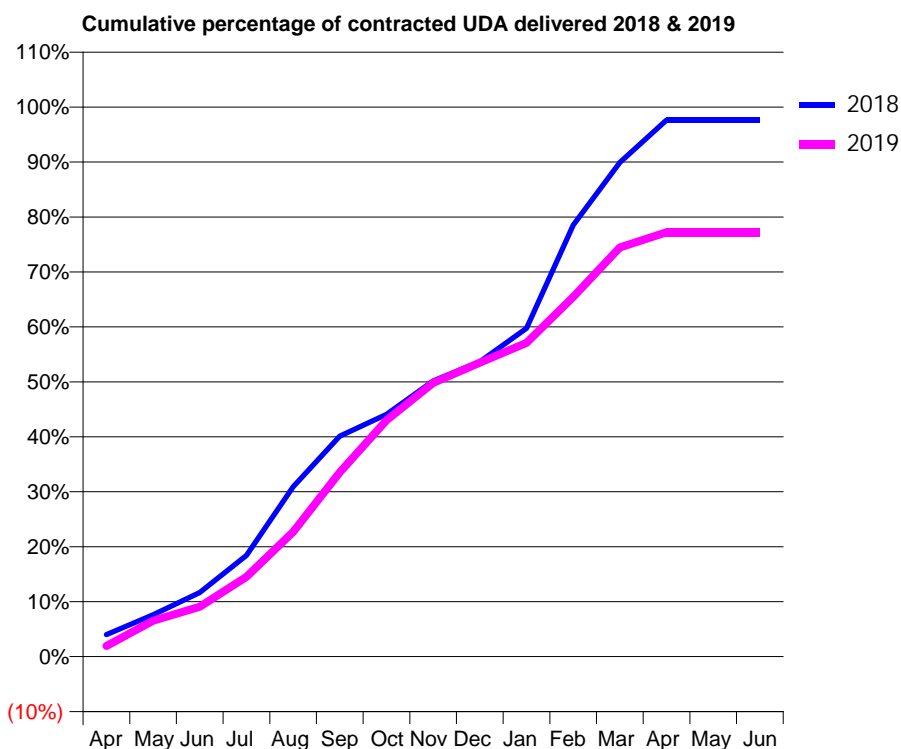
18/19 Contracted general activity (UDA)	870
Carry forward general activity (UDA)	20
18/19 Contracted orthodontic activity (UOA)	0
Carry forward orthodontic activity (UOA)	0
Baseline contract value	£21,574.11

ACCESS*

Patients seen in 24 months	Total	Change since previous quarter
Quarter ending March 2018	358	
Quarter ending June 2018	344	↓
Quarter ending September 2018	347	→
Quarter ending December 2018	349	→
Quarter ending March 2019	333	↓
Variance since March 2018	(7.0%)	↓



ACTIVITY



Month	Adjusted Scheduled Activity (UDA)	
	2018	2019
April	35	17
May	66	57
June	101	79
July	160	126
August	269	198
September	349	292
October	384	374
November	437	433
December	467	465
January	520	497
February	683	570
March	782	648
April	849	672
May	849	672
June	849	672

QUALITY

	Quantity	Base Number	Contract	AT	Region	England
% of FP17s for the same patient ID Re-attending within 3 months - Children	24	366	6.6%	11.4%	11.3%	11.8%
% of FP17s for the same patient ID Re-attending within 3 months - Adults	0	39	0.0%	14.9%	15.4%	15.7%
% of FP17s for the same patient ID Re-attending between 3 & 9 months - Children	205	366	56.0%	58.4%	61.3%	58.9%
% of FP17s for the same patient ID Re-attending between 3 & 9 months - Adults	16	39	41.0%	49.0%	52.1%	50.8%
% of FP17s for Band 1 Urgent Courses	9	386	2.3%	9.7%	9.5%	9.1%
% of FP17s Relating to Free Repair or Replacements	0	386	0.0%	0.7%	0.6%	0.8%
% of FP17s Relating to Continuations	0	386	0.0%	0.6%	0.8%	0.9%
% of Patients satisfied with the dentistry they have received	0	0	N/A	92.3%	92.4%	92.5%
% of Patients satisfied with the time they had to wait for an appointment	0	0	N/A	84.2%	86.3%	87.0%

* This is based on patients treated on this contract for their most recent course of treatment. Figures in italics indicate the base number of FP17s or Patient Questionnaire responses are less than 100. N/A is shown where the base number of responses is less than 10 during the period. % is calculated as Quantity/Base number*100

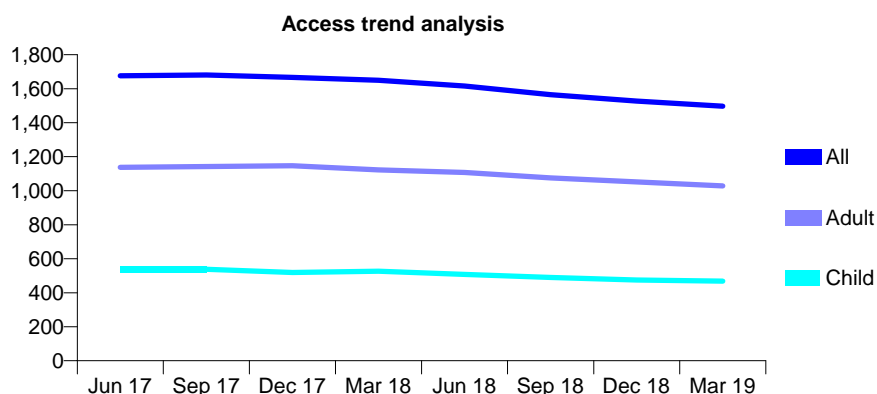
Q69 - Vital Signs At a Glance Contract Report for 198277/0001 - Year end March 2019

Name or company name	IMOGEN DENTAL LTD
Contract type name	GDS Contract
Purpose of contract	General
Contract start date	01/09/2013
Contract end date	

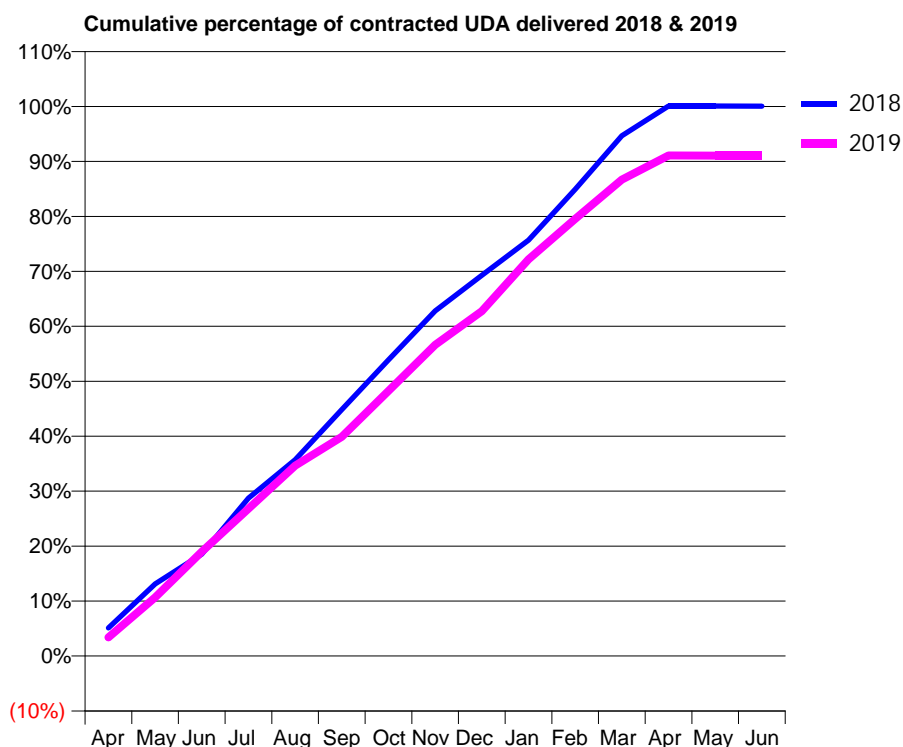
18/19 Contracted general activity (UDA)	4,184
Carry forward general activity (UDA)	-1
18/19 Contracted orthodontic activity (UOA)	0
Carry forward orthodontic activity (UOA)	0
Baseline contract value	£105,155.82

ACCESS*

Patients seen in 24 months	Total	Change since previous quarter
Quarter ending March 2018	1,649	
Quarter ending June 2018	1,615	↓
Quarter ending September 2018	1,565	↓
Quarter ending December 2018	1,527	↓
Quarter ending March 2019	1,497	↓
Variance since March 2018	(9.2%)	↓



ACTIVITY



Month	Adjusted Scheduled Activity (UDA)	
	2018	2019
April	204	141
May	524	447
June	740	794
July	1,147	1,121
August	1,427	1,450
September	1,791	1,668
October	2,152	2,018
November	2,509	2,369
December	2,767	2,625
January	3,023	3,020
February	3,393	3,328
March	3,781	3,626
April	3,998	3,811
May	3,997	3,809
June	3,996	3,809

QUALITY

	Quantity	Base Number	Contract	AT	Region	England
% of FP17s for the same patient ID Re-attending within 3 months - Children	37	839	4.4%	11.4%	11.3%	11.8%
% of FP17s for the same patient ID Re-attending within 3 months - Adults	145	1,450	10.0%	14.9%	15.4%	15.7%
% of FP17s for the same patient ID Re-attending between 3 & 9 months - Children	648	839	77.2%	58.4%	61.3%	58.9%
% of FP17s for the same patient ID Re-attending between 3 & 9 months - Adults	806	1,450	55.6%	49.0%	52.1%	50.8%
% of FP17s for Band 1 Urgent Courses	173	2,299	7.5%	9.7%	9.5%	9.1%
% of FP17s Relating to Free Repair or Replacements	10	2,299	0.4%	0.7%	0.6%	0.8%
% of FP17s Relating to Continuations	6	2,299	0.3%	0.6%	0.8%	0.9%
% of Patients satisfied with the dentistry they have received	1	1	N/A	92.3%	92.4%	92.5%
% of Patients satisfied with the time they had to wait for an appointment	1	1	N/A	84.2%	86.3%	87.0%

* This is based on patients treated on this contract for their most recent course of treatment. Figures in italics indicate the base number of FP17s or Patient Questionnaire responses are less than 100. N/A is shown where the base number of responses is less than 10 during the period. % is calculated as Quantity/Base number*100

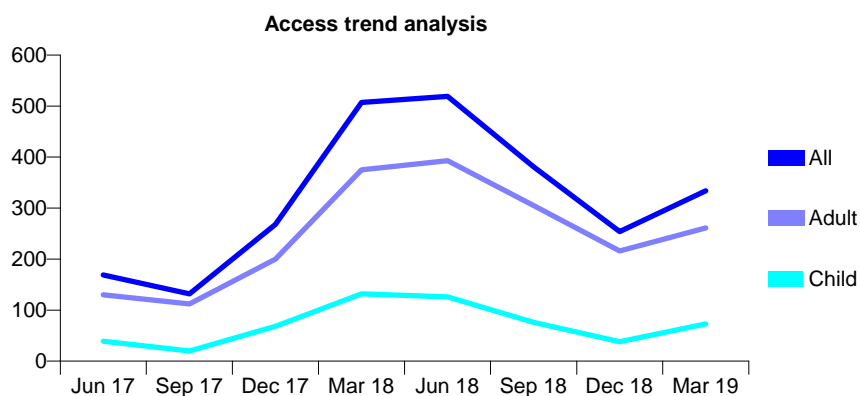
Q69 - Vital Signs At a Glance Contract Report for 198609/0001 - Year end March 2019

Name or company name	Cornhill Dental Centre Practice Partnership
Contract type name	GDS Contract
Purpose of contract	General
Contract start date	23/06/2014
Contract end date	

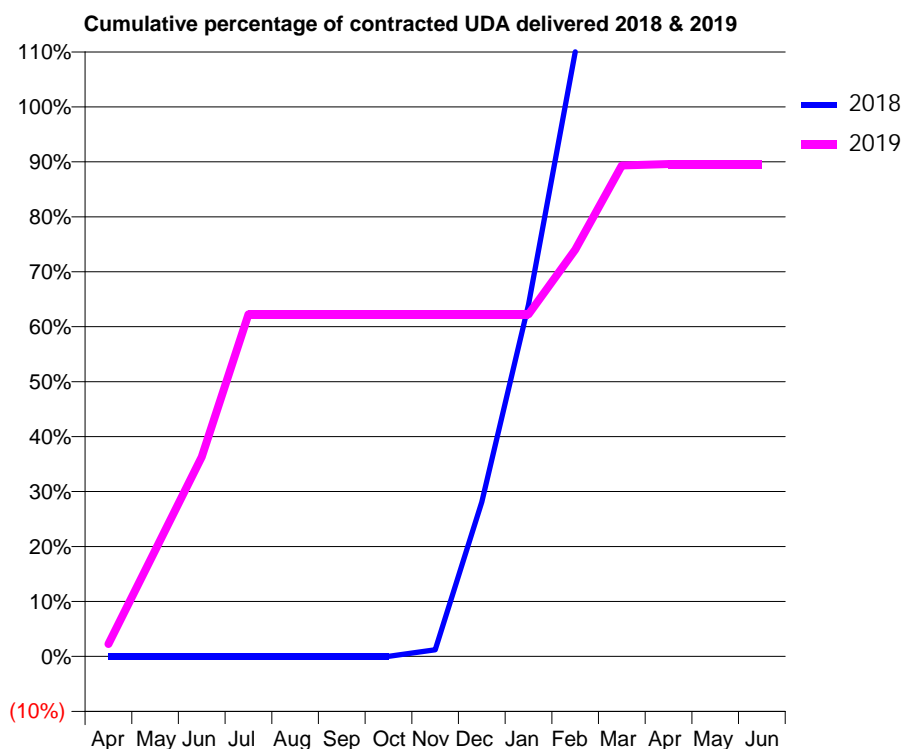
18/19 Contracted general activity (UDA)	796
Carry forward general activity (UDA)	-15
18/19 Contracted orthodontic activity (UOA)	0
Carry forward orthodontic activity (UOA)	0
Baseline contract value	£16,066.68

ACCESS*

Patients seen in 24 months	Total	Change since previous quarter
Quarter ending March 2018	507	
Quarter ending June 2018	519	↑
Quarter ending September 2018	381	↓
Quarter ending December 2018	254	↓
Quarter ending March 2019	334	↑
Variance since March 2018	(34.1%)	↓



ACTIVITY



Month	Adjusted Scheduled Activity (UDA)	
	2018	2019
April	0	18
May	0	154
June	0	289
July	0	496
August	0	496
September	0	496
October	0	496
November	10	496
December	224	496
January	510	496
February	876	589
March	1,016	711
April	1,015	713
May	1,012	713
June	1,011	713

QUALITY

	Quantity	Base Number	Contract	AT	Region	England
% of FP17s for the same patient ID Re-attending within 3 months - Children	5	92	5.4%	11.4%	11.3%	11.8%
% of FP17s for the same patient ID Re-attending within 3 months - Adults	6	219	2.7%	14.9%	15.4%	15.7%
% of FP17s for the same patient ID Re-attending between 3 & 9 months - Children	18	92	19.6%	58.4%	61.3%	58.9%
% of FP17s for the same patient ID Re-attending between 3 & 9 months - Adults	24	219	11.0%	49.0%	52.1%	50.8%
% of FP17s for Band 1 Urgent Courses	21	318	6.6%	9.7%	9.5%	9.1%
% of FP17s Relating to Free Repair or Replacements	0	318	0.0%	0.7%	0.6%	0.8%
% of FP17s Relating to Continuations	0	318	0.0%	0.6%	0.8%	0.9%
% of Patients satisfied with the dentistry they have received	0	0	N/A	92.3%	92.4%	92.5%
% of Patients satisfied with the time they had to wait for an appointment	0	0	N/A	84.2%	86.3%	87.0%

* This is based on patients treated on this contract for their most recent course of treatment. Figures in italics indicate the base number of FP17s or Patient Questionnaire responses are less than 100. N/A is shown where the base number of responses is less than 10 during the period. % is calculated as Quantity/Base number*100

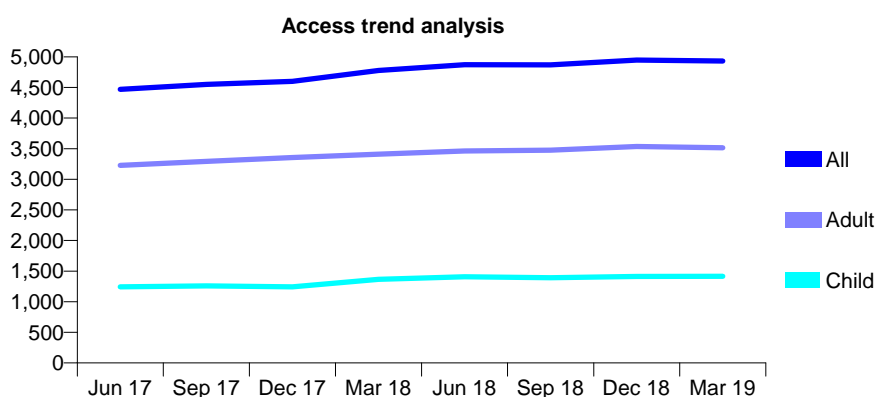
Q69 - Vital Signs At a Glance Contract Report for 198757/0001 - Year end March 2019

Name or company name	Valley DC Ltd
Contract type name	GDS Contract
Purpose of contract	General
Contract start date	01/09/2008
Contract end date	

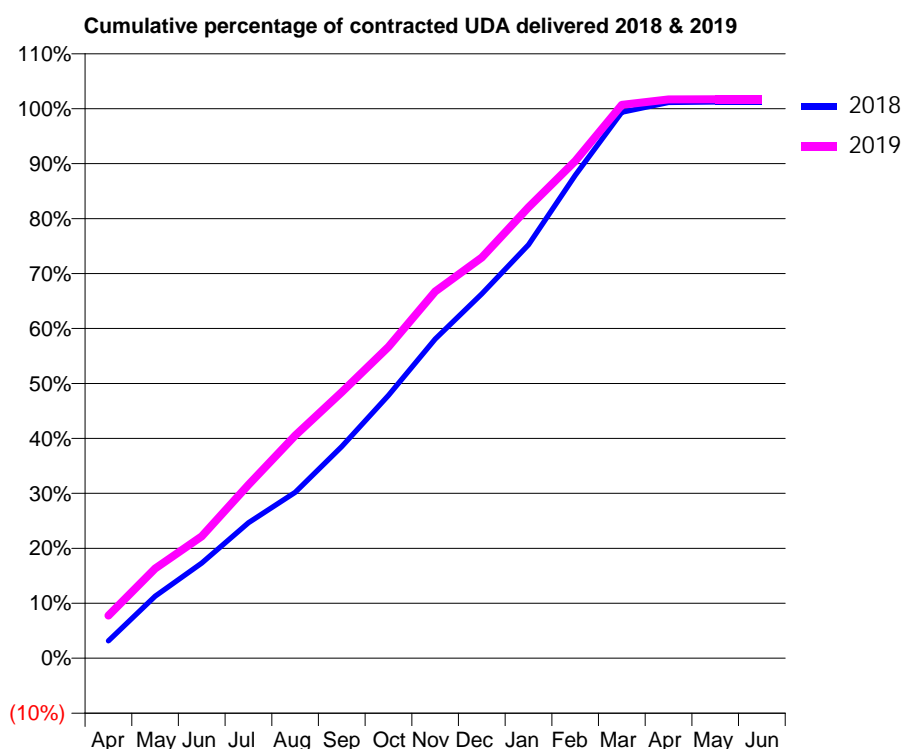
18/19 Contracted general activity (UDA)	16,615
Carry forward general activity (UDA)	-189
18/19 Contracted orthodontic activity (UOA)	0
Carry forward orthodontic activity (UOA)	0
Baseline contract value	£493,556.62

ACCESS*

Patients seen in 24 months	Total	Change since previous quarter
Quarter ending March 2018	4,779	
Quarter ending June 2018	4,872	→
Quarter ending September 2018	4,868	→
Quarter ending December 2018	4,948	→
Quarter ending March 2019	4,932	→
Variance since March 2018	3.2%	↑



ACTIVITY



Month	Adjusted Scheduled Activity (UDA)	
	2018	2019
April	502	1,289
May	1,787	2,713
June	2,740	3,687
July	3,899	5,245
August	4,778	6,735
September	6,094	8,046
October	7,571	9,411
November	9,189	11,090
December	10,491	12,115
January	11,906	13,636
February	13,906	15,029
March	15,723	16,730
April	16,001	16,896
May	16,013	16,899
June	16,013	16,899

QUALITY

	Quantity	Base Number	Contract	AT	Region	England
% of FP17s for the same patient ID Re-attending within 3 months - Children	363	2,500	14.5%	11.4%	11.3%	11.8%
% of FP17s for the same patient ID Re-attending within 3 months - Adults	1,538	5,571	27.6%	14.9%	15.4%	15.7%
% of FP17s for the same patient ID Re-attending between 3 & 9 months - Children	1,457	2,500	58.3%	58.4%	61.3%	58.9%
% of FP17s for the same patient ID Re-attending between 3 & 9 months - Adults	2,559	5,571	45.9%	49.0%	52.1%	50.8%
% of FP17s for Band 1 Urgent Courses	625	6,862	9.1%	9.7%	9.5%	9.1%
% of FP17s Relating to Free Repair or Replacements	206	6,862	3.0%	0.7%	0.6%	0.8%
% of FP17s Relating to Continuations	333	6,862	4.9%	0.6%	0.8%	0.9%
% of Patients satisfied with the dentistry they have received	1	1	N/A	92.3%	92.4%	92.5%
% of Patients satisfied with the time they had to wait for an appointment	1	1	N/A	84.2%	86.3%	87.0%

* This is based on patients treated on this contract for their most recent course of treatment.

Figures in italics indicate the base number of FP17s or Patient Questionnaire responses are less than 100. N/A is shown where the base number of responses is less than 10 during the period. % is calculated as Quantity/Base number*100

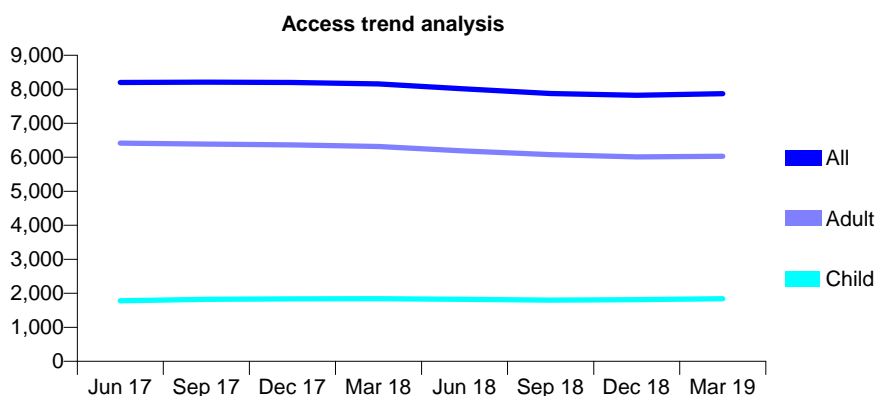
Q69 - Vital Signs At a Glance Contract Report for 199974/0001 - Year end March 2019

Name or company name	Dhami Dental Surgeons Ltd
Contract type name	GDS Contract
Purpose of contract	General
Contract start date	01/10/2007
Contract end date	

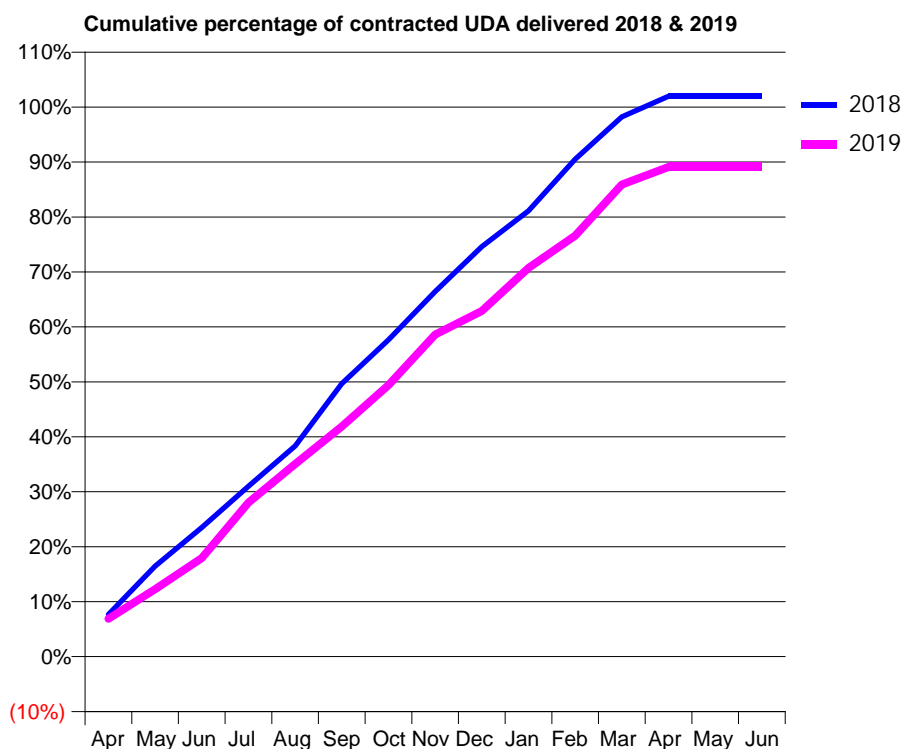
18/19 Contracted general activity (UDA)	19,109
Carry forward general activity (UDA)	-359
18/19 Contracted orthodontic activity (UOA)	0
Carry forward orthodontic activity (UOA)	0
Baseline contract value	£464,661.75

ACCESS*

Patients seen in 24 months	Total	Change since previous quarter
Quarter ending March 2018	8,157	
Quarter ending June 2018	8,008	↓
Quarter ending September 2018	7,878	↓
Quarter ending December 2018	7,824	→
Quarter ending March 2019	7,871	→
Variance since March 2018	(3.5%)	↓



ACTIVITY



Month	Adjusted Scheduled Activity (UDA)	
	2018	2019
April	1,397	1,313
May	2,996	2,347
June	4,276	3,427
July	5,644	5,358
August	6,975	6,697
September	9,036	8,000
October	10,492	9,441
November	12,092	11,199
December	13,577	12,018
January	14,761	13,516
February	16,474	14,637
March	17,877	16,415
April	18,554	17,023
May	18,559	17,025
June	18,559	17,025

QUALITY

	Quantity	Base Number	Contract	AT	Region	England
% of FP17s for the same patient ID Re-attending within 3 months - Children	130	2,462	5.3%	11.4%	11.3%	11.8%
% of FP17s for the same patient ID Re-attending within 3 months - Adults	832	6,918	12.0%	14.9%	15.4%	15.7%
% of FP17s for the same patient ID Re-attending between 3 & 9 months - Children	1,428	2,462	58.0%	58.4%	61.3%	58.9%
% of FP17s for the same patient ID Re-attending between 3 & 9 months - Adults	2,983	6,918	43.1%	49.0%	52.1%	50.8%
% of FP17s for Band 1 Urgent Courses	1,107	9,354	11.8%	9.7%	9.5%	9.1%
% of FP17s Relating to Free Repair or Replacements	40	9,354	0.4%	0.7%	0.6%	0.8%
% of FP17s Relating to Continuations	23	9,354	0.2%	0.6%	0.8%	0.9%
% of Patients satisfied with the dentistry they have received	5	6	N/A	92.3%	92.4%	92.5%
% of Patients satisfied with the time they had to wait for an appointment	4	6	N/A	84.2%	86.3%	87.0%

* This is based on patients treated on this contract for their most recent course of treatment. Figures in italics indicate the base number of FP17s or Patient Questionnaire responses are less than 100. N/A is shown where the base number of responses is less than 10 during the period. % is calculated as Quantity/Base number*100

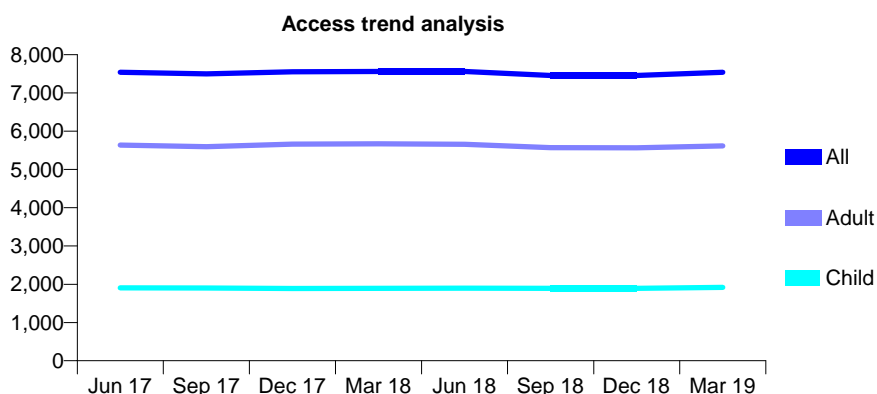
Q69 - Vital Signs At a Glance Contract Report for 210226/0002 - Year end March 2019

Name or company name	MR R RATTAN
Contract type name	GDS Contract
Purpose of contract	General
Contract start date	01/04/2006
Contract end date	

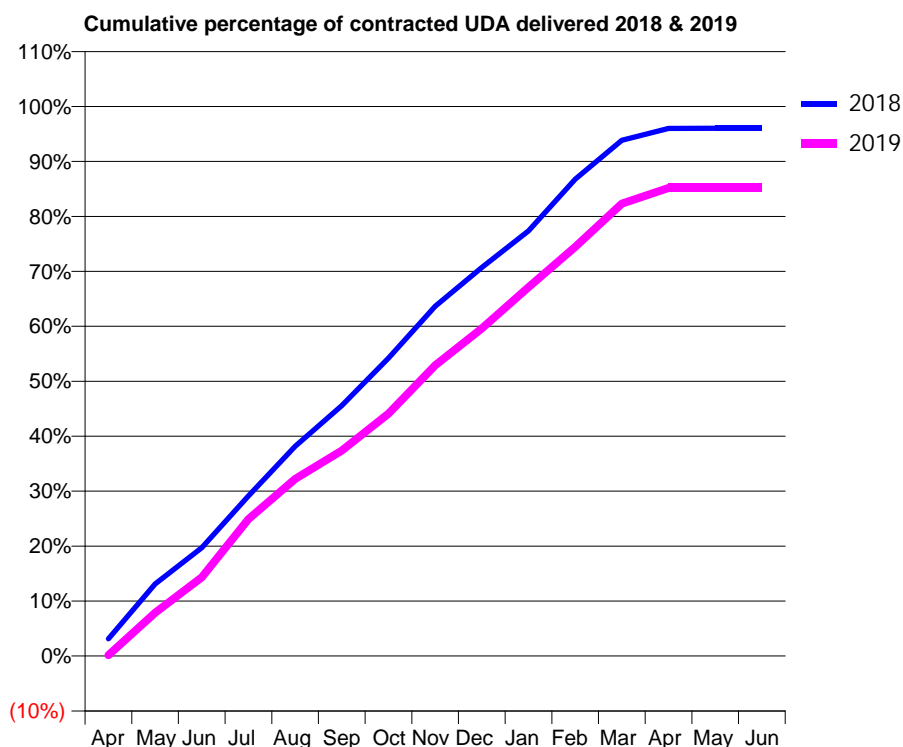
18/19 Contracted general activity (UDA)	22,000
Carry forward general activity (UDA)	869
18/19 Contracted orthodontic activity (UOA)	0
Carry forward orthodontic activity (UOA)	0
Baseline contract value	£625,905.26

ACCESS*

Patients seen in 24 months	Total	Change since previous quarter
Quarter ending March 2018	7,564	
Quarter ending June 2018	7,558	→
Quarter ending September 2018	7,458	↓
Quarter ending December 2018	7,458	→
Quarter ending March 2019	7,537	→
Variance since March 2018	(0.4%)	→



ACTIVITY



Month	Adjusted Scheduled Activity (UDA)	
	2018	2019
April	690	36
May	2,888	1,730
June	4,338	3,154
July	6,410	5,482
August	8,393	7,088
September	10,021	8,222
October	11,926	9,703
November	14,003	11,639
December	15,552	13,116
January	17,024	14,762
February	19,090	16,375
March	20,645	18,109
April	21,123	18,737
May	21,130	18,737
June	21,130	18,737

QUALITY

	Quantity	Base Number	Contract	AT	Region	England
% of FP17s for the same patient ID Re-attending within 3 months - Children	238	2,977	8.0%	11.4%	11.3%	11.8%
% of FP17s for the same patient ID Re-attending within 3 months - Adults	1,016	7,306	13.9%	14.9%	15.4%	15.7%
% of FP17s for the same patient ID Re-attending between 3 & 9 months - Children	1,952	2,977	65.6%	58.4%	61.3%	58.9%
% of FP17s for the same patient ID Re-attending between 3 & 9 months - Adults	3,987	7,306	54.6%	49.0%	52.1%	50.8%
% of FP17s for Band 1 Urgent Courses	1,081	10,363	10.4%	9.7%	9.5%	9.1%
% of FP17s Relating to Free Repair or Replacements	41	10,363	0.4%	0.7%	0.6%	0.8%
% of FP17s Relating to Continuations	190	10,363	1.8%	0.6%	0.8%	0.9%
% of Patients satisfied with the dentistry they have received	5	5	N/A	92.3%	92.4%	92.5%
% of Patients satisfied with the time they had to wait for an appointment	5	5	N/A	84.2%	86.3%	87.0%

* This is based on patients treated on this contract for their most recent course of treatment. Figures in italics indicate the base number of FP17s or Patient Questionnaire responses are less than 100. N/A is shown where the base number of responses is less than 10 during the period. % is calculated as Quantity/Base number*100

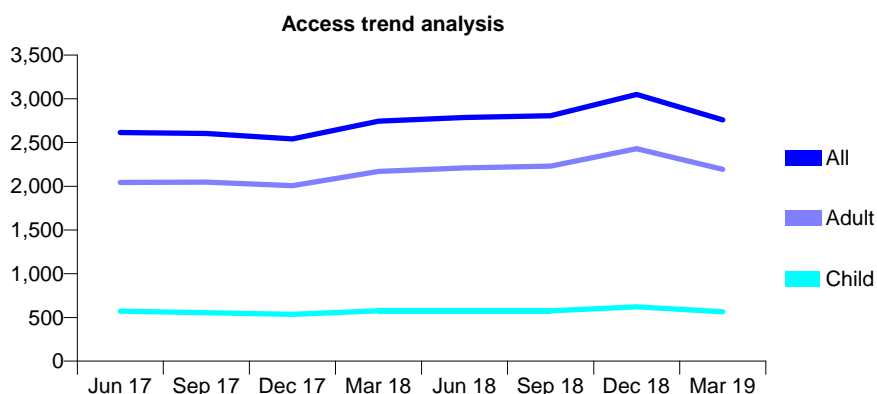
Q69 - Vital Signs At a Glance Contract Report for 217352/0001 - Year end March 2019

Name or company name	Carling Dental Practice
Contract type name	GDS Contract
Purpose of contract	General
Contract start date	01/04/2006
Contract end date	

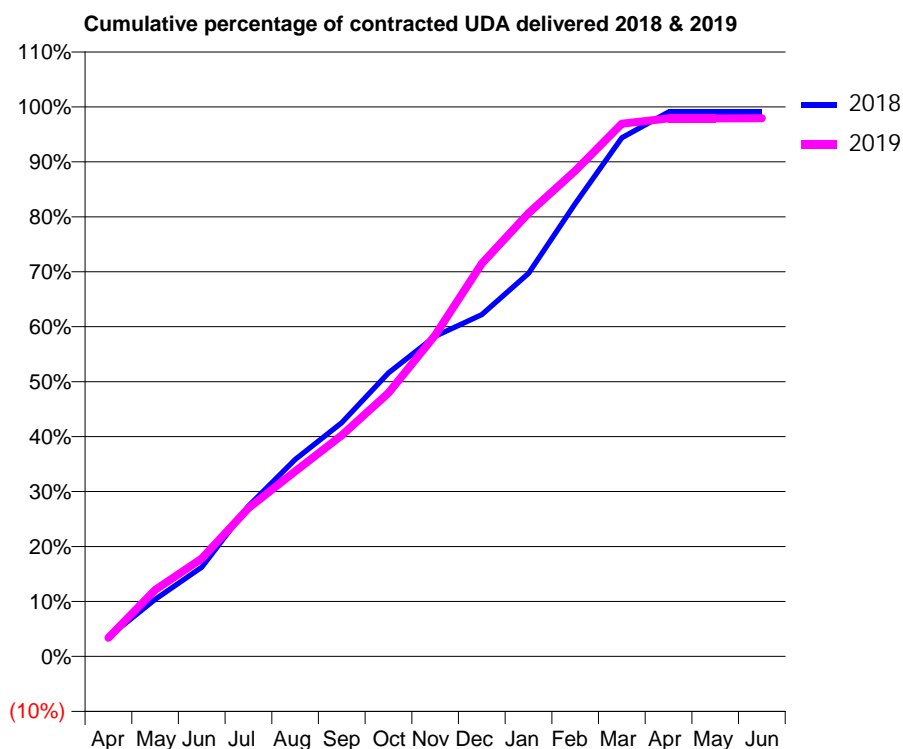
18/19 Contracted general activity (UDA)	7,354
Carry forward general activity (UDA)	70
18/19 Contracted orthodontic activity (UOA)	0
Carry forward orthodontic activity (UOA)	0
Baseline contract value	£216,921.13

ACCESS*

Patients seen in 24 months	Total	Change since previous quarter
Quarter ending March 2018	2,745	
Quarter ending June 2018	2,785	→
Quarter ending September 2018	2,807	→
Quarter ending December 2018	3,049	↑
Quarter ending March 2019	2,759	↓
Variance since March 2018	0.5%	→



ACTIVITY



Month	Adjusted Scheduled Activity (UDA)	
	2018	2019
April	262	250
May	764	890
June	1,194	1,310
July	2,012	1,985
August	2,635	2,478
September	3,127	2,960
October	3,794	3,526
November	4,283	4,299
December	4,573	5,257
January	5,126	5,931
February	6,060	6,498
March	6,940	7,128
April	7,285	7,198
May	7,284	7,198
June	7,284	7,201

QUALITY

	Quantity	Base Number	Contract	AT	Region	England
% of FP17s for the same patient ID Re-attending within 3 months - Children	32	748	4.3%	11.4%	11.3%	11.8%
% of FP17s for the same patient ID Re-attending within 3 months - Adults	306	2,720	11.3%	14.9%	15.4%	15.7%
% of FP17s for the same patient ID Re-attending between 3 & 9 months - Children	238	748	31.8%	58.4%	61.3%	58.9%
% of FP17s for the same patient ID Re-attending between 3 & 9 months - Adults	858	2,720	31.5%	49.0%	52.1%	50.8%
% of FP17s for Band 1 Urgent Courses	457	3,313	13.8%	9.7%	9.5%	9.1%
% of FP17s Relating to Free Repair or Replacements	44	3,313	1.3%	0.7%	0.6%	0.8%
% of FP17s Relating to Continuations	12	3,313	0.4%	0.6%	0.8%	0.9%
% of Patients satisfied with the dentistry they have received	1	1	N/A	92.3%	92.4%	92.5%
% of Patients satisfied with the time they had to wait for an appointment	1	1	N/A	84.2%	86.3%	87.0%

* This is based on patients treated on this contract for their most recent course of treatment. Figures in italics indicate the base number of FP17s or Patient Questionnaire responses are less than 100. N/A is shown where the base number of responses is less than 10 during the period. % is calculated as Quantity/Base number*100

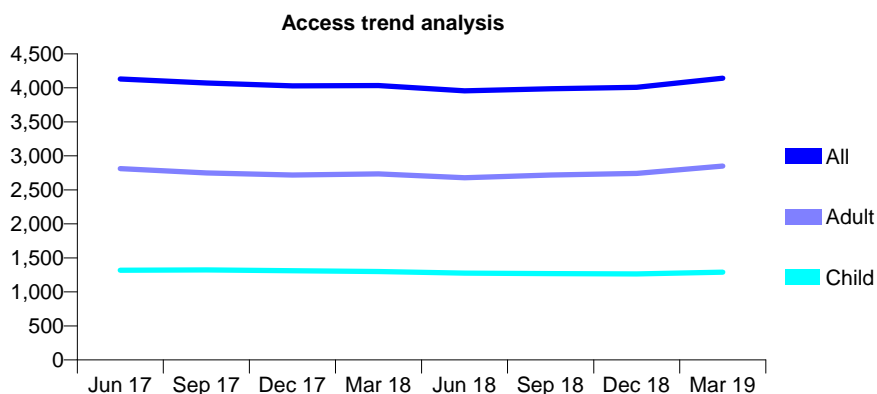
Q69 - Vital Signs At a Glance Contract Report for 220248/0001 - Year end March 2019

Name or company name	MR MK SULEIMAN
Contract type name	GDS Contract
Purpose of contract	General
Contract start date	01/04/2006
Contract end date	

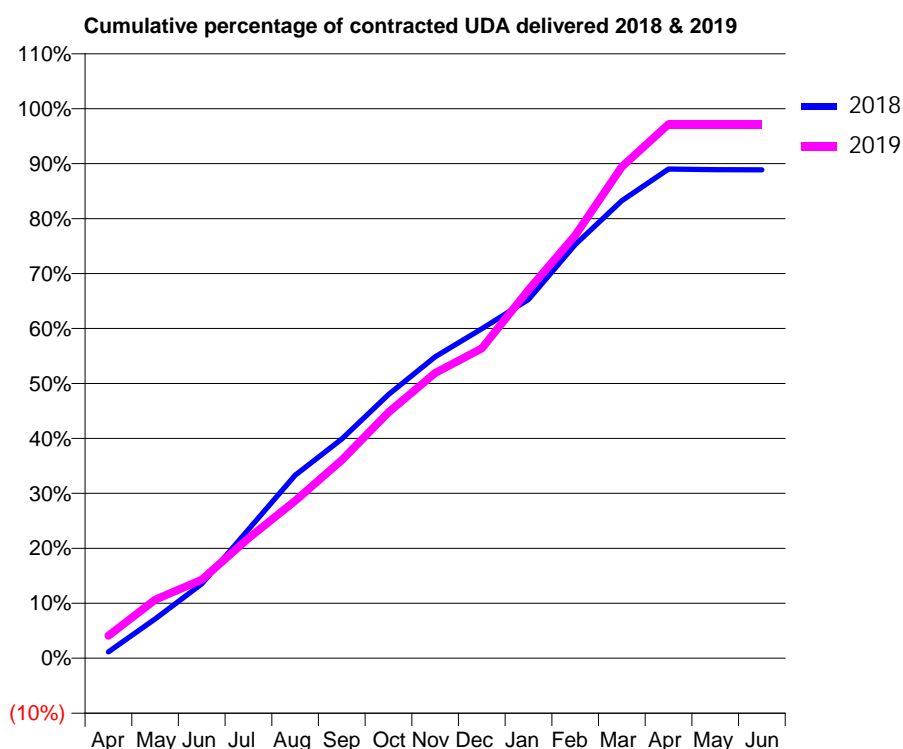
18/19 Contracted general activity (UDA)	7,313
Carry forward general activity (UDA)	0
18/19 Contracted orthodontic activity (UOA)	0
Carry forward orthodontic activity (UOA)	0
Baseline contract value	£163,407.49

ACCESS*

Patients seen in 24 months	Total	Change since previous quarter
Quarter ending March 2018	4,034	
Quarter ending June 2018	3,956	↓
Quarter ending September 2018	3,988	→
Quarter ending December 2018	4,008	→
Quarter ending March 2019	4,142	↑
Variance since March 2018	2.7%	↑



ACTIVITY



Month	2018	2019
April	85	299
May	523	778
June	990	1,044
July	1,713	1,597
August	2,436	2,095
September	2,917	2,637
October	3,510	3,273
November	4,011	3,797
December	4,384	4,122
January	4,775	4,903
February	5,504	5,628
March	6,088	6,538
April	6,508	7,106
May	6,501	7,106
June	6,500	7,106

QUALITY

	Quantity	Base Number	Contract	AT	Region	England
% of FP17s for the same patient ID Re-attending within 3 months - Children	112	1,879	6.0%	11.4%	11.3%	11.8%
% of FP17s for the same patient ID Re-attending within 3 months - Adults	557	3,794	14.7%	14.9%	15.4%	15.7%
% of FP17s for the same patient ID Re-attending between 3 & 9 months - Children	1,105	1,879	58.8%	58.4%	61.3%	58.9%
% of FP17s for the same patient ID Re-attending between 3 & 9 months - Adults	1,997	3,794	52.6%	49.0%	52.1%	50.8%
% of FP17s for Band 1 Urgent Courses	211	3,722	5.7%	9.7%	9.5%	9.1%
% of FP17s Relating to Free Repair or Replacements	49	3,722	1.3%	0.7%	0.6%	0.8%
% of FP17s Relating to Continuations	31	3,722	0.8%	0.6%	0.8%	0.9%
% of Patients satisfied with the dentistry they have received	1	1	N/A	92.3%	92.4%	92.5%
% of Patients satisfied with the time they had to wait for an appointment	1	1	N/A	84.2%	86.3%	87.0%

* This is based on patients treated on this contract for their most recent course of treatment. Figures in italics indicate the base number of FP17s or Patient Questionnaire responses are less than 100. N/A is shown where the base number of responses is less than 10 during the period. % is calculated as Quantity/Base number*100

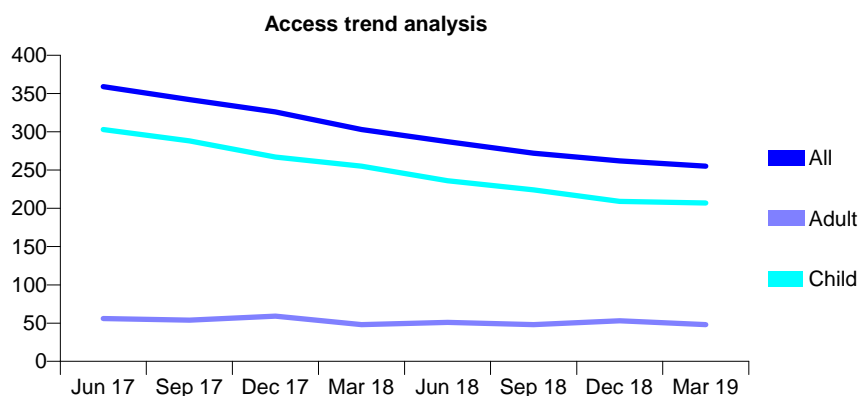
Q69 - Vital Signs At a Glance Contract Report for 220426/0001 - Year end March 2019

Name or company name	MR MD JACKSON
Contract type name	GDS Contract
Purpose of contract	General
Contract start date	01/04/2006
Contract end date	

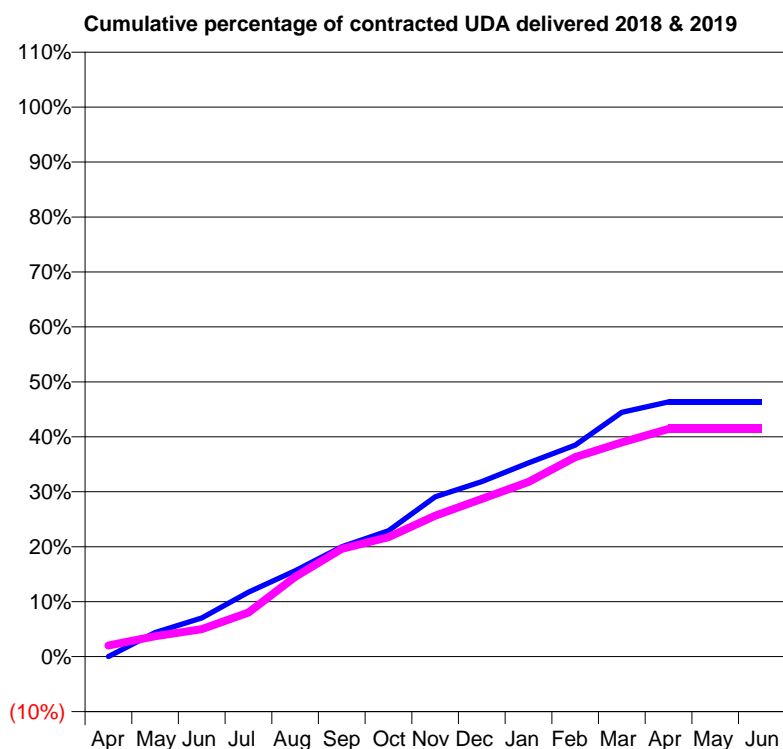
18/19 Contracted general activity (UDA)	1,236
Carry forward general activity (UDA)	0
18/19 Contracted orthodontic activity (UOA)	0
Carry forward orthodontic activity (UOA)	0
Baseline contract value	£30,057.31

ACCESS*

Patients seen in 24 months	Total	Change since previous quarter
Quarter ending March 2018	303	
Quarter ending June 2018	287	↓
Quarter ending September 2018	272	↓
Quarter ending December 2018	262	↓
Quarter ending March 2019	255	↓
Variance since March 2018	(15.8%)	↓



ACTIVITY



Month	Adjusted Scheduled Activity (UDA)	
	2018	2019
April	0	25
May	54	46
June	87	62
July	145	99
August	193	180
September	247	243
October	283	269
November	359	317
December	394	355
January	436	393
February	476	449
March	550	482
April	573	512
May	573	512
June	573	512

QUALITY

	Quantity	Base Number	Contract	AT	Region	England
% of FP17s for the same patient ID Re-attending within 3 months - Children	69	391	17.6%	11.4%	11.3%	11.8%
% of FP17s for the same patient ID Re-attending within 3 months - Adults	2	22	9.1%	14.9%	15.4%	15.7%
% of FP17s for the same patient ID Re-attending between 3 & 9 months - Children	272	391	69.6%	58.4%	61.3%	58.9%
% of FP17s for the same patient ID Re-attending between 3 & 9 months - Adults	18	22	81.8%	49.0%	52.1%	50.8%
% of FP17s for Band 1 Urgent Courses	6	416	1.4%	9.7%	9.5%	9.1%
% of FP17s Relating to Free Repair or Replacements	0	416	0.0%	0.7%	0.6%	0.8%
% of FP17s Relating to Continuations	0	416	0.0%	0.6%	0.8%	0.9%
% of Patients satisfied with the dentistry they have received	1	1	N/A	92.3%	92.4%	92.5%
% of Patients satisfied with the time they had to wait for an appointment	1	1	N/A	84.2%	86.3%	87.0%

* This is based on patients treated on this contract for their most recent course of treatment. Figures in italics indicate the base number of FP17s or Patient Questionnaire responses are less than 100. N/A is shown where the base number of responses is less than 10 during the period. % is calculated as Quantity/Base number*100

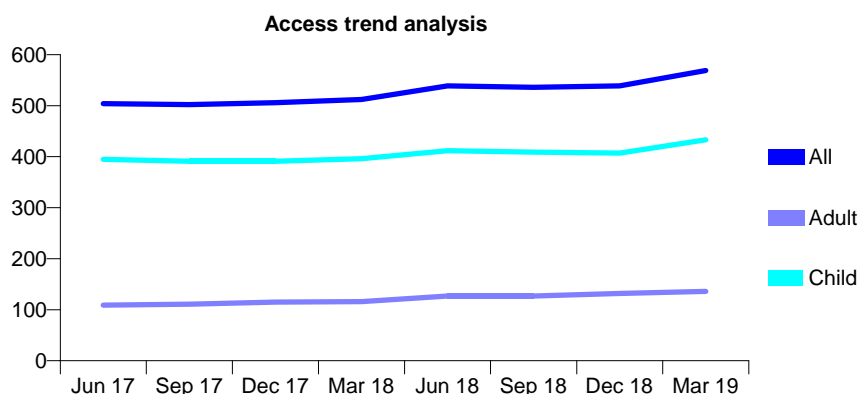
Q69 - Vital Signs At a Glance Contract Report for 220817/0001 - Year end March 2019

Name or company name	MR PJ ALLEN
Contract type name	GDS Contract
Purpose of contract	General
Contract start date	01/04/2006
Contract end date	

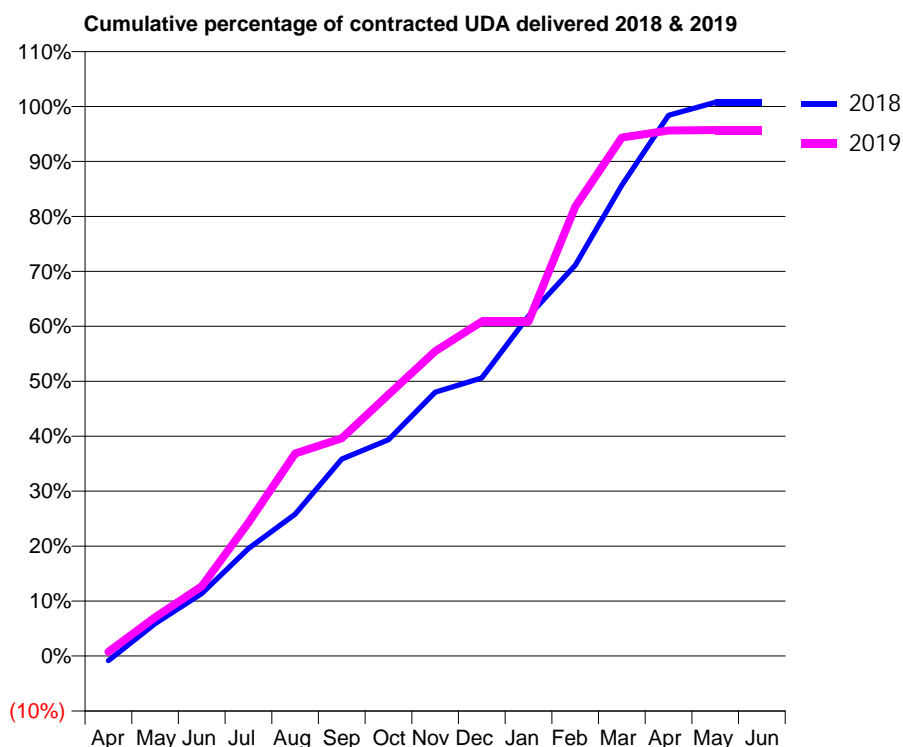
18/19 Contracted general activity (UDA)	1,191
Carry forward general activity (UDA)	-9
18/19 Contracted orthodontic activity (UOA)	0
Carry forward orthodontic activity (UOA)	0
Baseline contract value	£29,226.90

ACCESS*

Patients seen in 24 months	Total	Change since previous quarter
Quarter ending March 2018	512	
Quarter ending June 2018	539	↑
Quarter ending September 2018	536	→
Quarter ending December 2018	539	→
Quarter ending March 2019	569	↑
Variance since March 2018	11.1%	↑



ACTIVITY



Month	Adjusted Scheduled Activity (UDA)	
	2018	2019
April	-10	9
May	70	84
June	135	151
July	233	289
August	308	439
September	427	472
October	469	567
November	572	661
December	603	725
January	737	725
February	847	974
March	1,020	1,124
April	1,172	1,139
May	1,200	1,140
June	1,200	1,140

QUALITY

	Quantity	Base Number	Contract	AT	Region	England
% of FP17s for the same patient ID Re-attending within 3 months - Children	52	693	7.5%	11.4%	11.3%	11.8%
% of FP17s for the same patient ID Re-attending within 3 months - Adults	17	148	11.5%	14.9%	15.4%	15.7%
% of FP17s for the same patient ID Re-attending between 3 & 9 months - Children	434	693	62.6%	58.4%	61.3%	58.9%
% of FP17s for the same patient ID Re-attending between 3 & 9 months - Adults	81	148	54.7%	49.0%	52.1%	50.8%
% of FP17s for Band 1 Urgent Courses	25	773	3.2%	9.7%	9.5%	9.1%
% of FP17s Relating to Free Repair or Replacements	0	773	0.0%	0.7%	0.6%	0.8%
% of FP17s Relating to Continuations	0	773	0.0%	0.6%	0.8%	0.9%
% of Patients satisfied with the dentistry they have received	0	0	N/A	92.3%	92.4%	92.5%
% of Patients satisfied with the time they had to wait for an appointment	0	0	N/A	84.2%	86.3%	87.0%

* This is based on patients treated on this contract for their most recent course of treatment. Figures in italics indicate the base number of FP17s or Patient Questionnaire responses are less than 100. N/A is shown where the base number of responses is less than 10 during the period. % is calculated as Quantity/Base number*100

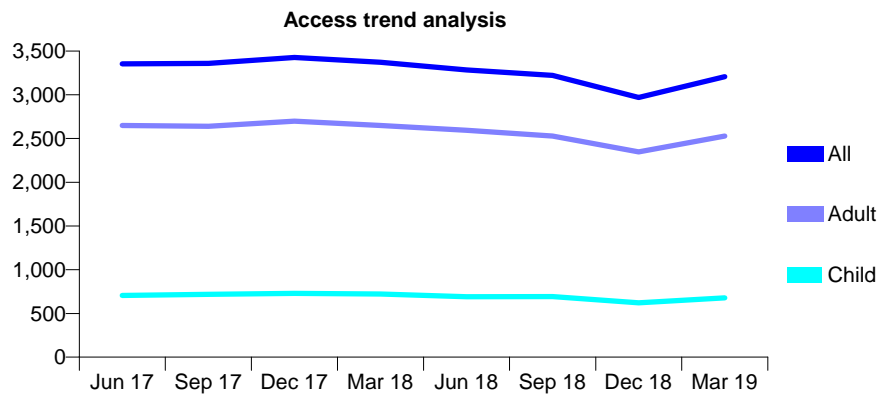
Q69 - Vital Signs At a Glance Contract Report for 221384/0001 - Year end March 2019

Name or company name	Carling Dental Practice
Contract type name	GDS Contract
Purpose of contract	General
Contract start date	01/04/2006
Contract end date	

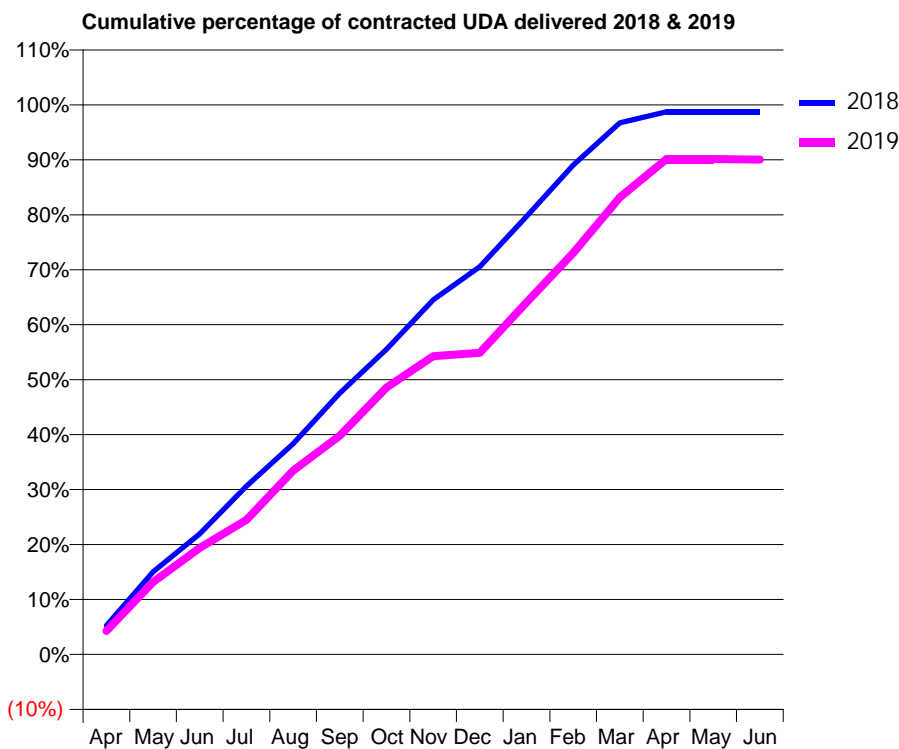
18/19 Contracted general activity (UDA)	7,565
Carry forward general activity (UDA)	95
18/19 Contracted orthodontic activity (UOA)	0
Carry forward orthodontic activity (UOA)	0
Baseline contract value	£184,902.15

ACCESS*

Patients seen in 24 months	Total	Change since previous quarter
Quarter ending March 2018	3,371	
Quarter ending June 2018	3,284	↓
Quarter ending September 2018	3,221	↓
Quarter ending December 2018	2,968	↓
Quarter ending March 2019	3,206	↑
Variance since March 2018	(4.9%)	↓



ACTIVITY



Month	2018	2019
April	397	322
May	1,137	999
June	1,660	1,466
July	2,317	1,852
August	2,901	2,531
September	3,597	3,012
October	4,199	3,674
November	4,881	4,106
December	5,337	4,151
January	6,028	4,846
February	6,736	5,527
March	7,317	6,290
April	7,470	6,818
May	7,470	6,818
June	7,470	6,812

QUALITY

	Quantity	Base Number	Contract	AT	Region	England
% of FP17s for the same patient ID Re-attending within 3 months - Children	24	771	3.1%	11.4%	11.3%	11.8%
% of FP17s for the same patient ID Re-attending within 3 months - Adults	200	2,767	7.2%	14.9%	15.4%	15.7%
% of FP17s for the same patient ID Re-attending between 3 & 9 months - Children	254	771	32.9%	58.4%	61.3%	58.9%
% of FP17s for the same patient ID Re-attending between 3 & 9 months - Adults	857	2,767	31.0%	49.0%	52.1%	50.8%
% of FP17s for Band 1 Urgent Courses	367	3,689	9.9%	9.7%	9.5%	9.1%
% of FP17s Relating to Free Repair or Replacements	43	3,689	1.2%	0.7%	0.6%	0.8%
% of FP17s Relating to Continuations	4	3,689	0.1%	0.6%	0.8%	0.9%
% of Patients satisfied with the dentistry they have received	0	0	N/A	92.3%	92.4%	92.5%
% of Patients satisfied with the time they had to wait for an appointment	0	0	N/A	84.2%	86.3%	87.0%

* This is based on patients treated on this contract for their most recent course of treatment. Figures in italics indicate the base number of FP17s or Patient Questionnaire responses are less than 100. N/A is shown where the base number of responses is less than 10 during the period. % is calculated as Quantity/Base number*100

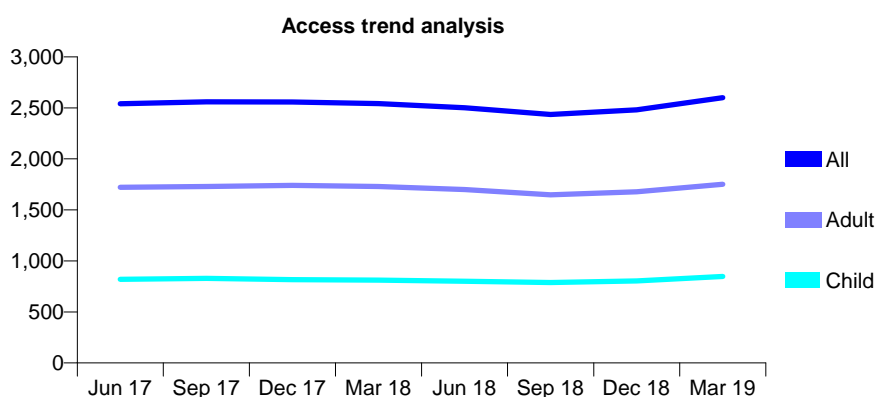
Q69 - Vital Signs At a Glance Contract Report for 231878/0001 - Year end March 2019

Name or company name	MR AF GAON
Contract type name	GDS Contract
Purpose of contract	General
Contract start date	01/04/2006
Contract end date	

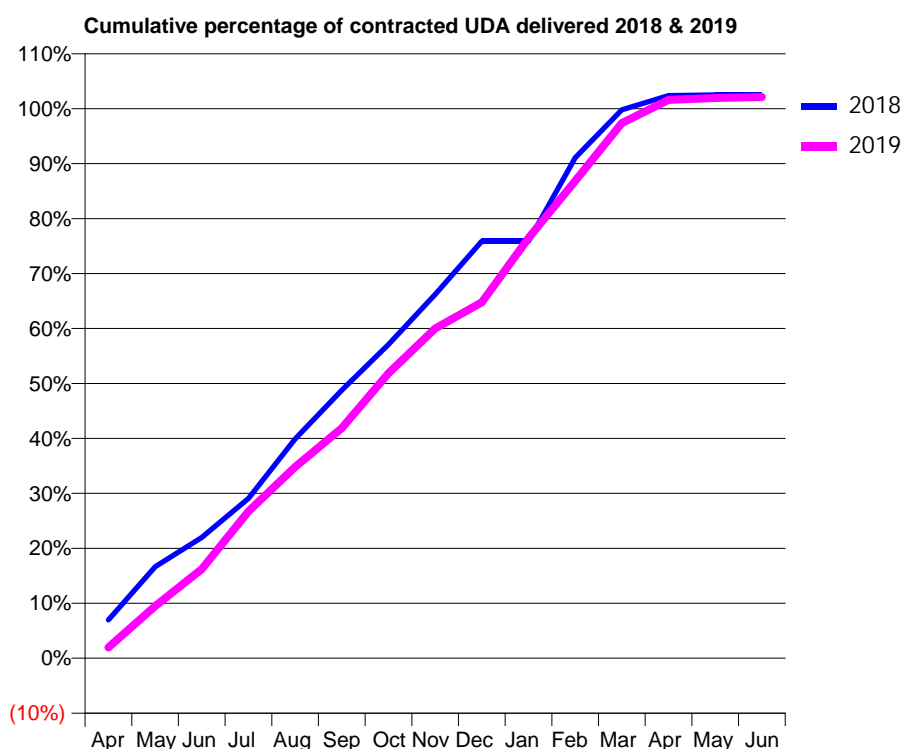
18/19 Contracted general activity (UDA)	6,049
Carry forward general activity (UDA)	-120
18/19 Contracted orthodontic activity (UOA)	0
Carry forward orthodontic activity (UOA)	0
Baseline contract value	£180,925.98

ACCESS*

Patients seen in 24 months	Total	Change since previous quarter
Quarter ending March 2018	2,542	
Quarter ending June 2018	2,501	↓
Quarter ending September 2018	2,436	↓
Quarter ending December 2018	2,481	→
Quarter ending March 2019	2,599	↑
Variance since March 2018	2.2%	↑



ACTIVITY



Month	Adjusted Scheduled Activity (UDA)	
	2018	2019
April	422	120
May	1,006	573
June	1,329	982
July	1,759	1,617
August	2,415	2,105
September	2,950	2,533
October	3,453	3,136
November	4,006	3,629
December	4,590	3,917
January	4,590	4,625
February	5,510	5,255
March	6,035	5,891
April	6,193	6,145
May	6,200	6,166
June	6,200	6,178

QUALITY

	Quantity	Base Number	Contract	AT	Region	England
% of FP17s for the same patient ID Re-attending within 3 months - Children	75	1,289	5.8%	11.4%	11.3%	11.8%
% of FP17s for the same patient ID Re-attending within 3 months - Adults	233	2,303	10.1%	14.9%	15.4%	15.7%
% of FP17s for the same patient ID Re-attending between 3 & 9 months - Children	835	1,289	64.8%	58.4%	61.3%	58.9%
% of FP17s for the same patient ID Re-attending between 3 & 9 months - Adults	1,318	2,303	57.2%	49.0%	52.1%	50.8%
% of FP17s for Band 1 Urgent Courses	147	3,641	4.0%	9.7%	9.5%	9.1%
% of FP17s Relating to Free Repair or Replacements	0	3,641	0.0%	0.7%	0.6%	0.8%
% of FP17s Relating to Continuations	18	3,641	0.5%	0.6%	0.8%	0.9%
% of Patients satisfied with the dentistry they have received	5	6	N/A	92.3%	92.4%	92.5%
% of Patients satisfied with the time they had to wait for an appointment	5	6	N/A	84.2%	86.3%	87.0%

* This is based on patients treated on this contract for their most recent course of treatment.

Figures in italics indicate the base number of FP17s or Patient Questionnaire responses are less than 100. N/A is shown where the base number of responses is less than 10 during the period. % is calculated as Quantity/Base number*100

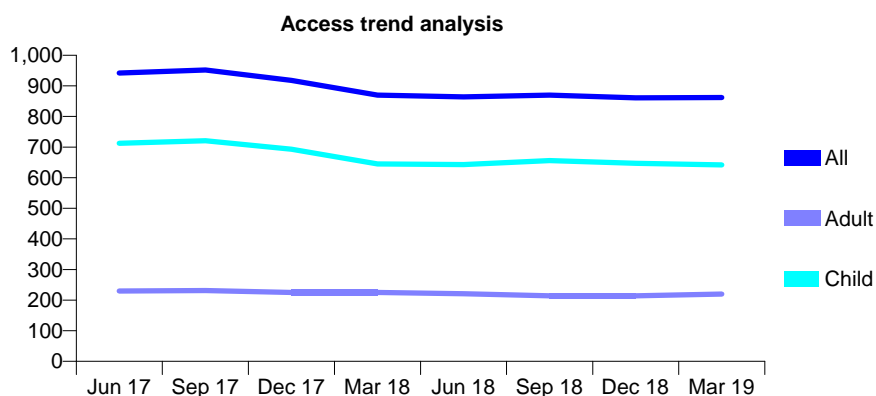
Q69 - Vital Signs At a Glance Contract Report for 233269/0001 - Year end March 2019

Name or company name	MR JD BARLOW
Contract type name	GDS Contract
Purpose of contract	General
Contract start date	01/04/2006
Contract end date	

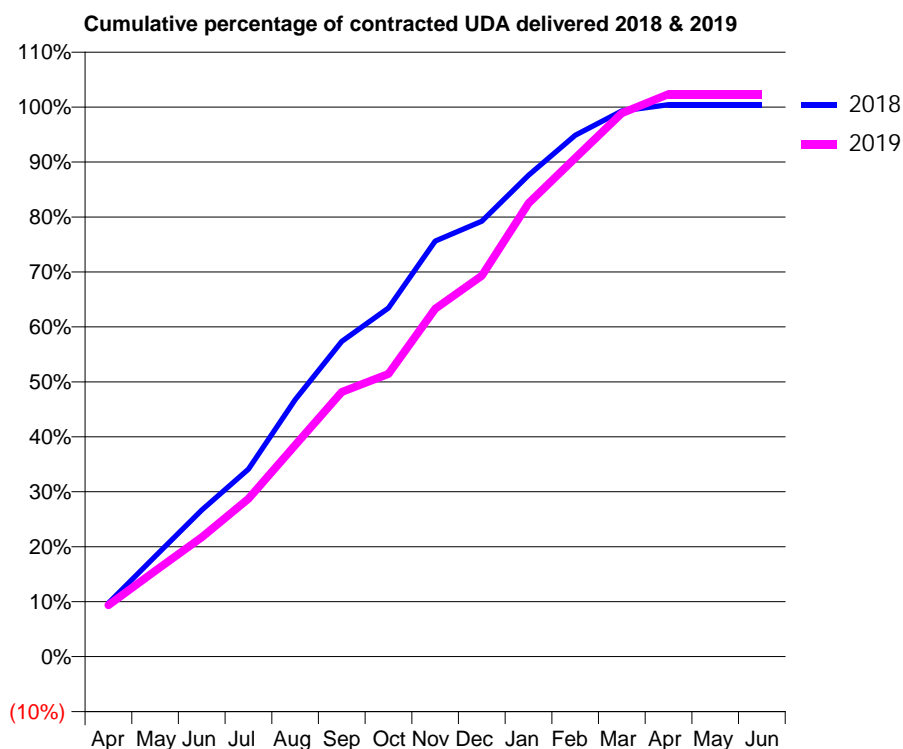
18/19 Contracted general activity (UDA)	1,471
Carry forward general activity (UDA)	-6
18/19 Contracted orthodontic activity (UOA)	0
Carry forward orthodontic activity (UOA)	0
Baseline contract value	£33,234.11

ACCESS*

Patients seen in 24 months	Total	Change since previous quarter
Quarter ending March 2018	870	
Quarter ending June 2018	864	→
Quarter ending September 2018	870	→
Quarter ending December 2018	861	↓
Quarter ending March 2019	862	→
Variance since March 2018	(0.9%)	→



ACTIVITY



Month	Adjusted Scheduled Activity (UDA)	
	2018	2019
April	143	138
May	269	229
June	392	319
July	502	423
August	688	566
September	844	708
October	933	757
November	1,112	931
December	1,165	1,019
January	1,288	1,213
February	1,395	1,335
March	1,460	1,455
April	1,477	1,506
May	1,477	1,506
June	1,477	1,506

QUALITY

	Quantity	Base Number	Contract	AT	Region	England
% of FP17s for the same patient ID Re-attending within 3 months - Children	24	875	2.7%	11.4%	11.3%	11.8%
% of FP17s for the same patient ID Re-attending within 3 months - Adults	3	149	2.0%	14.9%	15.4%	15.7%
% of FP17s for the same patient ID Re-attending between 3 & 9 months - Children	491	875	56.1%	58.4%	61.3%	58.9%
% of FP17s for the same patient ID Re-attending between 3 & 9 months - Adults	44	149	29.5%	49.0%	52.1%	50.8%
% of FP17s for Band 1 Urgent Courses	18	1,052	1.7%	9.7%	9.5%	9.1%
% of FP17s Relating to Free Repair or Replacements	0	1,052	0.0%	0.7%	0.6%	0.8%
% of FP17s Relating to Continuations	4	1,052	0.4%	0.6%	0.8%	0.9%
% of Patients satisfied with the dentistry they have received	1	1	N/A	92.3%	92.4%	92.5%
% of Patients satisfied with the time they had to wait for an appointment	1	1	N/A	84.2%	86.3%	87.0%

* This is based on patients treated on this contract for their most recent course of treatment. Figures in italics indicate the base number of FP17s or Patient Questionnaire responses are less than 100. N/A is shown where the base number of responses is less than 10 during the period. % is calculated as Quantity/Base number*100

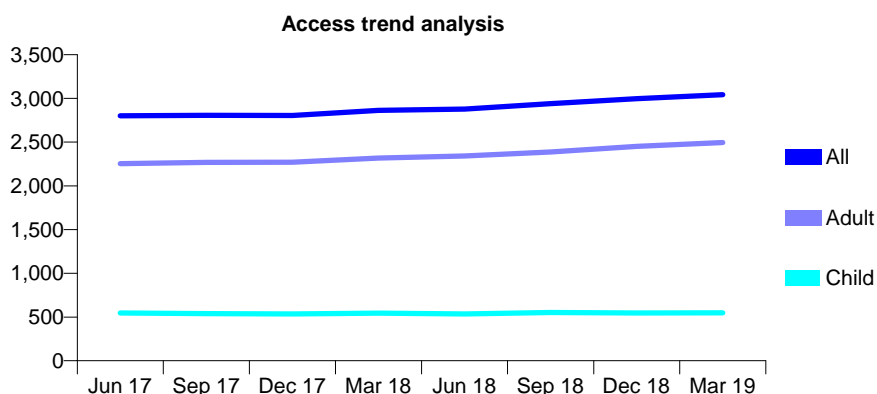
Q69 - Vital Signs At a Glance Contract Report for 234907/0001 - Year end March 2019

Name or company name	MRS SV TAFFT
Contract type name	GDS Contract
Purpose of contract	General
Contract start date	01/04/2006
Contract end date	

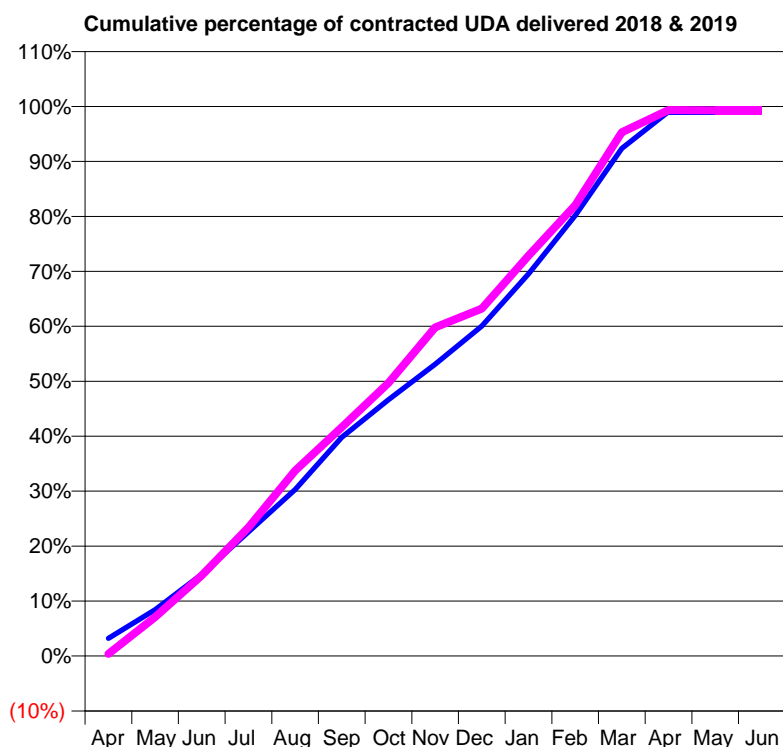
18/19 Contracted general activity (UDA)	8,926
Carry forward general activity (UDA)	86
18/19 Contracted orthodontic activity (UOA)	0
Carry forward orthodontic activity (UOA)	0
Baseline contract value	£216,984.67

ACCESS*

Patients seen in 24 months	Total	Change since previous quarter
Quarter ending March 2018	2,863	
Quarter ending June 2018	2,878	→
Quarter ending September 2018	2,939	↑
Quarter ending December 2018	2,998	↑
Quarter ending March 2019	3,044	→
Variance since March 2018	6.3%	↑



ACTIVITY



Month	Adjusted Scheduled Activity (UDA)	
	2018	2019
April	286	36
May	753	634
June	1,327	1,310
July	2,016	2,090
August	2,704	3,011
September	3,553	3,715
October	4,163	4,435
November	4,741	5,337
December	5,360	5,642
January	6,206	6,501
February	7,155	7,321
March	8,245	8,507
April	8,840	8,867
May	8,840	8,862
June	8,840	8,861

QUALITY

	Quantity	Base Number	Contract	AT	Region	England
% of FP17s for the same patient ID Re-attending within 3 months - Children	69	931	7.4%	11.4%	11.3%	11.8%
% of FP17s for the same patient ID Re-attending within 3 months - Adults	406	3,831	10.6%	14.9%	15.4%	15.7%
% of FP17s for the same patient ID Re-attending between 3 & 9 months - Children	636	931	68.3%	58.4%	61.3%	58.9%
% of FP17s for the same patient ID Re-attending between 3 & 9 months - Adults	2,516	3,831	65.7%	49.0%	52.1%	50.8%
% of FP17s for Band 1 Urgent Courses	155	4,707	3.3%	9.7%	9.5%	9.1%
% of FP17s Relating to Free Repair or Replacements	18	4,707	0.4%	0.7%	0.6%	0.8%
% of FP17s Relating to Continuations	55	4,707	1.2%	0.6%	0.8%	0.9%
% of Patients satisfied with the dentistry they have received	4	4	N/A	92.3%	92.4%	92.5%
% of Patients satisfied with the time they had to wait for an appointment	3	4	N/A	84.2%	86.3%	87.0%

* This is based on patients treated on this contract for their most recent course of treatment. Figures in italics indicate the base number of FP17s or Patient Questionnaire responses are less than 100. N/A is shown where the base number of responses is less than 10 during the period. % is calculated as Quantity/Base number*100

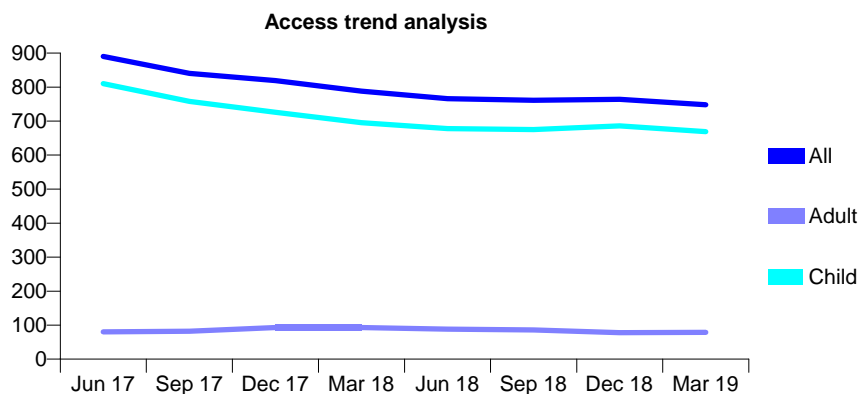
Q69 - Vital Signs At a Glance Contract Report for 235849/0001 - Year end March 2019

Name or company name	MR JM BROWN
Contract type name	GDS Contract
Purpose of contract	General
Contract start date	01/04/2006
Contract end date	

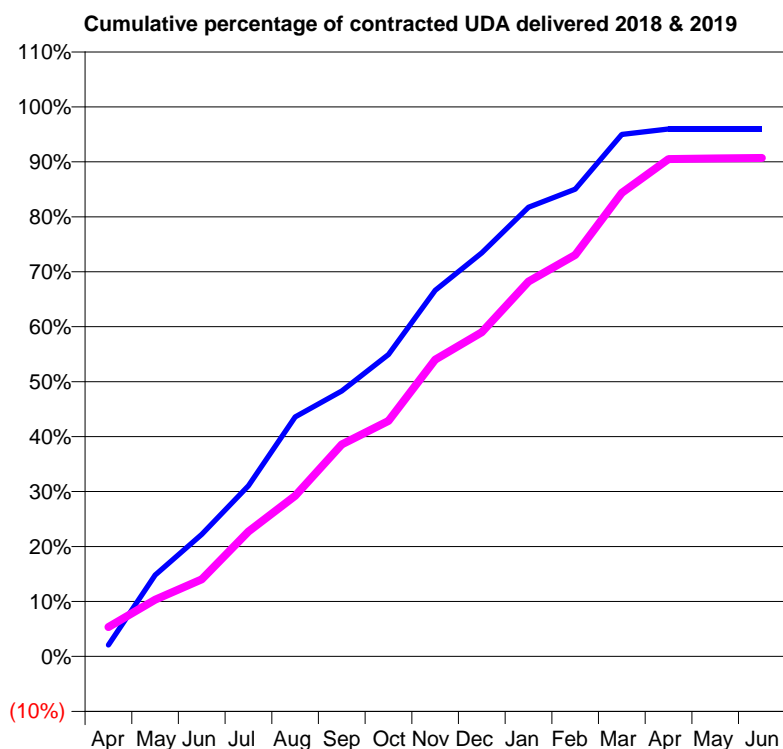
18/19 Contracted general activity (UDA)	1,254
Carry forward general activity (UDA)	0
18/19 Contracted orthodontic activity (UOA)	0
Carry forward orthodontic activity (UOA)	0
Baseline contract value	£24,024.21

ACCESS*

Patients seen in 24 months	Total	Change since previous quarter
Quarter ending March 2018	788	
Quarter ending June 2018	766	↓
Quarter ending September 2018	761	→
Quarter ending December 2018	764	→
Quarter ending March 2019	748	↓
Variance since March 2018	(5.1%)	↓



ACTIVITY



Month	Adjusted Scheduled Activity (UDA)	
	2018	2019
April	26	67
May	186	130
June	279	176
July	390	285
August	547	367
September	606	484
October	689	538
November	835	677
December	921	740
January	1,025	856
February	1,066	916
March	1,191	1,058
April	1,203	1,135
May	1,203	1,136
June	1,203	1,137

QUALITY

	Quantity	Base Number	Contract	AT	Region	England
% of FP17s for the same patient ID Re-attending within 3 months - Children	33	920	3.6%	11.4%	11.3%	11.8%
% of FP17s for the same patient ID Re-attending within 3 months - Adults	0	0	N/A	14.9%	15.4%	15.7%
% of FP17s for the same patient ID Re-attending between 3 & 9 months - Children	532	920	57.8%	58.4%	61.3%	58.9%
% of FP17s for the same patient ID Re-attending between 3 & 9 months - Adults	0	0	N/A	49.0%	52.1%	50.8%
% of FP17s for Band 1 Urgent Courses	21	975	2.2%	9.7%	9.5%	9.1%
% of FP17s Relating to Free Repair or Replacements	0	975	0.0%	0.7%	0.6%	0.8%
% of FP17s Relating to Continuations	0	975	0.0%	0.6%	0.8%	0.9%
% of Patients satisfied with the dentistry they have received	0	0	N/A	92.3%	92.4%	92.5%
% of Patients satisfied with the time they had to wait for an appointment	0	0	N/A	84.2%	86.3%	87.0%

* This is based on patients treated on this contract for their most recent course of treatment. Figures in italics indicate the base number of FP17s or Patient Questionnaire responses are less than 100. N/A is shown where the base number of responses is less than 10 during the period. % is calculated as Quantity/Base number*100

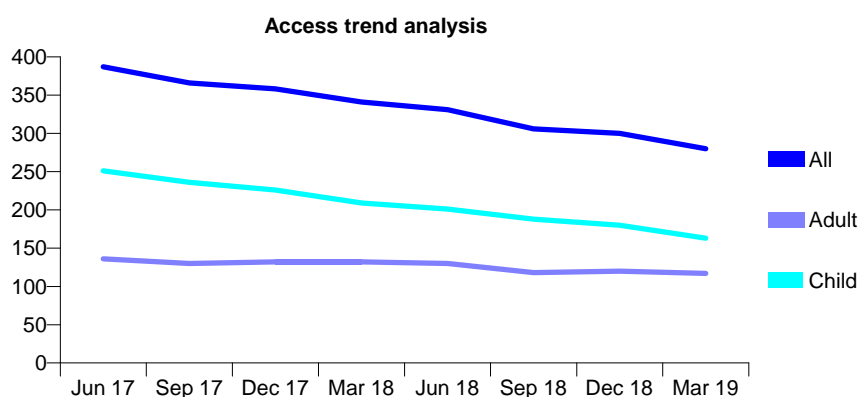
Q69 - Vital Signs At a Glance Contract Report for 237558/0001 - Year end March 2019

Name or company name	Alexandra Dental Practice
Contract type name	GDS Contract
Purpose of contract	General
Contract start date	02/07/2012
Contract end date	

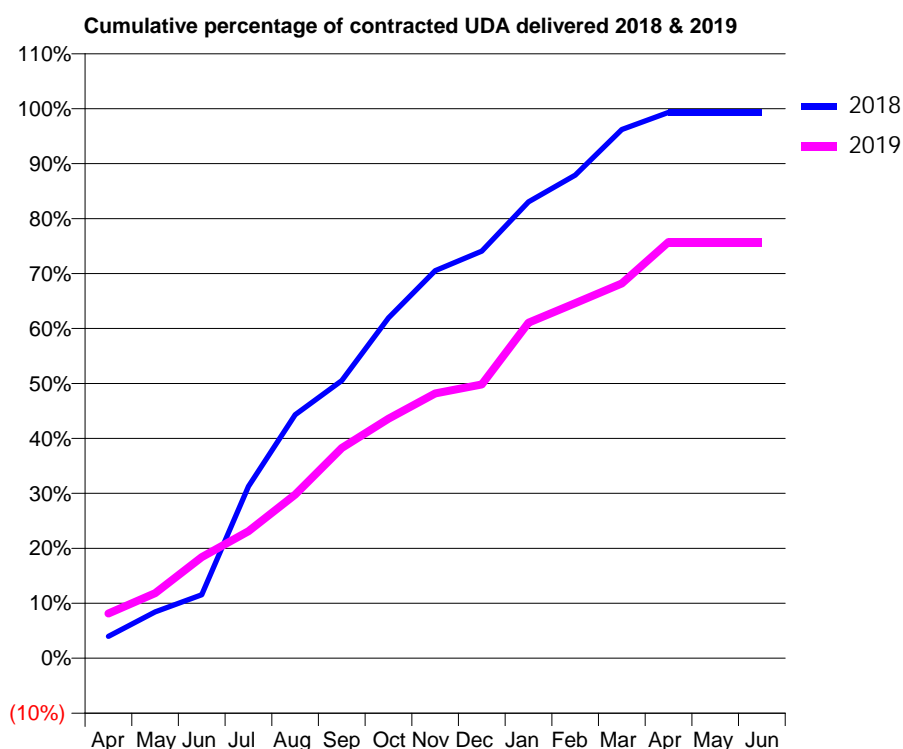
18/19 Contracted general activity (UDA)	675
Carry forward general activity (UDA)	4
18/19 Contracted orthodontic activity (UOA)	0
Carry forward orthodontic activity (UOA)	0
Baseline contract value	£12,480.94

ACCESS*

Patients seen in 24 months	Total	Change since previous quarter
Quarter ending March 2018	341	
Quarter ending June 2018	331	↓
Quarter ending September 2018	306	↓
Quarter ending December 2018	300	↓
Quarter ending March 2019	280	↓
Variance since March 2018	(17.9%)	↓



ACTIVITY



Month	Adjusted Scheduled Activity (UDA)	
	2018	2019
April	27	55
May	57	80
June	78	124
July	211	156
August	299	201
September	341	258
October	418	294
November	476	325
December	500	336
January	560	412
February	593	436
March	649	460
April	670	511
May	670	511
June	670	511

QUALITY

	Quantity	Base Number	Contract	AT	Region	England
% of FP17s for the same patient ID Re-attending within 3 months - Children	11	293	3.8%	11.4%	11.3%	11.8%
% of FP17s for the same patient ID Re-attending within 3 months - Adults	1	58	1.7%	14.9%	15.4%	15.7%
% of FP17s for the same patient ID Re-attending between 3 & 9 months - Children	217	293	74.1%	58.4%	61.3%	58.9%
% of FP17s for the same patient ID Re-attending between 3 & 9 months - Adults	40	58	69.0%	49.0%	52.1%	50.8%
% of FP17s for Band 1 Urgent Courses	1	342	0.3%	9.7%	9.5%	9.1%
% of FP17s Relating to Free Repair or Replacements	0	342	0.0%	0.7%	0.6%	0.8%
% of FP17s Relating to Continuations	0	342	0.0%	0.6%	0.8%	0.9%
% of Patients satisfied with the dentistry they have received	0	0	N/A	92.3%	92.4%	92.5%
% of Patients satisfied with the time they had to wait for an appointment	0	0	N/A	84.2%	86.3%	87.0%

* This is based on patients treated on this contract for their most recent course of treatment.

Figures in italics indicate the base number of FP17s or Patient Questionnaire responses are less than 100. N/A is shown where the base number of responses is less than 10 during the period. % is calculated as Quantity/Base number*100

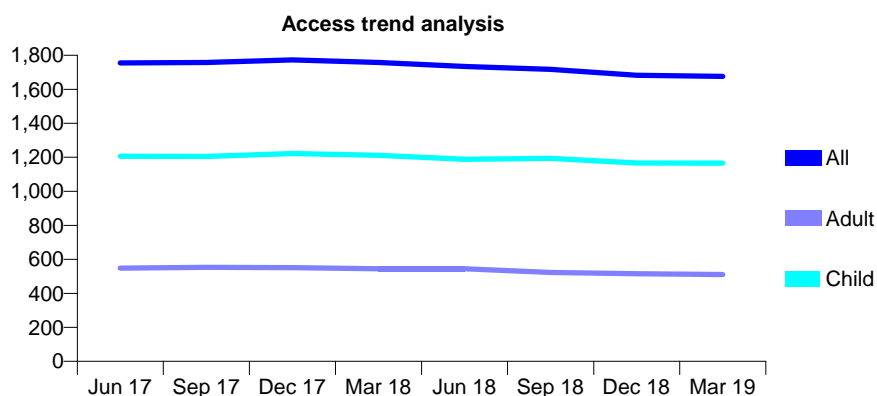
Q69 - Vital Signs At a Glance Contract Report for 237620/0001 - Year end March 2019

Name or company name	MISS NJ BEARDSLEY
Contract type name	GDS Contract
Purpose of contract	General
Contract start date	01/04/2006
Contract end date	

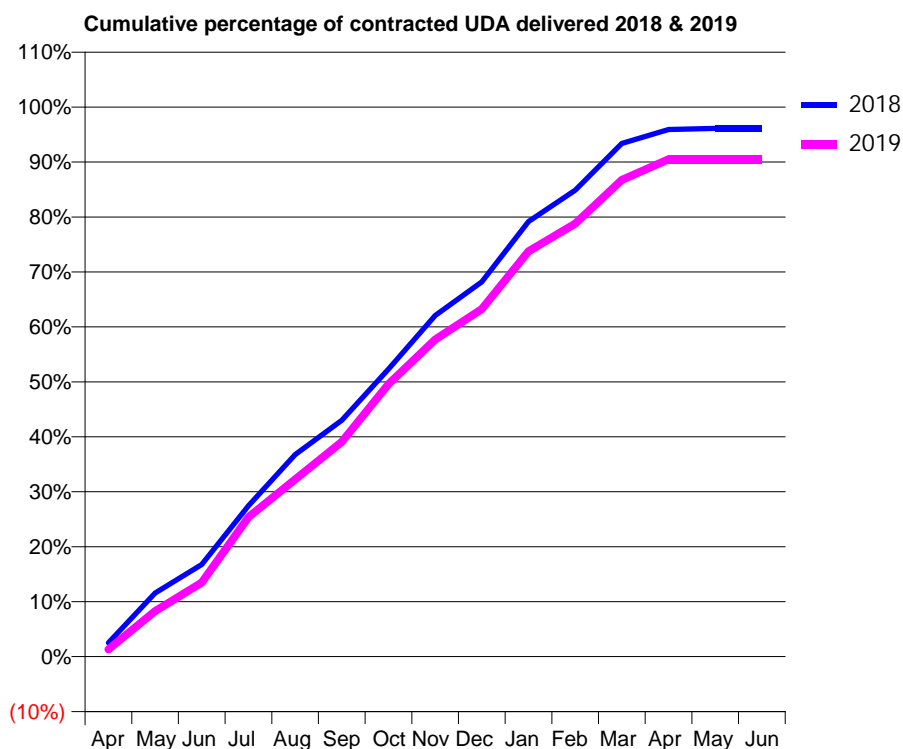
18/19 Contracted general activity (UDA)	5,732
Carry forward general activity (UDA)	222
18/19 Contracted orthodontic activity (UOA)	0
Carry forward orthodontic activity (UOA)	0
Baseline contract value	£152,171.81

ACCESS*

Patients seen in 24 months	Total	Change since previous quarter
Quarter ending March 2018	1,757	
Quarter ending June 2018	1,734	↓
Quarter ending September 2018	1,717	→
Quarter ending December 2018	1,683	↓
Quarter ending March 2019	1,676	→
Variance since March 2018	(4.6%)	↓



ACTIVITY



Month	Adjusted Scheduled Activity (UDA)	
	2018	2019
April	144	75
May	664	475
June	960	773
July	1,574	1,455
August	2,108	1,850
September	2,465	2,239
October	3,000	2,843
November	3,558	3,309
December	3,909	3,626
January	4,538	4,228
February	4,865	4,516
March	5,352	4,972
April	5,498	5,187
May	5,510	5,187
June	5,510	5,187

QUALITY

	Quantity	Base Number	Contract	AT	Region	England
% of FP17s for the same patient ID Re-attending within 3 months - Children	168	1,976	8.5%	11.4%	11.3%	11.8%
% of FP17s for the same patient ID Re-attending within 3 months - Adults	56	569	9.8%	14.9%	15.4%	15.7%
% of FP17s for the same patient ID Re-attending between 3 & 9 months - Children	1,314	1,976	66.5%	58.4%	61.3%	58.9%
% of FP17s for the same patient ID Re-attending between 3 & 9 months - Adults	362	569	63.6%	49.0%	52.1%	50.8%
% of FP17s for Band 1 Urgent Courses	81	2,546	3.2%	9.7%	9.5%	9.1%
% of FP17s Relating to Free Repair or Replacements	2	2,546	0.1%	0.7%	0.6%	0.8%
% of FP17s Relating to Continuations	7	2,546	0.3%	0.6%	0.8%	0.9%
% of Patients satisfied with the dentistry they have received	1	1	N/A	92.3%	92.4%	92.5%
% of Patients satisfied with the time they had to wait for an appointment	1	1	N/A	84.2%	86.3%	87.0%

* This is based on patients treated on this contract for their most recent course of treatment. Figures in italics indicate the base number of FP17s or Patient Questionnaire responses are less than 100. N/A is shown where the base number of responses is less than 10 during the period. % is calculated as Quantity/Base number*100

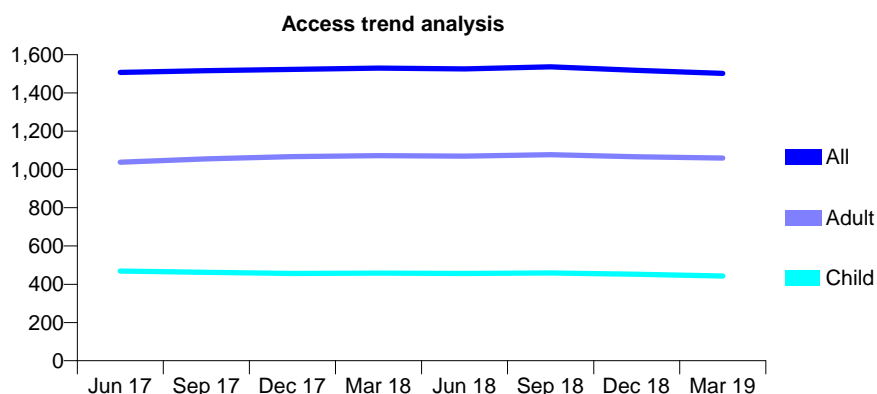
Q69 - Vital Signs At a Glance Contract Report for 238082/0001 - Year end March 2019

Name or company name	MR SK GRAY
Contract type name	GDS Contract
Purpose of contract	General
Contract start date	01/04/2006
Contract end date	

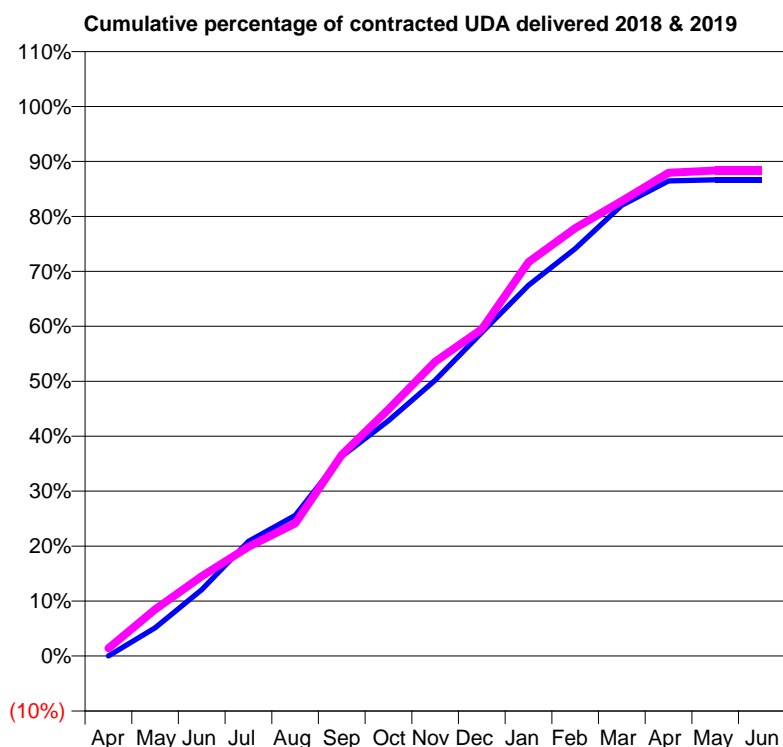
18/19 Contracted general activity (UDA)	3,750
Carry forward general activity (UDA)	0
18/19 Contracted orthodontic activity (UOA)	0
Carry forward orthodontic activity (UOA)	0
Baseline contract value	£91,193.29

ACCESS*

Patients seen in 24 months	Total	Change since previous quarter
Quarter ending March 2018	1,530	
Quarter ending June 2018	1,526	→
Quarter ending September 2018	1,536	→
Quarter ending December 2018	1,518	↓
Quarter ending March 2019	1,502	↓
Variance since March 2018	(1.8%)	↓



ACTIVITY



Month	Adjusted Scheduled Activity (UDA)	
	2018	2019
April	0	53
May	194	318
June	452	544
July	783	746
August	960	905
September	1,363	1,373
October	1,606	1,684
November	1,883	2,009
December	2,207	2,231
January	2,530	2,689
February	2,779	2,920
March	3,077	3,106
April	3,242	3,298
May	3,249	3,313
June	3,249	3,313

QUALITY

	Quantity	Base Number	Contract	AT	Region	England
% of FP17s for the same patient ID Re-attending within 3 months - Children	18	630	2.9%	11.4%	11.3%	11.8%
% of FP17s for the same patient ID Re-attending within 3 months - Adults	129	1,345	9.6%	14.9%	15.4%	15.7%
% of FP17s for the same patient ID Re-attending between 3 & 9 months - Children	355	630	56.3%	58.4%	61.3%	58.9%
% of FP17s for the same patient ID Re-attending between 3 & 9 months - Adults	723	1,345	53.8%	49.0%	52.1%	50.8%
% of FP17s for Band 1 Urgent Courses	83	1,975	4.2%	9.7%	9.5%	9.1%
% of FP17s Relating to Free Repair or Replacements	9	1,975	0.5%	0.7%	0.6%	0.8%
% of FP17s Relating to Continuations	1	1,975	0.1%	0.6%	0.8%	0.9%
% of Patients satisfied with the dentistry they have received	0	0	N/A	92.3%	92.4%	92.5%
% of Patients satisfied with the time they had to wait for an appointment	0	0	N/A	84.2%	86.3%	87.0%

* This is based on patients treated on this contract for their most recent course of treatment. Figures in italics indicate the base number of FP17s or Patient Questionnaire responses are less than 100. N/A is shown where the base number of responses is less than 10 during the period. % is calculated as Quantity/Base number*100

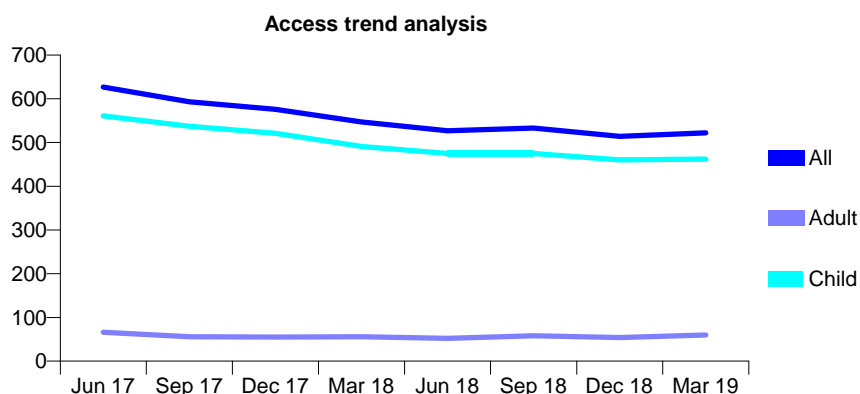
Q69 - Vital Signs At a Glance Contract Report for 239275/0001 - Year end March 2019

Name or company name	RHDC Partners
Contract type name	GDS Contract
Purpose of contract	General
Contract start date	01/04/2006
Contract end date	

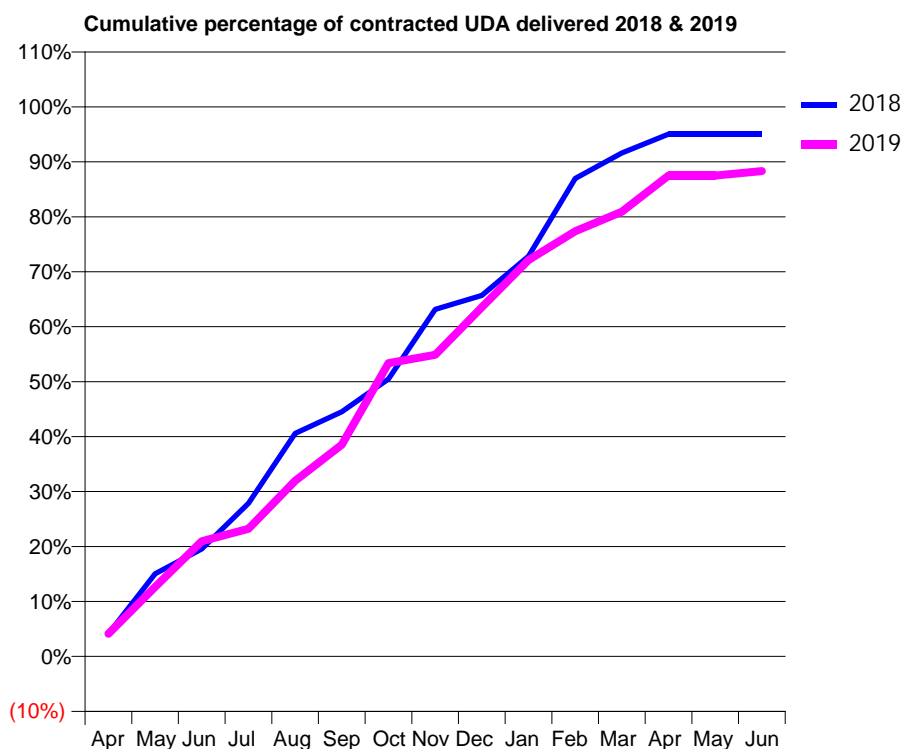
18/19 Contracted general activity (UDA)	870
Carry forward general activity (UDA)	0
18/19 Contracted orthodontic activity (UOA)	0
Carry forward orthodontic activity (UOA)	0
Baseline contract value	£21,150.20

ACCESS*

Patients seen in 24 months	Total	Change since previous quarter
Quarter ending March 2018	547	
Quarter ending June 2018	527	↓
Quarter ending September 2018	533	→
Quarter ending December 2018	514	↓
Quarter ending March 2019	522	→
Variance since March 2018	(4.6%)	↓



ACTIVITY



Month	2018	2019
April	36	36
May	131	110
June	170	182
July	242	202
August	353	278
September	387	335
October	439	464
November	549	477
December	571	553
January	633	628
February	757	673
March	797	704
April	827	761
May	827	761
June	827	768

QUALITY

	Quantity	Base Number	Contract	AT	Region	England
% of FP17s for the same patient ID Re-attending within 3 months - Children	36	585	6.2%	11.4%	11.3%	11.8%
% of FP17s for the same patient ID Re-attending within 3 months - Adults	0	0	N/A	14.9%	15.4%	15.7%
% of FP17s for the same patient ID Re-attending between 3 & 9 months - Children	328	585	56.1%	58.4%	61.3%	58.9%
% of FP17s for the same patient ID Re-attending between 3 & 9 months - Adults	0	0	N/A	49.0%	52.1%	50.8%
% of FP17s for Band 1 Urgent Courses	7	610	1.1%	9.7%	9.5%	9.1%
% of FP17s Relating to Free Repair or Replacements	0	610	0.0%	0.7%	0.6%	0.8%
% of FP17s Relating to Continuations	11	610	1.8%	0.6%	0.8%	0.9%
% of Patients satisfied with the dentistry they have received	0	0	N/A	92.3%	92.4%	92.5%
% of Patients satisfied with the time they had to wait for an appointment	0	0	N/A	84.2%	86.3%	87.0%

* This is based on patients treated on this contract for their most recent course of treatment. Figures in italics indicate the base number of FP17s or Patient Questionnaire responses are less than 100. N/A is shown where the base number of responses is less than 10 during the period. % is calculated as Quantity/Base number*100

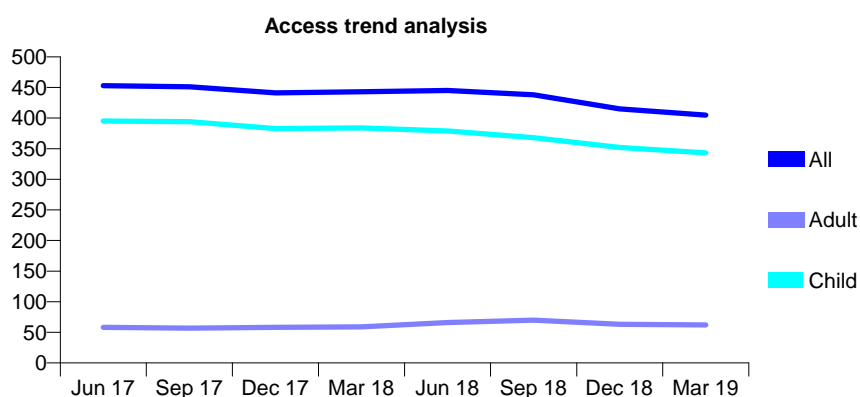
Q69 - Vital Signs At a Glance Contract Report for 244287/0001 - Year end March 2019

Name or company name	MR CR HARRIS
Contract type name	GDS Contract
Purpose of contract	General
Contract start date	01/04/2006
Contract end date	

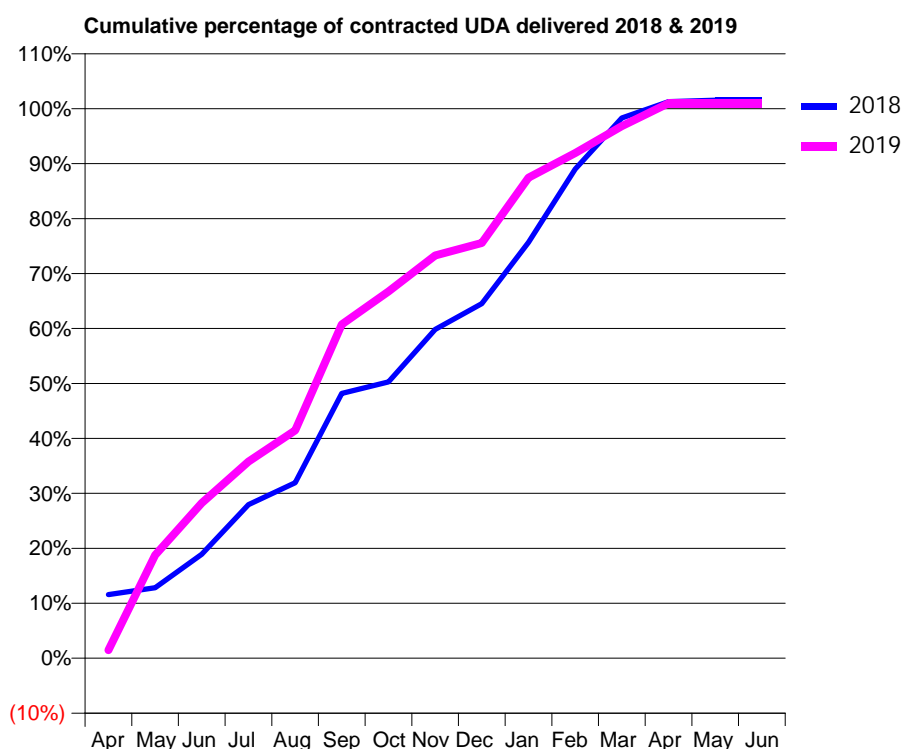
18/19 Contracted general activity (UDA)	1,083
Carry forward general activity (UDA)	-16
18/19 Contracted orthodontic activity (UOA)	0
Carry forward orthodontic activity (UOA)	0
Baseline contract value	£23,870.74

ACCESS*

Patients seen in 24 months	Total	Change since previous quarter
Quarter ending March 2018	443	
Quarter ending June 2018	445	→
Quarter ending September 2018	438	↓
Quarter ending December 2018	415	↓
Quarter ending March 2019	405	↓
Variance since March 2018	(8.6%)	↓



ACTIVITY



Month	2018	2019
April	126	16
May	139	203
June	205	306
July	303	387
August	346	449
September	522	658
October	545	723
November	648	794
December	699	818
January	820	947
February	964	995
March	1,064	1,048
April	1,097	1,094
May	1,100	1,094
June	1,100	1,094

QUALITY

	Quantity	Base Number	Contract	AT	Region	England
% of FP17s for the same patient ID Re-attending within 3 months - Children	59	583	10.1%	11.4%	11.3%	11.8%
% of FP17s for the same patient ID Re-attending within 3 months - Adults	4	35	11.4%	14.9%	15.4%	15.7%
% of FP17s for the same patient ID Re-attending between 3 & 9 months - Children	380	583	65.2%	58.4%	61.3%	58.9%
% of FP17s for the same patient ID Re-attending between 3 & 9 months - Adults	26	35	74.3%	49.0%	52.1%	50.8%
% of FP17s for Band 1 Urgent Courses	29	632	4.6%	9.7%	9.5%	9.1%
% of FP17s Relating to Free Repair or Replacements	0	632	0.0%	0.7%	0.6%	0.8%
% of FP17s Relating to Continuations	6	632	0.9%	0.6%	0.8%	0.9%
% of Patients satisfied with the dentistry they have received	0	0	N/A	92.3%	92.4%	92.5%
% of Patients satisfied with the time they had to wait for an appointment	0	0	N/A	84.2%	86.3%	87.0%

* This is based on patients treated on this contract for their most recent course of treatment.

Figures in italics indicate the base number of FP17s or Patient Questionnaire responses are less than 100. N/A is shown where the base number of responses is less than 10 during the period. % is calculated as Quantity/Base number*100

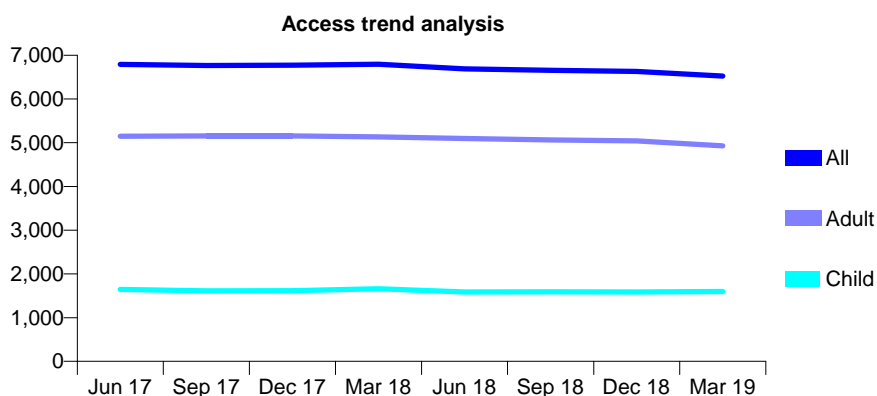
Q69 - Vital Signs At a Glance Contract Report for 250511/0001 - Year end March 2019

Name or company name	Mr BS Degun and Mr DS Jheeta
Contract type name	GDS Contract
Purpose of contract	General
Contract start date	01/04/2006
Contract end date	

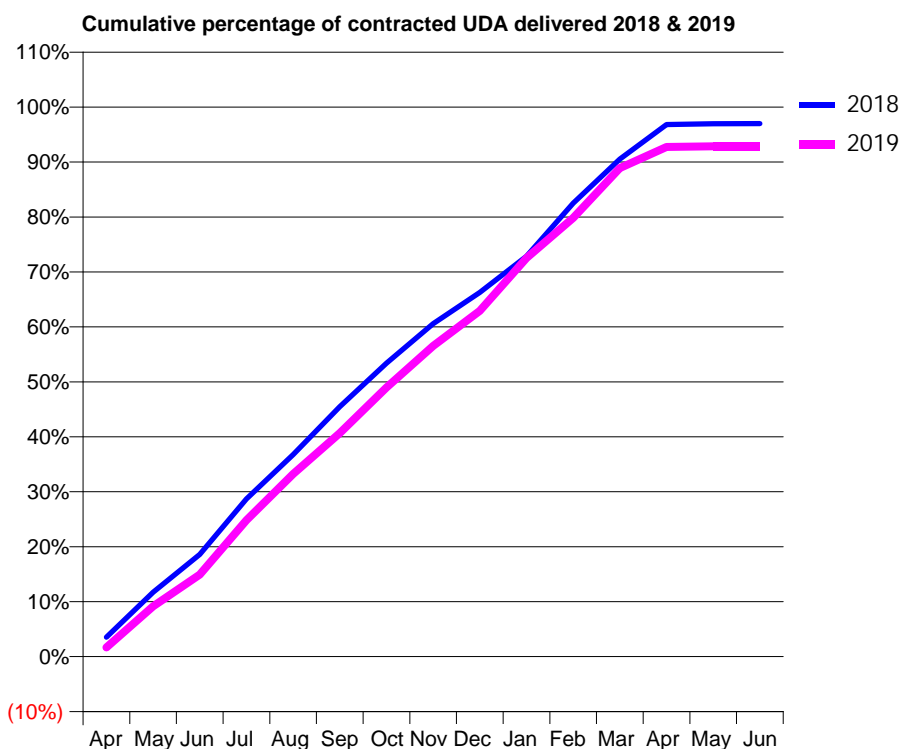
18/19 Contracted general activity (UDA)	21,463
Carry forward general activity (UDA)	648
18/19 Contracted orthodontic activity (UOA)	0
Carry forward orthodontic activity (UOA)	0
Baseline contract value	£551,481.75

ACCESS*

Patients seen in 24 months	Total	Change since previous quarter
Quarter ending March 2018	6,795	
Quarter ending June 2018	6,686	↓
Quarter ending September 2018	6,656	→
Quarter ending December 2018	6,629	→
Quarter ending March 2019	6,524	↓
Variance since March 2018	(4.0%)	↓



ACTIVITY



Month	Adjusted Scheduled Activity (UDA)	
	2018	2019
April	759	360
May	2,520	1,964
June	3,994	3,207
July	6,159	5,329
August	7,891	7,136
September	9,759	8,729
October	11,460	10,514
November	13,004	12,139
December	14,219	13,502
January	15,636	15,565
February	17,711	17,137
March	19,432	19,080
April	20,780	19,906
May	20,812	19,929
June	20,814	19,930

QUALITY

	Quantity	Base Number	Contract	AT	Region	England
% of FP17s for the same patient ID Re-attending within 3 months - Children	197	2,530	7.8%	11.4%	11.3%	11.8%
% of FP17s for the same patient ID Re-attending within 3 months - Adults	714	6,032	11.8%	14.9%	15.4%	15.7%
% of FP17s for the same patient ID Re-attending between 3 & 9 months - Children	1,532	2,530	60.6%	58.4%	61.3%	58.9%
% of FP17s for the same patient ID Re-attending between 3 & 9 months - Adults	3,066	6,032	50.8%	49.0%	52.1%	50.8%
% of FP17s for Band 1 Urgent Courses	1,124	8,466	13.3%	9.7%	9.5%	9.1%
% of FP17s Relating to Free Repair or Replacements	32	8,466	0.4%	0.7%	0.6%	0.8%
% of FP17s Relating to Continuations	21	8,466	0.2%	0.6%	0.8%	0.9%
% of Patients satisfied with the dentistry they have received	3	3	N/A	92.3%	92.4%	92.5%
% of Patients satisfied with the time they had to wait for an appointment	3	3	N/A	84.2%	86.3%	87.0%

* This is based on patients treated on this contract for their most recent course of treatment. Figures in italics indicate the base number of FP17s or Patient Questionnaire responses are less than 100. N/A is shown where the base number of responses is less than 10 during the period. % is calculated as Quantity/Base number*100

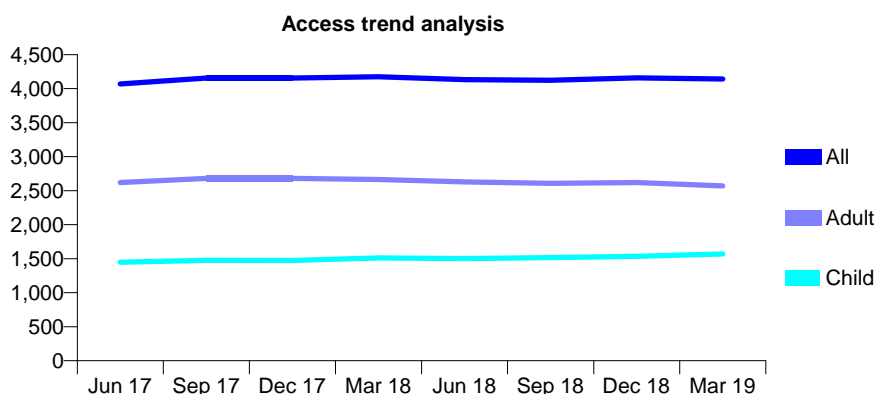
Q69 - Vital Signs At a Glance Contract Report for 250929/0001 - Year end March 2019

Name or company name	MR JS GILL
Contract type name	GDS Contract
Purpose of contract	General
Contract start date	01/04/2006
Contract end date	

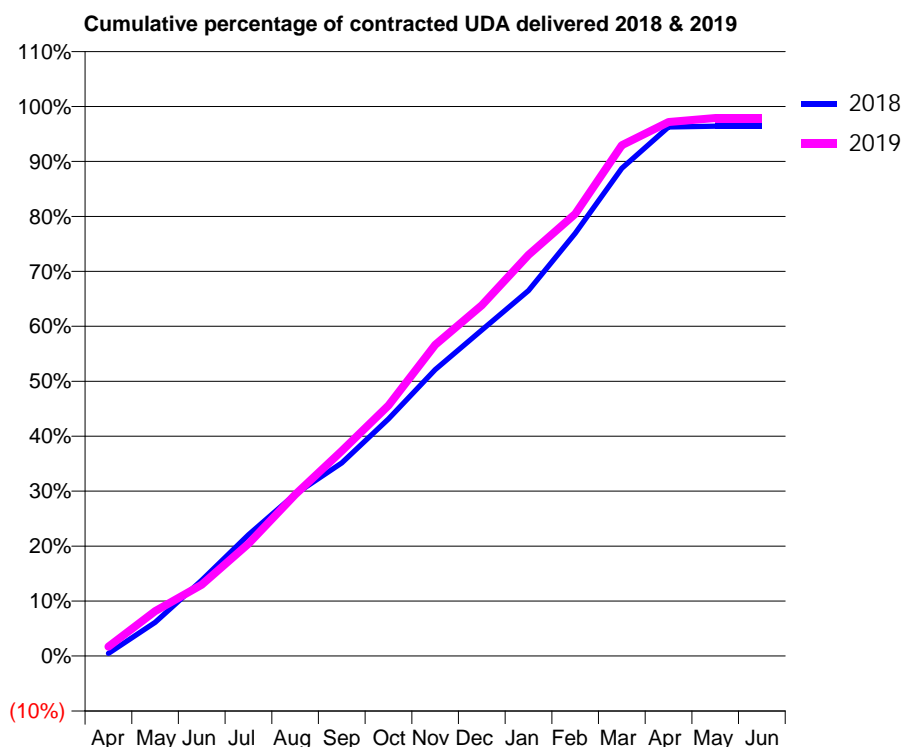
18/19 Contracted general activity (UDA)	12,780
Carry forward general activity (UDA)	495
18/19 Contracted orthodontic activity (UOA)	0
Carry forward orthodontic activity (UOA)	0
Baseline contract value	£405,505.34

ACCESS*

Patients seen in 24 months	Total	Change since previous quarter
Quarter ending March 2018	4,176	
Quarter ending June 2018	4,133	↓
Quarter ending September 2018	4,124	→
Quarter ending December 2018	4,158	→
Quarter ending March 2019	4,143	→
Variance since March 2018	(0.8%)	→



ACTIVITY



Month	Adjusted Scheduled Activity (UDA)	
	2018	2019
April	66	218
May	846	1,045
June	1,901	1,657
July	3,042	2,613
August	4,061	3,755
September	4,839	4,771
October	5,949	5,825
November	7,180	7,238
December	8,173	8,154
January	9,163	9,326
February	10,600	10,281
March	12,229	11,881
April	13,262	12,420
May	13,283	12,510
June	13,284	12,512

QUALITY

	Quantity	Base Number	Contract	AT	Region	England
% of FP17s for the same patient ID Re-attending within 3 months - Children	103	2,075	5.0%	11.4%	11.3%	11.8%
% of FP17s for the same patient ID Re-attending within 3 months - Adults	375	2,746	13.7%	14.9%	15.4%	15.7%
% of FP17s for the same patient ID Re-attending between 3 & 9 months - Children	1,203	2,075	58.0%	58.4%	61.3%	58.9%
% of FP17s for the same patient ID Re-attending between 3 & 9 months - Adults	1,147	2,746	41.8%	49.0%	52.1%	50.8%
% of FP17s for Band 1 Urgent Courses	583	4,817	12.1%	9.7%	9.5%	9.1%
% of FP17s Relating to Free Repair or Replacements	30	4,817	0.6%	0.7%	0.6%	0.8%
% of FP17s Relating to Continuations	4	4,817	0.1%	0.6%	0.8%	0.9%
% of Patients satisfied with the dentistry they have received	0	0	N/A	92.3%	92.4%	92.5%
% of Patients satisfied with the time they had to wait for an appointment	0	0	N/A	84.2%	86.3%	87.0%

* This is based on patients treated on this contract for their most recent course of treatment. Figures in italics indicate the base number of FP17s or Patient Questionnaire responses are less than 100. N/A is shown where the base number of responses is less than 10 during the period. % is calculated as Quantity/Base number*100

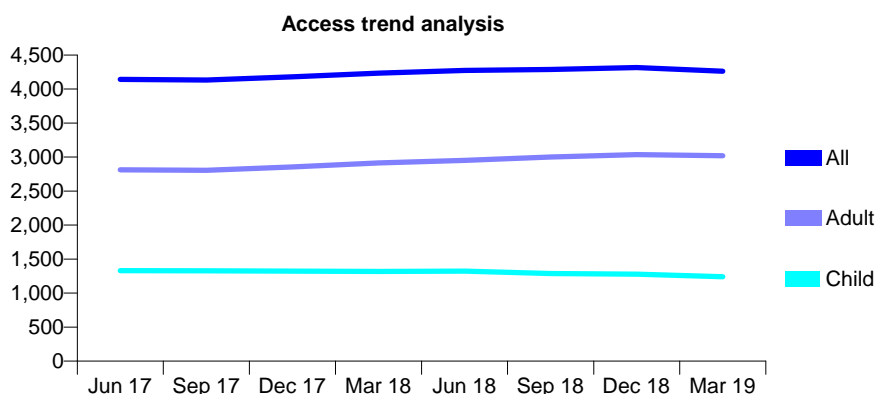
Q69 - Vital Signs At a Glance Contract Report for 253359/0001 - Year end March 2019

Name or company name	MR MA LADAK
Contract type name	GDS Contract
Purpose of contract	General
Contract start date	01/04/2006
Contract end date	

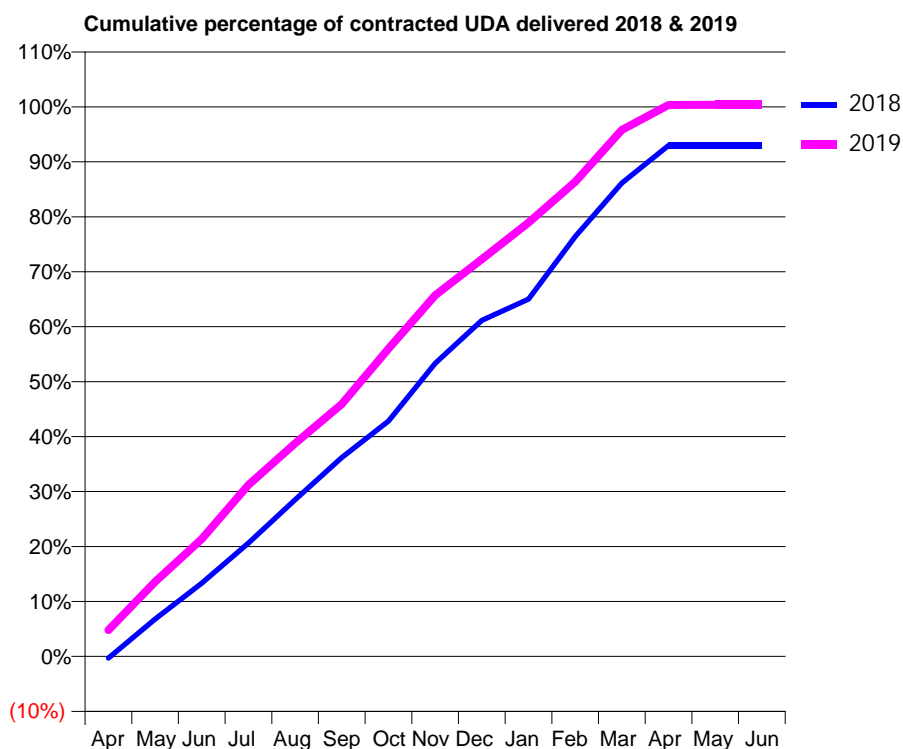
18/19 Contracted general activity (UDA)	11,021
Carry forward general activity (UDA)	0
18/19 Contracted orthodontic activity (UOA)	0
Carry forward orthodontic activity (UOA)	0
Baseline contract value	£361,522.16

ACCESS*

Patients seen in 24 months	Total	Change since previous quarter
Quarter ending March 2018	4,234	
Quarter ending June 2018	4,273	→
Quarter ending September 2018	4,288	→
Quarter ending December 2018	4,317	→
Quarter ending March 2019	4,261	↓
Variance since March 2018	0.6%	→



ACTIVITY



Month	Adjusted Scheduled Activity (UDA)	
	2018	2019
April	-35	529
May	749	1,497
June	1,469	2,354
July	2,275	3,439
August	3,143	4,274
September	3,989	5,062
October	4,718	6,171
November	5,876	7,244
December	6,737	7,965
January	7,166	8,699
February	8,421	9,516
March	9,494	10,558
April	10,246	11,058
May	10,246	11,059
June	10,246	11,059

QUALITY

	Quantity	Base Number	Contract	AT	Region	England
% of FP17s for the same patient ID Re-attending within 3 months - Children	142	2,056	6.9%	11.4%	11.3%	11.8%
% of FP17s for the same patient ID Re-attending within 3 months - Adults	625	4,164	15.0%	14.9%	15.4%	15.7%
% of FP17s for the same patient ID Re-attending between 3 & 9 months - Children	1,432	2,056	69.6%	58.4%	61.3%	58.9%
% of FP17s for the same patient ID Re-attending between 3 & 9 months - Adults	2,296	4,164	55.1%	49.0%	52.1%	50.8%
% of FP17s for Band 1 Urgent Courses	468	6,131	7.6%	9.7%	9.5%	9.1%
% of FP17s Relating to Free Repair or Replacements	33	6,131	0.5%	0.7%	0.6%	0.8%
% of FP17s Relating to Continuations	114	6,131	1.9%	0.6%	0.8%	0.9%
% of Patients satisfied with the dentistry they have received	0	0	N/A	92.3%	92.4%	92.5%
% of Patients satisfied with the time they had to wait for an appointment	0	0	N/A	84.2%	86.3%	87.0%

* This is based on patients treated on this contract for their most recent course of treatment. Figures in italics indicate the base number of FP17s or Patient Questionnaire responses are less than 100. N/A is shown where the base number of responses is less than 10 during the period. % is calculated as Quantity/Base number*100

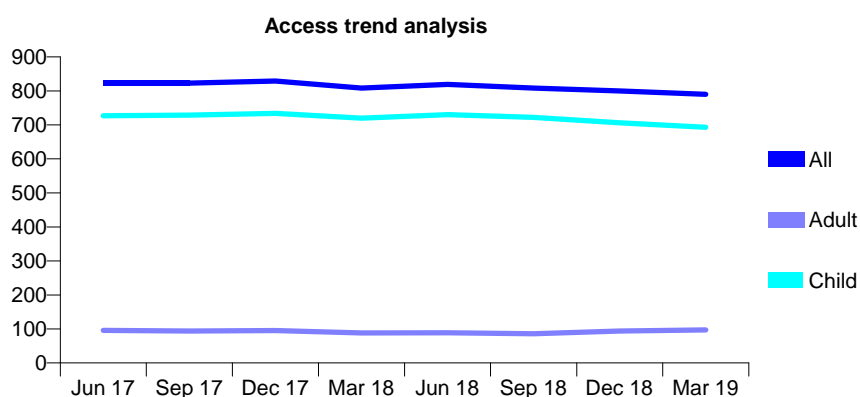
Q69 - Vital Signs At a Glance Contract Report for 253731/0001 - Year end March 2019

Name or company name	MR V KUMAR
Contract type name	GDS Contract
Purpose of contract	General
Contract start date	01/04/2006
Contract end date	

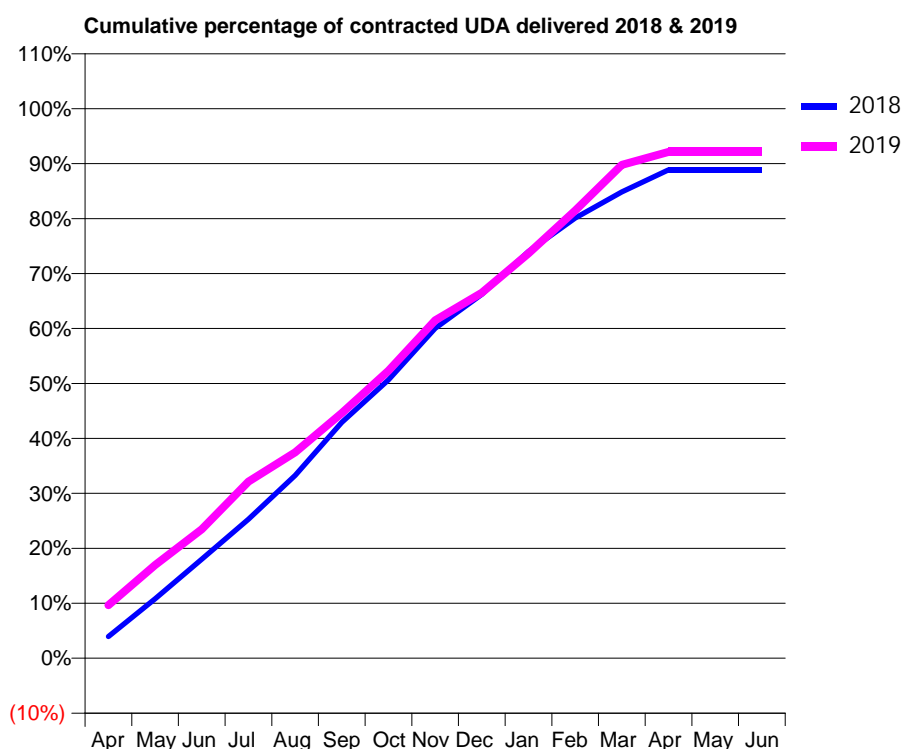
18/19 Contracted general activity (UDA)	1,570
Carry forward general activity (UDA)	0
18/19 Contracted orthodontic activity (UOA)	0
Carry forward orthodontic activity (UOA)	0
Baseline contract value	£41,662.68

ACCESS*

Patients seen in 24 months	Total	Change since previous quarter
Quarter ending March 2018	808	
Quarter ending June 2018	819	→
Quarter ending September 2018	808	↓
Quarter ending December 2018	800	→
Quarter ending March 2019	790	↓
Variance since March 2018	(2.2%)	↓



ACTIVITY



Month	2018	2019
April	62	152
May	170	267
June	283	368
July	397	505
August	522	589
September	674	700
October	795	822
November	942	966
December	1,040	1,044
January	1,162	1,157
February	1,258	1,279
March	1,332	1,410
April	1,395	1,447
May	1,395	1,447
June	1,395	1,447

QUALITY

	Quantity	Base Number	Contract	AT	Region	England
% of FP17s for the same patient ID Re-attending within 3 months - Children	55	1,230	4.5%	11.4%	11.3%	11.8%
% of FP17s for the same patient ID Re-attending within 3 months - Adults	1	44	2.3%	14.9%	15.4%	15.7%
% of FP17s for the same patient ID Re-attending between 3 & 9 months - Children	897	1,230	72.9%	58.4%	61.3%	58.9%
% of FP17s for the same patient ID Re-attending between 3 & 9 months - Adults	32	44	72.7%	49.0%	52.1%	50.8%
% of FP17s for Band 1 Urgent Courses	26	1,246	2.1%	9.7%	9.5%	9.1%
% of FP17s Relating to Free Repair or Replacements	0	1,246	0.0%	0.7%	0.6%	0.8%
% of FP17s Relating to Continuations	6	1,246	0.5%	0.6%	0.8%	0.9%
% of Patients satisfied with the dentistry they have received	0	0	N/A	92.3%	92.4%	92.5%
% of Patients satisfied with the time they had to wait for an appointment	0	0	N/A	84.2%	86.3%	87.0%

* This is based on patients treated on this contract for their most recent course of treatment.

Figures in italics indicate the base number of FP17s or Patient Questionnaire responses are less than 100. N/A is shown where the base number of responses is less than 10 during the period. % is calculated as Quantity/Base number*100

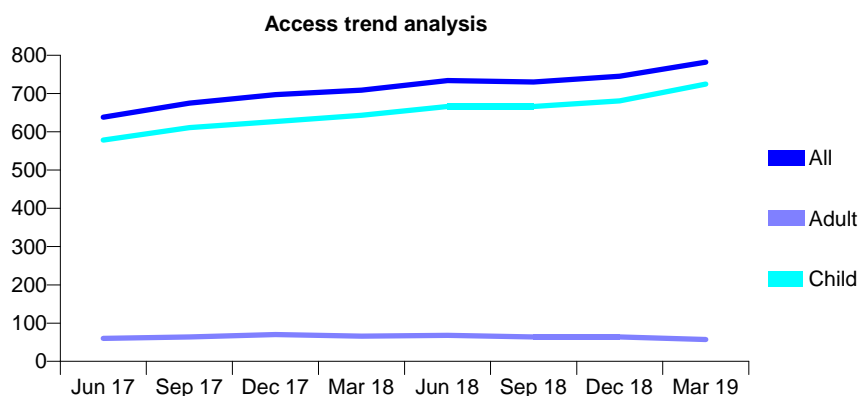
Q69 - Vital Signs At a Glance Contract Report for 257273/0001 - Year end March 2019

Name or company name	MR NP ARNOLD
Contract type name	GDS Contract
Purpose of contract	General
Contract start date	01/04/2006
Contract end date	

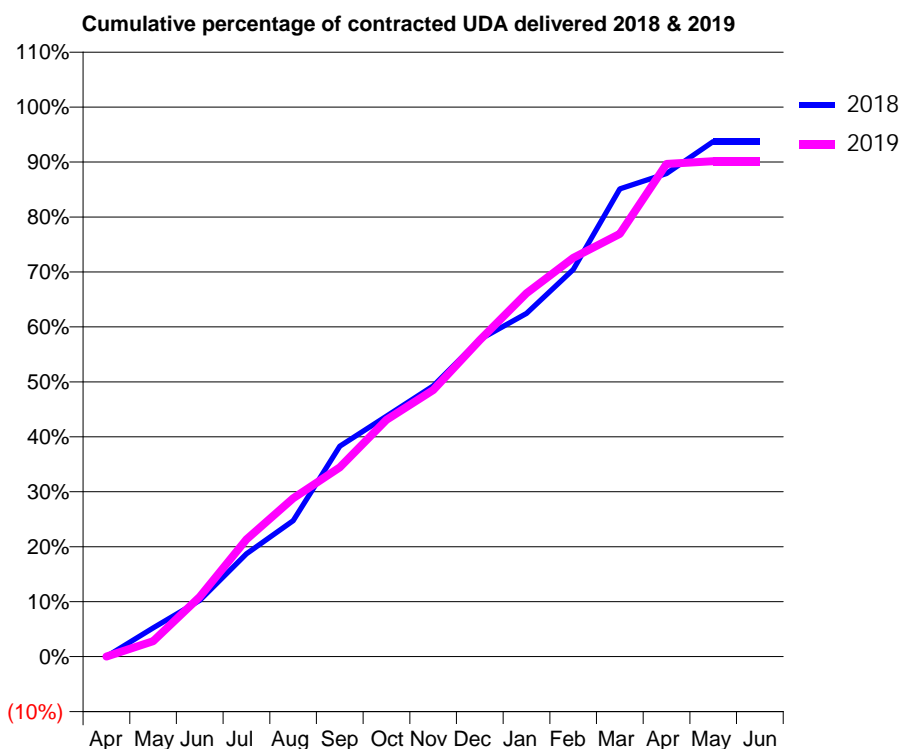
18/19 Contracted general activity (UDA)	1,246
Carry forward general activity (UDA)	0
18/19 Contracted orthodontic activity (UOA)	0
Carry forward orthodontic activity (UOA)	0
Baseline contract value	£24,693.14

ACCESS*

Patients seen in 24 months	Total	Change since previous quarter
Quarter ending March 2018	709	
Quarter ending June 2018	734	↑
Quarter ending September 2018	730	→
Quarter ending December 2018	745	↑
Quarter ending March 2019	782	↑
Variance since March 2018	10.3%	↑



ACTIVITY



Month	Adjusted Scheduled Activity (UDA)	
	2018	2019
April	0	0
May	65	35
June	127	136
July	233	266
August	308	359
September	477	429
October	545	537
November	614	604
December	719	718
January	778	824
February	878	904
March	1,060	958
April	1,095	1,117
May	1,168	1,123
June	1,168	1,123

QUALITY

	Quantity	Base Number	Contract	AT	Region	England
% of FP17s for the same patient ID Re-attending within 3 months - Children	38	929	4.1%	11.4%	11.3%	11.8%
% of FP17s for the same patient ID Re-attending within 3 months - Adults	0	1	0.0%	14.9%	15.4%	15.7%
% of FP17s for the same patient ID Re-attending between 3 & 9 months - Children	562	929	60.5%	58.4%	61.3%	58.9%
% of FP17s for the same patient ID Re-attending between 3 & 9 months - Adults	0	1	0.0%	49.0%	52.1%	50.8%
% of FP17s for Band 1 Urgent Courses	27	983	2.7%	9.7%	9.5%	9.1%
% of FP17s Relating to Free Repair or Replacements	0	983	0.0%	0.7%	0.6%	0.8%
% of FP17s Relating to Continuations	0	983	0.0%	0.6%	0.8%	0.9%
% of Patients satisfied with the dentistry they have received	0	0	N/A	92.3%	92.4%	92.5%
% of Patients satisfied with the time they had to wait for an appointment	0	0	N/A	84.2%	86.3%	87.0%

* This is based on patients treated on this contract for their most recent course of treatment. Figures in italics indicate the base number of FP17s or Patient Questionnaire responses are less than 100. N/A is shown where the base number of responses is less than 10 during the period. % is calculated as Quantity/Base number*100

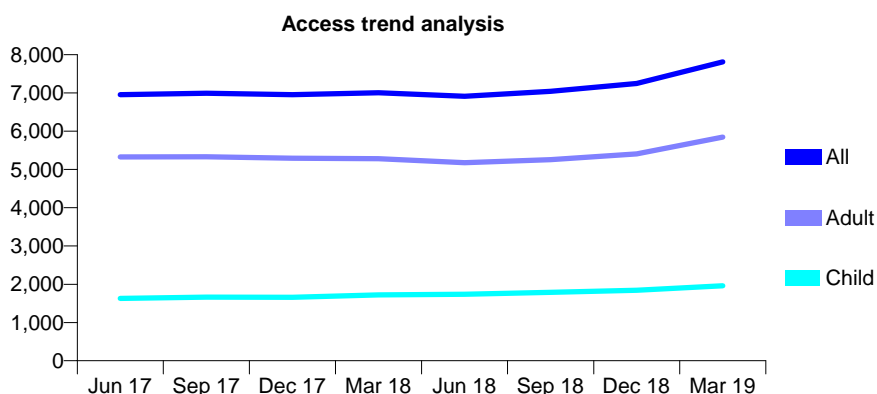
Q69 - Vital Signs At a Glance Contract Report for 258989/0001 - Year end March 2019

Name or company name	Inspire Dental Karishaan Ltd
Contract type name	GDS Contract
Purpose of contract	General
Contract start date	01/04/2006
Contract end date	

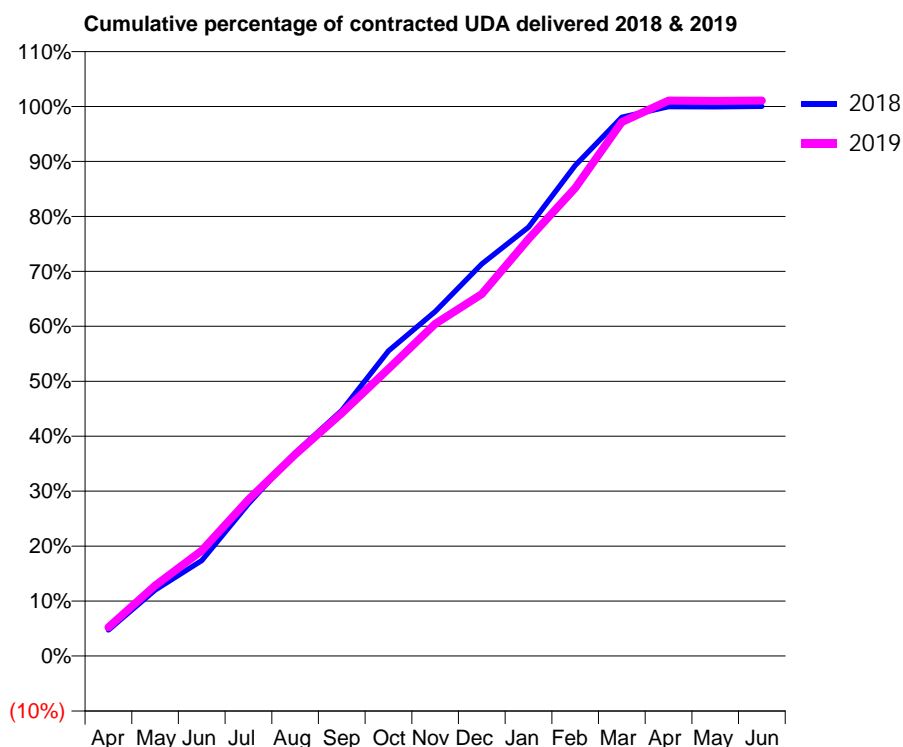
18/19 Contracted general activity (UDA)	21,450
Carry forward general activity (UDA)	-61
18/19 Contracted orthodontic activity (UOA)	0
Carry forward orthodontic activity (UOA)	0
Baseline contract value	£686,713.76

ACCESS*

Patients seen in 24 months	Total	Change since previous quarter
Quarter ending March 2018	7,005	
Quarter ending June 2018	6,912	↓
Quarter ending September 2018	7,043	→
Quarter ending December 2018	7,249	↑
Quarter ending March 2019	7,809	↑
Variance since March 2018	11.5%	↑



ACTIVITY



Month	Adjusted Scheduled Activity (UDA)	
	2018	2019
April	923	1,124
May	2,343	2,749
June	3,389	4,117
July	5,400	6,106
August	7,210	7,869
September	8,712	9,482
October	10,825	11,207
November	12,227	12,965
December	13,909	14,131
January	15,216	16,273
February	17,408	18,267
March	19,114	20,845
April	19,495	21,677
May	19,485	21,665
June	19,504	21,675

QUALITY

	Quantity	Base Number	Contract	AT	Region	England
% of FP17s for the same patient ID Re-attending within 3 months - Children	130	2,660	4.9%	11.4%	11.3%	11.8%
% of FP17s for the same patient ID Re-attending within 3 months - Adults	904	7,617	11.9%	14.9%	15.4%	15.7%
% of FP17s for the same patient ID Re-attending between 3 & 9 months - Children	1,289	2,660	48.5%	58.4%	61.3%	58.9%
% of FP17s for the same patient ID Re-attending between 3 & 9 months - Adults	3,533	7,617	46.4%	49.0%	52.1%	50.8%
% of FP17s for Band 1 Urgent Courses	558	10,412	5.4%	9.7%	9.5%	9.1%
% of FP17s Relating to Free Repair or Replacements	34	10,412	0.3%	0.7%	0.6%	0.8%
% of FP17s Relating to Continuations	37	10,412	0.4%	0.6%	0.8%	0.9%
% of Patients satisfied with the dentistry they have received	2	2	N/A	92.3%	92.4%	92.5%
% of Patients satisfied with the time they had to wait for an appointment	1	2	N/A	84.2%	86.3%	87.0%

* This is based on patients treated on this contract for their most recent course of treatment.

Figures in italics indicate the base number of FP17s or Patient Questionnaire responses are less than 100. N/A is shown where the base number of responses is less than 10 during the period. % is calculated as Quantity/Base number*100

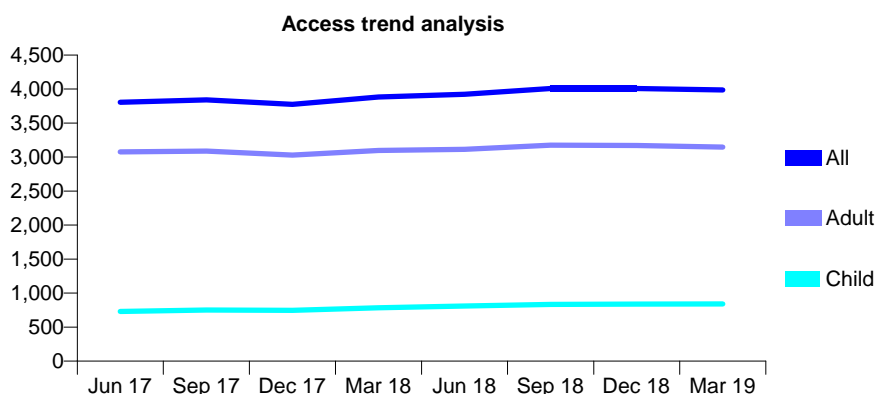
Q69 - Vital Signs At a Glance Contract Report for 263400/0001 - Year end March 2019

Name or company name	MR TP WINDSOR
Contract type name	GDS Contract
Purpose of contract	General
Contract start date	01/04/2006
Contract end date	

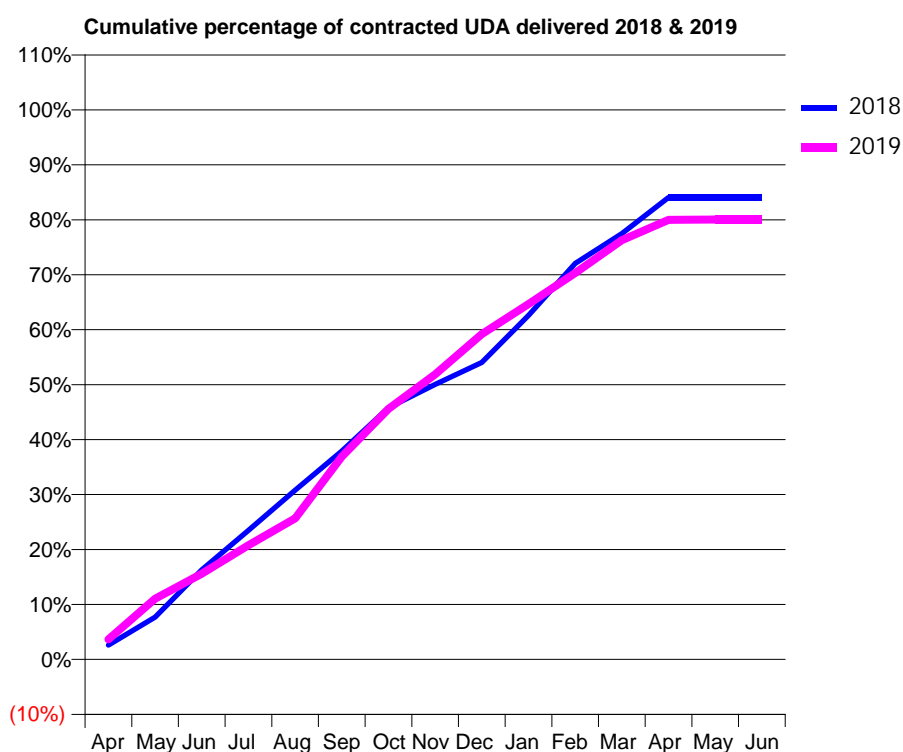
18/19 Contracted general activity (UDA)	12,294
Carry forward general activity (UDA)	0
18/19 Contracted orthodontic activity (UOA)	0
Carry forward orthodontic activity (UOA)	0
Baseline contract value	£298,309.98

ACCESS*

Patients seen in 24 months	Total	Change since previous quarter
Quarter ending March 2018	3,883	
Quarter ending June 2018	3,925	→
Quarter ending September 2018	4,009	↑
Quarter ending December 2018	4,008	→
Quarter ending March 2019	3,987	→
Variance since March 2018	2.7%	↑



ACTIVITY



Month	Adjusted Scheduled Activity (UDA)	
	2018	2019
April	322	449
May	946	1,359
June	2,004	1,917
July	2,889	2,556
August	3,786	3,156
September	4,659	4,532
October	5,631	5,604
November	6,153	6,380
December	6,644	7,278
January	7,696	7,949
February	8,860	8,645
March	9,525	9,377
April	10,333	9,835
May	10,335	9,841
June	10,336	9,841

QUALITY

	Quantity	Base Number	Contract	AT	Region	England
% of FP17s for the same patient ID Re-attending within 3 months - Children	57	1,187	4.8%	11.4%	11.3%	11.8%
% of FP17s for the same patient ID Re-attending within 3 months - Adults	495	4,234	11.7%	14.9%	15.4%	15.7%
% of FP17s for the same patient ID Re-attending between 3 & 9 months - Children	732	1,187	61.7%	58.4%	61.3%	58.9%
% of FP17s for the same patient ID Re-attending between 3 & 9 months - Adults	2,536	4,234	59.9%	49.0%	52.1%	50.8%
% of FP17s for Band 1 Urgent Courses	496	5,419	9.2%	9.7%	9.5%	9.1%
% of FP17s Relating to Free Repair or Replacements	28	5,419	0.5%	0.7%	0.6%	0.8%
% of FP17s Relating to Continuations	11	5,419	0.2%	0.6%	0.8%	0.9%
% of Patients satisfied with the dentistry they have received	1	1	N/A	92.3%	92.4%	92.5%
% of Patients satisfied with the time they had to wait for an appointment	1	1	N/A	84.2%	86.3%	87.0%

* This is based on patients treated on this contract for their most recent course of treatment. Figures in italics indicate the base number of FP17s or Patient Questionnaire responses are less than 100. N/A is shown where the base number of responses is less than 10 during the period. % is calculated as Quantity/Base number*100

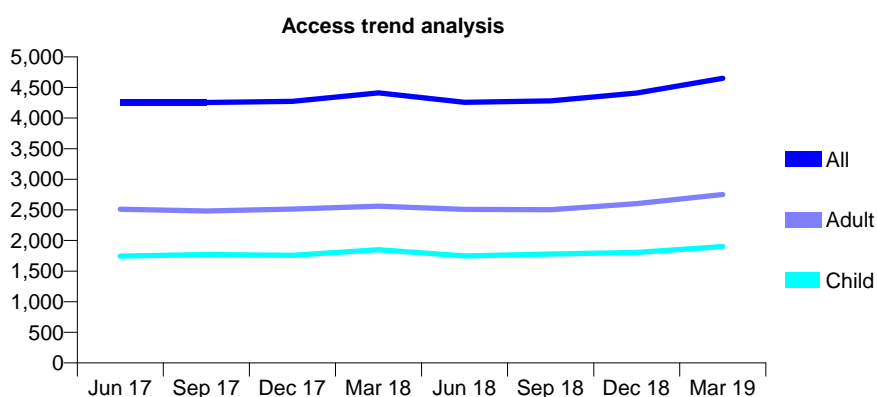
Q69 - Vital Signs At a Glance Contract Report for 269913/0002 - Year end March 2019

Name or company name	MISS NZ ALI
Contract type name	GDS Contract
Purpose of contract	General
Contract start date	01/06/2006
Contract end date	

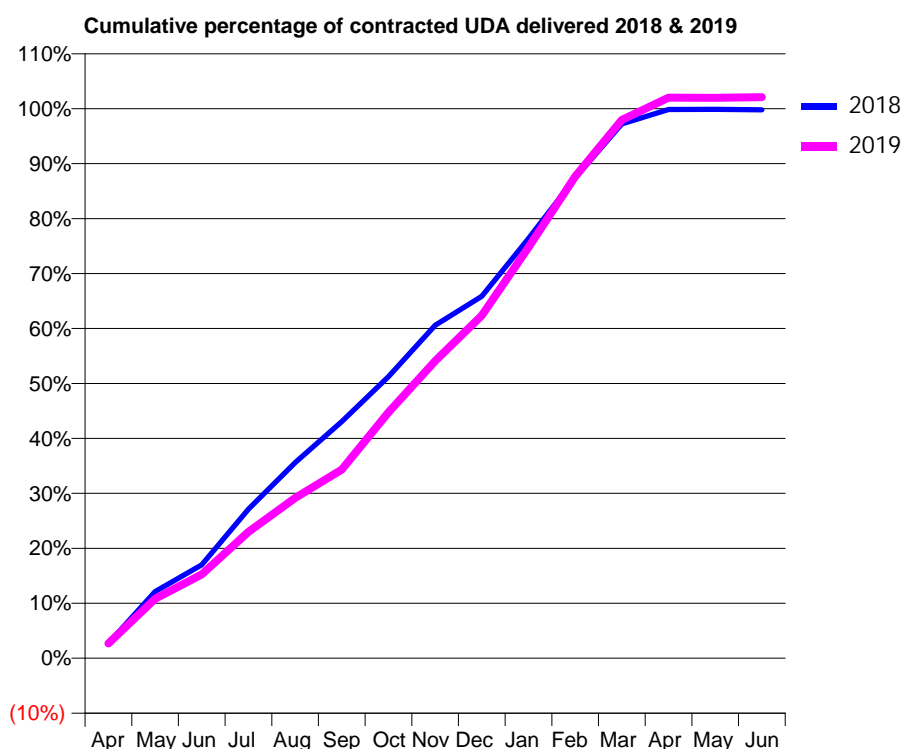
18/19 Contracted general activity (UDA)	14,008
Carry forward general activity (UDA)	27
18/19 Contracted orthodontic activity (UOA)	0
Carry forward orthodontic activity (UOA)	0
Baseline contract value	£431,617.69

ACCESS*

Patients seen in 24 months	Total	Change since previous quarter
Quarter ending March 2018	4,413	
Quarter ending June 2018	4,258	↓
Quarter ending September 2018	4,283	→
Quarter ending December 2018	4,408	↑
Quarter ending March 2019	4,651	↑
Variance since March 2018	5.4%	↑



ACTIVITY



Month	Adjusted Scheduled Activity (UDA)	
	2018	2019
April	366	379
May	1,624	1,514
June	2,271	2,136
July	3,628	3,219
August	4,760	4,083
September	5,756	4,809
October	6,847	6,268
November	8,096	7,579
December	8,800	8,737
January	10,207	10,476
February	11,685	12,281
March	12,994	13,722
April	13,346	14,287
May	13,349	14,286
June	13,338	14,298

QUALITY

	Quantity	Base Number	Contract	AT	Region	England
% of FP17s for the same patient ID Re-attending within 3 months - Children	177	2,042	8.7%	11.4%	11.3%	11.8%
% of FP17s for the same patient ID Re-attending within 3 months - Adults	489	2,817	17.4%	14.9%	15.4%	15.7%
% of FP17s for the same patient ID Re-attending between 3 & 9 months - Children	635	2,042	31.1%	58.4%	61.3%	58.9%
% of FP17s for the same patient ID Re-attending between 3 & 9 months - Adults	701	2,817	24.9%	49.0%	52.1%	50.8%
% of FP17s for Band 1 Urgent Courses	771	4,941	15.6%	9.7%	9.5%	9.1%
% of FP17s Relating to Free Repair or Replacements	8	4,941	0.2%	0.7%	0.6%	0.8%
% of FP17s Relating to Continuations	0	4,941	0.0%	0.6%	0.8%	0.9%
% of Patients satisfied with the dentistry they have received	4	5	N/A	92.3%	92.4%	92.5%
% of Patients satisfied with the time they had to wait for an appointment	4	5	N/A	84.2%	86.3%	87.0%

* This is based on patients treated on this contract for their most recent course of treatment.

Figures in italics indicate the base number of FP17s or Patient Questionnaire responses are less than 100. N/A is shown where the base number of responses is less than 10 during the period. % is calculated as Quantity/Base number*100

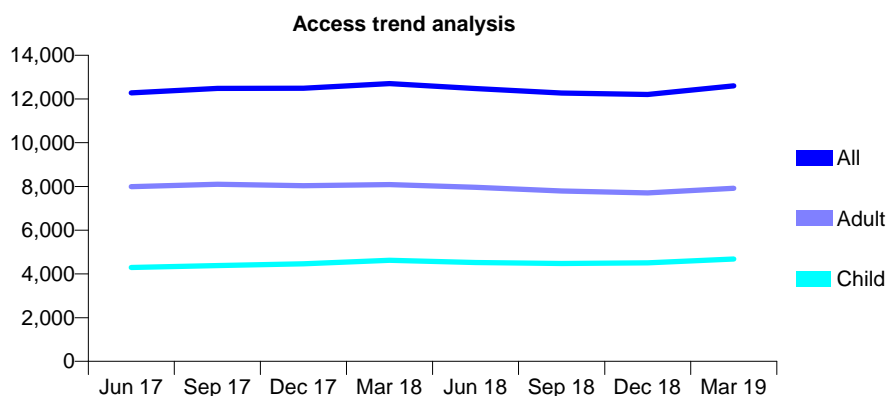
Q69 - Vital Signs At a Glance Contract Report for 270563/0001 - Year end March 2019

Name or company name	MR RS DHARWAR
Contract type name	GDS Contract
Purpose of contract	General
Contract start date	01/04/2006
Contract end date	

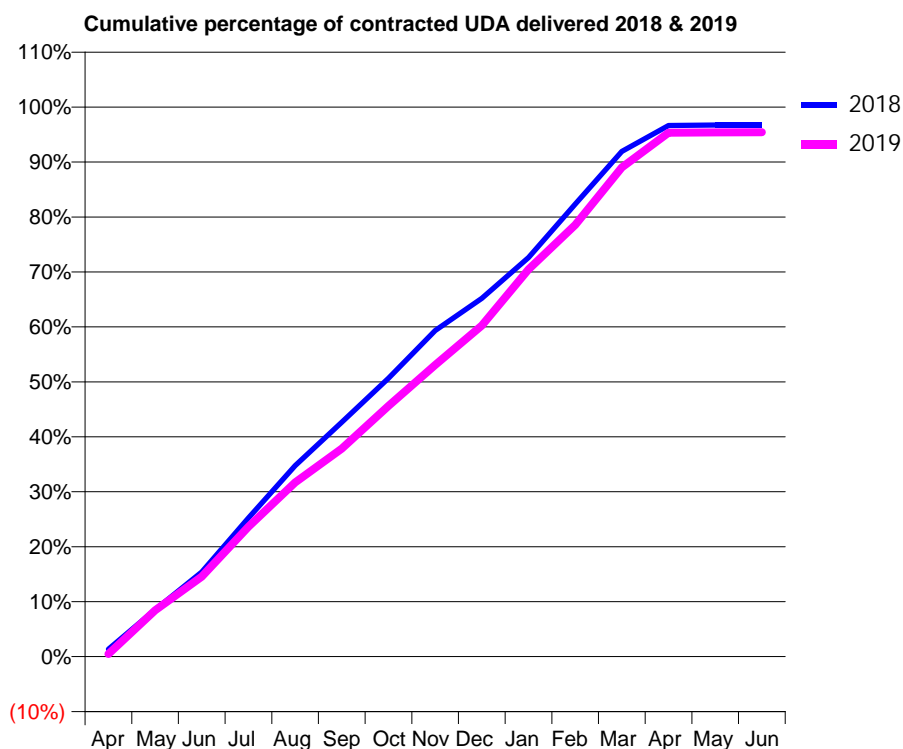
18/19 Contracted general activity (UDA)	31,189
Carry forward general activity (UDA)	1,129
18/19 Contracted orthodontic activity (UOA)	0
Carry forward orthodontic activity (UOA)	0
Baseline contract value	£812,177.87

ACCESS*

Patients seen in 24 months	Total	Change since previous quarter
Quarter ending March 2018	12,706	
Quarter ending June 2018	12,478	↓
Quarter ending September 2018	12,270	↓
Quarter ending December 2018	12,204	→
Quarter ending March 2019	12,599	↑
Variance since March 2018	(0.8%)	→



ACTIVITY



Month	Adjusted Scheduled Activity (UDA)	
	2018	2019
April	470	153
May	2,934	2,631
June	5,283	4,534
July	8,665	7,366
August	11,928	9,889
September	14,631	11,803
October	17,382	14,226
November	20,361	16,556
December	22,368	18,786
January	24,919	21,979
February	28,251	24,506
March	31,541	27,756
April	33,158	29,731
May	33,181	29,748
June	33,179	29,762

QUALITY

	Quantity	Base Number	Contract	AT	Region	England
% of FP17s for the same patient ID Re-attending within 3 months - Children	400	6,327	6.3%	11.4%	11.3%	11.8%
% of FP17s for the same patient ID Re-attending within 3 months - Adults	1,333	9,619	13.9%	14.9%	15.4%	15.7%
% of FP17s for the same patient ID Re-attending between 3 & 9 months - Children	3,804	6,327	60.1%	58.4%	61.3%	58.9%
% of FP17s for the same patient ID Re-attending between 3 & 9 months - Adults	4,631	9,619	48.1%	49.0%	52.1%	50.8%
% of FP17s for Band 1 Urgent Courses	1,434	15,600	9.2%	9.7%	9.5%	9.1%
% of FP17s Relating to Free Repair or Replacements	103	15,600	0.7%	0.7%	0.6%	0.8%
% of FP17s Relating to Continuations	45	15,600	0.3%	0.6%	0.8%	0.9%
% of Patients satisfied with the dentistry they have received	5	5	N/A	92.3%	92.4%	92.5%
% of Patients satisfied with the time they had to wait for an appointment	3	5	N/A	84.2%	86.3%	87.0%

* This is based on patients treated on this contract for their most recent course of treatment. Figures in italics indicate the base number of FP17s or Patient Questionnaire responses are less than 100. N/A is shown where the base number of responses is less than 10 during the period. % is calculated as Quantity/Base number*100

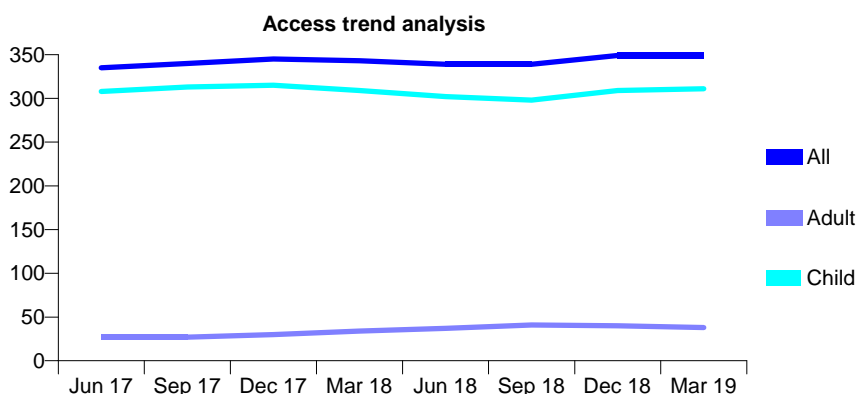
Q69 - Vital Signs At a Glance Contract Report for 272558/0001 - Year end March 2019

Name or company name	MRS OF QADEER
Contract type name	GDS Contract
Purpose of contract	General
Contract start date	04/09/2012
Contract end date	

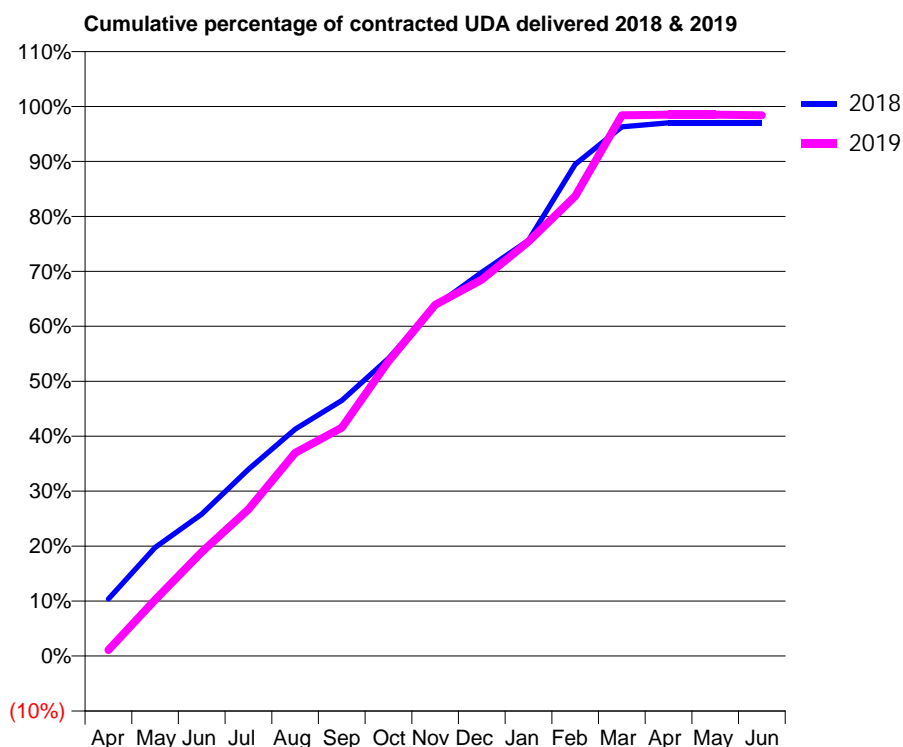
18/19 Contracted general activity (UDA)	809
Carry forward general activity (UDA)	24
18/19 Contracted orthodontic activity (UOA)	0
Carry forward orthodontic activity (UOA)	0
Baseline contract value	£23,672.55

ACCESS*

Patients seen in 24 months	Total	Change since previous quarter
Quarter ending March 2018	343	
Quarter ending June 2018	339	↓
Quarter ending September 2018	339	→
Quarter ending December 2018	349	↑
Quarter ending March 2019	349	→
Variance since March 2018	1.7%	→



ACTIVITY



Month	Adjusted Scheduled Activity (UDA)	
	2018	2019
April	84	9
May	160	83
June	209	153
July	275	216
August	334	299
September	376	336
October	438	434
November	515	517
December	565	554
January	612	610
February	724	677
March	779	796
April	785	797
May	785	797
June	785	796

QUALITY

	Quantity	Base Number	Contract	AT	Region	England
% of FP17s for the same patient ID Re-attending within 3 months - Children	27	629	4.3%	11.4%	11.3%	11.8%
% of FP17s for the same patient ID Re-attending within 3 months - Adults	1	13	7.7%	14.9%	15.4%	15.7%
% of FP17s for the same patient ID Re-attending between 3 & 9 months - Children	444	629	70.6%	58.4%	61.3%	58.9%
% of FP17s for the same patient ID Re-attending between 3 & 9 months - Adults	9	13	69.2%	49.0%	52.1%	50.8%
% of FP17s for Band 1 Urgent Courses	0	640	0.0%	9.7%	9.5%	9.1%
% of FP17s Relating to Free Repair or Replacements	0	640	0.0%	0.7%	0.6%	0.8%
% of FP17s Relating to Continuations	14	640	2.2%	0.6%	0.8%	0.9%
% of Patients satisfied with the dentistry they have received	0	0	N/A	92.3%	92.4%	92.5%
% of Patients satisfied with the time they had to wait for an appointment	0	0	N/A	84.2%	86.3%	87.0%

* This is based on patients treated on this contract for their most recent course of treatment. Figures in italics indicate the base number of FP17s or Patient Questionnaire responses are less than 100. N/A is shown where the base number of responses is less than 10 during the period. % is calculated as Quantity/Base number*100

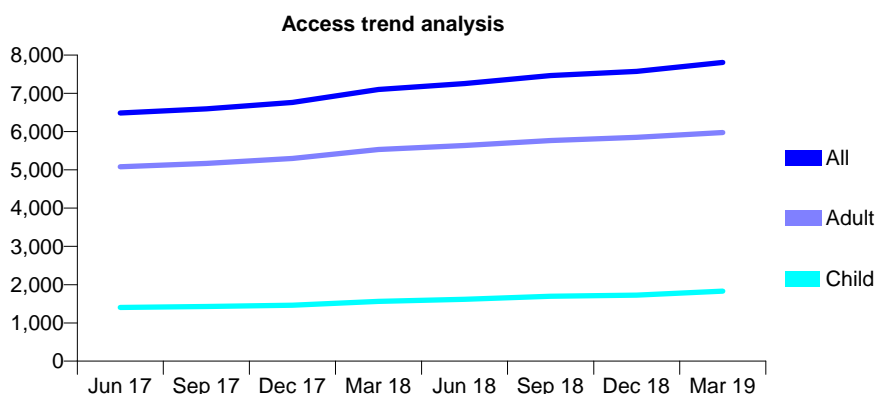
Q69 - Vital Signs At a Glance Contract Report for 272728/0001 - Year end March 2019

Name or company name	MRS RK DHARWAR
Contract type name	GDS Contract
Purpose of contract	General
Contract start date	01/02/2011
Contract end date	

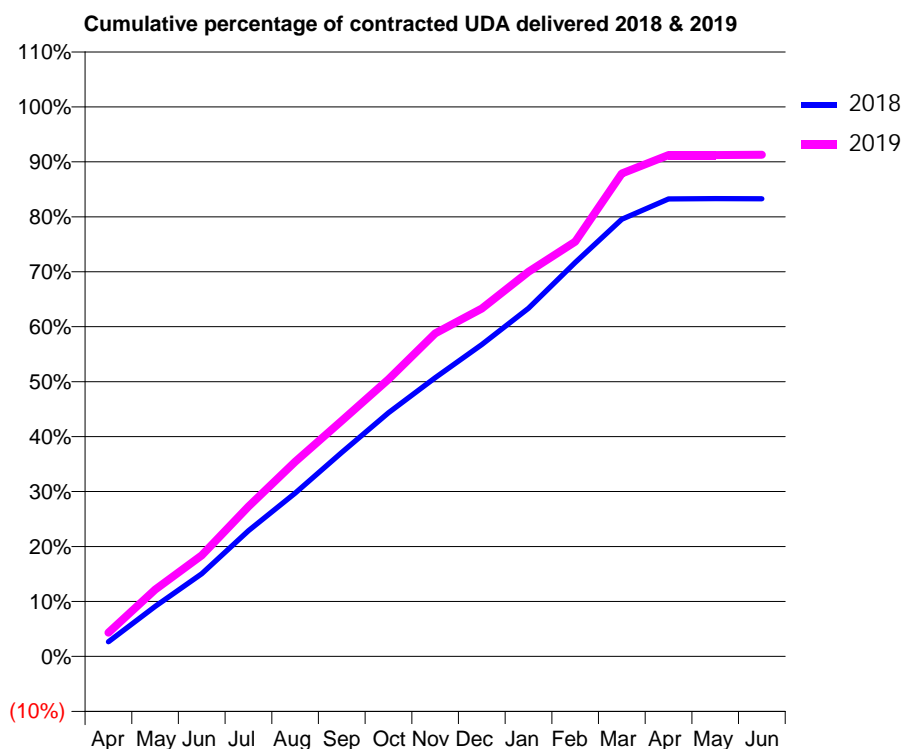
18/19 Contracted general activity (UDA)	22,500
Carry forward general activity (UDA)	0
18/19 Contracted orthodontic activity (UOA)	0
Carry forward orthodontic activity (UOA)	0
Baseline contract value	£575,734.70

ACCESS*

Patients seen in 24 months	Total	Change since previous quarter
Quarter ending March 2018	7,098	
Quarter ending June 2018	7,255	↑
Quarter ending September 2018	7,464	↑
Quarter ending December 2018	7,573	→
Quarter ending March 2019	7,808	↑
Variance since March 2018	10.0%	↑



ACTIVITY



Month	Adjusted Scheduled Activity (UDA)	
	2018	2019
April	604	976
May	2,050	2,737
June	3,383	4,142
July	5,145	6,133
August	6,688	7,977
September	8,353	9,649
October	9,980	11,351
November	11,409	13,225
December	12,770	14,241
January	14,255	15,751
February	16,126	16,985
March	17,894	19,774
April	18,729	20,526
May	18,740	20,529
June	18,738	20,536

QUALITY

	Quantity	Base Number	Contract	AT	Region	England
% of FP17s for the same patient ID Re-attending within 3 months - Children	169	2,883	5.9%	11.4%	11.3%	11.8%
% of FP17s for the same patient ID Re-attending within 3 months - Adults	928	8,653	10.7%	14.9%	15.4%	15.7%
% of FP17s for the same patient ID Re-attending between 3 & 9 months - Children	1,909	2,883	66.2%	58.4%	61.3%	58.9%
% of FP17s for the same patient ID Re-attending between 3 & 9 months - Adults	5,282	8,653	61.0%	49.0%	52.1%	50.8%
% of FP17s for Band 1 Urgent Courses	1,033	11,515	9.0%	9.7%	9.5%	9.1%
% of FP17s Relating to Free Repair or Replacements	57	11,515	0.5%	0.7%	0.6%	0.8%
% of FP17s Relating to Continuations	29	11,515	0.3%	0.6%	0.8%	0.9%
% of Patients satisfied with the dentistry they have received	7	8	N/A	92.3%	92.4%	92.5%
% of Patients satisfied with the time they had to wait for an appointment	7	8	N/A	84.2%	86.3%	87.0%

* This is based on patients treated on this contract for their most recent course of treatment. Figures in italics indicate the base number of FP17s or Patient Questionnaire responses are less than 100. N/A is shown where the base number of responses is less than 10 during the period. % is calculated as Quantity/Base number*100

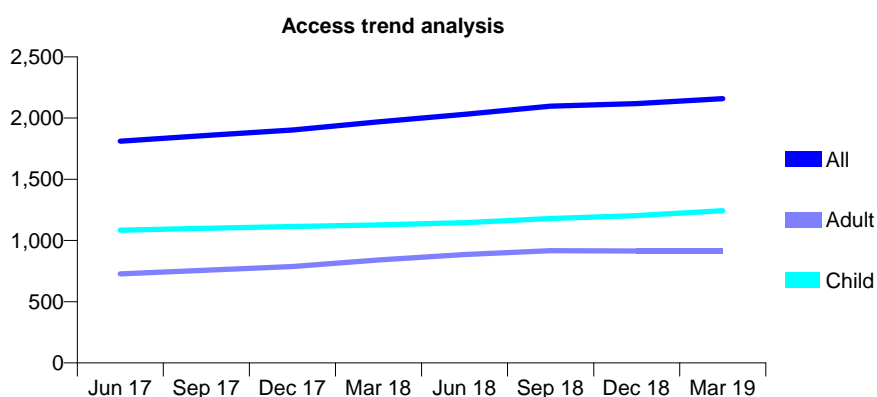
Q69 - Vital Signs At a Glance Contract Report for 278637/0001 - Year end March 2019

Name or company name	Your Dentist Didcot Ltd
Contract type name	GDS Contract
Purpose of contract	General
Contract start date	01/02/2012
Contract end date	

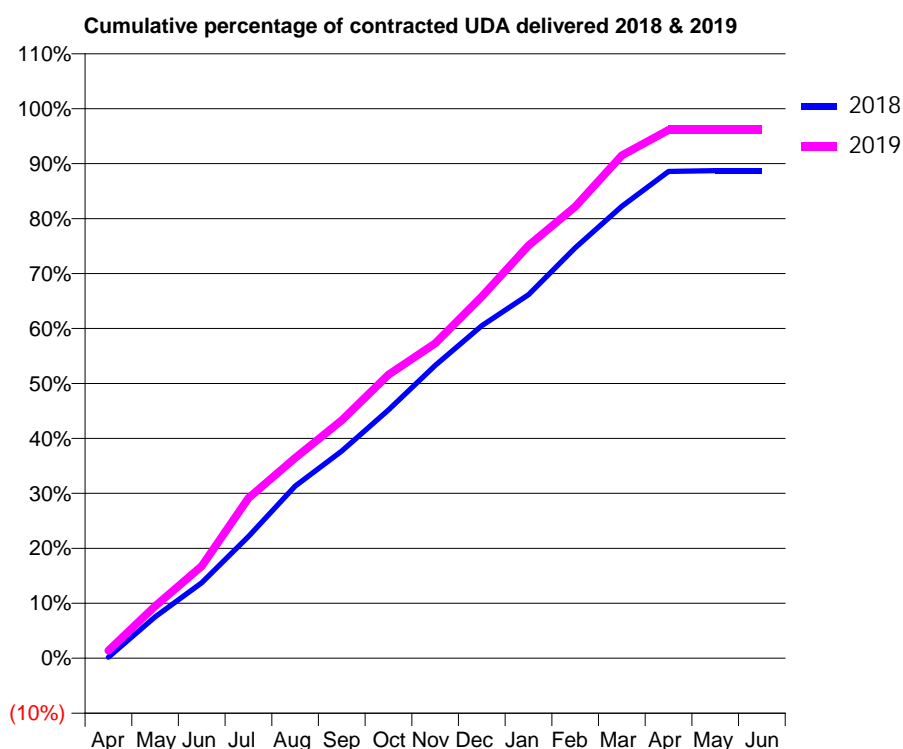
18/19 Contracted general activity (UDA)	5,500
Carry forward general activity (UDA)	0
18/19 Contracted orthodontic activity (UOA)	0
Carry forward orthodontic activity (UOA)	0
Baseline contract value	£135,672.68

ACCESS*

Patients seen in 24 months	Total	Change since previous quarter
Quarter ending March 2018	1,969	
Quarter ending June 2018	2,031	↑
Quarter ending September 2018	2,097	↑
Quarter ending December 2018	2,118	→
Quarter ending March 2019	2,158	→
Variance since March 2018	9.6%	↑



ACTIVITY



Adjusted Scheduled Activity (UDA)		
Month	2018	2019
April	11	77
May	414	522
June	756	921
July	1,218	1,602
August	1,723	2,004
September	2,074	2,381
October	2,484	2,838
November	2,930	3,152
December	3,328	3,619
January	3,638	4,130
February	4,107	4,518
March	4,523	5,031
April	4,871	5,286
May	4,880	5,286
June	4,880	5,287

QUALITY

	Quantity	Base Number	Contract	AT	Region	England
% of FP17s for the same patient ID Re-attending within 3 months - Children	106	1,878	5.6%	11.4%	11.3%	11.8%
% of FP17s for the same patient ID Re-attending within 3 months - Adults	178	1,202	14.8%	14.9%	15.4%	15.7%
% of FP17s for the same patient ID Re-attending between 3 & 9 months - Children	1,177	1,878	62.7%	58.4%	61.3%	58.9%
% of FP17s for the same patient ID Re-attending between 3 & 9 months - Adults	619	1,202	51.5%	49.0%	52.1%	50.8%
% of FP17s for Band 1 Urgent Courses	253	3,024	8.4%	9.7%	9.5%	9.1%
% of FP17s Relating to Free Repair or Replacements	4	3,024	0.1%	0.7%	0.6%	0.8%
% of FP17s Relating to Continuations	3	3,024	0.1%	0.6%	0.8%	0.9%
% of Patients satisfied with the dentistry they have received	1	2	N/A	92.3%	92.4%	92.5%
% of Patients satisfied with the time they had to wait for an appointment	1	2	N/A	84.2%	86.3%	87.0%

* This is based on patients treated on this contract for their most recent course of treatment.

Figures in italics indicate the base number of FP17s or Patient Questionnaire responses are less than 100. N/A is shown where the base number of responses is less than 10 during the period. % is calculated as Quantity/Base number*100

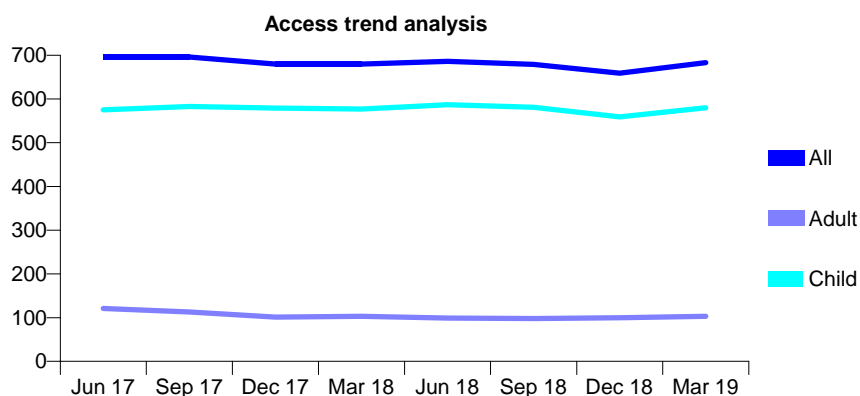
Q69 - Vital Signs At a Glance Contract Report for 279978/0002 - Year end March 2019

Name or company name	MR AG PAUL
Contract type name	GDS Contract
Purpose of contract	General
Contract start date	19/01/2015
Contract end date	

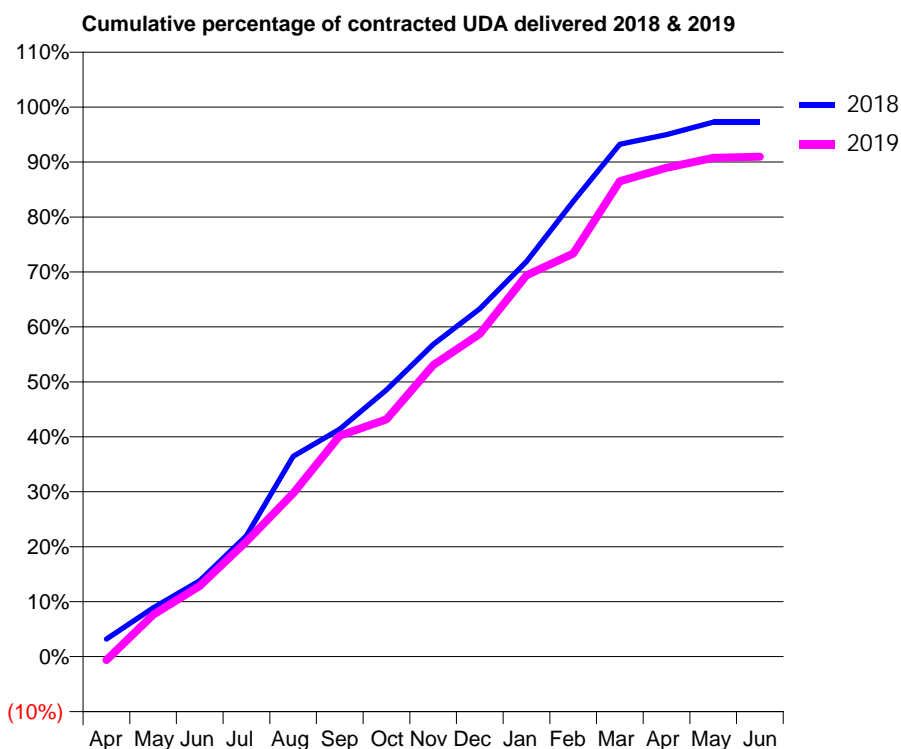
18/19 Contracted general activity (UDA)	2,000
Carry forward general activity (UDA)	55
18/19 Contracted orthodontic activity (UOA)	0
Carry forward orthodontic activity (UOA)	0
Baseline contract value	£53,108.25

ACCESS*

Patients seen in 24 months	Total	Change since previous quarter
Quarter ending March 2018	680	
Quarter ending June 2018	686	→
Quarter ending September 2018	679	↓
Quarter ending December 2018	659	↓
Quarter ending March 2019	683	↑
Variance since March 2018	0.4%	→



ACTIVITY



Month	Adjusted Scheduled Activity (UDA)	
	2018	2019
April	64	-13
May	177	152
June	276	257
July	440	419
August	729	594
September	828	804
October	970	864
November	1,136	1,061
December	1,266	1,175
January	1,438	1,388
February	1,657	1,467
March	1,865	1,730
April	1,900	1,779
May	1,945	1,815
June	1,945	1,819

QUALITY

	Quantity	Base Number	Contract	AT	Region	England
% of FP17s for the same patient ID Re-attending within 3 months - Children	52	949	5.5%	11.4%	11.3%	11.8%
% of FP17s for the same patient ID Re-attending within 3 months - Adults	3	54	5.6%	14.9%	15.4%	15.7%
% of FP17s for the same patient ID Re-attending between 3 & 9 months - Children	595	949	62.7%	58.4%	61.3%	58.9%
% of FP17s for the same patient ID Re-attending between 3 & 9 months - Adults	33	54	61.1%	49.0%	52.1%	50.8%
% of FP17s for Band 1 Urgent Courses	17	1,007	1.7%	9.7%	9.5%	9.1%
% of FP17s Relating to Free Repair or Replacements	0	1,007	0.0%	0.7%	0.6%	0.8%
% of FP17s Relating to Continuations	0	1,007	0.0%	0.6%	0.8%	0.9%
% of Patients satisfied with the dentistry they have received	0	0	N/A	92.3%	92.4%	92.5%
% of Patients satisfied with the time they had to wait for an appointment	0	0	N/A	84.2%	86.3%	87.0%

* This is based on patients treated on this contract for their most recent course of treatment. Figures in italics indicate the base number of FP17s or Patient Questionnaire responses are less than 100. N/A is shown where the base number of responses is less than 10 during the period. % is calculated as Quantity/Base number*100

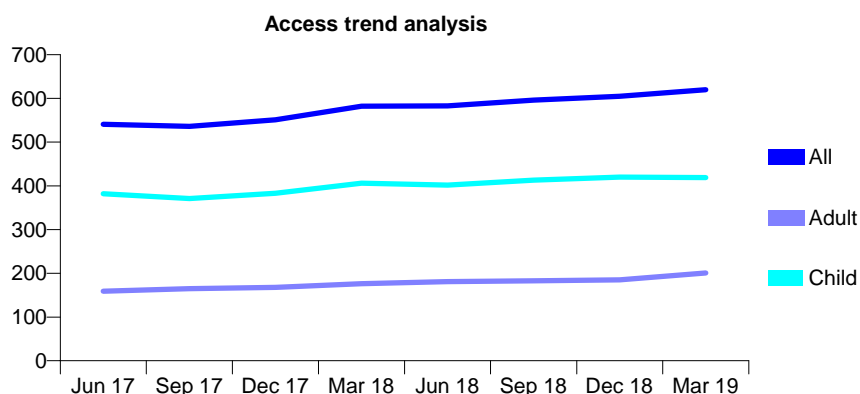
Q69 - Vital Signs At a Glance Contract Report for 289442/0003 - Year end March 2019

Name or company name	Mr Ahmed Alshafi
Contract type name	GDS Contract
Purpose of contract	General
Contract start date	02/04/2013
Contract end date	

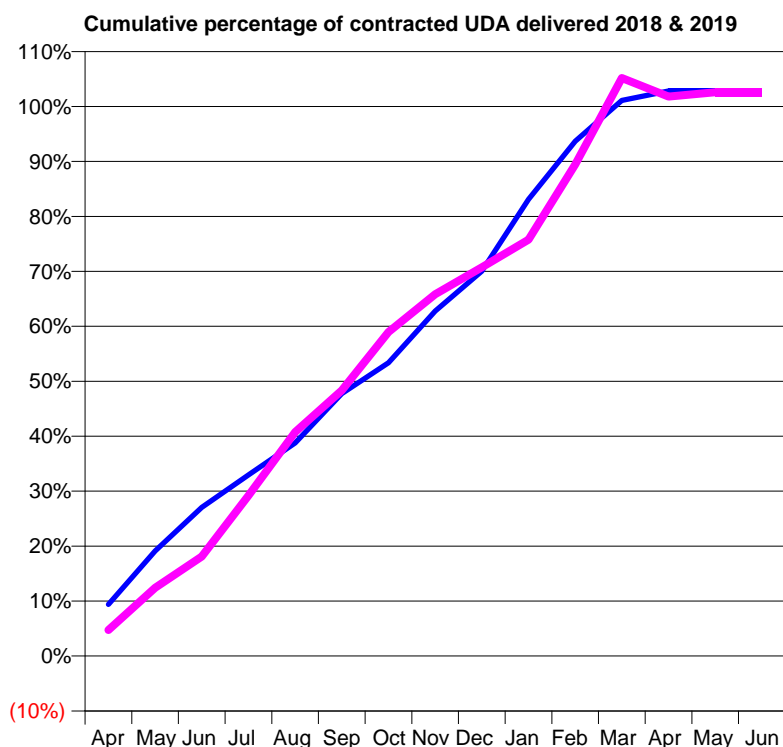
18/19 Contracted general activity (UDA)	1,500
Carry forward general activity (UDA)	-30
18/19 Contracted orthodontic activity (UOA)	0
Carry forward orthodontic activity (UOA)	0
Baseline contract value	£33,683.77

ACCESS*

Patients seen in 24 months	Total	Change since previous quarter
Quarter ending March 2018	582	
Quarter ending June 2018	583	→
Quarter ending September 2018	596	↑
Quarter ending December 2018	605	→
Quarter ending March 2019	620	↑
Variance since March 2018	6.5%	↑



ACTIVITY



Month	Adjusted Scheduled Activity (UDA)	
	2018	2019
April	141	71
May	287	186
June	406	271
July	494	438
August	582	611
September	716	725
October	801	884
November	942	987
December	1,050	1,061
January	1,247	1,137
February	1,405	1,342
March	1,517	1,578
April	1,542	1,527
May	1,542	1,539
June	1,542	1,539

QUALITY

	Quantity	Base Number	Contract	AT	Region	England
% of FP17s for the same patient ID Re-attending within 3 months - Children	42	625	6.7%	11.4%	11.3%	11.8%
% of FP17s for the same patient ID Re-attending within 3 months - Adults	17	154	11.0%	14.9%	15.4%	15.7%
% of FP17s for the same patient ID Re-attending between 3 & 9 months - Children	373	625	59.7%	58.4%	61.3%	58.9%
% of FP17s for the same patient ID Re-attending between 3 & 9 months - Adults	62	154	40.3%	49.0%	52.1%	50.8%
% of FP17s for Band 1 Urgent Courses	29	754	3.8%	9.7%	9.5%	9.1%
% of FP17s Relating to Free Repair or Replacements	0	754	0.0%	0.7%	0.6%	0.8%
% of FP17s Relating to Continuations	1	754	0.1%	0.6%	0.8%	0.9%
% of Patients satisfied with the dentistry they have received	0	0	N/A	92.3%	92.4%	92.5%
% of Patients satisfied with the time they had to wait for an appointment	0	0	N/A	84.2%	86.3%	87.0%

* This is based on patients treated on this contract for their most recent course of treatment. Figures in italics indicate the base number of FP17s or Patient Questionnaire responses are less than 100. N/A is shown where the base number of responses is less than 10 during the period. % is calculated as Quantity/Base number*100

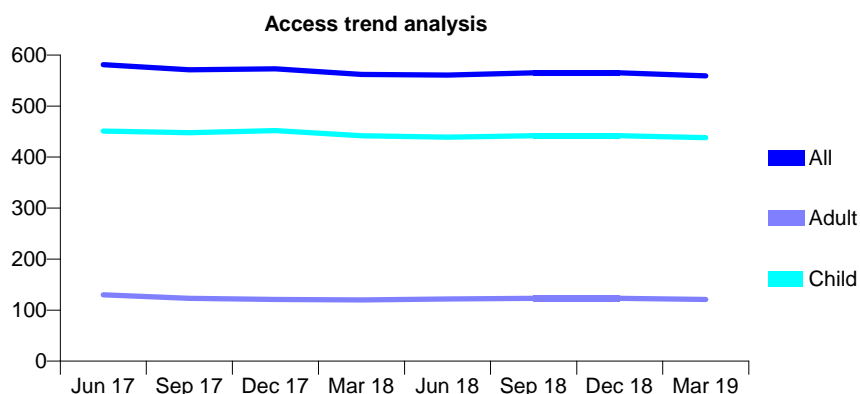
Q69 - Vital Signs At a Glance Contract Report for 302201/0002 - Year end March 2019

Name or company name	MR ND HATTON
Contract type name	GDS Contract
Purpose of contract	General
Contract start date	17/06/2013
Contract end date	

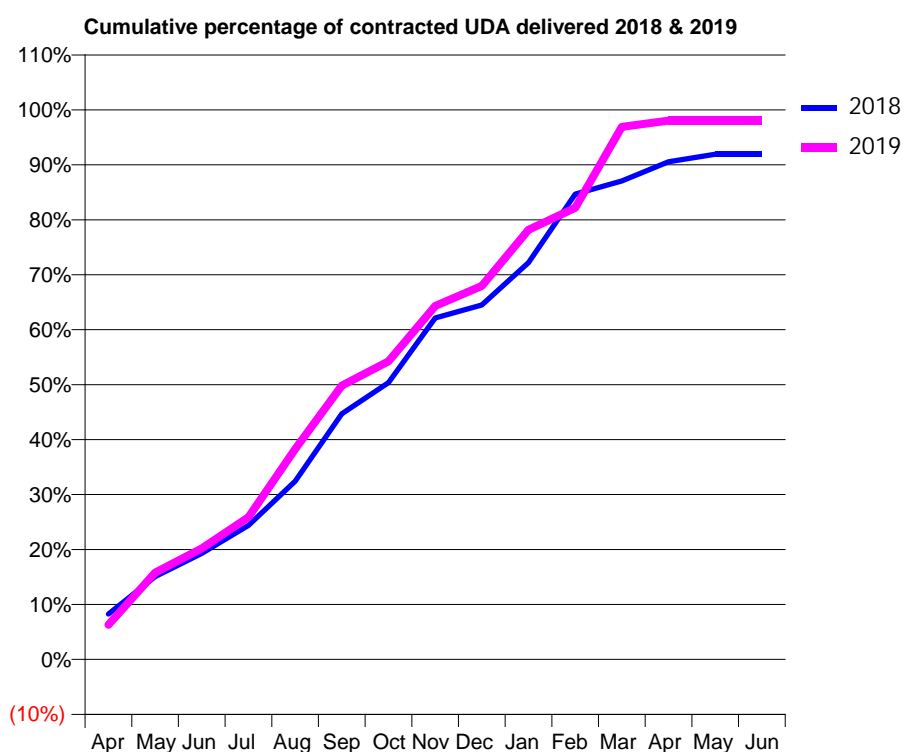
18/19 Contracted general activity (UDA)	1,233
Carry forward general activity (UDA)	0
18/19 Contracted orthodontic activity (UOA)	0
Carry forward orthodontic activity (UOA)	0
Baseline contract value	£28,204.84

ACCESS*

Patients seen in 24 months	Total	Change since previous quarter
Quarter ending March 2018	562	
Quarter ending June 2018	561	→
Quarter ending September 2018	565	→
Quarter ending December 2018	565	→
Quarter ending March 2019	559	↓
Variance since March 2018	(0.5%)	→



ACTIVITY



Month	Adjusted Scheduled Activity (UDA)	
	2018	2019
April	102	78
May	186	195
June	238	249
July	301	319
August	400	472
September	551	614
October	621	669
November	766	793
December	795	838
January	890	964
February	1,044	1,013
March	1,073	1,195
April	1,116	1,209
May	1,133	1,209
June	1,133	1,209

QUALITY

	Quantity	Base Number	Contract	AT	Region	England
% of FP17s for the same patient ID Re-attending within 3 months - Children	52	770	6.8%	11.4%	11.3%	11.8%
% of FP17s for the same patient ID Re-attending within 3 months - Adults	2	40	5.0%	14.9%	15.4%	15.7%
% of FP17s for the same patient ID Re-attending between 3 & 9 months - Children	540	770	70.1%	58.4%	61.3%	58.9%
% of FP17s for the same patient ID Re-attending between 3 & 9 months - Adults	29	40	72.5%	49.0%	52.1%	50.8%
% of FP17s for Band 1 Urgent Courses	0	781	0.0%	9.7%	9.5%	9.1%
% of FP17s Relating to Free Repair or Replacements	0	781	0.0%	0.7%	0.6%	0.8%
% of FP17s Relating to Continuations	1	781	0.1%	0.6%	0.8%	0.9%
% of Patients satisfied with the dentistry they have received	0	0	N/A	92.3%	92.4%	92.5%
% of Patients satisfied with the time they had to wait for an appointment	0	0	N/A	84.2%	86.3%	87.0%

* This is based on patients treated on this contract for their most recent course of treatment. Figures in italics indicate the base number of FP17s or Patient Questionnaire responses are less than 100. N/A is shown where the base number of responses is less than 10 during the period. % is calculated as Quantity/Base number*100

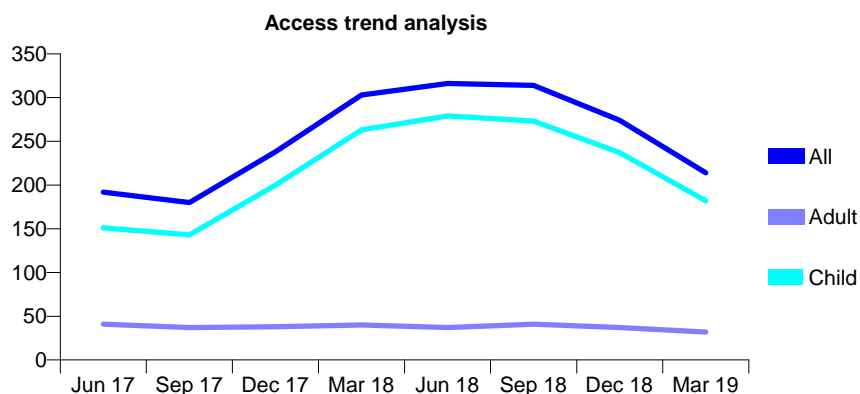
Q69 - Vital Signs At a Glance Contract Report for 308242/0001 - Year end March 2019

Name or company name	Dr Balaji
Contract type name	GDS Contract
Purpose of contract	General
Contract start date	01/04/2006
Contract end date	

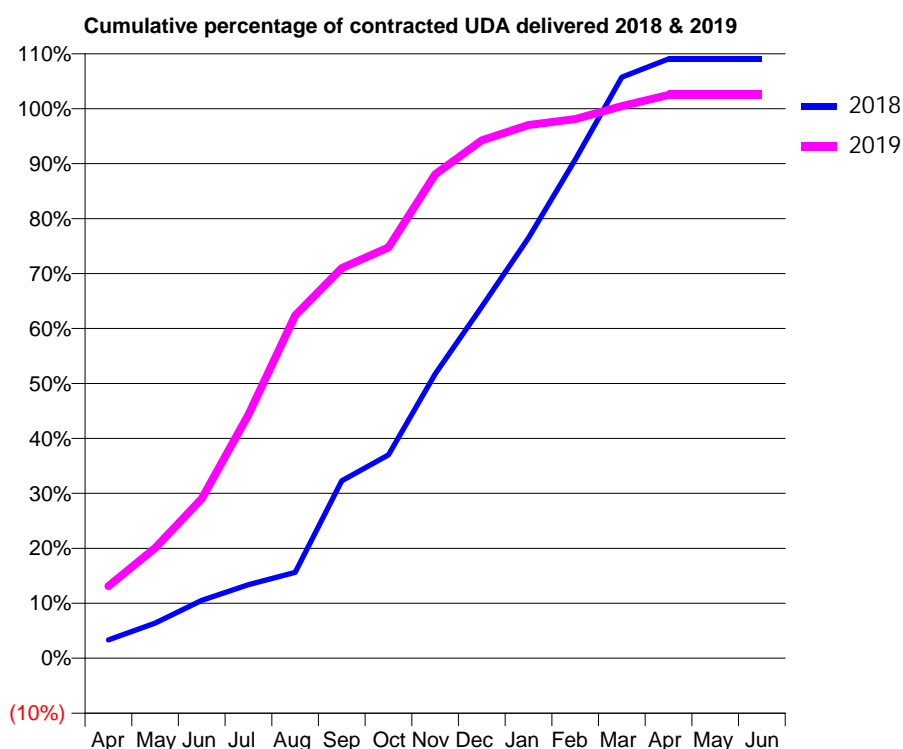
18/19 Contracted general activity (UDA)	360
Carry forward general activity (UDA)	-7
18/19 Contracted orthodontic activity (UOA)	0
Carry forward orthodontic activity (UOA)	0
Baseline contract value	£9,757.70

ACCESS*

Patients seen in 24 months	Total	Change since previous quarter
Quarter ending March 2018	303	
Quarter ending June 2018	316	↑
Quarter ending September 2018	314	→
Quarter ending December 2018	274	↓
Quarter ending March 2019	214	↓
Variance since March 2018	(29.4%)	↓



ACTIVITY



Month	Adjusted Scheduled Activity (UDA)	
	2018	2019
April	12	47
May	23	72
June	38	104
July	48	160
August	56	225
September	116	256
October	133	269
November	186	317
December	230	339
January	275	349
February	327	353
March	381	362
April	393	369
May	393	369
June	393	369

QUALITY

	Quantity	Base Number	Contract	AT	Region	England
% of FP17s for the same patient ID Re-attending within 3 months - Children	13	289	4.5%	11.4%	11.3%	11.8%
% of FP17s for the same patient ID Re-attending within 3 months - Adults	0	9	0.0%	14.9%	15.4%	15.7%
% of FP17s for the same patient ID Re-attending between 3 & 9 months - Children	139	289	48.1%	58.4%	61.3%	58.9%
% of FP17s for the same patient ID Re-attending between 3 & 9 months - Adults	5	9	55.6%	49.0%	52.1%	50.8%
% of FP17s for Band 1 Urgent Courses	11	293	3.8%	9.7%	9.5%	9.1%
% of FP17s Relating to Free Repair or Replacements	0	293	0.0%	0.7%	0.6%	0.8%
% of FP17s Relating to Continuations	0	293	0.0%	0.6%	0.8%	0.9%
% of Patients satisfied with the dentistry they have received	0	0	N/A	92.3%	92.4%	92.5%
% of Patients satisfied with the time they had to wait for an appointment	0	0	N/A	84.2%	86.3%	87.0%

* This is based on patients treated on this contract for their most recent course of treatment.

Figures in italics indicate the base number of FP17s or Patient Questionnaire responses are less than 100. N/A is shown where the base number of responses is less than 10 during the period. % is calculated as Quantity/Base number*100

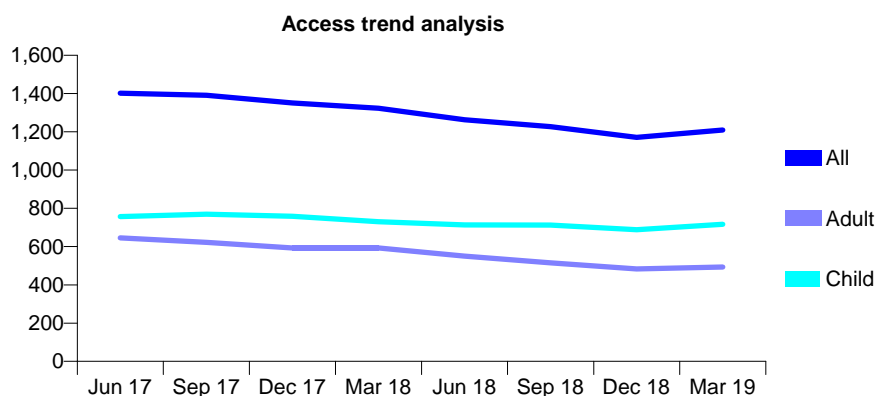
Q69 - Vital Signs At a Glance Contract Report for 318833/0001 - Year end March 2019

Name or company name	JS and NS Roopra
Contract type name	GDS Contract
Purpose of contract	General
Contract start date	01/04/2006
Contract end date	

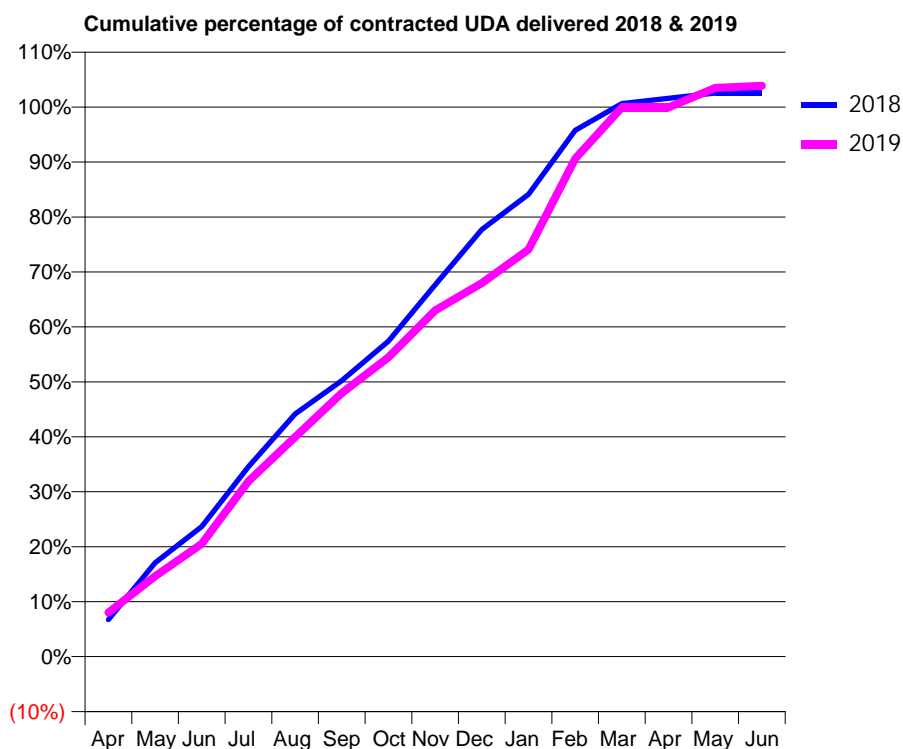
18/19 Contracted general activity (UDA)	3,117
Carry forward general activity (UDA)	-59
18/19 Contracted orthodontic activity (UOA)	0
Carry forward orthodontic activity (UOA)	0
Baseline contract value	£60,720.87

ACCESS*

Patients seen in 24 months	Total	Change since previous quarter
Quarter ending March 2018	1,323	
Quarter ending June 2018	1,263	↓
Quarter ending September 2018	1,227	↓
Quarter ending December 2018	1,171	↓
Quarter ending March 2019	1,209	↑
Variance since March 2018	(8.6%)	↓



ACTIVITY



Month	Adjusted Scheduled Activity (UDA)	
	2018	2019
April	201	250
May	508	456
June	703	639
July	1,026	994
August	1,311	1,246
September	1,491	1,495
October	1,704	1,698
November	2,009	1,964
December	2,308	2,118
January	2,498	2,309
February	2,843	2,824
March	2,987	3,114
April	3,016	3,114
May	3,044	3,226
June	3,045	3,238

QUALITY

	Quantity	Base Number	Contract	AT	Region	England
% of FP17s for the same patient ID Re-attending within 3 months - Children	62	1,010	6.1%	11.4%	11.3%	11.8%
% of FP17s for the same patient ID Re-attending within 3 months - Adults	62	506	12.3%	14.9%	15.4%	15.7%
% of FP17s for the same patient ID Re-attending between 3 & 9 months - Children	561	1,010	55.5%	58.4%	61.3%	58.9%
% of FP17s for the same patient ID Re-attending between 3 & 9 months - Adults	261	506	51.6%	49.0%	52.1%	50.8%
% of FP17s for Band 1 Urgent Courses	95	1,523	6.2%	9.7%	9.5%	9.1%
% of FP17s Relating to Free Repair or Replacements	4	1,523	0.3%	0.7%	0.6%	0.8%
% of FP17s Relating to Continuations	18	1,523	1.2%	0.6%	0.8%	0.9%
% of Patients satisfied with the dentistry they have received	1	2	N/A	92.3%	92.4%	92.5%
% of Patients satisfied with the time they had to wait for an appointment	1	2	N/A	84.2%	86.3%	87.0%

* This is based on patients treated on this contract for their most recent course of treatment. Figures in italics indicate the base number of FP17s or Patient Questionnaire responses are less than 100. N/A is shown where the base number of responses is less than 10 during the period. % is calculated as Quantity/Base number*100

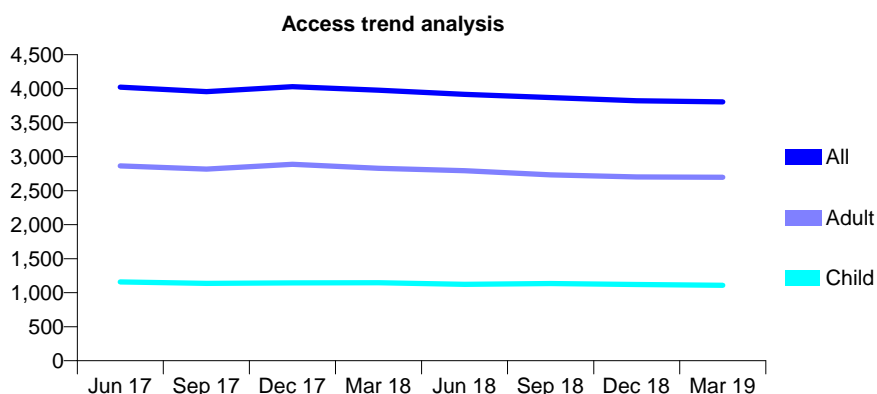
Q69 - Vital Signs At a Glance Contract Report for 318922/0001 - Year end March 2019

Name or company name	Nicholas Harrison & Caitlin Devlin
Contract type name	GDS Contract
Purpose of contract	General
Contract start date	01/04/2006
Contract end date	

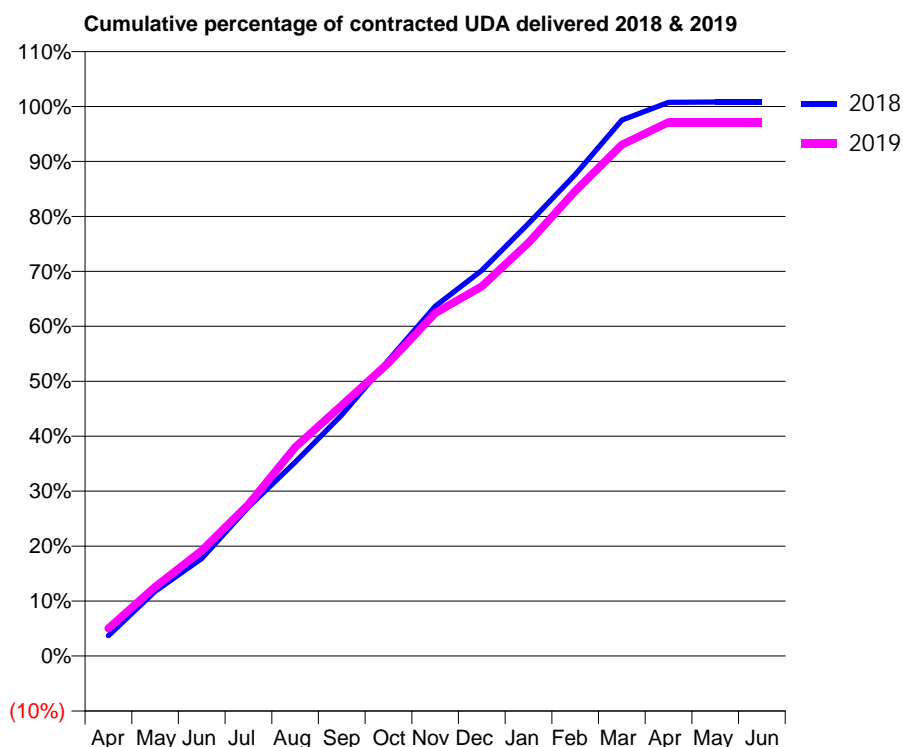
18/19 Contracted general activity (UDA)	11,201
Carry forward general activity (UDA)	-87
18/19 Contracted orthodontic activity (UOA)	0
Carry forward orthodontic activity (UOA)	0
Baseline contract value	£271,357.21

ACCESS*

Patients seen in 24 months	Total	Change since previous quarter
Quarter ending March 2018	3,978	
Quarter ending June 2018	3,917	↓
Quarter ending September 2018	3,869	↓
Quarter ending December 2018	3,823	↓
Quarter ending March 2019	3,807	→
Variance since March 2018	(4.3%)	↓



ACTIVITY



Month	Adjusted Scheduled Activity (UDA)	
	2018	2019
April	410	564
May	1,294	1,411
June	1,950	2,150
July	2,978	3,093
August	3,873	4,255
September	4,820	5,108
October	5,912	5,974
November	6,988	6,990
December	7,705	7,532
January	8,644	8,425
February	9,622	9,477
March	10,710	10,419
April	11,063	10,878
May	11,069	10,879
June	11,070	10,879

QUALITY

	Quantity	Base Number	Contract	AT	Region	England
% of FP17s for the same patient ID Re-attending within 3 months - Children	123	1,798	6.8%	11.4%	11.3%	11.8%
% of FP17s for the same patient ID Re-attending within 3 months - Adults	596	4,245	14.0%	14.9%	15.4%	15.7%
% of FP17s for the same patient ID Re-attending between 3 & 9 months - Children	1,255	1,798	69.8%	58.4%	61.3%	58.9%
% of FP17s for the same patient ID Re-attending between 3 & 9 months - Adults	3,044	4,245	71.7%	49.0%	52.1%	50.8%
% of FP17s for Band 1 Urgent Courses	300	6,057	5.0%	9.7%	9.5%	9.1%
% of FP17s Relating to Free Repair or Replacements	42	6,057	0.7%	0.7%	0.6%	0.8%
% of FP17s Relating to Continuations	17	6,057	0.3%	0.6%	0.8%	0.9%
% of Patients satisfied with the dentistry they have received	5	5	N/A	92.3%	92.4%	92.5%
% of Patients satisfied with the time they had to wait for an appointment	5	5	N/A	84.2%	86.3%	87.0%

* This is based on patients treated on this contract for their most recent course of treatment. Figures in italics indicate the base number of FP17s or Patient Questionnaire responses are less than 100. N/A is shown where the base number of responses is less than 10 during the period. % is calculated as Quantity/Base number*100

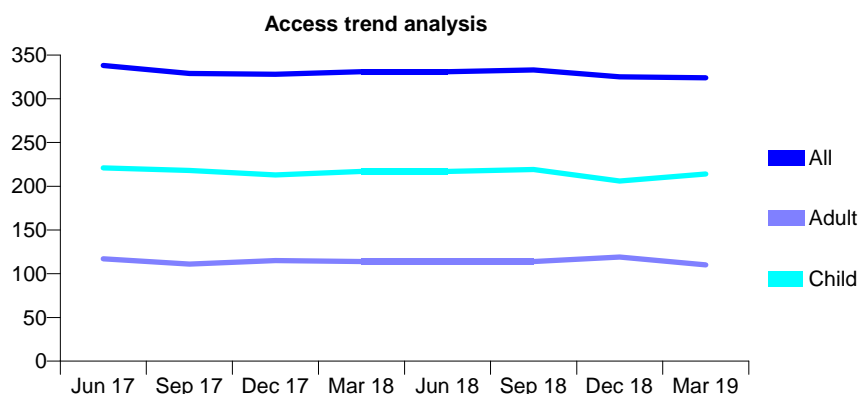
Q69 - Vital Signs At a Glance Contract Report for 322261/0001 - Year end March 2019

Name or company name	MR BS COUSINS
Contract type name	GDS Contract
Purpose of contract	General
Contract start date	01/04/2006
Contract end date	

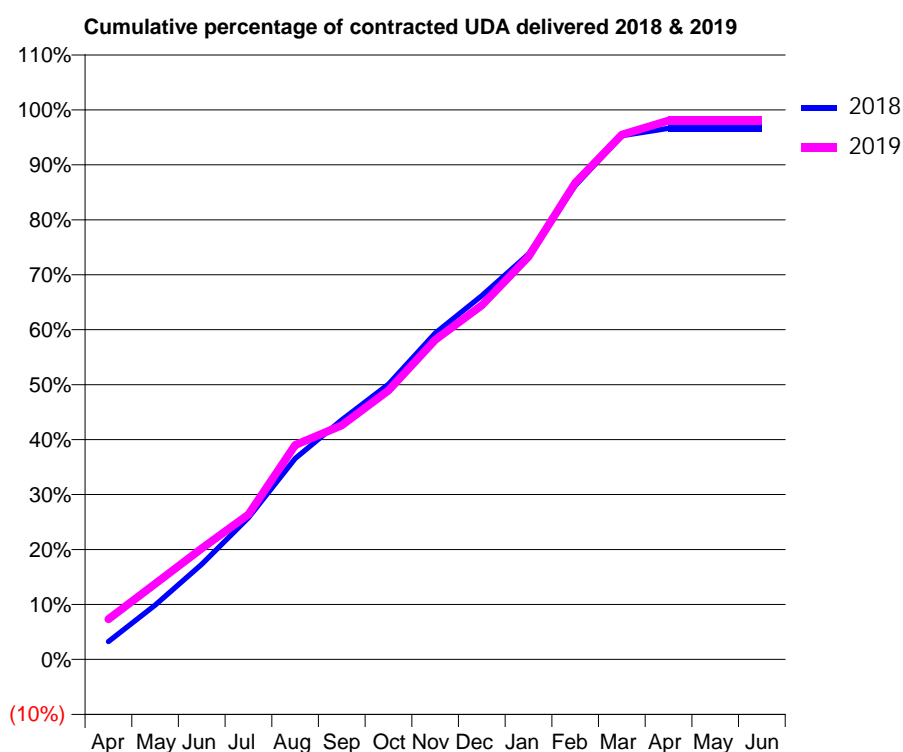
18/19 Contracted general activity (UDA)	984
Carry forward general activity (UDA)	33
18/19 Contracted orthodontic activity (UOA)	0
Carry forward orthodontic activity (UOA)	0
Baseline contract value	£24,840.14

ACCESS*

Patients seen in 24 months	Total	Change since previous quarter
Quarter ending March 2018	331	
Quarter ending June 2018	331	→
Quarter ending September 2018	333	→
Quarter ending December 2018	325	↓
Quarter ending March 2019	324	→
Variance since March 2018	(2.1%)	↓



ACTIVITY



Month	Adjusted Scheduled Activity (UDA)	
	2018	2019
April	32	72
May	97	136
June	170	199
July	254	259
August	360	384
September	429	419
October	493	482
November	584	572
December	651	634
January	726	721
February	848	853
March	938	940
April	951	965
May	951	965
June	951	965

QUALITY

	Quantity	Base Number	Contract	AT	Region	England
% of FP17s for the same patient ID Re-attending within 3 months - Children	39	404	9.7%	11.4%	11.3%	11.8%
% of FP17s for the same patient ID Re-attending within 3 months - Adults	20	131	15.3%	14.9%	15.4%	15.7%
% of FP17s for the same patient ID Re-attending between 3 & 9 months - Children	292	404	72.3%	58.4%	61.3%	58.9%
% of FP17s for the same patient ID Re-attending between 3 & 9 months - Adults	80	131	61.1%	49.0%	52.1%	50.8%
% of FP17s for Band 1 Urgent Courses	18	538	3.3%	9.7%	9.5%	9.1%
% of FP17s Relating to Free Repair or Replacements	0	538	0.0%	0.7%	0.6%	0.8%
% of FP17s Relating to Continuations	0	538	0.0%	0.6%	0.8%	0.9%
% of Patients satisfied with the dentistry they have received	0	0	N/A	92.3%	92.4%	92.5%
% of Patients satisfied with the time they had to wait for an appointment	0	0	N/A	84.2%	86.3%	87.0%

* This is based on patients treated on this contract for their most recent course of treatment. Figures in italics indicate the base number of FP17s or Patient Questionnaire responses are less than 100. N/A is shown where the base number of responses is less than 10 during the period. % is calculated as Quantity/Base number*100

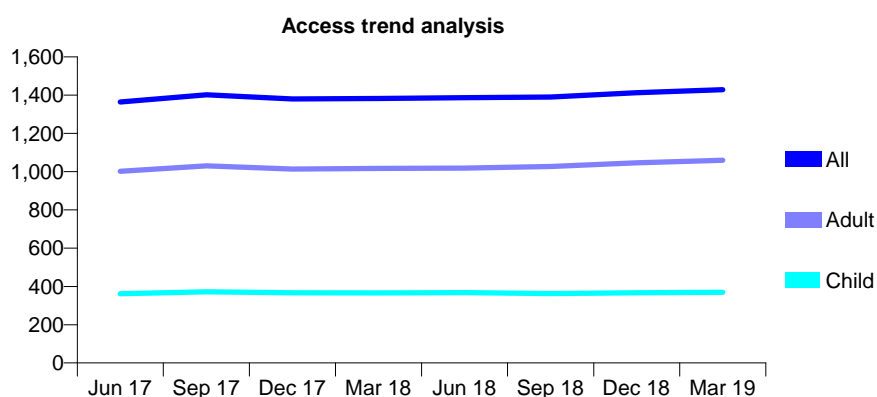
Q69 - Vital Signs At a Glance Contract Report for 323977/0001 - Year end March 2019

Name or company name	MR JR WHITLOCK
Contract type name	GDS Contract
Purpose of contract	General
Contract start date	01/04/2006
Contract end date	

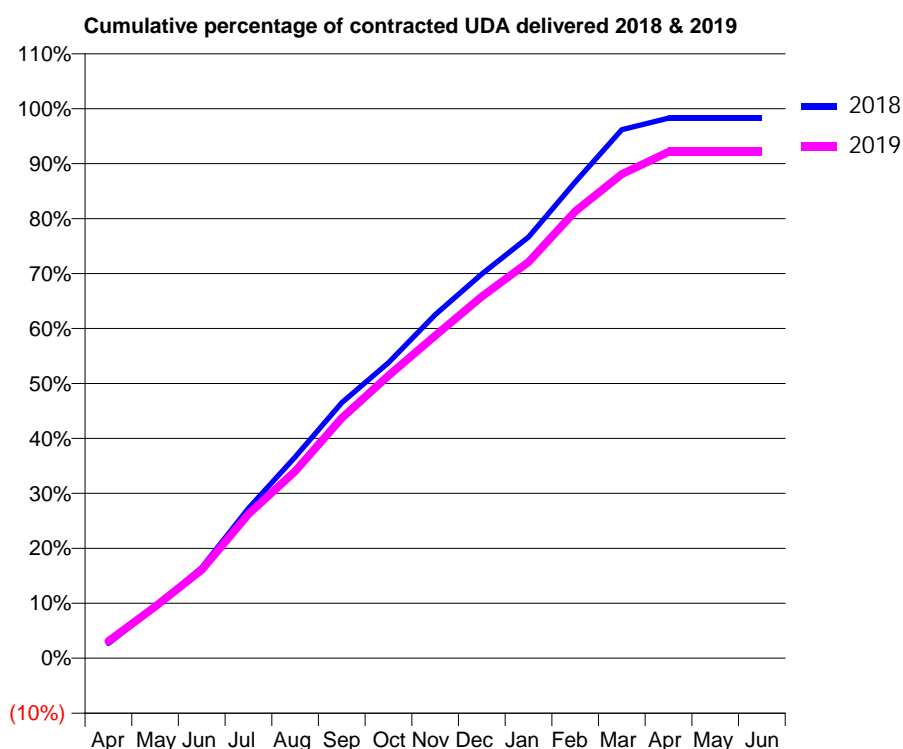
18/19 Contracted general activity (UDA)	4,200
Carry forward general activity (UDA)	72
18/19 Contracted orthodontic activity (UOA)	0
Carry forward orthodontic activity (UOA)	0
Baseline contract value	£106,908.64

ACCESS*

Patients seen in 24 months	Total	Change since previous quarter
Quarter ending March 2018	1,383	
Quarter ending June 2018	1,387	→
Quarter ending September 2018	1,390	→
Quarter ending December 2018	1,413	→
Quarter ending March 2019	1,428	→
Variance since March 2018	3.3%	↑



ACTIVITY



Month	Adjusted Scheduled Activity (UDA)	
	2018	2019
April	114	130
May	392	395
June	693	676
July	1,146	1,102
August	1,538	1,430
September	1,953	1,835
October	2,258	2,160
November	2,626	2,465
December	2,935	2,764
January	3,219	3,028
February	3,639	3,415
March	4,040	3,699
April	4,127	3,869
May	4,127	3,869
June	4,127	3,869

QUALITY

	Quantity	Base Number	Contract	AT	Region	England
% of FP17s for the same patient ID Re-attending within 3 months - Children	57	626	9.1%	11.4%	11.3%	11.8%
% of FP17s for the same patient ID Re-attending within 3 months - Adults	237	1,719	13.8%	14.9%	15.4%	15.7%
% of FP17s for the same patient ID Re-attending between 3 & 9 months - Children	424	626	67.7%	58.4%	61.3%	58.9%
% of FP17s for the same patient ID Re-attending between 3 & 9 months - Adults	1,199	1,719	69.7%	49.0%	52.1%	50.8%
% of FP17s for Band 1 Urgent Courses	176	2,413	7.3%	9.7%	9.5%	9.1%
% of FP17s Relating to Free Repair or Replacements	0	2,413	0.0%	0.7%	0.6%	0.8%
% of FP17s Relating to Continuations	0	2,413	0.0%	0.6%	0.8%	0.9%
% of Patients satisfied with the dentistry they have received	1	1	N/A	92.3%	92.4%	92.5%
% of Patients satisfied with the time they had to wait for an appointment	1	1	N/A	84.2%	86.3%	87.0%

* This is based on patients treated on this contract for their most recent course of treatment. Figures in italics indicate the base number of FP17s or Patient Questionnaire responses are less than 100. N/A is shown where the base number of responses is less than 10 during the period. % is calculated as Quantity/Base number*100

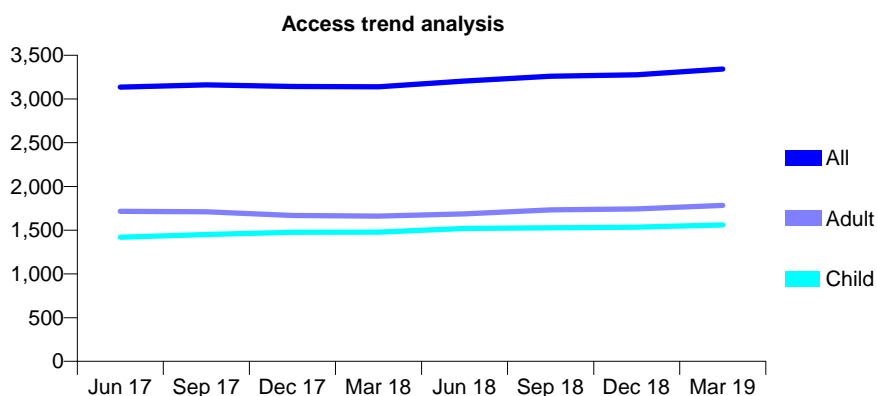
Q69 - Vital Signs At a Glance Contract Report for 326240/0001 - Year end March 2019

Name or company name	MR NS SEHRA
Contract type name	GDS Contract
Purpose of contract	General
Contract start date	01/04/2006
Contract end date	

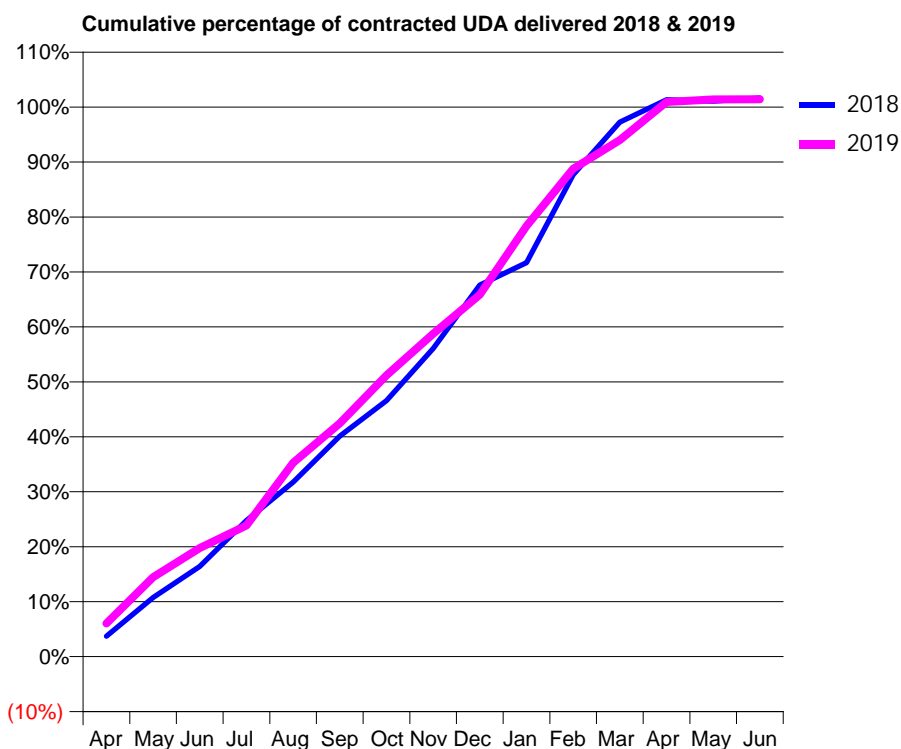
18/19 Contracted general activity (UDA)	12,571
Carry forward general activity (UDA)	-205
18/19 Contracted orthodontic activity (UOA)	0
Carry forward orthodontic activity (UOA)	0
Baseline contract value	£431,395.33

ACCESS*

Patients seen in 24 months	Total	Change since previous quarter
Quarter ending March 2018	3,140	
Quarter ending June 2018	3,205	↑
Quarter ending September 2018	3,260	→
Quarter ending December 2018	3,277	→
Quarter ending March 2019	3,342	→
Variance since March 2018	6.4%	↑



ACTIVITY



Month	Adjusted Scheduled Activity (UDA)	
	2018	2019
April	468	760
May	1,354	1,818
June	2,063	2,486
July	3,112	3,001
August	3,993	4,434
September	5,045	5,338
October	5,855	6,434
November	7,047	7,387
December	8,500	8,276
January	9,011	9,847
February	11,025	11,161
March	12,224	11,816
April	12,738	12,685
May	12,704	12,747
June	12,777	12,751

QUALITY

	Quantity	Base Number	Contract	AT	Region	England
% of FP17s for the same patient ID Re-attending within 3 months - Children	230	2,931	7.8%	11.4%	11.3%	11.8%
% of FP17s for the same patient ID Re-attending within 3 months - Adults	432	2,259	19.1%	14.9%	15.4%	15.7%
% of FP17s for the same patient ID Re-attending between 3 & 9 months - Children	1,956	2,931	66.7%	58.4%	61.3%	58.9%
% of FP17s for the same patient ID Re-attending between 3 & 9 months - Adults	844	2,259	37.4%	49.0%	52.1%	50.8%
% of FP17s for Band 1 Urgent Courses	901	5,398	16.7%	9.7%	9.5%	9.1%
% of FP17s Relating to Free Repair or Replacements	12	5,398	0.2%	0.7%	0.6%	0.8%
% of FP17s Relating to Continuations	1	5,398	0.0%	0.6%	0.8%	0.9%
% of Patients satisfied with the dentistry they have received	2	2	N/A	92.3%	92.4%	92.5%
% of Patients satisfied with the time they had to wait for an appointment	0	2	N/A	84.2%	86.3%	87.0%

* This is based on patients treated on this contract for their most recent course of treatment.

Figures in italics indicate the base number of FP17s or Patient Questionnaire responses are less than 100. N/A is shown where the base number of responses is less than 10 during the period. % is calculated as Quantity/Base number*100

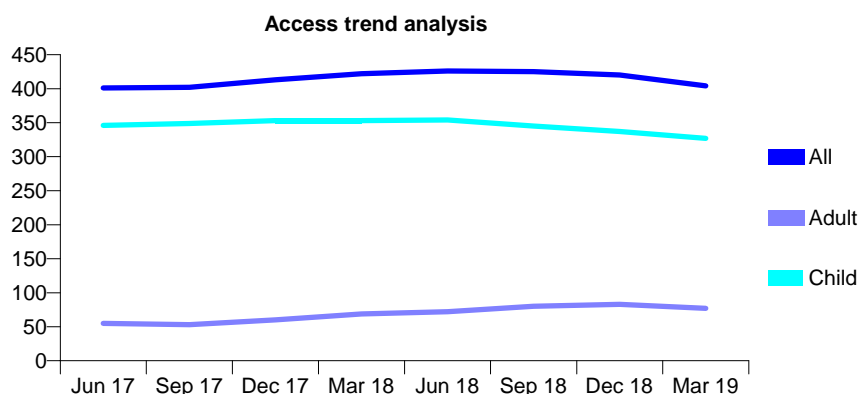
Q69 - Vital Signs At a Glance Contract Report for 327387/0001 - Year end March 2019

Name or company name	Pond House Dental Partnership
Contract type name	GDS Contract
Purpose of contract	General
Contract start date	01/04/2006
Contract end date	

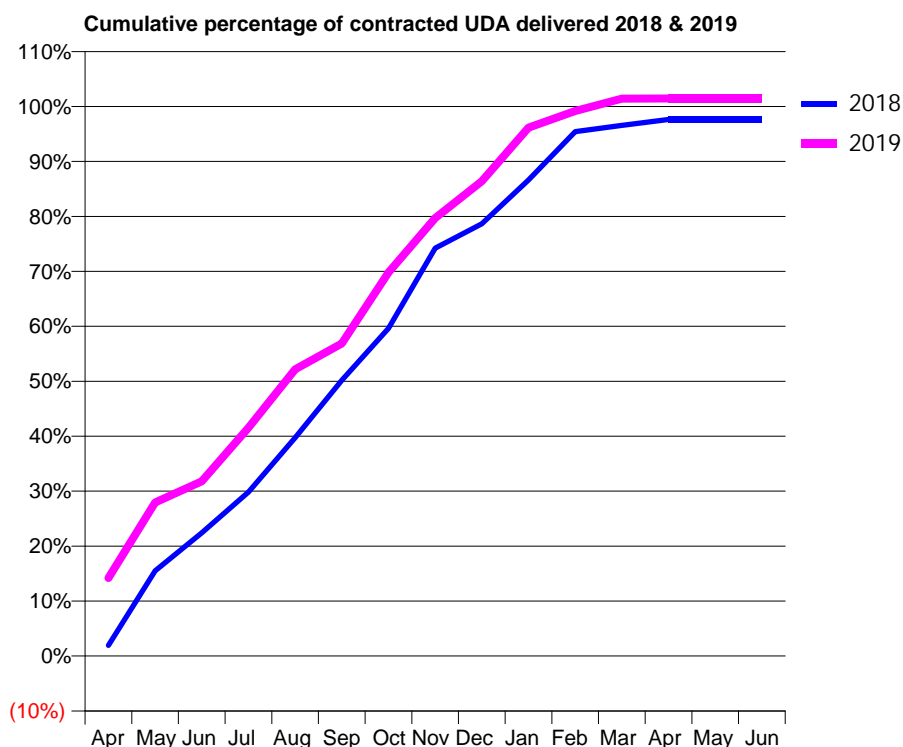
18/19 Contracted general activity (UDA)	728
Carry forward general activity (UDA)	17
18/19 Contracted orthodontic activity (UOA)	0
Carry forward orthodontic activity (UOA)	0
Baseline contract value	£14,209.72

ACCESS*

Patients seen in 24 months	Total	Change since previous quarter
Quarter ending March 2018	422	
Quarter ending June 2018	426	→
Quarter ending September 2018	425	→
Quarter ending December 2018	420	↓
Quarter ending March 2019	404	↓
Variance since March 2018	(4.3%)	↓



ACTIVITY



Month	Adjusted Scheduled Activity (UDA)	
	2018	2019
April	14	103
May	113	203
June	163	231
July	217	303
August	289	380
September	365	414
October	434	508
November	540	580
December	572	629
January	631	700
February	695	722
March	703	738
April	711	739
May	711	739
June	711	739

QUALITY

	Quantity	Base Number	Contract	AT	Region	England
% of FP17s for the same patient ID Re-attending within 3 months - Children	16	488	3.3%	11.4%	11.3%	11.8%
% of FP17s for the same patient ID Re-attending within 3 months - Adults	4	43	9.3%	14.9%	15.4%	15.7%
% of FP17s for the same patient ID Re-attending between 3 & 9 months - Children	303	488	62.1%	58.4%	61.3%	58.9%
% of FP17s for the same patient ID Re-attending between 3 & 9 months - Adults	22	43	51.2%	49.0%	52.1%	50.8%
% of FP17s for Band 1 Urgent Courses	13	530	2.5%	9.7%	9.5%	9.1%
% of FP17s Relating to Free Repair or Replacements	0	530	0.0%	0.7%	0.6%	0.8%
% of FP17s Relating to Continuations	0	530	0.0%	0.6%	0.8%	0.9%
% of Patients satisfied with the dentistry they have received	1	1	N/A	92.3%	92.4%	92.5%
% of Patients satisfied with the time they had to wait for an appointment	1	1	N/A	84.2%	86.3%	87.0%

* This is based on patients treated on this contract for their most recent course of treatment. Figures in italics indicate the base number of FP17s or Patient Questionnaire responses are less than 100. N/A is shown where the base number of responses is less than 10 during the period. % is calculated as Quantity/Base number*100

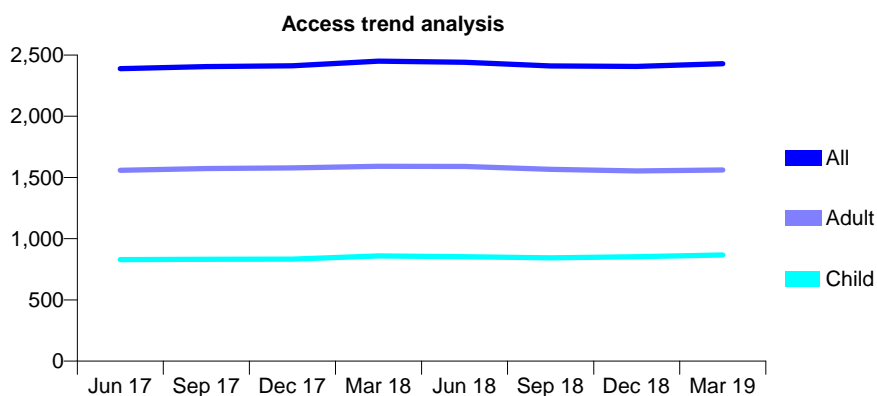
Q69 - Vital Signs At a Glance Contract Report for 332119/0003 - Year end March 2019

Name or company name	SC Dental Studio Ltd
Contract type name	GDS Contract
Purpose of contract	General
Contract start date	24/12/2009
Contract end date	

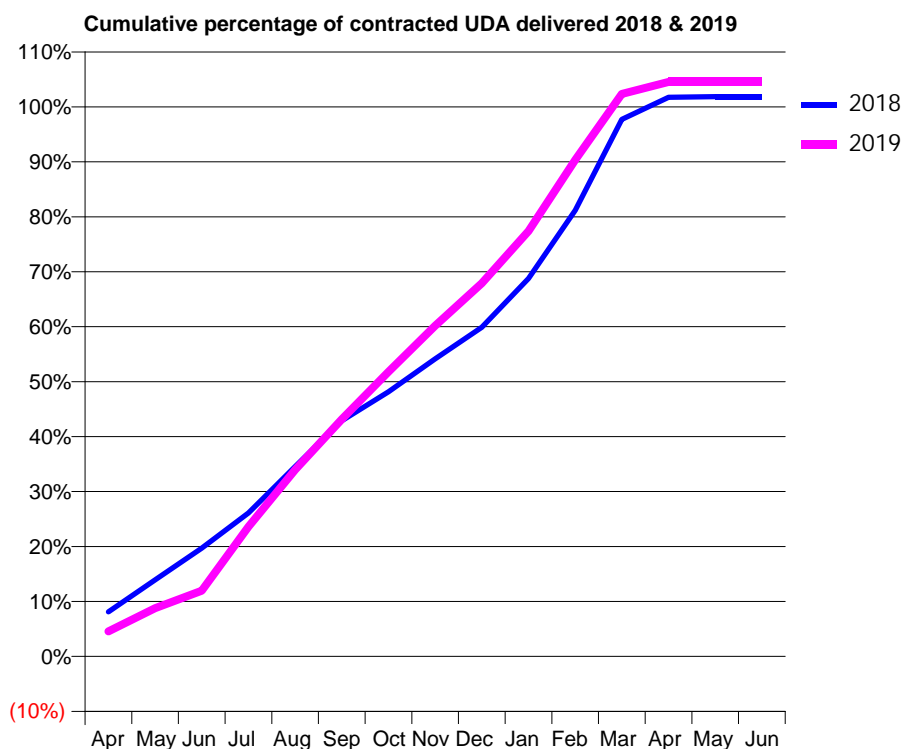
18/19 Contracted general activity (UDA)	3,465
Carry forward general activity (UDA)	-64
18/19 Contracted orthodontic activity (UOA)	0
Carry forward orthodontic activity (UOA)	0
Baseline contract value	£103,845.64

ACCESS*

Patients seen in 24 months	Total	Change since previous quarter
Quarter ending March 2018	2,450	
Quarter ending June 2018	2,442	→
Quarter ending September 2018	2,411	↓
Quarter ending December 2018	2,407	→
Quarter ending March 2019	2,430	→
Variance since March 2018	(0.8%)	→



ACTIVITY



Month	2018	2019
April	282	158
May	483	304
June	683	414
July	905	818
August	1,198	1,178
September	1,486	1,495
October	1,669	1,795
November	1,876	2,085
December	2,076	2,353
January	2,384	2,682
February	2,813	3,131
March	3,386	3,546
April	3,526	3,622
May	3,530	3,622
June	3,530	3,622

QUALITY

	Quantity	Base Number	Contract	AT	Region	England
% of FP17s for the same patient ID Re-attending within 3 months - Children	121	1,078	11.2%	11.4%	11.3%	11.8%
% of FP17s for the same patient ID Re-attending within 3 months - Adults	286	1,539	18.6%	14.9%	15.4%	15.7%
% of FP17s for the same patient ID Re-attending between 3 & 9 months - Children	476	1,078	44.2%	58.4%	61.3%	58.9%
% of FP17s for the same patient ID Re-attending between 3 & 9 months - Adults	383	1,539	24.9%	49.0%	52.1%	50.8%
% of FP17s for Band 1 Urgent Courses	218	1,124	19.4%	9.7%	9.5%	9.1%
% of FP17s Relating to Free Repair or Replacements	0	1,124	0.0%	0.7%	0.6%	0.8%
% of FP17s Relating to Continuations	17	1,124	1.5%	0.6%	0.8%	0.9%
% of Patients satisfied with the dentistry they have received	0	0	N/A	92.3%	92.4%	92.5%
% of Patients satisfied with the time they had to wait for an appointment	0	0	N/A	84.2%	86.3%	87.0%

* This is based on patients treated on this contract for their most recent course of treatment. Figures in italics indicate the base number of FP17s or Patient Questionnaire responses are less than 100. N/A is shown where the base number of responses is less than 10 during the period. % is calculated as Quantity/Base number*100

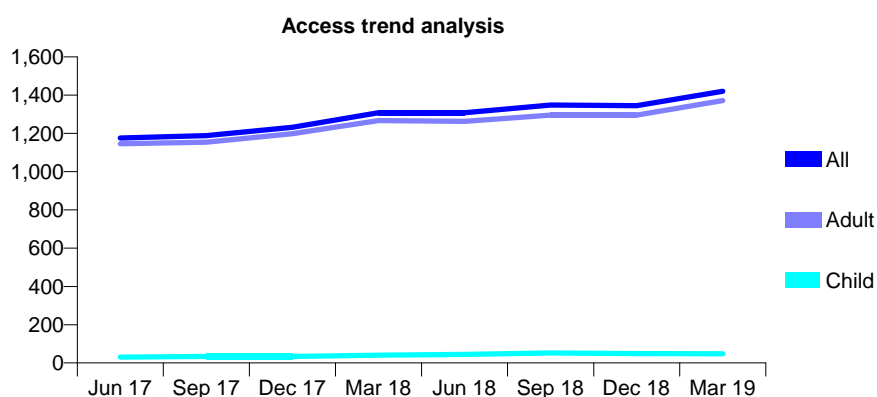
Q69 - Vital Signs At a Glance Contract Report for 332119/0005 - Year end March 2019

Name or company name	SC Dental Studio Ltd
Contract type name	GDS Contract
Purpose of contract	General
Contract start date	01/04/2013
Contract end date	

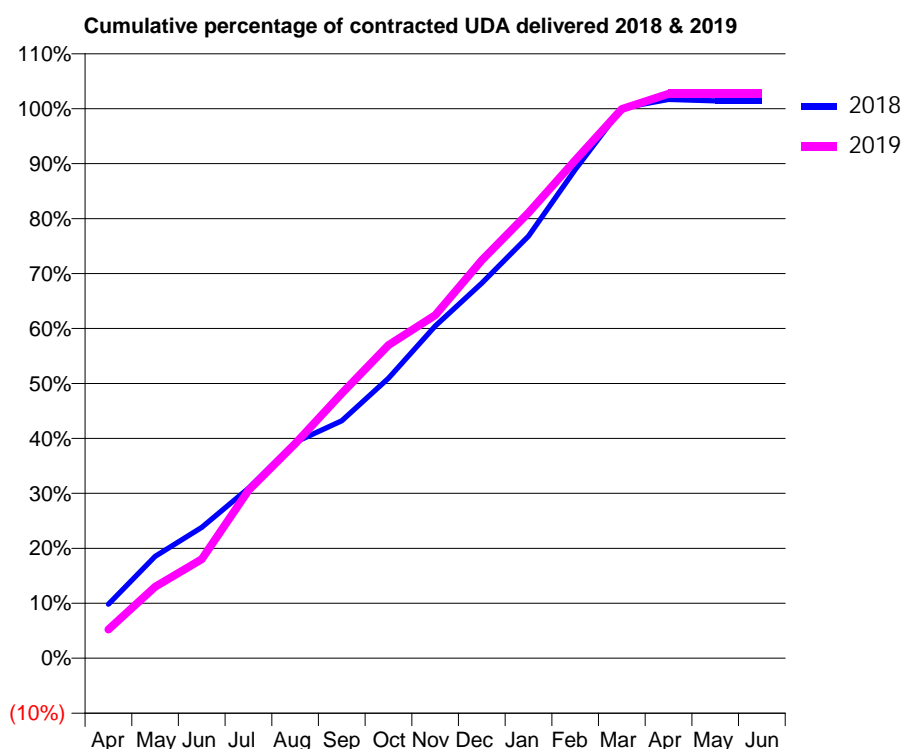
18/19 Contracted general activity (UDA)	5,693
Carry forward general activity (UDA)	-81
18/19 Contracted orthodontic activity (UOA)	0
Carry forward orthodontic activity (UOA)	0
Baseline contract value	£298,705.32

ACCESS*

Patients seen in 24 months	Total	Change since previous quarter
Quarter ending March 2018	1,308	
Quarter ending June 2018	1,308	→
Quarter ending September 2018	1,348	↑
Quarter ending December 2018	1,345	→
Quarter ending March 2019	1,420	↑
Variance since March 2018	8.6%	↑



ACTIVITY



Month	2018	2019
April	560	298
May	1,055	740
June	1,356	1,026
July	1,761	1,738
August	2,238	2,222
September	2,460	2,743
October	2,901	3,245
November	3,441	3,554
December	3,886	4,122
January	4,373	4,615
February	5,062	5,158
March	5,699	5,689
April	5,789	5,846
May	5,774	5,845
June	5,774	5,845

QUALITY

	Quantity	Base Number	Contract	AT	Region	England
% of FP17s for the same patient ID Re-attending within 3 months - Children	1	73	1.4%	11.4%	11.3%	11.8%
% of FP17s for the same patient ID Re-attending within 3 months - Adults	17	1,129	1.5%	14.9%	15.4%	15.7%
% of FP17s for the same patient ID Re-attending between 3 & 9 months - Children	2	73	2.7%	58.4%	61.3%	58.9%
% of FP17s for the same patient ID Re-attending between 3 & 9 months - Adults	33	1,129	2.9%	49.0%	52.1%	50.8%
% of FP17s for Band 1 Urgent Courses	1	1,220	0.1%	9.7%	9.5%	9.1%
% of FP17s Relating to Free Repair or Replacements	0	1,220	0.0%	0.7%	0.6%	0.8%
% of FP17s Relating to Continuations	4	1,220	0.3%	0.6%	0.8%	0.9%
% of Patients satisfied with the dentistry they have received	0	0	N/A	92.3%	92.4%	92.5%
% of Patients satisfied with the time they had to wait for an appointment	0	0	N/A	84.2%	86.3%	87.0%

* This is based on patients treated on this contract for their most recent course of treatment.

Figures in italics indicate the base number of FP17s or Patient Questionnaire responses are less than 100. N/A is shown where the base number of responses is less than 10 during the period. % is calculated as Quantity/Base number*100

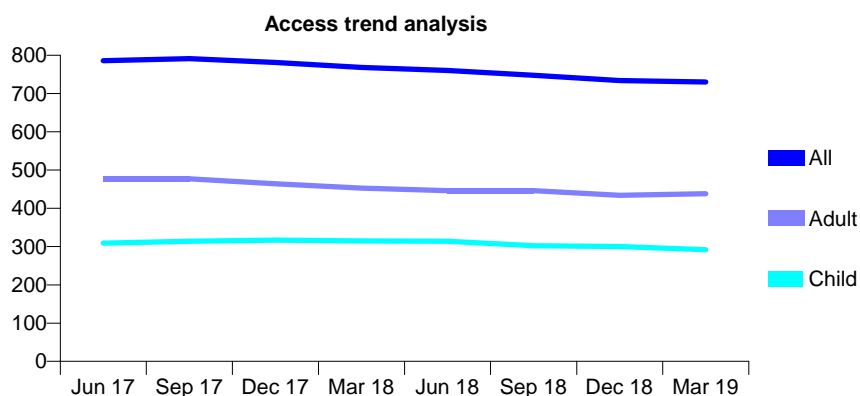
Q69 - Vital Signs At a Glance Contract Report for 334944/0001 - Year end March 2019

Name or company name	MISS NP MCVEIGH
Contract type name	GDS Contract
Purpose of contract	General
Contract start date	01/04/2006
Contract end date	

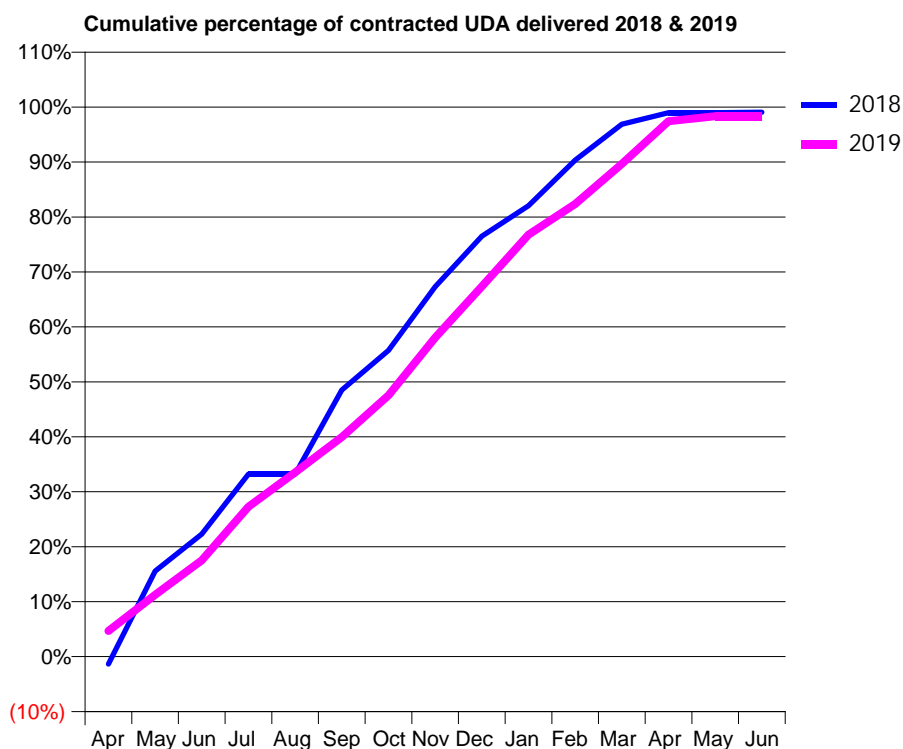
18/19 Contracted general activity (UDA)	1,760
Carry forward general activity (UDA)	17
18/19 Contracted orthodontic activity (UOA)	0
Carry forward orthodontic activity (UOA)	0
Baseline contract value	£43,734.66

ACCESS*

Patients seen in 24 months	Total	Change since previous quarter
Quarter ending March 2018	768	
Quarter ending June 2018	760	↓
Quarter ending September 2018	748	↓
Quarter ending December 2018	734	↓
Quarter ending March 2019	730	→
Variance since March 2018	(4.9%)	↓



ACTIVITY



Month	Adjusted Scheduled Activity (UDA)	
	2018	2019
April	-24	82
May	274	198
June	392	308
July	585	480
August	585	590
September	853	703
October	981	837
November	1,185	1,022
December	1,346	1,185
January	1,444	1,352
February	1,590	1,450
March	1,705	1,578
April	1,742	1,715
May	1,742	1,731
June	1,743	1,731

QUALITY

	Quantity	Base Number	Contract	AT	Region	England
% of FP17s for the same patient ID Re-attending within 3 months - Children	12	447	2.7%	11.4%	11.3%	11.8%
% of FP17s for the same patient ID Re-attending within 3 months - Adults	47	650	7.2%	14.9%	15.4%	15.7%
% of FP17s for the same patient ID Re-attending between 3 & 9 months - Children	320	447	71.6%	58.4%	61.3%	58.9%
% of FP17s for the same patient ID Re-attending between 3 & 9 months - Adults	505	650	77.7%	49.0%	52.1%	50.8%
% of FP17s for Band 1 Urgent Courses	23	1,157	2.0%	9.7%	9.5%	9.1%
% of FP17s Relating to Free Repair or Replacements	5	1,157	0.4%	0.7%	0.6%	0.8%
% of FP17s Relating to Continuations	0	1,157	0.0%	0.6%	0.8%	0.9%
% of Patients satisfied with the dentistry they have received	1	1	N/A	92.3%	92.4%	92.5%
% of Patients satisfied with the time they had to wait for an appointment	0	1	N/A	84.2%	86.3%	87.0%

* This is based on patients treated on this contract for their most recent course of treatment. Figures in italics indicate the base number of FP17s or Patient Questionnaire responses are less than 100. N/A is shown where the base number of responses is less than 10 during the period. % is calculated as Quantity/Base number*100

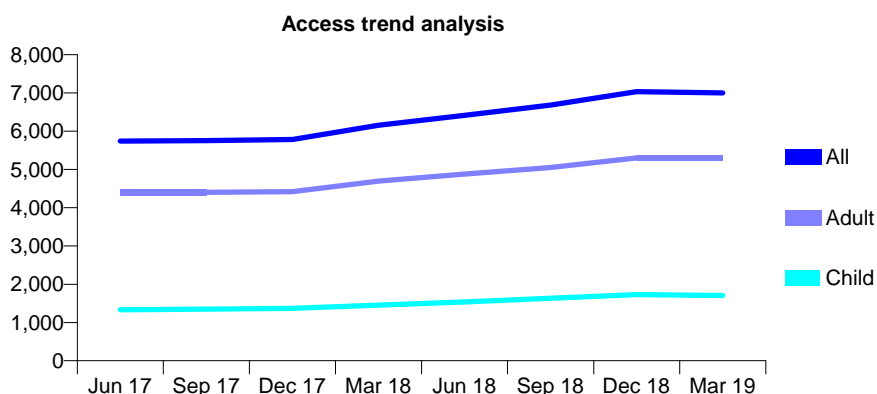
Q69 - Vital Signs At a Glance Contract Report for 335304/0001 - Year end March 2019

Name or company name	Mr L Powell & Ms R Murray
Contract type name	GDS Contract
Purpose of contract	General
Contract start date	01/04/2006
Contract end date	

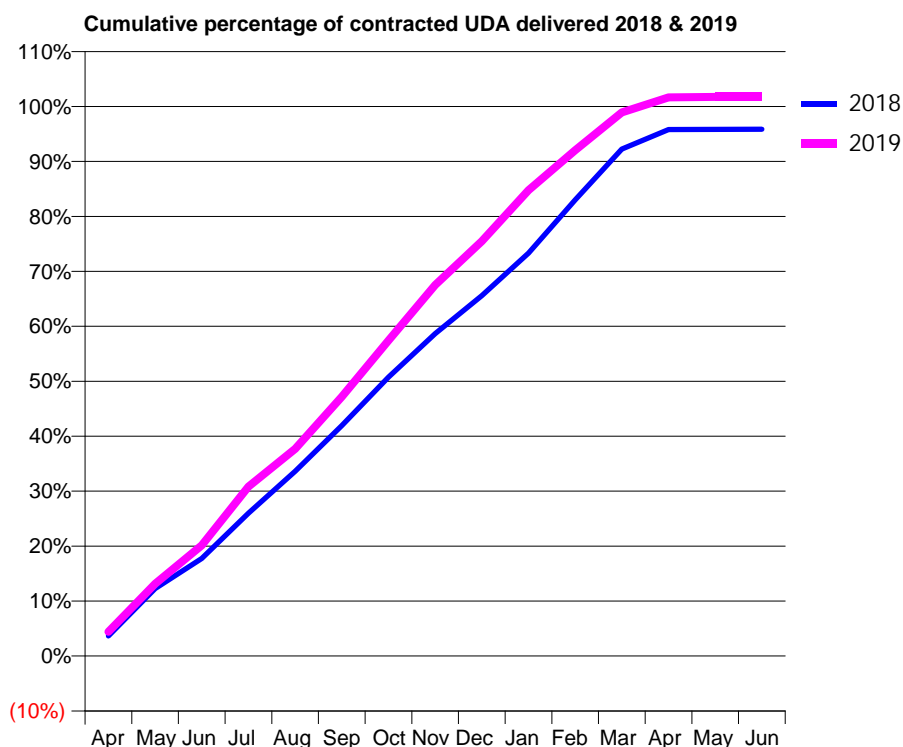
18/19 Contracted general activity (UDA)	17,500
Carry forward general activity (UDA)	0
18/19 Contracted orthodontic activity (UOA)	0
Carry forward orthodontic activity (UOA)	0
Baseline contract value	£411,001.23

ACCESS*

Patients seen in 24 months	Total	Change since previous quarter
Quarter ending March 2018	6,155	
Quarter ending June 2018	6,416	↑
Quarter ending September 2018	6,684	↑
Quarter ending December 2018	7,031	↑
Quarter ending March 2019	7,003	→
Variance since March 2018	13.8%	↑



ACTIVITY



Month	Adjusted Scheduled Activity (UDA)	
	2018	2019
April	624	776
May	2,103	2,301
June	3,039	3,529
July	4,451	5,394
August	5,756	6,595
September	7,178	8,256
October	8,690	10,050
November	10,046	11,817
December	11,230	13,206
January	12,557	14,834
February	14,215	16,107
March	15,795	17,307
April	16,401	17,786
May	16,408	17,804
June	16,411	17,803

QUALITY

	Quantity	Base Number	Contract	AT	Region	England
% of FP17s for the same patient ID Re-attending within 3 months - Children	196	2,750	7.1%	11.4%	11.3%	11.8%
% of FP17s for the same patient ID Re-attending within 3 months - Adults	1,401	8,183	17.1%	14.9%	15.4%	15.7%
% of FP17s for the same patient ID Re-attending between 3 & 9 months - Children	1,654	2,750	60.1%	58.4%	61.3%	58.9%
% of FP17s for the same patient ID Re-attending between 3 & 9 months - Adults	4,095	8,183	50.0%	49.0%	52.1%	50.8%
% of FP17s for Band 1 Urgent Courses	1,346	10,926	12.3%	9.7%	9.5%	9.1%
% of FP17s Relating to Free Repair or Replacements	114	10,926	1.0%	0.7%	0.6%	0.8%
% of FP17s Relating to Continuations	60	10,926	0.5%	0.6%	0.8%	0.9%
% of Patients satisfied with the dentistry they have received	5	5	N/A	92.3%	92.4%	92.5%
% of Patients satisfied with the time they had to wait for an appointment	4	5	N/A	84.2%	86.3%	87.0%

* This is based on patients treated on this contract for their most recent course of treatment. Figures in italics indicate the base number of FP17s or Patient Questionnaire responses are less than 100. N/A is shown where the base number of responses is less than 10 during the period. % is calculated as Quantity/Base number*100

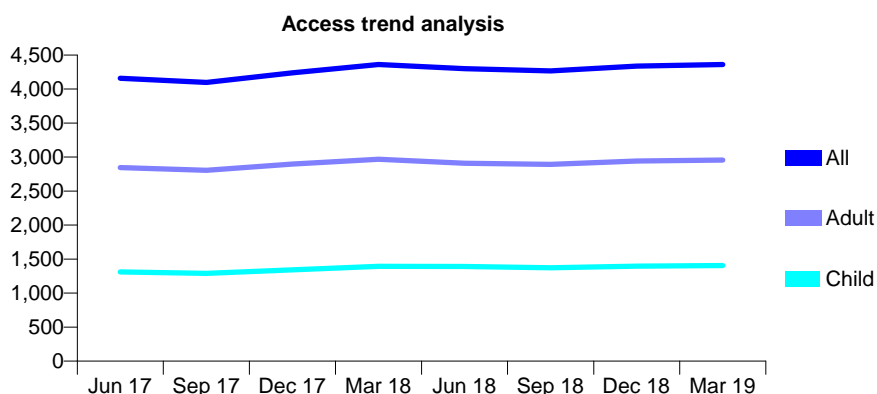
Q69 - Vital Signs At a Glance Contract Report for 336785/0001 - Year end March 2019

Name or company name	MRS KS RADIA
Contract type name	GDS Contract
Purpose of contract	General
Contract start date	01/04/2006
Contract end date	

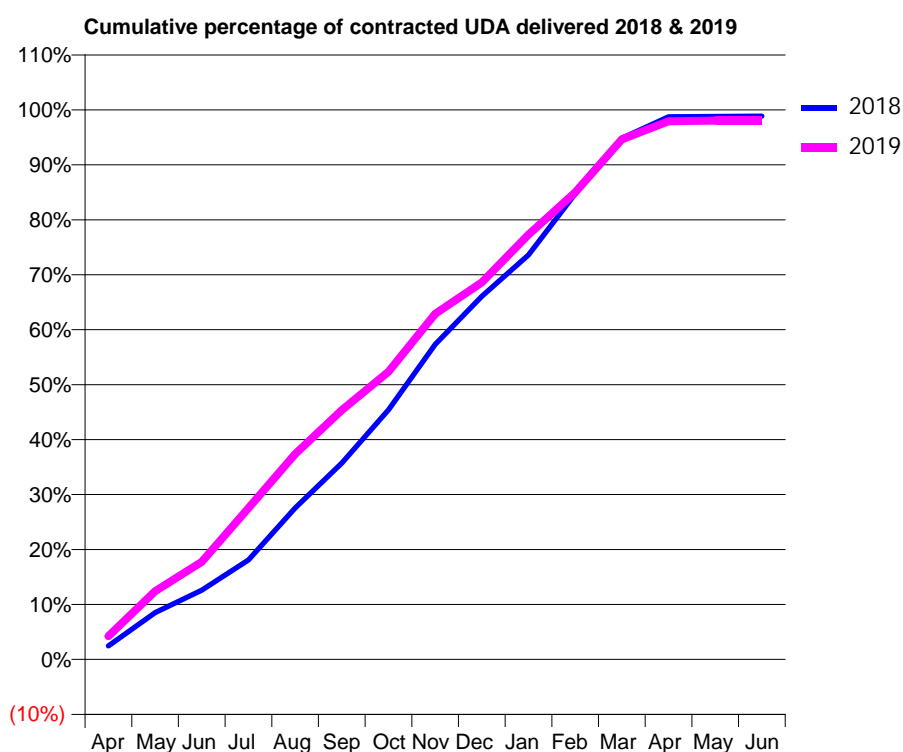
18/19 Contracted general activity (UDA)	9,399
Carry forward general activity (UDA)	105
18/19 Contracted orthodontic activity (UOA)	0
Carry forward orthodontic activity (UOA)	0
Baseline contract value	£310,992.49

ACCESS*

Patients seen in 24 months	Total	Change since previous quarter
Quarter ending March 2018	4,361	
Quarter ending June 2018	4,300	↓
Quarter ending September 2018	4,267	→
Quarter ending December 2018	4,339	→
Quarter ending March 2019	4,361	→
Variance since March 2018	0.0%	→



ACTIVITY



Month	Adjusted Scheduled Activity (UDA)	
	2018	2019
April	226	397
May	779	1,170
June	1,150	1,668
July	1,653	2,588
August	2,519	3,514
September	3,261	4,263
October	4,146	4,921
November	5,235	5,912
December	6,032	6,446
January	6,720	7,265
February	7,736	7,989
March	8,660	8,895
April	9,015	9,204
May	9,020	9,217
June	9,025	9,217

QUALITY

	Quantity	Base Number	Contract	AT	Region	England
% of FP17s for the same patient ID Re-attending within 3 months - Children	174	2,445	7.1%	11.4%	11.3%	11.8%
% of FP17s for the same patient ID Re-attending within 3 months - Adults	576	4,130	13.9%	14.9%	15.4%	15.7%
% of FP17s for the same patient ID Re-attending between 3 & 9 months - Children	1,730	2,445	70.8%	58.4%	61.3%	58.9%
% of FP17s for the same patient ID Re-attending between 3 & 9 months - Adults	2,195	4,130	53.1%	49.0%	52.1%	50.8%
% of FP17s for Band 1 Urgent Courses	530	5,904	9.0%	9.7%	9.5%	9.1%
% of FP17s Relating to Free Repair or Replacements	45	5,904	0.8%	0.7%	0.6%	0.8%
% of FP17s Relating to Continuations	9	5,904	0.2%	0.6%	0.8%	0.9%
% of Patients satisfied with the dentistry they have received	11	12	91.7%	92.3%	92.4%	92.5%
% of Patients satisfied with the time they had to wait for an appointment	9	12	75.0%	84.2%	86.3%	87.0%

* This is based on patients treated on this contract for their most recent course of treatment. Figures in italics indicate the base number of FP17s or Patient Questionnaire responses are less than 100. N/A is shown where the base number of responses is less than 10 during the period. % is calculated as Quantity/Base number*100

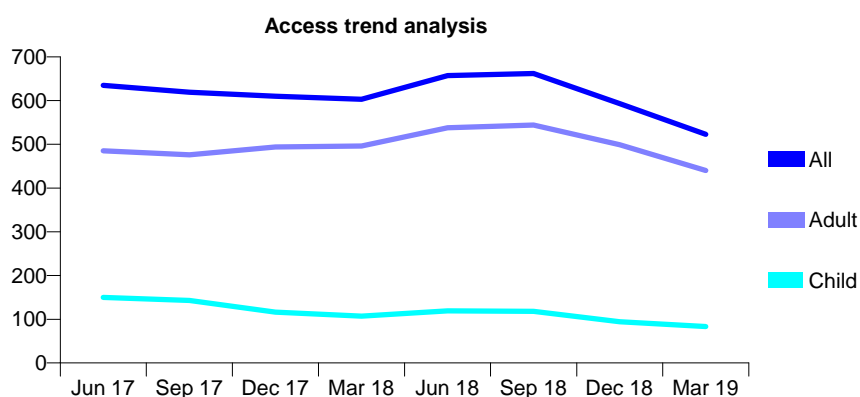
Q69 - Vital Signs At a Glance Contract Report for 336785/0002 - Year end March 2019

Name or company name	MRS KS RADIA
Contract type name	GDS Contract
Purpose of contract	General
Contract start date	01/04/2009
Contract end date	

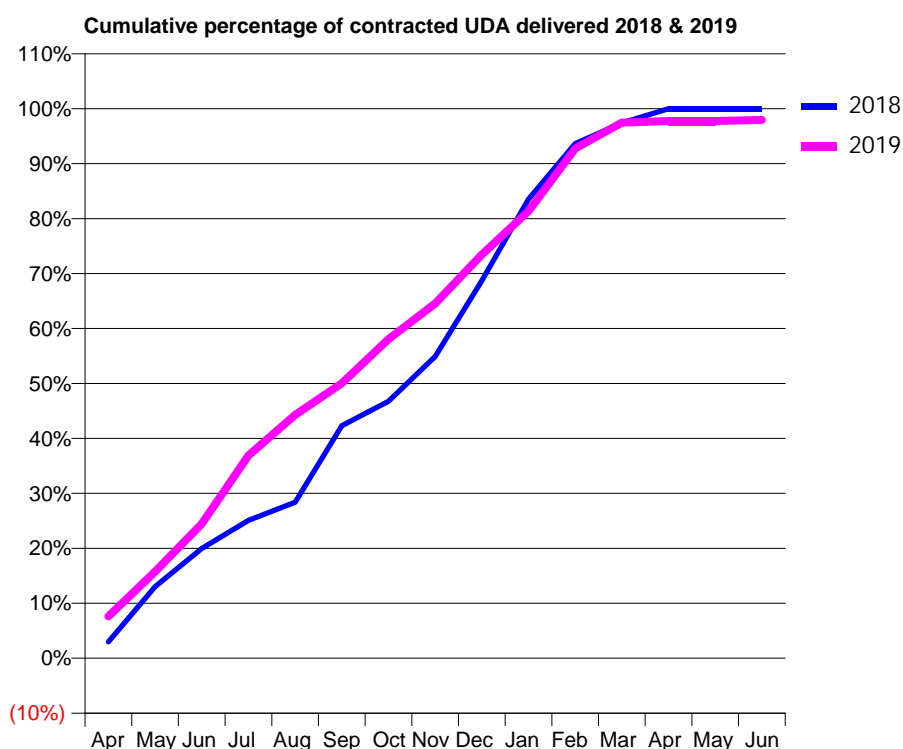
18/19 Contracted general activity (UDA)	1,050
Carry forward general activity (UDA)	0
18/19 Contracted orthodontic activity (UOA)	0
Carry forward orthodontic activity (UOA)	0
Baseline contract value	£28,952.18

ACCESS*

Patients seen in 24 months	Total	Change since previous quarter
Quarter ending March 2018	603	
Quarter ending June 2018	657	↑
Quarter ending September 2018	662	→
Quarter ending December 2018	593	↓
Quarter ending March 2019	523	↓
Variance since March 2018	(13.3%)	↓



ACTIVITY



Month	Adjusted Scheduled Activity (UDA)	
	2018	2019
April	33	80
May	142	166
June	218	257
July	274	387
August	310	465
September	462	525
October	511	610
November	600	678
December	750	771
January	912	854
February	1,022	974
March	1,064	1,023
April	1,092	1,026
May	1,092	1,026
June	1,092	1,028

QUALITY

	Quantity	Base Number	Contract	AT	Region	England
% of FP17s for the same patient ID Re-attending within 3 months - Children	1	170	0.6%	11.4%	11.3%	11.8%
% of FP17s for the same patient ID Re-attending within 3 months - Adults	11	616	1.8%	14.9%	15.4%	15.7%
% of FP17s for the same patient ID Re-attending between 3 & 9 months - Children	80	170	47.1%	58.4%	61.3%	58.9%
% of FP17s for the same patient ID Re-attending between 3 & 9 months - Adults	200	616	32.5%	49.0%	52.1%	50.8%
% of FP17s for Band 1 Urgent Courses	32	763	4.2%	9.7%	9.5%	9.1%
% of FP17s Relating to Free Repair or Replacements	2	763	0.3%	0.7%	0.6%	0.8%
% of FP17s Relating to Continuations	0	763	0.0%	0.6%	0.8%	0.9%
% of Patients satisfied with the dentistry they have received	0	0	N/A	92.3%	92.4%	92.5%
% of Patients satisfied with the time they had to wait for an appointment	0	0	N/A	84.2%	86.3%	87.0%

* This is based on patients treated on this contract for their most recent course of treatment.

Figures in italics indicate the base number of FP17s or Patient Questionnaire responses are less than 100. N/A is shown where the base number of responses is less than 10 during the period. % is calculated as Quantity/Base number*100

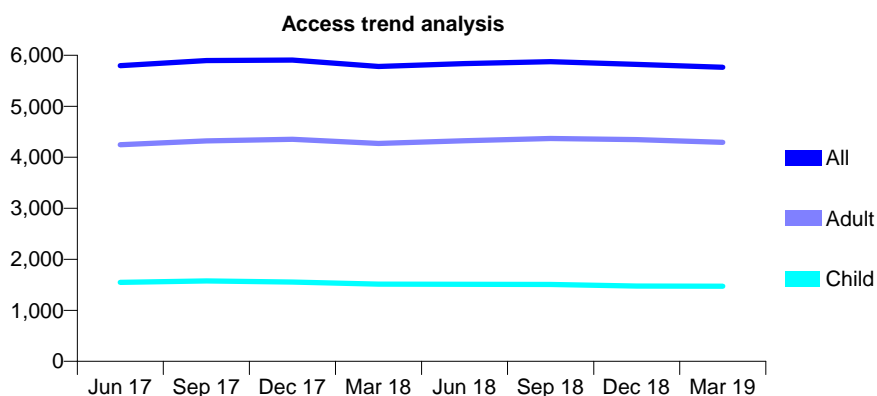
Q69 - Vital Signs At a Glance Contract Report for 337765/0001 - Year end March 2019

Name or company name	MR SI YOUNG
Contract type name	GDS Contract
Purpose of contract	General
Contract start date	01/04/2006
Contract end date	

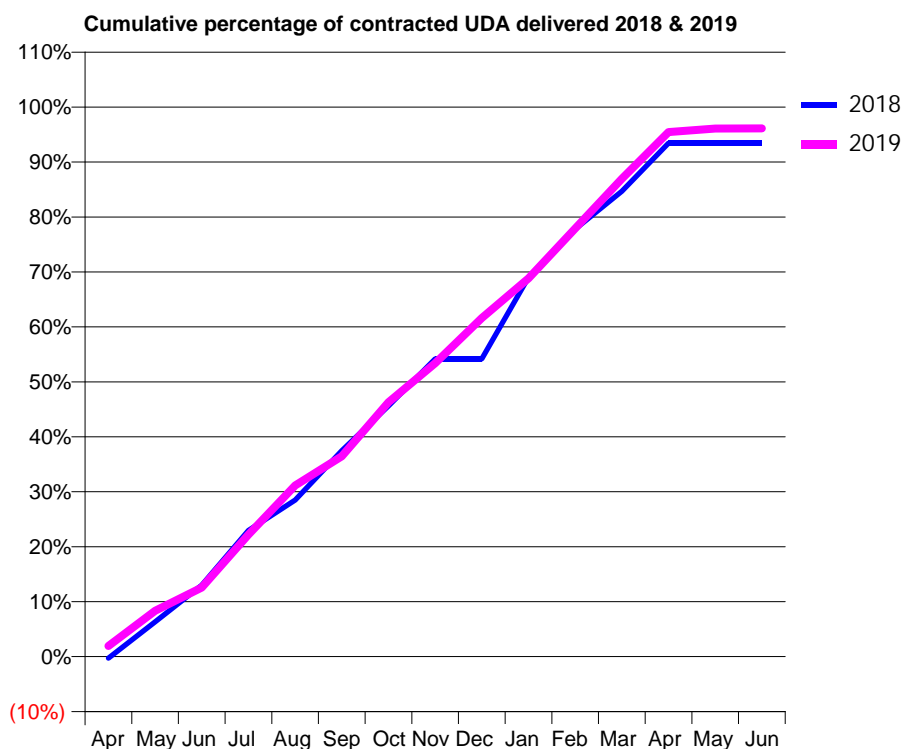
18/19 Contracted general activity (UDA)	15,338
Carry forward general activity (UDA)	0
18/19 Contracted orthodontic activity (UOA)	0
Carry forward orthodontic activity (UOA)	0
Baseline contract value	£402,216.33

ACCESS*

Patients seen in 24 months	Total	Change since previous quarter
Quarter ending March 2018	5,783	
Quarter ending June 2018	5,837	→
Quarter ending September 2018	5,877	→
Quarter ending December 2018	5,821	→
Quarter ending March 2019	5,766	→
Variance since March 2018	(0.3%)	→



ACTIVITY



Month	Adjusted Scheduled Activity (UDA)	
	2018	2019
April	-46	300
May	975	1,280
June	1,995	1,932
July	3,523	3,406
August	4,373	4,778
September	5,744	5,591
October	6,999	7,100
November	8,308	8,192
December	8,308	9,447
January	10,588	10,559
February	11,934	11,948
March	12,989	13,335
April	14,332	14,641
May	14,332	14,738
June	14,332	14,742

QUALITY

	Quantity	Base Number	Contract	AT	Region	England
% of FP17s for the same patient ID Re-attending within 3 months - Children	100	2,203	4.5%	11.4%	11.3%	11.8%
% of FP17s for the same patient ID Re-attending within 3 months - Adults	620	4,912	12.6%	14.9%	15.4%	15.7%
% of FP17s for the same patient ID Re-attending between 3 & 9 months - Children	1,394	2,203	63.3%	58.4%	61.3%	58.9%
% of FP17s for the same patient ID Re-attending between 3 & 9 months - Adults	1,402	4,912	28.5%	49.0%	52.1%	50.8%
% of FP17s for Band 1 Urgent Courses	851	7,083	12.0%	9.7%	9.5%	9.1%
% of FP17s Relating to Free Repair or Replacements	25	7,083	0.4%	0.7%	0.6%	0.8%
% of FP17s Relating to Continuations	10	7,083	0.1%	0.6%	0.8%	0.9%
% of Patients satisfied with the dentistry they have received	6	6	N/A	92.3%	92.4%	92.5%
% of Patients satisfied with the time they had to wait for an appointment	6	6	N/A	84.2%	86.3%	87.0%

* This is based on patients treated on this contract for their most recent course of treatment. Figures in italics indicate the base number of FP17s or Patient Questionnaire responses are less than 100. N/A is shown where the base number of responses is less than 10 during the period. % is calculated as Quantity/Base number*100

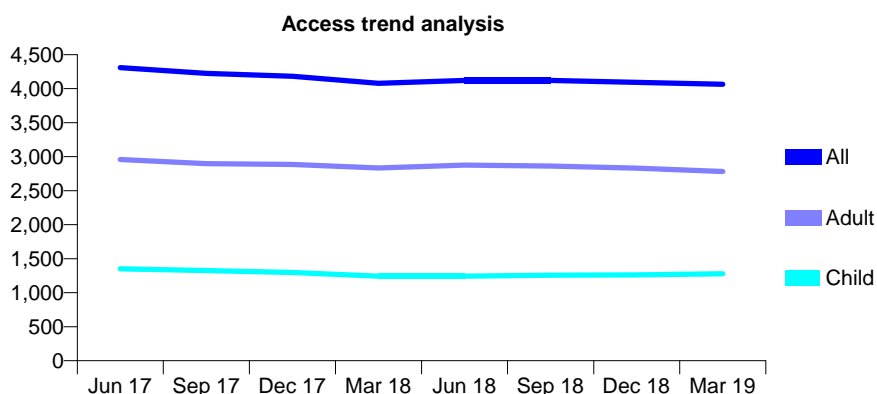
Q69 - Vital Signs At a Glance Contract Report for 338761/0002 - Year end March 2019

Name or company name	Broadshires Dental Practice
Contract type name	GDS Contract
Purpose of contract	General
Contract start date	01/04/2006
Contract end date	

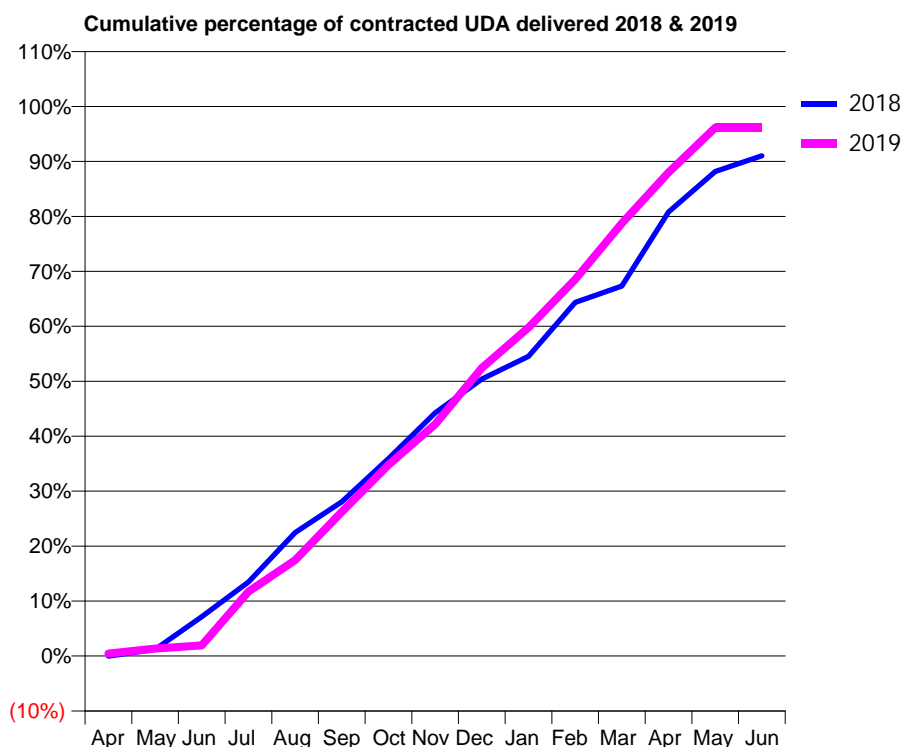
18/19 Contracted general activity (UDA)	11,111
Carry forward general activity (UDA)	0
18/19 Contracted orthodontic activity (UOA)	0
Carry forward orthodontic activity (UOA)	0
Baseline contract value	£270,236.42

ACCESS*

Patients seen in 24 months	Total	Change since previous quarter
Quarter ending March 2018	4,080	
Quarter ending June 2018	4,121	→
Quarter ending September 2018	4,120	→
Quarter ending December 2018	4,093	→
Quarter ending March 2019	4,064	→
Variance since March 2018	(0.4%)	→



ACTIVITY



Month	Adjusted Scheduled Activity (UDA)	
	2018	2019
April	-5	49
May	134	152
June	793	216
July	1,498	1,303
August	2,496	1,939
September	3,117	2,913
October	3,991	3,866
November	4,915	4,688
December	5,598	5,822
January	6,061	6,643
February	7,149	7,615
March	7,478	8,748
April	8,977	9,779
May	9,797	10,682
June	10,112	10,682

QUALITY

	Quantity	Base Number	Contract	AT	Region	England
% of FP17s for the same patient ID Re-attending within 3 months - Children	161	2,049	7.9%	11.4%	11.3%	11.8%
% of FP17s for the same patient ID Re-attending within 3 months - Adults	563	4,283	13.1%	14.9%	15.4%	15.7%
% of FP17s for the same patient ID Re-attending between 3 & 9 months - Children	1,191	2,049	58.1%	58.4%	61.3%	58.9%
% of FP17s for the same patient ID Re-attending between 3 & 9 months - Adults	2,512	4,283	58.7%	49.0%	52.1%	50.8%
% of FP17s for Band 1 Urgent Courses	532	5,673	9.4%	9.7%	9.5%	9.1%
% of FP17s Relating to Free Repair or Replacements	9	5,673	0.2%	0.7%	0.6%	0.8%
% of FP17s Relating to Continuations	56	5,673	1.0%	0.6%	0.8%	0.9%
% of Patients satisfied with the dentistry they have received	1	1	N/A	92.3%	92.4%	92.5%
% of Patients satisfied with the time they had to wait for an appointment	1	1	N/A	84.2%	86.3%	87.0%

* This is based on patients treated on this contract for their most recent course of treatment. Figures in italics indicate the base number of FP17s or Patient Questionnaire responses are less than 100. N/A is shown where the base number of responses is less than 10 during the period. % is calculated as Quantity/Base number*100

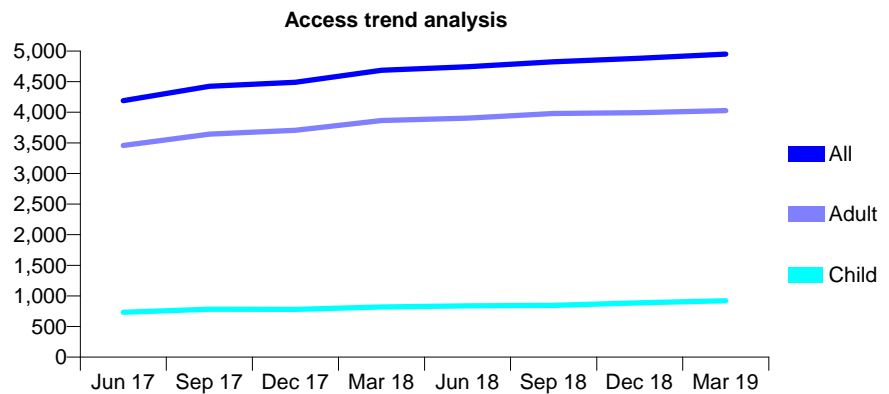
Q69 - Vital Signs At a Glance Contract Report for 339946/0001 - Year end March 2019

Name or company name	Mrs RK Kakad
Contract type name	GDS Contract
Purpose of contract	General
Contract start date	01/04/2006
Contract end date	

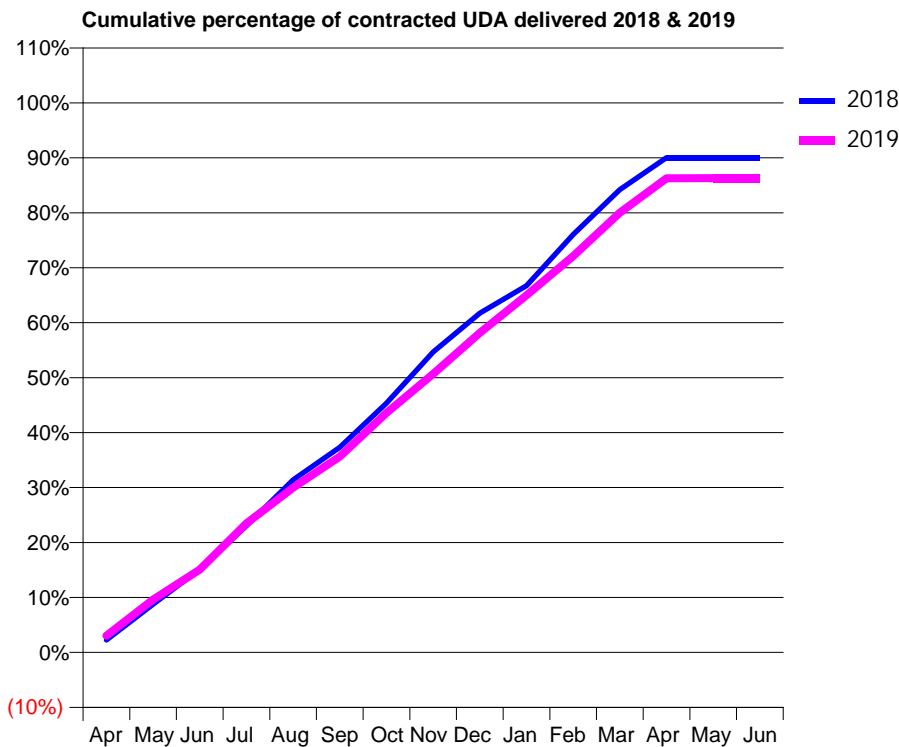
18/19 Contracted general activity (UDA)	17,125
Carry forward general activity (UDA)	0
18/19 Contracted orthodontic activity (UOA)	0
Carry forward orthodontic activity (UOA)	0
Baseline contract value	£378,550.26

ACCESS*

Patients seen in 24 months	Total	Change since previous quarter
Quarter ending March 2018	4,686	
Quarter ending June 2018	4,743	→
Quarter ending September 2018	4,825	→
Quarter ending December 2018	4,882	→
Quarter ending March 2019	4,951	→
Variance since March 2018	5.7%	↑



ACTIVITY



Month	Adjusted Scheduled Activity (UDA)	
	2018	2019
April	390	520
May	1,501	1,648
June	2,589	2,583
July	3,951	4,019
August	5,381	5,133
September	6,392	6,104
October	7,770	7,465
November	9,366	8,679
December	10,570	9,959
January	11,427	11,126
February	13,024	12,347
March	14,424	13,705
April	15,415	14,776
May	15,421	14,780
June	15,420	14,781

QUALITY

	Quantity	Base Number	Contract	AT	Region	England
% of FP17s for the same patient ID Re-attending within 3 months - Children	86	1,370	6.3%	11.4%	11.3%	11.8%
% of FP17s for the same patient ID Re-attending within 3 months - Adults	919	5,602	16.4%	14.9%	15.4%	15.7%
% of FP17s for the same patient ID Re-attending between 3 & 9 months - Children	840	1,370	61.3%	58.4%	61.3%	58.9%
% of FP17s for the same patient ID Re-attending between 3 & 9 months - Adults	2,976	5,602	53.1%	49.0%	52.1%	50.8%
% of FP17s for Band 1 Urgent Courses	702	6,984	10.1%	9.7%	9.5%	9.1%
% of FP17s Relating to Free Repair or Replacements	65	6,984	0.9%	0.7%	0.6%	0.8%
% of FP17s Relating to Continuations	75	6,984	1.1%	0.6%	0.8%	0.9%
% of Patients satisfied with the dentistry they have received	2	2	N/A	92.3%	92.4%	92.5%
% of Patients satisfied with the time they had to wait for an appointment	2	2	N/A	84.2%	86.3%	87.0%

* This is based on patients treated on this contract for their most recent course of treatment. Figures in italics indicate the base number of FP17s or Patient Questionnaire responses are less than 100. N/A is shown where the base number of responses is less than 10 during the period. % is calculated as Quantity/Base number*100

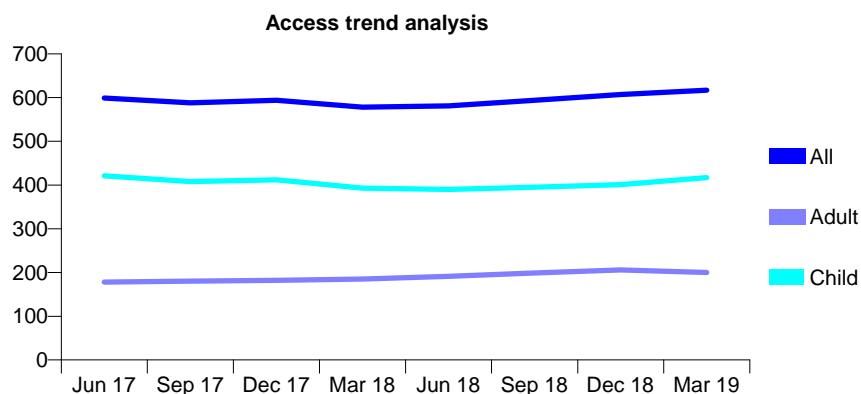
Q69 - Vital Signs At a Glance Contract Report for 341495/0001 - Year end March 2019

Name or company name	Byways Dental Practice
Contract type name	GDS Contract
Purpose of contract	General
Contract start date	01/04/2006
Contract end date	

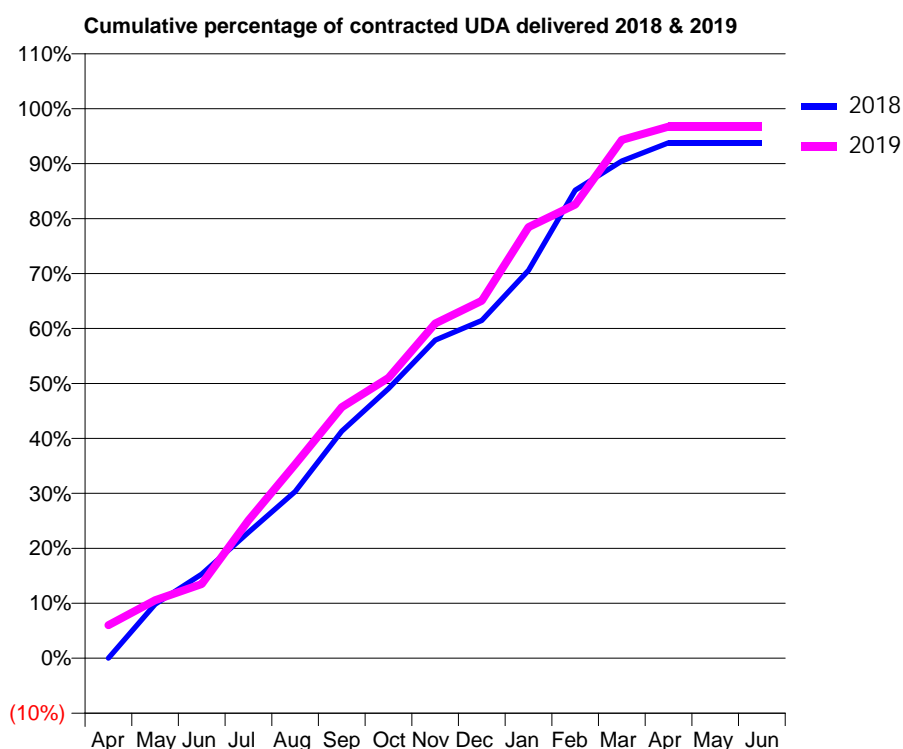
18/19 Contracted general activity (UDA)	2,359
Carry forward general activity (UDA)	0
18/19 Contracted orthodontic activity (UOA)	0
Carry forward orthodontic activity (UOA)	0
Baseline contract value	£62,872.04

ACCESS*

Patients seen in 24 months	Total	Change since previous quarter
Quarter ending March 2018	578	
Quarter ending June 2018	581	→
Quarter ending September 2018	594	↑
Quarter ending December 2018	607	↑
Quarter ending March 2019	617	→
Variance since March 2018	6.7%	↑



ACTIVITY



Month	Adjusted Scheduled Activity (UDA)	
	2018	2019
April	0	142
May	232	249
June	361	319
July	540	591
August	715	832
September	975	1,077
October	1,157	1,203
November	1,366	1,437
December	1,450	1,534
January	1,665	1,850
February	2,009	1,947
March	2,134	2,225
April	2,212	2,282
May	2,212	2,282
June	2,212	2,282

QUALITY

	Quantity	Base Number	Contract	AT	Region	England
% of FP17s for the same patient ID Re-attending within 3 months - Children	68	763	8.9%	11.4%	11.3%	11.8%
% of FP17s for the same patient ID Re-attending within 3 months - Adults	25	214	11.7%	14.9%	15.4%	15.7%
% of FP17s for the same patient ID Re-attending between 3 & 9 months - Children	504	763	66.1%	58.4%	61.3%	58.9%
% of FP17s for the same patient ID Re-attending between 3 & 9 months - Adults	121	214	56.5%	49.0%	52.1%	50.8%
% of FP17s for Band 1 Urgent Courses	32	976	3.3%	9.7%	9.5%	9.1%
% of FP17s Relating to Free Repair or Replacements	1	976	0.1%	0.7%	0.6%	0.8%
% of FP17s Relating to Continuations	3	976	0.3%	0.6%	0.8%	0.9%
% of Patients satisfied with the dentistry they have received	2	2	N/A	92.3%	92.4%	92.5%
% of Patients satisfied with the time they had to wait for an appointment	2	2	N/A	84.2%	86.3%	87.0%

* This is based on patients treated on this contract for their most recent course of treatment.

Figures in italics indicate the base number of FP17s or Patient Questionnaire responses are less than 100. N/A is shown where the base number of responses is less than 10 during the period. % is calculated as Quantity/Base number*100

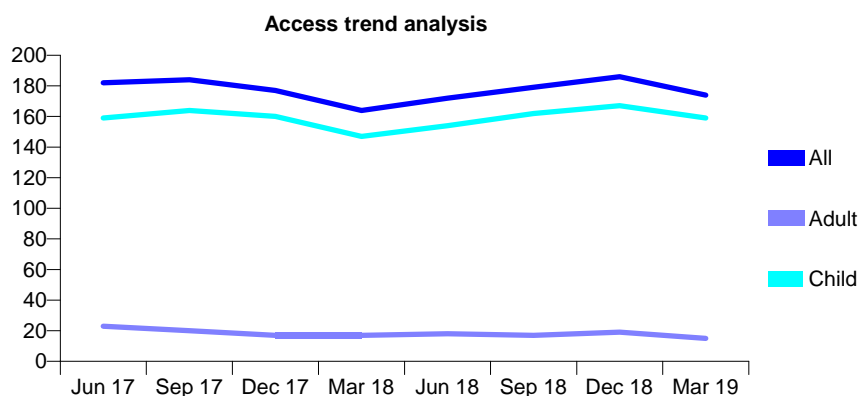
Q69 - Vital Signs At a Glance Contract Report for 343099/0001 - Year end March 2019

Name or company name	MRS E MUKSINOVIC
Contract type name	GDS Contract
Purpose of contract	General
Contract start date	01/04/2006
Contract end date	

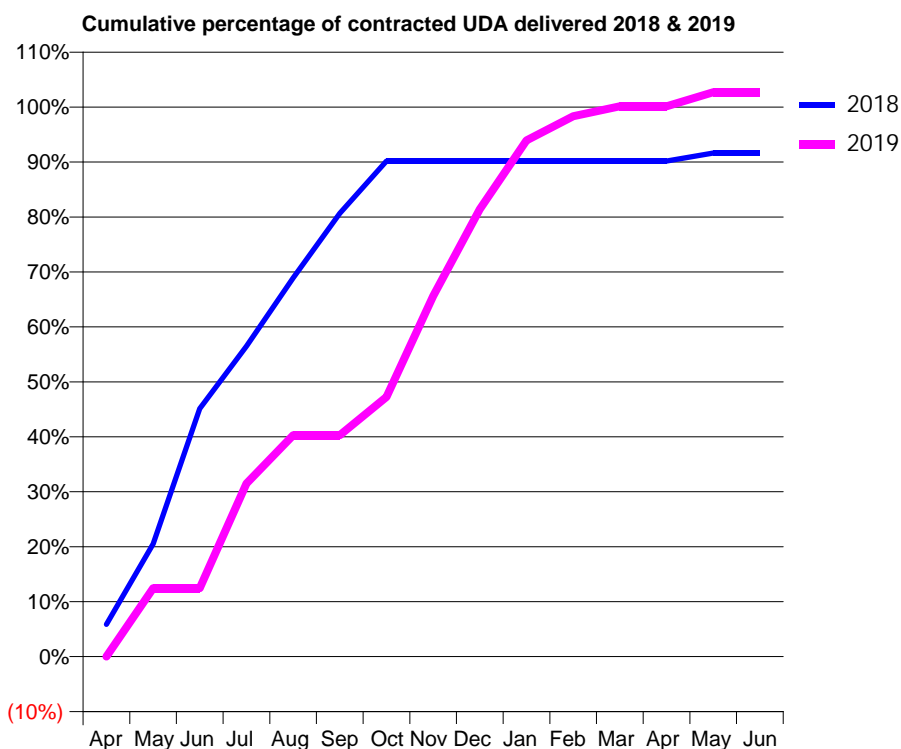
18/19 Contracted general activity (UDA)	273
Carry forward general activity (UDA)	0
18/19 Contracted orthodontic activity (UOA)	0
Carry forward orthodontic activity (UOA)	0
Baseline contract value	£6,638.19

ACCESS*

Patients seen in 24 months	Total	Change since previous quarter
Quarter ending March 2018	164	
Quarter ending June 2018	172	↑
Quarter ending September 2018	179	↑
Quarter ending December 2018	186	↑
Quarter ending March 2019	174	↓
Variance since March 2018	6.1%	↑



ACTIVITY



Month	Adjusted Scheduled Activity (UDA)	
	2018	2019
April	16	0
May	56	34
June	123	34
July	154	86
August	188	110
September	220	110
October	246	129
November	246	179
December	246	222
January	246	256
February	246	268
March	246	273
April	246	273
May	250	280
June	250	280

QUALITY

	Quantity	Base Number	Contract	AT	Region	England
% of FP17s for the same patient ID Re-attending within 3 months - Children	9	258	3.5%	11.4%	11.3%	11.8%
% of FP17s for the same patient ID Re-attending within 3 months - Adults	1	6	16.7%	14.9%	15.4%	15.7%
% of FP17s for the same patient ID Re-attending between 3 & 9 months - Children	125	258	48.4%	58.4%	61.3%	58.9%
% of FP17s for the same patient ID Re-attending between 3 & 9 months - Adults	1	6	16.7%	49.0%	52.1%	50.8%
% of FP17s for Band 1 Urgent Courses	2	209	1.0%	9.7%	9.5%	9.1%
% of FP17s Relating to Free Repair or Replacements	0	209	0.0%	0.7%	0.6%	0.8%
% of FP17s Relating to Continuations	0	209	0.0%	0.6%	0.8%	0.9%
% of Patients satisfied with the dentistry they have received	0	0	N/A	92.3%	92.4%	92.5%
% of Patients satisfied with the time they had to wait for an appointment	0	0	N/A	84.2%	86.3%	87.0%

* This is based on patients treated on this contract for their most recent course of treatment. Figures in italics indicate the base number of FP17s or Patient Questionnaire responses are less than 100. N/A is shown where the base number of responses is less than 10 during the period. % is calculated as Quantity/Base number*100

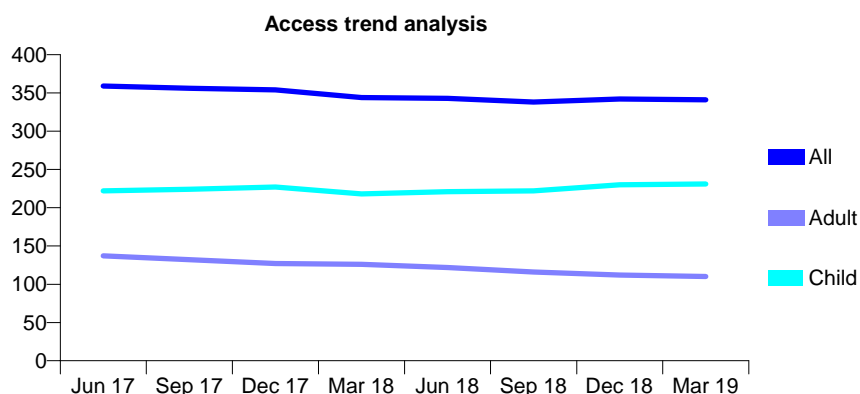
Q69 - Vital Signs At a Glance Contract Report for 344192/0001 - Year end March 2019

Name or company name	MR KV KARLEKAR
Contract type name	GDS Contract
Purpose of contract	General
Contract start date	01/09/2013
Contract end date	

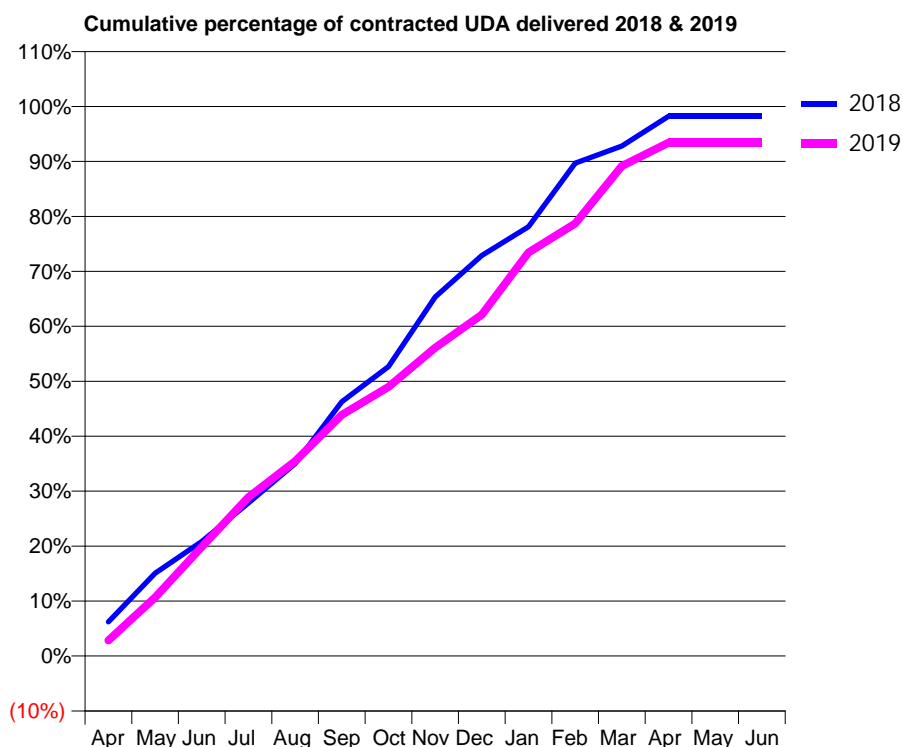
18/19 Contracted general activity (UDA)	1,141
Carry forward general activity (UDA)	20
18/19 Contracted orthodontic activity (UOA)	0
Carry forward orthodontic activity (UOA)	0
Baseline contract value	£29,725.70

ACCESS*

Patients seen in 24 months	Total	Change since previous quarter
Quarter ending March 2018	344	
Quarter ending June 2018	343	→
Quarter ending September 2018	338	↓
Quarter ending December 2018	342	→
Quarter ending March 2019	341	→
Variance since March 2018	(0.9%)	→



ACTIVITY



Month	Adjusted Scheduled Activity (UDA)	
	2018	2019
April	71	33
May	172	122
June	238	226
July	318	330
August	400	405
September	528	501
October	601	559
November	745	640
December	832	709
January	891	838
February	1,023	898
March	1,059	1,017
April	1,121	1,066
May	1,121	1,066
June	1,121	1,066

QUALITY

	Quantity	Base Number	Contract	AT	Region	England
% of FP17s for the same patient ID Re-attending within 3 months - Children	15	358	4.2%	11.4%	11.3%	11.8%
% of FP17s for the same patient ID Re-attending within 3 months - Adults	13	105	12.4%	14.9%	15.4%	15.7%
% of FP17s for the same patient ID Re-attending between 3 & 9 months - Children	208	358	58.1%	58.4%	61.3%	58.9%
% of FP17s for the same patient ID Re-attending between 3 & 9 months - Adults	55	105	52.4%	49.0%	52.1%	50.8%
% of FP17s for Band 1 Urgent Courses	29	456	6.4%	9.7%	9.5%	9.1%
% of FP17s Relating to Free Repair or Replacements	0	456	0.0%	0.7%	0.6%	0.8%
% of FP17s Relating to Continuations	3	456	0.7%	0.6%	0.8%	0.9%
% of Patients satisfied with the dentistry they have received	0	0	N/A	92.3%	92.4%	92.5%
% of Patients satisfied with the time they had to wait for an appointment	0	0	N/A	84.2%	86.3%	87.0%

* This is based on patients treated on this contract for their most recent course of treatment. Figures in italics indicate the base number of FP17s or Patient Questionnaire responses are less than 100. N/A is shown where the base number of responses is less than 10 during the period. % is calculated as Quantity/Base number*100

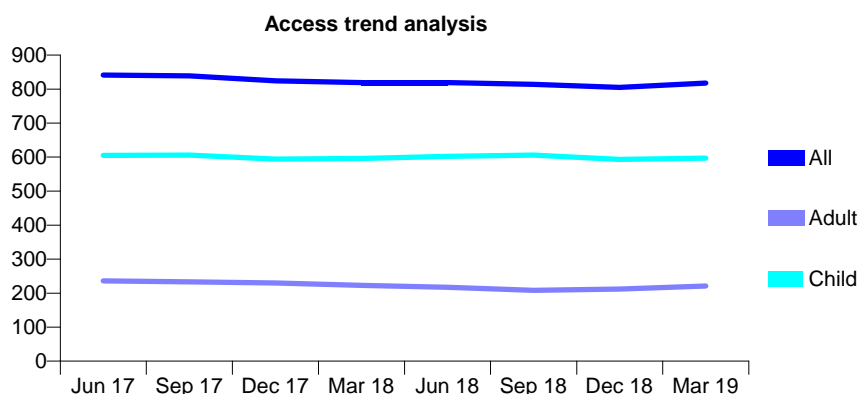
Q69 - Vital Signs At a Glance Contract Report for 344311/0001 - Year end March 2019

Name or company name	MR VG CHUGANI
Contract type name	GDS Contract
Purpose of contract	General
Contract start date	01/04/2006
Contract end date	

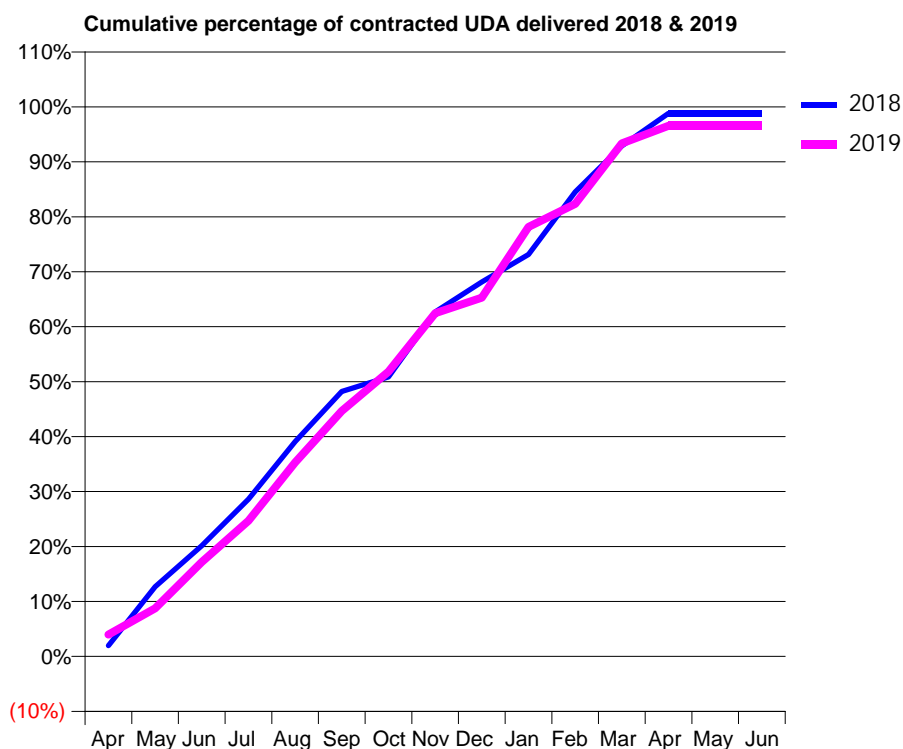
18/19 Contracted general activity (UDA)	1,570
Carry forward general activity (UDA)	18
18/19 Contracted orthodontic activity (UOA)	0
Carry forward orthodontic activity (UOA)	0
Baseline contract value	£38,167.63

ACCESS*

Patients seen in 24 months	Total	Change since previous quarter
Quarter ending March 2018	819	
Quarter ending June 2018	819	→
Quarter ending September 2018	814	→
Quarter ending December 2018	805	↓
Quarter ending March 2019	818	→
Variance since March 2018	(0.1%)	→



ACTIVITY



Month	2018	2019
April	31	62
May	199	137
June	316	269
July	449	388
August	614	555
September	757	701
October	798	814
November	984	981
December	1,070	1,025
January	1,148	1,227
February	1,327	1,293
March	1,458	1,465
April	1,552	1,516
May	1,552	1,516
June	1,552	1,516

QUALITY

	Quantity	Base Number	Contract	AT	Region	England
% of FP17s for the same patient ID Re-attending within 3 months - Children	91	1,016	9.0%	11.4%	11.3%	11.8%
% of FP17s for the same patient ID Re-attending within 3 months - Adults	24	190	12.6%	14.9%	15.4%	15.7%
% of FP17s for the same patient ID Re-attending between 3 & 9 months - Children	622	1,016	61.2%	58.4%	61.3%	58.9%
% of FP17s for the same patient ID Re-attending between 3 & 9 months - Adults	97	190	51.1%	49.0%	52.1%	50.8%
% of FP17s for Band 1 Urgent Courses	44	1,175	3.7%	9.7%	9.5%	9.1%
% of FP17s Relating to Free Repair or Replacements	0	1,175	0.0%	0.7%	0.6%	0.8%
% of FP17s Relating to Continuations	0	1,175	0.0%	0.6%	0.8%	0.9%
% of Patients satisfied with the dentistry they have received	1	1	N/A	92.3%	92.4%	92.5%
% of Patients satisfied with the time they had to wait for an appointment	1	1	N/A	84.2%	86.3%	87.0%

* This is based on patients treated on this contract for their most recent course of treatment. Figures in italics indicate the base number of FP17s or Patient Questionnaire responses are less than 100. N/A is shown where the base number of responses is less than 10 during the period. % is calculated as Quantity/Base number*100

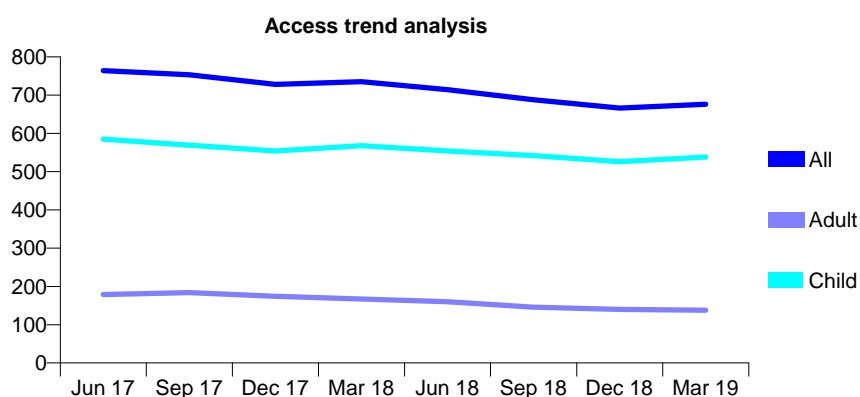
Q69 - Vital Signs At a Glance Contract Report for 351458/0001 - Year end March 2019

Name or company name	McAleavey and Padget
Contract type name	GDS Contract
Purpose of contract	General
Contract start date	01/04/2006
Contract end date	

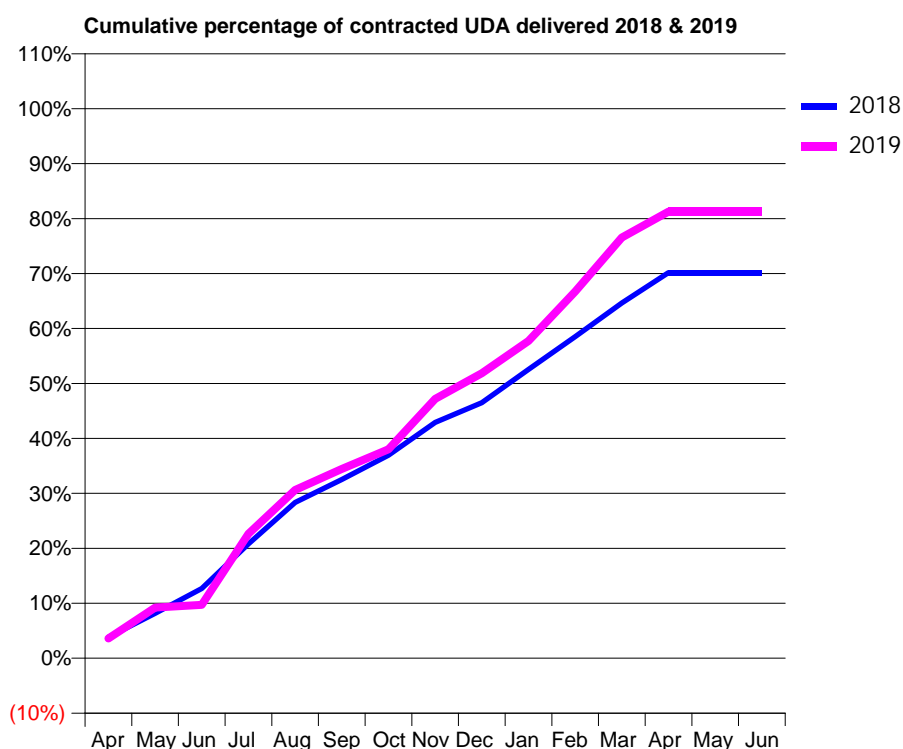
18/19 Contracted general activity (UDA)	1,443
Carry forward general activity (UDA)	0
18/19 Contracted orthodontic activity (UOA)	0
Carry forward orthodontic activity (UOA)	0
Baseline contract value	£34,984.13

ACCESS*

Patients seen in 24 months	Total	Change since previous quarter
Quarter ending March 2018	735	
Quarter ending June 2018	714	↓
Quarter ending September 2018	688	↓
Quarter ending December 2018	666	↓
Quarter ending March 2019	676	→
Variance since March 2018	(8.0%)	↓



ACTIVITY



Month	2018	2019
April	55	52
May	118	133
June	183	140
July	300	327
August	409	442
September	469	497
October	533	548
November	619	681
December	671	748
January	758	833
February	845	963
March	933	1,105
April	1,013	1,173
May	1,013	1,173
June	1,013	1,173

QUALITY

	Quantity	Base Number	Contract	AT	Region	England
% of FP17s for the same patient ID Re-attending within 3 months - Children	41	758	5.4%	11.4%	11.3%	11.8%
% of FP17s for the same patient ID Re-attending within 3 months - Adults	8	90	8.9%	14.9%	15.4%	15.7%
% of FP17s for the same patient ID Re-attending between 3 & 9 months - Children	373	758	49.2%	58.4%	61.3%	58.9%
% of FP17s for the same patient ID Re-attending between 3 & 9 months - Adults	40	90	44.4%	49.0%	52.1%	50.8%
% of FP17s for Band 1 Urgent Courses	13	829	1.6%	9.7%	9.5%	9.1%
% of FP17s Relating to Free Repair or Replacements	0	829	0.0%	0.7%	0.6%	0.8%
% of FP17s Relating to Continuations	16	829	1.9%	0.6%	0.8%	0.9%
% of Patients satisfied with the dentistry they have received	0	0	N/A	92.3%	92.4%	92.5%
% of Patients satisfied with the time they had to wait for an appointment	0	0	N/A	84.2%	86.3%	87.0%

* This is based on patients treated on this contract for their most recent course of treatment.

Figures in italics indicate the base number of FP17s or Patient Questionnaire responses are less than 100. N/A is shown where the base number of responses is less than 10 during the period. % is calculated as Quantity/Base number*100

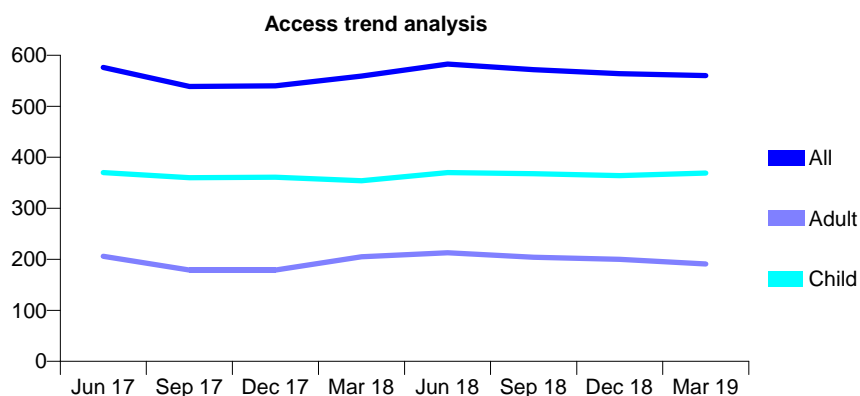
Q69 - Vital Signs At a Glance Contract Report for 353434/0001 - Year end March 2019

Name or company name	MR RS DHILLON
Contract type name	GDS Contract
Purpose of contract	General
Contract start date	01/04/2006
Contract end date	

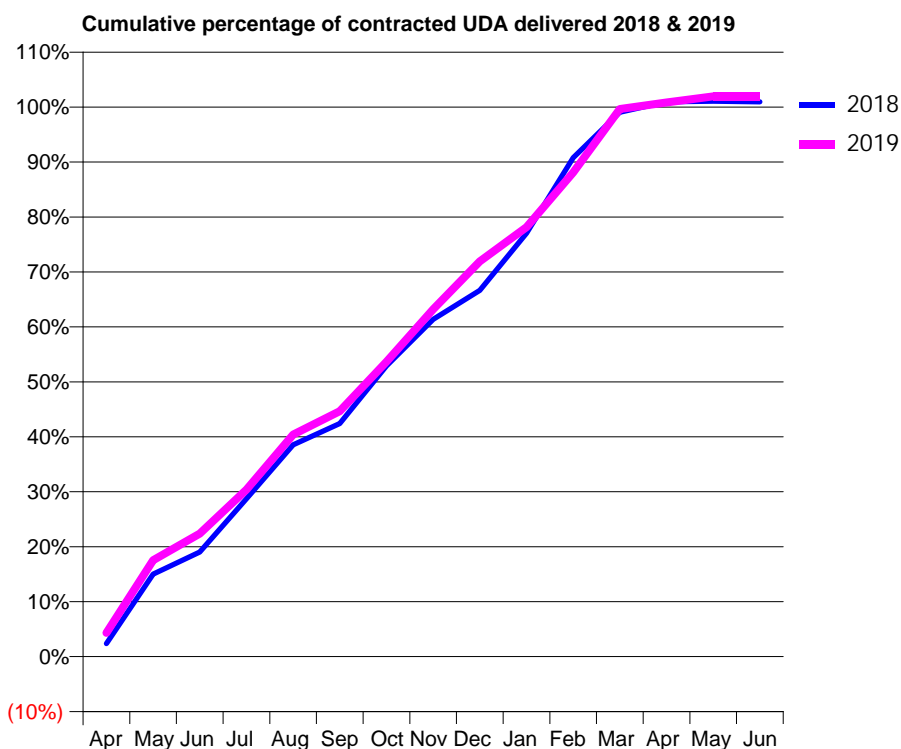
18/19 Contracted general activity (UDA)	1,018
Carry forward general activity (UDA)	-9
18/19 Contracted orthodontic activity (UOA)	0
Carry forward orthodontic activity (UOA)	0
Baseline contract value	£27,990.00

ACCESS*

Patients seen in 24 months	Total	Change since previous quarter
Quarter ending March 2018	559	
Quarter ending June 2018	583	↑
Quarter ending September 2018	572	↓
Quarter ending December 2018	564	↓
Quarter ending March 2019	560	→
Variance since March 2018	0.2%	→



ACTIVITY



Month	Adjusted Scheduled Activity (UDA)	
	2018	2019
April	24	44
May	153	179
June	194	228
July	293	309
August	392	411
September	432	455
October	538	546
November	625	643
December	678	732
January	784	796
February	924	897
March	1,009	1,014
April	1,028	1,027
May	1,029	1,038
June	1,028	1,038

QUALITY

	Quantity	Base Number	Contract	AT	Region	England
% of FP17s for the same patient ID Re-attending within 3 months - Children	24	526	4.6%	11.4%	11.3%	11.8%
% of FP17s for the same patient ID Re-attending within 3 months - Adults	19	186	10.2%	14.9%	15.4%	15.7%
% of FP17s for the same patient ID Re-attending between 3 & 9 months - Children	332	526	63.1%	58.4%	61.3%	58.9%
% of FP17s for the same patient ID Re-attending between 3 & 9 months - Adults	102	186	54.8%	49.0%	52.1%	50.8%
% of FP17s for Band 1 Urgent Courses	38	717	5.3%	9.7%	9.5%	9.1%
% of FP17s Relating to Free Repair or Replacements	2	717	0.3%	0.7%	0.6%	0.8%
% of FP17s Relating to Continuations	0	717	0.0%	0.6%	0.8%	0.9%
% of Patients satisfied with the dentistry they have received	0	0	N/A	92.3%	92.4%	92.5%
% of Patients satisfied with the time they had to wait for an appointment	0	0	N/A	84.2%	86.3%	87.0%

* This is based on patients treated on this contract for their most recent course of treatment. Figures in italics indicate the base number of FP17s or Patient Questionnaire responses are less than 100. N/A is shown where the base number of responses is less than 10 during the period. % is calculated as Quantity/Base number*100

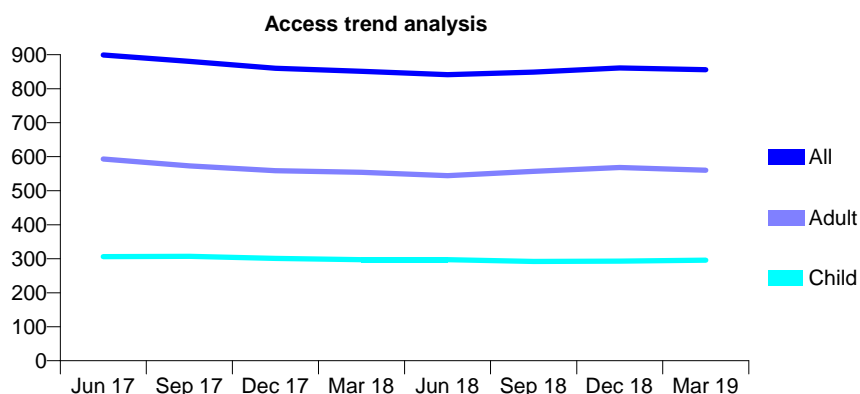
Q69 - Vital Signs At a Glance Contract Report for 355763/0001 - Year end March 2019

Name or company name	MR AJ DANDAPAT
Contract type name	GDS Contract
Purpose of contract	General
Contract start date	01/04/2006
Contract end date	

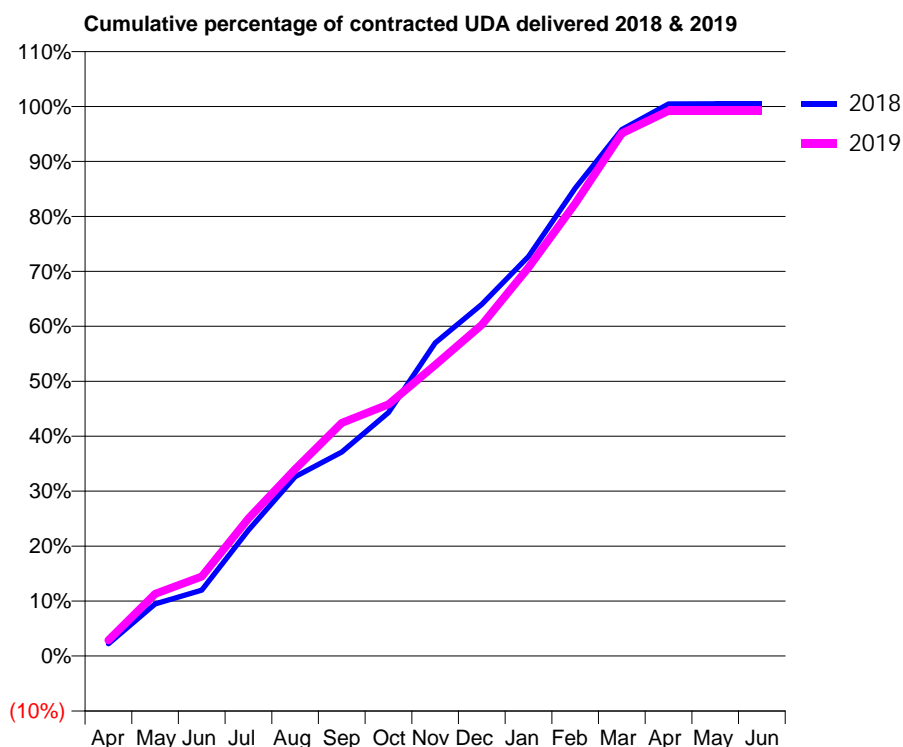
18/19 Contracted general activity (UDA)	3,556
Carry forward general activity (UDA)	-17
18/19 Contracted orthodontic activity (UOA)	0
Carry forward orthodontic activity (UOA)	0
Baseline contract value	£92,412.17

ACCESS*

Patients seen in 24 months	Total	Change since previous quarter
Quarter ending March 2018	851	
Quarter ending June 2018	841	↓
Quarter ending September 2018	849	→
Quarter ending December 2018	861	→
Quarter ending March 2019	856	→
Variance since March 2018	0.6%	→



ACTIVITY



Month	Adjusted Scheduled Activity (UDA)	
	2018	2019
April	80	102
May	337	402
June	427	515
July	815	890
August	1,160	1,209
September	1,320	1,509
October	1,575	1,629
November	2,026	1,883
December	2,276	2,143
January	2,585	2,514
February	3,028	2,928
March	3,407	3,382
April	3,572	3,527
May	3,573	3,527
June	3,573	3,527

QUALITY

	Quantity	Base Number	Contract	AT	Region	England
% of FP17s for the same patient ID Re-attending within 3 months - Children	88	656	13.4%	11.4%	11.3%	11.8%
% of FP17s for the same patient ID Re-attending within 3 months - Adults	82	803	10.2%	14.9%	15.4%	15.7%
% of FP17s for the same patient ID Re-attending between 3 & 9 months - Children	464	656	70.7%	58.4%	61.3%	58.9%
% of FP17s for the same patient ID Re-attending between 3 & 9 months - Adults	553	803	68.9%	49.0%	52.1%	50.8%
% of FP17s for Band 1 Urgent Courses	51	1,448	3.5%	9.7%	9.5%	9.1%
% of FP17s Relating to Free Repair or Replacements	41	1,448	2.8%	0.7%	0.6%	0.8%
% of FP17s Relating to Continuations	1	1,448	0.1%	0.6%	0.8%	0.9%
% of Patients satisfied with the dentistry they have received	0	0	N/A	92.3%	92.4%	92.5%
% of Patients satisfied with the time they had to wait for an appointment	0	0	N/A	84.2%	86.3%	87.0%

* This is based on patients treated on this contract for their most recent course of treatment. Figures in italics indicate the base number of FP17s or Patient Questionnaire responses are less than 100. N/A is shown where the base number of responses is less than 10 during the period. % is calculated as Quantity/Base number*100

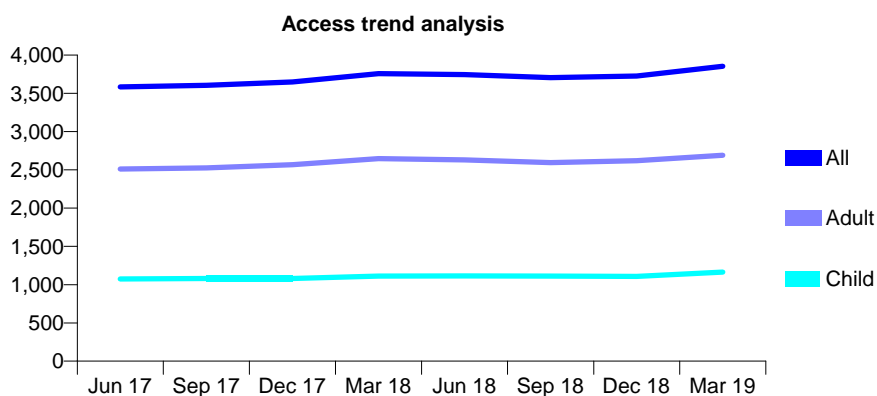
Q69 - Vital Signs At a Glance Contract Report for 356581/0001 - Year end March 2019

Name or company name	MR ZR ANWAR
Contract type name	GDS Contract
Purpose of contract	General
Contract start date	28/07/2012
Contract end date	

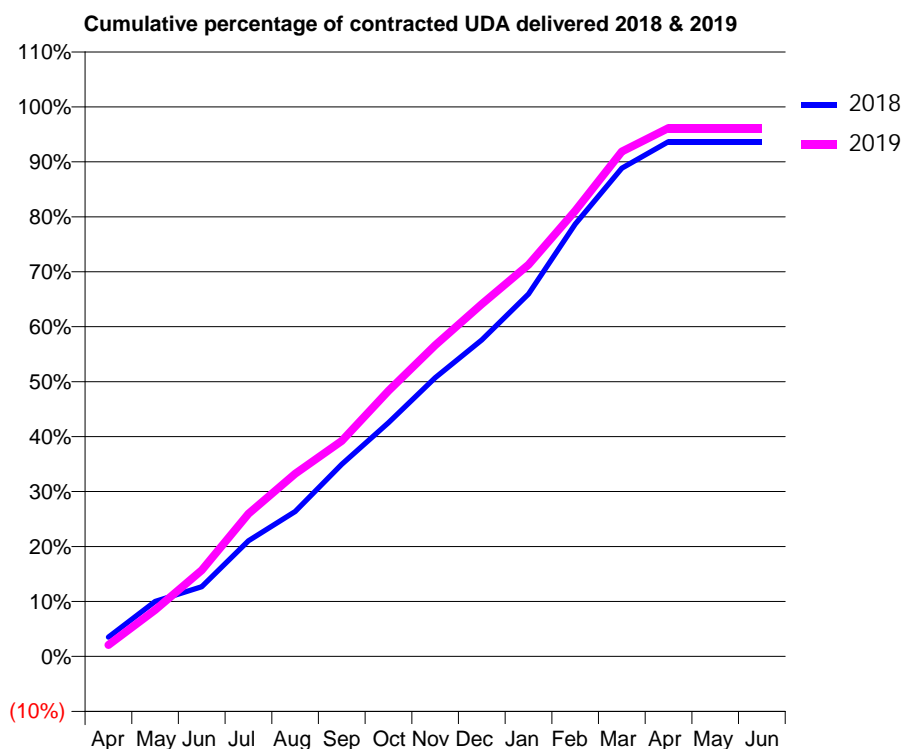
18/19 Contracted general activity (UDA)	10,111
Carry forward general activity (UDA)	203
18/19 Contracted orthodontic activity (UOA)	0
Carry forward orthodontic activity (UOA)	0
Baseline contract value	£242,578.34

ACCESS*

Patients seen in 24 months	Total	Change since previous quarter
Quarter ending March 2018	3,757	
Quarter ending June 2018	3,744	→
Quarter ending September 2018	3,705	↓
Quarter ending December 2018	3,725	→
Quarter ending March 2019	3,855	↑
Variance since March 2018	2.6%	↑



ACTIVITY



Month	Adjusted Scheduled Activity (UDA)	
	2018	2019
April	325	209
May	928	855
June	1,176	1,587
July	1,952	2,624
August	2,447	3,361
September	3,242	3,964
October	3,945	4,886
November	4,705	5,726
December	5,343	6,481
January	6,117	7,209
February	7,296	8,198
March	8,239	9,289
April	8,690	9,719
May	8,690	9,723
June	8,690	9,723

QUALITY

	Quantity	Base Number	Contract	AT	Region	England
% of FP17s for the same patient ID Re-attending within 3 months - Children	130	1,888	6.9%	11.4%	11.3%	11.8%
% of FP17s for the same patient ID Re-attending within 3 months - Adults	452	3,382	13.4%	14.9%	15.4%	15.7%
% of FP17s for the same patient ID Re-attending between 3 & 9 months - Children	1,250	1,888	66.2%	58.4%	61.3%	58.9%
% of FP17s for the same patient ID Re-attending between 3 & 9 months - Adults	1,435	3,382	42.4%	49.0%	52.1%	50.8%
% of FP17s for Band 1 Urgent Courses	421	5,075	8.3%	9.7%	9.5%	9.1%
% of FP17s Relating to Free Repair or Replacements	35	5,075	0.7%	0.7%	0.6%	0.8%
% of FP17s Relating to Continuations	8	5,075	0.2%	0.6%	0.8%	0.9%
% of Patients satisfied with the dentistry they have received	1	1	N/A	92.3%	92.4%	92.5%
% of Patients satisfied with the time they had to wait for an appointment	1	1	N/A	84.2%	86.3%	87.0%

* This is based on patients treated on this contract for their most recent course of treatment. Figures in italics indicate the base number of FP17s or Patient Questionnaire responses are less than 100. N/A is shown where the base number of responses is less than 10 during the period. % is calculated as Quantity/Base number*100

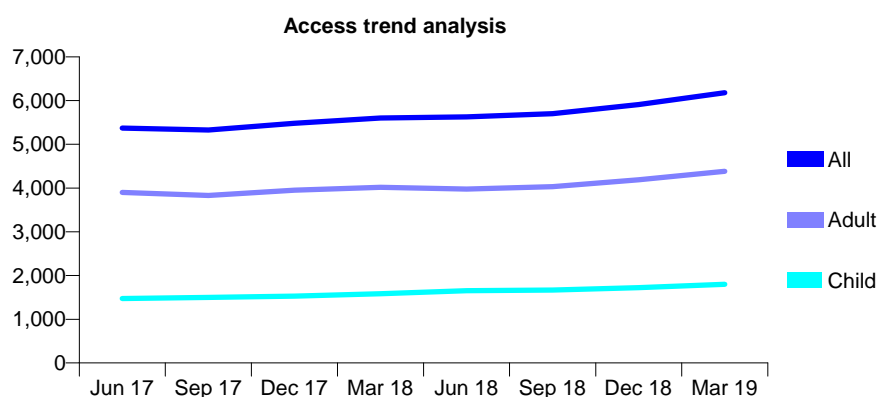
Q69 - Vital Signs At a Glance Contract Report for 359270/0019 - Year end March 2019

Name or company name	MR AF RAI
Contract type name	GDS Contract
Purpose of contract	General
Contract start date	01/11/2012
Contract end date	

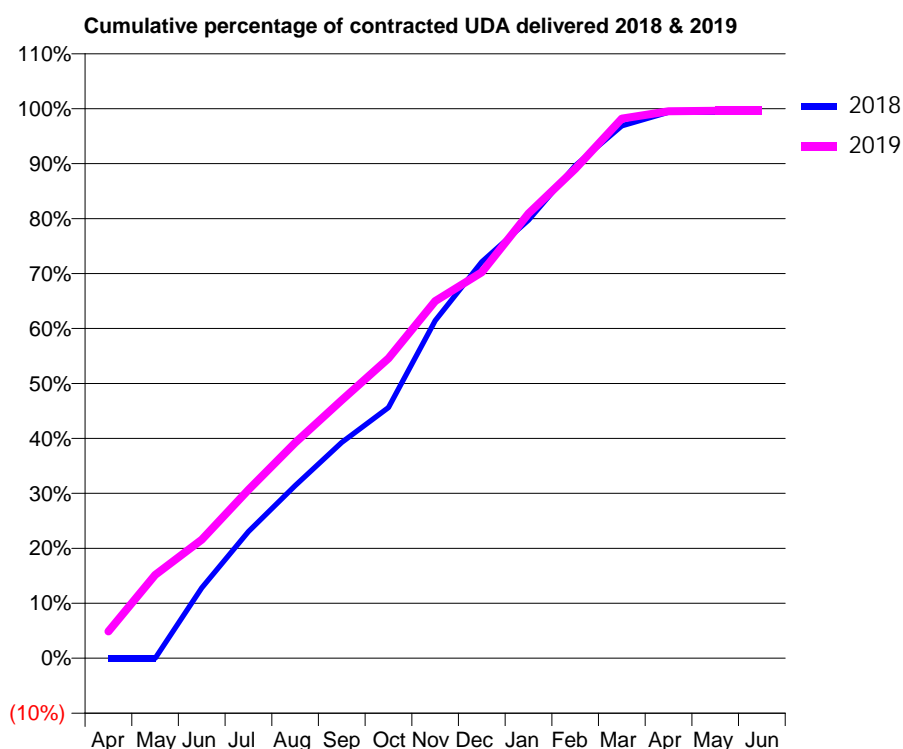
18/19 Contracted general activity (UDA)	14,300
Carry forward general activity (UDA)	84
18/19 Contracted orthodontic activity (UOA)	0
Carry forward orthodontic activity (UOA)	0
Baseline contract value	£356,726.66

ACCESS*

Patients seen in 24 months	Total	Change since previous quarter
Quarter ending March 2018	5,601	
Quarter ending June 2018	5,628	→
Quarter ending September 2018	5,698	→
Quarter ending December 2018	5,910	↑
Quarter ending March 2019	6,182	↑
Variance since March 2018	10.4%	↑



ACTIVITY



Adjusted Scheduled Activity (UDA)		
Month	2018	2019
April	-5	699
May	-5	2,165
June	1,663	3,084
July	2,999	4,384
August	4,083	5,609
September	5,106	6,717
October	5,930	7,803
November	7,986	9,295
December	9,374	10,046
January	10,364	11,571
February	11,652	12,733
March	12,597	14,037
April	12,916	14,233
May	12,916	14,243
June	12,916	14,243

QUALITY

	Quantity	Base Number	Contract	AT	Region	England
% of FP17s for the same patient ID Re-attending within 3 months - Children	157	2,461	6.4%	11.4%	11.3%	11.8%
% of FP17s for the same patient ID Re-attending within 3 months - Adults	753	5,289	14.2%	14.9%	15.4%	15.7%
% of FP17s for the same patient ID Re-attending between 3 & 9 months - Children	1,405	2,461	57.1%	58.4%	61.3%	58.9%
% of FP17s for the same patient ID Re-attending between 3 & 9 months - Adults	2,267	5,289	42.9%	49.0%	52.1%	50.8%
% of FP17s for Band 1 Urgent Courses	1,045	7,713	13.5%	9.7%	9.5%	9.1%
% of FP17s Relating to Free Repair or Replacements	73	7,713	0.9%	0.7%	0.6%	0.8%
% of FP17s Relating to Continuations	64	7,713	0.8%	0.6%	0.8%	0.9%
% of Patients satisfied with the dentistry they have received	5	5	N/A	92.3%	92.4%	92.5%
% of Patients satisfied with the time they had to wait for an appointment	4	5	N/A	84.2%	86.3%	87.0%

* This is based on patients treated on this contract for their most recent course of treatment.

Figures in italics indicate the base number of FP17s or Patient Questionnaire responses are less than 100. N/A is shown where the base number of responses is less than 10 during the period. % is calculated as Quantity/Base number*100

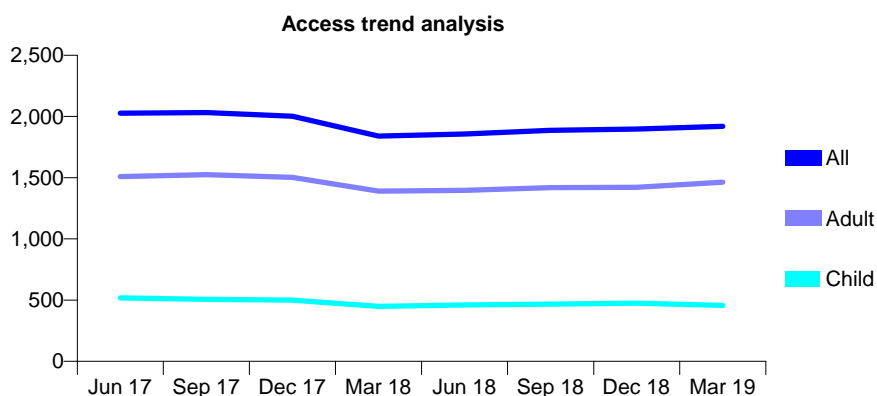
Q69 - Vital Signs At a Glance Contract Report for 360589/0001 - Year end March 2019

Name or company name	Carling Dental Practice
Contract type name	GDS Contract
Purpose of contract	General
Contract start date	01/04/2006
Contract end date	

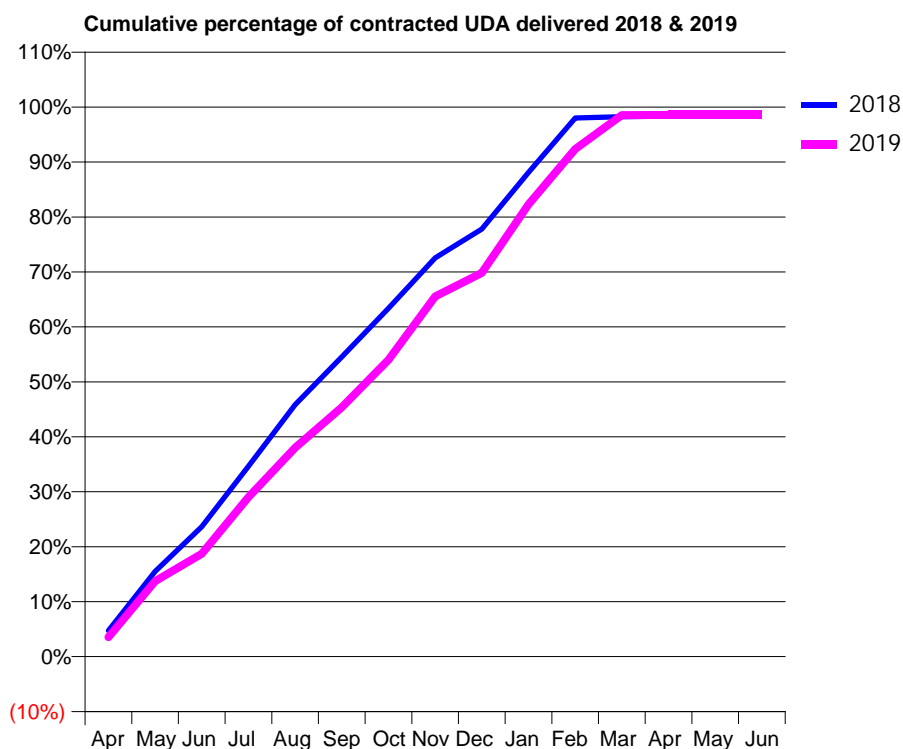
18/19 Contracted general activity (UDA)	5,446
Carry forward general activity (UDA)	88
18/19 Contracted orthodontic activity (UOA)	0
Carry forward orthodontic activity (UOA)	0
Baseline contract value	£151,661.35

ACCESS*

Patients seen in 24 months	Total	Change since previous quarter
Quarter ending March 2018	1,840	
Quarter ending June 2018	1,857	→
Quarter ending September 2018	1,887	→
Quarter ending December 2018	1,897	→
Quarter ending March 2019	1,920	→
Variance since March 2018	4.3%	↑



ACTIVITY



Month	Adjusted Scheduled Activity (UDA)	
	2018	2019
April	258	194
May	845	749
June	1,288	1,020
July	1,886	1,580
August	2,497	2,070
September	2,970	2,471
October	3,452	2,941
November	3,953	3,568
December	4,236	3,803
January	4,799	4,481
February	5,337	5,029
March	5,350	5,366
April	5,357	5,367
May	5,357	5,367
June	5,357	5,367

QUALITY

	Quantity	Base Number	Contract	AT	Region	England
% of FP17s for the same patient ID Re-attending within 3 months - Children	61	761	8.0%	11.4%	11.3%	11.8%
% of FP17s for the same patient ID Re-attending within 3 months - Adults	251	2,087	12.0%	14.9%	15.4%	15.7%
% of FP17s for the same patient ID Re-attending between 3 & 9 months - Children	399	761	52.4%	58.4%	61.3%	58.9%
% of FP17s for the same patient ID Re-attending between 3 & 9 months - Adults	877	2,087	42.0%	49.0%	52.1%	50.8%
% of FP17s for Band 1 Urgent Courses	366	2,846	12.9%	9.7%	9.5%	9.1%
% of FP17s Relating to Free Repair or Replacements	60	2,846	2.1%	0.7%	0.6%	0.8%
% of FP17s Relating to Continuations	0	2,846	0.0%	0.6%	0.8%	0.9%
% of Patients satisfied with the dentistry they have received	1	1	N/A	92.3%	92.4%	92.5%
% of Patients satisfied with the time they had to wait for an appointment	1	1	N/A	84.2%	86.3%	87.0%

* This is based on patients treated on this contract for their most recent course of treatment. Figures in italics indicate the base number of FP17s or Patient Questionnaire responses are less than 100. N/A is shown where the base number of responses is less than 10 during the period. % is calculated as Quantity/Base number*100

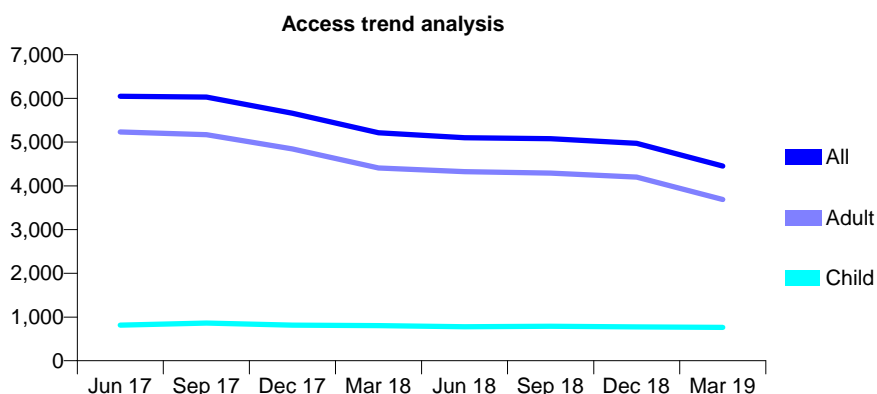
Q69 - Vital Signs At a Glance Contract Report for 385905/0001 - Year end March 2019

Name or company name	Mr S Kaura and Mr T Tariq
Contract type name	GDS Contract
Purpose of contract	General
Contract start date	01/04/2006
Contract end date	

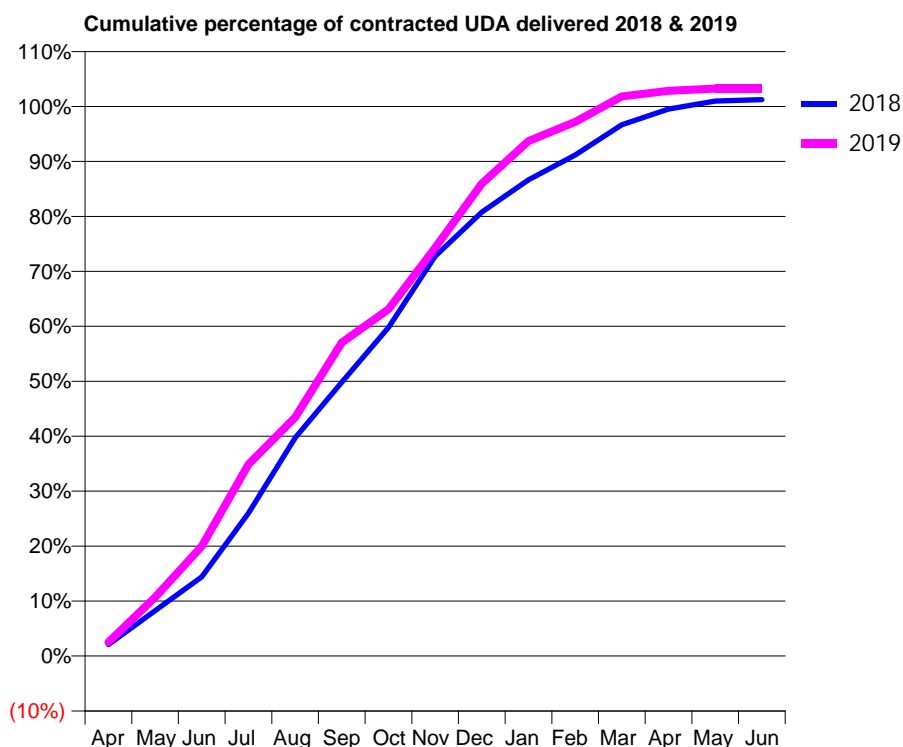
18/19 Contracted general activity (UDA)	11,986
Carry forward general activity (UDA)	-136
18/19 Contracted orthodontic activity (UOA)	0
Carry forward orthodontic activity (UOA)	0
Baseline contract value	£351,235.10

ACCESS*

Patients seen in 24 months	Total	Change since previous quarter
Quarter ending March 2018	5,213	
Quarter ending June 2018	5,102	↓
Quarter ending September 2018	5,076	→
Quarter ending December 2018	4,974	↓
Quarter ending March 2019	4,451	↓
Variance since March 2018	(14.6%)	↓



ACTIVITY



Month	Adjusted Scheduled Activity (UDA)	
	2018	2019
April	229	304
May	901	1,284
June	1,569	2,393
July	2,833	4,182
August	4,327	5,204
September	5,429	6,836
October	6,513	7,562
November	7,930	8,906
December	8,803	10,302
January	9,443	11,231
February	9,933	11,651
March	10,533	12,205
April	10,846	12,324
May	11,005	12,374
June	11,033	12,374

QUALITY

	Quantity	Base Number	Contract	AT	Region	England
% of FP17s for the same patient ID Re-attending within 3 months - Children	102	972	10.5%	11.4%	11.3%	11.8%
% of FP17s for the same patient ID Re-attending within 3 months - Adults	576	4,096	14.1%	14.9%	15.4%	15.7%
% of FP17s for the same patient ID Re-attending between 3 & 9 months - Children	299	972	30.8%	58.4%	61.3%	58.9%
% of FP17s for the same patient ID Re-attending between 3 & 9 months - Adults	992	4,096	24.2%	49.0%	52.1%	50.8%
% of FP17s for Band 1 Urgent Courses	1,547	4,919	31.4%	9.7%	9.5%	9.1%
% of FP17s Relating to Free Repair or Replacements	10	4,919	0.2%	0.7%	0.6%	0.8%
% of FP17s Relating to Continuations	14	4,919	0.3%	0.6%	0.8%	0.9%
% of Patients satisfied with the dentistry they have received	3	3	N/A	92.3%	92.4%	92.5%
% of Patients satisfied with the time they had to wait for an appointment	3	3	N/A	84.2%	86.3%	87.0%

* This is based on patients treated on this contract for their most recent course of treatment. Figures in italics indicate the base number of FP17s or Patient Questionnaire responses are less than 100. N/A is shown where the base number of responses is less than 10 during the period. % is calculated as Quantity/Base number*100

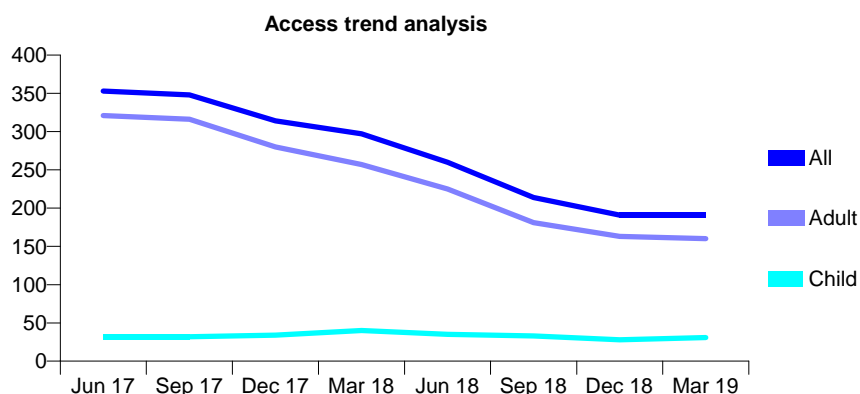
Q69 - Vital Signs At a Glance Contract Report for 385905/0003 - Year end March 2019

Name or company name	Mr S Kaura and Mr T Tariq
Contract type name	PDS Contract
Purpose of contract	General
Contract start date	01/04/2006
Contract end date	31/03/2021

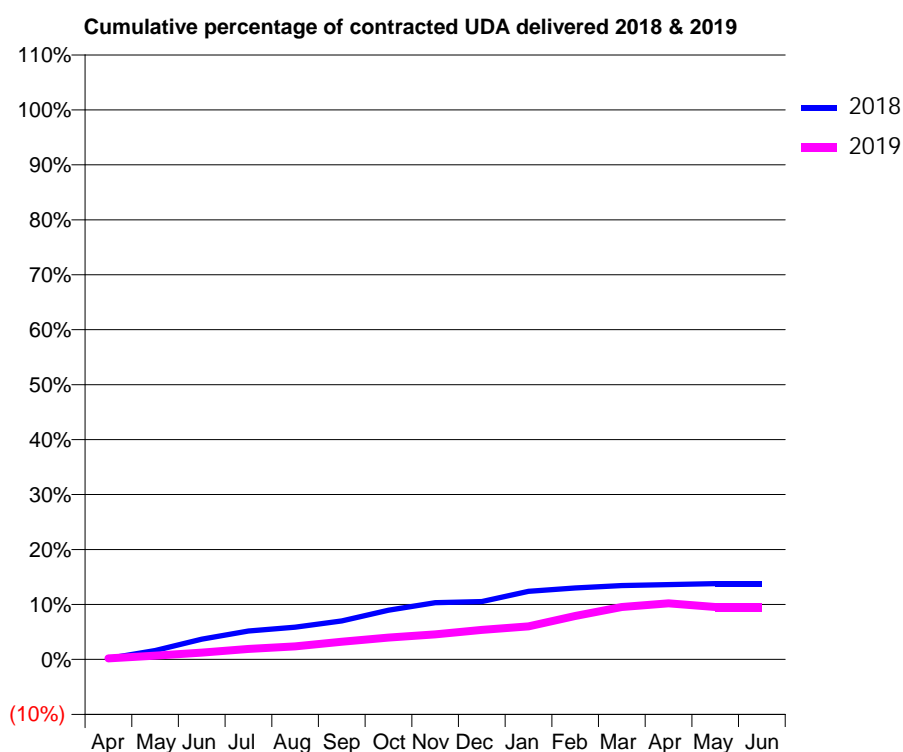
18/19 Contracted general activity (UDA)	3,488
Carry forward general activity (UDA)	0
18/19 Contracted orthodontic activity (UOA)	0
Carry forward orthodontic activity (UOA)	0
Baseline contract value	£105,734.25

ACCESS*

Patients seen in 24 months	Total	Change since previous quarter
Quarter ending March 2018	297	
Quarter ending June 2018	260	↓
Quarter ending September 2018	214	↓
Quarter ending December 2018	191	↓
Quarter ending March 2019	191	→
Variance since March 2018	(35.7%)	↓



ACTIVITY



Month	Adjusted Scheduled Activity (UDA)	
	2018	2019
April	7	6
May	56	24
June	129	43
July	181	67
August	205	82
September	244	112
October	312	139
November	360	159
December	368	188
January	432	210
February	454	275
March	469	333
April	475	356
May	481	333
June	481	333

QUALITY

	Quantity	Base Number	Contract	AT	Region	England
% of FP17s for the same patient ID Re-attending within 3 months - Children	0	56	0.0%	11.4%	11.3%	11.8%
% of FP17s for the same patient ID Re-attending within 3 months - Adults	6	210	2.9%	14.9%	15.4%	15.7%
% of FP17s for the same patient ID Re-attending between 3 & 9 months - Children	0	56	0.0%	58.4%	61.3%	58.9%
% of FP17s for the same patient ID Re-attending between 3 & 9 months - Adults	0	210	0.0%	49.0%	52.1%	50.8%
% of FP17s for Band 1 Urgent Courses	257	272	94.5%	9.7%	9.5%	9.1%
% of FP17s Relating to Free Repair or Replacements	0	272	0.0%	0.7%	0.6%	0.8%
% of FP17s Relating to Continuations	0	272	0.0%	0.6%	0.8%	0.9%
% of Patients satisfied with the dentistry they have received	0	0	N/A	92.3%	92.4%	92.5%
% of Patients satisfied with the time they had to wait for an appointment	0	0	N/A	84.2%	86.3%	87.0%

* This is based on patients treated on this contract for their most recent course of treatment. Figures in italics indicate the base number of FP17s or Patient Questionnaire responses are less than 100. N/A is shown where the base number of responses is less than 10 during the period. % is calculated as Quantity/Base number*100

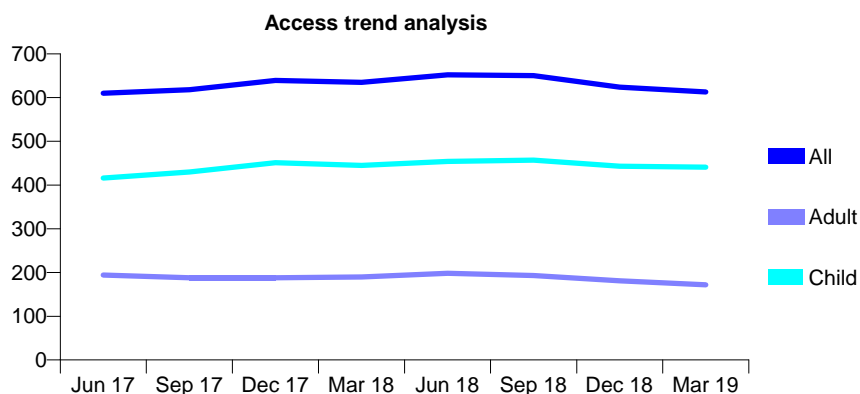
Q69 - Vital Signs At a Glance Contract Report for 566039/0005 - Year end March 2019

Name or company name	Woodstock Dental Practice Partnership
Contract type name	GDS Contract
Purpose of contract	General
Contract start date	01/04/2006
Contract end date	

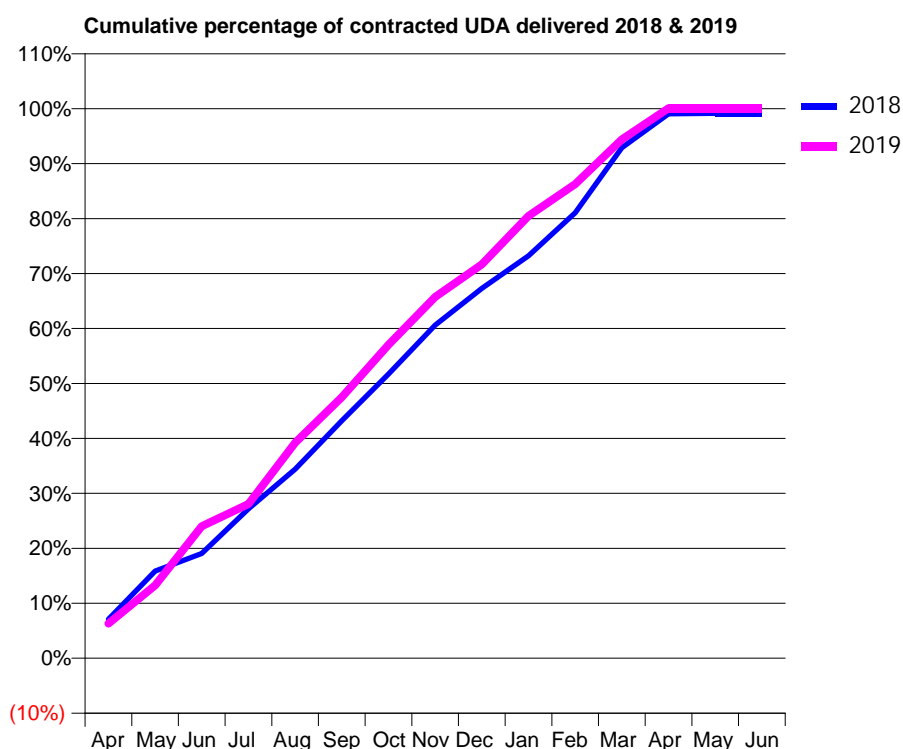
18/19 Contracted general activity (UDA)	1,050
Carry forward general activity (UDA)	9
18/19 Contracted orthodontic activity (UOA)	0
Carry forward orthodontic activity (UOA)	0
Baseline contract value	£28,539.76

ACCESS*

Patients seen in 24 months	Total	Change since previous quarter
Quarter ending March 2018	635	
Quarter ending June 2018	652	↑
Quarter ending September 2018	650	→
Quarter ending December 2018	624	↓
Quarter ending March 2019	613	↓
Variance since March 2018	(3.5%)	↓



ACTIVITY



Month	2018	2019
April	78	66
May	174	139
June	210	252
July	299	295
August	378	412
September	475	498
October	569	599
November	667	690
December	740	752
January	805	845
February	892	906
March	1,022	991
April	1,090	1,051
May	1,091	1,051
June	1,091	1,051

QUALITY

	Quantity	Base Number	Contract	AT	Region	England
% of FP17s for the same patient ID Re-attending within 3 months - Children	36	599	6.0%	11.4%	11.3%	11.8%
% of FP17s for the same patient ID Re-attending within 3 months - Adults	16	146	11.0%	14.9%	15.4%	15.7%
% of FP17s for the same patient ID Re-attending between 3 & 9 months - Children	330	599	55.1%	58.4%	61.3%	58.9%
% of FP17s for the same patient ID Re-attending between 3 & 9 months - Adults	52	146	35.6%	49.0%	52.1%	50.8%
% of FP17s for Band 1 Urgent Courses	15	734	2.0%	9.7%	9.5%	9.1%
% of FP17s Relating to Free Repair or Replacements	0	734	0.0%	0.7%	0.6%	0.8%
% of FP17s Relating to Continuations	0	734	0.0%	0.6%	0.8%	0.9%
% of Patients satisfied with the dentistry they have received	0	0	N/A	92.3%	92.4%	92.5%
% of Patients satisfied with the time they had to wait for an appointment	0	0	N/A	84.2%	86.3%	87.0%

* This is based on patients treated on this contract for their most recent course of treatment.

Figures in italics indicate the base number of FP17s or Patient Questionnaire responses are less than 100. N/A is shown where the base number of responses is less than 10 during the period. % is calculated as Quantity/Base number*100

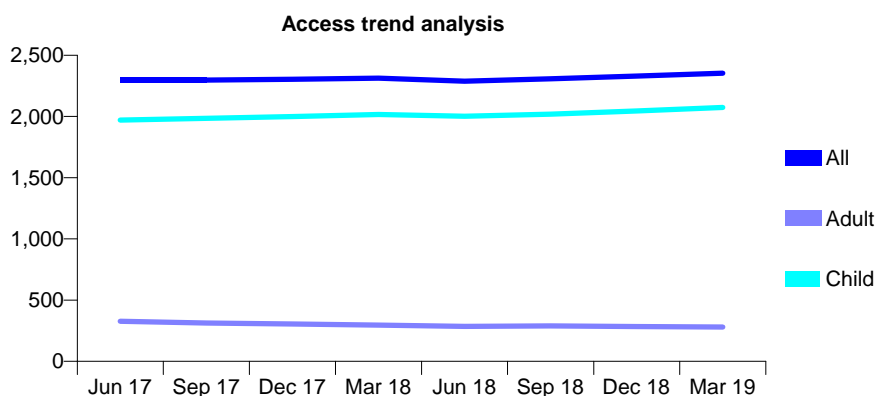
Q69 - Vital Signs At a Glance Contract Report for 566551/0001 - Year end March 2019

Name or company name	MR GB DERRY
Contract type name	GDS Contract
Purpose of contract	General
Contract start date	01/04/2006
Contract end date	

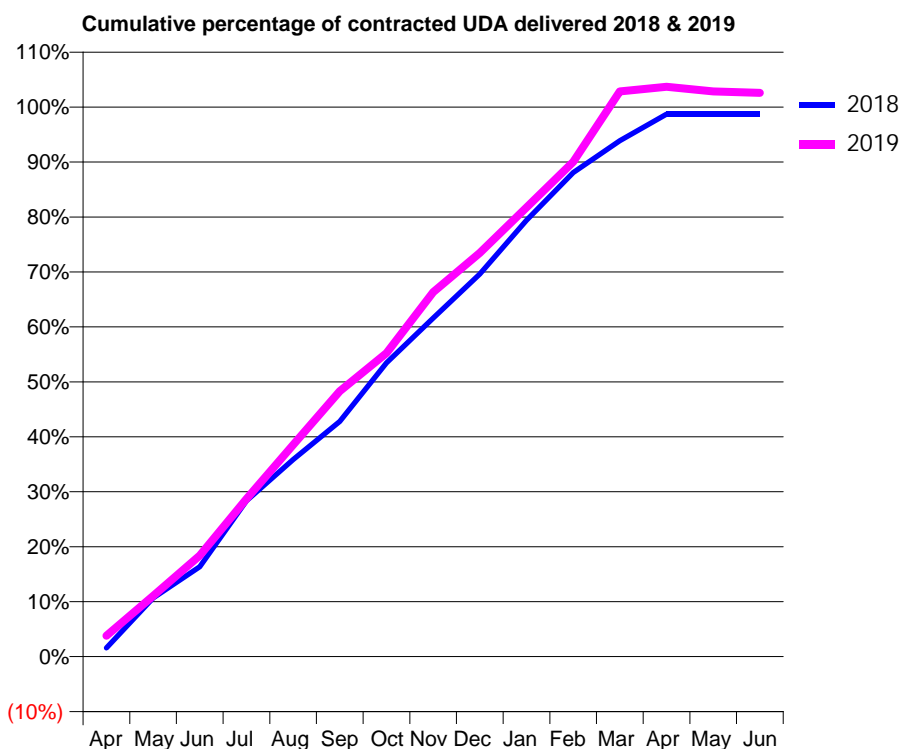
18/19 Contracted general activity (UDA)	5,000
Carry forward general activity (UDA)	64
18/19 Contracted orthodontic activity (UOA)	0
Carry forward orthodontic activity (UOA)	0
Baseline contract value	£139,195.97

ACCESS*

Patients seen in 24 months	Total	Change since previous quarter
Quarter ending March 2018	2,313	
Quarter ending June 2018	2,288	↓
Quarter ending September 2018	2,308	→
Quarter ending December 2018	2,330	→
Quarter ending March 2019	2,354	→
Variance since March 2018	1.8%	→



ACTIVITY



Month	Adjusted Scheduled Activity (UDA)	
	2018	2019
April	80	190
May	534	553
June	817	920
July	1,418	1,435
August	1,793	1,928
September	2,139	2,415
October	2,672	2,763
November	3,081	3,317
December	3,480	3,673
January	3,969	4,088
February	4,404	4,502
March	4,694	5,142
April	4,936	5,184
May	4,936	5,142
June	4,936	5,130

QUALITY

	Quantity	Base Number	Contract	AT	Region	England
% of FP17s for the same patient ID Re-attending within 3 months - Children	381	4,020	9.5%	11.4%	11.3%	11.8%
% of FP17s for the same patient ID Re-attending within 3 months - Adults	9	192	4.7%	14.9%	15.4%	15.7%
% of FP17s for the same patient ID Re-attending between 3 & 9 months - Children	2,897	4,020	72.1%	58.4%	61.3%	58.9%
% of FP17s for the same patient ID Re-attending between 3 & 9 months - Adults	152	192	79.2%	49.0%	52.1%	50.8%
% of FP17s for Band 1 Urgent Courses	180	4,043	4.5%	9.7%	9.5%	9.1%
% of FP17s Relating to Free Repair or Replacements	0	4,043	0.0%	0.7%	0.6%	0.8%
% of FP17s Relating to Continuations	0	4,043	0.0%	0.6%	0.8%	0.9%
% of Patients satisfied with the dentistry they have received	0	0	N/A	92.3%	92.4%	92.5%
% of Patients satisfied with the time they had to wait for an appointment	0	0	N/A	84.2%	86.3%	87.0%

* This is based on patients treated on this contract for their most recent course of treatment. Figures in italics indicate the base number of FP17s or Patient Questionnaire responses are less than 100. N/A is shown where the base number of responses is less than 10 during the period. % is calculated as Quantity/Base number*100

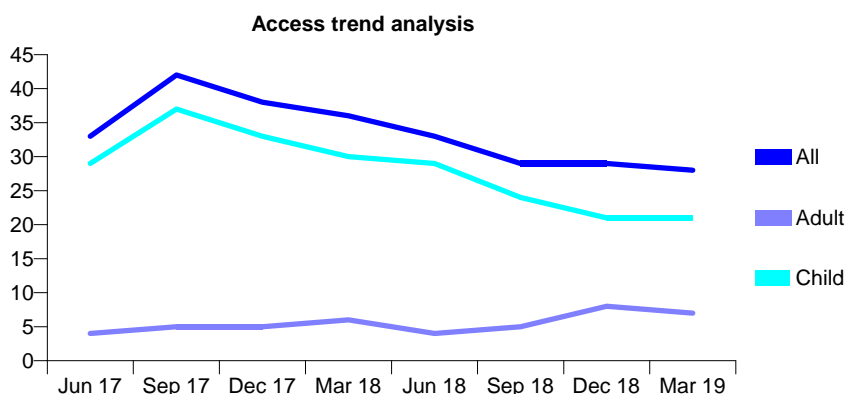
Q69 - Vital Signs At a Glance Contract Report for 568430/0001 - Year end March 2019

Name or company name	MR PG CRUCI
Contract type name	GDS Contract
Purpose of contract	General
Contract start date	01/04/2006
Contract end date	04/07/2018

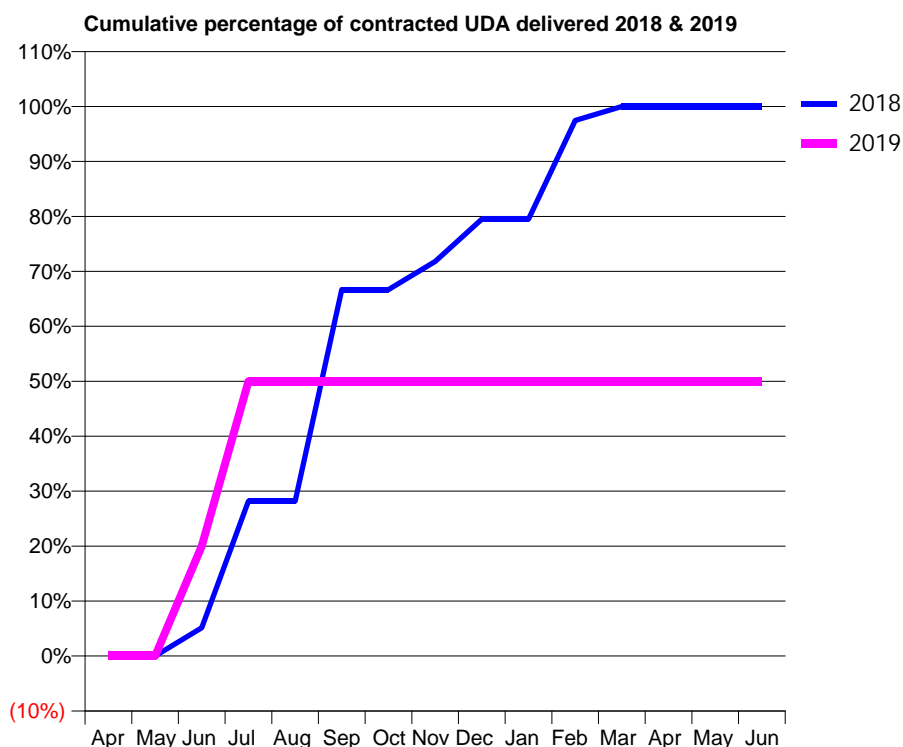
18/19 Contracted general activity (UDA)	10
Carry forward general activity (UDA)	0
18/19 Contracted orthodontic activity (UOA)	0
Carry forward orthodontic activity (UOA)	0
Baseline contract value	£243.44

ACCESS*

Patients seen in 24 months	Total	Change since previous quarter
Quarter ending March 2018	36	
Quarter ending June 2018	33	↓
Quarter ending September 2018	29	↓
Quarter ending December 2018	29	→
Quarter ending March 2019	28	↓
Variance since March 2018	(22.2%)	↓



ACTIVITY



Month	Adjusted Scheduled Activity (UDA)	
	2018	2019
April	0	0
May	0	0
June	2	2
July	11	5
August	11	5
September	26	5
October	26	5
November	28	5
December	31	5
January	31	5
February	38	5
March	39	5
April	39	5
May	39	5
June	39	5

QUALITY

	Quantity	Base Number	Contract	AT	Region	England
% of FP17s for the same patient ID Re-attending within 3 months - Children	0	6	0.0%	11.4%	11.3%	11.8%
% of FP17s for the same patient ID Re-attending within 3 months - Adults	0	0	N/A	14.9%	15.4%	15.7%
% of FP17s for the same patient ID Re-attending between 3 & 9 months - Children	1	6	16.7%	58.4%	61.3%	58.9%
% of FP17s for the same patient ID Re-attending between 3 & 9 months - Adults	0	0	N/A	49.0%	52.1%	50.8%
% of FP17s for Band 1 Urgent Courses	0	5	0.0%	9.7%	9.5%	9.1%
% of FP17s Relating to Free Repair or Replacements	0	5	0.0%	0.7%	0.6%	0.8%
% of FP17s Relating to Continuations	0	5	0.0%	0.6%	0.8%	0.9%
% of Patients satisfied with the dentistry they have received	0	0	N/A	92.3%	92.4%	92.5%
% of Patients satisfied with the time they had to wait for an appointment	0	0	N/A	84.2%	86.3%	87.0%

* This is based on patients treated on this contract for their most recent course of treatment. Figures in italics indicate the base number of FP17s or Patient Questionnaire responses are less than 100. N/A is shown where the base number of responses is less than 10 during the period. % is calculated as Quantity/Base number*100

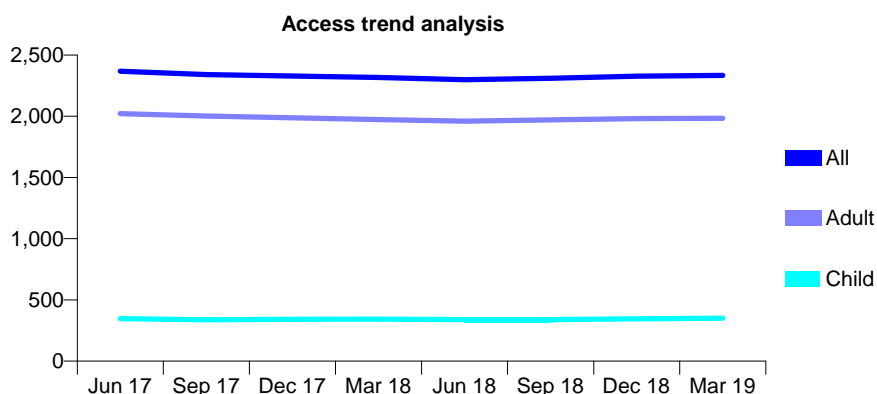
Q69 - Vital Signs At a Glance Contract Report for 575682/0001 - Year end March 2019

Name or company name	Coull, Patel & Taftt
Contract type name	GDS Contract
Purpose of contract	General
Contract start date	01/04/2006
Contract end date	

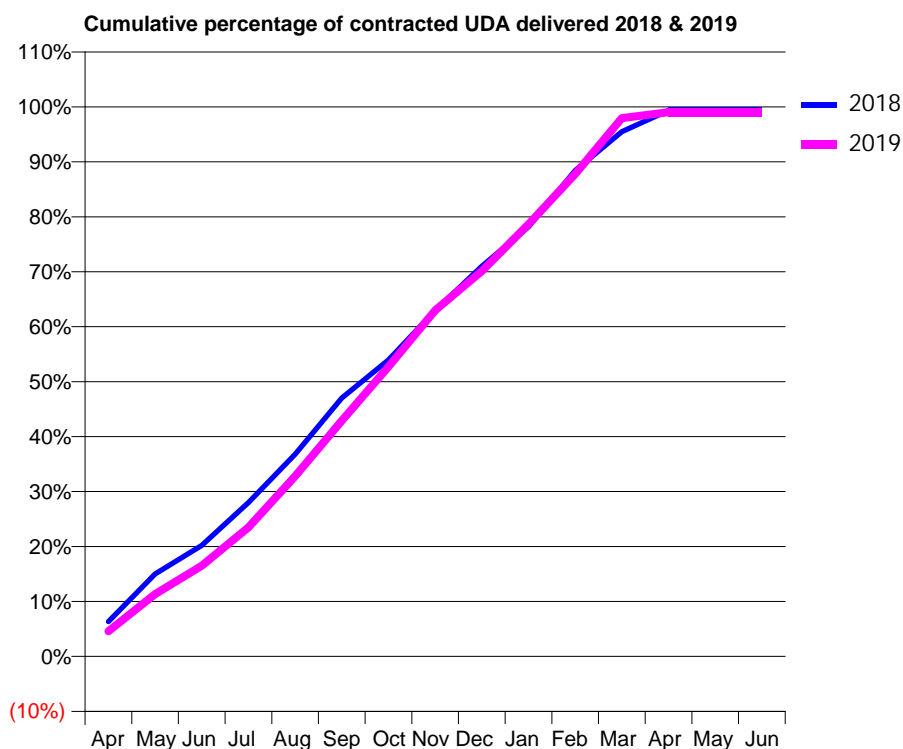
18/19 Contracted general activity (UDA)	6,812
Carry forward general activity (UDA)	44
18/19 Contracted orthodontic activity (UOA)	0
Carry forward orthodontic activity (UOA)	0
Baseline contract value	£165,638.10

ACCESS*

Patients seen in 24 months	Total	Change since previous quarter
Quarter ending March 2018	2,317	
Quarter ending June 2018	2,299	→
Quarter ending September 2018	2,310	→
Quarter ending December 2018	2,327	→
Quarter ending March 2019	2,334	→
Variance since March 2018	0.7%	→



ACTIVITY



Month	Adjusted Scheduled Activity (UDA)	
	2018	2019
April	432	313
May	1,023	772
June	1,377	1,125
July	1,909	1,602
August	2,507	2,235
September	3,203	2,921
October	3,676	3,592
November	4,287	4,291
December	4,836	4,777
January	5,325	5,357
February	6,025	5,981
March	6,503	6,672
April	6,766	6,746
May	6,766	6,746
June	6,767	6,746

QUALITY

	Quantity	Base Number	Contract	AT	Region	England
% of FP17s for the same patient ID Re-attending within 3 months - Children	19	536	3.5%	11.4%	11.3%	11.8%
% of FP17s for the same patient ID Re-attending within 3 months - Adults	236	3,002	7.9%	14.9%	15.4%	15.7%
% of FP17s for the same patient ID Re-attending between 3 & 9 months - Children	366	536	68.3%	58.4%	61.3%	58.9%
% of FP17s for the same patient ID Re-attending between 3 & 9 months - Adults	1,927	3,002	64.2%	49.0%	52.1%	50.8%
% of FP17s for Band 1 Urgent Courses	198	3,448	5.7%	9.7%	9.5%	9.1%
% of FP17s Relating to Free Repair or Replacements	8	3,448	0.2%	0.7%	0.6%	0.8%
% of FP17s Relating to Continuations	26	3,448	0.8%	0.6%	0.8%	0.9%
% of Patients satisfied with the dentistry they have received	1	1	N/A	92.3%	92.4%	92.5%
% of Patients satisfied with the time they had to wait for an appointment	1	1	N/A	84.2%	86.3%	87.0%

* This is based on patients treated on this contract for their most recent course of treatment. Figures in italics indicate the base number of FP17s or Patient Questionnaire responses are less than 100. N/A is shown where the base number of responses is less than 10 during the period. % is calculated as Quantity/Base number*100

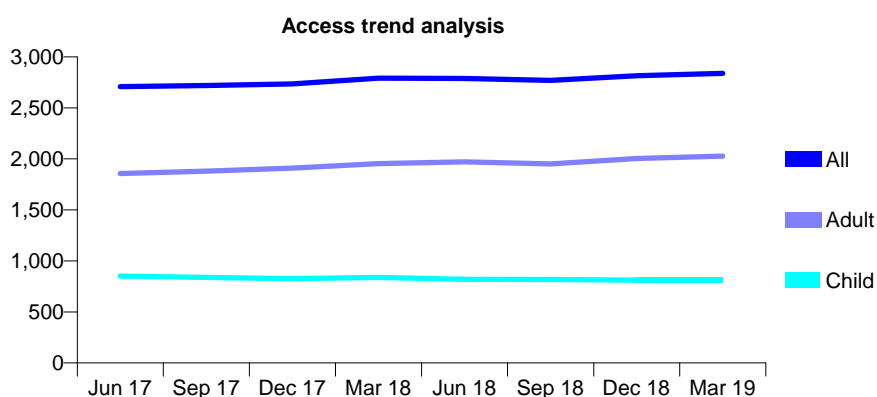
Q69 - Vital Signs At a Glance Contract Report for 578967/0001 - Year end March 2019

Name or company name	Lion House Dental Practice
Contract type name	GDS Contract
Purpose of contract	General
Contract start date	01/04/2006
Contract end date	

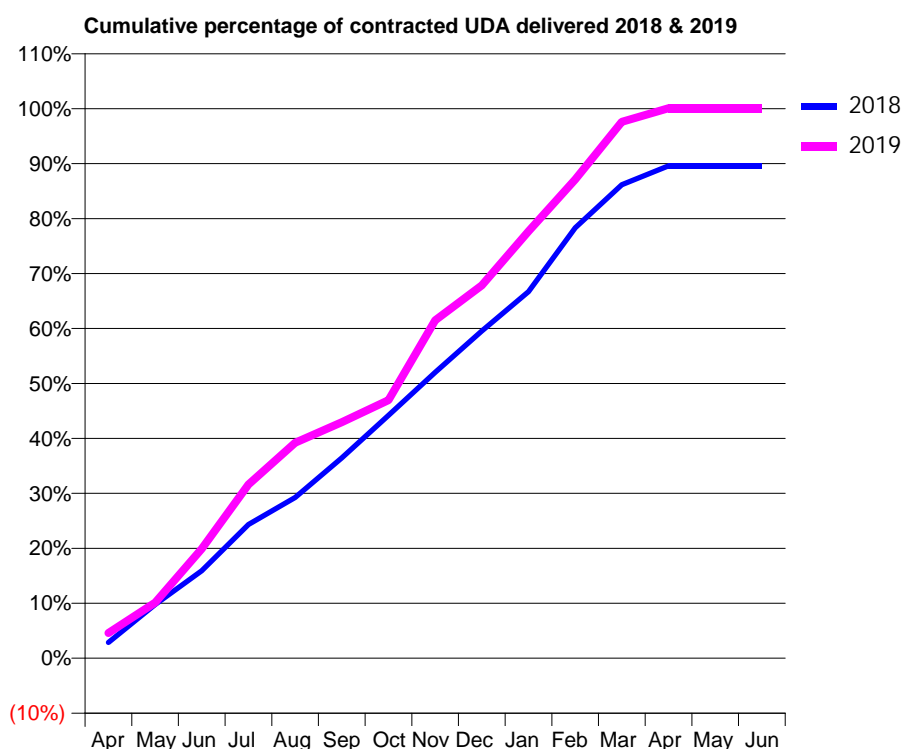
18/19 Contracted general activity (UDA)	7,646
Carry forward general activity (UDA)	0
18/19 Contracted orthodontic activity (UOA)	0
Carry forward orthodontic activity (UOA)	0
Baseline contract value	£185,917.36

ACCESS*

Patients seen in 24 months	Total	Change since previous quarter
Quarter ending March 2018	2,792	
Quarter ending June 2018	2,789	→
Quarter ending September 2018	2,769	→
Quarter ending December 2018	2,815	→
Quarter ending March 2019	2,839	→
Variance since March 2018	1.7%	→



ACTIVITY



Month	Adjusted Scheduled Activity (UDA)	
	2018	2019
April	219	351
May	746	774
June	1,218	1,523
July	1,859	2,416
August	2,237	2,999
September	2,785	3,283
October	3,380	3,591
November	3,979	4,700
December	4,553	5,188
January	5,100	5,940
February	5,989	6,659
March	6,589	7,461
April	6,850	7,651
May	6,851	7,651
June	6,851	7,651

QUALITY

	Quantity	Base Number	Contract	AT	Region	England
% of FP17s for the same patient ID Re-attending within 3 months - Children	110	1,402	7.8%	11.4%	11.3%	11.8%
% of FP17s for the same patient ID Re-attending within 3 months - Adults	355	2,720	13.1%	14.9%	15.4%	15.7%
% of FP17s for the same patient ID Re-attending between 3 & 9 months - Children	915	1,402	65.3%	58.4%	61.3%	58.9%
% of FP17s for the same patient ID Re-attending between 3 & 9 months - Adults	1,404	2,720	51.6%	49.0%	52.1%	50.8%
% of FP17s for Band 1 Urgent Courses	331	4,095	8.1%	9.7%	9.5%	9.1%
% of FP17s Relating to Free Repair or Replacements	32	4,095	0.8%	0.7%	0.6%	0.8%
% of FP17s Relating to Continuations	31	4,095	0.8%	0.6%	0.8%	0.9%
% of Patients satisfied with the dentistry they have received	2	2	N/A	92.3%	92.4%	92.5%
% of Patients satisfied with the time they had to wait for an appointment	2	2	N/A	84.2%	86.3%	87.0%

* This is based on patients treated on this contract for their most recent course of treatment. Figures in italics indicate the base number of FP17s or Patient Questionnaire responses are less than 100. N/A is shown where the base number of responses is less than 10 during the period. % is calculated as Quantity/Base number*100

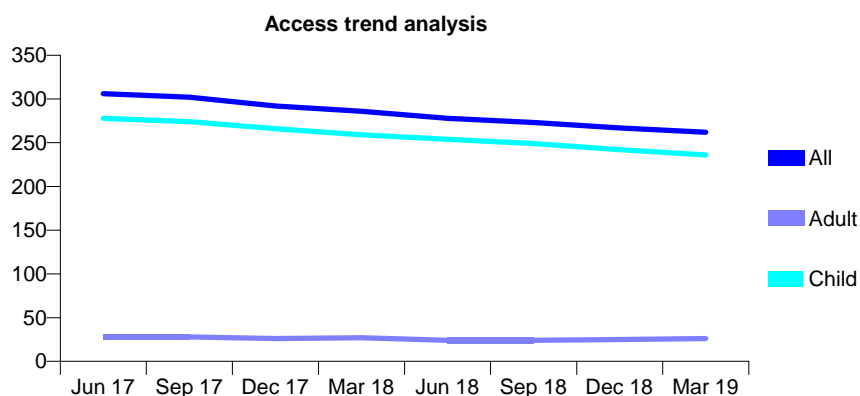
Q69 - Vital Signs At a Glance Contract Report for 630209/0001 - Year end March 2019

Name or company name	MR CR NIXON
Contract type name	GDS Contract
Purpose of contract	General
Contract start date	01/04/2006
Contract end date	

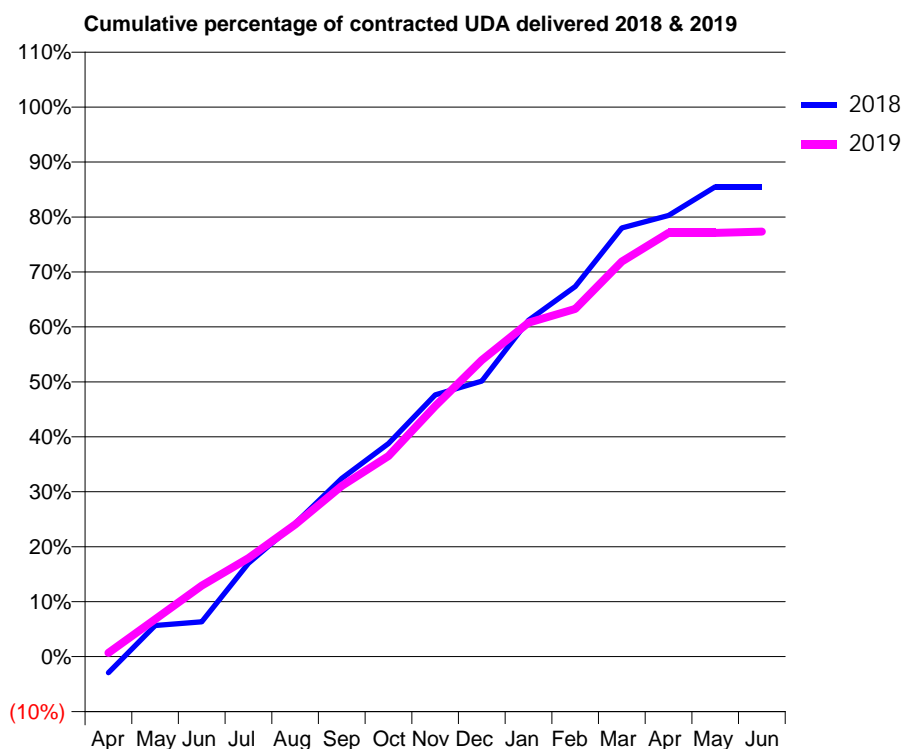
18/19 Contracted general activity (UDA)	441
Carry forward general activity (UDA)	0
18/19 Contracted orthodontic activity (UOA)	0
Carry forward orthodontic activity (UOA)	0
Baseline contract value	£10,439.62

ACCESS*

Patients seen in 24 months	Total	Change since previous quarter
Quarter ending March 2018	286	
Quarter ending June 2018	278	↓
Quarter ending September 2018	273	↓
Quarter ending December 2018	267	↓
Quarter ending March 2019	262	↓
Variance since March 2018	(8.4%)	↓



ACTIVITY



Month	Adjusted Scheduled Activity (UDA)	
	2018	2019
April	-13	3
May	25	30
June	28	57
July	75	79
August	107	106
September	143	137
October	171	161
November	210	201
December	221	238
January	270	268
February	297	279
March	344	317
April	354	340
May	377	340
June	377	341

QUALITY

	Quantity	Base Number	Contract	AT	Region	England
% of FP17s for the same patient ID Re-attending within 3 months - Children	20	311	6.4%	11.4%	11.3%	11.8%
% of FP17s for the same patient ID Re-attending within 3 months - Adults	1	6	16.7%	14.9%	15.4%	15.7%
% of FP17s for the same patient ID Re-attending between 3 & 9 months - Children	202	311	65.0%	58.4%	61.3%	58.9%
% of FP17s for the same patient ID Re-attending between 3 & 9 months - Adults	4	6	66.7%	49.0%	52.1%	50.8%
% of FP17s for Band 1 Urgent Courses	0	332	0.0%	9.7%	9.5%	9.1%
% of FP17s Relating to Free Repair or Replacements	0	332	0.0%	0.7%	0.6%	0.8%
% of FP17s Relating to Continuations	0	332	0.0%	0.6%	0.8%	0.9%
% of Patients satisfied with the dentistry they have received	0	0	N/A	92.3%	92.4%	92.5%
% of Patients satisfied with the time they had to wait for an appointment	0	0	N/A	84.2%	86.3%	87.0%

* This is based on patients treated on this contract for their most recent course of treatment. Figures in italics indicate the base number of FP17s or Patient Questionnaire responses are less than 100. N/A is shown where the base number of responses is less than 10 during the period. % is calculated as Quantity/Base number*100

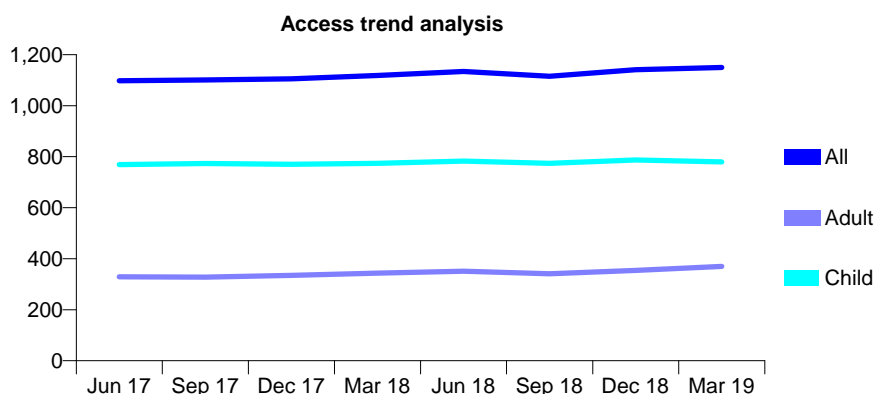
Q69 - Vital Signs At a Glance Contract Report for 630640/0001 - Year end March 2019

Name or company name	MRS ME SHAW
Contract type name	GDS Contract
Purpose of contract	General
Contract start date	01/04/2006
Contract end date	

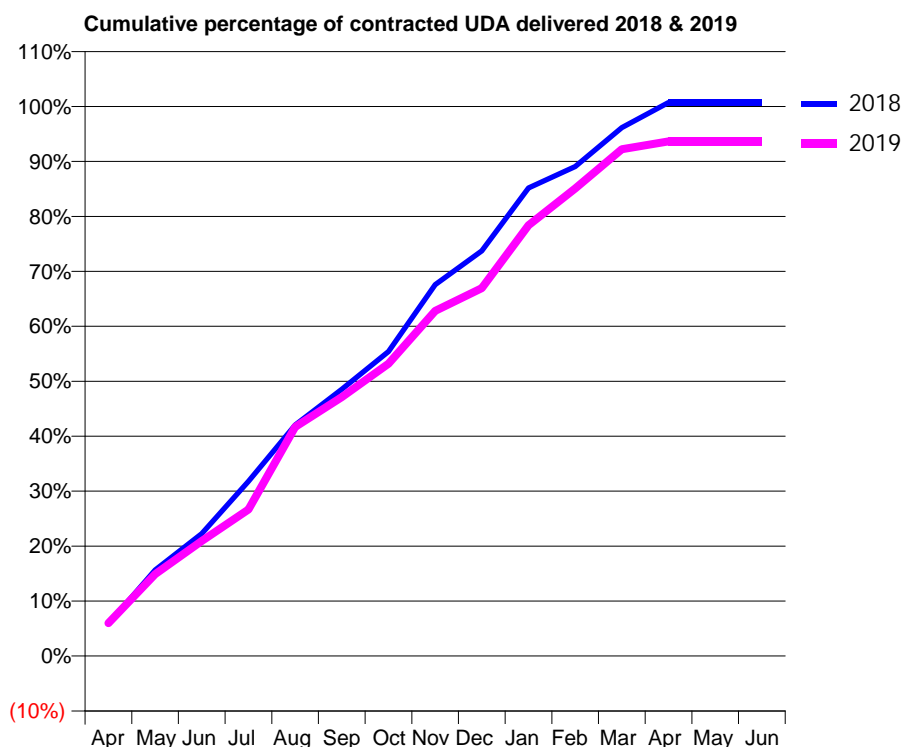
18/19 Contracted general activity (UDA)	2,164
Carry forward general activity (UDA)	-15
18/19 Contracted orthodontic activity (UOA)	0
Carry forward orthodontic activity (UOA)	0
Baseline contract value	£48,444.88

ACCESS*

Patients seen in 24 months	Total	Change since previous quarter
Quarter ending March 2018	1,118	
Quarter ending June 2018	1,134	→
Quarter ending September 2018	1,115	↓
Quarter ending December 2018	1,141	↑
Quarter ending March 2019	1,150	→
Variance since March 2018	2.9%	↑



ACTIVITY



Month	Adjusted Scheduled Activity (UDA)	
	2018	2019
April	128	129
May	339	323
June	482	453
July	688	577
August	910	903
September	1,050	1,020
October	1,199	1,151
November	1,462	1,359
December	1,596	1,448
January	1,843	1,696
February	1,927	1,841
March	2,081	1,996
April	2,180	2,026
May	2,180	2,026
June	2,180	2,026

QUALITY

	Quantity	Base Number	Contract	AT	Region	England
% of FP17s for the same patient ID Re-attending within 3 months - Children	71	1,341	5.3%	11.4%	11.3%	11.8%
% of FP17s for the same patient ID Re-attending within 3 months - Adults	14	315	4.4%	14.9%	15.4%	15.7%
% of FP17s for the same patient ID Re-attending between 3 & 9 months - Children	948	1,341	70.7%	58.4%	61.3%	58.9%
% of FP17s for the same patient ID Re-attending between 3 & 9 months - Adults	199	315	63.2%	49.0%	52.1%	50.8%
% of FP17s for Band 1 Urgent Courses	26	1,611	1.6%	9.7%	9.5%	9.1%
% of FP17s Relating to Free Repair or Replacements	1	1,611	0.1%	0.7%	0.6%	0.8%
% of FP17s Relating to Continuations	0	1,611	0.0%	0.6%	0.8%	0.9%
% of Patients satisfied with the dentistry they have received	3	4	N/A	92.3%	92.4%	92.5%
% of Patients satisfied with the time they had to wait for an appointment	3	4	N/A	84.2%	86.3%	87.0%

* This is based on patients treated on this contract for their most recent course of treatment. Figures in italics indicate the base number of FP17s or Patient Questionnaire responses are less than 100. N/A is shown where the base number of responses is less than 10 during the period. % is calculated as Quantity/Base number*100

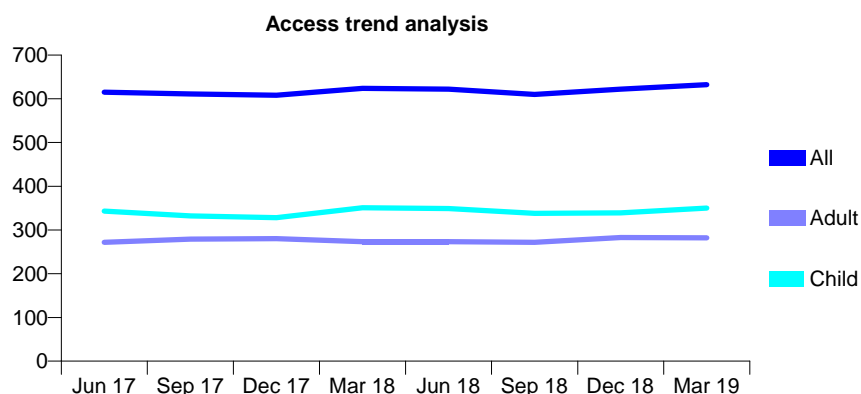
Q69 - Vital Signs At a Glance Contract Report for 631043/0001 - Year end March 2019

Name or company name	MR PR COLLINS
Contract type name	GDS Contract
Purpose of contract	General
Contract start date	01/04/2006
Contract end date	

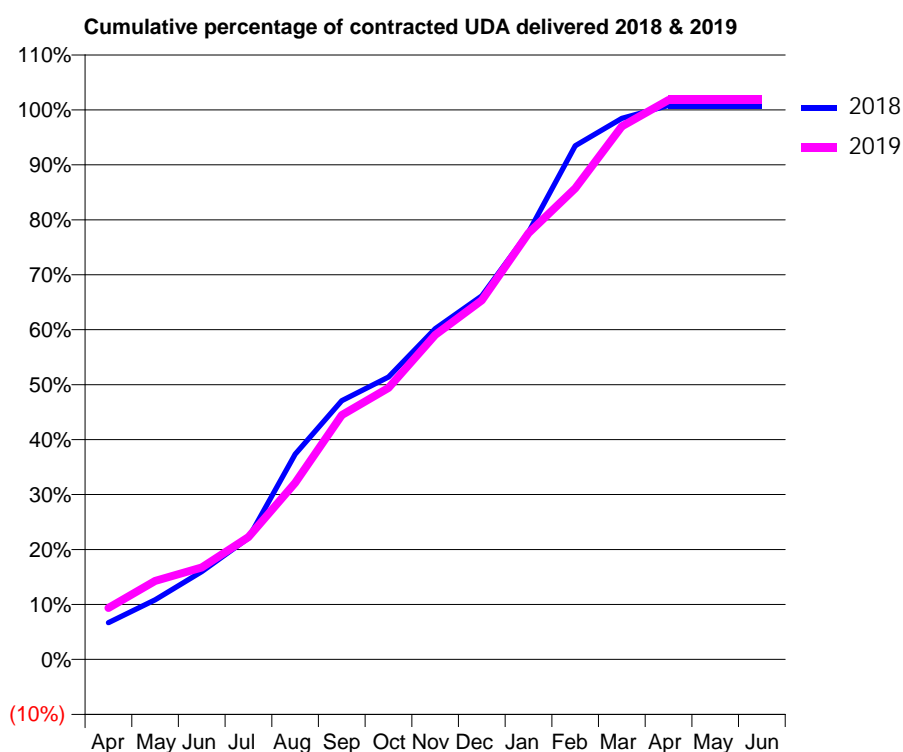
18/19 Contracted general activity (UDA)	1,226
Carry forward general activity (UDA)	-9
18/19 Contracted orthodontic activity (UOA)	0
Carry forward orthodontic activity (UOA)	0
Baseline contract value	£31,958.14

ACCESS*

Patients seen in 24 months	Total	Change since previous quarter
Quarter ending March 2018	624	
Quarter ending June 2018	622	→
Quarter ending September 2018	610	↓
Quarter ending December 2018	622	→
Quarter ending March 2019	632	→
Variance since March 2018	1.3%	→



ACTIVITY



Month	Adjusted Scheduled Activity (UDA)	
	2018	2019
April	82	115
May	133	175
June	196	205
July	271	273
August	458	394
September	577	545
October	630	606
November	738	724
December	811	801
January	953	951
February	1,146	1,051
March	1,207	1,189
April	1,236	1,248
May	1,236	1,248
June	1,236	1,248

QUALITY

	Quantity	Base Number	Contract	AT	Region	England
% of FP17s for the same patient ID Re-attending within 3 months - Children	13	503	2.6%	11.4%	11.3%	11.8%
% of FP17s for the same patient ID Re-attending within 3 months - Adults	17	251	6.8%	14.9%	15.4%	15.7%
% of FP17s for the same patient ID Re-attending between 3 & 9 months - Children	281	503	55.9%	58.4%	61.3%	58.9%
% of FP17s for the same patient ID Re-attending between 3 & 9 months - Adults	96	251	38.2%	49.0%	52.1%	50.8%
% of FP17s for Band 1 Urgent Courses	0	776	0.0%	9.7%	9.5%	9.1%
% of FP17s Relating to Free Repair or Replacements	0	776	0.0%	0.7%	0.6%	0.8%
% of FP17s Relating to Continuations	15	776	1.9%	0.6%	0.8%	0.9%
% of Patients satisfied with the dentistry they have received	0	0	N/A	92.3%	92.4%	92.5%
% of Patients satisfied with the time they had to wait for an appointment	0	0	N/A	84.2%	86.3%	87.0%

* This is based on patients treated on this contract for their most recent course of treatment. Figures in italics indicate the base number of FP17s or Patient Questionnaire responses are less than 100. N/A is shown where the base number of responses is less than 10 during the period. % is calculated as Quantity/Base number*100

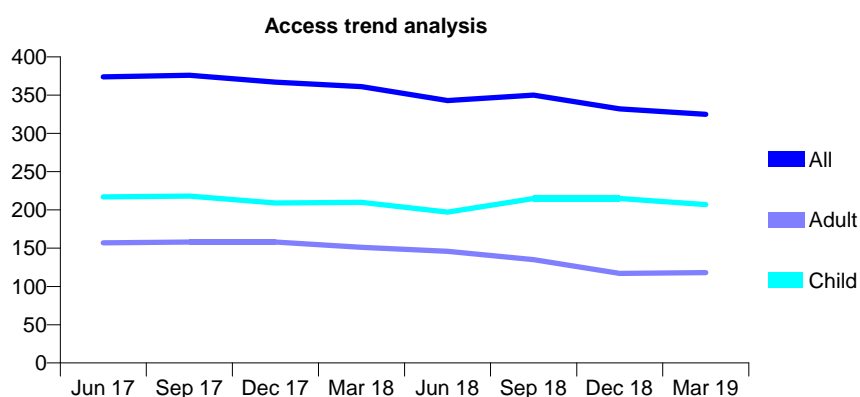
Q69 - Vital Signs At a Glance Contract Report for 631582/0001 - Year end March 2019

Name or company name	MR NM GOLDSMITH
Contract type name	GDS Contract
Purpose of contract	General
Contract start date	01/04/2006
Contract end date	

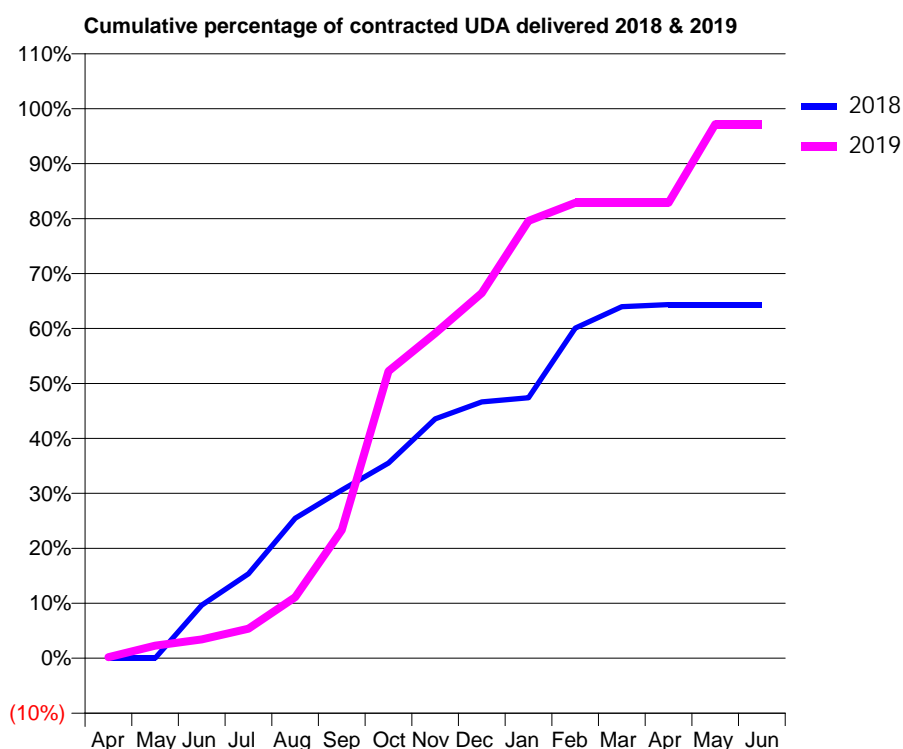
18/19 Contracted general activity (UDA)	525
Carry forward general activity (UDA)	0
18/19 Contracted orthodontic activity (UOA)	0
Carry forward orthodontic activity (UOA)	0
Baseline contract value	£14,703.04

ACCESS*

Patients seen in 24 months	Total	Change since previous quarter
Quarter ending March 2018	361	
Quarter ending June 2018	343	↓
Quarter ending September 2018	350	↑
Quarter ending December 2018	332	↓
Quarter ending March 2019	325	↓
Variance since March 2018	(10.0%)	↓



ACTIVITY



Month	Adjusted Scheduled Activity (UDA)	
	2018	2019
April	0	1
May	0	12
June	73	18
July	117	28
August	193	58
September	232	122
October	269	274
November	330	310
December	353	349
January	359	418
February	455	435
March	485	435
April	488	435
May	488	510
June	488	510

QUALITY

	Quantity	Base Number	Contract	AT	Region	England
% of FP17s for the same patient ID Re-attending within 3 months - Children	27	314	8.6%	11.4%	11.3%	11.8%
% of FP17s for the same patient ID Re-attending within 3 months - Adults	1	86	1.2%	14.9%	15.4%	15.7%
% of FP17s for the same patient ID Re-attending between 3 & 9 months - Children	213	314	67.8%	58.4%	61.3%	58.9%
% of FP17s for the same patient ID Re-attending between 3 & 9 months - Adults	53	86	61.6%	49.0%	52.1%	50.8%
% of FP17s for Band 1 Urgent Courses	20	457	4.4%	9.7%	9.5%	9.1%
% of FP17s Relating to Free Repair or Replacements	0	457	0.0%	0.7%	0.6%	0.8%
% of FP17s Relating to Continuations	0	457	0.0%	0.6%	0.8%	0.9%
% of Patients satisfied with the dentistry they have received	0	0	N/A	92.3%	92.4%	92.5%
% of Patients satisfied with the time they had to wait for an appointment	0	0	N/A	84.2%	86.3%	87.0%

* This is based on patients treated on this contract for their most recent course of treatment.

Figures in italics indicate the base number of FP17s or Patient Questionnaire responses are less than 100. N/A is shown where the base number of responses is less than 10 during the period. % is calculated as Quantity/Base number*100

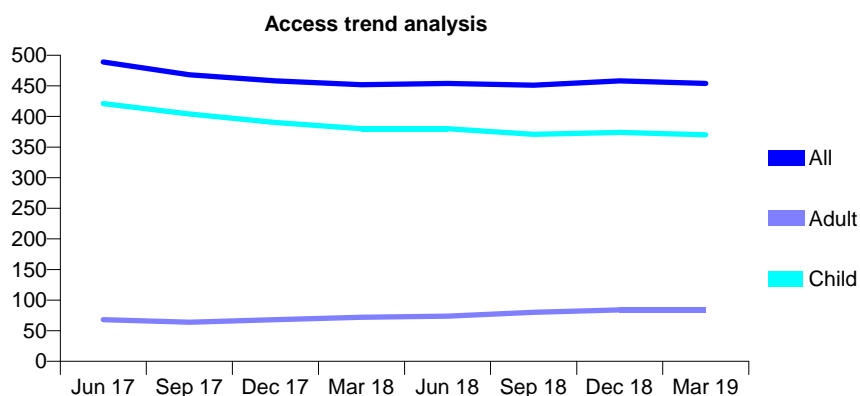
Q69 - Vital Signs At a Glance Contract Report for 632635/0001 - Year end March 2019

Name or company name	Blanchard and Castle
Contract type name	GDS Contract
Purpose of contract	General
Contract start date	04/11/2006
Contract end date	

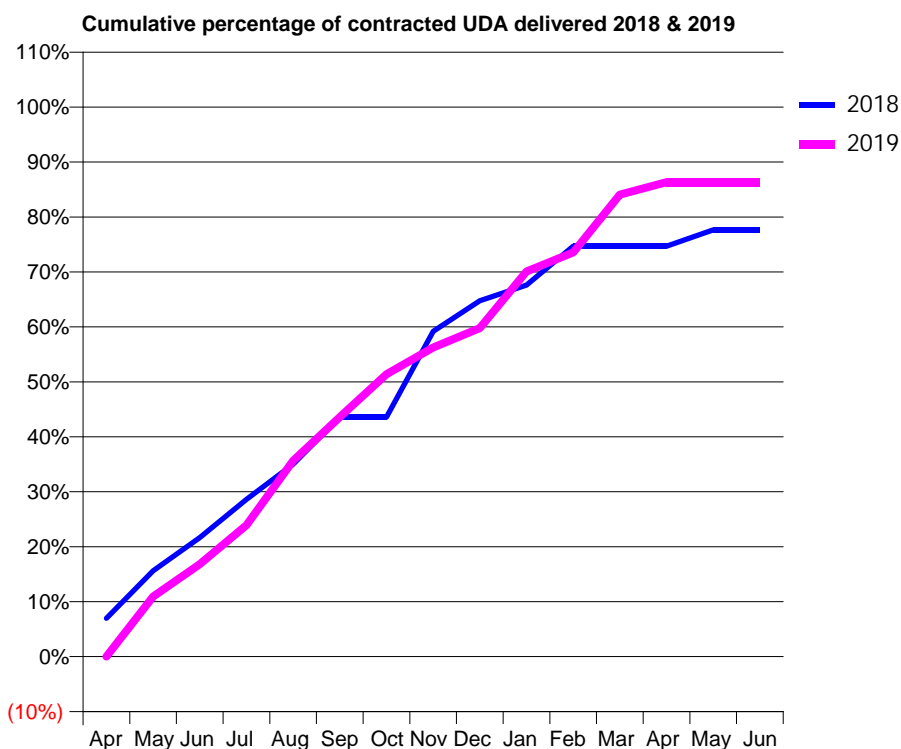
18/19 Contracted general activity (UDA)	846
Carry forward general activity (UDA)	0
18/19 Contracted orthodontic activity (UOA)	0
Carry forward orthodontic activity (UOA)	0
Baseline contract value	£15,690.17

ACCESS*

Patients seen in 24 months	Total	Change since previous quarter
Quarter ending March 2018	452	
Quarter ending June 2018	454	→
Quarter ending September 2018	451	→
Quarter ending December 2018	458	→
Quarter ending March 2019	454	→
Variance since March 2018	0.4%	→



ACTIVITY



Month	Adjusted Scheduled Activity (UDA)	
	2018	2019
April	59	0
May	132	92
June	183	142
July	242	202
August	296	302
September	369	369
October	369	435
November	501	476
December	548	506
January	572	593
February	632	622
March	632	711
April	632	730
May	657	730
June	657	730

QUALITY

	Quantity	Base Number	Contract	AT	Region	England
% of FP17s for the same patient ID Re-attending within 3 months - Children	24	579	4.1%	11.4%	11.3%	11.8%
% of FP17s for the same patient ID Re-attending within 3 months - Adults	1	43	2.3%	14.9%	15.4%	15.7%
% of FP17s for the same patient ID Re-attending between 3 & 9 months - Children	369	579	63.7%	58.4%	61.3%	58.9%
% of FP17s for the same patient ID Re-attending between 3 & 9 months - Adults	29	43	67.4%	49.0%	52.1%	50.8%
% of FP17s for Band 1 Urgent Courses	7	555	1.3%	9.7%	9.5%	9.1%
% of FP17s Relating to Free Repair or Replacements	0	555	0.0%	0.7%	0.6%	0.8%
% of FP17s Relating to Continuations	0	555	0.0%	0.6%	0.8%	0.9%
% of Patients satisfied with the dentistry they have received	0	0	N/A	92.3%	92.4%	92.5%
% of Patients satisfied with the time they had to wait for an appointment	0	0	N/A	84.2%	86.3%	87.0%

* This is based on patients treated on this contract for their most recent course of treatment. Figures in italics indicate the base number of FP17s or Patient Questionnaire responses are less than 100. N/A is shown where the base number of responses is less than 10 during the period. % is calculated as Quantity/Base number*100

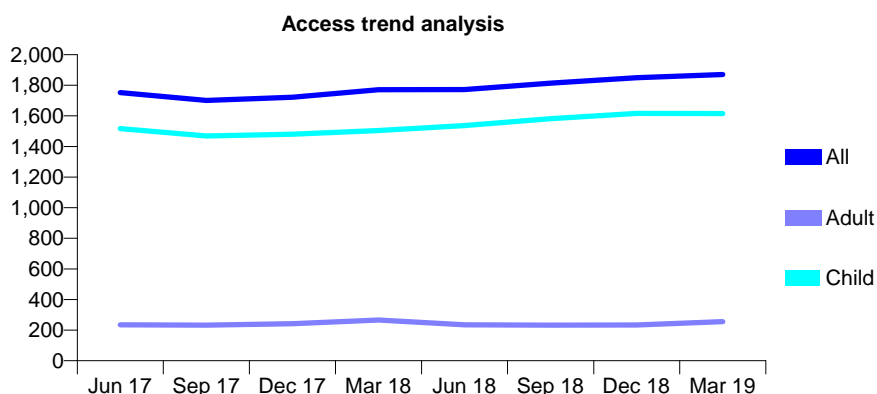
Q69 - Vital Signs At a Glance Contract Report for 641464/0004 - Year end March 2019

Name or company name	Robin Denville, Barry Lanesman and Jason
Contract type name	GDS Contract
Purpose of contract	General
Contract start date	02/06/2012
Contract end date	

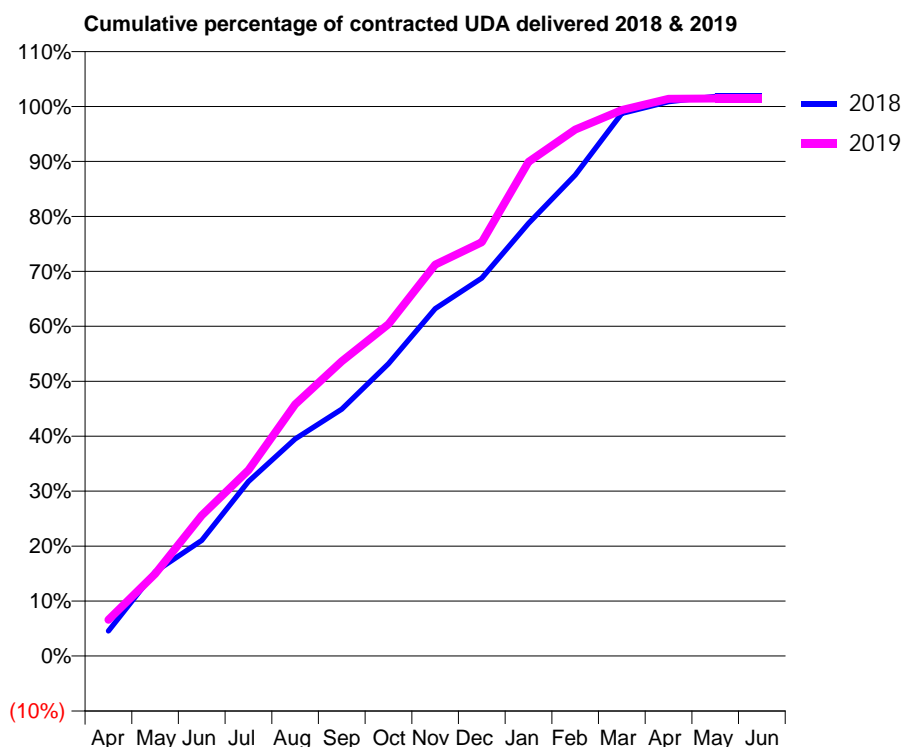
18/19 Contracted general activity (UDA)	4,414
Carry forward general activity (UDA)	0
18/19 Contracted orthodontic activity (UOA)	0
Carry forward orthodontic activity (UOA)	0
Baseline contract value	£100,433.17

ACCESS*

Patients seen in 24 months	Total	Change since previous quarter
Quarter ending March 2018	1,771	
Quarter ending June 2018	1,772	→
Quarter ending September 2018	1,814	↑
Quarter ending December 2018	1,850	→
Quarter ending March 2019	1,871	→
Variance since March 2018	5.6%	↑



ACTIVITY



Month	Adjusted Scheduled Activity (UDA)	
	2018	2019
April	202	291
May	677	660
June	929	1,130
July	1,401	1,494
August	1,744	2,022
September	1,983	2,367
October	2,347	2,666
November	2,790	3,143
December	3,035	3,323
January	3,475	3,969
February	3,863	4,229
March	4,358	4,385
April	4,452	4,474
May	4,494	4,478
June	4,494	4,478

QUALITY

	Quantity	Base Number	Contract	AT	Region	England
% of FP17s for the same patient ID Re-attending within 3 months - Children	171	2,497	6.8%	11.4%	11.3%	11.8%
% of FP17s for the same patient ID Re-attending within 3 months - Adults	8	118	6.8%	14.9%	15.4%	15.7%
% of FP17s for the same patient ID Re-attending between 3 & 9 months - Children	1,547	2,497	62.0%	58.4%	61.3%	58.9%
% of FP17s for the same patient ID Re-attending between 3 & 9 months - Adults	88	118	74.6%	49.0%	52.1%	50.8%
% of FP17s for Band 1 Urgent Courses	81	2,596	3.1%	9.7%	9.5%	9.1%
% of FP17s Relating to Free Repair or Replacements	0	2,596	0.0%	0.7%	0.6%	0.8%
% of FP17s Relating to Continuations	0	2,596	0.0%	0.6%	0.8%	0.9%
% of Patients satisfied with the dentistry they have received	0	0	N/A	92.3%	92.4%	92.5%
% of Patients satisfied with the time they had to wait for an appointment	0	0	N/A	84.2%	86.3%	87.0%

* This is based on patients treated on this contract for their most recent course of treatment. Figures in italics indicate the base number of FP17s or Patient Questionnaire responses are less than 100. N/A is shown where the base number of responses is less than 10 during the period. % is calculated as Quantity/Base number*100

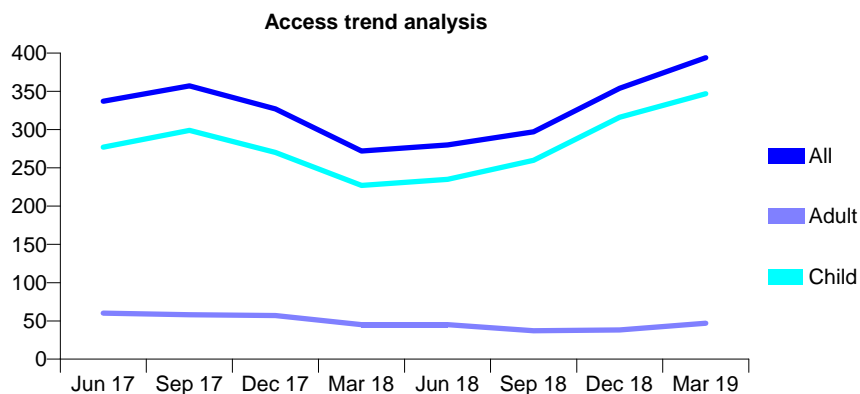
Q69 - Vital Signs At a Glance Contract Report for 642215/0001 - Year end March 2019

Name or company name	MISS EH NICHOLS
Contract type name	GDS Contract
Purpose of contract	General
Contract start date	01/04/2006
Contract end date	

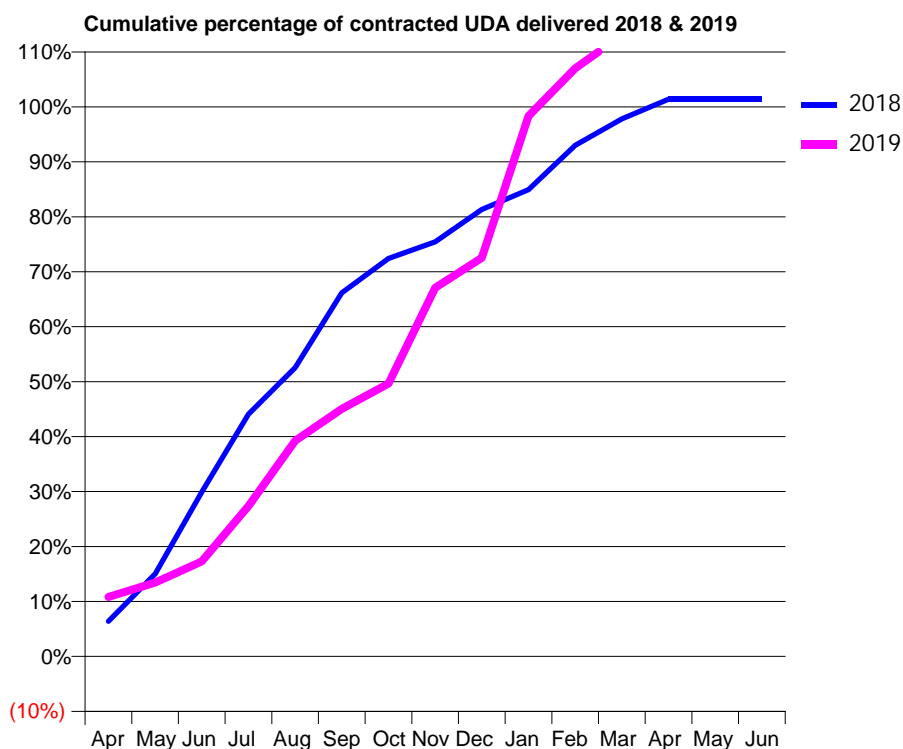
18/19 Contracted general activity (UDA)	500
Carry forward general activity (UDA)	-6
18/19 Contracted orthodontic activity (UOA)	0
Carry forward orthodontic activity (UOA)	0
Baseline contract value	£11,887.49

ACCESS*

Patients seen in 24 months	Total	Change since previous quarter
Quarter ending March 2018	272	
Quarter ending June 2018	280	↑
Quarter ending September 2018	297	↑
Quarter ending December 2018	354	↑
Quarter ending March 2019	394	↑
Variance since March 2018	44.9%	↑



ACTIVITY



Month	2018	2019
April	32	54
May	75	67
June	149	86
July	220	137
August	263	196
September	331	225
October	362	248
November	377	335
December	407	363
January	425	492
February	465	535
March	489	565
April	507	581
May	507	581
June	507	581

QUALITY

	Quantity	Base Number	Contract	AT	Region	England
% of FP17s for the same patient ID Re-attending within 3 months - Children	19	442	4.3%	11.4%	11.3%	11.8%
% of FP17s for the same patient ID Re-attending within 3 months - Adults	0	22	0.0%	14.9%	15.4%	15.7%
% of FP17s for the same patient ID Re-attending between 3 & 9 months - Children	160	442	36.2%	58.4%	61.3%	58.9%
% of FP17s for the same patient ID Re-attending between 3 & 9 months - Adults	9	22	40.9%	49.0%	52.1%	50.8%
% of FP17s for Band 1 Urgent Courses	15	465	3.2%	9.7%	9.5%	9.1%
% of FP17s Relating to Free Repair or Replacements	0	465	0.0%	0.7%	0.6%	0.8%
% of FP17s Relating to Continuations	0	465	0.0%	0.6%	0.8%	0.9%
% of Patients satisfied with the dentistry they have received	0	0	N/A	92.3%	92.4%	92.5%
% of Patients satisfied with the time they had to wait for an appointment	0	0	N/A	84.2%	86.3%	87.0%

* This is based on patients treated on this contract for their most recent course of treatment. Figures in italics indicate the base number of FP17s or Patient Questionnaire responses are less than 100. N/A is shown where the base number of responses is less than 10 during the period. % is calculated as Quantity/Base number*100

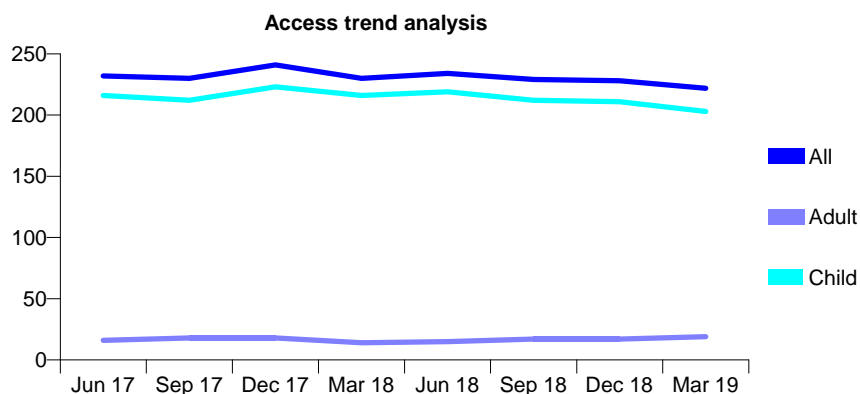
Q69 - Vital Signs At a Glance Contract Report for 644188/0001 - Year end March 2019

Name or company name	MR PC CHEN
Contract type name	GDS Contract
Purpose of contract	General
Contract start date	01/04/2006
Contract end date	

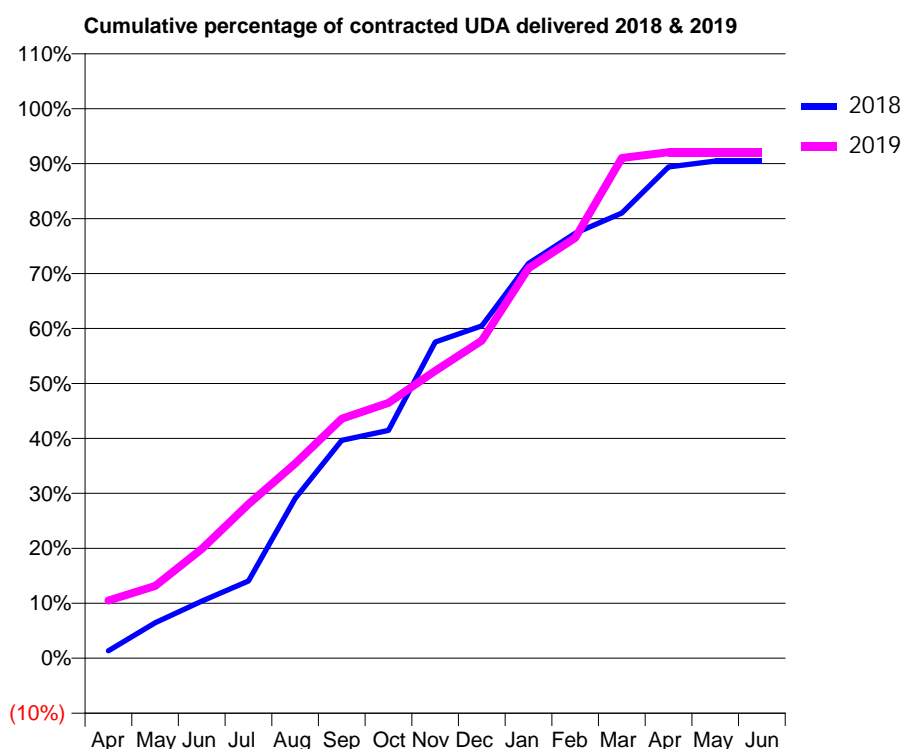
18/19 Contracted general activity (UDA)	381
Carry forward general activity (UDA)	0
18/19 Contracted orthodontic activity (UOA)	0
Carry forward orthodontic activity (UOA)	0
Baseline contract value	£9,264.27

ACCESS*

Patients seen in 24 months	Total	Change since previous quarter
Quarter ending March 2018	230	
Quarter ending June 2018	234	→
Quarter ending September 2018	229	↓
Quarter ending December 2018	228	→
Quarter ending March 2019	222	↓
Variance since March 2018	(3.5%)	↓



ACTIVITY



Month	2018	2019
April	5	40
May	25	50
June	40	76
July	54	107
August	111	135
September	151	166
October	158	177
November	219	199
December	230	220
January	274	270
February	295	291
March	309	347
April	341	351
May	345	351
June	345	351

QUALITY

	Quantity	Base Number	Contract	AT	Region	England
% of FP17s for the same patient ID Re-attending within 3 months - Children	11	272	4.0%	11.4%	11.3%	11.8%
% of FP17s for the same patient ID Re-attending within 3 months - Adults	2	7	28.6%	14.9%	15.4%	15.7%
% of FP17s for the same patient ID Re-attending between 3 & 9 months - Children	141	272	51.8%	58.4%	61.3%	58.9%
% of FP17s for the same patient ID Re-attending between 3 & 9 months - Adults	3	7	42.9%	49.0%	52.1%	50.8%
% of FP17s for Band 1 Urgent Courses	9	257	3.5%	9.7%	9.5%	9.1%
% of FP17s Relating to Free Repair or Replacements	0	257	0.0%	0.7%	0.6%	0.8%
% of FP17s Relating to Continuations	0	257	0.0%	0.6%	0.8%	0.9%
% of Patients satisfied with the dentistry they have received	0	0	N/A	92.3%	92.4%	92.5%
% of Patients satisfied with the time they had to wait for an appointment	0	0	N/A	84.2%	86.3%	87.0%

* This is based on patients treated on this contract for their most recent course of treatment.

Figures in italics indicate the base number of FP17s or Patient Questionnaire responses are less than 100. N/A is shown where the base number of responses is less than 10 during the period. % is calculated as Quantity/Base number*100

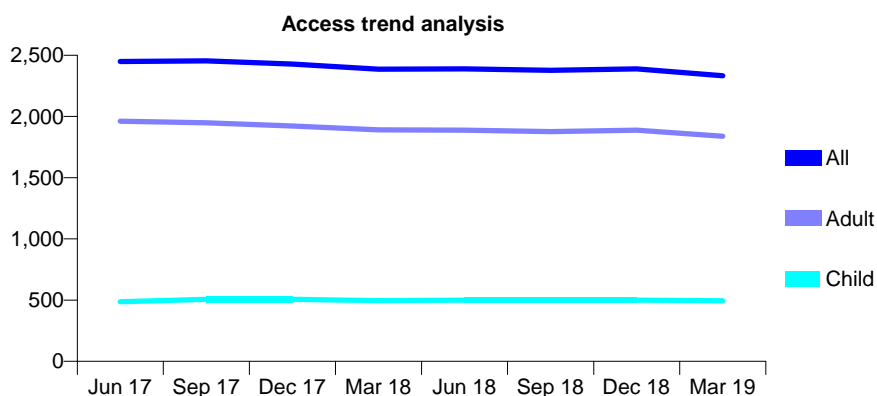
Q69 - Vital Signs At a Glance Contract Report for 648744/0001 - Year end March 2019

Name or company name	MR NV BDIANI
Contract type name	GDS Contract
Purpose of contract	General
Contract start date	01/04/2006
Contract end date	

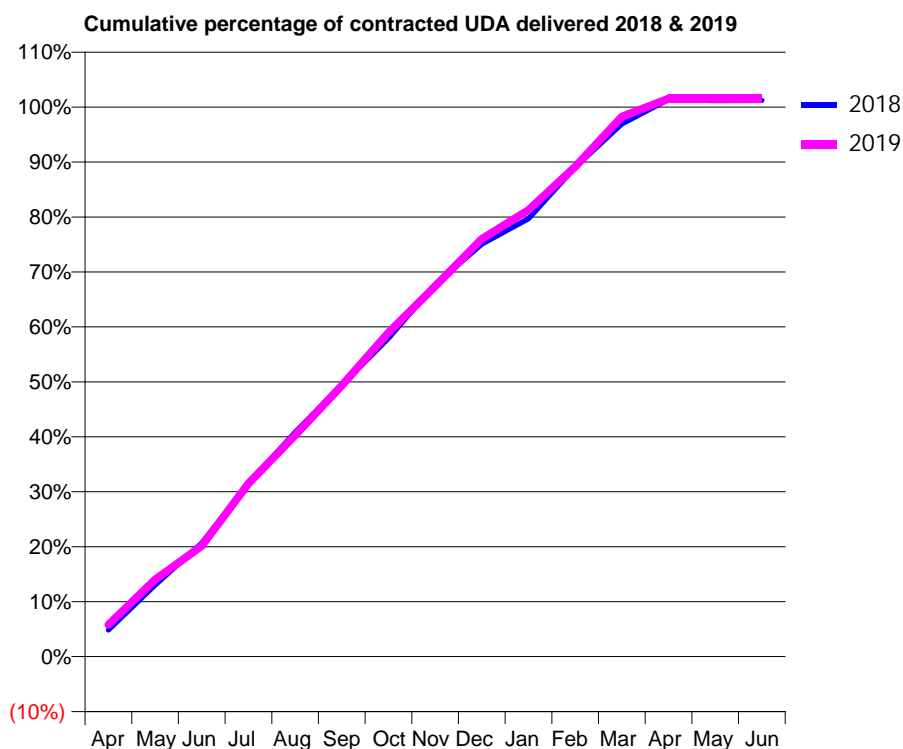
18/19 Contracted general activity (UDA)	5,082
Carry forward general activity (UDA)	-63
18/19 Contracted orthodontic activity (UOA)	0
Carry forward orthodontic activity (UOA)	0
Baseline contract value	£127,132.77

ACCESS*

Patients seen in 24 months	Total	Change since previous quarter
Quarter ending March 2018	2,386	
Quarter ending June 2018	2,388	→
Quarter ending September 2018	2,377	→
Quarter ending December 2018	2,388	→
Quarter ending March 2019	2,333	↓
Variance since March 2018	(2.2%)	↓



ACTIVITY



Month	Adjusted Scheduled Activity (UDA)	
	2018	2019
April	256	296
May	689	713
June	1,092	1,023
July	1,663	1,601
August	2,159	2,047
September	2,611	2,506
October	3,062	2,996
November	3,579	3,426
December	3,967	3,862
January	4,211	4,129
February	4,707	4,531
March	5,123	4,992
April	5,359	5,160
May	5,348	5,160
June	5,349	5,161

QUALITY

	Quantity	Base Number	Contract	AT	Region	England
% of FP17s for the same patient ID Re-attending within 3 months - Children	52	731	7.1%	11.4%	11.3%	11.8%
% of FP17s for the same patient ID Re-attending within 3 months - Adults	270	2,350	11.5%	14.9%	15.4%	15.7%
% of FP17s for the same patient ID Re-attending between 3 & 9 months - Children	422	731	57.7%	58.4%	61.3%	58.9%
% of FP17s for the same patient ID Re-attending between 3 & 9 months - Adults	1,014	2,350	43.1%	49.0%	52.1%	50.8%
% of FP17s for Band 1 Urgent Courses	444	3,096	14.3%	9.7%	9.5%	9.1%
% of FP17s Relating to Free Repair or Replacements	1	3,096	0.0%	0.7%	0.6%	0.8%
% of FP17s Relating to Continuations	3	3,096	0.1%	0.6%	0.8%	0.9%
% of Patients satisfied with the dentistry they have received	1	1	N/A	92.3%	92.4%	92.5%
% of Patients satisfied with the time they had to wait for an appointment	1	1	N/A	84.2%	86.3%	87.0%

* This is based on patients treated on this contract for their most recent course of treatment. Figures in italics indicate the base number of FP17s or Patient Questionnaire responses are less than 100. N/A is shown where the base number of responses is less than 10 during the period. % is calculated as Quantity/Base number*100

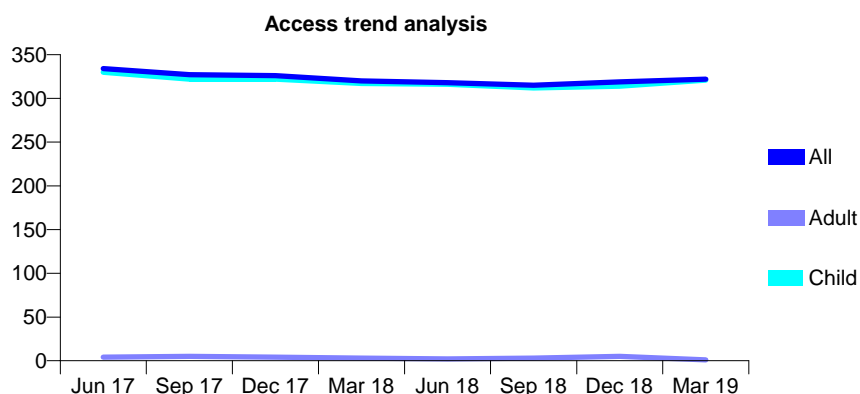
Q69 - Vital Signs At a Glance Contract Report for 649988/0001 - Year end March 2019

Name or company name	MISS SE MACGILLIVRAY
Contract type name	GDS Contract
Purpose of contract	General
Contract start date	01/04/2006
Contract end date	

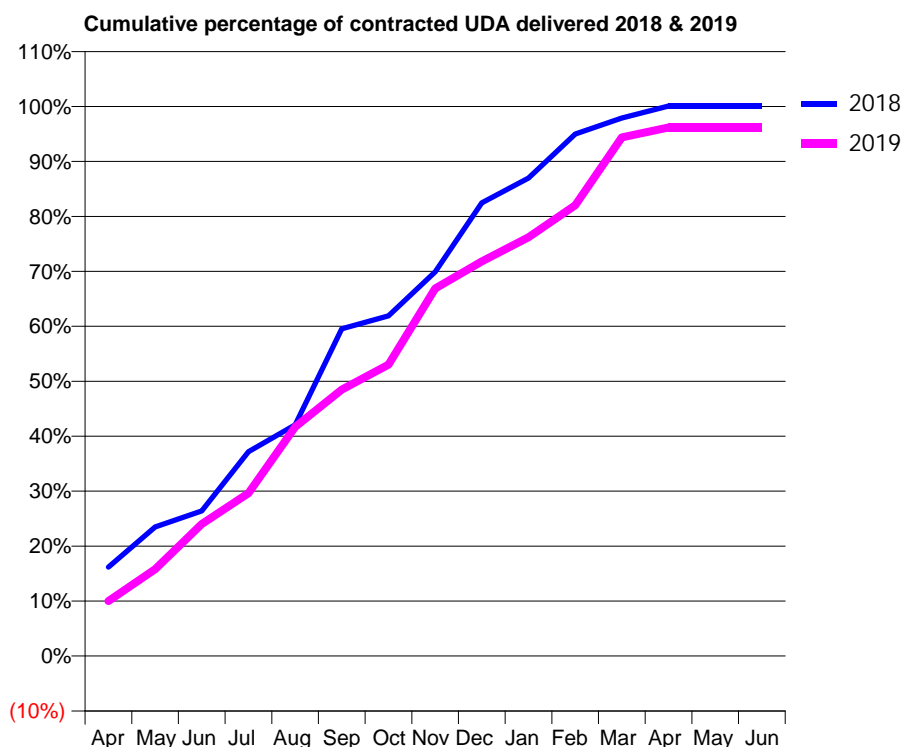
18/19 Contracted general activity (UDA)	550
Carry forward general activity (UDA)	0
18/19 Contracted orthodontic activity (UOA)	0
Carry forward orthodontic activity (UOA)	0
Baseline contract value	£13,318.90

ACCESS*

Patients seen in 24 months	Total	Change since previous quarter
Quarter ending March 2018	320	
Quarter ending June 2018	318	→
Quarter ending September 2018	315	→
Quarter ending December 2018	319	→
Quarter ending March 2019	322	→
Variance since March 2018	0.6%	→



ACTIVITY



Month	Adjusted Scheduled Activity (UDA)	
	2018	2019
April	89	55
May	129	87
June	145	132
July	204	163
August	231	229
September	327	267
October	340	292
November	384	368
December	453	395
January	478	419
February	522	451
March	538	519
April	550	529
May	550	529
June	550	529

QUALITY

	Quantity	Base Number	Contract	AT	Region	England
% of FP17s for the same patient ID Re-attending within 3 months - Children	20	462	4.3%	11.4%	11.3%	11.8%
% of FP17s for the same patient ID Re-attending within 3 months - Adults	0	0	N/A	14.9%	15.4%	15.7%
% of FP17s for the same patient ID Re-attending between 3 & 9 months - Children	303	462	65.6%	58.4%	61.3%	58.9%
% of FP17s for the same patient ID Re-attending between 3 & 9 months - Adults	0	0	N/A	49.0%	52.1%	50.8%
% of FP17s for Band 1 Urgent Courses	5	452	1.1%	9.7%	9.5%	9.1%
% of FP17s Relating to Free Repair or Replacements	0	452	0.0%	0.7%	0.6%	0.8%
% of FP17s Relating to Continuations	0	452	0.0%	0.6%	0.8%	0.9%
% of Patients satisfied with the dentistry they have received	0	0	N/A	92.3%	92.4%	92.5%
% of Patients satisfied with the time they had to wait for an appointment	0	0	N/A	84.2%	86.3%	87.0%

* This is based on patients treated on this contract for their most recent course of treatment. Figures in italics indicate the base number of FP17s or Patient Questionnaire responses are less than 100. N/A is shown where the base number of responses is less than 10 during the period. % is calculated as Quantity/Base number*100

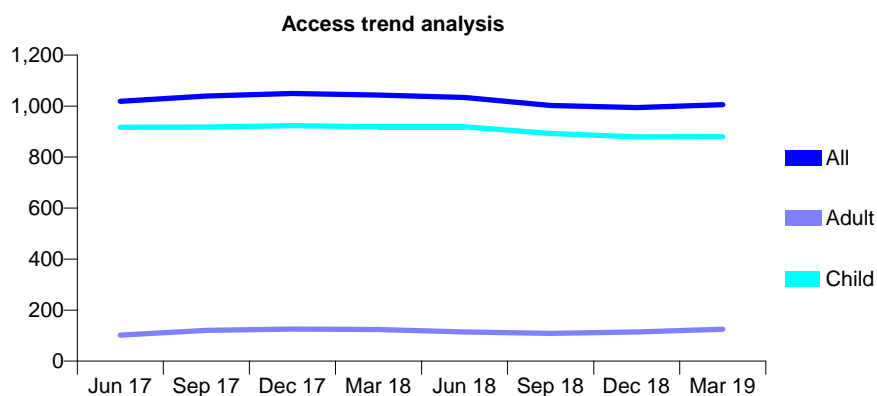
Q69 - Vital Signs At a Glance Contract Report for 660361/0002 - Year end March 2019

Name or company name	MRS SK RAJANI
Contract type name	GDS Contract
Purpose of contract	General
Contract start date	01/09/2015
Contract end date	

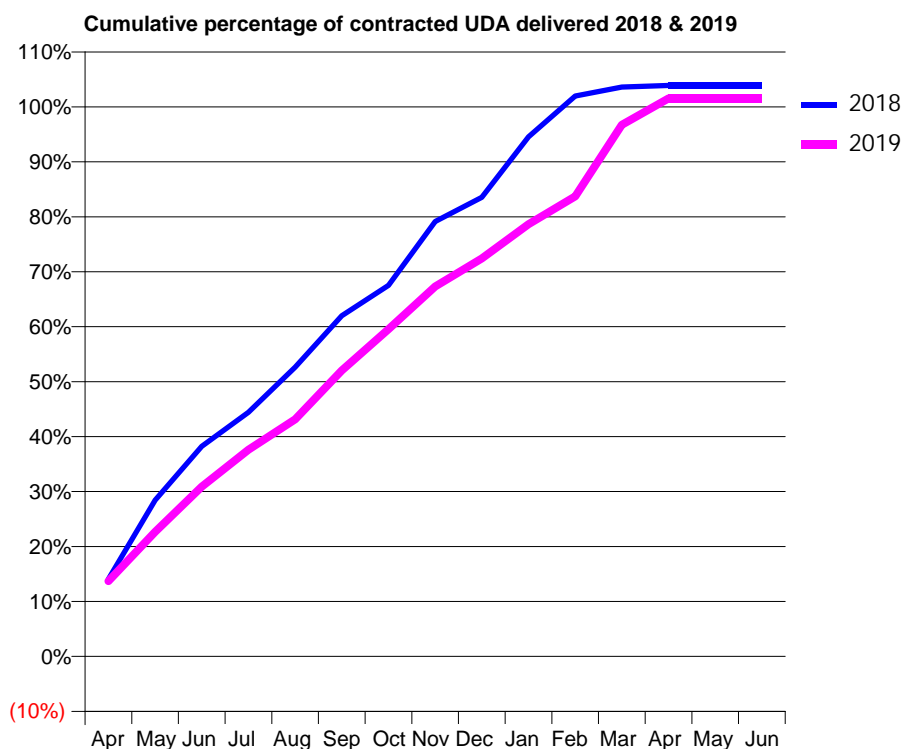
18/19 Contracted general activity (UDA)	1,803
Carry forward general activity (UDA)	-36
18/19 Contracted orthodontic activity (UOA)	0
Carry forward orthodontic activity (UOA)	0
Baseline contract value	£37,078.75

ACCESS*

Patients seen in 24 months	Total	Change since previous quarter
Quarter ending March 2018	1,043	
Quarter ending June 2018	1,034	→
Quarter ending September 2018	1,002	↓
Quarter ending December 2018	994	→
Quarter ending March 2019	1,005	→
Variance since March 2018	(3.6%)	↓



ACTIVITY



Month	2018	2019
April	254	247
May	513	409
June	689	557
July	801	678
August	949	778
September	1,118	938
October	1,217	1,074
November	1,427	1,214
December	1,506	1,306
January	1,705	1,418
February	1,839	1,509
March	1,868	1,744
April	1,873	1,831
May	1,873	1,831
June	1,873	1,831

QUALITY

	Quantity	Base Number	Contract	AT	Region	England
% of FP17s for the same patient ID Re-attending within 3 months - Children	52	1,210	4.3%	11.4%	11.3%	11.8%
% of FP17s for the same patient ID Re-attending within 3 months - Adults	3	52	5.8%	14.9%	15.4%	15.7%
% of FP17s for the same patient ID Re-attending between 3 & 9 months - Children	723	1,210	59.8%	58.4%	61.3%	58.9%
% of FP17s for the same patient ID Re-attending between 3 & 9 months - Adults	32	52	61.5%	49.0%	52.1%	50.8%
% of FP17s for Band 1 Urgent Courses	25	1,311	1.9%	9.7%	9.5%	9.1%
% of FP17s Relating to Free Repair or Replacements	0	1,311	0.0%	0.7%	0.6%	0.8%
% of FP17s Relating to Continuations	16	1,311	1.2%	0.6%	0.8%	0.9%
% of Patients satisfied with the dentistry they have received	0	0	N/A	92.3%	92.4%	92.5%
% of Patients satisfied with the time they had to wait for an appointment	0	0	N/A	84.2%	86.3%	87.0%

* This is based on patients treated on this contract for their most recent course of treatment. Figures in italics indicate the base number of FP17s or Patient Questionnaire responses are less than 100. N/A is shown where the base number of responses is less than 10 during the period. % is calculated as Quantity/Base number*100

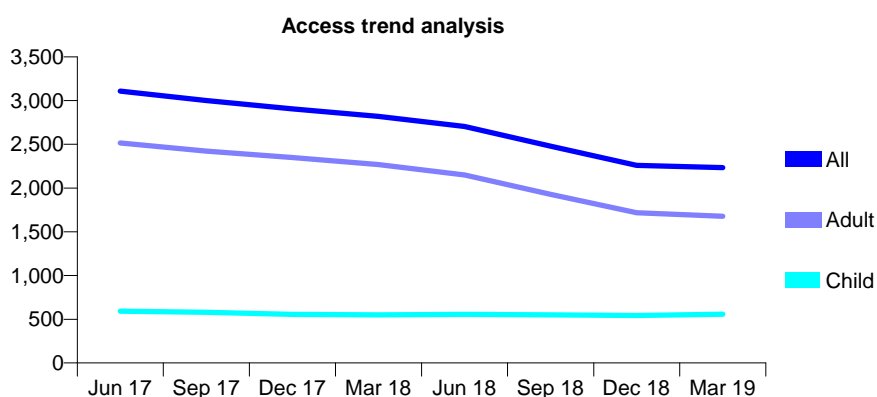
Q69 - Vital Signs At a Glance Contract Report for 673927/0001 - Year end March 2019

Name or company name	MR DG DUGGAN
Contract type name	GDS Contract
Purpose of contract	General
Contract start date	01/04/2006
Contract end date	

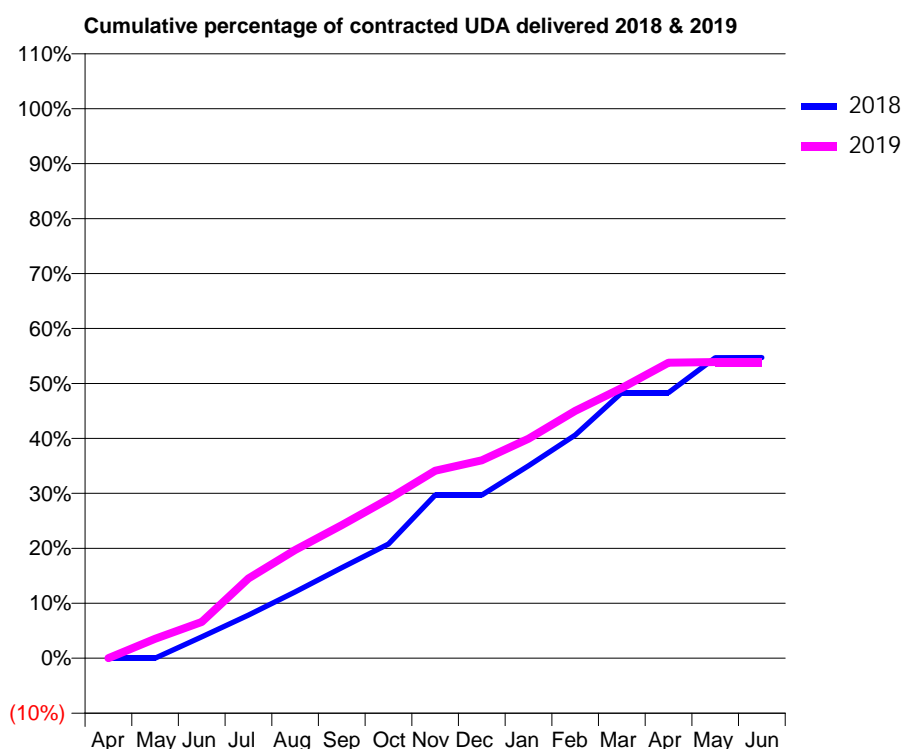
18/19 Contracted general activity (UDA)	11,284
Carry forward general activity (UDA)	0
18/19 Contracted orthodontic activity (UOA)	0
Carry forward orthodontic activity (UOA)	0
Baseline contract value	£274,377.64

ACCESS*

Patients seen in 24 months	Total	Change since previous quarter
Quarter ending March 2018	2,819	
Quarter ending June 2018	2,705	↓
Quarter ending September 2018	2,479	↓
Quarter ending December 2018	2,260	↓
Quarter ending March 2019	2,234	↓
Variance since March 2018	(20.8%)	↓



ACTIVITY



Month	Adjusted Scheduled Activity (UDA)	
	2018	2019
April	0	0
May	0	398
June	438	743
July	887	1,639
August	1,361	2,226
September	1,858	2,733
October	2,346	3,269
November	3,352	3,847
December	3,352	4,066
January	3,952	4,508
February	4,582	5,078
March	5,452	5,548
April	5,452	6,066
May	6,172	6,081
June	6,173	6,081

QUALITY

	Quantity	Base Number	Contract	AT	Region	England
% of FP17s for the same patient ID Re-attending within 3 months - Children	60	980	6.1%	11.4%	11.3%	11.8%
% of FP17s for the same patient ID Re-attending within 3 months - Adults	344	2,889	11.9%	14.9%	15.4%	15.7%
% of FP17s for the same patient ID Re-attending between 3 & 9 months - Children	714	980	72.9%	58.4%	61.3%	58.9%
% of FP17s for the same patient ID Re-attending between 3 & 9 months - Adults	2,119	2,889	73.3%	49.0%	52.1%	50.8%
% of FP17s for Band 1 Urgent Courses	155	3,747	4.1%	9.7%	9.5%	9.1%
% of FP17s Relating to Free Repair or Replacements	10	3,747	0.3%	0.7%	0.6%	0.8%
% of FP17s Relating to Continuations	56	3,747	1.5%	0.6%	0.8%	0.9%
% of Patients satisfied with the dentistry they have received	1	1	N/A	92.3%	92.4%	92.5%
% of Patients satisfied with the time they had to wait for an appointment	1	1	N/A	84.2%	86.3%	87.0%

* This is based on patients treated on this contract for their most recent course of treatment. Figures in italics indicate the base number of FP17s or Patient Questionnaire responses are less than 100. N/A is shown where the base number of responses is less than 10 during the period. % is calculated as Quantity/Base number*100

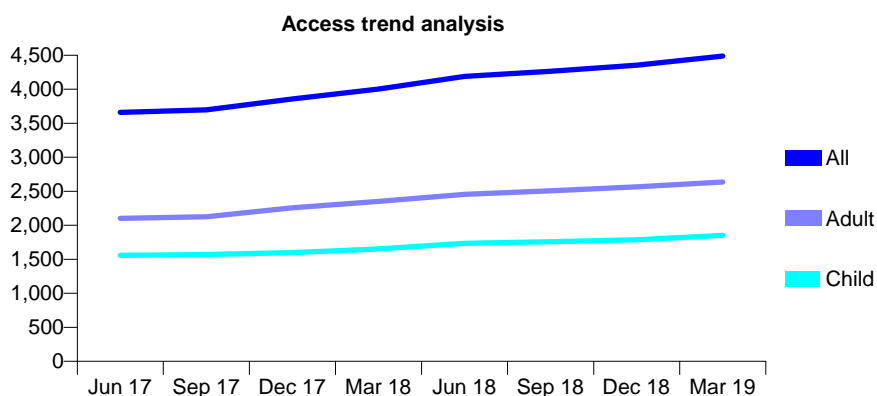
Q69 - Vital Signs At a Glance Contract Report for 678279/0001 - Year end March 2019

Name or company name	C W Dental Limited
Contract type name	GDS Contract
Purpose of contract	General
Contract start date	01/04/2006
Contract end date	

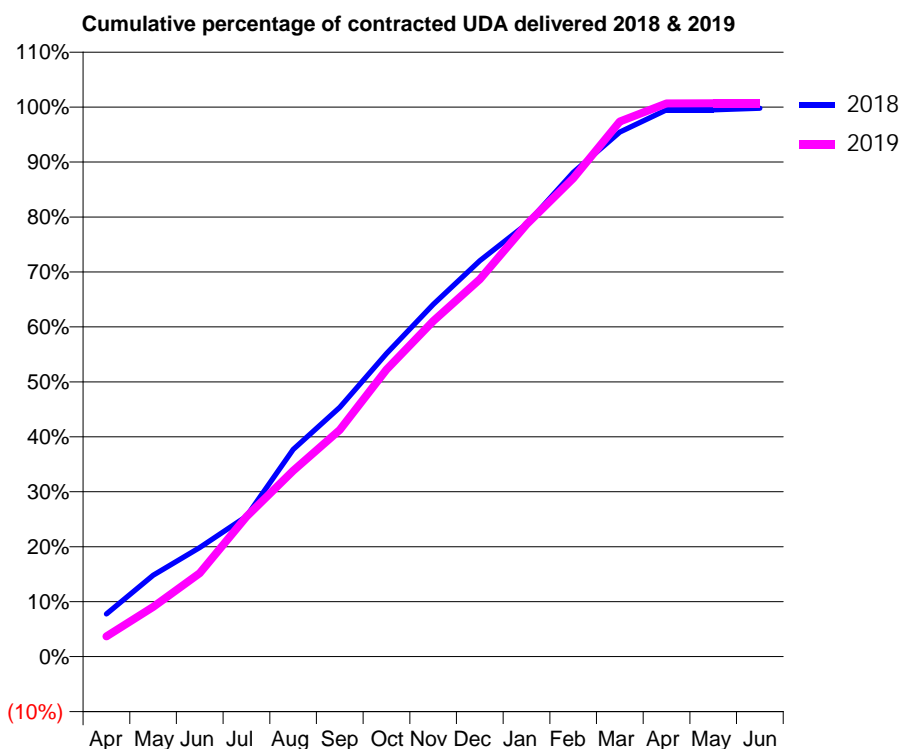
18/19 Contracted general activity (UDA)	9,900
Carry forward general activity (UDA)	19
18/19 Contracted orthodontic activity (UOA)	0
Carry forward orthodontic activity (UOA)	0
Baseline contract value	£261,788.30

ACCESS*

Patients seen in 24 months	Total	Change since previous quarter
Quarter ending March 2018	4,002	
Quarter ending June 2018	4,189	↑
Quarter ending September 2018	4,263	→
Quarter ending December 2018	4,354	↑
Quarter ending March 2019	4,489	↑
Variance since March 2018	12.2%	↑



ACTIVITY



Month	Adjusted Scheduled Activity (UDA)	
	2018	2019
April	701	366
May	1,333	894
June	1,787	1,502
July	2,296	2,520
August	3,392	3,348
September	4,084	4,085
October	4,963	5,172
November	5,766	6,046
December	6,483	6,797
January	7,083	7,785
February	7,930	8,615
March	8,591	9,640
April	8,953	9,966
May	8,955	9,968
June	8,981	9,968

QUALITY

	Quantity	Base Number	Contract	AT	Region	England
% of FP17s for the same patient ID Re-attending within 3 months - Children	251	2,851	8.8%	11.4%	11.3%	11.8%
% of FP17s for the same patient ID Re-attending within 3 months - Adults	431	3,362	12.8%	14.9%	15.4%	15.7%
% of FP17s for the same patient ID Re-attending between 3 & 9 months - Children	1,633	2,851	57.3%	58.4%	61.3%	58.9%
% of FP17s for the same patient ID Re-attending between 3 & 9 months - Adults	1,659	3,362	49.3%	49.0%	52.1%	50.8%
% of FP17s for Band 1 Urgent Courses	307	4,909	6.3%	9.7%	9.5%	9.1%
% of FP17s Relating to Free Repair or Replacements	25	4,909	0.5%	0.7%	0.6%	0.8%
% of FP17s Relating to Continuations	53	4,909	1.1%	0.6%	0.8%	0.9%
% of Patients satisfied with the dentistry they have received	4	4	N/A	92.3%	92.4%	92.5%
% of Patients satisfied with the time they had to wait for an appointment	3	4	N/A	84.2%	86.3%	87.0%

* This is based on patients treated on this contract for their most recent course of treatment. Figures in italics indicate the base number of FP17s or Patient Questionnaire responses are less than 100. N/A is shown where the base number of responses is less than 10 during the period. % is calculated as Quantity/Base number*100

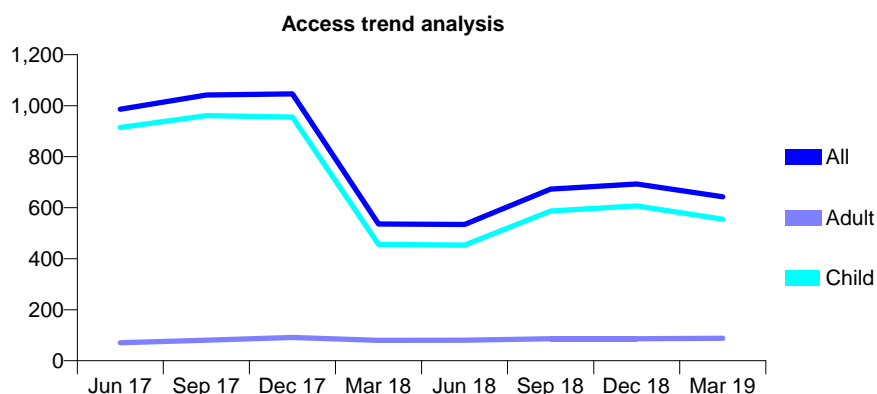
Q69 - Vital Signs At a Glance Contract Report for 678600/0001 - Year end March 2019

Name or company name	MISS CE MCCLELLAND
Contract type name	GDS Contract
Purpose of contract	General
Contract start date	01/04/2006
Contract end date	

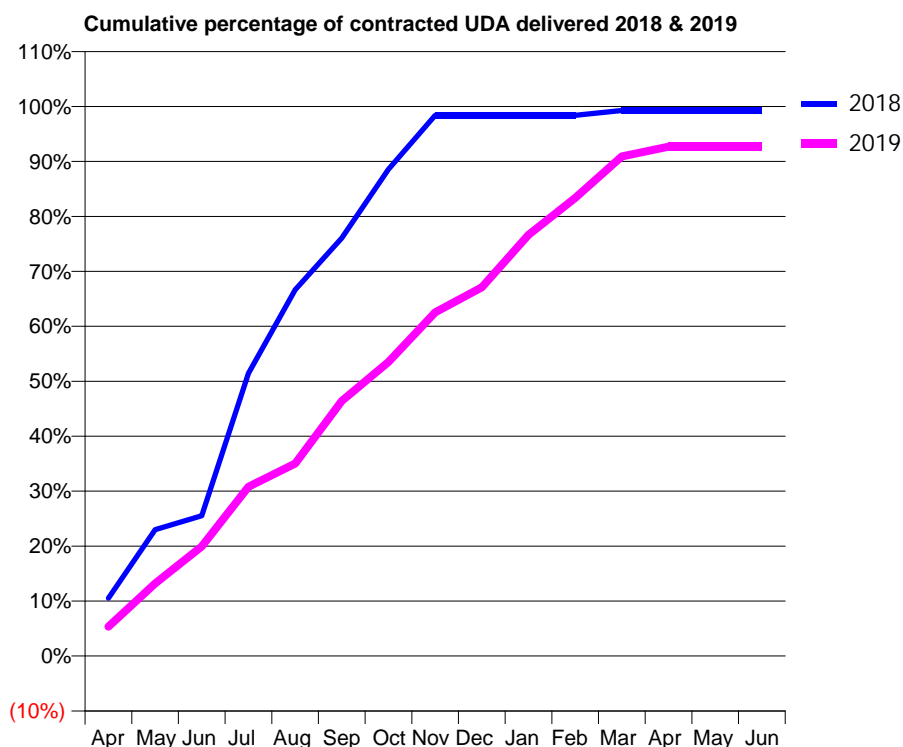
18/19 Contracted general activity (UDA)	1,700
Carry forward general activity (UDA)	12
18/19 Contracted orthodontic activity (UOA)	0
Carry forward orthodontic activity (UOA)	0
Baseline contract value	£41,336.58

ACCESS*

Patients seen in 24 months	Total	Change since previous quarter
Quarter ending March 2018	536	
Quarter ending June 2018	534	→
Quarter ending September 2018	673	↑
Quarter ending December 2018	693	↑
Quarter ending March 2019	643	↓
Variance since March 2018	20.0%	↑



ACTIVITY



Month	Adjusted Scheduled Activity (UDA)	
	2018	2019
April	179	91
May	391	225
June	434	339
July	874	524
August	1,133	596
September	1,293	789
October	1,506	910
November	1,673	1,063
December	1,673	1,141
January	1,673	1,303
February	1,673	1,417
March	1,688	1,545
April	1,688	1,576
May	1,688	1,576
June	1,688	1,576

QUALITY

	Quantity	Base Number	Contract	AT	Region	England
% of FP17s for the same patient ID Re-attending within 3 months - Children	124	1,047	11.8%	11.4%	11.3%	11.8%
% of FP17s for the same patient ID Re-attending within 3 months - Adults	5	44	11.4%	14.9%	15.4%	15.7%
% of FP17s for the same patient ID Re-attending between 3 & 9 months - Children	395	1,047	37.7%	58.4%	61.3%	58.9%
% of FP17s for the same patient ID Re-attending between 3 & 9 months - Adults	19	44	43.2%	49.0%	52.1%	50.8%
% of FP17s for Band 1 Urgent Courses	48	1,103	4.4%	9.7%	9.5%	9.1%
% of FP17s Relating to Free Repair or Replacements	0	1,103	0.0%	0.7%	0.6%	0.8%
% of FP17s Relating to Continuations	0	1,103	0.0%	0.6%	0.8%	0.9%
% of Patients satisfied with the dentistry they have received	0	0	N/A	92.3%	92.4%	92.5%
% of Patients satisfied with the time they had to wait for an appointment	0	0	N/A	84.2%	86.3%	87.0%

* This is based on patients treated on this contract for their most recent course of treatment. Figures in italics indicate the base number of FP17s or Patient Questionnaire responses are less than 100. N/A is shown where the base number of responses is less than 10 during the period. % is calculated as Quantity/Base number*100

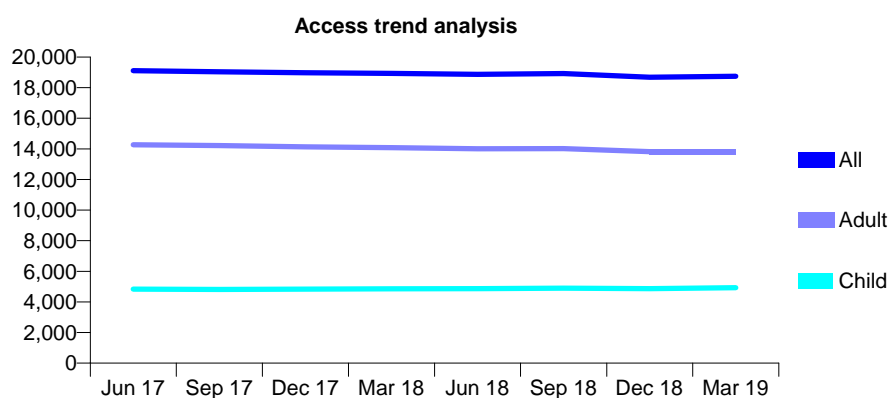
Q69 - Vital Signs At a Glance Contract Report for 678732/0001 - Year end March 2019

Name or company name	MR V MISTRY
Contract type name	GDS Contract
Purpose of contract	General
Contract start date	01/04/2006
Contract end date	

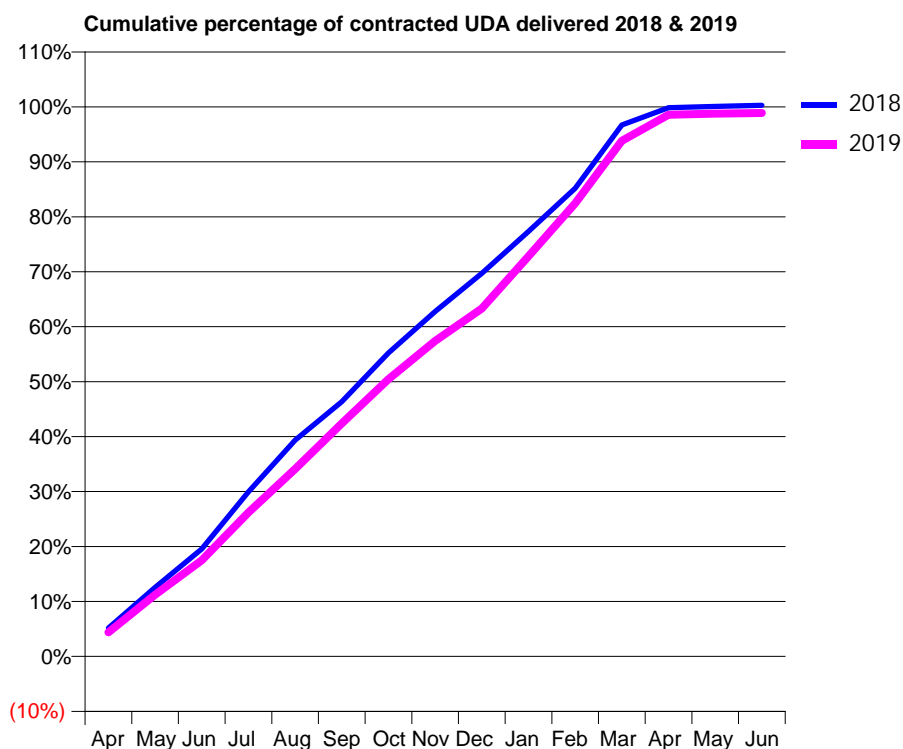
18/19 Contracted general activity (UDA)	42,273
Carry forward general activity (UDA)	-117
18/19 Contracted orthodontic activity (UOA)	0
Carry forward orthodontic activity (UOA)	0
Baseline contract value	£1,227,150.83

ACCESS*

Patients seen in 24 months	Total	Change since previous quarter
Quarter ending March 2018	18,933	
Quarter ending June 2018	18,872	→
Quarter ending September 2018	18,924	→
Quarter ending December 2018	18,682	↓
Quarter ending March 2019	18,746	→
Variance since March 2018	(1.0%)	→



ACTIVITY



Month	Adjusted Scheduled Activity (UDA)	
	2018	2019
April	2,167	1,854
May	5,254	4,743
June	8,181	7,388
July	12,539	11,078
August	16,488	14,425
September	19,398	17,913
October	23,129	21,337
November	26,278	24,273
December	29,186	26,757
January	32,379	30,776
February	35,671	34,858
March	40,483	39,653
April	41,801	41,663
May	41,898	41,755
June	41,988	41,800

QUALITY

	Quantity	Base Number	Contract	AT	Region	England
% of FP17s for the same patient ID Re-attending within 3 months - Children	479	6,447	7.4%	11.4%	11.3%	11.8%
% of FP17s for the same patient ID Re-attending within 3 months - Adults	2,902	16,462	17.6%	14.9%	15.4%	15.7%
% of FP17s for the same patient ID Re-attending between 3 & 9 months - Children	3,063	6,447	47.5%	58.4%	61.3%	58.9%
% of FP17s for the same patient ID Re-attending between 3 & 9 months - Adults	6,281	16,462	38.2%	49.0%	52.1%	50.8%
% of FP17s for Band 1 Urgent Courses	3,347	21,179	15.8%	9.7%	9.5%	9.1%
% of FP17s Relating to Free Repair or Replacements	346	21,179	1.6%	0.7%	0.6%	0.8%
% of FP17s Relating to Continuations	143	21,179	0.7%	0.6%	0.8%	0.9%
% of Patients satisfied with the dentistry they have received	7	8	N/A	92.3%	92.4%	92.5%
% of Patients satisfied with the time they had to wait for an appointment	5	8	N/A	84.2%	86.3%	87.0%

* This is based on patients treated on this contract for their most recent course of treatment. Figures in italics indicate the base number of FP17s or Patient Questionnaire responses are less than 100. N/A is shown where the base number of responses is less than 10 during the period. % is calculated as Quantity/Base number*100

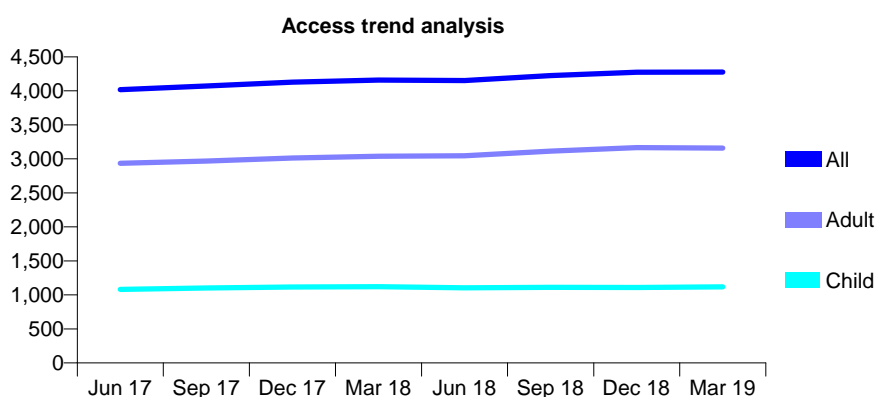
Q69 - Vital Signs At a Glance Contract Report for 683396/0001 - Year end March 2019

Name or company name	Bourbon Street Dental Care
Contract type name	GDS Contract
Purpose of contract	General
Contract start date	01/04/2006
Contract end date	

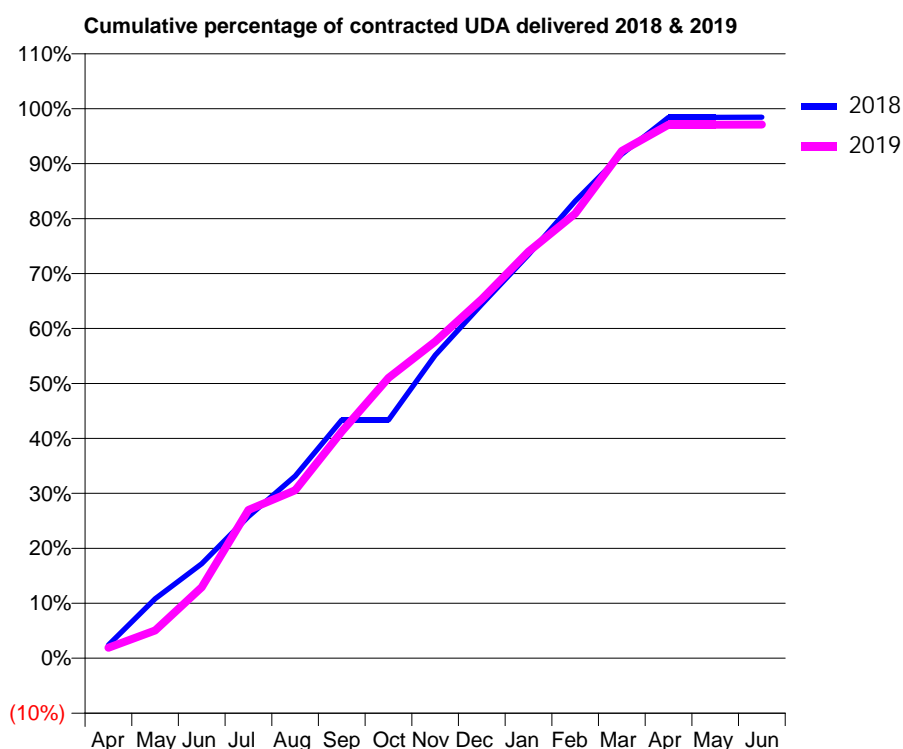
18/19 Contracted general activity (UDA)	11,630
Carry forward general activity (UDA)	180
18/19 Contracted orthodontic activity (UOA)	0
Carry forward orthodontic activity (UOA)	0
Baseline contract value	£365,764.51

ACCESS*

Patients seen in 24 months	Total	Change since previous quarter
Quarter ending March 2018	4,159	
Quarter ending June 2018	4,152	→
Quarter ending September 2018	4,225	→
Quarter ending December 2018	4,273	→
Quarter ending March 2019	4,276	→
Variance since March 2018	2.8%	↑



ACTIVITY



Month	2018	2019
April	281	222
May	1,258	588
June	1,999	1,504
July	2,998	3,136
August	3,858	3,555
September	5,042	4,800
October	5,042	5,932
November	6,415	6,703
December	7,491	7,599
January	8,540	8,604
February	9,676	9,409
March	10,666	10,735
April	11,446	11,289
May	11,445	11,291
June	11,449	11,292

QUALITY

	Quantity	Base Number	Contract	AT	Region	England
% of FP17s for the same patient ID Re-attending within 3 months - Children	93	1,401	6.6%	11.4%	11.3%	11.8%
% of FP17s for the same patient ID Re-attending within 3 months - Adults	400	3,397	11.8%	14.9%	15.4%	15.7%
% of FP17s for the same patient ID Re-attending between 3 & 9 months - Children	606	1,401	43.3%	58.4%	61.3%	58.9%
% of FP17s for the same patient ID Re-attending between 3 & 9 months - Adults	1,090	3,397	32.1%	49.0%	52.1%	50.8%
% of FP17s for Band 1 Urgent Courses	242	4,725	5.1%	9.7%	9.5%	9.1%
% of FP17s Relating to Free Repair or Replacements	25	4,725	0.5%	0.7%	0.6%	0.8%
% of FP17s Relating to Continuations	122	4,725	2.6%	0.6%	0.8%	0.9%
% of Patients satisfied with the dentistry they have received	5	5	N/A	92.3%	92.4%	92.5%
% of Patients satisfied with the time they had to wait for an appointment	5	5	N/A	84.2%	86.3%	87.0%

* This is based on patients treated on this contract for their most recent course of treatment.

Figures in italics indicate the base number of FP17s or Patient Questionnaire responses are less than 100. N/A is shown where the base number of responses is less than 10 during the period. % is calculated as Quantity/Base number*100

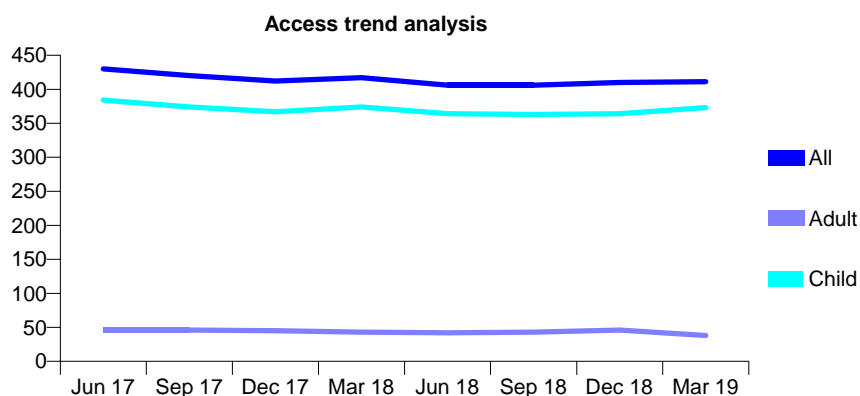
Q69 - Vital Signs At a Glance Contract Report for 683760/0001 - Year end March 2019

Name or company name	MR CJ MORRIS
Contract type name	GDS Contract
Purpose of contract	General
Contract start date	01/12/2013
Contract end date	

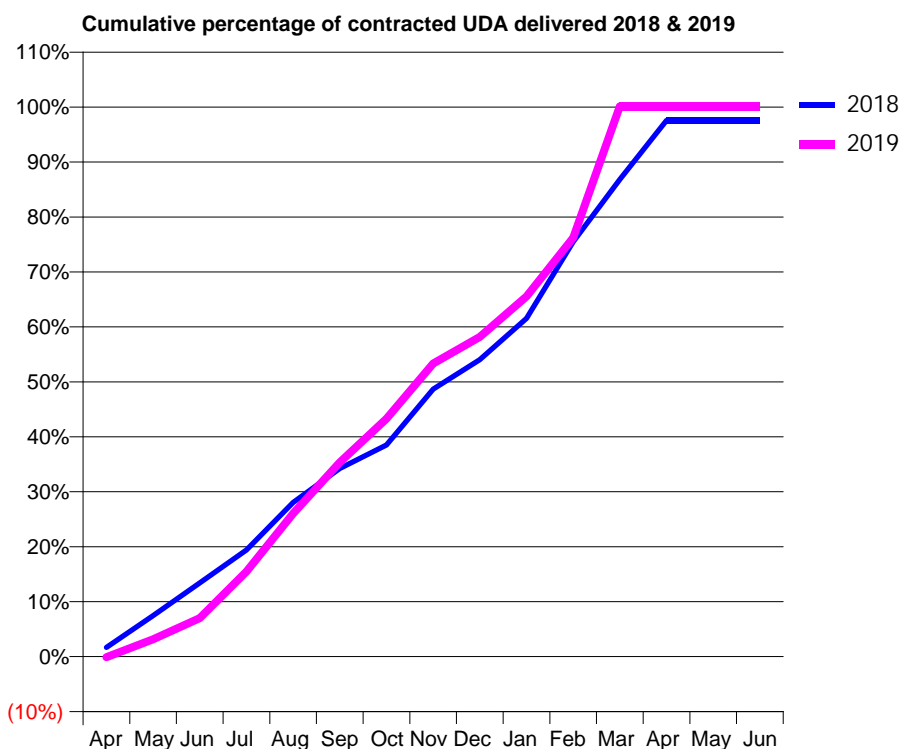
18/19 Contracted general activity (UDA)	1,443
Carry forward general activity (UDA)	35
18/19 Contracted orthodontic activity (UOA)	0
Carry forward orthodontic activity (UOA)	0
Baseline contract value	£29,964.55

ACCESS*

Patients seen in 24 months	Total	Change since previous quarter
Quarter ending March 2018	417	
Quarter ending June 2018	406	↓
Quarter ending September 2018	406	→
Quarter ending December 2018	410	→
Quarter ending March 2019	411	→
Variance since March 2018	(1.4%)	↓



ACTIVITY



Month	Adjusted Scheduled Activity (UDA)	
	2018	2019
April	24	-2
May	108	46
June	193	101
July	280	223
August	405	376
September	494	510
October	556	625
November	702	770
December	780	839
January	888	946
February	1,089	1,100
March	1,253	1,445
April	1,408	1,445
May	1,408	1,445
June	1,408	1,445

QUALITY

	Quantity	Base Number	Contract	AT	Region	England
% of FP17s for the same patient ID Re-attending within 3 months - Children	59	679	8.7%	11.4%	11.3%	11.8%
% of FP17s for the same patient ID Re-attending within 3 months - Adults	0	8	0.0%	14.9%	15.4%	15.7%
% of FP17s for the same patient ID Re-attending between 3 & 9 months - Children	440	679	64.8%	58.4%	61.3%	58.9%
% of FP17s for the same patient ID Re-attending between 3 & 9 months - Adults	3	8	37.5%	49.0%	52.1%	50.8%
% of FP17s for Band 1 Urgent Courses	31	633	4.9%	9.7%	9.5%	9.1%
% of FP17s Relating to Free Repair or Replacements	0	633	0.0%	0.7%	0.6%	0.8%
% of FP17s Relating to Continuations	0	633	0.0%	0.6%	0.8%	0.9%
% of Patients satisfied with the dentistry they have received	1	1	N/A	92.3%	92.4%	92.5%
% of Patients satisfied with the time they had to wait for an appointment	1	1	N/A	84.2%	86.3%	87.0%

* This is based on patients treated on this contract for their most recent course of treatment. Figures in italics indicate the base number of FP17s or Patient Questionnaire responses are less than 100. N/A is shown where the base number of responses is less than 10 during the period. % is calculated as Quantity/Base number*100

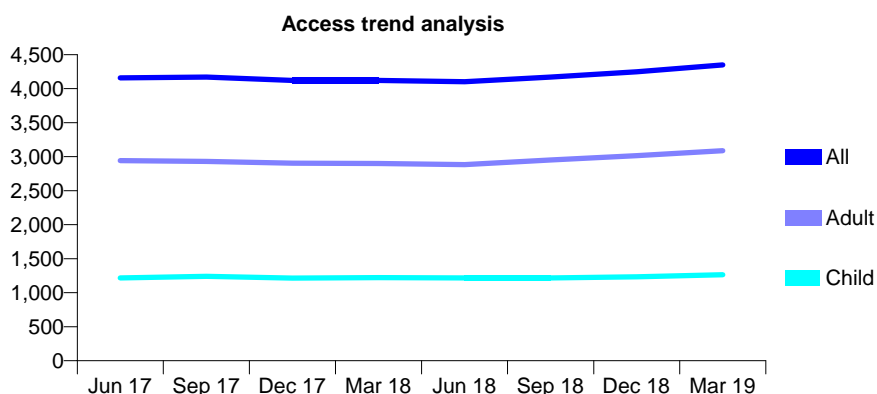
Q69 - Vital Signs At a Glance Contract Report for 684163/0001 - Year end March 2019

Name or company name	MR PW NILAND
Contract type name	GDS Contract
Purpose of contract	General
Contract start date	01/11/2007
Contract end date	

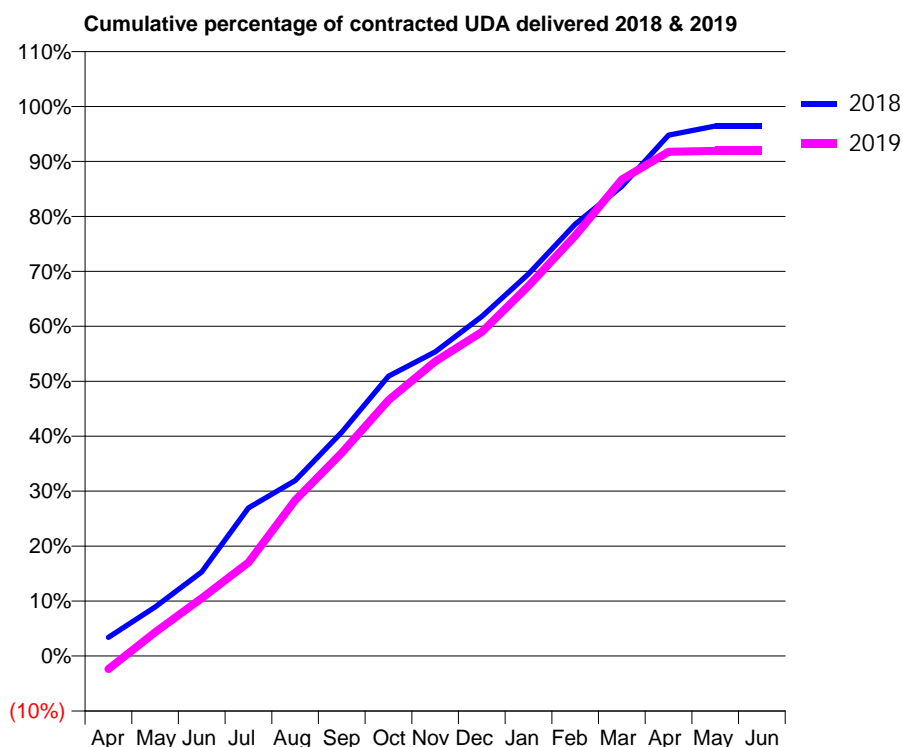
18/19 Contracted general activity (UDA)	10,400
Carry forward general activity (UDA)	372
18/19 Contracted orthodontic activity (UOA)	0
Carry forward orthodontic activity (UOA)	0
Baseline contract value	£309,898.82

ACCESS*

Patients seen in 24 months	Total	Change since previous quarter
Quarter ending March 2018	4,121	
Quarter ending June 2018	4,102	→
Quarter ending September 2018	4,169	→
Quarter ending December 2018	4,249	→
Quarter ending March 2019	4,350	↑
Variance since March 2018	5.6%	↑



ACTIVITY



Month	Adjusted Scheduled Activity (UDA)	
	2018	2019
April	353	-249
May	927	450
June	1,591	1,095
July	2,803	1,771
August	3,324	2,949
September	4,236	3,846
October	5,297	4,843
November	5,756	5,573
December	6,427	6,132
January	7,232	7,006
February	8,173	7,955
March	8,887	9,017
April	9,857	9,542
May	10,028	9,562
June	10,028	9,562

QUALITY

	Quantity	Base Number	Contract	AT	Region	England
% of FP17s for the same patient ID Re-attending within 3 months - Children	113	1,777	6.4%	11.4%	11.3%	11.8%
% of FP17s for the same patient ID Re-attending within 3 months - Adults	495	3,734	13.3%	14.9%	15.4%	15.7%
% of FP17s for the same patient ID Re-attending between 3 & 9 months - Children	923	1,777	51.9%	58.4%	61.3%	58.9%
% of FP17s for the same patient ID Re-attending between 3 & 9 months - Adults	1,366	3,734	36.6%	49.0%	52.1%	50.8%
% of FP17s for Band 1 Urgent Courses	329	5,277	6.2%	9.7%	9.5%	9.1%
% of FP17s Relating to Free Repair or Replacements	12	5,277	0.2%	0.7%	0.6%	0.8%
% of FP17s Relating to Continuations	136	5,277	2.6%	0.6%	0.8%	0.9%
% of Patients satisfied with the dentistry they have received	3	3	N/A	92.3%	92.4%	92.5%
% of Patients satisfied with the time they had to wait for an appointment	3	3	N/A	84.2%	86.3%	87.0%

* This is based on patients treated on this contract for their most recent course of treatment. Figures in italics indicate the base number of FP17s or Patient Questionnaire responses are less than 100. N/A is shown where the base number of responses is less than 10 during the period. % is calculated as Quantity/Base number*100

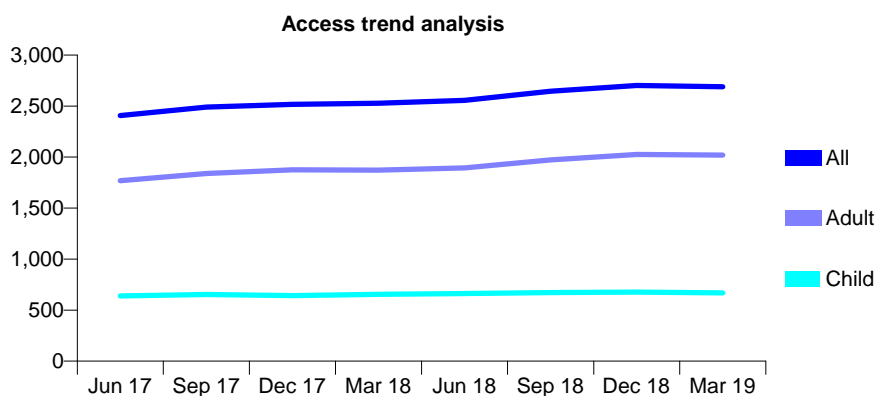
Q69 - Vital Signs At a Glance Contract Report for 688118/0001 - Year end March 2019

Name or company name	MR C SANTODOMINGO RUBIDO
Contract type name	GDS Contract
Purpose of contract	General
Contract start date	01/04/2014
Contract end date	

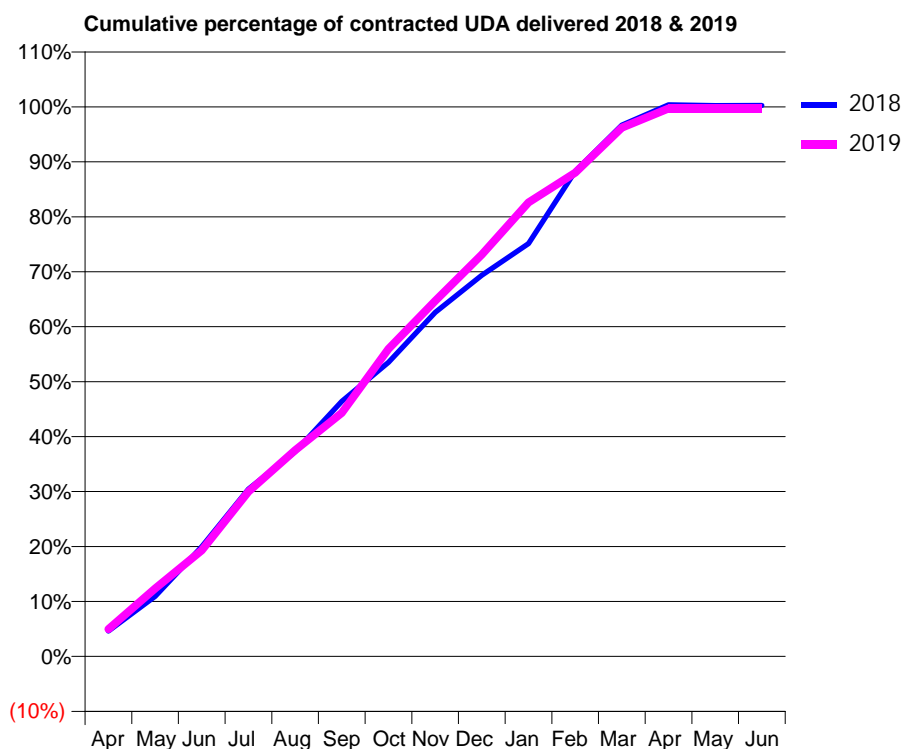
18/19 Contracted general activity (UDA)	7,974
Carry forward general activity (UDA)	-20
18/19 Contracted orthodontic activity (UOA)	0
Carry forward orthodontic activity (UOA)	0
Baseline contract value	£202,243.08

ACCESS*

Patients seen in 24 months	Total	Change since previous quarter
Quarter ending March 2018	2,527	
Quarter ending June 2018	2,556	→
Quarter ending September 2018	2,645	↑
Quarter ending December 2018	2,702	↑
Quarter ending March 2019	2,689	→
Variance since March 2018	6.4%	↑



ACTIVITY



Month	Adjusted Scheduled Activity (UDA)	
	2018	2019
April	369	396
May	871	986
June	1,592	1,538
July	2,427	2,391
August	2,971	2,992
September	3,700	3,532
October	4,268	4,463
November	4,992	5,157
December	5,532	5,830
January	5,989	6,588
February	7,041	7,019
March	7,708	7,671
April	8,003	7,951
May	7,992	7,951
June	7,995	7,951

QUALITY

	Quantity	Base Number	Contract	AT	Region	England
% of FP17s for the same patient ID Re-attending within 3 months - Children	35	805	4.3%	11.4%	11.3%	11.8%
% of FP17s for the same patient ID Re-attending within 3 months - Adults	208	2,153	9.7%	14.9%	15.4%	15.7%
% of FP17s for the same patient ID Re-attending between 3 & 9 months - Children	390	805	48.4%	58.4%	61.3%	58.9%
% of FP17s for the same patient ID Re-attending between 3 & 9 months - Adults	907	2,153	42.1%	49.0%	52.1%	50.8%
% of FP17s for Band 1 Urgent Courses	160	2,961	5.4%	9.7%	9.5%	9.1%
% of FP17s Relating to Free Repair or Replacements	17	2,961	0.6%	0.7%	0.6%	0.8%
% of FP17s Relating to Continuations	2	2,961	0.1%	0.6%	0.8%	0.9%
% of Patients satisfied with the dentistry they have received	2	2	N/A	92.3%	92.4%	92.5%
% of Patients satisfied with the time they had to wait for an appointment	2	2	N/A	84.2%	86.3%	87.0%

* This is based on patients treated on this contract for their most recent course of treatment. Figures in italics indicate the base number of FP17s or Patient Questionnaire responses are less than 100. N/A is shown where the base number of responses is less than 10 during the period. % is calculated as Quantity/Base number*100

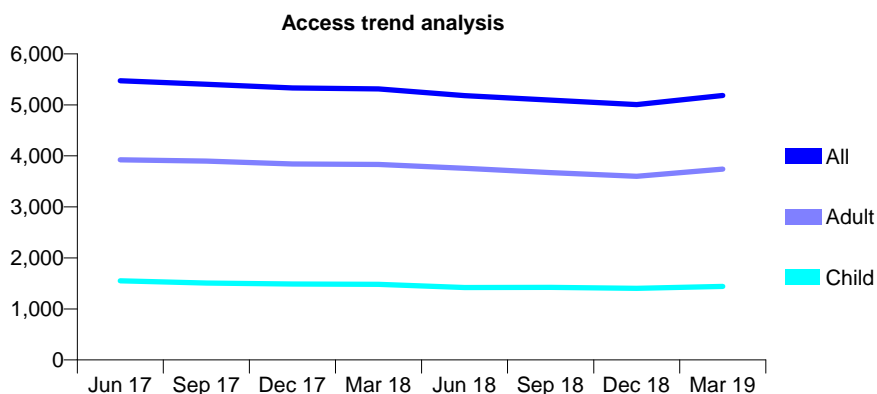
Q69 - Vital Signs At a Glance Contract Report for 689955/0001 - Year end March 2019

Name or company name	MR DS MALLI
Contract type name	GDS Contract
Purpose of contract	General
Contract start date	01/10/2014
Contract end date	

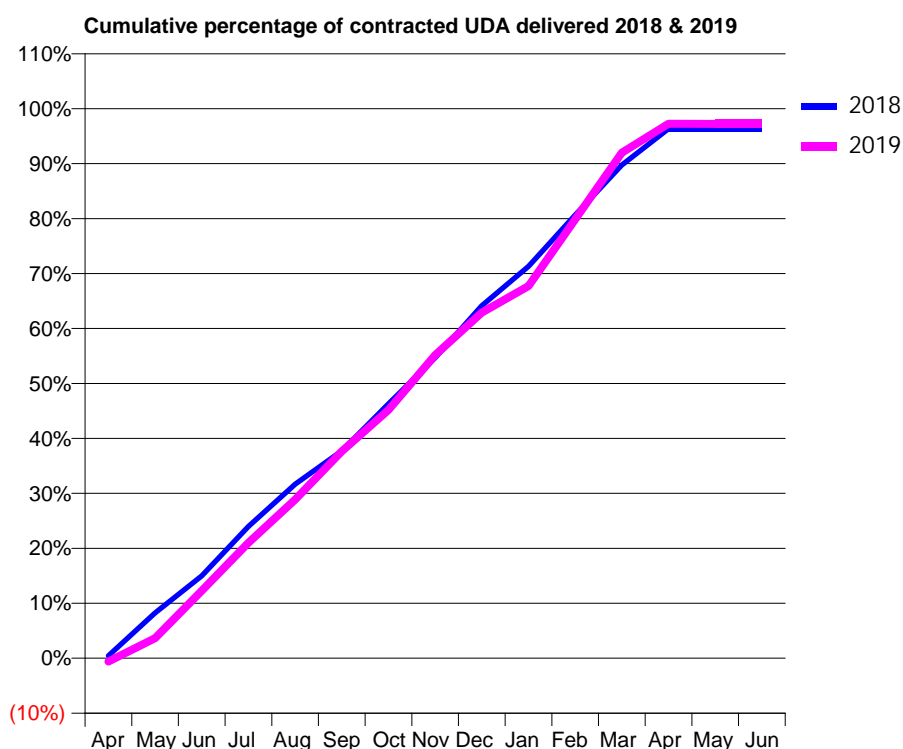
18/19 Contracted general activity (UDA)	12,508
Carry forward general activity (UDA)	455
18/19 Contracted orthodontic activity (UOA)	0
Carry forward orthodontic activity (UOA)	0
Baseline contract value	£349,183.90

ACCESS*

Patients seen in 24 months	Total	Change since previous quarter
Quarter ending March 2018	5,315	
Quarter ending June 2018	5,180	↓
Quarter ending September 2018	5,094	↓
Quarter ending December 2018	5,005	↓
Quarter ending March 2019	5,184	↑
Variance since March 2018	(2.5%)	↓



ACTIVITY



Month	2018	2019
April	55	-78
May	1,035	456
June	1,876	1,537
July	3,002	2,627
August	3,963	3,613
September	4,718	4,710
October	5,789	5,654
November	6,840	6,899
December	8,024	7,866
January	8,918	8,470
February	10,087	9,991
March	11,225	11,505
April	12,052	12,163
May	12,052	12,162
June	12,052	12,161

QUALITY

	Quantity	Base Number	Contract	AT	Region	England
% of FP17s for the same patient ID Re-attending within 3 months - Children	68	1,605	4.2%	11.4%	11.3%	11.8%
% of FP17s for the same patient ID Re-attending within 3 months - Adults	412	4,326	9.5%	14.9%	15.4%	15.7%
% of FP17s for the same patient ID Re-attending between 3 & 9 months - Children	600	1,605	37.4%	58.4%	61.3%	58.9%
% of FP17s for the same patient ID Re-attending between 3 & 9 months - Adults	1,864	4,326	43.1%	49.0%	52.1%	50.8%
% of FP17s for Band 1 Urgent Courses	354	5,814	6.1%	9.7%	9.5%	9.1%
% of FP17s Relating to Free Repair or Replacements	28	5,814	0.5%	0.7%	0.6%	0.8%
% of FP17s Relating to Continuations	9	5,814	0.2%	0.6%	0.8%	0.9%
% of Patients satisfied with the dentistry they have received	3	3	N/A	92.3%	92.4%	92.5%
% of Patients satisfied with the time they had to wait for an appointment	1	3	N/A	84.2%	86.3%	87.0%

* This is based on patients treated on this contract for their most recent course of treatment. Figures in italics indicate the base number of FP17s or Patient Questionnaire responses are less than 100. N/A is shown where the base number of responses is less than 10 during the period. % is calculated as Quantity/Base number*100

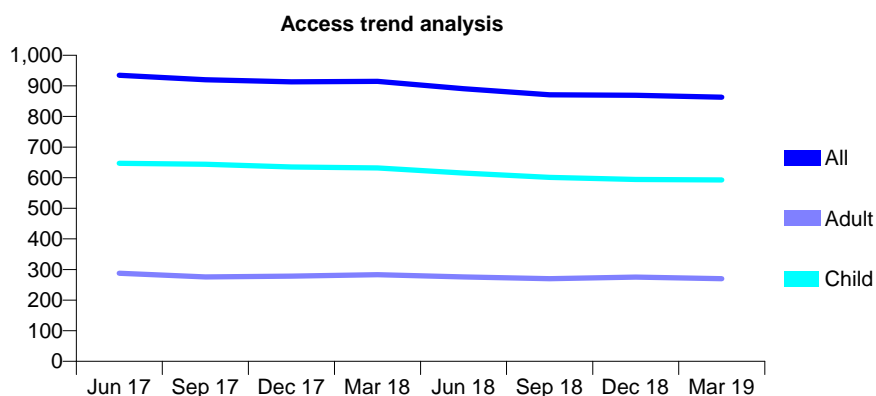
Q69 - Vital Signs At a Glance Contract Report for 691259/0001 - Year end March 2019

Name or company name	MRS N MAJEVADIA
Contract type name	GDS Contract
Purpose of contract	General
Contract start date	01/04/2014
Contract end date	

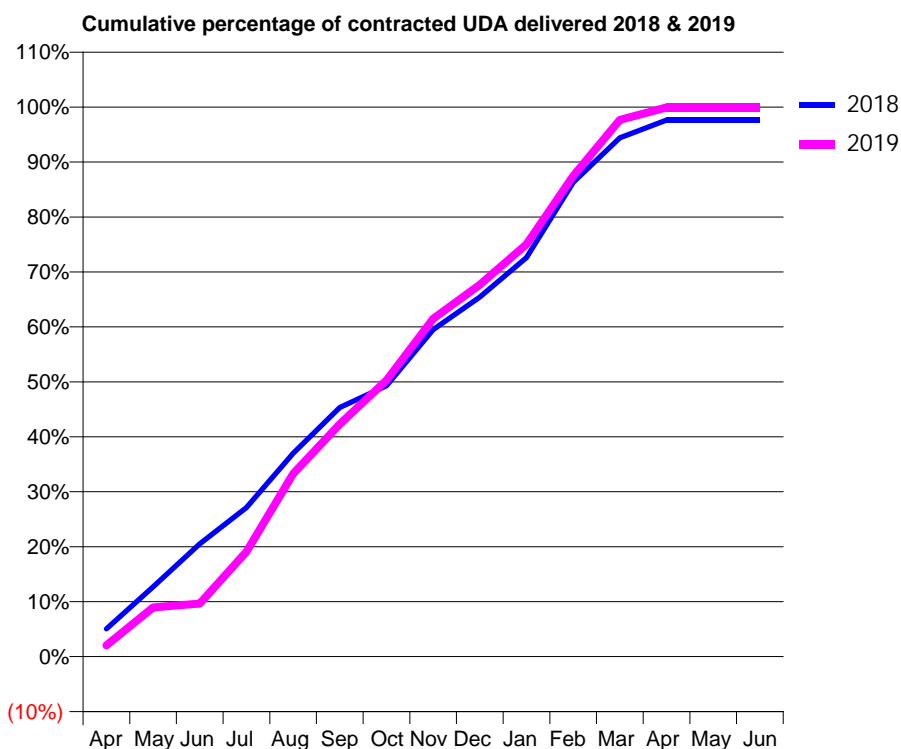
18/19 Contracted general activity (UDA)	2,400
Carry forward general activity (UDA)	56
18/19 Contracted orthodontic activity (UOA)	0
Carry forward orthodontic activity (UOA)	0
Baseline contract value	£56,055.22

ACCESS*

Patients seen in 24 months	Total	Change since previous quarter
Quarter ending March 2018	915	
Quarter ending June 2018	891	↓
Quarter ending September 2018	871	↓
Quarter ending December 2018	869	→
Quarter ending March 2019	863	→
Variance since March 2018	(5.7%)	↓



ACTIVITY



Month	Adjusted Scheduled Activity (UDA)	
	2018	2019
April	121	49
May	305	215
June	492	232
July	651	458
August	888	799
September	1,088	1,015
October	1,183	1,207
November	1,429	1,476
December	1,570	1,624
January	1,743	1,801
February	2,071	2,099
March	2,265	2,344
April	2,343	2,398
May	2,343	2,398
June	2,343	2,398

QUALITY

	Quantity	Base Number	Contract	AT	Region	England
% of FP17s for the same patient ID Re-attending within 3 months - Children	97	991	9.8%	11.4%	11.3%	11.8%
% of FP17s for the same patient ID Re-attending within 3 months - Adults	59	269	21.9%	14.9%	15.4%	15.7%
% of FP17s for the same patient ID Re-attending between 3 & 9 months - Children	626	991	63.2%	58.4%	61.3%	58.9%
% of FP17s for the same patient ID Re-attending between 3 & 9 months - Adults	144	269	53.5%	49.0%	52.1%	50.8%
% of FP17s for Band 1 Urgent Courses	69	1,257	5.5%	9.7%	9.5%	9.1%
% of FP17s Relating to Free Repair or Replacements	1	1,257	0.1%	0.7%	0.6%	0.8%
% of FP17s Relating to Continuations	20	1,257	1.6%	0.6%	0.8%	0.9%
% of Patients satisfied with the dentistry they have received	0	0	N/A	92.3%	92.4%	92.5%
% of Patients satisfied with the time they had to wait for an appointment	0	0	N/A	84.2%	86.3%	87.0%

* This is based on patients treated on this contract for their most recent course of treatment. Figures in italics indicate the base number of FP17s or Patient Questionnaire responses are less than 100. N/A is shown where the base number of responses is less than 10 during the period. % is calculated as Quantity/Base number*100

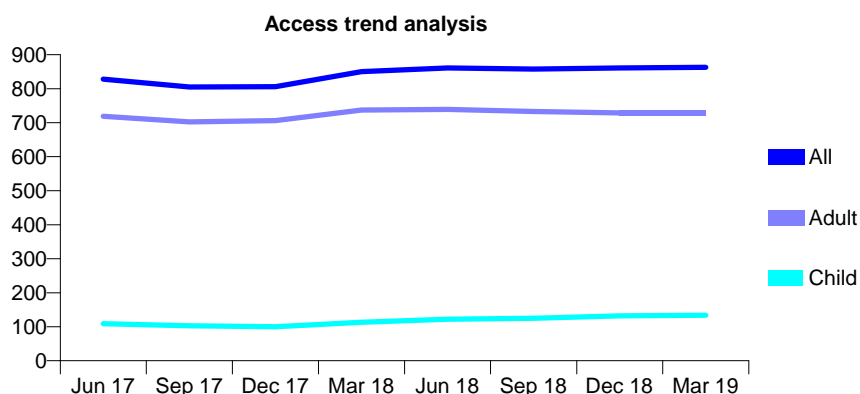
Q69 - Vital Signs At a Glance Contract Report for 691259/0002 - Year end March 2019

Name or company name	MRS N MAJEVADIA
Contract type name	GDS Contract
Purpose of contract	General
Contract start date	01/08/2014
Contract end date	

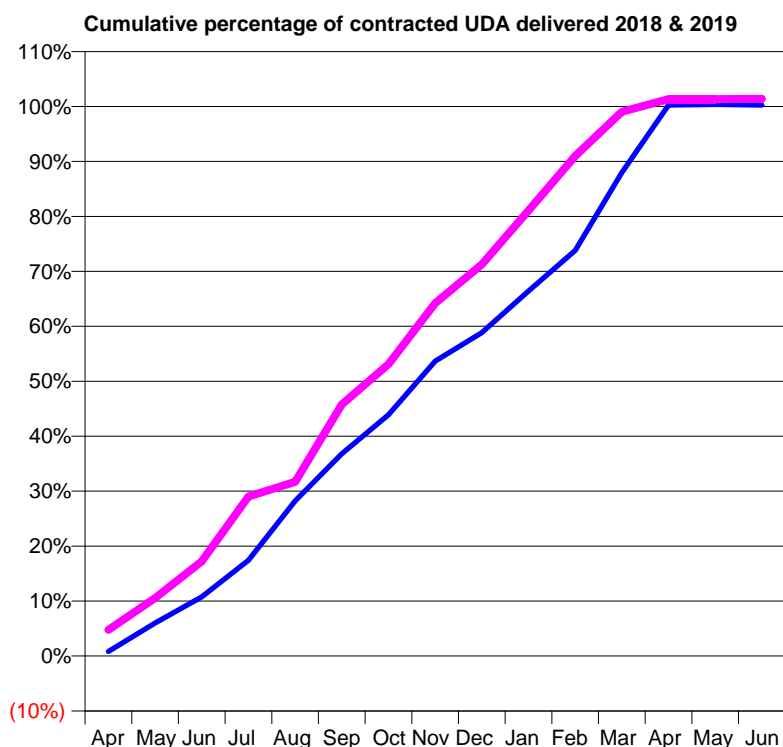
18/19 Contracted general activity (UDA)	3,008
Carry forward general activity (UDA)	-7
18/19 Contracted orthodontic activity (UOA)	0
Carry forward orthodontic activity (UOA)	0
Baseline contract value	£73,860.46

ACCESS*

Patients seen in 24 months	Total	Change since previous quarter
Quarter ending March 2018	850	
Quarter ending June 2018	861	→
Quarter ending September 2018	858	→
Quarter ending December 2018	861	→
Quarter ending March 2019	863	→
Variance since March 2018	1.5%	→



ACTIVITY



Month	Adjusted Scheduled Activity (UDA)	
	2018	2019
April	25	144
May	181	318
June	323	518
July	524	873
August	849	953
September	1,107	1,377
October	1,321	1,598
November	1,614	1,931
December	1,770	2,144
January	1,997	2,438
February	2,220	2,737
March	2,646	2,978
April	3,016	3,048
May	3,019	3,048
June	3,016	3,049

QUALITY

	Quantity	Base Number	Contract	AT	Region	England
% of FP17s for the same patient ID Re-attending within 3 months - Children	13	194	6.7%	11.4%	11.3%	11.8%
% of FP17s for the same patient ID Re-attending within 3 months - Adults	103	996	10.3%	14.9%	15.4%	15.7%
% of FP17s for the same patient ID Re-attending between 3 & 9 months - Children	99	194	51.0%	58.4%	61.3%	58.9%
% of FP17s for the same patient ID Re-attending between 3 & 9 months - Adults	623	996	62.6%	49.0%	52.1%	50.8%
% of FP17s for Band 1 Urgent Courses	70	1,135	6.2%	9.7%	9.5%	9.1%
% of FP17s Relating to Free Repair or Replacements	1	1,135	0.1%	0.7%	0.6%	0.8%
% of FP17s Relating to Continuations	9	1,135	0.8%	0.6%	0.8%	0.9%
% of Patients satisfied with the dentistry they have received	0	1	N/A	92.3%	92.4%	92.5%
% of Patients satisfied with the time they had to wait for an appointment	1	1	N/A	84.2%	86.3%	87.0%

* This is based on patients treated on this contract for their most recent course of treatment. Figures in italics indicate the base number of FP17s or Patient Questionnaire responses are less than 100. N/A is shown where the base number of responses is less than 10 during the period. % is calculated as Quantity/Base number*100

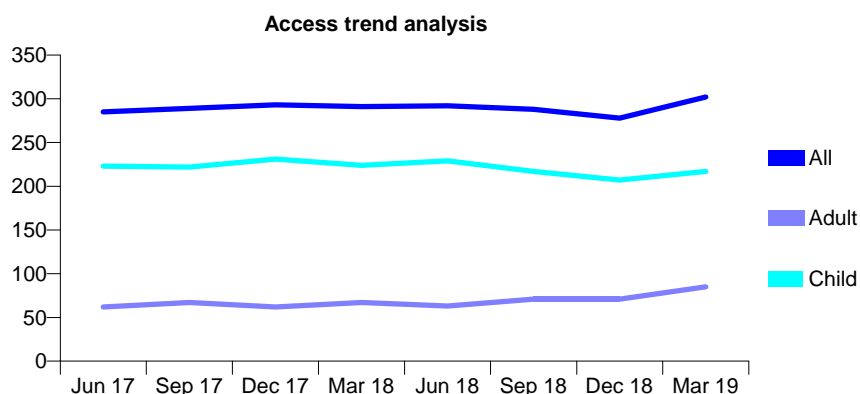
Q69 - Vital Signs At a Glance Contract Report for 725773/0001 - Year end March 2019

Name or company name	MR MC MARTIN
Contract type name	GDS Contract
Purpose of contract	General
Contract start date	01/04/2006
Contract end date	

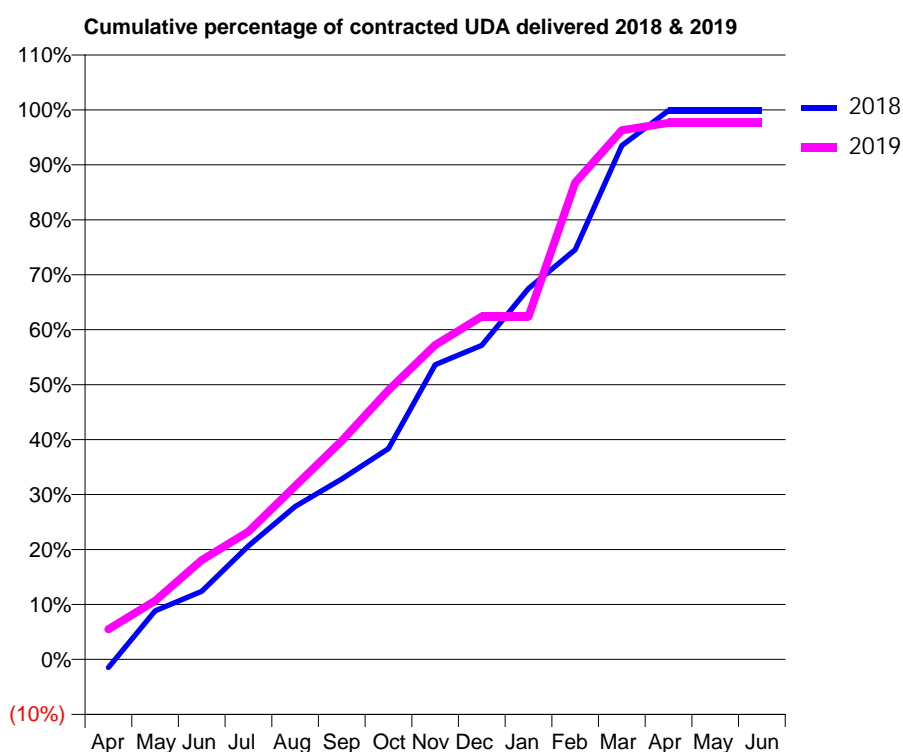
18/19 Contracted general activity (UDA)	600
Carry forward general activity (UDA)	0
18/19 Contracted orthodontic activity (UOA)	0
Carry forward orthodontic activity (UOA)	0
Baseline contract value	£14,595.61

ACCESS*

Patients seen in 24 months	Total	Change since previous quarter
Quarter ending March 2018	291	
Quarter ending June 2018	292	→
Quarter ending September 2018	288	↓
Quarter ending December 2018	278	↓
Quarter ending March 2019	302	↑
Variance since March 2018	3.8%	↑



ACTIVITY



Month	Adjusted Scheduled Activity (UDA)	
	2018	2019
April	-9	33
May	53	64
June	74	108
July	124	140
August	167	189
September	197	239
October	230	294
November	322	343
December	343	374
January	405	374
February	447	521
March	561	578
April	599	586
May	599	586
June	599	586

QUALITY

	Quantity	Base Number	Contract	AT	Region	England
% of FP17s for the same patient ID Re-attending within 3 months - Children	22	370	5.9%	11.4%	11.3%	11.8%
% of FP17s for the same patient ID Re-attending within 3 months - Adults	6	76	7.9%	14.9%	15.4%	15.7%
% of FP17s for the same patient ID Re-attending between 3 & 9 months - Children	247	370	66.8%	58.4%	61.3%	58.9%
% of FP17s for the same patient ID Re-attending between 3 & 9 months - Adults	42	76	55.3%	49.0%	52.1%	50.8%
% of FP17s for Band 1 Urgent Courses	14	428	3.3%	9.7%	9.5%	9.1%
% of FP17s Relating to Free Repair or Replacements	0	428	0.0%	0.7%	0.6%	0.8%
% of FP17s Relating to Continuations	0	428	0.0%	0.6%	0.8%	0.9%
% of Patients satisfied with the dentistry they have received	0	0	N/A	92.3%	92.4%	92.5%
% of Patients satisfied with the time they had to wait for an appointment	0	0	N/A	84.2%	86.3%	87.0%

* This is based on patients treated on this contract for their most recent course of treatment. Figures in italics indicate the base number of FP17s or Patient Questionnaire responses are less than 100. N/A is shown where the base number of responses is less than 10 during the period. % is calculated as Quantity/Base number*100

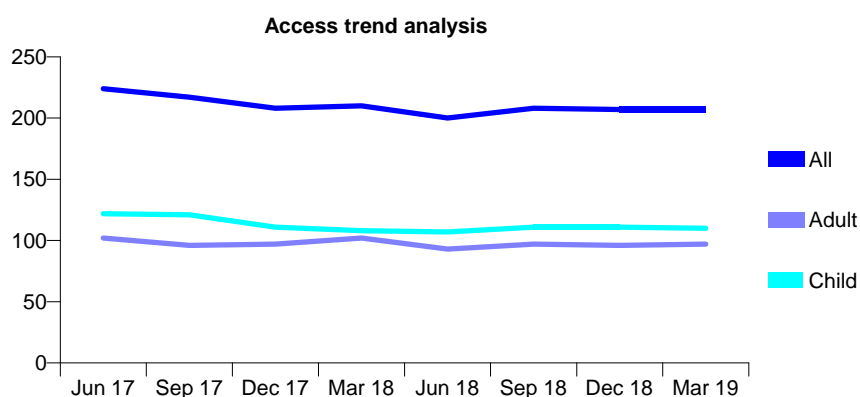
Q69 - Vital Signs At a Glance Contract Report for 732605/0002 - Year end March 2019

Name or company name	MR DW COX
Contract type name	GDS Contract
Purpose of contract	General
Contract start date	01/04/2006
Contract end date	

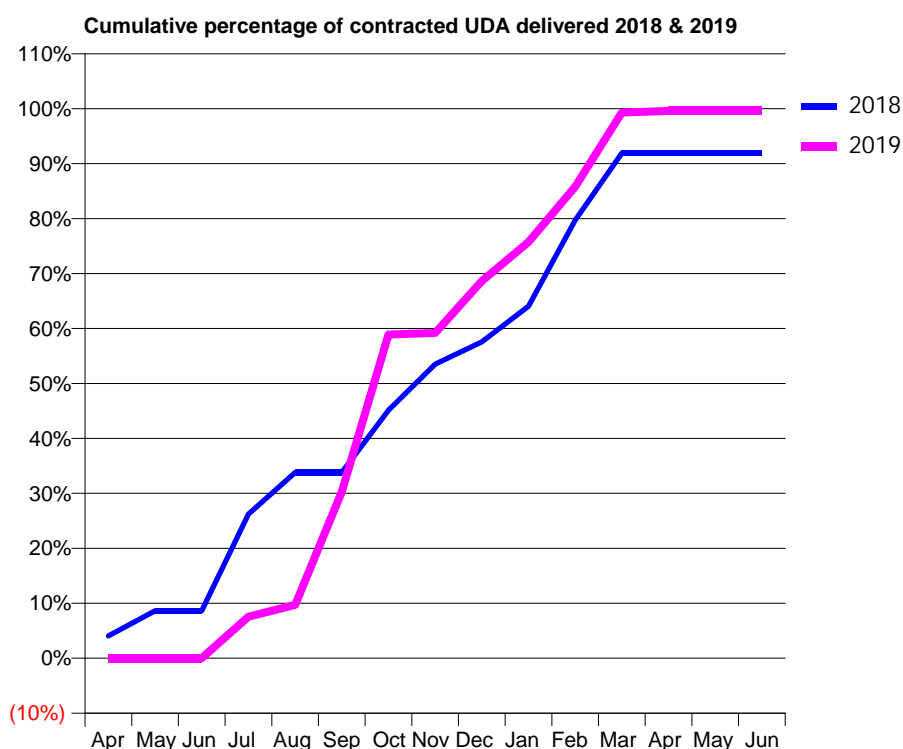
18/19 Contracted general activity (UDA)	370
Carry forward general activity (UDA)	0
18/19 Contracted orthodontic activity (UOA)	0
Carry forward orthodontic activity (UOA)	0
Baseline contract value	£8,702.74

ACCESS*

Patients seen in 24 months	Total	Change since previous quarter
Quarter ending March 2018	210	
Quarter ending June 2018	200	↓
Quarter ending September 2018	208	↑
Quarter ending December 2018	207	→
Quarter ending March 2019	207	→
Variance since March 2018	(1.4%)	↓



ACTIVITY



Month	2018	2019
April	15	0
May	32	0
June	32	0
July	97	28
August	125	36
September	125	112
October	167	218
November	198	219
December	213	254
January	237	280
February	295	317
March	340	367
April	340	368
May	340	368
June	340	368

QUALITY

	Quantity	Base Number	Contract	AT	Region	England
% of FP17s for the same patient ID Re-attending within 3 months - Children	7	151	4.6%	11.4%	11.3%	11.8%
% of FP17s for the same patient ID Re-attending within 3 months - Adults	2	81	2.5%	14.9%	15.4%	15.7%
% of FP17s for the same patient ID Re-attending between 3 & 9 months - Children	84	151	55.6%	58.4%	61.3%	58.9%
% of FP17s for the same patient ID Re-attending between 3 & 9 months - Adults	45	81	55.6%	49.0%	52.1%	50.8%
% of FP17s for Band 1 Urgent Courses	2	226	0.9%	9.7%	9.5%	9.1%
% of FP17s Relating to Free Repair or Replacements	0	226	0.0%	0.7%	0.6%	0.8%
% of FP17s Relating to Continuations	0	226	0.0%	0.6%	0.8%	0.9%
% of Patients satisfied with the dentistry they have received	0	0	N/A	92.3%	92.4%	92.5%
% of Patients satisfied with the time they had to wait for an appointment	0	0	N/A	84.2%	86.3%	87.0%

* This is based on patients treated on this contract for their most recent course of treatment.

Figures in italics indicate the base number of FP17s or Patient Questionnaire responses are less than 100. N/A is shown where the base number of responses is less than 10 during the period. % is calculated as Quantity/Base number*100

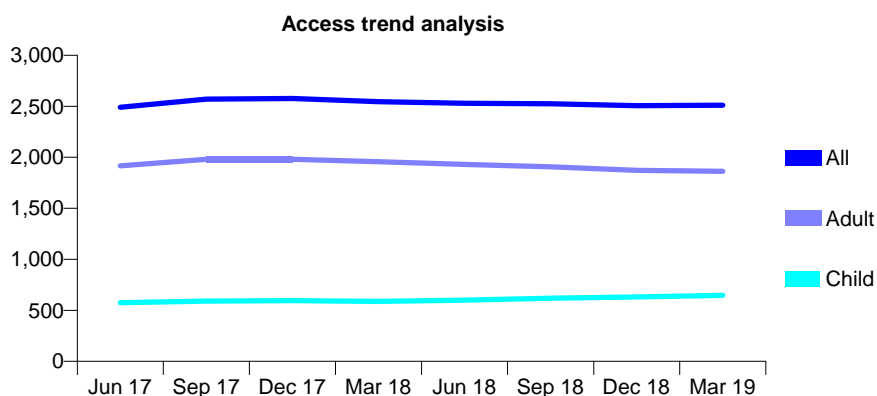
Q69 - Vital Signs At a Glance Contract Report for 736686/0002 - Year end March 2019

Name or company name	MR DA DUFFY
Contract type name	GDS Contract
Purpose of contract	General
Contract start date	01/04/2006
Contract end date	

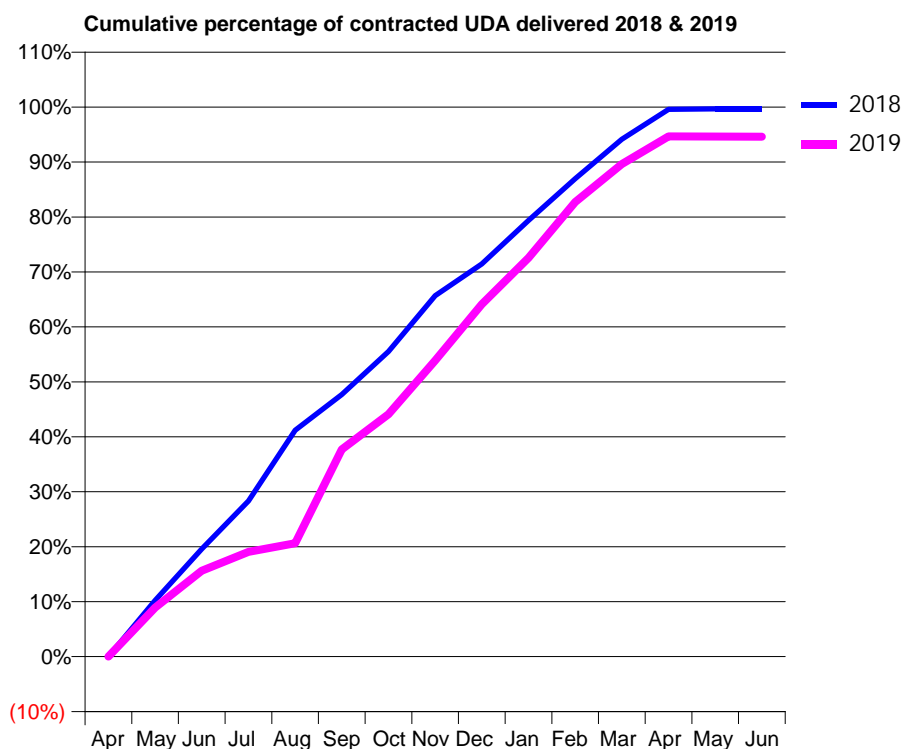
18/19 Contracted general activity (UDA)	6,186
Carry forward general activity (UDA)	0
18/19 Contracted orthodontic activity (UOA)	0
Carry forward orthodontic activity (UOA)	0
Baseline contract value	£165,788.70

ACCESS*

Patients seen in 24 months	Total	Change since previous quarter
Quarter ending March 2018	2,544	
Quarter ending June 2018	2,530	→
Quarter ending September 2018	2,525	→
Quarter ending December 2018	2,505	→
Quarter ending March 2019	2,511	→
Variance since March 2018	(1.3%)	↓



ACTIVITY



Month	Adjusted Scheduled Activity (UDA)	
	2018	2019
April	0	0
May	633	553
June	1,213	967
July	1,753	1,179
August	2,548	1,277
September	2,951	2,333
October	3,436	2,728
November	4,063	3,334
December	4,420	3,966
January	4,910	4,489
February	5,381	5,116
March	5,824	5,545
April	6,160	5,855
May	6,166	5,854
June	6,166	5,853

QUALITY

	Quantity	Base Number	Contract	AT	Region	England
% of FP17s for the same patient ID Re-attending within 3 months - Children	33	840	3.9%	11.4%	11.3%	11.8%
% of FP17s for the same patient ID Re-attending within 3 months - Adults	261	2,496	10.5%	14.9%	15.4%	15.7%
% of FP17s for the same patient ID Re-attending between 3 & 9 months - Children	401	840	47.7%	58.4%	61.3%	58.9%
% of FP17s for the same patient ID Re-attending between 3 & 9 months - Adults	1,467	2,496	58.8%	49.0%	52.1%	50.8%
% of FP17s for Band 1 Urgent Courses	289	3,268	8.8%	9.7%	9.5%	9.1%
% of FP17s Relating to Free Repair or Replacements	8	3,268	0.2%	0.7%	0.6%	0.8%
% of FP17s Relating to Continuations	4	3,268	0.1%	0.6%	0.8%	0.9%
% of Patients satisfied with the dentistry they have received	1	1	N/A	92.3%	92.4%	92.5%
% of Patients satisfied with the time they had to wait for an appointment	1	1	N/A	84.2%	86.3%	87.0%

* This is based on patients treated on this contract for their most recent course of treatment. Figures in italics indicate the base number of FP17s or Patient Questionnaire responses are less than 100. N/A is shown where the base number of responses is less than 10 during the period. % is calculated as Quantity/Base number*100

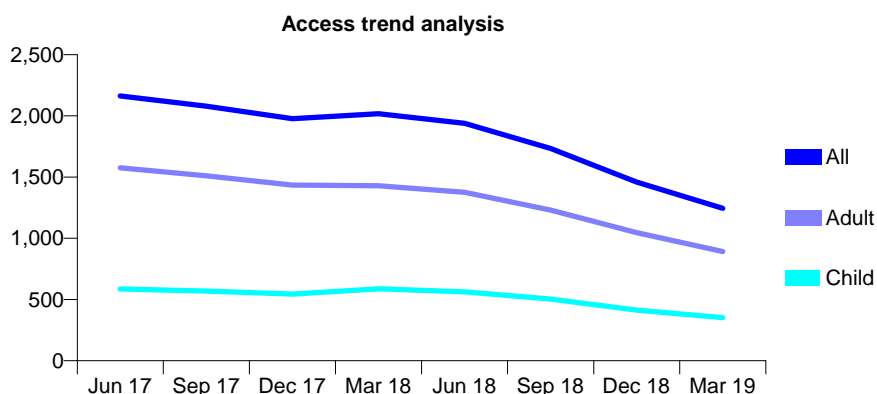
Q69 - Vital Signs At a Glance Contract Report for 737356/0001 - Year end March 2019

Name or company name	MISS MJ HARDMAN
Contract type name	GDS Contract
Purpose of contract	General
Contract start date	01/04/2006
Contract end date	31/08/2018

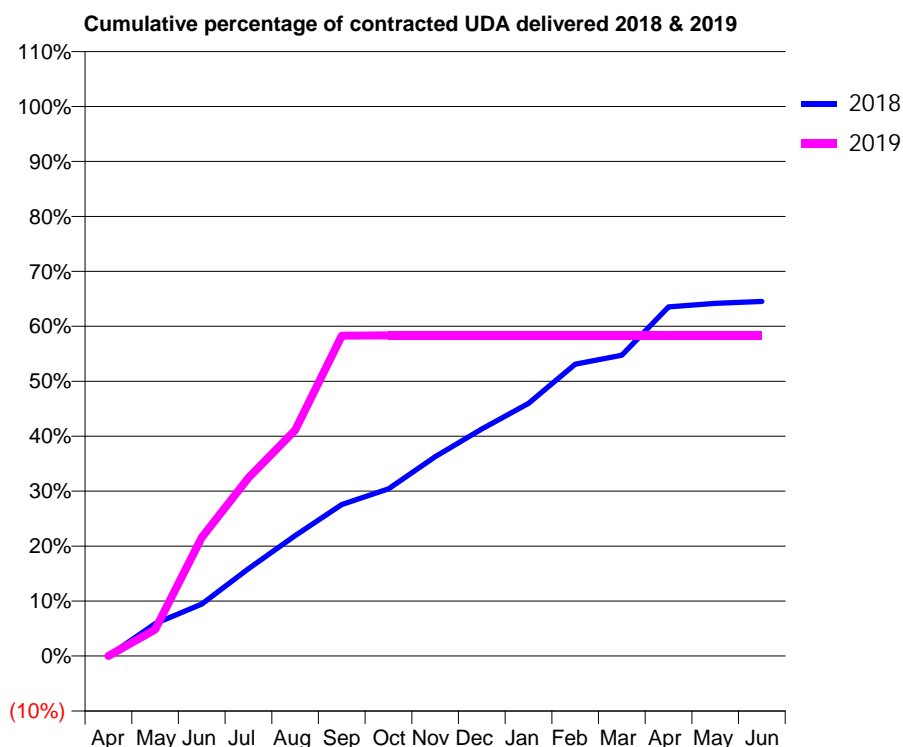
18/19 Contracted general activity (UDA)	2,705
Carry forward general activity (UDA)	0
18/19 Contracted orthodontic activity (UOA)	0
Carry forward orthodontic activity (UOA)	0
Baseline contract value	£65,671.75

ACCESS*

Patients seen in 24 months	Total	Change since previous quarter
Quarter ending March 2018	2,018	
Quarter ending June 2018	1,939	↓
Quarter ending September 2018	1,734	↓
Quarter ending December 2018	1,459	↓
Quarter ending March 2019	1,245	↓
Variance since March 2018	(38.3%)	↓



ACTIVITY



Month	Adjusted Scheduled Activity (UDA)	
	2018	2019
April	0	0
May	384	130
June	614	583
July	1,031	877
August	1,424	1,111
September	1,791	1,576
October	1,975	1,578
November	2,355	1,578
December	2,683	1,578
January	2,986	1,578
February	3,449	1,578
March	3,553	1,578
April	4,124	1,578
May	4,167	1,578
June	4,189	1,578

QUALITY

	Quantity	Base Number	Contract	AT	Region	England
% of FP17s for the same patient ID Re-attending within 3 months - Children	13	477	2.7%	11.4%	11.3%	11.8%
% of FP17s for the same patient ID Re-attending within 3 months - Adults	49	761	6.4%	14.9%	15.4%	15.7%
% of FP17s for the same patient ID Re-attending between 3 & 9 months - Children	301	477	63.1%	58.4%	61.3%	58.9%
% of FP17s for the same patient ID Re-attending between 3 & 9 months - Adults	454	761	59.7%	49.0%	52.1%	50.8%
% of FP17s for Band 1 Urgent Courses	21	864	2.4%	9.7%	9.5%	9.1%
% of FP17s Relating to Free Repair or Replacements	5	864	0.6%	0.7%	0.6%	0.8%
% of FP17s Relating to Continuations	1	864	0.1%	0.6%	0.8%	0.9%
% of Patients satisfied with the dentistry they have received	0	0	N/A	92.3%	92.4%	92.5%
% of Patients satisfied with the time they had to wait for an appointment	0	0	N/A	84.2%	86.3%	87.0%

* This is based on patients treated on this contract for their most recent course of treatment. Figures in italics indicate the base number of FP17s or Patient Questionnaire responses are less than 100. N/A is shown where the base number of responses is less than 10 during the period. % is calculated as Quantity/Base number*100

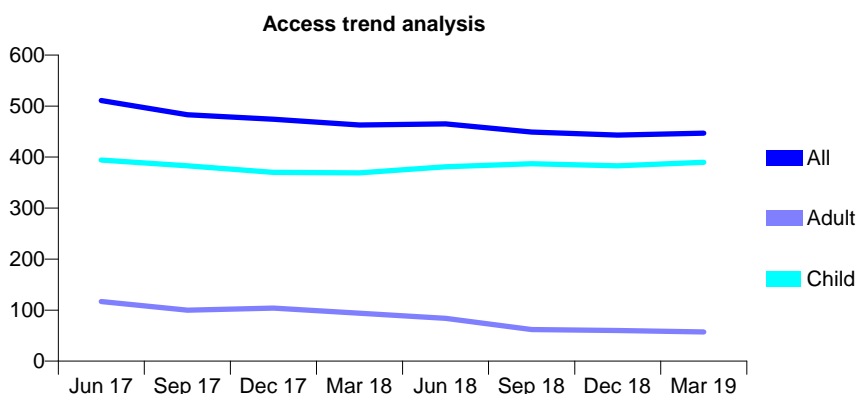
Q69 - Vital Signs At a Glance Contract Report for 740616/0001 - Year end March 2019

Name or company name	MR R PARMAR
Contract type name	GDS Contract
Purpose of contract	General
Contract start date	01/04/2006
Contract end date	

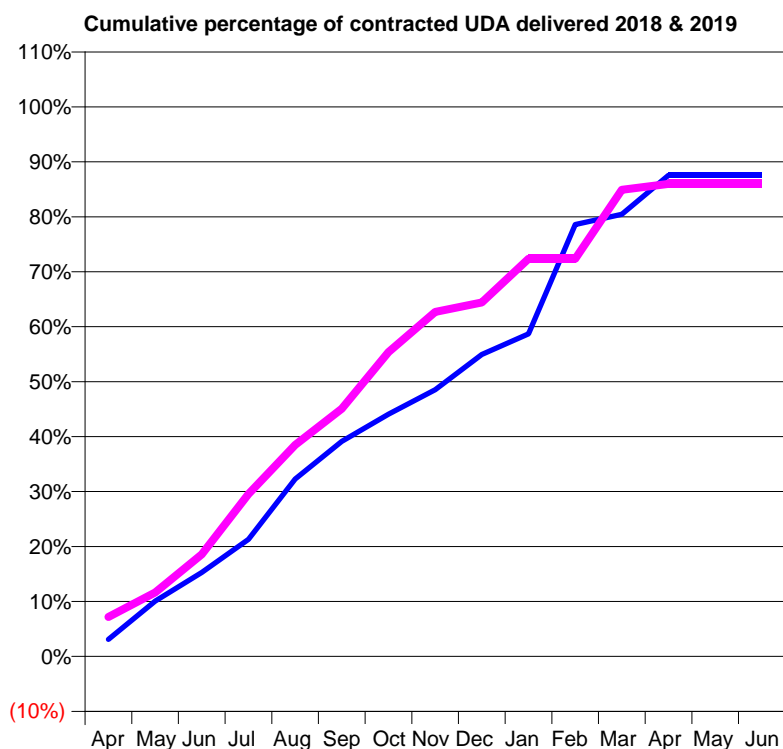
18/19 Contracted general activity (UDA)	750
Carry forward general activity (UDA)	0
18/19 Contracted orthodontic activity (UOA)	0
Carry forward orthodontic activity (UOA)	0
Baseline contract value	£16,888.43

ACCESS*

Patients seen in 24 months	Total	Change since previous quarter
Quarter ending March 2018	463	
Quarter ending June 2018	465	→
Quarter ending September 2018	449	↓
Quarter ending December 2018	443	↓
Quarter ending March 2019	447	→
Variance since March 2018	(3.5%)	↓



ACTIVITY



Month	2018	2019
April	23	54
May	75	87
June	115	139
July	160	222
August	242	289
September	293	338
October	331	415
November	364	470
December	412	483
January	440	543
February	589	543
March	603	637
April	657	645
May	657	645
June	657	645

QUALITY

	Quantity	Base Number	Contract	AT	Region	England
% of FP17s for the same patient ID Re-attending within 3 months - Children	21	544	3.9%	11.4%	11.3%	11.8%
% of FP17s for the same patient ID Re-attending within 3 months - Adults	3	26	11.5%	14.9%	15.4%	15.7%
% of FP17s for the same patient ID Re-attending between 3 & 9 months - Children	328	544	60.3%	58.4%	61.3%	58.9%
% of FP17s for the same patient ID Re-attending between 3 & 9 months - Adults	11	26	42.3%	49.0%	52.1%	50.8%
% of FP17s for Band 1 Urgent Courses	10	535	1.9%	9.7%	9.5%	9.1%
% of FP17s Relating to Free Repair or Replacements	0	535	0.0%	0.7%	0.6%	0.8%
% of FP17s Relating to Continuations	3	535	0.6%	0.6%	0.8%	0.9%
% of Patients satisfied with the dentistry they have received	0	0	N/A	92.3%	92.4%	92.5%
% of Patients satisfied with the time they had to wait for an appointment	0	0	N/A	84.2%	86.3%	87.0%

* This is based on patients treated on this contract for their most recent course of treatment. Figures in italics indicate the base number of FP17s or Patient Questionnaire responses are less than 100. N/A is shown where the base number of responses is less than 10 during the period. % is calculated as Quantity/Base number*100

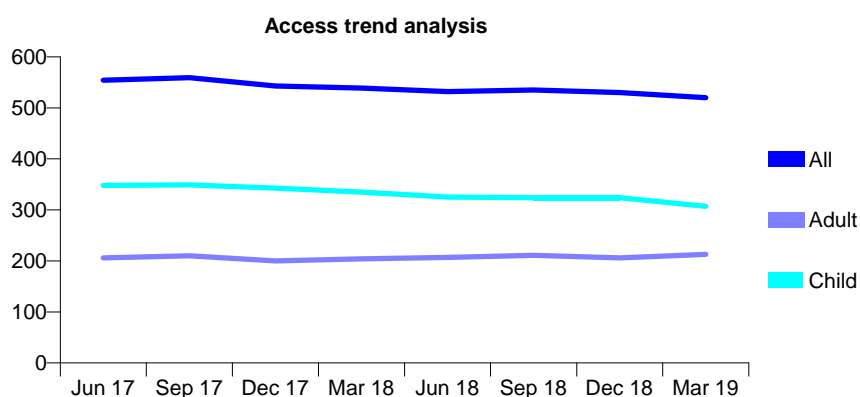
Q69 - Vital Signs At a Glance Contract Report for 741523/0001 - Year end March 2019

Name or company name	MR JE MILLER
Contract type name	GDS Contract
Purpose of contract	General
Contract start date	01/07/2007
Contract end date	

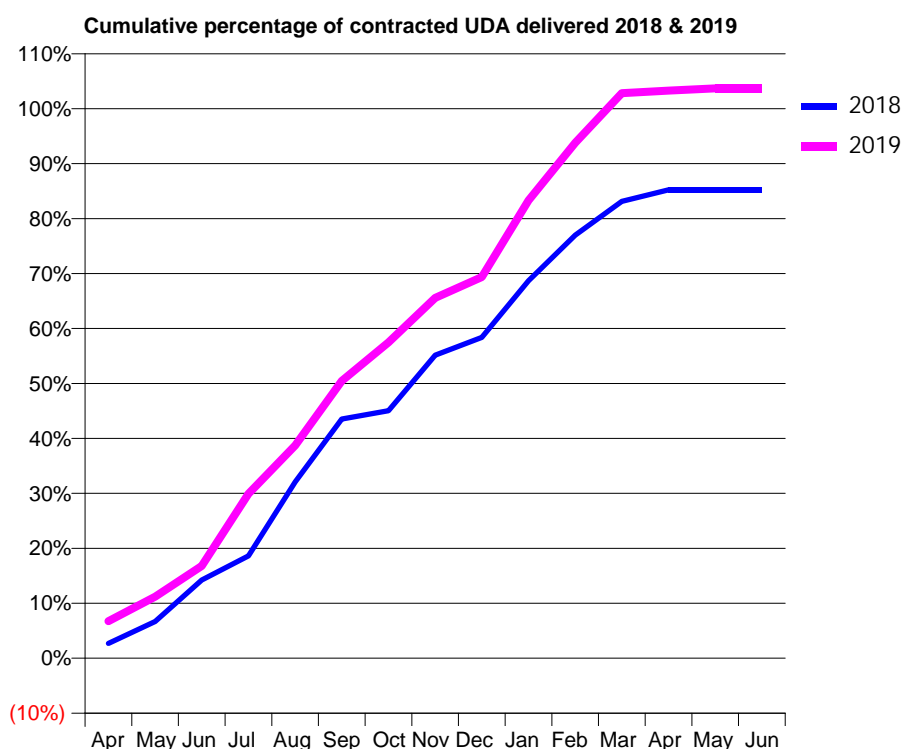
18/19 Contracted general activity (UDA)	700
Carry forward general activity (UDA)	0
18/19 Contracted orthodontic activity (UOA)	0
Carry forward orthodontic activity (UOA)	0
Baseline contract value	£17,022.23

ACCESS*

Patients seen in 24 months	Total	Change since previous quarter
Quarter ending March 2018	539	
Quarter ending June 2018	532	↓
Quarter ending September 2018	535	→
Quarter ending December 2018	530	→
Quarter ending March 2019	520	↓
Variance since March 2018	(3.5%)	↓



ACTIVITY



Month	Adjusted Scheduled Activity (UDA)	
	2018	2019
April	23	47
May	57	78
June	121	117
July	158	210
August	273	271
September	370	353
October	383	402
November	469	459
December	496	486
January	584	583
February	654	656
March	707	720
April	725	723
May	725	726
June	725	726

QUALITY

	Quantity	Base Number	Contract	AT	Region	England
% of FP17s for the same patient ID Re-attending within 3 months - Children	10	390	2.6%	11.4%	11.3%	11.8%
% of FP17s for the same patient ID Re-attending within 3 months - Adults	6	184	3.3%	14.9%	15.4%	15.7%
% of FP17s for the same patient ID Re-attending between 3 & 9 months - Children	199	390	51.0%	58.4%	61.3%	58.9%
% of FP17s for the same patient ID Re-attending between 3 & 9 months - Adults	76	184	41.3%	49.0%	52.1%	50.8%
% of FP17s for Band 1 Urgent Courses	24	561	4.3%	9.7%	9.5%	9.1%
% of FP17s Relating to Free Repair or Replacements	0	561	0.0%	0.7%	0.6%	0.8%
% of FP17s Relating to Continuations	0	561	0.0%	0.6%	0.8%	0.9%
% of Patients satisfied with the dentistry they have received	1	1	N/A	92.3%	92.4%	92.5%
% of Patients satisfied with the time they had to wait for an appointment	1	1	N/A	84.2%	86.3%	87.0%

* This is based on patients treated on this contract for their most recent course of treatment. Figures in italics indicate the base number of FP17s or Patient Questionnaire responses are less than 100. N/A is shown where the base number of responses is less than 10 during the period. % is calculated as Quantity/Base number*100

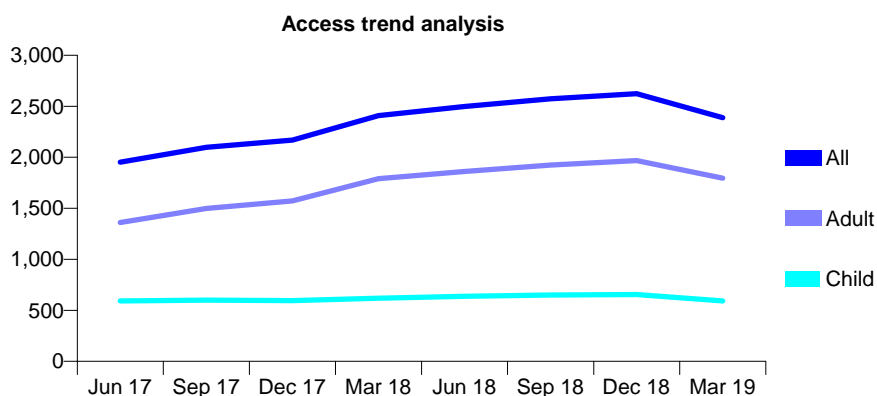
Q69 - Vital Signs At a Glance Contract Report for 746762/0001 - Year end March 2019

Name or company name	MR S BHATIA
Contract type name	GDS Contract
Purpose of contract	General
Contract start date	01/04/2006
Contract end date	

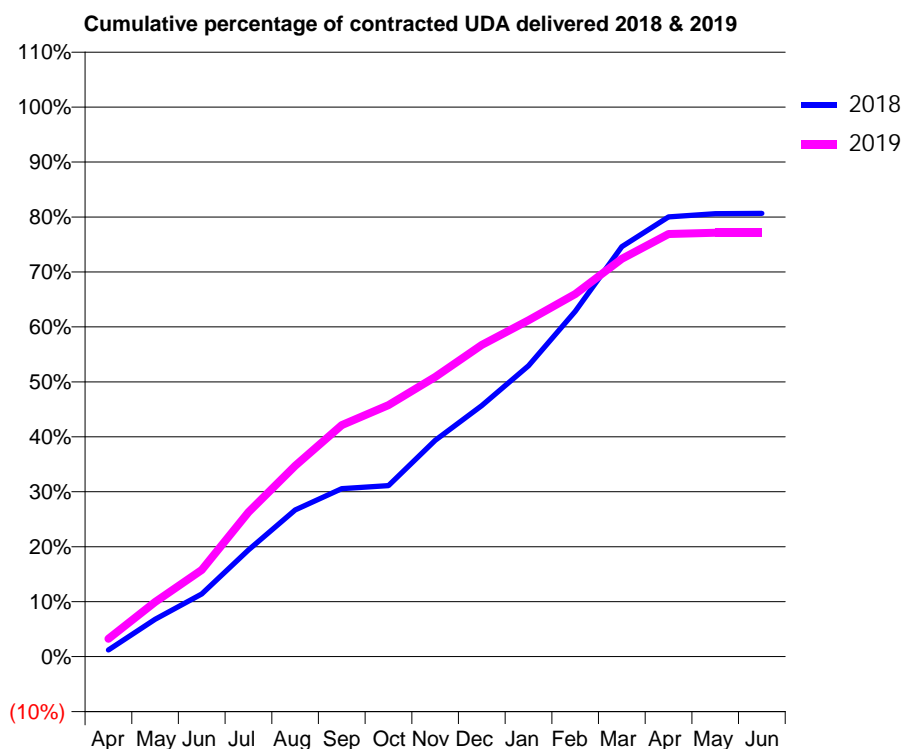
18/19 Contracted general activity (UDA)	7,056
Carry forward general activity (UDA)	0
18/19 Contracted orthodontic activity (UOA)	0
Carry forward orthodontic activity (UOA)	0
Baseline contract value	£180,054.94

ACCESS*

Patients seen in 24 months	Total	Change since previous quarter
Quarter ending March 2018	2,409	
Quarter ending June 2018	2,498	↑
Quarter ending September 2018	2,573	↑
Quarter ending December 2018	2,624	→
Quarter ending March 2019	2,388	↓
Variance since March 2018	(0.9%)	→



ACTIVITY



Month	Adjusted Scheduled Activity (UDA)	
	2018	2019
April	87	228
May	481	702
June	805	1,115
July	1,370	1,856
August	1,884	2,451
September	2,156	2,971
October	2,195	3,228
November	2,778	3,591
December	3,224	4,002
January	3,735	4,317
February	4,435	4,654
March	5,264	5,107
April	5,646	5,426
May	5,688	5,443
June	5,691	5,443

QUALITY

	Quantity	Base Number	Contract	AT	Region	England
% of FP17s for the same patient ID Re-attending within 3 months - Children	58	807	7.2%	11.4%	11.3%	11.8%
% of FP17s for the same patient ID Re-attending within 3 months - Adults	326	2,205	14.8%	14.9%	15.4%	15.7%
% of FP17s for the same patient ID Re-attending between 3 & 9 months - Children	448	807	55.5%	58.4%	61.3%	58.9%
% of FP17s for the same patient ID Re-attending between 3 & 9 months - Adults	1,199	2,205	54.4%	49.0%	52.1%	50.8%
% of FP17s for Band 1 Urgent Courses	182	3,005	6.1%	9.7%	9.5%	9.1%
% of FP17s Relating to Free Repair or Replacements	31	3,005	1.0%	0.7%	0.6%	0.8%
% of FP17s Relating to Continuations	4	3,005	0.1%	0.6%	0.8%	0.9%
% of Patients satisfied with the dentistry they have received	1	1	N/A	92.3%	92.4%	92.5%
% of Patients satisfied with the time they had to wait for an appointment	1	1	N/A	84.2%	86.3%	87.0%

* This is based on patients treated on this contract for their most recent course of treatment. Figures in italics indicate the base number of FP17s or Patient Questionnaire responses are less than 100. N/A is shown where the base number of responses is less than 10 during the period. % is calculated as Quantity/Base number*100

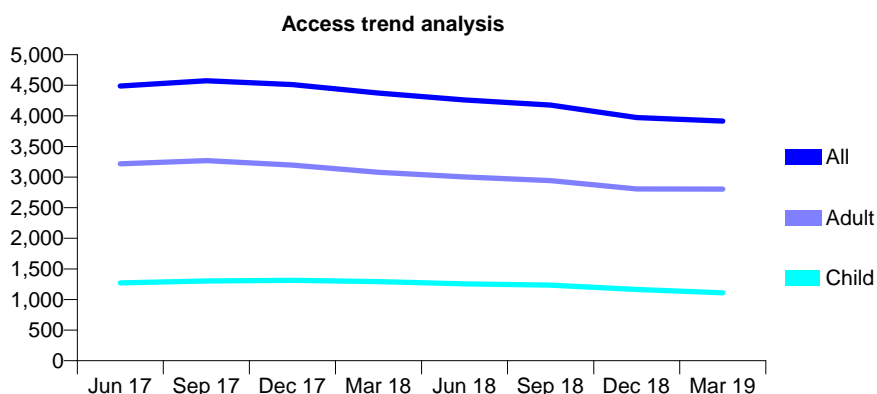
Q69 - Vital Signs At a Glance Contract Report for 746762/0002 - Year end March 2019

Name or company name	MR S BHATIA
Contract type name	GDS Contract
Purpose of contract	General
Contract start date	01/04/2006
Contract end date	

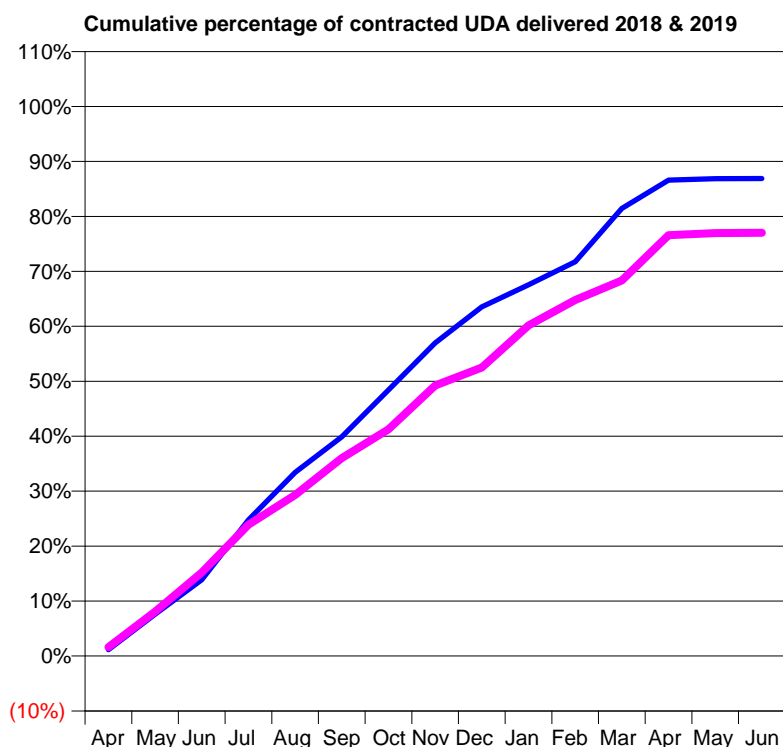
18/19 Contracted general activity (UDA)	8,311
Carry forward general activity (UDA)	0
18/19 Contracted orthodontic activity (UOA)	0
Carry forward orthodontic activity (UOA)	0
Baseline contract value	£220,180.67

ACCESS*

Patients seen in 24 months	Total	Change since previous quarter
Quarter ending March 2018	4,373	
Quarter ending June 2018	4,260	↓
Quarter ending September 2018	4,178	↓
Quarter ending December 2018	3,972	↓
Quarter ending March 2019	3,914	↓
Variance since March 2018	(10.5%)	↓



ACTIVITY



Month	Adjusted Scheduled Activity (UDA)	
	2018	2019
April	96	135
May	632	673
June	1,153	1,261
July	2,058	1,985
August	2,779	2,435
September	3,316	2,993
October	4,024	3,430
November	4,736	4,092
December	5,278	4,362
January	5,615	4,998
February	5,963	5,384
March	6,767	5,681
April	7,198	6,365
May	7,219	6,397
June	7,221	6,399

QUALITY

	Quantity	Base Number	Contract	AT	Region	England
% of FP17s for the same patient ID Re-attending within 3 months - Children	79	1,163	6.8%	11.4%	11.3%	11.8%
% of FP17s for the same patient ID Re-attending within 3 months - Adults	219	2,565	8.5%	14.9%	15.4%	15.7%
% of FP17s for the same patient ID Re-attending between 3 & 9 months - Children	558	1,163	48.0%	58.4%	61.3%	58.9%
% of FP17s for the same patient ID Re-attending between 3 & 9 months - Adults	838	2,565	32.7%	49.0%	52.1%	50.8%
% of FP17s for Band 1 Urgent Courses	275	3,904	7.0%	9.7%	9.5%	9.1%
% of FP17s Relating to Free Repair or Replacements	22	3,904	0.6%	0.7%	0.6%	0.8%
% of FP17s Relating to Continuations	8	3,904	0.2%	0.6%	0.8%	0.9%
% of Patients satisfied with the dentistry they have received	1	1	N/A	92.3%	92.4%	92.5%
% of Patients satisfied with the time they had to wait for an appointment	1	1	N/A	84.2%	86.3%	87.0%

* This is based on patients treated on this contract for their most recent course of treatment. Figures in italics indicate the base number of FP17s or Patient Questionnaire responses are less than 100. N/A is shown where the base number of responses is less than 10 during the period. % is calculated as Quantity/Base number*100

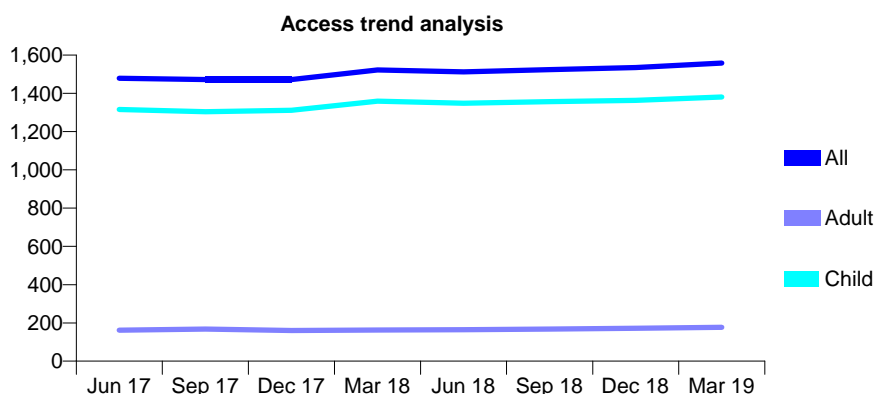
Q69 - Vital Signs At a Glance Contract Report for 749664/0001 - Year end March 2019

Name or company name	MISS BB KANAS
Contract type name	GDS Contract
Purpose of contract	General
Contract start date	01/04/2006
Contract end date	

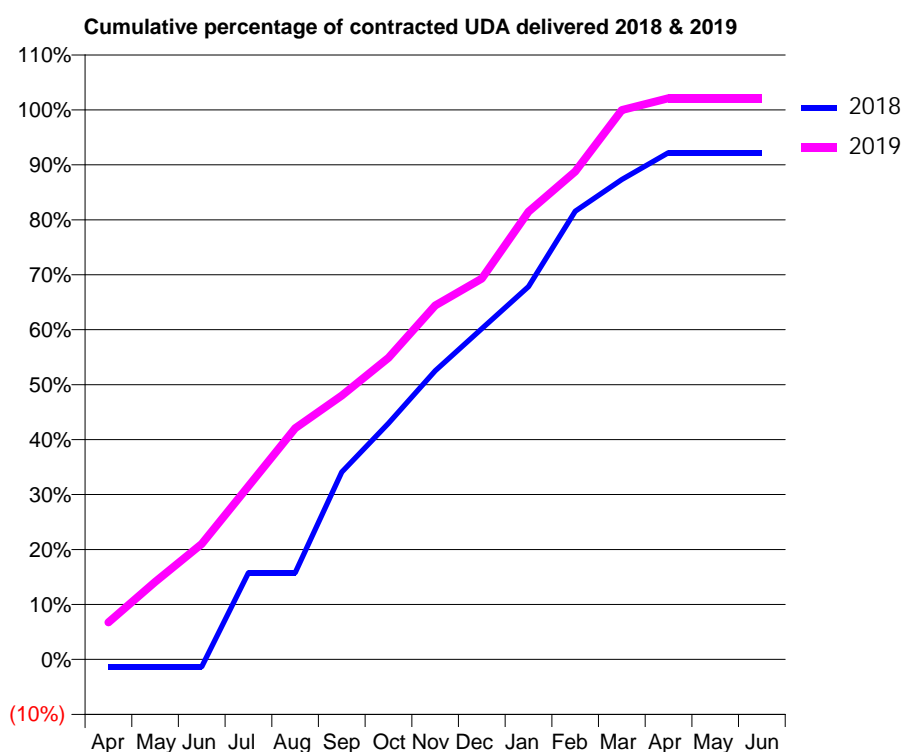
18/19 Contracted general activity (UDA)	2,650
Carry forward general activity (UDA)	0
18/19 Contracted orthodontic activity (UOA)	0
Carry forward orthodontic activity (UOA)	0
Baseline contract value	£64,435.82

ACCESS*

Patients seen in 24 months	Total	Change since previous quarter
Quarter ending March 2018	1,522	
Quarter ending June 2018	1,512	→
Quarter ending September 2018	1,524	→
Quarter ending December 2018	1,535	→
Quarter ending March 2019	1,558	→
Variance since March 2018	2.4%	↑



ACTIVITY



Month	Adjusted Scheduled Activity (UDA)	
	2018	2019
April	-36	179
May	-36	374
June	-36	556
July	417	835
August	417	1,115
September	903	1,272
October	1,139	1,455
November	1,392	1,707
December	1,595	1,836
January	1,798	2,159
February	2,161	2,352
March	2,314	2,649
April	2,444	2,706
May	2,444	2,706
June	2,444	2,706

QUALITY

	Quantity	Base Number	Contract	AT	Region	England
% of FP17s for the same patient ID Re-attending within 3 months - Children	155	2,018	7.7%	11.4%	11.3%	11.8%
% of FP17s for the same patient ID Re-attending within 3 months - Adults	6	55	10.9%	14.9%	15.4%	15.7%
% of FP17s for the same patient ID Re-attending between 3 & 9 months - Children	1,175	2,018	58.2%	58.4%	61.3%	58.9%
% of FP17s for the same patient ID Re-attending between 3 & 9 months - Adults	32	55	58.2%	49.0%	52.1%	50.8%
% of FP17s for Band 1 Urgent Courses	104	2,044	5.1%	9.7%	9.5%	9.1%
% of FP17s Relating to Free Repair or Replacements	0	2,044	0.0%	0.7%	0.6%	0.8%
% of FP17s Relating to Continuations	0	2,044	0.0%	0.6%	0.8%	0.9%
% of Patients satisfied with the dentistry they have received	1	1	N/A	92.3%	92.4%	92.5%
% of Patients satisfied with the time they had to wait for an appointment	1	1	N/A	84.2%	86.3%	87.0%

* This is based on patients treated on this contract for their most recent course of treatment. Figures in italics indicate the base number of FP17s or Patient Questionnaire responses are less than 100. N/A is shown where the base number of responses is less than 10 during the period. % is calculated as Quantity/Base number*100

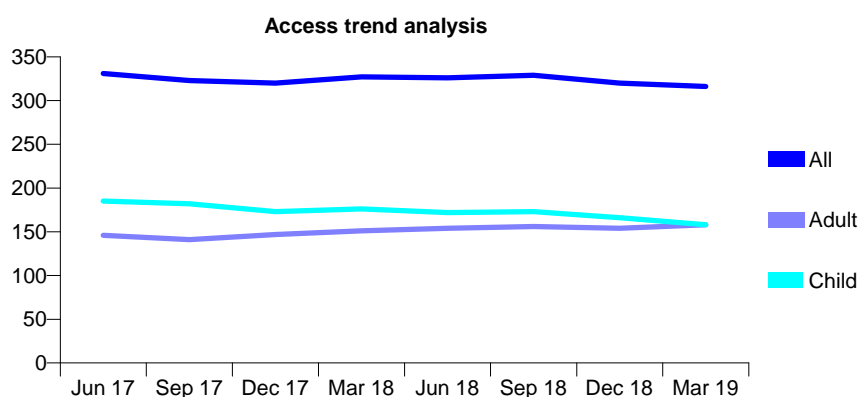
Q69 - Vital Signs At a Glance Contract Report for 754730/0001 - Year end March 2019

Name or company name	MR D SCHOFIELD
Contract type name	GDS Contract
Purpose of contract	General
Contract start date	01/04/2006
Contract end date	

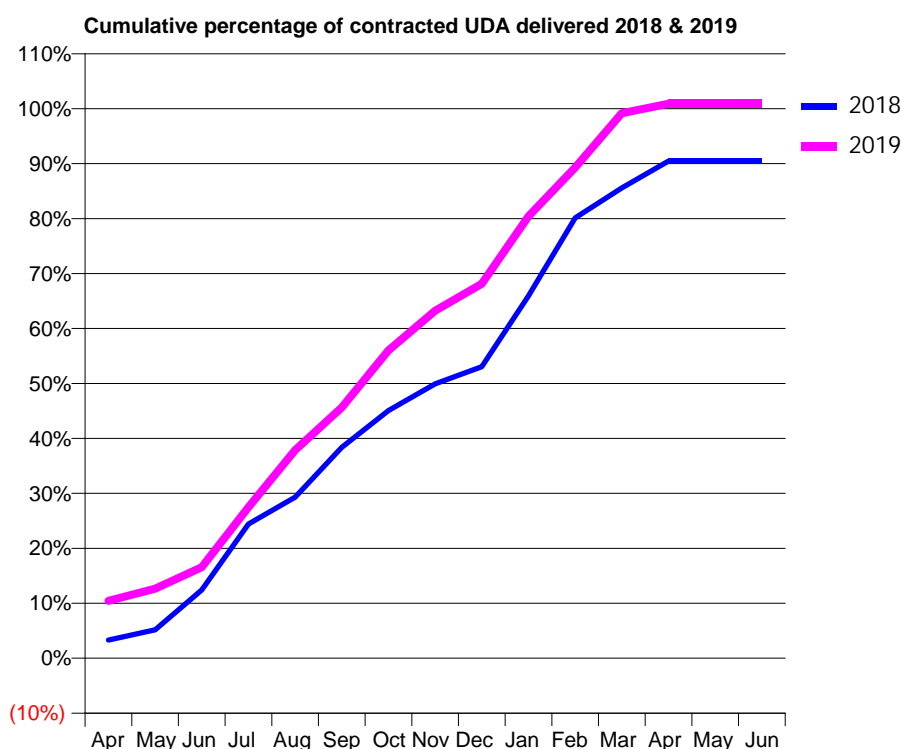
18/19 Contracted general activity (UDA)	645
Carry forward general activity (UDA)	0
18/19 Contracted orthodontic activity (UOA)	0
Carry forward orthodontic activity (UOA)	0
Baseline contract value	£14,856.93

ACCESS*

Patients seen in 24 months	Total	Change since previous quarter
Quarter ending March 2018	327	
Quarter ending June 2018	326	→
Quarter ending September 2018	329	→
Quarter ending December 2018	320	↓
Quarter ending March 2019	316	↓
Variance since March 2018	(3.4%)	↓



ACTIVITY



Month	2018	2019
April	21	67
May	33	82
June	80	107
July	158	177
August	189	244
September	248	294
October	291	361
November	322	408
December	342	439
January	425	519
February	517	576
March	552	640
April	583	651
May	583	651
June	583	651

QUALITY

	Quantity	Base Number	Contract	AT	Region	England
% of FP17s for the same patient ID Re-attending within 3 months - Children	15	319	4.7%	11.4%	11.3%	11.8%
% of FP17s for the same patient ID Re-attending within 3 months - Adults	19	199	9.5%	14.9%	15.4%	15.7%
% of FP17s for the same patient ID Re-attending between 3 & 9 months - Children	225	319	70.5%	58.4%	61.3%	58.9%
% of FP17s for the same patient ID Re-attending between 3 & 9 months - Adults	125	199	62.8%	49.0%	52.1%	50.8%
% of FP17s for Band 1 Urgent Courses	24	498	4.8%	9.7%	9.5%	9.1%
% of FP17s Relating to Free Repair or Replacements	0	498	0.0%	0.7%	0.6%	0.8%
% of FP17s Relating to Continuations	0	498	0.0%	0.6%	0.8%	0.9%
% of Patients satisfied with the dentistry they have received	0	0	N/A	92.3%	92.4%	92.5%
% of Patients satisfied with the time they had to wait for an appointment	0	0	N/A	84.2%	86.3%	87.0%

* This is based on patients treated on this contract for their most recent course of treatment.

Figures in italics indicate the base number of FP17s or Patient Questionnaire responses are less than 100. N/A is shown where the base number of responses is less than 10 during the period. % is calculated as Quantity/Base number*100

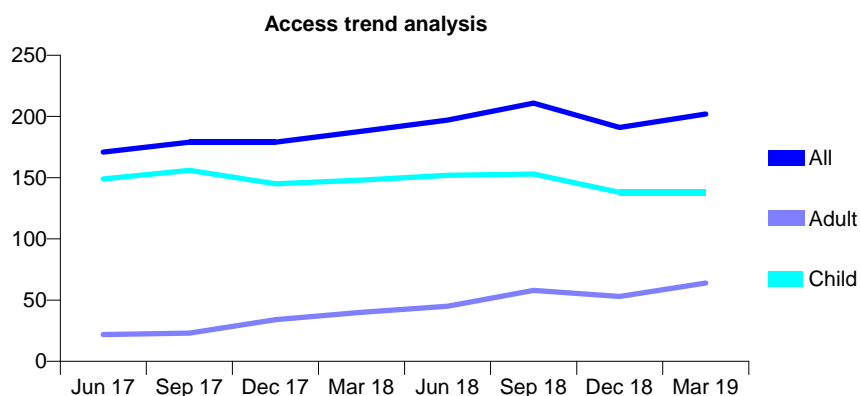
Q69 - Vital Signs At a Glance Contract Report for 762199/0001 - Year end March 2019

Name or company name	MR F MOTTACKI
Contract type name	GDS Contract
Purpose of contract	General
Contract start date	01/04/2006
Contract end date	

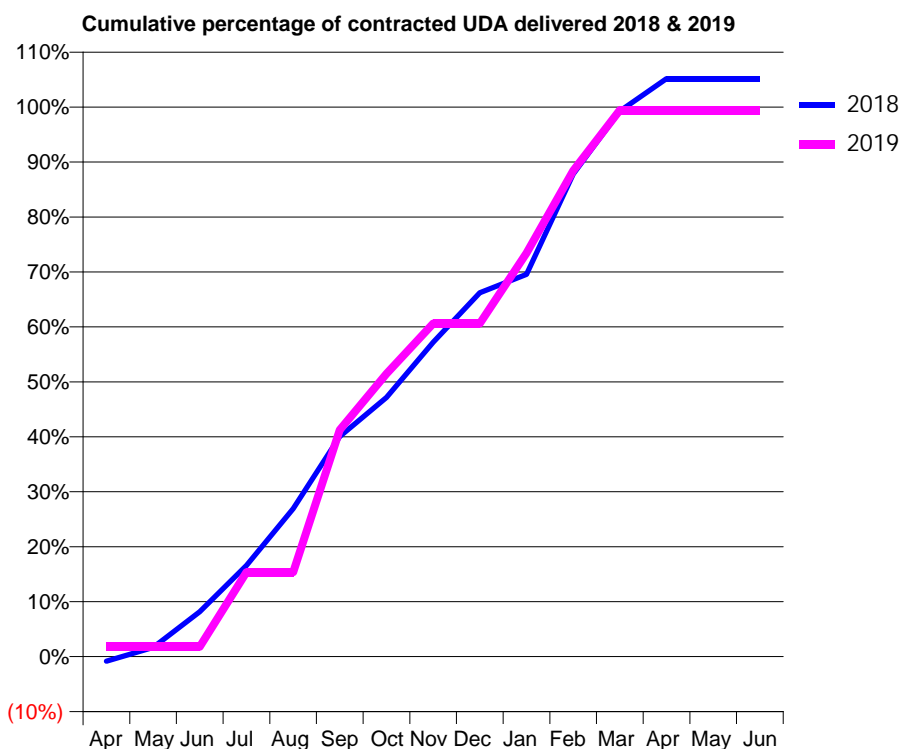
18/19 Contracted general activity (UDA)	394
Carry forward general activity (UDA)	-7
18/19 Contracted orthodontic activity (UOA)	0
Carry forward orthodontic activity (UOA)	0
Baseline contract value	£9,718.27

ACCESS*

Patients seen in 24 months	Total	Change since previous quarter
Quarter ending March 2018	188	
Quarter ending June 2018	197	↑
Quarter ending September 2018	211	↑
Quarter ending December 2018	191	↓
Quarter ending March 2019	202	↑
Variance since March 2018	7.4%	↑



ACTIVITY



Month	Adjusted Scheduled Activity (UDA)	
	2018	2019
April	-3	7
May	6	7
June	29	7
July	59	61
August	96	61
September	143	163
October	169	203
November	205	239
December	237	239
January	249	289
February	314	348
March	355	392
April	377	392
May	377	392
June	377	392

QUALITY

	Quantity	Base Number	Contract	AT	Region	England
% of FP17s for the same patient ID Re-attending within 3 months - Children	8	166	4.8%	11.4%	11.3%	11.8%
% of FP17s for the same patient ID Re-attending within 3 months - Adults	4	57	7.0%	14.9%	15.4%	15.7%
% of FP17s for the same patient ID Re-attending between 3 & 9 months - Children	80	166	48.2%	58.4%	61.3%	58.9%
% of FP17s for the same patient ID Re-attending between 3 & 9 months - Adults	9	57	15.8%	49.0%	52.1%	50.8%
% of FP17s for Band 1 Urgent Courses	9	201	4.5%	9.7%	9.5%	9.1%
% of FP17s Relating to Free Repair or Replacements	0	201	0.0%	0.7%	0.6%	0.8%
% of FP17s Relating to Continuations	1	201	0.5%	0.6%	0.8%	0.9%
% of Patients satisfied with the dentistry they have received	0	0	N/A	92.3%	92.4%	92.5%
% of Patients satisfied with the time they had to wait for an appointment	0	0	N/A	84.2%	86.3%	87.0%

* This is based on patients treated on this contract for their most recent course of treatment. Figures in italics indicate the base number of FP17s or Patient Questionnaire responses are less than 100. N/A is shown where the base number of responses is less than 10 during the period. % is calculated as Quantity/Base number*100

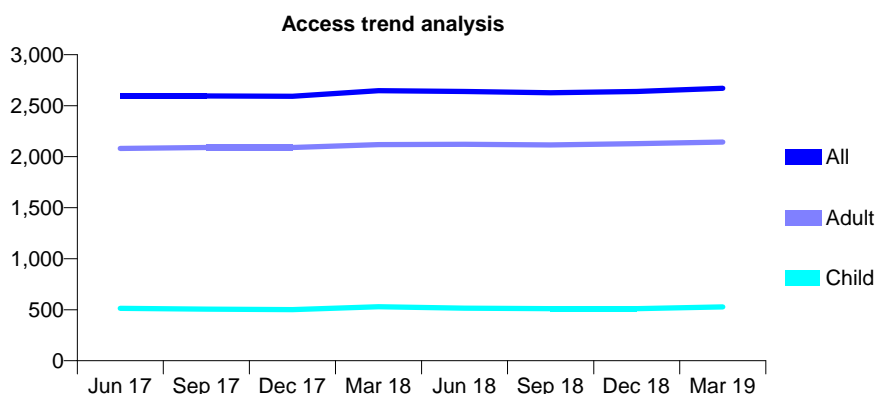
Q69 - Vital Signs At a Glance Contract Report for 762717/0001 - Year end March 2019

Name or company name	MR R PATEL
Contract type name	GDS Contract
Purpose of contract	General
Contract start date	01/04/2007
Contract end date	

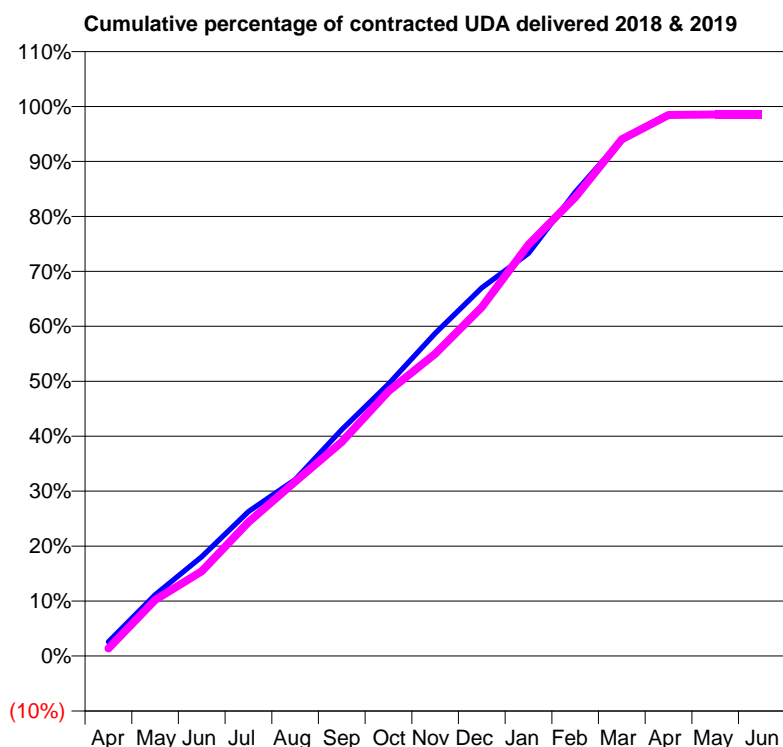
18/19 Contracted general activity (UDA)	7,599
Carry forward general activity (UDA)	109
18/19 Contracted orthodontic activity (UOA)	0
Carry forward orthodontic activity (UOA)	0
Baseline contract value	£170,241.59

ACCESS*

Patients seen in 24 months	Total	Change since previous quarter
Quarter ending March 2018	2,647	
Quarter ending June 2018	2,638	→
Quarter ending September 2018	2,627	→
Quarter ending December 2018	2,638	→
Quarter ending March 2019	2,671	→
Variance since March 2018	0.9%	→



ACTIVITY



Month	Adjusted Scheduled Activity (UDA)	
	2018	2019
April	196	107
May	848	775
June	1,373	1,171
July	1,997	1,850
August	2,441	2,410
September	3,131	2,961
October	3,761	3,661
November	4,461	4,179
December	5,091	4,823
January	5,568	5,687
February	6,415	6,344
March	7,144	7,144
April	7,490	7,481
May	7,490	7,488
June	7,490	7,488

QUALITY

	Quantity	Base Number	Contract	AT	Region	England
% of FP17s for the same patient ID Re-attending within 3 months - Children	47	833	5.6%	11.4%	11.3%	11.8%
% of FP17s for the same patient ID Re-attending within 3 months - Adults	501	3,595	13.9%	14.9%	15.4%	15.7%
% of FP17s for the same patient ID Re-attending between 3 & 9 months - Children	530	833	63.6%	58.4%	61.3%	58.9%
% of FP17s for the same patient ID Re-attending between 3 & 9 months - Adults	2,314	3,595	64.4%	49.0%	52.1%	50.8%
% of FP17s for Band 1 Urgent Courses	268	4,471	6.0%	9.7%	9.5%	9.1%
% of FP17s Relating to Free Repair or Replacements	88	4,471	2.0%	0.7%	0.6%	0.8%
% of FP17s Relating to Continuations	52	4,471	1.2%	0.6%	0.8%	0.9%
% of Patients satisfied with the dentistry they have received	2	2	N/A	92.3%	92.4%	92.5%
% of Patients satisfied with the time they had to wait for an appointment	2	2	N/A	84.2%	86.3%	87.0%

* This is based on patients treated on this contract for their most recent course of treatment. Figures in italics indicate the base number of FP17s or Patient Questionnaire responses are less than 100. N/A is shown where the base number of responses is less than 10 during the period. % is calculated as Quantity/Base number*100

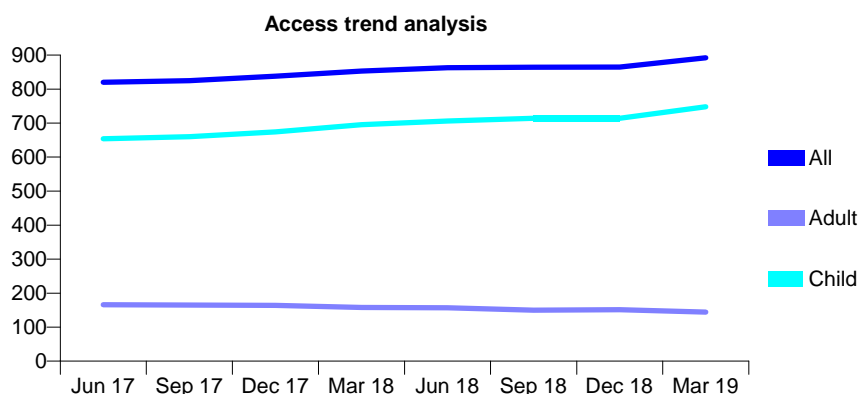
Q69 - Vital Signs At a Glance Contract Report for 766461/0002 - Year end March 2019

Name or company name	MR J MURUGUPPILLAI
Contract type name	GDS Contract
Purpose of contract	General
Contract start date	30/07/2008
Contract end date	

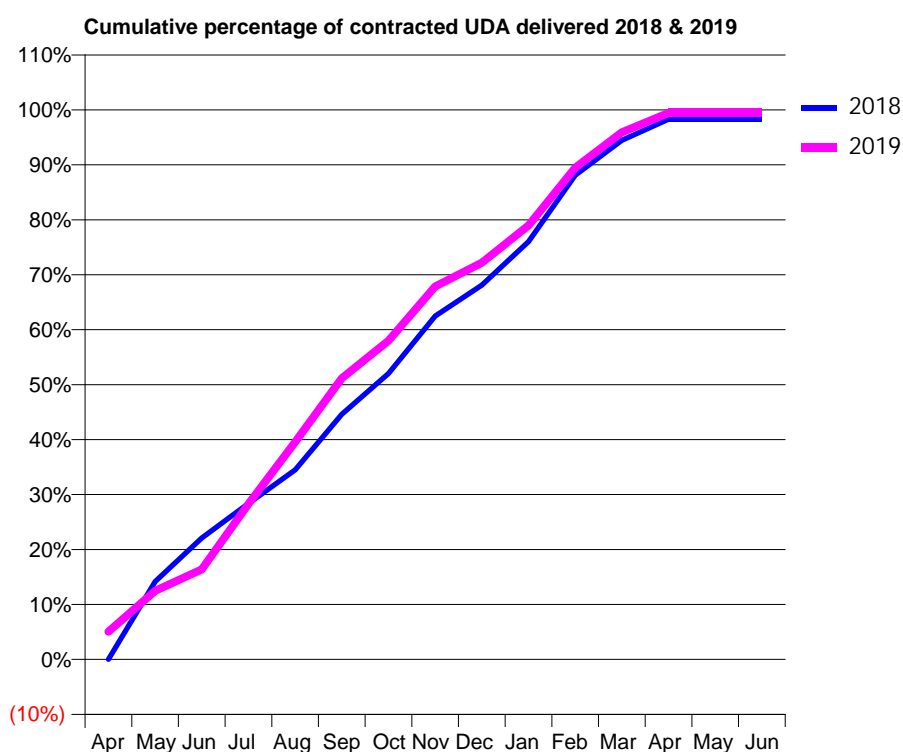
18/19 Contracted general activity (UDA)	1,226
Carry forward general activity (UDA)	21
18/19 Contracted orthodontic activity (UOA)	0
Carry forward orthodontic activity (UOA)	0
Baseline contract value	£27,117.38

ACCESS*

Patients seen in 24 months	Total	Change since previous quarter
Quarter ending March 2018	853	
Quarter ending June 2018	863	→
Quarter ending September 2018	864	→
Quarter ending December 2018	865	→
Quarter ending March 2019	892	↑
Variance since March 2018	4.6%	↑



ACTIVITY



Month	Adjusted Scheduled Activity (UDA)	
	2018	2019
April	0	62
May	174	153
June	271	201
July	348	347
August	423	485
September	547	627
October	638	711
November	766	832
December	835	885
January	932	968
February	1,080	1,097
March	1,158	1,176
April	1,205	1,219
May	1,205	1,219
June	1,205	1,219

QUALITY

	Quantity	Base Number	Contract	AT	Region	England
% of FP17s for the same patient ID Re-attending within 3 months - Children	31	945	3.3%	11.4%	11.3%	11.8%
% of FP17s for the same patient ID Re-attending within 3 months - Adults	8	103	7.8%	14.9%	15.4%	15.7%
% of FP17s for the same patient ID Re-attending between 3 & 9 months - Children	503	945	53.2%	58.4%	61.3%	58.9%
% of FP17s for the same patient ID Re-attending between 3 & 9 months - Adults	41	103	39.8%	49.0%	52.1%	50.8%
% of FP17s for Band 1 Urgent Courses	0	1,047	0.0%	9.7%	9.5%	9.1%
% of FP17s Relating to Free Repair or Replacements	0	1,047	0.0%	0.7%	0.6%	0.8%
% of FP17s Relating to Continuations	0	1,047	0.0%	0.6%	0.8%	0.9%
% of Patients satisfied with the dentistry they have received	0	0	N/A	92.3%	92.4%	92.5%
% of Patients satisfied with the time they had to wait for an appointment	0	0	N/A	84.2%	86.3%	87.0%

* This is based on patients treated on this contract for their most recent course of treatment. Figures in italics indicate the base number of FP17s or Patient Questionnaire responses are less than 100. N/A is shown where the base number of responses is less than 10 during the period. % is calculated as Quantity/Base number*100

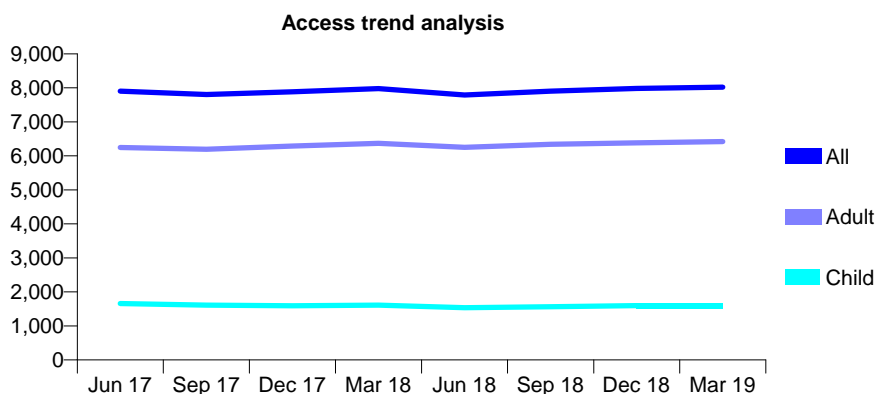
Q69 - Vital Signs At a Glance Contract Report for 767670/0001 - Year end March 2019

Name or company name	MRS K DOULGERIDOU-KOSTOPOULOU
Contract type name	GDS Contract
Purpose of contract	General
Contract start date	01/04/2006
Contract end date	

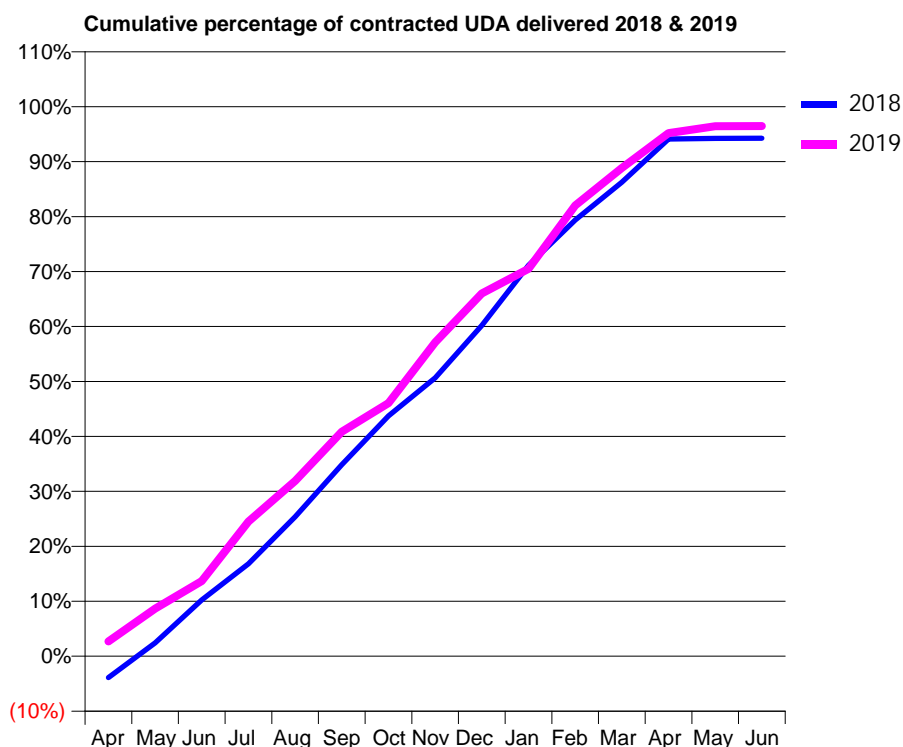
18/19 Contracted general activity (UDA)	24,000
Carry forward general activity (UDA)	0
18/19 Contracted orthodontic activity (UOA)	0
Carry forward orthodontic activity (UOA)	0
Baseline contract value	£533,852.49

ACCESS*

Patients seen in 24 months	Total	Change since previous quarter
Quarter ending March 2018	7,978	
Quarter ending June 2018	7,791	↓
Quarter ending September 2018	7,905	→
Quarter ending December 2018	7,983	→
Quarter ending March 2019	8,021	→
Variance since March 2018	0.5%	→



ACTIVITY



Month	2018	2019
April	-879	648
May	550	2,082
June	2,306	3,281
July	3,785	5,888
August	5,708	7,658
September	7,841	9,804
October	9,842	11,054
November	11,399	13,709
December	13,538	15,841
January	16,004	16,914
February	17,857	19,687
March	19,400	21,316
April	21,170	22,846
May	21,196	23,142
June	21,206	23,155

QUALITY

	Quantity	Base Number	Contract	AT	Region	England
% of FP17s for the same patient ID Re-attending within 3 months - Children	148	2,438	6.1%	11.4%	11.3%	11.8%
% of FP17s for the same patient ID Re-attending within 3 months - Adults	1,079	8,888	12.1%	14.9%	15.4%	15.7%
% of FP17s for the same patient ID Re-attending between 3 & 9 months - Children	1,359	2,438	55.7%	58.4%	61.3%	58.9%
% of FP17s for the same patient ID Re-attending between 3 & 9 months - Adults	4,763	8,888	53.6%	49.0%	52.1%	50.8%
% of FP17s for Band 1 Urgent Courses	392	11,371	3.4%	9.7%	9.5%	9.1%
% of FP17s Relating to Free Repair or Replacements	64	11,371	0.6%	0.7%	0.6%	0.8%
% of FP17s Relating to Continuations	115	11,371	1.0%	0.6%	0.8%	0.9%
% of Patients satisfied with the dentistry they have received	4	5	N/A	92.3%	92.4%	92.5%
% of Patients satisfied with the time they had to wait for an appointment	4	5	N/A	84.2%	86.3%	87.0%

* This is based on patients treated on this contract for their most recent course of treatment.

Figures in italics indicate the base number of FP17s or Patient Questionnaire responses are less than 100. N/A is shown where the base number of responses is less than 10 during the period. % is calculated as Quantity/Base number*100

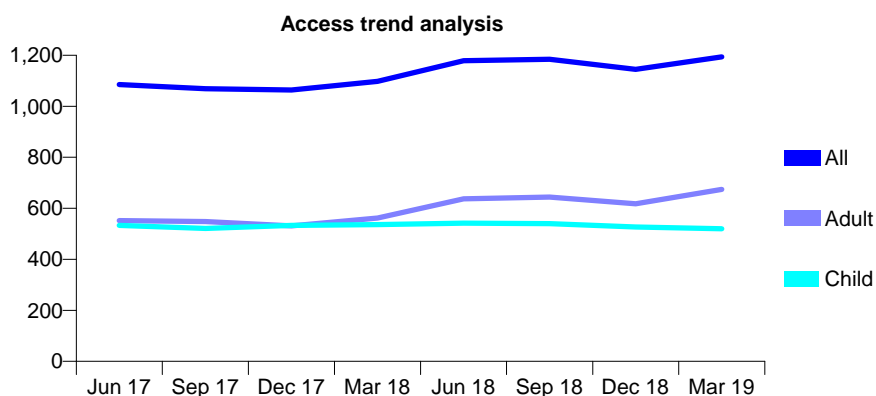
Q69 - Vital Signs At a Glance Contract Report for 768405/0001 - Year end March 2019

Name or company name	MR H SANDHU
Contract type name	GDS Contract
Purpose of contract	General
Contract start date	01/04/2006
Contract end date	

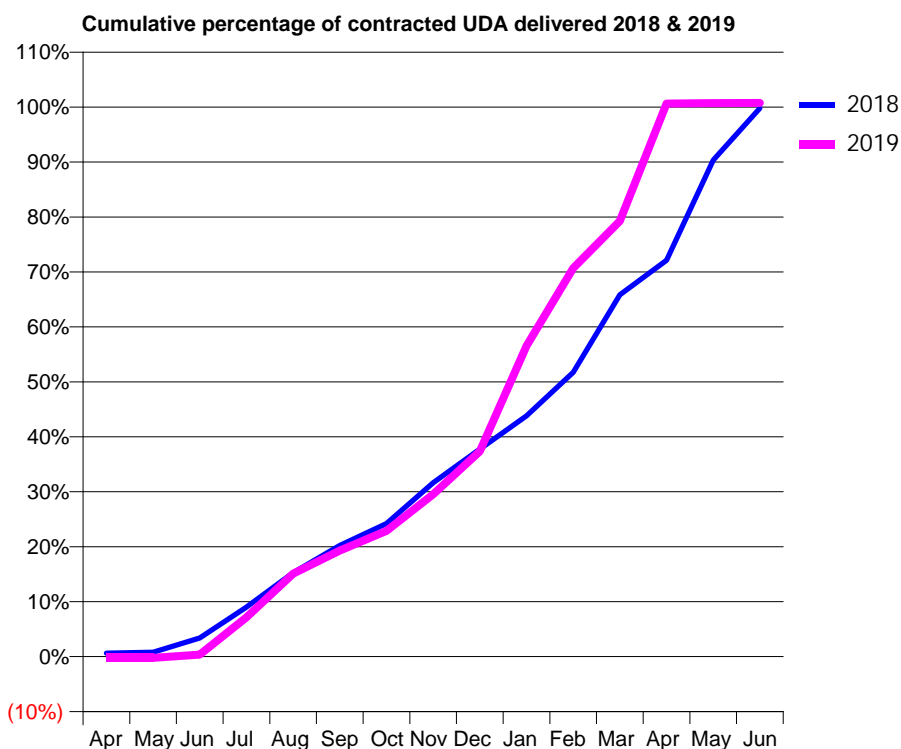
18/19 Contracted general activity (UDA)	3,000
Carry forward general activity (UDA)	7
18/19 Contracted orthodontic activity (UOA)	0
Carry forward orthodontic activity (UOA)	0
Baseline contract value	£65,478.49

ACCESS*

Patients seen in 24 months	Total	Change since previous quarter
Quarter ending March 2018	1,098	
Quarter ending June 2018	1,179	↑
Quarter ending September 2018	1,184	→
Quarter ending December 2018	1,145	↓
Quarter ending March 2019	1,194	↑
Variance since March 2018	8.7%	↑



ACTIVITY



Month	Adjusted Scheduled Activity (UDA)	
	2018	2019
April	19	-7
May	24	-7
June	101	11
July	270	215
August	458	453
September	607	579
October	726	686
November	950	886
December	1,133	1,121
January	1,314	1,697
February	1,552	2,121
March	1,975	2,378
April	2,163	3,019
May	2,711	3,022
June	2,993	3,023

QUALITY

	Quantity	Base Number	Contract	AT	Region	England
% of FP17s for the same patient ID Re-attending within 3 months - Children	43	597	7.2%	11.4%	11.3%	11.8%
% of FP17s for the same patient ID Re-attending within 3 months - Adults	80	642	12.5%	14.9%	15.4%	15.7%
% of FP17s for the same patient ID Re-attending between 3 & 9 months - Children	255	597	42.7%	58.4%	61.3%	58.9%
% of FP17s for the same patient ID Re-attending between 3 & 9 months - Adults	135	642	21.0%	49.0%	52.1%	50.8%
% of FP17s for Band 1 Urgent Courses	112	1,148	9.8%	9.7%	9.5%	9.1%
% of FP17s Relating to Free Repair or Replacements	9	1,148	0.8%	0.7%	0.6%	0.8%
% of FP17s Relating to Continuations	8	1,148	0.7%	0.6%	0.8%	0.9%
% of Patients satisfied with the dentistry they have received	1	1	N/A	92.3%	92.4%	92.5%
% of Patients satisfied with the time they had to wait for an appointment	0	1	N/A	84.2%	86.3%	87.0%

* This is based on patients treated on this contract for their most recent course of treatment. Figures in italics indicate the base number of FP17s or Patient Questionnaire responses are less than 100. N/A is shown where the base number of responses is less than 10 during the period. % is calculated as Quantity/Base number*100

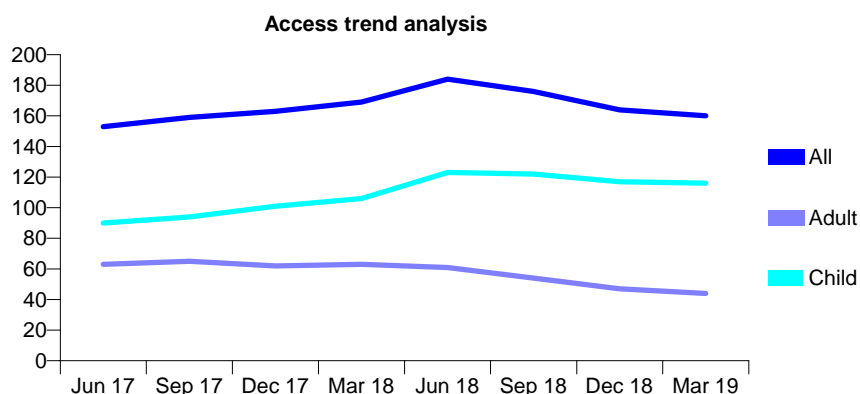
Q69 - Vital Signs At a Glance Contract Report for 768618/0001 - Year end March 2019

Name or company name	MR PS NAGI
Contract type name	GDS Contract
Purpose of contract	General
Contract start date	05/02/2008
Contract end date	

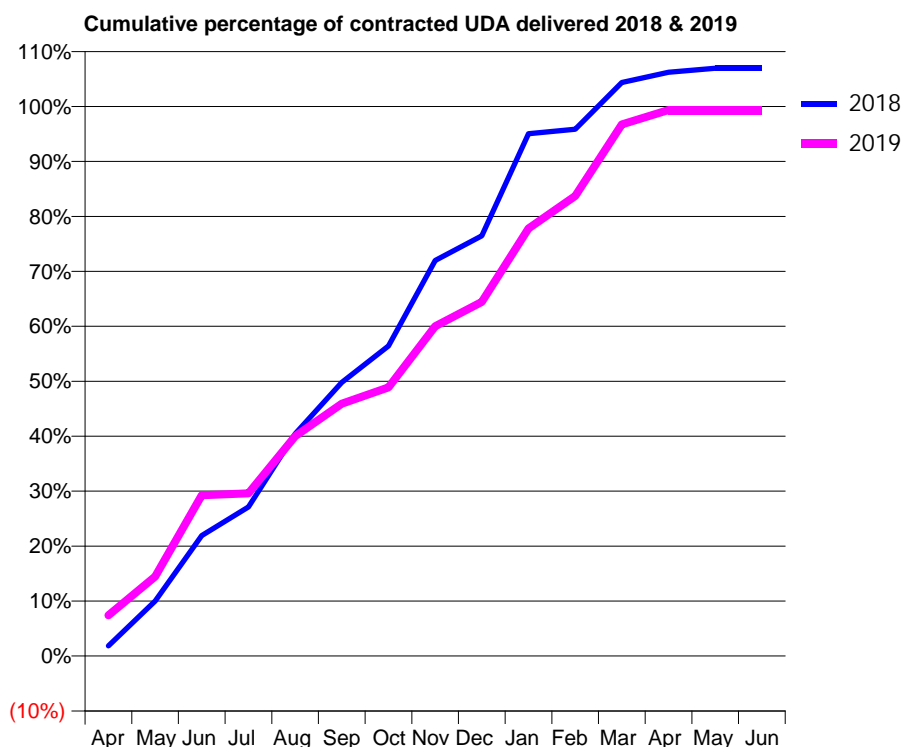
18/19 Contracted general activity (UDA)	270
Carry forward general activity (UDA)	-5
18/19 Contracted orthodontic activity (UOA)	0
Carry forward orthodontic activity (UOA)	0
Baseline contract value	£6,566.35

ACCESS*

Patients seen in 24 months	Total	Change since previous quarter
Quarter ending March 2018	169	
Quarter ending June 2018	184	↑
Quarter ending September 2018	176	↓
Quarter ending December 2018	164	↓
Quarter ending March 2019	160	↓
Variance since March 2018	(5.3%)	↓



ACTIVITY



Month	Adjusted Scheduled Activity (UDA)	
	2018	2019
April	5	20
May	27	39
June	59	79
July	73	80
August	109	108
September	134	124
October	152	132
November	194	162
December	206	174
January	257	210
February	259	226
March	282	261
April	287	268
May	289	268
June	289	268

QUALITY

	Quantity	Base Number	Contract	AT	Region	England
% of FP17s for the same patient ID Re-attending within 3 months - Children	6	150	4.0%	11.4%	11.3%	11.8%
% of FP17s for the same patient ID Re-attending within 3 months - Adults	1	18	5.6%	14.9%	15.4%	15.7%
% of FP17s for the same patient ID Re-attending between 3 & 9 months - Children	64	150	42.7%	58.4%	61.3%	58.9%
% of FP17s for the same patient ID Re-attending between 3 & 9 months - Adults	7	18	38.9%	49.0%	52.1%	50.8%
% of FP17s for Band 1 Urgent Courses	1	167	0.6%	9.7%	9.5%	9.1%
% of FP17s Relating to Free Repair or Replacements	0	167	0.0%	0.7%	0.6%	0.8%
% of FP17s Relating to Continuations	0	167	0.0%	0.6%	0.8%	0.9%
% of Patients satisfied with the dentistry they have received	0	0	N/A	92.3%	92.4%	92.5%
% of Patients satisfied with the time they had to wait for an appointment	0	0	N/A	84.2%	86.3%	87.0%

* This is based on patients treated on this contract for their most recent course of treatment. Figures in italics indicate the base number of FP17s or Patient Questionnaire responses are less than 100. N/A is shown where the base number of responses is less than 10 during the period. % is calculated as Quantity/Base number*100

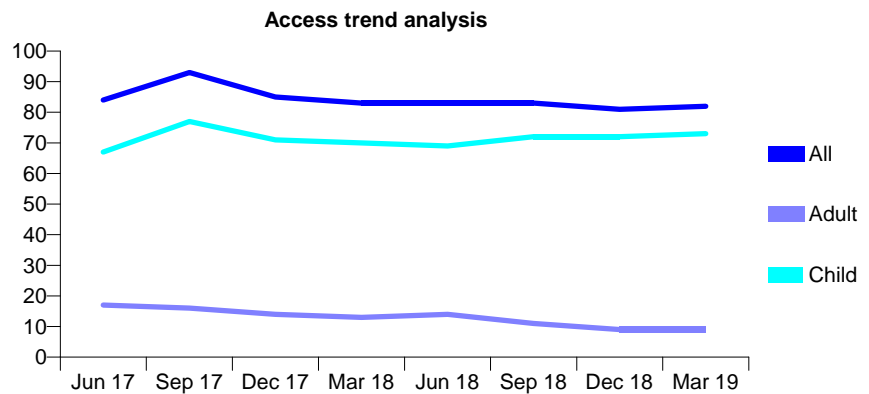
Q69 - Vital Signs At a Glance Contract Report for 768766/0001 - Year end March 2019

Name or company name	MR S PATEL
Contract type name	GDS Contract
Purpose of contract	General
Contract start date	01/07/2006
Contract end date	

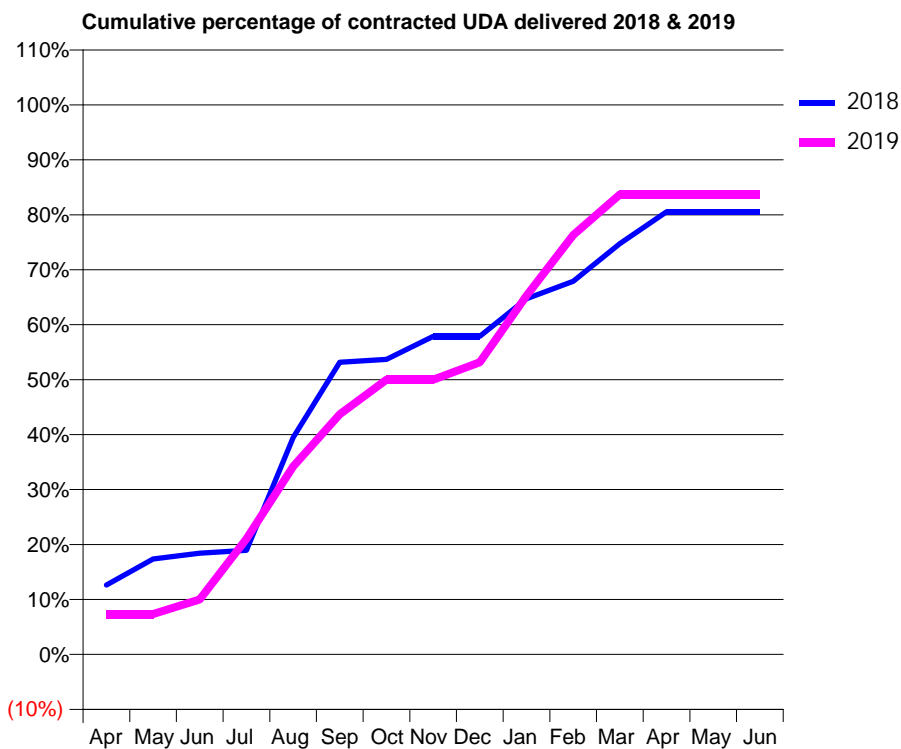
18/19 Contracted general activity (UDA)	190
Carry forward general activity (UDA)	0
18/19 Contracted orthodontic activity (UOA)	0
Carry forward orthodontic activity (UOA)	0
Baseline contract value	£4,619.97

ACCESS*

Patients seen in 24 months	Total	Change since previous quarter
Quarter ending March 2018	83	
Quarter ending June 2018	83	→
Quarter ending September 2018	83	→
Quarter ending December 2018	81	↓
Quarter ending March 2019	82	→
Variance since March 2018	(1.2%)	↓



ACTIVITY



Month	Adjusted Scheduled Activity (UDA)	
	2018	2019
April	24	14
May	33	14
June	35	19
July	36	40
August	75	65
September	101	83
October	102	95
November	110	95
December	110	101
January	123	124
February	129	145
March	142	159
April	153	159
May	153	159
June	153	159

QUALITY

	Quantity	Base Number	Contract	AT	Region	England
% of FP17s for the same patient ID Re-attending within 3 months - Children	1	91	1.1%	11.4%	11.3%	11.8%
% of FP17s for the same patient ID Re-attending within 3 months - Adults	0	5	0.0%	14.9%	15.4%	15.7%
% of FP17s for the same patient ID Re-attending between 3 & 9 months - Children	36	91	39.6%	58.4%	61.3%	58.9%
% of FP17s for the same patient ID Re-attending between 3 & 9 months - Adults	2	5	40.0%	49.0%	52.1%	50.8%
% of FP17s for Band 1 Urgent Courses	0	89	0.0%	9.7%	9.5%	9.1%
% of FP17s Relating to Free Repair or Replacements	0	89	0.0%	0.7%	0.6%	0.8%
% of FP17s Relating to Continuations	0	89	0.0%	0.6%	0.8%	0.9%
% of Patients satisfied with the dentistry they have received	0	0	N/A	92.3%	92.4%	92.5%
% of Patients satisfied with the time they had to wait for an appointment	0	0	N/A	84.2%	86.3%	87.0%

* This is based on patients treated on this contract for their most recent course of treatment. Figures in italics indicate the base number of FP17s or Patient Questionnaire responses are less than 100. N/A is shown where the base number of responses is less than 10 during the period. % is calculated as Quantity/Base number*100

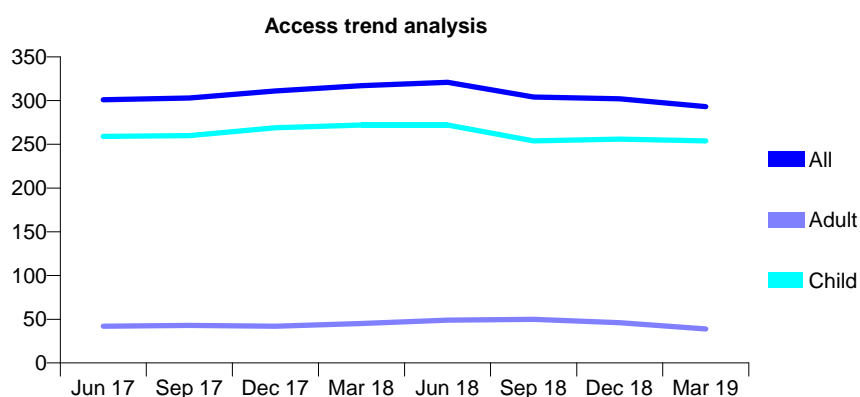
Q69 - Vital Signs At a Glance Contract Report for 772909/0001 - Year end March 2019

Name or company name	MR JS JUGDEV
Contract type name	GDS Contract
Purpose of contract	General
Contract start date	01/02/2008
Contract end date	

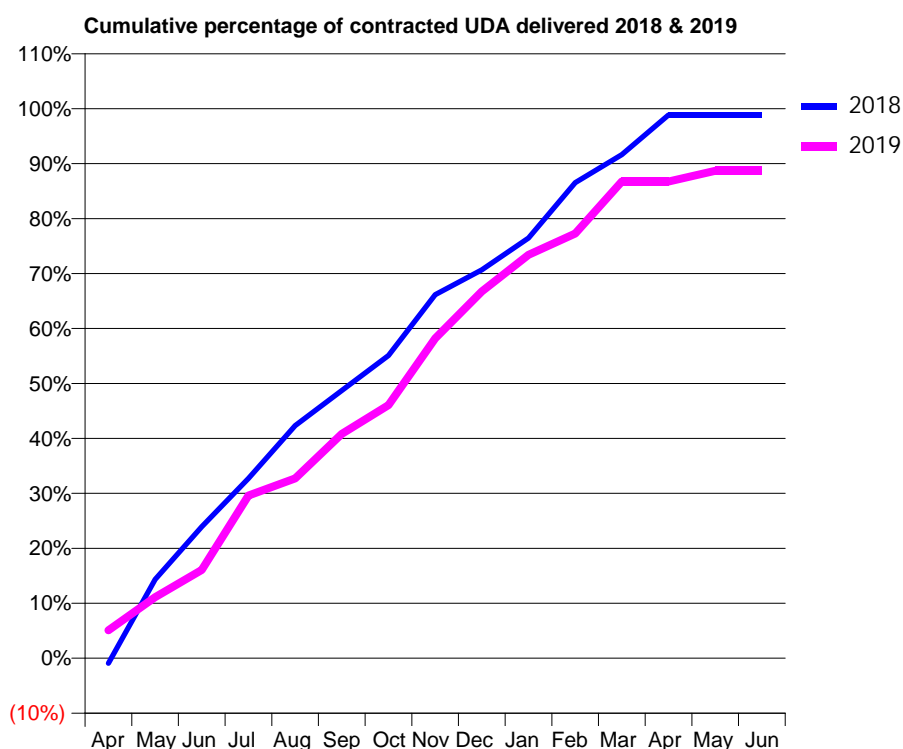
18/19 Contracted general activity (UDA)	649
Carry forward general activity (UDA)	7
18/19 Contracted orthodontic activity (UOA)	0
Carry forward orthodontic activity (UOA)	0
Baseline contract value	£15,578.94

ACCESS*

Patients seen in 24 months	Total	Change since previous quarter
Quarter ending March 2018	317	
Quarter ending June 2018	321	→
Quarter ending September 2018	304	↓
Quarter ending December 2018	302	→
Quarter ending March 2019	293	↓
Variance since March 2018	(7.6%)	↓



ACTIVITY



Month	Adjusted Scheduled Activity (UDA)	
	2018	2019
April	-6	33
May	93	72
June	155	104
July	212	192
August	275	212
September	316	265
October	357	299
November	429	378
December	459	433
January	496	476
February	562	502
March	595	563
April	642	563
May	642	576
June	642	576

QUALITY

	Quantity	Base Number	Contract	AT	Region	England
% of FP17s for the same patient ID Re-attending within 3 months - Children	19	447	4.3%	11.4%	11.3%	11.8%
% of FP17s for the same patient ID Re-attending within 3 months - Adults	0	25	0.0%	14.9%	15.4%	15.7%
% of FP17s for the same patient ID Re-attending between 3 & 9 months - Children	309	447	69.1%	58.4%	61.3%	58.9%
% of FP17s for the same patient ID Re-attending between 3 & 9 months - Adults	18	25	72.0%	49.0%	52.1%	50.8%
% of FP17s for Band 1 Urgent Courses	13	447	2.9%	9.7%	9.5%	9.1%
% of FP17s Relating to Free Repair or Replacements	0	447	0.0%	0.7%	0.6%	0.8%
% of FP17s Relating to Continuations	0	447	0.0%	0.6%	0.8%	0.9%
% of Patients satisfied with the dentistry they have received	0	0	N/A	92.3%	92.4%	92.5%
% of Patients satisfied with the time they had to wait for an appointment	0	0	N/A	84.2%	86.3%	87.0%

* This is based on patients treated on this contract for their most recent course of treatment.

Figures in italics indicate the base number of FP17s or Patient Questionnaire responses are less than 100. N/A is shown where the base number of responses is less than 10 during the period. % is calculated as Quantity/Base number*100

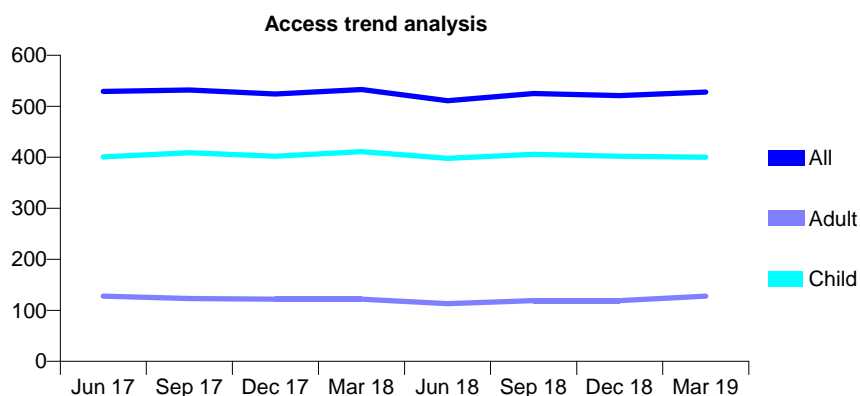
Q69 - Vital Signs At a Glance Contract Report for 783463/0001 - Year end March 2019

Name or company name	MR SP DAHLMAN
Contract type name	GDS Contract
Purpose of contract	General
Contract start date	01/04/2006
Contract end date	

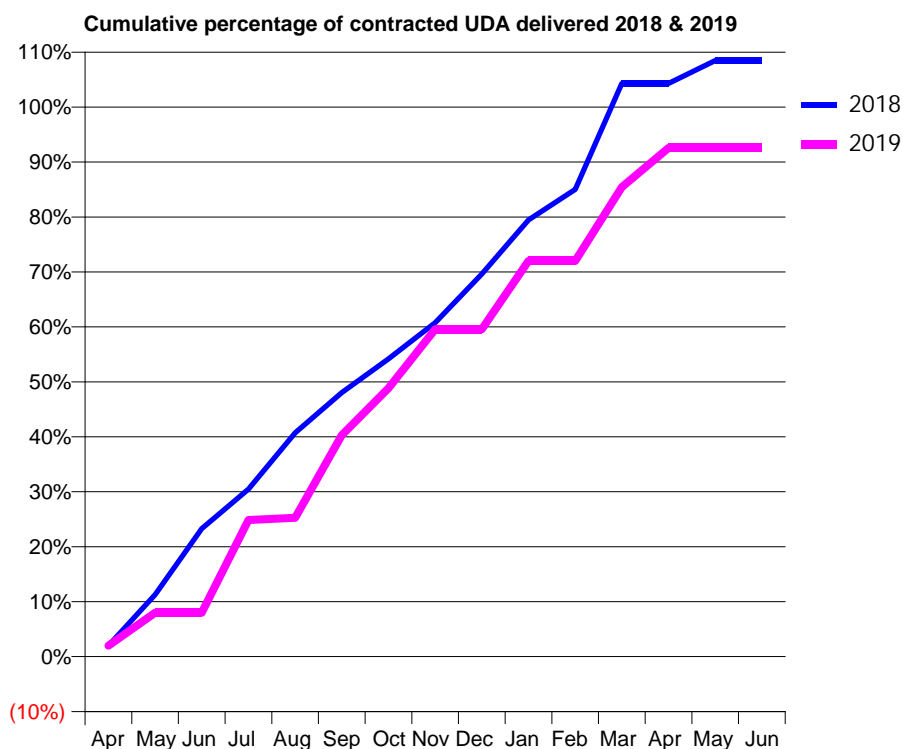
18/19 Contracted general activity (UDA)	700
Carry forward general activity (UDA)	-14
18/19 Contracted orthodontic activity (UOA)	0
Carry forward orthodontic activity (UOA)	0
Baseline contract value	£17,020.95

ACCESS*

Patients seen in 24 months	Total	Change since previous quarter
Quarter ending March 2018	533	
Quarter ending June 2018	511	↓
Quarter ending September 2018	525	↑
Quarter ending December 2018	521	→
Quarter ending March 2019	528	→
Variance since March 2018	(0.9%)	→



ACTIVITY



Month	Adjusted Scheduled Activity (UDA)	
	2018	2019
April	14	14
May	79	56
June	163	56
July	213	174
August	285	177
September	336	282
October	379	342
November	425	417
December	487	417
January	556	504
February	595	504
March	730	598
April	730	648
May	759	648
June	759	648

QUALITY

	Quantity	Base Number	Contract	AT	Region	England
% of FP17s for the same patient ID Re-attending within 3 months - Children	15	443	3.4%	11.4%	11.3%	11.8%
% of FP17s for the same patient ID Re-attending within 3 months - Adults	2	71	2.8%	14.9%	15.4%	15.7%
% of FP17s for the same patient ID Re-attending between 3 & 9 months - Children	217	443	49.0%	58.4%	61.3%	58.9%
% of FP17s for the same patient ID Re-attending between 3 & 9 months - Adults	15	71	21.1%	49.0%	52.1%	50.8%
% of FP17s for Band 1 Urgent Courses	0	511	0.0%	9.7%	9.5%	9.1%
% of FP17s Relating to Free Repair or Replacements	0	511	0.0%	0.7%	0.6%	0.8%
% of FP17s Relating to Continuations	4	511	0.8%	0.6%	0.8%	0.9%
% of Patients satisfied with the dentistry they have received	0	0	N/A	92.3%	92.4%	92.5%
% of Patients satisfied with the time they had to wait for an appointment	0	0	N/A	84.2%	86.3%	87.0%

* This is based on patients treated on this contract for their most recent course of treatment. Figures in italics indicate the base number of FP17s or Patient Questionnaire responses are less than 100. N/A is shown where the base number of responses is less than 10 during the period. % is calculated as Quantity/Base number*100

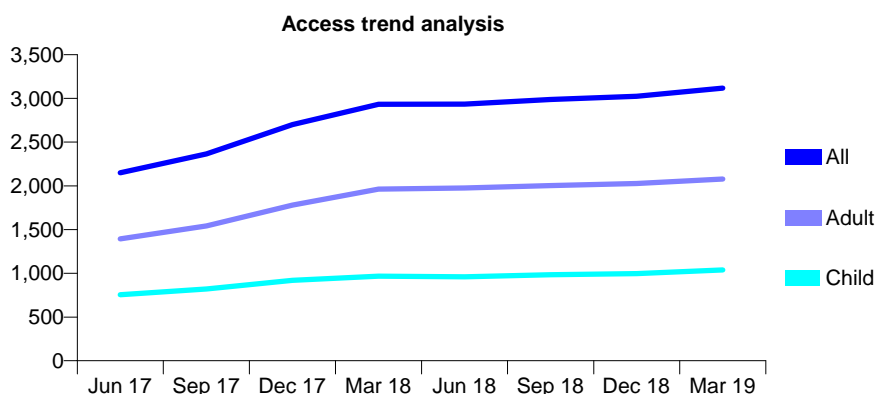
Q69 - Vital Signs At a Glance Contract Report for 788236/0001 - Year end March 2019

Name or company name	MR N SHAH
Contract type name	GDS Contract
Purpose of contract	General
Contract start date	01/11/2015
Contract end date	

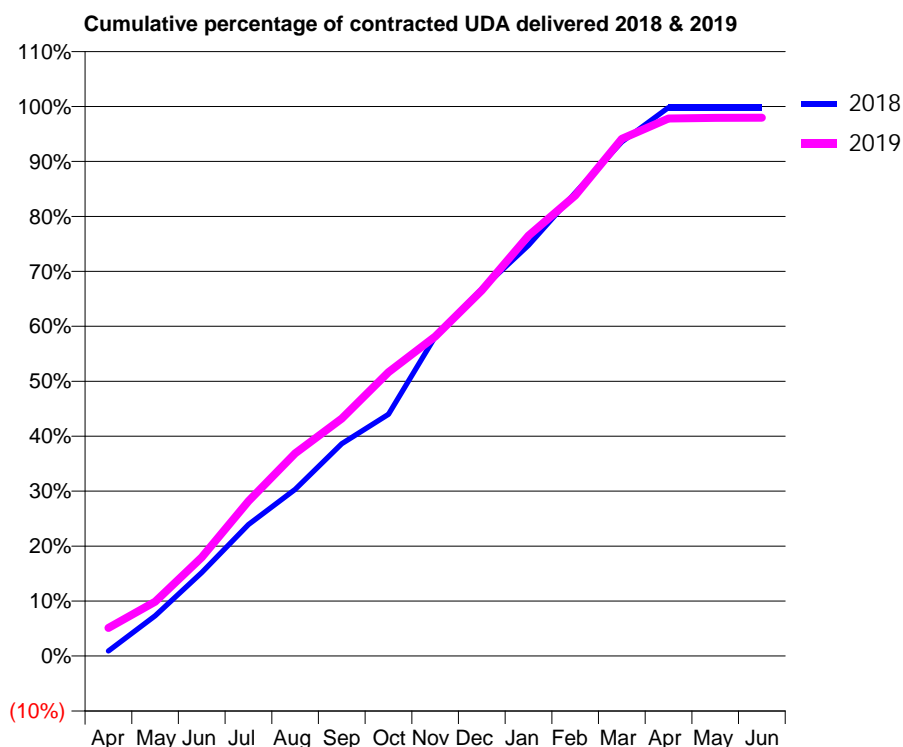
18/19 Contracted general activity (UDA)	6,530
Carry forward general activity (UDA)	11
18/19 Contracted orthodontic activity (UOA)	0
Carry forward orthodontic activity (UOA)	0
Baseline contract value	£146,141.98

ACCESS*

Patients seen in 24 months	Total	Change since previous quarter
Quarter ending March 2018	2,932	
Quarter ending June 2018	2,935	→
Quarter ending September 2018	2,987	→
Quarter ending December 2018	3,023	→
Quarter ending March 2019	3,118	↑
Variance since March 2018	6.3%	↑



ACTIVITY



Month	Adjusted Scheduled Activity (UDA)	
	2018	2019
April	57	334
May	455	646
June	945	1,173
July	1,488	1,841
August	1,886	2,408
September	2,403	2,821
October	2,735	3,374
November	3,613	3,796
December	4,154	4,345
January	4,647	4,994
February	5,242	5,472
March	5,818	6,144
April	6,207	6,387
May	6,207	6,395
June	6,207	6,396

QUALITY

	Quantity	Base Number	Contract	AT	Region	England
% of FP17s for the same patient ID Re-attending within 3 months - Children	115	1,335	8.6%	11.4%	11.3%	11.8%
% of FP17s for the same patient ID Re-attending within 3 months - Adults	336	2,215	15.2%	14.9%	15.4%	15.7%
% of FP17s for the same patient ID Re-attending between 3 & 9 months - Children	620	1,335	46.4%	58.4%	61.3%	58.9%
% of FP17s for the same patient ID Re-attending between 3 & 9 months - Adults	800	2,215	36.1%	49.0%	52.1%	50.8%
% of FP17s for Band 1 Urgent Courses	363	3,516	10.3%	9.7%	9.5%	9.1%
% of FP17s Relating to Free Repair or Replacements	12	3,516	0.3%	0.7%	0.6%	0.8%
% of FP17s Relating to Continuations	19	3,516	0.5%	0.6%	0.8%	0.9%
% of Patients satisfied with the dentistry they have received	0	0	N/A	92.3%	92.4%	92.5%
% of Patients satisfied with the time they had to wait for an appointment	0	0	N/A	84.2%	86.3%	87.0%

* This is based on patients treated on this contract for their most recent course of treatment. Figures in italics indicate the base number of FP17s or Patient Questionnaire responses are less than 100. N/A is shown where the base number of responses is less than 10 during the period. % is calculated as Quantity/Base number*100

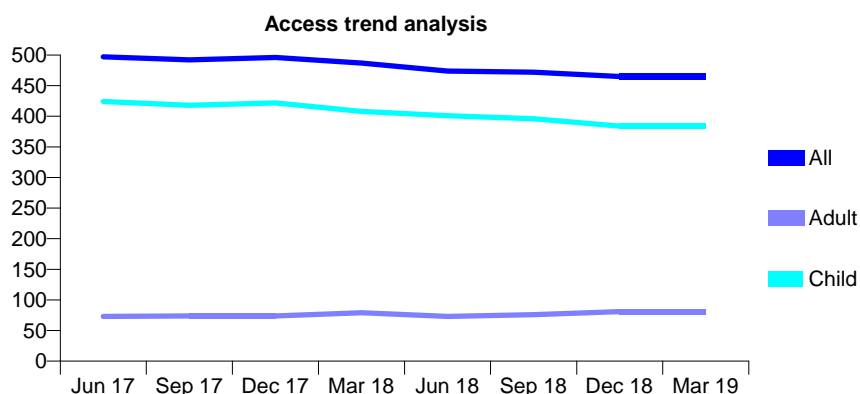
Q69 - Vital Signs At a Glance Contract Report for 789224/0001 - Year end March 2019

Name or company name	MR SM MUGHAL
Contract type name	GDS Contract
Purpose of contract	General
Contract start date	01/01/2015
Contract end date	

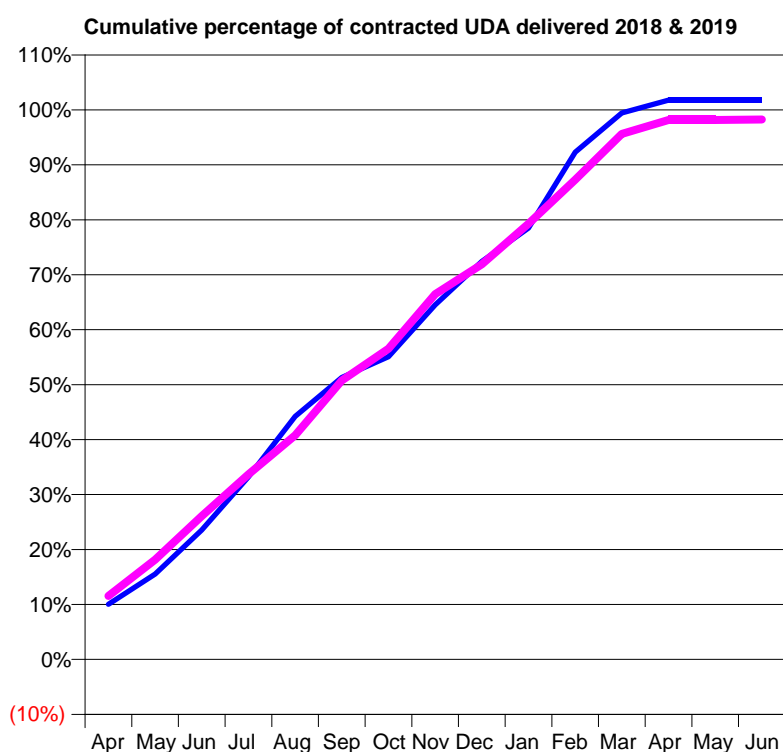
18/19 Contracted general activity (UDA)	986
Carry forward general activity (UDA)	-17
18/19 Contracted orthodontic activity (UOA)	0
Carry forward orthodontic activity (UOA)	0
Baseline contract value	£21,963.50

ACCESS*

Patients seen in 24 months	Total	Change since previous quarter
Quarter ending March 2018	487	
Quarter ending June 2018	474	↓
Quarter ending September 2018	472	→
Quarter ending December 2018	465	↓
Quarter ending March 2019	465	→
Variance since March 2018	(4.5%)	↓



ACTIVITY



Month	2018	2019
April	99	114
May	153	179
June	232	257
July	327	332
August	436	402
September	506	500
October	543	557
November	636	656
December	714	709
January	774	782
February	910	861
March	980	943
April	1,003	968
May	1,003	968
June	1,003	969

QUALITY

	Quantity	Base Number	Contract	AT	Region	England
% of FP17s for the same patient ID Re-attending within 3 months - Children	48	650	7.4%	11.4%	11.3%	11.8%
% of FP17s for the same patient ID Re-attending within 3 months - Adults	4	40	10.0%	14.9%	15.4%	15.7%
% of FP17s for the same patient ID Re-attending between 3 & 9 months - Children	421	650	64.8%	58.4%	61.3%	58.9%
% of FP17s for the same patient ID Re-attending between 3 & 9 months - Adults	29	40	72.5%	49.0%	52.1%	50.8%
% of FP17s for Band 1 Urgent Courses	14	693	2.0%	9.7%	9.5%	9.1%
% of FP17s Relating to Free Repair or Replacements	0	693	0.0%	0.7%	0.6%	0.8%
% of FP17s Relating to Continuations	0	693	0.0%	0.6%	0.8%	0.9%
% of Patients satisfied with the dentistry they have received	0	0	N/A	92.3%	92.4%	92.5%
% of Patients satisfied with the time they had to wait for an appointment	0	0	N/A	84.2%	86.3%	87.0%

* This is based on patients treated on this contract for their most recent course of treatment. Figures in italics indicate the base number of FP17s or Patient Questionnaire responses are less than 100. N/A is shown where the base number of responses is less than 10 during the period. % is calculated as Quantity/Base number*100

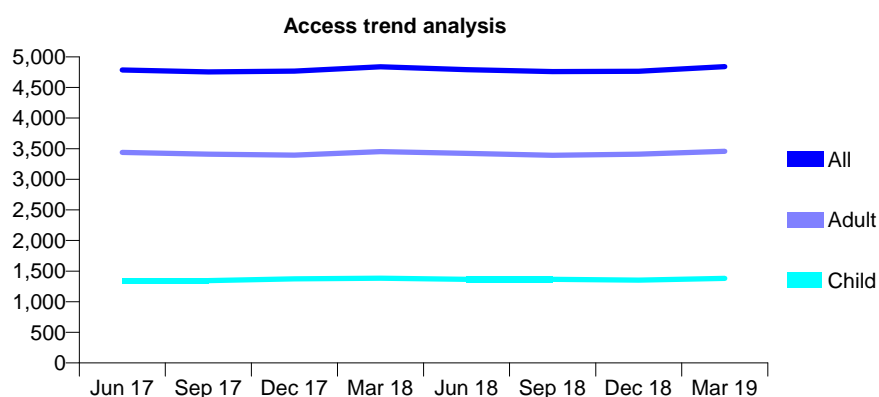
Q69 - Vital Signs At a Glance Contract Report for 789429/0001 - Year end March 2019

Name or company name	Oak End Dental Clinic Partnership
Contract type name	GDS Contract
Purpose of contract	General
Contract start date	01/06/2009
Contract end date	

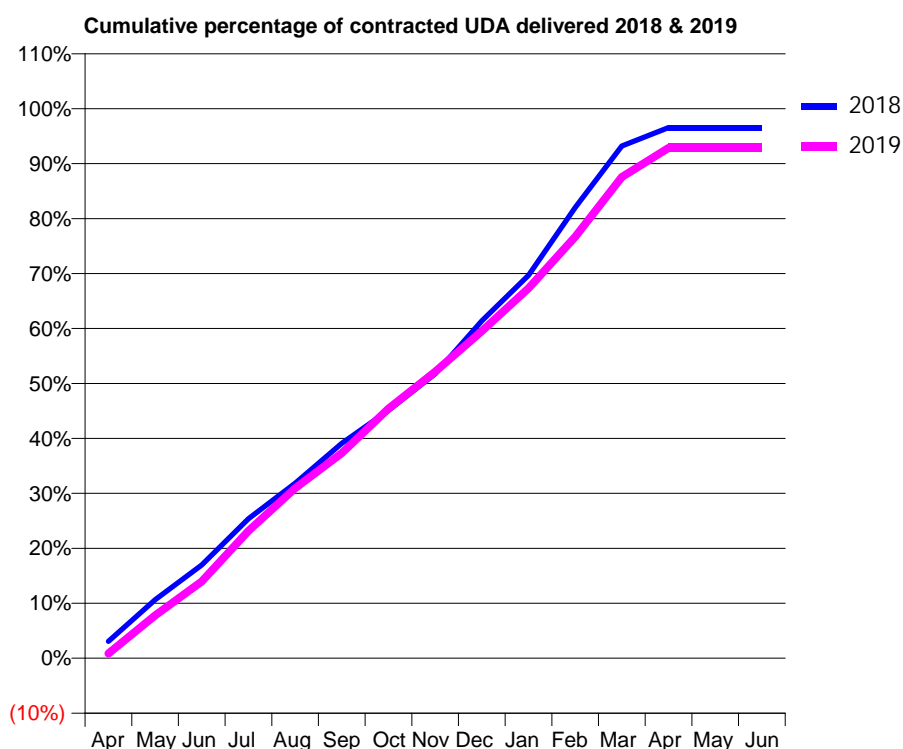
18/19 Contracted general activity (UDA)	14,000
Carry forward general activity (UDA)	483
18/19 Contracted orthodontic activity (UOA)	0
Carry forward orthodontic activity (UOA)	0
Baseline contract value	£356,624.57

ACCESS*

Patients seen in 24 months	Total	Change since previous quarter
Quarter ending March 2018	4,837	
Quarter ending June 2018	4,790	→
Quarter ending September 2018	4,760	→
Quarter ending December 2018	4,763	→
Quarter ending March 2019	4,840	→
Variance since March 2018	0.1%	→



ACTIVITY



Month	Adjusted Scheduled Activity (UDA)	
	2018	2019
April	429	121
May	1,490	1,093
June	2,377	1,956
July	3,554	3,242
August	4,461	4,332
September	5,474	5,225
October	6,316	6,359
November	7,249	7,299
December	8,593	8,332
January	9,757	9,426
February	11,486	10,738
March	13,048	12,255
April	13,516	12,999
May	13,516	12,999
June	13,516	12,999

QUALITY

	Quantity	Base Number	Contract	AT	Region	England
% of FP17s for the same patient ID Re-attending within 3 months - Children	137	1,788	7.7%	11.4%	11.3%	11.8%
% of FP17s for the same patient ID Re-attending within 3 months - Adults	712	4,191	17.0%	14.9%	15.4%	15.7%
% of FP17s for the same patient ID Re-attending between 3 & 9 months - Children	922	1,788	51.6%	58.4%	61.3%	58.9%
% of FP17s for the same patient ID Re-attending between 3 & 9 months - Adults	1,904	4,191	45.4%	49.0%	52.1%	50.8%
% of FP17s for Band 1 Urgent Courses	629	6,016	10.5%	9.7%	9.5%	9.1%
% of FP17s Relating to Free Repair or Replacements	59	6,016	1.0%	0.7%	0.6%	0.8%
% of FP17s Relating to Continuations	137	6,016	2.3%	0.6%	0.8%	0.9%
% of Patients satisfied with the dentistry they have received	2	3	N/A	92.3%	92.4%	92.5%
% of Patients satisfied with the time they had to wait for an appointment	3	3	N/A	84.2%	86.3%	87.0%

* This is based on patients treated on this contract for their most recent course of treatment.

Figures in italics indicate the base number of FP17s or Patient Questionnaire responses are less than 100. N/A is shown where the base number of responses is less than 10 during the period. % is calculated as Quantity/Base number*100

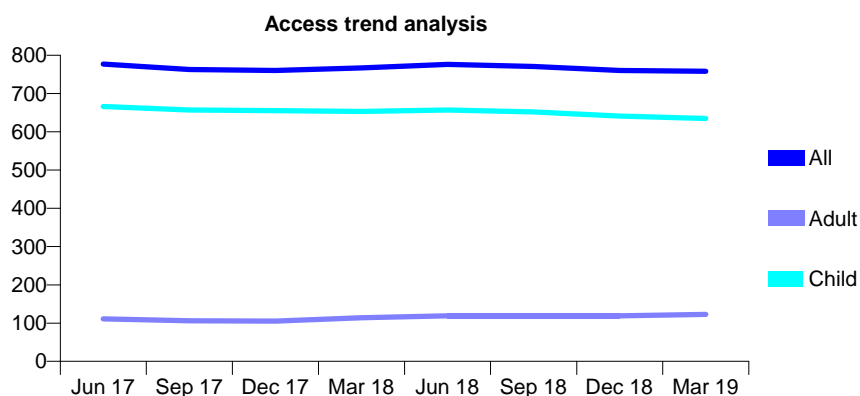
Q69 - Vital Signs At a Glance Contract Report for 810282/0001 - Year end March 2019

Name or company name	MR CJ MORRELL
Contract type name	GDS Contract
Purpose of contract	General
Contract start date	01/04/2006
Contract end date	

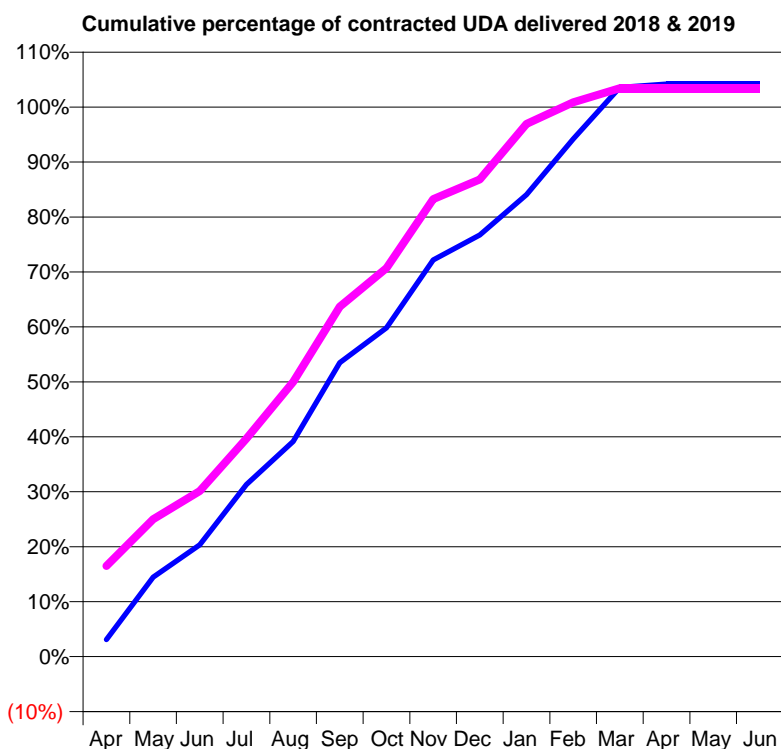
18/19 Contracted general activity (UDA)	1,100
Carry forward general activity (UDA)	-22
18/19 Contracted orthodontic activity (UOA)	0
Carry forward orthodontic activity (UOA)	0
Baseline contract value	£21,895.93

ACCESS*

Patients seen in 24 months	Total	Change since previous quarter
Quarter ending March 2018	767	
Quarter ending June 2018	776	→
Quarter ending September 2018	771	→
Quarter ending December 2018	760	↓
Quarter ending March 2019	758	→
Variance since March 2018	(1.2%)	↓



ACTIVITY



Month	Adjusted Scheduled Activity (UDA)	
	2018	2019
April	34	182
May	159	275
June	224	331
July	344	437
August	431	550
September	588	700
October	658	778
November	794	916
December	844	955
January	925	1,066
February	1,036	1,109
March	1,139	1,138
April	1,146	1,138
May	1,146	1,138
June	1,146	1,138

QUALITY

	Quantity	Base Number	Contract	AT	Region	England
% of FP17s for the same patient ID Re-attending within 3 months - Children	45	794	5.7%	11.4%	11.3%	11.8%
% of FP17s for the same patient ID Re-attending within 3 months - Adults	5	52	9.6%	14.9%	15.4%	15.7%
% of FP17s for the same patient ID Re-attending between 3 & 9 months - Children	417	794	52.5%	58.4%	61.3%	58.9%
% of FP17s for the same patient ID Re-attending between 3 & 9 months - Adults	20	52	38.5%	49.0%	52.1%	50.8%
% of FP17s for Band 1 Urgent Courses	35	841	4.2%	9.7%	9.5%	9.1%
% of FP17s Relating to Free Repair or Replacements	0	841	0.0%	0.7%	0.6%	0.8%
% of FP17s Relating to Continuations	0	841	0.0%	0.6%	0.8%	0.9%
% of Patients satisfied with the dentistry they have received	0	0	N/A	92.3%	92.4%	92.5%
% of Patients satisfied with the time they had to wait for an appointment	0	0	N/A	84.2%	86.3%	87.0%

* This is based on patients treated on this contract for their most recent course of treatment. Figures in italics indicate the base number of FP17s or Patient Questionnaire responses are less than 100. N/A is shown where the base number of responses is less than 10 during the period. % is calculated as Quantity/Base number*100

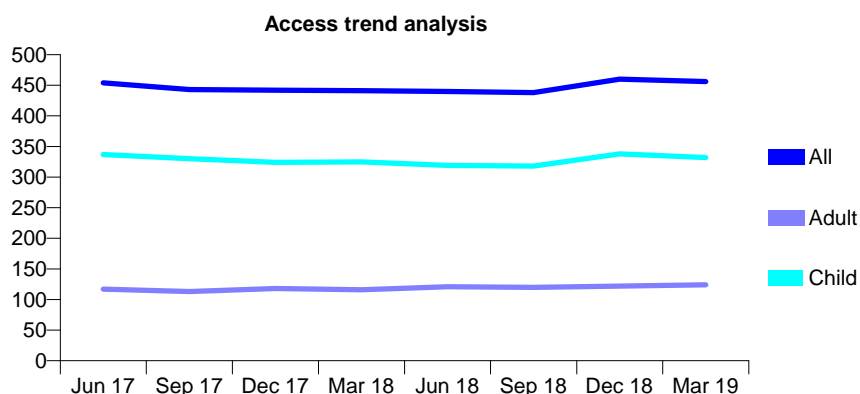
Q69 - Vital Signs At a Glance Contract Report for 811769/0001 - Year end March 2019

Name or company name	MR PP BRODIE
Contract type name	GDS Contract
Purpose of contract	General
Contract start date	01/04/2006
Contract end date	

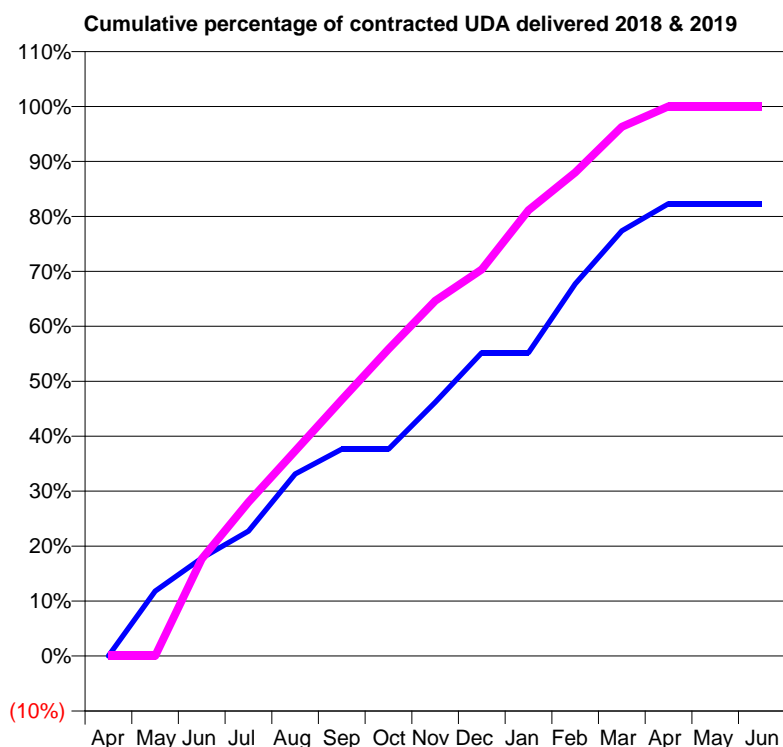
18/19 Contracted general activity (UDA)	1,000
Carry forward general activity (UDA)	0
18/19 Contracted orthodontic activity (UOA)	0
Carry forward orthodontic activity (UOA)	0
Baseline contract value	£24,316.16

ACCESS*

Patients seen in 24 months	Total	Change since previous quarter
Quarter ending March 2018	441	
Quarter ending June 2018	440	→
Quarter ending September 2018	438	→
Quarter ending December 2018	460	↑
Quarter ending March 2019	456	→
Variance since March 2018	3.4%	↑



ACTIVITY



Month	Adjusted Scheduled Activity (UDA)	
	2018	2019
April	0	0
May	118	0
June	178	177
July	227	280
August	331	373
September	376	466
October	376	558
November	462	646
December	552	703
January	552	811
February	677	880
March	774	963
April	823	1,000
May	823	1,000
June	823	1,000

QUALITY

	Quantity	Base Number	Contract	AT	Region	England
% of FP17s for the same patient ID Re-attending within 3 months - Children	20	579	3.5%	11.4%	11.3%	11.8%
% of FP17s for the same patient ID Re-attending within 3 months - Adults	11	135	8.1%	14.9%	15.4%	15.7%
% of FP17s for the same patient ID Re-attending between 3 & 9 months - Children	371	579	64.1%	58.4%	61.3%	58.9%
% of FP17s for the same patient ID Re-attending between 3 & 9 months - Adults	95	135	70.4%	49.0%	52.1%	50.8%
% of FP17s for Band 1 Urgent Courses	21	695	3.0%	9.7%	9.5%	9.1%
% of FP17s Relating to Free Repair or Replacements	0	695	0.0%	0.7%	0.6%	0.8%
% of FP17s Relating to Continuations	0	695	0.0%	0.6%	0.8%	0.9%
% of Patients satisfied with the dentistry they have received	0	0	N/A	92.3%	92.4%	92.5%
% of Patients satisfied with the time they had to wait for an appointment	0	0	N/A	84.2%	86.3%	87.0%

* This is based on patients treated on this contract for their most recent course of treatment.

Figures in italics indicate the base number of FP17s or Patient Questionnaire responses are less than 100. N/A is shown where the base number of responses is less than 10 during the period. % is calculated as Quantity/Base number*100

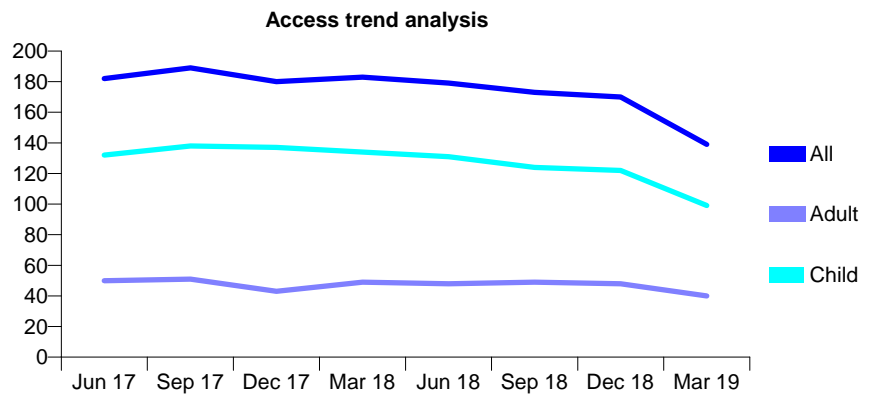
Q69 - Vital Signs At a Glance Contract Report for 812757/0001 - Year end March 2019

Name or company name	MR C HURST
Contract type name	GDS Contract
Purpose of contract	General
Contract start date	01/04/2006
Contract end date	31/12/2018

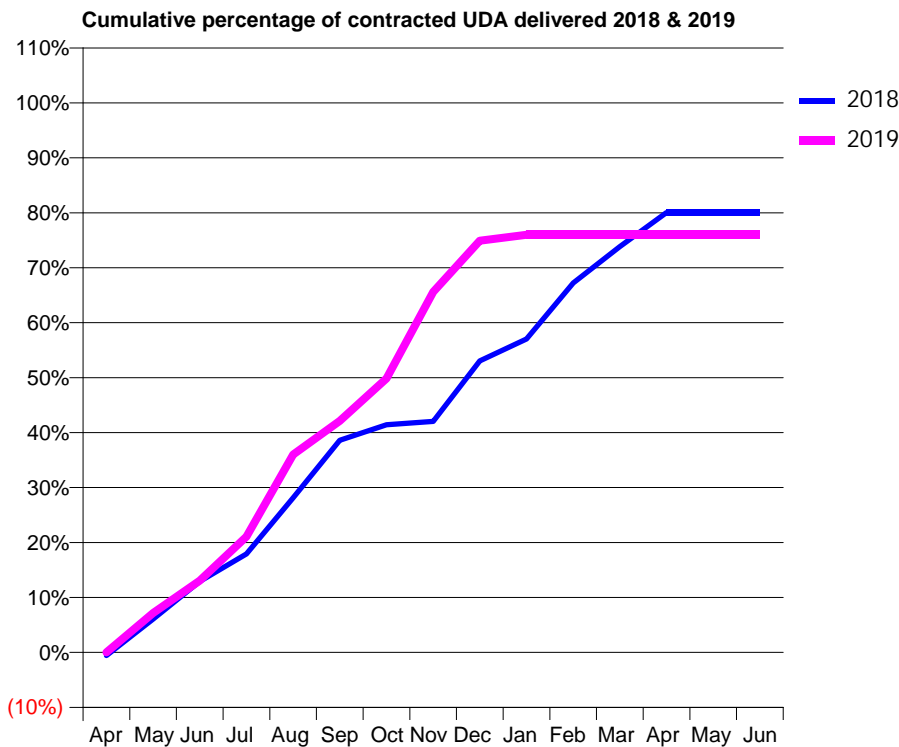
18/19 Contracted general activity (UDA)	375
Carry forward general activity (UDA)	0
18/19 Contracted orthodontic activity (UOA)	0
Carry forward orthodontic activity (UOA)	0
Baseline contract value	£9,115.99

ACCESS*

Patients seen in 24 months	Total	Change since previous quarter
Quarter ending March 2018	183	
Quarter ending June 2018	179	↓
Quarter ending September 2018	173	↓
Quarter ending December 2018	170	↓
Quarter ending March 2019	139	↓
Variance since March 2018	(24.0%)	↓



ACTIVITY



Month	Adjusted Scheduled Activity (UDA)	
	2018	2019
April	-3	0
May	30	27
June	65	49
July	90	79
August	141	135
September	193	158
October	207	187
November	210	246
December	265	281
January	285	285
February	336	285
March	369	285
April	400	285
May	400	285
June	400	285

QUALITY

	Quantity	Base Number	Contract	AT	Region	England
% of FP17s for the same patient ID Re-attending within 3 months - Children	11	149	7.4%	11.4%	11.3%	11.8%
% of FP17s for the same patient ID Re-attending within 3 months - Adults	16	43	37.2%	14.9%	15.4%	15.7%
% of FP17s for the same patient ID Re-attending between 3 & 9 months - Children	103	149	69.1%	58.4%	61.3%	58.9%
% of FP17s for the same patient ID Re-attending between 3 & 9 months - Adults	16	43	37.2%	49.0%	52.1%	50.8%
% of FP17s for Band 1 Urgent Courses	0	170	0.0%	9.7%	9.5%	9.1%
% of FP17s Relating to Free Repair or Replacements	0	170	0.0%	0.7%	0.6%	0.8%
% of FP17s Relating to Continuations	4	170	2.4%	0.6%	0.8%	0.9%
% of Patients satisfied with the dentistry they have received	0	0	N/A	92.3%	92.4%	92.5%
% of Patients satisfied with the time they had to wait for an appointment	0	0	N/A	84.2%	86.3%	87.0%

* This is based on patients treated on this contract for their most recent course of treatment. Figures in italics indicate the base number of FP17s or Patient Questionnaire responses are less than 100. N/A is shown where the base number of responses is less than 10 during the period. % is calculated as Quantity/Base number*100

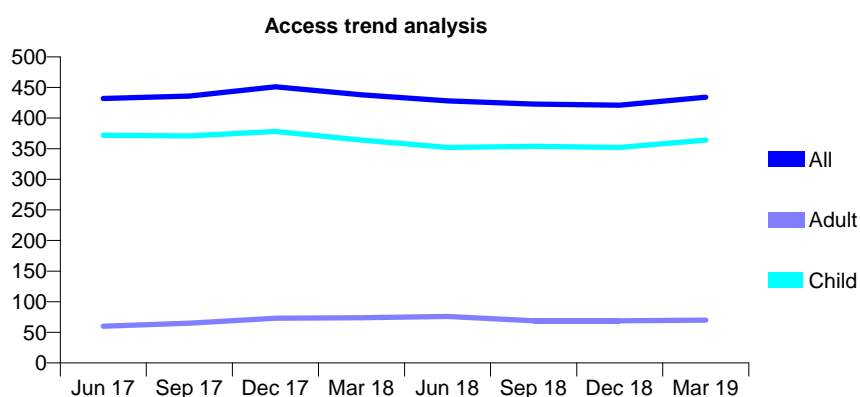
Q69 - Vital Signs At a Glance Contract Report for 815039/0001 - Year end March 2019

Name or company name	MR PC BRASH
Contract type name	GDS Contract
Purpose of contract	General
Contract start date	01/04/2006
Contract end date	

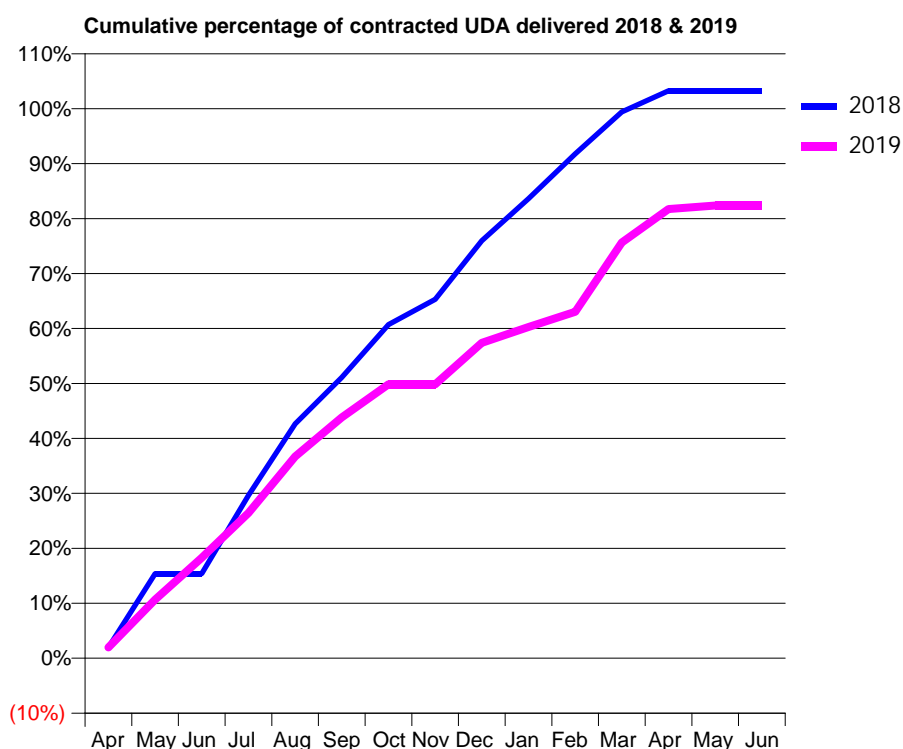
18/19 Contracted general activity (UDA)	760
Carry forward general activity (UDA)	-15
18/19 Contracted orthodontic activity (UOA)	0
Carry forward orthodontic activity (UOA)	0
Baseline contract value	£20,592.77

ACCESS*

Patients seen in 24 months	Total	Change since previous quarter
Quarter ending March 2018	438	
Quarter ending June 2018	428	↓
Quarter ending September 2018	423	↓
Quarter ending December 2018	421	→
Quarter ending March 2019	434	↑
Variance since March 2018	(0.9%)	→



ACTIVITY



Month	Adjusted Scheduled Activity (UDA)	
	2018	2019
April	15	15
May	117	81
June	117	139
July	225	201
August	324	279
September	388	333
October	461	379
November	496	379
December	577	436
January	635	458
February	698	479
March	756	575
April	785	621
May	785	626
June	785	626

QUALITY

	Quantity	Base Number	Contract	AT	Region	England
% of FP17s for the same patient ID Re-attending within 3 months - Children	13	389	3.3%	11.4%	11.3%	11.8%
% of FP17s for the same patient ID Re-attending within 3 months - Adults	1	28	3.6%	14.9%	15.4%	15.7%
% of FP17s for the same patient ID Re-attending between 3 & 9 months - Children	207	389	53.2%	58.4%	61.3%	58.9%
% of FP17s for the same patient ID Re-attending between 3 & 9 months - Adults	11	28	39.3%	49.0%	52.1%	50.8%
% of FP17s for Band 1 Urgent Courses	0	478	0.0%	9.7%	9.5%	9.1%
% of FP17s Relating to Free Repair or Replacements	0	478	0.0%	0.7%	0.6%	0.8%
% of FP17s Relating to Continuations	0	478	0.0%	0.6%	0.8%	0.9%
% of Patients satisfied with the dentistry they have received	0	0	N/A	92.3%	92.4%	92.5%
% of Patients satisfied with the time they had to wait for an appointment	0	0	N/A	84.2%	86.3%	87.0%

* This is based on patients treated on this contract for their most recent course of treatment.

Figures in italics indicate the base number of FP17s or Patient Questionnaire responses are less than 100. N/A is shown where the base number of responses is less than 10 during the period. % is calculated as Quantity/Base number*100

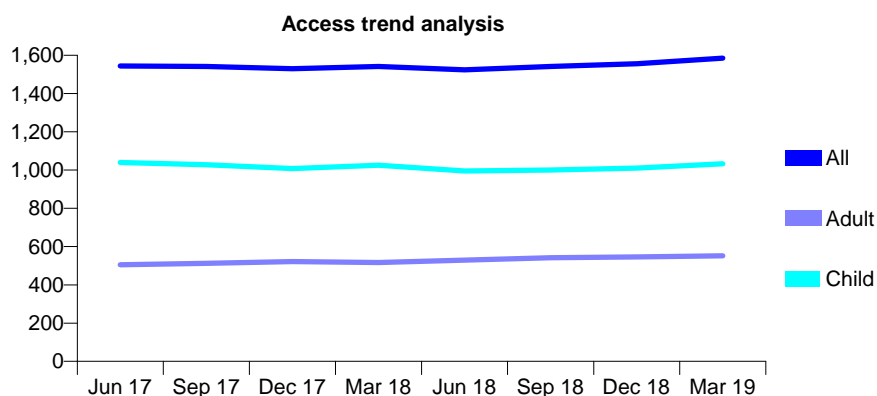
Q69 - Vital Signs At a Glance Contract Report for 820334/0001 - Year end March 2019

Name or company name	Anil Baboolal and Verjinder Tooray
Contract type name	GDS Contract
Purpose of contract	General
Contract start date	01/04/2006
Contract end date	

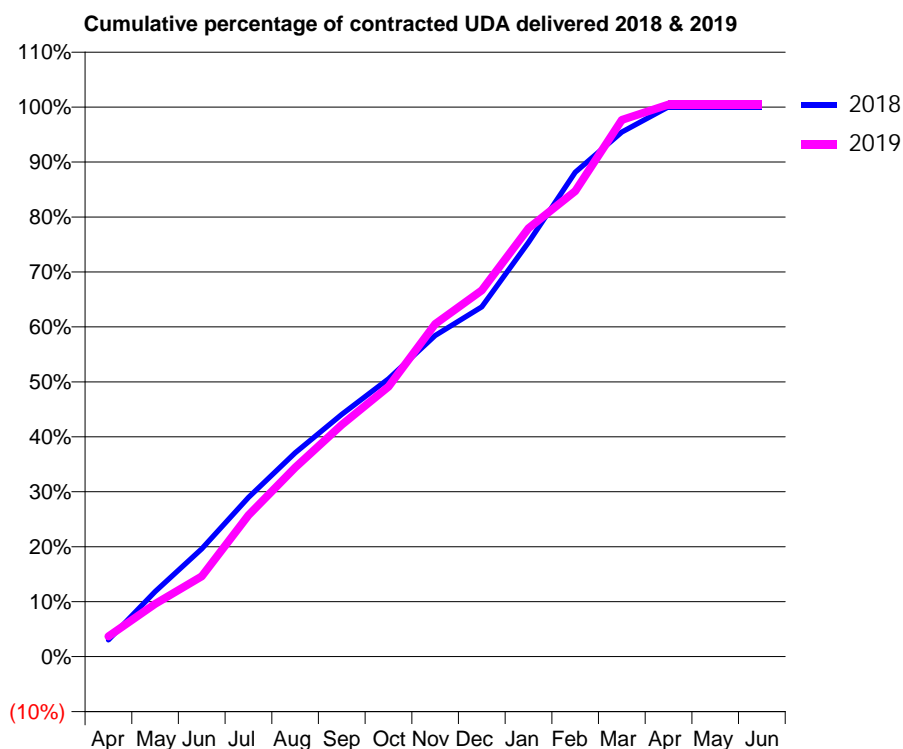
18/19 Contracted general activity (UDA)	3,755
Carry forward general activity (UDA)	-1
18/19 Contracted orthodontic activity (UOA)	0
Carry forward orthodontic activity (UOA)	0
Baseline contract value	£91,113.87

ACCESS*

Patients seen in 24 months	Total	Change since previous quarter
Quarter ending March 2018	1,542	
Quarter ending June 2018	1,524	↓
Quarter ending September 2018	1,542	→
Quarter ending December 2018	1,556	→
Quarter ending March 2019	1,585	→
Variance since March 2018	2.8%	↑



ACTIVITY



Month	Adjusted Scheduled Activity (UDA)	
	2018	2019
April	115	139
May	445	361
June	737	548
July	1,087	966
August	1,393	1,292
September	1,655	1,584
October	1,898	1,845
November	2,193	2,273
December	2,389	2,503
January	2,831	2,926
February	3,310	3,181
March	3,585	3,667
April	3,756	3,772
May	3,756	3,772
June	3,756	3,772

QUALITY

	Quantity	Base Number	Contract	AT	Region	England
% of FP17s for the same patient ID Re-attending within 3 months - Children	94	1,768	5.3%	11.4%	11.3%	11.8%
% of FP17s for the same patient ID Re-attending within 3 months - Adults	35	714	4.9%	14.9%	15.4%	15.7%
% of FP17s for the same patient ID Re-attending between 3 & 9 months - Children	1,276	1,768	72.2%	58.4%	61.3%	58.9%
% of FP17s for the same patient ID Re-attending between 3 & 9 months - Adults	516	714	72.3%	49.0%	52.1%	50.8%
% of FP17s for Band 1 Urgent Courses	75	2,438	3.1%	9.7%	9.5%	9.1%
% of FP17s Relating to Free Repair or Replacements	0	2,438	0.0%	0.7%	0.6%	0.8%
% of FP17s Relating to Continuations	31	2,438	1.3%	0.6%	0.8%	0.9%
% of Patients satisfied with the dentistry they have received	0	0	N/A	92.3%	92.4%	92.5%
% of Patients satisfied with the time they had to wait for an appointment	0	0	N/A	84.2%	86.3%	87.0%

* This is based on patients treated on this contract for their most recent course of treatment. Figures in italics indicate the base number of FP17s or Patient Questionnaire responses are less than 100. N/A is shown where the base number of responses is less than 10 during the period. % is calculated as Quantity/Base number*100

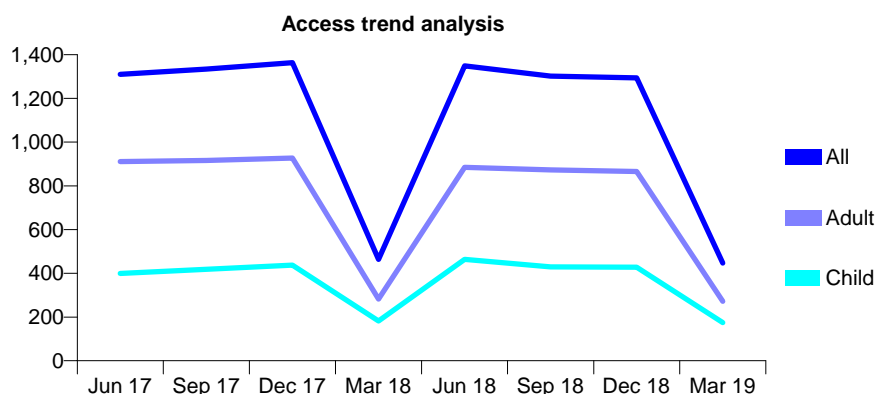
Q69 - Vital Signs At a Glance Contract Report for 826634/0001 - Year end March 2019

Name or company name	Reading Dental Sedation Clinic
Contract type name	GDS Contract
Purpose of contract	General
Contract start date	01/04/2006
Contract end date	

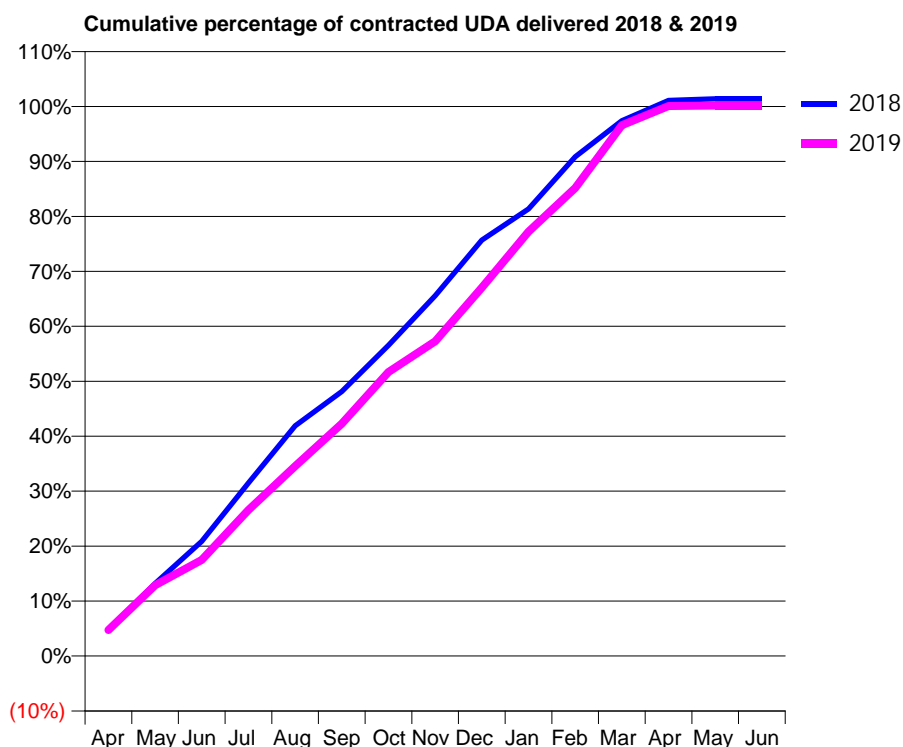
18/19 Contracted general activity (UDA)	7,776
Carry forward general activity (UDA)	-100
18/19 Contracted orthodontic activity (UOA)	0
Carry forward orthodontic activity (UOA)	0
Baseline contract value	£500,866.17

ACCESS*

Patients seen in 24 months	Total	Change since previous quarter
Quarter ending March 2018	464	
Quarter ending June 2018	1,349	↑
Quarter ending September 2018	1,302	↓
Quarter ending December 2018	1,294	→
Quarter ending March 2019	447	↓
Variance since March 2018	(3.7%)	↓



ACTIVITY



Month	Adjusted Scheduled Activity (UDA)	
	2018	2019
April	336	369
May	942	1,003
June	1,490	1,359
July	2,247	2,067
August	2,989	2,688
September	3,435	3,285
October	4,034	4,018
November	4,679	4,453
December	5,400	5,213
January	5,805	6,003
February	6,482	6,623
March	6,948	7,510
April	7,211	7,783
May	7,235	7,789
June	7,235	7,789

QUALITY

	Quantity	Base Number	Contract	AT	Region	England
% of FP17s for the same patient ID Re-attending within 3 months - Children	10	626	1.6%	11.4%	11.3%	11.8%
% of FP17s for the same patient ID Re-attending within 3 months - Adults	8	1,024	0.8%	14.9%	15.4%	15.7%
% of FP17s for the same patient ID Re-attending between 3 & 9 months - Children	43	626	6.9%	58.4%	61.3%	58.9%
% of FP17s for the same patient ID Re-attending between 3 & 9 months - Adults	8	1,024	0.8%	49.0%	52.1%	50.8%
% of FP17s for Band 1 Urgent Courses	6	1,640	0.4%	9.7%	9.5%	9.1%
% of FP17s Relating to Free Repair or Replacements	0	1,640	0.0%	0.7%	0.6%	0.8%
% of FP17s Relating to Continuations	1	1,640	0.1%	0.6%	0.8%	0.9%
% of Patients satisfied with the dentistry they have received	0	0	N/A	92.3%	92.4%	92.5%
% of Patients satisfied with the time they had to wait for an appointment	0	0	N/A	84.2%	86.3%	87.0%

* This is based on patients treated on this contract for their most recent course of treatment. Figures in italics indicate the base number of FP17s or Patient Questionnaire responses are less than 100. N/A is shown where the base number of responses is less than 10 during the period. % is calculated as Quantity/Base number*100

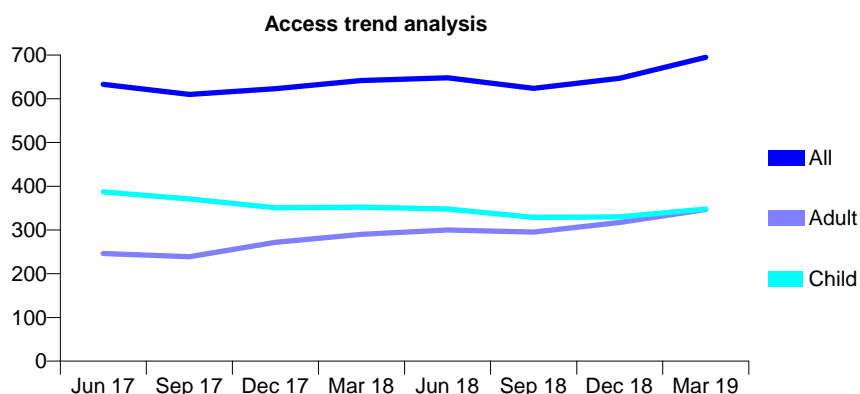
Q69 - Vital Signs At a Glance Contract Report for 829064/0001 - Year end March 2019

Name or company name	Risboro Dental Practice
Contract type name	GDS Contract
Purpose of contract	General
Contract start date	01/04/2006
Contract end date	

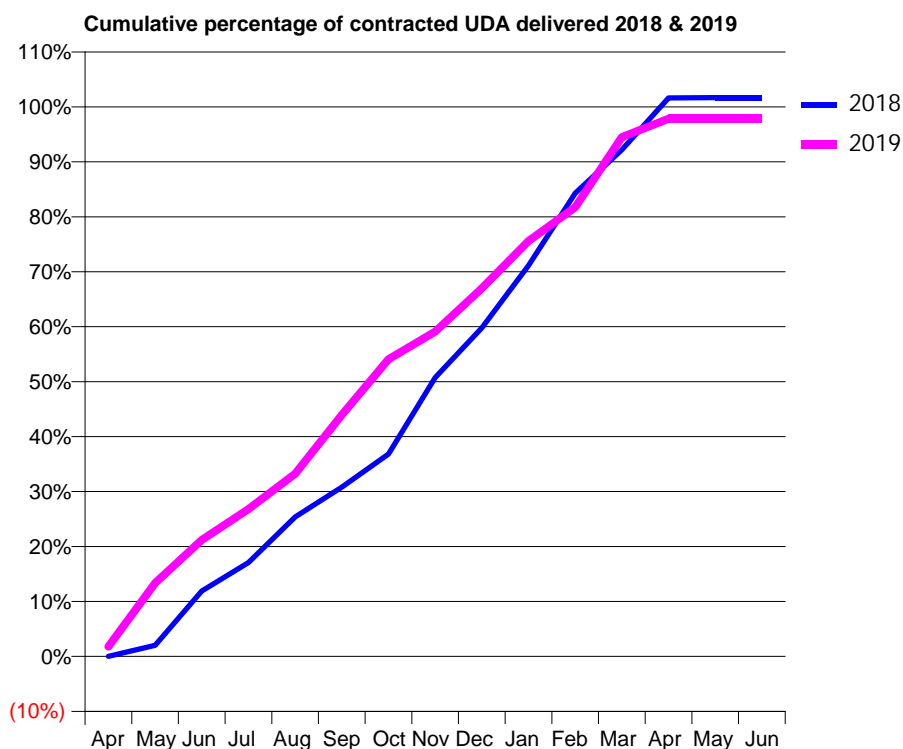
18/19 Contracted general activity (UDA)	1,400
Carry forward general activity (UDA)	-23
18/19 Contracted orthodontic activity (UOA)	0
Carry forward orthodontic activity (UOA)	0
Baseline contract value	£33,121.12

ACCESS*

Patients seen in 24 months	Total	Change since previous quarter
Quarter ending March 2018	642	
Quarter ending June 2018	648	→
Quarter ending September 2018	624	↓
Quarter ending December 2018	647	↑
Quarter ending March 2019	695	↑
Variance since March 2018	8.3%	↑



ACTIVITY



Month	Adjusted Scheduled Activity (UDA)	
	2018	2019
April	0	25
May	28	187
June	167	297
July	239	375
August	355	466
September	431	615
October	516	757
November	710	827
December	837	938
January	996	1,058
February	1,180	1,144
March	1,290	1,323
April	1,423	1,370
May	1,424	1,370
June	1,424	1,370

QUALITY

	Quantity	Base Number	Contract	AT	Region	England
% of FP17s for the same patient ID Re-attending within 3 months - Children	26	550	4.7%	11.4%	11.3%	11.8%
% of FP17s for the same patient ID Re-attending within 3 months - Adults	9	267	3.4%	14.9%	15.4%	15.7%
% of FP17s for the same patient ID Re-attending between 3 & 9 months - Children	314	550	57.1%	58.4%	61.3%	58.9%
% of FP17s for the same patient ID Re-attending between 3 & 9 months - Adults	87	267	32.6%	49.0%	52.1%	50.8%
% of FP17s for Band 1 Urgent Courses	65	773	8.4%	9.7%	9.5%	9.1%
% of FP17s Relating to Free Repair or Replacements	4	773	0.5%	0.7%	0.6%	0.8%
% of FP17s Relating to Continuations	0	773	0.0%	0.6%	0.8%	0.9%
% of Patients satisfied with the dentistry they have received	0	0	N/A	92.3%	92.4%	92.5%
% of Patients satisfied with the time they had to wait for an appointment	0	0	N/A	84.2%	86.3%	87.0%

* This is based on patients treated on this contract for their most recent course of treatment. Figures in italics indicate the base number of FP17s or Patient Questionnaire responses are less than 100. N/A is shown where the base number of responses is less than 10 during the period. % is calculated as Quantity/Base number*100

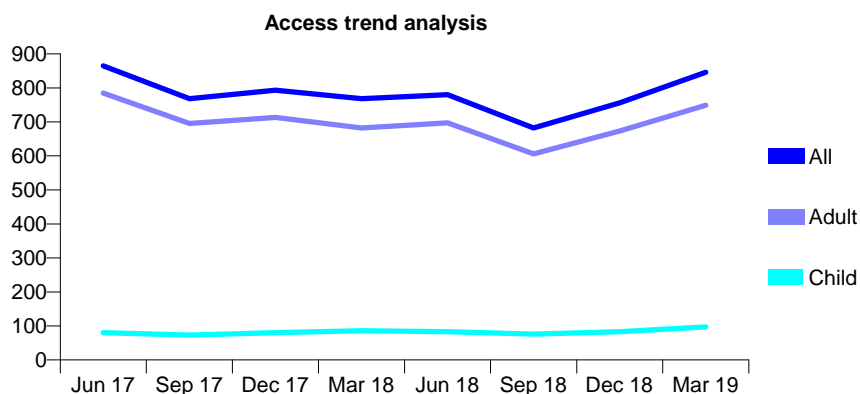
Q69 - Vital Signs At a Glance Contract Report for 829471/0006 - Year end March 2019

Name or company name	SMILE CARE SLOUGH LTD
Contract type name	GDS Contract
Purpose of contract	General
Contract start date	01/04/2006
Contract end date	

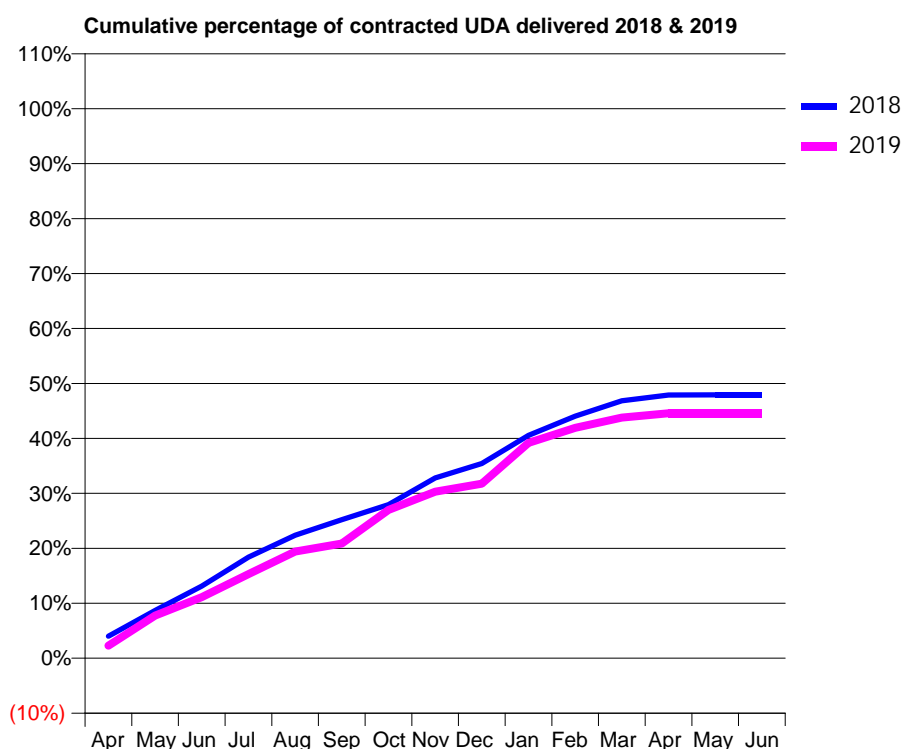
18/19 Contracted general activity (UDA)	3,143
Carry forward general activity (UDA)	0
18/19 Contracted orthodontic activity (UOA)	0
Carry forward orthodontic activity (UOA)	0
Baseline contract value	£259,801.40

ACCESS*

Patients seen in 24 months	Total	Change since previous quarter
Quarter ending March 2018	768	
Quarter ending June 2018	780	→
Quarter ending September 2018	682	↓
Quarter ending December 2018	756	↑
Quarter ending March 2019	846	↑
Variance since March 2018	10.2%	↑



ACTIVITY



Month	2018	2019
April	126	72
May	273	244
June	412	349
July	578	481
August	703	611
September	792	656
October	878	848
November	1,031	953
December	1,113	998
January	1,275	1,232
February	1,384	1,317
March	1,473	1,377
April	1,505	1,400
May	1,506	1,400
June	1,506	1,400

QUALITY

	Quantity	Base Number	Contract	AT	Region	England
% of FP17s for the same patient ID Re-attending within 3 months - Children	3	217	1.4%	11.4%	11.3%	11.8%
% of FP17s for the same patient ID Re-attending within 3 months - Adults	11	991	1.1%	14.9%	15.4%	15.7%
% of FP17s for the same patient ID Re-attending between 3 & 9 months - Children	0	217	0.0%	58.4%	61.3%	58.9%
% of FP17s for the same patient ID Re-attending between 3 & 9 months - Adults	4	991	0.4%	49.0%	52.1%	50.8%
% of FP17s for Band 1 Urgent Courses	1,182	1,200	98.5%	9.7%	9.5%	9.1%
% of FP17s Relating to Free Repair or Replacements	0	1,200	0.0%	0.7%	0.6%	0.8%
% of FP17s Relating to Continuations	0	1,200	0.0%	0.6%	0.8%	0.9%
% of Patients satisfied with the dentistry they have received	2	3	N/A	92.3%	92.4%	92.5%
% of Patients satisfied with the time they had to wait for an appointment	3	3	N/A	84.2%	86.3%	87.0%

* This is based on patients treated on this contract for their most recent course of treatment.

Figures in italics indicate the base number of FP17s or Patient Questionnaire responses are less than 100. N/A is shown where the base number of responses is less than 10 during the period. % is calculated as Quantity/Base number*100

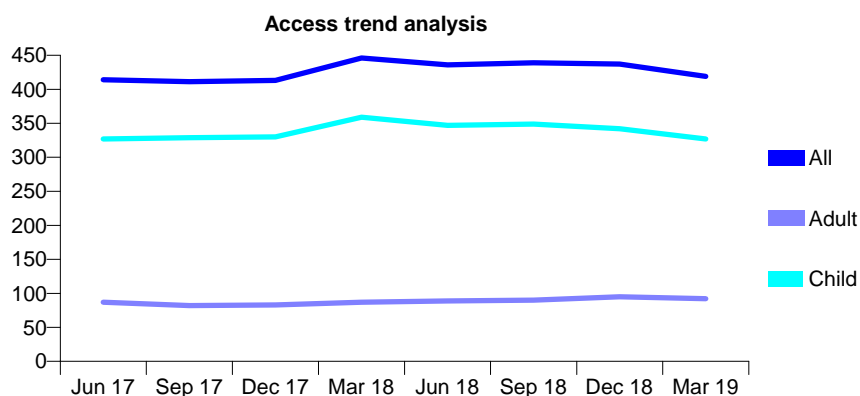
Q69 - Vital Signs At a Glance Contract Report for 830119/0001 - Year end March 2019

Name or company name	MR MJ MCKENNY
Contract type name	GDS Contract
Purpose of contract	General
Contract start date	01/04/2008
Contract end date	

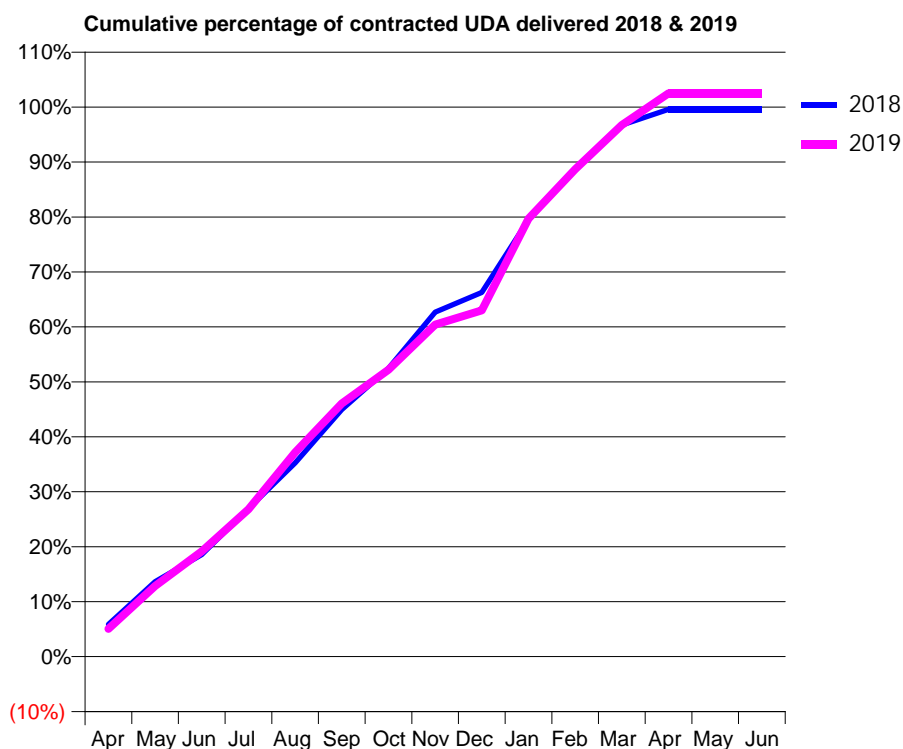
18/19 Contracted general activity (UDA)	732
Carry forward general activity (UDA)	3
18/19 Contracted orthodontic activity (UOA)	0
Carry forward orthodontic activity (UOA)	0
Baseline contract value	£16,717.66

ACCESS*

Patients seen in 24 months	Total	Change since previous quarter
Quarter ending March 2018	446	
Quarter ending June 2018	436	↓
Quarter ending September 2018	439	→
Quarter ending December 2018	437	→
Quarter ending March 2019	419	↓
Variance since March 2018	(6.1%)	↓



ACTIVITY



Month	Adjusted Scheduled Activity (UDA)	
	2018	2019
April	43	37
May	100	94
June	136	140
July	197	196
August	258	272
September	329	337
October	384	382
November	459	442
December	485	461
January	582	583
February	649	649
March	708	708
April	729	750
May	729	750
June	729	750

QUALITY

	Quantity	Base Number	Contract	AT	Region	England
% of FP17s for the same patient ID Re-attending within 3 months - Children	16	461	3.5%	11.4%	11.3%	11.8%
% of FP17s for the same patient ID Re-attending within 3 months - Adults	0	77	0.0%	14.9%	15.4%	15.7%
% of FP17s for the same patient ID Re-attending between 3 & 9 months - Children	242	461	52.5%	58.4%	61.3%	58.9%
% of FP17s for the same patient ID Re-attending between 3 & 9 months - Adults	31	77	40.3%	49.0%	52.1%	50.8%
% of FP17s for Band 1 Urgent Courses	1	544	0.2%	9.7%	9.5%	9.1%
% of FP17s Relating to Free Repair or Replacements	0	544	0.0%	0.7%	0.6%	0.8%
% of FP17s Relating to Continuations	6	544	1.1%	0.6%	0.8%	0.9%
% of Patients satisfied with the dentistry they have received	0	0	N/A	92.3%	92.4%	92.5%
% of Patients satisfied with the time they had to wait for an appointment	0	0	N/A	84.2%	86.3%	87.0%

* This is based on patients treated on this contract for their most recent course of treatment. Figures in italics indicate the base number of FP17s or Patient Questionnaire responses are less than 100. N/A is shown where the base number of responses is less than 10 during the period. % is calculated as Quantity/Base number*100

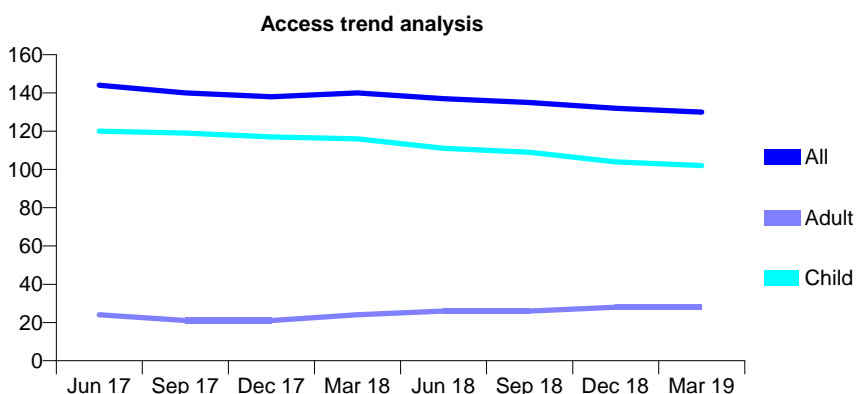
Q69 - Vital Signs At a Glance Contract Report for 830429/0001 - Year end March 2019

Name or company name	MRS CA PEERS
Contract type name	GDS Contract
Purpose of contract	General
Contract start date	01/04/2006
Contract end date	

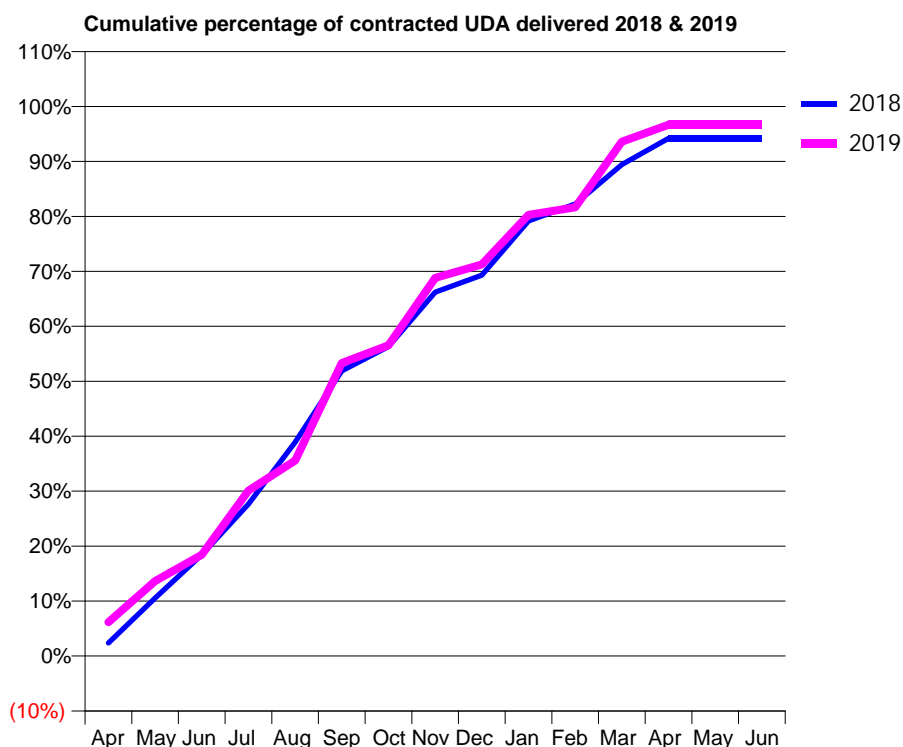
18/19 Contracted general activity (UDA)	293
Carry forward general activity (UDA)	0
18/19 Contracted orthodontic activity (UOA)	0
Carry forward orthodontic activity (UOA)	0
Baseline contract value	£7,126.16

ACCESS*

Patients seen in 24 months	Total	Change since previous quarter
Quarter ending March 2018	140	
Quarter ending June 2018	137	↓
Quarter ending September 2018	135	↓
Quarter ending December 2018	132	↓
Quarter ending March 2019	130	↓
Variance since March 2018	(7.1%)	↓



ACTIVITY



Month	Adjusted Scheduled Activity (UDA)	
	2018	2019
April	7	18
May	31	40
June	54	54
July	81	88
August	114	104
September	152	156
October	165	166
November	194	202
December	203	209
January	232	235
February	241	239
March	262	274
April	276	283
May	276	283
June	276	283

QUALITY

	Quantity	Base Number	Contract	AT	Region	England
% of FP17s for the same patient ID Re-attending within 3 months - Children	20	185	10.8%	11.4%	11.3%	11.8%
% of FP17s for the same patient ID Re-attending within 3 months - Adults	2	12	16.7%	14.9%	15.4%	15.7%
% of FP17s for the same patient ID Re-attending between 3 & 9 months - Children	136	185	73.5%	58.4%	61.3%	58.9%
% of FP17s for the same patient ID Re-attending between 3 & 9 months - Adults	8	12	66.7%	49.0%	52.1%	50.8%
% of FP17s for Band 1 Urgent Courses	6	194	3.1%	9.7%	9.5%	9.1%
% of FP17s Relating to Free Repair or Replacements	0	194	0.0%	0.7%	0.6%	0.8%
% of FP17s Relating to Continuations	6	194	3.1%	0.6%	0.8%	0.9%
% of Patients satisfied with the dentistry they have received	0	0	N/A	92.3%	92.4%	92.5%
% of Patients satisfied with the time they had to wait for an appointment	0	0	N/A	84.2%	86.3%	87.0%

* This is based on patients treated on this contract for their most recent course of treatment. Figures in italics indicate the base number of FP17s or Patient Questionnaire responses are less than 100. N/A is shown where the base number of responses is less than 10 during the period. % is calculated as Quantity/Base number*100

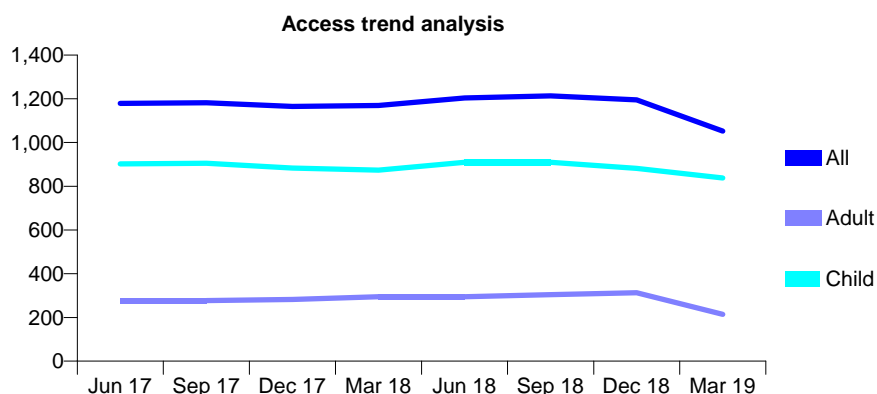
Q69 - Vital Signs At a Glance Contract Report for 834815/0001 - Year end March 2019

Name or company name	Watlington Dental Centre
Contract type name	GDS Contract
Purpose of contract	General
Contract start date	01/04/2006
Contract end date	

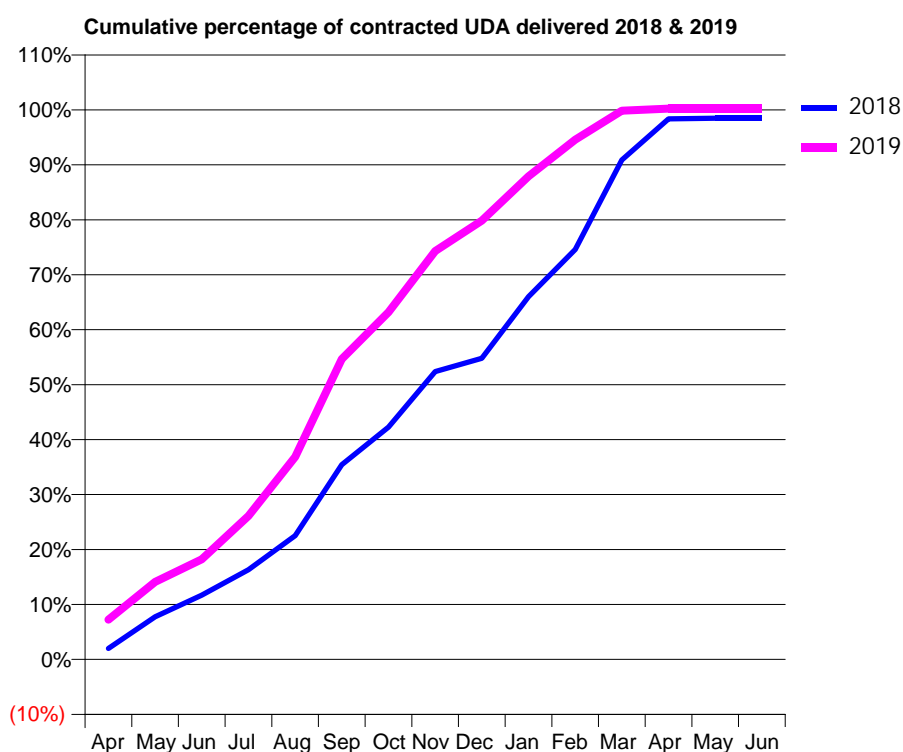
18/19 Contracted general activity (UDA)	2,300
Carry forward general activity (UDA)	0
18/19 Contracted orthodontic activity (UOA)	0
Carry forward orthodontic activity (UOA)	0
Baseline contract value	£55,914.37

ACCESS*

Patients seen in 24 months	Total	Change since previous quarter
Quarter ending March 2018	1,169	
Quarter ending June 2018	1,204	↑
Quarter ending September 2018	1,213	→
Quarter ending December 2018	1,195	↓
Quarter ending March 2019	1,052	↓
Variance since March 2018	(10.0%)	↓



ACTIVITY



Month	Adjusted Scheduled Activity (UDA)	
	2018	2019
April	46	166
May	178	325
June	269	419
July	375	600
August	518	848
September	815	1,257
October	972	1,453
November	1,205	1,709
December	1,261	1,836
January	1,518	2,022
February	1,716	2,175
March	2,090	2,297
April	2,262	2,306
May	2,265	2,306
June	2,265	2,306

QUALITY

	Quantity	Base Number	Contract	AT	Region	England
% of FP17s for the same patient ID Re-attending within 3 months - Children	70	1,043	6.7%	11.4%	11.3%	11.8%
% of FP17s for the same patient ID Re-attending within 3 months - Adults	3	85	3.5%	14.9%	15.4%	15.7%
% of FP17s for the same patient ID Re-attending between 3 & 9 months - Children	549	1,043	52.6%	58.4%	61.3%	58.9%
% of FP17s for the same patient ID Re-attending between 3 & 9 months - Adults	36	85	42.4%	49.0%	52.1%	50.8%
% of FP17s for Band 1 Urgent Courses	23	1,080	2.1%	9.7%	9.5%	9.1%
% of FP17s Relating to Free Repair or Replacements	0	1,080	0.0%	0.7%	0.6%	0.8%
% of FP17s Relating to Continuations	0	1,080	0.0%	0.6%	0.8%	0.9%
% of Patients satisfied with the dentistry they have received	1	1	N/A	92.3%	92.4%	92.5%
% of Patients satisfied with the time they had to wait for an appointment	1	1	N/A	84.2%	86.3%	87.0%

* This is based on patients treated on this contract for their most recent course of treatment. Figures in italics indicate the base number of FP17s or Patient Questionnaire responses are less than 100. N/A is shown where the base number of responses is less than 10 during the period. % is calculated as Quantity/Base number*100

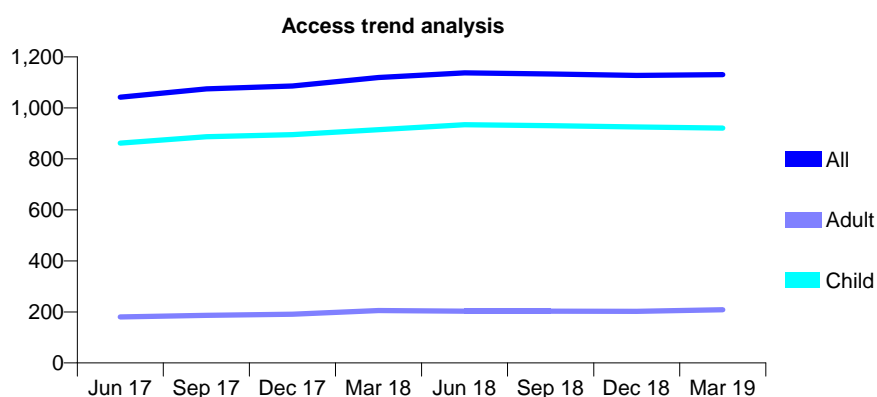
Q69 - Vital Signs At a Glance Contract Report for 839175/0004 - Year end March 2019

Name or company name	MR U BOSE
Contract type name	GDS Contract
Purpose of contract	General
Contract start date	01/01/2013
Contract end date	

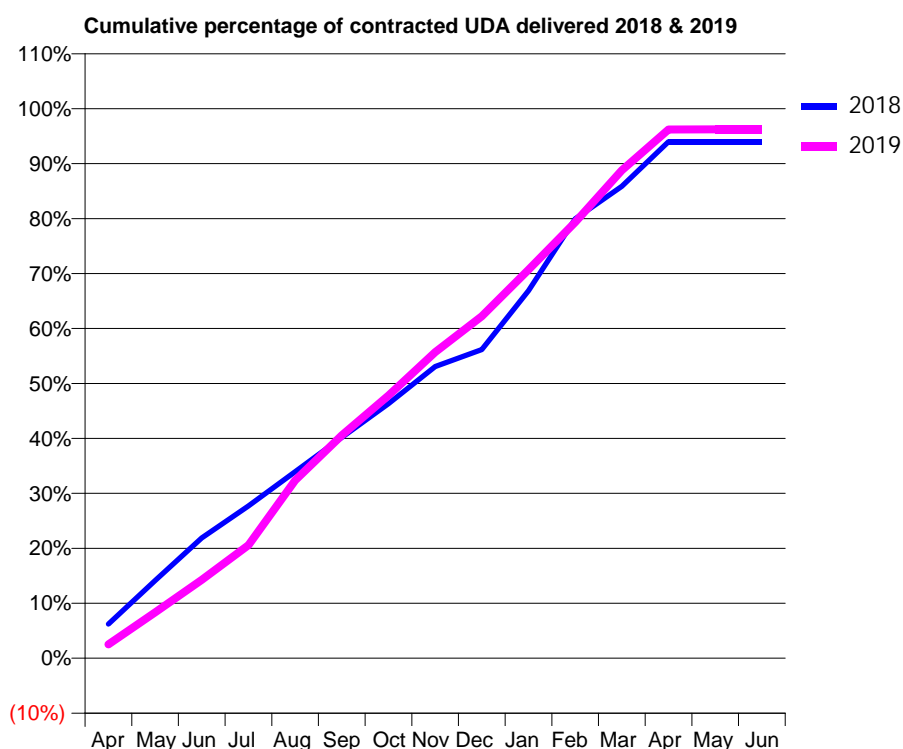
18/19 Contracted general activity (UDA)	3,000
Carry forward general activity (UDA)	0
18/19 Contracted orthodontic activity (UOA)	0
Carry forward orthodontic activity (UOA)	0
Baseline contract value	£76,737.29

ACCESS*

Patients seen in 24 months	Total	Change since previous quarter
Quarter ending March 2018	1,119	
Quarter ending June 2018	1,137	→
Quarter ending September 2018	1,133	→
Quarter ending December 2018	1,127	→
Quarter ending March 2019	1,130	→
Variance since March 2018	1.0%	→



ACTIVITY



Adjusted Scheduled Activity (UDA)		
Month	2018	2019
April	187	75
May	424	251
June	656	428
July	831	617
August	1,018	972
September	1,205	1,217
October	1,389	1,434
November	1,592	1,671
December	1,685	1,866
January	2,006	2,121
February	2,398	2,380
March	2,576	2,663
April	2,820	2,886
May	2,820	2,887
June	2,820	2,887

QUALITY

	Quantity	Base Number	Contract	AT	Region	England
% of FP17s for the same patient ID Re-attending within 3 months - Children	683	2,230	30.6%	11.4%	11.3%	11.8%
% of FP17s for the same patient ID Re-attending within 3 months - Adults	25	137	18.2%	14.9%	15.4%	15.7%
% of FP17s for the same patient ID Re-attending between 3 & 9 months - Children	795	2,230	35.7%	58.4%	61.3%	58.9%
% of FP17s for the same patient ID Re-attending between 3 & 9 months - Adults	55	137	40.1%	49.0%	52.1%	50.8%
% of FP17s for Band 1 Urgent Courses	6	2,341	0.3%	9.7%	9.5%	9.1%
% of FP17s Relating to Free Repair or Replacements	2	2,341	0.1%	0.7%	0.6%	0.8%
% of FP17s Relating to Continuations	0	2,341	0.0%	0.6%	0.8%	0.9%
% of Patients satisfied with the dentistry they have received	2	2	N/A	92.3%	92.4%	92.5%
% of Patients satisfied with the time they had to wait for an appointment	2	2	N/A	84.2%	86.3%	87.0%

* This is based on patients treated on this contract for their most recent course of treatment.

Figures in italics indicate the base number of FP17s or Patient Questionnaire responses are less than 100. N/A is shown where the base number of responses is less than 10 during the period. % is calculated as Quantity/Base number*100

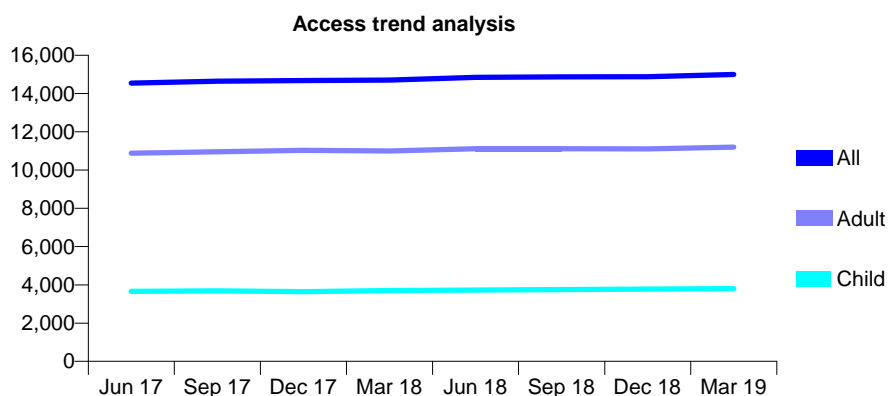
Q69 - Vital Signs At a Glance Contract Report for 842834/0001 - Year end March 2019

Name or company name	MR HR LABBANI MOTLAGH
Contract type name	GDS Contract
Purpose of contract	General
Contract start date	01/12/2009
Contract end date	

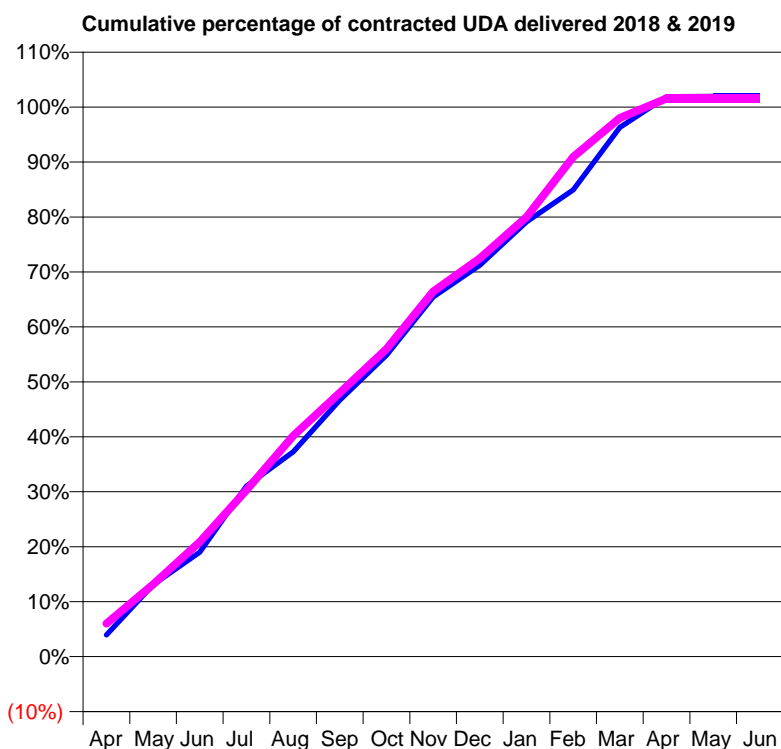
18/19 Contracted general activity (UDA)	36,100
Carry forward general activity (UDA)	-695
18/19 Contracted orthodontic activity (UOA)	0
Carry forward orthodontic activity (UOA)	0
Baseline contract value	£1,073,247.78

ACCESS*

Patients seen in 24 months	Total	Change since previous quarter
Quarter ending March 2018	14,706	
Quarter ending June 2018	14,847	→
Quarter ending September 2018	14,866	→
Quarter ending December 2018	14,882	→
Quarter ending March 2019	15,001	→
Variance since March 2018	2.0%	↑



ACTIVITY



Month	Adjusted Scheduled Activity (UDA)	
	2018	2019
April	1,424	2,166
May	4,728	4,754
June	6,864	7,526
July	11,196	10,941
August	13,452	14,504
September	16,851	17,336
October	19,806	20,219
November	23,635	23,992
December	25,710	26,160
January	28,559	28,867
February	30,669	32,826
March	34,769	35,383
April	36,781	36,670
May	36,796	36,671
June	36,796	36,671

QUALITY

	Quantity	Base Number	Contract	AT	Region	England
% of FP17s for the same patient ID Re-attending within 3 months - Children	101	5,307	1.9%	11.4%	11.3%	11.8%
% of FP17s for the same patient ID Re-attending within 3 months - Adults	799	14,453	5.5%	14.9%	15.4%	15.7%
% of FP17s for the same patient ID Re-attending between 3 & 9 months - Children	2,928	5,307	55.2%	58.4%	61.3%	58.9%
% of FP17s for the same patient ID Re-attending between 3 & 9 months - Adults	8,019	14,453	55.5%	49.0%	52.1%	50.8%
% of FP17s for Band 1 Urgent Courses	73	19,601	0.4%	9.7%	9.5%	9.1%
% of FP17s Relating to Free Repair or Replacements	4	19,601	0.0%	0.7%	0.6%	0.8%
% of FP17s Relating to Continuations	96	19,601	0.5%	0.6%	0.8%	0.9%
% of Patients satisfied with the dentistry they have received	25	25	100.0%	92.3%	92.4%	92.5%
% of Patients satisfied with the time they had to wait for an appointment	24	25	96.0%	84.2%	86.3%	87.0%

* This is based on patients treated on this contract for their most recent course of treatment. Figures in italics indicate the base number of FP17s or Patient Questionnaire responses are less than 100. N/A is shown where the base number of responses is less than 10 during the period. % is calculated as Quantity/Base number*100

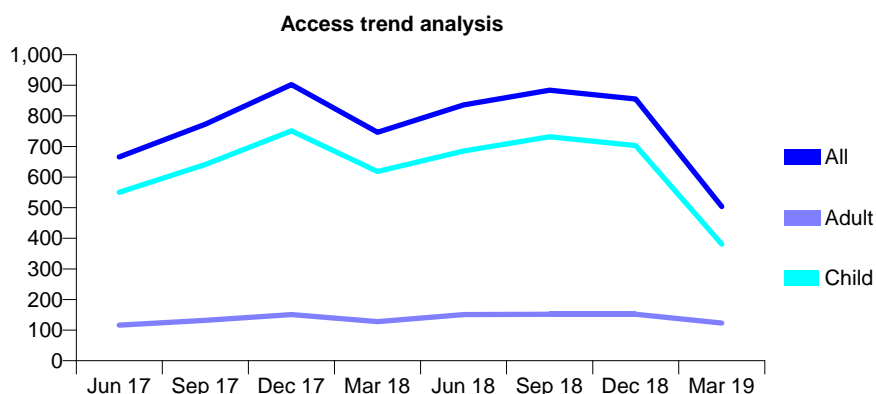
Q69 - Vital Signs At a Glance Contract Report for 847054/0001 - Year end March 2019

Name or company name	MR RA HUGHES
Contract type name	GDS Contract
Purpose of contract	General
Contract start date	01/04/2006
Contract end date	

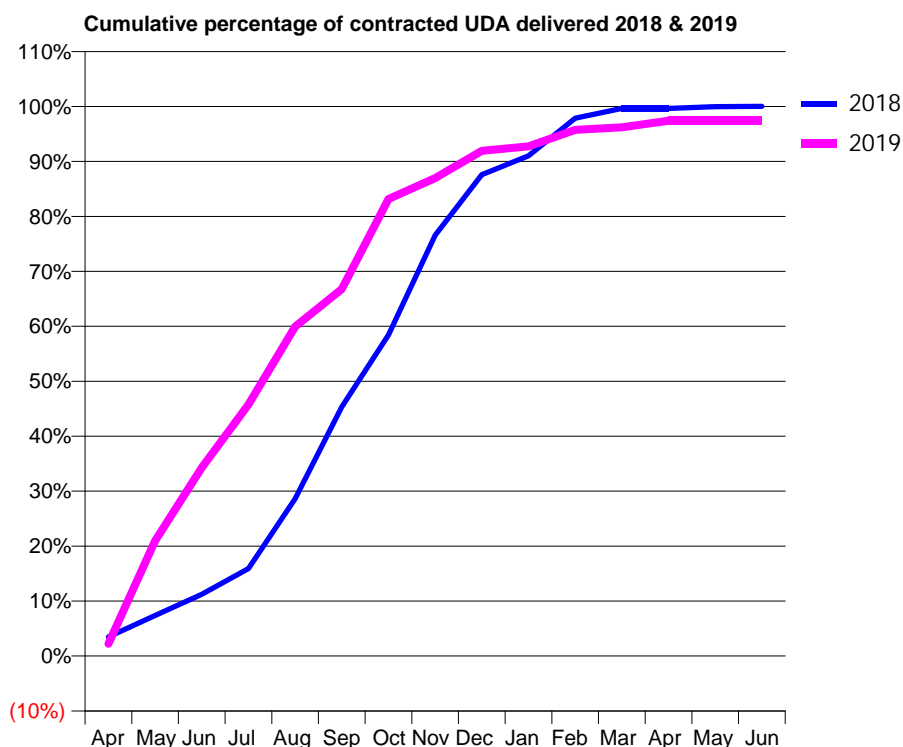
18/19 Contracted general activity (UDA)	1,526
Carry forward general activity (UDA)	0
18/19 Contracted orthodontic activity (UOA)	0
Carry forward orthodontic activity (UOA)	0
Baseline contract value	£40,771.52

ACCESS*

Patients seen in 24 months	Total	Change since previous quarter
Quarter ending March 2018	746	
Quarter ending June 2018	836	↑
Quarter ending September 2018	884	↑
Quarter ending December 2018	855	↓
Quarter ending March 2019	504	↓
Variance since March 2018	(32.4%)	↓



ACTIVITY



Month	Adjusted Scheduled Activity (UDA)	
	2018	2019
April	53	34
May	113	320
June	171	523
July	243	698
August	437	915
September	691	1,019
October	891	1,269
November	1,169	1,327
December	1,337	1,403
January	1,389	1,415
February	1,493	1,461
March	1,520	1,468
April	1,520	1,486
May	1,525	1,486
June	1,526	1,486

QUALITY

	Quantity	Base Number	Contract	AT	Region	England
% of FP17s for the same patient ID Re-attending within 3 months - Children	74	1,038	7.1%	11.4%	11.3%	11.8%
% of FP17s for the same patient ID Re-attending within 3 months - Adults	6	85	7.1%	14.9%	15.4%	15.7%
% of FP17s for the same patient ID Re-attending between 3 & 9 months - Children	447	1,038	43.1%	58.4%	61.3%	58.9%
% of FP17s for the same patient ID Re-attending between 3 & 9 months - Adults	19	85	22.4%	49.0%	52.1%	50.8%
% of FP17s for Band 1 Urgent Courses	41	1,129	3.6%	9.7%	9.5%	9.1%
% of FP17s Relating to Free Repair or Replacements	0	1,129	0.0%	0.7%	0.6%	0.8%
% of FP17s Relating to Continuations	0	1,129	0.0%	0.6%	0.8%	0.9%
% of Patients satisfied with the dentistry they have received	0	0	N/A	92.3%	92.4%	92.5%
% of Patients satisfied with the time they had to wait for an appointment	0	0	N/A	84.2%	86.3%	87.0%

* This is based on patients treated on this contract for their most recent course of treatment. Figures in italics indicate the base number of FP17s or Patient Questionnaire responses are less than 100. N/A is shown where the base number of responses is less than 10 during the period. % is calculated as Quantity/Base number*100

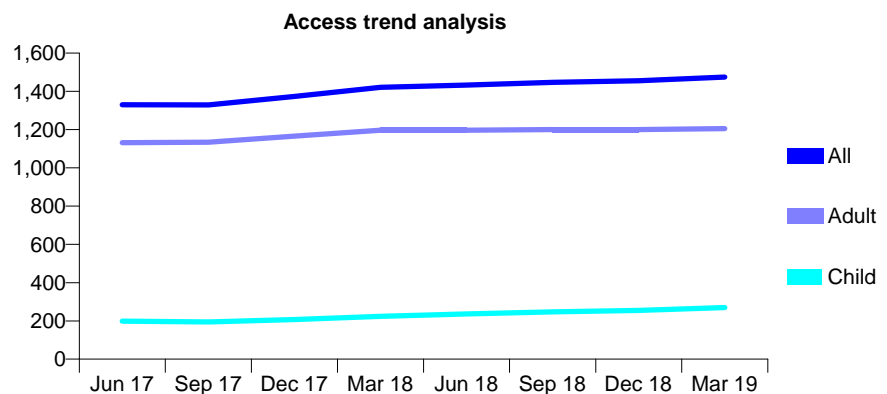
Q69 - Vital Signs At a Glance Contract Report for 848077/0001 - Year end March 2019

Name or company name	MISS NP MCVEIGH
Contract type name	GDS Contract
Purpose of contract	General
Contract start date	01/04/2006
Contract end date	

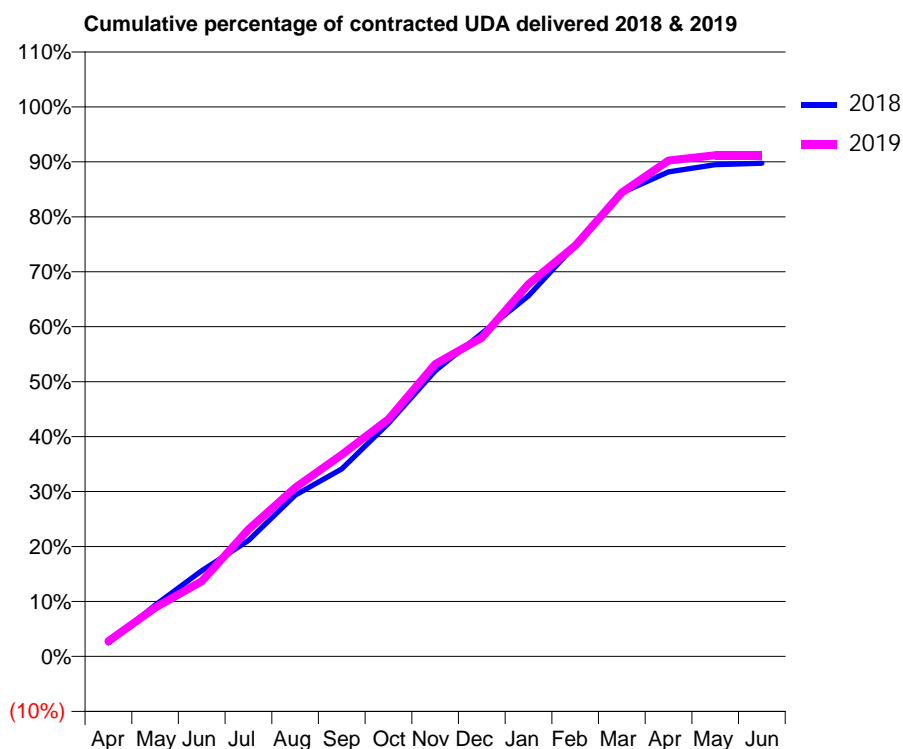
18/19 Contracted general activity (UDA)	4,472
Carry forward general activity (UDA)	0
18/19 Contracted orthodontic activity (UOA)	0
Carry forward orthodontic activity (UOA)	0
Baseline contract value	£96,198.44

ACCESS*

Patients seen in 24 months	Total	Change since previous quarter
Quarter ending March 2018	1,421	
Quarter ending June 2018	1,433	→
Quarter ending September 2018	1,447	→
Quarter ending December 2018	1,455	→
Quarter ending March 2019	1,475	→
Variance since March 2018	3.8%	↑



ACTIVITY



Month	Adjusted Scheduled Activity (UDA)	
	2018	2019
April	111	124
May	417	396
June	697	611
July	944	1,034
August	1,313	1,374
September	1,526	1,641
October	1,898	1,931
November	2,324	2,379
December	2,628	2,593
January	2,935	3,029
February	3,347	3,343
March	3,774	3,775
April	3,943	4,035
May	4,002	4,077
June	4,014	4,077

QUALITY

	Quantity	Base Number	Contract	AT	Region	England
% of FP17s for the same patient ID Re-attending within 3 months - Children	19	382	5.0%	11.4%	11.3%	11.8%
% of FP17s for the same patient ID Re-attending within 3 months - Adults	250	1,845	13.6%	14.9%	15.4%	15.7%
% of FP17s for the same patient ID Re-attending between 3 & 9 months - Children	225	382	58.9%	58.4%	61.3%	58.9%
% of FP17s for the same patient ID Re-attending between 3 & 9 months - Adults	1,205	1,845	65.3%	49.0%	52.1%	50.8%
% of FP17s for Band 1 Urgent Courses	167	2,233	7.5%	9.7%	9.5%	9.1%
% of FP17s Relating to Free Repair or Replacements	26	2,233	1.2%	0.7%	0.6%	0.8%
% of FP17s Relating to Continuations	2	2,233	0.1%	0.6%	0.8%	0.9%
% of Patients satisfied with the dentistry they have received	0	0	N/A	92.3%	92.4%	92.5%
% of Patients satisfied with the time they had to wait for an appointment	0	0	N/A	84.2%	86.3%	87.0%

* This is based on patients treated on this contract for their most recent course of treatment. Figures in italics indicate the base number of FP17s or Patient Questionnaire responses are less than 100. N/A is shown where the base number of responses is less than 10 during the period. % is calculated as Quantity/Base number*100

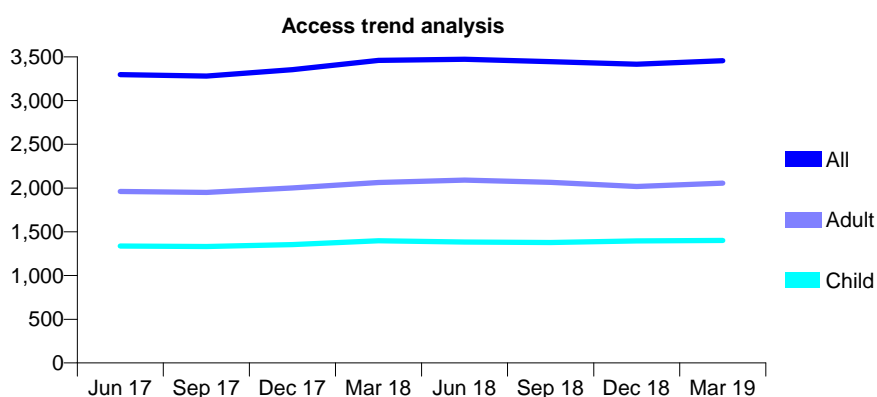
Q69 - Vital Signs At a Glance Contract Report for 854166/0001 - Year end March 2019

Name or company name	MRS JP BENNETT
Contract type name	GDS Contract
Purpose of contract	General
Contract start date	01/04/2006
Contract end date	

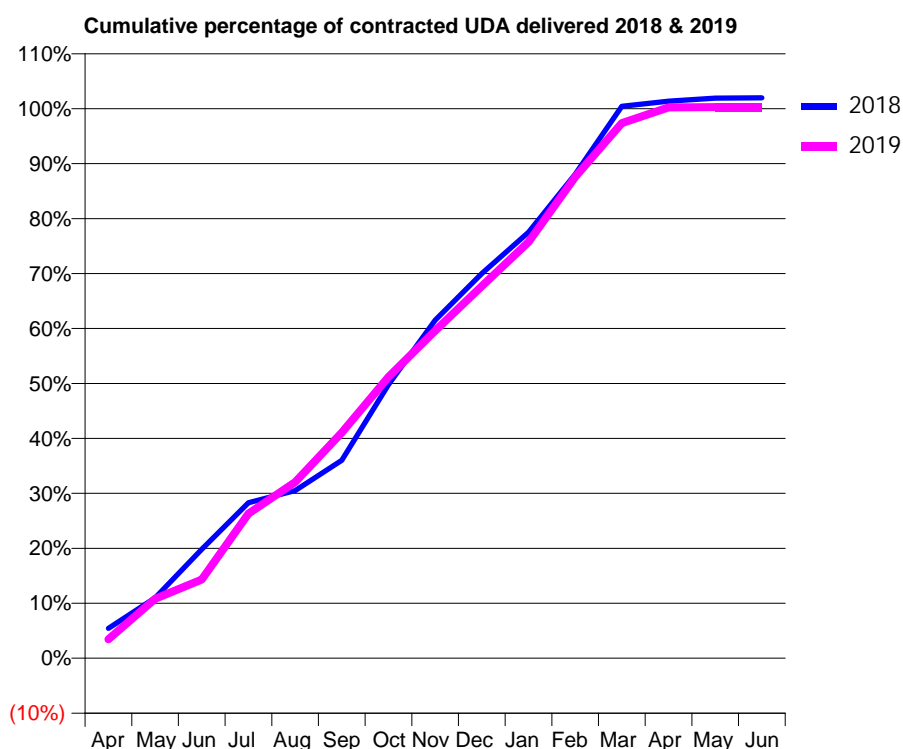
18/19 Contracted general activity (UDA)	5,983
Carry forward general activity (UDA)	-112
18/19 Contracted orthodontic activity (UOA)	0
Carry forward orthodontic activity (UOA)	0
Baseline contract value	£121,496.87

ACCESS*

Patients seen in 24 months	Total	Change since previous quarter
Quarter ending March 2018	3,460	
Quarter ending June 2018	3,473	→
Quarter ending September 2018	3,444	→
Quarter ending December 2018	3,415	→
Quarter ending March 2019	3,457	→
Variance since March 2018	(0.1%)	→



ACTIVITY



Adjusted Scheduled Activity (UDA)		
Month	2018	2019
April	310	207
May	627	646
June	1,129	856
July	1,612	1,574
August	1,738	1,917
September	2,052	2,455
October	2,837	3,063
November	3,506	3,567
December	3,988	4,050
January	4,418	4,530
February	5,018	5,241
March	5,722	5,826
April	5,775	5,997
May	5,807	6,000
June	5,810	6,000

QUALITY

	Quantity	Base Number	Contract	AT	Region	England
% of FP17s for the same patient ID Re-attending within 3 months - Children	218	1,981	11.0%	11.4%	11.3%	11.8%
% of FP17s for the same patient ID Re-attending within 3 months - Adults	501	2,506	20.0%	14.9%	15.4%	15.7%
% of FP17s for the same patient ID Re-attending between 3 & 9 months - Children	1,103	1,981	55.7%	58.4%	61.3%	58.9%
% of FP17s for the same patient ID Re-attending between 3 & 9 months - Adults	1,112	2,506	44.4%	49.0%	52.1%	50.8%
% of FP17s for Band 1 Urgent Courses	459	3,574	12.8%	9.7%	9.5%	9.1%
% of FP17s Relating to Free Repair or Replacements	13	3,574	0.4%	0.7%	0.6%	0.8%
% of FP17s Relating to Continuations	1	3,574	0.0%	0.6%	0.8%	0.9%
% of Patients satisfied with the dentistry they have received	2	2	N/A	92.3%	92.4%	92.5%
% of Patients satisfied with the time they had to wait for an appointment	1	2	N/A	84.2%	86.3%	87.0%

* This is based on patients treated on this contract for their most recent course of treatment.

Figures in italics indicate the base number of FP17s or Patient Questionnaire responses are less than 100. N/A is shown where the base number of responses is less than 10 during the period. % is calculated as Quantity/Base number*100

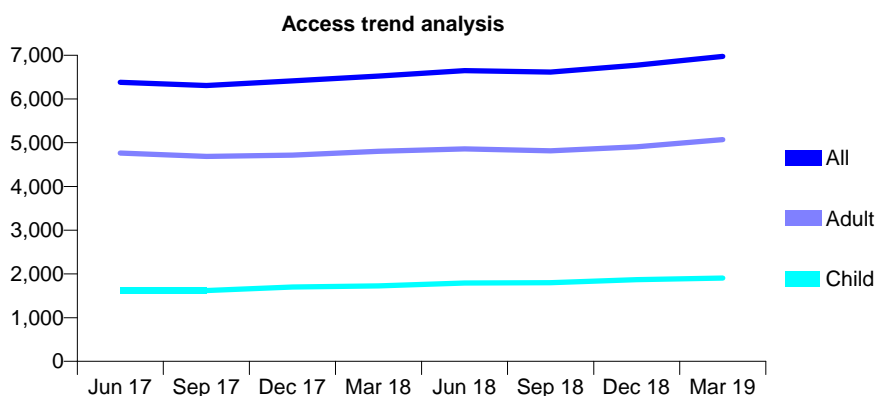
Q69 - Vital Signs At a Glance Contract Report for 889660/0001 - Year end March 2019

Name or company name	MR B AHMED
Contract type name	GDS Contract
Purpose of contract	General
Contract start date	25/07/2012
Contract end date	

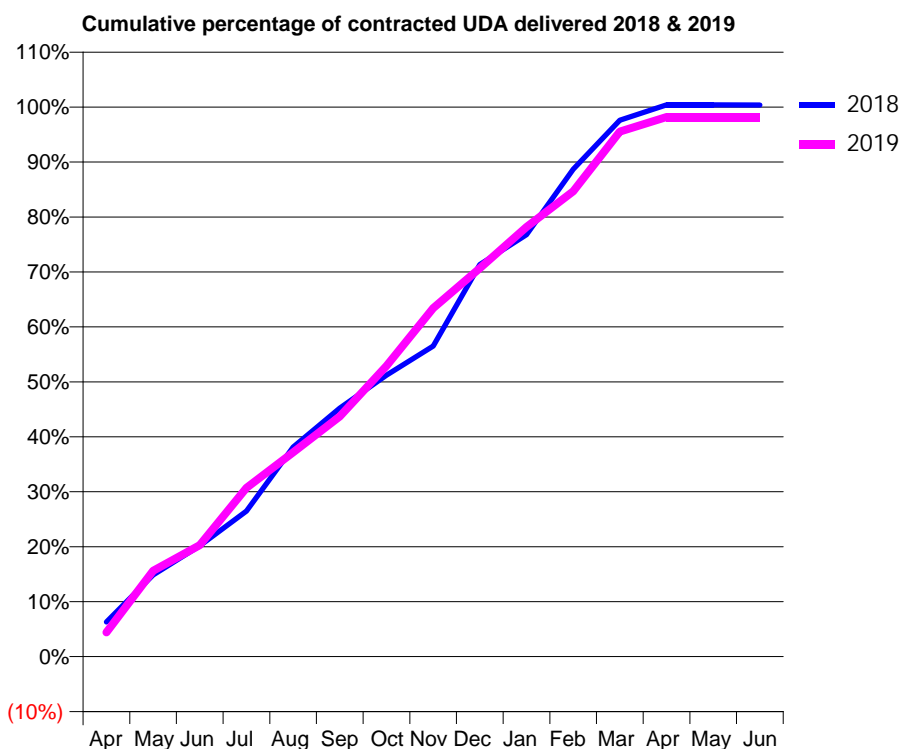
18/19 Contracted general activity (UDA)	13,650
Carry forward general activity (UDA)	-52
18/19 Contracted orthodontic activity (UOA)	0
Carry forward orthodontic activity (UOA)	0
Baseline contract value	£333,729.20

ACCESS*

Patients seen in 24 months	Total	Change since previous quarter
Quarter ending March 2018	6,527	
Quarter ending June 2018	6,649	→
Quarter ending September 2018	6,613	→
Quarter ending December 2018	6,772	↑
Quarter ending March 2019	6,975	↑
Variance since March 2018	6.9%	↑



ACTIVITY



Month	Adjusted Scheduled Activity (UDA)	
	2018	2019
April	851	600
May	2,008	2,133
June	2,725	2,771
July	3,577	4,191
August	5,149	5,076
September	6,104	5,965
October	6,914	7,223
November	7,627	8,657
December	9,629	9,643
January	10,364	10,672
February	11,971	11,558
March	13,178	13,040
April	13,554	13,403
May	13,555	13,402
June	13,552	13,404

QUALITY

	Quantity	Base Number	Contract	AT	Region	England
% of FP17s for the same patient ID Re-attending within 3 months - Children	156	2,711	5.8%	11.4%	11.3%	11.8%
% of FP17s for the same patient ID Re-attending within 3 months - Adults	733	6,595	11.1%	14.9%	15.4%	15.7%
% of FP17s for the same patient ID Re-attending between 3 & 9 months - Children	1,586	2,711	58.5%	58.4%	61.3%	58.9%
% of FP17s for the same patient ID Re-attending between 3 & 9 months - Adults	3,497	6,595	53.0%	49.0%	52.1%	50.8%
% of FP17s for Band 1 Urgent Courses	786	8,188	9.6%	9.7%	9.5%	9.1%
% of FP17s Relating to Free Repair or Replacements	5	8,188	0.1%	0.7%	0.6%	0.8%
% of FP17s Relating to Continuations	2	8,188	0.0%	0.6%	0.8%	0.9%
% of Patients satisfied with the dentistry they have received	3	3	N/A	92.3%	92.4%	92.5%
% of Patients satisfied with the time they had to wait for an appointment	2	3	N/A	84.2%	86.3%	87.0%

* This is based on patients treated on this contract for their most recent course of treatment. Figures in italics indicate the base number of FP17s or Patient Questionnaire responses are less than 100. N/A is shown where the base number of responses is less than 10 during the period. % is calculated as Quantity/Base number*100

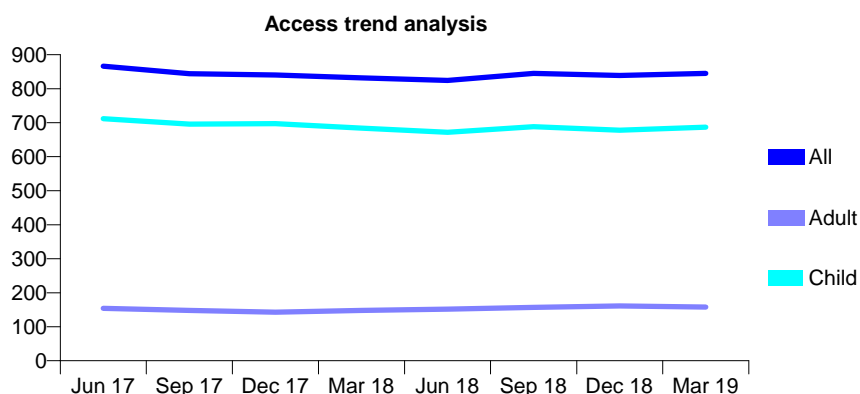
Q69 - Vital Signs At a Glance Contract Report for 905763/0001 - Year end March 2019

Name or company name	MR HR PATEL
Contract type name	GDS Contract
Purpose of contract	General
Contract start date	01/04/2006
Contract end date	

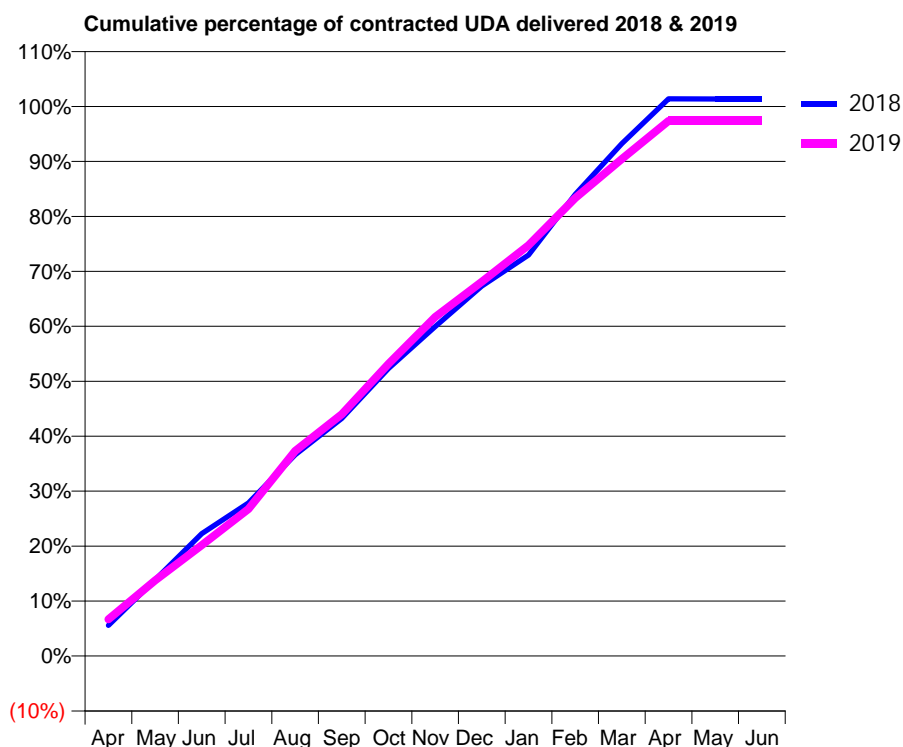
18/19 Contracted general activity (UDA)	2,000
Carry forward general activity (UDA)	-26
18/19 Contracted orthodontic activity (UOA)	0
Carry forward orthodontic activity (UOA)	0
Baseline contract value	£45,816.12

ACCESS*

Patients seen in 24 months	Total	Change since previous quarter
Quarter ending March 2018	832	
Quarter ending June 2018	824	→
Quarter ending September 2018	845	↑
Quarter ending December 2018	839	→
Quarter ending March 2019	845	→
Variance since March 2018	1.6%	→



ACTIVITY



Month	Adjusted Scheduled Activity (UDA)	
	2018	2019
April	111	134
May	278	275
June	445	403
July	558	535
August	732	746
September	864	880
October	1,047	1,063
November	1,199	1,234
December	1,346	1,362
January	1,459	1,495
February	1,680	1,667
March	1,864	1,808
April	2,028	1,948
May	2,027	1,948
June	2,027	1,948

QUALITY

	Quantity	Base Number	Contract	AT	Region	England
% of FP17s for the same patient ID Re-attending within 3 months - Children	60	1,060	5.7%	11.4%	11.3%	11.8%
% of FP17s for the same patient ID Re-attending within 3 months - Adults	25	133	18.8%	14.9%	15.4%	15.7%
% of FP17s for the same patient ID Re-attending between 3 & 9 months - Children	620	1,060	58.5%	58.4%	61.3%	58.9%
% of FP17s for the same patient ID Re-attending between 3 & 9 months - Adults	80	133	60.2%	49.0%	52.1%	50.8%
% of FP17s for Band 1 Urgent Courses	53	1,158	4.6%	9.7%	9.5%	9.1%
% of FP17s Relating to Free Repair or Replacements	0	1,158	0.0%	0.7%	0.6%	0.8%
% of FP17s Relating to Continuations	0	1,158	0.0%	0.6%	0.8%	0.9%
% of Patients satisfied with the dentistry they have received	1	1	N/A	92.3%	92.4%	92.5%
% of Patients satisfied with the time they had to wait for an appointment	1	1	N/A	84.2%	86.3%	87.0%

* This is based on patients treated on this contract for their most recent course of treatment. Figures in italics indicate the base number of FP17s or Patient Questionnaire responses are less than 100. N/A is shown where the base number of responses is less than 10 during the period. % is calculated as Quantity/Base number*100

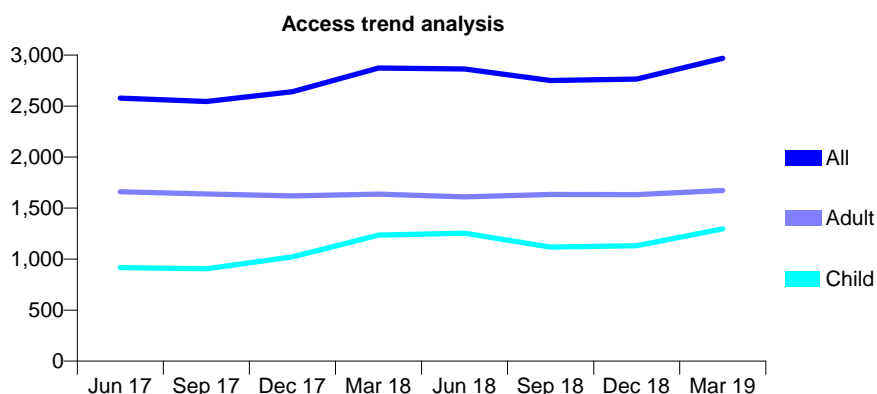
Q69 - Vital Signs At a Glance Contract Report for 905860/0004 - Year end March 2019

Name or company name	MR A MAKHANI
Contract type name	GDS Contract
Purpose of contract	General
Contract start date	01/04/2006
Contract end date	

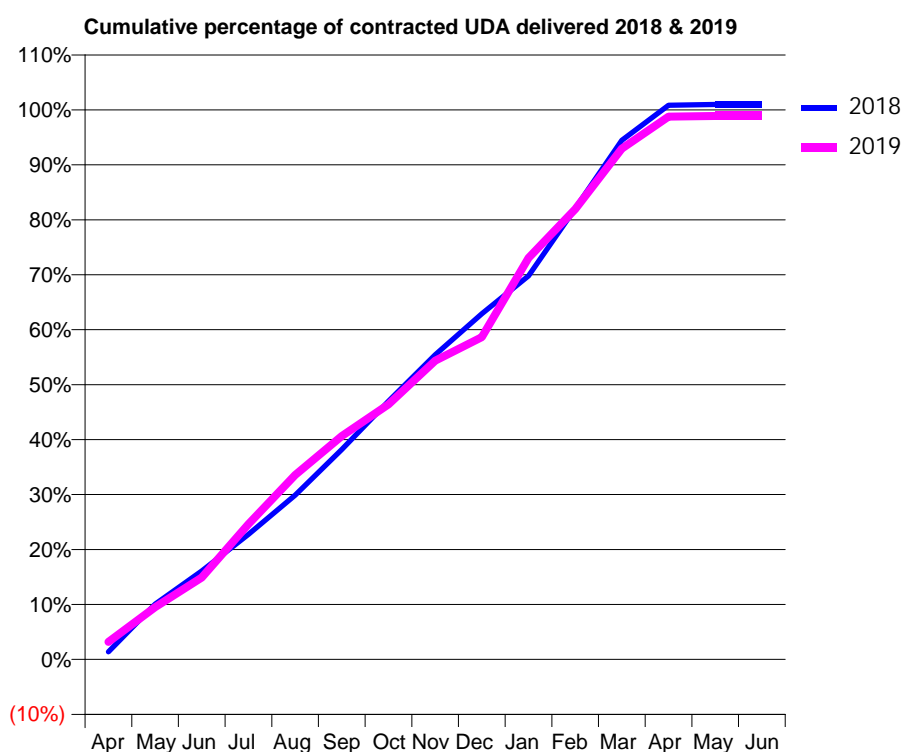
18/19 Contracted general activity (UDA)	6,612
Carry forward general activity (UDA)	-62
18/19 Contracted orthodontic activity (UOA)	0
Carry forward orthodontic activity (UOA)	0
Baseline contract value	£166,417.71

ACCESS*

Patients seen in 24 months	Total	Change since previous quarter
Quarter ending March 2018	2,872	
Quarter ending June 2018	2,864	→
Quarter ending September 2018	2,751	↓
Quarter ending December 2018	2,764	→
Quarter ending March 2019	2,968	↑
Variance since March 2018	3.3%	↑



ACTIVITY



Month	Adjusted Scheduled Activity (UDA)	
	2018	2019
April	88	210
May	634	628
June	1,013	984
July	1,432	1,627
August	1,882	2,220
September	2,405	2,687
October	2,959	3,069
November	3,491	3,595
December	3,960	3,877
January	4,396	4,831
February	5,168	5,418
March	5,949	6,144
April	6,350	6,529
May	6,359	6,537
June	6,360	6,537

QUALITY

	Quantity	Base Number	Contract	AT	Region	England
% of FP17s for the same patient ID Re-attending within 3 months - Children	131	1,738	7.5%	11.4%	11.3%	11.8%
% of FP17s for the same patient ID Re-attending within 3 months - Adults	259	1,824	14.2%	14.9%	15.4%	15.7%
% of FP17s for the same patient ID Re-attending between 3 & 9 months - Children	800	1,738	46.0%	58.4%	61.3%	58.9%
% of FP17s for the same patient ID Re-attending between 3 & 9 months - Adults	768	1,824	42.1%	49.0%	52.1%	50.8%
% of FP17s for Band 1 Urgent Courses	301	3,509	8.6%	9.7%	9.5%	9.1%
% of FP17s Relating to Free Repair or Replacements	16	3,509	0.5%	0.7%	0.6%	0.8%
% of FP17s Relating to Continuations	4	3,509	0.1%	0.6%	0.8%	0.9%
% of Patients satisfied with the dentistry they have received	2	2	N/A	92.3%	92.4%	92.5%
% of Patients satisfied with the time they had to wait for an appointment	0	2	N/A	84.2%	86.3%	87.0%

* This is based on patients treated on this contract for their most recent course of treatment. Figures in italics indicate the base number of FP17s or Patient Questionnaire responses are less than 100. N/A is shown where the base number of responses is less than 10 during the period. % is calculated as Quantity/Base number*100

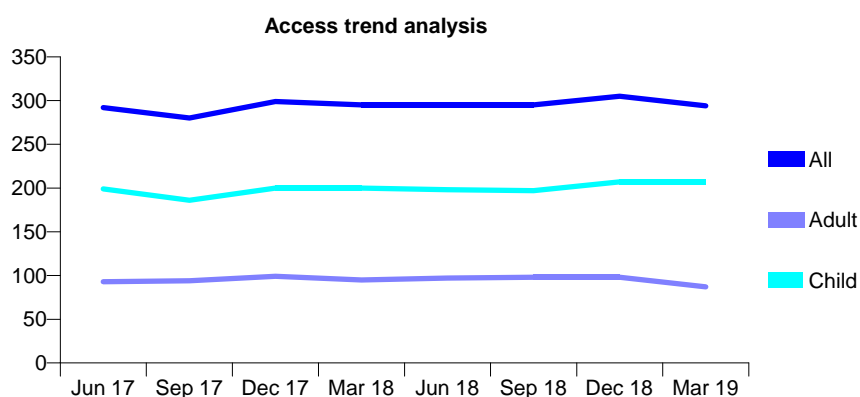
Q69 - Vital Signs At a Glance Contract Report for 911658/0001 - Year end March 2019

Name or company name	Portman Maidenhead Partnership
Contract type name	GDS Contract
Purpose of contract	General
Contract start date	01/04/2006
Contract end date	

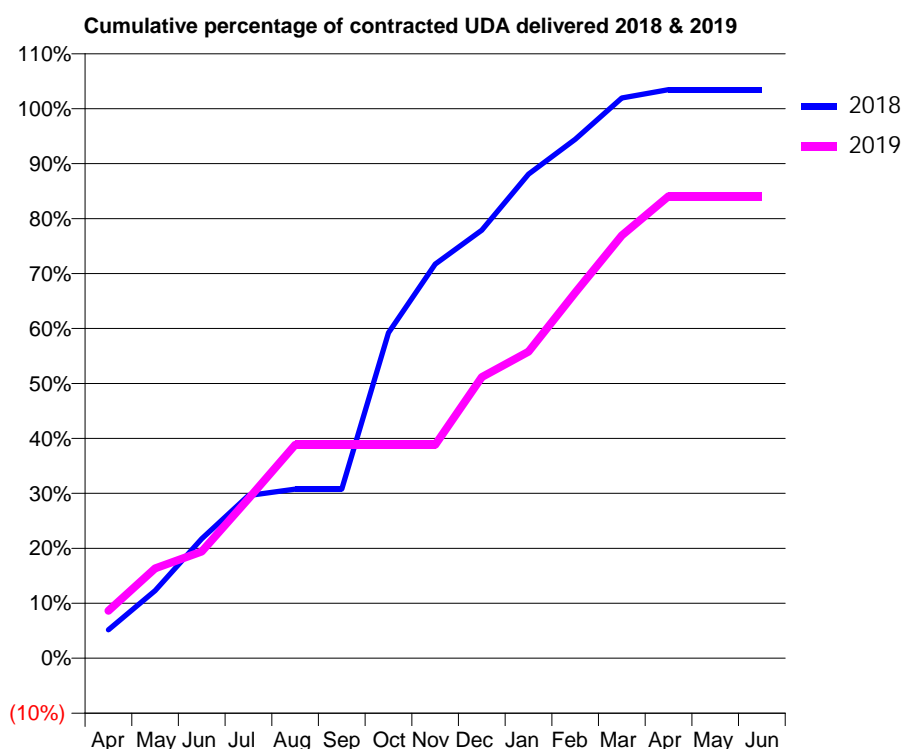
18/19 Contracted general activity (UDA)	520
Carry forward general activity (UDA)	-10
18/19 Contracted orthodontic activity (UOA)	0
Carry forward orthodontic activity (UOA)	0
Baseline contract value	£12,284.84

ACCESS*

Patients seen in 24 months	Total	Change since previous quarter
Quarter ending March 2018	295	
Quarter ending June 2018	295	→
Quarter ending September 2018	295	→
Quarter ending December 2018	305	↑
Quarter ending March 2019	294	↓
Variance since March 2018	(0.3%)	→



ACTIVITY



Month	2018	2019
April	27	45
May	64	85
June	113	101
July	154	151
August	160	202
September	160	202
October	308	202
November	373	202
December	405	266
January	458	290
February	491	346
March	530	400
April	538	437
May	538	437
June	538	437

QUALITY

	Quantity	Base Number	Contract	AT	Region	England
% of FP17s for the same patient ID Re-attending within 3 months - Children	10	298	3.4%	11.4%	11.3%	11.8%
% of FP17s for the same patient ID Re-attending within 3 months - Adults	4	82	4.9%	14.9%	15.4%	15.7%
% of FP17s for the same patient ID Re-attending between 3 & 9 months - Children	178	298	59.7%	58.4%	61.3%	58.9%
% of FP17s for the same patient ID Re-attending between 3 & 9 months - Adults	38	82	46.3%	49.0%	52.1%	50.8%
% of FP17s for Band 1 Urgent Courses	0	388	0.0%	9.7%	9.5%	9.1%
% of FP17s Relating to Free Repair or Replacements	0	388	0.0%	0.7%	0.6%	0.8%
% of FP17s Relating to Continuations	0	388	0.0%	0.6%	0.8%	0.9%
% of Patients satisfied with the dentistry they have received	0	0	N/A	92.3%	92.4%	92.5%
% of Patients satisfied with the time they had to wait for an appointment	0	0	N/A	84.2%	86.3%	87.0%

* This is based on patients treated on this contract for their most recent course of treatment. Figures in italics indicate the base number of FP17s or Patient Questionnaire responses are less than 100. N/A is shown where the base number of responses is less than 10 during the period. % is calculated as Quantity/Base number*100

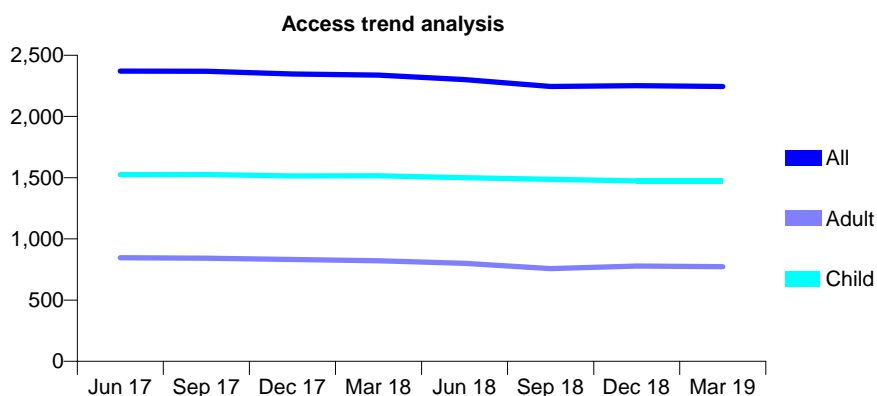
Q69 - Vital Signs At a Glance Contract Report for 912344/0001 - Year end March 2019

Name or company name	MISS LE DAVIES
Contract type name	GDS Contract
Purpose of contract	General
Contract start date	01/04/2006
Contract end date	

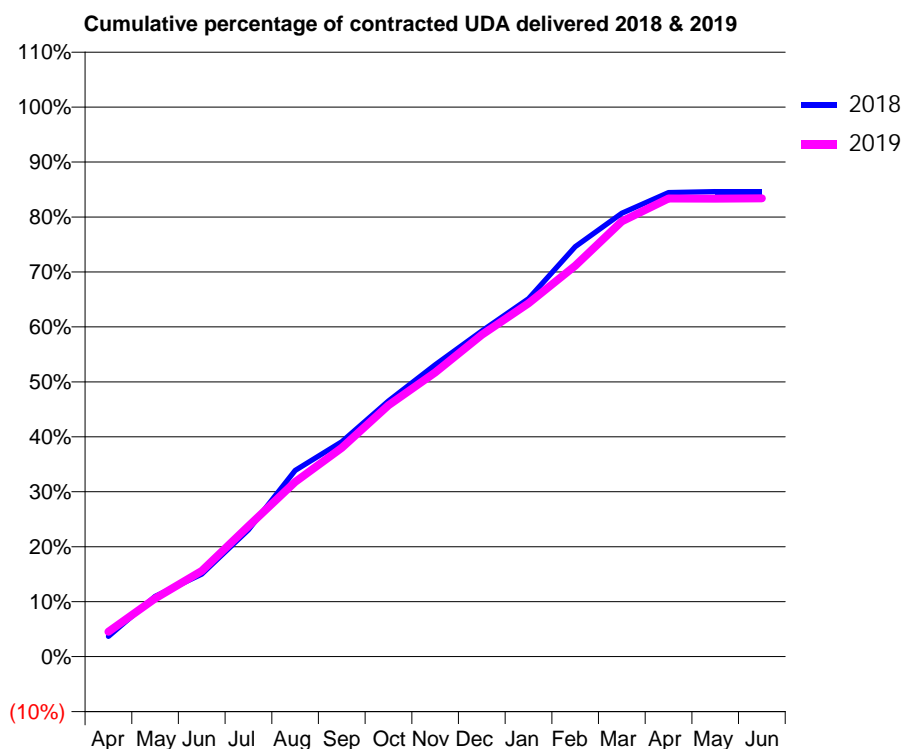
18/19 Contracted general activity (UDA)	5,439
Carry forward general activity (UDA)	0
18/19 Contracted orthodontic activity (UOA)	0
Carry forward orthodontic activity (UOA)	0
Baseline contract value	£115,420.58

ACCESS*

Patients seen in 24 months	Total	Change since previous quarter
Quarter ending March 2018	2,338	
Quarter ending June 2018	2,301	↓
Quarter ending September 2018	2,246	↓
Quarter ending December 2018	2,252	→
Quarter ending March 2019	2,246	→
Variance since March 2018	(3.9%)	↓



ACTIVITY



Month	Adjusted Scheduled Activity (UDA)	
	2018	2019
April	200	246
May	598	576
June	816	848
July	1,256	1,291
August	1,844	1,729
September	2,127	2,067
October	2,531	2,487
November	2,889	2,812
December	3,223	3,184
January	3,542	3,497
February	4,057	3,869
March	4,387	4,308
April	4,592	4,534
May	4,602	4,532
June	4,602	4,536

QUALITY

	Quantity	Base Number	Contract	AT	Region	England
% of FP17s for the same patient ID Re-attending within 3 months - Children	173	1,878	9.2%	11.4%	11.3%	11.8%
% of FP17s for the same patient ID Re-attending within 3 months - Adults	194	768	25.3%	14.9%	15.4%	15.7%
% of FP17s for the same patient ID Re-attending between 3 & 9 months - Children	803	1,878	42.8%	58.4%	61.3%	58.9%
% of FP17s for the same patient ID Re-attending between 3 & 9 months - Adults	263	768	34.2%	49.0%	52.1%	50.8%
% of FP17s for Band 1 Urgent Courses	190	2,627	7.2%	9.7%	9.5%	9.1%
% of FP17s Relating to Free Repair or Replacements	0	2,627	0.0%	0.7%	0.6%	0.8%
% of FP17s Relating to Continuations	0	2,627	0.0%	0.6%	0.8%	0.9%
% of Patients satisfied with the dentistry they have received	0	0	N/A	92.3%	92.4%	92.5%
% of Patients satisfied with the time they had to wait for an appointment	0	0	N/A	84.2%	86.3%	87.0%

* This is based on patients treated on this contract for their most recent course of treatment. Figures in italics indicate the base number of FP17s or Patient Questionnaire responses are less than 100. N/A is shown where the base number of responses is less than 10 during the period. % is calculated as Quantity/Base number*100

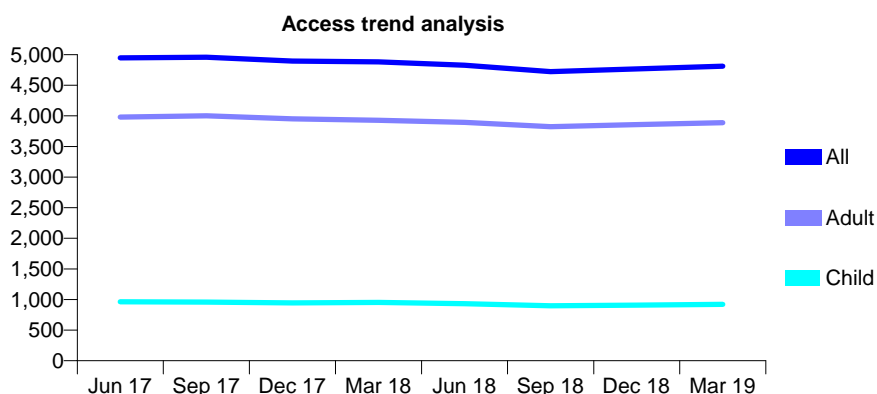
Q69 - Vital Signs At a Glance Contract Report for 915211/0001 - Year end March 2019

Name or company name	MISS A CHANDARIA
Contract type name	GDS Contract
Purpose of contract	General
Contract start date	01/04/2006
Contract end date	

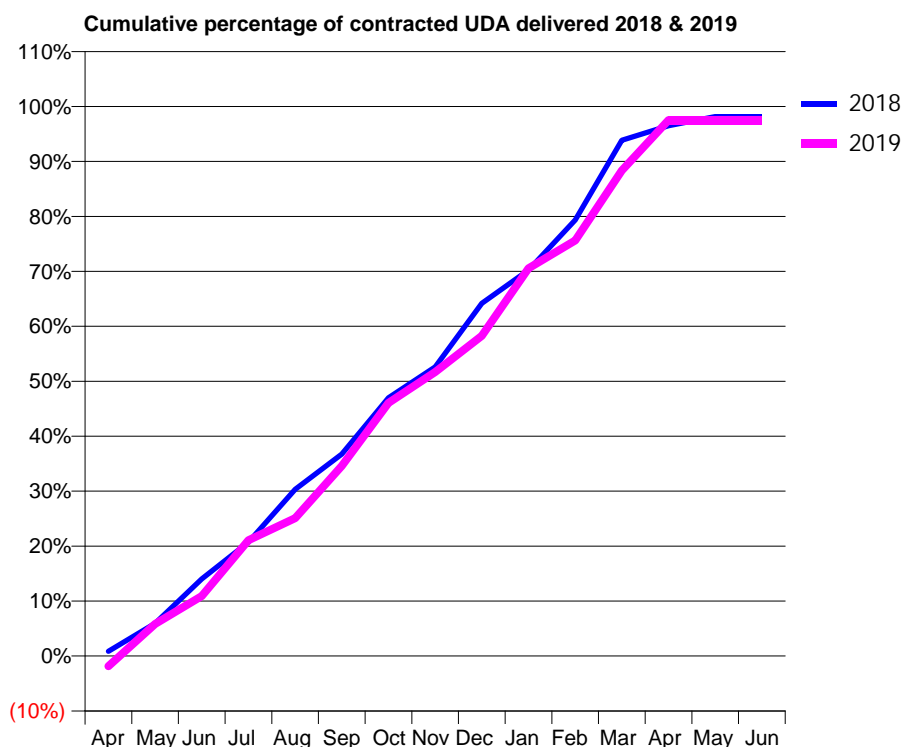
18/19 Contracted general activity (UDA)	12,873
Carry forward general activity (UDA)	243
18/19 Contracted orthodontic activity (UOA)	0
Carry forward orthodontic activity (UOA)	0
Baseline contract value	£312,061.81

ACCESS*

Patients seen in 24 months	Total	Change since previous quarter
Quarter ending March 2018	4,882	
Quarter ending June 2018	4,827	↓
Quarter ending September 2018	4,723	↓
Quarter ending December 2018	4,767	→
Quarter ending March 2019	4,812	→
Variance since March 2018	(1.4%)	↓



ACTIVITY



Month	Adjusted Scheduled Activity (UDA)	
	2018	2019
April	113	-243
May	789	750
June	1,855	1,403
July	2,745	2,715
August	4,016	3,231
September	4,863	4,453
October	6,217	5,927
November	6,964	6,653
December	8,493	7,498
January	9,295	9,084
February	10,498	9,731
March	12,418	11,374
April	12,770	12,553
May	12,988	12,553
June	12,988	12,553

QUALITY

	Quantity	Base Number	Contract	AT	Region	England
% of FP17s for the same patient ID Re-attending within 3 months - Children	55	1,141	4.8%	11.4%	11.3%	11.8%
% of FP17s for the same patient ID Re-attending within 3 months - Adults	480	4,788	10.0%	14.9%	15.4%	15.7%
% of FP17s for the same patient ID Re-attending between 3 & 9 months - Children	531	1,141	46.5%	58.4%	61.3%	58.9%
% of FP17s for the same patient ID Re-attending between 3 & 9 months - Adults	2,678	4,788	55.9%	49.0%	52.1%	50.8%
% of FP17s for Band 1 Urgent Courses	480	6,183	7.8%	9.7%	9.5%	9.1%
% of FP17s Relating to Free Repair or Replacements	9	6,183	0.1%	0.7%	0.6%	0.8%
% of FP17s Relating to Continuations	11	6,183	0.2%	0.6%	0.8%	0.9%
% of Patients satisfied with the dentistry they have received	3	3	N/A	92.3%	92.4%	92.5%
% of Patients satisfied with the time they had to wait for an appointment	3	3	N/A	84.2%	86.3%	87.0%

* This is based on patients treated on this contract for their most recent course of treatment. Figures in italics indicate the base number of FP17s or Patient Questionnaire responses are less than 100. N/A is shown where the base number of responses is less than 10 during the period. % is calculated as Quantity/Base number*100

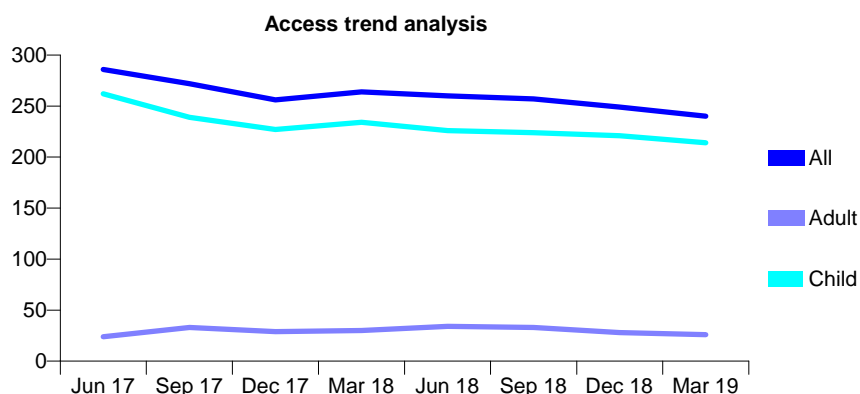
Q69 - Vital Signs At a Glance Contract Report for 915564/0001 - Year end March 2019

Name or company name	MR JM PATEL
Contract type name	GDS Contract
Purpose of contract	General
Contract start date	01/04/2006
Contract end date	

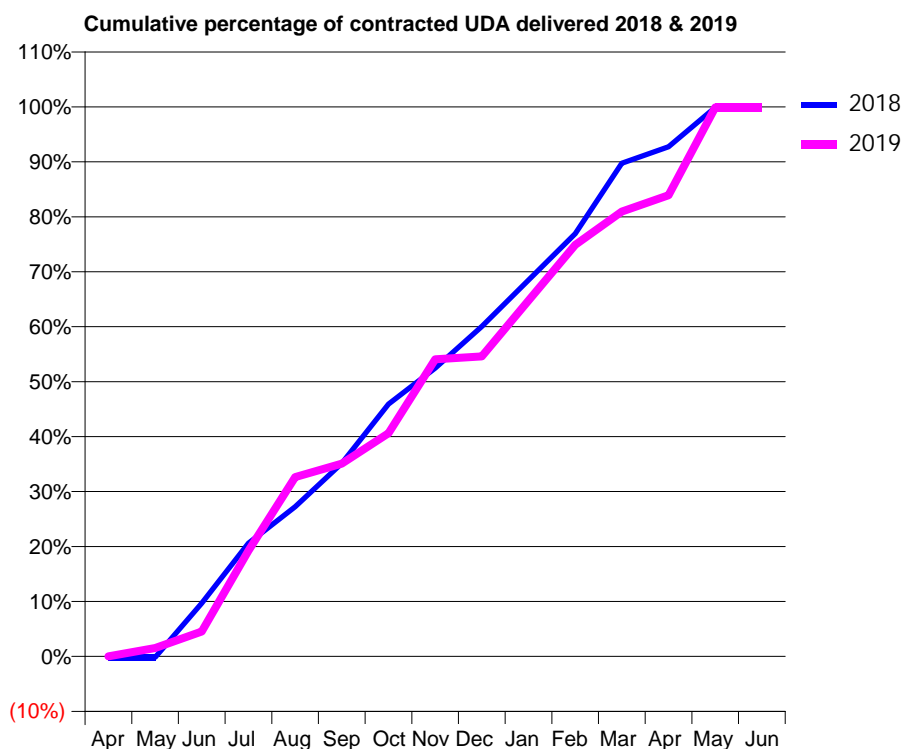
18/19 Contracted general activity (UDA)	580
Carry forward general activity (UDA)	0
18/19 Contracted orthodontic activity (UOA)	0
Carry forward orthodontic activity (UOA)	0
Baseline contract value	£11,412.33

ACCESS*

Patients seen in 24 months	Total	Change since previous quarter
Quarter ending March 2018	264	
Quarter ending June 2018	260	↓
Quarter ending September 2018	257	↓
Quarter ending December 2018	249	↓
Quarter ending March 2019	240	↓
Variance since March 2018	(9.1%)	↓



ACTIVITY



Month	Adjusted Scheduled Activity (UDA)	
	2018	2019
April	-1	0
May	-1	9
June	56	26
July	120	112
August	158	189
September	204	203
October	266	236
November	304	314
December	348	317
January	397	376
February	446	434
March	521	469
April	538	487
May	579	579
June	579	579

QUALITY

	Quantity	Base Number	Contract	AT	Region	England
% of FP17s for the same patient ID Re-attending within 3 months - Children	28	371	7.5%	11.4%	11.3%	11.8%
% of FP17s for the same patient ID Re-attending within 3 months - Adults	0	0	N/A	14.9%	15.4%	15.7%
% of FP17s for the same patient ID Re-attending between 3 & 9 months - Children	274	371	73.9%	58.4%	61.3%	58.9%
% of FP17s for the same patient ID Re-attending between 3 & 9 months - Adults	0	0	N/A	49.0%	52.1%	50.8%
% of FP17s for Band 1 Urgent Courses	22	398	5.5%	9.7%	9.5%	9.1%
% of FP17s Relating to Free Repair or Replacements	0	398	0.0%	0.7%	0.6%	0.8%
% of FP17s Relating to Continuations	0	398	0.0%	0.6%	0.8%	0.9%
% of Patients satisfied with the dentistry they have received	0	0	N/A	92.3%	92.4%	92.5%
% of Patients satisfied with the time they had to wait for an appointment	0	0	N/A	84.2%	86.3%	87.0%

* This is based on patients treated on this contract for their most recent course of treatment. Figures in italics indicate the base number of FP17s or Patient Questionnaire responses are less than 100. N/A is shown where the base number of responses is less than 10 during the period. % is calculated as Quantity/Base number*100

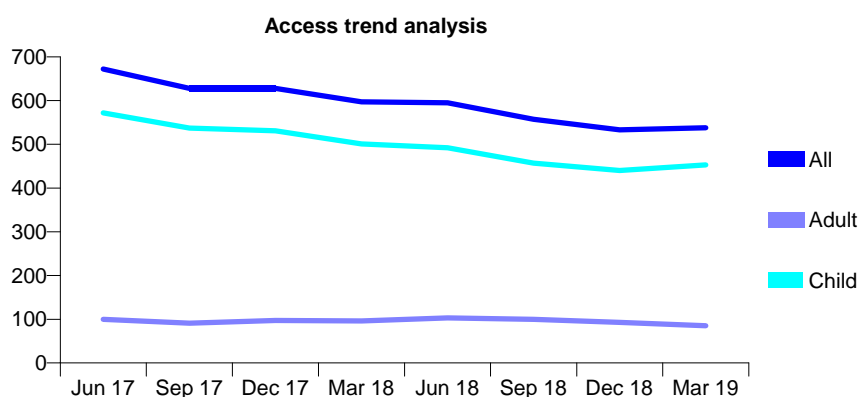
Q69 - Vital Signs At a Glance Contract Report for 916439/0001 - Year end March 2019

Name or company name	MR A SYED
Contract type name	GDS Contract
Purpose of contract	General
Contract start date	01/04/2006
Contract end date	

18/19 Contracted general activity (UDA)	963
Carry forward general activity (UDA)	0
18/19 Contracted orthodontic activity (UOA)	0
Carry forward orthodontic activity (UOA)	0
Baseline contract value	£22,297.18

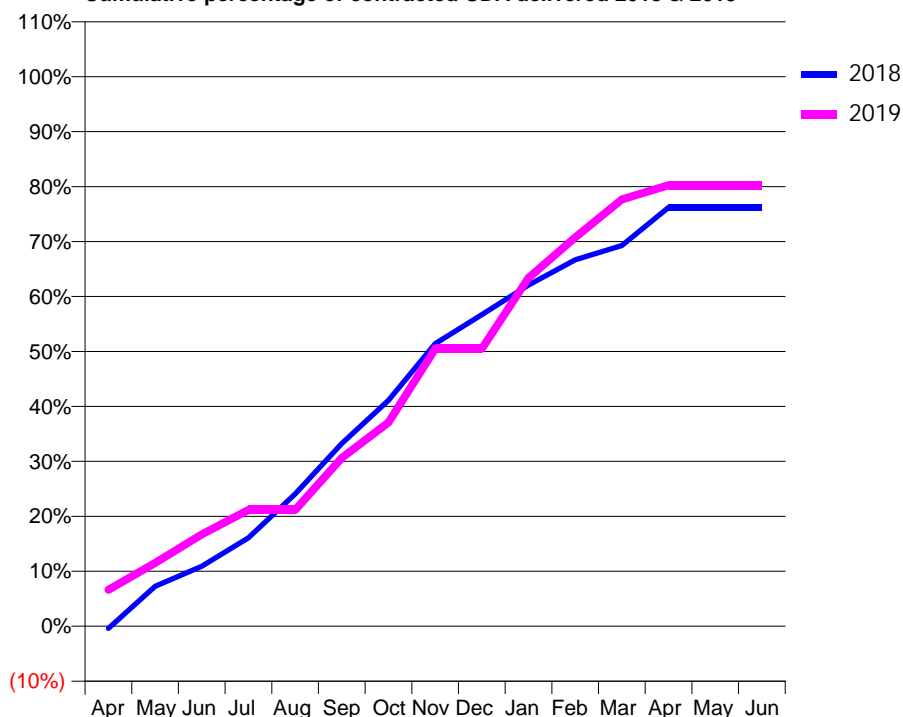
ACCESS*

Patients seen in 24 months	Total	Change since previous quarter
Quarter ending March 2018	597	
Quarter ending June 2018	595	→
Quarter ending September 2018	557	↓
Quarter ending December 2018	533	↓
Quarter ending March 2019	538	→
Variance since March 2018	(9.9%)	↓



ACTIVITY

Cumulative percentage of contracted UDA delivered 2018 & 2019



Adjusted Scheduled Activity (UDA)

Month	2018	2019
April	-4	64
May	70	111
June	105	161
July	155	204
August	232	204
September	320	295
October	396	357
November	495	486
December	546	486
January	598	610
February	642	681
March	667	748
April	734	773
May	734	773
June	734	773

QUALITY

	Quantity	Base Number	Contract	AT	Region	England
% of FP17s for the same patient ID Re-attending within 3 months - Children	25	618	4.0%	11.4%	11.3%	11.8%
% of FP17s for the same patient ID Re-attending within 3 months - Adults	1	31	3.2%	14.9%	15.4%	15.7%
% of FP17s for the same patient ID Re-attending between 3 & 9 months - Children	333	618	53.9%	58.4%	61.3%	58.9%
% of FP17s for the same patient ID Re-attending between 3 & 9 months - Adults	18	31	58.1%	49.0%	52.1%	50.8%
% of FP17s for Band 1 Urgent Courses	3	615	0.5%	9.7%	9.5%	9.1%
% of FP17s Relating to Free Repair or Replacements	0	615	0.0%	0.7%	0.6%	0.8%
% of FP17s Relating to Continuations	0	615	0.0%	0.6%	0.8%	0.9%
% of Patients satisfied with the dentistry they have received	0	0	N/A	92.3%	92.4%	92.5%
% of Patients satisfied with the time they had to wait for an appointment	0	0	N/A	84.2%	86.3%	87.0%

* This is based on patients treated on this contract for their most recent course of treatment.

Figures in italics indicate the base number of FP17s or Patient Questionnaire responses are less than 100. N/A is shown where the base number of responses is less than 10 during the period. % is calculated as Quantity/Base number*100

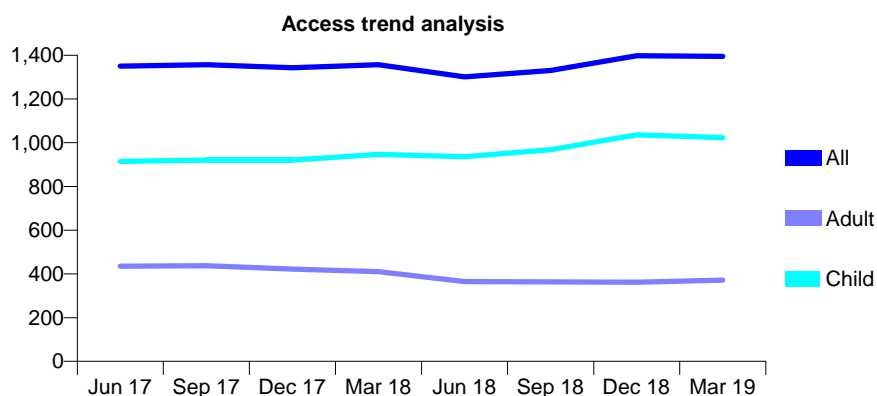
Q69 - Vital Signs At a Glance Contract Report for 917044/0001 - Year end March 2019

Name or company name	MISS M KHANNA
Contract type name	GDS Contract
Purpose of contract	General
Contract start date	01/04/2006
Contract end date	

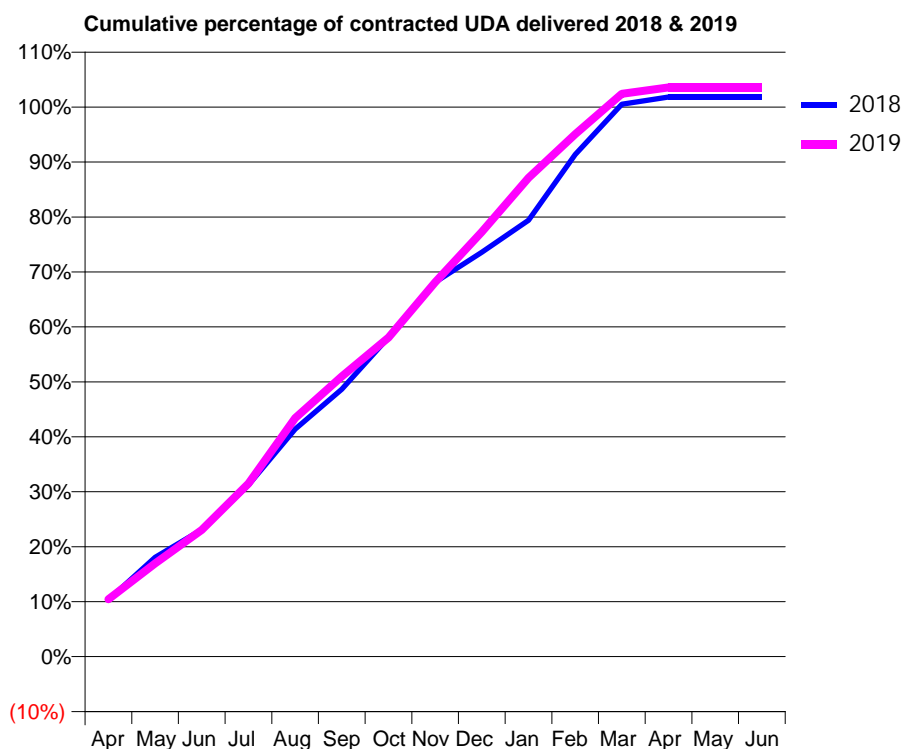
18/19 Contracted general activity (UDA)	3,150
Carry forward general activity (UDA)	-59
18/19 Contracted orthodontic activity (UOA)	0
Carry forward orthodontic activity (UOA)	0
Baseline contract value	£67,936.66

ACCESS*

Patients seen in 24 months	Total	Change since previous quarter
Quarter ending March 2018	1,357	
Quarter ending June 2018	1,301	↓
Quarter ending September 2018	1,331	↑
Quarter ending December 2018	1,398	↑
Quarter ending March 2019	1,395	→
Variance since March 2018	2.8%	↑



ACTIVITY



Month	Adjusted Scheduled Activity (UDA)	
	2018	2019
April	336	329
May	585	534
June	749	726
July	1,013	992
August	1,341	1,367
September	1,576	1,606
October	1,882	1,829
November	2,207	2,146
December	2,384	2,435
January	2,573	2,744
February	2,961	2,994
March	3,256	3,226
April	3,299	3,263
May	3,299	3,263
June	3,299	3,263

QUALITY

	Quantity	Base Number	Contract	AT	Region	England
% of FP17s for the same patient ID Re-attending within 3 months - Children	120	1,431	8.4%	11.4%	11.3%	11.8%
% of FP17s for the same patient ID Re-attending within 3 months - Adults	37	306	12.1%	14.9%	15.4%	15.7%
% of FP17s for the same patient ID Re-attending between 3 & 9 months - Children	746	1,431	52.1%	58.4%	61.3%	58.9%
% of FP17s for the same patient ID Re-attending between 3 & 9 months - Adults	118	306	38.6%	49.0%	52.1%	50.8%
% of FP17s for Band 1 Urgent Courses	70	1,731	4.0%	9.7%	9.5%	9.1%
% of FP17s Relating to Free Repair or Replacements	9	1,731	0.5%	0.7%	0.6%	0.8%
% of FP17s Relating to Continuations	16	1,731	0.9%	0.6%	0.8%	0.9%
% of Patients satisfied with the dentistry they have received	2	2	N/A	92.3%	92.4%	92.5%
% of Patients satisfied with the time they had to wait for an appointment	2	2	N/A	84.2%	86.3%	87.0%

* This is based on patients treated on this contract for their most recent course of treatment. Figures in italics indicate the base number of FP17s or Patient Questionnaire responses are less than 100. N/A is shown where the base number of responses is less than 10 during the period. % is calculated as Quantity/Base number*100

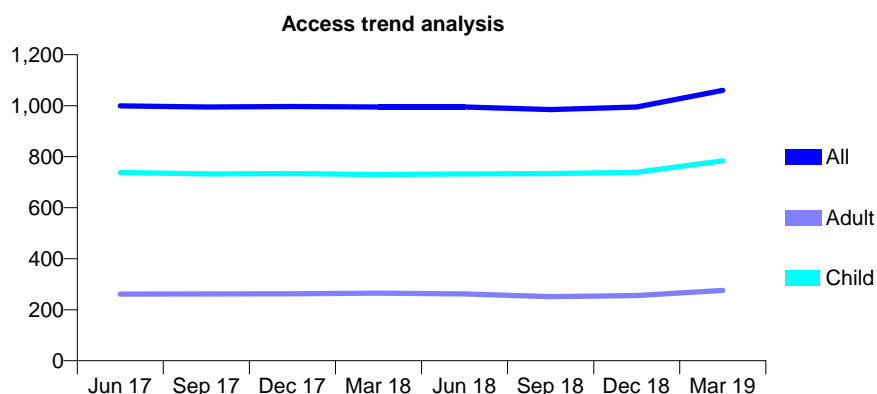
Q69 - Vital Signs At a Glance Contract Report for 919306/0001 - Year end March 2019

Name or company name	20/20 Dental Practice Limited
Contract type name	GDS Contract
Purpose of contract	General
Contract start date	01/04/2006
Contract end date	

18/19 Contracted general activity (UDA)	3,200
Carry forward general activity (UDA)	-2
18/19 Contracted orthodontic activity (UOA)	0
Carry forward orthodontic activity (UOA)	0
Baseline contract value	£75,617.20

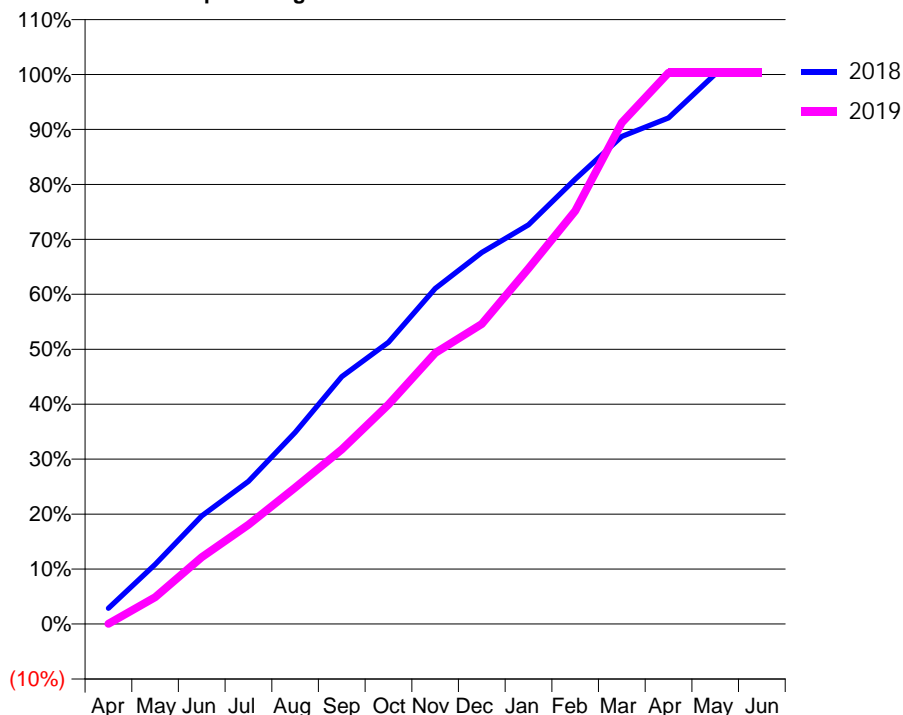
ACCESS*

Patients seen in 24 months	Total	Change since previous quarter
Quarter ending March 2018	995	
Quarter ending June 2018	995	→
Quarter ending September 2018	985	↓
Quarter ending December 2018	995	→
Quarter ending March 2019	1,060	↑
Variance since March 2018	6.5%	↑



ACTIVITY

Cumulative percentage of contracted UDA delivered 2018 & 2019



Adjusted Scheduled Activity (UDA)

Month	2018	2019
April	92	2
May	348	157
June	629	389
July	830	578
August	1,116	795
September	1,440	1,016
October	1,640	1,279
November	1,954	1,578
December	2,163	1,747
January	2,325	2,071
February	2,590	2,406
March	2,839	2,920
April	2,947	3,210
May	3,202	3,210
June	3,203	3,210

QUALITY

	Quantity	Base Number	Contract	AT	Region	England
% of FP17s for the same patient ID Re-attending within 3 months - Children	164	1,422	11.5%	11.4%	11.3%	11.8%
% of FP17s for the same patient ID Re-attending within 3 months - Adults	90	348	25.9%	14.9%	15.4%	15.7%
% of FP17s for the same patient ID Re-attending between 3 & 9 months - Children	874	1,422	61.5%	58.4%	61.3%	58.9%
% of FP17s for the same patient ID Re-attending between 3 & 9 months - Adults	175	348	50.3%	49.0%	52.1%	50.8%
% of FP17s for Band 1 Urgent Courses	138	1,672	8.3%	9.7%	9.5%	9.1%
% of FP17s Relating to Free Repair or Replacements	0	1,672	0.0%	0.7%	0.6%	0.8%
% of FP17s Relating to Continuations	9	1,672	0.5%	0.6%	0.8%	0.9%
% of Patients satisfied with the dentistry they have received	0	0	N/A	92.3%	92.4%	92.5%
% of Patients satisfied with the time they had to wait for an appointment	0	0	N/A	84.2%	86.3%	87.0%

* This is based on patients treated on this contract for their most recent course of treatment.

Figures in italics indicate the base number of FP17s or Patient Questionnaire responses are less than 100. N/A is shown where the base number of responses is less than 10 during the period. % is calculated as Quantity/Base number*100

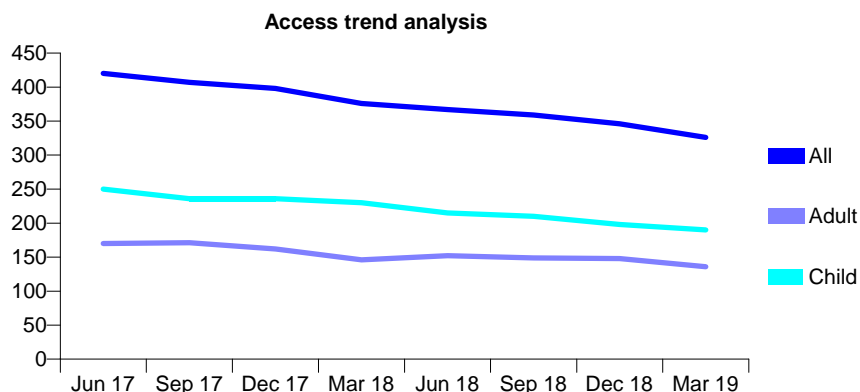
Q69 - Vital Signs At a Glance Contract Report for 920525/0001 - Year end March 2019

Name or company name	The HW Dental Centre
Contract type name	GDS Contract
Purpose of contract	General
Contract start date	01/04/2006
Contract end date	

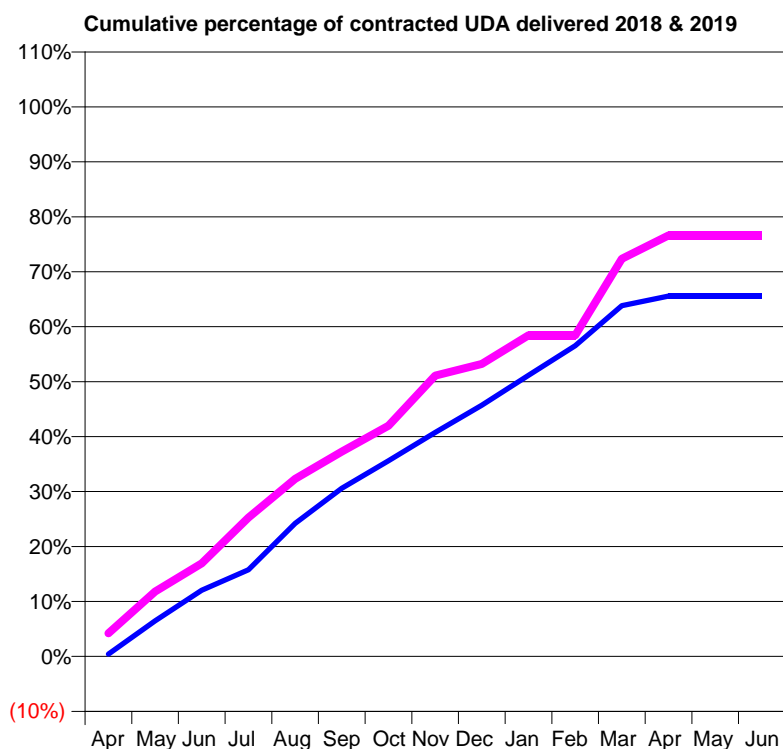
18/19 Contracted general activity (UDA)	1,635
Carry forward general activity (UDA)	0
18/19 Contracted orthodontic activity (UOA)	0
Carry forward orthodontic activity (UOA)	0
Baseline contract value	£40,159.63

ACCESS*

Patients seen in 24 months	Total	Change since previous quarter
Quarter ending March 2018	376	
Quarter ending June 2018	367	↓
Quarter ending September 2018	359	↓
Quarter ending December 2018	346	↓
Quarter ending March 2019	326	↓
Variance since March 2018	(13.3%)	↓



ACTIVITY



Month	Adjusted Scheduled Activity (UDA)	
	2018	2019
April	7	69
May	106	193
June	197	277
July	258	413
August	396	528
September	500	609
October	582	686
November	666	835
December	747	870
January	836	955
February	924	955
March	1,043	1,183
April	1,072	1,252
May	1,072	1,252
June	1,072	1,252

QUALITY

	Quantity	Base Number	Contract	AT	Region	England
% of FP17s for the same patient ID Re-attending within 3 months - Children	17	277	6.1%	11.4%	11.3%	11.8%
% of FP17s for the same patient ID Re-attending within 3 months - Adults	53	172	30.8%	14.9%	15.4%	15.7%
% of FP17s for the same patient ID Re-attending between 3 & 9 months - Children	148	277	53.4%	58.4%	61.3%	58.9%
% of FP17s for the same patient ID Re-attending between 3 & 9 months - Adults	79	172	45.9%	49.0%	52.1%	50.8%
% of FP17s for Band 1 Urgent Courses	6	452	1.3%	9.7%	9.5%	9.1%
% of FP17s Relating to Free Repair or Replacements	0	452	0.0%	0.7%	0.6%	0.8%
% of FP17s Relating to Continuations	5	452	1.1%	0.6%	0.8%	0.9%
% of Patients satisfied with the dentistry they have received	0	0	N/A	92.3%	92.4%	92.5%
% of Patients satisfied with the time they had to wait for an appointment	0	0	N/A	84.2%	86.3%	87.0%

* This is based on patients treated on this contract for their most recent course of treatment. Figures in italics indicate the base number of FP17s or Patient Questionnaire responses are less than 100. N/A is shown where the base number of responses is less than 10 during the period. % is calculated as Quantity/Base number*100

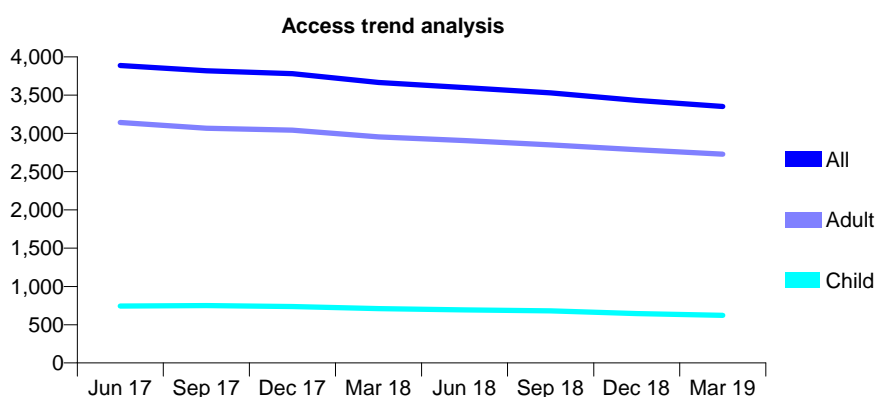
Q69 - Vital Signs At a Glance Contract Report for 920592/0001 - Year end March 2019

Name or company name	MR AJ CROSBIE
Contract type name	GDS Contract
Purpose of contract	General
Contract start date	01/02/2009
Contract end date	

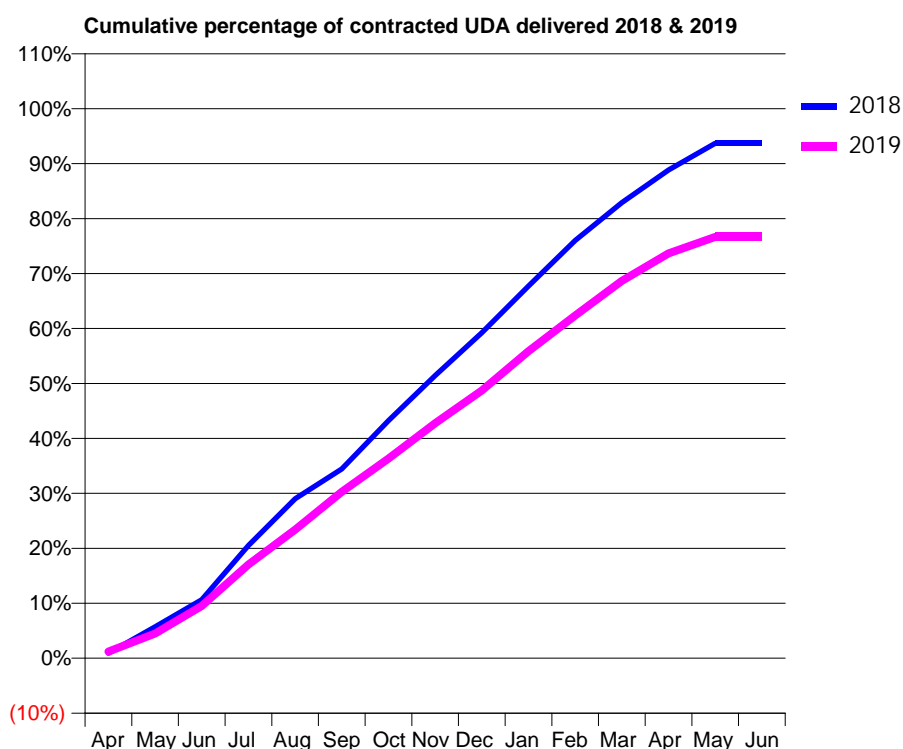
18/19 Contracted general activity (UDA)	10,001
Carry forward general activity (UDA)	0
18/19 Contracted orthodontic activity (UOA)	0
Carry forward orthodontic activity (UOA)	0
Baseline contract value	£239,829.63

ACCESS*

Patients seen in 24 months	Total	Change since previous quarter
Quarter ending March 2018	3,665	
Quarter ending June 2018	3,599	↓
Quarter ending September 2018	3,530	↓
Quarter ending December 2018	3,431	↓
Quarter ending March 2019	3,352	↓
Variance since March 2018	(8.5%)	↓



ACTIVITY



Month	2018	2019
April	90	120
May	572	451
June	1,063	952
July	2,052	1,704
August	2,901	2,340
September	3,444	3,027
October	4,324	3,635
November	5,143	4,278
December	5,924	4,871
January	6,772	5,588
February	7,603	6,236
March	8,292	6,867
April	8,885	7,367
May	9,371	7,668
June	9,371	7,668

QUALITY

	Quantity	Base Number	Contract	AT	Region	England
% of FP17s for the same patient ID Re-attending within 3 months - Children	36	796	4.5%	11.4%	11.3%	11.8%
% of FP17s for the same patient ID Re-attending within 3 months - Adults	557	3,789	14.7%	14.9%	15.4%	15.7%
% of FP17s for the same patient ID Re-attending between 3 & 9 months - Children	504	796	63.3%	58.4%	61.3%	58.9%
% of FP17s for the same patient ID Re-attending between 3 & 9 months - Adults	2,330	3,789	61.5%	49.0%	52.1%	50.8%
% of FP17s for Band 1 Urgent Courses	278	4,540	6.1%	9.7%	9.5%	9.1%
% of FP17s Relating to Free Repair or Replacements	71	4,540	1.6%	0.7%	0.6%	0.8%
% of FP17s Relating to Continuations	40	4,540	0.9%	0.6%	0.8%	0.9%
% of Patients satisfied with the dentistry they have received	4	4	N/A	92.3%	92.4%	92.5%
% of Patients satisfied with the time they had to wait for an appointment	4	4	N/A	84.2%	86.3%	87.0%

* This is based on patients treated on this contract for their most recent course of treatment.

Figures in italics indicate the base number of FP17s or Patient Questionnaire responses are less than 100. N/A is shown where the base number of responses is less than 10 during the period. % is calculated as Quantity/Base number*100

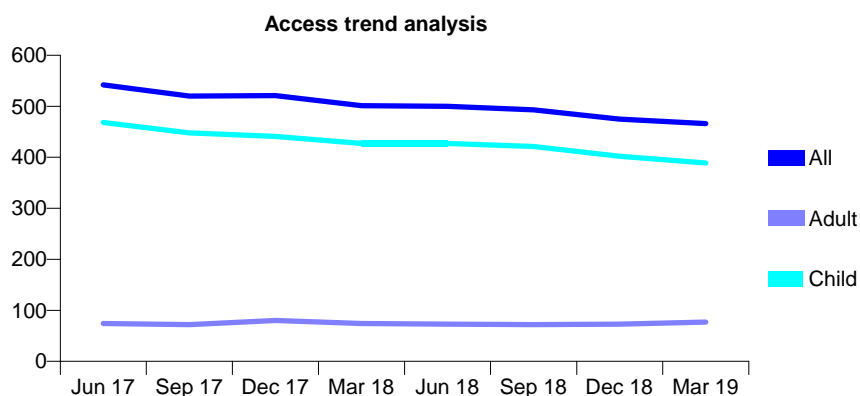
Q69 - Vital Signs At a Glance Contract Report for 920738/0002 - Year end March 2019

Name or company name	MR A KOTHARI
Contract type name	GDS Contract
Purpose of contract	General
Contract start date	01/04/2006
Contract end date	

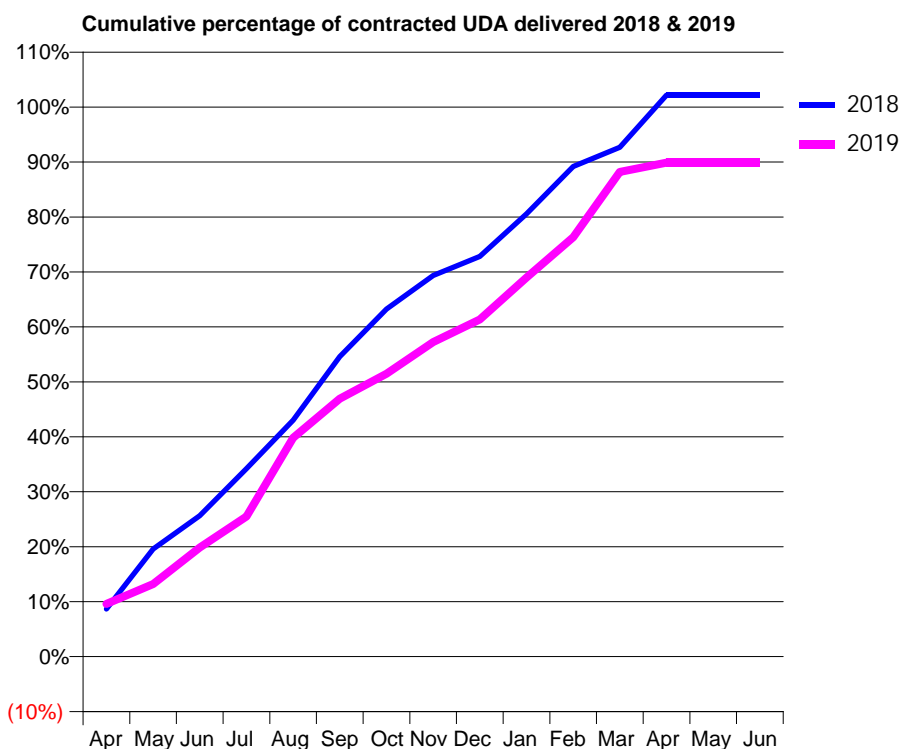
18/19 Contracted general activity (UDA)	945
Carry forward general activity (UDA)	-18
18/19 Contracted orthodontic activity (UOA)	0
Carry forward orthodontic activity (UOA)	0
Baseline contract value	£22,929.19

ACCESS*

Patients seen in 24 months	Total	Change since previous quarter
Quarter ending March 2018	501	
Quarter ending June 2018	500	→
Quarter ending September 2018	493	↓
Quarter ending December 2018	475	↓
Quarter ending March 2019	466	↓
Variance since March 2018	(7.0%)	↓



ACTIVITY



Month	Adjusted Scheduled Activity (UDA)	
	2018	2019
April	82	91
May	185	125
June	242	188
July	323	241
August	407	376
September	516	443
October	598	487
November	656	541
December	688	580
January	761	652
February	843	721
March	876	833
April	966	849
May	966	849
June	966	849

QUALITY

	Quantity	Base Number	Contract	AT	Region	England
% of FP17s for the same patient ID Re-attending within 3 months - Children	44	700	6.3%	11.4%	11.3%	11.8%
% of FP17s for the same patient ID Re-attending within 3 months - Adults	0	29	0.0%	14.9%	15.4%	15.7%
% of FP17s for the same patient ID Re-attending between 3 & 9 months - Children	485	700	69.3%	58.4%	61.3%	58.9%
% of FP17s for the same patient ID Re-attending between 3 & 9 months - Adults	15	29	51.7%	49.0%	52.1%	50.8%
% of FP17s for Band 1 Urgent Courses	13	659	2.0%	9.7%	9.5%	9.1%
% of FP17s Relating to Free Repair or Replacements	0	659	0.0%	0.7%	0.6%	0.8%
% of FP17s Relating to Continuations	1	659	0.2%	0.6%	0.8%	0.9%
% of Patients satisfied with the dentistry they have received	0	0	N/A	92.3%	92.4%	92.5%
% of Patients satisfied with the time they had to wait for an appointment	0	0	N/A	84.2%	86.3%	87.0%

* This is based on patients treated on this contract for their most recent course of treatment. Figures in italics indicate the base number of FP17s or Patient Questionnaire responses are less than 100. N/A is shown where the base number of responses is less than 10 during the period. % is calculated as Quantity/Base number*100

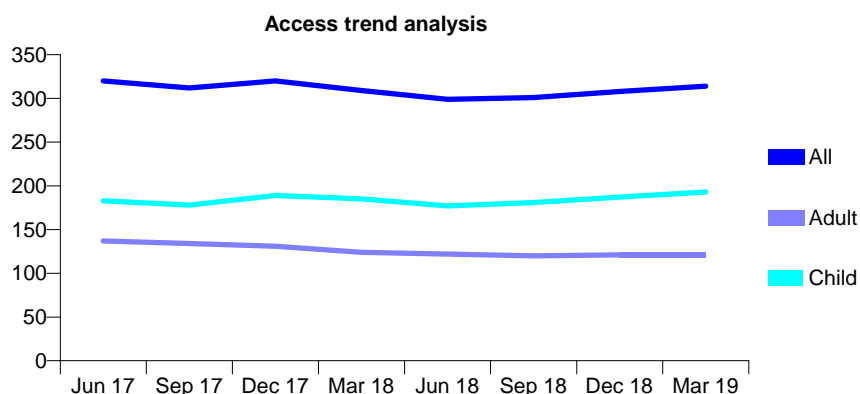
Q69 - Vital Signs At a Glance Contract Report for 921270/0001 - Year end March 2019

Name or company name	MR MN GOSZTONYI
Contract type name	GDS Contract
Purpose of contract	General
Contract start date	01/04/2006
Contract end date	

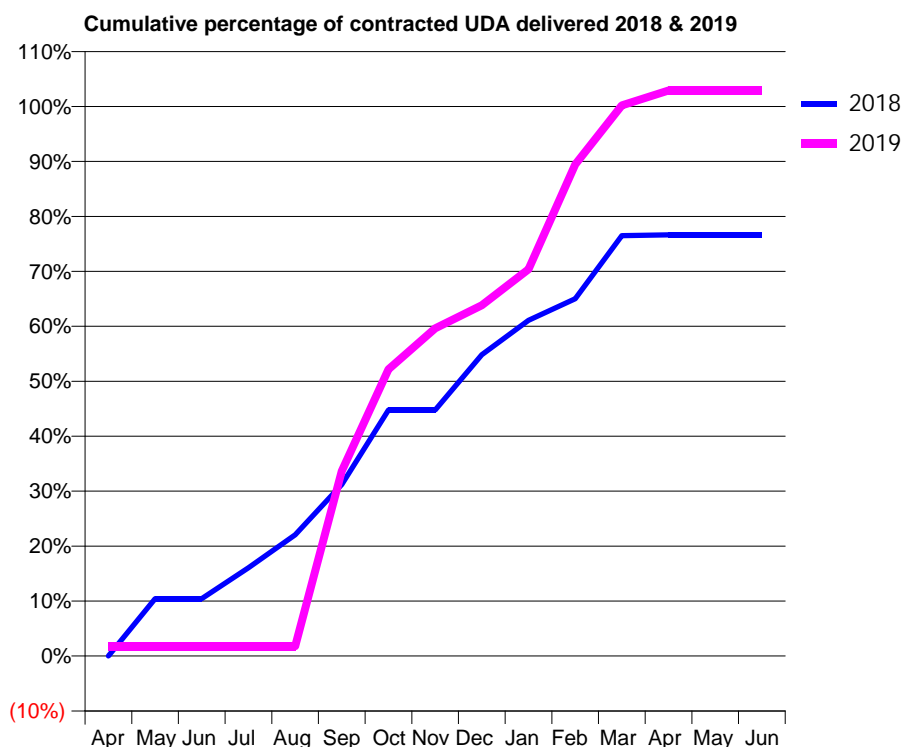
18/19 Contracted general activity (UDA)	550
Carry forward general activity (UDA)	0
18/19 Contracted orthodontic activity (UOA)	0
Carry forward orthodontic activity (UOA)	0
Baseline contract value	£12,565.33

ACCESS*

Patients seen in 24 months	Total	Change since previous quarter
Quarter ending March 2018	309	
Quarter ending June 2018	299	↓
Quarter ending September 2018	301	→
Quarter ending December 2018	308	↑
Quarter ending March 2019	314	→
Variance since March 2018	1.6%	→



ACTIVITY



Month	Adjusted Scheduled Activity (UDA)	
	2018	2019
April	0	10
May	80	10
June	80	10
July	123	10
August	169	10
September	239	185
October	343	287
November	343	328
December	420	351
January	468	387
February	498	492
March	586	551
April	587	566
May	587	566
June	587	566

QUALITY

	Quantity	Base Number	Contract	AT	Region	England
% of FP17s for the same patient ID Re-attending within 3 months - Children	8	297	2.7%	11.4%	11.3%	11.8%
% of FP17s for the same patient ID Re-attending within 3 months - Adults	3	97	3.1%	14.9%	15.4%	15.7%
% of FP17s for the same patient ID Re-attending between 3 & 9 months - Children	208	297	70.0%	58.4%	61.3%	58.9%
% of FP17s for the same patient ID Re-attending between 3 & 9 months - Adults	50	97	51.5%	49.0%	52.1%	50.8%
% of FP17s for Band 1 Urgent Courses	0	394	0.0%	9.7%	9.5%	9.1%
% of FP17s Relating to Free Repair or Replacements	0	394	0.0%	0.7%	0.6%	0.8%
% of FP17s Relating to Continuations	0	394	0.0%	0.6%	0.8%	0.9%
% of Patients satisfied with the dentistry they have received	0	0	N/A	92.3%	92.4%	92.5%
% of Patients satisfied with the time they had to wait for an appointment	0	0	N/A	84.2%	86.3%	87.0%

* This is based on patients treated on this contract for their most recent course of treatment. Figures in italics indicate the base number of FP17s or Patient Questionnaire responses are less than 100. N/A is shown where the base number of responses is less than 10 during the period. % is calculated as Quantity/Base number*100

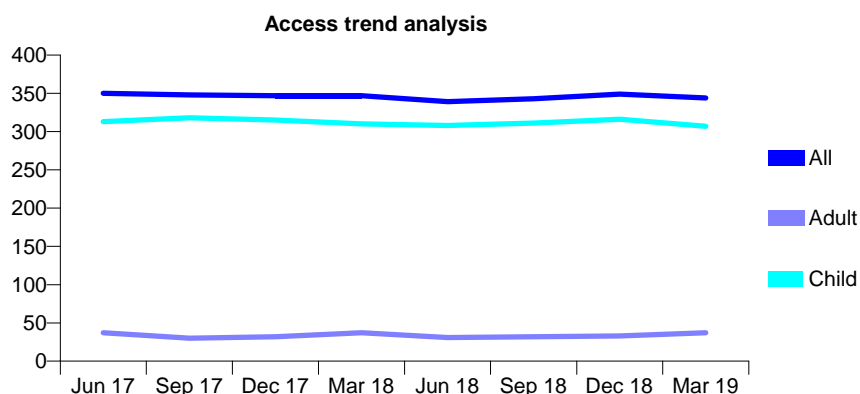
Q69 - Vital Signs At a Glance Contract Report for 924865/0003 - Year end March 2019

Name or company name	Owlsmoor Dental Surgery
Contract type name	GDS Contract
Purpose of contract	General
Contract start date	28/05/2013
Contract end date	

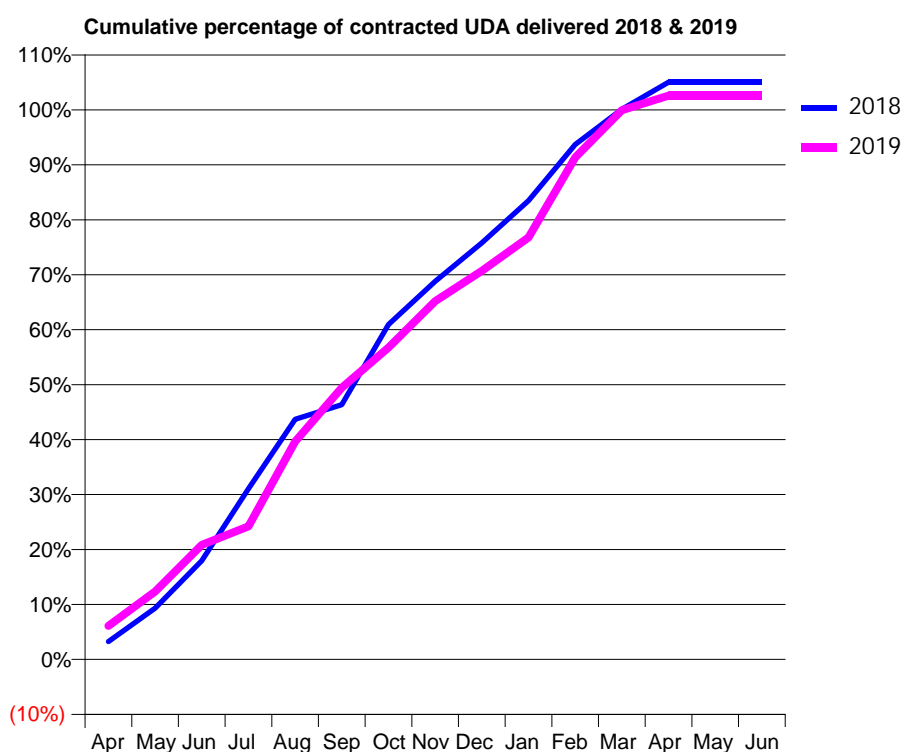
18/19 Contracted general activity (UDA)	675
Carry forward general activity (UDA)	-13
18/19 Contracted orthodontic activity (UOA)	0
Carry forward orthodontic activity (UOA)	0
Baseline contract value	£18,220.28

ACCESS*

Patients seen in 24 months	Total	Change since previous quarter
Quarter ending March 2018	347	
Quarter ending June 2018	339	↓
Quarter ending September 2018	343	→
Quarter ending December 2018	349	→
Quarter ending March 2019	344	↓
Variance since March 2018	(0.9%)	→



ACTIVITY



Month	Adjusted Scheduled Activity (UDA)	
	2018	2019
April	22	41
May	63	83
June	121	141
July	210	164
August	295	268
September	313	334
October	411	383
November	464	440
December	512	477
January	564	518
February	633	616
March	676	674
April	709	692
May	709	692
June	709	692

QUALITY

	Quantity	Base Number	Contract	AT	Region	England
% of FP17s for the same patient ID Re-attending within 3 months - Children	30	504	6.0%	11.4%	11.3%	11.8%
% of FP17s for the same patient ID Re-attending within 3 months - Adults	1	20	5.0%	14.9%	15.4%	15.7%
% of FP17s for the same patient ID Re-attending between 3 & 9 months - Children	314	504	62.3%	58.4%	61.3%	58.9%
% of FP17s for the same patient ID Re-attending between 3 & 9 months - Adults	13	20	65.0%	49.0%	52.1%	50.8%
% of FP17s for Band 1 Urgent Courses	7	515	1.4%	9.7%	9.5%	9.1%
% of FP17s Relating to Free Repair or Replacements	2	515	0.4%	0.7%	0.6%	0.8%
% of FP17s Relating to Continuations	7	515	1.4%	0.6%	0.8%	0.9%
% of Patients satisfied with the dentistry they have received	0	0	N/A	92.3%	92.4%	92.5%
% of Patients satisfied with the time they had to wait for an appointment	0	0	N/A	84.2%	86.3%	87.0%

* This is based on patients treated on this contract for their most recent course of treatment. Figures in italics indicate the base number of FP17s or Patient Questionnaire responses are less than 100. N/A is shown where the base number of responses is less than 10 during the period. % is calculated as Quantity/Base number*100

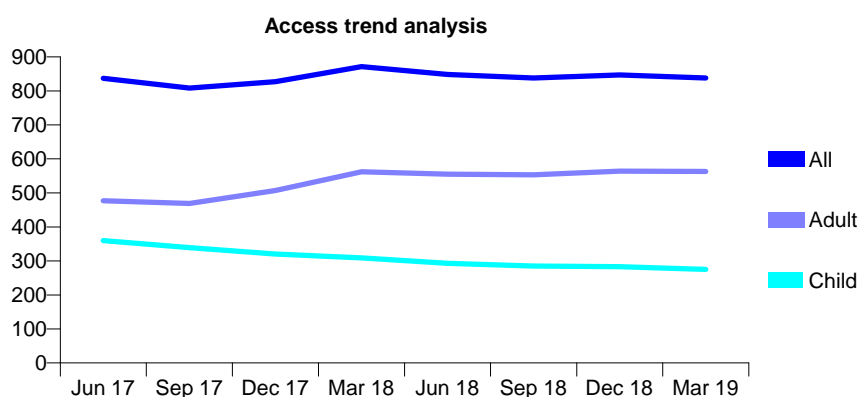
Q69 - Vital Signs At a Glance Contract Report for 925446/0001 - Year end March 2019

Name or company name	310 Dental Care
Contract type name	GDS Contract
Purpose of contract	General
Contract start date	01/04/2009
Contract end date	

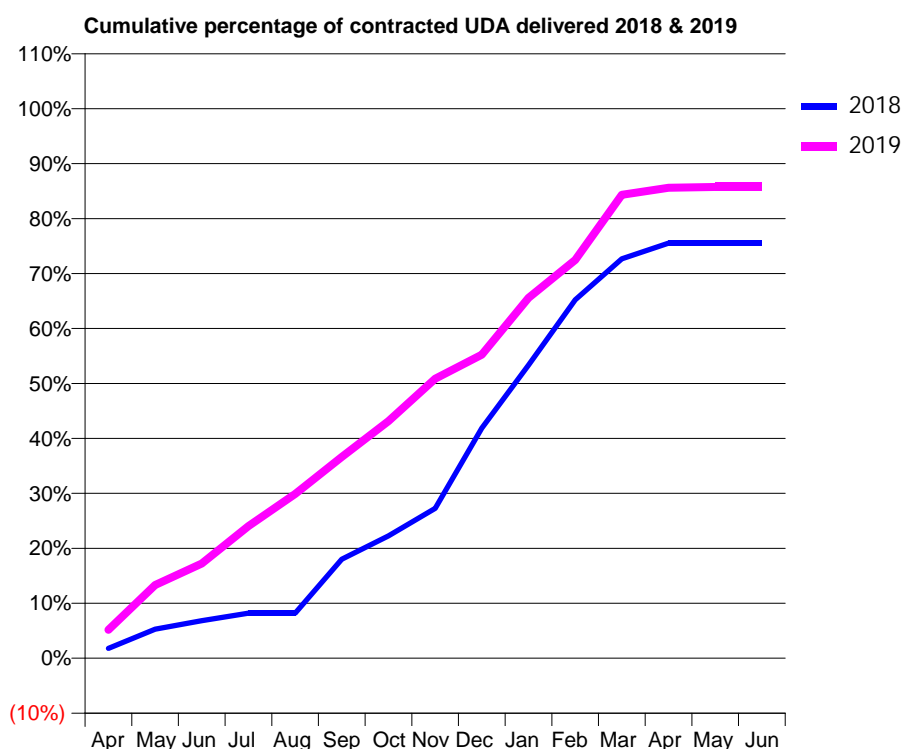
18/19 Contracted general activity (UDA)	2,734
Carry forward general activity (UDA)	0
18/19 Contracted orthodontic activity (UOA)	0
Carry forward orthodontic activity (UOA)	0
Baseline contract value	£66,465.16

ACCESS*

Patients seen in 24 months	Total	Change since previous quarter
Quarter ending March 2018	871	
Quarter ending June 2018	848	↓
Quarter ending September 2018	838	↓
Quarter ending December 2018	847	→
Quarter ending March 2019	838	↓
Variance since March 2018	(3.8%)	↓



ACTIVITY



Month	2018	2019
April	49	142
May	145	365
June	187	472
July	224	657
August	224	818
September	492	1,001
October	609	1,180
November	745	1,390
December	1,145	1,510
January	1,459	1,792
February	1,783	1,982
March	1,987	2,305
April	2,065	2,340
May	2,065	2,344
June	2,065	2,344

QUALITY

	Quantity	Base Number	Contract	AT	Region	England
% of FP17s for the same patient ID Re-attending within 3 months - Children	36	398	9.0%	11.4%	11.3%	11.8%
% of FP17s for the same patient ID Re-attending within 3 months - Adults	70	599	11.7%	14.9%	15.4%	15.7%
% of FP17s for the same patient ID Re-attending between 3 & 9 months - Children	218	398	54.8%	58.4%	61.3%	58.9%
% of FP17s for the same patient ID Re-attending between 3 & 9 months - Adults	240	599	40.1%	49.0%	52.1%	50.8%
% of FP17s for Band 1 Urgent Courses	106	992	10.7%	9.7%	9.5%	9.1%
% of FP17s Relating to Free Repair or Replacements	0	992	0.0%	0.7%	0.6%	0.8%
% of FP17s Relating to Continuations	0	992	0.0%	0.6%	0.8%	0.9%
% of Patients satisfied with the dentistry they have received	2	2	N/A	92.3%	92.4%	92.5%
% of Patients satisfied with the time they had to wait for an appointment	2	2	N/A	84.2%	86.3%	87.0%

* This is based on patients treated on this contract for their most recent course of treatment. Figures in italics indicate the base number of FP17s or Patient Questionnaire responses are less than 100. N/A is shown where the base number of responses is less than 10 during the period. % is calculated as Quantity/Base number*100

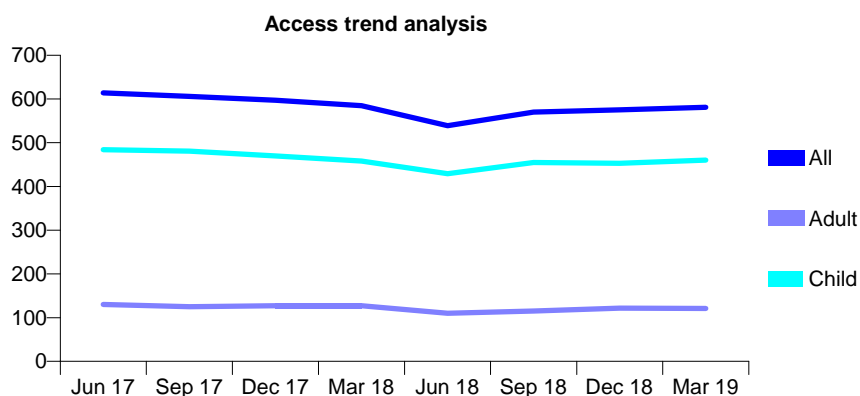
Q69 - Vital Signs At a Glance Contract Report for 926361/0001 - Year end March 2019

Name or company name	DR F TALHI
Contract type name	GDS Contract
Purpose of contract	General
Contract start date	01/04/2006
Contract end date	

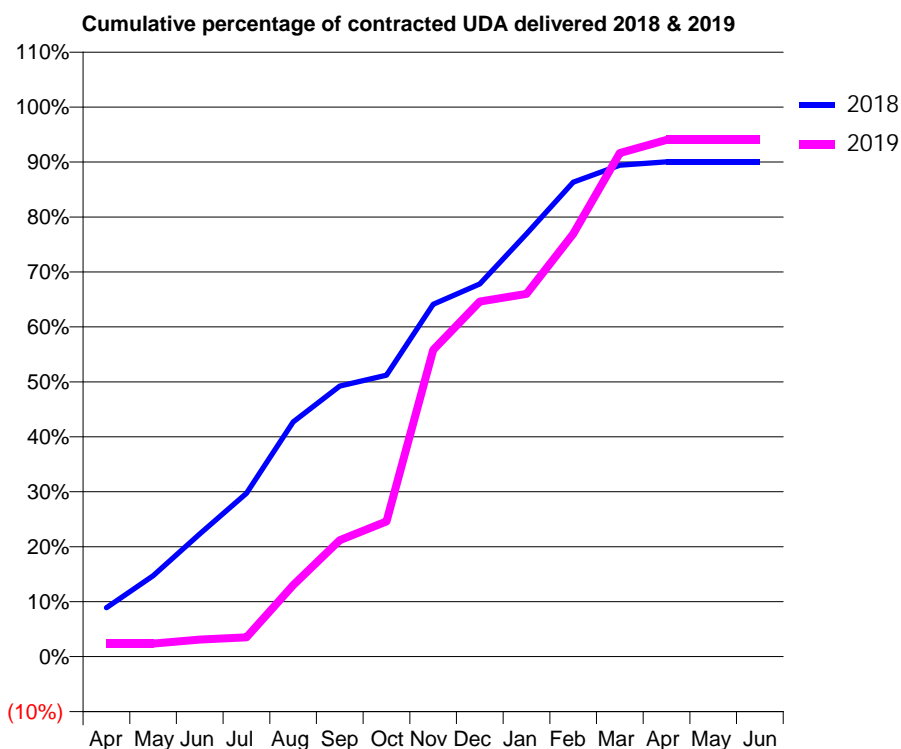
18/19 Contracted general activity (UDA)	1,000
Carry forward general activity (UDA)	-18
18/19 Contracted orthodontic activity (UOA)	0
Carry forward orthodontic activity (UOA)	0
Baseline contract value	£24,033.05

ACCESS*

Patients seen in 24 months	Total	Change since previous quarter
Quarter ending March 2018	585	
Quarter ending June 2018	539	↓
Quarter ending September 2018	570	↑
Quarter ending December 2018	575	→
Quarter ending March 2019	581	→
Variance since March 2018	(0.7%)	→



ACTIVITY



Month	Adjusted Scheduled Activity (UDA)	
	2018	2019
April	89	24
May	147	24
June	223	31
July	297	35
August	427	130
September	492	212
October	512	246
November	641	558
December	678	646
January	769	660
February	863	769
March	894	916
April	900	940
May	900	940
June	900	940

QUALITY

	Quantity	Base Number	Contract	AT	Region	England
% of FP17s for the same patient ID Re-attending within 3 months - Children	13	611	2.1%	11.4%	11.3%	11.8%
% of FP17s for the same patient ID Re-attending within 3 months - Adults	7	95	7.4%	14.9%	15.4%	15.7%
% of FP17s for the same patient ID Re-attending between 3 & 9 months - Children	338	611	55.3%	58.4%	61.3%	58.9%
% of FP17s for the same patient ID Re-attending between 3 & 9 months - Adults	41	95	43.2%	49.0%	52.1%	50.8%
% of FP17s for Band 1 Urgent Courses	1	648	0.2%	9.7%	9.5%	9.1%
% of FP17s Relating to Free Repair or Replacements	0	648	0.0%	0.7%	0.6%	0.8%
% of FP17s Relating to Continuations	1	648	0.2%	0.6%	0.8%	0.9%
% of Patients satisfied with the dentistry they have received	0	0	N/A	92.3%	92.4%	92.5%
% of Patients satisfied with the time they had to wait for an appointment	0	0	N/A	84.2%	86.3%	87.0%

* This is based on patients treated on this contract for their most recent course of treatment. Figures in italics indicate the base number of FP17s or Patient Questionnaire responses are less than 100. N/A is shown where the base number of responses is less than 10 during the period. % is calculated as Quantity/Base number*100

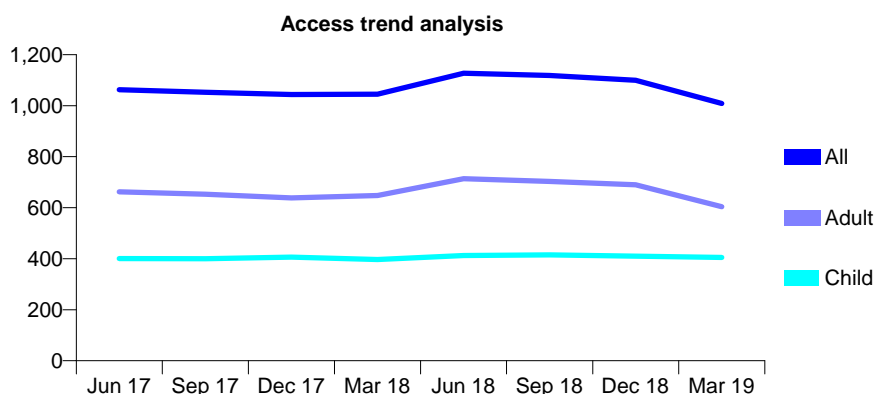
Q69 - Vital Signs At a Glance Contract Report for 930997/0002 - Year end March 2019

Name or company name	MR PF MITCHELL
Contract type name	GDS Contract
Purpose of contract	General
Contract start date	11/05/2012
Contract end date	

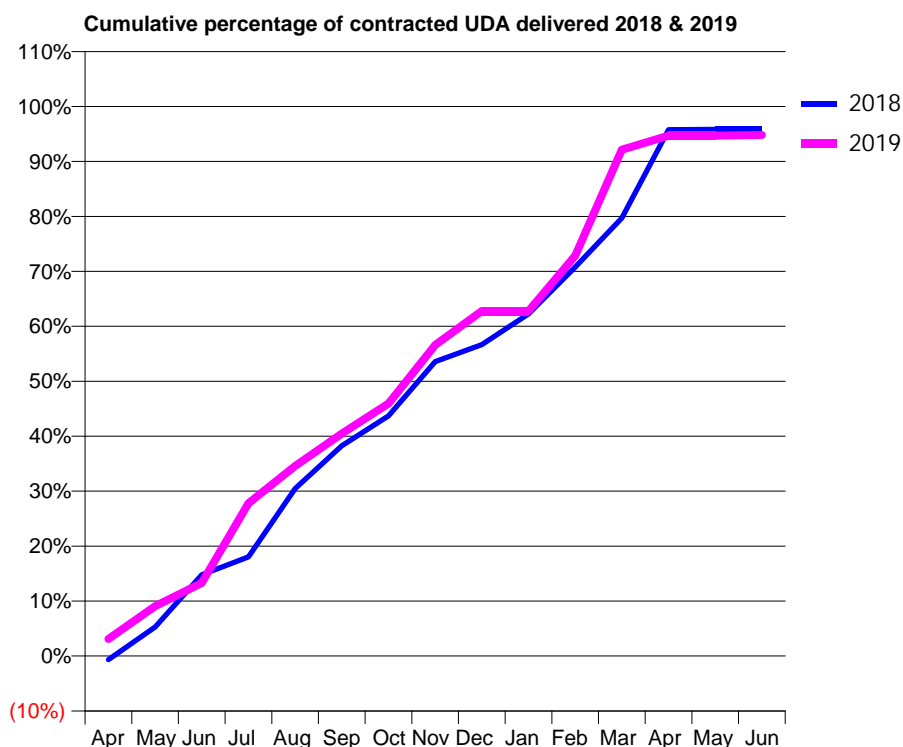
18/19 Contracted general activity (UDA)	1,914
Carry forward general activity (UDA)	0
18/19 Contracted orthodontic activity (UOA)	0
Carry forward orthodontic activity (UOA)	0
Baseline contract value	£46,168.67

ACCESS*

Patients seen in 24 months	Total	Change since previous quarter
Quarter ending March 2018	1,045	
Quarter ending June 2018	1,127	↑
Quarter ending September 2018	1,118	→
Quarter ending December 2018	1,100	↓
Quarter ending March 2019	1,009	↓
Variance since March 2018	(3.4%)	↓



ACTIVITY



Month	Adjusted Scheduled Activity (UDA)	
	2018	2019
April	-13	59
May	101	174
June	283	254
July	345	532
August	583	662
September	732	774
October	836	879
November	1,025	1,083
December	1,084	1,201
January	1,191	1,201
February	1,354	1,394
March	1,526	1,763
April	1,833	1,812
May	1,834	1,812
June	1,834	1,814

QUALITY

	Quantity	Base Number	Contract	AT	Region	England
% of FP17s for the same patient ID Re-attending within 3 months - Children	17	531	3.2%	11.4%	11.3%	11.8%
% of FP17s for the same patient ID Re-attending within 3 months - Adults	32	570	5.6%	14.9%	15.4%	15.7%
% of FP17s for the same patient ID Re-attending between 3 & 9 months - Children	250	531	47.1%	58.4%	61.3%	58.9%
% of FP17s for the same patient ID Re-attending between 3 & 9 months - Adults	209	570	36.7%	49.0%	52.1%	50.8%
% of FP17s for Band 1 Urgent Courses	2	962	0.2%	9.7%	9.5%	9.1%
% of FP17s Relating to Free Repair or Replacements	0	962	0.0%	0.7%	0.6%	0.8%
% of FP17s Relating to Continuations	0	962	0.0%	0.6%	0.8%	0.9%
% of Patients satisfied with the dentistry they have received	1	3	N/A	92.3%	92.4%	92.5%
% of Patients satisfied with the time they had to wait for an appointment	1	3	N/A	84.2%	86.3%	87.0%

* This is based on patients treated on this contract for their most recent course of treatment. Figures in italics indicate the base number of FP17s or Patient Questionnaire responses are less than 100. N/A is shown where the base number of responses is less than 10 during the period. % is calculated as Quantity/Base number*100

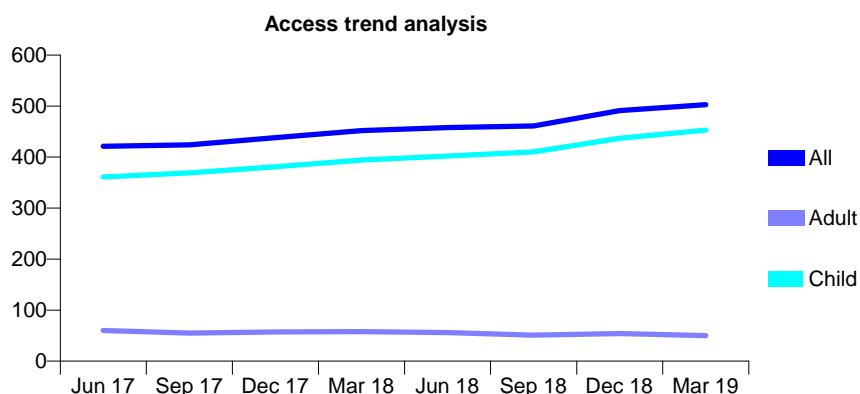
Q69 - Vital Signs At a Glance Contract Report for 939374/0001 - Year end March 2019

Name or company name	Yew Tree Dental Care
Contract type name	GDS Contract
Purpose of contract	General
Contract start date	01/04/2006
Contract end date	

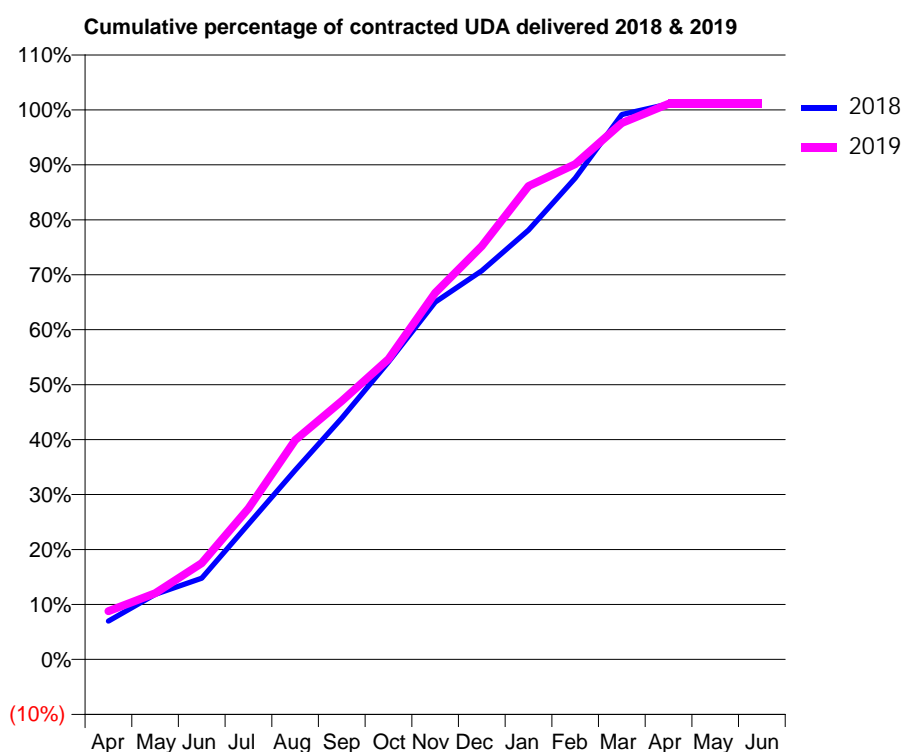
18/19 Contracted general activity (UDA)	989
Carry forward general activity (UDA)	-10
18/19 Contracted orthodontic activity (UOA)	0
Carry forward orthodontic activity (UOA)	0
Baseline contract value	£24,368.13

ACCESS*

Patients seen in 24 months	Total	Change since previous quarter
Quarter ending March 2018	452	
Quarter ending June 2018	458	→
Quarter ending September 2018	461	→
Quarter ending December 2018	491	↑
Quarter ending March 2019	503	↑
Variance since March 2018	11.3%	↑



ACTIVITY



Month	Adjusted Scheduled Activity (UDA)	
	2018	2019
April	69	87
May	117	119
June	146	173
July	243	272
August	341	395
September	434	465
October	535	540
November	643	660
December	700	744
January	773	852
February	866	891
March	981	965
April	1,000	1,000
May	1,000	1,000
June	1,000	1,000

QUALITY

	Quantity	Base Number	Contract	AT	Region	England
% of FP17s for the same patient ID Re-attending within 3 months - Children	59	603	9.8%	11.4%	11.3%	11.8%
% of FP17s for the same patient ID Re-attending within 3 months - Adults	2	23	8.7%	14.9%	15.4%	15.7%
% of FP17s for the same patient ID Re-attending between 3 & 9 months - Children	286	603	47.4%	58.4%	61.3%	58.9%
% of FP17s for the same patient ID Re-attending between 3 & 9 months - Adults	14	23	60.9%	49.0%	52.1%	50.8%
% of FP17s for Band 1 Urgent Courses	24	638	3.8%	9.7%	9.5%	9.1%
% of FP17s Relating to Free Repair or Replacements	0	638	0.0%	0.7%	0.6%	0.8%
% of FP17s Relating to Continuations	0	638	0.0%	0.6%	0.8%	0.9%
% of Patients satisfied with the dentistry they have received	0	0	N/A	92.3%	92.4%	92.5%
% of Patients satisfied with the time they had to wait for an appointment	0	0	N/A	84.2%	86.3%	87.0%

* This is based on patients treated on this contract for their most recent course of treatment. Figures in italics indicate the base number of FP17s or Patient Questionnaire responses are less than 100. N/A is shown where the base number of responses is less than 10 during the period. % is calculated as Quantity/Base number*100

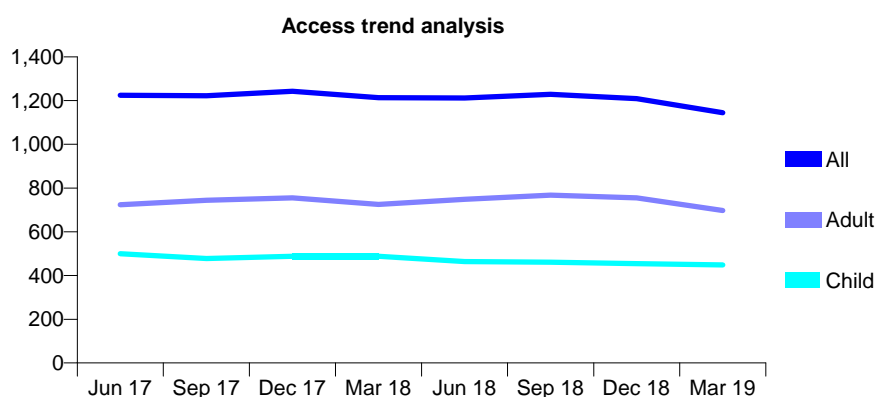
Q69 - Vital Signs At a Glance Contract Report for 946818/0002 - Year end March 2019

Name or company name	MR S NAJAFI
Contract type name	GDS Contract
Purpose of contract	General
Contract start date	01/04/2006
Contract end date	

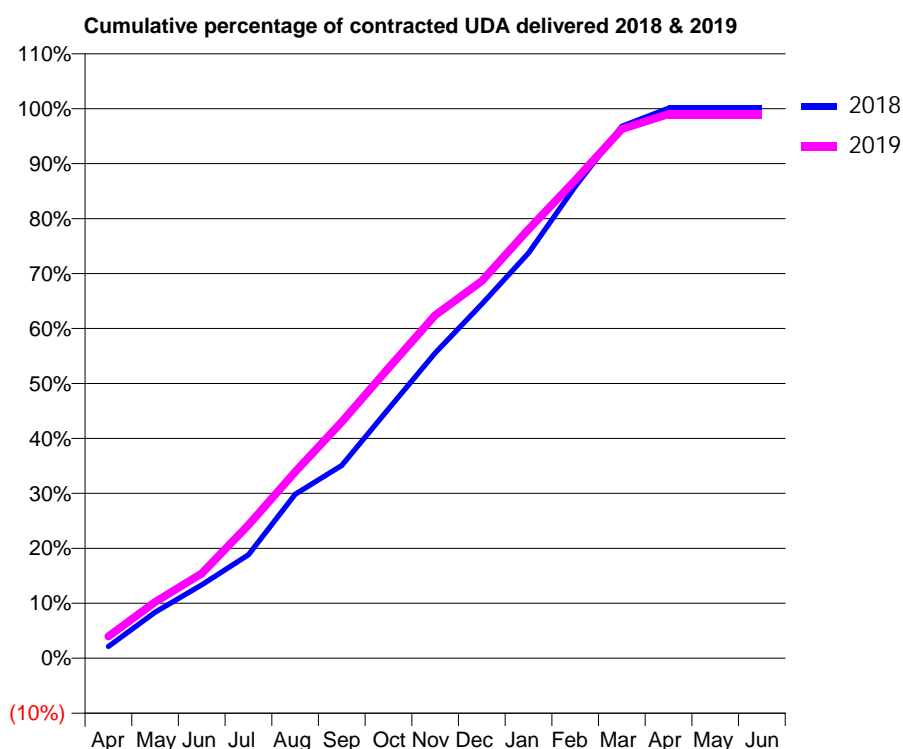
18/19 Contracted general activity (UDA)	3,330
Carry forward general activity (UDA)	-3
18/19 Contracted orthodontic activity (UOA)	0
Carry forward orthodontic activity (UOA)	0
Baseline contract value	£81,689.09

ACCESS*

Patients seen in 24 months	Total	Change since previous quarter
Quarter ending March 2018	1,213	
Quarter ending June 2018	1,212	→
Quarter ending September 2018	1,229	→
Quarter ending December 2018	1,209	↓
Quarter ending March 2019	1,145	↓
Variance since March 2018	(5.6%)	↓



ACTIVITY



Month	2018	2019
April	71	133
May	279	341
June	445	513
July	628	807
August	993	1,130
September	1,168	1,432
October	1,511	1,758
November	1,850	2,079
December	2,146	2,286
January	2,456	2,598
February	2,859	2,896
March	3,223	3,206
April	3,333	3,296
May	3,333	3,296
June	3,333	3,296

QUALITY

	Quantity	Base Number	Contract	AT	Region	England
% of FP17s for the same patient ID Re-attending within 3 months - Children	171	940	18.2%	11.4%	11.3%	11.8%
% of FP17s for the same patient ID Re-attending within 3 months - Adults	86	925	9.3%	14.9%	15.4%	15.7%
% of FP17s for the same patient ID Re-attending between 3 & 9 months - Children	633	940	67.3%	58.4%	61.3%	58.9%
% of FP17s for the same patient ID Re-attending between 3 & 9 months - Adults	569	925	61.5%	49.0%	52.1%	50.8%
% of FP17s for Band 1 Urgent Courses	66	1,832	3.6%	9.7%	9.5%	9.1%
% of FP17s Relating to Free Repair or Replacements	4	1,832	0.2%	0.7%	0.6%	0.8%
% of FP17s Relating to Continuations	2	1,832	0.1%	0.6%	0.8%	0.9%
% of Patients satisfied with the dentistry they have received	1	1	N/A	92.3%	92.4%	92.5%
% of Patients satisfied with the time they had to wait for an appointment	1	1	N/A	84.2%	86.3%	87.0%

* This is based on patients treated on this contract for their most recent course of treatment.

Figures in italics indicate the base number of FP17s or Patient Questionnaire responses are less than 100. N/A is shown where the base number of responses is less than 10 during the period. % is calculated as Quantity/Base number*100

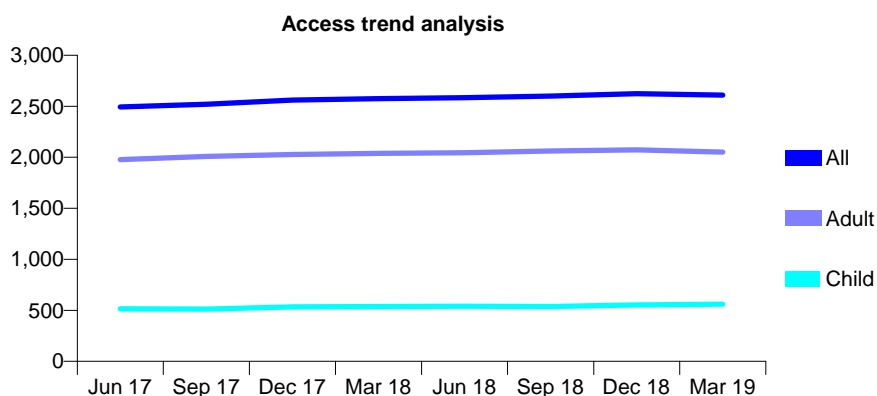
Q69 - Vital Signs At a Glance Contract Report for 947504/0001 - Year end March 2019

Name or company name	MISS C RADOS
Contract type name	GDS Contract
Purpose of contract	General
Contract start date	01/04/2014
Contract end date	

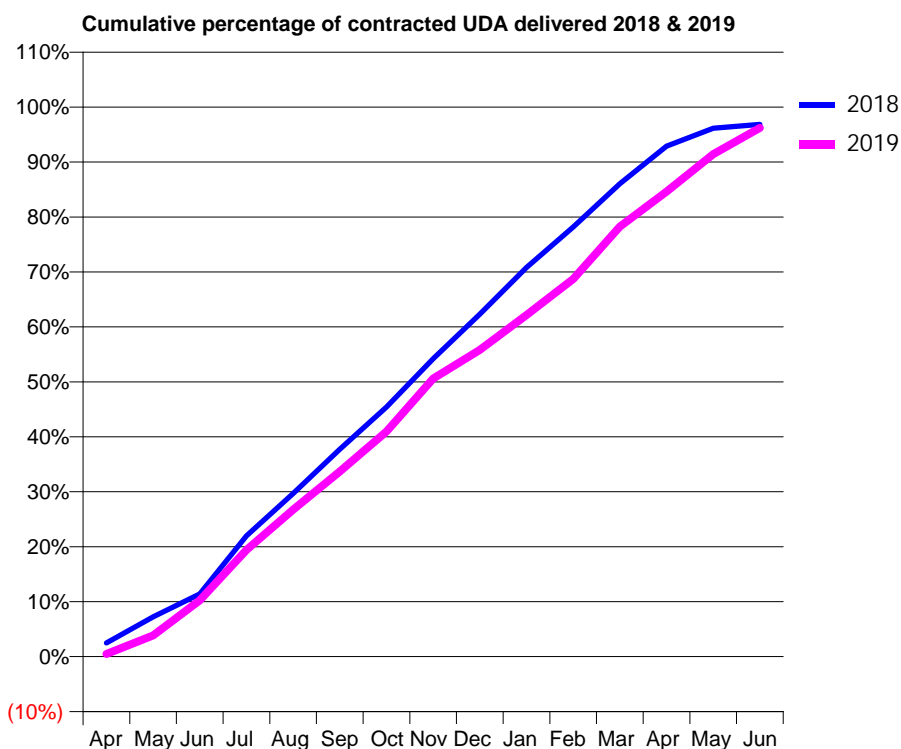
18/19 Contracted general activity (UDA)	7,246
Carry forward general activity (UDA)	222
18/19 Contracted orthodontic activity (UOA)	0
Carry forward orthodontic activity (UOA)	0
Baseline contract value	£186,859.05

ACCESS*

Patients seen in 24 months	Total	Change since previous quarter
Quarter ending March 2018	2,575	
Quarter ending June 2018	2,585	→
Quarter ending September 2018	2,600	→
Quarter ending December 2018	2,624	→
Quarter ending March 2019	2,610	→
Variance since March 2018	1.4%	→



ACTIVITY



Month	Adjusted Scheduled Activity (UDA)	
	2018	2019
April	174	34
May	507	280
June	799	744
July	1,538	1,408
August	2,077	1,938
September	2,639	2,440
October	3,177	2,967
November	3,791	3,668
December	4,359	4,046
January	4,955	4,504
February	5,469	4,979
March	6,018	5,668
April	6,498	6,130
May	6,728	6,624
June	6,774	6,971

QUALITY

	Quantity	Base Number	Contract	AT	Region	England
% of FP17s for the same patient ID Re-attending within 3 months - Children	63	895	7.0%	11.4%	11.3%	11.8%
% of FP17s for the same patient ID Re-attending within 3 months - Adults	417	3,203	13.0%	14.9%	15.4%	15.7%
% of FP17s for the same patient ID Re-attending between 3 & 9 months - Children	605	895	67.6%	58.4%	61.3%	58.9%
% of FP17s for the same patient ID Re-attending between 3 & 9 months - Adults	1,978	3,203	61.8%	49.0%	52.1%	50.8%
% of FP17s for Band 1 Urgent Courses	423	4,108	10.3%	9.7%	9.5%	9.1%
% of FP17s Relating to Free Repair or Replacements	1	4,108	0.0%	0.7%	0.6%	0.8%
% of FP17s Relating to Continuations	15	4,108	0.4%	0.6%	0.8%	0.9%
% of Patients satisfied with the dentistry they have received	1	2	N/A	92.3%	92.4%	92.5%
% of Patients satisfied with the time they had to wait for an appointment	2	2	N/A	84.2%	86.3%	87.0%

* This is based on patients treated on this contract for their most recent course of treatment. Figures in italics indicate the base number of FP17s or Patient Questionnaire responses are less than 100. N/A is shown where the base number of responses is less than 10 during the period. % is calculated as Quantity/Base number*100

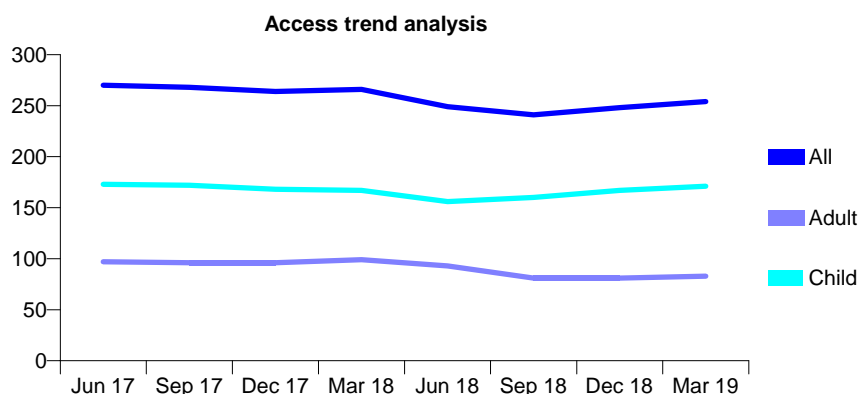
Q69 - Vital Signs At a Glance Contract Report for 950122/0001 - Year end March 2019

Name or company name	MR EH MIDDLETON
Contract type name	GDS Contract
Purpose of contract	General
Contract start date	01/04/2006
Contract end date	

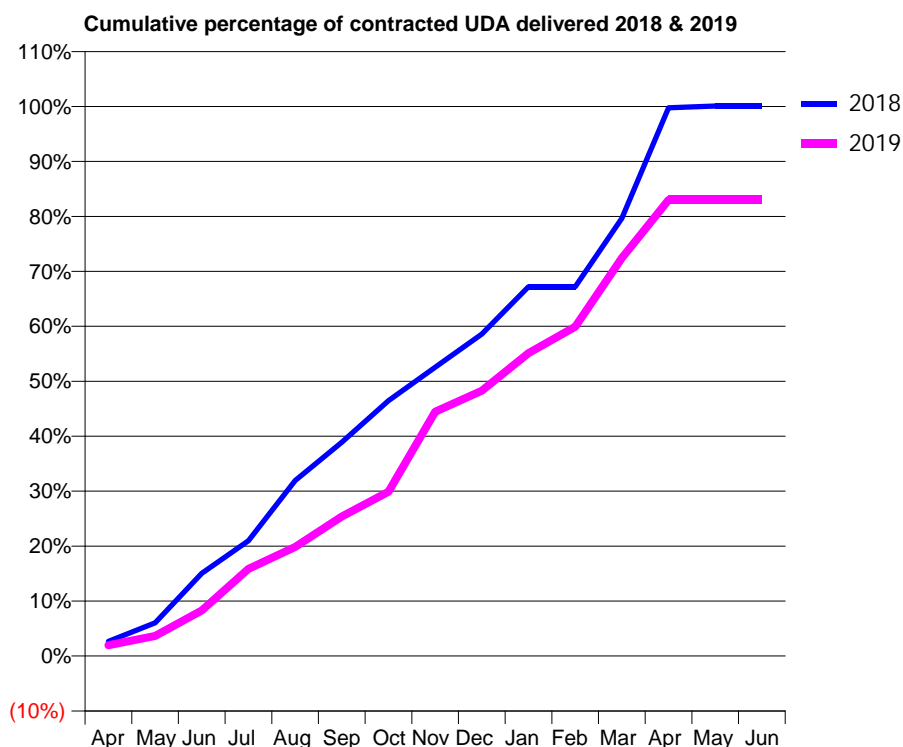
18/19 Contracted general activity (UDA)	716
Carry forward general activity (UDA)	0
18/19 Contracted orthodontic activity (UOA)	0
Carry forward orthodontic activity (UOA)	0
Baseline contract value	£19,288.36

ACCESS*

Patients seen in 24 months	Total	Change since previous quarter
Quarter ending March 2018	266	
Quarter ending June 2018	249	↓
Quarter ending September 2018	241	↓
Quarter ending December 2018	248	↑
Quarter ending March 2019	254	↑
Variance since March 2018	(4.5%)	↓



ACTIVITY



Month	Adjusted Scheduled Activity (UDA)	
	2018	2019
April	19	14
May	43	26
June	108	59
July	150	114
August	229	142
September	278	182
October	333	214
November	376	318
December	419	346
January	481	395
February	481	429
March	570	518
April	714	594
May	716	594
June	716	594

QUALITY

	Quantity	Base Number	Contract	AT	Region	England
% of FP17s for the same patient ID Re-attending within 3 months - Children	15	231	6.5%	11.4%	11.3%	11.8%
% of FP17s for the same patient ID Re-attending within 3 months - Adults	36	104	34.6%	14.9%	15.4%	15.7%
% of FP17s for the same patient ID Re-attending between 3 & 9 months - Children	101	231	43.7%	58.4%	61.3%	58.9%
% of FP17s for the same patient ID Re-attending between 3 & 9 months - Adults	26	104	25.0%	49.0%	52.1%	50.8%
% of FP17s for Band 1 Urgent Courses	36	307	11.7%	9.7%	9.5%	9.1%
% of FP17s Relating to Free Repair or Replacements	0	307	0.0%	0.7%	0.6%	0.8%
% of FP17s Relating to Continuations	0	307	0.0%	0.6%	0.8%	0.9%
% of Patients satisfied with the dentistry they have received	0	0	N/A	92.3%	92.4%	92.5%
% of Patients satisfied with the time they had to wait for an appointment	0	0	N/A	84.2%	86.3%	87.0%

* This is based on patients treated on this contract for their most recent course of treatment. Figures in italics indicate the base number of FP17s or Patient Questionnaire responses are less than 100. N/A is shown where the base number of responses is less than 10 during the period. % is calculated as Quantity/Base number*100

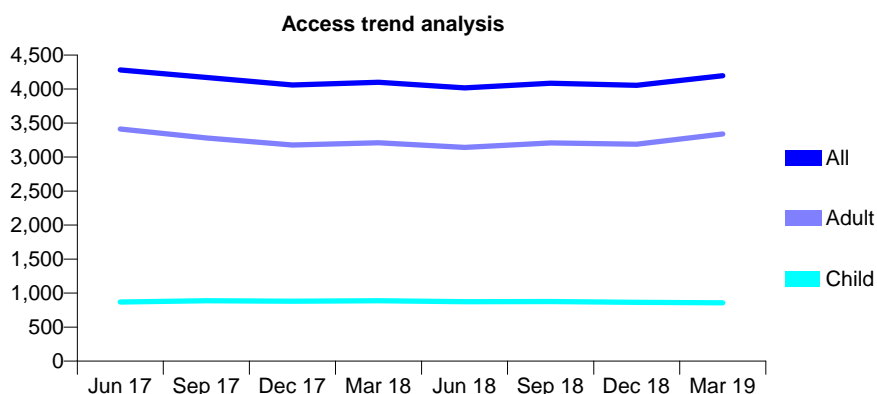
Q69 - Vital Signs At a Glance Contract Report for 959766/0001 - Year end March 2019

Name or company name	MR S SABBAGHI-SARABI
Contract type name	GDS Contract
Purpose of contract	General
Contract start date	01/04/2006
Contract end date	

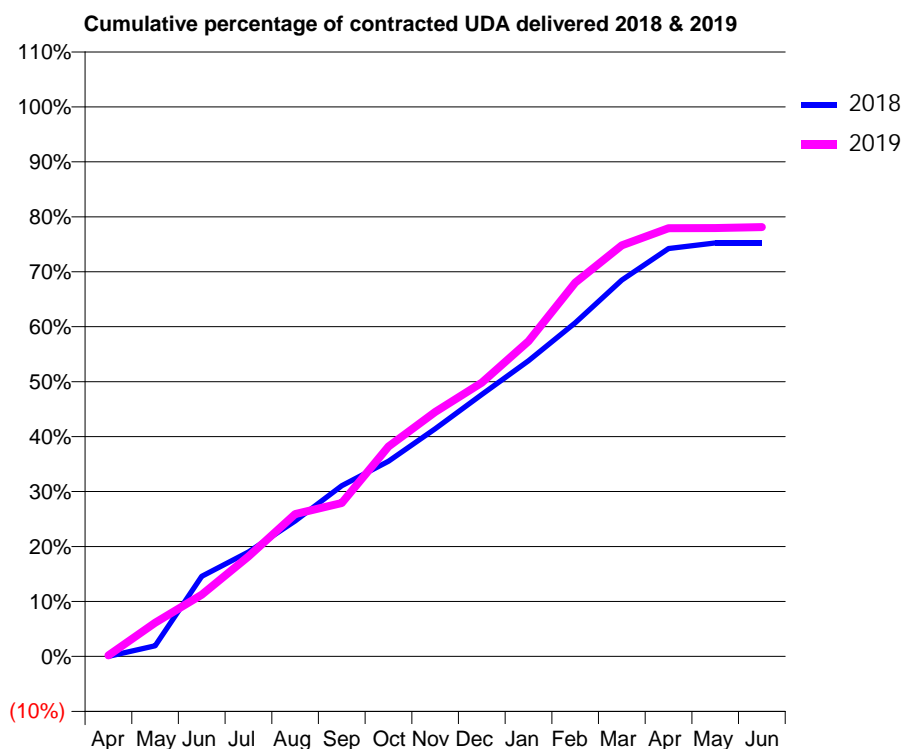
18/19 Contracted general activity (UDA)	11,188
Carry forward general activity (UDA)	0
18/19 Contracted orthodontic activity (UOA)	0
Carry forward orthodontic activity (UOA)	0
Baseline contract value	£278,103.55

ACCESS*

Patients seen in 24 months	Total	Change since previous quarter
Quarter ending March 2018	4,100	
Quarter ending June 2018	4,016	↓
Quarter ending September 2018	4,085	→
Quarter ending December 2018	4,055	→
Quarter ending March 2019	4,197	↑
Variance since March 2018	2.4%	↑



ACTIVITY



Month	Adjusted Scheduled Activity (UDA)	
	2018	2019
April	0	20
May	217	684
June	1,631	1,255
July	2,126	2,034
August	2,757	2,897
September	3,477	3,124
October	3,973	4,274
November	4,636	4,977
December	5,331	5,572
January	6,019	6,416
February	6,792	7,608
March	7,660	8,370
April	8,304	8,717
May	8,418	8,720
June	8,418	8,740

QUALITY

	Quantity	Base Number	Contract	AT	Region	England
% of FP17s for the same patient ID Re-attending within 3 months - Children	74	933	7.9%	11.4%	11.3%	11.8%
% of FP17s for the same patient ID Re-attending within 3 months - Adults	484	3,495	13.8%	14.9%	15.4%	15.7%
% of FP17s for the same patient ID Re-attending between 3 & 9 months - Children	367	933	39.3%	58.4%	61.3%	58.9%
% of FP17s for the same patient ID Re-attending between 3 & 9 months - Adults	1,124	3,495	32.2%	49.0%	52.1%	50.8%
% of FP17s for Band 1 Urgent Courses	705	4,280	16.5%	9.7%	9.5%	9.1%
% of FP17s Relating to Free Repair or Replacements	14	4,280	0.3%	0.7%	0.6%	0.8%
% of FP17s Relating to Continuations	42	4,280	1.0%	0.6%	0.8%	0.9%
% of Patients satisfied with the dentistry they have received	0	1	N/A	92.3%	92.4%	92.5%
% of Patients satisfied with the time they had to wait for an appointment	0	1	N/A	84.2%	86.3%	87.0%

* This is based on patients treated on this contract for their most recent course of treatment. Figures in italics indicate the base number of FP17s or Patient Questionnaire responses are less than 100. N/A is shown where the base number of responses is less than 10 during the period. % is calculated as Quantity/Base number*100

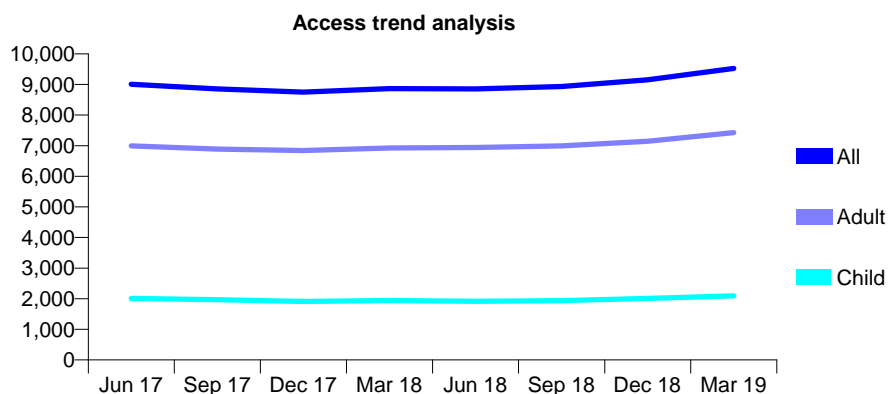
Q69 - Vital Signs At a Glance Contract Report for 961450/0001 - Year end March 2019

Name or company name	Wootton House Dental Partnership
Contract type name	GDS Contract
Purpose of contract	General
Contract start date	21/05/2010
Contract end date	

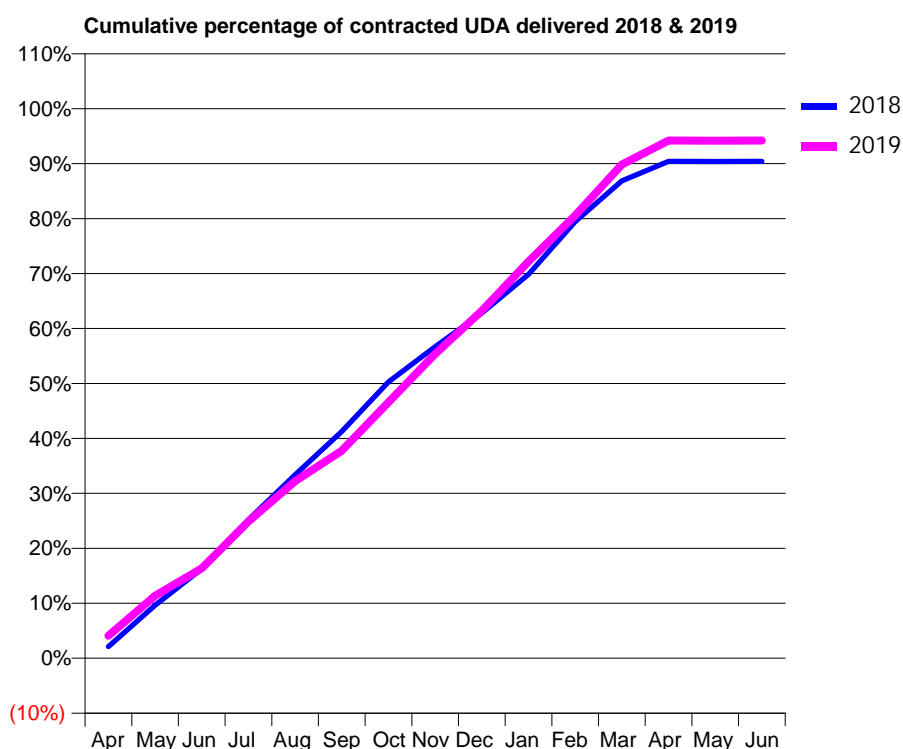
18/19 Contracted general activity (UDA)	26,774
Carry forward general activity (UDA)	0
18/19 Contracted orthodontic activity (UOA)	0
Carry forward orthodontic activity (UOA)	0
Baseline contract value	£668,475.83

ACCESS*

Patients seen in 24 months	Total	Change since previous quarter
Quarter ending March 2018	8,864	
Quarter ending June 2018	8,855	→
Quarter ending September 2018	8,933	→
Quarter ending December 2018	9,154	↑
Quarter ending March 2019	9,521	↑
Variance since March 2018	7.4%	↑



ACTIVITY



Month	2018	2019
April	569	1,097
May	2,580	3,045
June	4,359	4,375
July	6,749	6,664
August	8,936	8,625
September	11,049	10,112
October	13,464	12,474
November	15,175	14,830
December	16,811	16,922
January	18,704	19,324
February	21,276	21,566
March	23,259	24,049
April	24,206	25,219
May	24,199	25,215
June	24,206	25,217

QUALITY

	Quantity	Base Number	Contract	AT	Region	England
% of FP17s for the same patient ID Re-attending within 3 months - Children	226	3,366	6.7%	11.4%	11.3%	11.8%
% of FP17s for the same patient ID Re-attending within 3 months - Adults	1,537	10,808	14.2%	14.9%	15.4%	15.7%
% of FP17s for the same patient ID Re-attending between 3 & 9 months - Children	2,137	3,366	63.5%	58.4%	61.3%	58.9%
% of FP17s for the same patient ID Re-attending between 3 & 9 months - Adults	5,473	10,808	50.6%	49.0%	52.1%	50.8%
% of FP17s for Band 1 Urgent Courses	1,109	14,263	7.8%	9.7%	9.5%	9.1%
% of FP17s Relating to Free Repair or Replacements	145	14,263	1.0%	0.7%	0.6%	0.8%
% of FP17s Relating to Continuations	77	14,263	0.5%	0.6%	0.8%	0.9%
% of Patients satisfied with the dentistry they have received	4	4	N/A	92.3%	92.4%	92.5%
% of Patients satisfied with the time they had to wait for an appointment	4	4	N/A	84.2%	86.3%	87.0%

* This is based on patients treated on this contract for their most recent course of treatment.

Figures in italics indicate the base number of FP17s or Patient Questionnaire responses are less than 100. N/A is shown where the base number of responses is less than 10 during the period. % is calculated as Quantity/Base number*100

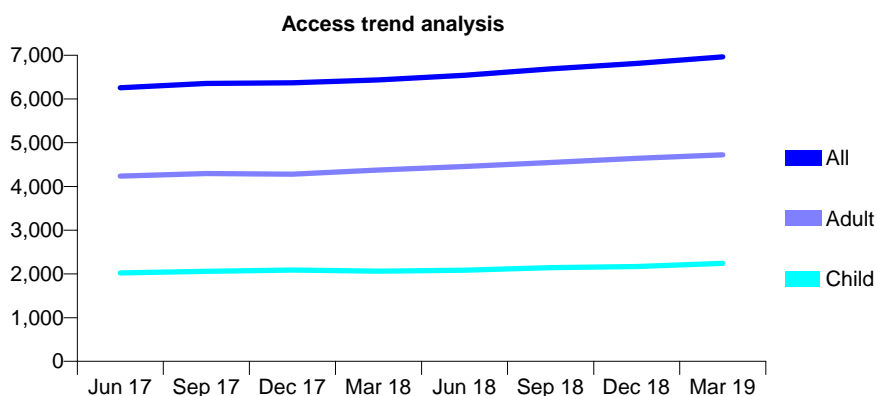
Q69 - Vital Signs At a Glance Contract Report for 962392/0001 - Year end March 2019

Name or company name	MR N PATEL
Contract type name	GDS Contract
Purpose of contract	General
Contract start date	01/04/2008
Contract end date	

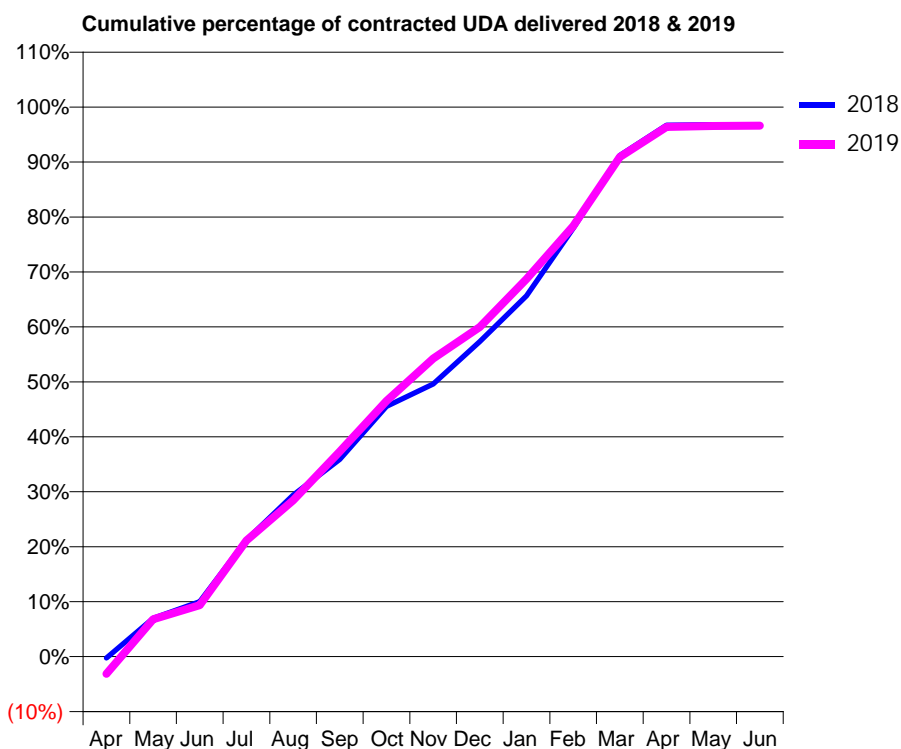
18/19 Contracted general activity (UDA)	13,983
Carry forward general activity (UDA)	441
18/19 Contracted orthodontic activity (UOA)	0
Carry forward orthodontic activity (UOA)	0
Baseline contract value	£353,855.26

ACCESS*

Patients seen in 24 months	Total	Change since previous quarter
Quarter ending March 2018	6,438	
Quarter ending June 2018	6,542	→
Quarter ending September 2018	6,689	↑
Quarter ending December 2018	6,813	→
Quarter ending March 2019	6,961	↑
Variance since March 2018	8.1%	↑



ACTIVITY



Month	Adjusted Scheduled Activity (UDA)	
	2018	2019
April	-34	-441
May	957	952
June	1,374	1,307
July	2,915	2,954
August	4,036	3,975
September	4,930	5,218
October	6,251	6,508
November	6,812	7,585
December	7,871	8,386
January	9,014	9,608
February	10,701	10,954
March	12,517	12,714
April	13,275	13,476
May	13,287	13,500
June	13,287	13,511

QUALITY

	Quantity	Base Number	Contract	AT	Region	England
% of FP17s for the same patient ID Re-attending within 3 months - Children	290	3,853	7.5%	11.4%	11.3%	11.8%
% of FP17s for the same patient ID Re-attending within 3 months - Adults	777	6,863	11.3%	14.9%	15.4%	15.7%
% of FP17s for the same patient ID Re-attending between 3 & 9 months - Children	2,770	3,853	71.9%	58.4%	61.3%	58.9%
% of FP17s for the same patient ID Re-attending between 3 & 9 months - Adults	3,857	6,863	56.2%	49.0%	52.1%	50.8%
% of FP17s for Band 1 Urgent Courses	328	9,042	3.6%	9.7%	9.5%	9.1%
% of FP17s Relating to Free Repair or Replacements	54	9,042	0.6%	0.7%	0.6%	0.8%
% of FP17s Relating to Continuations	41	9,042	0.5%	0.6%	0.8%	0.9%
% of Patients satisfied with the dentistry they have received	4	4	N/A	92.3%	92.4%	92.5%
% of Patients satisfied with the time they had to wait for an appointment	4	4	N/A	84.2%	86.3%	87.0%

* This is based on patients treated on this contract for their most recent course of treatment. Figures in italics indicate the base number of FP17s or Patient Questionnaire responses are less than 100. N/A is shown where the base number of responses is less than 10 during the period. % is calculated as Quantity/Base number*100

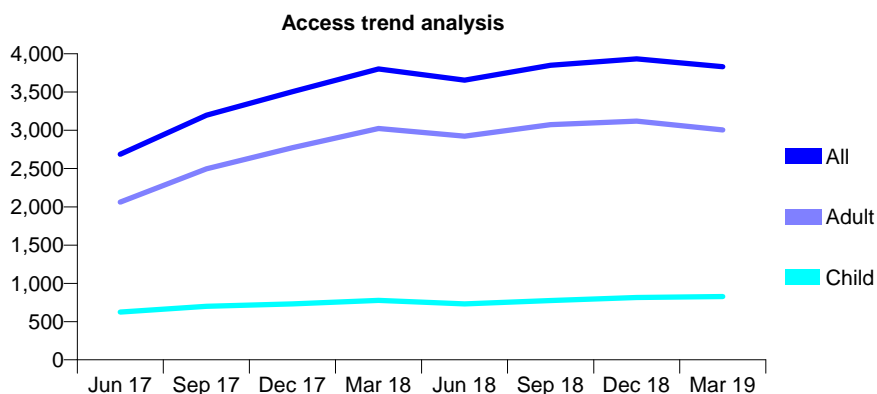
Q70 - Vital Signs At a Glance Contract Report for 100088/0000 - Year end March 2019

Name or company name	Portsea Dental Care Ltd
Contract type name	GDS Contract
Purpose of contract	General
Contract start date	01/04/2016
Contract end date	

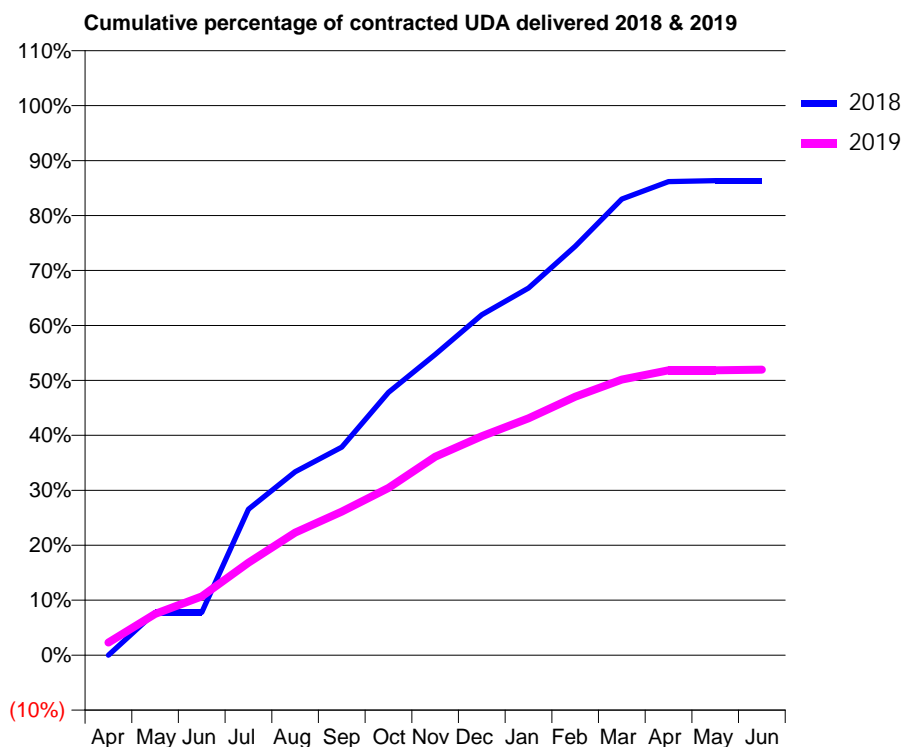
18/19 Contracted general activity (UDA)	17,002
Carry forward general activity (UDA)	0
18/19 Contracted orthodontic activity (UOA)	0
Carry forward orthodontic activity (UOA)	0
Baseline contract value	£386,936.69

ACCESS*

Patients seen in 24 months	Total	Change since previous quarter
Quarter ending March 2018	3,802	
Quarter ending June 2018	3,655	↓
Quarter ending September 2018	3,851	↑
Quarter ending December 2018	3,934	↑
Quarter ending March 2019	3,832	↓
Variance since March 2018	0.8%	→



ACTIVITY



Month	Adjusted Scheduled Activity (UDA)	
	2018	2019
April	0	391
May	1,011	1,278
June	1,011	1,818
July	3,453	2,860
August	4,340	3,793
September	4,919	4,442
October	6,216	5,174
November	7,113	6,141
December	8,053	6,771
January	8,684	7,330
February	9,674	8,000
March	10,793	8,526
April	11,204	8,814
May	11,223	8,815
June	11,224	8,833

QUALITY

	Quantity	Base Number	Contract	AT	Region	England
% of FP17s for the same patient ID Re-attending within 3 months - Children	108	966	11.2%	9.7%	11.3%	11.8%
% of FP17s for the same patient ID Re-attending within 3 months - Adults	591	3,394	17.4%	14.0%	15.4%	15.7%
% of FP17s for the same patient ID Re-attending between 3 & 9 months - Children	340	966	35.2%	61.7%	61.3%	58.9%
% of FP17s for the same patient ID Re-attending between 3 & 9 months - Adults	859	3,394	25.3%	52.7%	52.1%	50.8%
% of FP17s for Band 1 Urgent Courses	1,559	4,340	35.9%	9.8%	9.5%	9.1%
% of FP17s Relating to Free Repair or Replacements	12	4,340	0.3%	0.6%	0.6%	0.8%
% of FP17s Relating to Continuations	64	4,340	1.5%	0.9%	0.8%	0.9%
% of Patients satisfied with the dentistry they have received	2	2	N/A	92.2%	92.4%	92.5%
% of Patients satisfied with the time they had to wait for an appointment	2	2	N/A	85.9%	86.3%	87.0%

* This is based on patients treated on this contract for their most recent course of treatment. Figures in italics indicate the base number of FP17s or Patient Questionnaire responses are less than 100. N/A is shown where the base number of responses is less than 10 during the period. % is calculated as Quantity/Base number*100

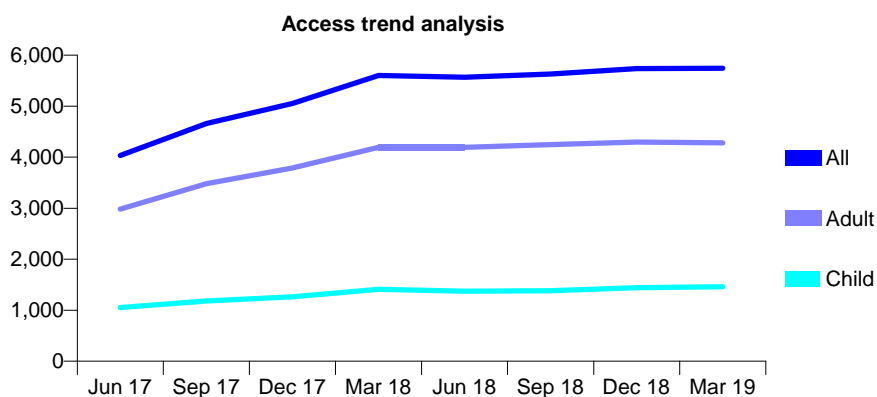
Q70 - Vital Signs At a Glance Contract Report for 100089/0000 - Year end March 2019

Name or company name	Hilsea Dental Care Ltd
Contract type name	GDS Contract
Purpose of contract	General
Contract start date	01/04/2016
Contract end date	

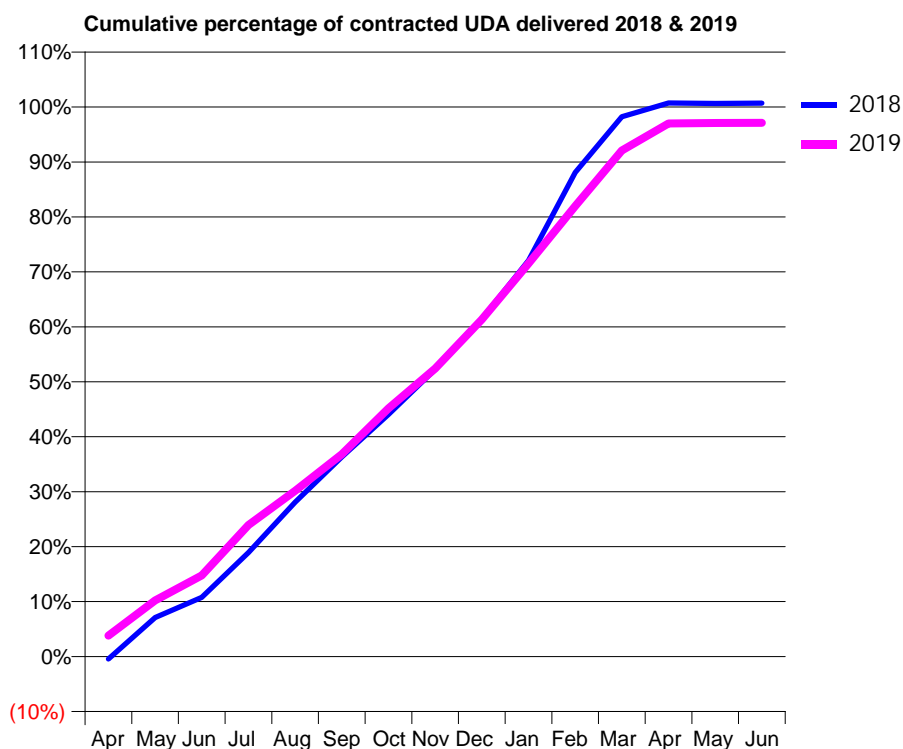
18/19 Contracted general activity (UDA)	17,002
Carry forward general activity (UDA)	0
18/19 Contracted orthodontic activity (UOA)	0
Carry forward orthodontic activity (UOA)	0
Baseline contract value	£386,936.69

ACCESS*

Patients seen in 24 months	Total	Change since previous quarter
Quarter ending March 2018	5,605	
Quarter ending June 2018	5,568	→
Quarter ending September 2018	5,631	→
Quarter ending December 2018	5,738	→
Quarter ending March 2019	5,744	→
Variance since March 2018	2.5%	↑



ACTIVITY



Month	Adjusted Scheduled Activity (UDA)	
	2018	2019
April	-74	649
May	1,137	1,738
June	1,725	2,511
July	3,028	4,071
August	4,496	5,129
September	5,811	6,255
October	7,051	7,678
November	8,364	8,916
December	9,835	10,430
January	11,530	12,160
February	14,098	13,934
March	15,716	15,654
April	16,118	16,493
May	16,106	16,507
June	16,112	16,511

QUALITY

	Quantity	Base Number	Contract	AT	Region	England
% of FP17s for the same patient ID Re-attending within 3 months - Children	208	1,803	11.5%	9.7%	11.3%	11.8%
% of FP17s for the same patient ID Re-attending within 3 months - Adults	701	4,568	15.3%	14.0%	15.4%	15.7%
% of FP17s for the same patient ID Re-attending between 3 & 9 months - Children	724	1,803	40.2%	61.7%	61.3%	58.9%
% of FP17s for the same patient ID Re-attending between 3 & 9 months - Adults	1,494	4,568	32.7%	52.7%	52.1%	50.8%
% of FP17s for Band 1 Urgent Courses	1,636	6,520	25.1%	9.8%	9.5%	9.1%
% of FP17s Relating to Free Repair or Replacements	43	6,520	0.7%	0.6%	0.6%	0.8%
% of FP17s Relating to Continuations	70	6,520	1.1%	0.9%	0.8%	0.9%
% of Patients satisfied with the dentistry they have received	0	0	N/A	92.2%	92.4%	92.5%
% of Patients satisfied with the time they had to wait for an appointment	0	0	N/A	85.9%	86.3%	87.0%

* This is based on patients treated on this contract for their most recent course of treatment. Figures in italics indicate the base number of FP17s or Patient Questionnaire responses are less than 100. N/A is shown where the base number of responses is less than 10 during the period. % is calculated as Quantity/Base number*100

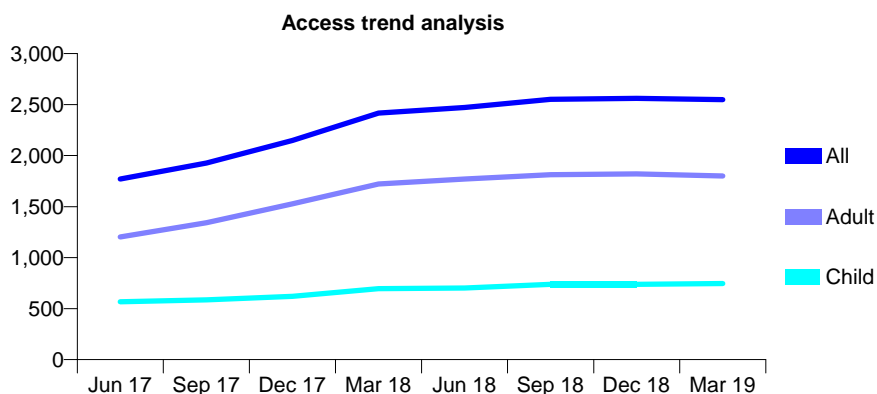
Q70 - Vital Signs At a Glance Contract Report for 100091/0000 - Year end March 2019

Name or company name	Paulsgrove Dental Care Ltd
Contract type name	GDS Contract
Purpose of contract	General
Contract start date	01/04/2016
Contract end date	

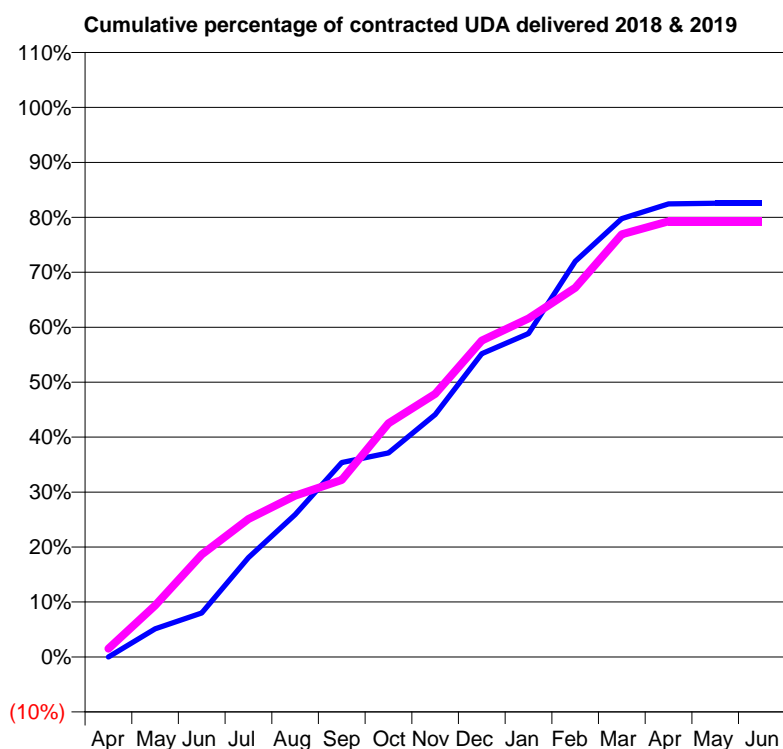
18/19 Contracted general activity (UDA)	7,002
Carry forward general activity (UDA)	0
18/19 Contracted orthodontic activity (UOA)	0
Carry forward orthodontic activity (UOA)	0
Baseline contract value	£162,305.98

ACCESS*

Patients seen in 24 months	Total	Change since previous quarter
Quarter ending March 2018	2,418	
Quarter ending June 2018	2,472	↑
Quarter ending September 2018	2,552	↑
Quarter ending December 2018	2,561	→
Quarter ending March 2019	2,548	→
Variance since March 2018	5.4%	↑



ACTIVITY



Month	2018	2019
April	0	106
May	360	656
June	560	1,304
July	1,266	1,757
August	1,816	2,054
September	2,477	2,256
October	2,600	2,978
November	3,088	3,352
December	3,864	4,031
January	4,121	4,314
February	5,041	4,705
March	5,584	5,386
April	5,772	5,551
May	5,779	5,551
June	5,779	5,551

QUALITY

	Quantity	Base Number	Contract	AT	Region	England
% of FP17s for the same patient ID Re-attending within 3 months - Children	69	940	7.3%	9.7%	11.3%	11.8%
% of FP17s for the same patient ID Re-attending within 3 months - Adults	279	2,067	13.5%	14.0%	15.4%	15.7%
% of FP17s for the same patient ID Re-attending between 3 & 9 months - Children	483	940	51.4%	61.7%	61.3%	58.9%
% of FP17s for the same patient ID Re-attending between 3 & 9 months - Adults	786	2,067	38.0%	52.7%	52.1%	50.8%
% of FP17s for Band 1 Urgent Courses	794	2,988	26.6%	9.8%	9.5%	9.1%
% of FP17s Relating to Free Repair or Replacements	14	2,988	0.5%	0.6%	0.6%	0.8%
% of FP17s Relating to Continuations	30	2,988	1.0%	0.9%	0.8%	0.9%
% of Patients satisfied with the dentistry they have received	0	0	N/A	92.2%	92.4%	92.5%
% of Patients satisfied with the time they had to wait for an appointment	0	0	N/A	85.9%	86.3%	87.0%

* This is based on patients treated on this contract for their most recent course of treatment.

Figures in italics indicate the base number of FP17s or Patient Questionnaire responses are less than 100. N/A is shown where the base number of responses is less than 10 during the period. % is calculated as Quantity/Base number*100

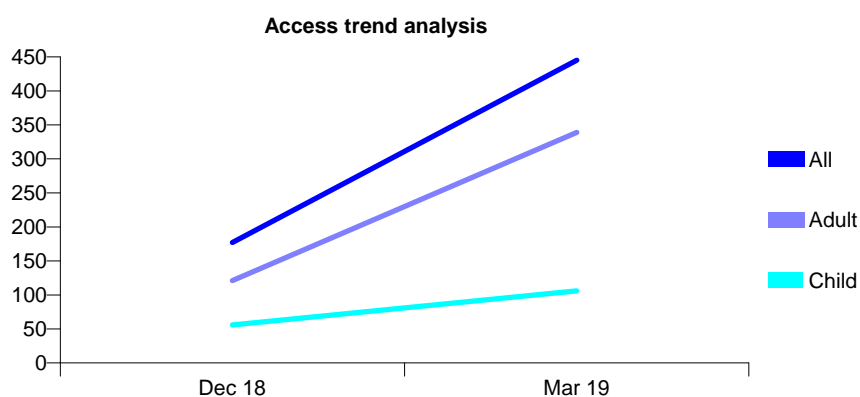
Q70 - Vital Signs At a Glance Contract Report for 100885/0000 - Year end March 2019

Name or company name	Solent Dental Services
Contract type name	PDS Contract
Purpose of contract	General
Contract start date	01/10/2018
Contract end date	31/03/2020

18/19 Contracted general activity (UDA)	1,793
Carry forward general activity (UDA)	0
18/19 Contracted orthodontic activity (UOA)	0
Carry forward orthodontic activity (UOA)	0
Baseline contract value	£275,291.48

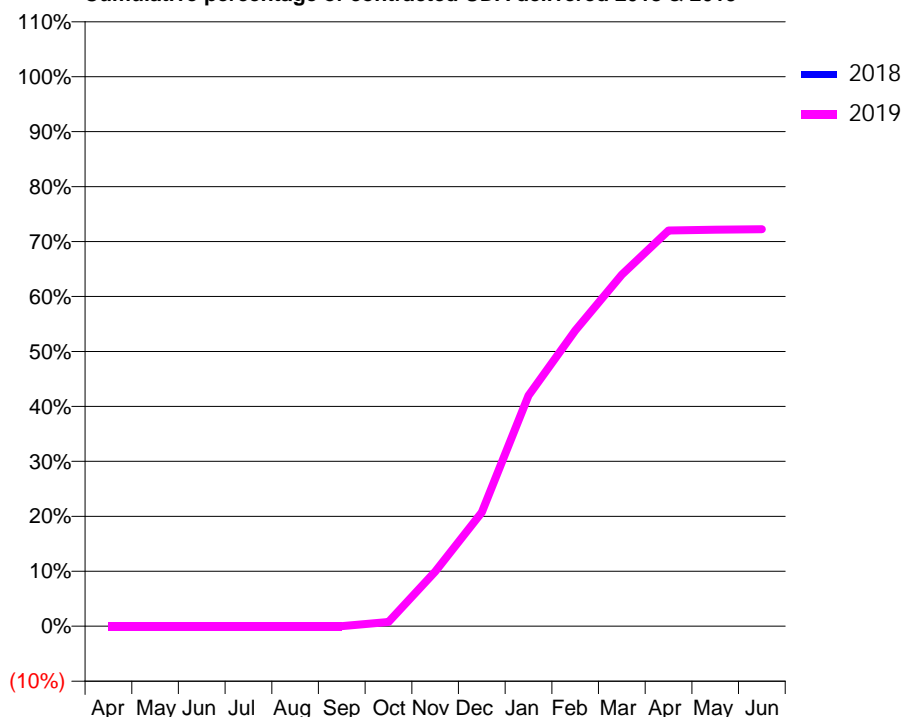
ACCESS*

Patients seen in 24 months	Total	Change since previous quarter
Quarter ending March 2018	0	
Quarter ending June 2018	0	
Quarter ending September 2018	0	
Quarter ending December 2018	177	↑
Quarter ending March 2019	445	↑
Variance since March 2018	N/A	



ACTIVITY

Cumulative percentage of contracted UDA delivered 2018 & 2019



Adjusted Scheduled Activity (UDA)

Month	2018	2019
April	0	0
May	0	0
June	0	0
July	0	0
August	0	0
September	0	0
October	0	14
November	0	179
December	0	372
January	0	753
February	0	965
March	0	1,147
April	0	1,291
May	0	1,294
June	0	1,295

QUALITY

	Quantity	Base Number	Contract	AT	Region	England
% of FP17s for the same patient ID Re-attending within 3 months - Children	3	119	2.5%	9.7%	11.3%	11.8%
% of FP17s for the same patient ID Re-attending within 3 months - Adults	28	364	7.7%	14.0%	15.4%	15.7%
% of FP17s for the same patient ID Re-attending between 3 & 9 months - Children	3	119	2.5%	61.7%	61.3%	58.9%
% of FP17s for the same patient ID Re-attending between 3 & 9 months - Adults	4	364	1.1%	52.7%	52.1%	50.8%
% of FP17s for Band 1 Urgent Courses	57	562	10.1%	9.8%	9.5%	9.1%
% of FP17s Relating to Free Repair or Replacements	0	562	0.0%	0.6%	0.6%	0.8%
% of FP17s Relating to Continuations	3	562	0.5%	0.9%	0.8%	0.9%
% of Patients satisfied with the dentistry they have received	0	0	N/A	92.2%	92.4%	92.5%
% of Patients satisfied with the time they had to wait for an appointment	0	0	N/A	85.9%	86.3%	87.0%

* This is based on patients treated on this contract for their most recent course of treatment.

Figures in italics indicate the base number of FP17s or Patient Questionnaire responses are less than 100. N/A is shown where the base number of responses is less than 10 during the period. % is calculated as Quantity/Base number*100

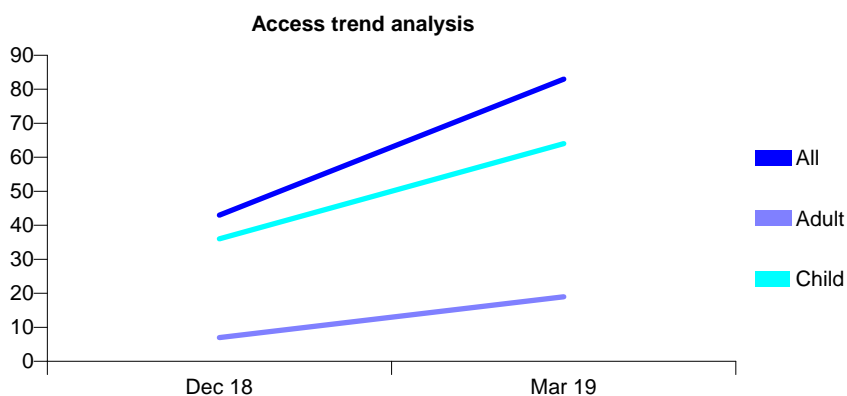
Q70 - Vital Signs At a Glance Contract Report for 100886/0000 - Year end March 2019

Name or company name	Solent Dental Services
Contract type name	PDS Contract
Purpose of contract	General
Contract start date	01/10/2018
Contract end date	31/03/2020

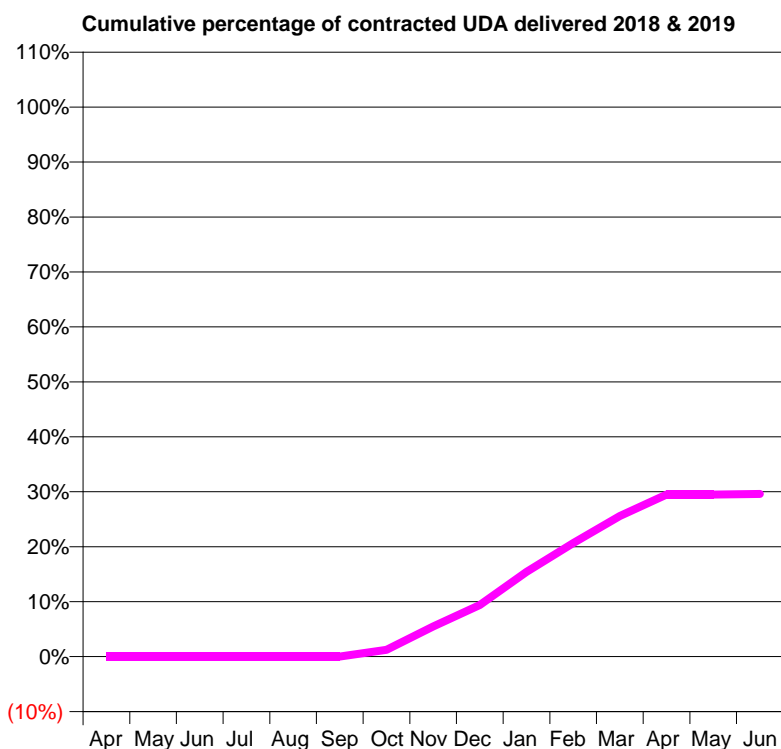
18/19 Contracted general activity (UDA)	897
Carry forward general activity (UDA)	0
18/19 Contracted orthodontic activity (UOA)	0
Carry forward orthodontic activity (UOA)	0
Baseline contract value	£137,645.74

ACCESS*

Patients seen in 24 months	Total	Change since previous quarter
Quarter ending March 2018	0	
Quarter ending June 2018	0	
Quarter ending September 2018	0	
Quarter ending December 2018	43	↑
Quarter ending March 2019	83	↑
Variance since March 2018	N/A	



ACTIVITY



Month	Adjusted Scheduled Activity (UDA)	
	2018	2019
April	0	0
May	0	0
June	0	0
July	0	0
August	0	0
September	0	0
October	0	11
November	0	49
December	0	84
January	0	138
February	0	185
March	0	230
April	0	265
May	0	265
June	0	266

QUALITY

	Quantity	Base Number	Contract	AT	Region	England
% of FP17s for the same patient ID Re-attending within 3 months - Children	1	75	1.3%	9.7%	11.3%	11.8%
% of FP17s for the same patient ID Re-attending within 3 months - Adults	0	21	0.0%	14.0%	15.4%	15.7%
% of FP17s for the same patient ID Re-attending between 3 & 9 months - Children	0	75	0.0%	61.7%	61.3%	58.9%
% of FP17s for the same patient ID Re-attending between 3 & 9 months - Adults	0	21	0.0%	52.7%	52.1%	50.8%
% of FP17s for Band 1 Urgent Courses	3	111	2.7%	9.8%	9.5%	9.1%
% of FP17s Relating to Free Repair or Replacements	0	111	0.0%	0.6%	0.6%	0.8%
% of FP17s Relating to Continuations	0	111	0.0%	0.9%	0.8%	0.9%
% of Patients satisfied with the dentistry they have received	0	0	N/A	92.2%	92.4%	92.5%
% of Patients satisfied with the time they had to wait for an appointment	0	0	N/A	85.9%	86.3%	87.0%

* This is based on patients treated on this contract for their most recent course of treatment. Figures in italics indicate the base number of FP17s or Patient Questionnaire responses are less than 100. N/A is shown where the base number of responses is less than 10 during the period. % is calculated as Quantity/Base number*100


Q70 - Vital Signs At a Glance Contract Report for 100983/0000 - Year end March 2019

Name or company name	Alton Dental Ltd
Contract type name	GDS Contract
Purpose of contract	General
Contract start date	01/02/2019
Contract end date	30/11/2020

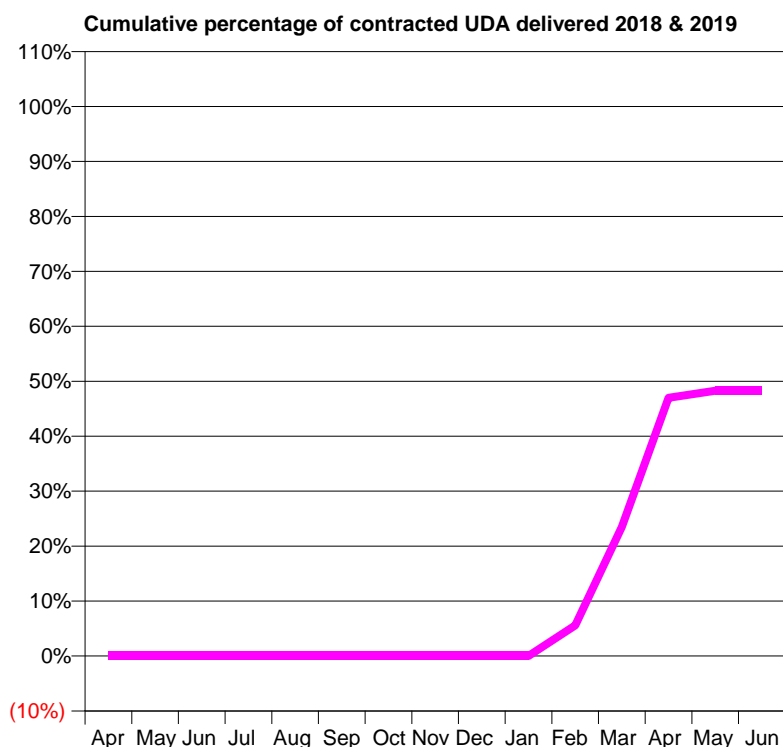
18/19 Contracted general activity (UDA)	2,500
Carry forward general activity (UDA)	0
18/19 Contracted orthodontic activity (UOA)	0
Carry forward orthodontic activity (UOA)	0
Baseline contract value	£68,500.00

ACCESS*

Patients seen in 24 months	Total	Change since previous quarter
Quarter ending March 2018	0	
Quarter ending June 2018	0	
Quarter ending September 2018	0	
Quarter ending December 2018	0	
Quarter ending March 2019	397	
Variance since March 2018	N/A	



ACTIVITY



Month	Adjusted Scheduled Activity (UDA)	
	2018	2019
April	0	0
May	0	0
June	0	0
July	0	0
August	0	0
September	0	0
October	0	0
November	0	0
December	0	0
January	0	0
February	0	140
March	0	587
April	0	1,175
May	0	1,207
June	0	1,207

QUALITY

	Quantity	Base Number	Contract	AT	Region	England
% of FP17s for the same patient ID Re-attending within 3 months - Children	3	67	4.5%	9.7%	11.3%	11.8%
% of FP17s for the same patient ID Re-attending within 3 months - Adults	18	270	6.7%	14.0%	15.4%	15.7%
% of FP17s for the same patient ID Re-attending between 3 & 9 months - Children	0	67	0.0%	61.7%	61.3%	58.9%
% of FP17s for the same patient ID Re-attending between 3 & 9 months - Adults	0	270	0.0%	52.7%	52.1%	50.8%
% of FP17s for Band 1 Urgent Courses	172	725	23.7%	9.8%	9.5%	9.1%
% of FP17s Relating to Free Repair or Replacements	0	725	0.0%	0.6%	0.6%	0.8%
% of FP17s Relating to Continuations	1	725	0.1%	0.9%	0.8%	0.9%
% of Patients satisfied with the dentistry they have received	0	0	N/A	92.2%	92.4%	92.5%
% of Patients satisfied with the time they had to wait for an appointment	0	0	N/A	85.9%	86.3%	87.0%

* This is based on patients treated on this contract for their most recent course of treatment. Figures in italics indicate the base number of FP17s or Patient Questionnaire responses are less than 100. N/A is shown where the base number of responses is less than 10 during the period. % is calculated as Quantity/Base number*100

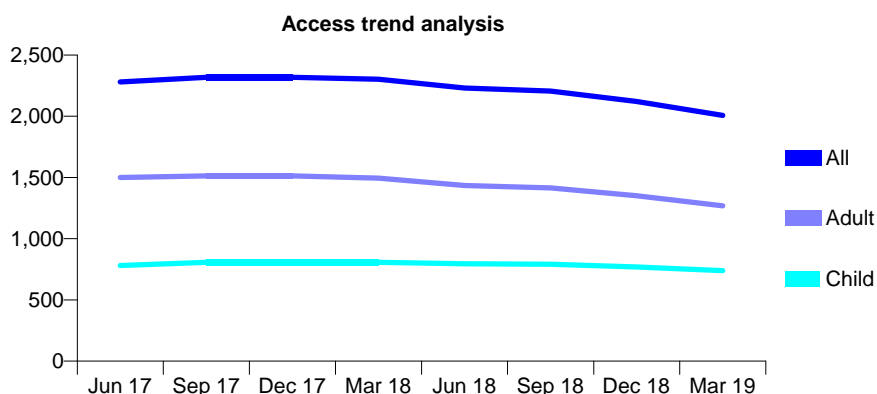
Q70 - Vital Signs At a Glance Contract Report for 101281/0122 - Year end March 2019

Name or company name	OASIS DENTAL CARE LTD
Contract type name	GDS Contract
Purpose of contract	General
Contract start date	01/04/2006
Contract end date	

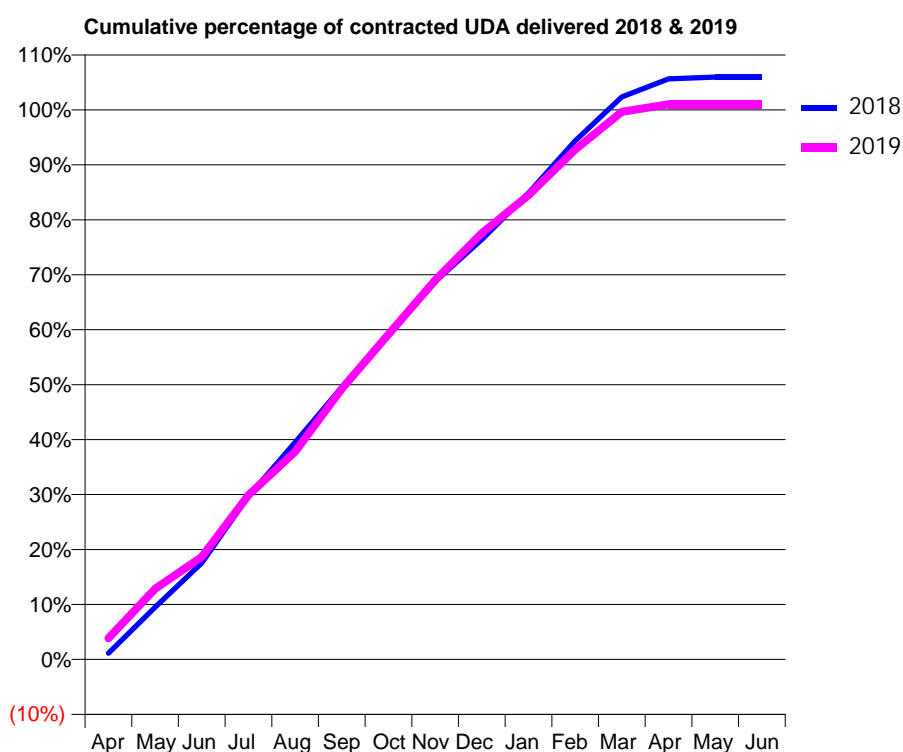
18/19 Contracted general activity (UDA)	4,652
Carry forward general activity (UDA)	0
18/19 Contracted orthodontic activity (UOA)	0
Carry forward orthodontic activity (UOA)	0
Baseline contract value	£112,007.75

ACCESS*

Patients seen in 24 months	Total	Change since previous quarter
Quarter ending March 2018	2,302	
Quarter ending June 2018	2,230	↓
Quarter ending September 2018	2,206	↓
Quarter ending December 2018	2,121	↓
Quarter ending March 2019	2,007	↓
Variance since March 2018	(12.8%)	↓



ACTIVITY



Month	Adjusted Scheduled Activity (UDA)	
	2018	2019
April	52	180
May	443	599
June	817	868
July	1,381	1,390
August	1,838	1,760
September	2,303	2,290
October	2,742	2,752
November	3,198	3,210
December	3,555	3,608
January	3,948	3,929
February	4,390	4,316
March	4,761	4,636
April	4,915	4,699
May	4,930	4,699
June	4,930	4,699

QUALITY

	Quantity	Base Number	Contract	AT	Region	England
% of FP17s for the same patient ID Re-attending within 3 months - Children	114	1,121	10.2%	9.7%	11.3%	11.8%
% of FP17s for the same patient ID Re-attending within 3 months - Adults	317	1,664	19.1%	14.0%	15.4%	15.7%
% of FP17s for the same patient ID Re-attending between 3 & 9 months - Children	657	1,121	58.6%	61.7%	61.3%	58.9%
% of FP17s for the same patient ID Re-attending between 3 & 9 months - Adults	792	1,664	47.6%	52.7%	52.1%	50.8%
% of FP17s for Band 1 Urgent Courses	307	2,735	11.2%	9.8%	9.5%	9.1%
% of FP17s Relating to Free Repair or Replacements	0	2,735	0.0%	0.6%	0.6%	0.8%
% of FP17s Relating to Continuations	20	2,735	0.7%	0.9%	0.8%	0.9%
% of Patients satisfied with the dentistry they have received	0	0	N/A	92.2%	92.4%	92.5%
% of Patients satisfied with the time they had to wait for an appointment	0	0	N/A	85.9%	86.3%	87.0%

* This is based on patients treated on this contract for their most recent course of treatment. Figures in italics indicate the base number of FP17s or Patient Questionnaire responses are less than 100. N/A is shown where the base number of responses is less than 10 during the period. % is calculated as Quantity/Base number*100

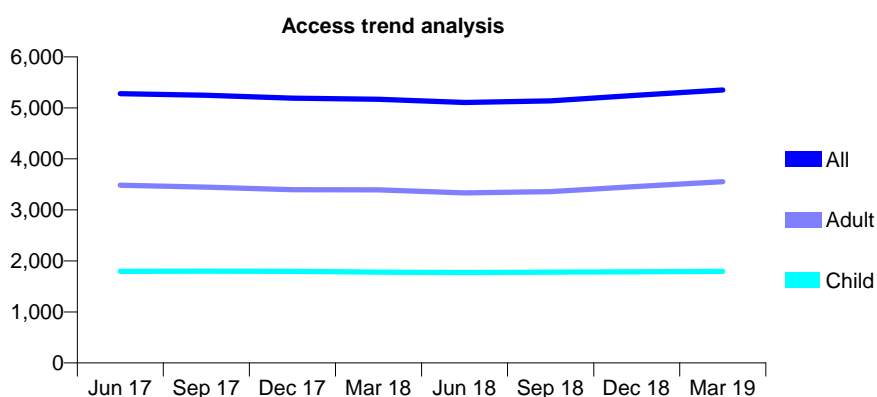
Q70 - Vital Signs At a Glance Contract Report for 101281/0124 - Year end March 2019

Name or company name	OASIS DENTAL CARE LTD
Contract type name	GDS Contract
Purpose of contract	General
Contract start date	01/04/2006
Contract end date	

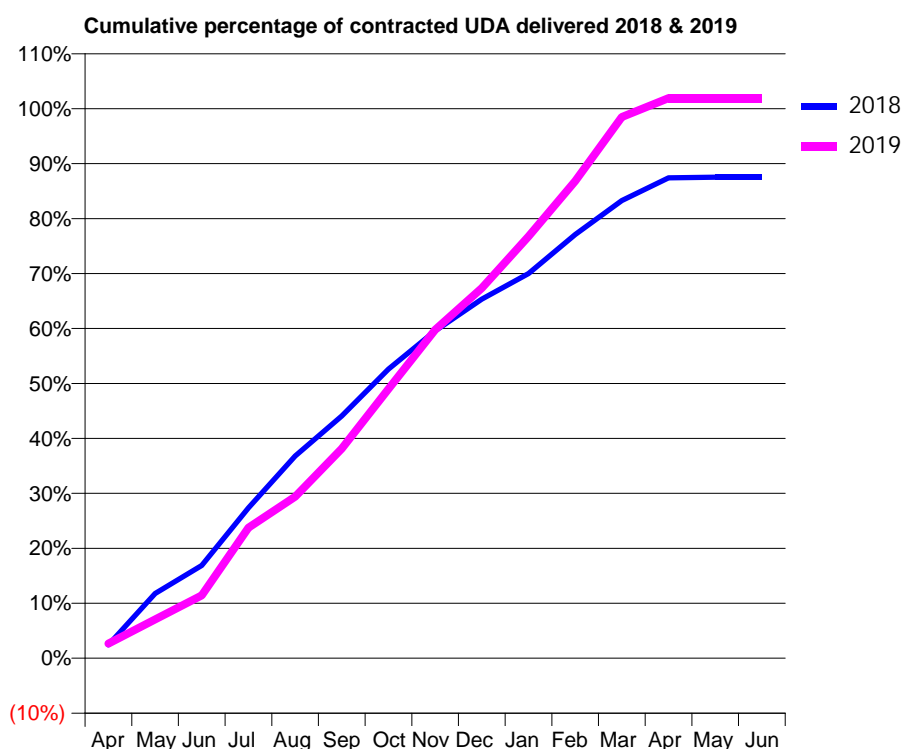
18/19 Contracted general activity (UDA)	13,263
Carry forward general activity (UDA)	0
18/19 Contracted orthodontic activity (UOA)	0
Carry forward orthodontic activity (UOA)	0
Baseline contract value	£325,327.41

ACCESS*

Patients seen in 24 months	Total	Change since previous quarter
Quarter ending March 2018	5,170	
Quarter ending June 2018	5,104	↓
Quarter ending September 2018	5,135	→
Quarter ending December 2018	5,245	↑
Quarter ending March 2019	5,350	↑
Variance since March 2018	3.5%	↑



ACTIVITY



Adjusted Scheduled Activity (UDA)		
Month	2018	2019
April	323	354
May	1,563	939
June	2,239	1,516
July	3,628	3,148
August	4,879	3,898
September	5,845	5,059
October	6,981	6,501
November	7,900	7,928
December	8,667	8,935
January	9,285	10,177
February	10,228	11,519
March	11,044	13,058
April	11,594	13,516
May	11,607	13,516
June	11,607	13,516

QUALITY

	Quantity	Base Number	Contract	AT	Region	England
% of FP17s for the same patient ID Re-attending within 3 months - Children	181	2,773	6.5%	9.7%	11.3%	11.8%
% of FP17s for the same patient ID Re-attending within 3 months - Adults	696	4,940	14.1%	14.0%	15.4%	15.7%
% of FP17s for the same patient ID Re-attending between 3 & 9 months - Children	1,602	2,773	57.8%	61.7%	61.3%	58.9%
% of FP17s for the same patient ID Re-attending between 3 & 9 months - Adults	2,230	4,940	45.1%	52.7%	52.1%	50.8%
% of FP17s for Band 1 Urgent Courses	741	7,565	9.8%	9.8%	9.5%	9.1%
% of FP17s Relating to Free Repair or Replacements	50	7,565	0.7%	0.6%	0.6%	0.8%
% of FP17s Relating to Continuations	91	7,565	1.2%	0.9%	0.8%	0.9%
% of Patients satisfied with the dentistry they have received	1	2	N/A	92.2%	92.4%	92.5%
% of Patients satisfied with the time they had to wait for an appointment	1	2	N/A	85.9%	86.3%	87.0%

* This is based on patients treated on this contract for their most recent course of treatment.

Figures in italics indicate the base number of FP17s or Patient Questionnaire responses are less than 100. N/A is shown where the base number of responses is less than 10 during the period. % is calculated as Quantity/Base number*100

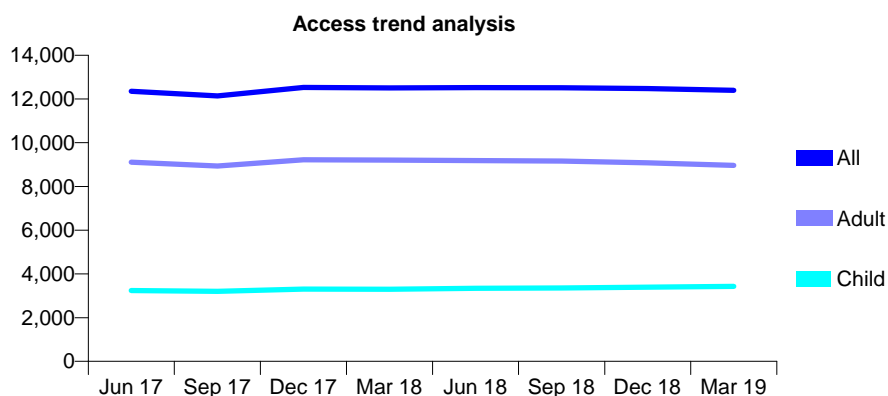
Q70 - Vital Signs At a Glance Contract Report for 101281/0193 - Year end March 2019

Name or company name	OASIS DENTAL CARE LTD
Contract type name	GDS Contract
Purpose of contract	General
Contract start date	01/02/2009
Contract end date	

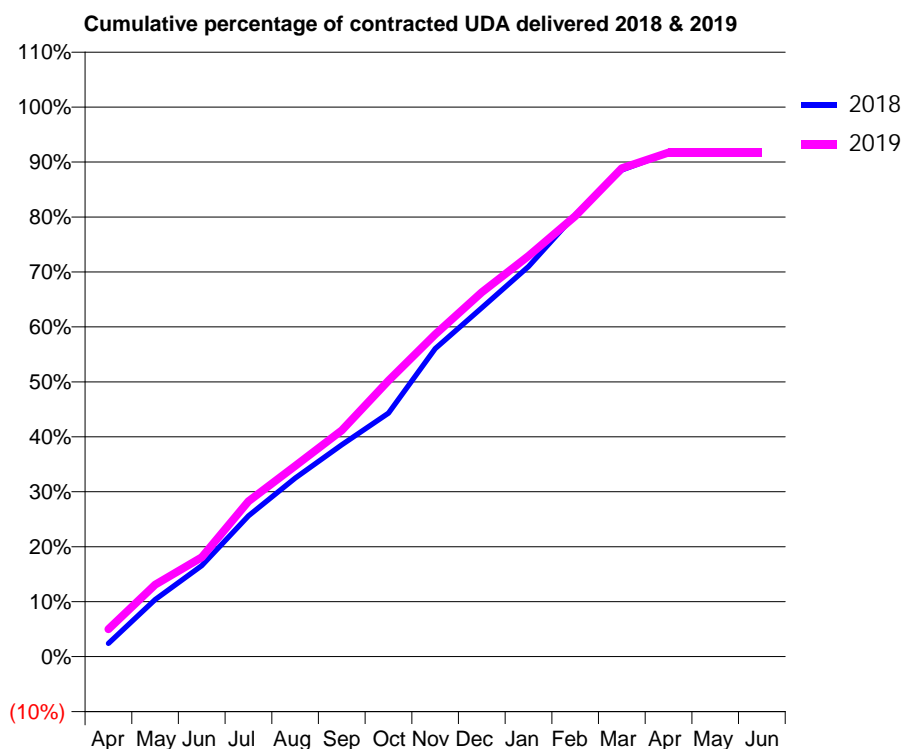
18/19 Contracted general activity (UDA)	35,100
Carry forward general activity (UDA)	0
18/19 Contracted orthodontic activity (UOA)	0
Carry forward orthodontic activity (UOA)	0
Baseline contract value	£770,070.66

ACCESS*

Patients seen in 24 months	Total	Change since previous quarter
Quarter ending March 2018	12,509	
Quarter ending June 2018	12,522	→
Quarter ending September 2018	12,513	→
Quarter ending December 2018	12,476	→
Quarter ending March 2019	12,398	→
Variance since March 2018	(0.9%)	→



ACTIVITY



Month	Adjusted Scheduled Activity (UDA)	
	2018	2019
April	848	1,754
May	3,652	4,599
June	5,815	6,338
July	8,989	9,915
August	11,400	12,176
September	13,529	14,446
October	15,549	17,627
November	19,674	20,582
December	22,274	23,269
January	24,916	25,592
February	28,212	28,136
March	31,073	31,186
April	32,177	32,193
May	32,177	32,191
June	32,177	32,191

QUALITY

	Quantity	Base Number	Contract	AT	Region	England
% of FP17s for the same patient ID Re-attending within 3 months - Children	370	5,187	7.1%	9.7%	11.3%	11.8%
% of FP17s for the same patient ID Re-attending within 3 months - Adults	1,648	12,823	12.9%	14.0%	15.4%	15.7%
% of FP17s for the same patient ID Re-attending between 3 & 9 months - Children	3,180	5,187	61.3%	61.7%	61.3%	58.9%
% of FP17s for the same patient ID Re-attending between 3 & 9 months - Adults	8,014	12,823	62.5%	52.7%	52.1%	50.8%
% of FP17s for Band 1 Urgent Courses	1,994	17,841	11.2%	9.8%	9.5%	9.1%
% of FP17s Relating to Free Repair or Replacements	111	17,841	0.6%	0.6%	0.6%	0.8%
% of FP17s Relating to Continuations	111	17,841	0.6%	0.9%	0.8%	0.9%
% of Patients satisfied with the dentistry they have received	5	5	N/A	92.2%	92.4%	92.5%
% of Patients satisfied with the time they had to wait for an appointment	5	5	N/A	85.9%	86.3%	87.0%

* This is based on patients treated on this contract for their most recent course of treatment. Figures in italics indicate the base number of FP17s or Patient Questionnaire responses are less than 100. N/A is shown where the base number of responses is less than 10 during the period. % is calculated as Quantity/Base number*100

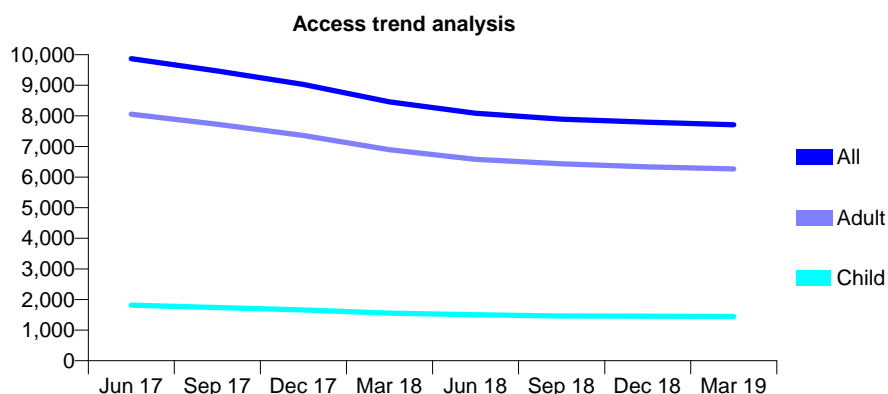
Q70 - Vital Signs At a Glance Contract Report for 101338/0001 - Year end March 2019

Name or company name	Whitecross Dental Care Limited
Contract type name	GDS Contract
Purpose of contract	General
Contract start date	01/04/2006
Contract end date	

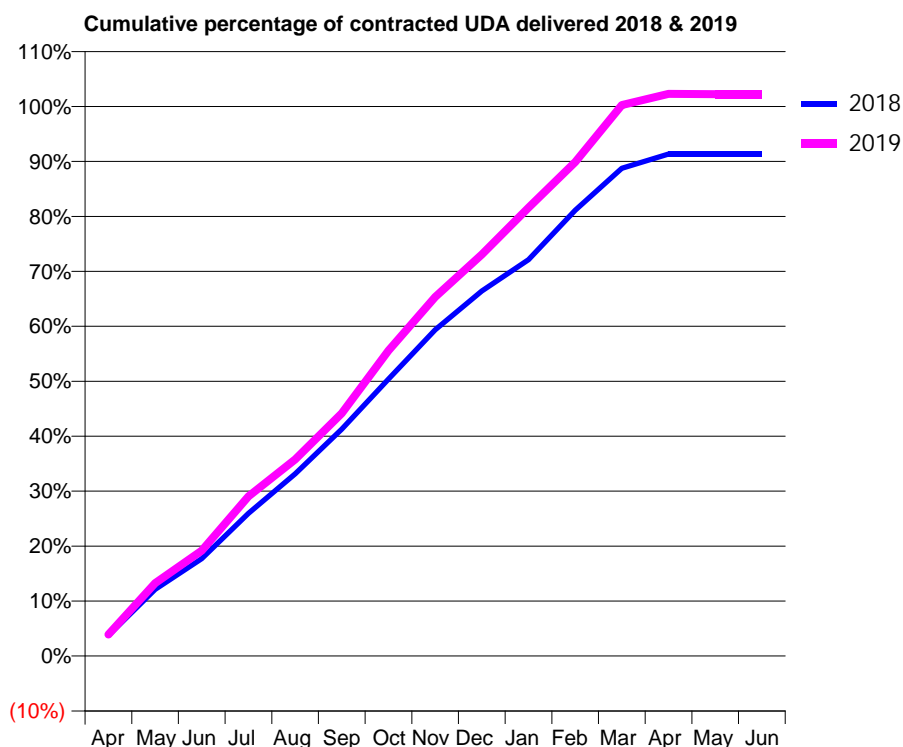
18/19 Contracted general activity (UDA)	23,000
Carry forward general activity (UDA)	0
18/19 Contracted orthodontic activity (UOA)	0
Carry forward orthodontic activity (UOA)	0
Baseline contract value	£566,271.27

ACCESS*

Patients seen in 24 months	Total	Change since previous quarter
Quarter ending March 2018	8,456	
Quarter ending June 2018	8,086	↓
Quarter ending September 2018	7,894	↓
Quarter ending December 2018	7,792	↓
Quarter ending March 2019	7,711	↓
Variance since March 2018	(8.8%)	↓



ACTIVITY



Month	Adjusted Scheduled Activity (UDA)	
	2018	2019
April	861	901
May	2,789	3,052
June	4,076	4,415
July	5,977	6,683
August	7,628	8,229
September	9,498	10,162
October	11,589	12,783
November	13,652	15,027
December	15,273	16,802
January	16,582	18,763
February	18,656	20,677
March	20,413	23,062
April	21,012	23,528
May	21,008	23,514
June	21,007	23,513

QUALITY

	Quantity	Base Number	Contract	AT	Region	England
% of FP17s for the same patient ID Re-attending within 3 months - Children	135	2,196	6.1%	9.7%	11.3%	11.8%
% of FP17s for the same patient ID Re-attending within 3 months - Adults	1,173	8,818	13.3%	14.0%	15.4%	15.7%
% of FP17s for the same patient ID Re-attending between 3 & 9 months - Children	1,193	2,196	54.3%	61.7%	61.3%	58.9%
% of FP17s for the same patient ID Re-attending between 3 & 9 months - Adults	4,124	8,818	46.8%	52.7%	52.1%	50.8%
% of FP17s for Band 1 Urgent Courses	1,027	10,956	9.4%	9.8%	9.5%	9.1%
% of FP17s Relating to Free Repair or Replacements	68	10,956	0.6%	0.6%	0.6%	0.8%
% of FP17s Relating to Continuations	175	10,956	1.6%	0.9%	0.8%	0.9%
% of Patients satisfied with the dentistry they have received	2	2	N/A	92.2%	92.4%	92.5%
% of Patients satisfied with the time they had to wait for an appointment	2	2	N/A	85.9%	86.3%	87.0%

* This is based on patients treated on this contract for their most recent course of treatment. Figures in italics indicate the base number of FP17s or Patient Questionnaire responses are less than 100. N/A is shown where the base number of responses is less than 10 during the period. % is calculated as Quantity/Base number*100

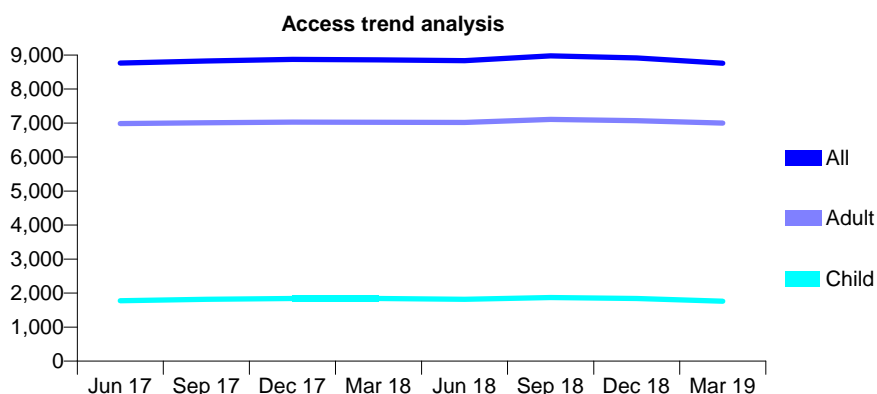
Q70 - Vital Signs At a Glance Contract Report for 101338/0002 - Year end March 2019

Name or company name	Whitecross Dental Care Limited
Contract type name	GDS Contract
Purpose of contract	General
Contract start date	01/04/2006
Contract end date	

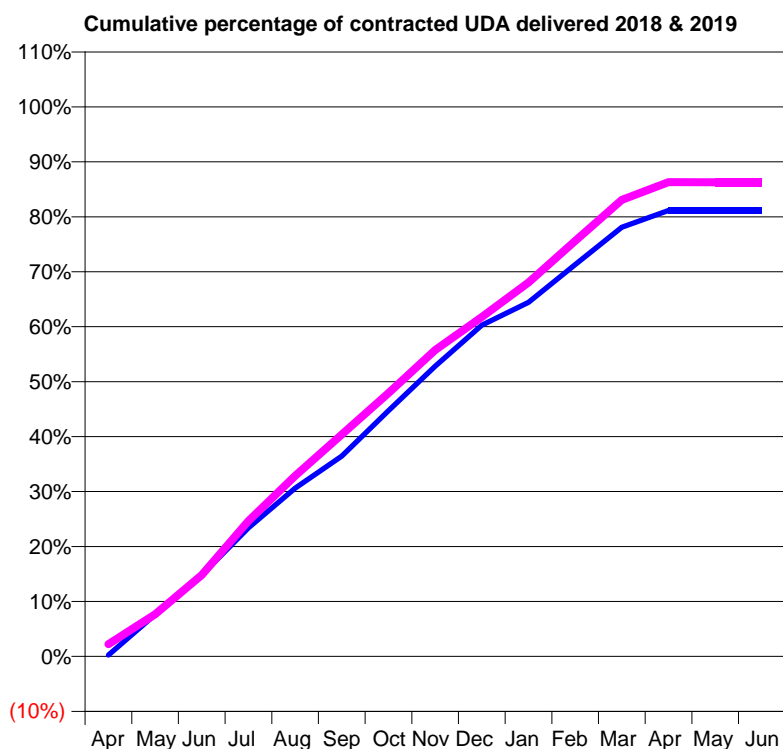
18/19 Contracted general activity (UDA)	26,962
Carry forward general activity (UDA)	0
18/19 Contracted orthodontic activity (UOA)	0
Carry forward orthodontic activity (UOA)	0
Baseline contract value	£663,817.67

ACCESS*

Patients seen in 24 months	Total	Change since previous quarter
Quarter ending March 2018	8,861	
Quarter ending June 2018	8,835	→
Quarter ending September 2018	8,977	→
Quarter ending December 2018	8,914	→
Quarter ending March 2019	8,759	↓
Variance since March 2018	(1.2%)	↓



ACTIVITY



Month	Adjusted Scheduled Activity (UDA)	
	2018	2019
April	70	606
May	2,049	2,068
June	3,994	3,992
July	6,308	6,645
August	8,258	8,860
September	9,834	10,886
October	12,052	12,920
November	14,240	15,029
December	16,251	16,649
January	17,371	18,348
February	19,224	20,392
March	21,056	22,400
April	21,882	23,268
May	21,876	23,264
June	21,874	23,264

QUALITY

	Quantity	Base Number	Contract	AT	Region	England
% of FP17s for the same patient ID Re-attending within 3 months - Children	107	2,174	4.9%	9.7%	11.3%	11.8%
% of FP17s for the same patient ID Re-attending within 3 months - Adults	1,007	9,095	11.1%	14.0%	15.4%	15.7%
% of FP17s for the same patient ID Re-attending between 3 & 9 months - Children	932	2,174	42.9%	61.7%	61.3%	58.9%
% of FP17s for the same patient ID Re-attending between 3 & 9 months - Adults	4,268	9,095	46.9%	52.7%	52.1%	50.8%
% of FP17s for Band 1 Urgent Courses	1,209	11,291	10.7%	9.8%	9.5%	9.1%
% of FP17s Relating to Free Repair or Replacements	30	11,291	0.3%	0.6%	0.6%	0.8%
% of FP17s Relating to Continuations	125	11,291	1.1%	0.9%	0.8%	0.9%
% of Patients satisfied with the dentistry they have received	4	4	N/A	92.2%	92.4%	92.5%
% of Patients satisfied with the time they had to wait for an appointment	4	4	N/A	85.9%	86.3%	87.0%

* This is based on patients treated on this contract for their most recent course of treatment. Figures in italics indicate the base number of FP17s or Patient Questionnaire responses are less than 100. N/A is shown where the base number of responses is less than 10 during the period. % is calculated as Quantity/Base number*100

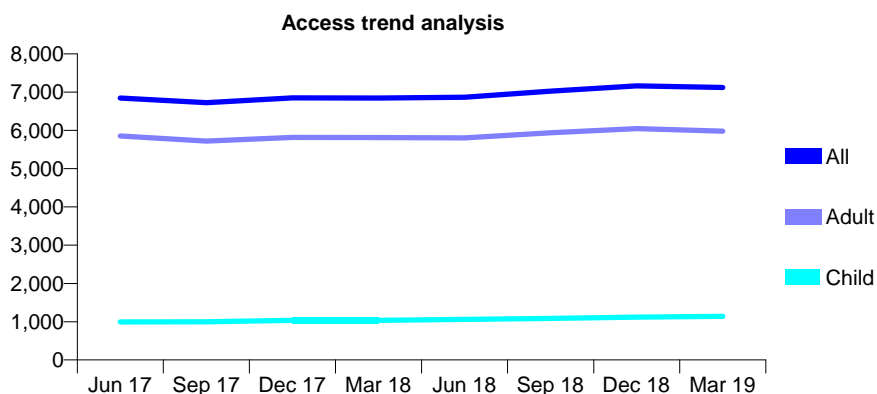
Q70 - Vital Signs At a Glance Contract Report for 101338/0003 - Year end March 2019

Name or company name	Whitecross Dental Care Limited
Contract type name	GDS Contract
Purpose of contract	General
Contract start date	01/04/2006
Contract end date	

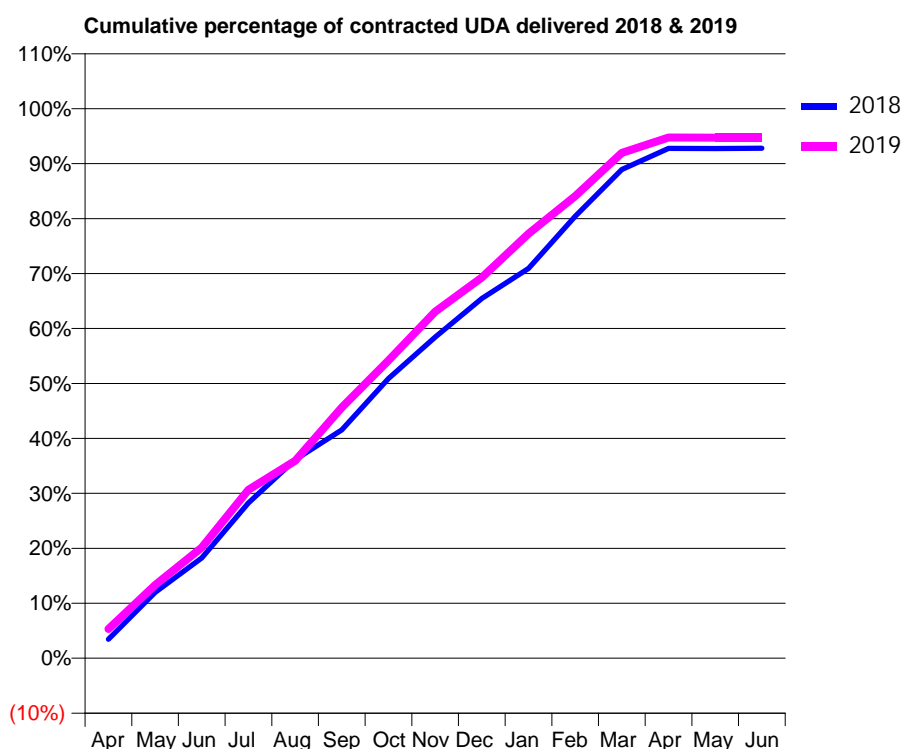
18/19 Contracted general activity (UDA)	20,000
Carry forward general activity (UDA)	0
18/19 Contracted orthodontic activity (UOA)	0
Carry forward orthodontic activity (UOA)	0
Baseline contract value	£574,190.57

ACCESS*

Patients seen in 24 months	Total	Change since previous quarter
Quarter ending March 2018	6,846	
Quarter ending June 2018	6,866	→
Quarter ending September 2018	7,024	↑
Quarter ending December 2018	7,166	↑
Quarter ending March 2019	7,119	→
Variance since March 2018	4.0%	↑



ACTIVITY



Month	Adjusted Scheduled Activity (UDA)	
	2018	2019
April	690	1,064
May	2,398	2,667
June	3,651	4,029
July	5,654	6,134
August	7,225	7,185
September	8,312	9,128
October	10,178	10,834
November	11,692	12,611
December	13,091	13,856
January	14,186	15,451
February	16,088	16,819
March	17,784	18,392
April	18,550	18,952
May	18,548	18,947
June	18,563	18,947

QUALITY

	Quantity	Base Number	Contract	AT	Region	England
% of FP17s for the same patient ID Re-attending within 3 months - Children	127	1,660	7.7%	9.7%	11.3%	11.8%
% of FP17s for the same patient ID Re-attending within 3 months - Adults	929	7,529	12.3%	14.0%	15.4%	15.7%
% of FP17s for the same patient ID Re-attending between 3 & 9 months - Children	858	1,660	51.7%	61.7%	61.3%	58.9%
% of FP17s for the same patient ID Re-attending between 3 & 9 months - Adults	3,192	7,529	42.4%	52.7%	52.1%	50.8%
% of FP17s for Band 1 Urgent Courses	1,206	9,103	13.2%	9.8%	9.5%	9.1%
% of FP17s Relating to Free Repair or Replacements	129	9,103	1.4%	0.6%	0.6%	0.8%
% of FP17s Relating to Continuations	191	9,103	2.1%	0.9%	0.8%	0.9%
% of Patients satisfied with the dentistry they have received	1	2	N/A	92.2%	92.4%	92.5%
% of Patients satisfied with the time they had to wait for an appointment	1	2	N/A	85.9%	86.3%	87.0%

* This is based on patients treated on this contract for their most recent course of treatment. Figures in italics indicate the base number of FP17s or Patient Questionnaire responses are less than 100. N/A is shown where the base number of responses is less than 10 during the period. % is calculated as Quantity/Base number*100

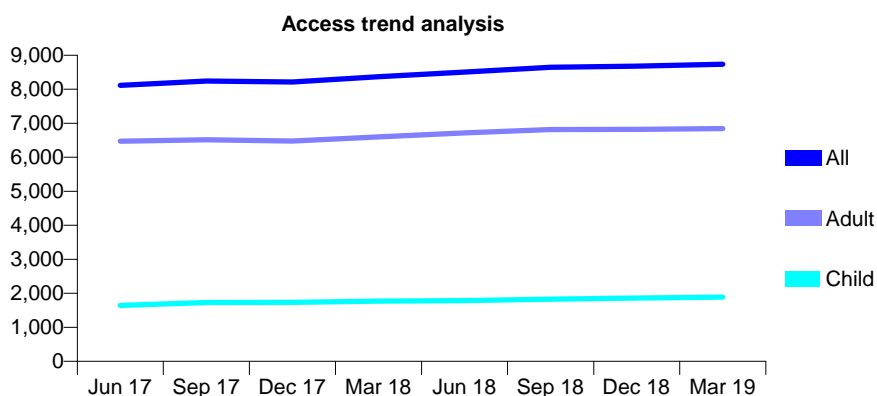
Q70 - Vital Signs At a Glance Contract Report for 101338/0015 - Year end March 2019

Name or company name	Whitecross Dental Care Limited
Contract type name	GDS Contract
Purpose of contract	General
Contract start date	01/04/2006
Contract end date	

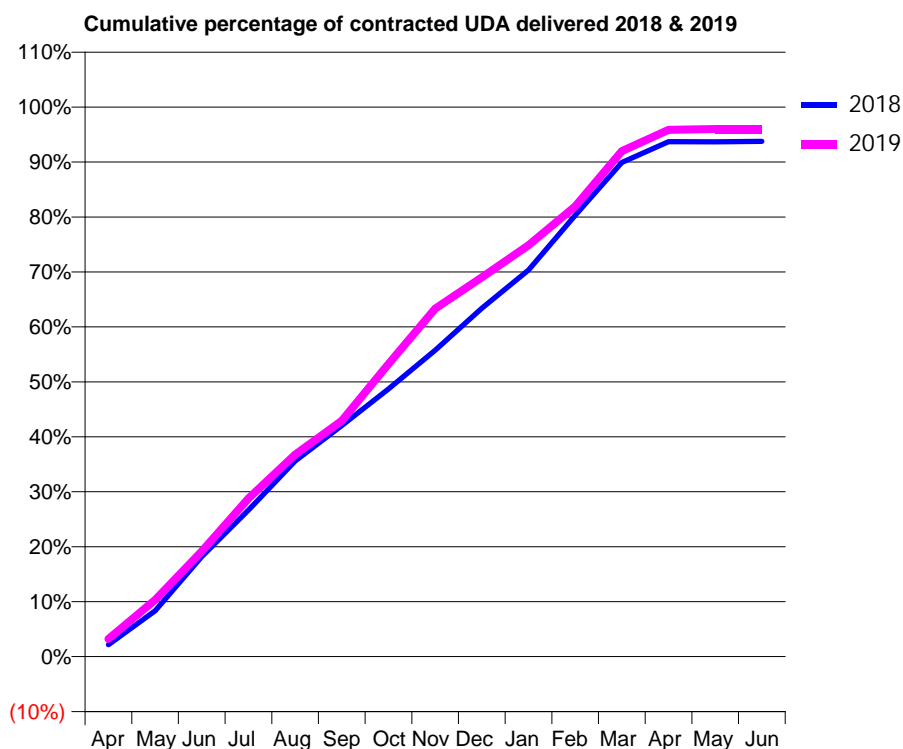
18/19 Contracted general activity (UDA)	23,000
Carry forward general activity (UDA)	0
18/19 Contracted orthodontic activity (UOA)	0
Carry forward orthodontic activity (UOA)	0
Baseline contract value	£660,319.16

ACCESS*

Patients seen in 24 months	Total	Change since previous quarter
Quarter ending March 2018	8,372	
Quarter ending June 2018	8,503	→
Quarter ending September 2018	8,646	→
Quarter ending December 2018	8,682	→
Quarter ending March 2019	8,736	→
Variance since March 2018	4.3%	↑



ACTIVITY



Month	Adjusted Scheduled Activity (UDA)	
	2018	2019
April	499	742
May	1,919	2,374
June	4,183	4,408
July	6,129	6,622
August	8,192	8,460
September	9,669	9,873
October	11,206	12,246
November	12,821	14,565
December	14,574	15,873
January	16,176	17,215
February	18,472	18,845
March	20,683	21,159
April	21,550	22,044
May	21,549	22,078
June	21,565	22,078

QUALITY

	Quantity	Base Number	Contract	AT	Region	England
% of FP17s for the same patient ID Re-attending within 3 months - Children	104	2,520	4.1%	9.7%	11.3%	11.8%
% of FP17s for the same patient ID Re-attending within 3 months - Adults	855	8,399	10.2%	14.0%	15.4%	15.7%
% of FP17s for the same patient ID Re-attending between 3 & 9 months - Children	1,217	2,520	48.3%	61.7%	61.3%	58.9%
% of FP17s for the same patient ID Re-attending between 3 & 9 months - Adults	3,188	8,399	38.0%	52.7%	52.1%	50.8%
% of FP17s for Band 1 Urgent Courses	752	10,875	6.9%	9.8%	9.5%	9.1%
% of FP17s Relating to Free Repair or Replacements	26	10,875	0.2%	0.6%	0.6%	0.8%
% of FP17s Relating to Continuations	188	10,875	1.7%	0.9%	0.8%	0.9%
% of Patients satisfied with the dentistry they have received	7	8	N/A	92.2%	92.4%	92.5%
% of Patients satisfied with the time they had to wait for an appointment	8	8	N/A	85.9%	86.3%	87.0%

* This is based on patients treated on this contract for their most recent course of treatment. Figures in italics indicate the base number of FP17s or Patient Questionnaire responses are less than 100. N/A is shown where the base number of responses is less than 10 during the period. % is calculated as Quantity/Base number*100

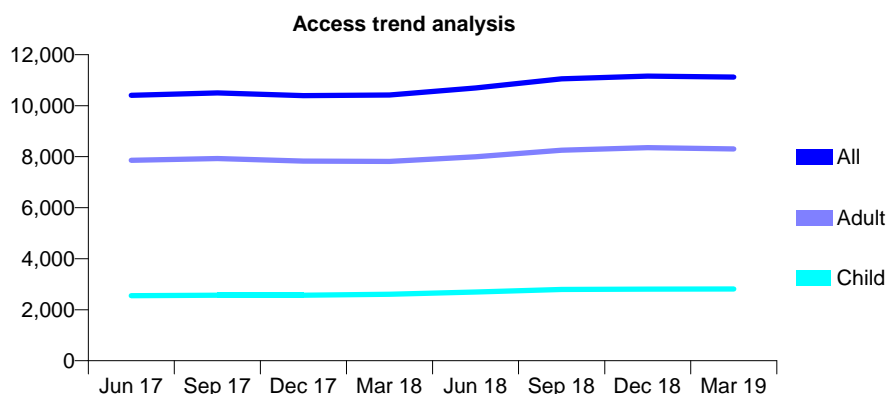
Q70 - Vital Signs At a Glance Contract Report for 101338/0018 - Year end March 2019

Name or company name	Whitecross Dental Care Limited
Contract type name	GDS Contract
Purpose of contract	General
Contract start date	01/04/2006
Contract end date	

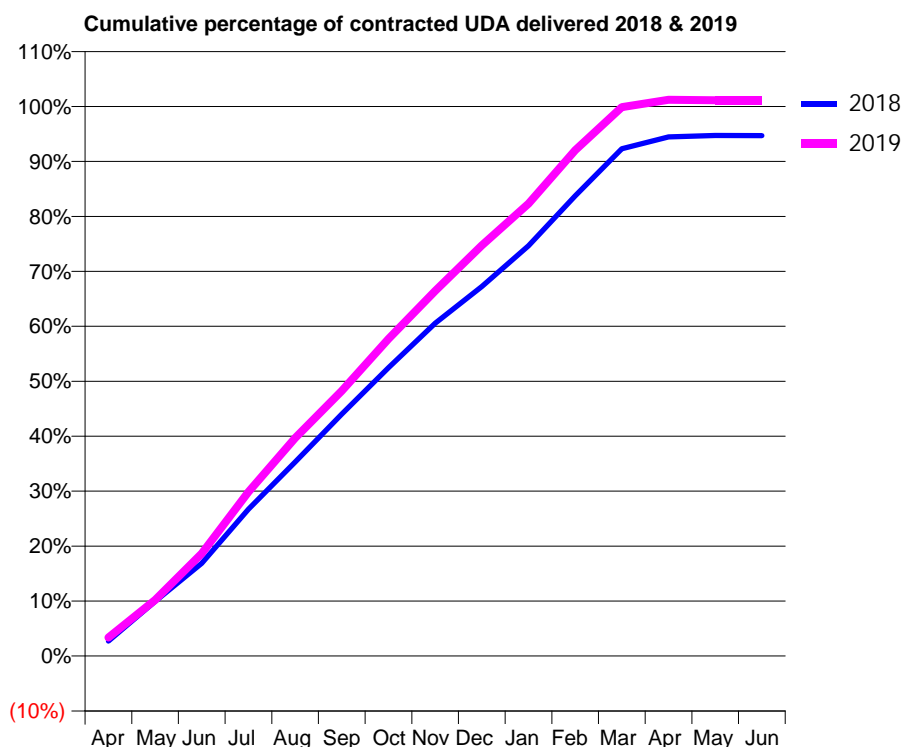
18/19 Contracted general activity (UDA)	28,215
Carry forward general activity (UDA)	0
18/19 Contracted orthodontic activity (UOA)	0
Carry forward orthodontic activity (UOA)	0
Baseline contract value	£752,092.65

ACCESS*

Patients seen in 24 months	Total	Change since previous quarter
Quarter ending March 2018	10,420	
Quarter ending June 2018	10,693	↑
Quarter ending September 2018	11,052	↑
Quarter ending December 2018	11,159	→
Quarter ending March 2019	11,118	→
Variance since March 2018	6.7%	↑



ACTIVITY



Month	Adjusted Scheduled Activity (UDA)	
	2018	2019
April	770	950
May	2,801	2,876
June	4,759	5,263
July	7,542	8,422
August	9,966	11,201
September	12,417	13,612
October	14,800	16,275
November	17,084	18,742
December	18,970	21,076
January	21,065	23,229
February	23,623	25,969
March	26,040	28,177
April	26,651	28,557
May	26,724	28,536
June	26,721	28,532

QUALITY

	Quantity	Base Number	Contract	AT	Region	England
% of FP17s for the same patient ID Re-attending within 3 months - Children	122	4,088	3.0%	9.7%	11.3%	11.8%
% of FP17s for the same patient ID Re-attending within 3 months - Adults	611	10,317	5.9%	14.0%	15.4%	15.7%
% of FP17s for the same patient ID Re-attending between 3 & 9 months - Children	2,490	4,088	60.9%	61.7%	61.3%	58.9%
% of FP17s for the same patient ID Re-attending between 3 & 9 months - Adults	3,811	10,317	36.9%	52.7%	52.1%	50.8%
% of FP17s for Band 1 Urgent Courses	869	14,206	6.1%	9.8%	9.5%	9.1%
% of FP17s Relating to Free Repair or Replacements	63	14,206	0.4%	0.6%	0.6%	0.8%
% of FP17s Relating to Continuations	108	14,206	0.8%	0.9%	0.8%	0.9%
% of Patients satisfied with the dentistry they have received	2	2	N/A	92.2%	92.4%	92.5%
% of Patients satisfied with the time they had to wait for an appointment	2	2	N/A	85.9%	86.3%	87.0%

* This is based on patients treated on this contract for their most recent course of treatment. Figures in italics indicate the base number of FP17s or Patient Questionnaire responses are less than 100. N/A is shown where the base number of responses is less than 10 during the period. % is calculated as Quantity/Base number*100

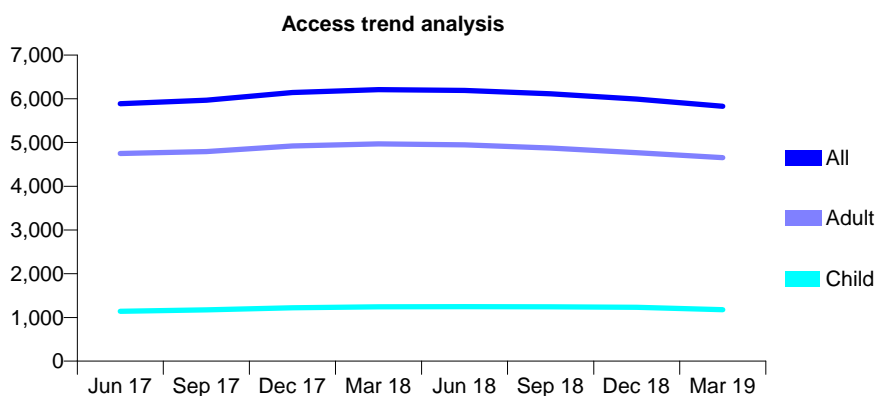
Q70 - Vital Signs At a Glance Contract Report for 101338/0026 - Year end March 2019

Name or company name	Whitecross Dental Care Limited
Contract type name	GDS Contract
Purpose of contract	General
Contract start date	01/04/2006
Contract end date	

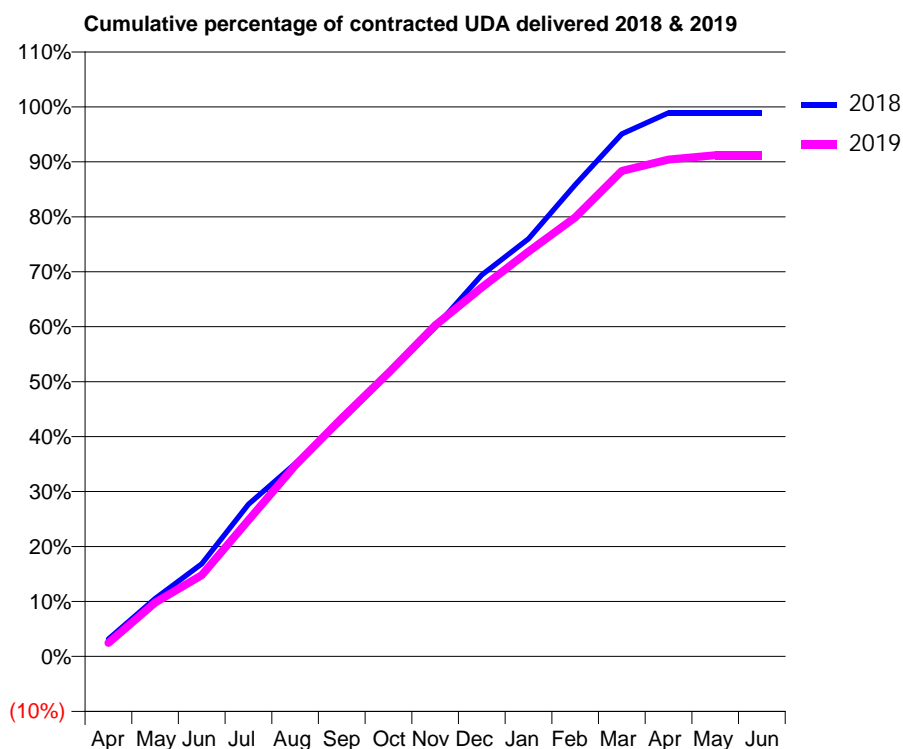
18/19 Contracted general activity (UDA)	13,392
Carry forward general activity (UDA)	178
18/19 Contracted orthodontic activity (UOA)	0
Carry forward orthodontic activity (UOA)	0
Baseline contract value	£329,717.59

ACCESS*

Patients seen in 24 months	Total	Change since previous quarter
Quarter ending March 2018	6,210	
Quarter ending June 2018	6,191	→
Quarter ending September 2018	6,114	↓
Quarter ending December 2018	5,995	↓
Quarter ending March 2019	5,829	↓
Variance since March 2018	(6.1%)	↓



ACTIVITY



Month	Adjusted Scheduled Activity (UDA)	
	2018	2019
April	518	329
May	1,727	1,316
June	2,763	1,980
July	4,536	3,321
August	5,750	4,654
September	7,037	5,806
October	8,429	6,911
November	9,819	8,067
December	11,377	8,991
January	12,458	9,865
February	14,073	10,701
March	15,582	11,831
April	16,211	12,109
May	16,214	12,214
June	16,214	12,211

QUALITY

	Quantity	Base Number	Contract	AT	Region	England
% of FP17s for the same patient ID Re-attending within 3 months - Children	56	1,459	3.8%	9.7%	11.3%	11.8%
% of FP17s for the same patient ID Re-attending within 3 months - Adults	395	5,121	7.7%	14.0%	15.4%	15.7%
% of FP17s for the same patient ID Re-attending between 3 & 9 months - Children	900	1,459	61.7%	61.7%	61.3%	58.9%
% of FP17s for the same patient ID Re-attending between 3 & 9 months - Adults	2,558	5,121	50.0%	52.7%	52.1%	50.8%
% of FP17s for Band 1 Urgent Courses	637	6,564	9.7%	9.8%	9.5%	9.1%
% of FP17s Relating to Free Repair or Replacements	33	6,564	0.5%	0.6%	0.6%	0.8%
% of FP17s Relating to Continuations	62	6,564	0.9%	0.9%	0.8%	0.9%
% of Patients satisfied with the dentistry they have received	2	2	N/A	92.2%	92.4%	92.5%
% of Patients satisfied with the time they had to wait for an appointment	1	2	N/A	85.9%	86.3%	87.0%

* This is based on patients treated on this contract for their most recent course of treatment. Figures in italics indicate the base number of FP17s or Patient Questionnaire responses are less than 100. N/A is shown where the base number of responses is less than 10 during the period. % is calculated as Quantity/Base number*100

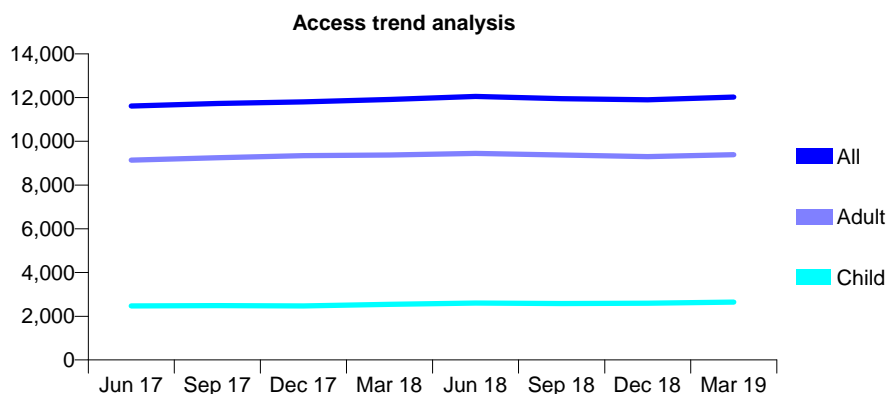
Q70 - Vital Signs At a Glance Contract Report for 101338/0034 - Year end March 2019

Name or company name	Whitecross Dental Care Limited
Contract type name	GDS Contract
Purpose of contract	General
Contract start date	01/04/2006
Contract end date	

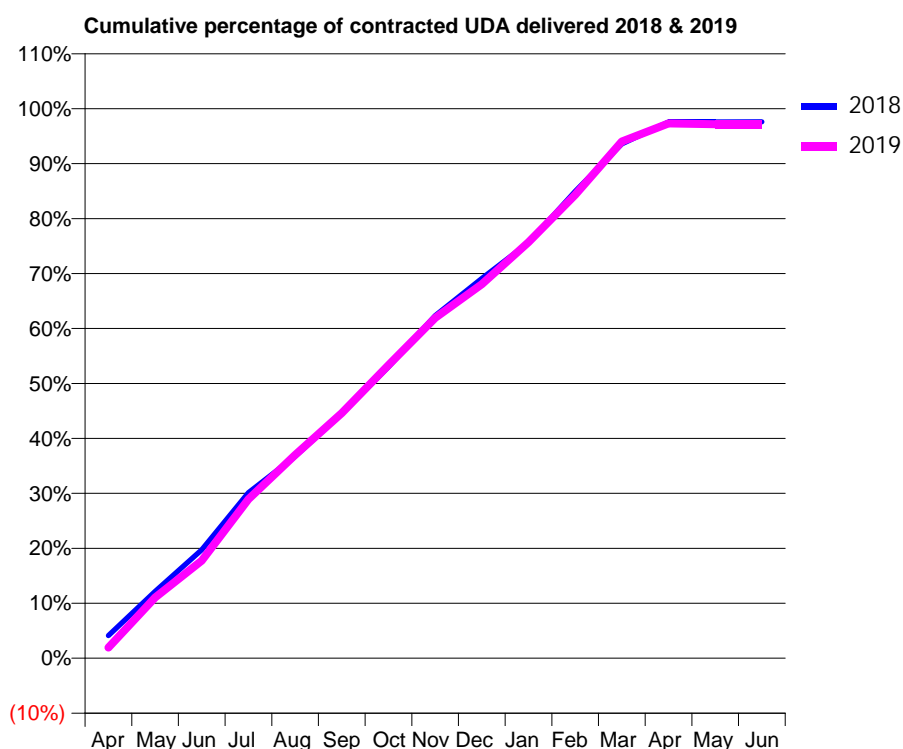
18/19 Contracted general activity (UDA)	34,000
Carry forward general activity (UDA)	822
18/19 Contracted orthodontic activity (UOA)	0
Carry forward orthodontic activity (UOA)	0
Baseline contract value	£976,123.98

ACCESS*

Patients seen in 24 months	Total	Change since previous quarter
Quarter ending March 2018	11,911	
Quarter ending June 2018	12,049	→
Quarter ending September 2018	11,955	→
Quarter ending December 2018	11,900	→
Quarter ending March 2019	12,029	→
Variance since March 2018	1.0%	→



ACTIVITY



Month	Adjusted Scheduled Activity (UDA)	
	2018	2019
April	1,407	661
May	4,141	3,757
June	6,708	6,036
July	10,244	9,838
August	12,500	12,579
September	15,143	15,167
October	18,027	18,134
November	21,195	21,050
December	23,496	23,142
January	25,717	25,742
February	28,886	28,668
March	31,818	31,968
April	33,176	33,081
May	33,173	33,043
June	33,178	33,043

QUALITY

	Quantity	Base Number	Contract	AT	Region	England
% of FP17s for the same patient ID Re-attending within 3 months - Children	321	3,794	8.5%	9.7%	11.3%	11.8%
% of FP17s for the same patient ID Re-attending within 3 months - Adults	1,715	11,993	14.3%	14.0%	15.4%	15.7%
% of FP17s for the same patient ID Re-attending between 3 & 9 months - Children	2,020	3,794	53.2%	61.7%	61.3%	58.9%
% of FP17s for the same patient ID Re-attending between 3 & 9 months - Adults	5,079	11,993	42.3%	52.7%	52.1%	50.8%
% of FP17s for Band 1 Urgent Courses	1,642	15,716	10.4%	9.8%	9.5%	9.1%
% of FP17s Relating to Free Repair or Replacements	174	15,716	1.1%	0.6%	0.6%	0.8%
% of FP17s Relating to Continuations	388	15,716	2.5%	0.9%	0.8%	0.9%
% of Patients satisfied with the dentistry they have received	4	4	N/A	92.2%	92.4%	92.5%
% of Patients satisfied with the time they had to wait for an appointment	3	4	N/A	85.9%	86.3%	87.0%

* This is based on patients treated on this contract for their most recent course of treatment.

Figures in italics indicate the base number of FP17s or Patient Questionnaire responses are less than 100. N/A is shown where the base number of responses is less than 10 during the period. % is calculated as Quantity/Base number*100

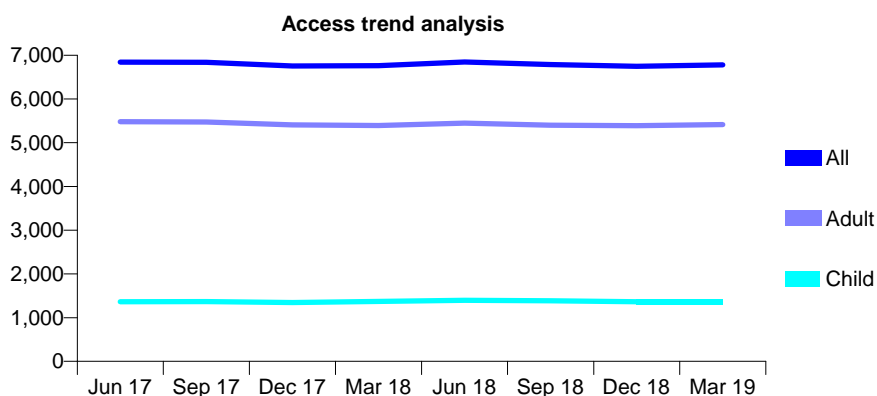
Q70 - Vital Signs At a Glance Contract Report for 101338/0036 - Year end March 2019

Name or company name	Whitecross Dental Care Limited
Contract type name	GDS Contract
Purpose of contract	General
Contract start date	01/04/2006
Contract end date	

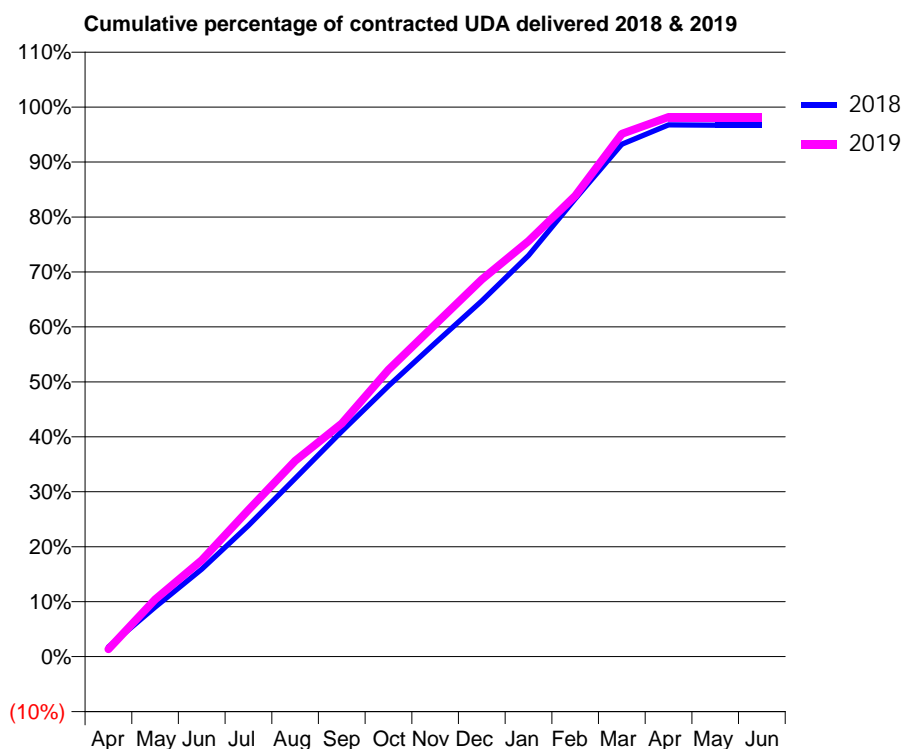
18/19 Contracted general activity (UDA)	20,250
Carry forward general activity (UDA)	669
18/19 Contracted orthodontic activity (UOA)	0
Carry forward orthodontic activity (UOA)	0
Baseline contract value	£581,367.97

ACCESS*

Patients seen in 24 months	Total	Change since previous quarter
Quarter ending March 2018	6,764	
Quarter ending June 2018	6,845	→
Quarter ending September 2018	6,787	→
Quarter ending December 2018	6,748	→
Quarter ending March 2019	6,782	→
Variance since March 2018	0.3%	→



ACTIVITY



Month	Adjusted Scheduled Activity (UDA)	
	2018	2019
April	357	275
May	1,825	2,111
June	3,222	3,555
July	4,833	5,406
August	6,567	7,215
September	8,302	8,589
October	9,972	10,572
November	11,556	12,240
December	13,110	13,897
January	14,778	15,311
February	16,868	16,981
March	18,884	19,267
April	19,593	19,882
May	19,581	19,883
June	19,581	19,880

QUALITY

	Quantity	Base Number	Contract	AT	Region	England
% of FP17s for the same patient ID Re-attending within 3 months - Children	130	1,988	6.5%	9.7%	11.3%	11.8%
% of FP17s for the same patient ID Re-attending within 3 months - Adults	788	7,353	10.7%	14.0%	15.4%	15.7%
% of FP17s for the same patient ID Re-attending between 3 & 9 months - Children	1,077	1,988	54.2%	61.7%	61.3%	58.9%
% of FP17s for the same patient ID Re-attending between 3 & 9 months - Adults	3,785	7,353	51.5%	52.7%	52.1%	50.8%
% of FP17s for Band 1 Urgent Courses	1,024	9,313	11.0%	9.8%	9.5%	9.1%
% of FP17s Relating to Free Repair or Replacements	76	9,313	0.8%	0.6%	0.6%	0.8%
% of FP17s Relating to Continuations	185	9,313	2.0%	0.9%	0.8%	0.9%
% of Patients satisfied with the dentistry they have received	1	1	N/A	92.2%	92.4%	92.5%
% of Patients satisfied with the time they had to wait for an appointment	1	1	N/A	85.9%	86.3%	87.0%

* This is based on patients treated on this contract for their most recent course of treatment. Figures in italics indicate the base number of FP17s or Patient Questionnaire responses are less than 100. N/A is shown where the base number of responses is less than 10 during the period. % is calculated as Quantity/Base number*100

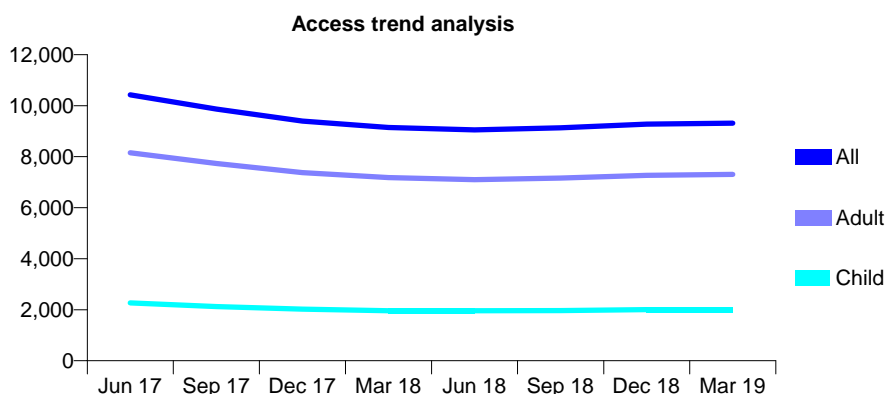
Q70 - Vital Signs At a Glance Contract Report for 101338/0038 - Year end March 2019

Name or company name	Whitecross Dental Care Limited
Contract type name	GDS Contract
Purpose of contract	General
Contract start date	01/04/2006
Contract end date	

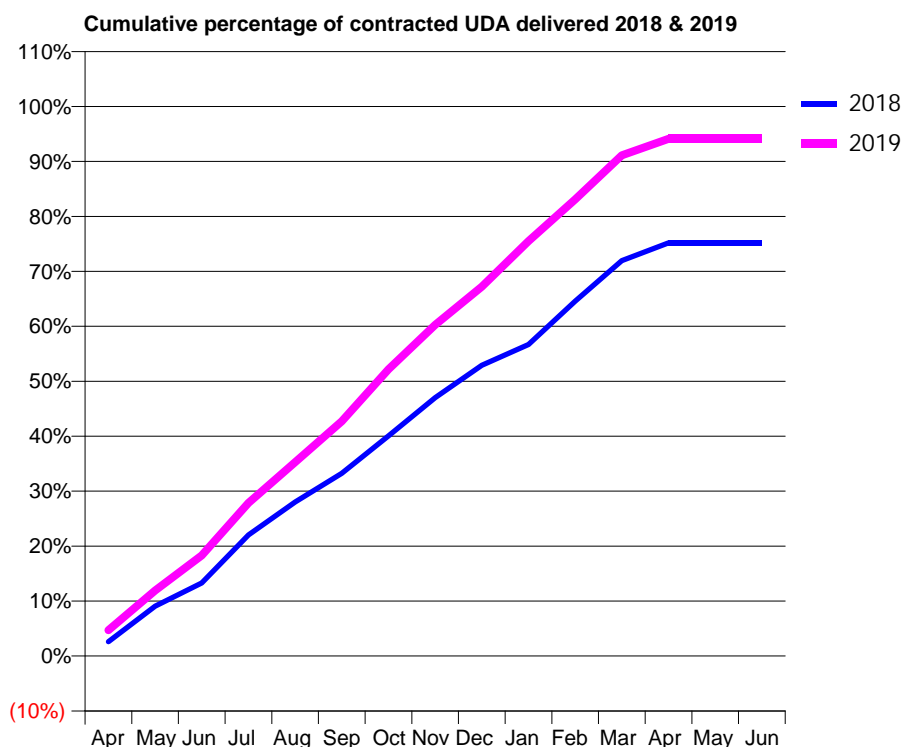
18/19 Contracted general activity (UDA)	27,000
Carry forward general activity (UDA)	0
18/19 Contracted orthodontic activity (UOA)	0
Carry forward orthodontic activity (UOA)	0
Baseline contract value	£848,547.10

ACCESS*

Patients seen in 24 months	Total	Change since previous quarter
Quarter ending March 2018	9,144	
Quarter ending June 2018	9,053	→
Quarter ending September 2018	9,131	→
Quarter ending December 2018	9,278	→
Quarter ending March 2019	9,315	→
Variance since March 2018	1.9%	→



ACTIVITY



Month	Adjusted Scheduled Activity (UDA)	
	2018	2019
April	703	1,266
May	2,456	3,221
June	3,590	4,944
July	5,946	7,520
August	7,571	9,522
September	8,975	11,538
October	10,816	14,084
November	12,692	16,269
December	14,279	18,144
January	15,311	20,386
February	17,439	22,440
March	19,421	24,598
April	20,305	25,415
May	20,298	25,410
June	20,294	25,409

QUALITY

	Quantity	Base Number	Contract	AT	Region	England
% of FP17s for the same patient ID Re-attending within 3 months - Children	137	2,963	4.6%	9.7%	11.3%	11.8%
% of FP17s for the same patient ID Re-attending within 3 months - Adults	940	9,998	9.4%	14.0%	15.4%	15.7%
% of FP17s for the same patient ID Re-attending between 3 & 9 months - Children	1,444	2,963	48.7%	61.7%	61.3%	58.9%
% of FP17s for the same patient ID Re-attending between 3 & 9 months - Adults	3,717	9,998	37.2%	52.7%	52.1%	50.8%
% of FP17s for Band 1 Urgent Courses	724	12,924	5.6%	9.8%	9.5%	9.1%
% of FP17s Relating to Free Repair or Replacements	63	12,924	0.5%	0.6%	0.6%	0.8%
% of FP17s Relating to Continuations	178	12,924	1.4%	0.9%	0.8%	0.9%
% of Patients satisfied with the dentistry they have received	3	3	N/A	92.2%	92.4%	92.5%
% of Patients satisfied with the time they had to wait for an appointment	2	3	N/A	85.9%	86.3%	87.0%

* This is based on patients treated on this contract for their most recent course of treatment. Figures in italics indicate the base number of FP17s or Patient Questionnaire responses are less than 100. N/A is shown where the base number of responses is less than 10 during the period. % is calculated as Quantity/Base number*100

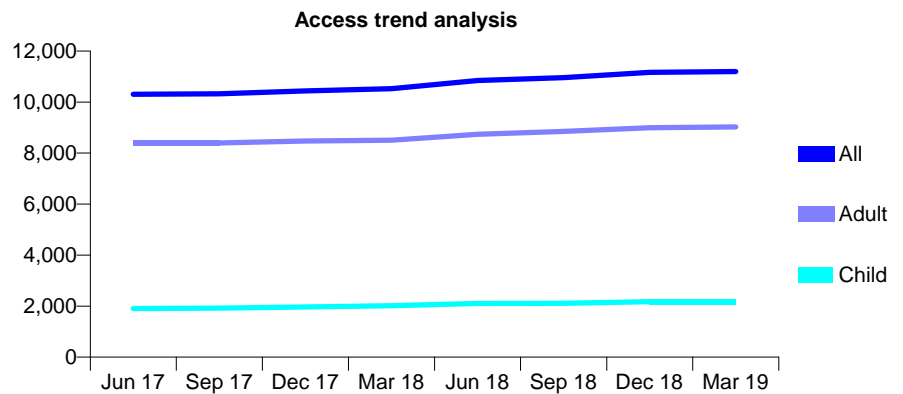
Q70 - Vital Signs At a Glance Contract Report for 101338/0047 - Year end March 2019

Name or company name	Whitecross Dental Care Limited
Contract type name	GDS Contract
Purpose of contract	General
Contract start date	01/04/2007
Contract end date	

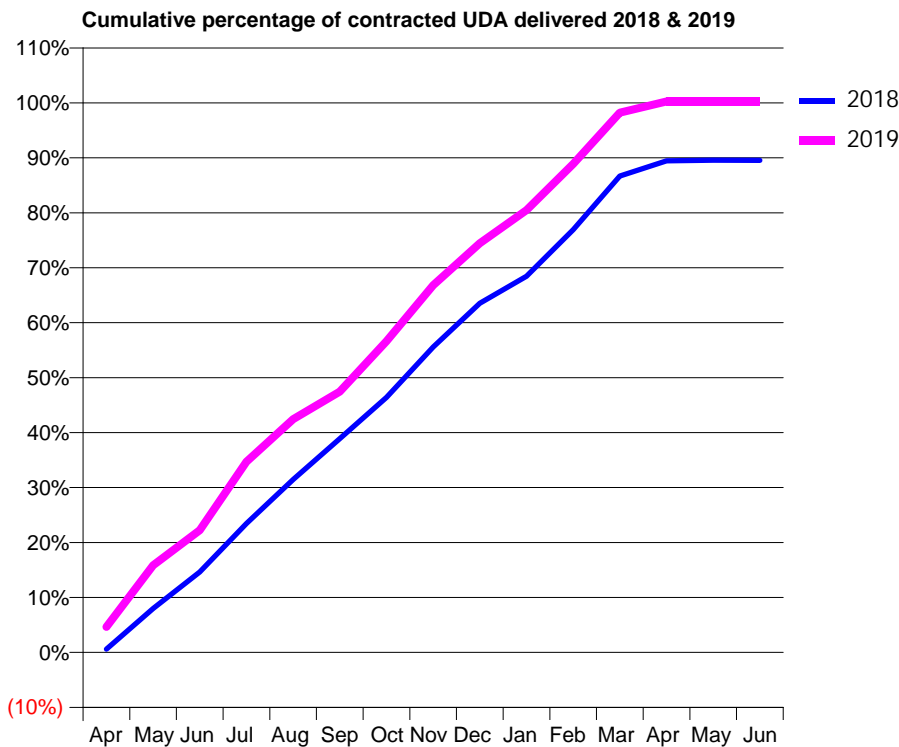
18/19 Contracted general activity (UDA)	33,000
Carry forward general activity (UDA)	0
18/19 Contracted orthodontic activity (UOA)	0
Carry forward orthodontic activity (UOA)	0
Baseline contract value	£980,499.58

ACCESS*

Patients seen in 24 months	Total	Change since previous quarter
Quarter ending March 2018	10,521	
Quarter ending June 2018	10,846	↑
Quarter ending September 2018	10,958	→
Quarter ending December 2018	11,168	→
Quarter ending March 2019	11,199	→
Variance since March 2018	6.4%	↑



ACTIVITY



Month	Adjusted Scheduled Activity (UDA)	
	2018	2019
April	194	1,536
May	2,642	5,236
June	4,834	7,342
July	7,742	11,458
August	10,379	14,014
September	12,835	15,657
October	15,313	18,687
November	18,341	22,052
December	20,963	24,574
January	22,586	26,558
February	25,393	29,336
March	28,601	32,412
April	29,511	33,085
May	29,555	33,084
June	29,543	33,084

QUALITY

	Quantity	Base Number	Contract	AT	Region	England
% of FP17s for the same patient ID Re-attending within 3 months - Children	127	3,105	4.1%	9.7%	11.3%	11.8%
% of FP17s for the same patient ID Re-attending within 3 months - Adults	1,077	11,697	9.2%	14.0%	15.4%	15.7%
% of FP17s for the same patient ID Re-attending between 3 & 9 months - Children	1,786	3,105	57.5%	61.7%	61.3%	58.9%
% of FP17s for the same patient ID Re-attending between 3 & 9 months - Adults	5,951	11,697	50.9%	52.7%	52.1%	50.8%
% of FP17s for Band 1 Urgent Courses	953	14,648	6.5%	9.8%	9.5%	9.1%
% of FP17s Relating to Free Repair or Replacements	48	14,648	0.3%	0.6%	0.6%	0.8%
% of FP17s Relating to Continuations	131	14,648	0.9%	0.9%	0.8%	0.9%
% of Patients satisfied with the dentistry they have received	5	6	N/A	92.2%	92.4%	92.5%
% of Patients satisfied with the time they had to wait for an appointment	4	6	N/A	85.9%	86.3%	87.0%

* This is based on patients treated on this contract for their most recent course of treatment. Figures in italics indicate the base number of FP17s or Patient Questionnaire responses are less than 100. N/A is shown where the base number of responses is less than 10 during the period. % is calculated as Quantity/Base number*100

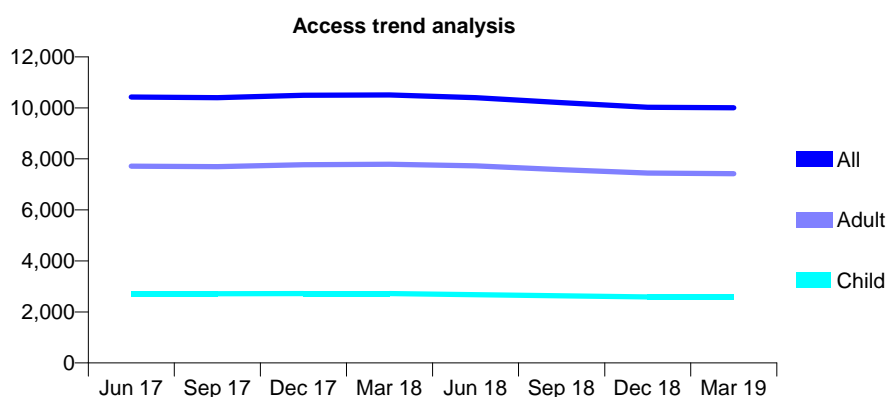
Q70 - Vital Signs At a Glance Contract Report for 101338/0070 - Year end March 2019

Name or company name	Whitecross Dental Care Limited
Contract type name	GDS Contract
Purpose of contract	General
Contract start date	01/11/2008
Contract end date	

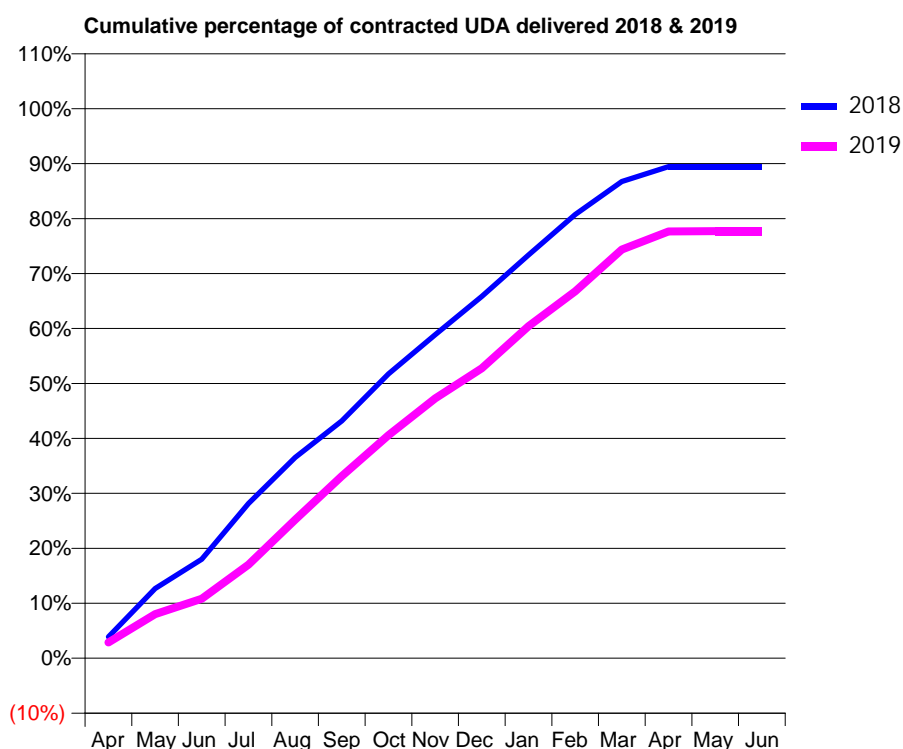
18/19 Contracted general activity (UDA)	29,000
Carry forward general activity (UDA)	0
18/19 Contracted orthodontic activity (UOA)	0
Carry forward orthodontic activity (UOA)	0
Baseline contract value	£706,836.53

ACCESS*

Patients seen in 24 months	Total	Change since previous quarter
Quarter ending March 2018	10,508	
Quarter ending June 2018	10,403	→
Quarter ending September 2018	10,206	↓
Quarter ending December 2018	10,027	↓
Quarter ending March 2019	10,004	→
Variance since March 2018	(4.8%)	↓



ACTIVITY



Month	2018	2019
April	1,131	831
May	3,675	2,329
June	5,227	3,144
July	8,170	4,940
August	10,593	7,309
September	12,526	9,607
October	15,000	11,770
November	17,069	13,712
December	19,088	15,293
January	21,276	17,520
February	23,419	19,364
March	25,158	21,566
April	25,943	22,523
May	25,938	22,535
June	25,938	22,534

QUALITY

	Quantity	Base Number	Contract	AT	Region	England
% of FP17s for the same patient ID Re-attending within 3 months - Children	135	3,007	4.5%	9.7%	11.3%	11.8%
% of FP17s for the same patient ID Re-attending within 3 months - Adults	875	8,222	10.6%	14.0%	15.4%	15.7%
% of FP17s for the same patient ID Re-attending between 3 & 9 months - Children	1,558	3,007	51.8%	61.7%	61.3%	58.9%
% of FP17s for the same patient ID Re-attending between 3 & 9 months - Adults	4,114	8,222	50.0%	52.7%	52.1%	50.8%
% of FP17s for Band 1 Urgent Courses	800	11,258	7.1%	9.8%	9.5%	9.1%
% of FP17s Relating to Free Repair or Replacements	22	11,258	0.2%	0.6%	0.6%	0.8%
% of FP17s Relating to Continuations	153	11,258	1.4%	0.9%	0.8%	0.9%
% of Patients satisfied with the dentistry they have received	5	6	N/A	92.2%	92.4%	92.5%
% of Patients satisfied with the time they had to wait for an appointment	5	6	N/A	85.9%	86.3%	87.0%

* This is based on patients treated on this contract for their most recent course of treatment.

Figures in italics indicate the base number of FP17s or Patient Questionnaire responses are less than 100. N/A is shown where the base number of responses is less than 10 during the period. % is calculated as Quantity/Base number*100

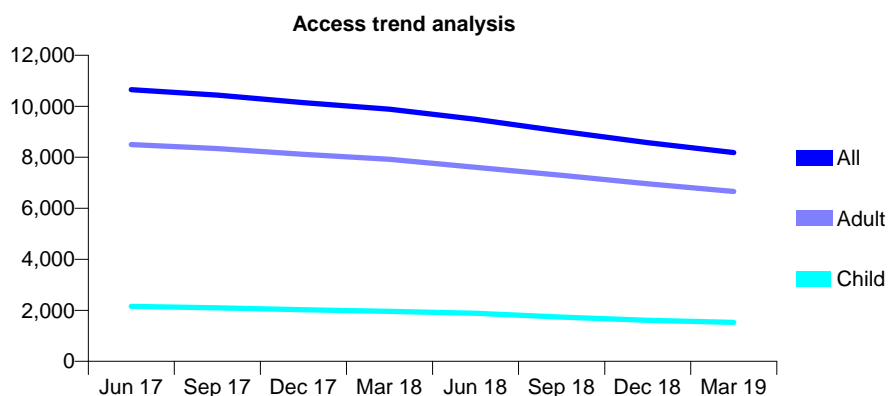
Q70 - Vital Signs At a Glance Contract Report for 101338/0072 - Year end March 2019

Name or company name	Whitecross Dental Care Limited
Contract type name	GDS Contract
Purpose of contract	General
Contract start date	01/01/2009
Contract end date	

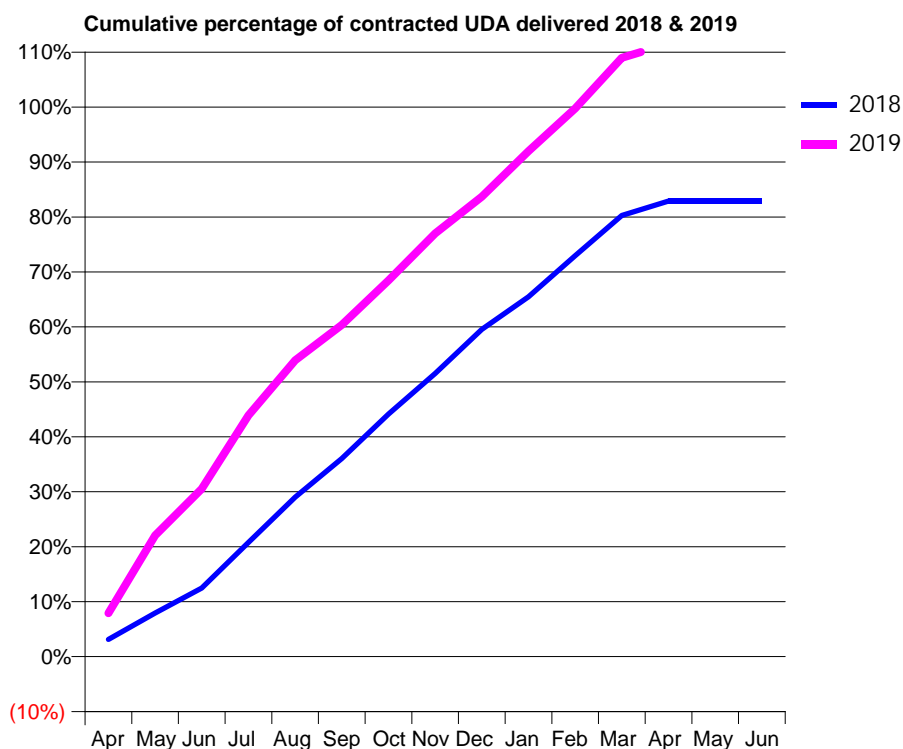
18/19 Contracted general activity (UDA)	12,422
Carry forward general activity (UDA)	0
18/19 Contracted orthodontic activity (UOA)	0
Carry forward orthodontic activity (UOA)	0
Baseline contract value	£337,321.51

ACCESS*

Patients seen in 24 months	Total	Change since previous quarter
Quarter ending March 2018	9,887	
Quarter ending June 2018	9,491	↓
Quarter ending September 2018	9,024	↓
Quarter ending December 2018	8,572	↓
Quarter ending March 2019	8,188	↓
Variance since March 2018	(17.2%)	↓



ACTIVITY



Month	Adjusted Scheduled Activity (UDA)	
	2018	2019
April	944	982
May	2,389	2,742
June	3,751	3,794
July	6,246	5,456
August	8,720	6,697
September	10,836	7,500
October	13,267	8,501
November	15,496	9,565
December	17,905	10,396
January	19,690	11,428
February	21,939	12,392
March	24,131	13,532
April	24,930	13,859
May	24,927	13,861
June	24,930	13,862

QUALITY

	Quantity	Base Number	Contract	AT	Region	England
% of FP17s for the same patient ID Re-attending within 3 months - Children	64	1,352	4.7%	9.7%	11.3%	11.8%
% of FP17s for the same patient ID Re-attending within 3 months - Adults	625	5,813	10.8%	14.0%	15.4%	15.7%
% of FP17s for the same patient ID Re-attending between 3 & 9 months - Children	548	1,352	40.5%	61.7%	61.3%	58.9%
% of FP17s for the same patient ID Re-attending between 3 & 9 months - Adults	2,163	5,813	37.2%	52.7%	52.1%	50.8%
% of FP17s for Band 1 Urgent Courses	1,080	7,025	15.4%	9.8%	9.5%	9.1%
% of FP17s Relating to Free Repair or Replacements	50	7,025	0.7%	0.6%	0.6%	0.8%
% of FP17s Relating to Continuations	51	7,025	0.7%	0.9%	0.8%	0.9%
% of Patients satisfied with the dentistry they have received	0	0	N/A	92.2%	92.4%	92.5%
% of Patients satisfied with the time they had to wait for an appointment	0	0	N/A	85.9%	86.3%	87.0%

* This is based on patients treated on this contract for their most recent course of treatment. Figures in italics indicate the base number of FP17s or Patient Questionnaire responses are less than 100. N/A is shown where the base number of responses is less than 10 during the period. % is calculated as Quantity/Base number*100

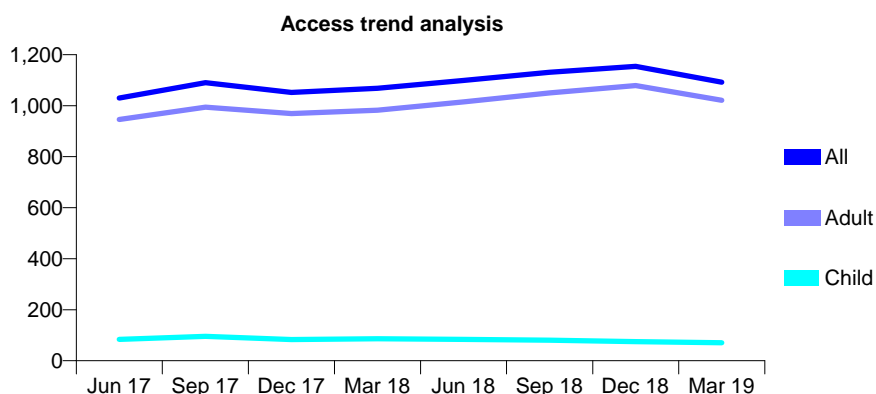
Q70 - Vital Signs At a Glance Contract Report for 101338/0073 - Year end March 2019

Name or company name	Whitecross Dental Care Limited
Contract type name	GDS Contract
Purpose of contract	General
Contract start date	01/01/2009
Contract end date	

18/19 Contracted general activity (UDA)	6,653
Carry forward general activity (UDA)	0
18/19 Contracted orthodontic activity (UOA)	0
Carry forward orthodontic activity (UOA)	0
Baseline contract value	£186,508.48

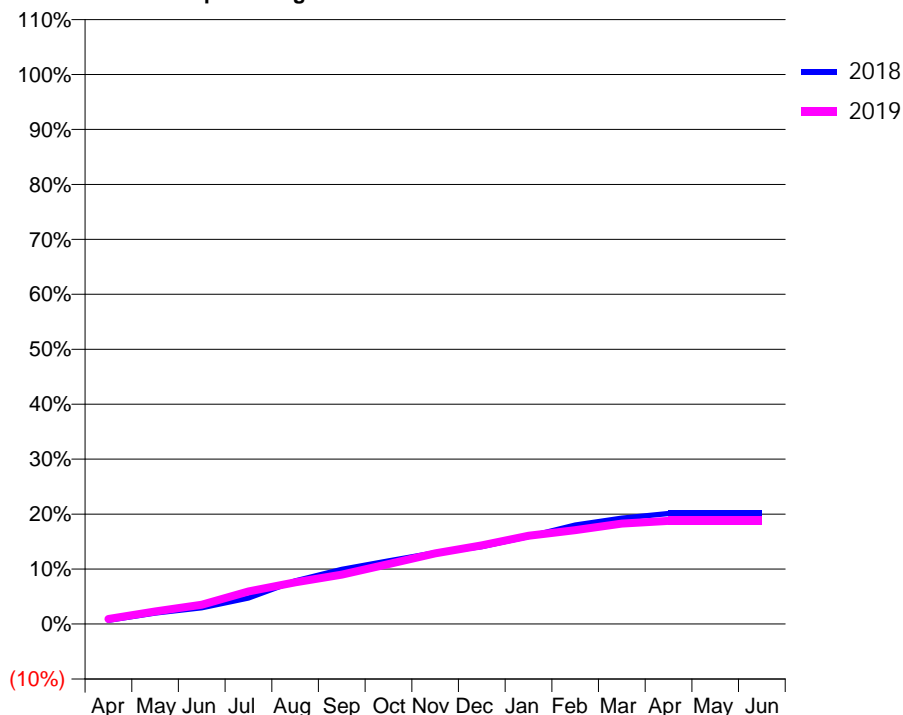
ACCESS*

Patients seen in 24 months	Total	Change since previous quarter
Quarter ending March 2018	1,068	
Quarter ending June 2018	1,099	↑
Quarter ending September 2018	1,131	↑
Quarter ending December 2018	1,154	↑
Quarter ending March 2019	1,092	↓
Variance since March 2018	2.2%	↑



ACTIVITY

Cumulative percentage of contracted UDA delivered 2018 & 2019



Month	Adjusted Scheduled Activity (UDA)	
	2018	2019
April	47	61
May	134	153
June	198	233
July	316	395
August	522	505
September	661	598
October	764	725
November	862	857
December	938	952
January	1,058	1,069
February	1,198	1,136
March	1,283	1,216
April	1,337	1,249
May	1,337	1,249
June	1,337	1,249

QUALITY

	Quantity	Base Number	Contract	AT	Region	England
% of FP17s for the same patient ID Re-attending within 3 months - Children	5	90	5.6%	9.7%	11.3%	11.8%
% of FP17s for the same patient ID Re-attending within 3 months - Adults	68	978	7.0%	14.0%	15.4%	15.7%
% of FP17s for the same patient ID Re-attending between 3 & 9 months - Children	5	90	5.6%	61.7%	61.3%	58.9%
% of FP17s for the same patient ID Re-attending between 3 & 9 months - Adults	69	978	7.1%	52.7%	52.1%	50.8%
% of FP17s for Band 1 Urgent Courses	1,031	1,044	98.8%	9.8%	9.5%	9.1%
% of FP17s Relating to Free Repair or Replacements	0	1,044	0.0%	0.6%	0.6%	0.8%
% of FP17s Relating to Continuations	0	1,044	0.0%	0.9%	0.8%	0.9%
% of Patients satisfied with the dentistry they have received	0	0	N/A	92.2%	92.4%	92.5%
% of Patients satisfied with the time they had to wait for an appointment	0	0	N/A	85.9%	86.3%	87.0%

* This is based on patients treated on this contract for their most recent course of treatment.

Figures in italics indicate the base number of FP17s or Patient Questionnaire responses are less than 100. N/A is shown where the base number of responses is less than 10 during the period. % is calculated as Quantity/Base number*100

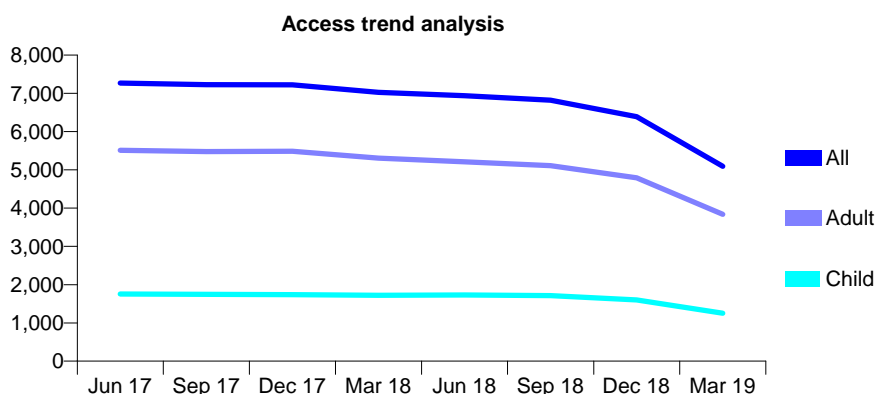
Q70 - Vital Signs At a Glance Contract Report for 101338/0076 - Year end March 2019

Name or company name	Whitecross Dental Care Limited
Contract type name	GDS Contract
Purpose of contract	General
Contract start date	01/02/2009
Contract end date	30/11/2018

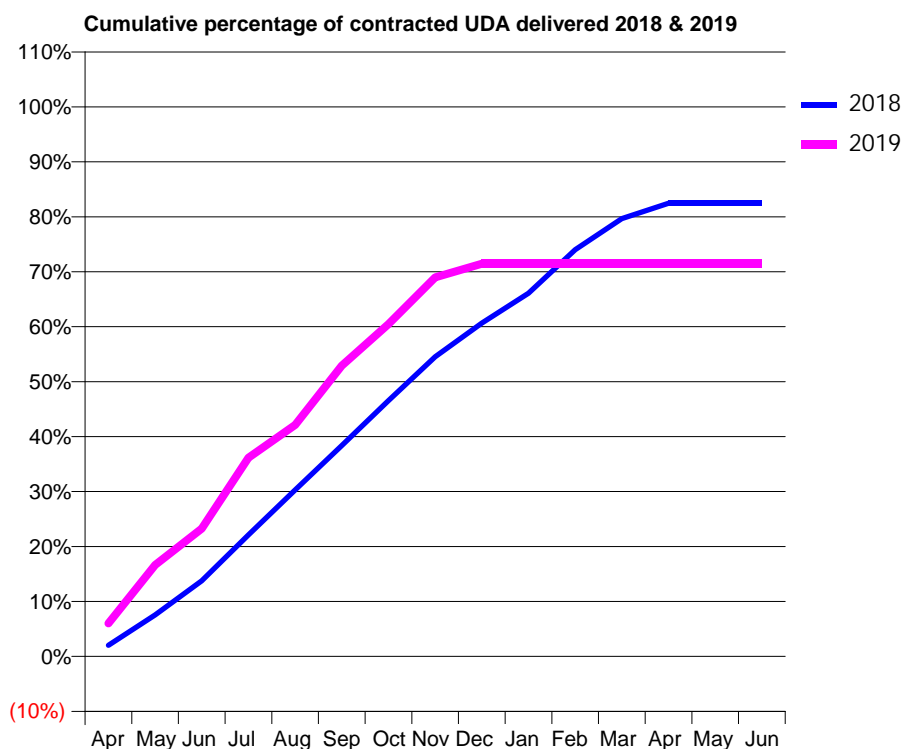
18/19 Contracted general activity (UDA)	14,000
Carry forward general activity (UDA)	0
18/19 Contracted orthodontic activity (UOA)	0
Carry forward orthodontic activity (UOA)	0
Baseline contract value	£331,561.45

ACCESS*

Patients seen in 24 months	Total	Change since previous quarter
Quarter ending March 2018	7,027	
Quarter ending June 2018	6,938	↓
Quarter ending September 2018	6,820	↓
Quarter ending December 2018	6,391	↓
Quarter ending March 2019	5,092	↓
Variance since March 2018	(27.5%)	↓



ACTIVITY



Month	Adjusted Scheduled Activity (UDA)	
	2018	2019
April	424	842
May	1,587	2,327
June	2,890	3,257
July	4,645	5,062
August	6,363	5,901
September	8,061	7,405
October	9,776	8,469
November	11,451	9,657
December	12,740	10,004
January	13,878	10,004
February	15,545	10,004
March	16,727	10,004
April	17,316	10,004
May	17,316	10,004
June	17,315	10,004

QUALITY

	Quantity	Base Number	Contract	AT	Region	England
% of FP17s for the same patient ID Re-attending within 3 months - Children	63	1,352	4.7%	9.7%	11.3%	11.8%
% of FP17s for the same patient ID Re-attending within 3 months - Adults	458	3,839	11.9%	14.0%	15.4%	15.7%
% of FP17s for the same patient ID Re-attending between 3 & 9 months - Children	766	1,352	56.7%	61.7%	61.3%	58.9%
% of FP17s for the same patient ID Re-attending between 3 & 9 months - Adults	1,876	3,839	48.9%	52.7%	52.1%	50.8%
% of FP17s for Band 1 Urgent Courses	427	4,922	8.7%	9.8%	9.5%	9.1%
% of FP17s Relating to Free Repair or Replacements	13	4,922	0.3%	0.6%	0.6%	0.8%
% of FP17s Relating to Continuations	53	4,922	1.1%	0.9%	0.8%	0.9%
% of Patients satisfied with the dentistry they have received	2	2	N/A	92.2%	92.4%	92.5%
% of Patients satisfied with the time they had to wait for an appointment	2	2	N/A	85.9%	86.3%	87.0%

* This is based on patients treated on this contract for their most recent course of treatment. Figures in italics indicate the base number of FP17s or Patient Questionnaire responses are less than 100. N/A is shown where the base number of responses is less than 10 during the period. % is calculated as Quantity/Base number*100

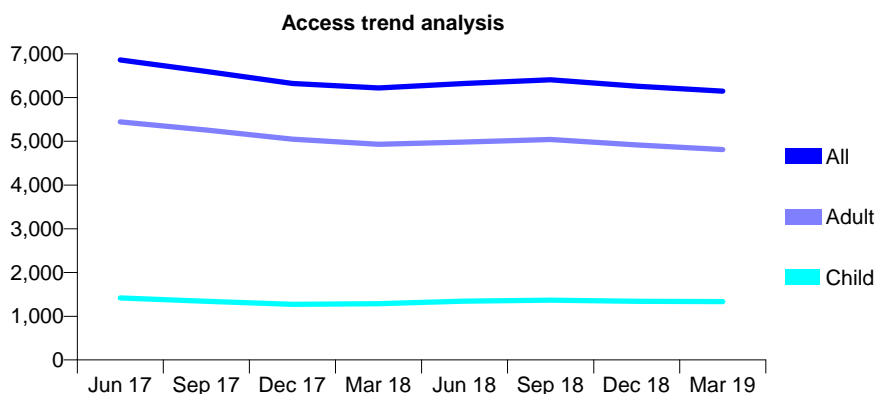
Q70 - Vital Signs At a Glance Contract Report for 101338/0094 - Year end March 2019

Name or company name	Whitecross Dental Care Limited
Contract type name	GDS Contract
Purpose of contract	General
Contract start date	14/09/2009
Contract end date	

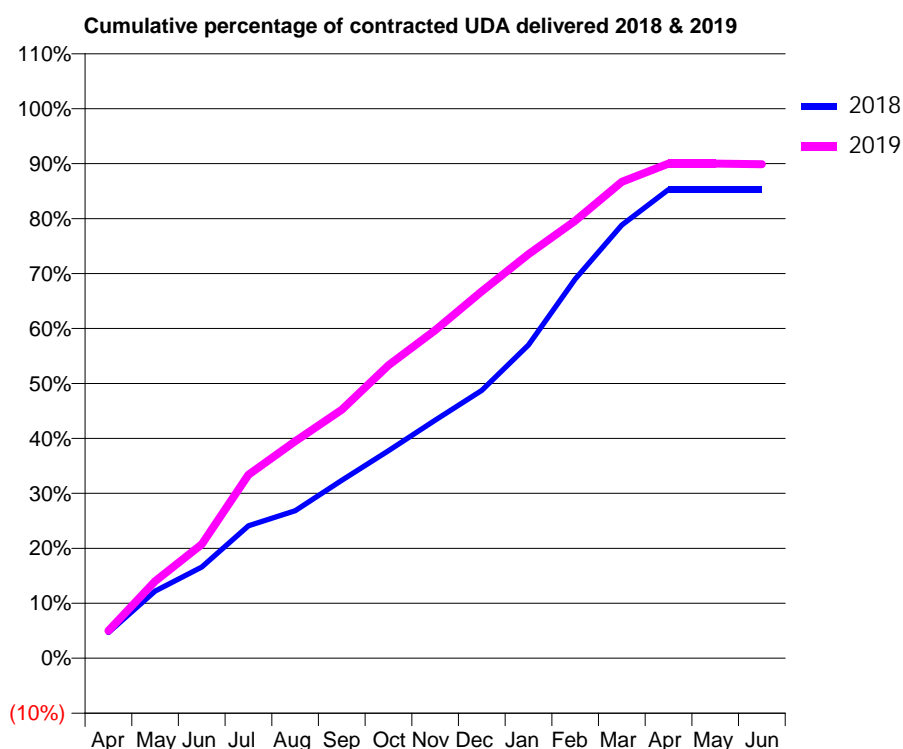
18/19 Contracted general activity (UDA)	18,000
Carry forward general activity (UDA)	0
18/19 Contracted orthodontic activity (UOA)	0
Carry forward orthodontic activity (UOA)	0
Baseline contract value	£506,249.45

ACCESS*

Patients seen in 24 months	Total	Change since previous quarter
Quarter ending March 2018	6,222	
Quarter ending June 2018	6,325	→
Quarter ending September 2018	6,408	→
Quarter ending December 2018	6,261	↓
Quarter ending March 2019	6,147	↓
Variance since March 2018	(1.2%)	↓



ACTIVITY



Month	Adjusted Scheduled Activity (UDA)	
	2018	2019
April	816	897
May	2,138	2,527
June	2,902	3,726
July	4,217	6,007
August	4,695	7,105
September	5,663	8,141
October	6,604	9,593
November	7,582	10,741
December	8,531	12,021
January	9,979	13,235
February	12,077	14,331
March	13,789	15,604
April	14,926	16,198
May	14,926	16,197
June	14,926	16,176

QUALITY

	Quantity	Base Number	Contract	AT	Region	England
% of FP17s for the same patient ID Re-attending within 3 months - Children	102	1,949	5.2%	9.7%	11.3%	11.8%
% of FP17s for the same patient ID Re-attending within 3 months - Adults	673	6,080	11.1%	14.0%	15.4%	15.7%
% of FP17s for the same patient ID Re-attending between 3 & 9 months - Children	1,020	1,949	52.3%	61.7%	61.3%	58.9%
% of FP17s for the same patient ID Re-attending between 3 & 9 months - Adults	1,645	6,080	27.1%	52.7%	52.1%	50.8%
% of FP17s for Band 1 Urgent Courses	384	7,797	4.9%	9.8%	9.5%	9.1%
% of FP17s Relating to Free Repair or Replacements	35	7,797	0.4%	0.6%	0.6%	0.8%
% of FP17s Relating to Continuations	171	7,797	2.2%	0.9%	0.8%	0.9%
% of Patients satisfied with the dentistry they have received	1	1	N/A	92.2%	92.4%	92.5%
% of Patients satisfied with the time they had to wait for an appointment	1	1	N/A	85.9%	86.3%	87.0%

* This is based on patients treated on this contract for their most recent course of treatment. Figures in italics indicate the base number of FP17s or Patient Questionnaire responses are less than 100. N/A is shown where the base number of responses is less than 10 during the period. % is calculated as Quantity/Base number*100

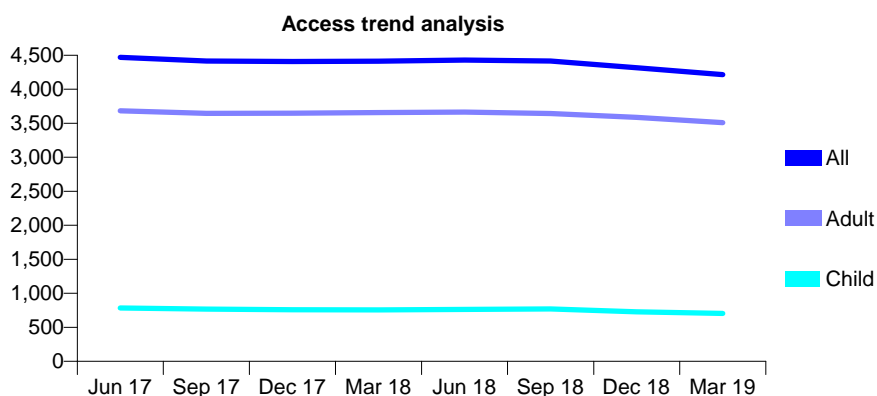
Q70 - Vital Signs At a Glance Contract Report for 101338/0095 - Year end March 2019

Name or company name	Whitecross Dental Care Limited
Contract type name	GDS Contract
Purpose of contract	General
Contract start date	02/09/2009
Contract end date	

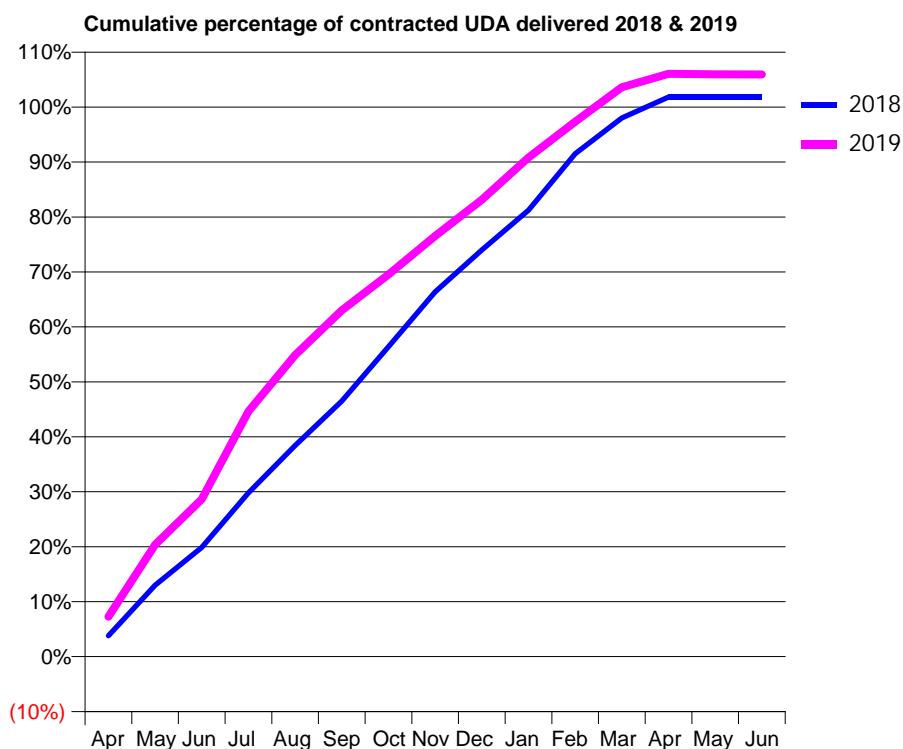
18/19 Contracted general activity (UDA)	8,646
Carry forward general activity (UDA)	0
18/19 Contracted orthodontic activity (UOA)	0
Carry forward orthodontic activity (UOA)	0
Baseline contract value	£243,168.49

ACCESS*

Patients seen in 24 months	Total	Change since previous quarter
Quarter ending March 2018	4,412	
Quarter ending June 2018	4,428	→
Quarter ending September 2018	4,414	→
Quarter ending December 2018	4,316	↓
Quarter ending March 2019	4,214	↓
Variance since March 2018	(4.5%)	↓



ACTIVITY



Month	Adjusted Scheduled Activity (UDA)	
	2018	2019
April	455	629
May	1,561	1,761
June	2,385	2,477
July	3,579	3,859
August	4,611	4,745
September	5,580	5,448
October	6,766	6,013
November	7,966	6,619
December	8,878	7,187
January	9,748	7,853
February	10,982	8,416
March	11,761	8,959
April	12,221	9,170
May	12,219	9,161
June	12,220	9,160

QUALITY

	Quantity	Base Number	Contract	AT	Region	England
% of FP17s for the same patient ID Re-attending within 3 months - Children	27	869	3.1%	9.7%	11.3%	11.8%
% of FP17s for the same patient ID Re-attending within 3 months - Adults	251	3,443	7.3%	14.0%	15.4%	15.7%
% of FP17s for the same patient ID Re-attending between 3 & 9 months - Children	569	869	65.5%	61.7%	61.3%	58.9%
% of FP17s for the same patient ID Re-attending between 3 & 9 months - Adults	933	3,443	27.1%	52.7%	52.1%	50.8%
% of FP17s for Band 1 Urgent Courses	228	4,184	5.4%	9.8%	9.5%	9.1%
% of FP17s Relating to Free Repair or Replacements	14	4,184	0.3%	0.6%	0.6%	0.8%
% of FP17s Relating to Continuations	32	4,184	0.8%	0.9%	0.8%	0.9%
% of Patients satisfied with the dentistry they have received	1	2	N/A	92.2%	92.4%	92.5%
% of Patients satisfied with the time they had to wait for an appointment	0	2	N/A	85.9%	86.3%	87.0%

* This is based on patients treated on this contract for their most recent course of treatment. Figures in italics indicate the base number of FP17s or Patient Questionnaire responses are less than 100. N/A is shown where the base number of responses is less than 10 during the period. % is calculated as Quantity/Base number*100

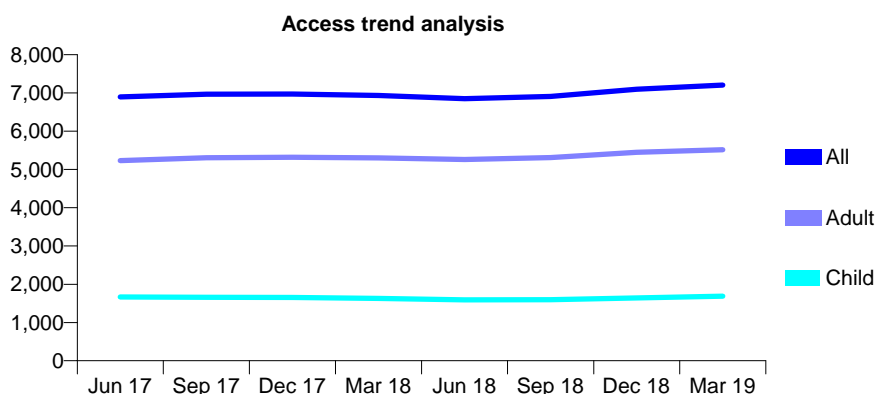
Q70 - Vital Signs At a Glance Contract Report for 101338/0096 - Year end March 2019

Name or company name	Whitecross Dental Care Limited
Contract type name	GDS Contract
Purpose of contract	General
Contract start date	01/09/2009
Contract end date	

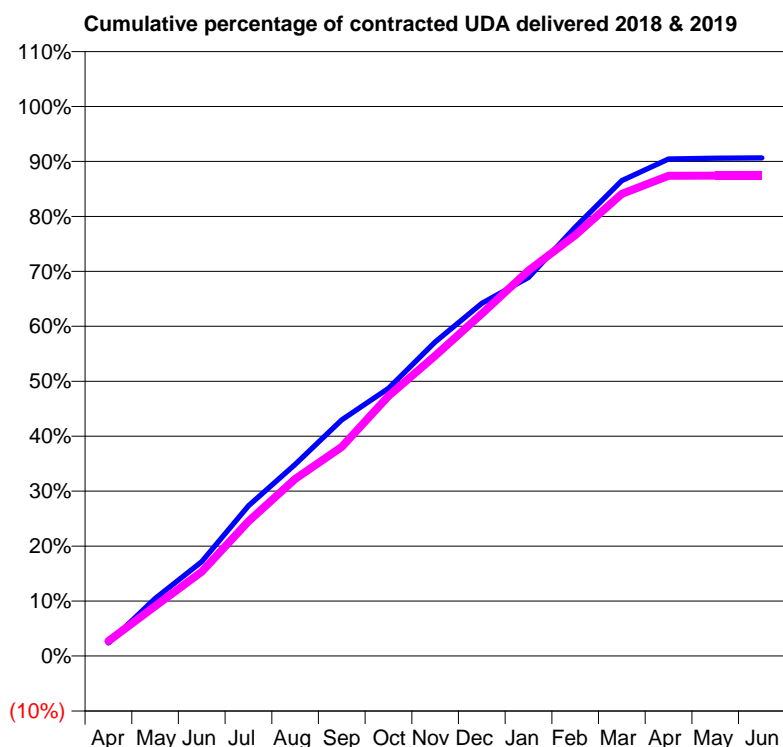
18/19 Contracted general activity (UDA)	25,081
Carry forward general activity (UDA)	0
18/19 Contracted orthodontic activity (UOA)	0
Carry forward orthodontic activity (UOA)	0
Baseline contract value	£685,638.64

ACCESS*

Patients seen in 24 months	Total	Change since previous quarter
Quarter ending March 2018	6,932	
Quarter ending June 2018	6,847	↓
Quarter ending September 2018	6,906	→
Quarter ending December 2018	7,095	↑
Quarter ending March 2019	7,208	→
Variance since March 2018	4.0%	↑



ACTIVITY



Month	Adjusted Scheduled Activity (UDA)	
	2018	2019
April	597	684
May	2,625	2,282
June	4,305	3,852
July	6,854	6,150
August	8,750	8,085
September	10,777	9,546
October	12,220	11,866
November	14,335	13,709
December	16,097	15,622
January	17,278	17,590
February	19,570	19,203
March	21,695	21,094
April	22,681	21,914
May	22,715	21,921
June	22,734	21,925

QUALITY

	Quantity	Base Number	Contract	AT	Region	England
% of FP17s for the same patient ID Re-attending within 3 months - Children	110	2,334	4.7%	9.7%	11.3%	11.8%
% of FP17s for the same patient ID Re-attending within 3 months - Adults	659	7,390	8.9%	14.0%	15.4%	15.7%
% of FP17s for the same patient ID Re-attending between 3 & 9 months - Children	1,278	2,334	54.8%	61.7%	61.3%	58.9%
% of FP17s for the same patient ID Re-attending between 3 & 9 months - Adults	4,085	7,390	55.3%	52.7%	52.1%	50.8%
% of FP17s for Band 1 Urgent Courses	1,090	9,674	11.3%	9.8%	9.5%	9.1%
% of FP17s Relating to Free Repair or Replacements	40	9,674	0.4%	0.6%	0.6%	0.8%
% of FP17s Relating to Continuations	90	9,674	0.9%	0.9%	0.8%	0.9%
% of Patients satisfied with the dentistry they have received	2	2	N/A	92.2%	92.4%	92.5%
% of Patients satisfied with the time they had to wait for an appointment	2	2	N/A	85.9%	86.3%	87.0%

* This is based on patients treated on this contract for their most recent course of treatment. Figures in italics indicate the base number of FP17s or Patient Questionnaire responses are less than 100. N/A is shown where the base number of responses is less than 10 during the period. % is calculated as Quantity/Base number*100

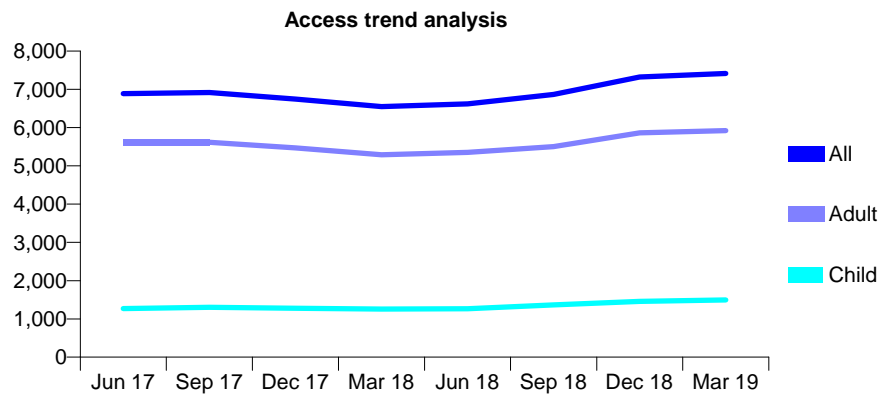
Q70 - Vital Signs At a Glance Contract Report for 101338/0129 - Year end March 2019

Name or company name	Whitecross Dental Care Limited
Contract type name	GDS Contract
Purpose of contract	General
Contract start date	25/10/2010
Contract end date	

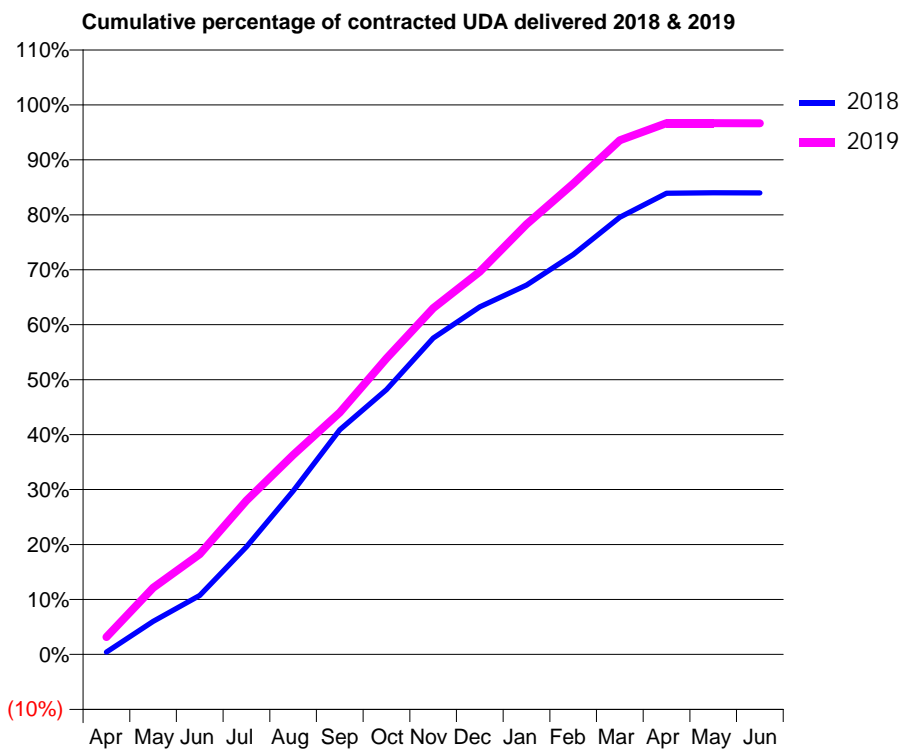
18/19 Contracted general activity (UDA)	21,000
Carry forward general activity (UDA)	0
18/19 Contracted orthodontic activity (UOA)	0
Carry forward orthodontic activity (UOA)	0
Baseline contract value	£503,865.42

ACCESS*

Patients seen in 24 months	Total	Change since previous quarter
Quarter ending March 2018	6,549	
Quarter ending June 2018	6,617	→
Quarter ending September 2018	6,866	↑
Quarter ending December 2018	7,321	↑
Quarter ending March 2019	7,416	→
Variance since March 2018	13.2%	↑



ACTIVITY



Month	2018	2019
April	90	666
May	1,260	2,543
June	2,255	3,830
July	4,117	5,876
August	6,246	7,626
September	8,582	9,240
October	10,117	11,310
November	12,087	13,231
December	13,278	14,624
January	14,111	16,439
February	15,282	17,992
March	16,702	19,648
April	17,624	20,302
May	17,638	20,300
June	17,633	20,293

QUALITY

	Quantity	Base Number	Contract	AT	Region	England
% of FP17s for the same patient ID Re-attending within 3 months - Children	107	2,249	4.8%	9.7%	11.3%	11.8%
% of FP17s for the same patient ID Re-attending within 3 months - Adults	663	8,011	8.3%	14.0%	15.4%	15.7%
% of FP17s for the same patient ID Re-attending between 3 & 9 months - Children	1,274	2,249	56.6%	61.7%	61.3%	58.9%
% of FP17s for the same patient ID Re-attending between 3 & 9 months - Adults	3,814	8,011	47.6%	52.7%	52.1%	50.8%
% of FP17s for Band 1 Urgent Courses	587	10,111	5.8%	9.8%	9.5%	9.1%
% of FP17s Relating to Free Repair or Replacements	40	10,111	0.4%	0.6%	0.6%	0.8%
% of FP17s Relating to Continuations	73	10,111	0.7%	0.9%	0.8%	0.9%
% of Patients satisfied with the dentistry they have received	1	1	N/A	92.2%	92.4%	92.5%
% of Patients satisfied with the time they had to wait for an appointment	1	1	N/A	85.9%	86.3%	87.0%

* This is based on patients treated on this contract for their most recent course of treatment. Figures in italics indicate the base number of FP17s or Patient Questionnaire responses are less than 100. N/A is shown where the base number of responses is less than 10 during the period. % is calculated as Quantity/Base number*100

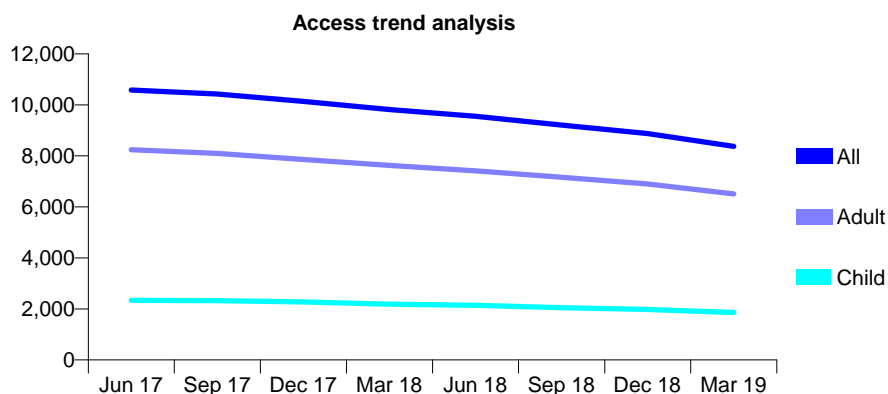
Q70 - Vital Signs At a Glance Contract Report for 101338/0132 - Year end March 2019

Name or company name	Whitecross Dental Care Limited
Contract type name	GDS Contract
Purpose of contract	General
Contract start date	01/09/2011
Contract end date	

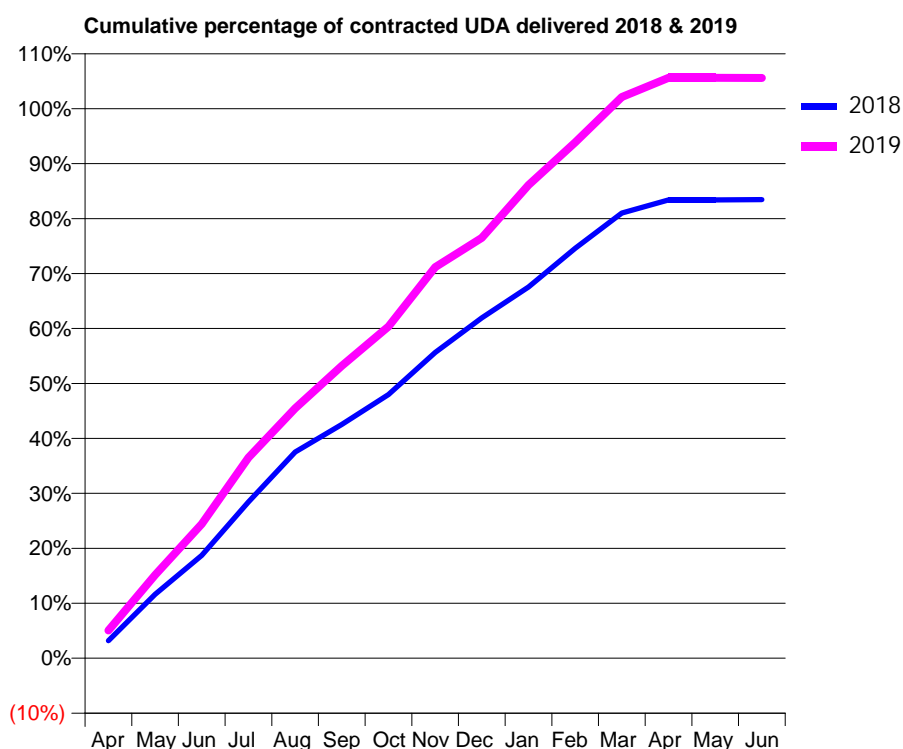
18/19 Contracted general activity (UDA)	15,493
Carry forward general activity (UDA)	0
18/19 Contracted orthodontic activity (UOA)	0
Carry forward orthodontic activity (UOA)	0
Baseline contract value	£423,680.42

ACCESS*

Patients seen in 24 months	Total	Change since previous quarter
Quarter ending March 2018	9,815	
Quarter ending June 2018	9,553	↓
Quarter ending September 2018	9,210	↓
Quarter ending December 2018	8,877	↓
Quarter ending March 2019	8,373	↓
Variance since March 2018	(14.7%)	↓



ACTIVITY



Month	Adjusted Scheduled Activity (UDA)	
	2018	2019
April	716	784
May	2,617	2,346
June	4,211	3,785
July	6,394	5,658
August	8,441	7,046
September	9,565	8,241
October	10,791	9,352
November	12,513	11,025
December	13,927	11,849
January	15,194	13,337
February	16,775	14,545
March	18,220	15,822
April	18,757	16,363
May	18,760	16,360
June	18,769	16,358

QUALITY

	Quantity	Base Number	Contract	AT	Region	England
% of FP17s for the same patient ID Re-attending within 3 months - Children	102	1,978	5.2%	9.7%	11.3%	11.8%
% of FP17s for the same patient ID Re-attending within 3 months - Adults	764	6,830	11.2%	14.0%	15.4%	15.7%
% of FP17s for the same patient ID Re-attending between 3 & 9 months - Children	746	1,978	37.7%	61.7%	61.3%	58.9%
% of FP17s for the same patient ID Re-attending between 3 & 9 months - Adults	2,244	6,830	32.9%	52.7%	52.1%	50.8%
% of FP17s for Band 1 Urgent Courses	1,015	8,828	11.5%	9.8%	9.5%	9.1%
% of FP17s Relating to Free Repair or Replacements	91	8,828	1.0%	0.6%	0.6%	0.8%
% of FP17s Relating to Continuations	74	8,828	0.8%	0.9%	0.8%	0.9%
% of Patients satisfied with the dentistry they have received	10	10	100.0%	92.2%	92.4%	92.5%
% of Patients satisfied with the time they had to wait for an appointment	8	10	80.0%	85.9%	86.3%	87.0%

* This is based on patients treated on this contract for their most recent course of treatment.

Figures in italics indicate the base number of FP17s or Patient Questionnaire responses are less than 100. N/A is shown where the base number of responses is less than 10 during the period. % is calculated as Quantity/Base number*100

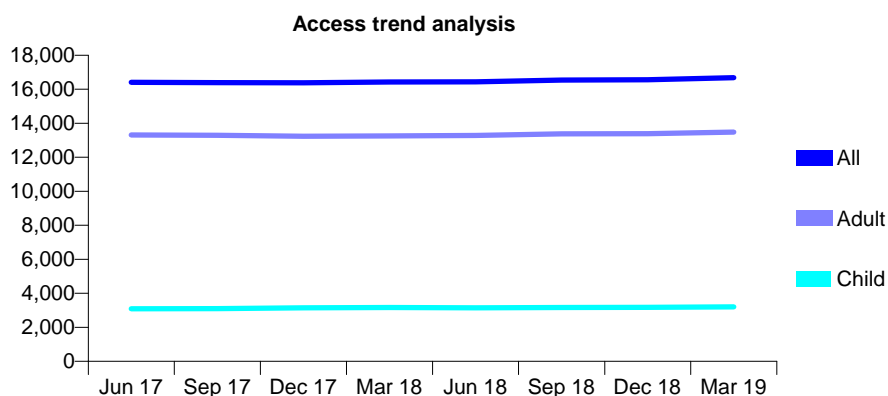
Q70 - Vital Signs At a Glance Contract Report for 101338/0133 - Year end March 2019

Name or company name	Whitecross Dental Care Limited
Contract type name	GDS Contract
Purpose of contract	General
Contract start date	01/09/2011
Contract end date	

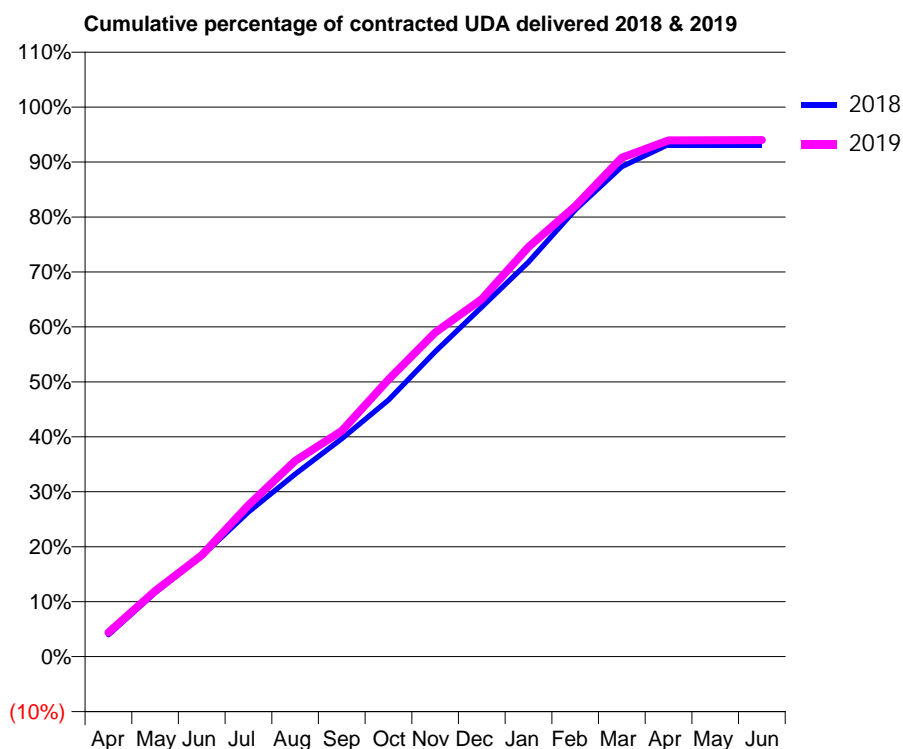
18/19 Contracted general activity (UDA)	40,500
Carry forward general activity (UDA)	0
18/19 Contracted orthodontic activity (UOA)	0
Carry forward orthodontic activity (UOA)	0
Baseline contract value	£1,213,005.86

ACCESS*

Patients seen in 24 months	Total	Change since previous quarter
Quarter ending March 2018	16,426	
Quarter ending June 2018	16,434	→
Quarter ending September 2018	16,540	→
Quarter ending December 2018	16,563	→
Quarter ending March 2019	16,677	→
Variance since March 2018	1.5%	→



ACTIVITY



Month	Adjusted Scheduled Activity (UDA)	
	2018	2019
April	1,607	1,772
May	4,716	4,844
June	7,425	7,476
July	10,660	11,157
August	13,452	14,430
September	16,057	16,630
October	18,913	20,423
November	22,467	23,888
December	25,765	26,341
January	29,078	30,184
February	32,923	33,194
March	36,101	36,775
April	37,744	38,043
May	37,742	38,060
June	37,746	38,074

QUALITY

	Quantity	Base Number	Contract	AT	Region	England
% of FP17s for the same patient ID Re-attending within 3 months - Children	231	5,070	4.6%	9.7%	11.3%	11.8%
% of FP17s for the same patient ID Re-attending within 3 months - Adults	2,127	18,576	11.5%	14.0%	15.4%	15.7%
% of FP17s for the same patient ID Re-attending between 3 & 9 months - Children	3,441	5,070	67.9%	61.7%	61.3%	58.9%
% of FP17s for the same patient ID Re-attending between 3 & 9 months - Adults	8,477	18,576	45.6%	52.7%	52.1%	50.8%
% of FP17s for Band 1 Urgent Courses	1,416	22,254	6.4%	9.8%	9.5%	9.1%
% of FP17s Relating to Free Repair or Replacements	122	22,254	0.5%	0.6%	0.6%	0.8%
% of FP17s Relating to Continuations	281	22,254	1.3%	0.9%	0.8%	0.9%
% of Patients satisfied with the dentistry they have received	5	5	N/A	92.2%	92.4%	92.5%
% of Patients satisfied with the time they had to wait for an appointment	5	5	N/A	85.9%	86.3%	87.0%

* This is based on patients treated on this contract for their most recent course of treatment. Figures in italics indicate the base number of FP17s or Patient Questionnaire responses are less than 100. N/A is shown where the base number of responses is less than 10 during the period. % is calculated as Quantity/Base number*100

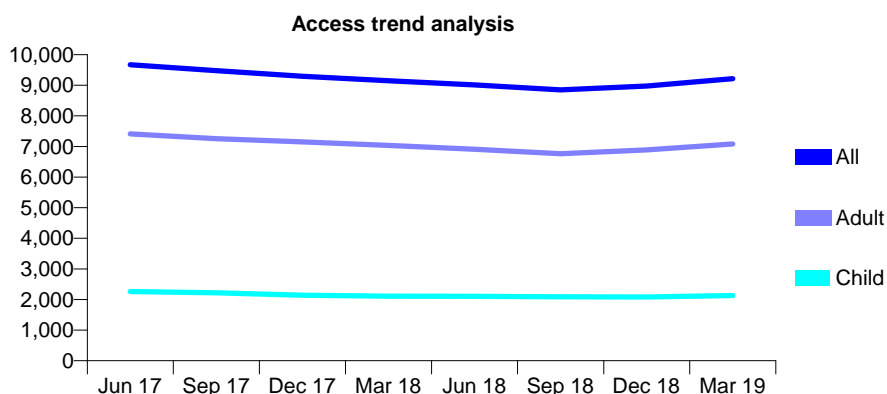
Q70 - Vital Signs At a Glance Contract Report for 101362/0039 - Year end March 2019

Name or company name	Rodericks Dental Limited
Contract type name	GDS Contract
Purpose of contract	General
Contract start date	03/10/2011
Contract end date	

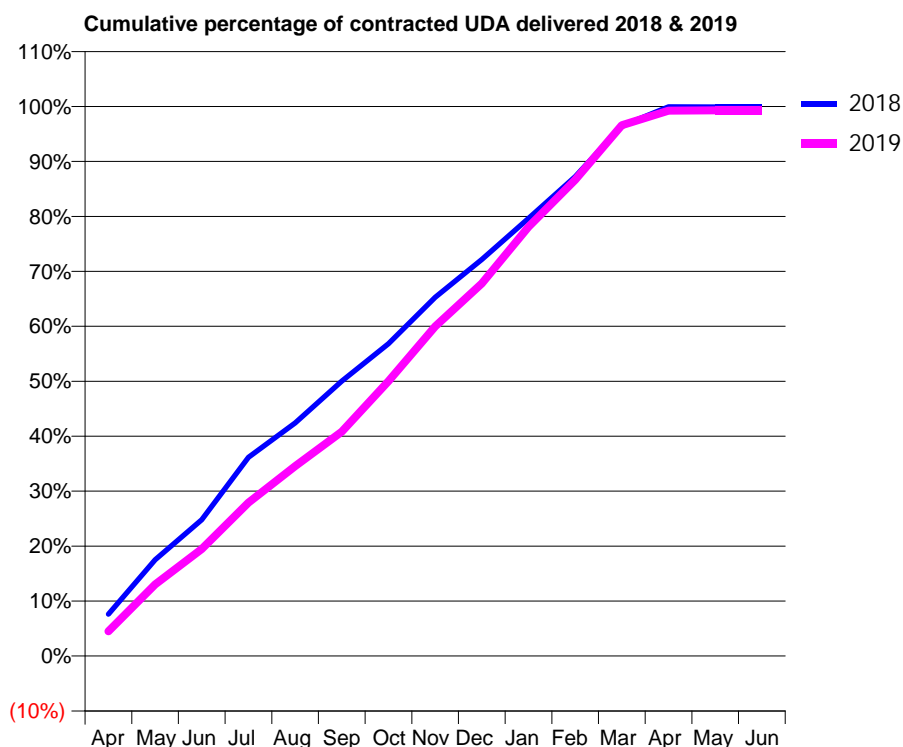
18/19 Contracted general activity (UDA)	26,613
Carry forward general activity (UDA)	28
18/19 Contracted orthodontic activity (UOA)	0
Carry forward orthodontic activity (UOA)	0
Baseline contract value	£747,544.30

ACCESS*

Patients seen in 24 months	Total	Change since previous quarter
Quarter ending March 2018	9,146	
Quarter ending June 2018	9,015	↓
Quarter ending September 2018	8,852	↓
Quarter ending December 2018	8,974	→
Quarter ending March 2019	9,214	↑
Variance since March 2018	0.7%	→



ACTIVITY



Month	Adjusted Scheduled Activity (UDA)	
	2018	2019
April	2,033	1,198
May	4,658	3,474
June	6,599	5,181
July	9,617	7,431
August	11,285	9,197
September	13,312	10,865
October	15,131	13,314
November	17,376	15,963
December	19,200	18,044
January	21,192	20,779
February	23,212	23,056
March	25,675	25,699
April	26,599	26,411
May	26,588	26,424
June	26,584	26,423

QUALITY

	Quantity	Base Number	Contract	AT	Region	England
% of FP17s for the same patient ID Re-attending within 3 months - Children	323	3,245	10.0%	9.7%	11.3%	11.8%
% of FP17s for the same patient ID Re-attending within 3 months - Adults	1,470	9,299	15.8%	14.0%	15.4%	15.7%
% of FP17s for the same patient ID Re-attending between 3 & 9 months - Children	1,716	3,245	52.9%	61.7%	61.3%	58.9%
% of FP17s for the same patient ID Re-attending between 3 & 9 months - Adults	3,471	9,299	37.3%	52.7%	52.1%	50.8%
% of FP17s for Band 1 Urgent Courses	3,535	12,496	28.3%	9.8%	9.5%	9.1%
% of FP17s Relating to Free Repair or Replacements	109	12,496	0.9%	0.6%	0.6%	0.8%
% of FP17s Relating to Continuations	32	12,496	0.3%	0.9%	0.8%	0.9%
% of Patients satisfied with the dentistry they have received	11	13	84.6%	92.2%	92.4%	92.5%
% of Patients satisfied with the time they had to wait for an appointment	9	13	69.2%	85.9%	86.3%	87.0%

* This is based on patients treated on this contract for their most recent course of treatment. Figures in italics indicate the base number of FP17s or Patient Questionnaire responses are less than 100. N/A is shown where the base number of responses is less than 10 during the period. % is calculated as Quantity/Base number*100

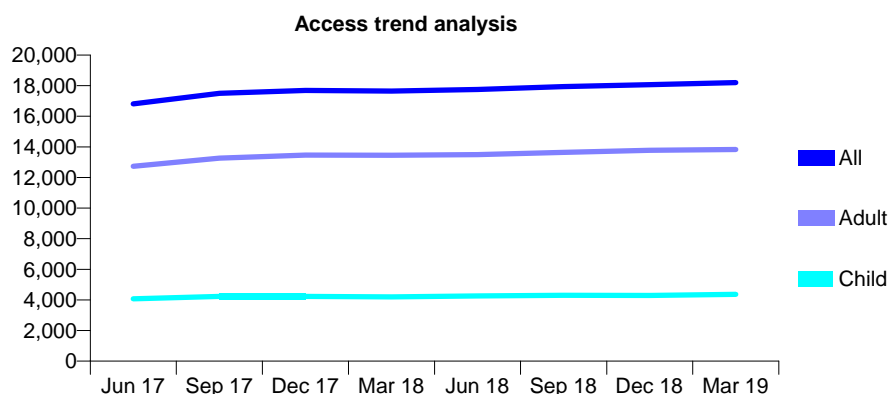
Q70 - Vital Signs At a Glance Contract Report for 101362/0043 - Year end March 2019

Name or company name	Rodericks Dental Limited
Contract type name	GDS Contract
Purpose of contract	General
Contract start date	11/02/2012
Contract end date	

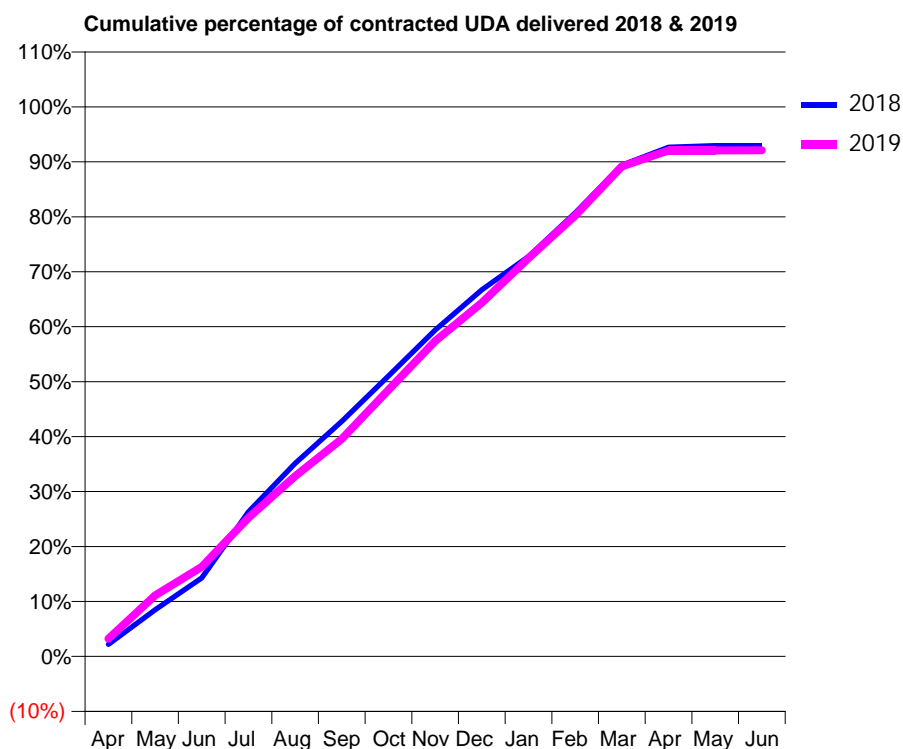
18/19 Contracted general activity (UDA)	52,655
Carry forward general activity (UDA)	0
18/19 Contracted orthodontic activity (UOA)	0
Carry forward orthodontic activity (UOA)	0
Baseline contract value	£1,402,995.49

ACCESS*

Patients seen in 24 months	Total	Change since previous quarter
Quarter ending March 2018	17,649	
Quarter ending June 2018	17,760	→
Quarter ending September 2018	17,938	→
Quarter ending December 2018	18,061	→
Quarter ending March 2019	18,197	→
Variance since March 2018	3.1%	↑



ACTIVITY



Month	Adjusted Scheduled Activity (UDA)	
	2018	2019
April	1,162	1,694
May	4,465	5,846
June	7,521	8,584
July	13,862	13,281
August	18,499	17,279
September	22,527	20,840
October	26,884	25,531
November	31,271	30,212
December	35,123	33,881
January	38,319	38,157
February	42,509	42,240
March	47,072	46,939
April	48,784	48,470
May	48,951	48,477
June	48,950	48,499

QUALITY

	Quantity	Base Number	Contract	AT	Region	England
% of FP17s for the same patient ID Re-attending within 3 months - Children	445	6,104	7.3%	9.7%	11.3%	11.8%
% of FP17s for the same patient ID Re-attending within 3 months - Adults	2,699	16,964	15.9%	14.0%	15.4%	15.7%
% of FP17s for the same patient ID Re-attending between 3 & 9 months - Children	3,235	6,104	53.0%	61.7%	61.3%	58.9%
% of FP17s for the same patient ID Re-attending between 3 & 9 months - Adults	7,800	16,964	46.0%	52.7%	52.1%	50.8%
% of FP17s for Band 1 Urgent Courses	2,431	22,241	10.9%	9.8%	9.5%	9.1%
% of FP17s Relating to Free Repair or Replacements	162	22,241	0.7%	0.6%	0.6%	0.8%
% of FP17s Relating to Continuations	60	22,241	0.3%	0.9%	0.8%	0.9%
% of Patients satisfied with the dentistry they have received	6	6	N/A	92.2%	92.4%	92.5%
% of Patients satisfied with the time they had to wait for an appointment	6	6	N/A	85.9%	86.3%	87.0%

* This is based on patients treated on this contract for their most recent course of treatment.

Figures in italics indicate the base number of FP17s or Patient Questionnaire responses are less than 100. N/A is shown where the base number of responses is less than 10 during the period. % is calculated as Quantity/Base number*100

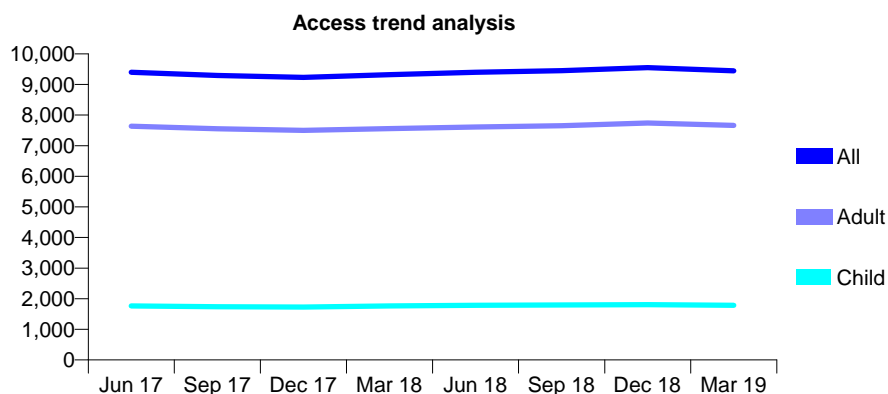
Q70 - Vital Signs At a Glance Contract Report for 101435/0008 - Year end March 2019

Name or company name	IDH Limited
Contract type name	GDS Contract
Purpose of contract	General
Contract start date	01/04/2006
Contract end date	

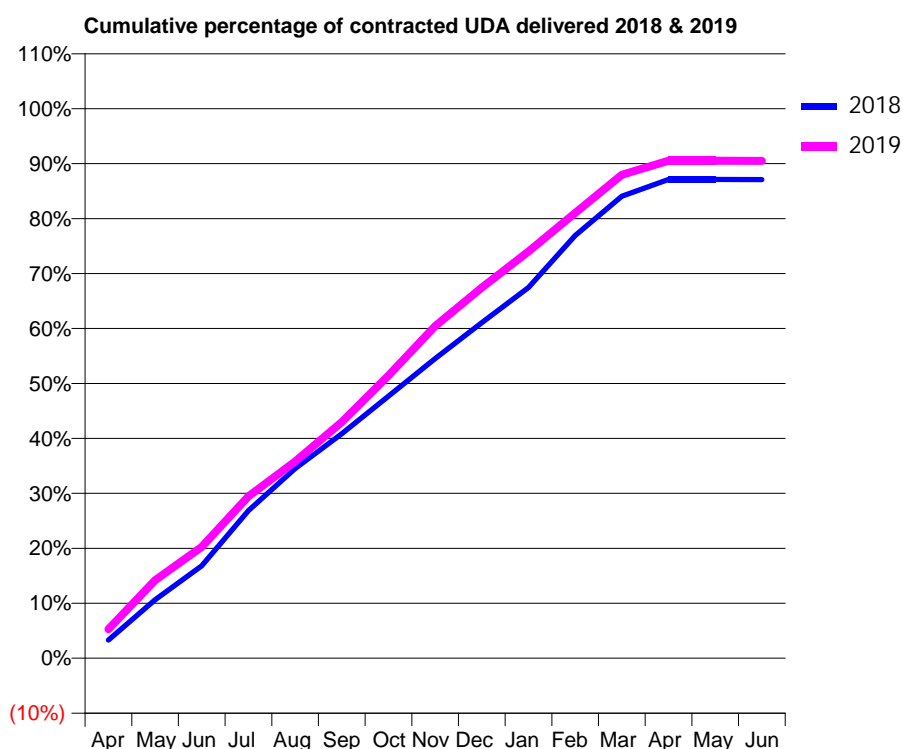
18/19 Contracted general activity (UDA)	28,000
Carry forward general activity (UDA)	0
18/19 Contracted orthodontic activity (UOA)	0
Carry forward orthodontic activity (UOA)	0
Baseline contract value	£689,373.69

ACCESS*

Patients seen in 24 months	Total	Change since previous quarter
Quarter ending March 2018	9,321	
Quarter ending June 2018	9,395	→
Quarter ending September 2018	9,454	→
Quarter ending December 2018	9,548	→
Quarter ending March 2019	9,446	↓
Variance since March 2018	1.3%	→



ACTIVITY



Month	Adjusted Scheduled Activity (UDA)	
	2018	2019
April	1,025	1,480
May	3,302	3,978
June	5,221	5,670
July	8,329	8,250
August	10,699	10,023
September	12,661	12,030
October	14,790	14,410
November	16,904	16,923
December	18,924	18,882
January	20,911	20,728
February	23,846	22,693
March	26,061	24,626
April	27,000	25,346
May	27,001	25,345
June	26,998	25,341

QUALITY

	Quantity	Base Number	Contract	AT	Region	England
% of FP17s for the same patient ID Re-attending within 3 months - Children	95	2,222	4.3%	9.7%	11.3%	11.8%
% of FP17s for the same patient ID Re-attending within 3 months - Adults	838	8,223	10.2%	14.0%	15.4%	15.7%
% of FP17s for the same patient ID Re-attending between 3 & 9 months - Children	1,049	2,222	47.2%	61.7%	61.3%	58.9%
% of FP17s for the same patient ID Re-attending between 3 & 9 months - Adults	2,956	8,223	35.9%	52.7%	52.1%	50.8%
% of FP17s for Band 1 Urgent Courses	448	10,393	4.3%	9.8%	9.5%	9.1%
% of FP17s Relating to Free Repair or Replacements	67	10,393	0.6%	0.6%	0.6%	0.8%
% of FP17s Relating to Continuations	215	10,393	2.1%	0.9%	0.8%	0.9%
% of Patients satisfied with the dentistry they have received	1	1	N/A	92.2%	92.4%	92.5%
% of Patients satisfied with the time they had to wait for an appointment	1	1	N/A	85.9%	86.3%	87.0%

* This is based on patients treated on this contract for their most recent course of treatment. Figures in italics indicate the base number of FP17s or Patient Questionnaire responses are less than 100. N/A is shown where the base number of responses is less than 10 during the period. % is calculated as Quantity/Base number*100

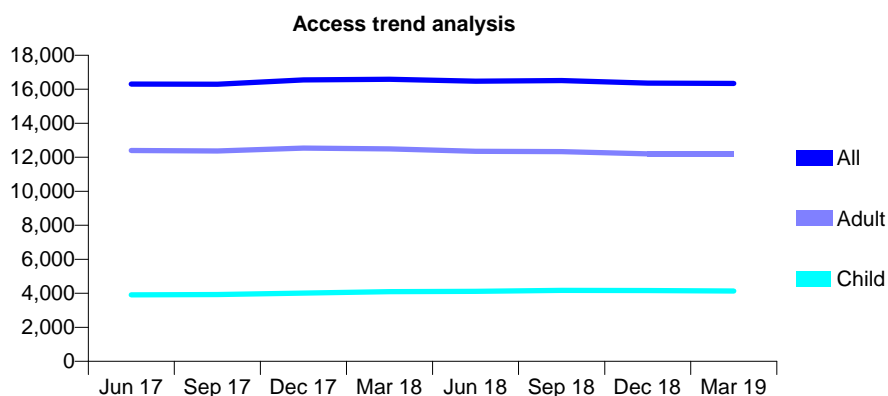
Q70 - Vital Signs At a Glance Contract Report for 101435/0016 - Year end March 2019

Name or company name	IDH Limited
Contract type name	GDS Contract
Purpose of contract	General
Contract start date	01/04/2006
Contract end date	

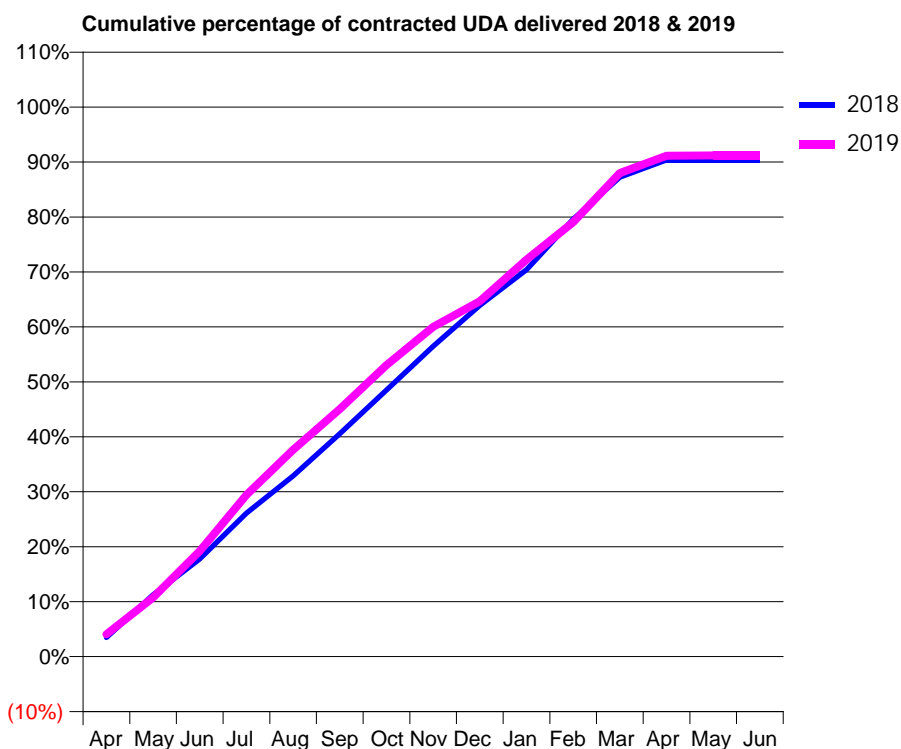
18/19 Contracted general activity (UDA)	47,133
Carry forward general activity (UDA)	0
18/19 Contracted orthodontic activity (UOA)	0
Carry forward orthodontic activity (UOA)	0
Baseline contract value	£1,070,360.15

ACCESS*

Patients seen in 24 months	Total	Change since previous quarter
Quarter ending March 2018	16,589	
Quarter ending June 2018	16,475	→
Quarter ending September 2018	16,517	→
Quarter ending December 2018	16,361	→
Quarter ending March 2019	16,340	→
Variance since March 2018	(1.5%)	↓



ACTIVITY



Month	Adjusted Scheduled Activity (UDA)	
	2018	2019
April	1,643	1,912
May	5,315	5,067
June	8,380	9,050
July	12,305	13,865
August	15,505	17,747
September	19,121	21,234
October	22,859	25,010
November	26,622	28,276
December	30,126	30,481
January	33,186	34,046
February	37,524	37,254
March	41,110	41,471
April	42,597	42,958
May	42,596	42,981
June	42,596	42,980

QUALITY

	Quantity	Base Number	Contract	AT	Region	England
% of FP17s for the same patient ID Re-attending within 3 months - Children	308	5,921	5.2%	9.7%	11.3%	11.8%
% of FP17s for the same patient ID Re-attending within 3 months - Adults	1,481	15,463	9.6%	14.0%	15.4%	15.7%
% of FP17s for the same patient ID Re-attending between 3 & 9 months - Children	3,662	5,921	61.8%	61.7%	61.3%	58.9%
% of FP17s for the same patient ID Re-attending between 3 & 9 months - Adults	8,238	15,463	53.3%	52.7%	52.1%	50.8%
% of FP17s for Band 1 Urgent Courses	1,052	21,396	4.9%	9.8%	9.5%	9.1%
% of FP17s Relating to Free Repair or Replacements	81	21,396	0.4%	0.6%	0.6%	0.8%
% of FP17s Relating to Continuations	271	21,396	1.3%	0.9%	0.8%	0.9%
% of Patients satisfied with the dentistry they have received	2	2	N/A	92.2%	92.4%	92.5%
% of Patients satisfied with the time they had to wait for an appointment	1	2	N/A	85.9%	86.3%	87.0%

* This is based on patients treated on this contract for their most recent course of treatment. Figures in italics indicate the base number of FP17s or Patient Questionnaire responses are less than 100. N/A is shown where the base number of responses is less than 10 during the period. % is calculated as Quantity/Base number*100

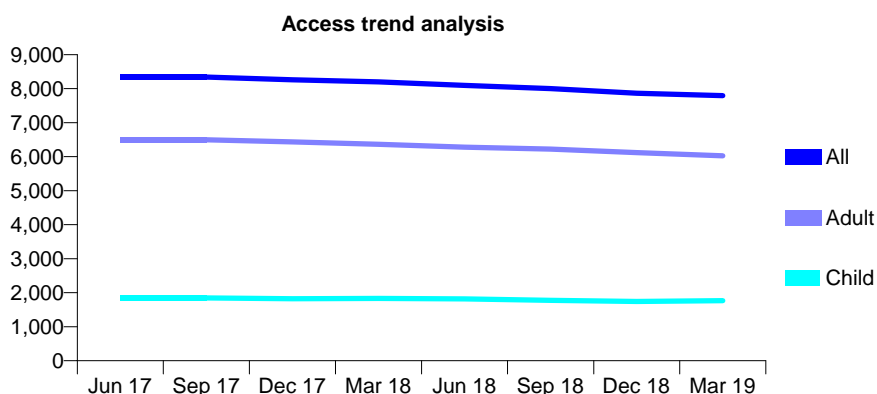
Q70 - Vital Signs At a Glance Contract Report for 101435/0022 - Year end March 2019

Name or company name	IDH Limited
Contract type name	GDS Contract
Purpose of contract	General
Contract start date	01/04/2006
Contract end date	

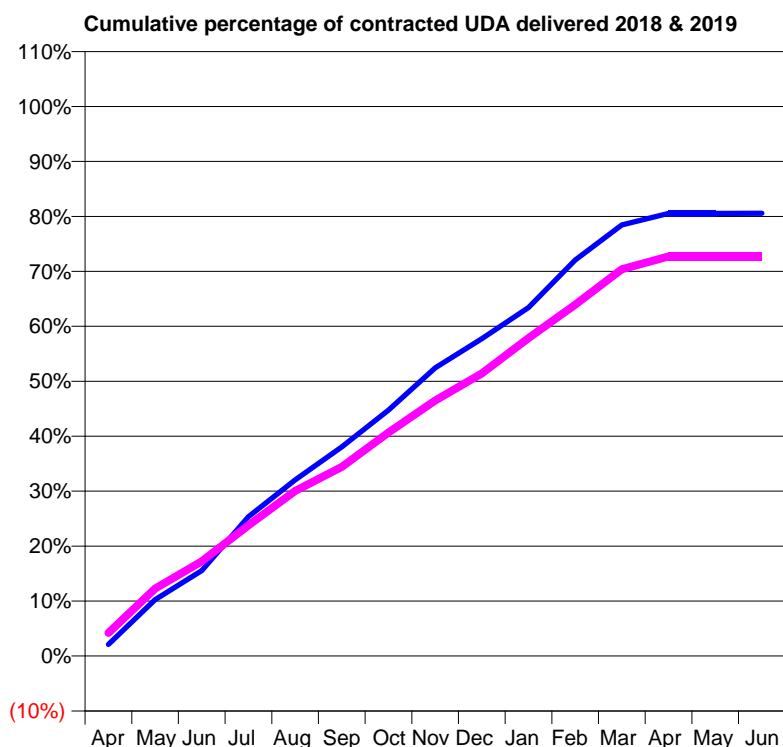
18/19 Contracted general activity (UDA)	22,473
Carry forward general activity (UDA)	0
18/19 Contracted orthodontic activity (UOA)	0
Carry forward orthodontic activity (UOA)	0
Baseline contract value	£545,764.89

ACCESS*

Patients seen in 24 months	Total	Change since previous quarter
Quarter ending March 2018	8,199	
Quarter ending June 2018	8,095	↓
Quarter ending September 2018	8,000	↓
Quarter ending December 2018	7,863	↓
Quarter ending March 2019	7,795	→
Variance since March 2018	(4.9%)	↓



ACTIVITY



Month	Adjusted Scheduled Activity (UDA)	
	2018	2019
April	497	949
May	2,414	2,761
June	3,646	3,874
July	5,949	5,346
August	7,521	6,746
September	8,932	7,734
October	10,502	9,145
November	12,308	10,446
December	13,556	11,556
January	14,885	12,998
February	16,914	14,369
March	18,414	15,810
April	18,902	16,335
May	18,906	16,339
June	18,907	16,338

QUALITY

	Quantity	Base Number	Contract	AT	Region	England
% of FP17s for the same patient ID Re-attending within 3 months - Children	80	1,947	4.1%	9.7%	11.3%	11.8%
% of FP17s for the same patient ID Re-attending within 3 months - Adults	695	6,515	10.7%	14.0%	15.4%	15.7%
% of FP17s for the same patient ID Re-attending between 3 & 9 months - Children	744	1,947	38.2%	61.7%	61.3%	58.9%
% of FP17s for the same patient ID Re-attending between 3 & 9 months - Adults	2,090	6,515	32.1%	52.7%	52.1%	50.8%
% of FP17s for Band 1 Urgent Courses	659	8,477	7.8%	9.8%	9.5%	9.1%
% of FP17s Relating to Free Repair or Replacements	37	8,477	0.4%	0.6%	0.6%	0.8%
% of FP17s Relating to Continuations	63	8,477	0.7%	0.9%	0.8%	0.9%
% of Patients satisfied with the dentistry they have received	2	2	N/A	92.2%	92.4%	92.5%
% of Patients satisfied with the time they had to wait for an appointment	2	2	N/A	85.9%	86.3%	87.0%

* This is based on patients treated on this contract for their most recent course of treatment. Figures in italics indicate the base number of FP17s or Patient Questionnaire responses are less than 100. N/A is shown where the base number of responses is less than 10 during the period. % is calculated as Quantity/Base number*100

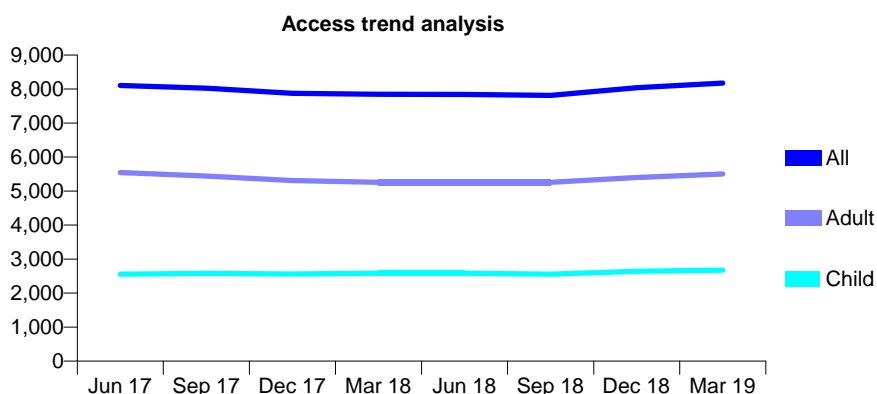
Q70 - Vital Signs At a Glance Contract Report for 101435/0023 - Year end March 2019

Name or company name	IDH Limited
Contract type name	GDS Contract
Purpose of contract	General
Contract start date	01/04/2006
Contract end date	

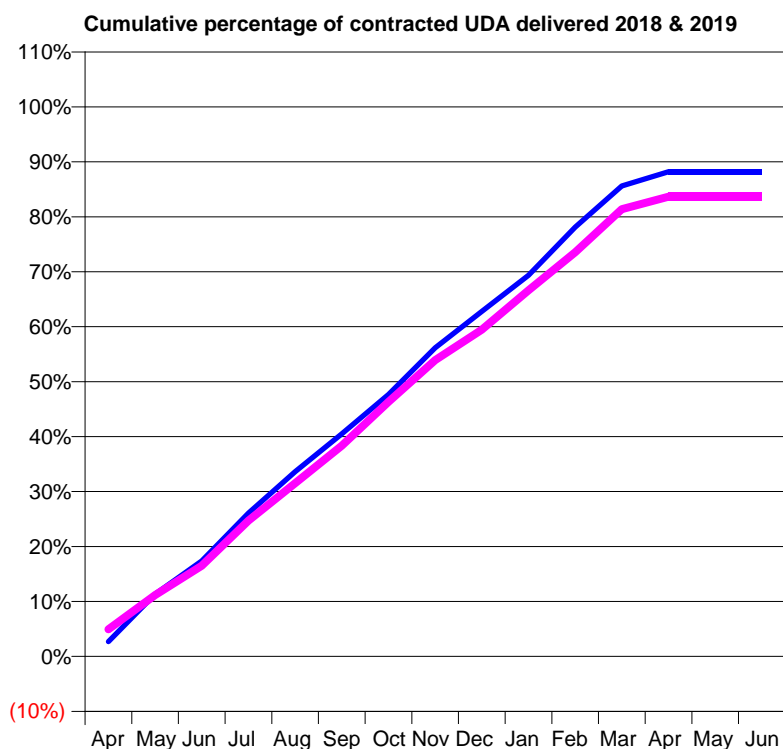
18/19 Contracted general activity (UDA)	20,343
Carry forward general activity (UDA)	0
18/19 Contracted orthodontic activity (UOA)	0
Carry forward orthodontic activity (UOA)	0
Baseline contract value	£595,486.35

ACCESS*

Patients seen in 24 months	Total	Change since previous quarter
Quarter ending March 2018	7,846	
Quarter ending June 2018	7,842	→
Quarter ending September 2018	7,813	→
Quarter ending December 2018	8,042	↑
Quarter ending March 2019	8,178	→
Variance since March 2018	4.2%	↑



ACTIVITY



Month	2018	2019
April	578	1,003
May	2,421	2,271
June	3,709	3,352
July	5,565	5,028
August	7,176	6,413
September	8,641	7,801
October	10,176	9,421
November	11,986	10,965
December	13,395	12,094
January	14,799	13,553
February	16,673	14,958
March	18,272	16,556
April	18,826	17,021
May	18,826	17,017
June	18,825	17,017

QUALITY

	Quantity	Base Number	Contract	AT	Region	England
% of FP17s for the same patient ID Re-attending within 3 months - Children	110	3,249	3.4%	9.7%	11.3%	11.8%
% of FP17s for the same patient ID Re-attending within 3 months - Adults	384	5,817	6.6%	14.0%	15.4%	15.7%
% of FP17s for the same patient ID Re-attending between 3 & 9 months - Children	1,785	3,249	54.9%	61.7%	61.3%	58.9%
% of FP17s for the same patient ID Re-attending between 3 & 9 months - Adults	2,800	5,817	48.1%	52.7%	52.1%	50.8%
% of FP17s for Band 1 Urgent Courses	379	9,054	4.2%	9.8%	9.5%	9.1%
% of FP17s Relating to Free Repair or Replacements	18	9,054	0.2%	0.6%	0.6%	0.8%
% of FP17s Relating to Continuations	82	9,054	0.9%	0.9%	0.8%	0.9%
% of Patients satisfied with the dentistry they have received	0	1	N/A	92.2%	92.4%	92.5%
% of Patients satisfied with the time they had to wait for an appointment	1	1	N/A	85.9%	86.3%	87.0%

* This is based on patients treated on this contract for their most recent course of treatment. Figures in italics indicate the base number of FP17s or Patient Questionnaire responses are less than 100. N/A is shown where the base number of responses is less than 10 during the period. % is calculated as Quantity/Base number*100

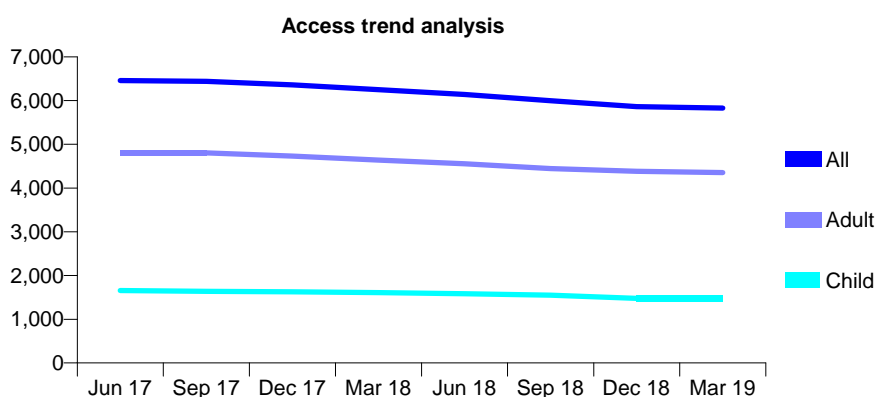
Q70 - Vital Signs At a Glance Contract Report for 101435/0024 - Year end March 2019

Name or company name	IDH Limited
Contract type name	GDS Contract
Purpose of contract	General
Contract start date	01/04/2006
Contract end date	

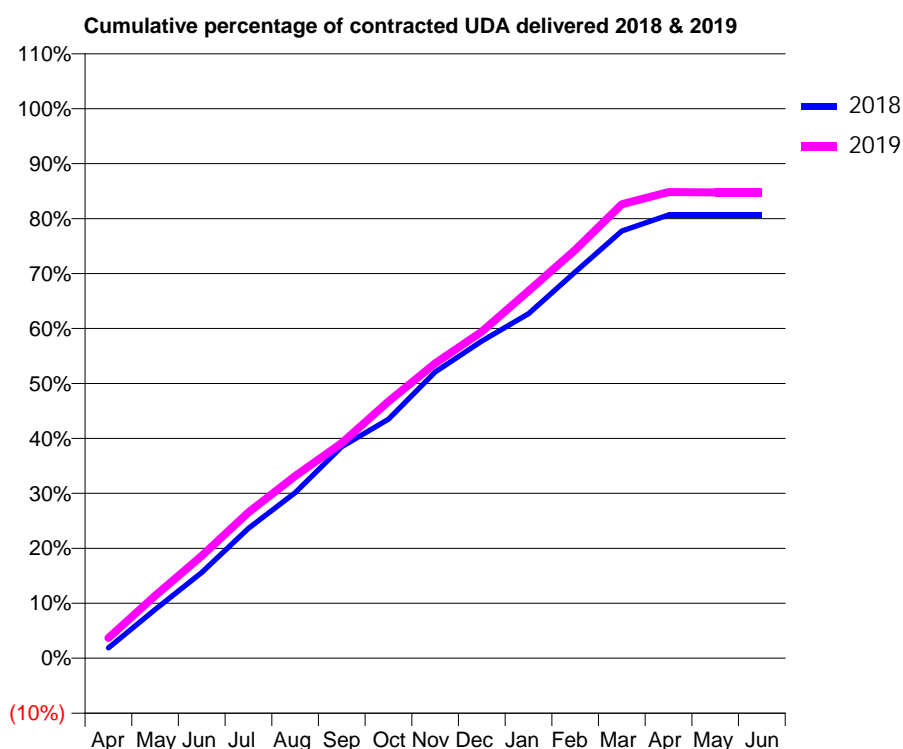
18/19 Contracted general activity (UDA)	15,619
Carry forward general activity (UDA)	0
18/19 Contracted orthodontic activity (UOA)	0
Carry forward orthodontic activity (UOA)	0
Baseline contract value	£347,576.60

ACCESS*

Patients seen in 24 months	Total	Change since previous quarter
Quarter ending March 2018	6,247	
Quarter ending June 2018	6,139	↓
Quarter ending September 2018	5,999	↓
Quarter ending December 2018	5,862	↓
Quarter ending March 2019	5,830	→
Variance since March 2018	(6.7%)	↓



ACTIVITY



Month	2018	2019
April	312	579
May	1,473	1,775
June	2,589	2,909
July	3,931	4,150
August	5,007	5,179
September	6,394	6,115
October	7,228	7,298
November	8,656	8,384
December	9,594	9,280
January	10,420	10,436
February	11,681	11,606
March	12,921	12,904
April	13,405	13,249
May	13,404	13,236
June	13,404	13,238

QUALITY

	Quantity	Base Number	Contract	AT	Region	England
% of FP17s for the same patient ID Re-attending within 3 months - Children	100	1,883	5.3%	9.7%	11.3%	11.8%
% of FP17s for the same patient ID Re-attending within 3 months - Adults	615	4,991	12.3%	14.0%	15.4%	15.7%
% of FP17s for the same patient ID Re-attending between 3 & 9 months - Children	850	1,883	45.1%	61.7%	61.3%	58.9%
% of FP17s for the same patient ID Re-attending between 3 & 9 months - Adults	1,957	4,991	39.2%	52.7%	52.1%	50.8%
% of FP17s for Band 1 Urgent Courses	639	6,818	9.4%	9.8%	9.5%	9.1%
% of FP17s Relating to Free Repair or Replacements	17	6,818	0.2%	0.6%	0.6%	0.8%
% of FP17s Relating to Continuations	51	6,818	0.7%	0.9%	0.8%	0.9%
% of Patients satisfied with the dentistry they have received	3	3	N/A	92.2%	92.4%	92.5%
% of Patients satisfied with the time they had to wait for an appointment	3	3	N/A	85.9%	86.3%	87.0%

* This is based on patients treated on this contract for their most recent course of treatment.

Figures in italics indicate the base number of FP17s or Patient Questionnaire responses are less than 100. N/A is shown where the base number of responses is less than 10 during the period. % is calculated as Quantity/Base number*100

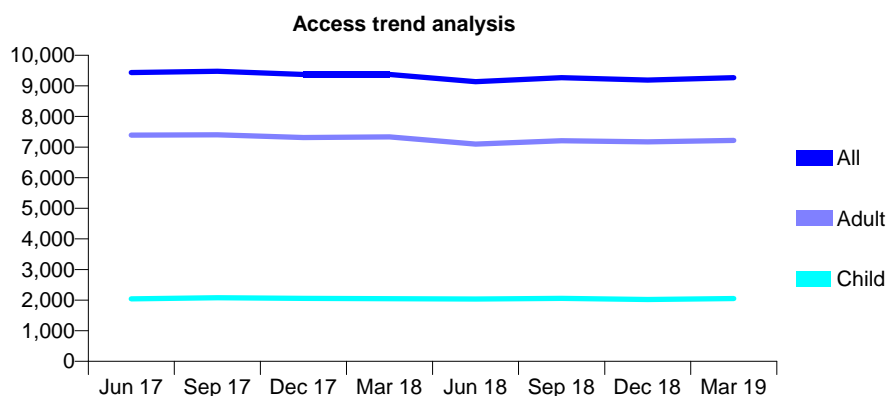
Q70 - Vital Signs At a Glance Contract Report for 101435/0025 - Year end March 2019

Name or company name	IDH Limited
Contract type name	GDS Contract
Purpose of contract	General
Contract start date	01/04/2006
Contract end date	

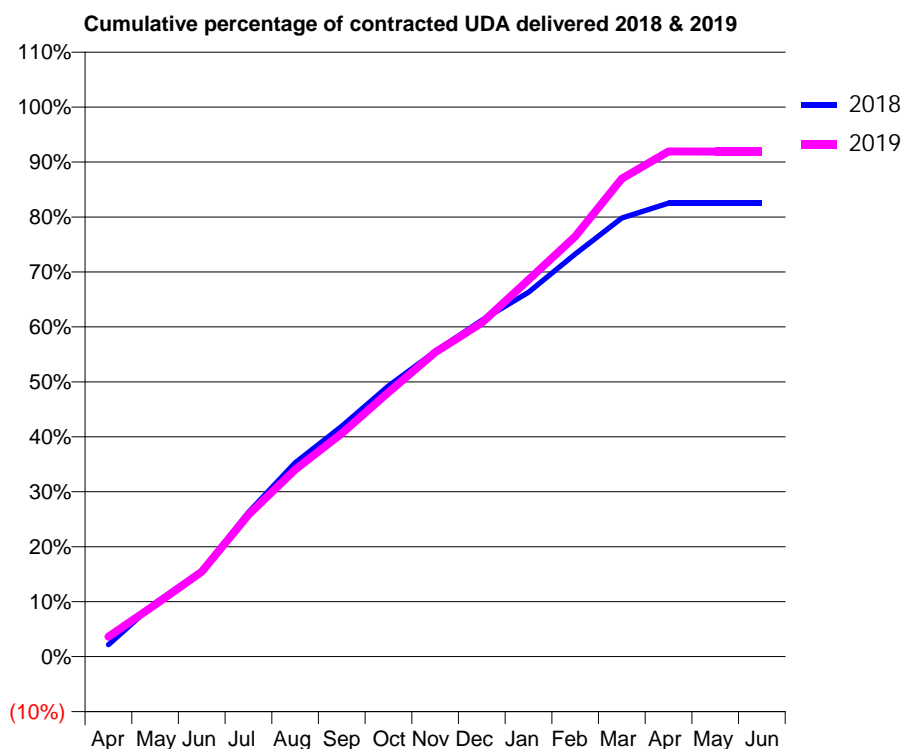
18/19 Contracted general activity (UDA)	25,000
Carry forward general activity (UDA)	0
18/19 Contracted orthodontic activity (UOA)	0
Carry forward orthodontic activity (UOA)	0
Baseline contract value	£640,907.59

ACCESS*

Patients seen in 24 months	Total	Change since previous quarter
Quarter ending March 2018	9,375	
Quarter ending June 2018	9,134	↓
Quarter ending September 2018	9,268	→
Quarter ending December 2018	9,191	→
Quarter ending March 2019	9,267	→
Variance since March 2018	(1.2%)	↓



ACTIVITY



Month	Adjusted Scheduled Activity (UDA)	
	2018	2019
April	577	906
May	2,587	2,364
June	4,131	3,861
July	6,952	6,449
August	9,350	8,509
September	11,107	10,154
October	13,058	12,022
November	14,717	13,839
December	16,213	15,185
January	17,566	17,139
February	19,413	19,115
March	21,150	21,747
April	21,868	22,982
May	21,868	22,969
June	21,865	22,970

QUALITY

	Quantity	Base Number	Contract	AT	Region	England
% of FP17s for the same patient ID Re-attending within 3 months - Children	143	2,687	5.3%	9.7%	11.3%	11.8%
% of FP17s for the same patient ID Re-attending within 3 months - Adults	876	8,541	10.3%	14.0%	15.4%	15.7%
% of FP17s for the same patient ID Re-attending between 3 & 9 months - Children	1,386	2,687	51.6%	61.7%	61.3%	58.9%
% of FP17s for the same patient ID Re-attending between 3 & 9 months - Adults	3,962	8,541	46.4%	52.7%	52.1%	50.8%
% of FP17s for Band 1 Urgent Courses	933	11,392	8.2%	9.8%	9.5%	9.1%
% of FP17s Relating to Free Repair or Replacements	48	11,392	0.4%	0.6%	0.6%	0.8%
% of FP17s Relating to Continuations	96	11,392	0.8%	0.9%	0.8%	0.9%
% of Patients satisfied with the dentistry they have received	4	5	N/A	92.2%	92.4%	92.5%
% of Patients satisfied with the time they had to wait for an appointment	4	5	N/A	85.9%	86.3%	87.0%

* This is based on patients treated on this contract for their most recent course of treatment. Figures in italics indicate the base number of FP17s or Patient Questionnaire responses are less than 100. N/A is shown where the base number of responses is less than 10 during the period. % is calculated as Quantity/Base number*100

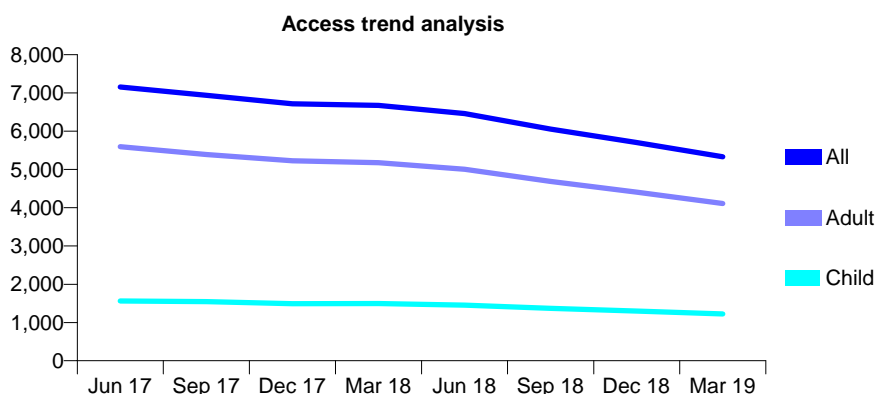
Q70 - Vital Signs At a Glance Contract Report for 101435/0045 - Year end March 2019

Name or company name	IDH Limited
Contract type name	GDS Contract
Purpose of contract	General
Contract start date	02/04/2006
Contract end date	

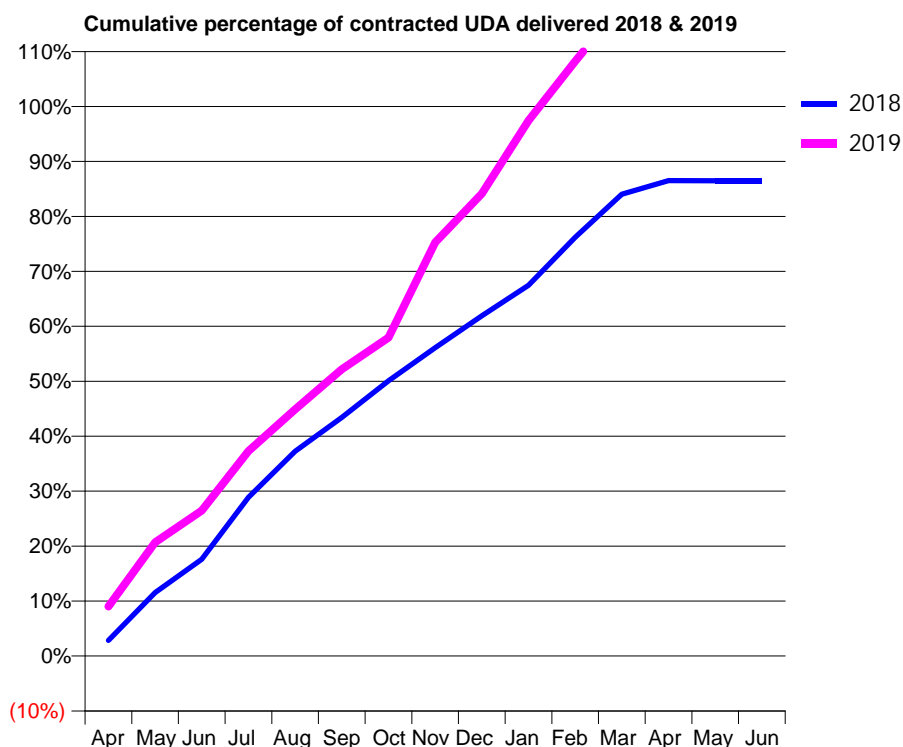
18/19 Contracted general activity (UDA)	10,000
Carry forward general activity (UDA)	0
18/19 Contracted orthodontic activity (UOA)	0
Carry forward orthodontic activity (UOA)	0
Baseline contract value	£236,360.05

ACCESS*

Patients seen in 24 months	Total	Change since previous quarter
Quarter ending March 2018	6,674	
Quarter ending June 2018	6,462	↓
Quarter ending September 2018	6,054	↓
Quarter ending December 2018	5,706	↓
Quarter ending March 2019	5,330	↓
Variance since March 2018	(20.1%)	↓



ACTIVITY



Month	Adjusted Scheduled Activity (UDA)	
	2018	2019
April	699	901
May	2,834	2,069
June	4,313	2,646
July	7,074	3,729
August	9,128	4,491
September	10,636	5,216
October	12,267	5,794
November	13,744	7,527
December	15,165	8,413
January	16,526	9,743
February	18,669	10,823
March	20,587	11,849
April	21,195	12,253
May	21,189	12,251
June	21,189	12,251

QUALITY

	Quantity	Base Number	Contract	AT	Region	England
% of FP17s for the same patient ID Re-attending within 3 months - Children	81	1,310	6.2%	9.7%	11.3%	11.8%
% of FP17s for the same patient ID Re-attending within 3 months - Adults	538	4,509	11.9%	14.0%	15.4%	15.7%
% of FP17s for the same patient ID Re-attending between 3 & 9 months - Children	628	1,310	47.9%	61.7%	61.3%	58.9%
% of FP17s for the same patient ID Re-attending between 3 & 9 months - Adults	2,144	4,509	47.5%	52.7%	52.1%	50.8%
% of FP17s for Band 1 Urgent Courses	550	5,755	9.6%	9.8%	9.5%	9.1%
% of FP17s Relating to Free Repair or Replacements	29	5,755	0.5%	0.6%	0.6%	0.8%
% of FP17s Relating to Continuations	43	5,755	0.7%	0.9%	0.8%	0.9%
% of Patients satisfied with the dentistry they have received	2	3	N/A	92.2%	92.4%	92.5%
% of Patients satisfied with the time they had to wait for an appointment	1	3	N/A	85.9%	86.3%	87.0%

* This is based on patients treated on this contract for their most recent course of treatment. Figures in italics indicate the base number of FP17s or Patient Questionnaire responses are less than 100. N/A is shown where the base number of responses is less than 10 during the period. % is calculated as Quantity/Base number*100

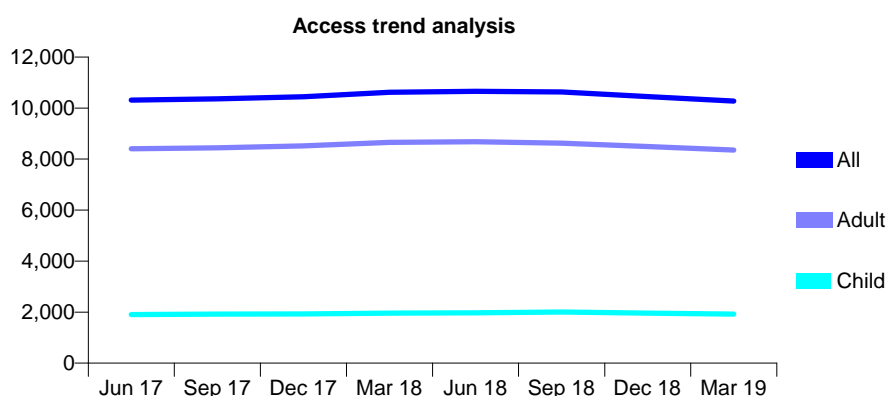
Q70 - Vital Signs At a Glance Contract Report for 101435/0046 - Year end March 2019

Name or company name	IDH Limited
Contract type name	GDS Contract
Purpose of contract	General
Contract start date	16/10/2006
Contract end date	

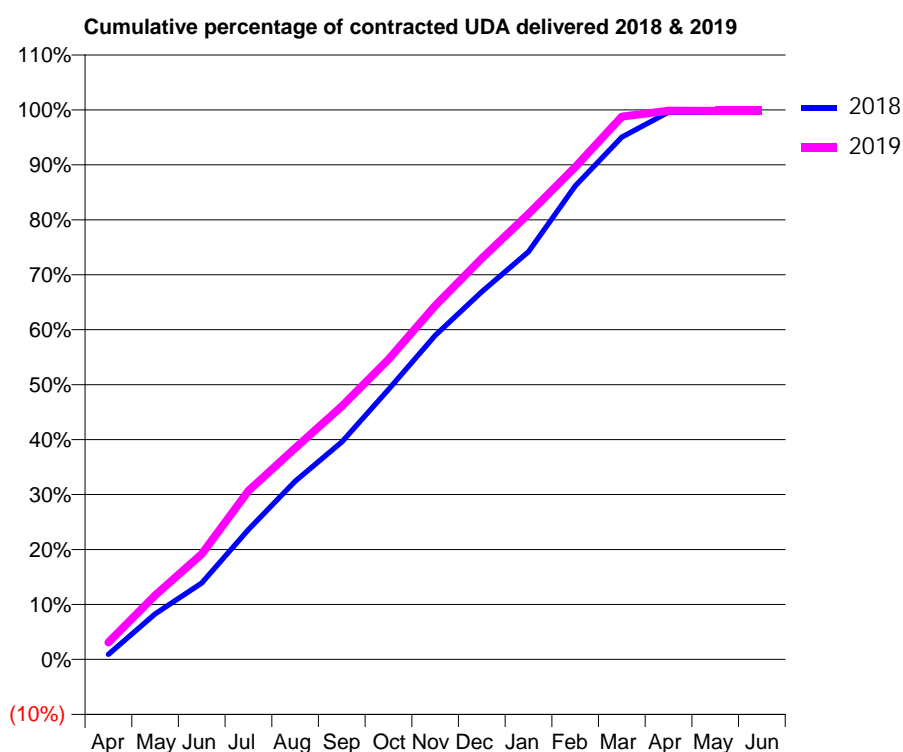
18/19 Contracted general activity (UDA)	28,000
Carry forward general activity (UDA)	119
18/19 Contracted orthodontic activity (UOA)	0
Carry forward orthodontic activity (UOA)	0
Baseline contract value	£689,373.73

ACCESS*

Patients seen in 24 months	Total	Change since previous quarter
Quarter ending March 2018	10,615	
Quarter ending June 2018	10,657	→
Quarter ending September 2018	10,632	→
Quarter ending December 2018	10,449	↓
Quarter ending March 2019	10,270	↓
Variance since March 2018	(3.3%)	↓



ACTIVITY



Month	Adjusted Scheduled Activity (UDA)	
	2018	2019
April	260	872
May	2,320	3,263
June	3,895	5,373
July	6,619	8,594
August	9,080	10,763
September	11,082	12,895
October	13,751	15,284
November	16,505	18,023
December	18,735	20,430
January	20,778	22,695
February	24,128	25,090
March	26,610	27,649
April	27,883	27,956
May	27,881	27,953
June	27,880	27,950

QUALITY

	Quantity	Base Number	Contract	AT	Region	England
% of FP17s for the same patient ID Re-attending within 3 months - Children	119	2,690	4.4%	9.7%	11.3%	11.8%
% of FP17s for the same patient ID Re-attending within 3 months - Adults	1,236	10,794	11.5%	14.0%	15.4%	15.7%
% of FP17s for the same patient ID Re-attending between 3 & 9 months - Children	1,594	2,690	59.3%	61.7%	61.3%	58.9%
% of FP17s for the same patient ID Re-attending between 3 & 9 months - Adults	5,594	10,794	51.8%	52.7%	52.1%	50.8%
% of FP17s for Band 1 Urgent Courses	1,219	13,152	9.3%	9.8%	9.5%	9.1%
% of FP17s Relating to Free Repair or Replacements	46	13,152	0.3%	0.6%	0.6%	0.8%
% of FP17s Relating to Continuations	198	13,152	1.5%	0.9%	0.8%	0.9%
% of Patients satisfied with the dentistry they have received	1	1	N/A	92.2%	92.4%	92.5%
% of Patients satisfied with the time they had to wait for an appointment	1	1	N/A	85.9%	86.3%	87.0%

* This is based on patients treated on this contract for their most recent course of treatment. Figures in italics indicate the base number of FP17s or Patient Questionnaire responses are less than 100. N/A is shown where the base number of responses is less than 10 during the period. % is calculated as Quantity/Base number*100

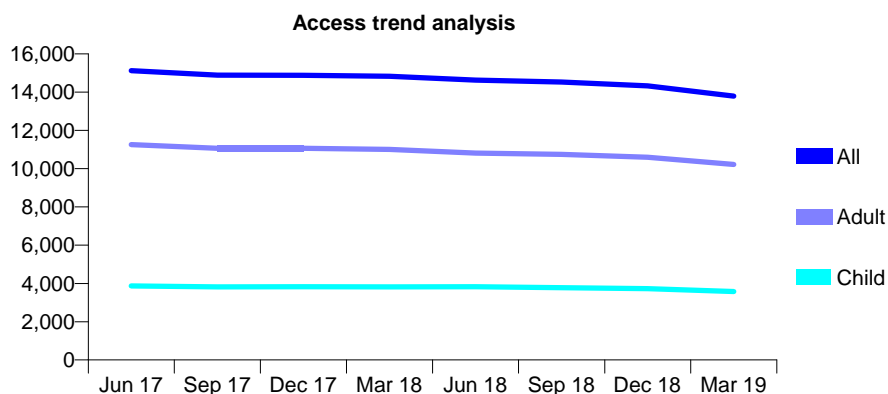
Q70 - Vital Signs At a Glance Contract Report for 101435/0058 - Year end March 2019

Name or company name	IDH Limited
Contract type name	GDS Contract
Purpose of contract	General
Contract start date	01/03/2007
Contract end date	

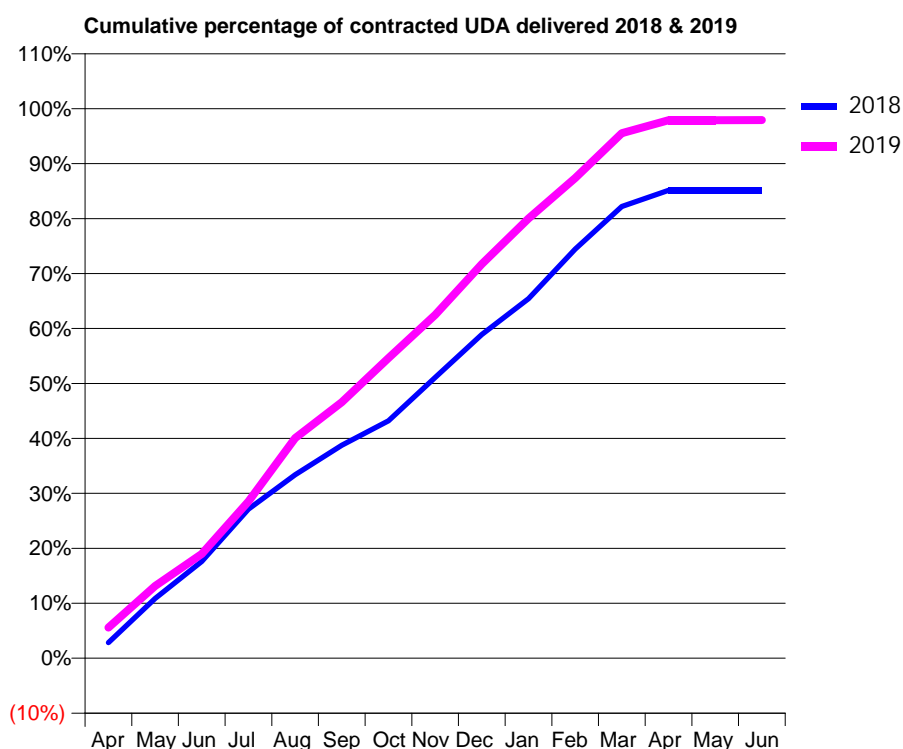
18/19 Contracted general activity (UDA)	37,500
Carry forward general activity (UDA)	0
18/19 Contracted orthodontic activity (UOA)	0
Carry forward orthodontic activity (UOA)	0
Baseline contract value	£883,580.82

ACCESS*

Patients seen in 24 months	Total	Change since previous quarter
Quarter ending March 2018	14,823	
Quarter ending June 2018	14,631	↓
Quarter ending September 2018	14,524	→
Quarter ending December 2018	14,321	↓
Quarter ending March 2019	13,792	↓
Variance since March 2018	(7.0%)	↓



ACTIVITY



Month	Adjusted Scheduled Activity (UDA)	
	2018	2019
April	1,297	2,093
May	4,951	4,924
June	8,012	7,119
July	12,336	10,698
August	15,192	15,024
September	17,627	17,465
October	19,664	20,480
November	23,249	23,424
December	26,804	26,900
January	29,757	30,003
February	33,867	32,767
March	37,402	35,825
April	38,738	36,718
May	38,738	36,718
June	38,741	36,721

QUALITY

	Quantity	Base Number	Contract	AT	Region	England
% of FP17s for the same patient ID Re-attending within 3 months - Children	280	4,516	6.2%	9.7%	11.3%	11.8%
% of FP17s for the same patient ID Re-attending within 3 months - Adults	1,258	11,705	10.7%	14.0%	15.4%	15.7%
% of FP17s for the same patient ID Re-attending between 3 & 9 months - Children	2,250	4,516	49.8%	61.7%	61.3%	58.9%
% of FP17s for the same patient ID Re-attending between 3 & 9 months - Adults	5,227	11,705	44.7%	52.7%	52.1%	50.8%
% of FP17s for Band 1 Urgent Courses	1,895	16,060	11.8%	9.8%	9.5%	9.1%
% of FP17s Relating to Free Repair or Replacements	29	16,060	0.2%	0.6%	0.6%	0.8%
% of FP17s Relating to Continuations	188	16,060	1.2%	0.9%	0.8%	0.9%
% of Patients satisfied with the dentistry they have received	3	3	N/A	92.2%	92.4%	92.5%
% of Patients satisfied with the time they had to wait for an appointment	3	3	N/A	85.9%	86.3%	87.0%

* This is based on patients treated on this contract for their most recent course of treatment. Figures in italics indicate the base number of FP17s or Patient Questionnaire responses are less than 100. N/A is shown where the base number of responses is less than 10 during the period. % is calculated as Quantity/Base number*100

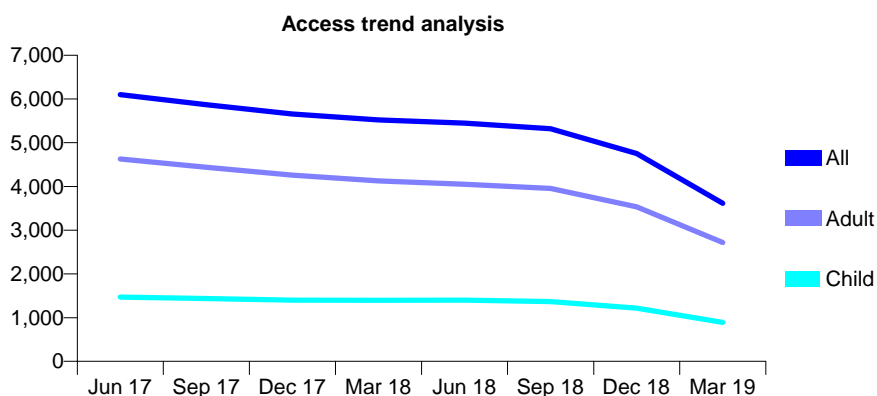
Q70 - Vital Signs At a Glance Contract Report for 101435/0079 - Year end March 2019

Name or company name	IDH Limited
Contract type name	GDS Contract
Purpose of contract	General
Contract start date	02/01/2008
Contract end date	30/11/2018

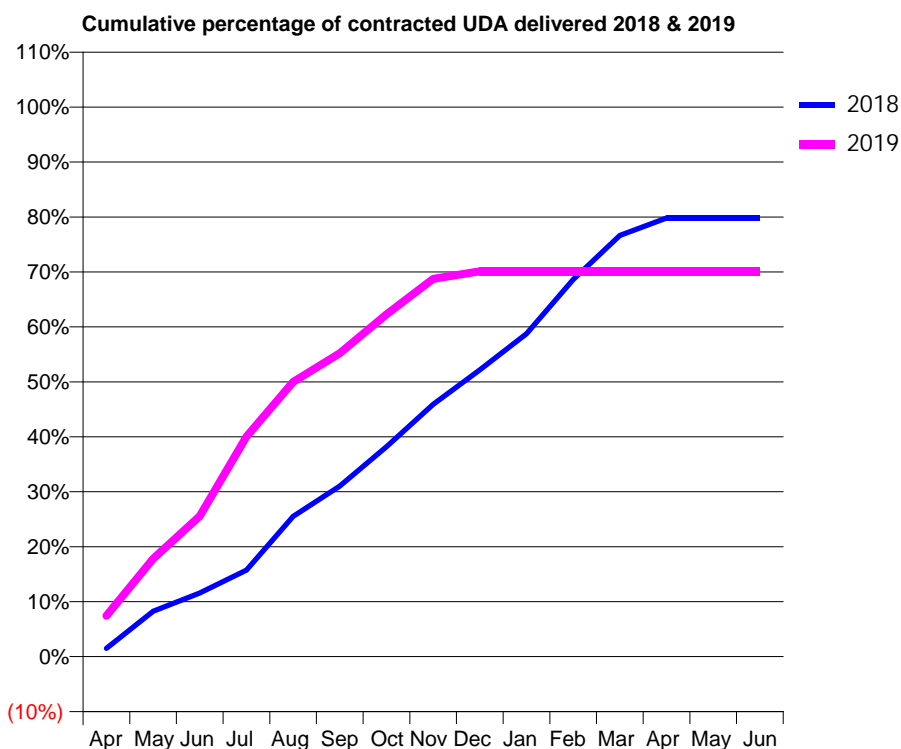
18/19 Contracted general activity (UDA)	11,333
Carry forward general activity (UDA)	0
18/19 Contracted orthodontic activity (UOA)	0
Carry forward orthodontic activity (UOA)	0
Baseline contract value	£280,410.18

ACCESS*

Patients seen in 24 months	Total	Change since previous quarter
Quarter ending March 2018	5,523	
Quarter ending June 2018	5,449	↓
Quarter ending September 2018	5,320	↓
Quarter ending December 2018	4,753	↓
Quarter ending March 2019	3,613	↓
Variance since March 2018	(34.6%)	↓



ACTIVITY



Month	Adjusted Scheduled Activity (UDA)	
	2018	2019
April	259	843
May	1,403	2,021
June	1,969	2,898
July	2,676	4,535
August	4,337	5,668
September	5,275	6,256
October	6,497	7,060
November	7,801	7,790
December	8,873	7,946
January	9,988	7,946
February	11,670	7,946
March	13,025	7,946
April	13,567	7,946
May	13,567	7,946
June	13,567	7,946

QUALITY

	Quantity	Base Number	Contract	AT	Region	England
% of FP17s for the same patient ID Re-attending within 3 months - Children	66	1,175	5.6%	9.7%	11.3%	11.8%
% of FP17s for the same patient ID Re-attending within 3 months - Adults	399	3,202	12.5%	14.0%	15.4%	15.7%
% of FP17s for the same patient ID Re-attending between 3 & 9 months - Children	705	1,175	60.0%	61.7%	61.3%	58.9%
% of FP17s for the same patient ID Re-attending between 3 & 9 months - Adults	1,840	3,202	57.5%	52.7%	52.1%	50.8%
% of FP17s for Band 1 Urgent Courses	391	4,144	9.4%	9.8%	9.5%	9.1%
% of FP17s Relating to Free Repair or Replacements	39	4,144	0.9%	0.6%	0.6%	0.8%
% of FP17s Relating to Continuations	40	4,144	1.0%	0.9%	0.8%	0.9%
% of Patients satisfied with the dentistry they have received	1	1	N/A	92.2%	92.4%	92.5%
% of Patients satisfied with the time they had to wait for an appointment	1	1	N/A	85.9%	86.3%	87.0%

* This is based on patients treated on this contract for their most recent course of treatment. Figures in italics indicate the base number of FP17s or Patient Questionnaire responses are less than 100. N/A is shown where the base number of responses is less than 10 during the period. % is calculated as Quantity/Base number*100

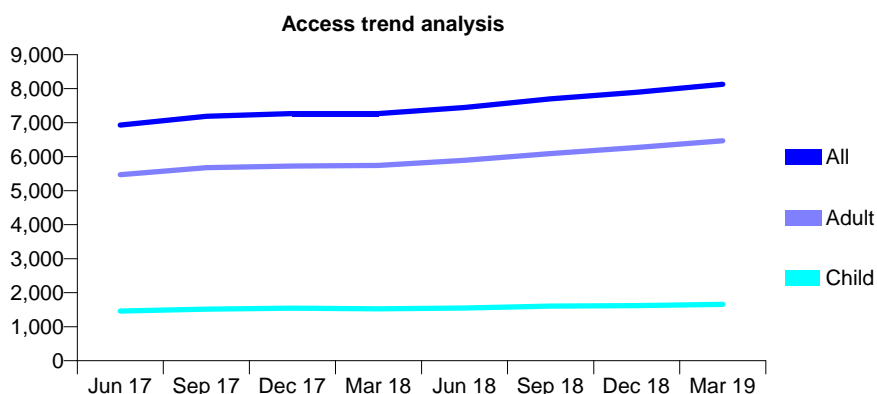
Q70 - Vital Signs At a Glance Contract Report for 101435/0092 - Year end March 2019

Name or company name	IDH Limited
Contract type name	GDS Contract
Purpose of contract	General
Contract start date	01/04/2008
Contract end date	

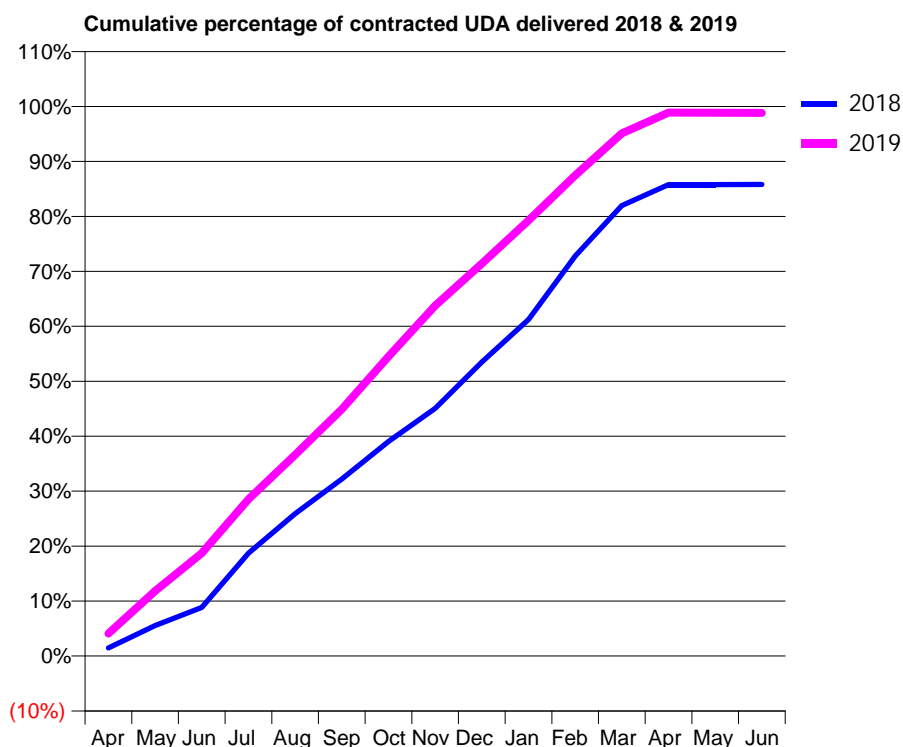
18/19 Contracted general activity (UDA)	22,500
Carry forward general activity (UDA)	0
18/19 Contracted orthodontic activity (UOA)	0
Carry forward orthodontic activity (UOA)	0
Baseline contract value	£553,961.03

ACCESS*

Patients seen in 24 months	Total	Change since previous quarter
Quarter ending March 2018	7,270	
Quarter ending June 2018	7,448	↑
Quarter ending September 2018	7,699	↑
Quarter ending December 2018	7,895	↑
Quarter ending March 2019	8,129	↑
Variance since March 2018	11.8%	↑



ACTIVITY



Month	Adjusted Scheduled Activity (UDA)	
	2018	2019
April	329	921
May	1,250	2,670
June	1,989	4,210
July	4,210	6,416
August	5,829	8,242
September	7,242	10,096
October	8,780	12,268
November	10,143	14,348
December	12,031	16,067
January	13,779	17,834
February	16,379	19,678
March	18,440	21,394
April	19,296	22,246
May	19,296	22,240
June	19,303	22,239

QUALITY

	Quantity	Base Number	Contract	AT	Region	England
% of FP17s for the same patient ID Re-attending within 3 months - Children	91	2,466	3.7%	9.7%	11.3%	11.8%
% of FP17s for the same patient ID Re-attending within 3 months - Adults	888	9,064	9.8%	14.0%	15.4%	15.7%
% of FP17s for the same patient ID Re-attending between 3 & 9 months - Children	1,594	2,466	64.6%	61.7%	61.3%	58.9%
% of FP17s for the same patient ID Re-attending between 3 & 9 months - Adults	4,317	9,064	47.6%	52.7%	52.1%	50.8%
% of FP17s for Band 1 Urgent Courses	975	11,552	8.4%	9.8%	9.5%	9.1%
% of FP17s Relating to Free Repair or Replacements	73	11,552	0.6%	0.6%	0.6%	0.8%
% of FP17s Relating to Continuations	81	11,552	0.7%	0.9%	0.8%	0.9%
% of Patients satisfied with the dentistry they have received	3	3	N/A	92.2%	92.4%	92.5%
% of Patients satisfied with the time they had to wait for an appointment	3	3	N/A	85.9%	86.3%	87.0%

* This is based on patients treated on this contract for their most recent course of treatment. Figures in italics indicate the base number of FP17s or Patient Questionnaire responses are less than 100. N/A is shown where the base number of responses is less than 10 during the period. % is calculated as Quantity/Base number*100

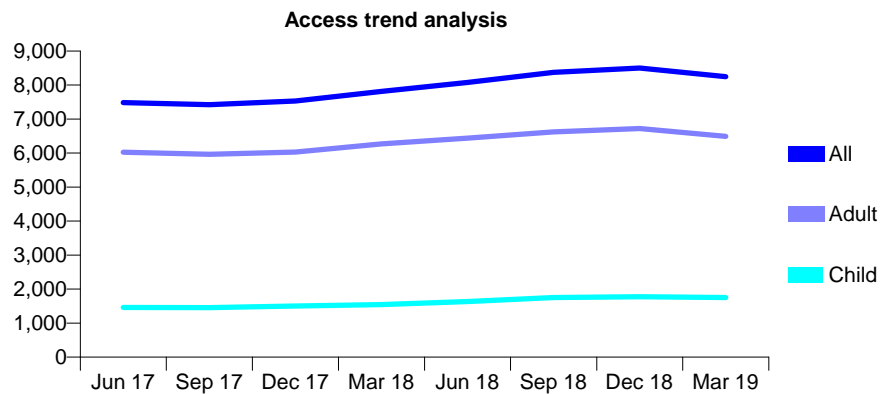
Q70 - Vital Signs At a Glance Contract Report for 101435/0094 - Year end March 2019

Name or company name	IDH Limited
Contract type name	GDS Contract
Purpose of contract	General
Contract start date	01/06/2008
Contract end date	

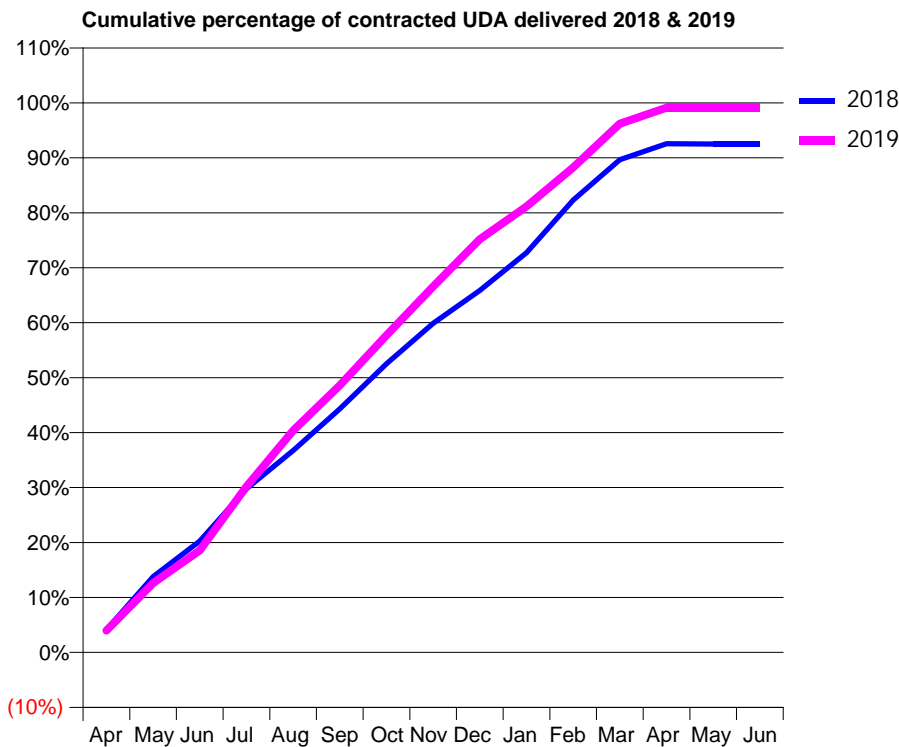
18/19 Contracted general activity (UDA)	20,873
Carry forward general activity (UDA)	0
18/19 Contracted orthodontic activity (UOA)	0
Carry forward orthodontic activity (UOA)	0
Baseline contract value	£485,466.72

ACCESS*

Patients seen in 24 months	Total	Change since previous quarter
Quarter ending March 2018	7,815	
Quarter ending June 2018	8,076	↑
Quarter ending September 2018	8,375	↑
Quarter ending December 2018	8,499	→
Quarter ending March 2019	8,244	↓
Variance since March 2018	5.5%	↑



ACTIVITY



Month	Adjusted Scheduled Activity (UDA)	
	2018	2019
April	866	829
May	2,882	2,634
June	4,228	3,875
July	6,217	6,302
August	7,665	8,424
September	9,245	10,145
October	10,965	12,041
November	12,498	13,903
December	13,743	15,694
January	15,184	16,933
February	17,181	18,422
March	18,713	20,082
April	19,323	20,687
May	19,313	20,687
June	19,312	20,687

QUALITY

	Quantity	Base Number	Contract	AT	Region	England
% of FP17s for the same patient ID Re-attending within 3 months - Children	125	2,377	5.3%	9.7%	11.3%	11.8%
% of FP17s for the same patient ID Re-attending within 3 months - Adults	1,285	8,900	14.4%	14.0%	15.4%	15.7%
% of FP17s for the same patient ID Re-attending between 3 & 9 months - Children	1,387	2,377	58.4%	61.7%	61.3%	58.9%
% of FP17s for the same patient ID Re-attending between 3 & 9 months - Adults	4,567	8,900	51.3%	52.7%	52.1%	50.8%
% of FP17s for Band 1 Urgent Courses	1,613	11,292	14.3%	9.8%	9.5%	9.1%
% of FP17s Relating to Free Repair or Replacements	53	11,292	0.5%	0.6%	0.6%	0.8%
% of FP17s Relating to Continuations	82	11,292	0.7%	0.9%	0.8%	0.9%
% of Patients satisfied with the dentistry they have received	3	3	N/A	92.2%	92.4%	92.5%
% of Patients satisfied with the time they had to wait for an appointment	2	3	N/A	85.9%	86.3%	87.0%

* This is based on patients treated on this contract for their most recent course of treatment. Figures in italics indicate the base number of FP17s or Patient Questionnaire responses are less than 100. N/A is shown where the base number of responses is less than 10 during the period. % is calculated as Quantity/Base number*100

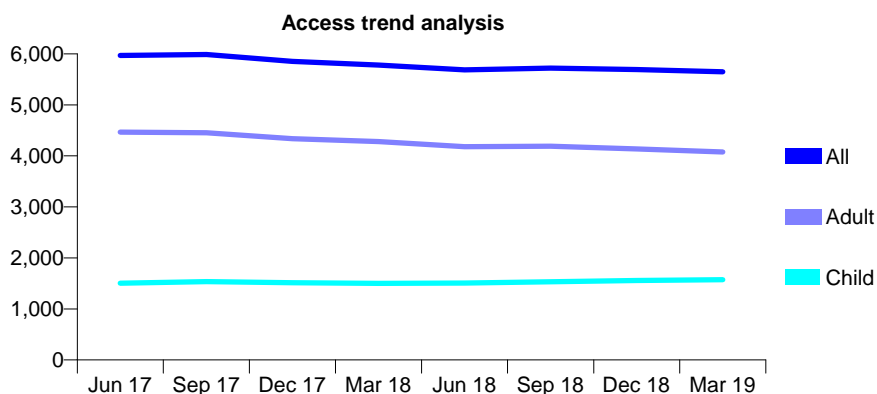
Q70 - Vital Signs At a Glance Contract Report for 101435/0104 - Year end March 2019

Name or company name	IDH Limited
Contract type name	GDS Contract
Purpose of contract	General
Contract start date	01/08/2008
Contract end date	

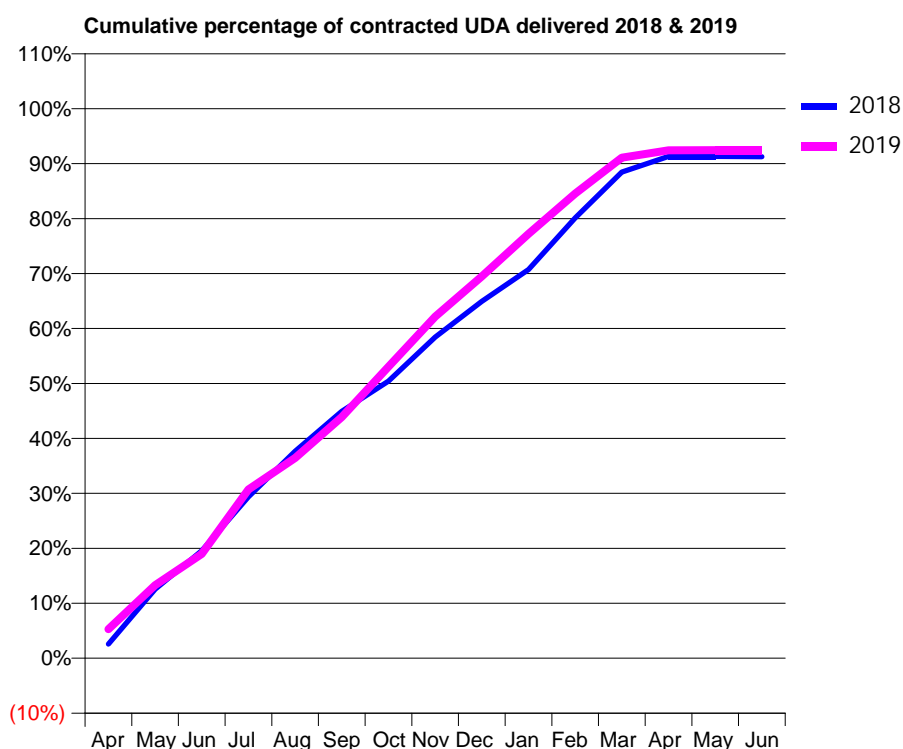
18/19 Contracted general activity (UDA)	18,500
Carry forward general activity (UDA)	0
18/19 Contracted orthodontic activity (UOA)	0
Carry forward orthodontic activity (UOA)	0
Baseline contract value	£462,367.96

ACCESS*

Patients seen in 24 months	Total	Change since previous quarter
Quarter ending March 2018	5,783	
Quarter ending June 2018	5,688	↓
Quarter ending September 2018	5,722	→
Quarter ending December 2018	5,694	→
Quarter ending March 2019	5,648	→
Variance since March 2018	(2.3%)	↓



ACTIVITY



Month	Adjusted Scheduled Activity (UDA)	
	2018	2019
April	478	977
May	2,328	2,461
June	3,617	3,506
July	5,435	5,680
August	6,971	6,745
September	8,313	8,118
October	9,332	9,812
November	10,813	11,501
December	12,010	12,852
January	13,084	14,285
February	14,824	15,645
March	16,365	16,852
April	16,891	17,098
May	16,892	17,101
June	16,883	17,104

QUALITY

	Quantity	Base Number	Contract	AT	Region	England
% of FP17s for the same patient ID Re-attending within 3 months - Children	119	2,529	4.7%	9.7%	11.3%	11.8%
% of FP17s for the same patient ID Re-attending within 3 months - Adults	514	5,432	9.5%	14.0%	15.4%	15.7%
% of FP17s for the same patient ID Re-attending between 3 & 9 months - Children	1,602	2,529	63.3%	61.7%	61.3%	58.9%
% of FP17s for the same patient ID Re-attending between 3 & 9 months - Adults	3,005	5,432	55.3%	52.7%	52.1%	50.8%
% of FP17s for Band 1 Urgent Courses	404	7,850	5.1%	9.8%	9.5%	9.1%
% of FP17s Relating to Free Repair or Replacements	55	7,850	0.7%	0.6%	0.6%	0.8%
% of FP17s Relating to Continuations	83	7,850	1.1%	0.9%	0.8%	0.9%
% of Patients satisfied with the dentistry they have received	1	1	N/A	92.2%	92.4%	92.5%
% of Patients satisfied with the time they had to wait for an appointment	1	1	N/A	85.9%	86.3%	87.0%

* This is based on patients treated on this contract for their most recent course of treatment. Figures in italics indicate the base number of FP17s or Patient Questionnaire responses are less than 100. N/A is shown where the base number of responses is less than 10 during the period. % is calculated as Quantity/Base number*100

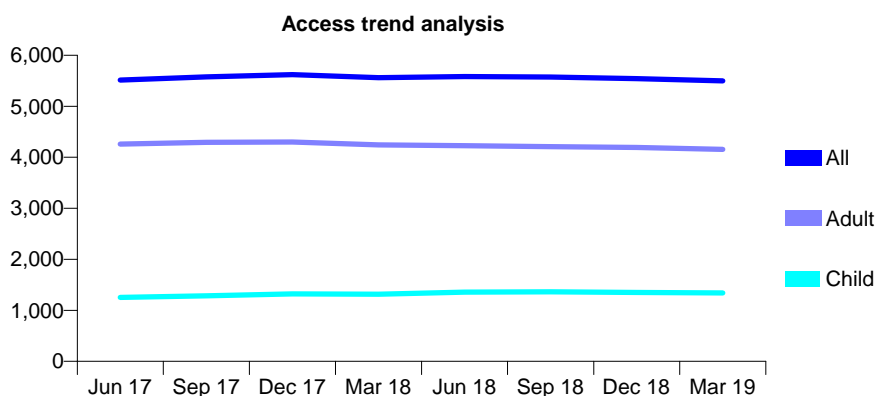
Q70 - Vital Signs At a Glance Contract Report for 101435/0105 - Year end March 2019

Name or company name	IDH Limited
Contract type name	GDS Contract
Purpose of contract	General
Contract start date	01/08/2008
Contract end date	

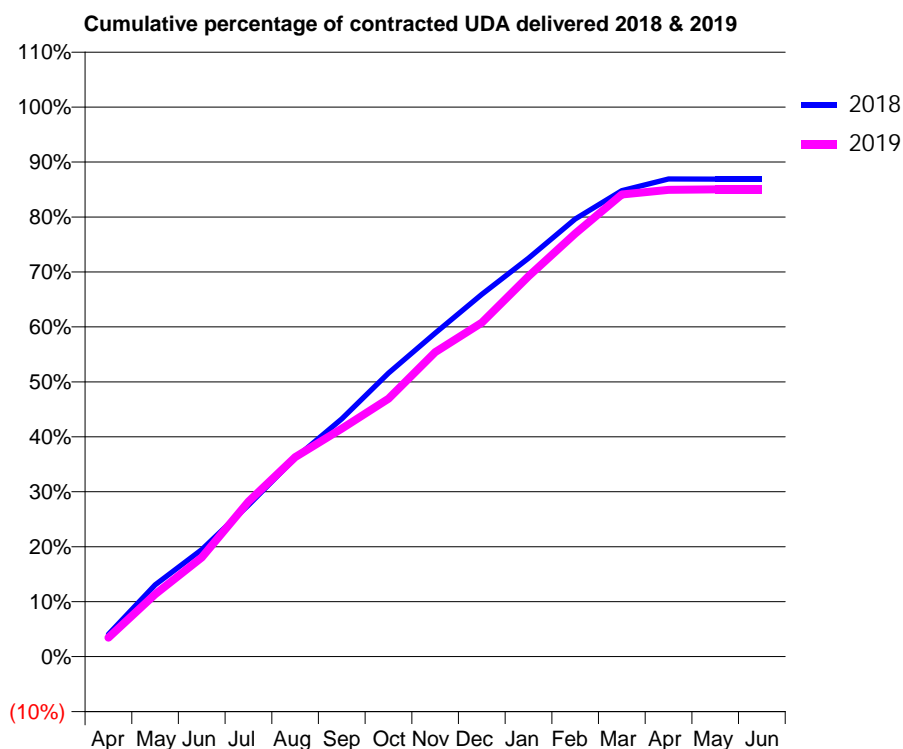
18/19 Contracted general activity (UDA)	13,500
Carry forward general activity (UDA)	0
18/19 Contracted orthodontic activity (UOA)	0
Carry forward orthodontic activity (UOA)	0
Baseline contract value	£332,257.28

ACCESS*

Patients seen in 24 months	Total	Change since previous quarter
Quarter ending March 2018	5,560	
Quarter ending June 2018	5,584	→
Quarter ending September 2018	5,572	→
Quarter ending December 2018	5,542	→
Quarter ending March 2019	5,496	→
Variance since March 2018	(1.2%)	↓



ACTIVITY



Month	Adjusted Scheduled Activity (UDA)	
	2018	2019
April	548	468
May	1,765	1,532
June	2,628	2,436
July	3,724	3,808
August	4,876	4,904
September	5,840	5,602
October	6,966	6,336
November	7,951	7,479
December	8,899	8,205
January	9,788	9,344
February	10,751	10,394
March	11,449	11,353
April	11,732	11,466
May	11,730	11,478
June	11,730	11,478

QUALITY

	Quantity	Base Number	Contract	AT	Region	England
% of FP17s for the same patient ID Re-attending within 3 months - Children	79	1,899	4.2%	9.7%	11.3%	11.8%
% of FP17s for the same patient ID Re-attending within 3 months - Adults	489	5,457	9.0%	14.0%	15.4%	15.7%
% of FP17s for the same patient ID Re-attending between 3 & 9 months - Children	1,089	1,899	57.3%	61.7%	61.3%	58.9%
% of FP17s for the same patient ID Re-attending between 3 & 9 months - Adults	3,274	5,457	60.0%	52.7%	52.1%	50.8%
% of FP17s for Band 1 Urgent Courses	459	7,290	6.3%	9.8%	9.5%	9.1%
% of FP17s Relating to Free Repair or Replacements	37	7,290	0.5%	0.6%	0.6%	0.8%
% of FP17s Relating to Continuations	48	7,290	0.7%	0.9%	0.8%	0.9%
% of Patients satisfied with the dentistry they have received	1	1	N/A	92.2%	92.4%	92.5%
% of Patients satisfied with the time they had to wait for an appointment	1	1	N/A	85.9%	86.3%	87.0%

* This is based on patients treated on this contract for their most recent course of treatment. Figures in italics indicate the base number of FP17s or Patient Questionnaire responses are less than 100. N/A is shown where the base number of responses is less than 10 during the period. % is calculated as Quantity/Base number*100

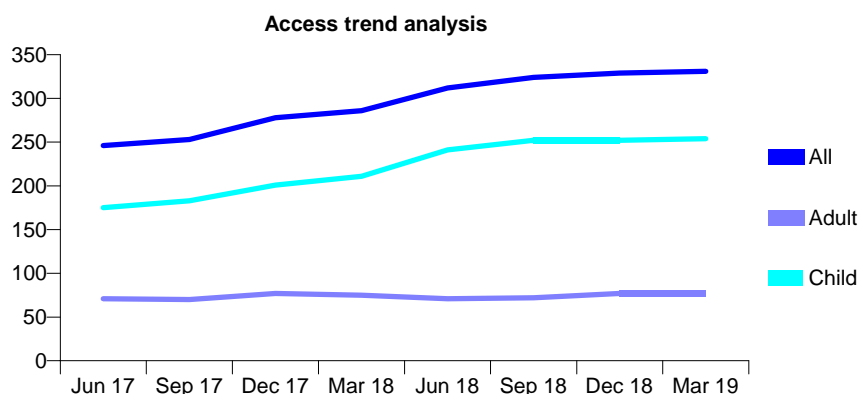
Q70 - Vital Signs At a Glance Contract Report for 101680/0001 - Year end March 2019

Name or company name	Mrs S Robinson
Contract type name	GDS Contract
Purpose of contract	General
Contract start date	01/09/2012
Contract end date	

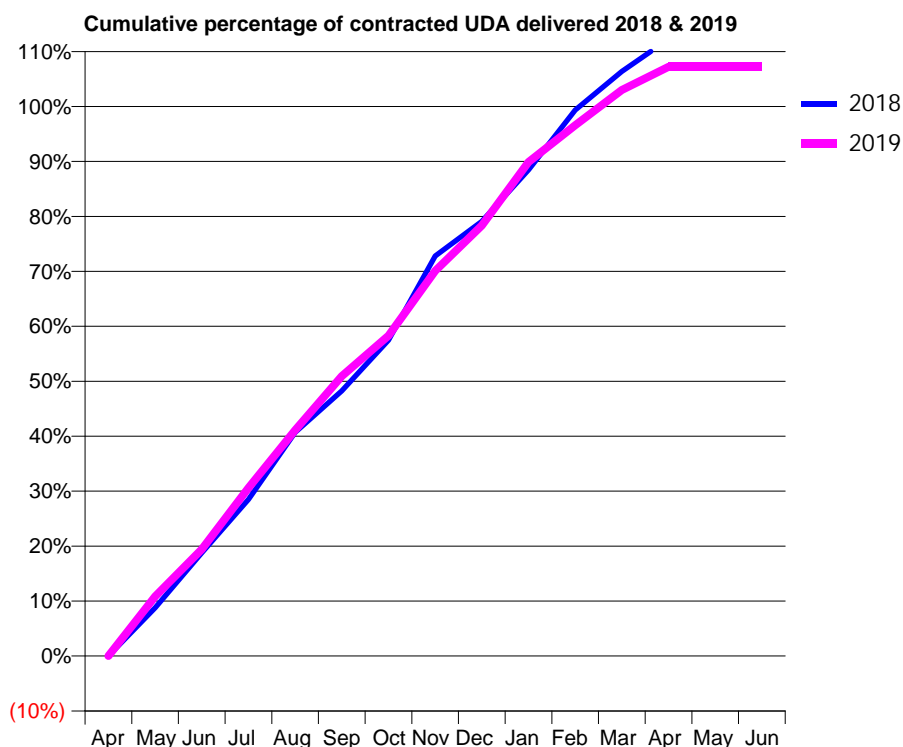
18/19 Contracted general activity (UDA)	600
Carry forward general activity (UDA)	0
18/19 Contracted orthodontic activity (UOA)	0
Carry forward orthodontic activity (UOA)	0
Baseline contract value	£13,349.31

ACCESS*

Patients seen in 24 months	Total	Change since previous quarter
Quarter ending March 2018	286	
Quarter ending June 2018	312	↑
Quarter ending September 2018	324	↑
Quarter ending December 2018	329	→
Quarter ending March 2019	331	→
Variance since March 2018	15.7%	↑



ACTIVITY



Month	Adjusted Scheduled Activity (UDA)	
	2018	2019
April	0	0
May	53	65
June	113	116
July	171	184
August	244	247
September	290	306
October	345	350
November	437	421
December	474	470
January	531	539
February	596	580
March	638	618
April	673	643
May	682	643
June	682	643

QUALITY

	Quantity	Base Number	Contract	AT	Region	England
% of FP17s for the same patient ID Re-attending within 3 months - Children	30	411	7.3%	9.7%	11.3%	11.8%
% of FP17s for the same patient ID Re-attending within 3 months - Adults	8	83	9.6%	14.0%	15.4%	15.7%
% of FP17s for the same patient ID Re-attending between 3 & 9 months - Children	234	411	56.9%	61.7%	61.3%	58.9%
% of FP17s for the same patient ID Re-attending between 3 & 9 months - Adults	52	83	62.7%	52.7%	52.1%	50.8%
% of FP17s for Band 1 Urgent Courses	21	470	4.5%	9.8%	9.5%	9.1%
% of FP17s Relating to Free Repair or Replacements	0	470	0.0%	0.6%	0.6%	0.8%
% of FP17s Relating to Continuations	0	470	0.0%	0.9%	0.8%	0.9%
% of Patients satisfied with the dentistry they have received	1	1	N/A	92.2%	92.4%	92.5%
% of Patients satisfied with the time they had to wait for an appointment	1	1	N/A	85.9%	86.3%	87.0%

* This is based on patients treated on this contract for their most recent course of treatment. Figures in italics indicate the base number of FP17s or Patient Questionnaire responses are less than 100. N/A is shown where the base number of responses is less than 10 during the period. % is calculated as Quantity/Base number*100

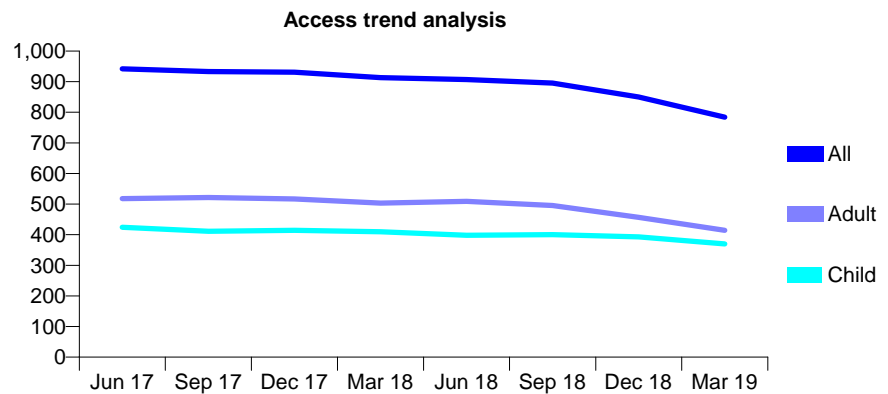
Q70 - Vital Signs At a Glance Contract Report for 101923/0001 - Year end March 2019

Name or company name	Bounty Road Dental Practice Partnership
Contract type name	GDS Contract
Purpose of contract	General
Contract start date	01/04/2009
Contract end date	

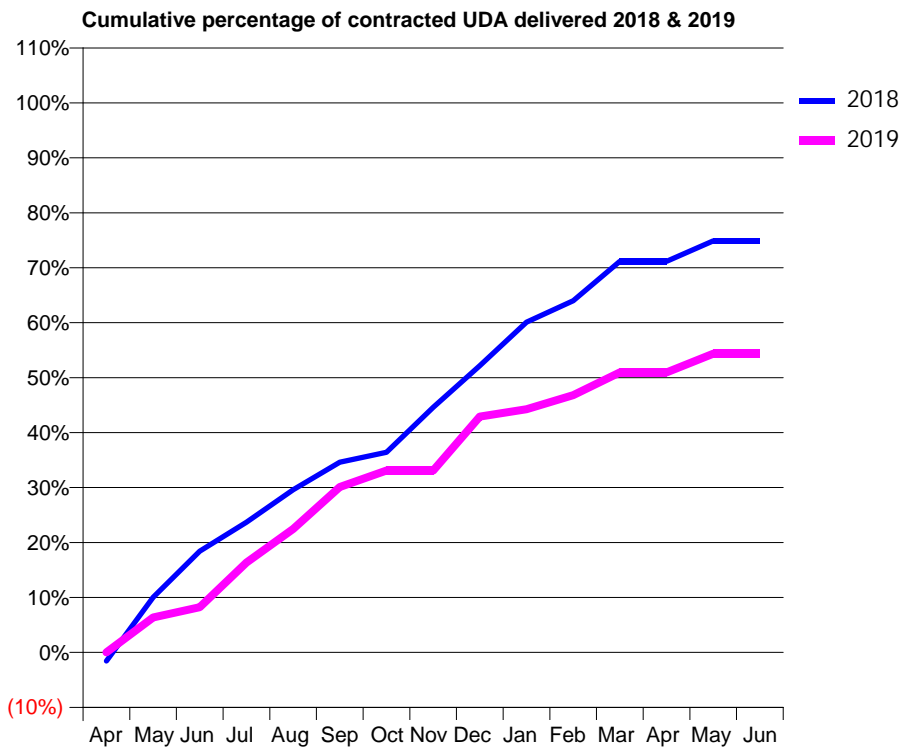
18/19 Contracted general activity (UDA)	3,000
Carry forward general activity (UDA)	0
18/19 Contracted orthodontic activity (UOA)	0
Carry forward orthodontic activity (UOA)	0
Baseline contract value	£66,924.41

ACCESS*

Patients seen in 24 months	Total	Change since previous quarter
Quarter ending March 2018	913	
Quarter ending June 2018	907	→
Quarter ending September 2018	895	↓
Quarter ending December 2018	850	↓
Quarter ending March 2019	784	↓
Variance since March 2018	(14.1%)	↓



ACTIVITY



Month	Adjusted Scheduled Activity (UDA)	
	2018	2019
April	-48	0
May	301	191
June	553	247
July	711	490
August	888	674
September	1,038	903
October	1,093	993
November	1,338	993
December	1,566	1,287
January	1,803	1,328
February	1,920	1,404
March	2,135	1,529
April	2,135	1,529
May	2,246	1,631
June	2,246	1,631

QUALITY

	Quantity	Base Number	Contract	AT	Region	England
% of FP17s for the same patient ID Re-attending within 3 months - Children	34	515	6.6%	9.7%	11.3%	11.8%
% of FP17s for the same patient ID Re-attending within 3 months - Adults	63	499	12.6%	14.0%	15.4%	15.7%
% of FP17s for the same patient ID Re-attending between 3 & 9 months - Children	342	515	66.4%	61.7%	61.3%	58.9%
% of FP17s for the same patient ID Re-attending between 3 & 9 months - Adults	288	499	57.7%	52.7%	52.1%	50.8%
% of FP17s for Band 1 Urgent Courses	96	1,002	9.6%	9.8%	9.5%	9.1%
% of FP17s Relating to Free Repair or Replacements	7	1,002	0.7%	0.6%	0.6%	0.8%
% of FP17s Relating to Continuations	16	1,002	1.6%	0.9%	0.8%	0.9%
% of Patients satisfied with the dentistry they have received	0	0	N/A	92.2%	92.4%	92.5%
% of Patients satisfied with the time they had to wait for an appointment	0	0	N/A	85.9%	86.3%	87.0%

* This is based on patients treated on this contract for their most recent course of treatment. Figures in italics indicate the base number of FP17s or Patient Questionnaire responses are less than 100. N/A is shown where the base number of responses is less than 10 during the period. % is calculated as Quantity/Base number*100

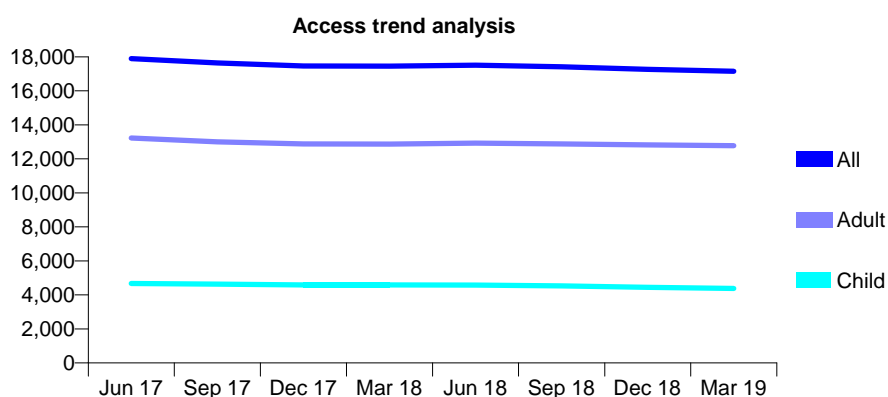
Q70 - Vital Signs At a Glance Contract Report for 102482/0001 - Year end March 2019

Name or company name	Marfield Saint James Partnership
Contract type name	GDS Contract
Purpose of contract	General
Contract start date	01/04/2011
Contract end date	

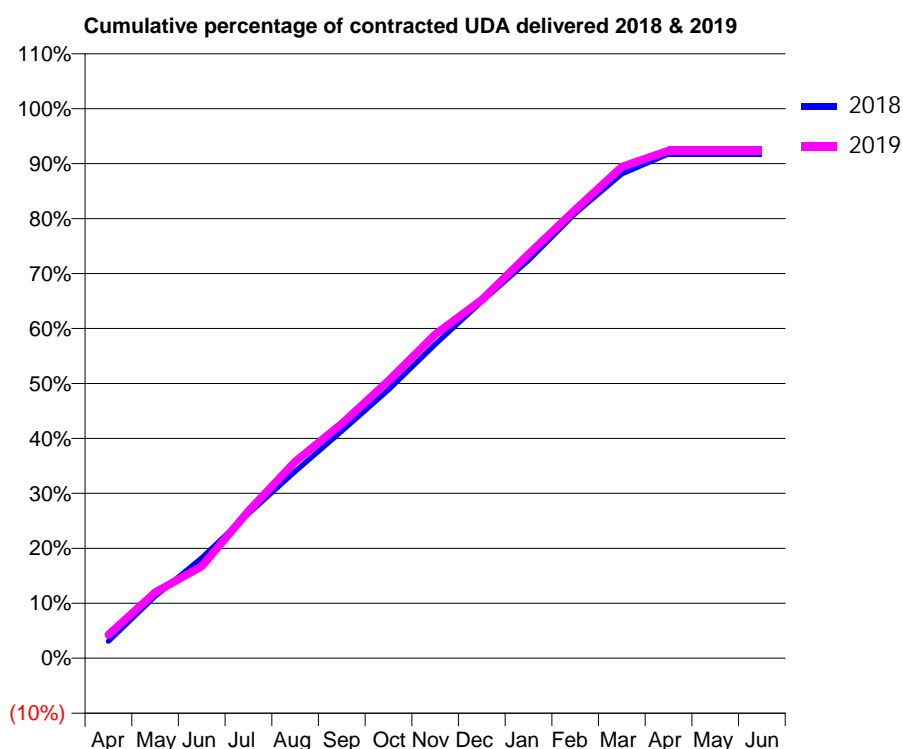
18/19 Contracted general activity (UDA)	45,758
Carry forward general activity (UDA)	0
18/19 Contracted orthodontic activity (UOA)	0
Carry forward orthodontic activity (UOA)	0
Baseline contract value	£1,515,500.80

ACCESS*

Patients seen in 24 months	Total	Change since previous quarter
Quarter ending March 2018	17,458	
Quarter ending June 2018	17,508	→
Quarter ending September 2018	17,415	→
Quarter ending December 2018	17,268	→
Quarter ending March 2019	17,152	→
Variance since March 2018	(1.8%)	↓



ACTIVITY



Month	2018	2019
April	1,432	1,947
May	5,172	5,481
June	8,347	7,654
July	12,039	12,256
August	15,566	16,371
September	18,913	19,532
October	22,358	23,103
November	26,145	26,966
December	29,711	29,843
January	33,132	33,638
February	37,042	37,344
March	40,328	40,917
April	42,001	42,260
May	41,998	42,265
June	42,000	42,264

QUALITY

	Quantity	Base Number	Contract	AT	Region	England
% of FP17s for the same patient ID Re-attending within 3 months - Children	413	7,366	5.6%	9.7%	11.3%	11.8%
% of FP17s for the same patient ID Re-attending within 3 months - Adults	1,999	19,243	10.4%	14.0%	15.4%	15.7%
% of FP17s for the same patient ID Re-attending between 3 & 9 months - Children	5,261	7,366	71.4%	61.7%	61.3%	58.9%
% of FP17s for the same patient ID Re-attending between 3 & 9 months - Adults	12,929	19,243	67.2%	52.7%	52.1%	50.8%
% of FP17s for Band 1 Urgent Courses	1,697	26,438	6.4%	9.8%	9.5%	9.1%
% of FP17s Relating to Free Repair or Replacements	123	26,438	0.5%	0.6%	0.6%	0.8%
% of FP17s Relating to Continuations	60	26,438	0.2%	0.9%	0.8%	0.9%
% of Patients satisfied with the dentistry they have received	2	2	N/A	92.2%	92.4%	92.5%
% of Patients satisfied with the time they had to wait for an appointment	1	2	N/A	85.9%	86.3%	87.0%

* This is based on patients treated on this contract for their most recent course of treatment. Figures in italics indicate the base number of FP17s or Patient Questionnaire responses are less than 100. N/A is shown where the base number of responses is less than 10 during the period. % is calculated as Quantity/Base number*100

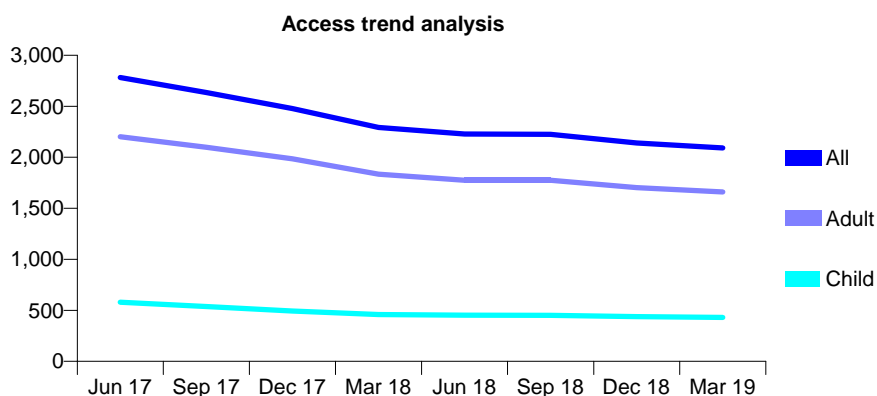
Q70 - Vital Signs At a Glance Contract Report for 102571/0001 - Year end March 2019

Name or company name	Dr R Mihoc
Contract type name	GDS Contract
Purpose of contract	General
Contract start date	01/07/2010
Contract end date	

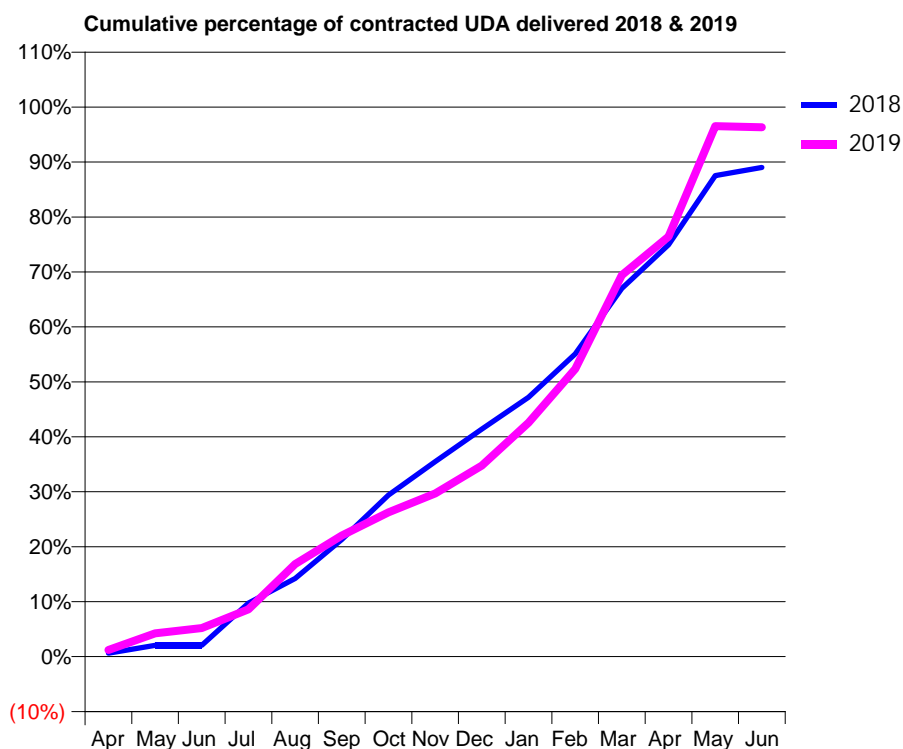
18/19 Contracted general activity (UDA)	6,421
Carry forward general activity (UDA)	0
18/19 Contracted orthodontic activity (UOA)	0
Carry forward orthodontic activity (UOA)	0
Baseline contract value	£140,641.54

ACCESS*

Patients seen in 24 months	Total	Change since previous quarter
Quarter ending March 2018	2,292	
Quarter ending June 2018	2,228	↓
Quarter ending September 2018	2,225	→
Quarter ending December 2018	2,141	↓
Quarter ending March 2019	2,092	↓
Variance since March 2018	(8.7%)	↓



ACTIVITY



Month	Adjusted Scheduled Activity (UDA)	
	2018	2019
April	42	79
May	132	272
June	132	334
July	625	553
August	914	1,082
September	1,367	1,416
October	1,887	1,687
November	2,278	1,907
December	2,659	2,232
January	3,029	2,733
February	3,537	3,362
March	4,301	4,458
April	4,812	4,907
May	5,619	6,198
June	5,715	6,186

QUALITY

	Quantity	Base Number	Contract	AT	Region	England
% of FP17s for the same patient ID Re-attending within 3 months - Children	12	449	2.7%	9.7%	11.3%	11.8%
% of FP17s for the same patient ID Re-attending within 3 months - Adults	105	1,841	5.7%	14.0%	15.4%	15.7%
% of FP17s for the same patient ID Re-attending between 3 & 9 months - Children	183	449	40.8%	61.7%	61.3%	58.9%
% of FP17s for the same patient ID Re-attending between 3 & 9 months - Adults	834	1,841	45.3%	52.7%	52.1%	50.8%
% of FP17s for Band 1 Urgent Courses	8	2,374	0.3%	9.8%	9.5%	9.1%
% of FP17s Relating to Free Repair or Replacements	14	2,374	0.6%	0.6%	0.6%	0.8%
% of FP17s Relating to Continuations	1	2,374	0.0%	0.9%	0.8%	0.9%
% of Patients satisfied with the dentistry they have received	0	0	N/A	92.2%	92.4%	92.5%
% of Patients satisfied with the time they had to wait for an appointment	0	0	N/A	85.9%	86.3%	87.0%

* This is based on patients treated on this contract for their most recent course of treatment. Figures in italics indicate the base number of FP17s or Patient Questionnaire responses are less than 100. N/A is shown where the base number of responses is less than 10 during the period. % is calculated as Quantity/Base number*100

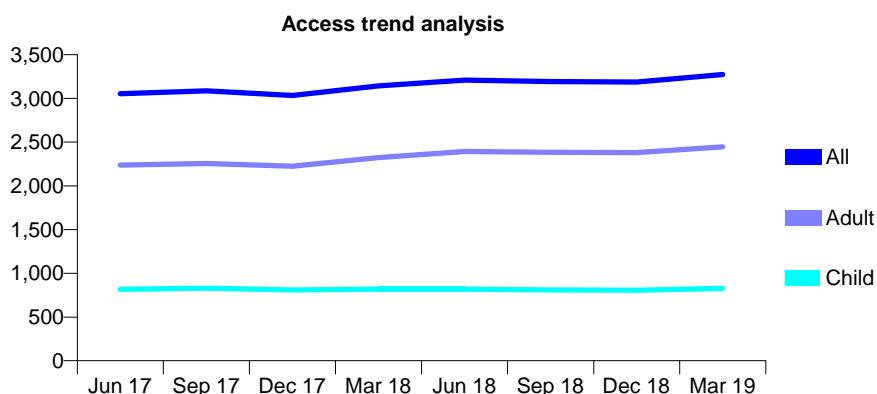
Q70 - Vital Signs At a Glance Contract Report for 102938/0001 - Year end March 2019

Name or company name	Milford Dental Practice Partnership
Contract type name	GDS Contract
Purpose of contract	General and Orthodontic
Contract start date	01/04/2011
Contract end date	

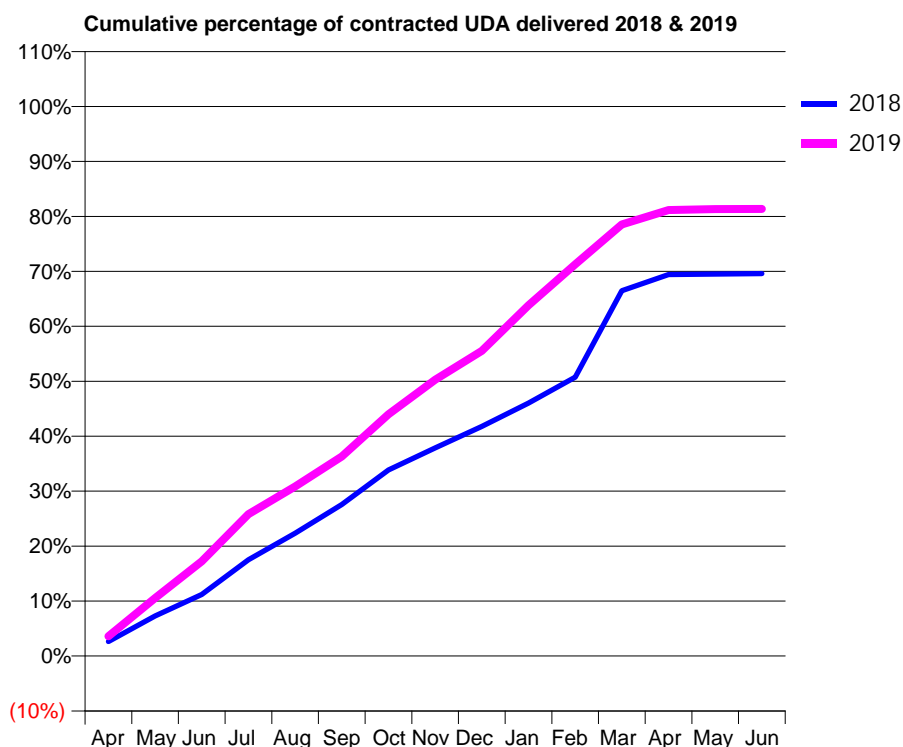
18/19 Contracted general activity (UDA)	10,405
Carry forward general activity (UDA)	0
18/19 Contracted orthodontic activity (UOA)	2,368
Carry forward orthodontic activity (UOA)	0
Baseline contract value	£411,559.27

ACCESS*

Patients seen in 24 months	Total	Change since previous quarter
Quarter ending March 2018	3,143	
Quarter ending June 2018	3,210	↑
Quarter ending September 2018	3,193	→
Quarter ending December 2018	3,186	→
Quarter ending March 2019	3,274	↑
Variance since March 2018	4.2%	↑



ACTIVITY



Month	Adjusted Scheduled Activity (UDA)	
	2018	2019
April	275	374
May	758	1,099
June	1,165	1,794
July	1,824	2,686
August	2,326	3,210
September	2,868	3,777
October	3,525	4,578
November	3,940	5,233
December	4,347	5,778
January	4,789	6,639
February	5,281	7,418
March	6,916	8,169
April	7,223	8,444
May	7,232	8,463
June	7,240	8,466

QUALITY

	Quantity	Base Number	Contract	AT	Region	England
% of FP17s for the same patient ID Re-attending within 3 months - Children	85	1,474	5.8%	9.7%	11.3%	11.8%
% of FP17s for the same patient ID Re-attending within 3 months - Adults	547	3,833	14.3%	14.0%	15.4%	15.7%
% of FP17s for the same patient ID Re-attending between 3 & 9 months - Children	833	1,474	56.5%	61.7%	61.3%	58.9%
% of FP17s for the same patient ID Re-attending between 3 & 9 months - Adults	2,366	3,833	61.7%	52.7%	52.1%	50.8%
% of FP17s for Band 1 Urgent Courses	315	4,906	6.4%	9.8%	9.5%	9.1%
% of FP17s Relating to Free Repair or Replacements	22	4,906	0.4%	0.6%	0.6%	0.8%
% of FP17s Relating to Continuations	19	4,906	0.4%	0.9%	0.8%	0.9%
% of Patients satisfied with the dentistry they have received	0	0	N/A	92.2%	92.4%	92.5%
% of Patients satisfied with the time they had to wait for an appointment	0	0	N/A	85.9%	86.3%	87.0%

* This is based on patients treated on this contract for their most recent course of treatment. Figures in italics indicate the base number of FP17s or Patient Questionnaire responses are less than 100. N/A is shown where the base number of responses is less than 10 during the period. % is calculated as Quantity/Base number*100

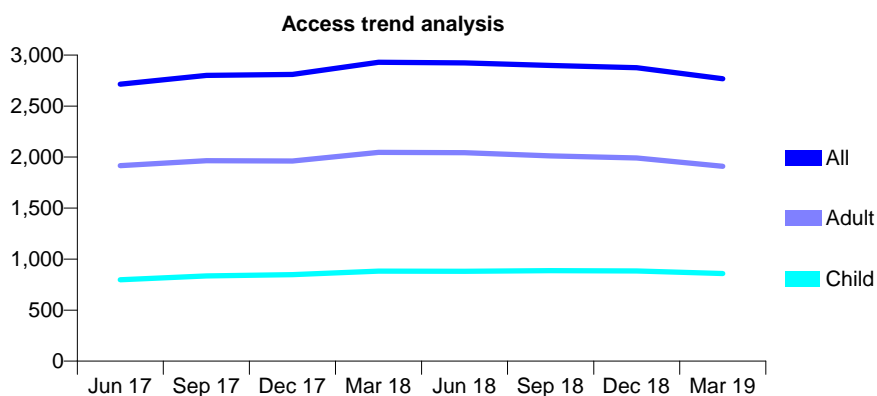
Q70 - Vital Signs At a Glance Contract Report for 103187/0001 - Year end March 2019

Name or company name	Southsea Dental Care Ltd
Contract type name	GDS Contract
Purpose of contract	General
Contract start date	01/07/2008
Contract end date	

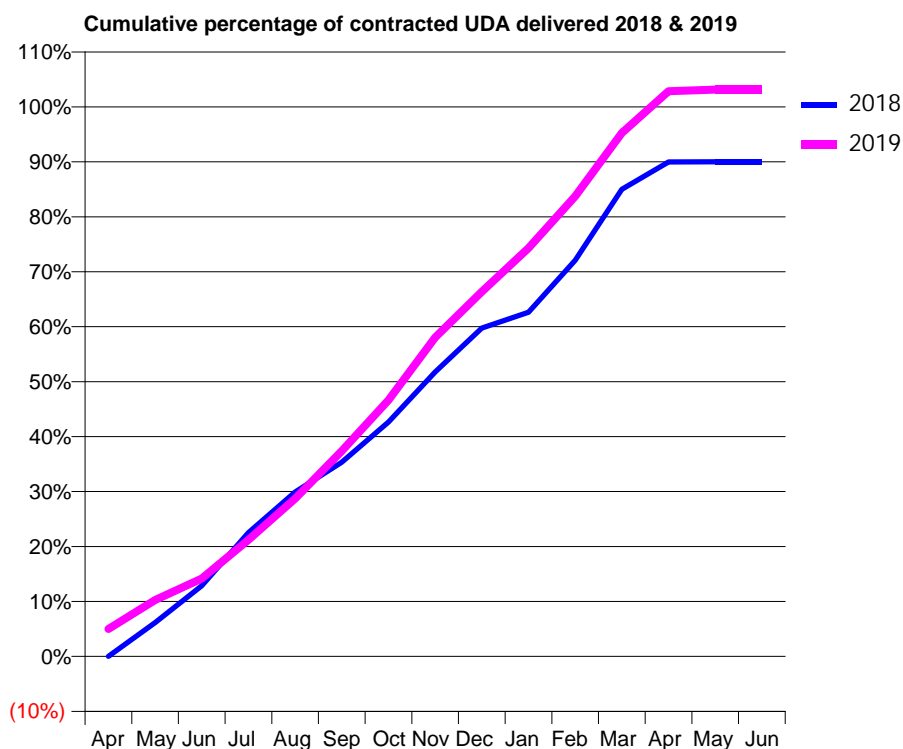
18/19 Contracted general activity (UDA)	5,737
Carry forward general activity (UDA)	0
18/19 Contracted orthodontic activity (UOA)	0
Carry forward orthodontic activity (UOA)	0
Baseline contract value	£136,634.65

ACCESS*

Patients seen in 24 months	Total	Change since previous quarter
Quarter ending March 2018	2,929	
Quarter ending June 2018	2,923	→
Quarter ending September 2018	2,898	→
Quarter ending December 2018	2,876	→
Quarter ending March 2019	2,768	↓
Variance since March 2018	(5.5%)	↓



ACTIVITY



Month	Adjusted Scheduled Activity (UDA)	
	2018	2019
April	0	286
May	721	589
June	1,507	812
July	2,644	1,218
August	3,513	1,649
September	4,148	2,145
October	5,006	2,676
November	6,077	3,330
December	7,010	3,807
January	7,350	4,262
February	8,460	4,804
March	9,977	5,464
April	10,559	5,901
May	10,564	5,917
June	10,564	5,917

QUALITY

	Quantity	Base Number	Contract	AT	Region	England
% of FP17s for the same patient ID Re-attending within 3 months - Children	82	894	9.2%	9.7%	11.3%	11.8%
% of FP17s for the same patient ID Re-attending within 3 months - Adults	341	2,101	16.2%	14.0%	15.4%	15.7%
% of FP17s for the same patient ID Re-attending between 3 & 9 months - Children	334	894	37.4%	61.7%	61.3%	58.9%
% of FP17s for the same patient ID Re-attending between 3 & 9 months - Adults	825	2,101	39.3%	52.7%	52.1%	50.8%
% of FP17s for Band 1 Urgent Courses	509	3,012	16.9%	9.8%	9.5%	9.1%
% of FP17s Relating to Free Repair or Replacements	18	3,012	0.6%	0.6%	0.6%	0.8%
% of FP17s Relating to Continuations	54	3,012	1.8%	0.9%	0.8%	0.9%
% of Patients satisfied with the dentistry they have received	0	0	N/A	92.2%	92.4%	92.5%
% of Patients satisfied with the time they had to wait for an appointment	0	0	N/A	85.9%	86.3%	87.0%

* This is based on patients treated on this contract for their most recent course of treatment. Figures in italics indicate the base number of FP17s or Patient Questionnaire responses are less than 100. N/A is shown where the base number of responses is less than 10 during the period. % is calculated as Quantity/Base number*100

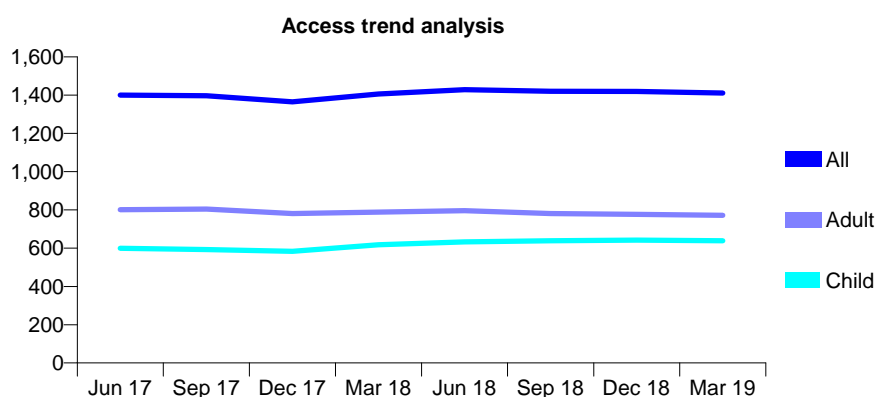
Q70 - Vital Signs At a Glance Contract Report for 103608/0001 - Year end March 2019

Name or company name	Aaron Campbell
Contract type name	GDS Contract
Purpose of contract	General
Contract start date	01/09/2011
Contract end date	

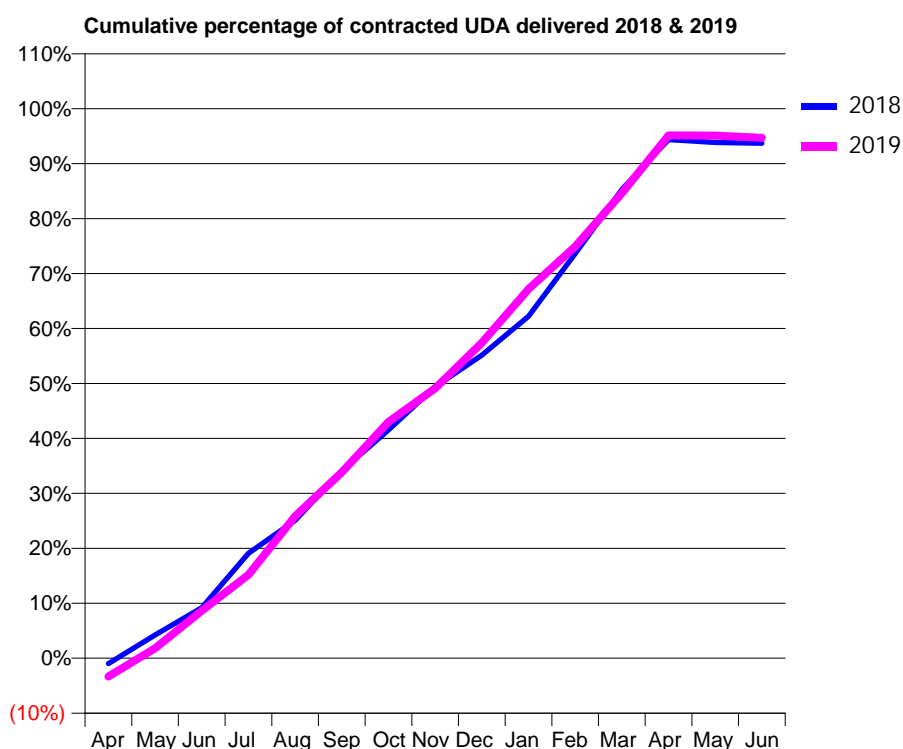
18/19 Contracted general activity (UDA)	3,900
Carry forward general activity (UDA)	245
18/19 Contracted orthodontic activity (UOA)	0
Carry forward orthodontic activity (UOA)	0
Baseline contract value	£105,416.11

ACCESS*

Patients seen in 24 months	Total	Change since previous quarter
Quarter ending March 2018	1,406	
Quarter ending June 2018	1,429	→
Quarter ending September 2018	1,420	→
Quarter ending December 2018	1,419	→
Quarter ending March 2019	1,411	→
Variance since March 2018	0.4%	→



ACTIVITY



Month	2018	2019
April	-39	-131
May	165	72
June	358	338
July	745	592
August	979	1,008
September	1,331	1,319
October	1,620	1,677
November	1,926	1,916
December	2,151	2,238
January	2,427	2,620
February	2,872	2,922
March	3,326	3,300
April	3,680	3,710
May	3,660	3,709
June	3,655	3,694

QUALITY

	Quantity	Base Number	Contract	AT	Region	England
% of FP17s for the same patient ID Re-attending within 3 months - Children	40	996	4.0%	9.7%	11.3%	11.8%
% of FP17s for the same patient ID Re-attending within 3 months - Adults	93	1,017	9.1%	14.0%	15.4%	15.7%
% of FP17s for the same patient ID Re-attending between 3 & 9 months - Children	637	996	64.0%	61.7%	61.3%	58.9%
% of FP17s for the same patient ID Re-attending between 3 & 9 months - Adults	665	1,017	65.4%	52.7%	52.1%	50.8%
% of FP17s for Band 1 Urgent Courses	86	2,014	4.3%	9.8%	9.5%	9.1%
% of FP17s Relating to Free Repair or Replacements	2	2,014	0.1%	0.6%	0.6%	0.8%
% of FP17s Relating to Continuations	2	2,014	0.1%	0.9%	0.8%	0.9%
% of Patients satisfied with the dentistry they have received	0	0	N/A	92.2%	92.4%	92.5%
% of Patients satisfied with the time they had to wait for an appointment	0	0	N/A	85.9%	86.3%	87.0%

* This is based on patients treated on this contract for their most recent course of treatment.

Figures in italics indicate the base number of FP17s or Patient Questionnaire responses are less than 100. N/A is shown where the base number of responses is less than 10 during the period. % is calculated as Quantity/Base number*100

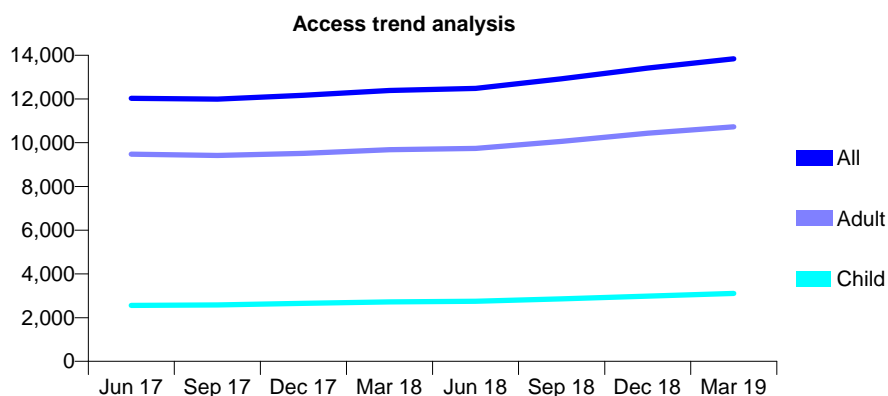
Q70 - Vital Signs At a Glance Contract Report for 105414/0001 - Year end March 2019

Name or company name	First Choice Dental Limited
Contract type name	GDS Contract
Purpose of contract	General
Contract start date	01/04/2006
Contract end date	

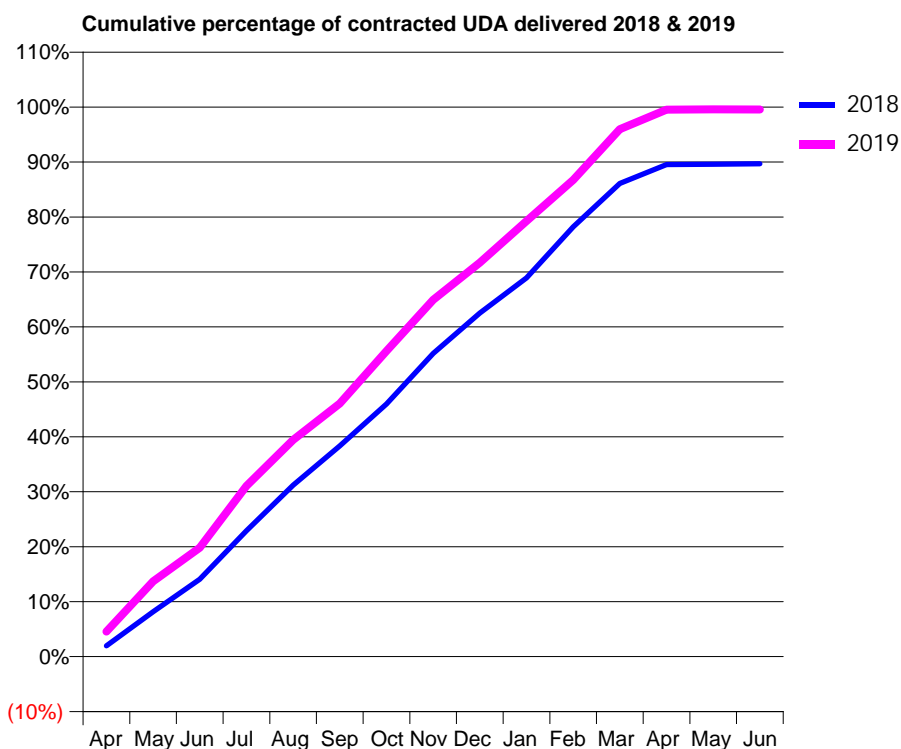
18/19 Contracted general activity (UDA)	41,208
Carry forward general activity (UDA)	0
18/19 Contracted orthodontic activity (UOA)	0
Carry forward orthodontic activity (UOA)	0
Baseline contract value	£1,355,895.16

ACCESS*

Patients seen in 24 months	Total	Change since previous quarter
Quarter ending March 2018	12,392	
Quarter ending June 2018	12,486	→
Quarter ending September 2018	12,922	↑
Quarter ending December 2018	13,411	↑
Quarter ending March 2019	13,838	↑
Variance since March 2018	11.7%	↑



ACTIVITY



Month	Adjusted Scheduled Activity (UDA)	
	2018	2019
April	811	1,872
May	3,366	5,642
June	5,803	8,161
July	9,448	12,791
August	12,860	16,258
September	15,806	18,985
October	18,949	22,920
November	22,734	26,755
December	25,755	29,541
January	28,394	32,660
February	32,229	35,748
March	35,479	39,545
April	36,894	41,013
May	36,911	41,031
June	36,950	41,029

QUALITY

	Quantity	Base Number	Contract	AT	Region	England
% of FP17s for the same patient ID Re-attending within 3 months - Children	294	4,509	6.5%	9.7%	11.3%	11.8%
% of FP17s for the same patient ID Re-attending within 3 months - Adults	1,535	13,689	11.2%	14.0%	15.4%	15.7%
% of FP17s for the same patient ID Re-attending between 3 & 9 months - Children	2,531	4,509	56.1%	61.7%	61.3%	58.9%
% of FP17s for the same patient ID Re-attending between 3 & 9 months - Adults	5,837	13,689	42.6%	52.7%	52.1%	50.8%
% of FP17s for Band 1 Urgent Courses	1,107	18,210	6.1%	9.8%	9.5%	9.1%
% of FP17s Relating to Free Repair or Replacements	127	18,210	0.7%	0.6%	0.6%	0.8%
% of FP17s Relating to Continuations	235	18,210	1.3%	0.9%	0.8%	0.9%
% of Patients satisfied with the dentistry they have received	6	6	N/A	92.2%	92.4%	92.5%
% of Patients satisfied with the time they had to wait for an appointment	4	6	N/A	85.9%	86.3%	87.0%

* This is based on patients treated on this contract for their most recent course of treatment. Figures in italics indicate the base number of FP17s or Patient Questionnaire responses are less than 100. N/A is shown where the base number of responses is less than 10 during the period. % is calculated as Quantity/Base number*100

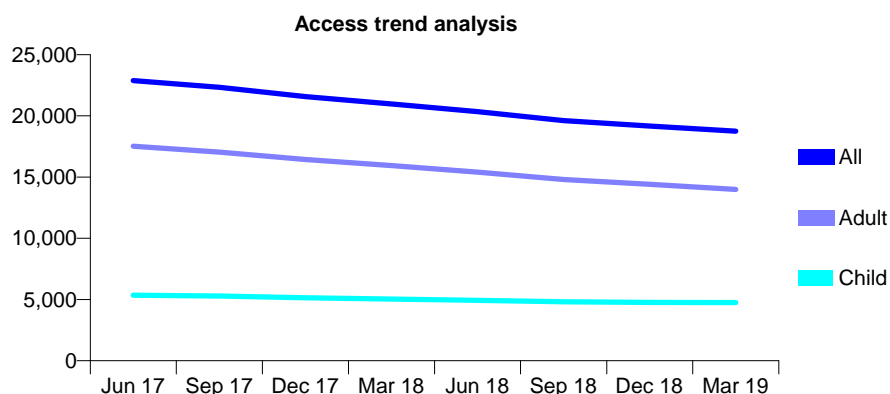
Q70 - Vital Signs At a Glance Contract Report for 105414/0006 - Year end March 2019

Name or company name	First Choice Dental Limited
Contract type name	GDS Contract
Purpose of contract	General
Contract start date	02/04/2006
Contract end date	

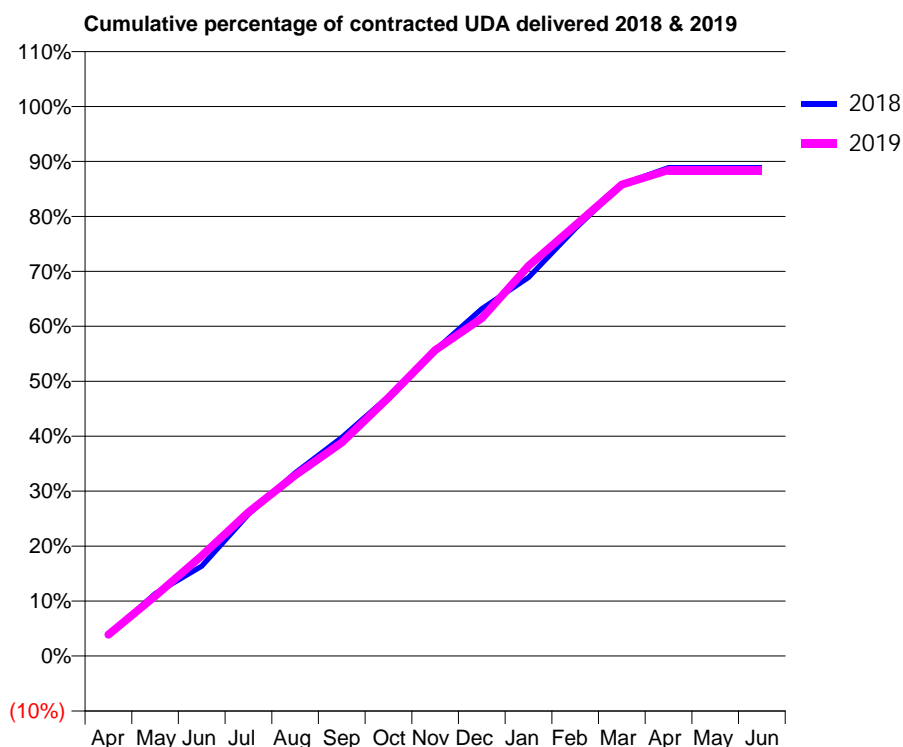
18/19 Contracted general activity (UDA)	59,192
Carry forward general activity (UDA)	0
18/19 Contracted orthodontic activity (UOA)	0
Carry forward orthodontic activity (UOA)	0
Baseline contract value	£1,928,209.36

ACCESS*

Patients seen in 24 months	Total	Change since previous quarter
Quarter ending March 2018	20,975	
Quarter ending June 2018	20,347	↓
Quarter ending September 2018	19,611	↓
Quarter ending December 2018	19,171	↓
Quarter ending March 2019	18,751	↓
Variance since March 2018	(10.6%)	↓



ACTIVITY



Month	Adjusted Scheduled Activity (UDA)	
	2018	2019
April	2,228	2,303
May	6,710	6,461
June	9,683	10,813
July	15,260	15,494
August	19,724	19,477
September	23,541	22,997
October	27,958	27,828
November	32,946	32,940
December	37,399	36,377
January	40,779	42,028
February	46,037	46,368
March	50,813	50,769
April	52,598	52,337
May	52,602	52,339
June	52,589	52,340

QUALITY

	Quantity	Base Number	Contract	AT	Region	England
% of FP17s for the same patient ID Re-attending within 3 months - Children	279	6,266	4.5%	9.7%	11.3%	11.8%
% of FP17s for the same patient ID Re-attending within 3 months - Adults	1,639	16,302	10.1%	14.0%	15.4%	15.7%
% of FP17s for the same patient ID Re-attending between 3 & 9 months - Children	3,181	6,266	50.8%	61.7%	61.3%	58.9%
% of FP17s for the same patient ID Re-attending between 3 & 9 months - Adults	7,071	16,302	43.4%	52.7%	52.1%	50.8%
% of FP17s for Band 1 Urgent Courses	1,362	22,600	6.0%	9.8%	9.5%	9.1%
% of FP17s Relating to Free Repair or Replacements	134	22,600	0.6%	0.6%	0.6%	0.8%
% of FP17s Relating to Continuations	247	22,600	1.1%	0.9%	0.8%	0.9%
% of Patients satisfied with the dentistry they have received	4	5	N/A	92.2%	92.4%	92.5%
% of Patients satisfied with the time they had to wait for an appointment	3	5	N/A	85.9%	86.3%	87.0%

* This is based on patients treated on this contract for their most recent course of treatment. Figures in italics indicate the base number of FP17s or Patient Questionnaire responses are less than 100. N/A is shown where the base number of responses is less than 10 during the period. % is calculated as Quantity/Base number*100

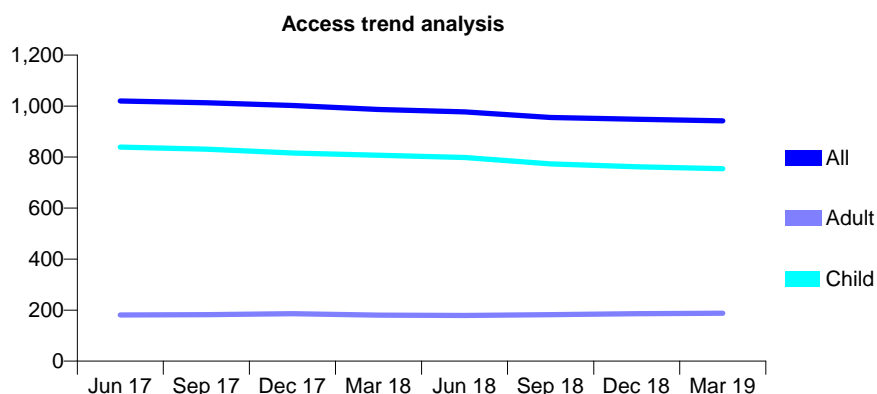
Q70 - Vital Signs At a Glance Contract Report for 106488/0001 - Year end March 2019

Name or company name	Solent House Dental Centre
Contract type name	GDS Contract
Purpose of contract	General
Contract start date	01/04/2015
Contract end date	

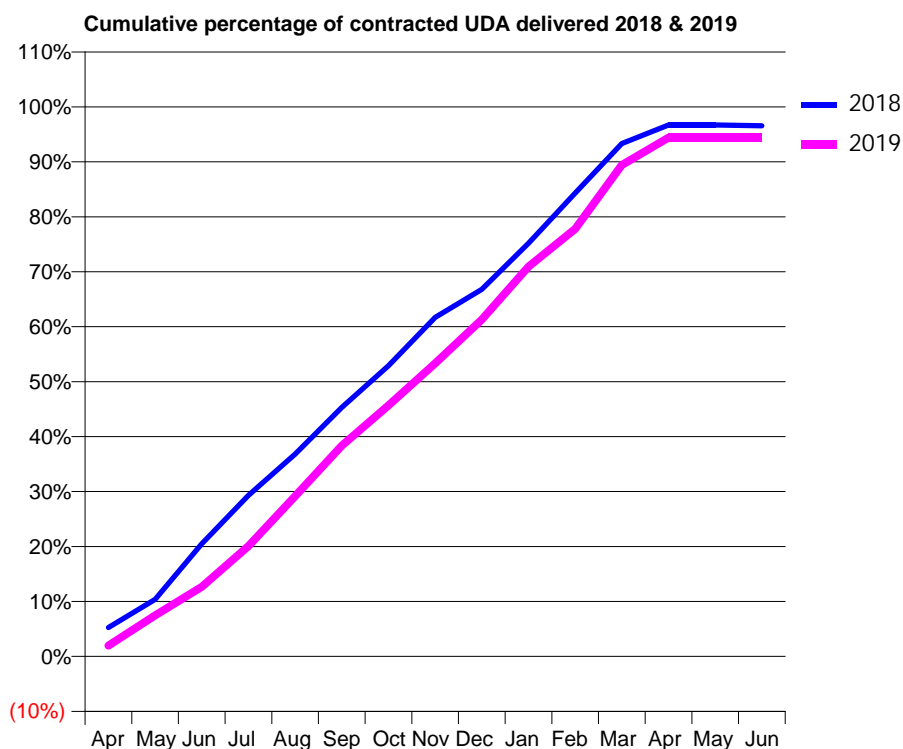
18/19 Contracted general activity (UDA)	1,991
Carry forward general activity (UDA)	69
18/19 Contracted orthodontic activity (UOA)	0
Carry forward orthodontic activity (UOA)	0
Baseline contract value	£53,356.95

ACCESS*

Patients seen in 24 months	Total	Change since previous quarter
Quarter ending March 2018	987	
Quarter ending June 2018	977	↓
Quarter ending September 2018	955	↓
Quarter ending December 2018	948	→
Quarter ending March 2019	942	→
Variance since March 2018	(4.6%)	↓



ACTIVITY



Month	2018	2019
April	104	40
May	207	149
June	408	252
July	584	400
August	733	581
September	902	764
October	1,053	910
November	1,228	1,062
December	1,330	1,220
January	1,497	1,412
February	1,679	1,549
March	1,858	1,780
April	1,925	1,879
May	1,925	1,879
June	1,922	1,879

QUALITY

	Quantity	Base Number	Contract	AT	Region	England
% of FP17s for the same patient ID Re-attending within 3 months - Children	99	1,248	7.9%	9.7%	11.3%	11.8%
% of FP17s for the same patient ID Re-attending within 3 months - Adults	12	107	11.2%	14.0%	15.4%	15.7%
% of FP17s for the same patient ID Re-attending between 3 & 9 months - Children	825	1,248	66.1%	61.7%	61.3%	58.9%
% of FP17s for the same patient ID Re-attending between 3 & 9 months - Adults	59	107	55.1%	52.7%	52.1%	50.8%
% of FP17s for Band 1 Urgent Courses	70	1,357	5.2%	9.8%	9.5%	9.1%
% of FP17s Relating to Free Repair or Replacements	0	1,357	0.0%	0.6%	0.6%	0.8%
% of FP17s Relating to Continuations	0	1,357	0.0%	0.9%	0.8%	0.9%
% of Patients satisfied with the dentistry they have received	0	0	N/A	92.2%	92.4%	92.5%
% of Patients satisfied with the time they had to wait for an appointment	0	0	N/A	85.9%	86.3%	87.0%

* This is based on patients treated on this contract for their most recent course of treatment. Figures in italics indicate the base number of FP17s or Patient Questionnaire responses are less than 100. N/A is shown where the base number of responses is less than 10 during the period. % is calculated as Quantity/Base number*100

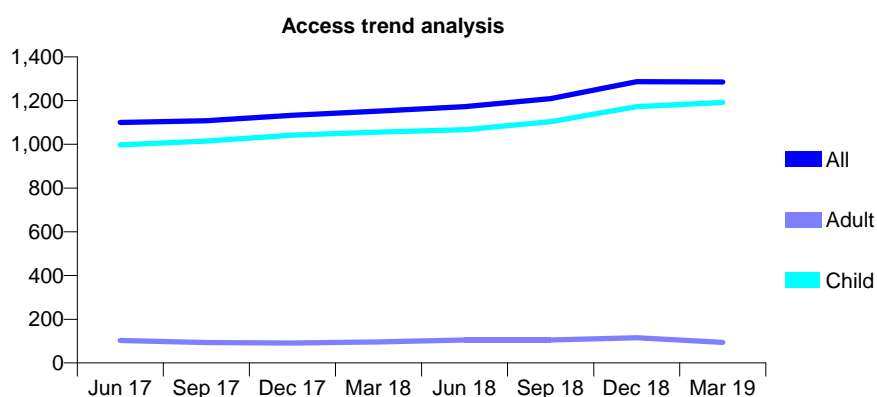
Q70 - Vital Signs At a Glance Contract Report for 106615/0001 - Year end March 2019

Name or company name	Westphal & Srinivasan
Contract type name	GDS Contract
Purpose of contract	General
Contract start date	01/03/2012
Contract end date	

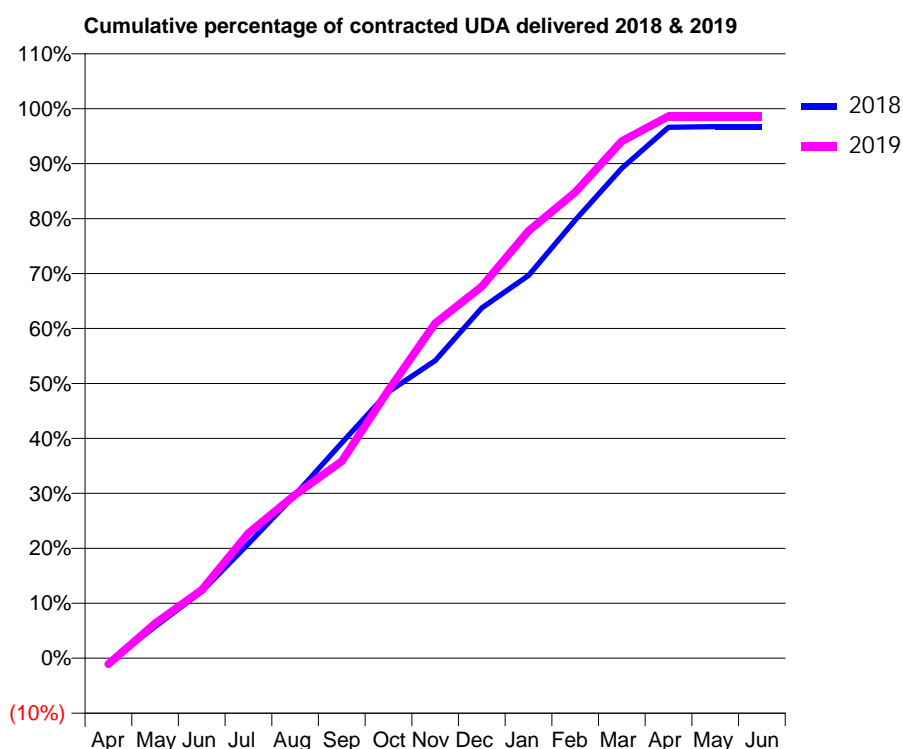
18/19 Contracted general activity (UDA)	3,136
Carry forward general activity (UDA)	102
18/19 Contracted orthodontic activity (UOA)	0
Carry forward orthodontic activity (UOA)	0
Baseline contract value	£92,703.65

ACCESS*

Patients seen in 24 months	Total	Change since previous quarter
Quarter ending March 2018	1,152	
Quarter ending June 2018	1,172	→
Quarter ending September 2018	1,209	↑
Quarter ending December 2018	1,287	↑
Quarter ending March 2019	1,285	→
Variance since March 2018	11.5%	↑



ACTIVITY



Month	2018	2019
April	-30	-34
May	181	199
June	381	390
July	653	713
August	933	932
September	1,229	1,124
October	1,520	1,530
November	1,698	1,911
December	1,999	2,121
January	2,185	2,438
February	2,501	2,659
March	2,796	2,950
April	3,030	3,092
May	3,034	3,092
June	3,034	3,092

QUALITY

	Quantity	Base Number	Contract	AT	Region	England
% of FP17s for the same patient ID Re-attending within 3 months - Children	179	2,085	8.6%	9.7%	11.3%	11.8%
% of FP17s for the same patient ID Re-attending within 3 months - Adults	0	0	N/A	14.0%	15.4%	15.7%
% of FP17s for the same patient ID Re-attending between 3 & 9 months - Children	1,374	2,085	65.9%	61.7%	61.3%	58.9%
% of FP17s for the same patient ID Re-attending between 3 & 9 months - Adults	0	0	N/A	52.7%	52.1%	50.8%
% of FP17s for Band 1 Urgent Courses	16	2,060	0.8%	9.8%	9.5%	9.1%
% of FP17s Relating to Free Repair or Replacements	0	2,060	0.0%	0.6%	0.6%	0.8%
% of FP17s Relating to Continuations	23	2,060	1.1%	0.9%	0.8%	0.9%
% of Patients satisfied with the dentistry they have received	0	0	N/A	92.2%	92.4%	92.5%
% of Patients satisfied with the time they had to wait for an appointment	0	0	N/A	85.9%	86.3%	87.0%

* This is based on patients treated on this contract for their most recent course of treatment.

Figures in italics indicate the base number of FP17s or Patient Questionnaire responses are less than 100. N/A is shown where the base number of responses is less than 10 during the period. % is calculated as Quantity/Base number*100

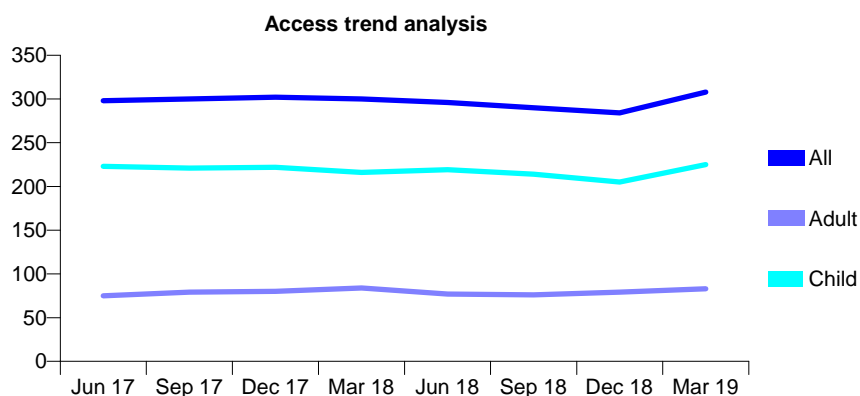
Q70 - Vital Signs At a Glance Contract Report for 106763/0001 - Year end March 2019

Name or company name	The Dental Centre Cowplain Ltd
Contract type name	GDS Contract
Purpose of contract	General
Contract start date	01/05/2015
Contract end date	

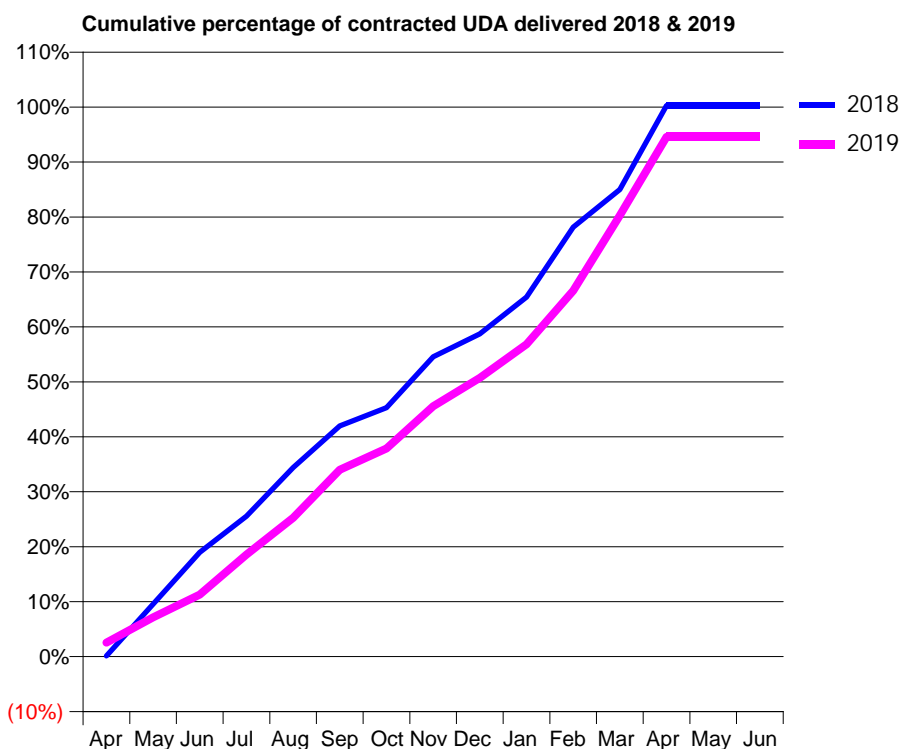
18/19 Contracted general activity (UDA)	700
Carry forward general activity (UDA)	0
18/19 Contracted orthodontic activity (UOA)	0
Carry forward orthodontic activity (UOA)	0
Baseline contract value	£16,428.23

ACCESS*

Patients seen in 24 months	Total	Change since previous quarter
Quarter ending March 2018	300	
Quarter ending June 2018	296	↓
Quarter ending September 2018	290	↓
Quarter ending December 2018	284	↓
Quarter ending March 2019	308	↑
Variance since March 2018	2.7%	↑



ACTIVITY



Month	Adjusted Scheduled Activity (UDA)	
	2018	2019
April	1	18
May	67	50
June	133	79
July	179	130
August	241	177
September	294	238
October	317	265
November	382	319
December	411	355
January	458	398
February	547	466
March	595	562
April	702	662
May	702	662
June	702	662

QUALITY

	Quantity	Base Number	Contract	AT	Region	England
% of FP17s for the same patient ID Re-attending within 3 months - Children	8	321	2.5%	9.7%	11.3%	11.8%
% of FP17s for the same patient ID Re-attending within 3 months - Adults	10	88	11.4%	14.0%	15.4%	15.7%
% of FP17s for the same patient ID Re-attending between 3 & 9 months - Children	223	321	69.5%	61.7%	61.3%	58.9%
% of FP17s for the same patient ID Re-attending between 3 & 9 months - Adults	42	88	47.7%	52.7%	52.1%	50.8%
% of FP17s for Band 1 Urgent Courses	0	420	0.0%	9.8%	9.5%	9.1%
% of FP17s Relating to Free Repair or Replacements	0	420	0.0%	0.6%	0.6%	0.8%
% of FP17s Relating to Continuations	9	420	2.1%	0.9%	0.8%	0.9%
% of Patients satisfied with the dentistry they have received	0	0	N/A	92.2%	92.4%	92.5%
% of Patients satisfied with the time they had to wait for an appointment	0	0	N/A	85.9%	86.3%	87.0%

* This is based on patients treated on this contract for their most recent course of treatment. Figures in italics indicate the base number of FP17s or Patient Questionnaire responses are less than 100. N/A is shown where the base number of responses is less than 10 during the period. % is calculated as Quantity/Base number*100

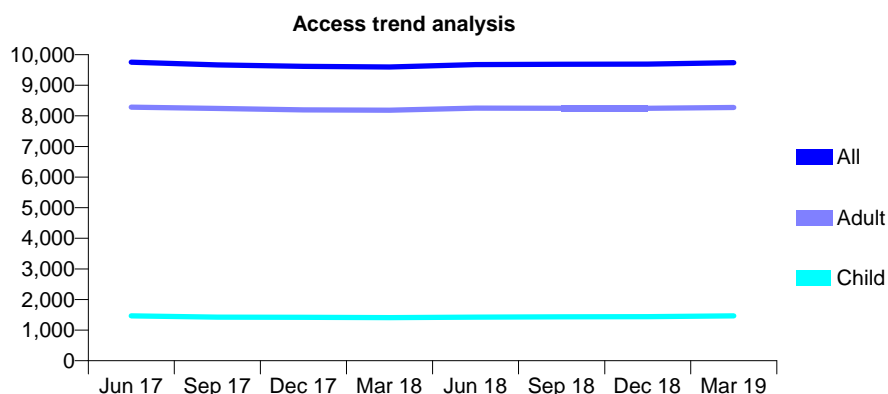
Q70 - Vital Signs At a Glance Contract Report for 108669/0001 - Year end March 2019

Name or company name	Knibbs Dental Surgery Limited
Contract type name	GDS Contract
Purpose of contract	General
Contract start date	01/04/2007
Contract end date	

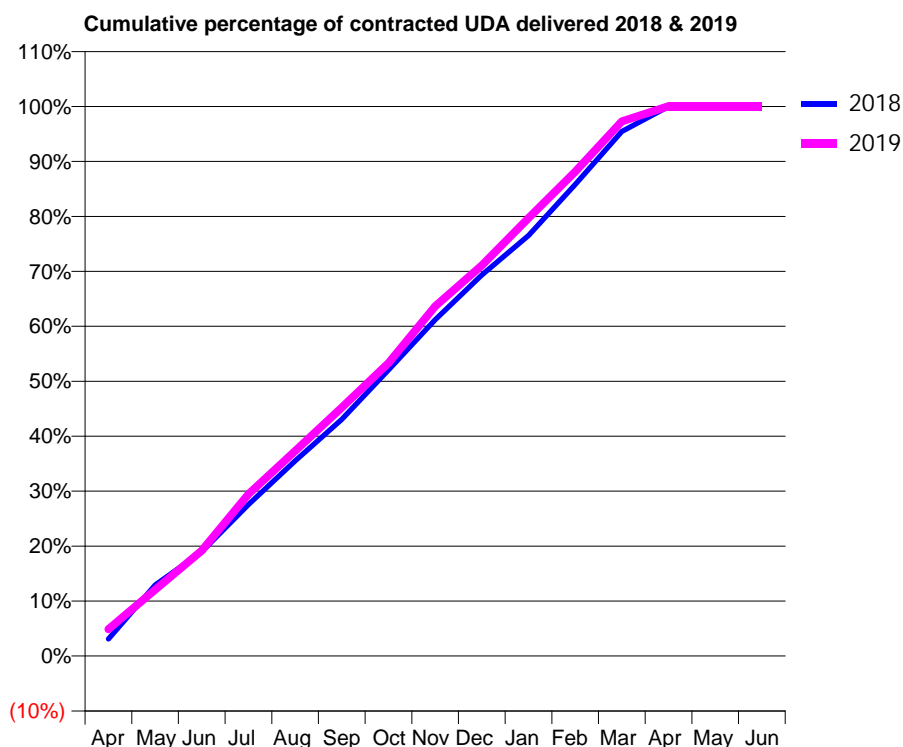
18/19 Contracted general activity (UDA)	29,497
Carry forward general activity (UDA)	0
18/19 Contracted orthodontic activity (UOA)	0
Carry forward orthodontic activity (UOA)	0
Baseline contract value	£855,399.90

ACCESS*

Patients seen in 24 months	Total	Change since previous quarter
Quarter ending March 2018	9,596	
Quarter ending June 2018	9,677	→
Quarter ending September 2018	9,688	→
Quarter ending December 2018	9,691	→
Quarter ending March 2019	9,739	→
Variance since March 2018	1.5%	→



ACTIVITY



Month	Adjusted Scheduled Activity (UDA)	
	2018	2019
April	915	1,445
May	3,808	3,560
June	5,598	5,658
July	8,130	8,689
August	10,474	11,005
September	12,705	13,337
October	15,361	15,722
November	18,057	18,772
December	20,444	20,960
January	22,576	23,512
February	25,316	26,000
March	28,154	28,694
April	29,497	29,510
May	29,496	29,512
June	29,497	29,511

QUALITY

	Quantity	Base Number	Contract	AT	Region	England
% of FP17s for the same patient ID Re-attending within 3 months - Children	123	2,509	4.9%	9.7%	11.3%	11.8%
% of FP17s for the same patient ID Re-attending within 3 months - Adults	2,196	14,174	15.5%	14.0%	15.4%	15.7%
% of FP17s for the same patient ID Re-attending between 3 & 9 months - Children	1,769	2,509	70.5%	61.7%	61.3%	58.9%
% of FP17s for the same patient ID Re-attending between 3 & 9 months - Adults	9,043	14,174	63.8%	52.7%	52.1%	50.8%
% of FP17s for Band 1 Urgent Courses	1,481	16,515	9.0%	9.8%	9.5%	9.1%
% of FP17s Relating to Free Repair or Replacements	132	16,515	0.8%	0.6%	0.6%	0.8%
% of FP17s Relating to Continuations	27	16,515	0.2%	0.9%	0.8%	0.9%
% of Patients satisfied with the dentistry they have received	2	2	N/A	92.2%	92.4%	92.5%
% of Patients satisfied with the time they had to wait for an appointment	2	2	N/A	85.9%	86.3%	87.0%

* This is based on patients treated on this contract for their most recent course of treatment. Figures in italics indicate the base number of FP17s or Patient Questionnaire responses are less than 100. N/A is shown where the base number of responses is less than 10 during the period. % is calculated as Quantity/Base number*100

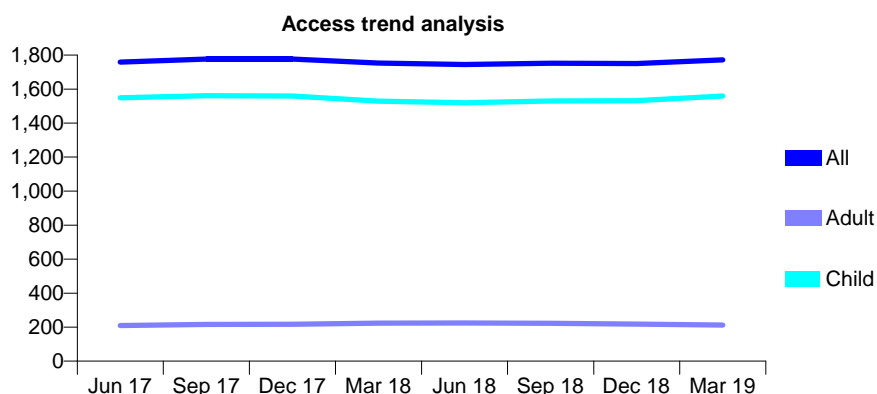
Q70 - Vital Signs At a Glance Contract Report for 109770/0001 - Year end March 2019

Name or company name	Marlott Road Partnership
Contract type name	GDS Contract
Purpose of contract	General
Contract start date	21/07/2015
Contract end date	

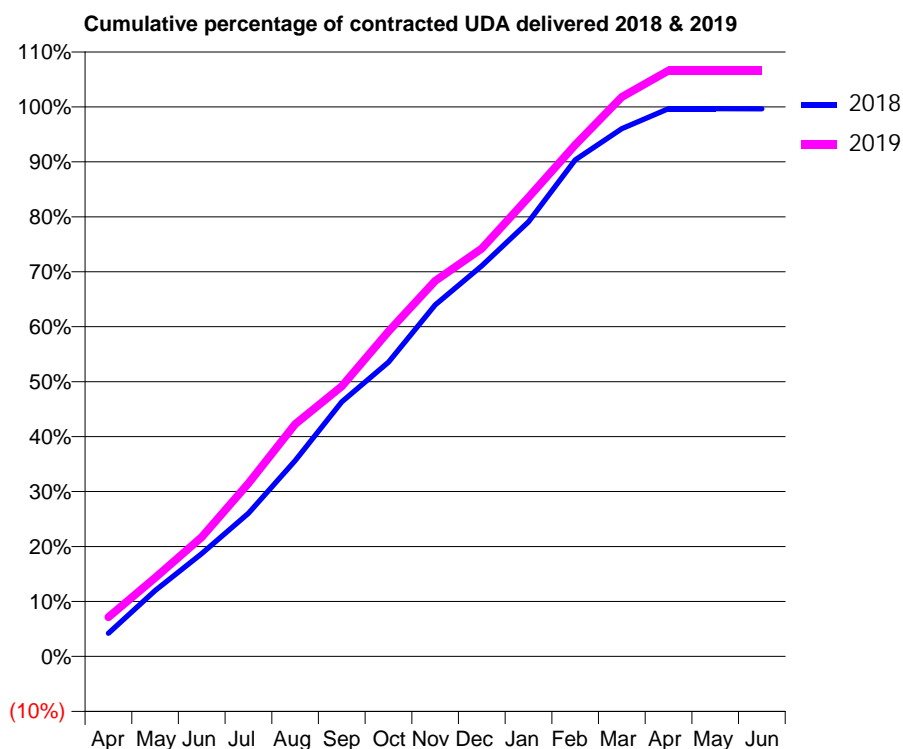
18/19 Contracted general activity (UDA)	3,290
Carry forward general activity (UDA)	11
18/19 Contracted orthodontic activity (UOA)	0
Carry forward orthodontic activity (UOA)	0
Baseline contract value	£84,993.06

ACCESS*

Patients seen in 24 months	Total	Change since previous quarter
Quarter ending March 2018	1,753	
Quarter ending June 2018	1,745	→
Quarter ending September 2018	1,752	→
Quarter ending December 2018	1,750	→
Quarter ending March 2019	1,771	→
Variance since March 2018	1.0%	→



ACTIVITY



Month	Adjusted Scheduled Activity (UDA)	
	2018	2019
April	138	235
May	394	472
June	616	714
July	857	1,036
August	1,173	1,390
September	1,523	1,617
October	1,762	1,945
November	2,104	2,248
December	2,338	2,442
January	2,602	2,749
February	2,973	3,062
March	3,160	3,349
April	3,279	3,507
May	3,279	3,507
June	3,278	3,507

QUALITY

	Quantity	Base Number	Contract	AT	Region	England
% of FP17s for the same patient ID Re-attending within 3 months - Children	172	2,218	7.8%	9.7%	11.3%	11.8%
% of FP17s for the same patient ID Re-attending within 3 months - Adults	10	101	9.9%	14.0%	15.4%	15.7%
% of FP17s for the same patient ID Re-attending between 3 & 9 months - Children	1,102	2,218	49.7%	61.7%	61.3%	58.9%
% of FP17s for the same patient ID Re-attending between 3 & 9 months - Adults	45	101	44.6%	52.7%	52.1%	50.8%
% of FP17s for Band 1 Urgent Courses	103	2,345	4.4%	9.8%	9.5%	9.1%
% of FP17s Relating to Free Repair or Replacements	0	2,345	0.0%	0.6%	0.6%	0.8%
% of FP17s Relating to Continuations	2	2,345	0.1%	0.9%	0.8%	0.9%
% of Patients satisfied with the dentistry they have received	0	0	N/A	92.2%	92.4%	92.5%
% of Patients satisfied with the time they had to wait for an appointment	0	0	N/A	85.9%	86.3%	87.0%

* This is based on patients treated on this contract for their most recent course of treatment. Figures in italics indicate the base number of FP17s or Patient Questionnaire responses are less than 100. N/A is shown where the base number of responses is less than 10 during the period. % is calculated as Quantity/Base number*100

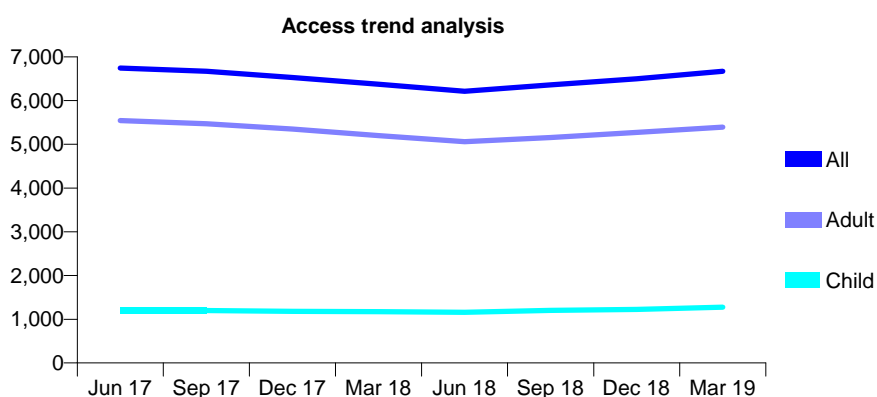
Q70 - Vital Signs At a Glance Contract Report for 109878/0001 - Year end March 2019

Name or company name	Hampshire Terrace Dental Care
Contract type name	GDS Contract
Purpose of contract	General
Contract start date	01/09/2011
Contract end date	

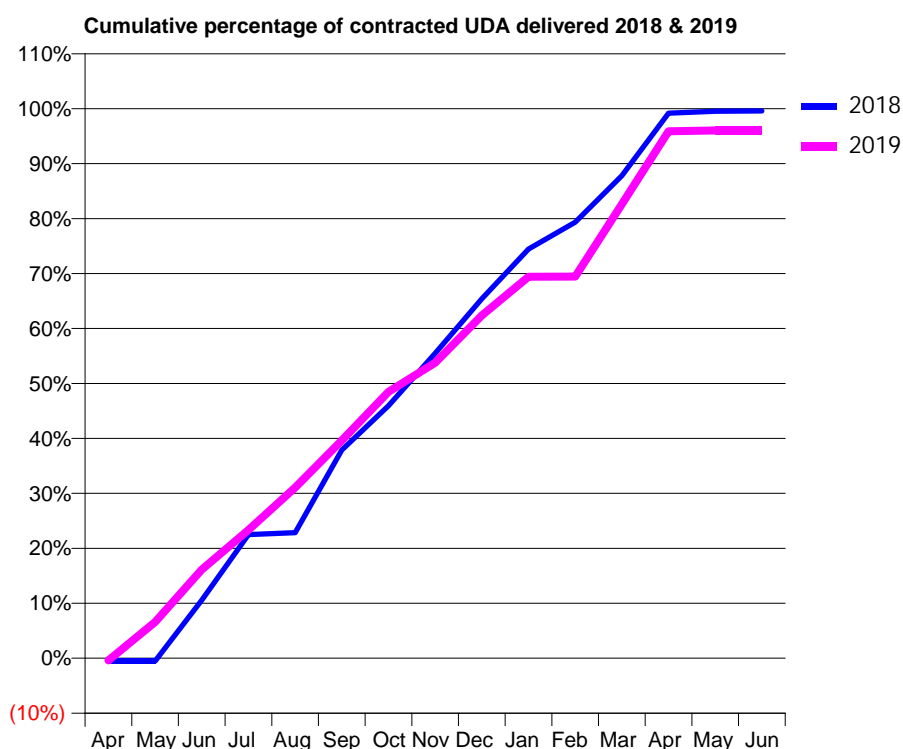
18/19 Contracted general activity (UDA)	17,197
Carry forward general activity (UDA)	70
18/19 Contracted orthodontic activity (UOA)	0
Carry forward orthodontic activity (UOA)	0
Baseline contract value	£440,987.75

ACCESS*

Patients seen in 24 months	Total	Change since previous quarter
Quarter ending March 2018	6,374	
Quarter ending June 2018	6,215	↓
Quarter ending September 2018	6,358	↑
Quarter ending December 2018	6,498	↑
Quarter ending March 2019	6,670	↑
Variance since March 2018	4.6%	↑



ACTIVITY



Month	2018	2019
April	-89	-70
May	-89	1,136
June	1,818	2,775
July	3,870	4,017
August	3,930	5,342
September	6,511	6,811
October	7,902	8,336
November	9,540	9,250
December	11,245	10,727
January	12,799	11,939
February	13,644	11,942
March	15,095	14,208
April	17,056	16,492
May	17,114	16,517
June	17,126	16,515

QUALITY

	Quantity	Base Number	Contract	AT	Region	England
% of FP17s for the same patient ID Re-attending within 3 months - Children	117	1,872	6.3%	9.7%	11.3%	11.8%
% of FP17s for the same patient ID Re-attending within 3 months - Adults	1,042	7,817	13.3%	14.0%	15.4%	15.7%
% of FP17s for the same patient ID Re-attending between 3 & 9 months - Children	1,141	1,872	61.0%	61.7%	61.3%	58.9%
% of FP17s for the same patient ID Re-attending between 3 & 9 months - Adults	4,577	7,817	58.6%	52.7%	52.1%	50.8%
% of FP17s for Band 1 Urgent Courses	610	8,975	6.8%	9.8%	9.5%	9.1%
% of FP17s Relating to Free Repair or Replacements	70	8,975	0.8%	0.6%	0.6%	0.8%
% of FP17s Relating to Continuations	28	8,975	0.3%	0.9%	0.8%	0.9%
% of Patients satisfied with the dentistry they have received	3	3	N/A	92.2%	92.4%	92.5%
% of Patients satisfied with the time they had to wait for an appointment	3	3	N/A	85.9%	86.3%	87.0%

* This is based on patients treated on this contract for their most recent course of treatment.

Figures in italics indicate the base number of FP17s or Patient Questionnaire responses are less than 100. N/A is shown where the base number of responses is less than 10 during the period. % is calculated as Quantity/Base number*100

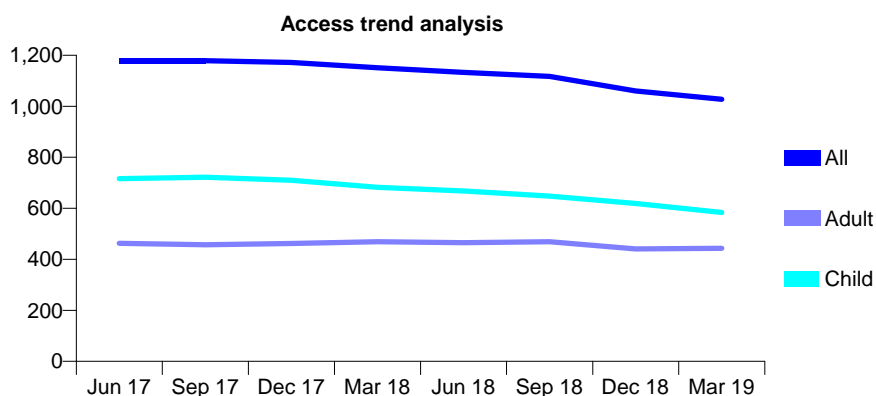
Q70 - Vital Signs At a Glance Contract Report for 109916/0001 - Year end March 2019

Name or company name	Parchment Dental Street Practice
Contract type name	GDS Contract
Purpose of contract	General
Contract start date	28/06/2010
Contract end date	

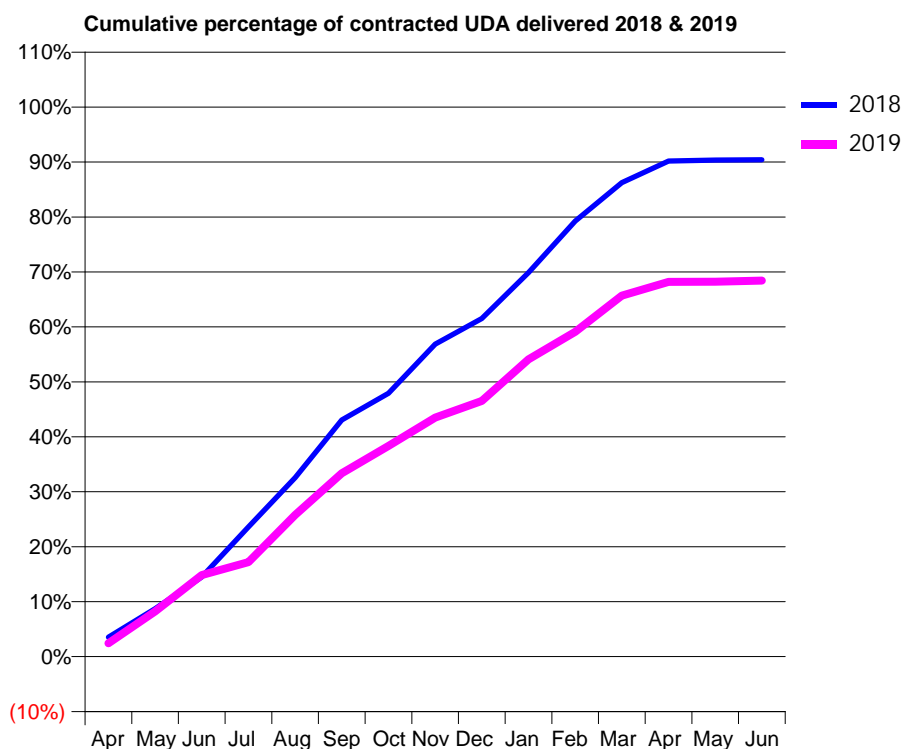
18/19 Contracted general activity (UDA)	2,885
Carry forward general activity (UDA)	0
18/19 Contracted orthodontic activity (UOA)	0
Carry forward orthodontic activity (UOA)	0
Baseline contract value	£63,418.98

ACCESS*

Patients seen in 24 months	Total	Change since previous quarter
Quarter ending March 2018	1,151	
Quarter ending June 2018	1,133	↓
Quarter ending September 2018	1,117	↓
Quarter ending December 2018	1,060	↓
Quarter ending March 2019	1,027	↓
Variance since March 2018	(10.8%)	↓



ACTIVITY



Month	Adjusted Scheduled Activity (UDA)	
	2018	2019
April	102	70
May	252	238
June	418	428
July	681	496
August	940	744
September	1,242	962
October	1,382	1,107
November	1,641	1,255
December	1,775	1,342
January	2,016	1,561
February	2,287	1,705
March	2,489	1,895
April	2,601	1,968
May	2,607	1,969
June	2,608	1,974

QUALITY

	Quantity	Base Number	Contract	AT	Region	England
% of FP17s for the same patient ID Re-attending within 3 months - Children	36	883	4.1%	9.7%	11.3%	11.8%
% of FP17s for the same patient ID Re-attending within 3 months - Adults	42	419	10.0%	14.0%	15.4%	15.7%
% of FP17s for the same patient ID Re-attending between 3 & 9 months - Children	628	883	71.1%	61.7%	61.3%	58.9%
% of FP17s for the same patient ID Re-attending between 3 & 9 months - Adults	235	419	56.1%	52.7%	52.1%	50.8%
% of FP17s for Band 1 Urgent Courses	39	1,307	3.0%	9.8%	9.5%	9.1%
% of FP17s Relating to Free Repair or Replacements	0	1,307	0.0%	0.6%	0.6%	0.8%
% of FP17s Relating to Continuations	12	1,307	0.9%	0.9%	0.8%	0.9%
% of Patients satisfied with the dentistry they have received	0	0	N/A	92.2%	92.4%	92.5%
% of Patients satisfied with the time they had to wait for an appointment	0	0	N/A	85.9%	86.3%	87.0%

* This is based on patients treated on this contract for their most recent course of treatment. Figures in italics indicate the base number of FP17s or Patient Questionnaire responses are less than 100. N/A is shown where the base number of responses is less than 10 during the period. % is calculated as Quantity/Base number*100

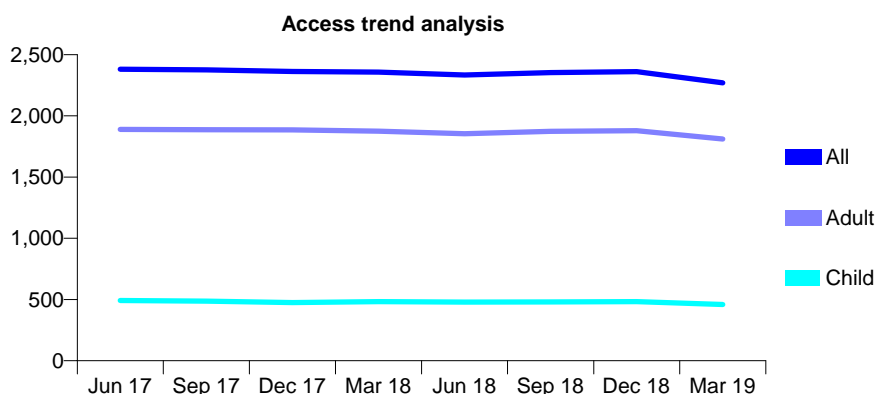
Q70 - Vital Signs At a Glance Contract Report for 110485/0001 - Year end March 2019

Name or company name	Mr M C Omar
Contract type name	GDS Contract
Purpose of contract	General
Contract start date	01/10/2013
Contract end date	

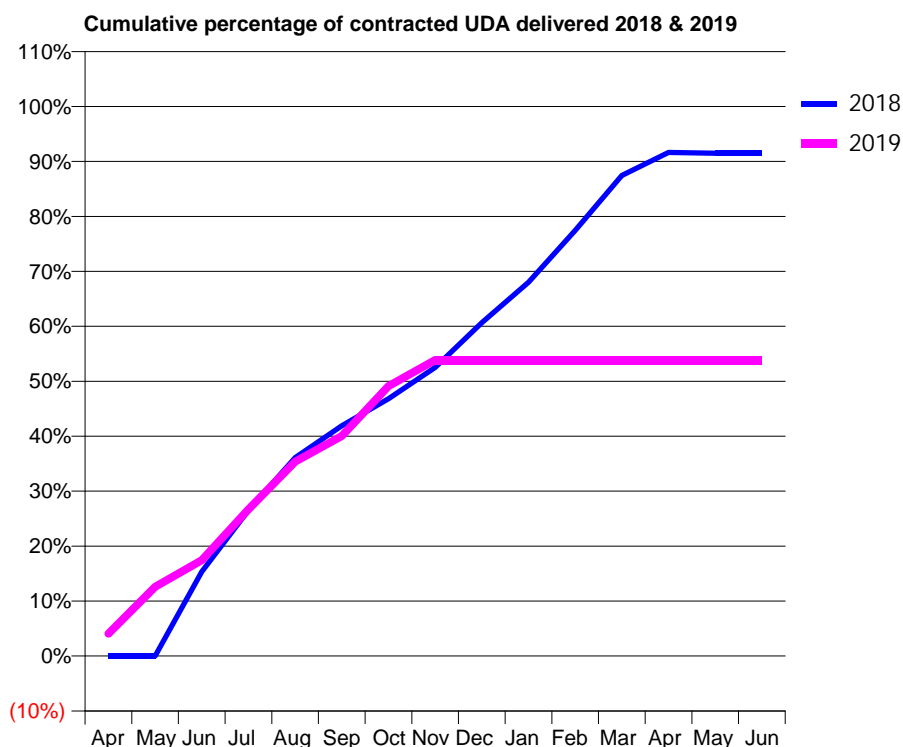
18/19 Contracted general activity (UDA)	7,987
Carry forward general activity (UDA)	0
18/19 Contracted orthodontic activity (UOA)	0
Carry forward orthodontic activity (UOA)	0
Baseline contract value	£182,191.77

ACCESS*

Patients seen in 24 months	Total	Change since previous quarter
Quarter ending March 2018	2,358	
Quarter ending June 2018	2,334	↓
Quarter ending September 2018	2,354	→
Quarter ending December 2018	2,361	→
Quarter ending March 2019	2,270	↓
Variance since March 2018	(3.7%)	↓



ACTIVITY



Month	Adjusted Scheduled Activity (UDA)	
	2018	2019
April	0	324
May	0	1,007
June	1,224	1,393
July	2,117	2,133
August	2,883	2,825
September	3,346	3,197
October	3,739	3,923
November	4,195	4,303
December	4,845	4,303
January	5,432	4,303
February	6,187	4,303
March	6,984	4,303
April	7,317	4,303
May	7,306	4,303
June	7,306	4,303

QUALITY

	Quantity	Base Number	Contract	AT	Region	England
% of FP17s for the same patient ID Re-attending within 3 months - Children	38	533	7.1%	9.7%	11.3%	11.8%
% of FP17s for the same patient ID Re-attending within 3 months - Adults	229	1,784	12.8%	14.0%	15.4%	15.7%
% of FP17s for the same patient ID Re-attending between 3 & 9 months - Children	353	533	66.2%	61.7%	61.3%	58.9%
% of FP17s for the same patient ID Re-attending between 3 & 9 months - Adults	840	1,784	47.1%	52.7%	52.1%	50.8%
% of FP17s for Band 1 Urgent Courses	111	2,185	5.1%	9.8%	9.5%	9.1%
% of FP17s Relating to Free Repair or Replacements	16	2,185	0.7%	0.6%	0.6%	0.8%
% of FP17s Relating to Continuations	10	2,185	0.5%	0.9%	0.8%	0.9%
% of Patients satisfied with the dentistry they have received	2	2	N/A	92.2%	92.4%	92.5%
% of Patients satisfied with the time they had to wait for an appointment	2	2	N/A	85.9%	86.3%	87.0%

* This is based on patients treated on this contract for their most recent course of treatment. Figures in italics indicate the base number of FP17s or Patient Questionnaire responses are less than 100. N/A is shown where the base number of responses is less than 10 during the period. % is calculated as Quantity/Base number*100

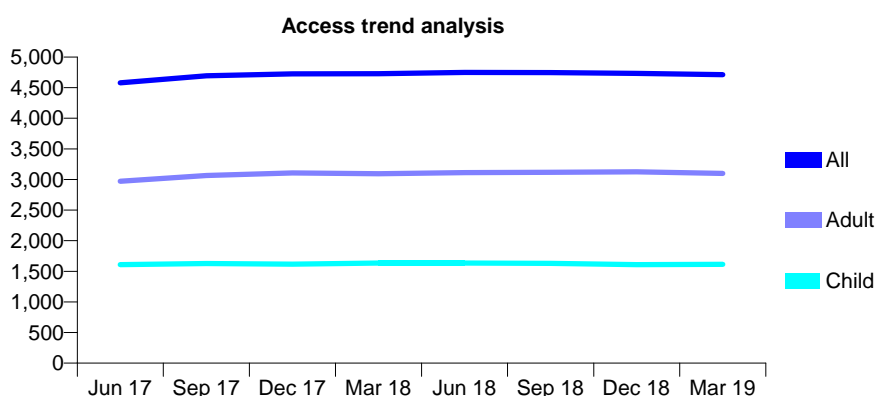
Q70 - Vital Signs At a Glance Contract Report for 110663/0001 - Year end March 2019

Name or company name	Lake Road Dental Practice
Contract type name	GDS Contract
Purpose of contract	General
Contract start date	01/07/2010
Contract end date	

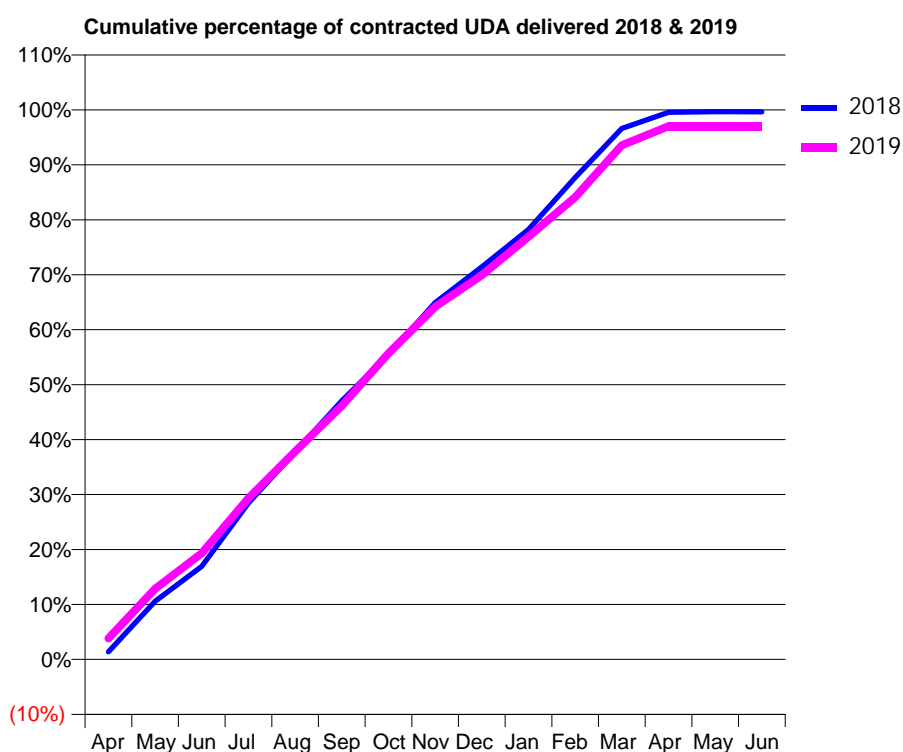
18/19 Contracted general activity (UDA)	17,225
Carry forward general activity (UDA)	60
18/19 Contracted orthodontic activity (UOA)	0
Carry forward orthodontic activity (UOA)	0
Baseline contract value	£484,802.83

ACCESS*

Patients seen in 24 months	Total	Change since previous quarter
Quarter ending March 2018	4,729	
Quarter ending June 2018	4,748	→
Quarter ending September 2018	4,747	→
Quarter ending December 2018	4,734	→
Quarter ending March 2019	4,713	→
Variance since March 2018	(0.3%)	→



ACTIVITY



Month	Adjusted Scheduled Activity (UDA)	
	2018	2019
April	241	656
May	1,825	2,217
June	2,917	3,329
July	4,905	5,057
August	6,505	6,520
September	8,102	7,947
October	9,554	9,595
November	11,183	11,054
December	12,302	12,042
January	13,478	13,250
February	15,109	14,490
March	16,642	16,117
April	17,148	16,707
May	17,168	16,711
June	17,165	16,713

QUALITY

	Quantity	Base Number	Contract	AT	Region	England
% of FP17s for the same patient ID Re-attending within 3 months - Children	224	3,318	6.8%	9.7%	11.3%	11.8%
% of FP17s for the same patient ID Re-attending within 3 months - Adults	637	5,063	12.6%	14.0%	15.4%	15.7%
% of FP17s for the same patient ID Re-attending between 3 & 9 months - Children	2,504	3,318	75.5%	61.7%	61.3%	58.9%
% of FP17s for the same patient ID Re-attending between 3 & 9 months - Adults	3,248	5,063	64.2%	52.7%	52.1%	50.8%
% of FP17s for Band 1 Urgent Courses	1,007	8,388	12.0%	9.8%	9.5%	9.1%
% of FP17s Relating to Free Repair or Replacements	64	8,388	0.8%	0.6%	0.6%	0.8%
% of FP17s Relating to Continuations	52	8,388	0.6%	0.9%	0.8%	0.9%
% of Patients satisfied with the dentistry they have received	1	1	N/A	92.2%	92.4%	92.5%
% of Patients satisfied with the time they had to wait for an appointment	1	1	N/A	85.9%	86.3%	87.0%

* This is based on patients treated on this contract for their most recent course of treatment. Figures in italics indicate the base number of FP17s or Patient Questionnaire responses are less than 100. N/A is shown where the base number of responses is less than 10 during the period. % is calculated as Quantity/Base number*100

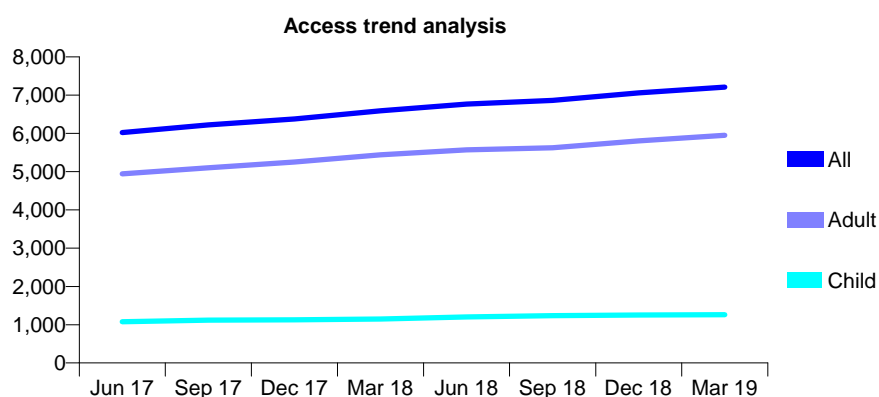
Q70 - Vital Signs At a Glance Contract Report for 110701/0001 - Year end March 2019

Name or company name	Dr H Dhatt
Contract type name	GDS Contract
Purpose of contract	General
Contract start date	01/04/2010
Contract end date	

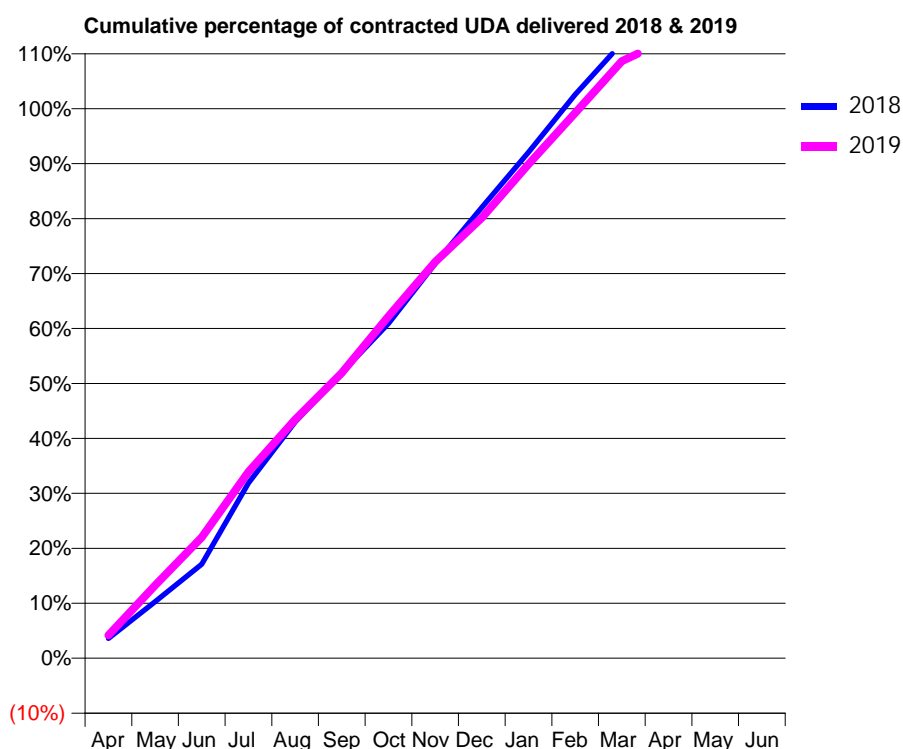
18/19 Contracted general activity (UDA)	18,000
Carry forward general activity (UDA)	0
18/19 Contracted orthodontic activity (UOA)	0
Carry forward orthodontic activity (UOA)	0
Baseline contract value	£490,723.50

ACCESS*

Patients seen in 24 months	Total	Change since previous quarter
Quarter ending March 2018	6,590	
Quarter ending June 2018	6,769	↑
Quarter ending September 2018	6,861	→
Quarter ending December 2018	7,056	↑
Quarter ending March 2019	7,209	↑
Variance since March 2018	9.4%	↑



ACTIVITY



Adjusted Scheduled Activity (UDA)		
Month	2018	2019
April	647	752
May	1,853	2,389
June	3,083	3,959
July	5,737	6,104
August	7,738	7,816
September	9,356	9,344
October	10,961	11,201
November	12,924	12,983
December	14,763	14,423
January	16,570	16,178
February	18,467	17,861
March	20,145	19,554
April	20,923	20,273
May	20,948	20,285
June	20,948	20,285

QUALITY

	Quantity	Base Number	Contract	AT	Region	England
% of FP17s for the same patient ID Re-attending within 3 months - Children	131	1,968	6.7%	9.7%	11.3%	11.8%
% of FP17s for the same patient ID Re-attending within 3 months - Adults	1,024	7,964	12.9%	14.0%	15.4%	15.7%
% of FP17s for the same patient ID Re-attending between 3 & 9 months - Children	1,241	1,968	63.1%	61.7%	61.3%	58.9%
% of FP17s for the same patient ID Re-attending between 3 & 9 months - Adults	4,015	7,964	50.4%	52.7%	52.1%	50.8%
% of FP17s for Band 1 Urgent Courses	1,573	9,129	17.2%	9.8%	9.5%	9.1%
% of FP17s Relating to Free Repair or Replacements	4	9,129	0.0%	0.6%	0.6%	0.8%
% of FP17s Relating to Continuations	26	9,129	0.3%	0.9%	0.8%	0.9%
% of Patients satisfied with the dentistry they have received	4	4	N/A	92.2%	92.4%	92.5%
% of Patients satisfied with the time they had to wait for an appointment	4	4	N/A	85.9%	86.3%	87.0%

* This is based on patients treated on this contract for their most recent course of treatment.

Figures in italics indicate the base number of FP17s or Patient Questionnaire responses are less than 100. N/A is shown where the base number of responses is less than 10 during the period. % is calculated as Quantity/Base number*100

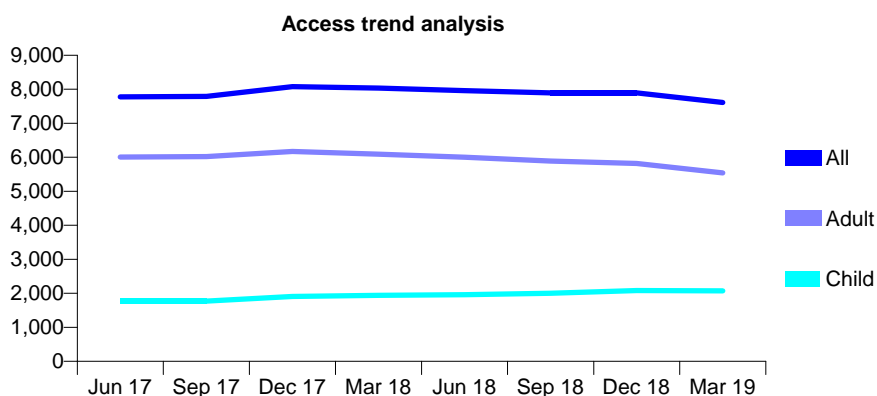
Q70 - Vital Signs At a Glance Contract Report for 112410/0001 - Year end March 2019

Name or company name	Dale Road Oral Care Ltd
Contract type name	GDS Contract
Purpose of contract	General
Contract start date	01/09/2010
Contract end date	

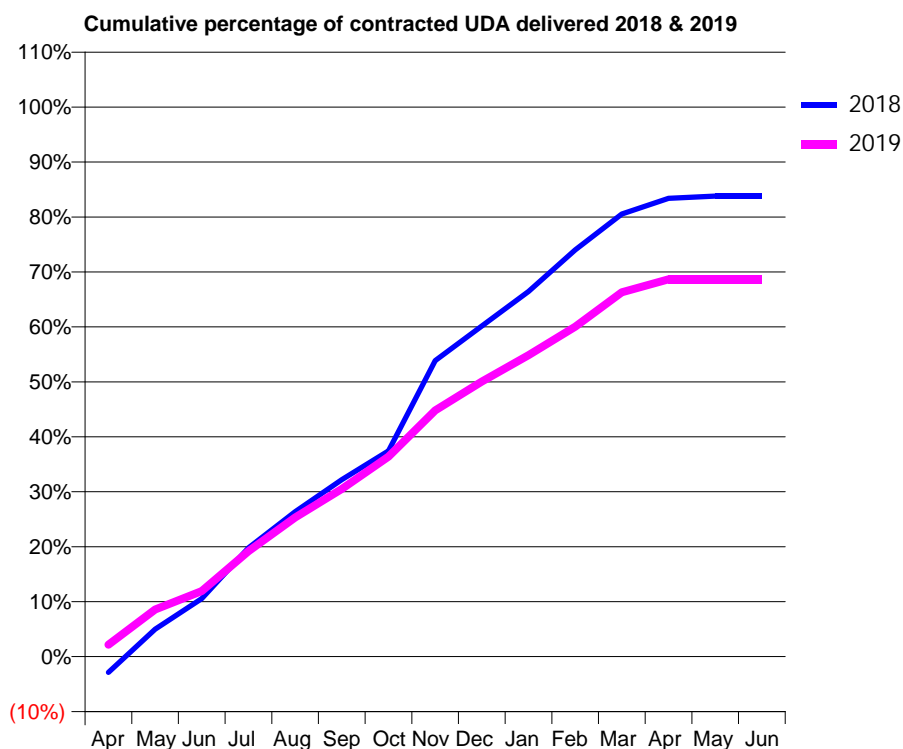
18/19 Contracted general activity (UDA)	30,000
Carry forward general activity (UDA)	0
18/19 Contracted orthodontic activity (UOA)	0
Carry forward orthodontic activity (UOA)	0
Baseline contract value	£724,713.40

ACCESS*

Patients seen in 24 months	Total	Change since previous quarter
Quarter ending March 2018	8,032	
Quarter ending June 2018	7,959	→
Quarter ending September 2018	7,892	→
Quarter ending December 2018	7,898	→
Quarter ending March 2019	7,611	↓
Variance since March 2018	(5.2%)	↓



ACTIVITY



Month	Adjusted Scheduled Activity (UDA)	
	2018	2019
April	-812	655
May	1,403	2,573
June	2,957	3,581
July	5,544	5,754
August	7,381	7,595
September	9,016	9,153
October	10,478	10,916
November	15,082	13,440
December	16,839	15,015
January	18,600	16,453
February	20,718	18,017
March	22,546	19,887
April	23,350	20,598
May	23,467	20,597
June	23,466	20,598

QUALITY

	Quantity	Base Number	Contract	AT	Region	England
% of FP17s for the same patient ID Re-attending within 3 months - Children	287	2,822	10.2%	9.7%	11.3%	11.8%
% of FP17s for the same patient ID Re-attending within 3 months - Adults	1,023	6,485	15.8%	14.0%	15.4%	15.7%
% of FP17s for the same patient ID Re-attending between 3 & 9 months - Children	1,405	2,822	49.8%	61.7%	61.3%	58.9%
% of FP17s for the same patient ID Re-attending between 3 & 9 months - Adults	3,009	6,485	46.4%	52.7%	52.1%	50.8%
% of FP17s for Band 1 Urgent Courses	936	9,152	10.2%	9.8%	9.5%	9.1%
% of FP17s Relating to Free Repair or Replacements	45	9,152	0.5%	0.6%	0.6%	0.8%
% of FP17s Relating to Continuations	172	9,152	1.9%	0.9%	0.8%	0.9%
% of Patients satisfied with the dentistry they have received	2	2	N/A	92.2%	92.4%	92.5%
% of Patients satisfied with the time they had to wait for an appointment	2	2	N/A	85.9%	86.3%	87.0%

* This is based on patients treated on this contract for their most recent course of treatment. Figures in italics indicate the base number of FP17s or Patient Questionnaire responses are less than 100. N/A is shown where the base number of responses is less than 10 during the period. % is calculated as Quantity/Base number*100

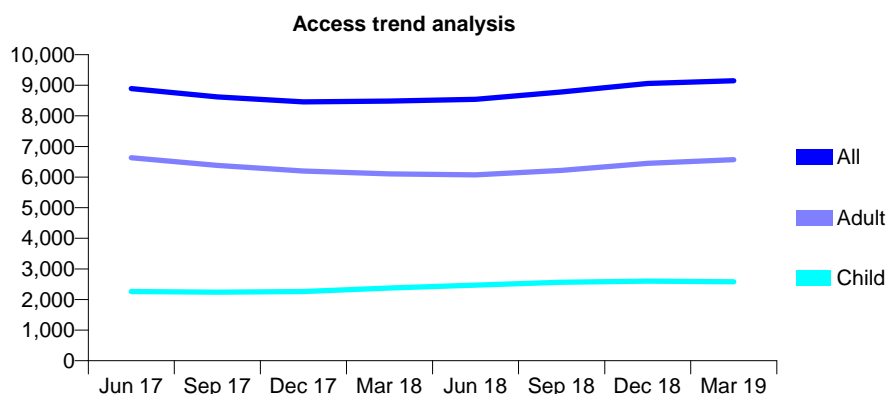
Q70 - Vital Signs At a Glance Contract Report for 112488/0004 - Year end March 2019

Name or company name	Integrated Dental Holdings
Contract type name	GDS Contract
Purpose of contract	General
Contract start date	01/01/2009
Contract end date	

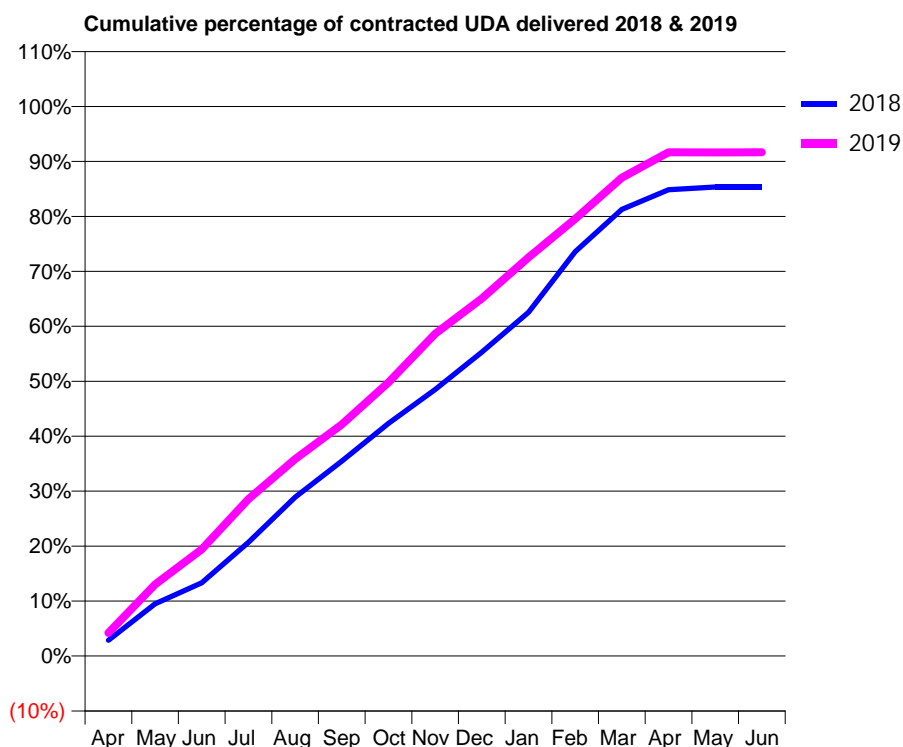
18/19 Contracted general activity (UDA)	29,968
Carry forward general activity (UDA)	0
18/19 Contracted orthodontic activity (UOA)	0
Carry forward orthodontic activity (UOA)	0
Baseline contract value	£707,023.59

ACCESS*

Patients seen in 24 months	Total	Change since previous quarter
Quarter ending March 2018	8,484	
Quarter ending June 2018	8,543	→
Quarter ending September 2018	8,784	↑
Quarter ending December 2018	9,055	↑
Quarter ending March 2019	9,149	→
Variance since March 2018	7.8%	↑



ACTIVITY



Month	Adjusted Scheduled Activity (UDA)	
	2018	2019
April	865	1,264
May	2,848	3,909
June	3,999	5,820
July	6,200	8,554
August	8,664	10,734
September	10,629	12,623
October	12,687	14,918
November	14,536	17,571
December	16,568	19,490
January	18,745	21,735
February	22,048	23,844
March	24,351	26,080
April	25,431	27,468
May	25,572	27,464
June	25,571	27,469

QUALITY

	Quantity	Base Number	Contract	AT	Region	England
% of FP17s for the same patient ID Re-attending within 3 months - Children	214	3,611	5.9%	9.7%	11.3%	11.8%
% of FP17s for the same patient ID Re-attending within 3 months - Adults	947	7,958	11.9%	14.0%	15.4%	15.7%
% of FP17s for the same patient ID Re-attending between 3 & 9 months - Children	1,993	3,611	55.2%	61.7%	61.3%	58.9%
% of FP17s for the same patient ID Re-attending between 3 & 9 months - Adults	3,680	7,958	46.2%	52.7%	52.1%	50.8%
% of FP17s for Band 1 Urgent Courses	908	11,690	7.8%	9.8%	9.5%	9.1%
% of FP17s Relating to Free Repair or Replacements	40	11,690	0.3%	0.6%	0.6%	0.8%
% of FP17s Relating to Continuations	80	11,690	0.7%	0.9%	0.8%	0.9%
% of Patients satisfied with the dentistry they have received	1	1	N/A	92.2%	92.4%	92.5%
% of Patients satisfied with the time they had to wait for an appointment	1	1	N/A	85.9%	86.3%	87.0%

* This is based on patients treated on this contract for their most recent course of treatment. Figures in italics indicate the base number of FP17s or Patient Questionnaire responses are less than 100. N/A is shown where the base number of responses is less than 10 during the period. % is calculated as Quantity/Base number*100

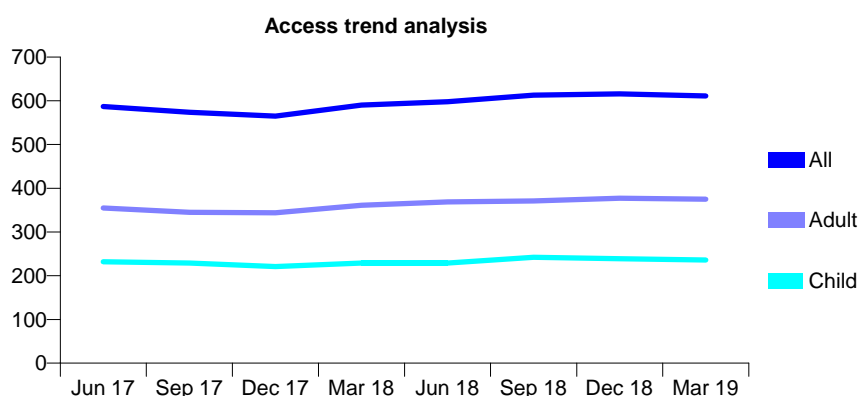
Q70 - Vital Signs At a Glance Contract Report for 112593/0001 - Year end March 2019

Name or company name	Mrs T C Martin
Contract type name	GDS Contract
Purpose of contract	General
Contract start date	01/01/2012
Contract end date	

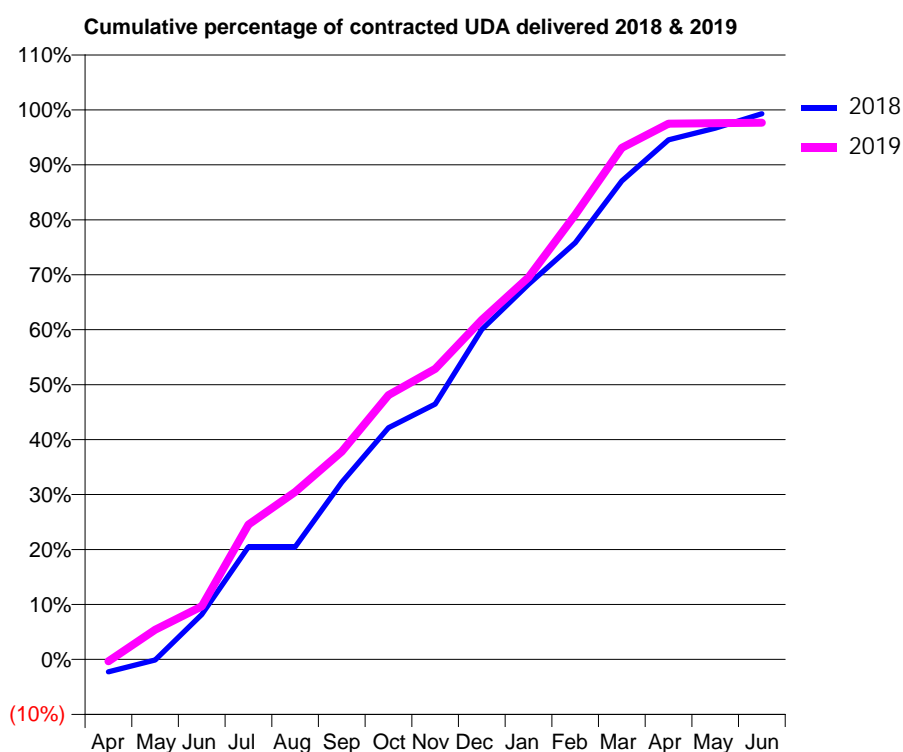
18/19 Contracted general activity (UDA)	1,407
Carry forward general activity (UDA)	10
18/19 Contracted orthodontic activity (UOA)	0
Carry forward orthodontic activity (UOA)	0
Baseline contract value	£35,706.60

ACCESS*

Patients seen in 24 months	Total	Change since previous quarter
Quarter ending March 2018	590	
Quarter ending June 2018	598	→
Quarter ending September 2018	613	↑
Quarter ending December 2018	616	→
Quarter ending March 2019	611	→
Variance since March 2018	3.6%	↑



ACTIVITY



Month	Adjusted Scheduled Activity (UDA)	
	2018	2019
April	-32	-5
May	-2	76
June	115	136
July	288	345
August	288	429
September	453	532
October	593	677
November	654	744
December	845	869
January	960	978
February	1,067	1,138
March	1,225	1,310
April	1,330	1,372
May	1,360	1,373
June	1,397	1,374

QUALITY

	Quantity	Base Number	Contract	AT	Region	England
% of FP17s for the same patient ID Re-attending within 3 months - Children	24	353	6.8%	9.7%	11.3%	11.8%
% of FP17s for the same patient ID Re-attending within 3 months - Adults	66	529	12.5%	14.0%	15.4%	15.7%
% of FP17s for the same patient ID Re-attending between 3 & 9 months - Children	216	353	61.2%	61.7%	61.3%	58.9%
% of FP17s for the same patient ID Re-attending between 3 & 9 months - Adults	305	529	57.7%	52.7%	52.1%	50.8%
% of FP17s for Band 1 Urgent Courses	20	854	2.3%	9.8%	9.5%	9.1%
% of FP17s Relating to Free Repair or Replacements	1	854	0.1%	0.6%	0.6%	0.8%
% of FP17s Relating to Continuations	1	854	0.1%	0.9%	0.8%	0.9%
% of Patients satisfied with the dentistry they have received	0	0	N/A	92.2%	92.4%	92.5%
% of Patients satisfied with the time they had to wait for an appointment	0	0	N/A	85.9%	86.3%	87.0%

* This is based on patients treated on this contract for their most recent course of treatment. Figures in italics indicate the base number of FP17s or Patient Questionnaire responses are less than 100. N/A is shown where the base number of responses is less than 10 during the period. % is calculated as Quantity/Base number*100

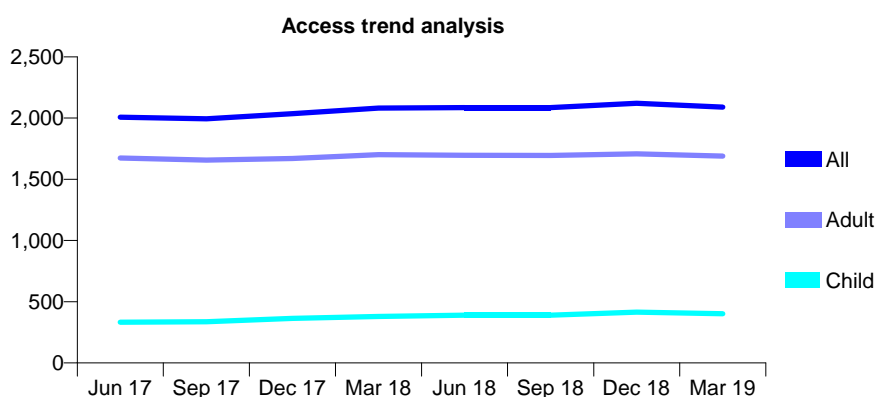
Q70 - Vital Signs At a Glance Contract Report for 112690/0001 - Year end March 2019

Name or company name	The Grove Dental Practice
Contract type name	GDS Contract
Purpose of contract	General
Contract start date	28/03/2014
Contract end date	

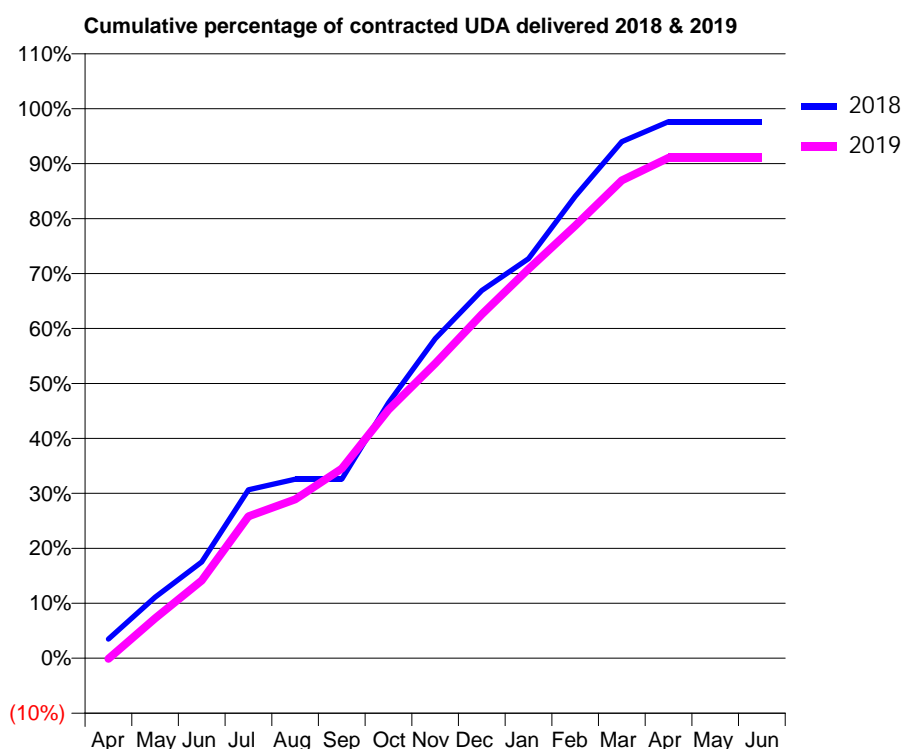
18/19 Contracted general activity (UDA)	5,028
Carry forward general activity (UDA)	118
18/19 Contracted orthodontic activity (UOA)	0
Carry forward orthodontic activity (UOA)	0
Baseline contract value	£118,904.95

ACCESS*

Patients seen in 24 months	Total	Change since previous quarter
Quarter ending March 2018	2,081	
Quarter ending June 2018	2,086	→
Quarter ending September 2018	2,085	→
Quarter ending December 2018	2,121	→
Quarter ending March 2019	2,090	↓
Variance since March 2018	0.4%	→



ACTIVITY



Adjusted Scheduled Activity (UDA)		
Month	2018	2019
April	176	-6
May	560	365
June	881	711
July	1,542	1,298
August	1,638	1,453
September	1,638	1,734
October	2,336	2,273
November	2,924	2,695
December	3,365	3,146
January	3,655	3,560
February	4,226	3,958
March	4,726	4,371
April	4,910	4,578
May	4,910	4,577
June	4,910	4,577

QUALITY

	Quantity	Base Number	Contract	AT	Region	England
% of FP17s for the same patient ID Re-attending within 3 months - Children	19	589	3.2%	9.7%	11.3%	11.8%
% of FP17s for the same patient ID Re-attending within 3 months - Adults	269	2,385	11.3%	14.0%	15.4%	15.7%
% of FP17s for the same patient ID Re-attending between 3 & 9 months - Children	387	589	65.7%	61.7%	61.3%	58.9%
% of FP17s for the same patient ID Re-attending between 3 & 9 months - Adults	1,371	2,385	57.5%	52.7%	52.1%	50.8%
% of FP17s for Band 1 Urgent Courses	390	2,984	13.1%	9.8%	9.5%	9.1%
% of FP17s Relating to Free Repair or Replacements	16	2,984	0.5%	0.6%	0.6%	0.8%
% of FP17s Relating to Continuations	0	2,984	0.0%	0.9%	0.8%	0.9%
% of Patients satisfied with the dentistry they have received	0	0	N/A	92.2%	92.4%	92.5%
% of Patients satisfied with the time they had to wait for an appointment	0	0	N/A	85.9%	86.3%	87.0%

* This is based on patients treated on this contract for their most recent course of treatment.

Figures in italics indicate the base number of FP17s or Patient Questionnaire responses are less than 100. N/A is shown where the base number of responses is less than 10 during the period. % is calculated as Quantity/Base number*100

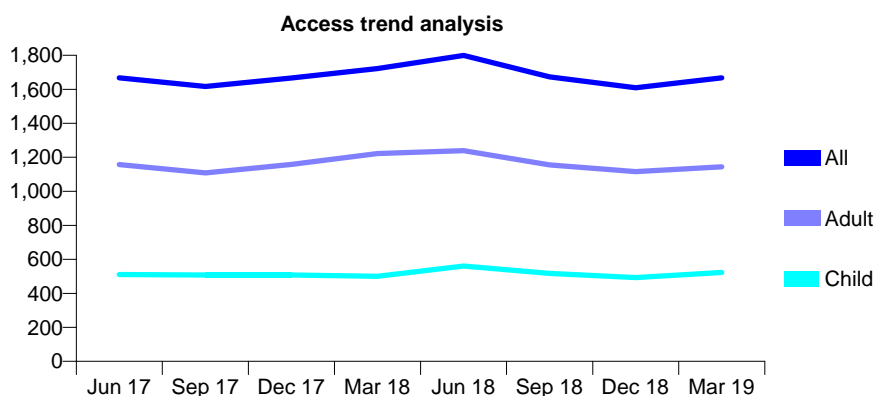
Q70 - Vital Signs At a Glance Contract Report for 112844/0001 - Year end March 2019

Name or company name	Tadley Dental Care Partnership
Contract type name	GDS Contract
Purpose of contract	General
Contract start date	09/03/2012
Contract end date	

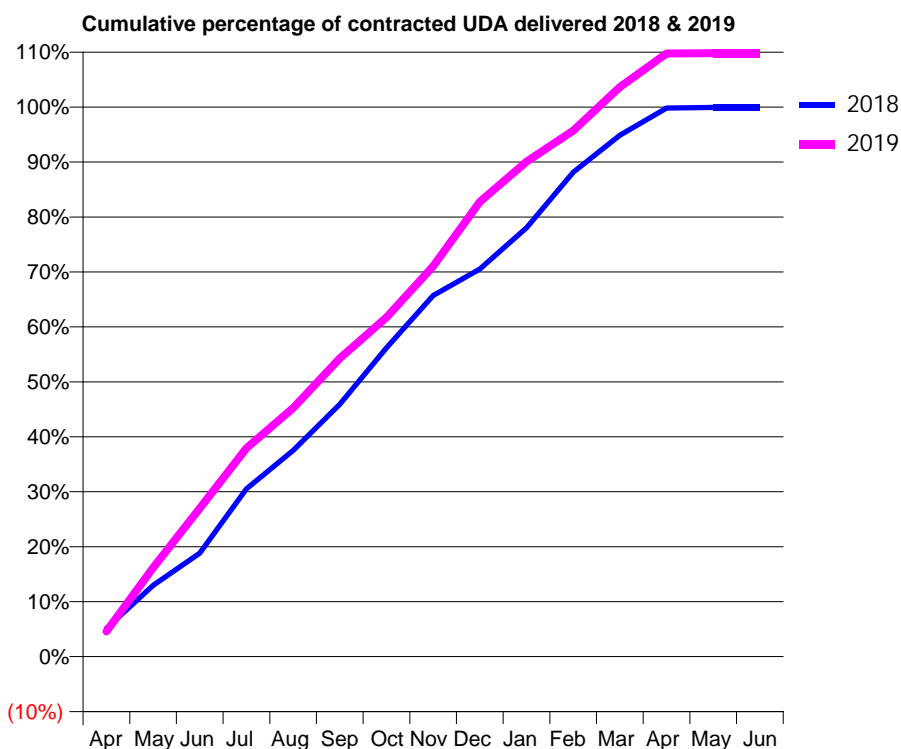
18/19 Contracted general activity (UDA)	4,130
Carry forward general activity (UDA)	2
18/19 Contracted orthodontic activity (UOA)	0
Carry forward orthodontic activity (UOA)	0
Baseline contract value	£115,207.02

ACCESS*

Patients seen in 24 months	Total	Change since previous quarter
Quarter ending March 2018	1,722	
Quarter ending June 2018	1,799	↑
Quarter ending September 2018	1,673	↓
Quarter ending December 2018	1,609	↓
Quarter ending March 2019	1,667	↑
Variance since March 2018	(3.2%)	↓



ACTIVITY



Month	Adjusted Scheduled Activity (UDA)	
	2018	2019
April	212	190
May	536	668
June	778	1,115
July	1,261	1,567
August	1,550	1,869
September	1,895	2,242
October	2,321	2,549
November	2,715	2,934
December	2,912	3,417
January	3,223	3,720
February	3,640	3,953
March	3,919	4,280
April	4,123	4,533
May	4,128	4,535
June	4,128	4,535

QUALITY

	Quantity	Base Number	Contract	AT	Region	England
% of FP17s for the same patient ID Re-attending within 3 months - Children	19	849	2.2%	9.7%	11.3%	11.8%
% of FP17s for the same patient ID Re-attending within 3 months - Adults	94	1,790	5.3%	14.0%	15.4%	15.7%
% of FP17s for the same patient ID Re-attending between 3 & 9 months - Children	226	849	26.6%	61.7%	61.3%	58.9%
% of FP17s for the same patient ID Re-attending between 3 & 9 months - Adults	488	1,790	27.3%	52.7%	52.1%	50.8%
% of FP17s for Band 1 Urgent Courses	147	2,667	5.5%	9.8%	9.5%	9.1%
% of FP17s Relating to Free Repair or Replacements	21	2,667	0.8%	0.6%	0.6%	0.8%
% of FP17s Relating to Continuations	4	2,667	0.1%	0.9%	0.8%	0.9%
% of Patients satisfied with the dentistry they have received	0	0	N/A	92.2%	92.4%	92.5%
% of Patients satisfied with the time they had to wait for an appointment	0	0	N/A	85.9%	86.3%	87.0%

* This is based on patients treated on this contract for their most recent course of treatment. Figures in italics indicate the base number of FP17s or Patient Questionnaire responses are less than 100. N/A is shown where the base number of responses is less than 10 during the period. % is calculated as Quantity/Base number*100

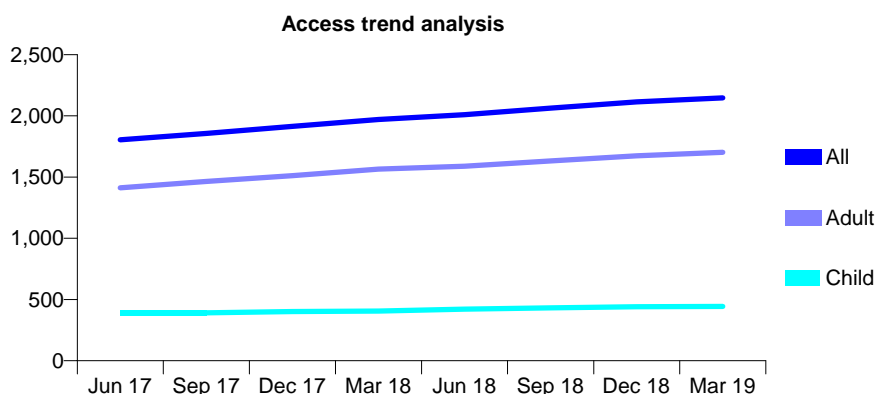
Q70 - Vital Signs At a Glance Contract Report for 115304/0001 - Year end March 2019

Name or company name	Ms A Modarresi-Tehrani
Contract type name	GDS Contract
Purpose of contract	General
Contract start date	10/08/2012
Contract end date	

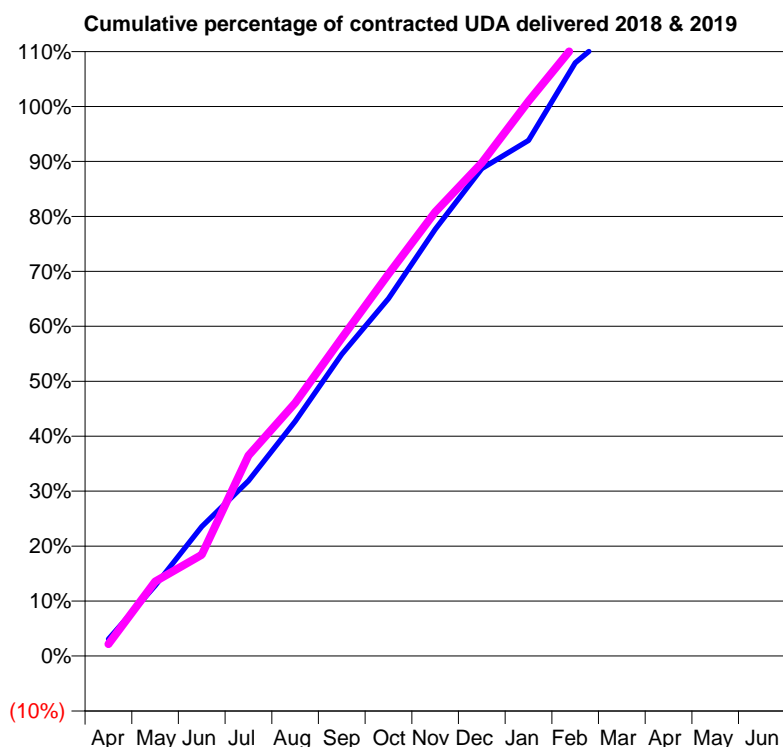
18/19 Contracted general activity (UDA)	4,462
Carry forward general activity (UDA)	0
18/19 Contracted orthodontic activity (UOA)	0
Carry forward orthodontic activity (UOA)	0
Baseline contract value	£129,793.78

ACCESS*

Patients seen in 24 months	Total	Change since previous quarter
Quarter ending March 2018	1,971	
Quarter ending June 2018	2,010	→
Quarter ending September 2018	2,064	↑
Quarter ending December 2018	2,115	↑
Quarter ending March 2019	2,147	→
Variance since March 2018	8.9%	↑



ACTIVITY



Month	Adjusted Scheduled Activity (UDA)	
	2018	2019
April	137	97
May	571	605
June	1,051	823
July	1,422	1,628
August	1,906	2,055
September	2,450	2,581
October	2,903	3,101
November	3,464	3,605
December	3,957	4,003
January	4,186	4,505
February	4,816	4,968
March	5,129	5,532
April	5,380	5,671
May	5,385	5,671
June	5,386	5,672

QUALITY

	Quantity	Base Number	Contract	AT	Region	England
% of FP17s for the same patient ID Re-attending within 3 months - Children	39	584	6.7%	9.7%	11.3%	11.8%
% of FP17s for the same patient ID Re-attending within 3 months - Adults	337	2,277	14.8%	14.0%	15.4%	15.7%
% of FP17s for the same patient ID Re-attending between 3 & 9 months - Children	302	584	51.7%	61.7%	61.3%	58.9%
% of FP17s for the same patient ID Re-attending between 3 & 9 months - Adults	1,118	2,277	49.1%	52.7%	52.1%	50.8%
% of FP17s for Band 1 Urgent Courses	247	2,815	8.8%	9.8%	9.5%	9.1%
% of FP17s Relating to Free Repair or Replacements	0	2,815	0.0%	0.6%	0.6%	0.8%
% of FP17s Relating to Continuations	10	2,815	0.4%	0.9%	0.8%	0.9%
% of Patients satisfied with the dentistry they have received	0	0	N/A	92.2%	92.4%	92.5%
% of Patients satisfied with the time they had to wait for an appointment	0	0	N/A	85.9%	86.3%	87.0%

* This is based on patients treated on this contract for their most recent course of treatment. Figures in italics indicate the base number of FP17s or Patient Questionnaire responses are less than 100. N/A is shown where the base number of responses is less than 10 during the period. % is calculated as Quantity/Base number*100

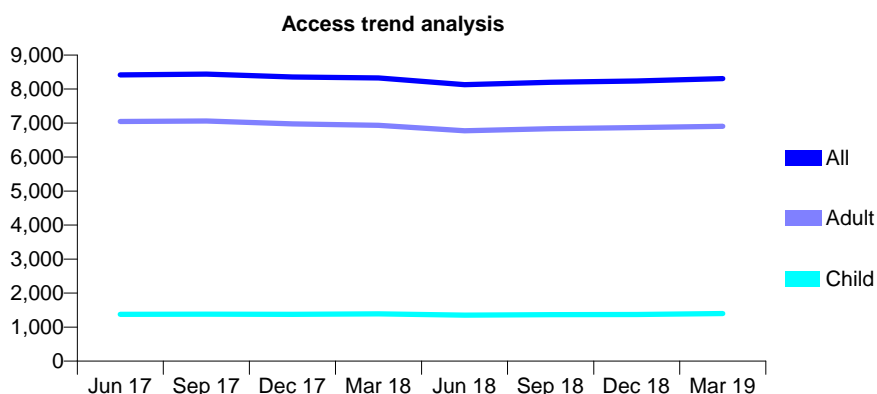
Q70 - Vital Signs At a Glance Contract Report for 115363/0001 - Year end March 2019

Name or company name	Holmoak Dental Practice
Contract type name	GDS Contract
Purpose of contract	General
Contract start date	01/04/2009
Contract end date	

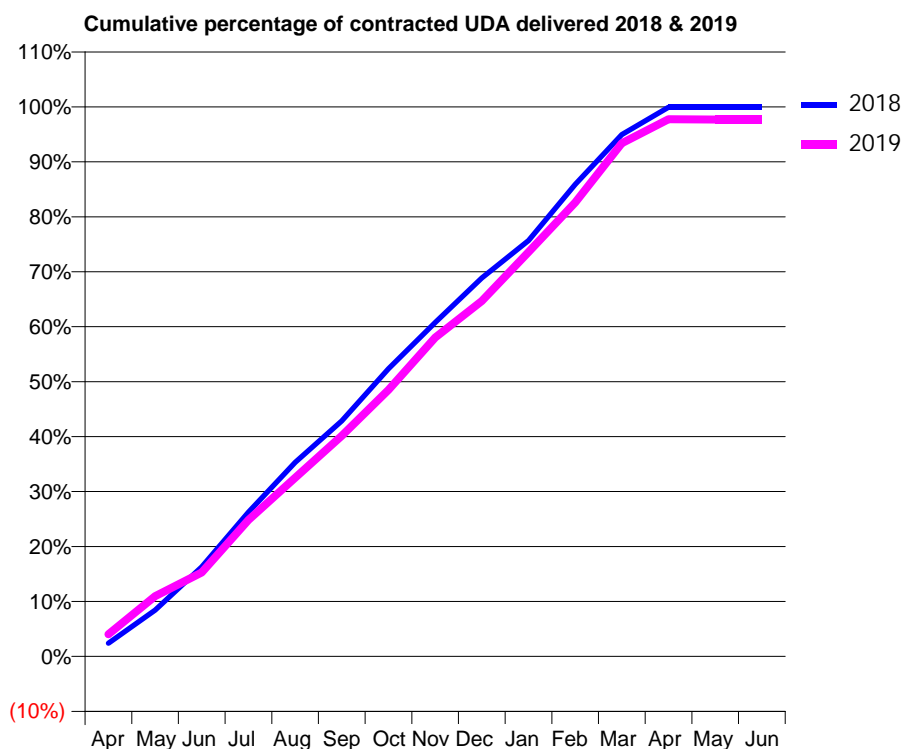
18/19 Contracted general activity (UDA)	28,000
Carry forward general activity (UDA)	20
18/19 Contracted orthodontic activity (UOA)	0
Carry forward orthodontic activity (UOA)	0
Baseline contract value	£740,899.96

ACCESS*

Patients seen in 24 months	Total	Change since previous quarter
Quarter ending March 2018	8,326	
Quarter ending June 2018	8,126	↓
Quarter ending September 2018	8,203	→
Quarter ending December 2018	8,237	→
Quarter ending March 2019	8,308	→
Variance since March 2018	(0.2%)	→



ACTIVITY



Month	2018	2019
April	676	1,132
May	2,361	3,068
June	4,562	4,274
July	7,351	6,955
August	9,892	9,099
September	11,993	11,244
October	14,658	13,580
November	17,018	16,250
December	19,278	18,102
January	21,192	20,596
February	24,049	23,130
March	26,583	26,151
April	27,978	27,365
May	27,980	27,353
June	27,979	27,354

QUALITY

	Quantity	Base Number	Contract	AT	Region	England
% of FP17s for the same patient ID Re-attending within 3 months - Children	147	2,200	6.7%	9.7%	11.3%	11.8%
% of FP17s for the same patient ID Re-attending within 3 months - Adults	1,666	10,732	15.5%	14.0%	15.4%	15.7%
% of FP17s for the same patient ID Re-attending between 3 & 9 months - Children	1,409	2,200	64.0%	61.7%	61.3%	58.9%
% of FP17s for the same patient ID Re-attending between 3 & 9 months - Adults	6,234	10,732	58.1%	52.7%	52.1%	50.8%
% of FP17s for Band 1 Urgent Courses	1,337	12,913	10.4%	9.8%	9.5%	9.1%
% of FP17s Relating to Free Repair or Replacements	111	12,913	0.9%	0.6%	0.6%	0.8%
% of FP17s Relating to Continuations	117	12,913	0.9%	0.9%	0.8%	0.9%
% of Patients satisfied with the dentistry they have received	5	5	N/A	92.2%	92.4%	92.5%
% of Patients satisfied with the time they had to wait for an appointment	5	5	N/A	85.9%	86.3%	87.0%

* This is based on patients treated on this contract for their most recent course of treatment.

Figures in italics indicate the base number of FP17s or Patient Questionnaire responses are less than 100. N/A is shown where the base number of responses is less than 10 during the period. % is calculated as Quantity/Base number*100

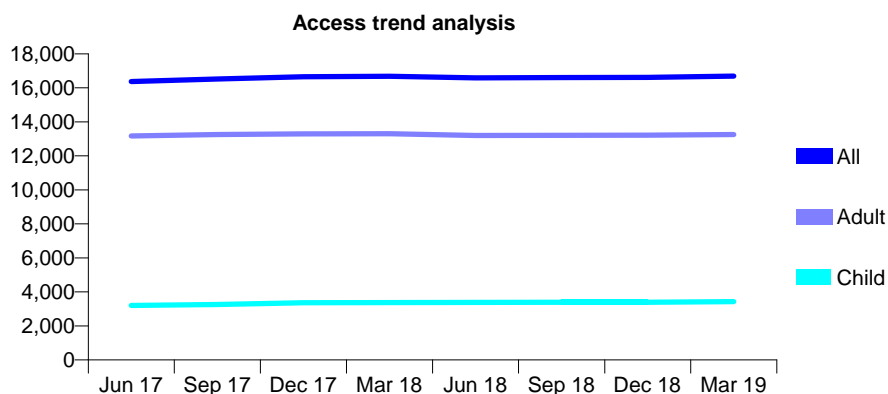
Q70 - Vital Signs At a Glance Contract Report for 116718/0001 - Year end March 2019

Name or company name	St James Dental Practice Partnership
Contract type name	Pilot Contract
Purpose of contract	General and Orthodontic
Contract start date	01/01/2011
Contract end date	

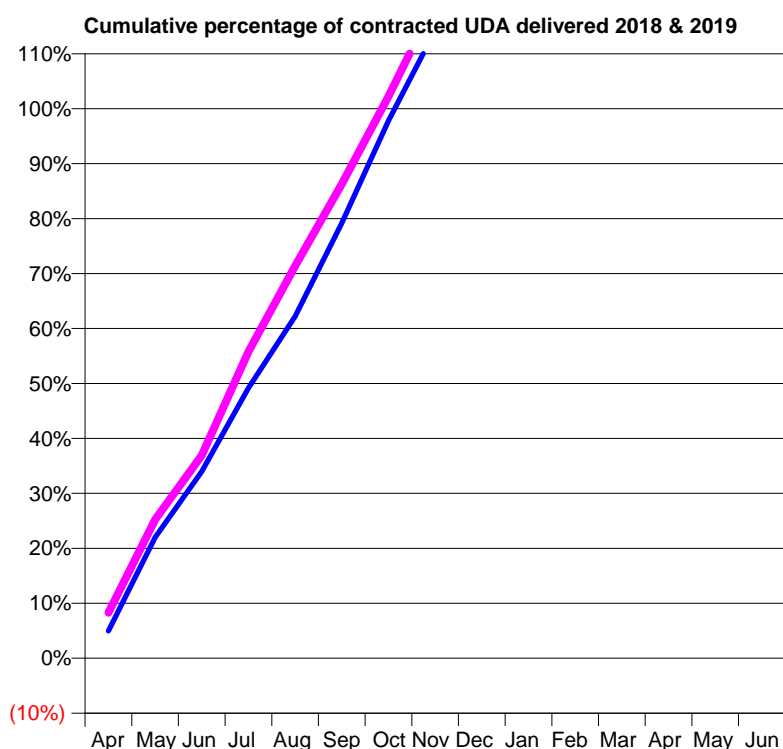
18/19 Contracted general activity (UDA)	21,572
Carry forward general activity (UDA)	0
18/19 Contracted orthodontic activity (UOA)	0
Carry forward orthodontic activity (UOA)	0
Baseline contract value	£1,898,060.86

ACCESS*

Patients seen in 24 months	Total	Change since previous quarter
Quarter ending March 2018	16,682	
Quarter ending June 2018	16,581	→
Quarter ending September 2018	16,604	→
Quarter ending December 2018	16,615	→
Quarter ending March 2019	16,693	→
Variance since March 2018	0.1%	→



ACTIVITY



Month	Adjusted Scheduled Activity (UDA)	
	2018	2019
April	1,069	1,787
May	4,746	5,444
June	7,328	7,966
July	10,610	12,034
August	13,425	15,405
September	17,078	18,612
October	21,099	22,051
November	24,626	25,746
December	27,810	28,485
January	30,806	31,900
February	34,479	35,134
March	37,706	38,834
April	39,255	40,111
May	39,258	40,118
June	39,260	40,121

QUALITY

	Quantity	Base Number	Contract	AT	Region	England
% of FP17s for the same patient ID Re-attending within 3 months - Children	175	5,000	3.5%	9.7%	11.3%	11.8%
% of FP17s for the same patient ID Re-attending within 3 months - Adults	1,831	15,083	12.1%	14.0%	15.4%	15.7%
% of FP17s for the same patient ID Re-attending between 3 & 9 months - Children	3,152	5,000	63.0%	61.7%	61.3%	58.9%
% of FP17s for the same patient ID Re-attending between 3 & 9 months - Adults	5,223	15,083	34.6%	52.7%	52.1%	50.8%
% of FP17s for Band 1 Urgent Courses	1	19,888	0.0%	9.8%	9.5%	9.1%
% of FP17s Relating to Free Repair or Replacements	99	19,888	0.5%	0.6%	0.6%	0.8%
% of FP17s Relating to Continuations	799	19,888	4.0%	0.9%	0.8%	0.9%
% of Patients satisfied with the dentistry they have received	2	3	N/A	92.2%	92.4%	92.5%
% of Patients satisfied with the time they had to wait for an appointment	3	3	N/A	85.9%	86.3%	87.0%

* This is based on patients treated on this contract for their most recent course of treatment.

Figures in italics indicate the base number of FP17s or Patient Questionnaire responses are less than 100. N/A is shown where the base number of responses is less than 10 during the period. % is calculated as Quantity/Base number*100

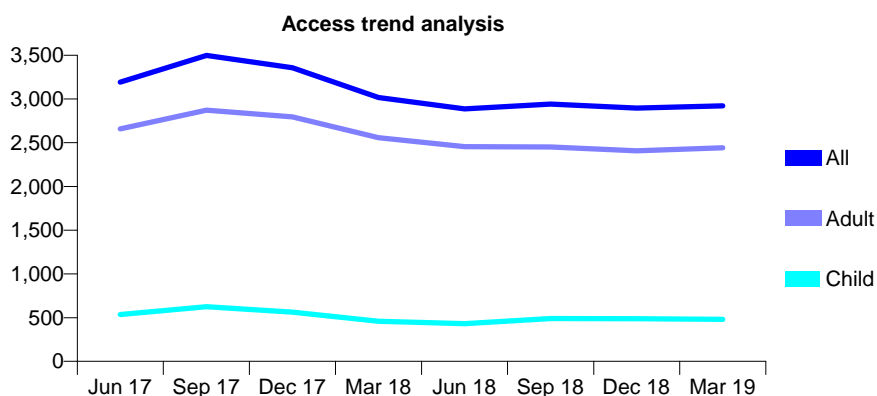
Q70 - Vital Signs At a Glance Contract Report for 117463/0001 - Year end March 2019

Name or company name	Jonathan Mynors-Wallis, Jayne Mynors-Wa
Contract type name	PDS Plus Contract
Purpose of contract	General
Contract start date	01/01/2011
Contract end date	31/03/2019

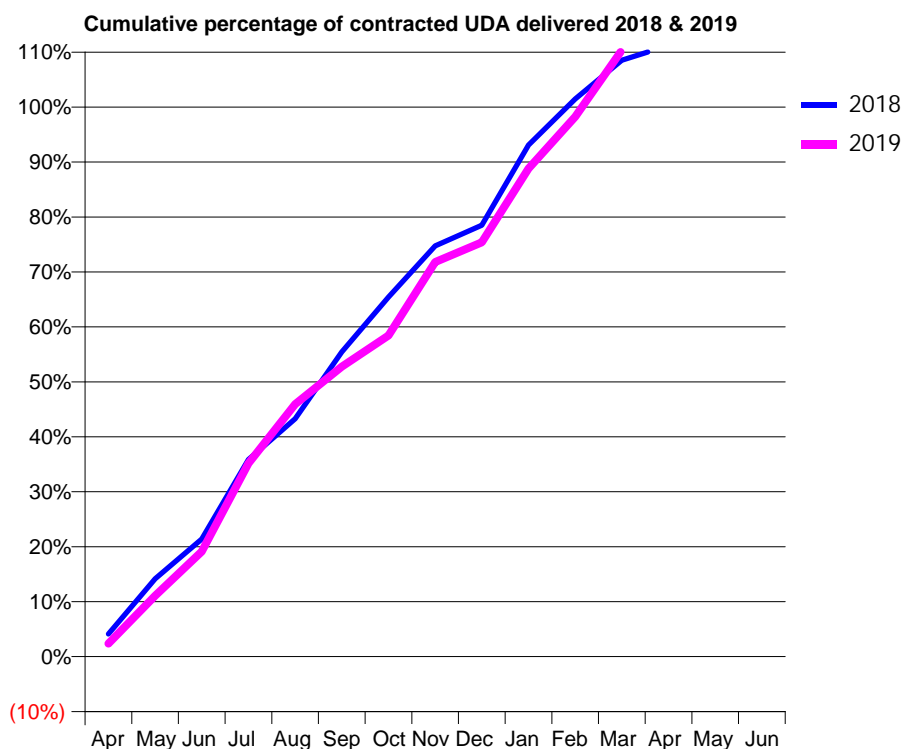
18/19 Contracted general activity (UDA)	6,000
Carry forward general activity (UDA)	0
18/19 Contracted orthodontic activity (UOA)	0
Carry forward orthodontic activity (UOA)	0
Baseline contract value	£123,361.45

ACCESS*

Patients seen in 24 months	Total	Change since previous quarter
Quarter ending March 2018	3,018	
Quarter ending June 2018	2,886	↓
Quarter ending September 2018	2,943	→
Quarter ending December 2018	2,896	↓
Quarter ending March 2019	2,922	→
Variance since March 2018	(3.2%)	↓



ACTIVITY



Month	Adjusted Scheduled Activity (UDA)	
	2018	2019
April	248	142
May	850	665
June	1,284	1,147
July	2,153	2,111
August	2,596	2,756
September	3,326	3,165
October	3,924	3,507
November	4,484	4,308
December	4,709	4,522
January	5,585	5,328
February	6,089	5,895
March	6,512	6,620
April	6,672	6,997
May	6,680	6,991
June	6,680	6,987

QUALITY

	Quantity	Base Number	Contract	AT	Region	England
% of FP17s for the same patient ID Re-attending within 3 months - Children	14	818	1.7%	9.7%	11.3%	11.8%
% of FP17s for the same patient ID Re-attending within 3 months - Adults	241	3,310	7.3%	14.0%	15.4%	15.7%
% of FP17s for the same patient ID Re-attending between 3 & 9 months - Children	313	818	38.3%	61.7%	61.3%	58.9%
% of FP17s for the same patient ID Re-attending between 3 & 9 months - Adults	673	3,310	20.3%	52.7%	52.1%	50.8%
% of FP17s for Band 1 Urgent Courses	198	3,250	6.1%	9.8%	9.5%	9.1%
% of FP17s Relating to Free Repair or Replacements	59	3,250	1.8%	0.6%	0.6%	0.8%
% of FP17s Relating to Continuations	54	3,250	1.7%	0.9%	0.8%	0.9%
% of Patients satisfied with the dentistry they have received	2	2	N/A	92.2%	92.4%	92.5%
% of Patients satisfied with the time they had to wait for an appointment	2	2	N/A	85.9%	86.3%	87.0%

* This is based on patients treated on this contract for their most recent course of treatment. Figures in italics indicate the base number of FP17s or Patient Questionnaire responses are less than 100. N/A is shown where the base number of responses is less than 10 during the period. % is calculated as Quantity/Base number*100

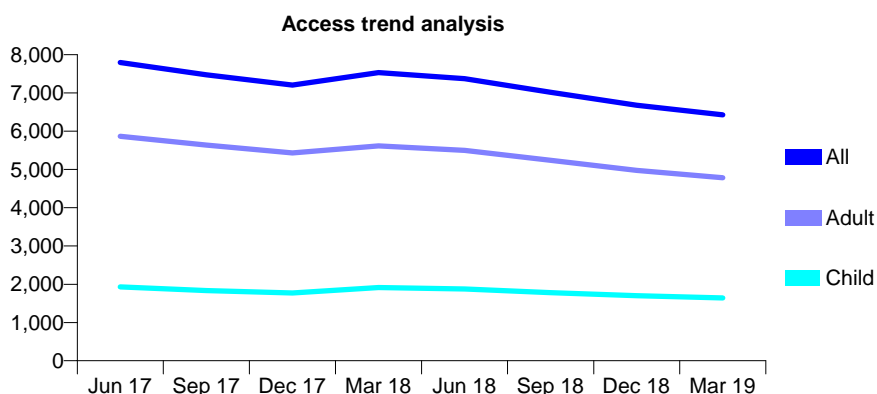
Q70 - Vital Signs At a Glance Contract Report for 118060/0025 - Year end March 2019

Name or company name	Genix Healthcare Ltd
Contract type name	GDS Contract
Purpose of contract	General
Contract start date	24/01/2011
Contract end date	

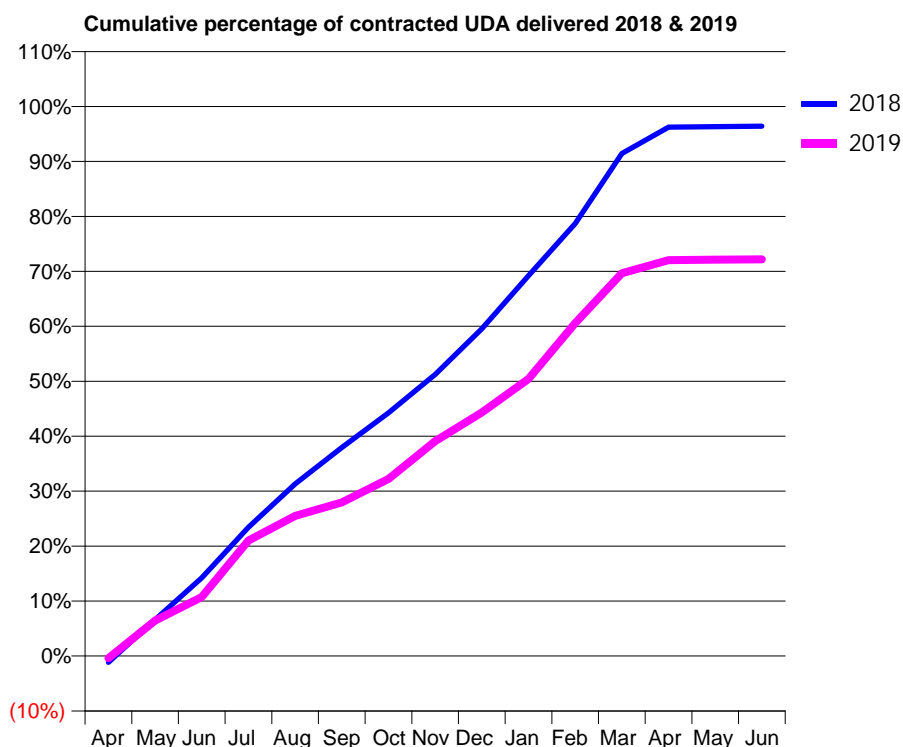
18/19 Contracted general activity (UDA)	21,000
Carry forward general activity (UDA)	755
18/19 Contracted orthodontic activity (UOA)	0
Carry forward orthodontic activity (UOA)	0
Baseline contract value	£539,445.88

ACCESS*

Patients seen in 24 months	Total	Change since previous quarter
Quarter ending March 2018	7,532	
Quarter ending June 2018	7,374	↓
Quarter ending September 2018	7,020	↓
Quarter ending December 2018	6,678	↓
Quarter ending March 2019	6,426	↓
Variance since March 2018	(14.7%)	↓



ACTIVITY



Month	Adjusted Scheduled Activity (UDA)	
	2018	2019
April	-245	-92
May	1,393	1,356
June	2,988	2,254
July	4,919	4,412
August	6,578	5,356
September	7,966	5,867
October	9,293	6,767
November	10,762	8,211
December	12,506	9,310
January	14,535	10,591
February	16,529	12,723
March	19,198	14,622
April	20,208	15,127
May	20,228	15,147
June	20,244	15,158

QUALITY

	Quantity	Base Number	Contract	AT	Region	England
% of FP17s for the same patient ID Re-attending within 3 months - Children	113	1,959	5.8%	9.7%	11.3%	11.8%
% of FP17s for the same patient ID Re-attending within 3 months - Adults	684	5,905	11.6%	14.0%	15.4%	15.7%
% of FP17s for the same patient ID Re-attending between 3 & 9 months - Children	1,123	1,959	57.3%	61.7%	61.3%	58.9%
% of FP17s for the same patient ID Re-attending between 3 & 9 months - Adults	3,533	5,905	59.8%	52.7%	52.1%	50.8%
% of FP17s for Band 1 Urgent Courses	544	7,731	7.0%	9.8%	9.5%	9.1%
% of FP17s Relating to Free Repair or Replacements	54	7,731	0.7%	0.6%	0.6%	0.8%
% of FP17s Relating to Continuations	22	7,731	0.3%	0.9%	0.8%	0.9%
% of Patients satisfied with the dentistry they have received	4	4	N/A	92.2%	92.4%	92.5%
% of Patients satisfied with the time they had to wait for an appointment	4	4	N/A	85.9%	86.3%	87.0%

* This is based on patients treated on this contract for their most recent course of treatment. Figures in italics indicate the base number of FP17s or Patient Questionnaire responses are less than 100. N/A is shown where the base number of responses is less than 10 during the period. % is calculated as Quantity/Base number*100

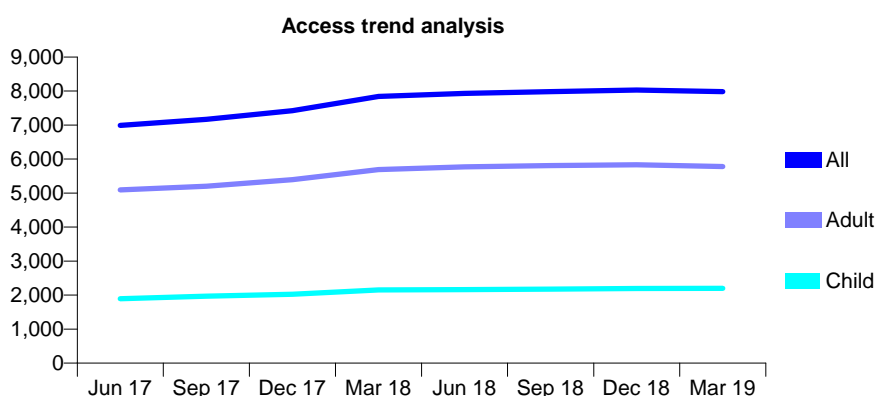
Q70 - Vital Signs At a Glance Contract Report for 118060/0026 - Year end March 2019

Name or company name	Genix Healthcare Ltd
Contract type name	GDS Contract
Purpose of contract	General
Contract start date	01/04/2011
Contract end date	

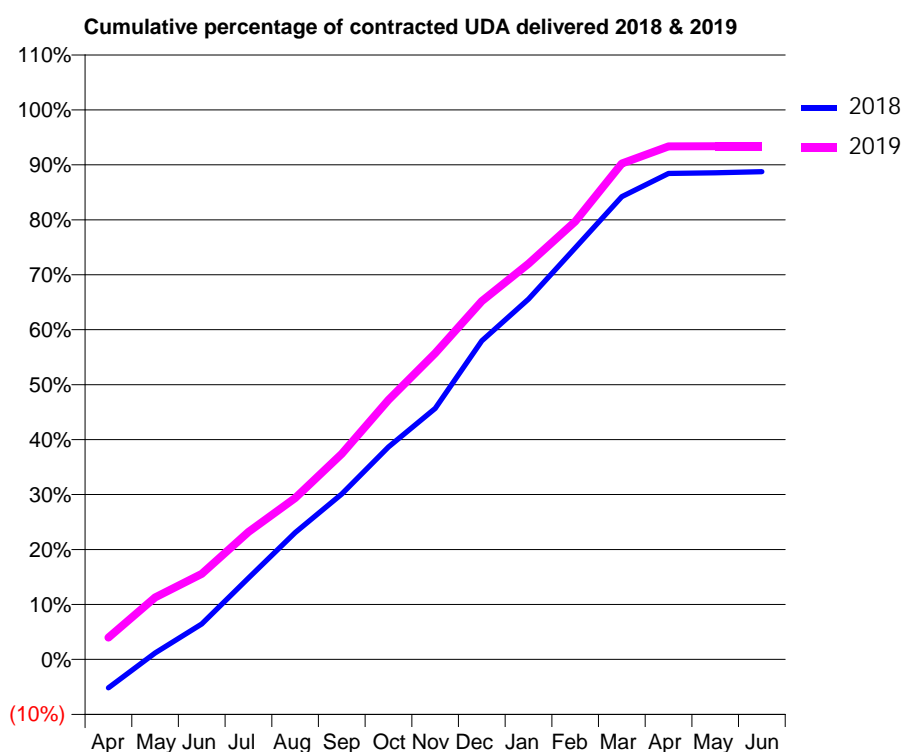
18/19 Contracted general activity (UDA)	21,000
Carry forward general activity (UDA)	0
18/19 Contracted orthodontic activity (UOA)	0
Carry forward orthodontic activity (UOA)	0
Baseline contract value	£539,445.88

ACCESS*

Patients seen in 24 months	Total	Change since previous quarter
Quarter ending March 2018	7,842	
Quarter ending June 2018	7,930	→
Quarter ending September 2018	7,983	→
Quarter ending December 2018	8,028	→
Quarter ending March 2019	7,981	→
Variance since March 2018	1.8%	→



ACTIVITY



Month	Adjusted Scheduled Activity (UDA)	
	2018	2019
April	-1,086	837
May	249	2,370
June	1,357	3,271
July	3,112	4,875
August	4,849	6,168
September	6,321	7,855
October	8,119	9,920
November	9,595	11,701
December	12,173	13,693
January	13,773	15,124
February	15,723	16,736
March	17,682	18,950
April	18,573	19,601
May	18,593	19,608
June	18,637	19,614

QUALITY

	Quantity	Base Number	Contract	AT	Region	England
% of FP17s for the same patient ID Re-attending within 3 months - Children	152	3,055	5.0%	9.7%	11.3%	11.8%
% of FP17s for the same patient ID Re-attending within 3 months - Adults	734	7,565	9.7%	14.0%	15.4%	15.7%
% of FP17s for the same patient ID Re-attending between 3 & 9 months - Children	1,835	3,055	60.1%	61.7%	61.3%	58.9%
% of FP17s for the same patient ID Re-attending between 3 & 9 months - Adults	4,491	7,565	59.4%	52.7%	52.1%	50.8%
% of FP17s for Band 1 Urgent Courses	1,014	10,468	9.7%	9.8%	9.5%	9.1%
% of FP17s Relating to Free Repair or Replacements	65	10,468	0.6%	0.6%	0.6%	0.8%
% of FP17s Relating to Continuations	42	10,468	0.4%	0.9%	0.8%	0.9%
% of Patients satisfied with the dentistry they have received	2	2	N/A	92.2%	92.4%	92.5%
% of Patients satisfied with the time they had to wait for an appointment	1	2	N/A	85.9%	86.3%	87.0%

* This is based on patients treated on this contract for their most recent course of treatment.

Figures in italics indicate the base number of FP17s or Patient Questionnaire responses are less than 100. N/A is shown where the base number of responses is less than 10 during the period. % is calculated as Quantity/Base number*100

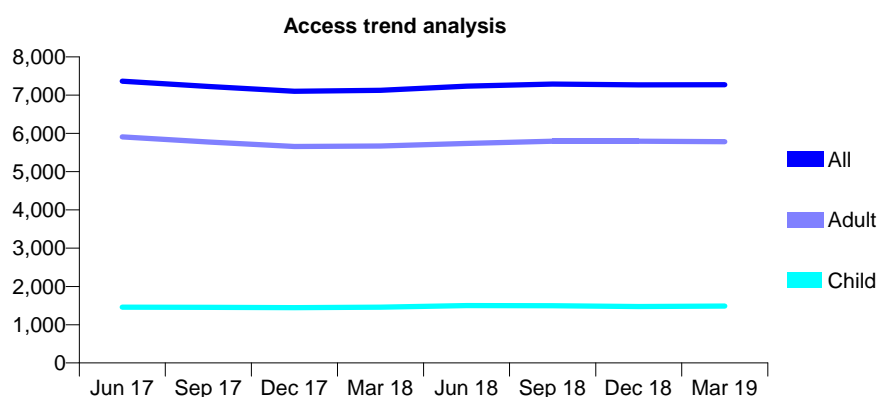
Q70 - Vital Signs At a Glance Contract Report for 118133/0001 - Year end March 2019

Name or company name	Mrs P Oghabi Sajjadi & Ms P Soltani
Contract type name	GDS Contract
Purpose of contract	General
Contract start date	01/11/2010
Contract end date	

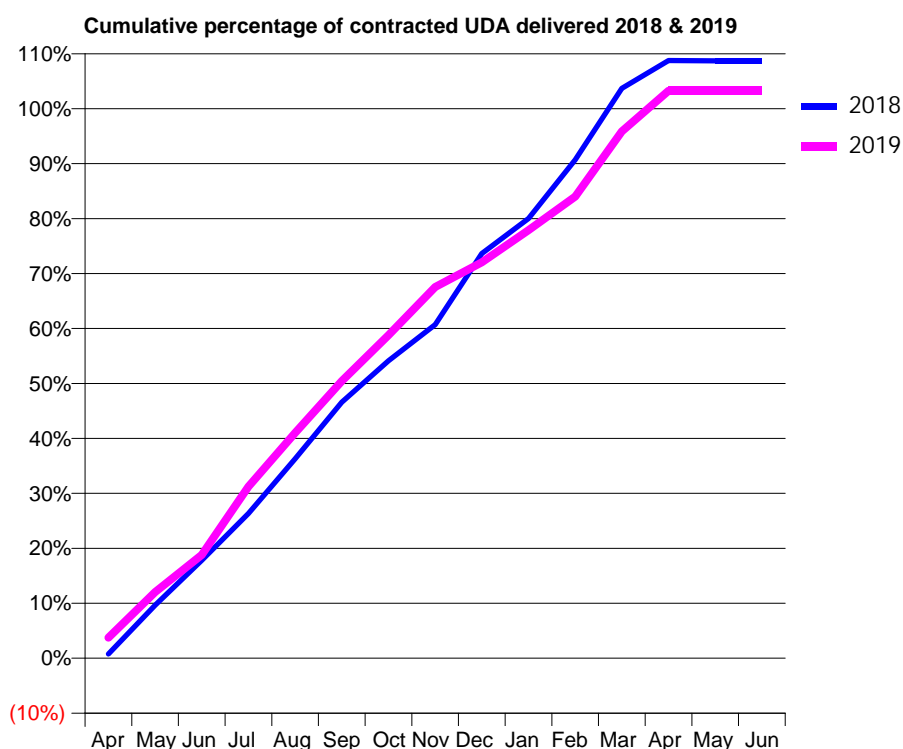
18/19 Contracted general activity (UDA)	23,000
Carry forward general activity (UDA)	0
18/19 Contracted orthodontic activity (UOA)	0
Carry forward orthodontic activity (UOA)	0
Baseline contract value	£575,544.85

ACCESS*

Patients seen in 24 months	Total	Change since previous quarter
Quarter ending March 2018	7,128	
Quarter ending June 2018	7,236	→
Quarter ending September 2018	7,288	→
Quarter ending December 2018	7,270	→
Quarter ending March 2019	7,274	→
Variance since March 2018	2.0%	↑



ACTIVITY



Month	Adjusted Scheduled Activity (UDA)	
	2018	2019
April	182	860
May	2,226	2,773
June	4,099	4,321
July	6,057	7,184
August	8,352	9,437
September	10,712	11,596
October	12,450	13,523
November	13,963	15,536
December	16,935	16,568
January	18,404	17,915
February	20,858	19,318
March	23,847	22,049
April	25,015	23,745
May	25,002	23,746
June	25,002	23,747

QUALITY

	Quantity	Base Number	Contract	AT	Region	England
% of FP17s for the same patient ID Re-attending within 3 months - Children	97	2,170	4.5%	9.7%	11.3%	11.8%
% of FP17s for the same patient ID Re-attending within 3 months - Adults	816	8,045	10.1%	14.0%	15.4%	15.7%
% of FP17s for the same patient ID Re-attending between 3 & 9 months - Children	1,326	2,170	61.1%	61.7%	61.3%	58.9%
% of FP17s for the same patient ID Re-attending between 3 & 9 months - Adults	4,830	8,045	60.0%	52.7%	52.1%	50.8%
% of FP17s for Band 1 Urgent Courses	592	10,287	5.8%	9.8%	9.5%	9.1%
% of FP17s Relating to Free Repair or Replacements	85	10,287	0.8%	0.6%	0.6%	0.8%
% of FP17s Relating to Continuations	150	10,287	1.5%	0.9%	0.8%	0.9%
% of Patients satisfied with the dentistry they have received	3	3	N/A	92.2%	92.4%	92.5%
% of Patients satisfied with the time they had to wait for an appointment	3	3	N/A	85.9%	86.3%	87.0%

* This is based on patients treated on this contract for their most recent course of treatment.

Figures in italics indicate the base number of FP17s or Patient Questionnaire responses are less than 100. N/A is shown where the base number of responses is less than 10 during the period. % is calculated as Quantity/Base number*100

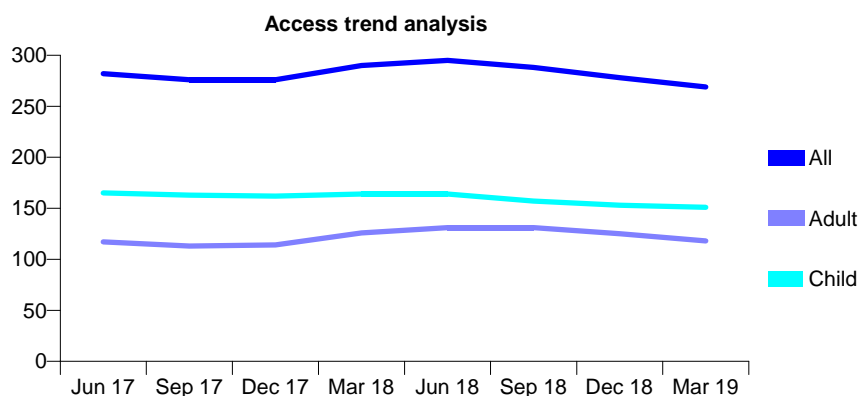
Q70 - Vital Signs At a Glance Contract Report for 118451/0001 - Year end March 2019

Name or company name	Adriana Lackova
Contract type name	GDS Contract
Purpose of contract	General
Contract start date	01/07/2011
Contract end date	

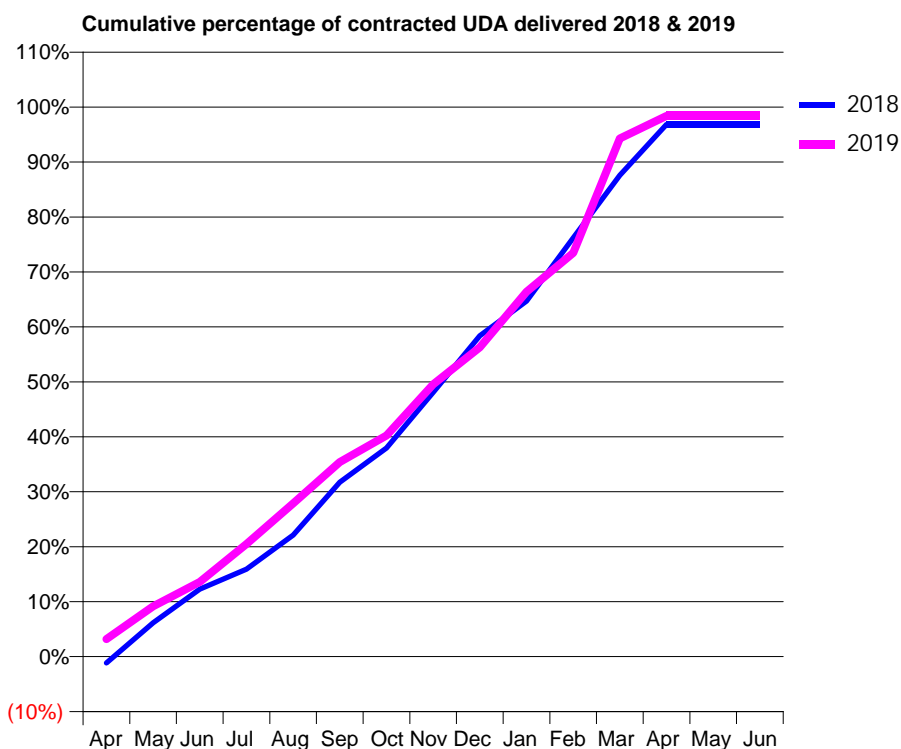
18/19 Contracted general activity (UDA)	1,000
Carry forward general activity (UDA)	31
18/19 Contracted orthodontic activity (UOA)	0
Carry forward orthodontic activity (UOA)	0
Baseline contract value	£19,796.06

ACCESS*

Patients seen in 24 months	Total	Change since previous quarter
Quarter ending March 2018	290	
Quarter ending June 2018	295	→
Quarter ending September 2018	288	↓
Quarter ending December 2018	278	↓
Quarter ending March 2019	269	↓
Variance since March 2018	(7.2%)	↓



ACTIVITY



Month	Adjusted Scheduled Activity (UDA)	
	2018	2019
April	-12	32
May	62	92
June	123	136
July	159	205
August	221	279
September	317	354
October	380	402
November	481	496
December	584	563
January	647	664
February	762	735
March	876	943
April	968	984
May	968	984
June	968	984

QUALITY

	Quantity	Base Number	Contract	AT	Region	England
% of FP17s for the same patient ID Re-attending within 3 months - Children	53	340	15.6%	9.7%	11.3%	11.8%
% of FP17s for the same patient ID Re-attending within 3 months - Adults	26	156	16.7%	14.0%	15.4%	15.7%
% of FP17s for the same patient ID Re-attending between 3 & 9 months - Children	229	340	67.4%	61.7%	61.3%	58.9%
% of FP17s for the same patient ID Re-attending between 3 & 9 months - Adults	102	156	65.4%	52.7%	52.1%	50.8%
% of FP17s for Band 1 Urgent Courses	10	482	2.1%	9.8%	9.5%	9.1%
% of FP17s Relating to Free Repair or Replacements	0	482	0.0%	0.6%	0.6%	0.8%
% of FP17s Relating to Continuations	5	482	1.0%	0.9%	0.8%	0.9%
% of Patients satisfied with the dentistry they have received	0	0	N/A	92.2%	92.4%	92.5%
% of Patients satisfied with the time they had to wait for an appointment	0	0	N/A	85.9%	86.3%	87.0%

* This is based on patients treated on this contract for their most recent course of treatment. Figures in italics indicate the base number of FP17s or Patient Questionnaire responses are less than 100. N/A is shown where the base number of responses is less than 10 during the period. % is calculated as Quantity/Base number*100

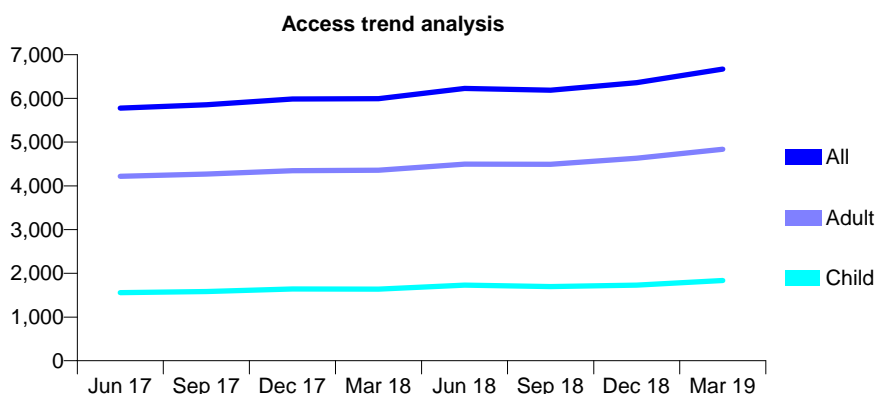
Q70 - Vital Signs At a Glance Contract Report for 119016/0001 - Year end March 2019

Name or company name	Alton Dental Ltd
Contract type name	GDS Contract
Purpose of contract	General
Contract start date	01/12/2010
Contract end date	

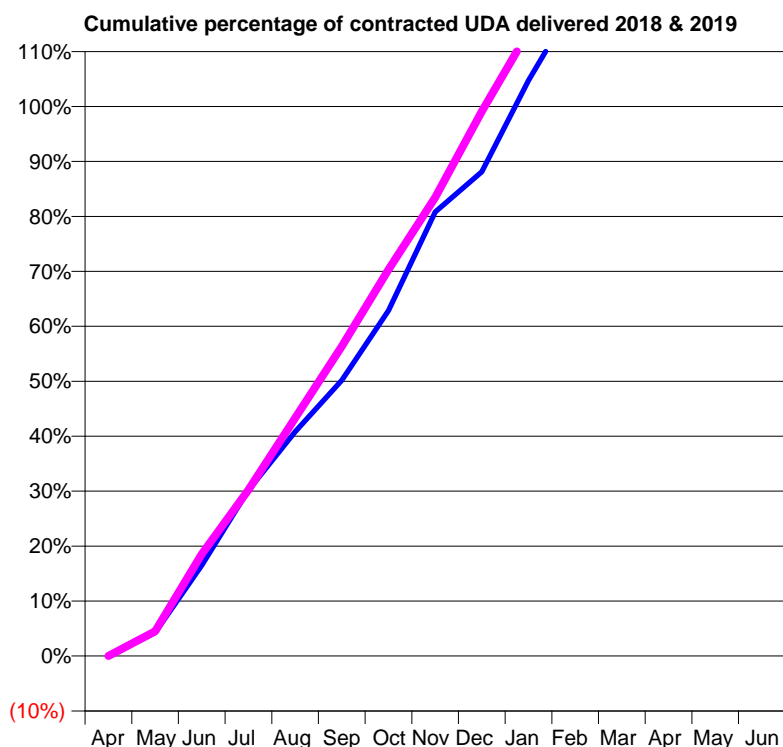
18/19 Contracted general activity (UDA)	9,051
Carry forward general activity (UDA)	0
18/19 Contracted orthodontic activity (UOA)	0
Carry forward orthodontic activity (UOA)	0
Baseline contract value	£305,658.15

ACCESS*

Patients seen in 24 months	Total	Change since previous quarter
Quarter ending March 2018	5,993	
Quarter ending June 2018	6,227	↑
Quarter ending September 2018	6,187	→
Quarter ending December 2018	6,362	↑
Quarter ending March 2019	6,670	↑
Variance since March 2018	11.3%	↑



ACTIVITY



Month	Adjusted Scheduled Activity (UDA)	
	2018	2019
April	0	0
May	387	407
June	1,492	1,679
July	2,731	2,737
August	3,693	3,922
September	4,540	5,099
October	5,691	6,364
November	7,312	7,553
December	7,974	8,968
January	9,481	10,284
February	10,771	11,148
March	12,166	12,503
April	13,444	13,633
May	14,125	14,094
June	14,124	14,095

QUALITY

	Quantity	Base Number	Contract	AT	Region	England
% of FP17s for the same patient ID Re-attending within 3 months - Children	256	2,571	10.0%	9.7%	11.3%	11.8%
% of FP17s for the same patient ID Re-attending within 3 months - Adults	1,067	6,686	16.0%	14.0%	15.4%	15.7%
% of FP17s for the same patient ID Re-attending between 3 & 9 months - Children	1,279	2,571	49.7%	61.7%	61.3%	58.9%
% of FP17s for the same patient ID Re-attending between 3 & 9 months - Adults	3,223	6,686	48.2%	52.7%	52.1%	50.8%
% of FP17s for Band 1 Urgent Courses	705	7,664	9.2%	9.8%	9.5%	9.1%
% of FP17s Relating to Free Repair or Replacements	30	7,664	0.4%	0.6%	0.6%	0.8%
% of FP17s Relating to Continuations	20	7,664	0.3%	0.9%	0.8%	0.9%
% of Patients satisfied with the dentistry they have received	2	2	N/A	92.2%	92.4%	92.5%
% of Patients satisfied with the time they had to wait for an appointment	2	2	N/A	85.9%	86.3%	87.0%

* This is based on patients treated on this contract for their most recent course of treatment. Figures in italics indicate the base number of FP17s or Patient Questionnaire responses are less than 100. N/A is shown where the base number of responses is less than 10 during the period. % is calculated as Quantity/Base number*100

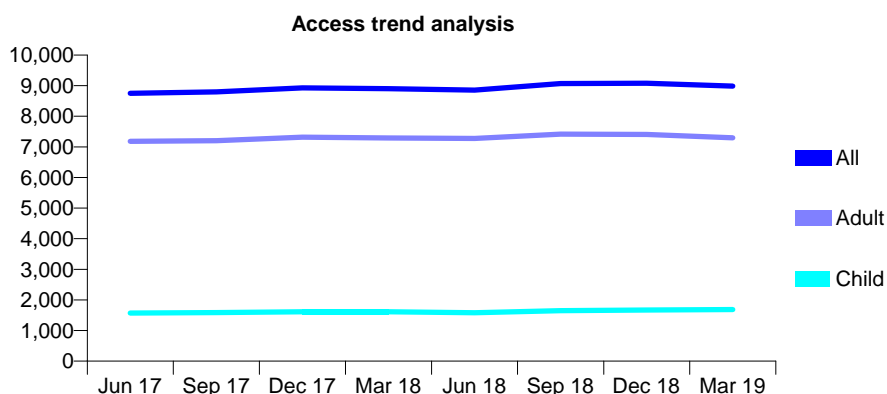
Q70 - Vital Signs At a Glance Contract Report for 119652/0001 - Year end March 2019

Name or company name	Westbourne Dental Practice
Contract type name	GDS Contract
Purpose of contract	General
Contract start date	01/04/2011
Contract end date	

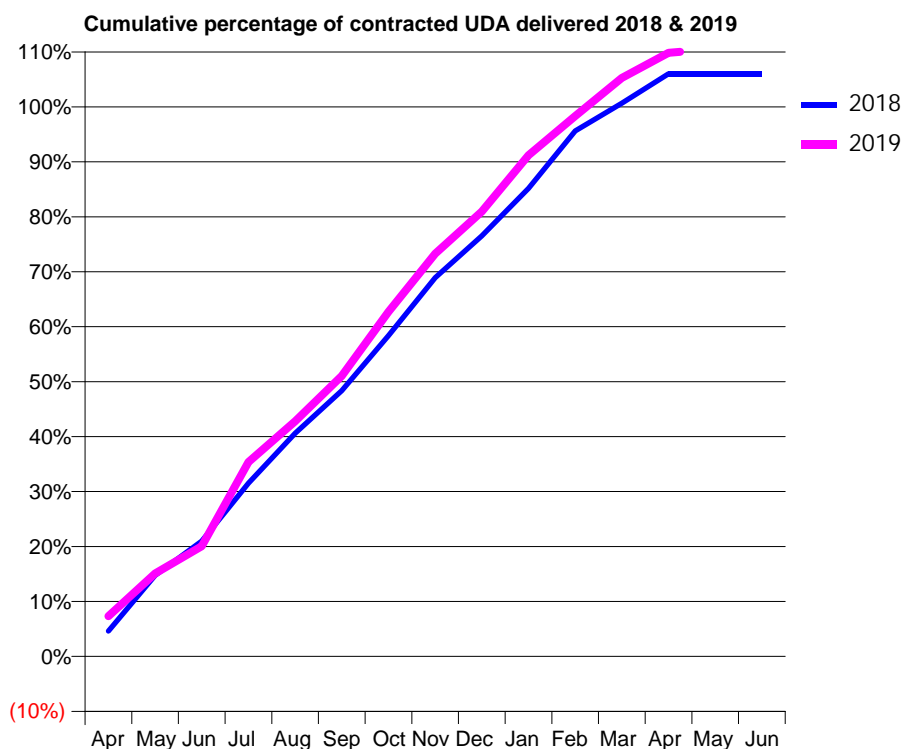
18/19 Contracted general activity (UDA)	22,000
Carry forward general activity (UDA)	0
18/19 Contracted orthodontic activity (UOA)	0
Carry forward orthodontic activity (UOA)	0
Baseline contract value	£529,026.51

ACCESS*

Patients seen in 24 months	Total	Change since previous quarter
Quarter ending March 2018	8,906	
Quarter ending June 2018	8,858	→
Quarter ending September 2018	9,068	↑
Quarter ending December 2018	9,079	→
Quarter ending March 2019	8,987	↓
Variance since March 2018	0.9%	→



ACTIVITY



Month	2018	2019
April	1,016	1,613
May	3,242	3,324
June	4,615	4,412
July	6,935	7,781
August	8,936	9,414
September	10,640	11,232
October	12,841	13,796
November	15,159	16,119
December	16,834	17,807
January	18,737	20,066
February	21,037	21,635
March	22,147	23,155
April	23,323	24,168
May	23,324	24,313
June	23,324	24,313

QUALITY

	Quantity	Base Number	Contract	AT	Region	England
% of FP17s for the same patient ID Re-attending within 3 months - Children	124	2,315	5.4%	9.7%	11.3%	11.8%
% of FP17s for the same patient ID Re-attending within 3 months - Adults	828	9,338	8.9%	14.0%	15.4%	15.7%
% of FP17s for the same patient ID Re-attending between 3 & 9 months - Children	1,276	2,315	55.1%	61.7%	61.3%	58.9%
% of FP17s for the same patient ID Re-attending between 3 & 9 months - Adults	4,665	9,338	50.0%	52.7%	52.1%	50.8%
% of FP17s for Band 1 Urgent Courses	464	11,649	4.0%	9.8%	9.5%	9.1%
% of FP17s Relating to Free Repair or Replacements	22	11,649	0.2%	0.6%	0.6%	0.8%
% of FP17s Relating to Continuations	209	11,649	1.8%	0.9%	0.8%	0.9%
% of Patients satisfied with the dentistry they have received	2	2	N/A	92.2%	92.4%	92.5%
% of Patients satisfied with the time they had to wait for an appointment	2	2	N/A	85.9%	86.3%	87.0%

* This is based on patients treated on this contract for their most recent course of treatment. Figures in italics indicate the base number of FP17s or Patient Questionnaire responses are less than 100. N/A is shown where the base number of responses is less than 10 during the period. % is calculated as Quantity/Base number*100

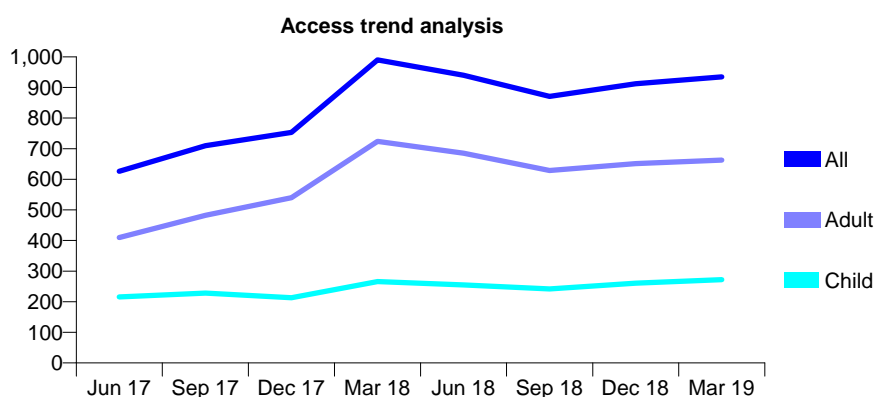
Q70 - Vital Signs At a Glance Contract Report for 119830/0001 - Year end March 2019

Name or company name	Millhams Road Partnership
Contract type name	GDS Contract
Purpose of contract	General
Contract start date	01/04/2012
Contract end date	

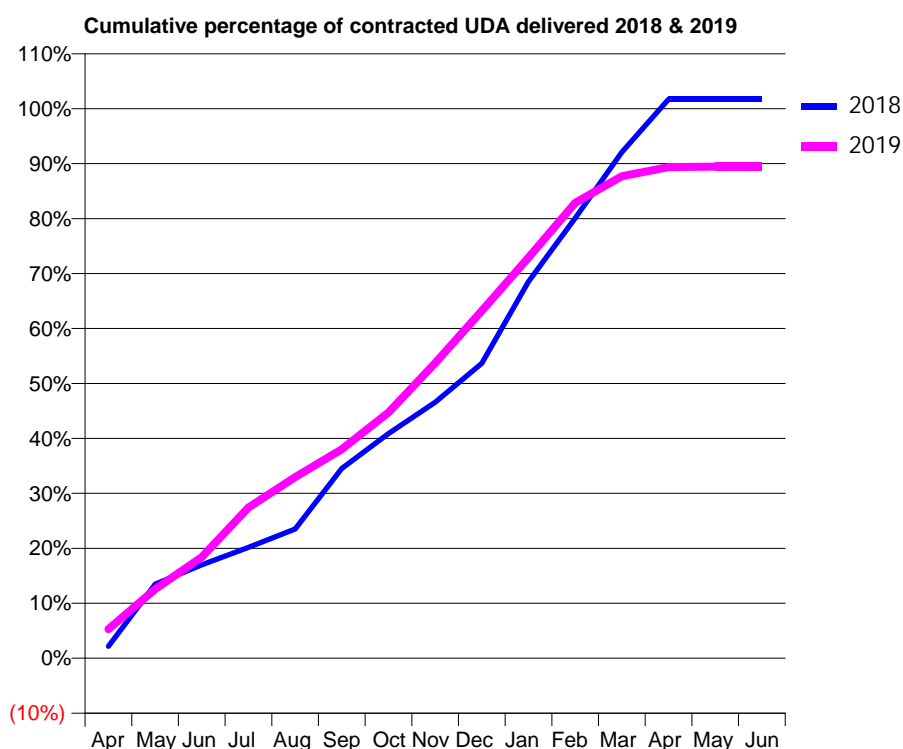
18/19 Contracted general activity (UDA)	2,495
Carry forward general activity (UDA)	0
18/19 Contracted orthodontic activity (UOA)	0
Carry forward orthodontic activity (UOA)	0
Baseline contract value	£66,550.65

ACCESS*

Patients seen in 24 months	Total	Change since previous quarter
Quarter ending March 2018	990	
Quarter ending June 2018	940	↓
Quarter ending September 2018	871	↓
Quarter ending December 2018	912	↑
Quarter ending March 2019	935	↑
Variance since March 2018	(5.6%)	↓



ACTIVITY



Adjusted Scheduled Activity (UDA)		
Month	2018	2019
April	54	132
May	336	314
June	424	459
July	504	684
August	587	823
September	861	948
October	1,020	1,116
November	1,162	1,340
December	1,339	1,577
January	1,710	1,819
February	1,999	2,067
March	2,297	2,188
April	2,538	2,229
May	2,538	2,231
June	2,538	2,231

QUALITY

	Quantity	Base Number	Contract	AT	Region	England
% of FP17s for the same patient ID Re-attending within 3 months - Children	8	462	1.7%	9.7%	11.3%	11.8%
% of FP17s for the same patient ID Re-attending within 3 months - Adults	51	1,043	4.9%	14.0%	15.4%	15.7%
% of FP17s for the same patient ID Re-attending between 3 & 9 months - Children	68	462	14.7%	61.7%	61.3%	58.9%
% of FP17s for the same patient ID Re-attending between 3 & 9 months - Adults	171	1,043	16.4%	52.7%	52.1%	50.8%
% of FP17s for Band 1 Urgent Courses	177	1,428	12.4%	9.8%	9.5%	9.1%
% of FP17s Relating to Free Repair or Replacements	8	1,428	0.6%	0.6%	0.6%	0.8%
% of FP17s Relating to Continuations	10	1,428	0.7%	0.9%	0.8%	0.9%
% of Patients satisfied with the dentistry they have received	1	1	N/A	92.2%	92.4%	92.5%
% of Patients satisfied with the time they had to wait for an appointment	1	1	N/A	85.9%	86.3%	87.0%

* This is based on patients treated on this contract for their most recent course of treatment. Figures in italics indicate the base number of FP17s or Patient Questionnaire responses are less than 100. N/A is shown where the base number of responses is less than 10 during the period. % is calculated as Quantity/Base number*100

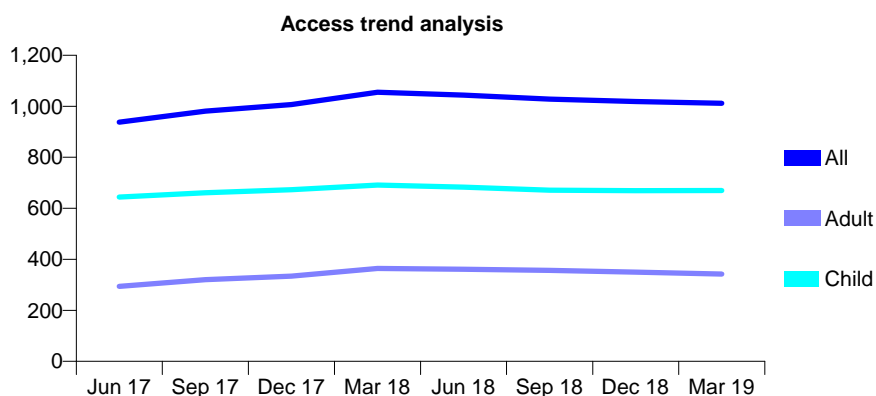
Q70 - Vital Signs At a Glance Contract Report for 120189/0001 - Year end March 2019

Name or company name	Heatherstone House NHS Partnership
Contract type name	GDS Contract
Purpose of contract	General
Contract start date	01/04/2016
Contract end date	

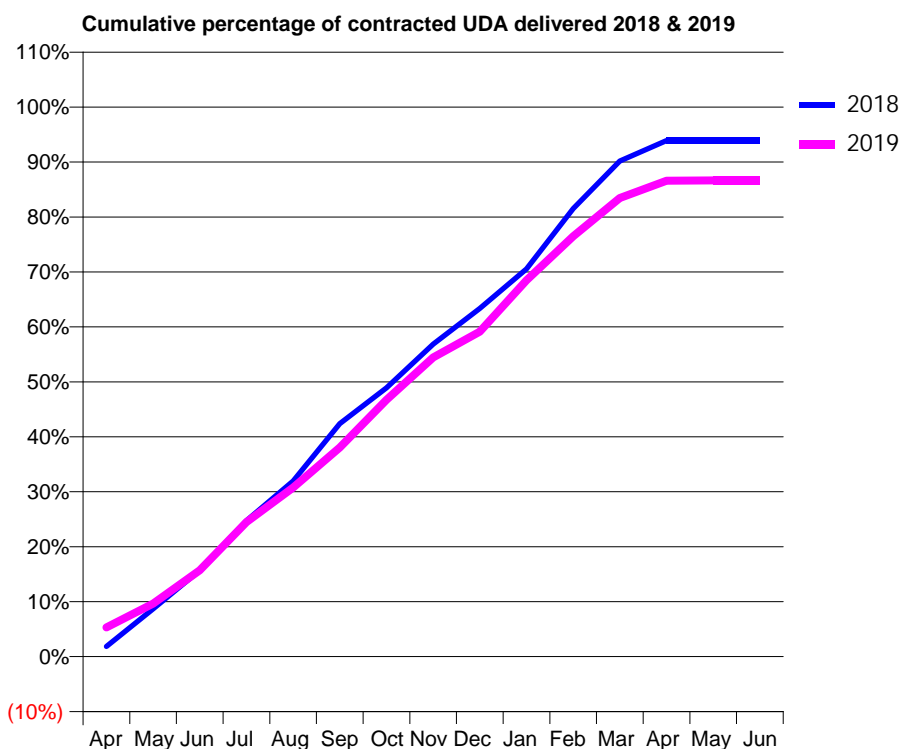
18/19 Contracted general activity (UDA)	2,110
Carry forward general activity (UDA)	0
18/19 Contracted orthodontic activity (UOA)	0
Carry forward orthodontic activity (UOA)	0
Baseline contract value	£64,448.56

ACCESS*

Patients seen in 24 months	Total	Change since previous quarter
Quarter ending March 2018	1,055	
Quarter ending June 2018	1,044	↓
Quarter ending September 2018	1,028	↓
Quarter ending December 2018	1,019	→
Quarter ending March 2019	1,012	→
Variance since March 2018	(4.1%)	↓



ACTIVITY



Month	Adjusted Scheduled Activity (UDA)	
	2018	2019
April	37	112
May	174	204
June	314	332
July	495	517
August	639	649
September	848	803
October	978	986
November	1,137	1,149
December	1,267	1,248
January	1,411	1,445
February	1,630	1,614
March	1,804	1,760
April	1,878	1,827
May	1,878	1,828
June	1,878	1,828

QUALITY

	Quantity	Base Number	Contract	AT	Region	England
% of FP17s for the same patient ID Re-attending within 3 months - Children	50	1,098	4.6%	9.7%	11.3%	11.8%
% of FP17s for the same patient ID Re-attending within 3 months - Adults	36	324	11.1%	14.0%	15.4%	15.7%
% of FP17s for the same patient ID Re-attending between 3 & 9 months - Children	754	1,098	68.7%	61.7%	61.3%	58.9%
% of FP17s for the same patient ID Re-attending between 3 & 9 months - Adults	153	324	47.2%	52.7%	52.1%	50.8%
% of FP17s for Band 1 Urgent Courses	50	1,425	3.5%	9.8%	9.5%	9.1%
% of FP17s Relating to Free Repair or Replacements	0	1,425	0.0%	0.6%	0.6%	0.8%
% of FP17s Relating to Continuations	0	1,425	0.0%	0.9%	0.8%	0.9%
% of Patients satisfied with the dentistry they have received	0	0	N/A	92.2%	92.4%	92.5%
% of Patients satisfied with the time they had to wait for an appointment	0	0	N/A	85.9%	86.3%	87.0%

* This is based on patients treated on this contract for their most recent course of treatment. Figures in italics indicate the base number of FP17s or Patient Questionnaire responses are less than 100. N/A is shown where the base number of responses is less than 10 during the period. % is calculated as Quantity/Base number*100

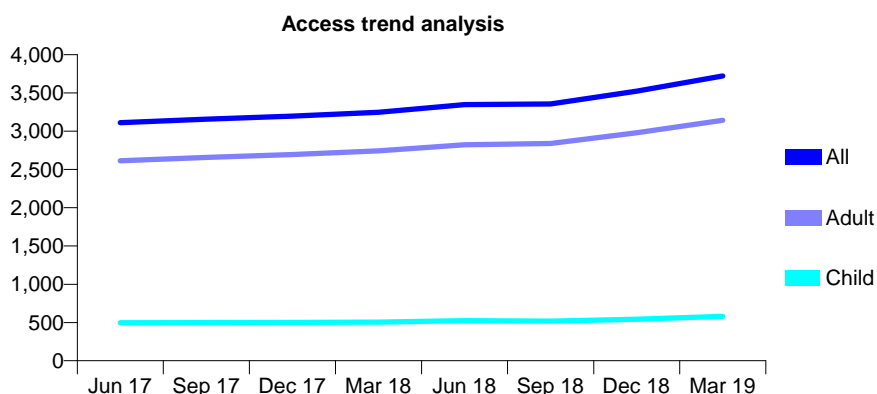
Q70 - Vital Signs At a Glance Contract Report for 120669/0001 - Year end March 2019

Name or company name	Lighthouse Dental Practice Ltd
Contract type name	GDS Contract
Purpose of contract	General
Contract start date	01/04/2009
Contract end date	

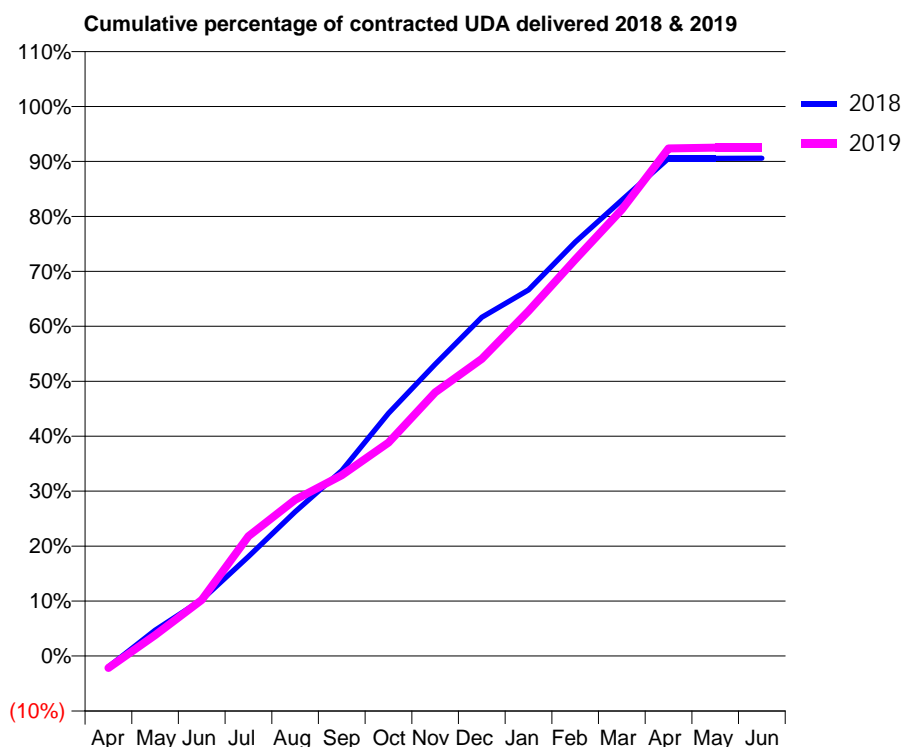
18/19 Contracted general activity (UDA)	11,705
Carry forward general activity (UDA)	468
18/19 Contracted orthodontic activity (UOA)	0
Carry forward orthodontic activity (UOA)	0
Baseline contract value	£310,356.95

ACCESS*

Patients seen in 24 months	Total	Change since previous quarter
Quarter ending March 2018	3,248	
Quarter ending June 2018	3,347	↑
Quarter ending September 2018	3,356	→
Quarter ending December 2018	3,523	↑
Quarter ending March 2019	3,722	↑
Variance since March 2018	14.6%	↑



ACTIVITY



Month	Adjusted Scheduled Activity (UDA)	
	2018	2019
April	-232	-256
May	554	443
June	1,196	1,194
July	2,117	2,551
August	3,072	3,331
September	3,950	3,850
October	5,170	4,546
November	6,217	5,616
December	7,216	6,331
January	7,800	7,348
February	8,814	8,447
March	9,711	9,509
April	10,600	10,812
May	10,600	10,826
June	10,601	10,826

QUALITY

	Quantity	Base Number	Contract	AT	Region	England
% of FP17s for the same patient ID Re-attending within 3 months - Children	49	797	6.1%	9.7%	11.3%	11.8%
% of FP17s for the same patient ID Re-attending within 3 months - Adults	609	4,442	13.7%	14.0%	15.4%	15.7%
% of FP17s for the same patient ID Re-attending between 3 & 9 months - Children	436	797	54.7%	61.7%	61.3%	58.9%
% of FP17s for the same patient ID Re-attending between 3 & 9 months - Adults	2,530	4,442	57.0%	52.7%	52.1%	50.8%
% of FP17s for Band 1 Urgent Courses	371	5,336	7.0%	9.8%	9.5%	9.1%
% of FP17s Relating to Free Repair or Replacements	16	5,336	0.3%	0.6%	0.6%	0.8%
% of FP17s Relating to Continuations	134	5,336	2.5%	0.9%	0.8%	0.9%
% of Patients satisfied with the dentistry they have received	0	0	N/A	92.2%	92.4%	92.5%
% of Patients satisfied with the time they had to wait for an appointment	0	0	N/A	85.9%	86.3%	87.0%

* This is based on patients treated on this contract for their most recent course of treatment.

Figures in italics indicate the base number of FP17s or Patient Questionnaire responses are less than 100. N/A is shown where the base number of responses is less than 10 during the period. % is calculated as Quantity/Base number*100

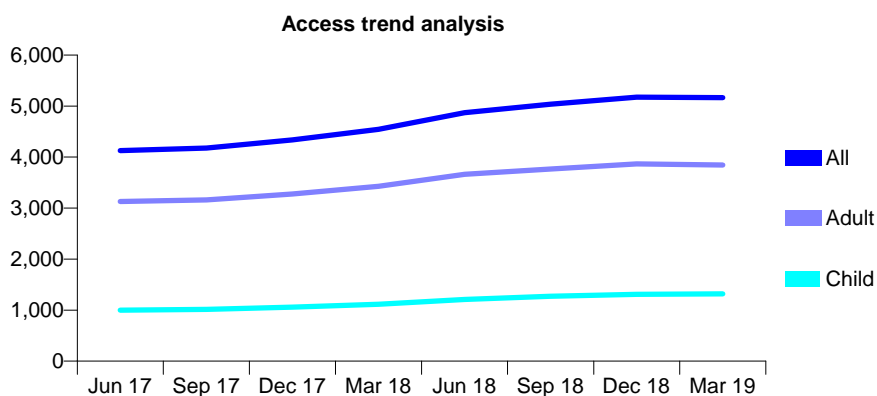
Q70 - Vital Signs At a Glance Contract Report for 121061/0001 - Year end March 2019

Name or company name	Dental Concepts Whitchurch
Contract type name	GDS Contract
Purpose of contract	General
Contract start date	10/09/2010
Contract end date	

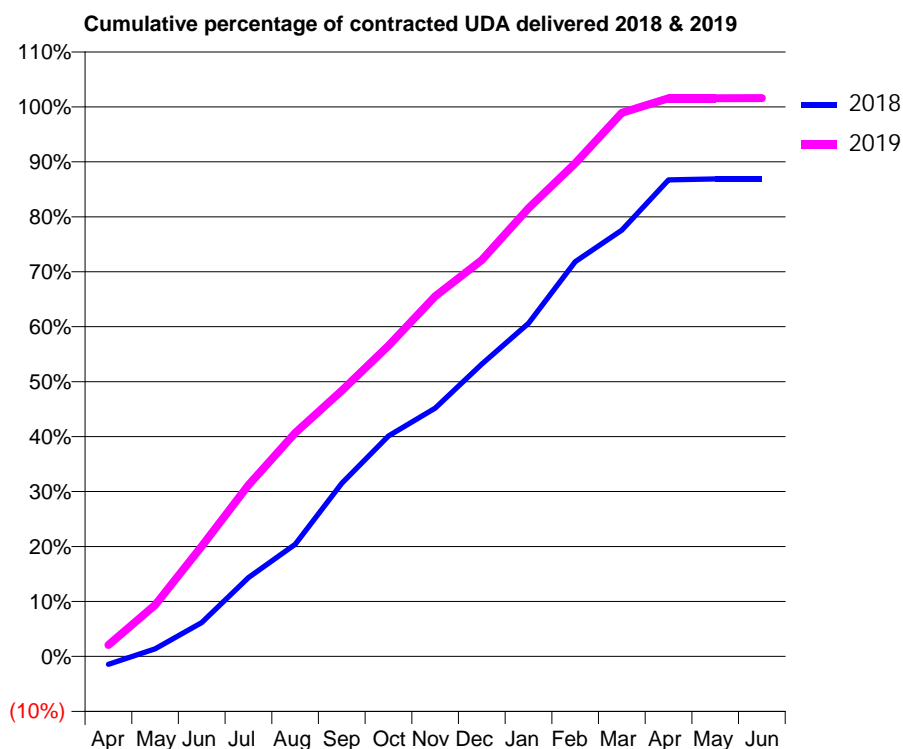
18/19 Contracted general activity (UDA)	11,000
Carry forward general activity (UDA)	0
18/19 Contracted orthodontic activity (UOA)	0
Carry forward orthodontic activity (UOA)	0
Baseline contract value	£280,692.61

ACCESS*

Patients seen in 24 months	Total	Change since previous quarter
Quarter ending March 2018	4,544	
Quarter ending June 2018	4,872	↑
Quarter ending September 2018	5,036	↑
Quarter ending December 2018	5,176	↑
Quarter ending March 2019	5,164	→
Variance since March 2018	13.6%	↑



ACTIVITY



Month	Adjusted Scheduled Activity (UDA)	
	2018	2019
April	-160	229
May	153	1,032
June	677	2,207
July	1,579	3,428
August	2,244	4,473
September	3,464	5,318
October	4,415	6,218
November	4,970	7,209
December	5,849	7,933
January	6,667	8,969
February	7,904	9,873
March	8,533	10,879
April	9,539	11,173
May	9,558	11,174
June	9,558	11,176

QUALITY

	Quantity	Base Number	Contract	AT	Region	England
% of FP17s for the same patient ID Re-attending within 3 months - Children	111	2,006	5.5%	9.7%	11.3%	11.8%
% of FP17s for the same patient ID Re-attending within 3 months - Adults	402	4,808	8.4%	14.0%	15.4%	15.7%
% of FP17s for the same patient ID Re-attending between 3 & 9 months - Children	1,301	2,006	64.9%	61.7%	61.3%	58.9%
% of FP17s for the same patient ID Re-attending between 3 & 9 months - Adults	2,470	4,808	51.4%	52.7%	52.1%	50.8%
% of FP17s for Band 1 Urgent Courses	434	6,465	6.7%	9.8%	9.5%	9.1%
% of FP17s Relating to Free Repair or Replacements	30	6,465	0.5%	0.6%	0.6%	0.8%
% of FP17s Relating to Continuations	12	6,465	0.2%	0.9%	0.8%	0.9%
% of Patients satisfied with the dentistry they have received	5	5	N/A	92.2%	92.4%	92.5%
% of Patients satisfied with the time they had to wait for an appointment	5	5	N/A	85.9%	86.3%	87.0%

* This is based on patients treated on this contract for their most recent course of treatment. Figures in italics indicate the base number of FP17s or Patient Questionnaire responses are less than 100. N/A is shown where the base number of responses is less than 10 during the period. % is calculated as Quantity/Base number*100

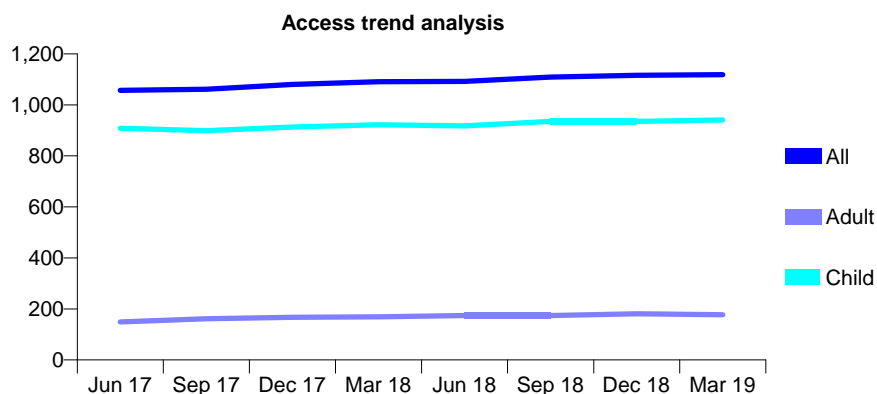
Q70 - Vital Signs At a Glance Contract Report for 122920/0001 - Year end March 2019

Name or company name	Wimborne East Street Partnership
Contract type name	GDS Contract
Purpose of contract	General
Contract start date	01/08/2011
Contract end date	

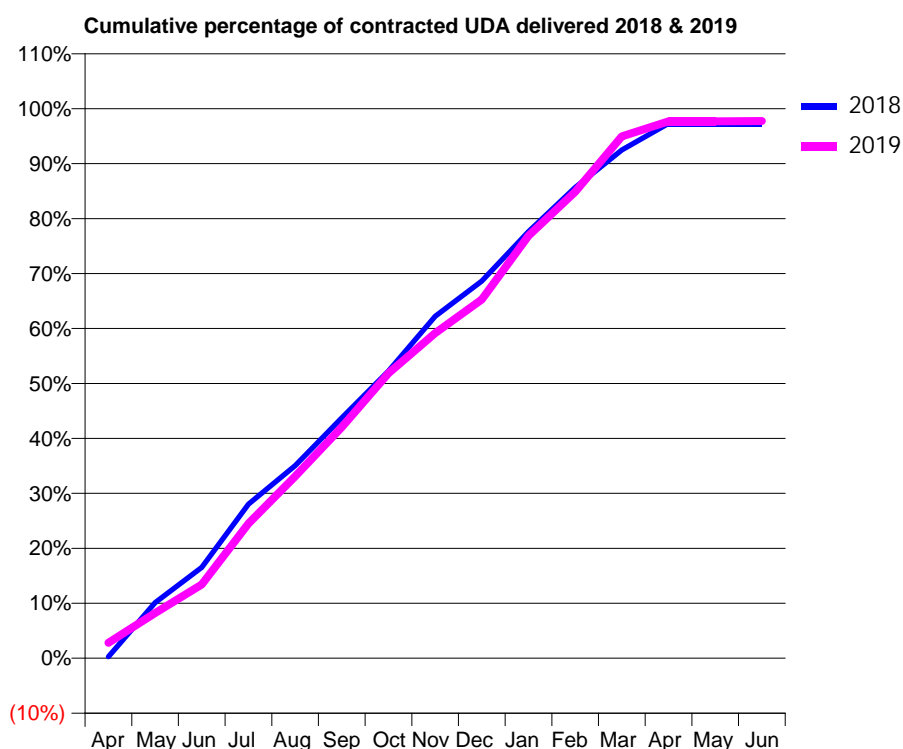
18/19 Contracted general activity (UDA)	2,260
Carry forward general activity (UDA)	61
18/19 Contracted orthodontic activity (UOA)	0
Carry forward orthodontic activity (UOA)	0
Baseline contract value	£58,926.66

ACCESS*

Patients seen in 24 months	Total	Change since previous quarter
Quarter ending March 2018	1,091	
Quarter ending June 2018	1,092	→
Quarter ending September 2018	1,109	→
Quarter ending December 2018	1,116	→
Quarter ending March 2019	1,118	→
Variance since March 2018	2.5%	↑



ACTIVITY



Month	Adjusted Scheduled Activity (UDA)	
	2018	2019
April	6	64
May	229	186
June	374	303
July	634	554
August	792	748
September	988	950
October	1,181	1,172
November	1,406	1,337
December	1,551	1,475
January	1,754	1,737
February	1,936	1,918
March	2,090	2,146
April	2,199	2,208
May	2,199	2,208
June	2,199	2,209

QUALITY

	Quantity	Base Number	Contract	AT	Region	England
% of FP17s for the same patient ID Re-attending within 3 months - Children	135	1,779	7.6%	9.7%	11.3%	11.8%
% of FP17s for the same patient ID Re-attending within 3 months - Adults	5	104	4.8%	14.0%	15.4%	15.7%
% of FP17s for the same patient ID Re-attending between 3 & 9 months - Children	1,317	1,779	74.0%	61.7%	61.3%	58.9%
% of FP17s for the same patient ID Re-attending between 3 & 9 months - Adults	81	104	77.9%	52.7%	52.1%	50.8%
% of FP17s for Band 1 Urgent Courses	64	1,841	3.5%	9.8%	9.5%	9.1%
% of FP17s Relating to Free Repair or Replacements	0	1,841	0.0%	0.6%	0.6%	0.8%
% of FP17s Relating to Continuations	0	1,841	0.0%	0.9%	0.8%	0.9%
% of Patients satisfied with the dentistry they have received	0	0	N/A	92.2%	92.4%	92.5%
% of Patients satisfied with the time they had to wait for an appointment	0	0	N/A	85.9%	86.3%	87.0%

* This is based on patients treated on this contract for their most recent course of treatment.

Figures in italics indicate the base number of FP17s or Patient Questionnaire responses are less than 100. N/A is shown where the base number of responses is less than 10 during the period. % is calculated as Quantity/Base number*100

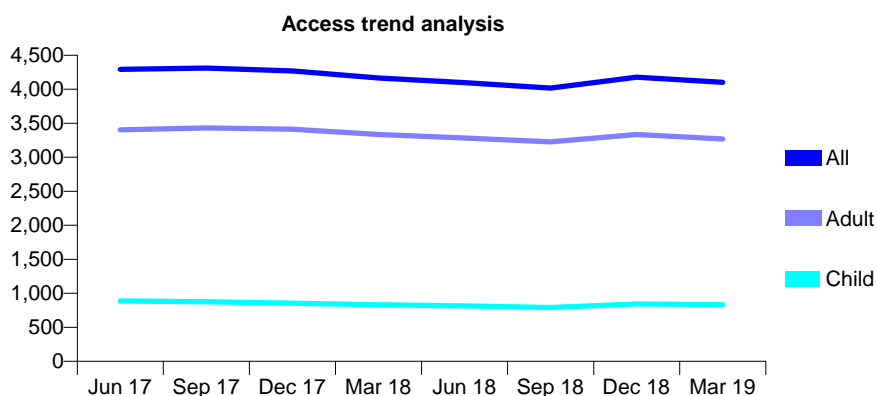
Q70 - Vital Signs At a Glance Contract Report for 124370/0001 - Year end March 2019

Name or company name	Best Practice CDA Ltd
Contract type name	GDS Contract
Purpose of contract	General
Contract start date	16/03/2010
Contract end date	

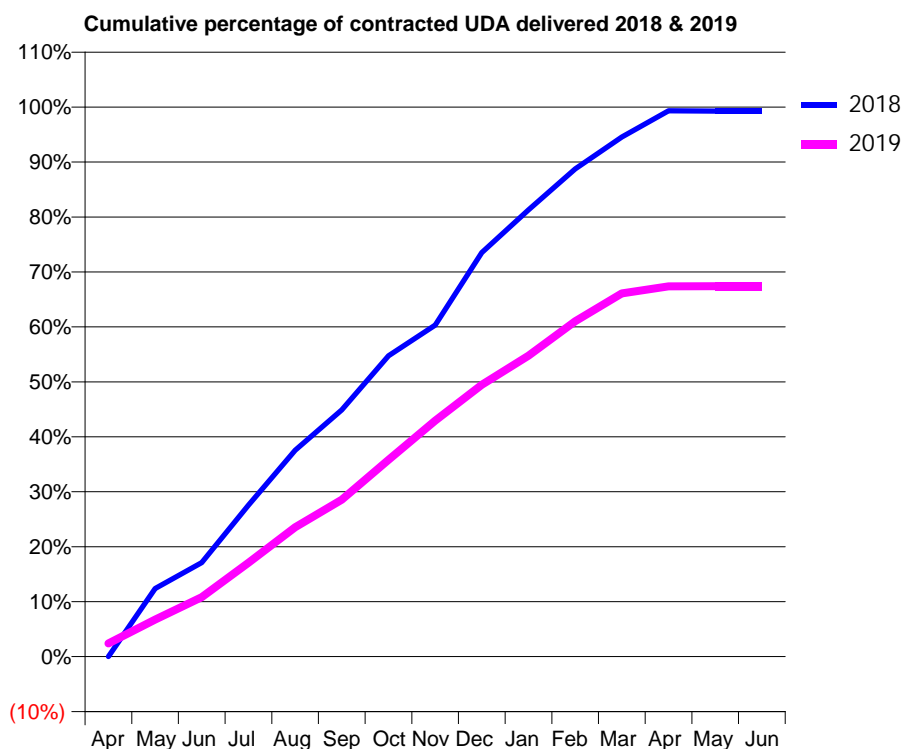
18/19 Contracted general activity (UDA)	14,962
Carry forward general activity (UDA)	81
18/19 Contracted orthodontic activity (UOA)	0
Carry forward orthodontic activity (UOA)	0
Baseline contract value	£396,231.21

ACCESS*

Patients seen in 24 months	Total	Change since previous quarter
Quarter ending March 2018	4,166	
Quarter ending June 2018	4,098	↓
Quarter ending September 2018	4,019	↓
Quarter ending December 2018	4,178	↑
Quarter ending March 2019	4,103	↓
Variance since March 2018	(1.5%)	↓



ACTIVITY



Month	Adjusted Scheduled Activity (UDA)	
	2018	2019
April	0	362
May	1,357	1,010
June	1,876	1,616
July	3,024	2,556
August	4,116	3,523
September	4,921	4,272
October	6,001	5,356
November	6,615	6,424
December	8,059	7,400
January	8,911	8,194
February	9,730	9,129
March	10,362	9,888
April	10,888	10,082
May	10,881	10,083
June	10,881	10,083

QUALITY

	Quantity	Base Number	Contract	AT	Region	England
% of FP17s for the same patient ID Re-attending within 3 months - Children	73	1,136	6.4%	9.7%	11.3%	11.8%
% of FP17s for the same patient ID Re-attending within 3 months - Adults	669	4,524	14.8%	14.0%	15.4%	15.7%
% of FP17s for the same patient ID Re-attending between 3 & 9 months - Children	651	1,136	57.3%	61.7%	61.3%	58.9%
% of FP17s for the same patient ID Re-attending between 3 & 9 months - Adults	2,276	4,524	50.3%	52.7%	52.1%	50.8%
% of FP17s for Band 1 Urgent Courses	666	5,491	12.1%	9.8%	9.5%	9.1%
% of FP17s Relating to Free Repair or Replacements	29	5,491	0.5%	0.6%	0.6%	0.8%
% of FP17s Relating to Continuations	142	5,491	2.6%	0.9%	0.8%	0.9%
% of Patients satisfied with the dentistry they have received	1	1	N/A	92.2%	92.4%	92.5%
% of Patients satisfied with the time they had to wait for an appointment	1	1	N/A	85.9%	86.3%	87.0%

* This is based on patients treated on this contract for their most recent course of treatment. Figures in italics indicate the base number of FP17s or Patient Questionnaire responses are less than 100. N/A is shown where the base number of responses is less than 10 during the period. % is calculated as Quantity/Base number*100

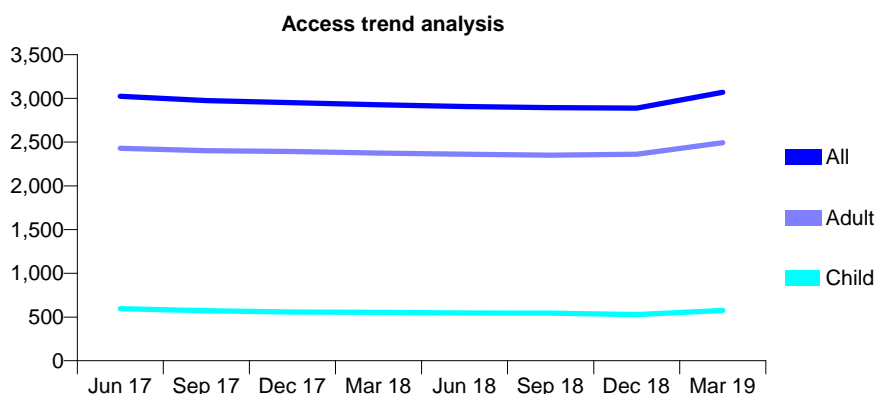
Q70 - Vital Signs At a Glance Contract Report for 124745/0001 - Year end March 2019

Name or company name	Seaview Dental Practice
Contract type name	GDS Contract
Purpose of contract	General
Contract start date	01/04/2013
Contract end date	

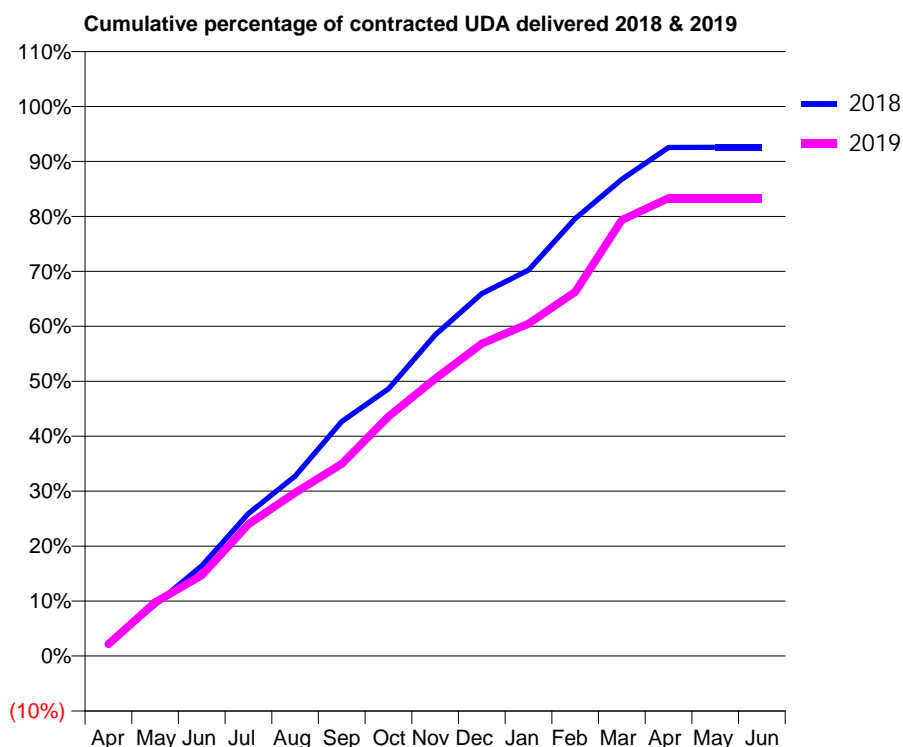
18/19 Contracted general activity (UDA)	12,311
Carry forward general activity (UDA)	0
18/19 Contracted orthodontic activity (UOA)	0
Carry forward orthodontic activity (UOA)	0
Baseline contract value	£319,766.66

ACCESS*

Patients seen in 24 months	Total	Change since previous quarter
Quarter ending March 2018	2,927	
Quarter ending June 2018	2,908	→
Quarter ending September 2018	2,894	→
Quarter ending December 2018	2,889	→
Quarter ending March 2019	3,069	↑
Variance since March 2018	4.9%	↑



ACTIVITY



Month	Adjusted Scheduled Activity (UDA)	
	2018	2019
April	275	268
May	1,152	1,201
June	2,022	1,810
July	3,192	2,954
August	4,031	3,658
September	5,252	4,305
October	5,984	5,363
November	7,192	6,213
December	8,118	6,998
January	8,643	7,443
February	9,801	8,156
March	10,678	9,767
April	11,392	10,255
May	11,396	10,255
June	11,396	10,255

QUALITY

	Quantity	Base Number	Contract	AT	Region	England
% of FP17s for the same patient ID Re-attending within 3 months - Children	54	958	5.6%	9.7%	11.3%	11.8%
% of FP17s for the same patient ID Re-attending within 3 months - Adults	593	4,403	13.5%	14.0%	15.4%	15.7%
% of FP17s for the same patient ID Re-attending between 3 & 9 months - Children	672	958	70.1%	61.7%	61.3%	58.9%
% of FP17s for the same patient ID Re-attending between 3 & 9 months - Adults	3,131	4,403	71.1%	52.7%	52.1%	50.8%
% of FP17s for Band 1 Urgent Courses	347	5,302	6.5%	9.8%	9.5%	9.1%
% of FP17s Relating to Free Repair or Replacements	6	5,302	0.1%	0.6%	0.6%	0.8%
% of FP17s Relating to Continuations	69	5,302	1.3%	0.9%	0.8%	0.9%
% of Patients satisfied with the dentistry they have received	3	4	N/A	92.2%	92.4%	92.5%
% of Patients satisfied with the time they had to wait for an appointment	2	4	N/A	85.9%	86.3%	87.0%

* This is based on patients treated on this contract for their most recent course of treatment. Figures in italics indicate the base number of FP17s or Patient Questionnaire responses are less than 100. N/A is shown where the base number of responses is less than 10 during the period. % is calculated as Quantity/Base number*100

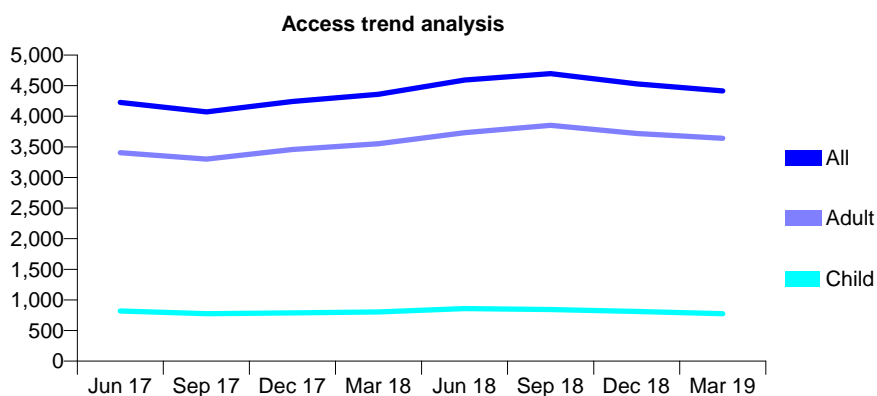
Q70 - Vital Signs At a Glance Contract Report for 125598/0002 - Year end March 2019

Name or company name	S Cowley, R Ingham and J Angelo
Contract type name	GDS Contract
Purpose of contract	General
Contract start date	01/11/2011
Contract end date	

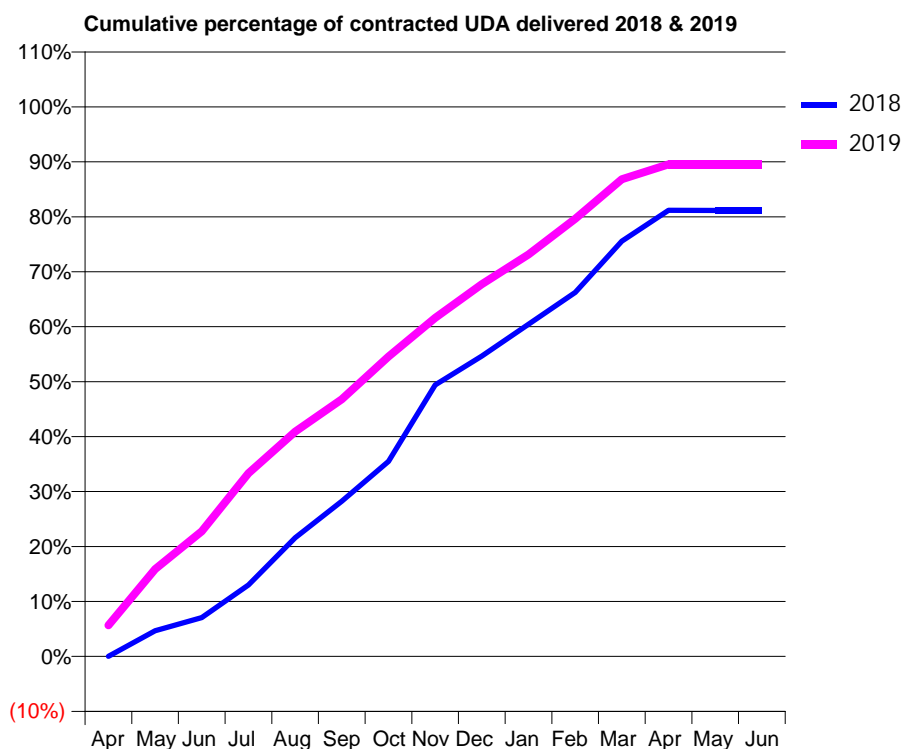
18/19 Contracted general activity (UDA)	15,000
Carry forward general activity (UDA)	0
18/19 Contracted orthodontic activity (UOA)	0
Carry forward orthodontic activity (UOA)	0
Baseline contract value	£487,775.30

ACCESS*

Patients seen in 24 months	Total	Change since previous quarter
Quarter ending March 2018	4,358	
Quarter ending June 2018	4,591	↑
Quarter ending September 2018	4,697	↑
Quarter ending December 2018	4,529	↓
Quarter ending March 2019	4,415	↓
Variance since March 2018	1.3%	→



ACTIVITY



Month	Adjusted Scheduled Activity (UDA)	
	2018	2019
April	0	849
May	699	2,384
June	1,063	3,417
July	1,950	5,000
August	3,238	6,136
September	4,234	7,015
October	5,322	8,184
November	7,414	9,241
December	8,200	10,156
January	9,065	10,968
February	9,935	11,944
March	11,333	13,027
April	12,176	13,430
May	12,174	13,430
June	12,174	13,430

QUALITY

	Quantity	Base Number	Contract	AT	Region	England
% of FP17s for the same patient ID Re-attending within 3 months - Children	50	1,174	4.3%	9.7%	11.3%	11.8%
% of FP17s for the same patient ID Re-attending within 3 months - Adults	660	5,268	12.5%	14.0%	15.4%	15.7%
% of FP17s for the same patient ID Re-attending between 3 & 9 months - Children	768	1,174	65.4%	61.7%	61.3%	58.9%
% of FP17s for the same patient ID Re-attending between 3 & 9 months - Adults	3,025	5,268	57.4%	52.7%	52.1%	50.8%
% of FP17s for Band 1 Urgent Courses	453	6,339	7.1%	9.8%	9.5%	9.1%
% of FP17s Relating to Free Repair or Replacements	22	6,339	0.3%	0.6%	0.6%	0.8%
% of FP17s Relating to Continuations	107	6,339	1.7%	0.9%	0.8%	0.9%
% of Patients satisfied with the dentistry they have received	1	2	N/A	92.2%	92.4%	92.5%
% of Patients satisfied with the time they had to wait for an appointment	2	2	N/A	85.9%	86.3%	87.0%

* This is based on patients treated on this contract for their most recent course of treatment. Figures in italics indicate the base number of FP17s or Patient Questionnaire responses are less than 100. N/A is shown where the base number of responses is less than 10 during the period. % is calculated as Quantity/Base number*100

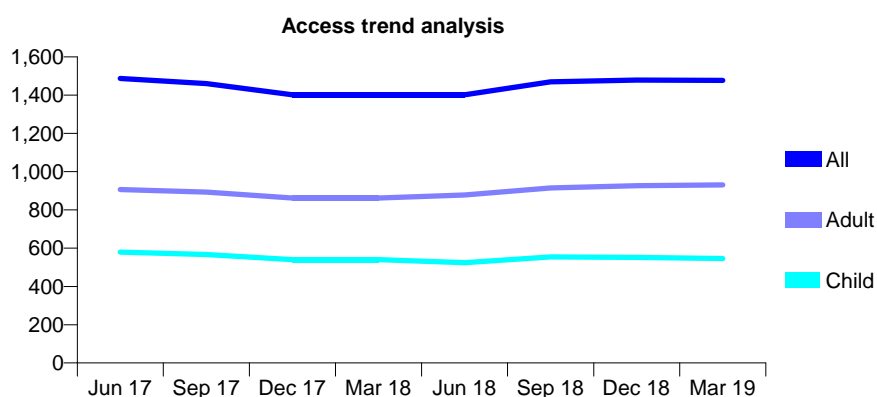
Q70 - Vital Signs At a Glance Contract Report for 125776/0006 - Year end March 2019

Name or company name	Apex Dental Care Ltd
Contract type name	GDS Contract
Purpose of contract	General
Contract start date	03/08/2009
Contract end date	

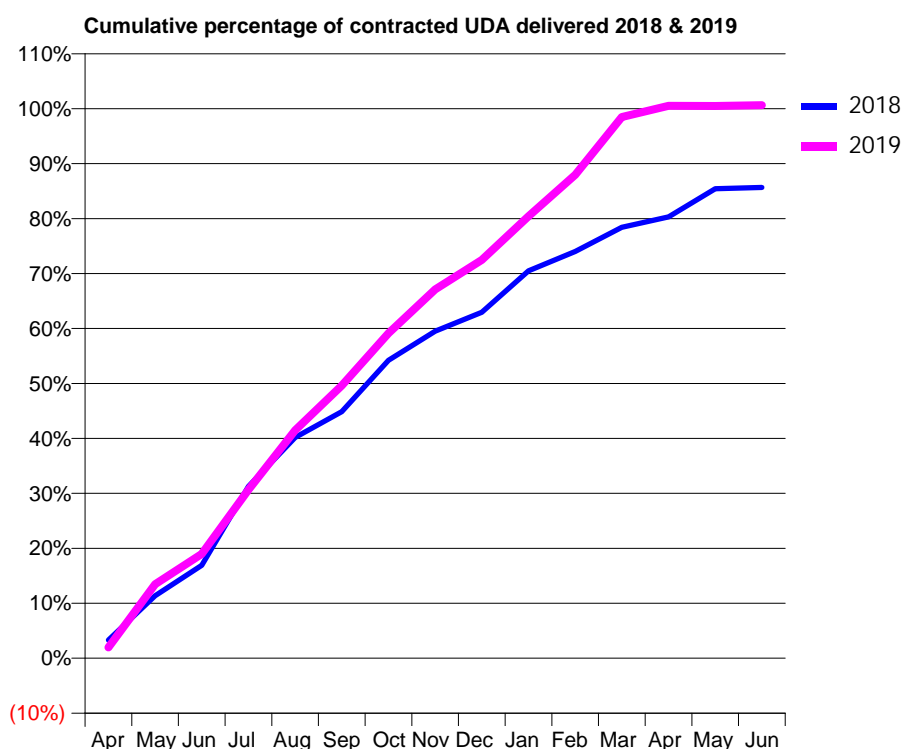
18/19 Contracted general activity (UDA)	3,549
Carry forward general activity (UDA)	0
18/19 Contracted orthodontic activity (UOA)	0
Carry forward orthodontic activity (UOA)	0
Baseline contract value	£80,952.04

ACCESS*

Patients seen in 24 months	Total	Change since previous quarter
Quarter ending March 2018	1,402	
Quarter ending June 2018	1,402	→
Quarter ending September 2018	1,469	↑
Quarter ending December 2018	1,478	→
Quarter ending March 2019	1,477	→
Variance since March 2018	5.3%	↑



ACTIVITY



Month	Adjusted Scheduled Activity (UDA)	
	2018	2019
April	118	70
May	403	478
June	600	673
July	1,109	1,088
August	1,426	1,472
September	1,592	1,761
October	1,924	2,098
November	2,112	2,382
December	2,234	2,572
January	2,501	2,855
February	2,626	3,121
March	2,783	3,494
April	2,850	3,567
May	3,032	3,566
June	3,040	3,571

QUALITY

	Quantity	Base Number	Contract	AT	Region	England
% of FP17s for the same patient ID Re-attending within 3 months - Children	65	895	7.3%	9.7%	11.3%	11.8%
% of FP17s for the same patient ID Re-attending within 3 months - Adults	150	1,319	11.4%	14.0%	15.4%	15.7%
% of FP17s for the same patient ID Re-attending between 3 & 9 months - Children	508	895	56.8%	61.7%	61.3%	58.9%
% of FP17s for the same patient ID Re-attending between 3 & 9 months - Adults	697	1,319	52.8%	52.7%	52.1%	50.8%
% of FP17s for Band 1 Urgent Courses	218	1,965	11.1%	9.8%	9.5%	9.1%
% of FP17s Relating to Free Repair or Replacements	1	1,965	0.1%	0.6%	0.6%	0.8%
% of FP17s Relating to Continuations	3	1,965	0.2%	0.9%	0.8%	0.9%
% of Patients satisfied with the dentistry they have received	0	0	N/A	92.2%	92.4%	92.5%
% of Patients satisfied with the time they had to wait for an appointment	0	0	N/A	85.9%	86.3%	87.0%

* This is based on patients treated on this contract for their most recent course of treatment.

Figures in italics indicate the base number of FP17s or Patient Questionnaire responses are less than 100. N/A is shown where the base number of responses is less than 10 during the period. % is calculated as Quantity/Base number*100

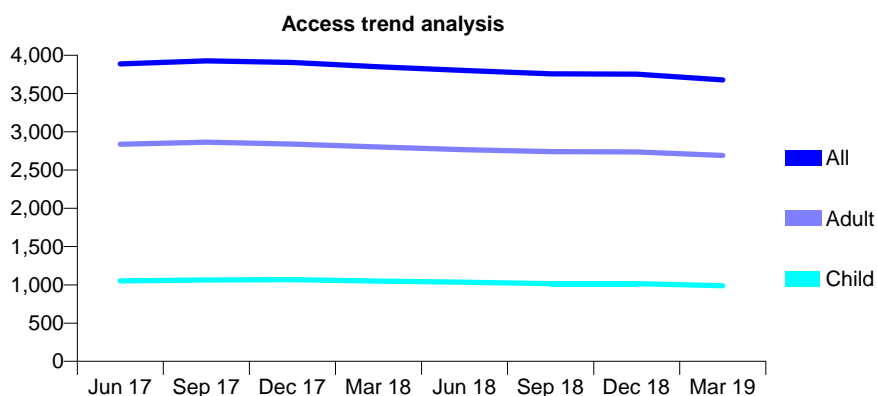
Q70 - Vital Signs At a Glance Contract Report for 125776/0012 - Year end March 2019

Name or company name	Apex Dental Care Ltd
Contract type name	GDS Contract
Purpose of contract	General
Contract start date	01/09/2011
Contract end date	

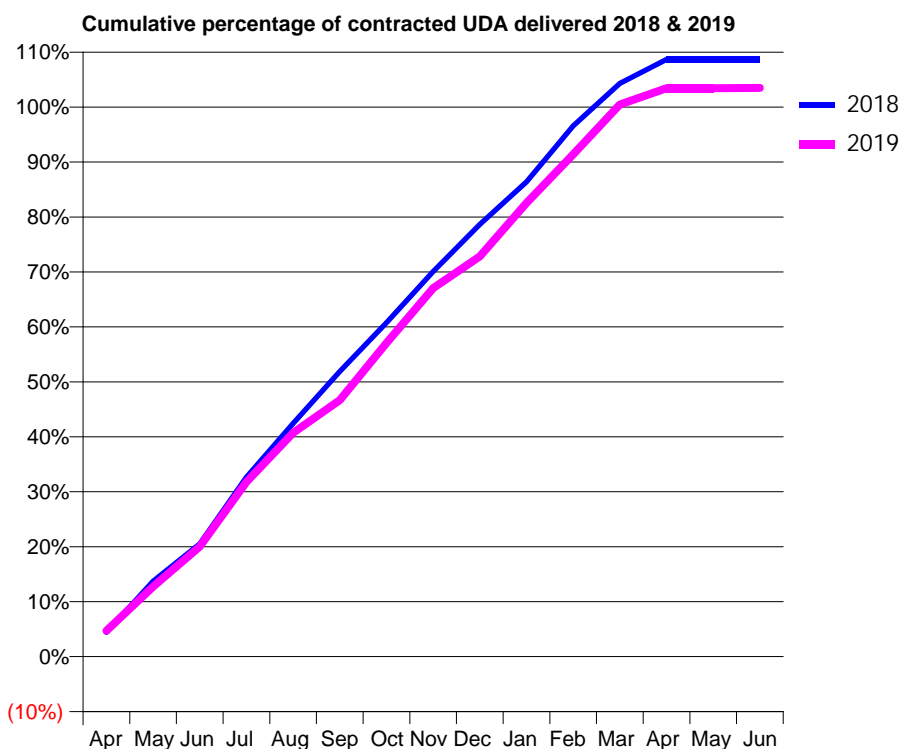
18/19 Contracted general activity (UDA)	10,000
Carry forward general activity (UDA)	0
18/19 Contracted orthodontic activity (UOA)	0
Carry forward orthodontic activity (UOA)	0
Baseline contract value	£275,735.01

ACCESS*

Patients seen in 24 months	Total	Change since previous quarter
Quarter ending March 2018	3,850	
Quarter ending June 2018	3,802	↓
Quarter ending September 2018	3,756	↓
Quarter ending December 2018	3,753	→
Quarter ending March 2019	3,679	↓
Variance since March 2018	(4.4%)	↓



ACTIVITY



Month	Adjusted Scheduled Activity (UDA)	
	2018	2019
April	440	472
May	1,373	1,276
June	2,051	2,004
July	3,267	3,179
August	4,245	4,072
September	5,186	4,668
October	6,077	5,706
November	7,007	6,706
December	7,864	7,281
January	8,639	8,255
February	9,658	9,141
March	10,428	10,046
April	10,865	10,342
May	10,867	10,344
June	10,866	10,350

QUALITY

	Quantity	Base Number	Contract	AT	Region	England
% of FP17s for the same patient ID Re-attending within 3 months - Children	80	1,519	5.3%	9.7%	11.3%	11.8%
% of FP17s for the same patient ID Re-attending within 3 months - Adults	441	3,877	11.4%	14.0%	15.4%	15.7%
% of FP17s for the same patient ID Re-attending between 3 & 9 months - Children	1,066	1,519	70.2%	61.7%	61.3%	58.9%
% of FP17s for the same patient ID Re-attending between 3 & 9 months - Adults	2,513	3,877	64.8%	52.7%	52.1%	50.8%
% of FP17s for Band 1 Urgent Courses	410	5,347	7.7%	9.8%	9.5%	9.1%
% of FP17s Relating to Free Repair or Replacements	26	5,347	0.5%	0.6%	0.6%	0.8%
% of FP17s Relating to Continuations	17	5,347	0.3%	0.9%	0.8%	0.9%
% of Patients satisfied with the dentistry they have received	2	2	N/A	92.2%	92.4%	92.5%
% of Patients satisfied with the time they had to wait for an appointment	2	2	N/A	85.9%	86.3%	87.0%

* This is based on patients treated on this contract for their most recent course of treatment. Figures in italics indicate the base number of FP17s or Patient Questionnaire responses are less than 100. N/A is shown where the base number of responses is less than 10 during the period. % is calculated as Quantity/Base number*100

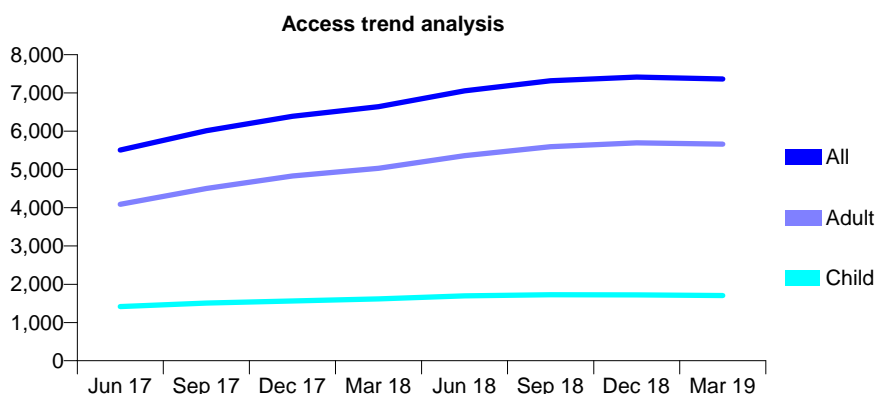
Q70 - Vital Signs At a Glance Contract Report for 125776/0015 - Year end March 2019

Name or company name	Apex Dental Care Ltd
Contract type name	GDS Contract
Purpose of contract	General
Contract start date	01/06/2013
Contract end date	

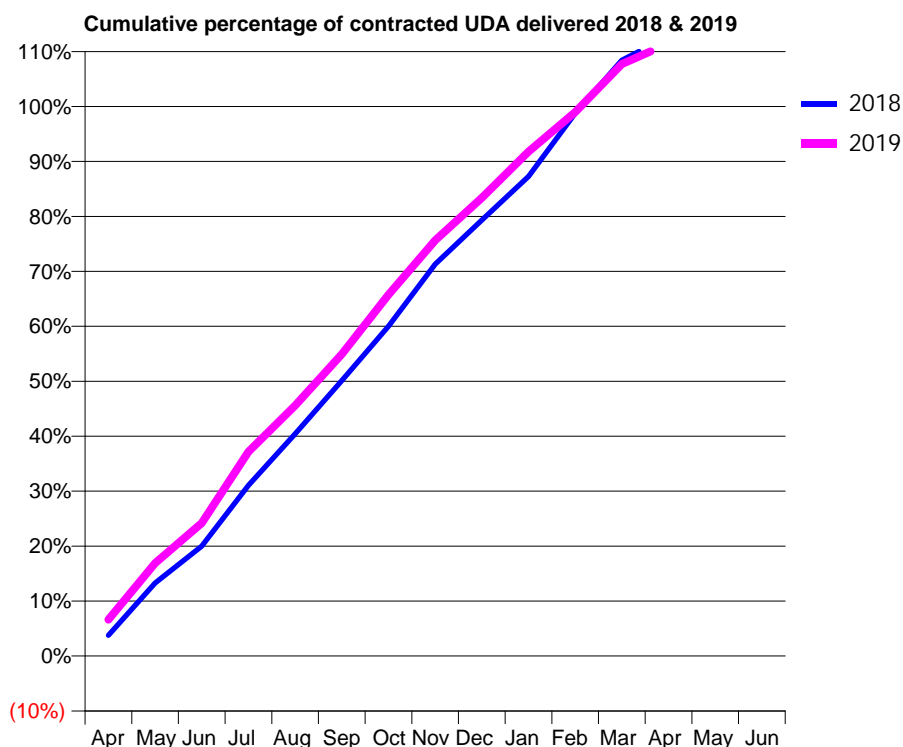
18/19 Contracted general activity (UDA)	16,814
Carry forward general activity (UDA)	0
18/19 Contracted orthodontic activity (UOA)	0
Carry forward orthodontic activity (UOA)	0
Baseline contract value	£395,345.65

ACCESS*

Patients seen in 24 months	Total	Change since previous quarter
Quarter ending March 2018	6,644	
Quarter ending June 2018	7,054	↑
Quarter ending September 2018	7,317	↑
Quarter ending December 2018	7,413	→
Quarter ending March 2019	7,365	→
Variance since March 2018	10.9%	↑



ACTIVITY



Month	Adjusted Scheduled Activity (UDA)	
	2018	2019
April	633	1,116
May	2,238	2,841
June	3,359	4,067
July	5,224	6,253
August	6,800	7,664
September	8,425	9,230
October	10,087	11,055
November	11,989	12,719
December	13,337	14,018
January	14,669	15,432
February	16,611	16,640
March	18,229	18,111
April	18,961	18,738
May	18,980	18,755
June	18,995	18,762

QUALITY

	Quantity	Base Number	Contract	AT	Region	England
% of FP17s for the same patient ID Re-attending within 3 months - Children	142	2,411	5.9%	9.7%	11.3%	11.8%
% of FP17s for the same patient ID Re-attending within 3 months - Adults	855	7,384	11.6%	14.0%	15.4%	15.7%
% of FP17s for the same patient ID Re-attending between 3 & 9 months - Children	1,411	2,411	58.5%	61.7%	61.3%	58.9%
% of FP17s for the same patient ID Re-attending between 3 & 9 months - Adults	3,625	7,384	49.1%	52.7%	52.1%	50.8%
% of FP17s for Band 1 Urgent Courses	1,351	9,749	13.9%	9.8%	9.5%	9.1%
% of FP17s Relating to Free Repair or Replacements	49	9,749	0.5%	0.6%	0.6%	0.8%
% of FP17s Relating to Continuations	30	9,749	0.3%	0.9%	0.8%	0.9%
% of Patients satisfied with the dentistry they have received	5	5	N/A	92.2%	92.4%	92.5%
% of Patients satisfied with the time they had to wait for an appointment	4	5	N/A	85.9%	86.3%	87.0%

* This is based on patients treated on this contract for their most recent course of treatment. Figures in italics indicate the base number of FP17s or Patient Questionnaire responses are less than 100. N/A is shown where the base number of responses is less than 10 during the period. % is calculated as Quantity/Base number*100

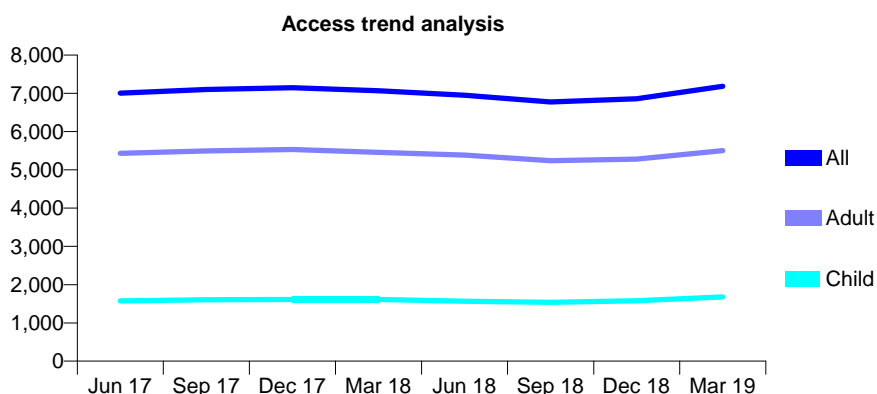
Q70 - Vital Signs At a Glance Contract Report for 127116/0002 - Year end March 2019

Name or company name	Gosport Smile Clinic (Pitchforth & Elalami)
Contract type name	GDS Contract
Purpose of contract	General
Contract start date	01/07/2012
Contract end date	

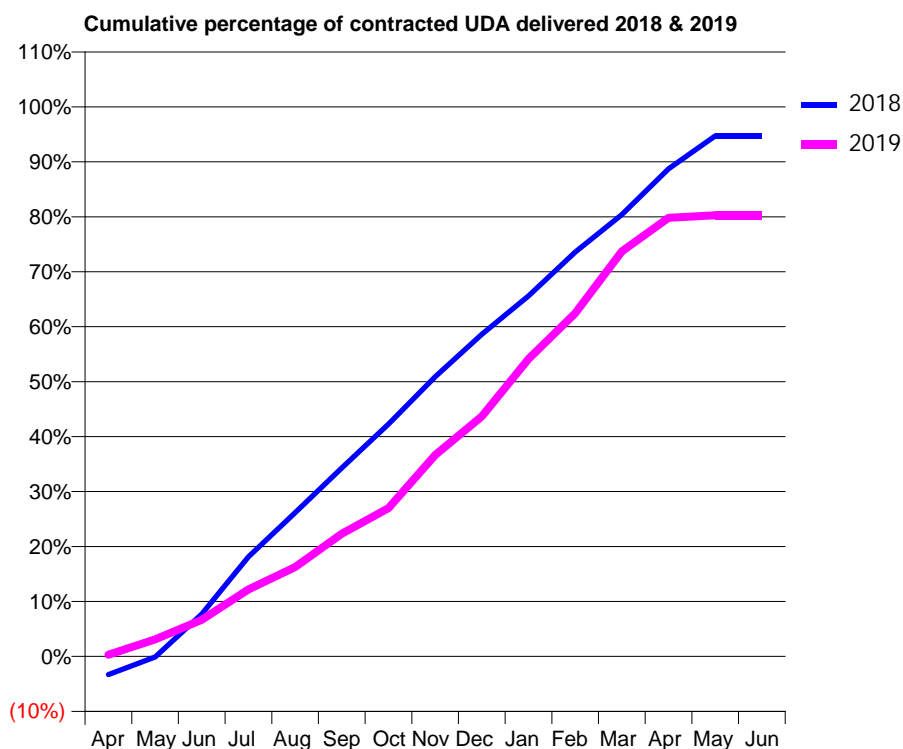
18/19 Contracted general activity (UDA)	20,000
Carry forward general activity (UDA)	0
18/19 Contracted orthodontic activity (UOA)	0
Carry forward orthodontic activity (UOA)	0
Baseline contract value	£536,049.25

ACCESS*

Patients seen in 24 months	Total	Change since previous quarter
Quarter ending March 2018	7,069	
Quarter ending June 2018	6,950	↓
Quarter ending September 2018	6,774	↓
Quarter ending December 2018	6,859	→
Quarter ending March 2019	7,181	↑
Variance since March 2018	1.6%	→



ACTIVITY



Month	Adjusted Scheduled Activity (UDA)	
	2018	2019
April	-669	61
May	-28	620
June	1,540	1,331
July	3,628	2,437
August	5,236	3,253
September	6,859	4,461
October	8,452	5,396
November	10,179	7,332
December	11,724	8,735
January	13,123	10,828
February	14,713	12,488
March	16,075	14,738
April	17,742	15,961
May	18,944	16,054
June	18,944	16,052

QUALITY

	Quantity	Base Number	Contract	AT	Region	England
% of FP17s for the same patient ID Re-attending within 3 months - Children	120	2,662	4.5%	9.7%	11.3%	11.8%
% of FP17s for the same patient ID Re-attending within 3 months - Adults	797	8,046	9.9%	14.0%	15.4%	15.7%
% of FP17s for the same patient ID Re-attending between 3 & 9 months - Children	1,479	2,662	55.6%	61.7%	61.3%	58.9%
% of FP17s for the same patient ID Re-attending between 3 & 9 months - Adults	4,477	8,046	55.6%	52.7%	52.1%	50.8%
% of FP17s for Band 1 Urgent Courses	914	9,366	9.8%	9.8%	9.5%	9.1%
% of FP17s Relating to Free Repair or Replacements	15	9,366	0.2%	0.6%	0.6%	0.8%
% of FP17s Relating to Continuations	4	9,366	0.0%	0.9%	0.8%	0.9%
% of Patients satisfied with the dentistry they have received	3	3	N/A	92.2%	92.4%	92.5%
% of Patients satisfied with the time they had to wait for an appointment	3	3	N/A	85.9%	86.3%	87.0%

* This is based on patients treated on this contract for their most recent course of treatment. Figures in italics indicate the base number of FP17s or Patient Questionnaire responses are less than 100. N/A is shown where the base number of responses is less than 10 during the period. % is calculated as Quantity/Base number*100

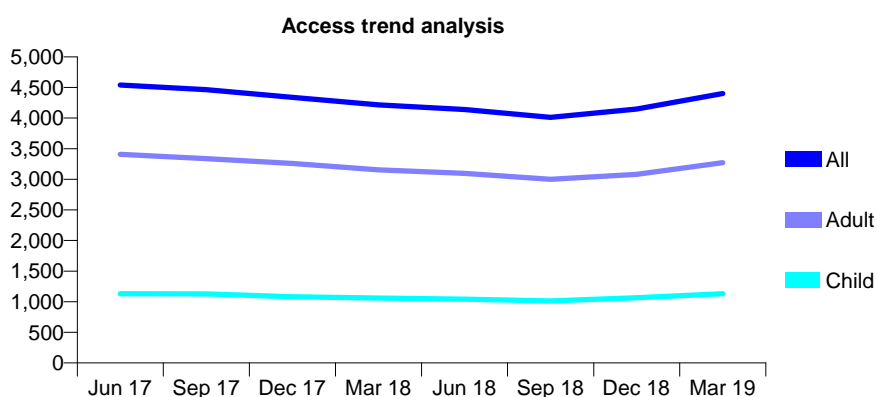
Q70 - Vital Signs At a Glance Contract Report for 127116/0004 - Year end March 2019

Name or company name	Gosport Smile Clinic (Pitchforth & Elalami)
Contract type name	GDS Contract
Purpose of contract	General
Contract start date	01/07/2012
Contract end date	

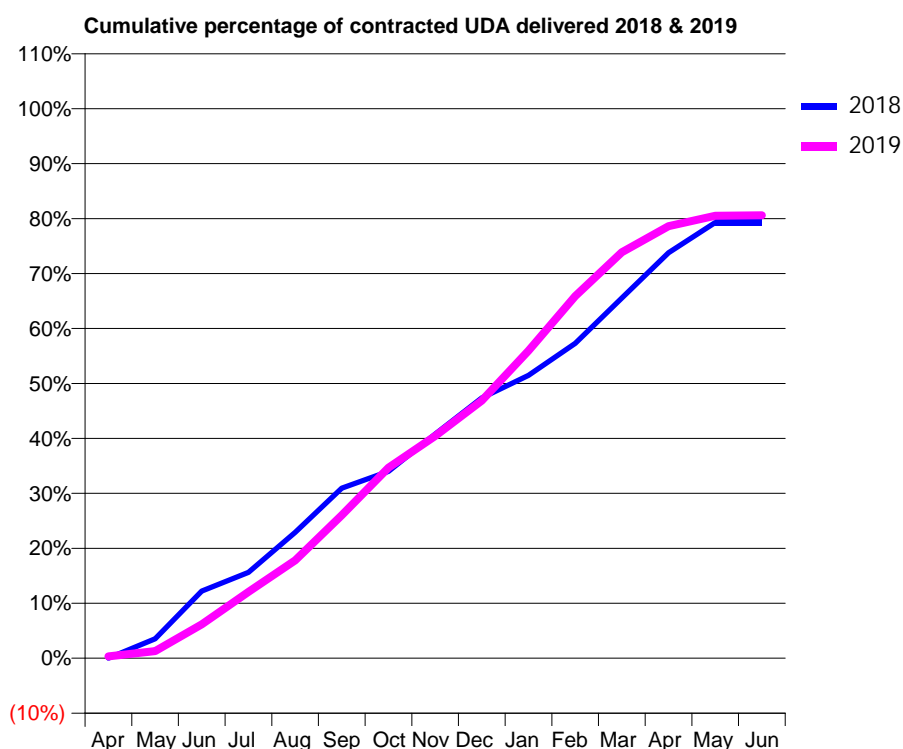
18/19 Contracted general activity (UDA)	13,200
Carry forward general activity (UDA)	0
18/19 Contracted orthodontic activity (UOA)	0
Carry forward orthodontic activity (UOA)	0
Baseline contract value	£373,907.74

ACCESS*

Patients seen in 24 months	Total	Change since previous quarter
Quarter ending March 2018	4,214	
Quarter ending June 2018	4,140	↓
Quarter ending September 2018	4,013	↓
Quarter ending December 2018	4,148	↑
Quarter ending March 2019	4,401	↑
Variance since March 2018	4.4%	↑



ACTIVITY



Month	Adjusted Scheduled Activity (UDA)	
	2018	2019
April	0	47
May	467	172
June	1,612	816
July	2,065	1,593
August	3,024	2,351
September	4,085	3,435
October	4,488	4,577
November	5,384	5,338
December	6,251	6,188
January	6,795	7,387
February	7,565	8,697
March	8,651	9,749
April	9,740	10,378
May	10,468	10,627
June	10,466	10,640

QUALITY

	Quantity	Base Number	Contract	AT	Region	England
% of FP17s for the same patient ID Re-attending within 3 months - Children	95	1,877	5.1%	9.7%	11.3%	11.8%
% of FP17s for the same patient ID Re-attending within 3 months - Adults	781	5,338	14.6%	14.0%	15.4%	15.7%
% of FP17s for the same patient ID Re-attending between 3 & 9 months - Children	1,032	1,877	55.0%	61.7%	61.3%	58.9%
% of FP17s for the same patient ID Re-attending between 3 & 9 months - Adults	2,954	5,338	55.3%	52.7%	52.1%	50.8%
% of FP17s for Band 1 Urgent Courses	619	6,449	9.6%	9.8%	9.5%	9.1%
% of FP17s Relating to Free Repair or Replacements	23	6,449	0.4%	0.6%	0.6%	0.8%
% of FP17s Relating to Continuations	12	6,449	0.2%	0.9%	0.8%	0.9%
% of Patients satisfied with the dentistry they have received	5	6	N/A	92.2%	92.4%	92.5%
% of Patients satisfied with the time they had to wait for an appointment	5	6	N/A	85.9%	86.3%	87.0%

* This is based on patients treated on this contract for their most recent course of treatment. Figures in italics indicate the base number of FP17s or Patient Questionnaire responses are less than 100. N/A is shown where the base number of responses is less than 10 during the period. % is calculated as Quantity/Base number*100

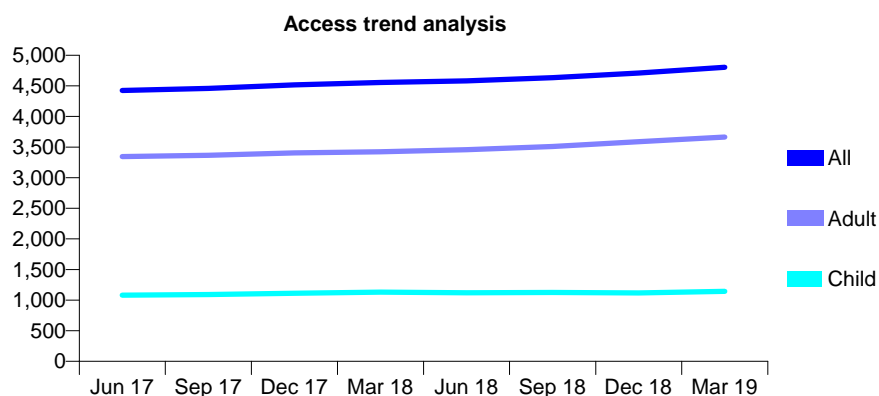
Q70 - Vital Signs At a Glance Contract Report for 128392/0001 - Year end March 2019

Name or company name	Dr L Tangsiri
Contract type name	GDS Contract
Purpose of contract	General
Contract start date	25/09/2009
Contract end date	

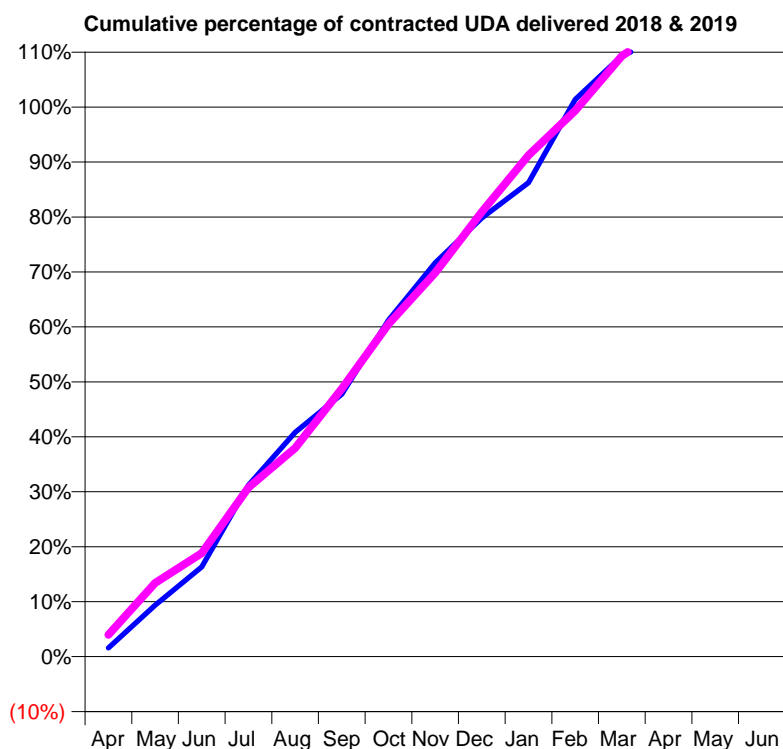
18/19 Contracted general activity (UDA)	10,368
Carry forward general activity (UDA)	0
18/19 Contracted orthodontic activity (UOA)	0
Carry forward orthodontic activity (UOA)	0
Baseline contract value	£241,271.80

ACCESS*

Patients seen in 24 months	Total	Change since previous quarter
Quarter ending March 2018	4,555	
Quarter ending June 2018	4,580	→
Quarter ending September 2018	4,636	→
Quarter ending December 2018	4,709	→
Quarter ending March 2019	4,805	↑
Variance since March 2018	5.5%	↑



ACTIVITY



Month	Adjusted Scheduled Activity (UDA)	
	2018	2019
April	166	412
May	972	1,390
June	1,692	1,954
July	3,238	3,192
August	4,234	3,937
September	4,949	5,053
October	6,348	6,274
November	7,429	7,241
December	8,273	8,390
January	8,944	9,458
February	10,514	10,299
March	11,336	11,332
April	11,702	11,919
May	11,755	11,919
June	11,755	11,920

QUALITY

	Quantity	Base Number	Contract	AT	Region	England
% of FP17s for the same patient ID Re-attending within 3 months - Children	67	1,720	3.9%	9.7%	11.3%	11.8%
% of FP17s for the same patient ID Re-attending within 3 months - Adults	613	5,445	11.3%	14.0%	15.4%	15.7%
% of FP17s for the same patient ID Re-attending between 3 & 9 months - Children	1,136	1,720	66.0%	61.7%	61.3%	58.9%
% of FP17s for the same patient ID Re-attending between 3 & 9 months - Adults	3,216	5,445	59.1%	52.7%	52.1%	50.8%
% of FP17s for Band 1 Urgent Courses	384	7,156	5.4%	9.8%	9.5%	9.1%
% of FP17s Relating to Free Repair or Replacements	28	7,156	0.4%	0.6%	0.6%	0.8%
% of FP17s Relating to Continuations	136	7,156	1.9%	0.9%	0.8%	0.9%
% of Patients satisfied with the dentistry they have received	2	2	N/A	92.2%	92.4%	92.5%
% of Patients satisfied with the time they had to wait for an appointment	2	2	N/A	85.9%	86.3%	87.0%

* This is based on patients treated on this contract for their most recent course of treatment. Figures in italics indicate the base number of FP17s or Patient Questionnaire responses are less than 100. N/A is shown where the base number of responses is less than 10 during the period. % is calculated as Quantity/Base number*100

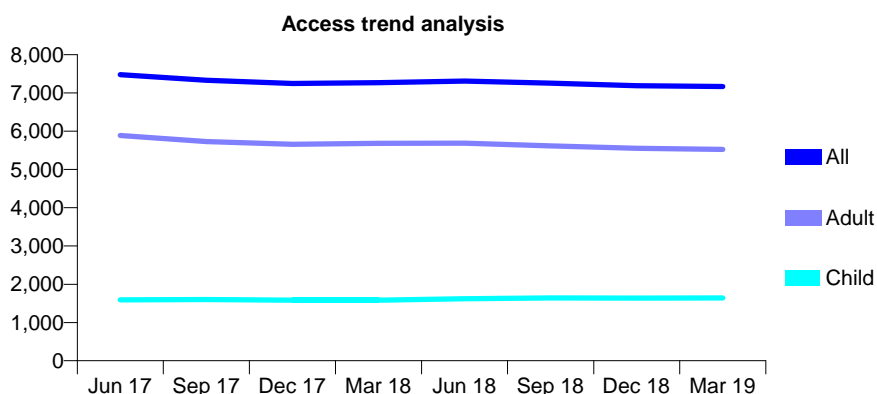
Q70 - Vital Signs At a Glance Contract Report for 128678/0001 - Year end March 2019

Name or company name	SCA Trafalgar Dental Services Ltd
Contract type name	GDS Contract
Purpose of contract	General
Contract start date	01/04/2009
Contract end date	

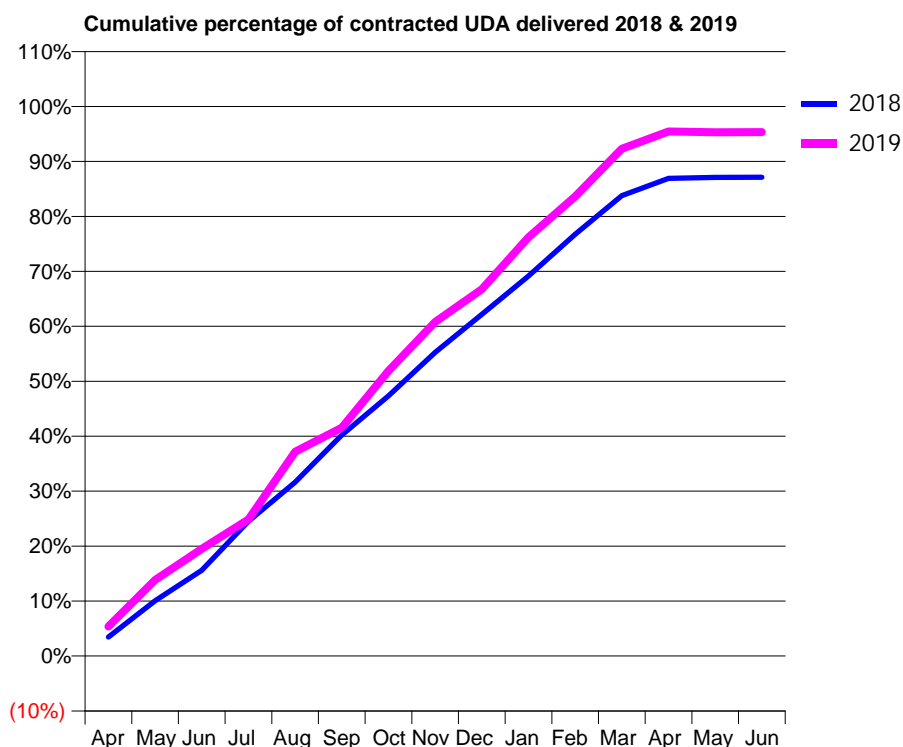
18/19 Contracted general activity (UDA)	21,352
Carry forward general activity (UDA)	0
18/19 Contracted orthodontic activity (UOA)	0
Carry forward orthodontic activity (UOA)	0
Baseline contract value	£560,168.11

ACCESS*

Patients seen in 24 months	Total	Change since previous quarter
Quarter ending March 2018	7,267	
Quarter ending June 2018	7,312	→
Quarter ending September 2018	7,255	→
Quarter ending December 2018	7,188	→
Quarter ending March 2019	7,169	→
Variance since March 2018	(1.3%)	↓



ACTIVITY



Month	Adjusted Scheduled Activity (UDA)	
	2018	2019
April	739	1,146
May	2,148	2,955
June	3,329	4,166
July	5,232	5,308
August	6,760	7,939
September	8,582	8,872
October	10,106	11,078
November	11,799	12,980
December	13,275	14,244
January	14,763	16,268
February	16,389	17,851
March	17,883	19,710
April	18,557	20,379
May	18,593	20,352
June	18,597	20,356

QUALITY

	Quantity	Base Number	Contract	AT	Region	England
% of FP17s for the same patient ID Re-attending within 3 months - Children	162	2,472	6.6%	9.7%	11.3%	11.8%
% of FP17s for the same patient ID Re-attending within 3 months - Adults	852	7,927	10.7%	14.0%	15.4%	15.7%
% of FP17s for the same patient ID Re-attending between 3 & 9 months - Children	1,310	2,472	53.0%	61.7%	61.3%	58.9%
% of FP17s for the same patient ID Re-attending between 3 & 9 months - Adults	4,155	7,927	52.4%	52.7%	52.1%	50.8%
% of FP17s for Band 1 Urgent Courses	2,158	10,355	20.8%	9.8%	9.5%	9.1%
% of FP17s Relating to Free Repair or Replacements	25	10,355	0.2%	0.6%	0.6%	0.8%
% of FP17s Relating to Continuations	28	10,355	0.3%	0.9%	0.8%	0.9%
% of Patients satisfied with the dentistry they have received	4	5	N/A	92.2%	92.4%	92.5%
% of Patients satisfied with the time they had to wait for an appointment	4	5	N/A	85.9%	86.3%	87.0%

* This is based on patients treated on this contract for their most recent course of treatment. Figures in italics indicate the base number of FP17s or Patient Questionnaire responses are less than 100. N/A is shown where the base number of responses is less than 10 during the period. % is calculated as Quantity/Base number*100

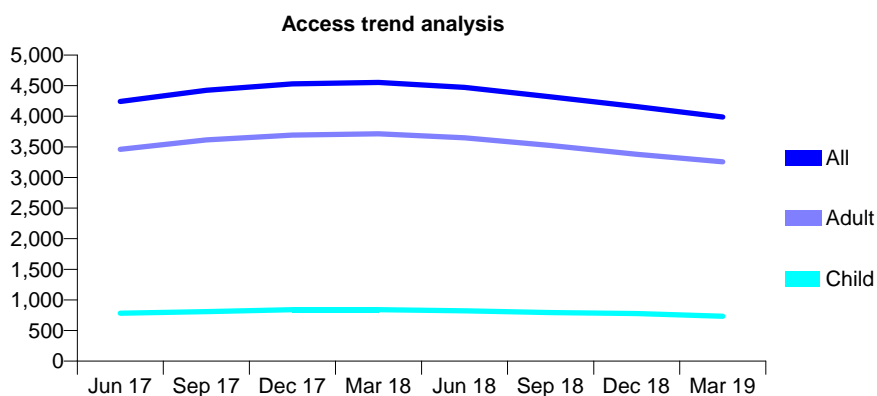
Q70 - Vital Signs At a Glance Contract Report for 128678/0002 - Year end March 2019

Name or company name	SCA Trafalgar Dental Services Ltd
Contract type name	GDS Contract
Purpose of contract	General
Contract start date	10/02/2013
Contract end date	

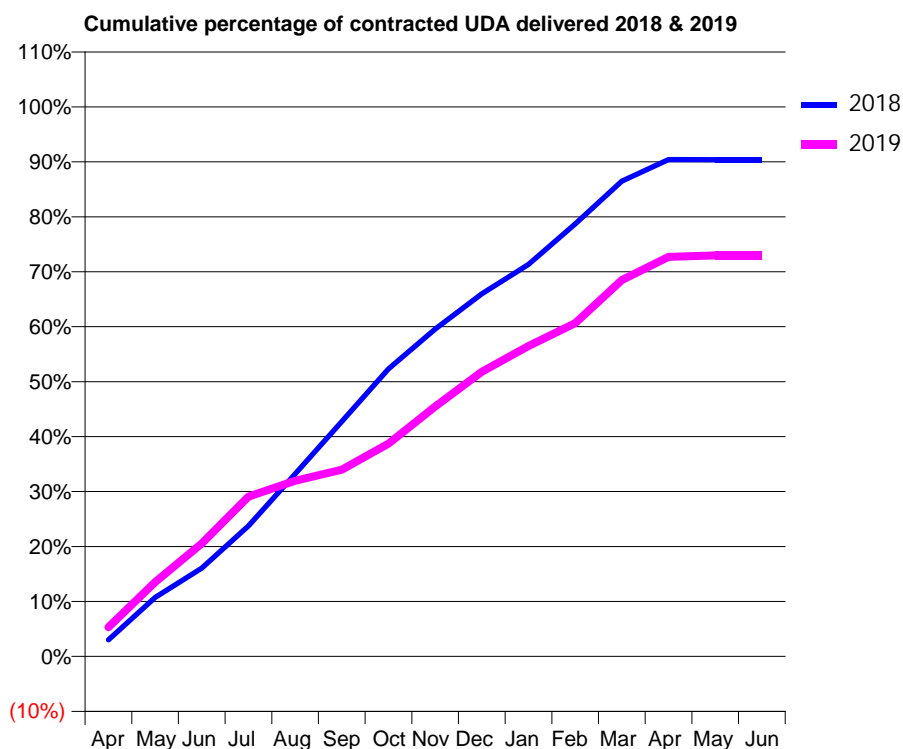
18/19 Contracted general activity (UDA)	10,570
Carry forward general activity (UDA)	0
18/19 Contracted orthodontic activity (UOA)	0
Carry forward orthodontic activity (UOA)	0
Baseline contract value	£324,753.64

ACCESS*

Patients seen in 24 months	Total	Change since previous quarter
Quarter ending March 2018	4,552	
Quarter ending June 2018	4,472	↓
Quarter ending September 2018	4,318	↓
Quarter ending December 2018	4,159	↓
Quarter ending March 2019	3,989	↓
Variance since March 2018	(12.4%)	↓



ACTIVITY



Month	Adjusted Scheduled Activity (UDA)	
	2018	2019
April	484	564
May	1,716	1,429
June	2,573	2,171
July	3,801	3,074
August	5,312	3,380
September	6,839	3,590
October	8,374	4,093
November	9,531	4,805
December	10,555	5,474
January	11,414	5,970
February	12,595	6,412
March	13,837	7,239
April	14,464	7,687
May	14,463	7,711
June	14,463	7,711

QUALITY

	Quantity	Base Number	Contract	AT	Region	England
% of FP17s for the same patient ID Re-attending within 3 months - Children	48	782	6.1%	9.7%	11.3%	11.8%
% of FP17s for the same patient ID Re-attending within 3 months - Adults	433	3,543	12.2%	14.0%	15.4%	15.7%
% of FP17s for the same patient ID Re-attending between 3 & 9 months - Children	453	782	57.9%	61.7%	61.3%	58.9%
% of FP17s for the same patient ID Re-attending between 3 & 9 months - Adults	2,074	3,543	58.5%	52.7%	52.1%	50.8%
% of FP17s for Band 1 Urgent Courses	540	4,207	12.8%	9.8%	9.5%	9.1%
% of FP17s Relating to Free Repair or Replacements	36	4,207	0.9%	0.6%	0.6%	0.8%
% of FP17s Relating to Continuations	28	4,207	0.7%	0.9%	0.8%	0.9%
% of Patients satisfied with the dentistry they have received	0	0	N/A	92.2%	92.4%	92.5%
% of Patients satisfied with the time they had to wait for an appointment	0	0	N/A	85.9%	86.3%	87.0%

* This is based on patients treated on this contract for their most recent course of treatment.

Figures in italics indicate the base number of FP17s or Patient Questionnaire responses are less than 100. N/A is shown where the base number of responses is less than 10 during the period. % is calculated as Quantity/Base number*100

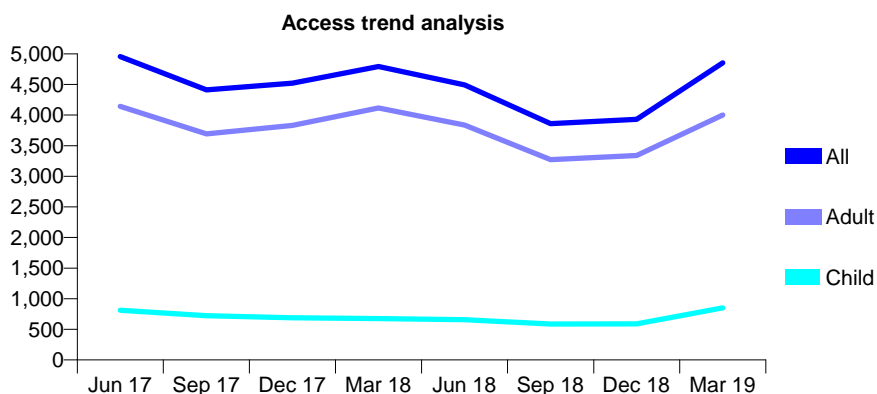
Q70 - Vital Signs At a Glance Contract Report for 129135/0001 - Year end March 2019

Name or company name	Mr M Rzepski & Mrs A Grycz-Rzepaska
Contract type name	GDS Contract
Purpose of contract	General
Contract start date	01/04/2006
Contract end date	

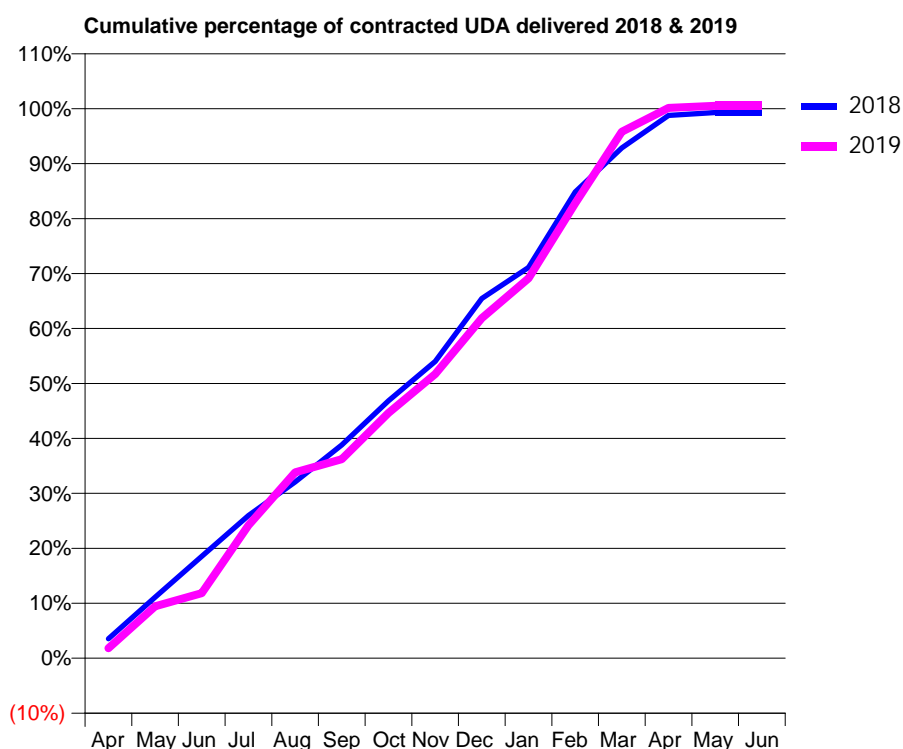
18/19 Contracted general activity (UDA)	13,416
Carry forward general activity (UDA)	102
18/19 Contracted orthodontic activity (UOA)	0
Carry forward orthodontic activity (UOA)	0
Baseline contract value	£282,231.40

ACCESS*

Patients seen in 24 months	Total	Change since previous quarter
Quarter ending March 2018	4,794	
Quarter ending June 2018	4,494	↓
Quarter ending September 2018	3,860	↓
Quarter ending December 2018	3,931	→
Quarter ending March 2019	4,852	↑
Variance since March 2018	1.2%	→



ACTIVITY



Month	2018	2019
April	508	246
May	1,589	1,267
June	2,654	1,587
July	3,718	3,244
August	4,593	4,539
September	5,558	4,861
October	6,708	5,988
November	7,732	6,935
December	9,370	8,302
January	10,177	9,274
February	12,149	11,106
March	13,295	12,851
April	14,137	13,433
May	14,214	13,483
June	14,214	13,483

QUALITY

	Quantity	Base Number	Contract	AT	Region	England
% of FP17s for the same patient ID Re-attending within 3 months - Children	75	1,251	6.0%	9.7%	11.3%	11.8%
% of FP17s for the same patient ID Re-attending within 3 months - Adults	813	6,440	12.6%	14.0%	15.4%	15.7%
% of FP17s for the same patient ID Re-attending between 3 & 9 months - Children	595	1,251	47.6%	61.7%	61.3%	58.9%
% of FP17s for the same patient ID Re-attending between 3 & 9 months - Adults	3,582	6,440	55.6%	52.7%	52.1%	50.8%
% of FP17s for Band 1 Urgent Courses	523	7,665	6.8%	9.8%	9.5%	9.1%
% of FP17s Relating to Free Repair or Replacements	37	7,665	0.5%	0.6%	0.6%	0.8%
% of FP17s Relating to Continuations	143	7,665	1.9%	0.9%	0.8%	0.9%
% of Patients satisfied with the dentistry they have received	1	1	N/A	92.2%	92.4%	92.5%
% of Patients satisfied with the time they had to wait for an appointment	1	1	N/A	85.9%	86.3%	87.0%

* This is based on patients treated on this contract for their most recent course of treatment.

Figures in italics indicate the base number of FP17s or Patient Questionnaire responses are less than 100. N/A is shown where the base number of responses is less than 10 during the period. % is calculated as Quantity/Base number*100

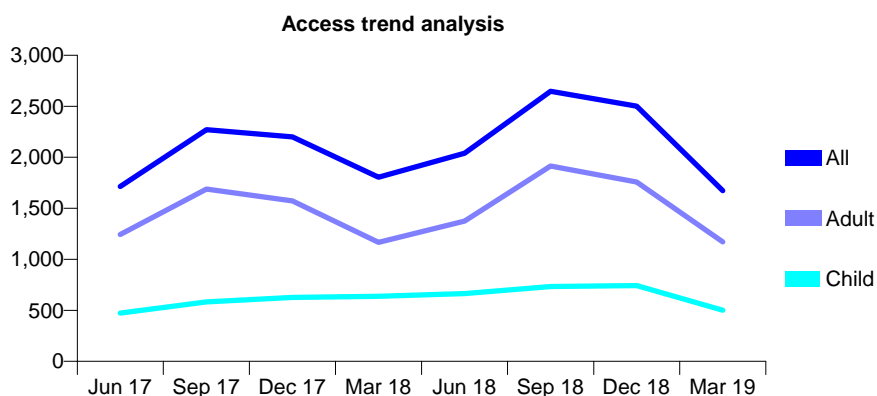
Q70 - Vital Signs At a Glance Contract Report for 129135/0002 - Year end March 2019

Name or company name	Mr M Rzepski & Mrs A Grycz-Rzepaska
Contract type name	PDS Plus Contract
Purpose of contract	General
Contract start date	01/12/2010
Contract end date	31/03/2019

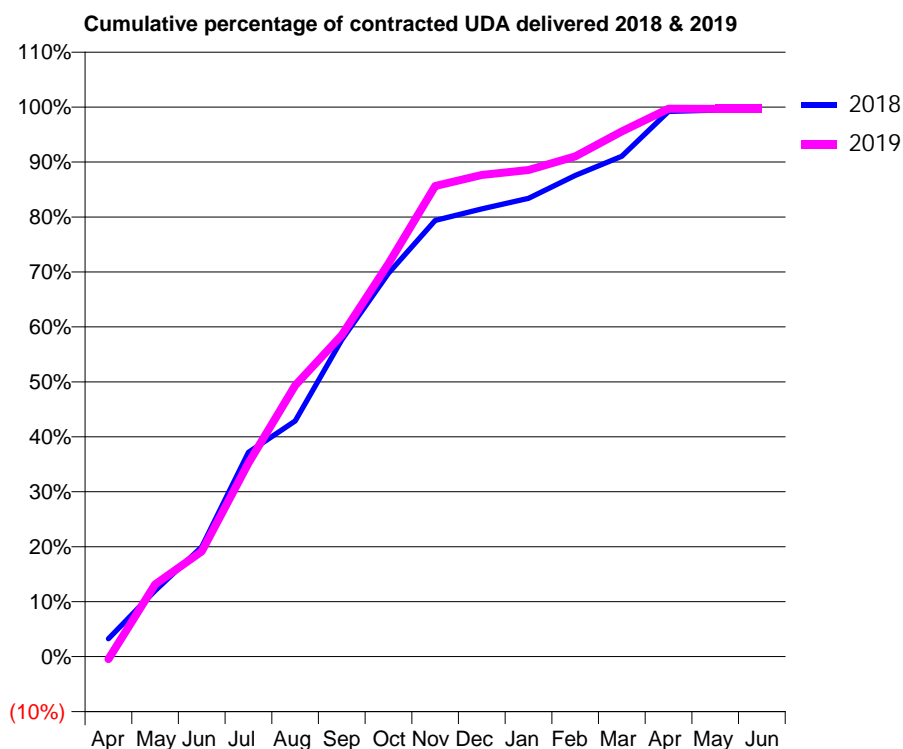
18/19 Contracted general activity (UDA)	6,000
Carry forward general activity (UDA)	34
18/19 Contracted orthodontic activity (UOA)	0
Carry forward orthodontic activity (UOA)	0
Baseline contract value	£102,171.93

ACCESS*

Patients seen in 24 months	Total	Change since previous quarter
Quarter ending March 2018	1,804	
Quarter ending June 2018	2,040	↑
Quarter ending September 2018	2,648	↑
Quarter ending December 2018	2,501	↓
Quarter ending March 2019	1,672	↓
Variance since March 2018	(7.3%)	↓



ACTIVITY



Month	Adjusted Scheduled Activity (UDA)	
	2018	2019
April	195	-28
May	721	789
June	1,198	1,150
July	2,231	2,113
August	2,574	2,960
September	3,458	3,509
October	4,185	4,290
November	4,762	5,138
December	4,889	5,259
January	5,003	5,312
February	5,254	5,461
March	5,464	5,734
April	5,953	5,982
May	5,967	5,980
June	5,966	5,980

QUALITY

	Quantity	Base Number	Contract	AT	Region	England
% of FP17s for the same patient ID Re-attending within 3 months - Children	43	941	4.6%	9.7%	11.3%	11.8%
% of FP17s for the same patient ID Re-attending within 3 months - Adults	214	2,822	7.6%	14.0%	15.4%	15.7%
% of FP17s for the same patient ID Re-attending between 3 & 9 months - Children	407	941	43.3%	61.7%	61.3%	58.9%
% of FP17s for the same patient ID Re-attending between 3 & 9 months - Adults	883	2,822	31.3%	52.7%	52.1%	50.8%
% of FP17s for Band 1 Urgent Courses	317	3,591	8.8%	9.8%	9.5%	9.1%
% of FP17s Relating to Free Repair or Replacements	8	3,591	0.2%	0.6%	0.6%	0.8%
% of FP17s Relating to Continuations	65	3,591	1.8%	0.9%	0.8%	0.9%
% of Patients satisfied with the dentistry they have received	0	0	N/A	92.2%	92.4%	92.5%
% of Patients satisfied with the time they had to wait for an appointment	0	0	N/A	85.9%	86.3%	87.0%

* This is based on patients treated on this contract for their most recent course of treatment. Figures in italics indicate the base number of FP17s or Patient Questionnaire responses are less than 100. N/A is shown where the base number of responses is less than 10 during the period. % is calculated as Quantity/Base number*100

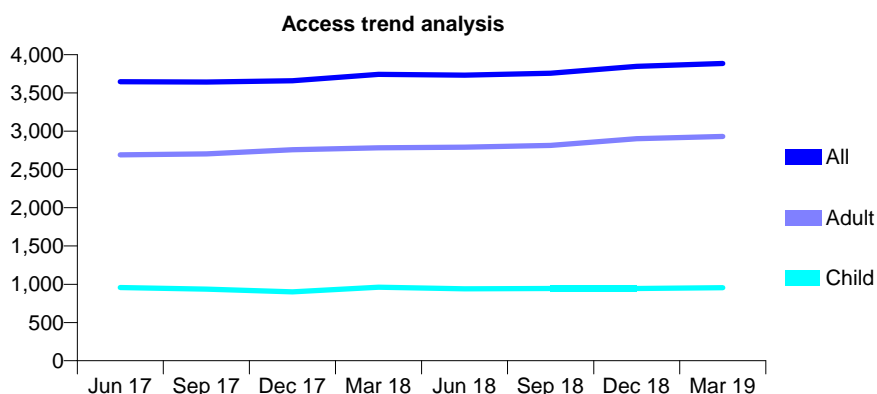
Q70 - Vital Signs At a Glance Contract Report for 129992/0008 - Year end March 2019

Name or company name	Somerset Partnership NHS Foundation Tru:
Contract type name	PDS Contract
Purpose of contract	General
Contract start date	01/04/2015
Contract end date	31/03/2020

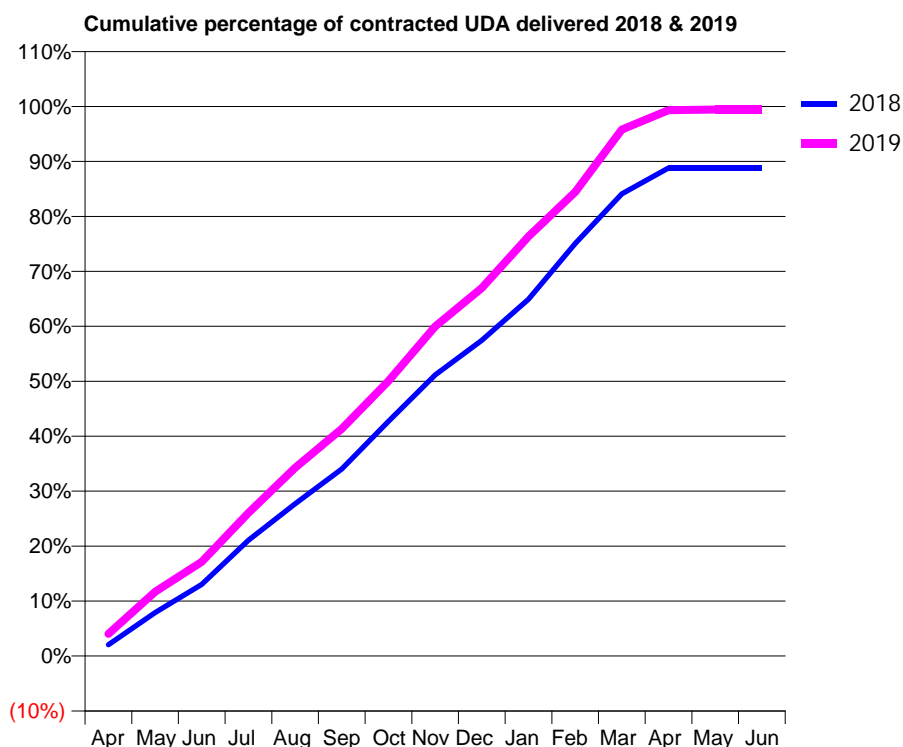
18/19 Contracted general activity (UDA)	9,333
Carry forward general activity (UDA)	0
18/19 Contracted orthodontic activity (UOA)	0
Carry forward orthodontic activity (UOA)	0
Baseline contract value	£1,818,086.35

ACCESS*

Patients seen in 24 months	Total	Change since previous quarter
Quarter ending March 2018	3,743	
Quarter ending June 2018	3,732	→
Quarter ending September 2018	3,757	→
Quarter ending December 2018	3,847	↑
Quarter ending March 2019	3,885	→
Variance since March 2018	3.8%	↑



ACTIVITY



Month	Adjusted Scheduled Activity (UDA)	
	2018	2019
April	191	378
May	737	1,093
June	1,216	1,600
July	1,967	2,430
August	2,588	3,199
September	3,175	3,859
October	3,987	4,671
November	4,776	5,598
December	5,362	6,249
January	6,059	7,125
February	7,005	7,880
March	7,850	8,940
April	8,289	9,269
May	8,289	9,280
June	8,289	9,281

QUALITY

	Quantity	Base Number	Contract	AT	Region	England
% of FP17s for the same patient ID Re-attending within 3 months - Children	107	1,548	6.9%	9.7%	11.3%	11.8%
% of FP17s for the same patient ID Re-attending within 3 months - Adults	392	3,712	10.6%	14.0%	15.4%	15.7%
% of FP17s for the same patient ID Re-attending between 3 & 9 months - Children	618	1,548	39.9%	61.7%	61.3%	58.9%
% of FP17s for the same patient ID Re-attending between 3 & 9 months - Adults	1,956	3,712	52.7%	52.7%	52.1%	50.8%
% of FP17s for Band 1 Urgent Courses	167	5,184	3.2%	9.8%	9.5%	9.1%
% of FP17s Relating to Free Repair or Replacements	16	5,184	0.3%	0.6%	0.6%	0.8%
% of FP17s Relating to Continuations	104	5,184	2.0%	0.9%	0.8%	0.9%
% of Patients satisfied with the dentistry they have received	1	1	N/A	92.2%	92.4%	92.5%
% of Patients satisfied with the time they had to wait for an appointment	1	1	N/A	85.9%	86.3%	87.0%

* This is based on patients treated on this contract for their most recent course of treatment.

Figures in italics indicate the base number of FP17s or Patient Questionnaire responses are less than 100. N/A is shown where the base number of responses is less than 10 during the period. % is calculated as Quantity/Base number*100

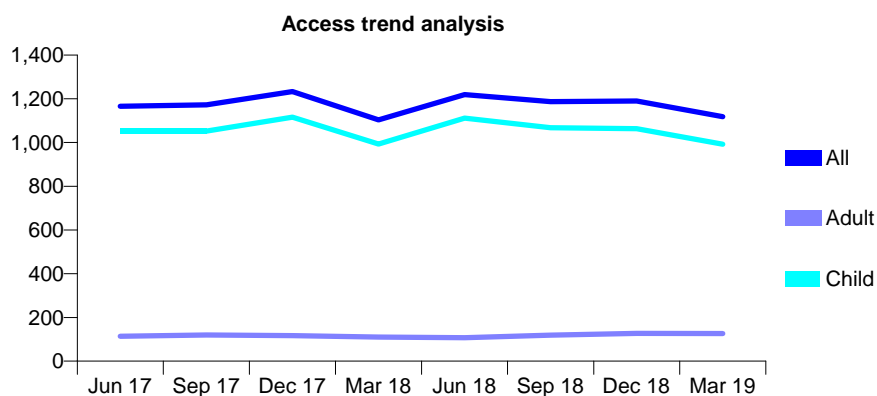
Q70 - Vital Signs At a Glance Contract Report for 129992/0009 - Year end March 2019

Name or company name	Somerset Partnership NHS Foundation Tru:
Contract type name	PDS Contract
Purpose of contract	General
Contract start date	01/04/2015
Contract end date	31/03/2020

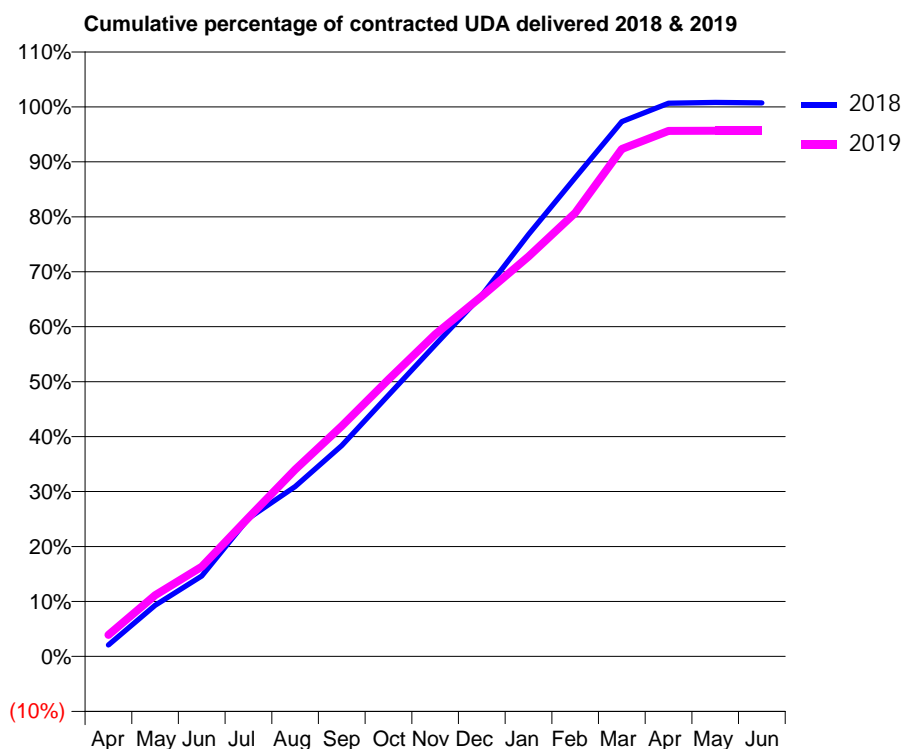
18/19 Contracted general activity (UDA)	4,666
Carry forward general activity (UDA)	0
18/19 Contracted orthodontic activity (UOA)	0
Carry forward orthodontic activity (UOA)	0
Baseline contract value	£400,916.37

ACCESS*

Patients seen in 24 months	Total	Change since previous quarter
Quarter ending March 2018	1,103	
Quarter ending June 2018	1,219	↑
Quarter ending September 2018	1,187	↓
Quarter ending December 2018	1,190	→
Quarter ending March 2019	1,118	↓
Variance since March 2018	1.4%	→



ACTIVITY



Month	2018	2019
April	98	183
May	434	520
June	683	761
July	1,173	1,177
August	1,443	1,587
September	1,791	1,956
October	2,218	2,351
November	2,645	2,735
December	3,067	3,057
January	3,582	3,395
February	4,065	3,766
March	4,541	4,307
April	4,698	4,462
May	4,703	4,463
June	4,700	4,463

QUALITY

	Quantity	Base Number	Contract	AT	Region	England
% of FP17s for the same patient ID Re-attending within 3 months - Children	93	1,713	5.4%	9.7%	11.3%	11.8%
% of FP17s for the same patient ID Re-attending within 3 months - Adults	3	135	2.2%	14.0%	15.4%	15.7%
% of FP17s for the same patient ID Re-attending between 3 & 9 months - Children	155	1,713	9.0%	61.7%	61.3%	58.9%
% of FP17s for the same patient ID Re-attending between 3 & 9 months - Adults	6	135	4.4%	52.7%	52.1%	50.8%
% of FP17s for Band 1 Urgent Courses	54	1,852	2.9%	9.8%	9.5%	9.1%
% of FP17s Relating to Free Repair or Replacements	2	1,852	0.1%	0.6%	0.6%	0.8%
% of FP17s Relating to Continuations	20	1,852	1.1%	0.9%	0.8%	0.9%
% of Patients satisfied with the dentistry they have received	0	0	N/A	92.2%	92.4%	92.5%
% of Patients satisfied with the time they had to wait for an appointment	0	0	N/A	85.9%	86.3%	87.0%

* This is based on patients treated on this contract for their most recent course of treatment. Figures in italics indicate the base number of FP17s or Patient Questionnaire responses are less than 100. N/A is shown where the base number of responses is less than 10 during the period. % is calculated as Quantity/Base number*100

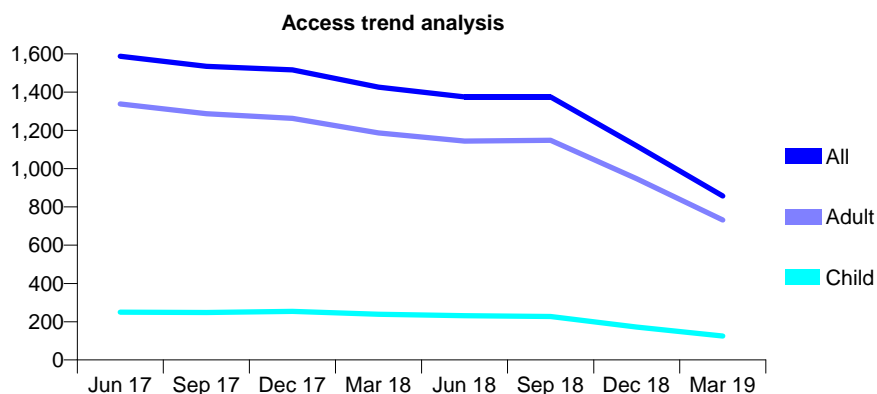
Q70 - Vital Signs At a Glance Contract Report for 129992/0010 - Year end March 2019

Name or company name	Somerset Partnership NHS Foundation Tru:
Contract type name	PDS Contract
Purpose of contract	General
Contract start date	01/04/2015
Contract end date	30/09/2018

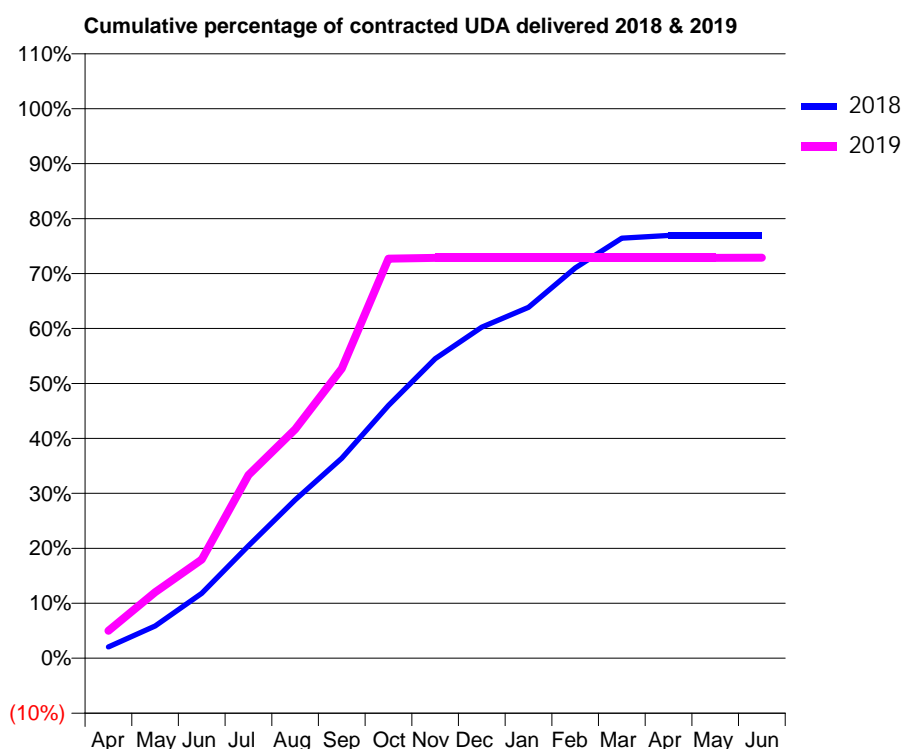
18/19 Contracted general activity (UDA)	2,333
Carry forward general activity (UDA)	0
18/19 Contracted orthodontic activity (UOA)	0
Carry forward orthodontic activity (UOA)	0
Baseline contract value	£339,152.57

ACCESS*

Patients seen in 24 months	Total	Change since previous quarter
Quarter ending March 2018	1,426	
Quarter ending June 2018	1,375	↓
Quarter ending September 2018	1,375	→
Quarter ending December 2018	1,119	↓
Quarter ending March 2019	857	↓
Variance since March 2018	(39.9%)	↓



ACTIVITY



Month	2018	2019
April	96	116
May	275	280
June	551	419
July	955	777
August	1,345	972
September	1,698	1,230
October	2,146	1,696
November	2,543	1,699
December	2,811	1,699
January	2,980	1,699
February	3,313	1,699
March	3,566	1,699
April	3,590	1,699
May	3,590	1,699
June	3,590	1,700

QUALITY

	Quantity	Base Number	Contract	AT	Region	England
% of FP17s for the same patient ID Re-attending within 3 months - Children	8	147	5.4%	9.7%	11.3%	11.8%
% of FP17s for the same patient ID Re-attending within 3 months - Adults	39	485	8.0%	14.0%	15.4%	15.7%
% of FP17s for the same patient ID Re-attending between 3 & 9 months - Children	40	147	27.2%	61.7%	61.3%	58.9%
% of FP17s for the same patient ID Re-attending between 3 & 9 months - Adults	103	485	21.2%	52.7%	52.1%	50.8%
% of FP17s for Band 1 Urgent Courses	39	623	6.3%	9.8%	9.5%	9.1%
% of FP17s Relating to Free Repair or Replacements	4	623	0.6%	0.6%	0.6%	0.8%
% of FP17s Relating to Continuations	4	623	0.6%	0.9%	0.8%	0.9%
% of Patients satisfied with the dentistry they have received	0	0	N/A	92.2%	92.4%	92.5%
% of Patients satisfied with the time they had to wait for an appointment	0	0	N/A	85.9%	86.3%	87.0%

* This is based on patients treated on this contract for their most recent course of treatment.

Figures in italics indicate the base number of FP17s or Patient Questionnaire responses are less than 100. N/A is shown where the base number of responses is less than 10 during the period. % is calculated as Quantity/Base number*100

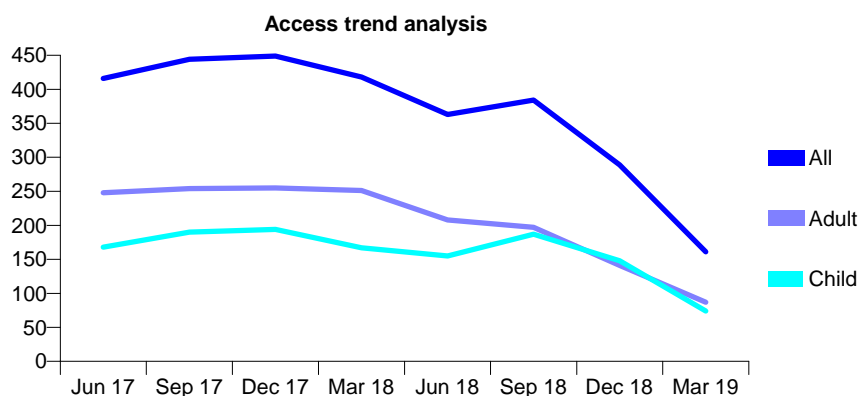
Q70 - Vital Signs At a Glance Contract Report for 129992/0011 - Year end March 2019

Name or company name	Somerset Partnership NHS Foundation Tru:
Contract type name	PDS Contract
Purpose of contract	General
Contract start date	01/04/2015
Contract end date	30/09/2018

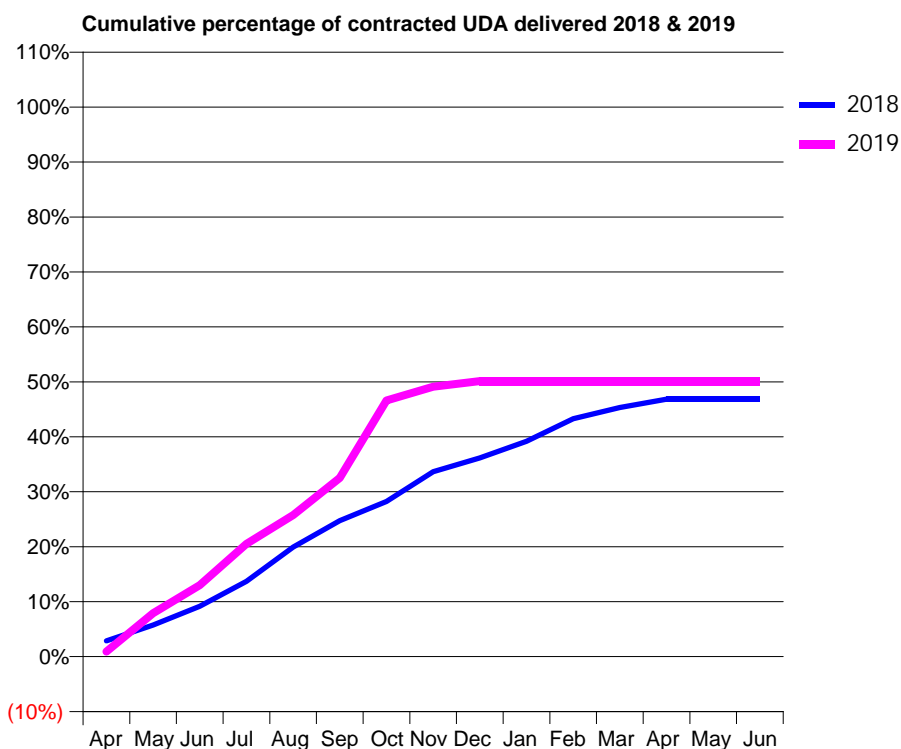
18/19 Contracted general activity (UDA)	1,167
Carry forward general activity (UDA)	0
18/19 Contracted orthodontic activity (UOA)	0
Carry forward orthodontic activity (UOA)	0
Baseline contract value	£96,061.44

ACCESS*

Patients seen in 24 months	Total	Change since previous quarter
Quarter ending March 2018	418	
Quarter ending June 2018	363	↓
Quarter ending September 2018	384	↑
Quarter ending December 2018	289	↓
Quarter ending March 2019	161	↓
Variance since March 2018	(61.5%)	↓



ACTIVITY



Month	Adjusted Scheduled Activity (UDA)	
	2018	2019
April	67	11
May	134	92
June	214	152
July	320	239
August	465	301
September	577	380
October	659	544
November	785	573
December	844	585
January	914	585
February	1,010	585
March	1,058	585
April	1,093	585
May	1,093	585
June	1,093	585

QUALITY

	Quantity	Base Number	Contract	AT	Region	England
% of FP17s for the same patient ID Re-attending within 3 months - Children	0	154	0.0%	9.7%	11.3%	11.8%
% of FP17s for the same patient ID Re-attending within 3 months - Adults	0	84	0.0%	14.0%	15.4%	15.7%
% of FP17s for the same patient ID Re-attending between 3 & 9 months - Children	1	154	0.6%	61.7%	61.3%	58.9%
% of FP17s for the same patient ID Re-attending between 3 & 9 months - Adults	1	84	1.2%	52.7%	52.1%	50.8%
% of FP17s for Band 1 Urgent Courses	15	221	6.8%	9.8%	9.5%	9.1%
% of FP17s Relating to Free Repair or Replacements	0	221	0.0%	0.6%	0.6%	0.8%
% of FP17s Relating to Continuations	0	221	0.0%	0.9%	0.8%	0.9%
% of Patients satisfied with the dentistry they have received	0	0	N/A	92.2%	92.4%	92.5%
% of Patients satisfied with the time they had to wait for an appointment	0	0	N/A	85.9%	86.3%	87.0%

* This is based on patients treated on this contract for their most recent course of treatment. Figures in italics indicate the base number of FP17s or Patient Questionnaire responses are less than 100. N/A is shown where the base number of responses is less than 10 during the period. % is calculated as Quantity/Base number*100

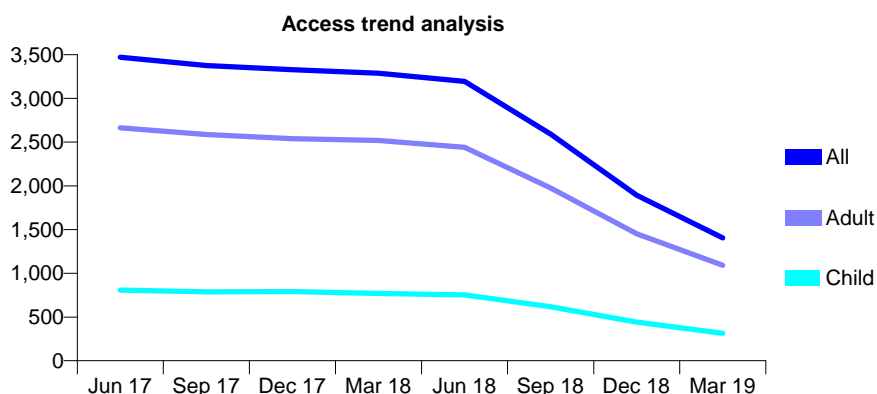
Q70 - Vital Signs At a Glance Contract Report for 129992/0012 - Year end March 2019

Name or company name	Somerset Partnership NHS Foundation Tru
Contract type name	PDS Contract
Purpose of contract	General
Contract start date	01/04/2015
Contract end date	30/09/2018

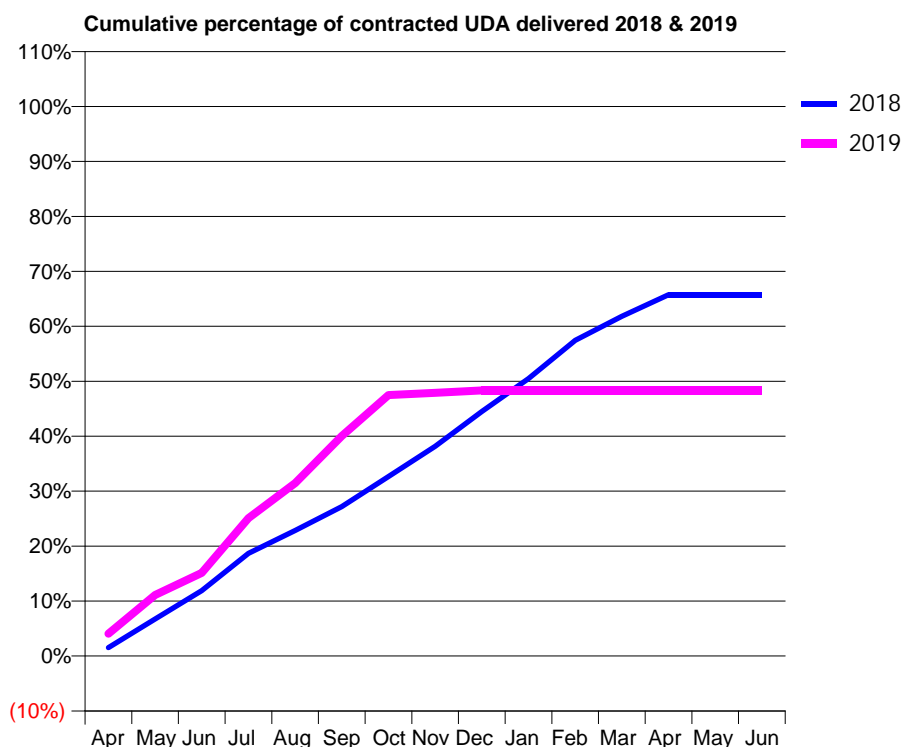
18/19 Contracted general activity (UDA)	5,250
Carry forward general activity (UDA)	0
18/19 Contracted orthodontic activity (UOA)	0
Carry forward orthodontic activity (UOA)	0
Baseline contract value	£135,921.22

ACCESS*

Patients seen in 24 months	Total	Change since previous quarter
Quarter ending March 2018	3,288	
Quarter ending June 2018	3,194	↓
Quarter ending September 2018	2,592	↓
Quarter ending December 2018	1,894	↓
Quarter ending March 2019	1,405	↓
Variance since March 2018	(57.3%)	↓



ACTIVITY



Month	Adjusted Scheduled Activity (UDA)	
	2018	2019
April	163	213
May	707	585
June	1,250	794
July	1,962	1,317
August	2,400	1,652
September	2,855	2,101
October	3,430	2,493
November	4,007	2,514
December	4,672	2,537
January	5,300	2,537
February	6,032	2,537
March	6,490	2,537
April	6,904	2,537
May	6,904	2,537
June	6,904	2,537

QUALITY

	Quantity	Base Number	Contract	AT	Region	England
% of FP17s for the same patient ID Re-attending within 3 months - Children	17	237	7.2%	9.7%	11.3%	11.8%
% of FP17s for the same patient ID Re-attending within 3 months - Adults	110	929	11.8%	14.0%	15.4%	15.7%
% of FP17s for the same patient ID Re-attending between 3 & 9 months - Children	53	237	22.4%	61.7%	61.3%	58.9%
% of FP17s for the same patient ID Re-attending between 3 & 9 months - Adults	271	929	29.2%	52.7%	52.1%	50.8%
% of FP17s for Band 1 Urgent Courses	126	1,029	12.2%	9.8%	9.5%	9.1%
% of FP17s Relating to Free Repair or Replacements	10	1,029	1.0%	0.6%	0.6%	0.8%
% of FP17s Relating to Continuations	13	1,029	1.3%	0.9%	0.8%	0.9%
% of Patients satisfied with the dentistry they have received	0	0	N/A	92.2%	92.4%	92.5%
% of Patients satisfied with the time they had to wait for an appointment	0	0	N/A	85.9%	86.3%	87.0%

* This is based on patients treated on this contract for their most recent course of treatment. Figures in italics indicate the base number of FP17s or Patient Questionnaire responses are less than 100. N/A is shown where the base number of responses is less than 10 during the period. % is calculated as Quantity/Base number*100

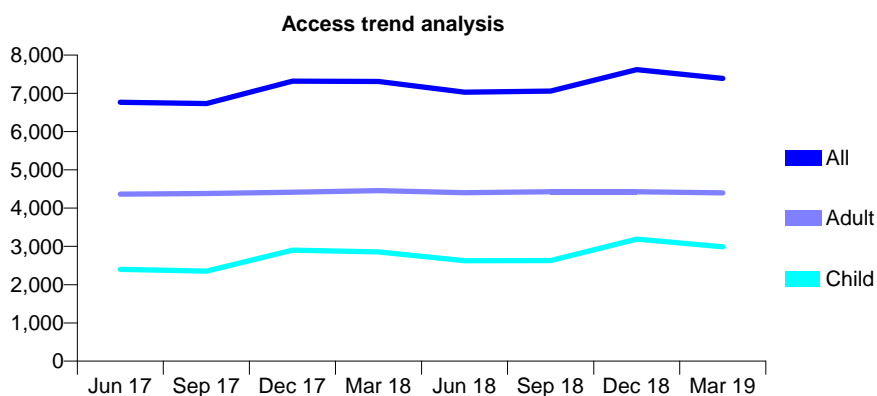
Q70 - Vital Signs At a Glance Contract Report for 130400/0001 - Year end March 2019

Name or company name	M & A Dentmet Ltd
Contract type name	GDS Contract
Purpose of contract	General
Contract start date	01/09/2009
Contract end date	

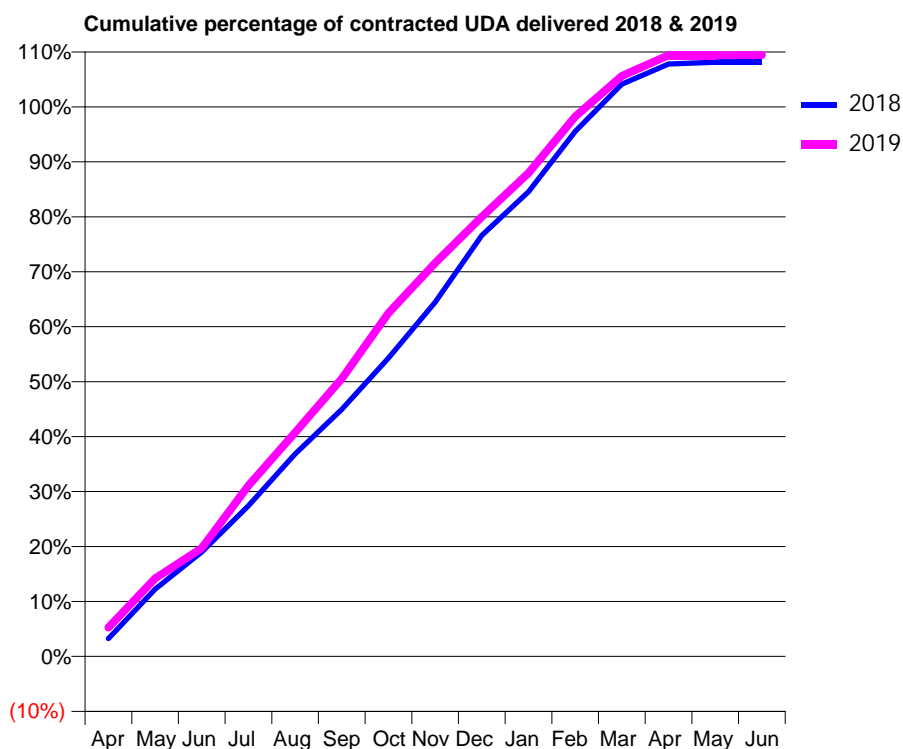
18/19 Contracted general activity (UDA)	13,601
Carry forward general activity (UDA)	0
18/19 Contracted orthodontic activity (UOA)	0
Carry forward orthodontic activity (UOA)	0
Baseline contract value	£356,885.42

ACCESS*

Patients seen in 24 months	Total	Change since previous quarter
Quarter ending March 2018	7,310	
Quarter ending June 2018	7,028	↓
Quarter ending September 2018	7,057	→
Quarter ending December 2018	7,619	↑
Quarter ending March 2019	7,388	↓
Variance since March 2018	1.1%	→



ACTIVITY



Month	Adjusted Scheduled Activity (UDA)	
	2018	2019
April	442	715
May	1,665	1,931
June	2,585	2,679
July	3,726	4,229
August	5,013	5,543
September	6,115	6,872
October	7,386	8,499
November	8,766	9,739
December	10,418	10,881
January	11,501	11,962
February	12,992	13,364
March	14,160	14,363
April	14,661	14,876
May	14,705	14,881
June	14,705	14,885

QUALITY

	Quantity	Base Number	Contract	AT	Region	England
% of FP17s for the same patient ID Re-attending within 3 months - Children	162	3,791	4.3%	9.7%	11.3%	11.8%
% of FP17s for the same patient ID Re-attending within 3 months - Adults	520	5,470	9.5%	14.0%	15.4%	15.7%
% of FP17s for the same patient ID Re-attending between 3 & 9 months - Children	1,485	3,791	39.2%	61.7%	61.3%	58.9%
% of FP17s for the same patient ID Re-attending between 3 & 9 months - Adults	3,192	5,470	58.4%	52.7%	52.1%	50.8%
% of FP17s for Band 1 Urgent Courses	535	9,221	5.8%	9.8%	9.5%	9.1%
% of FP17s Relating to Free Repair or Replacements	22	9,221	0.2%	0.6%	0.6%	0.8%
% of FP17s Relating to Continuations	6	9,221	0.1%	0.9%	0.8%	0.9%
% of Patients satisfied with the dentistry they have received	4	4	N/A	92.2%	92.4%	92.5%
% of Patients satisfied with the time they had to wait for an appointment	4	4	N/A	85.9%	86.3%	87.0%

* This is based on patients treated on this contract for their most recent course of treatment. Figures in italics indicate the base number of FP17s or Patient Questionnaire responses are less than 100. N/A is shown where the base number of responses is less than 10 during the period. % is calculated as Quantity/Base number*100

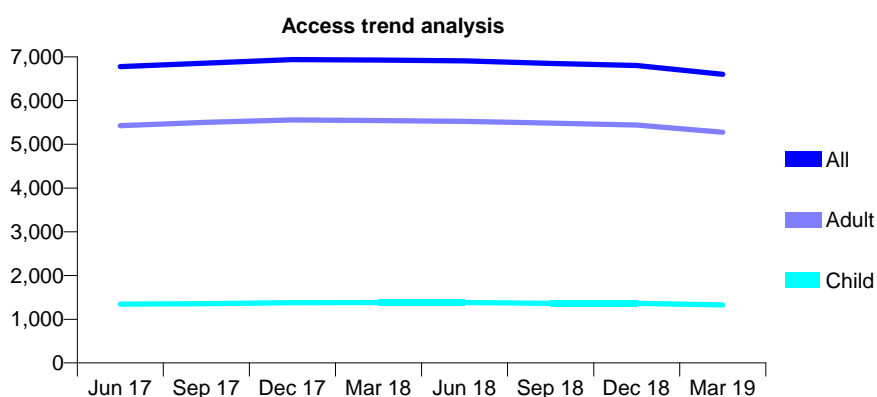
Q70 - Vital Signs At a Glance Contract Report for 130931/0001 - Year end March 2019

Name or company name	Palmerston Precinct Practice Limited
Contract type name	GDS Contract
Purpose of contract	General
Contract start date	01/04/2008
Contract end date	

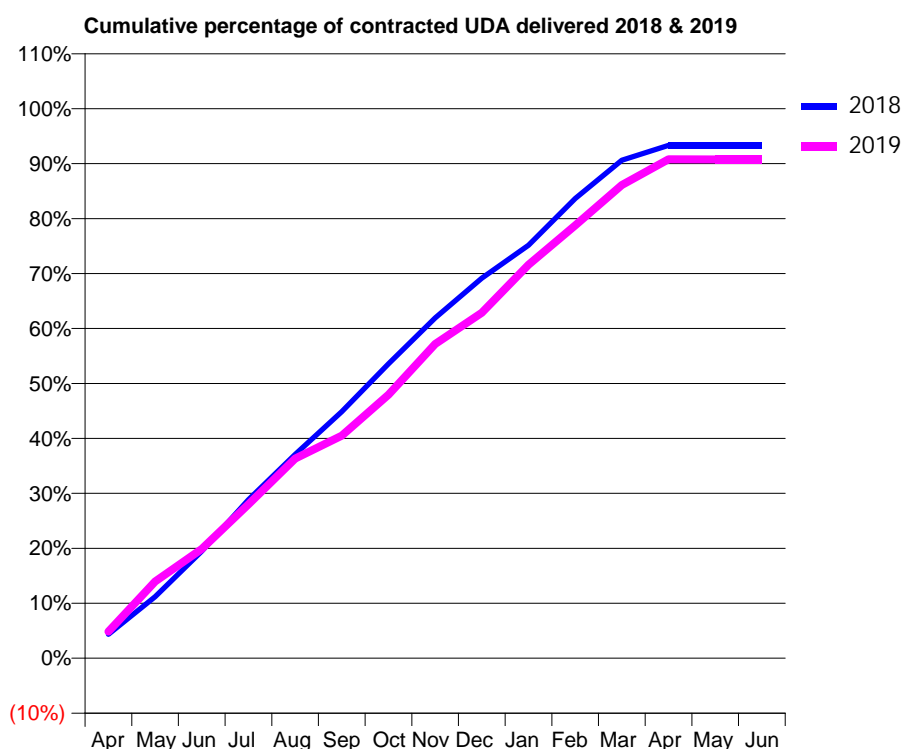
18/19 Contracted general activity (UDA)	18,393
Carry forward general activity (UDA)	0
18/19 Contracted orthodontic activity (UOA)	0
Carry forward orthodontic activity (UOA)	0
Baseline contract value	£448,142.97

ACCESS*

Patients seen in 24 months	Total	Change since previous quarter
Quarter ending March 2018	6,928	
Quarter ending June 2018	6,906	→
Quarter ending September 2018	6,849	→
Quarter ending December 2018	6,804	→
Quarter ending March 2019	6,603	↓
Variance since March 2018	(4.7%)	↓



ACTIVITY



Month	2018	2019
April	877	893
May	2,252	2,570
June	3,912	3,660
July	5,798	5,149
August	7,457	6,685
September	9,015	7,447
October	10,767	8,820
November	12,448	10,518
December	13,901	11,562
January	15,103	13,169
February	16,818	14,485
March	18,214	15,837
April	18,758	16,700
May	18,757	16,695
June	18,757	16,695

QUALITY

	Quantity	Base Number	Contract	AT	Region	England
% of FP17s for the same patient ID Re-attending within 3 months - Children	97	1,837	5.3%	9.7%	11.3%	11.8%
% of FP17s for the same patient ID Re-attending within 3 months - Adults	560	6,207	9.0%	14.0%	15.4%	15.7%
% of FP17s for the same patient ID Re-attending between 3 & 9 months - Children	1,063	1,837	57.9%	61.7%	61.3%	58.9%
% of FP17s for the same patient ID Re-attending between 3 & 9 months - Adults	3,003	6,207	48.4%	52.7%	52.1%	50.8%
% of FP17s for Band 1 Urgent Courses	434	8,254	5.3%	9.8%	9.5%	9.1%
% of FP17s Relating to Free Repair or Replacements	51	8,254	0.6%	0.6%	0.6%	0.8%
% of FP17s Relating to Continuations	109	8,254	1.3%	0.9%	0.8%	0.9%
% of Patients satisfied with the dentistry they have received	1	1	N/A	92.2%	92.4%	92.5%
% of Patients satisfied with the time they had to wait for an appointment	0	1	N/A	85.9%	86.3%	87.0%

* This is based on patients treated on this contract for their most recent course of treatment. Figures in italics indicate the base number of FP17s or Patient Questionnaire responses are less than 100. N/A is shown where the base number of responses is less than 10 during the period. % is calculated as Quantity/Base number*100

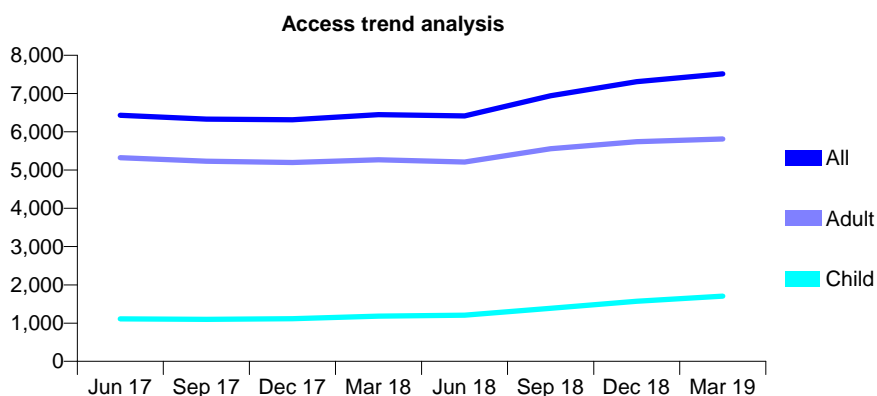
Q70 - Vital Signs At a Glance Contract Report for 131024/0001 - Year end March 2019

Name or company name	Dr NF Portelli & Dr RO Smallwood
Contract type name	GDS Contract
Purpose of contract	General
Contract start date	01/12/2012
Contract end date	

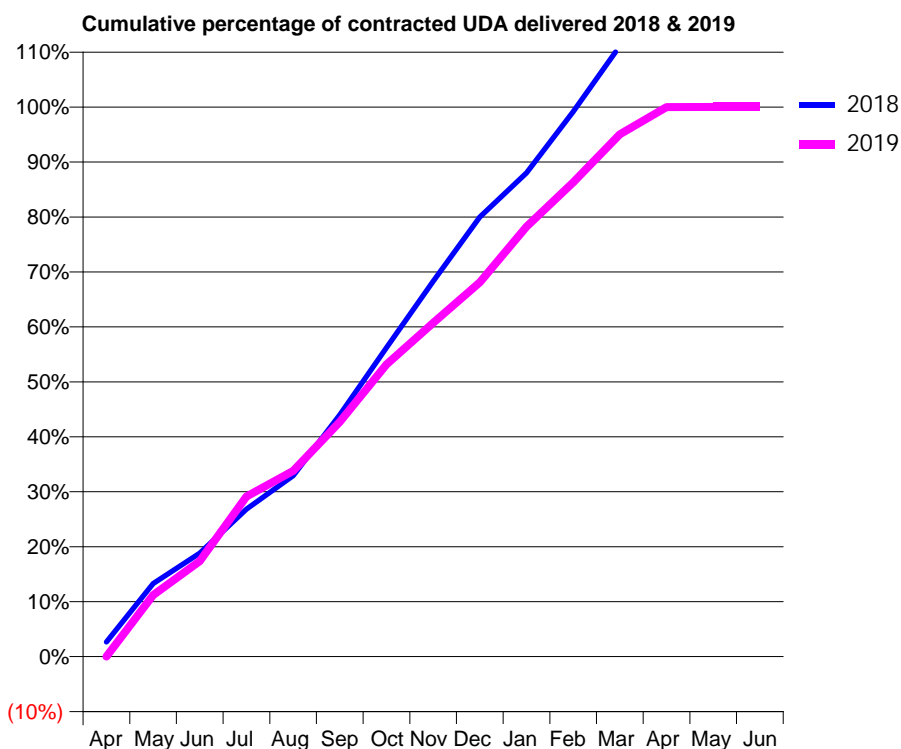
18/19 Contracted general activity (UDA)	21,997
Carry forward general activity (UDA)	0
18/19 Contracted orthodontic activity (UOA)	0
Carry forward orthodontic activity (UOA)	0
Baseline contract value	£538,038.27

ACCESS*

Patients seen in 24 months	Total	Change since previous quarter
Quarter ending March 2018	6,448	
Quarter ending June 2018	6,416	→
Quarter ending September 2018	6,942	↑
Quarter ending December 2018	7,313	↑
Quarter ending March 2019	7,515	↑
Variance since March 2018	16.5%	↑



ACTIVITY



Month	Adjusted Scheduled Activity (UDA)	
	2018	2019
April	449	0
May	2,213	2,461
June	3,139	3,824
July	4,474	6,407
August	5,486	7,432
September	7,328	9,393
October	9,370	11,691
November	11,383	13,359
December	13,326	14,981
January	14,671	17,206
February	16,526	18,983
March	18,517	20,905
April	19,263	21,995
May	19,339	21,998
June	19,353	22,001

QUALITY

	Quantity	Base Number	Contract	AT	Region	England
% of FP17s for the same patient ID Re-attending within 3 months - Children	207	2,840	7.3%	9.7%	11.3%	11.8%
% of FP17s for the same patient ID Re-attending within 3 months - Adults	1,128	9,969	11.3%	14.0%	15.4%	15.7%
% of FP17s for the same patient ID Re-attending between 3 & 9 months - Children	1,699	2,840	59.8%	61.7%	61.3%	58.9%
% of FP17s for the same patient ID Re-attending between 3 & 9 months - Adults	6,796	9,969	68.2%	52.7%	52.1%	50.8%
% of FP17s for Band 1 Urgent Courses	863	12,954	6.7%	9.8%	9.5%	9.1%
% of FP17s Relating to Free Repair or Replacements	61	12,954	0.5%	0.6%	0.6%	0.8%
% of FP17s Relating to Continuations	71	12,954	0.5%	0.9%	0.8%	0.9%
% of Patients satisfied with the dentistry they have received	4	4	N/A	92.2%	92.4%	92.5%
% of Patients satisfied with the time they had to wait for an appointment	4	4	N/A	85.9%	86.3%	87.0%

* This is based on patients treated on this contract for their most recent course of treatment. Figures in italics indicate the base number of FP17s or Patient Questionnaire responses are less than 100. N/A is shown where the base number of responses is less than 10 during the period. % is calculated as Quantity/Base number*100

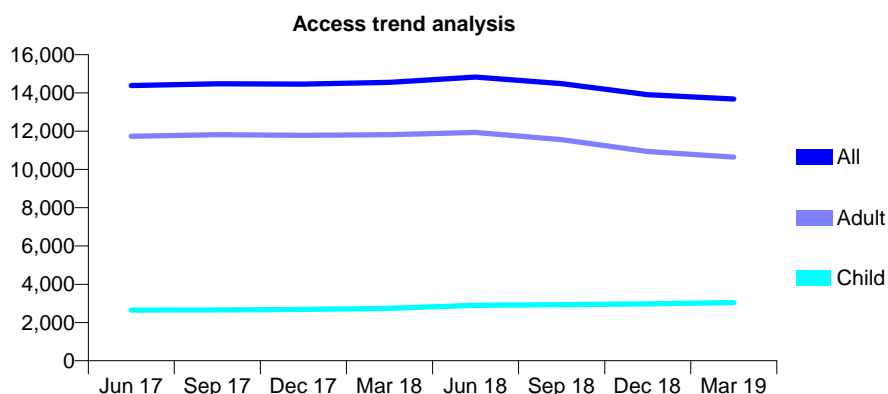
Q70 - Vital Signs At a Glance Contract Report for 132063/0001 - Year end March 2019

Name or company name	DR A Brogan
Contract type name	GDS Contract
Purpose of contract	General
Contract start date	01/04/2011
Contract end date	

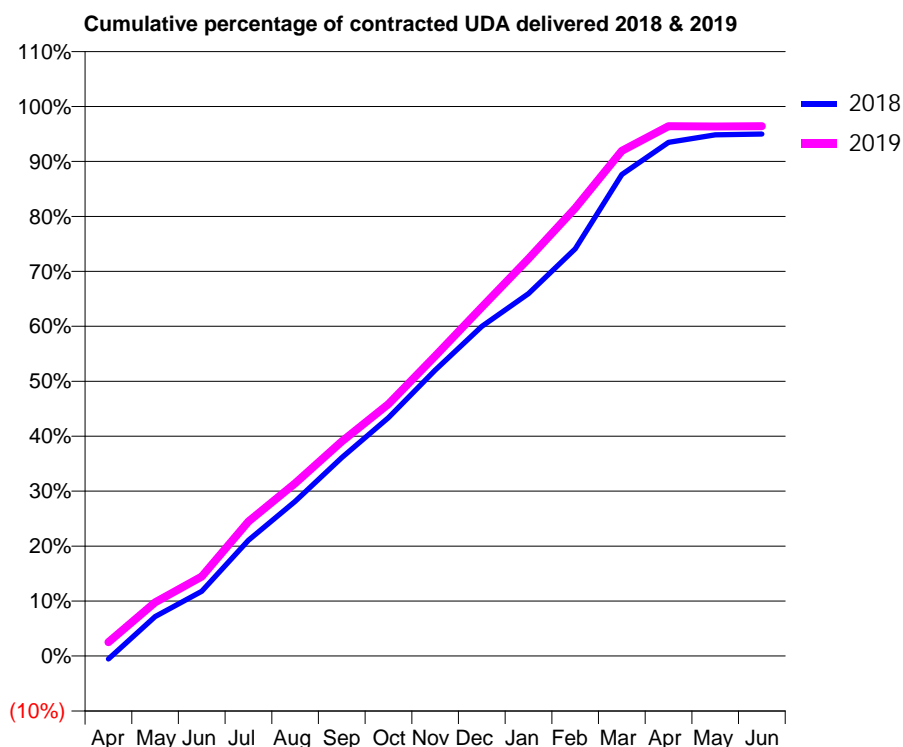
18/19 Contracted general activity (UDA)	38,250
Carry forward general activity (UDA)	0
18/19 Contracted orthodontic activity (UOA)	0
Carry forward orthodontic activity (UOA)	0
Baseline contract value	£1,147,716.22

ACCESS*

Patients seen in 24 months	Total	Change since previous quarter
Quarter ending March 2018	14,556	
Quarter ending June 2018	14,827	→
Quarter ending September 2018	14,485	↓
Quarter ending December 2018	13,915	↓
Quarter ending March 2019	13,683	↓
Variance since March 2018	(6.0%)	↓



ACTIVITY



Month	Adjusted Scheduled Activity (UDA)	
	2018	2019
April	-210	964
May	2,749	3,734
June	4,506	5,524
July	8,065	9,360
August	10,760	12,028
September	13,805	14,930
October	16,588	17,535
November	19,908	20,884
December	22,941	24,278
January	25,228	27,655
February	28,342	31,170
March	33,510	35,169
April	35,752	36,878
May	36,280	36,856
June	36,335	36,871

QUALITY

	Quantity	Base Number	Contract	AT	Region	England
% of FP17s for the same patient ID Re-attending within 3 months - Children	253	4,743	5.3%	9.7%	11.3%	11.8%
% of FP17s for the same patient ID Re-attending within 3 months - Adults	1,815	15,376	11.8%	14.0%	15.4%	15.7%
% of FP17s for the same patient ID Re-attending between 3 & 9 months - Children	2,843	4,743	59.9%	61.7%	61.3%	58.9%
% of FP17s for the same patient ID Re-attending between 3 & 9 months - Adults	8,791	15,376	57.2%	52.7%	52.1%	50.8%
% of FP17s for Band 1 Urgent Courses	1,541	19,801	7.8%	9.8%	9.5%	9.1%
% of FP17s Relating to Free Repair or Replacements	111	19,801	0.6%	0.6%	0.6%	0.8%
% of FP17s Relating to Continuations	124	19,801	0.6%	0.9%	0.8%	0.9%
% of Patients satisfied with the dentistry they have received	6	8	N/A	92.2%	92.4%	92.5%
% of Patients satisfied with the time they had to wait for an appointment	6	8	N/A	85.9%	86.3%	87.0%

* This is based on patients treated on this contract for their most recent course of treatment. Figures in italics indicate the base number of FP17s or Patient Questionnaire responses are less than 100. N/A is shown where the base number of responses is less than 10 during the period. % is calculated as Quantity/Base number*100

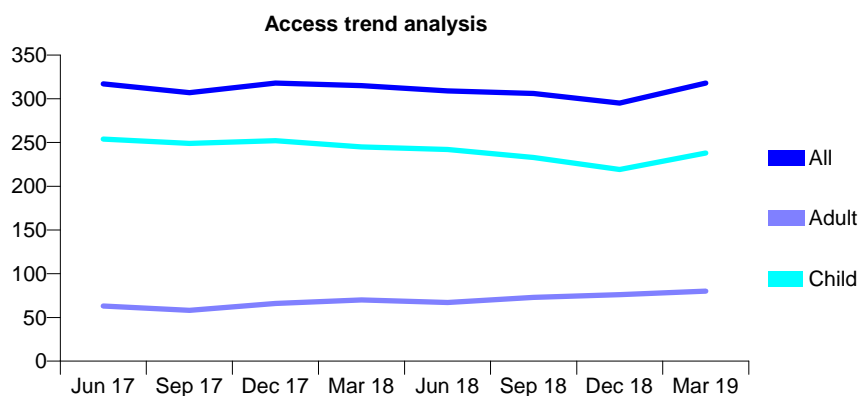
Q70 - Vital Signs At a Glance Contract Report for 133183/0001 - Year end March 2019

Name or company name	Heath Dental Suite
Contract type name	GDS Contract
Purpose of contract	General
Contract start date	01/09/2012
Contract end date	

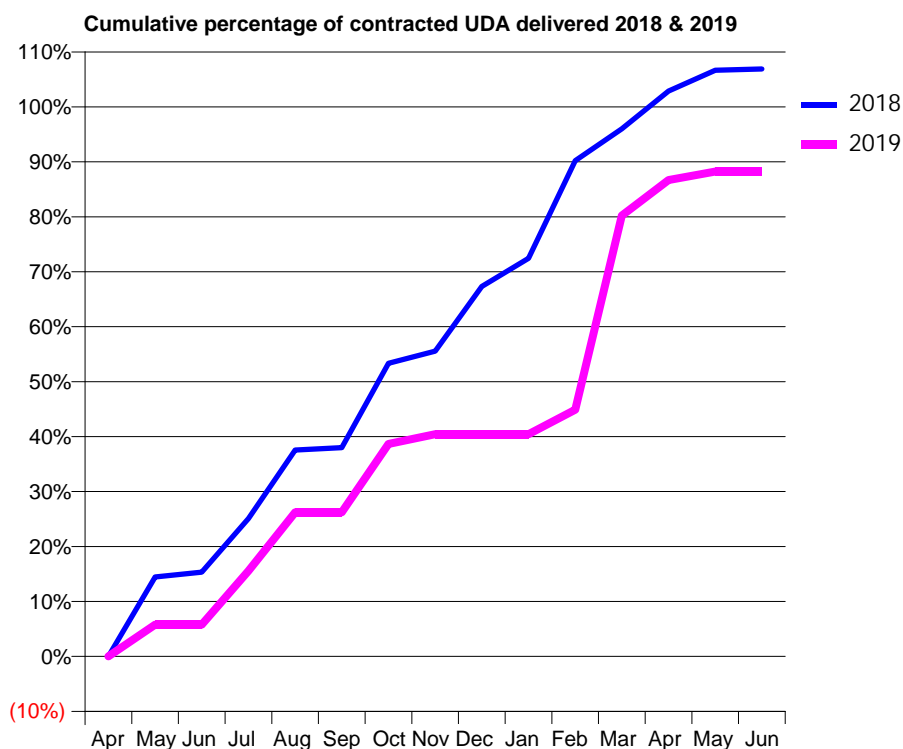
18/19 Contracted general activity (UDA)	450
Carry forward general activity (UDA)	0
18/19 Contracted orthodontic activity (UOA)	0
Carry forward orthodontic activity (UOA)	0
Baseline contract value	£11,326.08

ACCESS*

Patients seen in 24 months	Total	Change since previous quarter
Quarter ending March 2018	315	
Quarter ending June 2018	309	↓
Quarter ending September 2018	306	→
Quarter ending December 2018	295	↓
Quarter ending March 2019	318	↑
Variance since March 2018	1.0%	→



ACTIVITY



Month	Adjusted Scheduled Activity (UDA)	
	2018	2019
April	0	0
May	65	26
June	69	26
July	113	70
August	169	118
September	171	118
October	240	174
November	250	182
December	303	182
January	326	182
February	406	202
March	432	361
April	463	390
May	480	397
June	481	397

QUALITY

	Quantity	Base Number	Contract	AT	Region	England
% of FP17s for the same patient ID Re-attending within 3 months - Children	6	299	2.0%	9.7%	11.3%	11.8%
% of FP17s for the same patient ID Re-attending within 3 months - Adults	1	40	2.5%	14.0%	15.4%	15.7%
% of FP17s for the same patient ID Re-attending between 3 & 9 months - Children	169	299	56.5%	61.7%	61.3%	58.9%
% of FP17s for the same patient ID Re-attending between 3 & 9 months - Adults	19	40	47.5%	52.7%	52.1%	50.8%
% of FP17s for Band 1 Urgent Courses	0	331	0.0%	9.8%	9.5%	9.1%
% of FP17s Relating to Free Repair or Replacements	0	331	0.0%	0.6%	0.6%	0.8%
% of FP17s Relating to Continuations	0	331	0.0%	0.9%	0.8%	0.9%
% of Patients satisfied with the dentistry they have received	0	0	N/A	92.2%	92.4%	92.5%
% of Patients satisfied with the time they had to wait for an appointment	0	0	N/A	85.9%	86.3%	87.0%

* This is based on patients treated on this contract for their most recent course of treatment. Figures in italics indicate the base number of FP17s or Patient Questionnaire responses are less than 100. N/A is shown where the base number of responses is less than 10 during the period. % is calculated as Quantity/Base number*100

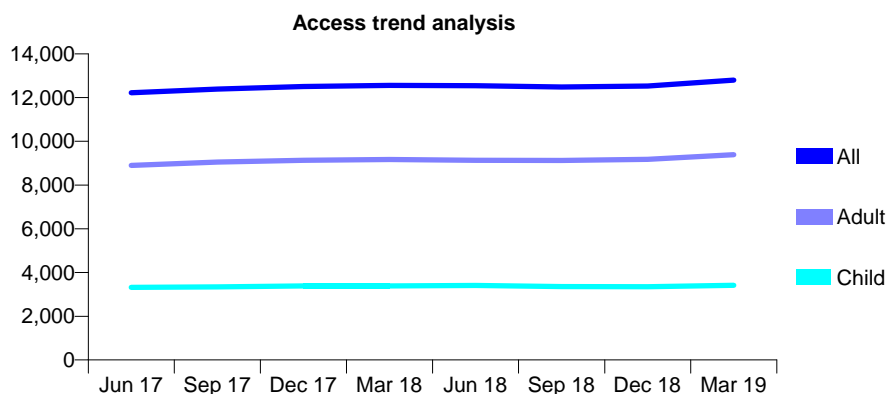
Q70 - Vital Signs At a Glance Contract Report for 133302/0001 - Year end March 2019

Name or company name	Fleet Dental Centre limited
Contract type name	GDS Contract
Purpose of contract	General
Contract start date	01/04/2013
Contract end date	

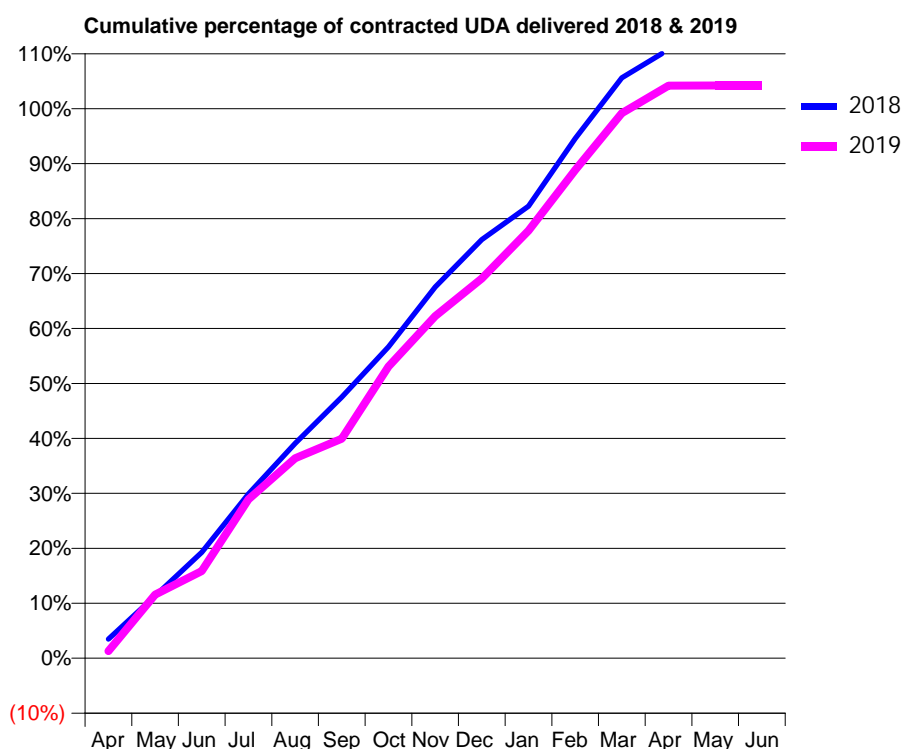
18/19 Contracted general activity (UDA)	25,346
Carry forward general activity (UDA)	0
18/19 Contracted orthodontic activity (UOA)	0
Carry forward orthodontic activity (UOA)	0
Baseline contract value	£626,201.18

ACCESS*

Patients seen in 24 months	Total	Change since previous quarter
Quarter ending March 2018	12,560	
Quarter ending June 2018	12,544	→
Quarter ending September 2018	12,483	→
Quarter ending December 2018	12,526	→
Quarter ending March 2019	12,800	↑
Variance since March 2018	1.9%	→



ACTIVITY



Month	Adjusted Scheduled Activity (UDA)	
	2018	2019
April	881	327
May	2,876	2,939
June	4,883	4,020
July	7,576	7,329
August	9,914	9,221
September	12,041	10,124
October	14,357	13,457
November	17,118	15,781
December	19,302	17,515
January	20,846	19,721
February	23,975	22,513
March	26,765	25,132
April	28,069	26,410
May	28,086	26,412
June	28,085	26,416

QUALITY

	Quantity	Base Number	Contract	AT	Region	England
% of FP17s for the same patient ID Re-attending within 3 months - Children	334	5,449	6.1%	9.7%	11.3%	11.8%
% of FP17s for the same patient ID Re-attending within 3 months - Adults	1,675	13,242	12.6%	14.0%	15.4%	15.7%
% of FP17s for the same patient ID Re-attending between 3 & 9 months - Children	3,655	5,449	67.1%	61.7%	61.3%	58.9%
% of FP17s for the same patient ID Re-attending between 3 & 9 months - Adults	7,914	13,242	59.8%	52.7%	52.1%	50.8%
% of FP17s for Band 1 Urgent Courses	947	16,991	5.6%	9.8%	9.5%	9.1%
% of FP17s Relating to Free Repair or Replacements	94	16,991	0.6%	0.6%	0.6%	0.8%
% of FP17s Relating to Continuations	113	16,991	0.7%	0.9%	0.8%	0.9%
% of Patients satisfied with the dentistry they have received	13	13	100.0%	92.2%	92.4%	92.5%
% of Patients satisfied with the time they had to wait for an appointment	10	13	76.9%	85.9%	86.3%	87.0%

* This is based on patients treated on this contract for their most recent course of treatment.

Figures in italics indicate the base number of FP17s or Patient Questionnaire responses are less than 100. N/A is shown where the base number of responses is less than 10 during the period. % is calculated as Quantity/Base number*100

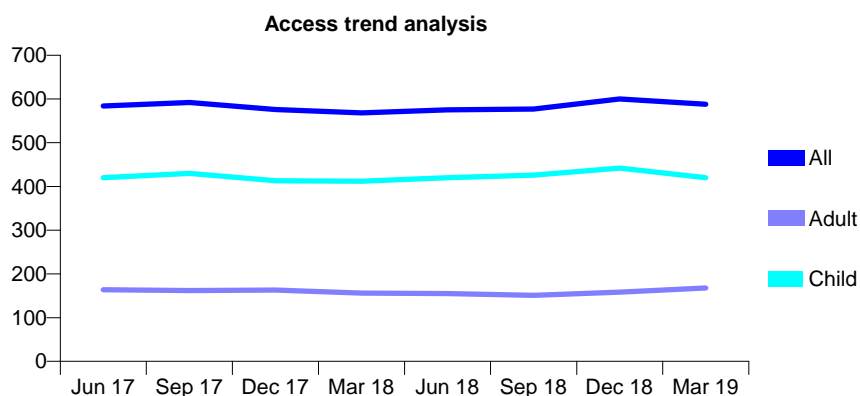
Q70 - Vital Signs At a Glance Contract Report for 134074/0001 - Year end March 2019

Name or company name	Dr Pawel Kiersz and Dr Ewelina Kiersz
Contract type name	GDS Contract
Purpose of contract	General
Contract start date	30/04/2010
Contract end date	

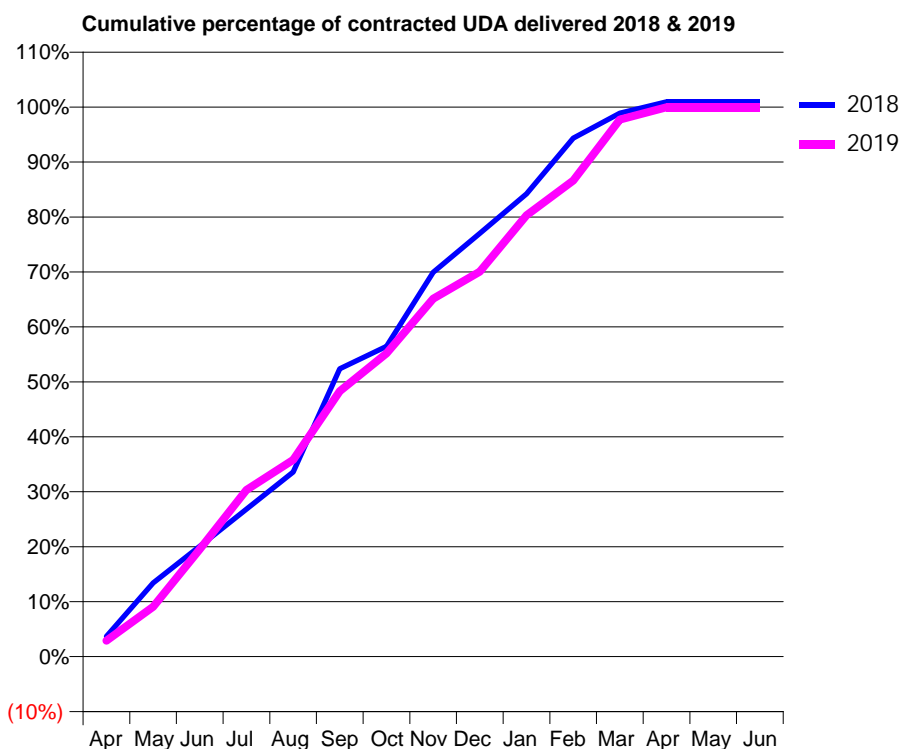
18/19 Contracted general activity (UDA)	1,389
Carry forward general activity (UDA)	0
18/19 Contracted orthodontic activity (UOA)	0
Carry forward orthodontic activity (UOA)	0
Baseline contract value	£29,680.53

ACCESS*

Patients seen in 24 months	Total	Change since previous quarter
Quarter ending March 2018	568	
Quarter ending June 2018	575	→
Quarter ending September 2018	577	→
Quarter ending December 2018	600	↑
Quarter ending March 2019	588	↓
Variance since March 2018	3.5%	↑



ACTIVITY



Month	Adjusted Scheduled Activity (UDA)	
	2018	2019
April	51	40
May	186	126
June	279	271
July	373	422
August	467	497
September	727	671
October	784	766
November	971	905
December	1,070	973
January	1,170	1,115
February	1,310	1,203
March	1,373	1,357
April	1,402	1,389
May	1,402	1,389
June	1,402	1,389

QUALITY

	Quantity	Base Number	Contract	AT	Region	England
% of FP17s for the same patient ID Re-attending within 3 months - Children	63	655	9.6%	9.7%	11.3%	11.8%
% of FP17s for the same patient ID Re-attending within 3 months - Adults	27	185	14.6%	14.0%	15.4%	15.7%
% of FP17s for the same patient ID Re-attending between 3 & 9 months - Children	423	655	64.6%	61.7%	61.3%	58.9%
% of FP17s for the same patient ID Re-attending between 3 & 9 months - Adults	97	185	52.4%	52.7%	52.1%	50.8%
% of FP17s for Band 1 Urgent Courses	34	827	4.1%	9.8%	9.5%	9.1%
% of FP17s Relating to Free Repair or Replacements	1	827	0.1%	0.6%	0.6%	0.8%
% of FP17s Relating to Continuations	3	827	0.4%	0.9%	0.8%	0.9%
% of Patients satisfied with the dentistry they have received	0	0	N/A	92.2%	92.4%	92.5%
% of Patients satisfied with the time they had to wait for an appointment	0	0	N/A	85.9%	86.3%	87.0%

* This is based on patients treated on this contract for their most recent course of treatment. Figures in italics indicate the base number of FP17s or Patient Questionnaire responses are less than 100. N/A is shown where the base number of responses is less than 10 during the period. % is calculated as Quantity/Base number*100

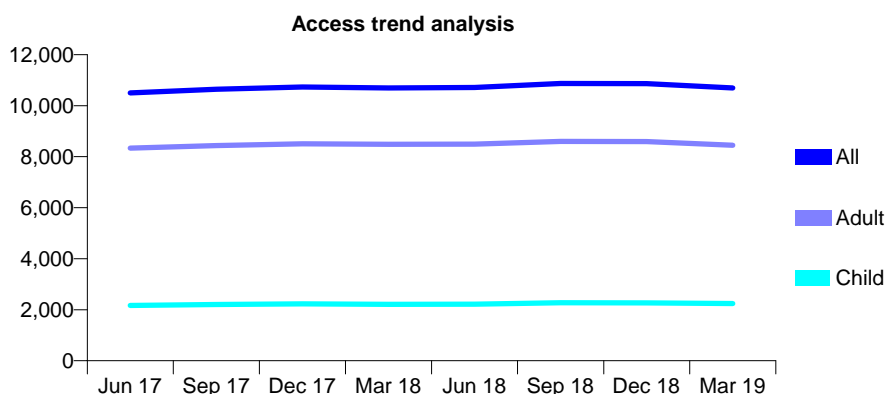
Q70 - Vital Signs At a Glance Contract Report for 136042/0001 - Year end March 2019

Name or company name	Alderney Dental Practice
Contract type name	PDS Contract
Purpose of contract	General
Contract start date	01/04/2006
Contract end date	31/03/2026

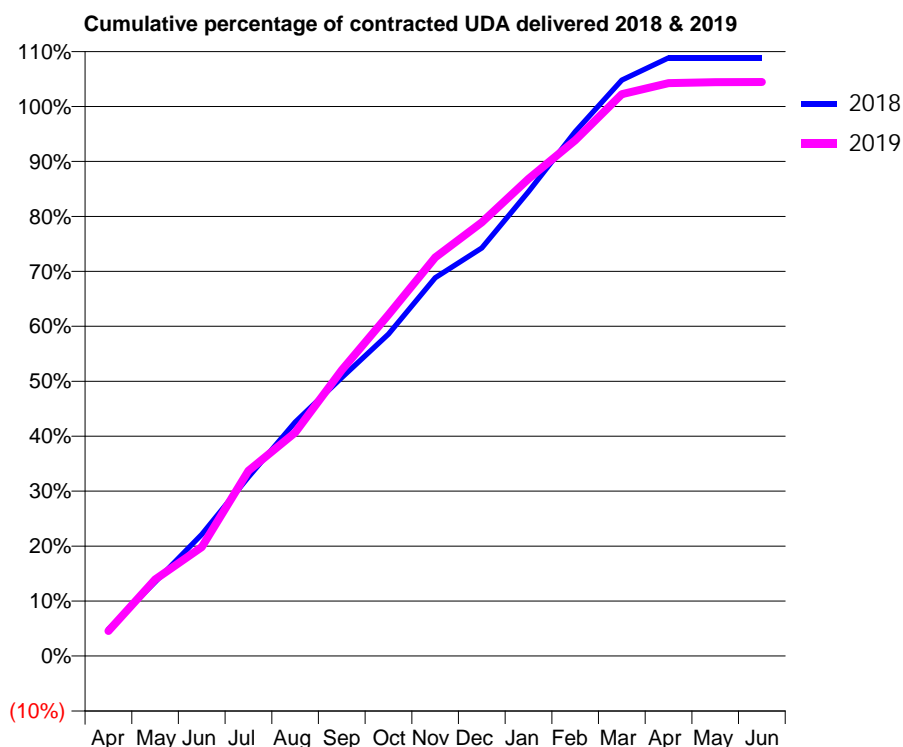
18/19 Contracted general activity (UDA)	28,500
Carry forward general activity (UDA)	0
18/19 Contracted orthodontic activity (UOA)	0
Carry forward orthodontic activity (UOA)	0
Baseline contract value	£939,334.10

ACCESS*

Patients seen in 24 months	Total	Change since previous quarter
Quarter ending March 2018	10,696	
Quarter ending June 2018	10,711	→
Quarter ending September 2018	10,875	→
Quarter ending December 2018	10,865	→
Quarter ending March 2019	10,694	↓
Variance since March 2018	(0.0%)	→



ACTIVITY



Month	Adjusted Scheduled Activity (UDA)	
	2018	2019
April	1,391	1,300
May	3,841	3,973
June	6,302	5,650
July	9,285	9,612
August	12,126	11,593
September	14,440	14,823
October	16,696	17,700
November	19,620	20,671
December	21,157	22,486
January	24,076	24,751
February	27,195	26,748
March	29,866	29,135
April	31,021	29,706
May	31,021	29,755
June	31,021	29,763

QUALITY

	Quantity	Base Number	Contract	AT	Region	England
% of FP17s for the same patient ID Re-attending within 3 months - Children	110	3,201	3.4%	9.7%	11.3%	11.8%
% of FP17s for the same patient ID Re-attending within 3 months - Adults	612	10,051	6.1%	14.0%	15.4%	15.7%
% of FP17s for the same patient ID Re-attending between 3 & 9 months - Children	1,834	3,201	57.3%	61.7%	61.3%	58.9%
% of FP17s for the same patient ID Re-attending between 3 & 9 months - Adults	2,913	10,051	29.0%	52.7%	52.1%	50.8%
% of FP17s for Band 1 Urgent Courses	251	13,048	1.9%	9.8%	9.5%	9.1%
% of FP17s Relating to Free Repair or Replacements	11	13,048	0.1%	0.6%	0.6%	0.8%
% of FP17s Relating to Continuations	97	13,048	0.7%	0.9%	0.8%	0.9%
% of Patients satisfied with the dentistry they have received	6	6	N/A	92.2%	92.4%	92.5%
% of Patients satisfied with the time they had to wait for an appointment	5	6	N/A	85.9%	86.3%	87.0%

* This is based on patients treated on this contract for their most recent course of treatment.

Figures in italics indicate the base number of FP17s or Patient Questionnaire responses are less than 100. N/A is shown where the base number of responses is less than 10 during the period. % is calculated as Quantity/Base number*100

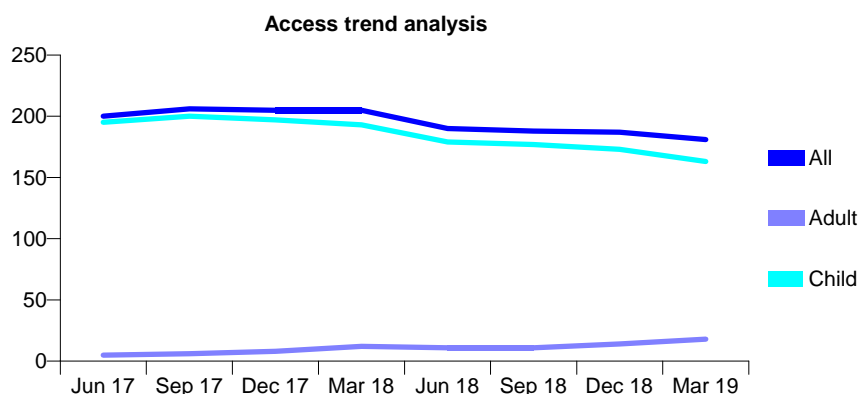
Q70 - Vital Signs At a Glance Contract Report for 136514/0001 - Year end March 2019

Name or company name	Parkstone Dental Practice
Contract type name	GDS Contract
Purpose of contract	General
Contract start date	01/04/2016
Contract end date	

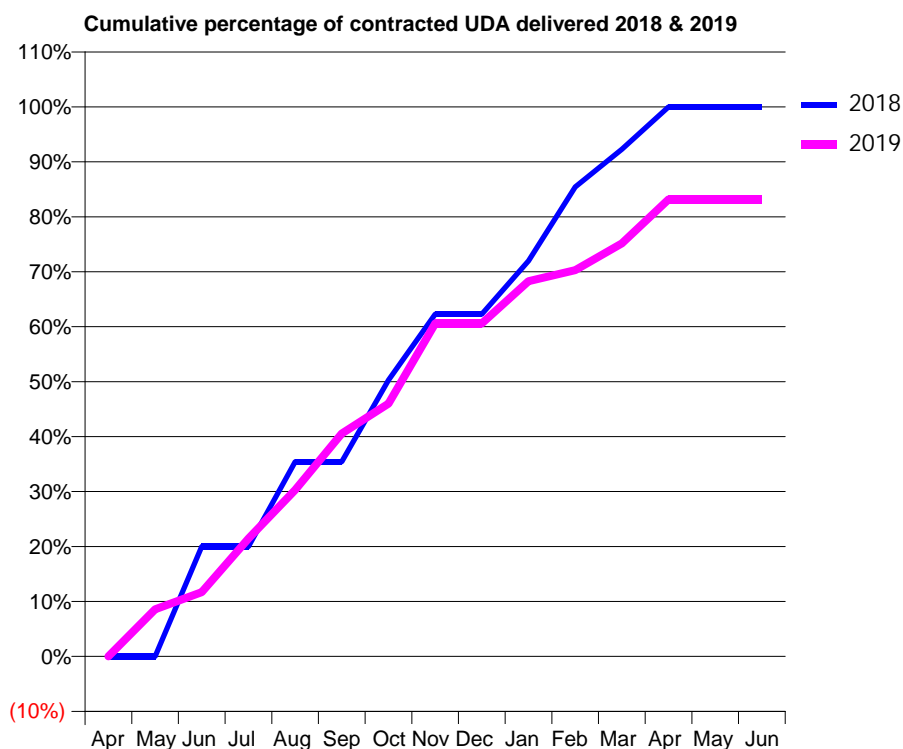
18/19 Contracted general activity (UDA)	350
Carry forward general activity (UDA)	0
18/19 Contracted orthodontic activity (UOA)	0
Carry forward orthodontic activity (UOA)	0
Baseline contract value	£9,475.96

ACCESS*

Patients seen in 24 months	Total	Change since previous quarter
Quarter ending March 2018	205	
Quarter ending June 2018	190	↓
Quarter ending September 2018	188	↓
Quarter ending December 2018	187	→
Quarter ending March 2019	181	↓
Variance since March 2018	(11.7%)	↓



ACTIVITY



Month	Adjusted Scheduled Activity (UDA)	
	2018	2019
April	0	0
May	0	30
June	70	41
July	70	75
August	124	106
September	124	142
October	176	161
November	218	212
December	218	212
January	252	239
February	299	246
March	323	263
April	350	291
May	350	291
June	350	291

QUALITY

	Quantity	Base Number	Contract	AT	Region	England
% of FP17s for the same patient ID Re-attending within 3 months - Children	16	265	6.0%	9.7%	11.3%	11.8%
% of FP17s for the same patient ID Re-attending within 3 months - Adults	0	0	N/A	14.0%	15.4%	15.7%
% of FP17s for the same patient ID Re-attending between 3 & 9 months - Children	199	265	75.1%	61.7%	61.3%	58.9%
% of FP17s for the same patient ID Re-attending between 3 & 9 months - Adults	0	0	N/A	52.7%	52.1%	50.8%
% of FP17s for Band 1 Urgent Courses	0	266	0.0%	9.8%	9.5%	9.1%
% of FP17s Relating to Free Repair or Replacements	0	266	0.0%	0.6%	0.6%	0.8%
% of FP17s Relating to Continuations	0	266	0.0%	0.9%	0.8%	0.9%
% of Patients satisfied with the dentistry they have received	0	0	N/A	92.2%	92.4%	92.5%
% of Patients satisfied with the time they had to wait for an appointment	0	0	N/A	85.9%	86.3%	87.0%

* This is based on patients treated on this contract for their most recent course of treatment. Figures in italics indicate the base number of FP17s or Patient Questionnaire responses are less than 100. N/A is shown where the base number of responses is less than 10 during the period. % is calculated as Quantity/Base number*100

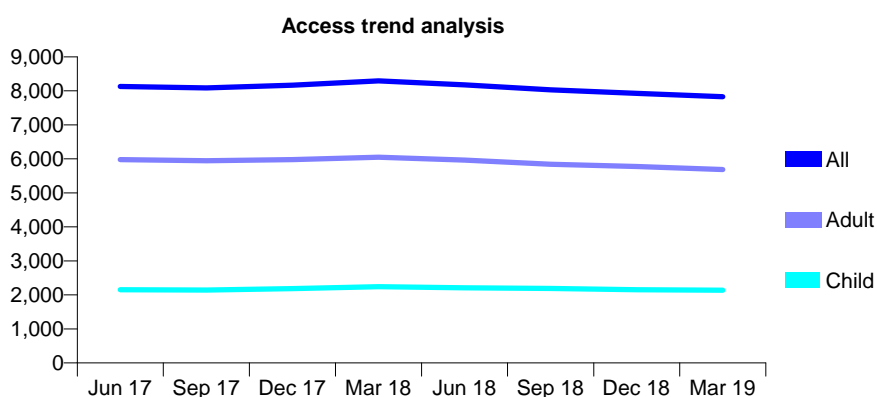
Q70 - Vital Signs At a Glance Contract Report for 137588/0001 - Year end March 2019

Name or company name	Damira Dental Studios Ltd
Contract type name	GDS Contract
Purpose of contract	General
Contract start date	01/08/2011
Contract end date	

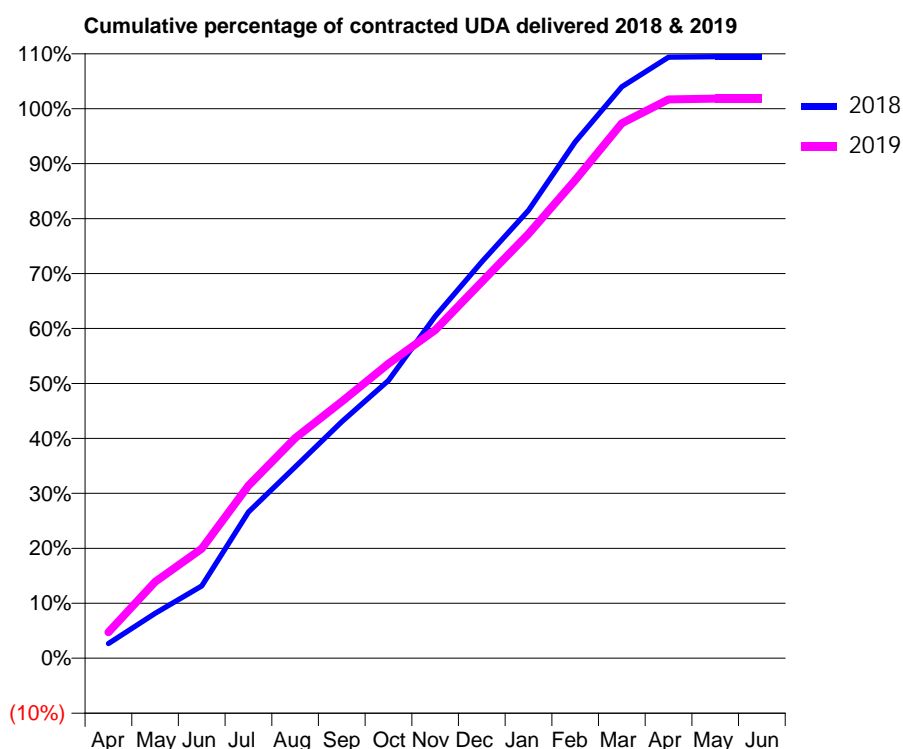
18/19 Contracted general activity (UDA)	20,000
Carry forward general activity (UDA)	0
18/19 Contracted orthodontic activity (UOA)	0
Carry forward orthodontic activity (UOA)	0
Baseline contract value	£532,955.25

ACCESS*

Patients seen in 24 months	Total	Change since previous quarter
Quarter ending March 2018	8,291	
Quarter ending June 2018	8,179	↓
Quarter ending September 2018	8,030	↓
Quarter ending December 2018	7,929	↓
Quarter ending March 2019	7,829	↓
Variance since March 2018	(5.6%)	↓



ACTIVITY



Month	Adjusted Scheduled Activity (UDA)	
	2018	2019
April	536	948
May	1,633	2,782
June	2,634	3,988
July	5,320	6,281
August	6,961	8,008
September	8,608	9,339
October	10,108	10,718
November	12,444	11,940
December	14,426	13,696
January	16,302	15,446
February	18,788	17,400
March	20,796	19,468
April	21,871	20,335
May	21,893	20,363
June	21,891	20,369

QUALITY

	Quantity	Base Number	Contract	AT	Region	England
% of FP17s for the same patient ID Re-attending within 3 months - Children	98	3,048	3.2%	9.7%	11.3%	11.8%
% of FP17s for the same patient ID Re-attending within 3 months - Adults	595	7,718	7.7%	14.0%	15.4%	15.7%
% of FP17s for the same patient ID Re-attending between 3 & 9 months - Children	2,023	3,048	66.4%	61.7%	61.3%	58.9%
% of FP17s for the same patient ID Re-attending between 3 & 9 months - Adults	5,111	7,718	66.2%	52.7%	52.1%	50.8%
% of FP17s for Band 1 Urgent Courses	311	10,751	2.9%	9.8%	9.5%	9.1%
% of FP17s Relating to Free Repair or Replacements	61	10,751	0.6%	0.6%	0.6%	0.8%
% of FP17s Relating to Continuations	27	10,751	0.3%	0.9%	0.8%	0.9%
% of Patients satisfied with the dentistry they have received	7	7	N/A	92.2%	92.4%	92.5%
% of Patients satisfied with the time they had to wait for an appointment	7	7	N/A	85.9%	86.3%	87.0%

* This is based on patients treated on this contract for their most recent course of treatment.

Figures in italics indicate the base number of FP17s or Patient Questionnaire responses are less than 100. N/A is shown where the base number of responses is less than 10 during the period. % is calculated as Quantity/Base number*100

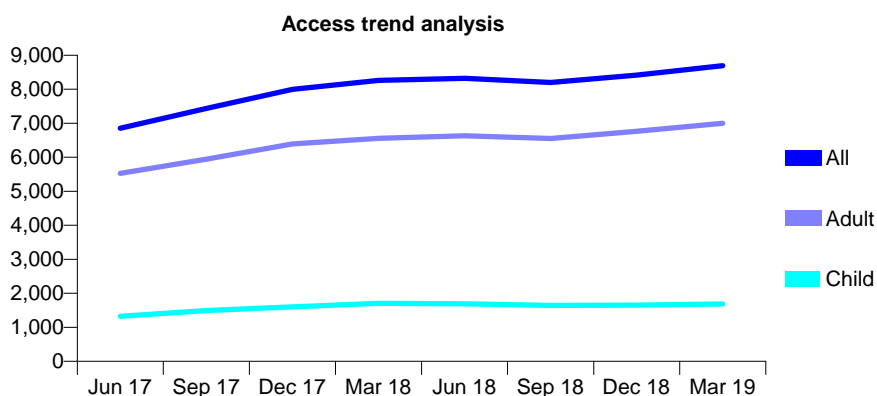
Q70 - Vital Signs At a Glance Contract Report for 137588/0002 - Year end March 2019

Name or company name	Damira Dental Studios Ltd
Contract type name	GDS Contract
Purpose of contract	General
Contract start date	20/03/2013
Contract end date	

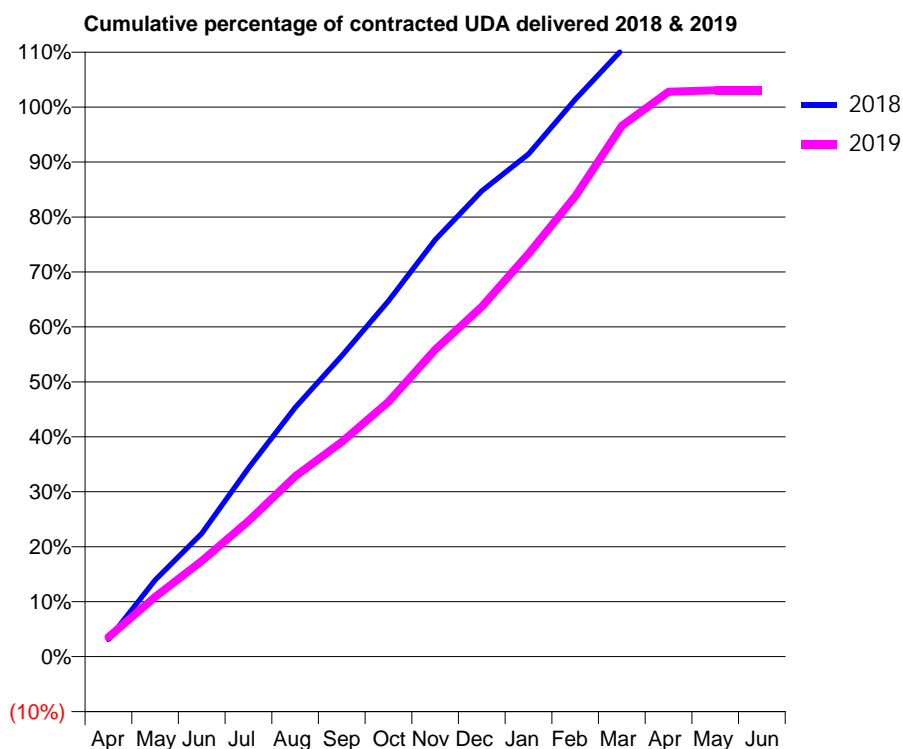
18/19 Contracted general activity (UDA)	23,402
Carry forward general activity (UDA)	0
18/19 Contracted orthodontic activity (UOA)	0
Carry forward orthodontic activity (UOA)	0
Baseline contract value	£689,109.61

ACCESS*

Patients seen in 24 months	Total	Change since previous quarter
Quarter ending March 2018	8,262	
Quarter ending June 2018	8,323	→
Quarter ending September 2018	8,203	↓
Quarter ending December 2018	8,418	↑
Quarter ending March 2019	8,691	↑
Variance since March 2018	5.2%	↑



ACTIVITY



Month	Adjusted Scheduled Activity (UDA)	
	2018	2019
April	738	834
May	3,261	2,550
June	5,243	4,075
July	8,029	5,781
August	10,605	7,682
September	12,806	9,141
October	15,149	10,854
November	17,749	13,074
December	19,826	14,899
January	21,398	17,161
February	23,725	19,602
March	25,842	22,607
April	26,545	24,053
May	26,540	24,118
June	26,544	24,117

QUALITY

	Quantity	Base Number	Contract	AT	Region	England
% of FP17s for the same patient ID Re-attending within 3 months - Children	166	1,894	8.8%	9.7%	11.3%	11.8%
% of FP17s for the same patient ID Re-attending within 3 months - Adults	1,472	8,508	17.3%	14.0%	15.4%	15.7%
% of FP17s for the same patient ID Re-attending between 3 & 9 months - Children	786	1,894	41.5%	61.7%	61.3%	58.9%
% of FP17s for the same patient ID Re-attending between 3 & 9 months - Adults	2,868	8,508	33.7%	52.7%	52.1%	50.8%
% of FP17s for Band 1 Urgent Courses	3,973	10,423	38.1%	9.8%	9.5%	9.1%
% of FP17s Relating to Free Repair or Replacements	49	10,423	0.5%	0.6%	0.6%	0.8%
% of FP17s Relating to Continuations	5	10,423	0.0%	0.9%	0.8%	0.9%
% of Patients satisfied with the dentistry they have received	10	12	83.3%	92.2%	92.4%	92.5%
% of Patients satisfied with the time they had to wait for an appointment	9	12	75.0%	85.9%	86.3%	87.0%

* This is based on patients treated on this contract for their most recent course of treatment. Figures in italics indicate the base number of FP17s or Patient Questionnaire responses are less than 100. N/A is shown where the base number of responses is less than 10 during the period. % is calculated as Quantity/Base number*100

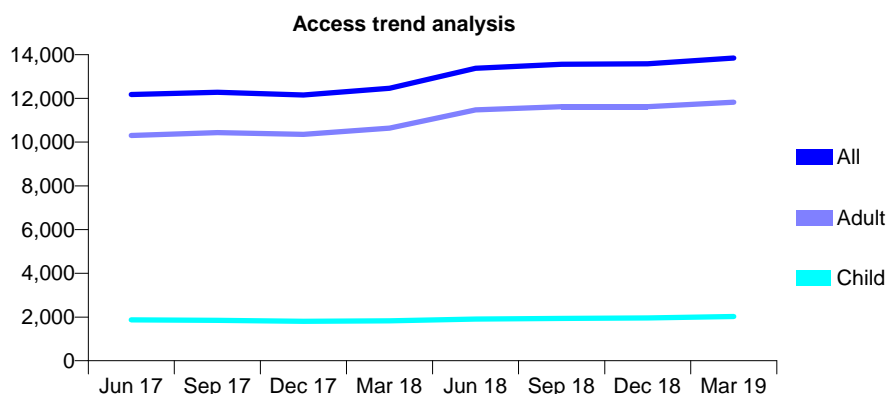
Q70 - Vital Signs At a Glance Contract Report for 137588/0003 - Year end March 2019

Name or company name	Damira Dental Studios Ltd
Contract type name	GDS Contract
Purpose of contract	General
Contract start date	01/04/2013
Contract end date	

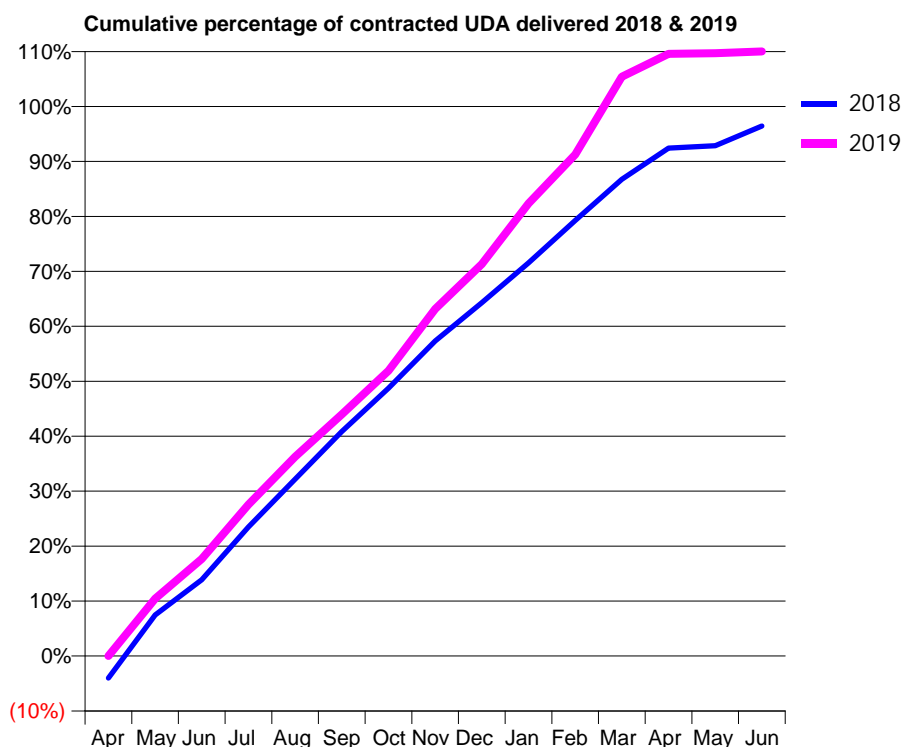
18/19 Contracted general activity (UDA)	30,000
Carry forward general activity (UDA)	911
18/19 Contracted orthodontic activity (UOA)	0
Carry forward orthodontic activity (UOA)	0
Baseline contract value	£818,886.64

ACCESS*

Patients seen in 24 months	Total	Change since previous quarter
Quarter ending March 2018	12,468	
Quarter ending June 2018	13,376	↑
Quarter ending September 2018	13,558	→
Quarter ending December 2018	13,580	→
Quarter ending March 2019	13,844	→
Variance since March 2018	11.0%	↑



ACTIVITY



Month	Adjusted Scheduled Activity (UDA)	
	2018	2019
April	-1,202	2
May	2,239	3,135
June	4,161	5,306
July	7,041	8,273
August	9,660	10,880
September	12,259	13,185
October	14,623	15,575
November	17,199	18,944
December	19,288	21,390
January	21,461	24,707
February	23,778	27,374
March	26,025	31,620
April	27,723	32,875
May	27,861	32,908
June	28,931	33,003

QUALITY

	Quantity	Base Number	Contract	AT	Region	England
% of FP17s for the same patient ID Re-attending within 3 months - Children	355	2,969	12.0%	9.7%	11.3%	11.8%
% of FP17s for the same patient ID Re-attending within 3 months - Adults	2,966	15,783	18.8%	14.0%	15.4%	15.7%
% of FP17s for the same patient ID Re-attending between 3 & 9 months - Children	881	2,969	29.7%	61.7%	61.3%	58.9%
% of FP17s for the same patient ID Re-attending between 3 & 9 months - Adults	2,592	15,783	16.4%	52.7%	52.1%	50.8%
% of FP17s for Band 1 Urgent Courses	10,964	17,827	61.5%	9.8%	9.5%	9.1%
% of FP17s Relating to Free Repair or Replacements	72	17,827	0.4%	0.6%	0.6%	0.8%
% of FP17s Relating to Continuations	59	17,827	0.3%	0.9%	0.8%	0.9%
% of Patients satisfied with the dentistry they have received	5	7	N/A	92.2%	92.4%	92.5%
% of Patients satisfied with the time they had to wait for an appointment	4	7	N/A	85.9%	86.3%	87.0%

* This is based on patients treated on this contract for their most recent course of treatment. Figures in italics indicate the base number of FP17s or Patient Questionnaire responses are less than 100. N/A is shown where the base number of responses is less than 10 during the period. % is calculated as Quantity/Base number*100

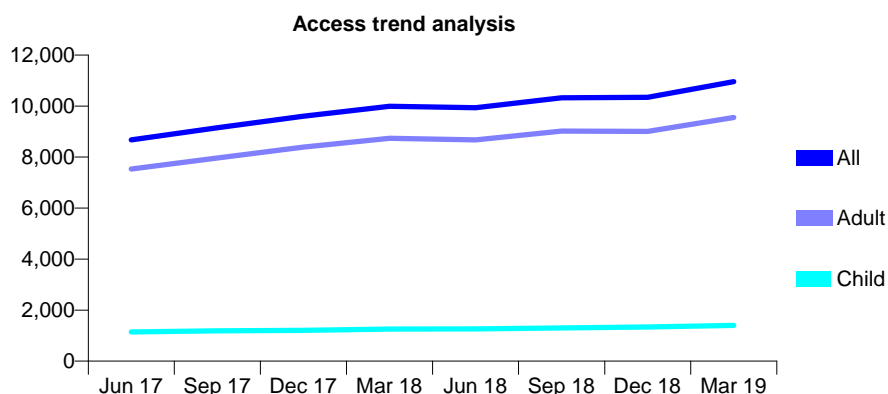
Q70 - Vital Signs At a Glance Contract Report for 137588/0004 - Year end March 2019

Name or company name	Damira Dental Studios Ltd
Contract type name	GDS Contract
Purpose of contract	General
Contract start date	01/04/2013
Contract end date	

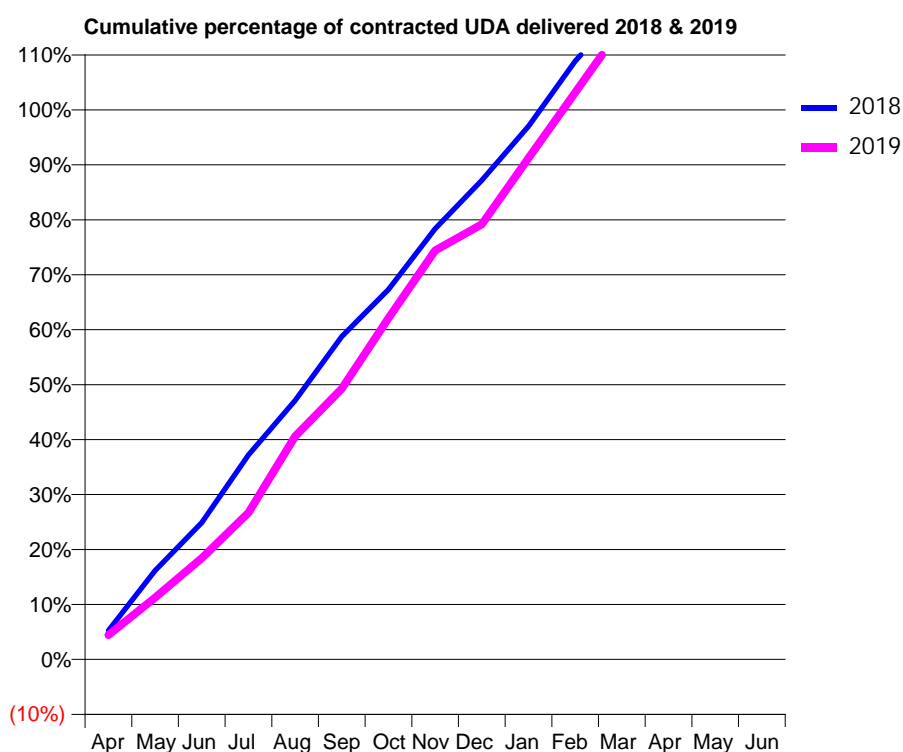
18/19 Contracted general activity (UDA)	20,000
Carry forward general activity (UDA)	0
18/19 Contracted orthodontic activity (UOA)	0
Carry forward orthodontic activity (UOA)	0
Baseline contract value	£571,727.88

ACCESS*

Patients seen in 24 months	Total	Change since previous quarter
Quarter ending March 2018	9,991	
Quarter ending June 2018	9,937	→
Quarter ending September 2018	10,324	↑
Quarter ending December 2018	10,345	→
Quarter ending March 2019	10,956	↑
Variance since March 2018	9.7%	↑



ACTIVITY



Month	2018	2019
April	1,053	892
May	3,233	2,252
June	4,978	3,688
July	7,442	5,336
August	9,429	8,122
September	11,751	9,849
October	13,461	12,423
November	15,673	14,883
December	17,434	15,832
January	19,405	18,248
February	21,776	20,632
March	23,673	23,017
April	24,992	24,010
May	25,012	24,058
June	25,016	24,130

QUALITY

	Quantity	Base Number	Contract	AT	Region	England
% of FP17s for the same patient ID Re-attending within 3 months - Children	131	2,029	6.5%	9.7%	11.3%	11.8%
% of FP17s for the same patient ID Re-attending within 3 months - Adults	1,931	12,411	15.6%	14.0%	15.4%	15.7%
% of FP17s for the same patient ID Re-attending between 3 & 9 months - Children	843	2,029	41.5%	61.7%	61.3%	58.9%
% of FP17s for the same patient ID Re-attending between 3 & 9 months - Adults	3,616	12,411	29.1%	52.7%	52.1%	50.8%
% of FP17s for Band 1 Urgent Courses	7,427	14,362	51.7%	9.8%	9.5%	9.1%
% of FP17s Relating to Free Repair or Replacements	101	14,362	0.7%	0.6%	0.6%	0.8%
% of FP17s Relating to Continuations	37	14,362	0.3%	0.9%	0.8%	0.9%
% of Patients satisfied with the dentistry they have received	6	6	N/A	92.2%	92.4%	92.5%
% of Patients satisfied with the time they had to wait for an appointment	6	6	N/A	85.9%	86.3%	87.0%

* This is based on patients treated on this contract for their most recent course of treatment. Figures in italics indicate the base number of FP17s or Patient Questionnaire responses are less than 100. N/A is shown where the base number of responses is less than 10 during the period. % is calculated as Quantity/Base number*100

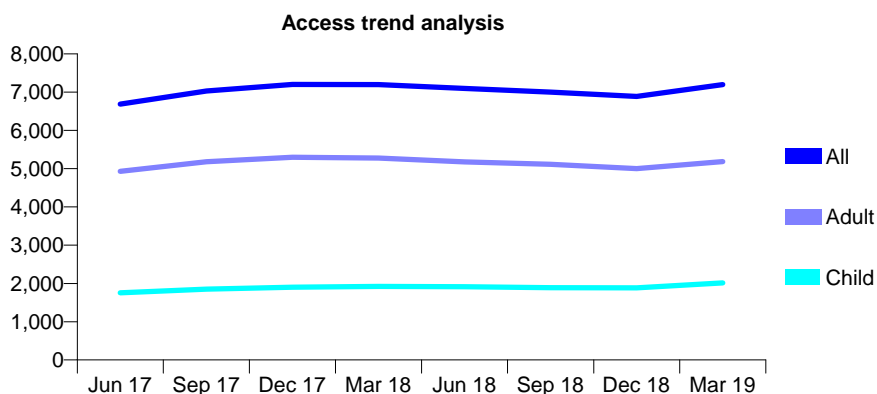
Q70 - Vital Signs At a Glance Contract Report for 137588/0005 - Year end March 2019

Name or company name	Damira Dental Studios Ltd
Contract type name	GDS Contract
Purpose of contract	General
Contract start date	01/04/2013
Contract end date	

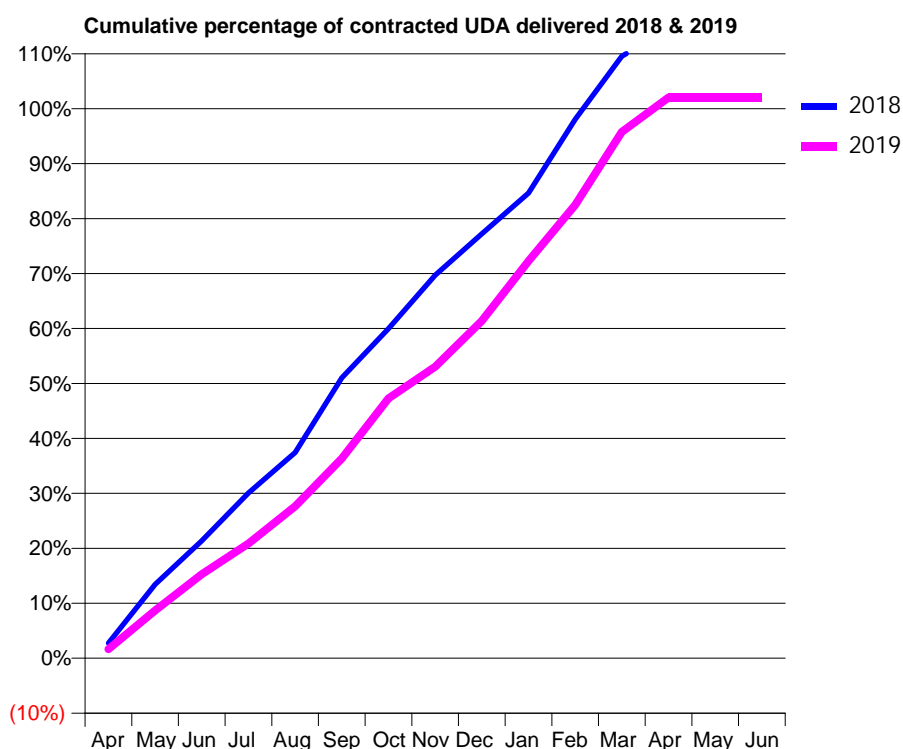
18/19 Contracted general activity (UDA)	20,000
Carry forward general activity (UDA)	0
18/19 Contracted orthodontic activity (UOA)	0
Carry forward orthodontic activity (UOA)	0
Baseline contract value	£556,865.15

ACCESS*

Patients seen in 24 months	Total	Change since previous quarter
Quarter ending March 2018	7,196	
Quarter ending June 2018	7,094	↓
Quarter ending September 2018	7,000	↓
Quarter ending December 2018	6,886	↓
Quarter ending March 2019	7,197	↑
Variance since March 2018	0.0%	→



ACTIVITY



Adjusted Scheduled Activity (UDA)		
Month	2018	2019
April	549	333
May	2,694	1,740
June	4,273	3,053
July	6,018	4,175
August	7,489	5,529
September	10,205	7,266
October	11,995	9,456
November	13,939	10,608
December	15,441	12,274
January	16,924	14,450
February	19,614	16,499
March	21,906	19,152
April	22,926	20,408
May	22,978	20,406
June	22,978	20,406

QUALITY

	Quantity	Base Number	Contract	AT	Region	England
% of FP17s for the same patient ID Re-attending within 3 months - Children	177	2,440	7.3%	9.7%	11.3%	11.8%
% of FP17s for the same patient ID Re-attending within 3 months - Adults	1,042	6,234	16.7%	14.0%	15.4%	15.7%
% of FP17s for the same patient ID Re-attending between 3 & 9 months - Children	1,122	2,440	46.0%	61.7%	61.3%	58.9%
% of FP17s for the same patient ID Re-attending between 3 & 9 months - Adults	2,374	6,234	38.1%	52.7%	52.1%	50.8%
% of FP17s for Band 1 Urgent Courses	1,954	8,840	22.1%	9.8%	9.5%	9.1%
% of FP17s Relating to Free Repair or Replacements	12	8,840	0.1%	0.6%	0.6%	0.8%
% of FP17s Relating to Continuations	23	8,840	0.3%	0.9%	0.8%	0.9%
% of Patients satisfied with the dentistry they have received	4	4	N/A	92.2%	92.4%	92.5%
% of Patients satisfied with the time they had to wait for an appointment	3	4	N/A	85.9%	86.3%	87.0%

* This is based on patients treated on this contract for their most recent course of treatment.

Figures in italics indicate the base number of FP17s or Patient Questionnaire responses are less than 100. N/A is shown where the base number of responses is less than 10 during the period. % is calculated as Quantity/Base number*100

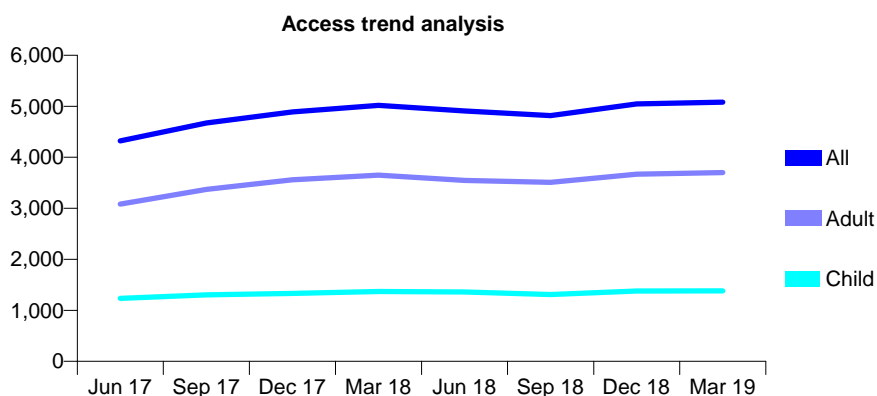
Q70 - Vital Signs At a Glance Contract Report for 137588/0009 - Year end March 2019

Name or company name	Damira Dental Studios Ltd
Contract type name	GDS Contract
Purpose of contract	General
Contract start date	01/04/2016
Contract end date	

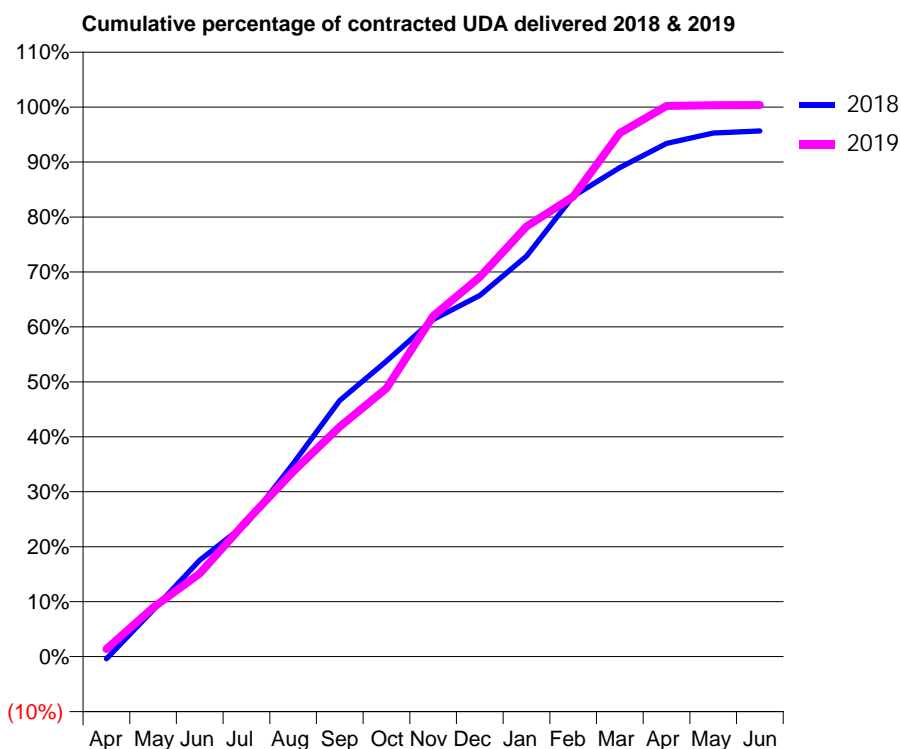
18/19 Contracted general activity (UDA)	15,480
Carry forward general activity (UDA)	675
18/19 Contracted orthodontic activity (UOA)	0
Carry forward orthodontic activity (UOA)	0
Baseline contract value	£425,942.90

ACCESS*

Patients seen in 24 months	Total	Change since previous quarter
Quarter ending March 2018	5,019	
Quarter ending June 2018	4,908	↓
Quarter ending September 2018	4,817	↓
Quarter ending December 2018	5,047	↑
Quarter ending March 2019	5,081	→
Variance since March 2018	1.2%	→



ACTIVITY



Month	Adjusted Scheduled Activity (UDA)	
	2018	2019
April	-66	216
May	1,317	1,385
June	2,716	2,344
July	3,747	3,819
August	5,443	5,216
September	7,213	6,478
October	8,322	7,560
November	9,493	9,596
December	10,171	10,689
January	11,283	12,115
February	12,966	12,959
March	13,772	14,750
April	14,454	15,509
May	14,750	15,530
June	14,805	15,534

QUALITY

	Quantity	Base Number	Contract	AT	Region	England
% of FP17s for the same patient ID Re-attending within 3 months - Children	175	1,964	8.9%	9.7%	11.3%	11.8%
% of FP17s for the same patient ID Re-attending within 3 months - Adults	943	5,156	18.3%	14.0%	15.4%	15.7%
% of FP17s for the same patient ID Re-attending between 3 & 9 months - Children	1,064	1,964	54.2%	61.7%	61.3%	58.9%
% of FP17s for the same patient ID Re-attending between 3 & 9 months - Adults	2,621	5,156	50.8%	52.7%	52.1%	50.8%
% of FP17s for Band 1 Urgent Courses	879	7,005	12.5%	9.8%	9.5%	9.1%
% of FP17s Relating to Free Repair or Replacements	72	7,005	1.0%	0.6%	0.6%	0.8%
% of FP17s Relating to Continuations	25	7,005	0.4%	0.9%	0.8%	0.9%
% of Patients satisfied with the dentistry they have received	3	3	N/A	92.2%	92.4%	92.5%
% of Patients satisfied with the time they had to wait for an appointment	3	3	N/A	85.9%	86.3%	87.0%

* This is based on patients treated on this contract for their most recent course of treatment. Figures in italics indicate the base number of FP17s or Patient Questionnaire responses are less than 100. N/A is shown where the base number of responses is less than 10 during the period. % is calculated as Quantity/Base number*100

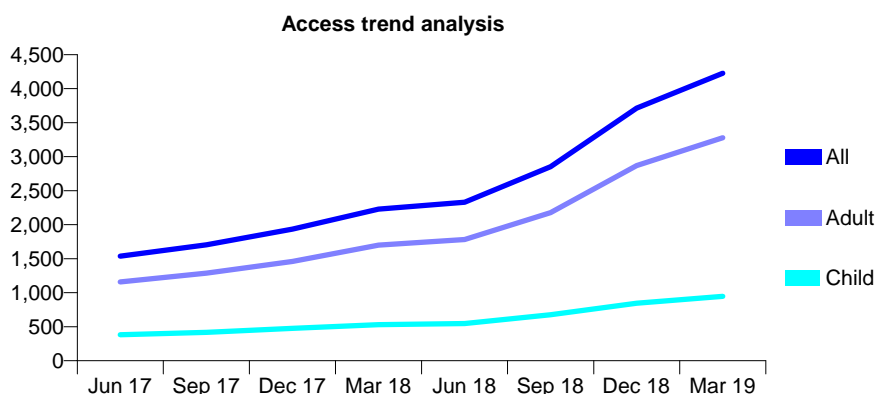
Q70 - Vital Signs At a Glance Contract Report for 138274/0001 - Year end March 2019

Name or company name	Bembridge Dental Practice
Contract type name	GDS Contract
Purpose of contract	General
Contract start date	11/10/2012
Contract end date	

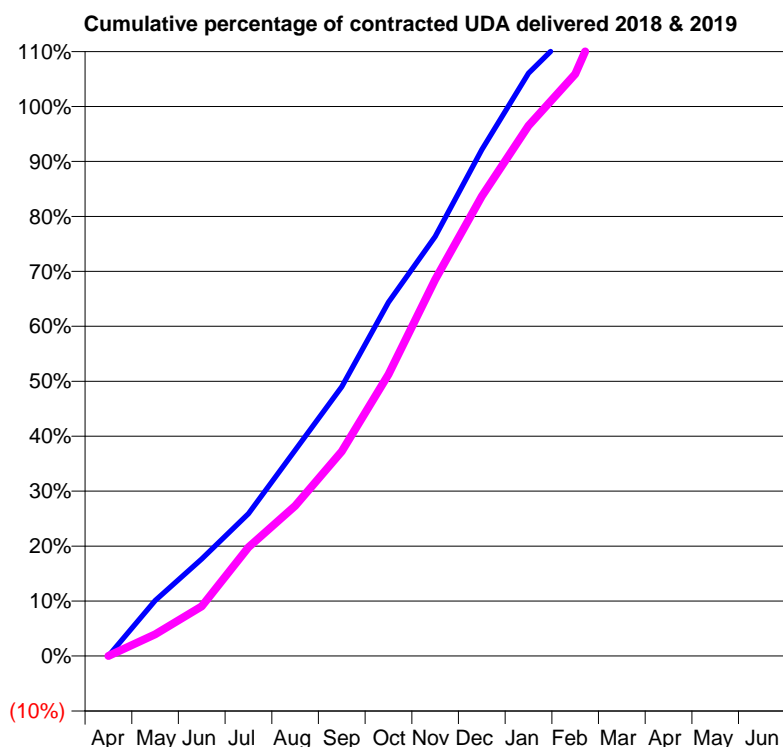
18/19 Contracted general activity (UDA)	9,555
Carry forward general activity (UDA)	0
18/19 Contracted orthodontic activity (UOA)	0
Carry forward orthodontic activity (UOA)	0
Baseline contract value	£317,364.58

ACCESS*

Patients seen in 24 months	Total	Change since previous quarter
Quarter ending March 2018	2,231	
Quarter ending June 2018	2,331	↑
Quarter ending September 2018	2,852	↑
Quarter ending December 2018	3,715	↑
Quarter ending March 2019	4,226	↑
Variance since March 2018	89.4%	↑



ACTIVITY



Month	Adjusted Scheduled Activity (UDA)	
	2018	2019
April	0	0
May	461	378
June	806	863
July	1,182	1,890
August	1,710	2,612
September	2,236	3,557
October	2,937	4,897
November	3,484	6,547
December	4,204	7,994
January	4,839	9,221
February	5,219	10,120
March	6,466	11,937
April	7,081	12,598
May	7,064	12,599
June	7,064	12,599

QUALITY

	Quantity	Base Number	Contract	AT	Region	England
% of FP17s for the same patient ID Re-attending within 3 months - Children	63	1,211	5.2%	9.7%	11.3%	11.8%
% of FP17s for the same patient ID Re-attending within 3 months - Adults	375	4,108	9.1%	14.0%	15.4%	15.7%
% of FP17s for the same patient ID Re-attending between 3 & 9 months - Children	466	1,211	38.5%	61.7%	61.3%	58.9%
% of FP17s for the same patient ID Re-attending between 3 & 9 months - Adults	1,591	4,108	38.7%	52.7%	52.1%	50.8%
% of FP17s for Band 1 Urgent Courses	204	5,343	3.8%	9.8%	9.5%	9.1%
% of FP17s Relating to Free Repair or Replacements	45	5,343	0.8%	0.6%	0.6%	0.8%
% of FP17s Relating to Continuations	15	5,343	0.3%	0.9%	0.8%	0.9%
% of Patients satisfied with the dentistry they have received	1	1	N/A	92.2%	92.4%	92.5%
% of Patients satisfied with the time they had to wait for an appointment	1	1	N/A	85.9%	86.3%	87.0%

* This is based on patients treated on this contract for their most recent course of treatment. Figures in italics indicate the base number of FP17s or Patient Questionnaire responses are less than 100. N/A is shown where the base number of responses is less than 10 during the period. % is calculated as Quantity/Base number*100

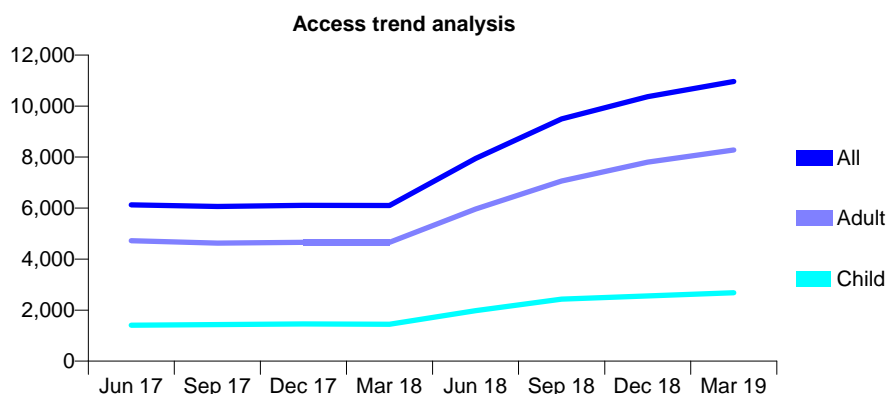
Q70 - Vital Signs At a Glance Contract Report for 138622/0001 - Year end March 2019

Name or company name	Weymouth and Bridges Dental Practice Par
Contract type name	GDS Contract
Purpose of contract	General
Contract start date	01/04/2006
Contract end date	

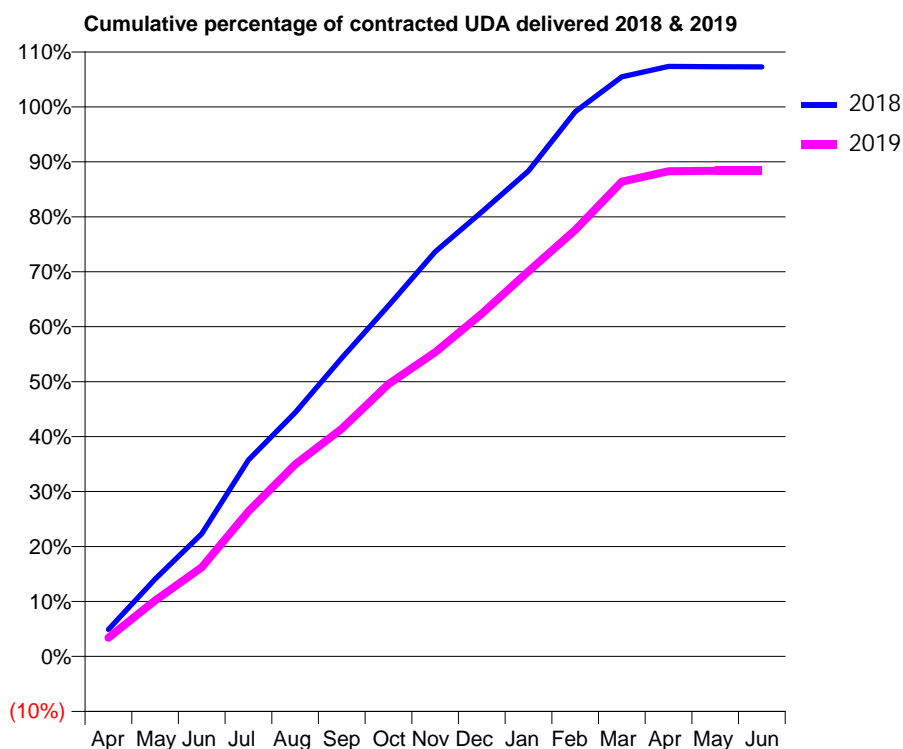
18/19 Contracted general activity (UDA)	34,500
Carry forward general activity (UDA)	0
18/19 Contracted orthodontic activity (UOA)	0
Carry forward orthodontic activity (UOA)	0
Baseline contract value	£849,406.90

ACCESS*

Patients seen in 24 months	Total	Change since previous quarter
Quarter ending March 2018	6,106	
Quarter ending June 2018	7,945	↑
Quarter ending September 2018	9,497	↑
Quarter ending December 2018	10,365	↑
Quarter ending March 2019	10,966	↑
Variance since March 2018	79.6%	↑



ACTIVITY



Month	Adjusted Scheduled Activity (UDA)	
	2018	2019
April	785	1,170
May	2,253	3,510
June	3,570	5,589
July	5,723	9,104
August	7,098	12,055
September	8,689	14,293
October	10,208	17,092
November	11,783	19,093
December	12,942	21,508
January	14,135	24,181
February	15,860	26,769
March	16,872	29,813
April	17,175	30,466
May	17,168	30,485
June	17,164	30,486

QUALITY

	Quantity	Base Number	Contract	AT	Region	England
% of FP17s for the same patient ID Re-attending within 3 months - Children	164	4,089	4.0%	9.7%	11.3%	11.8%
% of FP17s for the same patient ID Re-attending within 3 months - Adults	831	10,896	7.6%	14.0%	15.4%	15.7%
% of FP17s for the same patient ID Re-attending between 3 & 9 months - Children	1,799	4,089	44.0%	61.7%	61.3%	58.9%
% of FP17s for the same patient ID Re-attending between 3 & 9 months - Adults	3,623	10,896	33.3%	52.7%	52.1%	50.8%
% of FP17s for Band 1 Urgent Courses	775	15,154	5.1%	9.8%	9.5%	9.1%
% of FP17s Relating to Free Repair or Replacements	81	15,154	0.5%	0.6%	0.6%	0.8%
% of FP17s Relating to Continuations	138	15,154	0.9%	0.9%	0.8%	0.9%
% of Patients satisfied with the dentistry they have received	5	6	N/A	92.2%	92.4%	92.5%
% of Patients satisfied with the time they had to wait for an appointment	5	6	N/A	85.9%	86.3%	87.0%

* This is based on patients treated on this contract for their most recent course of treatment. Figures in italics indicate the base number of FP17s or Patient Questionnaire responses are less than 100. N/A is shown where the base number of responses is less than 10 during the period. % is calculated as Quantity/Base number*100

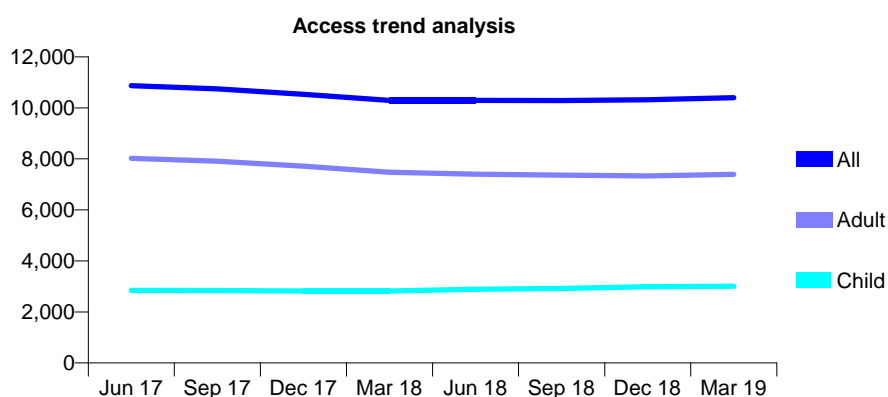
Q70 - Vital Signs At a Glance Contract Report for 138649/0001 - Year end March 2019

Name or company name	Lordshill Dental Partnership
Contract type name	GDS Contract
Purpose of contract	General
Contract start date	01/09/2012
Contract end date	

18/19 Contracted general activity (UDA)	39,000
Carry forward general activity (UDA)	0
18/19 Contracted orthodontic activity (UOA)	0
Carry forward orthodontic activity (UOA)	0
Baseline contract value	£1,097,412.66

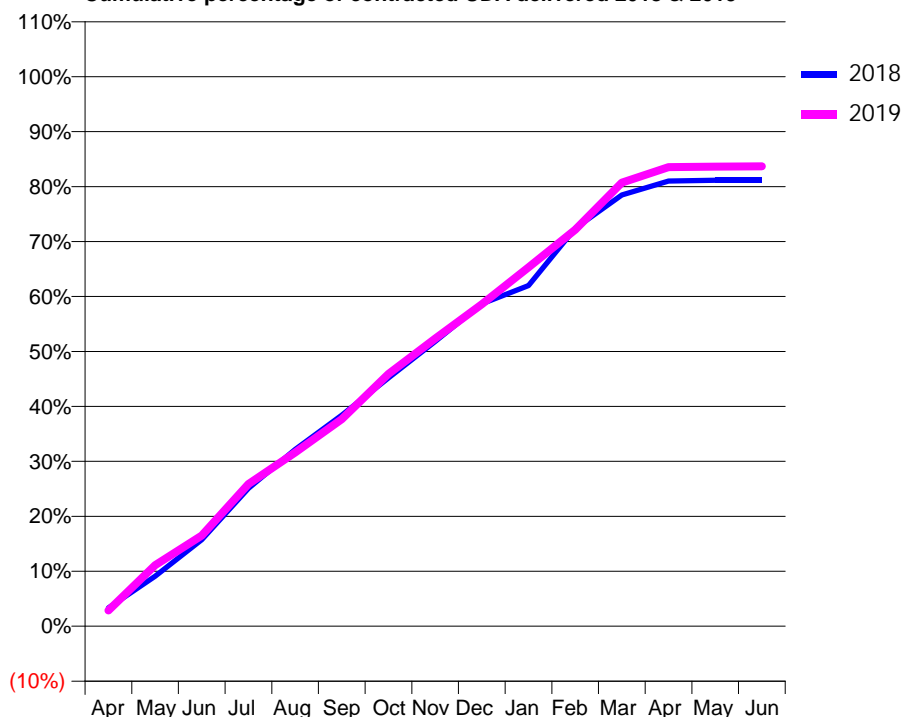
ACCESS*

Patients seen in 24 months	Total	Change since previous quarter
Quarter ending March 2018	10,295	
Quarter ending June 2018	10,291	→
Quarter ending September 2018	10,285	→
Quarter ending December 2018	10,321	→
Quarter ending March 2019	10,404	→
Variance since March 2018	1.1%	→



ACTIVITY

Cumulative percentage of contracted UDA delivered 2018 & 2019



Adjusted Scheduled Activity (UDA)

Month	2018	2019
April	1,304	1,119
May	3,557	4,334
June	6,139	6,436
July	9,778	10,091
August	12,549	12,330
September	14,979	14,694
October	17,618	17,911
November	20,213	20,416
December	22,881	22,843
January	24,176	25,476
February	28,235	28,146
March	30,602	31,471
April	31,588	32,576
May	31,655	32,611
June	31,655	32,633

QUALITY

	Quantity	Base Number	Contract	AT	Region	England
% of FP17s for the same patient ID Re-attending within 3 months - Children	279	3,864	7.2%	9.7%	11.3%	11.8%
% of FP17s for the same patient ID Re-attending within 3 months - Adults	1,334	8,928	14.9%	14.0%	15.4%	15.7%
% of FP17s for the same patient ID Re-attending between 3 & 9 months - Children	1,929	3,864	49.9%	61.7%	61.3%	58.9%
% of FP17s for the same patient ID Re-attending between 3 & 9 months - Adults	3,926	8,928	44.0%	52.7%	52.1%	50.8%
% of FP17s for Band 1 Urgent Courses	1,088	12,822	8.5%	9.8%	9.5%	9.1%
% of FP17s Relating to Free Repair or Replacements	139	12,822	1.1%	0.6%	0.6%	0.8%
% of FP17s Relating to Continuations	313	12,822	2.4%	0.9%	0.8%	0.9%
% of Patients satisfied with the dentistry they have received	4	4	N/A	92.2%	92.4%	92.5%
% of Patients satisfied with the time they had to wait for an appointment	4	4	N/A	85.9%	86.3%	87.0%

* This is based on patients treated on this contract for their most recent course of treatment.

Figures in italics indicate the base number of FP17s or Patient Questionnaire responses are less than 100. N/A is shown where the base number of responses is less than 10 during the period. % is calculated as Quantity/Base number*100

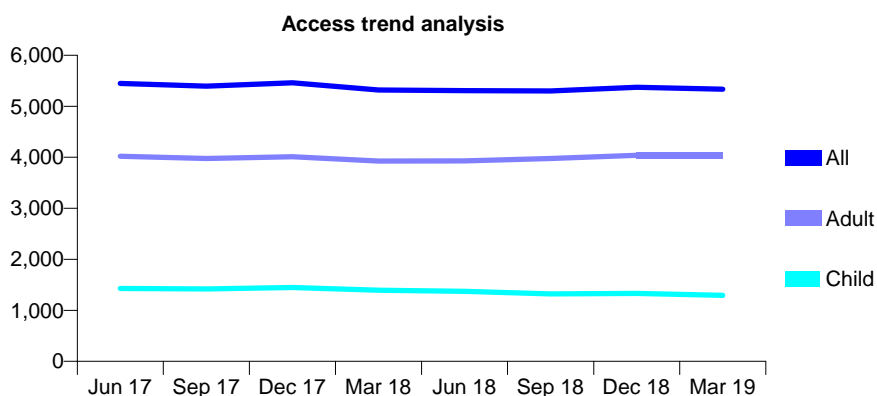
Q70 - Vital Signs At a Glance Contract Report for 139165/0001 - Year end March 2019

Name or company name	Smile Dental Care Limited
Contract type name	GDS Contract
Purpose of contract	General
Contract start date	01/04/2009
Contract end date	

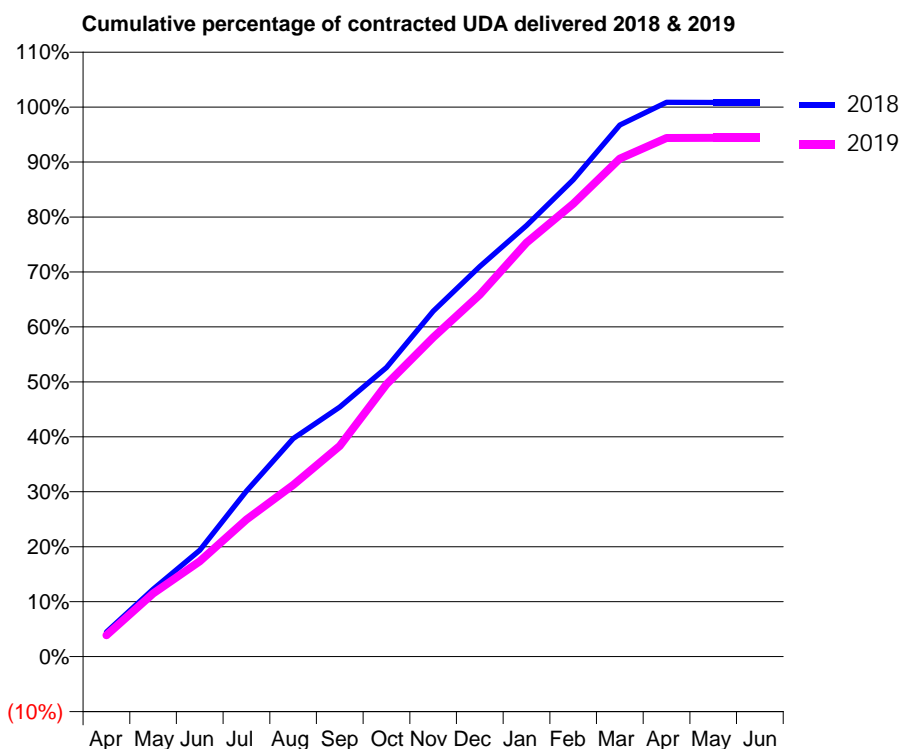
18/19 Contracted general activity (UDA)	14,950
Carry forward general activity (UDA)	0
18/19 Contracted orthodontic activity (UOA)	0
Carry forward orthodontic activity (UOA)	0
Baseline contract value	£402,448.66

ACCESS*

Patients seen in 24 months	Total	Change since previous quarter
Quarter ending March 2018	5,320	
Quarter ending June 2018	5,305	→
Quarter ending September 2018	5,301	→
Quarter ending December 2018	5,372	→
Quarter ending March 2019	5,334	→
Variance since March 2018	0.3%	→



ACTIVITY



Month	Adjusted Scheduled Activity (UDA)	
	2018	2019
April	671	583
May	1,832	1,717
June	2,892	2,590
July	4,503	3,730
August	5,935	4,672
September	6,791	5,736
October	7,862	7,410
November	9,399	8,682
December	10,613	9,847
January	11,729	11,262
February	12,970	12,317
March	14,459	13,545
April	15,078	14,109
May	15,077	14,111
June	15,075	14,110

QUALITY

	Quantity	Base Number	Contract	AT	Region	England
% of FP17s for the same patient ID Re-attending within 3 months - Children	173	2,149	8.1%	9.7%	11.3%	11.8%
% of FP17s for the same patient ID Re-attending within 3 months - Adults	856	6,251	13.7%	14.0%	15.4%	15.7%
% of FP17s for the same patient ID Re-attending between 3 & 9 months - Children	1,075	2,149	50.0%	61.7%	61.3%	58.9%
% of FP17s for the same patient ID Re-attending between 3 & 9 months - Adults	3,428	6,251	54.8%	52.7%	52.1%	50.8%
% of FP17s for Band 1 Urgent Courses	789	8,456	9.3%	9.8%	9.5%	9.1%
% of FP17s Relating to Free Repair or Replacements	83	8,456	1.0%	0.6%	0.6%	0.8%
% of FP17s Relating to Continuations	45	8,456	0.5%	0.9%	0.8%	0.9%
% of Patients satisfied with the dentistry they have received	1	1	N/A	92.2%	92.4%	92.5%
% of Patients satisfied with the time they had to wait for an appointment	1	1	N/A	85.9%	86.3%	87.0%

* This is based on patients treated on this contract for their most recent course of treatment. Figures in italics indicate the base number of FP17s or Patient Questionnaire responses are less than 100. N/A is shown where the base number of responses is less than 10 during the period. % is calculated as Quantity/Base number*100

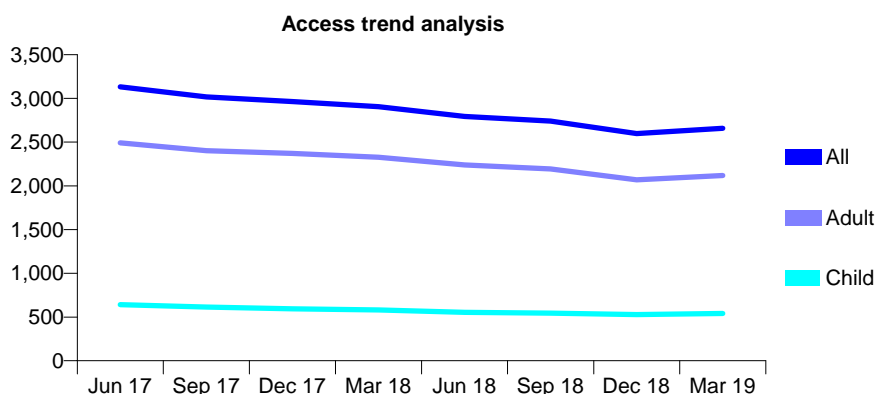
Q70 - Vital Signs At a Glance Contract Report for 139181/0003 - Year end March 2019

Name or company name	Bassett Dental Practice Ltd
Contract type name	GDS Contract
Purpose of contract	General
Contract start date	01/04/2010
Contract end date	

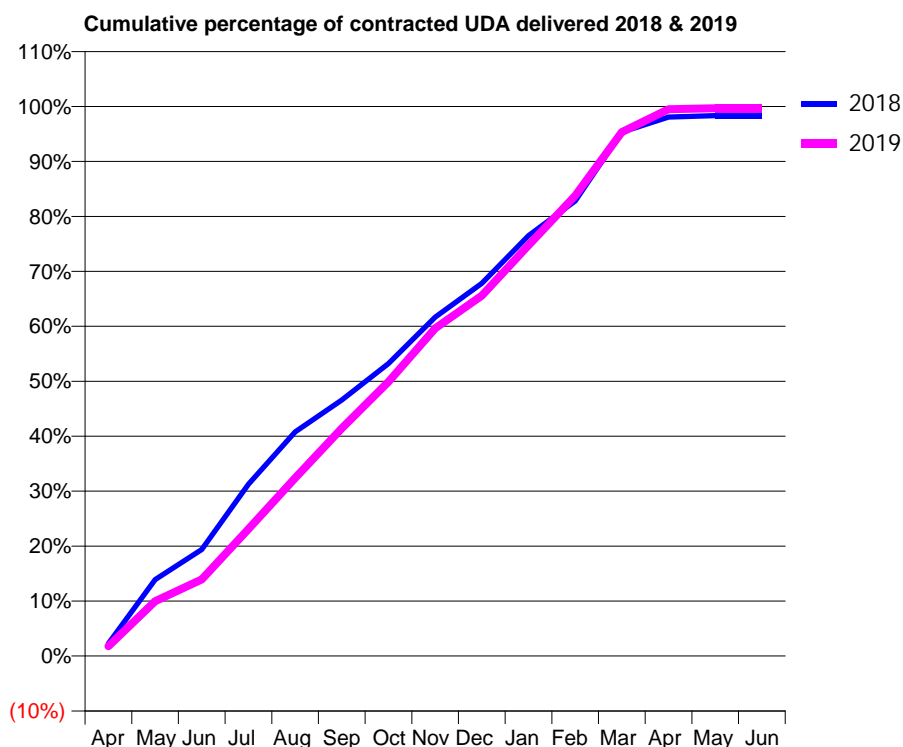
18/19 Contracted general activity (UDA)	7,500
Carry forward general activity (UDA)	113
18/19 Contracted orthodontic activity (UOA)	0
Carry forward orthodontic activity (UOA)	0
Baseline contract value	£181,403.70

ACCESS*

Patients seen in 24 months	Total	Change since previous quarter
Quarter ending March 2018	2,906	
Quarter ending June 2018	2,793	↓
Quarter ending September 2018	2,739	↓
Quarter ending December 2018	2,598	↓
Quarter ending March 2019	2,657	↑
Variance since March 2018	(8.6%)	↓



ACTIVITY



Month	Adjusted Scheduled Activity (UDA)	
	2018	2019
April	156	134
May	947	750
June	1,319	1,045
July	2,126	1,734
August	2,774	2,430
September	3,168	3,108
October	3,620	3,743
November	4,196	4,473
December	4,614	4,918
January	5,204	5,605
February	5,634	6,284
March	6,486	7,150
April	6,673	7,462
May	6,690	7,475
June	6,690	7,475

QUALITY

	Quantity	Base Number	Contract	AT	Region	England
% of FP17s for the same patient ID Re-attending within 3 months - Children	36	807	4.5%	9.7%	11.3%	11.8%
% of FP17s for the same patient ID Re-attending within 3 months - Adults	575	3,086	18.6%	14.0%	15.4%	15.7%
% of FP17s for the same patient ID Re-attending between 3 & 9 months - Children	487	807	60.3%	61.7%	61.3%	58.9%
% of FP17s for the same patient ID Re-attending between 3 & 9 months - Adults	1,715	3,086	55.6%	52.7%	52.1%	50.8%
% of FP17s for Band 1 Urgent Courses	453	3,930	11.5%	9.8%	9.5%	9.1%
% of FP17s Relating to Free Repair or Replacements	47	3,930	1.2%	0.6%	0.6%	0.8%
% of FP17s Relating to Continuations	109	3,930	2.8%	0.9%	0.8%	0.9%
% of Patients satisfied with the dentistry they have received	0	0	N/A	92.2%	92.4%	92.5%
% of Patients satisfied with the time they had to wait for an appointment	0	0	N/A	85.9%	86.3%	87.0%

* This is based on patients treated on this contract for their most recent course of treatment. Figures in italics indicate the base number of FP17s or Patient Questionnaire responses are less than 100. N/A is shown where the base number of responses is less than 10 during the period. % is calculated as Quantity/Base number*100

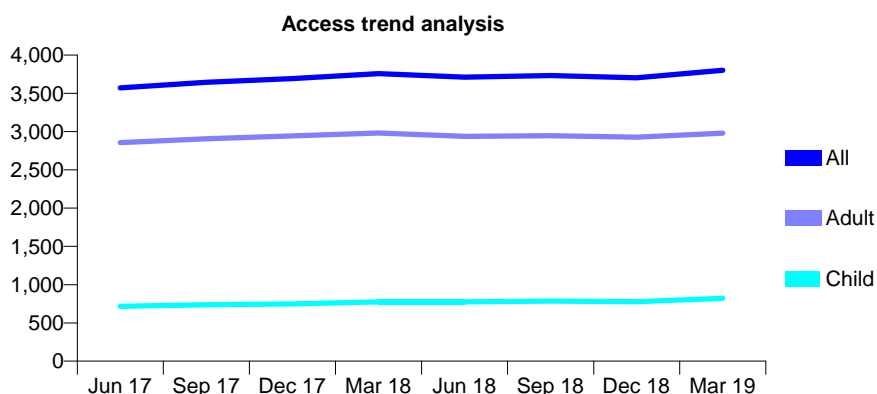
Q70 - Vital Signs At a Glance Contract Report for 139661/0001 - Year end March 2019

Name or company name	Swapnil Krishnarao Shinde
Contract type name	GDS Contract
Purpose of contract	General
Contract start date	01/09/2015
Contract end date	

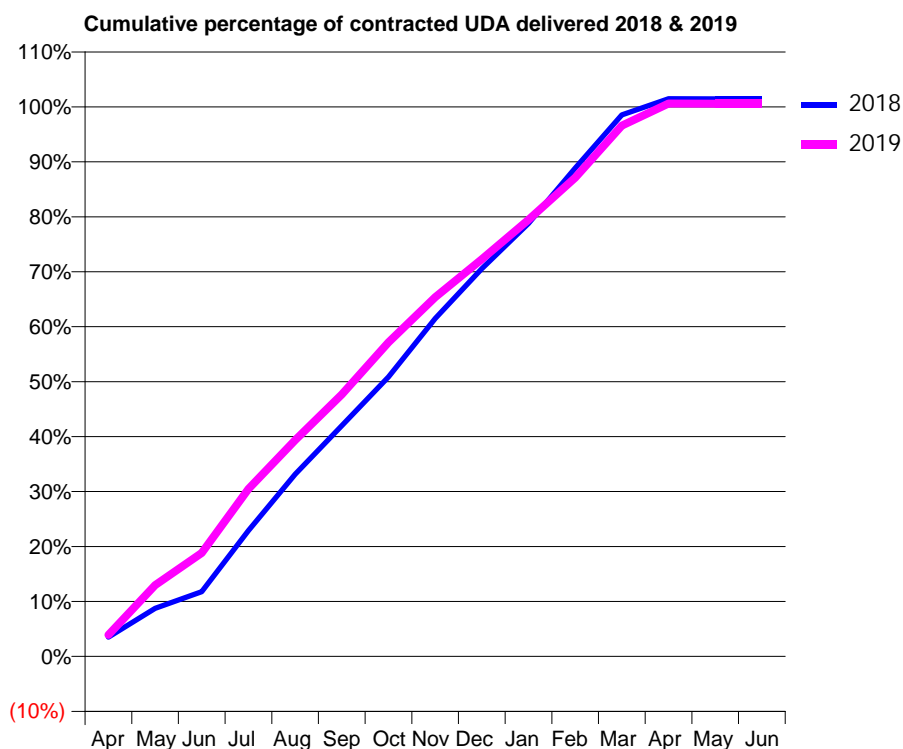
18/19 Contracted general activity (UDA)	9,544
Carry forward general activity (UDA)	0
18/19 Contracted orthodontic activity (UOA)	0
Carry forward orthodontic activity (UOA)	0
Baseline contract value	£220,852.98

ACCESS*

Patients seen in 24 months	Total	Change since previous quarter
Quarter ending March 2018	3,756	
Quarter ending June 2018	3,711	↓
Quarter ending September 2018	3,732	→
Quarter ending December 2018	3,703	→
Quarter ending March 2019	3,800	↑
Variance since March 2018	1.2%	→



ACTIVITY



Month	Adjusted Scheduled Activity (UDA)	
	2018	2019
April	335	374
May	835	1,237
June	1,125	1,795
July	2,188	2,907
August	3,166	3,754
September	4,006	4,547
October	4,852	5,455
November	5,867	6,239
December	6,733	6,898
January	7,520	7,583
February	8,480	8,313
March	9,403	9,216
April	9,684	9,602
May	9,683	9,599
June	9,683	9,599

QUALITY

	Quantity	Base Number	Contract	AT	Region	England
% of FP17s for the same patient ID Re-attending within 3 months - Children	59	1,189	5.0%	9.7%	11.3%	11.8%
% of FP17s for the same patient ID Re-attending within 3 months - Adults	510	4,631	11.0%	14.0%	15.4%	15.7%
% of FP17s for the same patient ID Re-attending between 3 & 9 months - Children	763	1,189	64.2%	61.7%	61.3%	58.9%
% of FP17s for the same patient ID Re-attending between 3 & 9 months - Adults	3,293	4,631	71.1%	52.7%	52.1%	50.8%
% of FP17s for Band 1 Urgent Courses	245	4,999	4.9%	9.8%	9.5%	9.1%
% of FP17s Relating to Free Repair or Replacements	21	4,999	0.4%	0.6%	0.6%	0.8%
% of FP17s Relating to Continuations	13	4,999	0.3%	0.9%	0.8%	0.9%
% of Patients satisfied with the dentistry they have received	5	5	N/A	92.2%	92.4%	92.5%
% of Patients satisfied with the time they had to wait for an appointment	5	5	N/A	85.9%	86.3%	87.0%

* This is based on patients treated on this contract for their most recent course of treatment.

Figures in italics indicate the base number of FP17s or Patient Questionnaire responses are less than 100. N/A is shown where the base number of responses is less than 10 during the period. % is calculated as Quantity/Base number*100

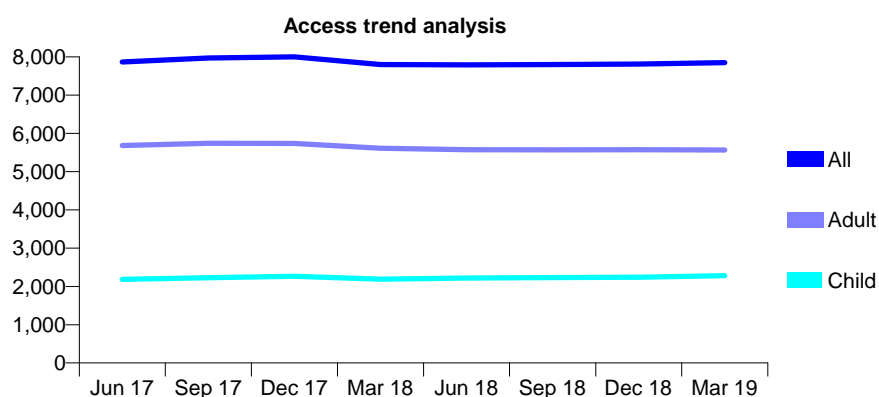
Q70 - Vital Signs At a Glance Contract Report for 141003/0001 - Year end March 2019

Name or company name	Rensburg Pty Limited
Contract type name	GDS Contract
Purpose of contract	General
Contract start date	01/11/2010
Contract end date	

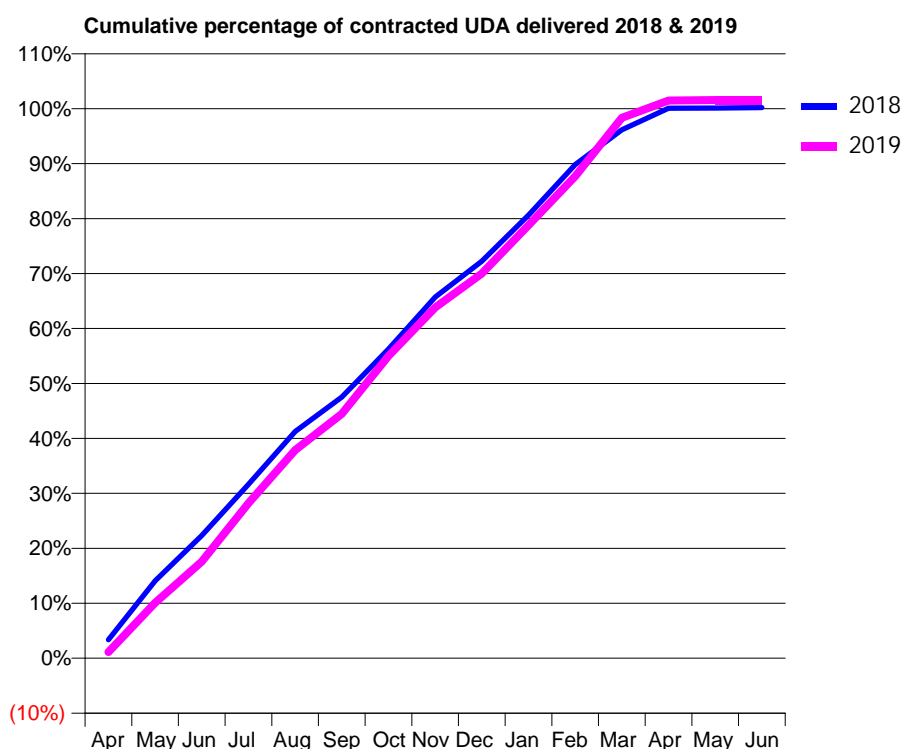
18/19 Contracted general activity (UDA)	18,000
Carry forward general activity (UDA)	0
18/19 Contracted orthodontic activity (UOA)	0
Carry forward orthodontic activity (UOA)	0
Baseline contract value	£437,859.11

ACCESS*

Patients seen in 24 months	Total	Change since previous quarter
Quarter ending March 2018	7,801	
Quarter ending June 2018	7,793	→
Quarter ending September 2018	7,800	→
Quarter ending December 2018	7,811	→
Quarter ending March 2019	7,847	→
Variance since March 2018	0.6%	→



ACTIVITY



Month	2018	2019
April	604	202
May	2,538	1,820
June	4,022	3,165
July	5,697	5,076
August	7,425	6,816
September	8,555	8,005
October	10,127	9,902
November	11,826	11,492
December	13,002	12,600
January	14,515	14,180
February	16,168	15,789
March	17,303	17,701
April	18,011	18,264
May	18,020	18,281
June	18,033	18,283

QUALITY

	Quantity	Base Number	Contract	AT	Region	England
% of FP17s for the same patient ID Re-attending within 3 months - Children	193	3,157	6.1%	9.7%	11.3%	11.8%
% of FP17s for the same patient ID Re-attending within 3 months - Adults	920	6,612	13.9%	14.0%	15.4%	15.7%
% of FP17s for the same patient ID Re-attending between 3 & 9 months - Children	1,730	3,157	54.8%	61.7%	61.3%	58.9%
% of FP17s for the same patient ID Re-attending between 3 & 9 months - Adults	2,833	6,612	42.8%	52.7%	52.1%	50.8%
% of FP17s for Band 1 Urgent Courses	933	9,628	9.7%	9.8%	9.5%	9.1%
% of FP17s Relating to Free Repair or Replacements	24	9,628	0.2%	0.6%	0.6%	0.8%
% of FP17s Relating to Continuations	8	9,628	0.1%	0.9%	0.8%	0.9%
% of Patients satisfied with the dentistry they have received	1	1	N/A	92.2%	92.4%	92.5%
% of Patients satisfied with the time they had to wait for an appointment	1	1	N/A	85.9%	86.3%	87.0%

* This is based on patients treated on this contract for their most recent course of treatment.

Figures in italics indicate the base number of FP17s or Patient Questionnaire responses are less than 100. N/A is shown where the base number of responses is less than 10 during the period. % is calculated as Quantity/Base number*100

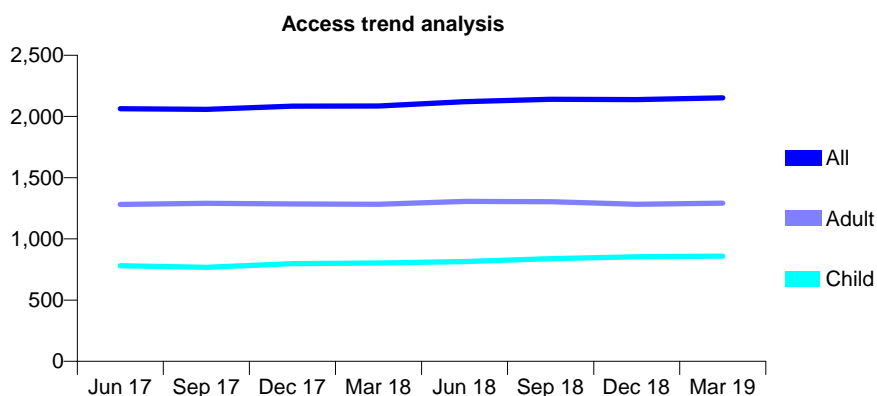
Q70 - Vital Signs At a Glance Contract Report for 144592/0001 - Year end March 2019

Name or company name	Van Der Merwe
Contract type name	GDS Contract
Purpose of contract	General
Contract start date	01/04/2014
Contract end date	

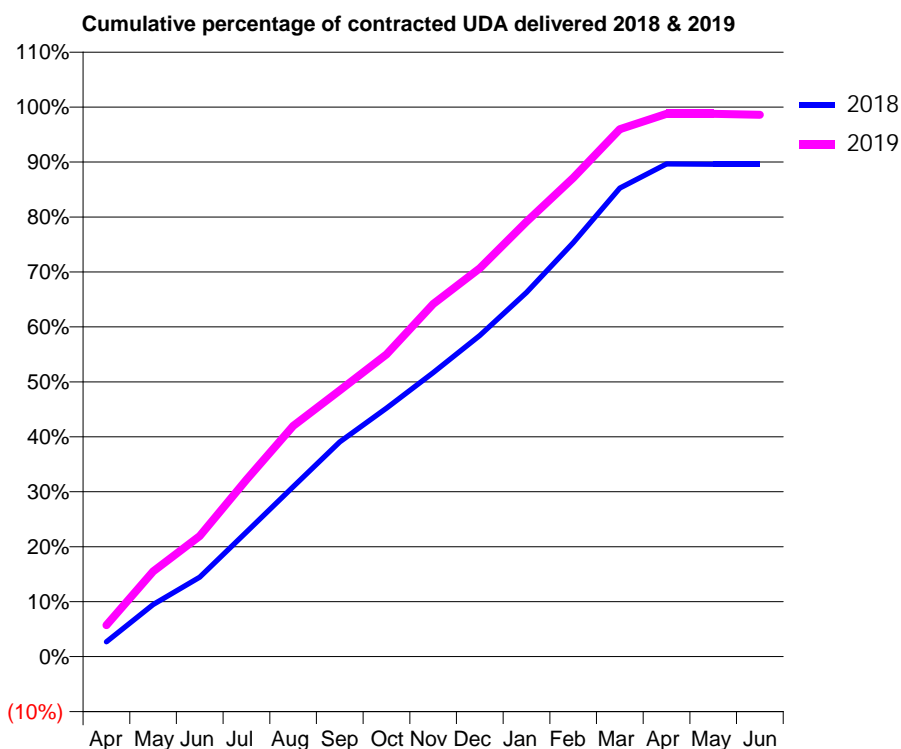
18/19 Contracted general activity (UDA)	6,197
Carry forward general activity (UDA)	0
18/19 Contracted orthodontic activity (UOA)	0
Carry forward orthodontic activity (UOA)	0
Baseline contract value	£140,956.78

ACCESS*

Patients seen in 24 months	Total	Change since previous quarter
Quarter ending March 2018	2,086	
Quarter ending June 2018	2,122	→
Quarter ending September 2018	2,141	→
Quarter ending December 2018	2,138	→
Quarter ending March 2019	2,152	→
Variance since March 2018	3.2%	↑



ACTIVITY



Month	Adjusted Scheduled Activity (UDA)	
	2018	2019
April	168	356
May	587	961
June	896	1,360
July	1,406	1,994
August	1,916	2,601
September	2,420	3,002
October	2,802	3,408
November	3,202	3,977
December	3,620	4,378
January	4,107	4,905
February	4,668	5,398
March	5,284	5,946
April	5,556	6,122
May	5,554	6,122
June	5,554	6,110

QUALITY

	Quantity	Base Number	Contract	AT	Region	England
% of FP17s for the same patient ID Re-attending within 3 months - Children	115	1,493	7.7%	9.7%	11.3%	11.8%
% of FP17s for the same patient ID Re-attending within 3 months - Adults	233	1,941	12.0%	14.0%	15.4%	15.7%
% of FP17s for the same patient ID Re-attending between 3 & 9 months - Children	999	1,493	66.9%	61.7%	61.3%	58.9%
% of FP17s for the same patient ID Re-attending between 3 & 9 months - Adults	1,265	1,941	65.2%	52.7%	52.1%	50.8%
% of FP17s for Band 1 Urgent Courses	160	3,385	4.7%	9.8%	9.5%	9.1%
% of FP17s Relating to Free Repair or Replacements	24	3,385	0.7%	0.6%	0.6%	0.8%
% of FP17s Relating to Continuations	1	3,385	0.0%	0.9%	0.8%	0.9%
% of Patients satisfied with the dentistry they have received	1	1	N/A	92.2%	92.4%	92.5%
% of Patients satisfied with the time they had to wait for an appointment	1	1	N/A	85.9%	86.3%	87.0%

* This is based on patients treated on this contract for their most recent course of treatment. Figures in italics indicate the base number of FP17s or Patient Questionnaire responses are less than 100. N/A is shown where the base number of responses is less than 10 during the period. % is calculated as Quantity/Base number*100

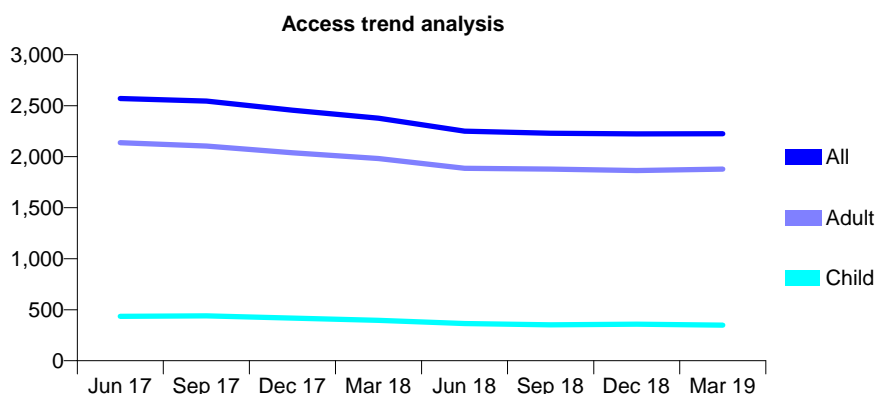
Q70 - Vital Signs At a Glance Contract Report for 145068/0001 - Year end March 2019

Name or company name	Island Dental Care
Contract type name	GDS Contract
Purpose of contract	General
Contract start date	01/04/2015
Contract end date	

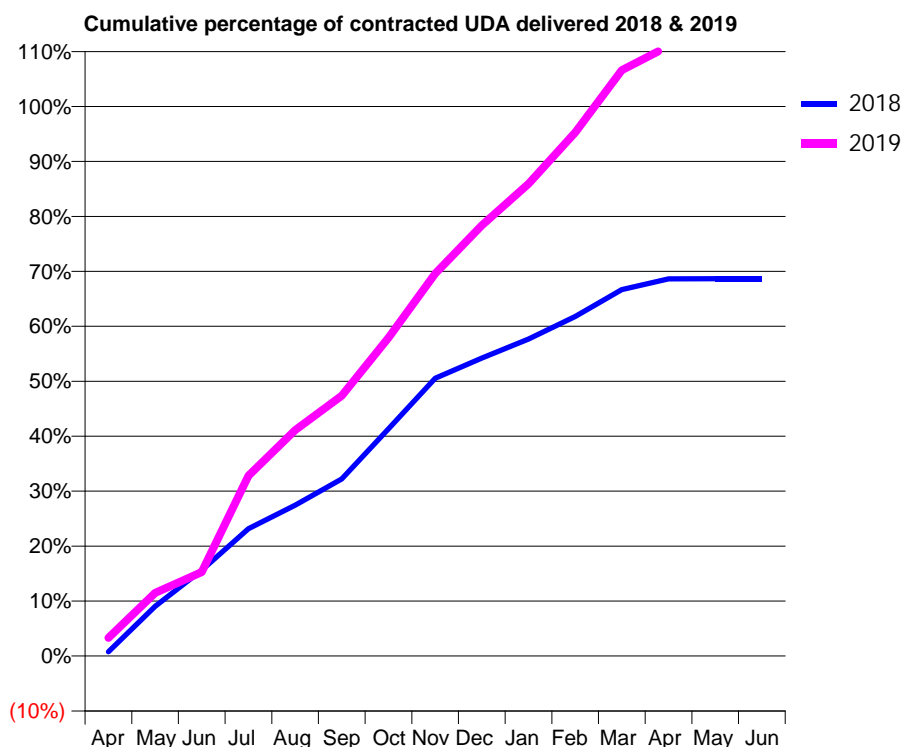
18/19 Contracted general activity (UDA)	5,500
Carry forward general activity (UDA)	0
18/19 Contracted orthodontic activity (UOA)	0
Carry forward orthodontic activity (UOA)	0
Baseline contract value	£123,795.77

ACCESS*

Patients seen in 24 months	Total	Change since previous quarter
Quarter ending March 2018	2,377	
Quarter ending June 2018	2,250	↓
Quarter ending September 2018	2,230	→
Quarter ending December 2018	2,224	→
Quarter ending March 2019	2,226	→
Variance since March 2018	(6.4%)	↓



ACTIVITY



Month	Adjusted Scheduled Activity (UDA)	
	2018	2019
April	77	182
May	917	632
June	1,583	840
July	2,347	1,805
August	2,784	2,260
September	3,268	2,606
October	4,192	3,186
November	5,124	3,828
December	5,496	4,310
January	5,848	4,726
February	6,263	5,241
March	6,759	5,863
April	6,959	6,105
May	6,962	6,106
June	6,962	6,106

QUALITY

	Quantity	Base Number	Contract	AT	Region	England
% of FP17s for the same patient ID Re-attending within 3 months - Children	14	391	3.6%	9.7%	11.3%	11.8%
% of FP17s for the same patient ID Re-attending within 3 months - Adults	169	2,485	6.8%	14.0%	15.4%	15.7%
% of FP17s for the same patient ID Re-attending between 3 & 9 months - Children	185	391	47.3%	61.7%	61.3%	58.9%
% of FP17s for the same patient ID Re-attending between 3 & 9 months - Adults	1,467	2,485	59.0%	52.7%	52.1%	50.8%
% of FP17s for Band 1 Urgent Courses	119	2,902	4.1%	9.8%	9.5%	9.1%
% of FP17s Relating to Free Repair or Replacements	9	2,902	0.3%	0.6%	0.6%	0.8%
% of FP17s Relating to Continuations	17	2,902	0.6%	0.9%	0.8%	0.9%
% of Patients satisfied with the dentistry they have received	1	1	N/A	92.2%	92.4%	92.5%
% of Patients satisfied with the time they had to wait for an appointment	1	1	N/A	85.9%	86.3%	87.0%

* This is based on patients treated on this contract for their most recent course of treatment. Figures in italics indicate the base number of FP17s or Patient Questionnaire responses are less than 100. N/A is shown where the base number of responses is less than 10 during the period. % is calculated as Quantity/Base number*100

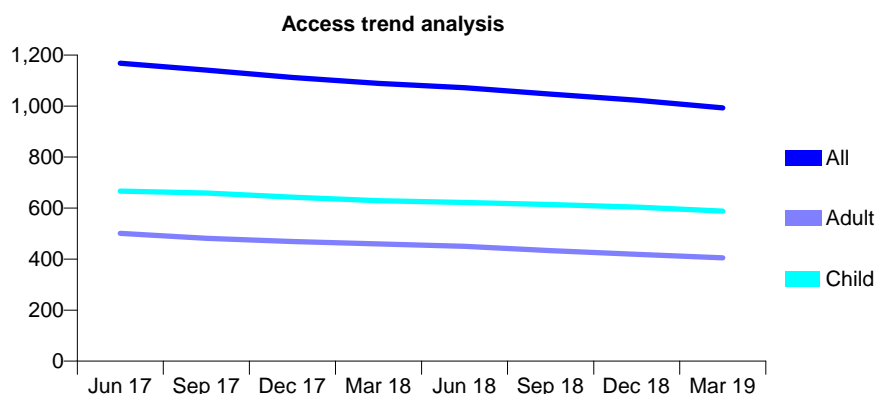
Q70 - Vital Signs At a Glance Contract Report for 145122/0001 - Year end March 2019

Name or company name	Stubbington Avenue Dental Practice
Contract type name	GDS Contract
Purpose of contract	General
Contract start date	01/01/2015
Contract end date	

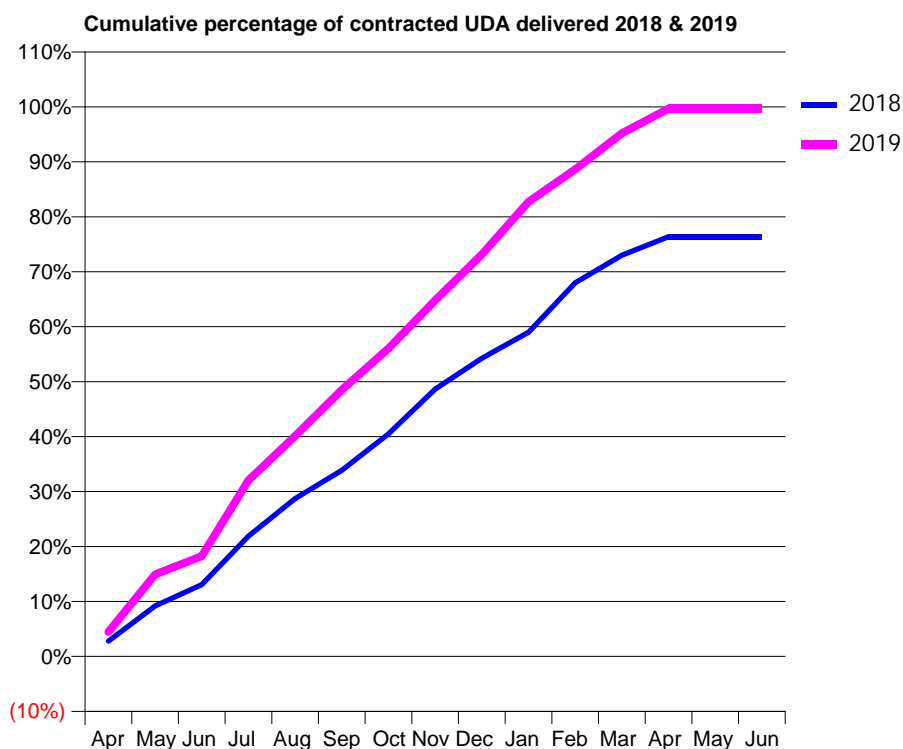
18/19 Contracted general activity (UDA)	2,200
Carry forward general activity (UDA)	0
18/19 Contracted orthodontic activity (UOA)	0
Carry forward orthodontic activity (UOA)	0
Baseline contract value	£50,190.63

ACCESS*

Patients seen in 24 months	Total	Change since previous quarter
Quarter ending March 2018	1,089	
Quarter ending June 2018	1,072	↓
Quarter ending September 2018	1,047	↓
Quarter ending December 2018	1,023	↓
Quarter ending March 2019	993	↓
Variance since March 2018	(8.8%)	↓



ACTIVITY



Month	Adjusted Scheduled Activity (UDA)	
	2018	2019
April	83	98
May	275	329
June	390	401
July	654	705
August	860	883
September	1,012	1,067
October	1,211	1,233
November	1,455	1,426
December	1,622	1,609
January	1,764	1,820
February	2,032	1,950
March	2,183	2,094
April	2,284	2,193
May	2,284	2,193
June	2,284	2,193

QUALITY

	Quantity	Base Number	Contract	AT	Region	England
% of FP17s for the same patient ID Re-attending within 3 months - Children	52	1,036	5.0%	9.7%	11.3%	11.8%
% of FP17s for the same patient ID Re-attending within 3 months - Adults	45	565	8.0%	14.0%	15.4%	15.7%
% of FP17s for the same patient ID Re-attending between 3 & 9 months - Children	804	1,036	77.6%	61.7%	61.3%	58.9%
% of FP17s for the same patient ID Re-attending between 3 & 9 months - Adults	437	565	77.3%	52.7%	52.1%	50.8%
% of FP17s for Band 1 Urgent Courses	54	1,604	3.4%	9.8%	9.5%	9.1%
% of FP17s Relating to Free Repair or Replacements	0	1,604	0.0%	0.6%	0.6%	0.8%
% of FP17s Relating to Continuations	1	1,604	0.1%	0.9%	0.8%	0.9%
% of Patients satisfied with the dentistry they have received	0	0	N/A	92.2%	92.4%	92.5%
% of Patients satisfied with the time they had to wait for an appointment	0	0	N/A	85.9%	86.3%	87.0%

* This is based on patients treated on this contract for their most recent course of treatment. Figures in italics indicate the base number of FP17s or Patient Questionnaire responses are less than 100. N/A is shown where the base number of responses is less than 10 during the period. % is calculated as Quantity/Base number*100

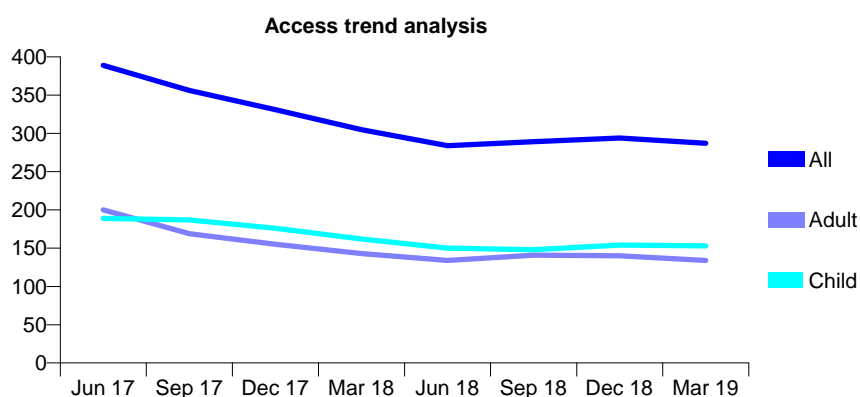
Q70 - Vital Signs At a Glance Contract Report for 145785/0001 - Year end March 2019

Name or company name	The Anchorage Practice Limited
Contract type name	GDS Contract
Purpose of contract	General
Contract start date	01/09/2008
Contract end date	

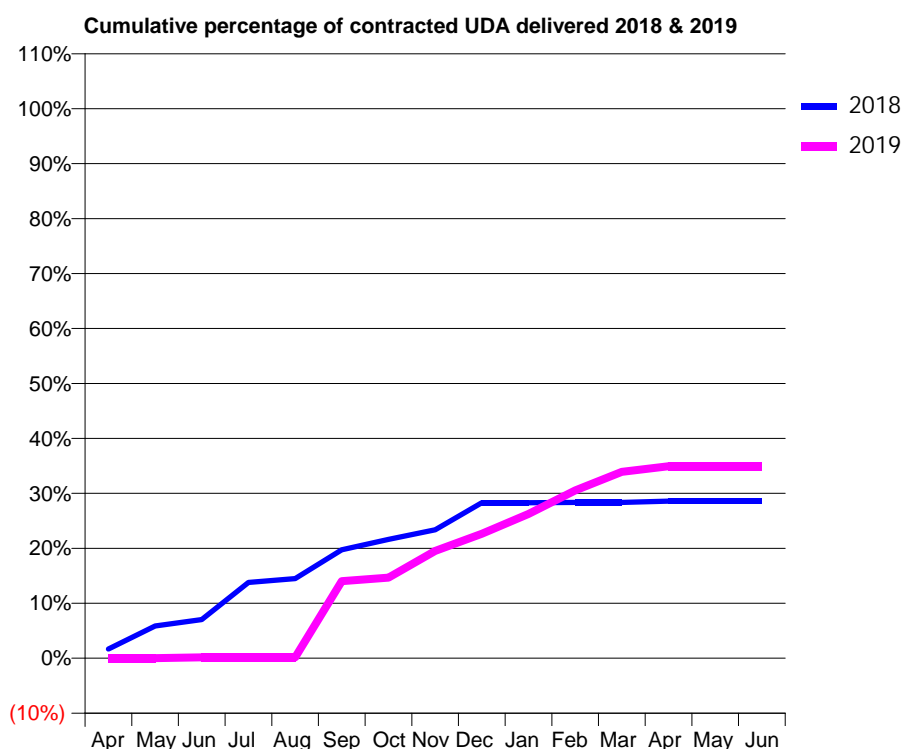
18/19 Contracted general activity (UDA)	1,850
Carry forward general activity (UDA)	0
18/19 Contracted orthodontic activity (UOA)	0
Carry forward orthodontic activity (UOA)	0
Baseline contract value	£43,304.62

ACCESS*

Patients seen in 24 months	Total	Change since previous quarter
Quarter ending March 2018	305	
Quarter ending June 2018	284	↓
Quarter ending September 2018	289	→
Quarter ending December 2018	294	→
Quarter ending March 2019	287	↓
Variance since March 2018	(5.9%)	↓



ACTIVITY



Month	2018	2019
April	31	0
May	108	0
June	130	3
July	255	3
August	268	3
September	365	259
October	400	271
November	432	361
December	524	419
January	524	486
February	525	565
March	525	627
April	529	646
May	529	646
June	529	646

QUALITY

	Quantity	Base Number	Contract	AT	Region	England
% of FP17s for the same patient ID Re-attending within 3 months - Children	14	216	6.5%	9.7%	11.3%	11.8%
% of FP17s for the same patient ID Re-attending within 3 months - Adults	11	144	7.6%	14.0%	15.4%	15.7%
% of FP17s for the same patient ID Re-attending between 3 & 9 months - Children	70	216	32.4%	61.7%	61.3%	58.9%
% of FP17s for the same patient ID Re-attending between 3 & 9 months - Adults	49	144	34.0%	52.7%	52.1%	50.8%
% of FP17s for Band 1 Urgent Courses	1	367	0.3%	9.8%	9.5%	9.1%
% of FP17s Relating to Free Repair or Replacements	3	367	0.8%	0.6%	0.6%	0.8%
% of FP17s Relating to Continuations	0	367	0.0%	0.9%	0.8%	0.9%
% of Patients satisfied with the dentistry they have received	0	0	N/A	92.2%	92.4%	92.5%
% of Patients satisfied with the time they had to wait for an appointment	0	0	N/A	85.9%	86.3%	87.0%

* This is based on patients treated on this contract for their most recent course of treatment.

Figures in italics indicate the base number of FP17s or Patient Questionnaire responses are less than 100. N/A is shown where the base number of responses is less than 10 during the period. % is calculated as Quantity/Base number*100

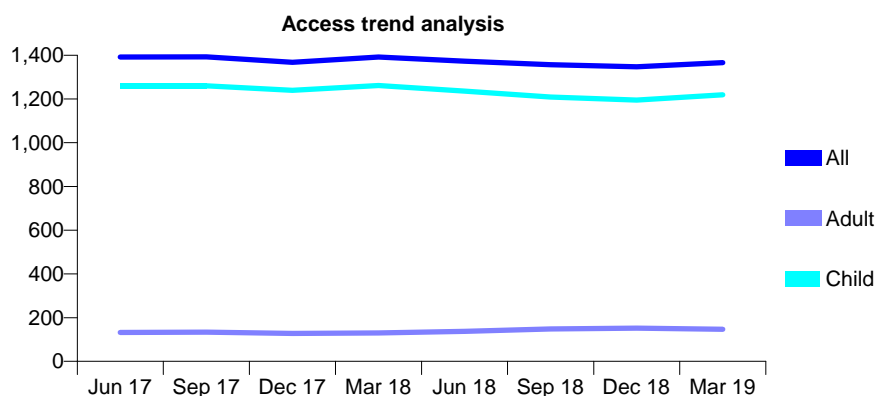
Q70 - Vital Signs At a Glance Contract Report for 146005/0001 - Year end March 2019

Name or company name	Mr T F Visser
Contract type name	GDS Contract
Purpose of contract	General
Contract start date	02/06/2014
Contract end date	

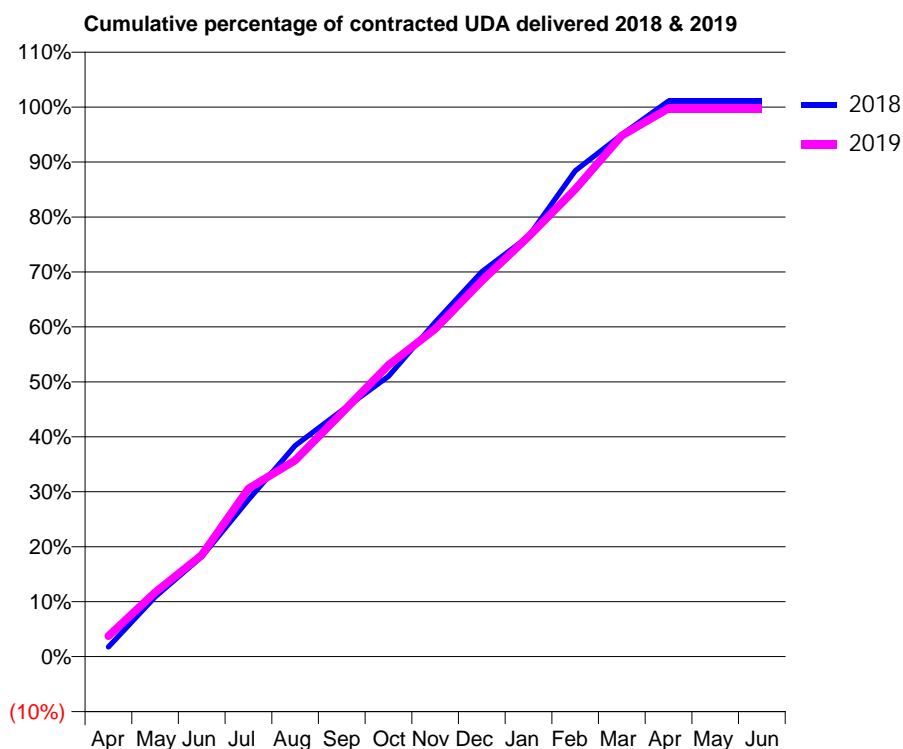
18/19 Contracted general activity (UDA)	2,910
Carry forward general activity (UDA)	0
18/19 Contracted orthodontic activity (UOA)	0
Carry forward orthodontic activity (UOA)	0
Baseline contract value	£64,701.72

ACCESS*

Patients seen in 24 months	Total	Change since previous quarter
Quarter ending March 2018	1,392	
Quarter ending June 2018	1,373	↓
Quarter ending September 2018	1,357	↓
Quarter ending December 2018	1,347	→
Quarter ending March 2019	1,366	→
Variance since March 2018	(1.9%)	↓



ACTIVITY



Month	Adjusted Scheduled Activity (UDA)	
	2018	2019
April	51	109
May	317	340
June	530	538
July	831	890
August	1,118	1,040
September	1,303	1,291
October	1,485	1,543
November	1,771	1,735
December	2,037	1,989
January	2,225	2,224
February	2,572	2,475
March	2,764	2,759
April	2,943	2,903
May	2,943	2,903
June	2,943	2,903

QUALITY

	Quantity	Base Number	Contract	AT	Region	England
% of FP17s for the same patient ID Re-attending within 3 months - Children	132	1,988	6.6%	9.7%	11.3%	11.8%
% of FP17s for the same patient ID Re-attending within 3 months - Adults	2	61	3.3%	14.0%	15.4%	15.7%
% of FP17s for the same patient ID Re-attending between 3 & 9 months - Children	1,399	1,988	70.4%	61.7%	61.3%	58.9%
% of FP17s for the same patient ID Re-attending between 3 & 9 months - Adults	50	61	82.0%	52.7%	52.1%	50.8%
% of FP17s for Band 1 Urgent Courses	74	2,053	3.6%	9.8%	9.5%	9.1%
% of FP17s Relating to Free Repair or Replacements	0	2,053	0.0%	0.6%	0.6%	0.8%
% of FP17s Relating to Continuations	24	2,053	1.2%	0.9%	0.8%	0.9%
% of Patients satisfied with the dentistry they have received	0	0	N/A	92.2%	92.4%	92.5%
% of Patients satisfied with the time they had to wait for an appointment	0	0	N/A	85.9%	86.3%	87.0%

* This is based on patients treated on this contract for their most recent course of treatment. Figures in italics indicate the base number of FP17s or Patient Questionnaire responses are less than 100. N/A is shown where the base number of responses is less than 10 during the period. % is calculated as Quantity/Base number*100

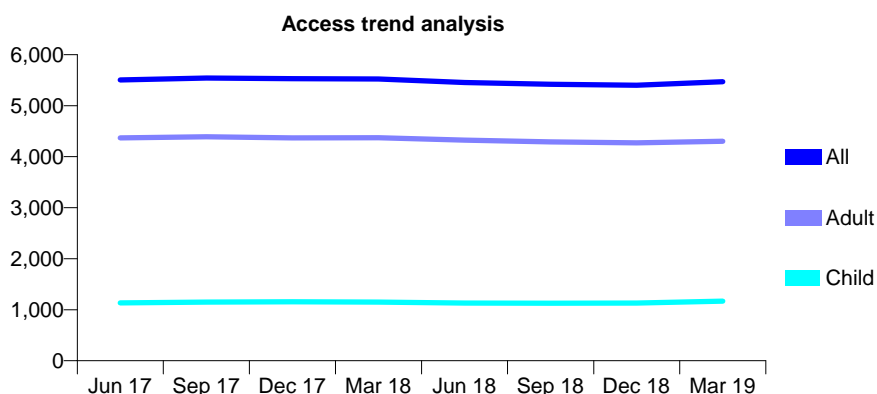
Q70 - Vital Signs At a Glance Contract Report for 146447/0001 - Year end March 2019

Name or company name	Dentapol Ltd
Contract type name	GDS Contract
Purpose of contract	General
Contract start date	01/11/2006
Contract end date	

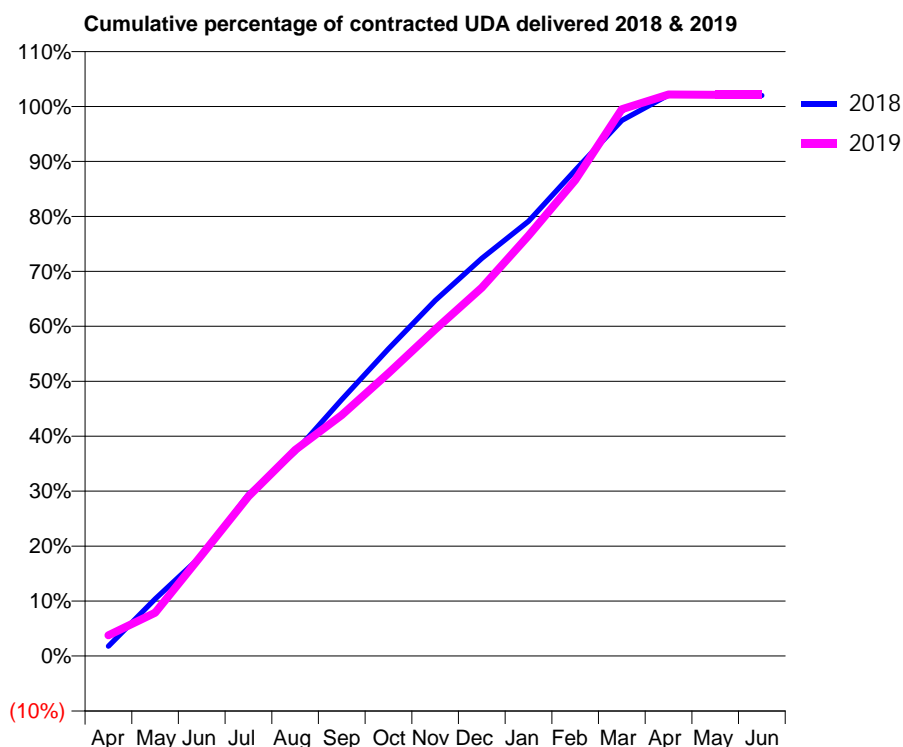
18/19 Contracted general activity (UDA)	16,000
Carry forward general activity (UDA)	0
18/19 Contracted orthodontic activity (UOA)	0
Carry forward orthodontic activity (UOA)	0
Baseline contract value	£467,820.33

ACCESS*

Patients seen in 24 months	Total	Change since previous quarter
Quarter ending March 2018	5,522	
Quarter ending June 2018	5,456	↓
Quarter ending September 2018	5,418	→
Quarter ending December 2018	5,401	→
Quarter ending March 2019	5,471	→
Variance since March 2018	(0.9%)	→



ACTIVITY



Month	Adjusted Scheduled Activity (UDA)	
	2018	2019
April	290	604
May	1,665	1,258
June	2,924	2,943
July	4,702	4,650
August	5,944	6,002
September	7,467	7,014
October	8,945	8,236
November	10,353	9,506
December	11,577	10,724
January	12,660	12,240
February	14,142	13,857
March	15,594	15,922
April	16,332	16,349
May	16,329	16,341
June	16,319	16,341

QUALITY

	Quantity	Base Number	Contract	AT	Region	England
% of FP17s for the same patient ID Re-attending within 3 months - Children	128	1,764	7.3%	9.7%	11.3%	11.8%
% of FP17s for the same patient ID Re-attending within 3 months - Adults	910	6,331	14.4%	14.0%	15.4%	15.7%
% of FP17s for the same patient ID Re-attending between 3 & 9 months - Children	1,129	1,764	64.0%	61.7%	61.3%	58.9%
% of FP17s for the same patient ID Re-attending between 3 & 9 months - Adults	3,804	6,331	60.1%	52.7%	52.1%	50.8%
% of FP17s for Band 1 Urgent Courses	606	7,968	7.6%	9.8%	9.5%	9.1%
% of FP17s Relating to Free Repair or Replacements	135	7,968	1.7%	0.6%	0.6%	0.8%
% of FP17s Relating to Continuations	56	7,968	0.7%	0.9%	0.8%	0.9%
% of Patients satisfied with the dentistry they have received	0	2	N/A	92.2%	92.4%	92.5%
% of Patients satisfied with the time they had to wait for an appointment	0	2	N/A	85.9%	86.3%	87.0%

* This is based on patients treated on this contract for their most recent course of treatment.

Figures in italics indicate the base number of FP17s or Patient Questionnaire responses are less than 100. N/A is shown where the base number of responses is less than 10 during the period. % is calculated as Quantity/Base number*100

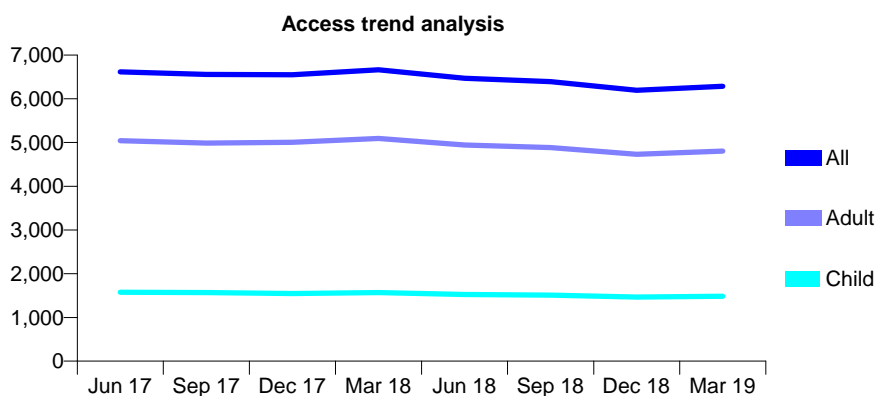
Q70 - Vital Signs At a Glance Contract Report for 146447/0002 - Year end March 2019

Name or company name	Dentapol Ltd
Contract type name	GDS Contract
Purpose of contract	General
Contract start date	01/01/2007
Contract end date	

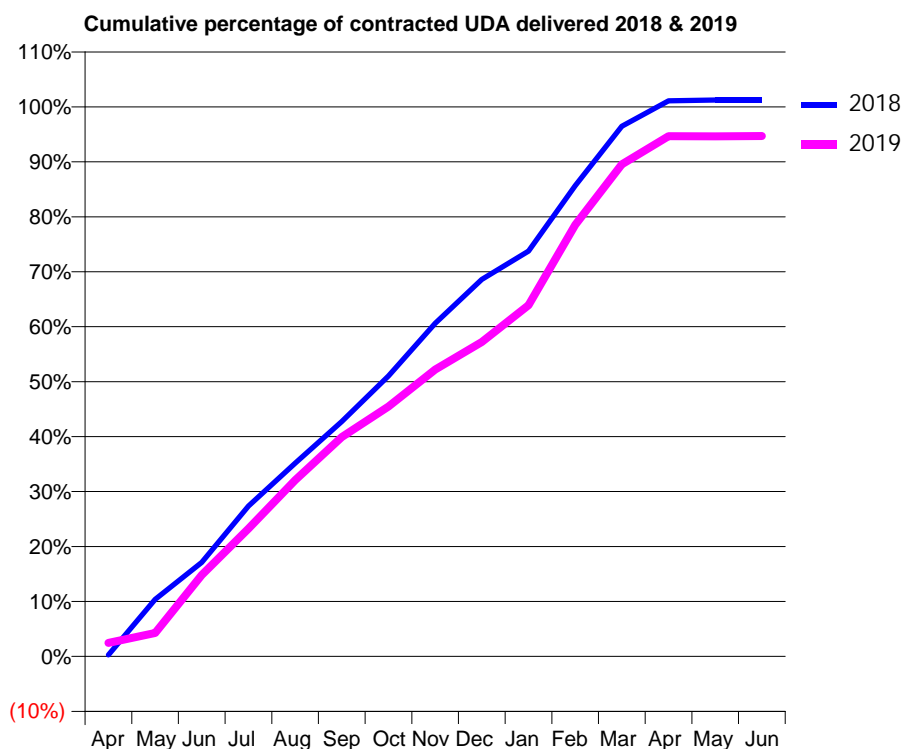
18/19 Contracted general activity (UDA)	24,000
Carry forward general activity (UDA)	0
18/19 Contracted orthodontic activity (UOA)	0
Carry forward orthodontic activity (UOA)	0
Baseline contract value	£599,887.62

ACCESS*

Patients seen in 24 months	Total	Change since previous quarter
Quarter ending March 2018	6,662	
Quarter ending June 2018	6,469	↓
Quarter ending September 2018	6,391	↓
Quarter ending December 2018	6,197	↓
Quarter ending March 2019	6,286	→
Variance since March 2018	(5.6%)	↓



ACTIVITY



Month	Adjusted Scheduled Activity (UDA)	
	2018	2019
April	69	592
May	2,495	1,030
June	4,106	3,557
July	6,565	5,585
August	8,442	7,695
September	10,258	9,577
October	12,248	10,912
November	14,546	12,532
December	16,461	13,731
January	17,704	15,338
February	20,563	18,849
March	23,153	21,486
April	24,258	22,715
May	24,302	22,714
June	24,294	22,722

QUALITY

	Quantity	Base Number	Contract	AT	Region	England
% of FP17s for the same patient ID Re-attending within 3 months - Children	214	2,208	9.7%	9.7%	11.3%	11.8%
% of FP17s for the same patient ID Re-attending within 3 months - Adults	1,189	6,386	18.6%	14.0%	15.4%	15.7%
% of FP17s for the same patient ID Re-attending between 3 & 9 months - Children	1,349	2,208	61.1%	61.7%	61.3%	58.9%
% of FP17s for the same patient ID Re-attending between 3 & 9 months - Adults	3,318	6,386	52.0%	52.7%	52.1%	50.8%
% of FP17s for Band 1 Urgent Courses	1,115	8,632	12.9%	9.8%	9.5%	9.1%
% of FP17s Relating to Free Repair or Replacements	78	8,632	0.9%	0.6%	0.6%	0.8%
% of FP17s Relating to Continuations	94	8,632	1.1%	0.9%	0.8%	0.9%
% of Patients satisfied with the dentistry they have received	1	1	N/A	92.2%	92.4%	92.5%
% of Patients satisfied with the time they had to wait for an appointment	1	1	N/A	85.9%	86.3%	87.0%

* This is based on patients treated on this contract for their most recent course of treatment. Figures in italics indicate the base number of FP17s or Patient Questionnaire responses are less than 100. N/A is shown where the base number of responses is less than 10 during the period. % is calculated as Quantity/Base number*100

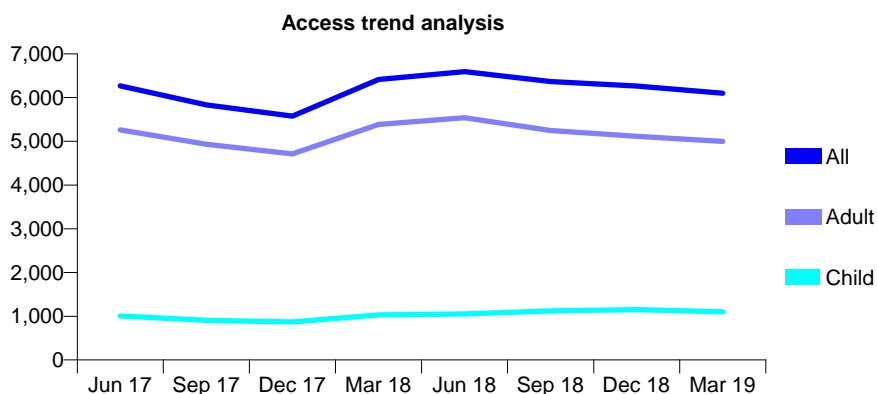
Q70 - Vital Signs At a Glance Contract Report for 146447/0003 - Year end March 2019

Name or company name	Dentapol Ltd
Contract type name	GDS Contract
Purpose of contract	General
Contract start date	01/01/2007
Contract end date	

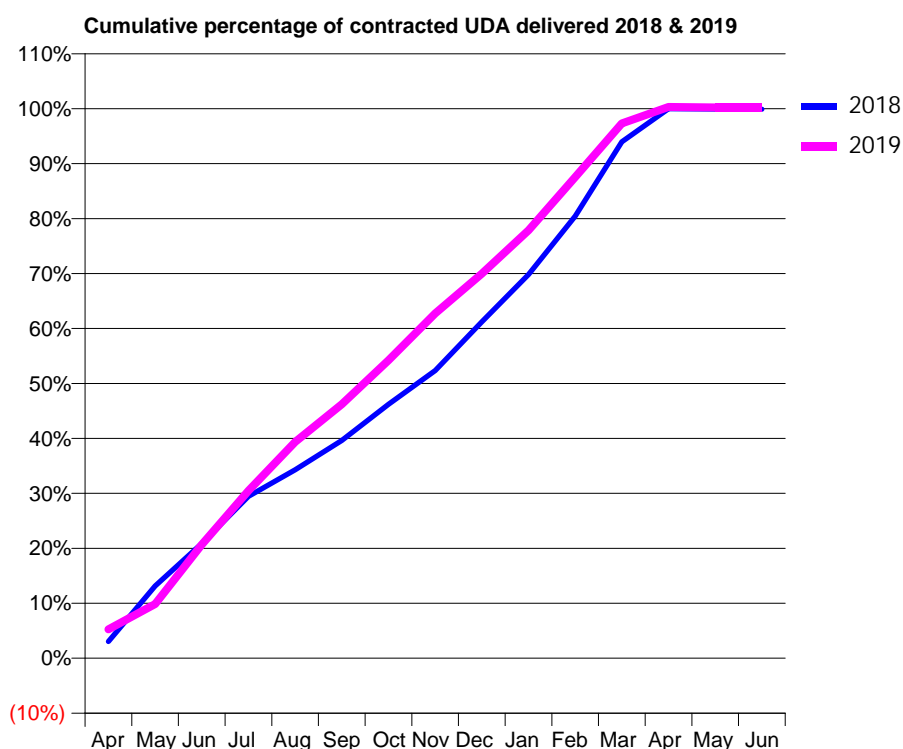
18/19 Contracted general activity (UDA)	19,806
Carry forward general activity (UDA)	22
18/19 Contracted orthodontic activity (UOA)	0
Carry forward orthodontic activity (UOA)	0
Baseline contract value	£549,963.05

ACCESS*

Patients seen in 24 months	Total	Change since previous quarter
Quarter ending March 2018	6,412	
Quarter ending June 2018	6,594	↑
Quarter ending September 2018	6,368	↓
Quarter ending December 2018	6,263	↓
Quarter ending March 2019	6,098	↓
Variance since March 2018	(4.9%)	↓



ACTIVITY



Month	Adjusted Scheduled Activity (UDA)	
	2018	2019
April	601	1,039
May	2,603	1,954
June	4,132	4,091
July	5,839	6,041
August	6,795	7,796
September	7,848	9,153
October	9,155	10,739
November	10,370	12,425
December	12,118	13,861
January	13,829	15,422
February	15,936	17,345
March	18,614	19,275
April	19,802	19,868
May	19,791	19,852
June	19,784	19,852

QUALITY

	Quantity	Base Number	Contract	AT	Region	England
% of FP17s for the same patient ID Re-attending within 3 months - Children	81	1,878	4.3%	9.7%	11.3%	11.8%
% of FP17s for the same patient ID Re-attending within 3 months - Adults	699	7,982	8.8%	14.0%	15.4%	15.7%
% of FP17s for the same patient ID Re-attending between 3 & 9 months - Children	914	1,878	48.7%	61.7%	61.3%	58.9%
% of FP17s for the same patient ID Re-attending between 3 & 9 months - Adults	4,051	7,982	50.8%	52.7%	52.1%	50.8%
% of FP17s for Band 1 Urgent Courses	1,366	9,731	14.0%	9.8%	9.5%	9.1%
% of FP17s Relating to Free Repair or Replacements	53	9,731	0.5%	0.6%	0.6%	0.8%
% of FP17s Relating to Continuations	33	9,731	0.3%	0.9%	0.8%	0.9%
% of Patients satisfied with the dentistry they have received	2	2	N/A	92.2%	92.4%	92.5%
% of Patients satisfied with the time they had to wait for an appointment	1	2	N/A	85.9%	86.3%	87.0%

* This is based on patients treated on this contract for their most recent course of treatment. Figures in italics indicate the base number of FP17s or Patient Questionnaire responses are less than 100. N/A is shown where the base number of responses is less than 10 during the period. % is calculated as Quantity/Base number*100

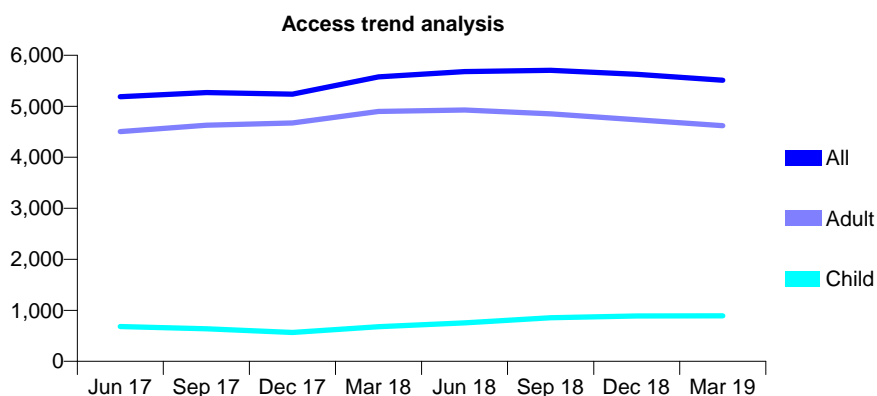
Q70 - Vital Signs At a Glance Contract Report for 146447/0004 - Year end March 2019

Name or company name	Dentapol Ltd
Contract type name	GDS Contract
Purpose of contract	General
Contract start date	01/01/2007
Contract end date	

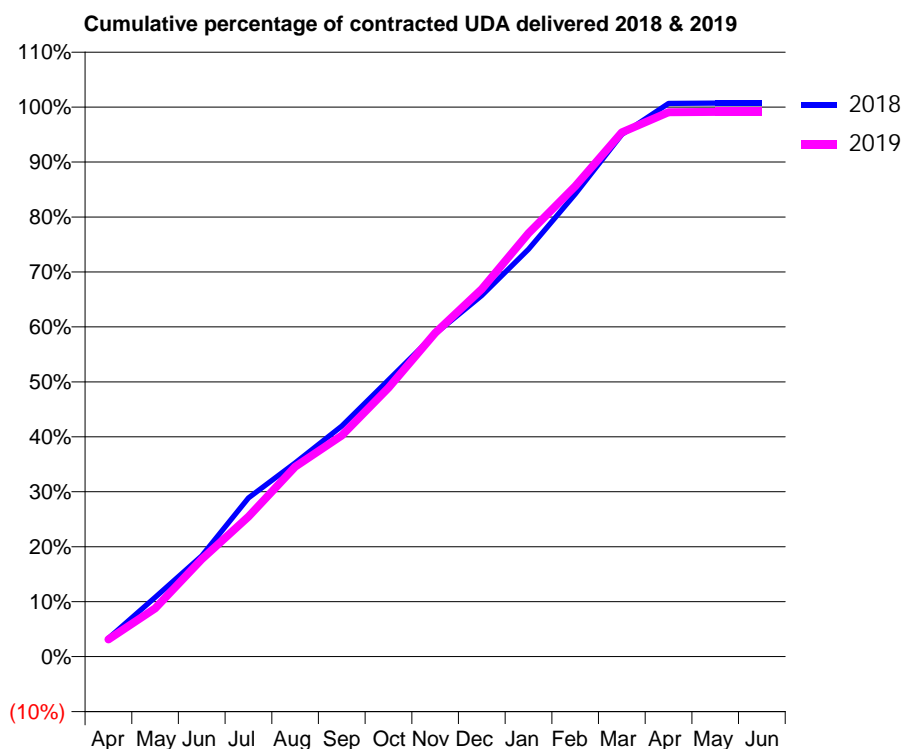
18/19 Contracted general activity (UDA)	18,910
Carry forward general activity (UDA)	0
18/19 Contracted orthodontic activity (UOA)	0
Carry forward orthodontic activity (UOA)	0
Baseline contract value	£545,786.93

ACCESS*

Patients seen in 24 months	Total	Change since previous quarter
Quarter ending March 2018	5,576	
Quarter ending June 2018	5,680	→
Quarter ending September 2018	5,706	→
Quarter ending December 2018	5,627	↓
Quarter ending March 2019	5,510	↓
Variance since March 2018	(1.2%)	↓



ACTIVITY



Month	Adjusted Scheduled Activity (UDA)	
	2018	2019
April	629	595
May	2,039	1,661
June	3,468	3,353
July	5,463	4,815
August	6,665	6,533
September	7,932	7,611
October	9,521	9,249
November	11,113	11,138
December	12,424	12,651
January	14,018	14,567
February	15,916	16,188
March	17,967	18,037
April	19,036	18,730
May	19,045	18,743
June	19,045	18,742

QUALITY

	Quantity	Base Number	Contract	AT	Region	England
% of FP17s for the same patient ID Re-attending within 3 months - Children	102	1,477	6.9%	9.7%	11.3%	11.8%
% of FP17s for the same patient ID Re-attending within 3 months - Adults	1,242	7,579	16.4%	14.0%	15.4%	15.7%
% of FP17s for the same patient ID Re-attending between 3 & 9 months - Children	626	1,477	42.4%	61.7%	61.3%	58.9%
% of FP17s for the same patient ID Re-attending between 3 & 9 months - Adults	4,209	7,579	55.5%	52.7%	52.1%	50.8%
% of FP17s for Band 1 Urgent Courses	1,127	8,999	12.5%	9.8%	9.5%	9.1%
% of FP17s Relating to Free Repair or Replacements	118	8,999	1.3%	0.6%	0.6%	0.8%
% of FP17s Relating to Continuations	91	8,999	1.0%	0.9%	0.8%	0.9%
% of Patients satisfied with the dentistry they have received	2	2	N/A	92.2%	92.4%	92.5%
% of Patients satisfied with the time they had to wait for an appointment	2	2	N/A	85.9%	86.3%	87.0%

* This is based on patients treated on this contract for their most recent course of treatment. Figures in italics indicate the base number of FP17s or Patient Questionnaire responses are less than 100. N/A is shown where the base number of responses is less than 10 during the period. % is calculated as Quantity/Base number*100

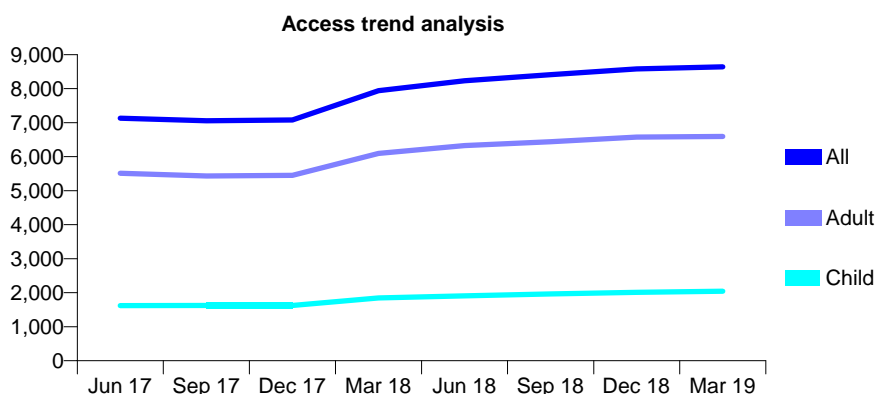
Q70 - Vital Signs At a Glance Contract Report for 146447/0005 - Year end March 2019

Name or company name	Dr Patrycja Drozdziel
Contract type name	GDS Contract
Purpose of contract	General
Contract start date	01/01/2009
Contract end date	

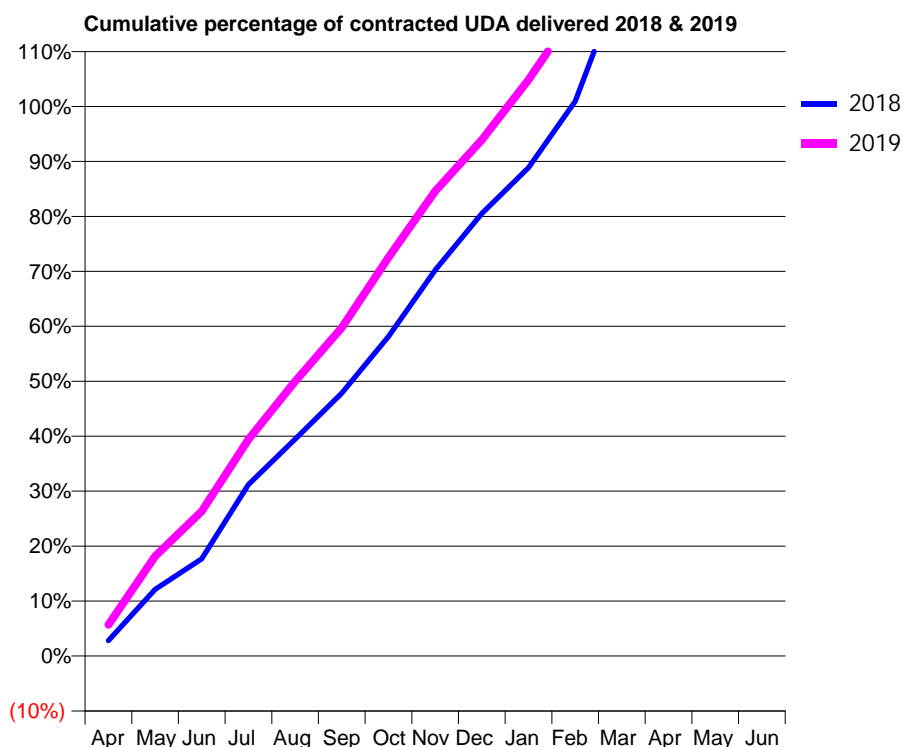
18/19 Contracted general activity (UDA)	21,000
Carry forward general activity (UDA)	0
18/19 Contracted orthodontic activity (UOA)	0
Carry forward orthodontic activity (UOA)	0
Baseline contract value	£509,333.01

ACCESS*

Patients seen in 24 months	Total	Change since previous quarter
Quarter ending March 2018	7,941	
Quarter ending June 2018	8,235	↑
Quarter ending September 2018	8,408	↑
Quarter ending December 2018	8,582	↑
Quarter ending March 2019	8,640	→
Variance since March 2018	8.8%	↑



ACTIVITY



Month	Adjusted Scheduled Activity (UDA)	
	2018	2019
April	592	1,197
May	2,544	3,814
June	3,717	5,532
July	6,551	8,279
August	8,289	10,495
September	10,047	12,541
October	12,208	15,228
November	14,751	17,760
December	16,907	19,720
January	18,664	22,016
February	21,198	24,631
March	25,872	26,871
April	26,828	27,269
May	26,832	27,284
June	26,832	27,285

QUALITY

	Quantity	Base Number	Contract	AT	Region	England
% of FP17s for the same patient ID Re-attending within 3 months - Children	161	3,148	5.1%	9.7%	11.3%	11.8%
% of FP17s for the same patient ID Re-attending within 3 months - Adults	1,224	10,104	12.1%	14.0%	15.4%	15.7%
% of FP17s for the same patient ID Re-attending between 3 & 9 months - Children	2,131	3,148	67.7%	61.7%	61.3%	58.9%
% of FP17s for the same patient ID Re-attending between 3 & 9 months - Adults	6,365	10,104	63.0%	52.7%	52.1%	50.8%
% of FP17s for Band 1 Urgent Courses	875	13,064	6.7%	9.8%	9.5%	9.1%
% of FP17s Relating to Free Repair or Replacements	114	13,064	0.9%	0.6%	0.6%	0.8%
% of FP17s Relating to Continuations	130	13,064	1.0%	0.9%	0.8%	0.9%
% of Patients satisfied with the dentistry they have received	3	3	N/A	92.2%	92.4%	92.5%
% of Patients satisfied with the time they had to wait for an appointment	3	3	N/A	85.9%	86.3%	87.0%

* This is based on patients treated on this contract for their most recent course of treatment. Figures in italics indicate the base number of FP17s or Patient Questionnaire responses are less than 100. N/A is shown where the base number of responses is less than 10 during the period. % is calculated as Quantity/Base number*100

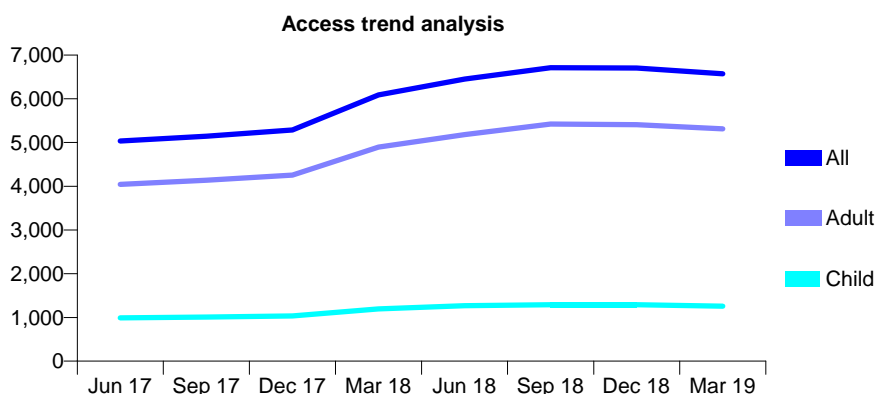
Q70 - Vital Signs At a Glance Contract Report for 146447/0006 - Year end March 2019

Name or company name	Dentapol Ltd
Contract type name	PDS Plus Contract
Purpose of contract	General
Contract start date	01/12/2010
Contract end date	31/03/2019

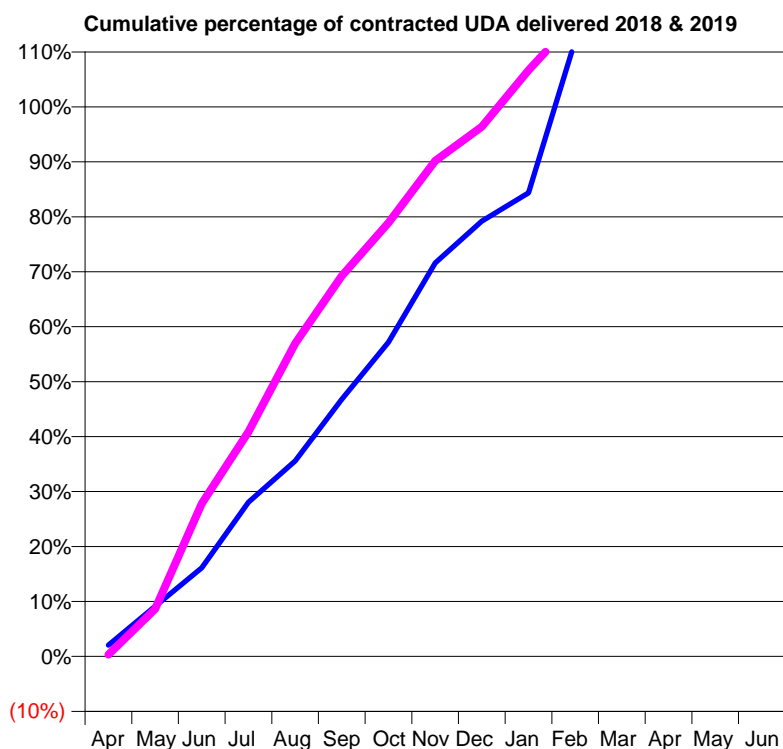
18/19 Contracted general activity (UDA)	13,000
Carry forward general activity (UDA)	0
18/19 Contracted orthodontic activity (UOA)	0
Carry forward orthodontic activity (UOA)	0
Baseline contract value	£220,271.17

ACCESS*

Patients seen in 24 months	Total	Change since previous quarter
Quarter ending March 2018	6,091	
Quarter ending June 2018	6,448	↑
Quarter ending September 2018	6,711	↑
Quarter ending December 2018	6,702	→
Quarter ending March 2019	6,572	↓
Variance since March 2018	7.9%	↑



ACTIVITY



Month	Adjusted Scheduled Activity (UDA)	
	2018	2019
April	267	43
May	1,189	1,123
June	2,098	3,614
July	3,648	5,314
August	4,627	7,404
September	6,083	9,002
October	7,434	10,258
November	9,308	11,720
December	10,296	12,527
January	10,967	13,867
February	14,568	15,060
March	16,557	16,264
April	17,394	16,763
May	17,418	16,761
June	17,416	16,759

QUALITY

	Quantity	Base Number	Contract	AT	Region	England
% of FP17s for the same patient ID Re-attending within 3 months - Children	95	1,756	5.4%	9.7%	11.3%	11.8%
% of FP17s for the same patient ID Re-attending within 3 months - Adults	839	7,370	11.4%	14.0%	15.4%	15.7%
% of FP17s for the same patient ID Re-attending between 3 & 9 months - Children	1,117	1,756	63.6%	61.7%	61.3%	58.9%
% of FP17s for the same patient ID Re-attending between 3 & 9 months - Adults	4,174	7,370	56.6%	52.7%	52.1%	50.8%
% of FP17s for Band 1 Urgent Courses	592	8,987	6.6%	9.8%	9.5%	9.1%
% of FP17s Relating to Free Repair or Replacements	41	8,987	0.5%	0.6%	0.6%	0.8%
% of FP17s Relating to Continuations	47	8,987	0.5%	0.9%	0.8%	0.9%
% of Patients satisfied with the dentistry they have received	1	2	N/A	92.2%	92.4%	92.5%
% of Patients satisfied with the time they had to wait for an appointment	1	2	N/A	85.9%	86.3%	87.0%

* This is based on patients treated on this contract for their most recent course of treatment. Figures in italics indicate the base number of FP17s or Patient Questionnaire responses are less than 100. N/A is shown where the base number of responses is less than 10 during the period. % is calculated as Quantity/Base number*100

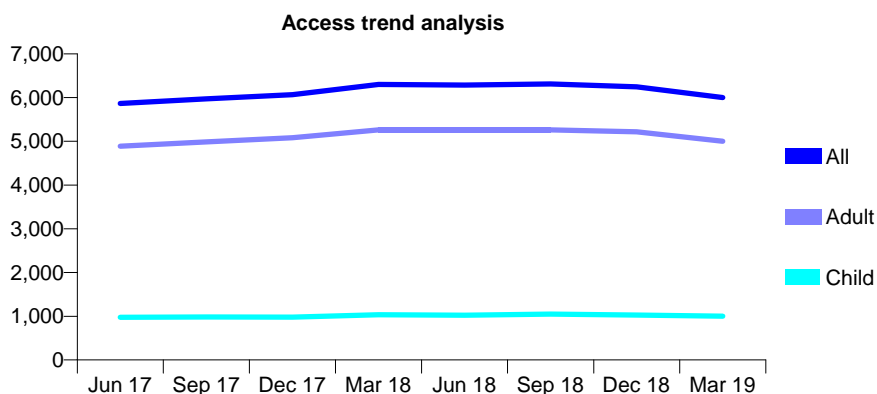
Q70 - Vital Signs At a Glance Contract Report for 146447/0007 - Year end March 2019

Name or company name	Dentapol Ltd
Contract type name	PDS Plus Contract
Purpose of contract	General
Contract start date	01/12/2010
Contract end date	31/03/2019

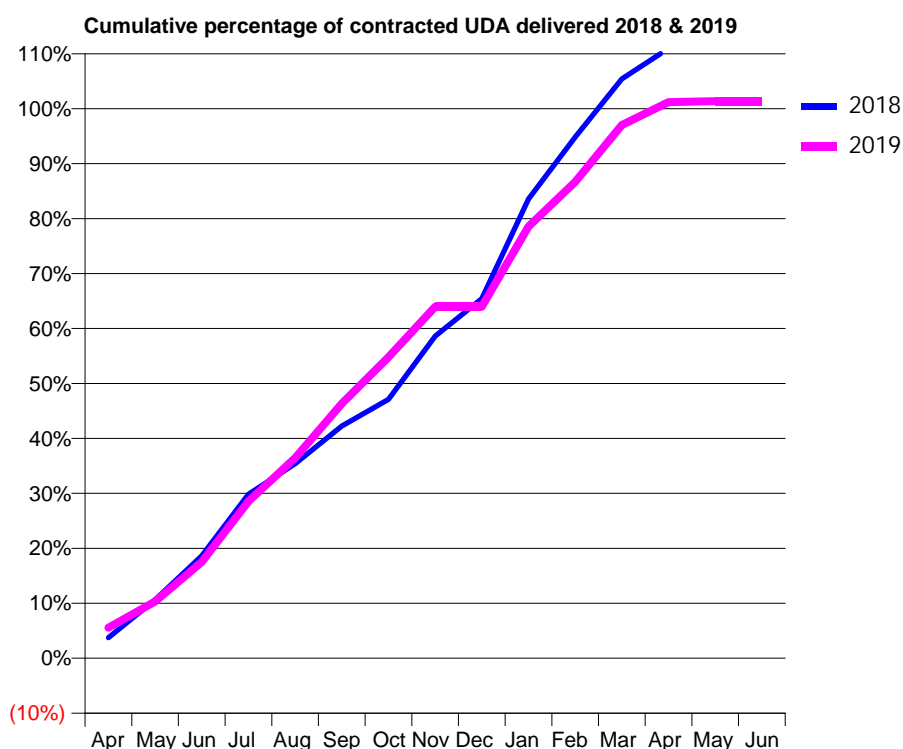
18/19 Contracted general activity (UDA)	16,400
Carry forward general activity (UDA)	0
18/19 Contracted orthodontic activity (UOA)	0
Carry forward orthodontic activity (UOA)	0
Baseline contract value	£279,693.36

ACCESS*

Patients seen in 24 months	Total	Change since previous quarter
Quarter ending March 2018	6,301	
Quarter ending June 2018	6,286	→
Quarter ending September 2018	6,311	→
Quarter ending December 2018	6,245	↓
Quarter ending March 2019	6,002	↓
Variance since March 2018	(4.7%)	↓



ACTIVITY



Month	Adjusted Scheduled Activity (UDA)	
	2018	2019
April	616	911
May	1,743	1,693
June	3,055	2,870
July	4,892	4,683
August	5,804	5,981
September	6,925	7,595
October	7,728	8,987
November	9,611	10,491
December	10,731	10,491
January	13,706	12,884
February	15,554	14,219
March	17,287	15,907
April	18,199	16,593
May	18,186	16,621
June	18,186	16,621

QUALITY

	Quantity	Base Number	Contract	AT	Region	England
% of FP17s for the same patient ID Re-attending within 3 months - Children	77	1,334	5.8%	9.7%	11.3%	11.8%
% of FP17s for the same patient ID Re-attending within 3 months - Adults	826	6,331	13.0%	14.0%	15.4%	15.7%
% of FP17s for the same patient ID Re-attending between 3 & 9 months - Children	791	1,334	59.3%	61.7%	61.3%	58.9%
% of FP17s for the same patient ID Re-attending between 3 & 9 months - Adults	3,347	6,331	52.9%	52.7%	52.1%	50.8%
% of FP17s for Band 1 Urgent Courses	741	7,606	9.7%	9.8%	9.5%	9.1%
% of FP17s Relating to Free Repair or Replacements	39	7,606	0.5%	0.6%	0.6%	0.8%
% of FP17s Relating to Continuations	25	7,606	0.3%	0.9%	0.8%	0.9%
% of Patients satisfied with the dentistry they have received	7	7	N/A	92.2%	92.4%	92.5%
% of Patients satisfied with the time they had to wait for an appointment	7	7	N/A	85.9%	86.3%	87.0%

* This is based on patients treated on this contract for their most recent course of treatment.

Figures in italics indicate the base number of FP17s or Patient Questionnaire responses are less than 100. N/A is shown where the base number of responses is less than 10 during the period. % is calculated as Quantity/Base number*100

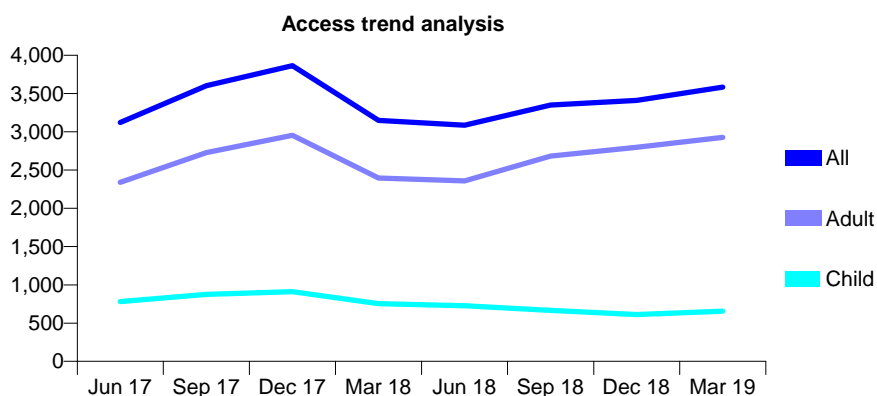
Q70 - Vital Signs At a Glance Contract Report for 146447/0008 - Year end March 2019

Name or company name	Dentapol Ltd
Contract type name	PDS Plus Contract
Purpose of contract	General
Contract start date	01/02/2011
Contract end date	31/03/2019

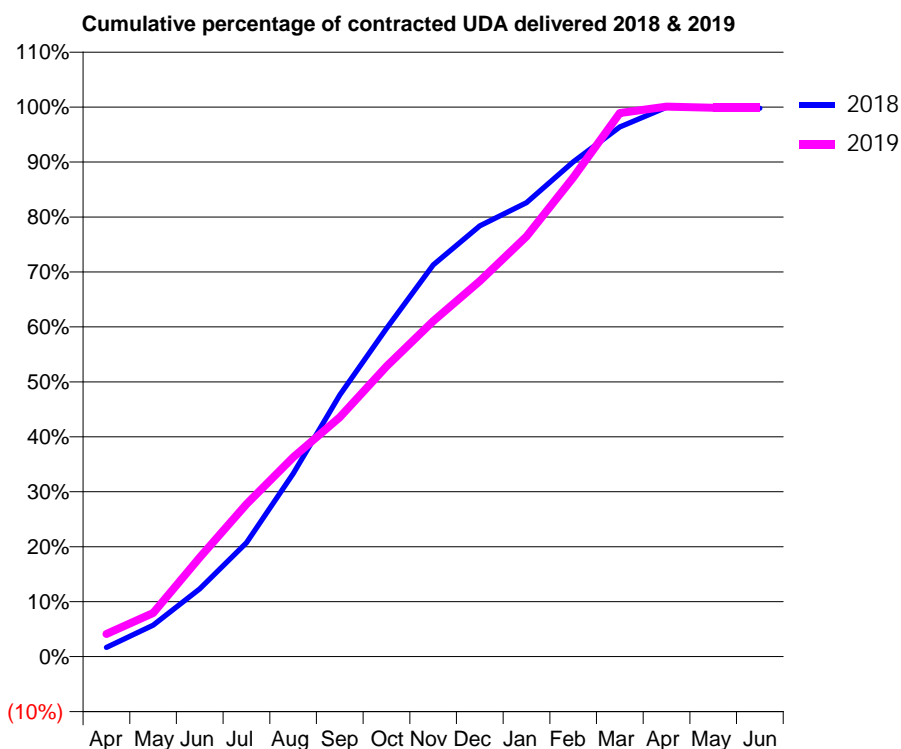
18/19 Contracted general activity (UDA)	9,000
Carry forward general activity (UDA)	19
18/19 Contracted orthodontic activity (UOA)	0
Carry forward orthodontic activity (UOA)	0
Baseline contract value	£152,495.42

ACCESS*

Patients seen in 24 months	Total	Change since previous quarter
Quarter ending March 2018	3,148	
Quarter ending June 2018	3,085	↓
Quarter ending September 2018	3,349	↑
Quarter ending December 2018	3,410	→
Quarter ending March 2019	3,584	↑
Variance since March 2018	13.9%	↑



ACTIVITY



Month	Adjusted Scheduled Activity (UDA)	
	2018	2019
April	151	373
May	516	715
June	1,110	1,623
July	1,863	2,497
August	2,997	3,263
September	4,284	3,920
October	5,375	4,754
November	6,416	5,494
December	7,054	6,152
January	7,434	6,880
February	8,102	7,845
March	8,674	8,901
April	8,997	9,005
May	8,987	8,988
June	8,980	8,988

QUALITY

	Quantity	Base Number	Contract	AT	Region	England
% of FP17s for the same patient ID Re-attending within 3 months - Children	8	1,017	0.8%	9.7%	11.3%	11.8%
% of FP17s for the same patient ID Re-attending within 3 months - Adults	101	4,029	2.5%	14.0%	15.4%	15.7%
% of FP17s for the same patient ID Re-attending between 3 & 9 months - Children	340	1,017	33.4%	61.7%	61.3%	58.9%
% of FP17s for the same patient ID Re-attending between 3 & 9 months - Adults	942	4,029	23.4%	52.7%	52.1%	50.8%
% of FP17s for Band 1 Urgent Courses	526	4,977	10.6%	9.8%	9.5%	9.1%
% of FP17s Relating to Free Repair or Replacements	18	4,977	0.4%	0.6%	0.6%	0.8%
% of FP17s Relating to Continuations	10	4,977	0.2%	0.9%	0.8%	0.9%
% of Patients satisfied with the dentistry they have received	1	1	N/A	92.2%	92.4%	92.5%
% of Patients satisfied with the time they had to wait for an appointment	1	1	N/A	85.9%	86.3%	87.0%

* This is based on patients treated on this contract for their most recent course of treatment. Figures in italics indicate the base number of FP17s or Patient Questionnaire responses are less than 100. N/A is shown where the base number of responses is less than 10 during the period. % is calculated as Quantity/Base number*100

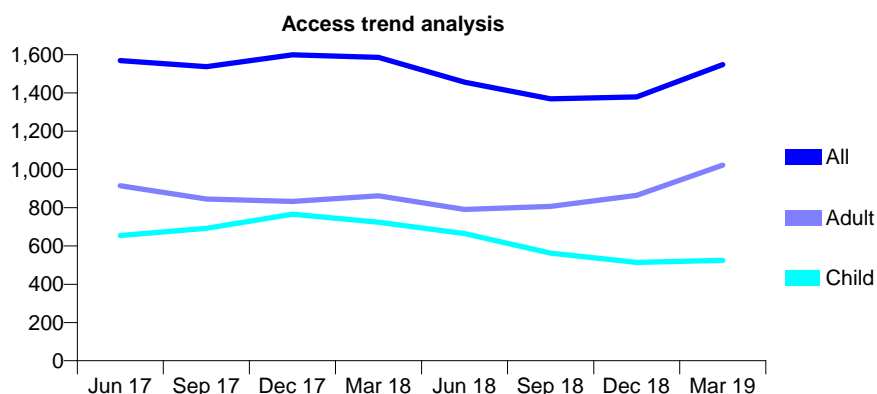
Q70 - Vital Signs At a Glance Contract Report for 146447/0009 - Year end March 2019

Name or company name	Dentapol Ltd
Contract type name	PDS Plus Contract
Purpose of contract	General
Contract start date	01/02/2011
Contract end date	31/03/2019

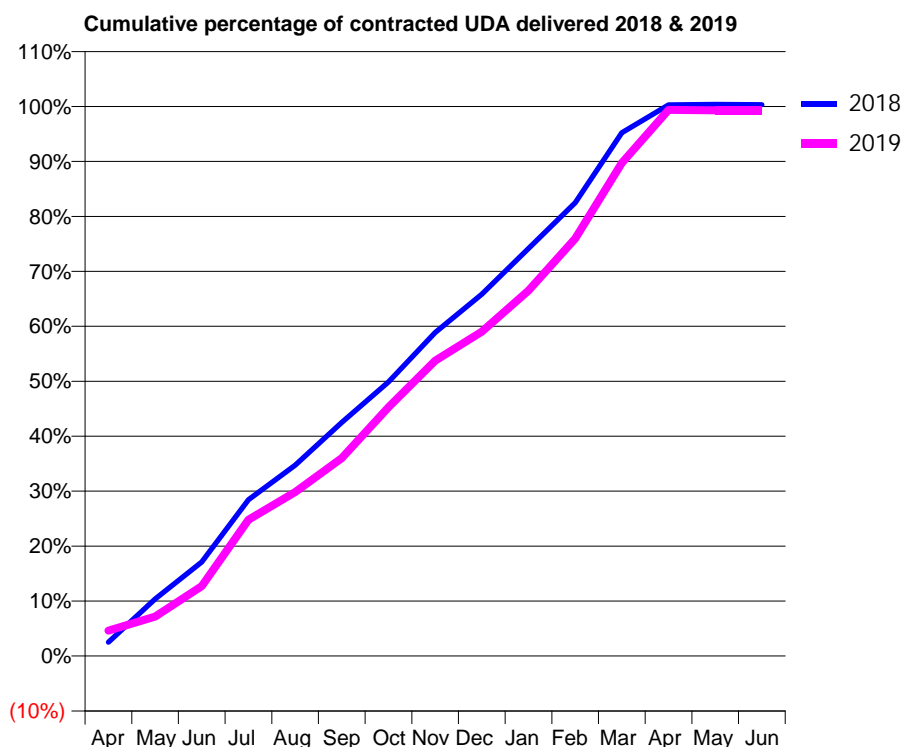
18/19 Contracted general activity (UDA)	3,000
Carry forward general activity (UDA)	0
18/19 Contracted orthodontic activity (UOA)	0
Carry forward orthodontic activity (UOA)	0
Baseline contract value	£50,831.80

ACCESS*

Patients seen in 24 months	Total	Change since previous quarter
Quarter ending March 2018	1,586	
Quarter ending June 2018	1,456	↓
Quarter ending September 2018	1,369	↓
Quarter ending December 2018	1,379	→
Quarter ending March 2019	1,548	↑
Variance since March 2018	(2.4%)	↓



ACTIVITY



Month	Adjusted Scheduled Activity (UDA)	
	2018	2019
April	76	139
May	311	215
June	513	382
July	853	743
August	1,042	895
September	1,275	1,080
October	1,497	1,358
November	1,766	1,612
December	1,975	1,770
January	2,225	1,995
February	2,475	2,279
March	2,856	2,691
April	3,008	2,981
May	3,011	2,978
June	3,009	2,978

QUALITY

	Quantity	Base Number	Contract	AT	Region	England
% of FP17s for the same patient ID Re-attending within 3 months - Children	4	795	0.5%	9.7%	11.3%	11.8%
% of FP17s for the same patient ID Re-attending within 3 months - Adults	6	1,270	0.5%	14.0%	15.4%	15.7%
% of FP17s for the same patient ID Re-attending between 3 & 9 months - Children	416	795	52.3%	61.7%	61.3%	58.9%
% of FP17s for the same patient ID Re-attending between 3 & 9 months - Adults	246	1,270	19.4%	52.7%	52.1%	50.8%
% of FP17s for Band 1 Urgent Courses	32	2,133	1.5%	9.8%	9.5%	9.1%
% of FP17s Relating to Free Repair or Replacements	5	2,133	0.2%	0.6%	0.6%	0.8%
% of FP17s Relating to Continuations	6	2,133	0.3%	0.9%	0.8%	0.9%
% of Patients satisfied with the dentistry they have received	0	0	N/A	92.2%	92.4%	92.5%
% of Patients satisfied with the time they had to wait for an appointment	0	0	N/A	85.9%	86.3%	87.0%

* This is based on patients treated on this contract for their most recent course of treatment. Figures in italics indicate the base number of FP17s or Patient Questionnaire responses are less than 100. N/A is shown where the base number of responses is less than 10 during the period. % is calculated as Quantity/Base number*100

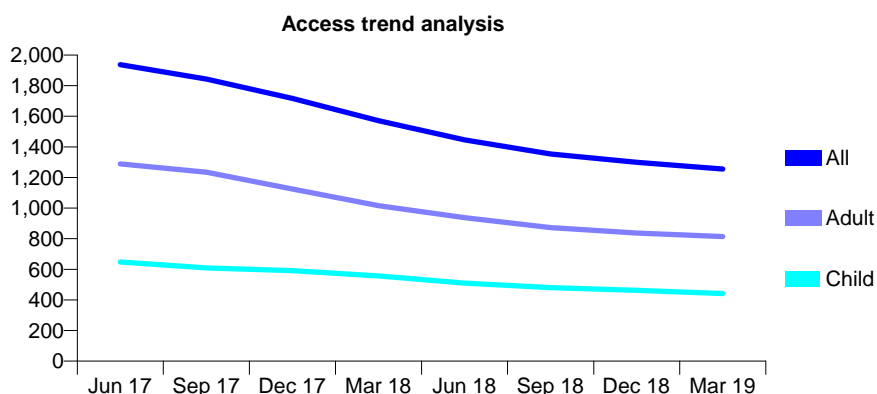
Q70 - Vital Signs At a Glance Contract Report for 147133/0001 - Year end March 2019

Name or company name	Royal Terrace Dental Practice
Contract type name	GDS Contract
Purpose of contract	General
Contract start date	01/04/2015
Contract end date	

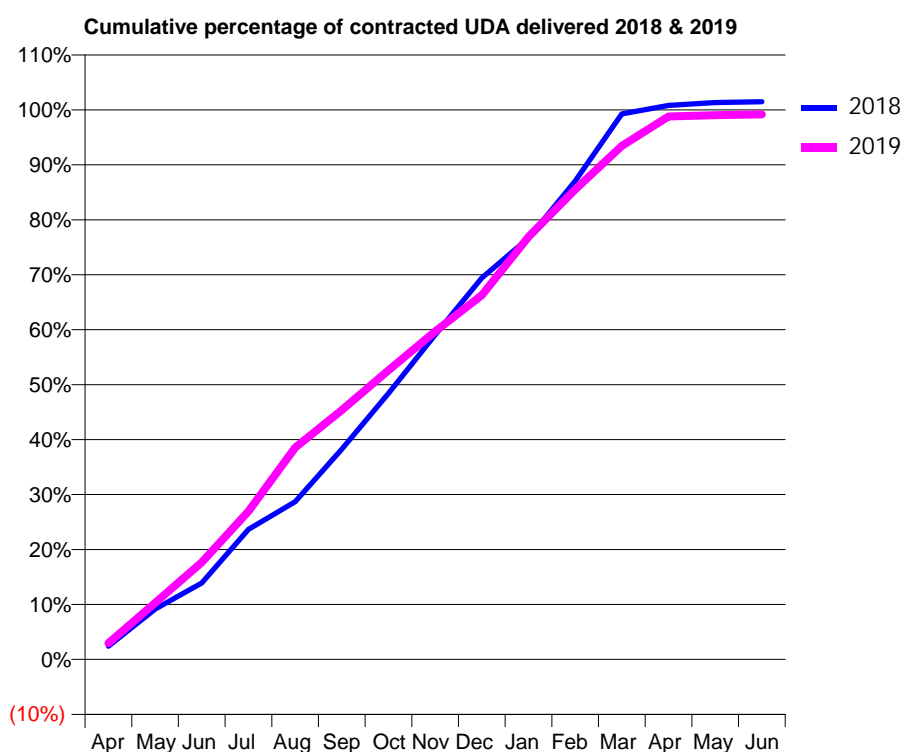
18/19 Contracted general activity (UDA)	2,883
Carry forward general activity (UDA)	0
18/19 Contracted orthodontic activity (UOA)	0
Carry forward orthodontic activity (UOA)	0
Baseline contract value	£69,034.99

ACCESS*

Patients seen in 24 months	Total	Change since previous quarter
Quarter ending March 2018	1,572	
Quarter ending June 2018	1,446	↓
Quarter ending September 2018	1,354	↓
Quarter ending December 2018	1,300	↓
Quarter ending March 2019	1,255	↓
Variance since March 2018	(20.2%)	↓



ACTIVITY



Month	2018	2019
April	69	86
May	264	297
June	401	510
July	683	777
August	828	1,111
September	1,103	1,308
October	1,396	1,516
November	1,703	1,721
December	2,001	1,910
January	2,210	2,216
February	2,510	2,466
March	2,862	2,694
April	2,906	2,849
May	2,921	2,855
June	2,925	2,859

QUALITY

	Quantity	Base Number	Contract	AT	Region	England
% of FP17s for the same patient ID Re-attending within 3 months - Children	16	526	3.0%	9.7%	11.3%	11.8%
% of FP17s for the same patient ID Re-attending within 3 months - Adults	149	938	15.9%	14.0%	15.4%	15.7%
% of FP17s for the same patient ID Re-attending between 3 & 9 months - Children	221	526	42.0%	61.7%	61.3%	58.9%
% of FP17s for the same patient ID Re-attending between 3 & 9 months - Adults	394	938	42.0%	52.7%	52.1%	50.8%
% of FP17s for Band 1 Urgent Courses	119	1,510	7.9%	9.8%	9.5%	9.1%
% of FP17s Relating to Free Repair or Replacements	27	1,510	1.8%	0.6%	0.6%	0.8%
% of FP17s Relating to Continuations	4	1,510	0.3%	0.9%	0.8%	0.9%
% of Patients satisfied with the dentistry they have received	0	0	N/A	92.2%	92.4%	92.5%
% of Patients satisfied with the time they had to wait for an appointment	0	0	N/A	85.9%	86.3%	87.0%

* This is based on patients treated on this contract for their most recent course of treatment. Figures in italics indicate the base number of FP17s or Patient Questionnaire responses are less than 100. N/A is shown where the base number of responses is less than 10 during the period. % is calculated as Quantity/Base number*100

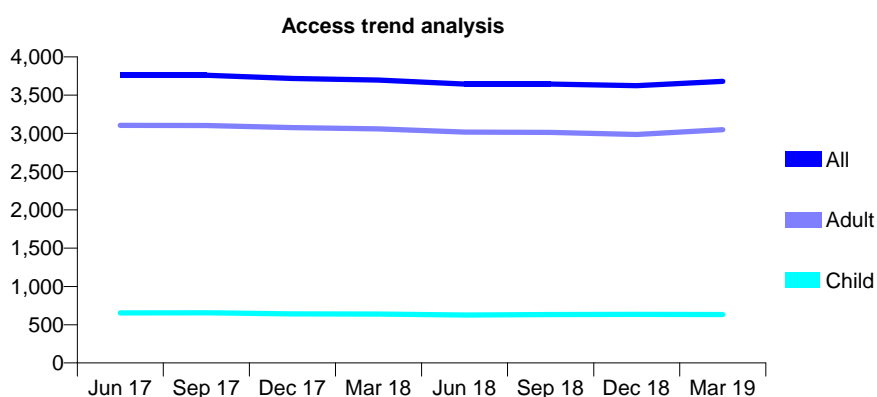
Q70 - Vital Signs At a Glance Contract Report for 147435/0001 - Year end March 2019

Name or company name	Fieldrealm Ltd
Contract type name	GDS Contract
Purpose of contract	General
Contract start date	01/08/2007
Contract end date	

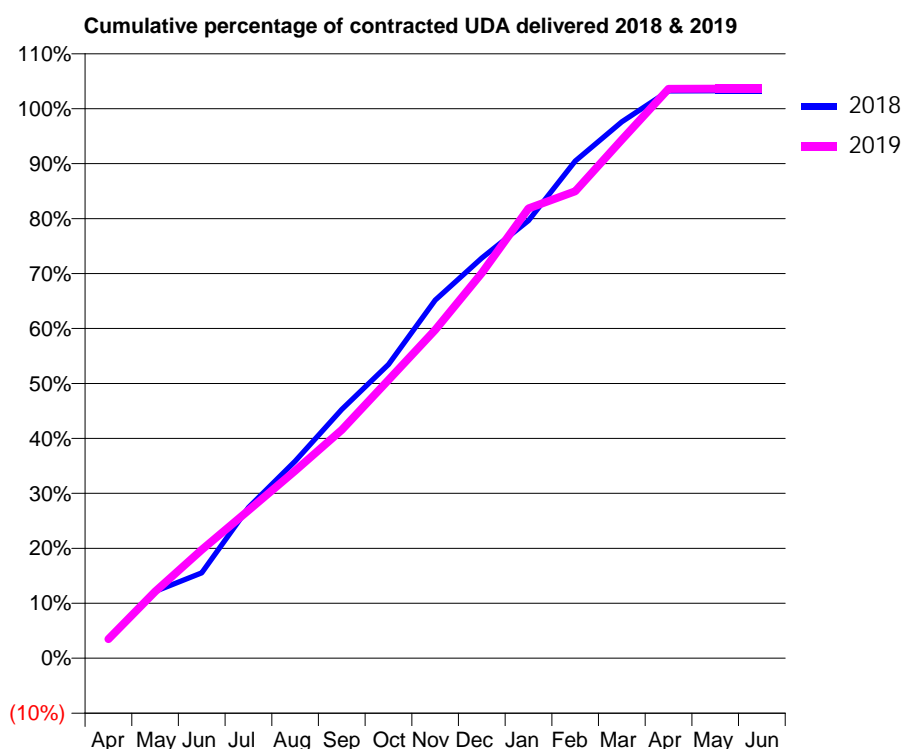
18/19 Contracted general activity (UDA)	13,238
Carry forward general activity (UDA)	0
18/19 Contracted orthodontic activity (UOA)	0
Carry forward orthodontic activity (UOA)	0
Baseline contract value	£296,762.24

ACCESS*

Patients seen in 24 months	Total	Change since previous quarter
Quarter ending March 2018	3,698	
Quarter ending June 2018	3,644	↓
Quarter ending September 2018	3,646	→
Quarter ending December 2018	3,622	→
Quarter ending March 2019	3,681	→
Variance since March 2018	(0.5%)	→



ACTIVITY



Month	Adjusted Scheduled Activity (UDA)	
	2018	2019
April	459	461
May	1,611	1,608
June	2,056	2,613
July	3,632	3,562
August	4,747	4,518
September	5,993	5,501
October	7,077	6,702
November	8,628	7,912
December	9,638	9,277
January	10,543	10,833
February	11,979	11,249
March	12,917	12,488
April	13,664	13,716
May	13,666	13,718
June	13,666	13,719

QUALITY

	Quantity	Base Number	Contract	AT	Region	England
% of FP17s for the same patient ID Re-attending within 3 months - Children	81	1,097	7.4%	9.7%	11.3%	11.8%
% of FP17s for the same patient ID Re-attending within 3 months - Adults	631	4,780	13.2%	14.0%	15.4%	15.7%
% of FP17s for the same patient ID Re-attending between 3 & 9 months - Children	754	1,097	68.7%	61.7%	61.3%	58.9%
% of FP17s for the same patient ID Re-attending between 3 & 9 months - Adults	3,136	4,780	65.6%	52.7%	52.1%	50.8%
% of FP17s for Band 1 Urgent Courses	197	6,124	3.2%	9.8%	9.5%	9.1%
% of FP17s Relating to Free Repair or Replacements	43	6,124	0.7%	0.6%	0.6%	0.8%
% of FP17s Relating to Continuations	48	6,124	0.8%	0.9%	0.8%	0.9%
% of Patients satisfied with the dentistry they have received	2	2	N/A	92.2%	92.4%	92.5%
% of Patients satisfied with the time they had to wait for an appointment	2	2	N/A	85.9%	86.3%	87.0%

* This is based on patients treated on this contract for their most recent course of treatment.

Figures in italics indicate the base number of FP17s or Patient Questionnaire responses are less than 100. N/A is shown where the base number of responses is less than 10 during the period. % is calculated as Quantity/Base number*100

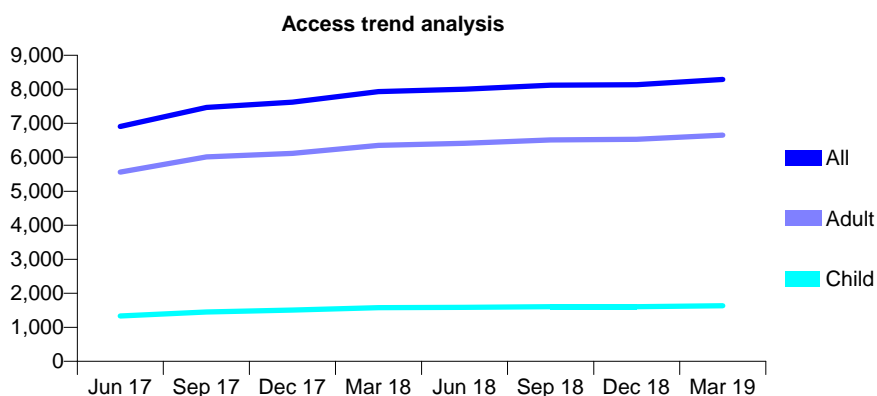
Q70 - Vital Signs At a Glance Contract Report for 149802/0001 - Year end March 2019

Name or company name	Dental Care Centre
Contract type name	GDS Contract
Purpose of contract	General
Contract start date	01/11/2009
Contract end date	

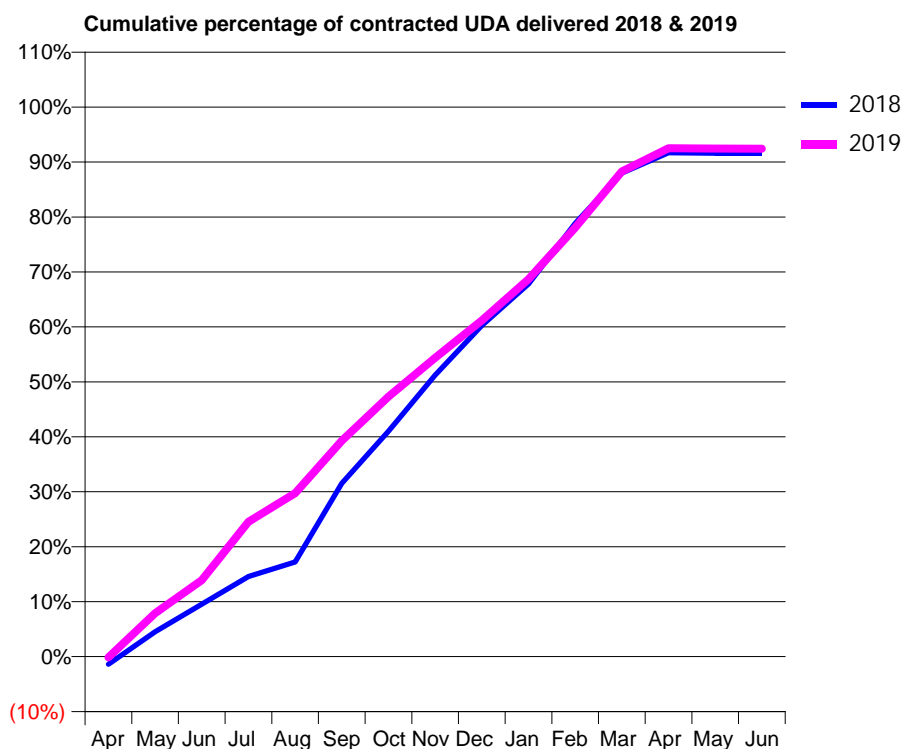
18/19 Contracted general activity (UDA)	23,000
Carry forward general activity (UDA)	1,041
18/19 Contracted orthodontic activity (UOA)	0
Carry forward orthodontic activity (UOA)	0
Baseline contract value	£587,287.99

ACCESS*

Patients seen in 24 months	Total	Change since previous quarter
Quarter ending March 2018	7,931	
Quarter ending June 2018	8,001	→
Quarter ending September 2018	8,119	→
Quarter ending December 2018	8,137	→
Quarter ending March 2019	8,287	→
Variance since March 2018	4.5%	↑



ACTIVITY



Month	Adjusted Scheduled Activity (UDA)	
	2018	2019
April	-320	-35
May	1,042	1,820
June	2,194	3,200
July	3,350	5,644
August	3,967	6,846
September	7,252	9,033
October	9,437	10,881
November	11,785	12,509
December	13,856	14,069
January	15,598	15,799
February	18,136	17,954
March	20,243	20,310
April	21,089	21,271
May	21,065	21,262
June	21,066	21,256

QUALITY

	Quantity	Base Number	Contract	AT	Region	England
% of FP17s for the same patient ID Re-attending within 3 months - Children	76	2,368	3.2%	9.7%	11.3%	11.8%
% of FP17s for the same patient ID Re-attending within 3 months - Adults	735	8,759	8.4%	14.0%	15.4%	15.7%
% of FP17s for the same patient ID Re-attending between 3 & 9 months - Children	1,565	2,368	66.1%	61.7%	61.3%	58.9%
% of FP17s for the same patient ID Re-attending between 3 & 9 months - Adults	5,127	8,759	58.5%	52.7%	52.1%	50.8%
% of FP17s for Band 1 Urgent Courses	662	11,207	5.9%	9.8%	9.5%	9.1%
% of FP17s Relating to Free Repair or Replacements	46	11,207	0.4%	0.6%	0.6%	0.8%
% of FP17s Relating to Continuations	19	11,207	0.2%	0.9%	0.8%	0.9%
% of Patients satisfied with the dentistry they have received	1	1	N/A	92.2%	92.4%	92.5%
% of Patients satisfied with the time they had to wait for an appointment	1	1	N/A	85.9%	86.3%	87.0%

* This is based on patients treated on this contract for their most recent course of treatment. Figures in italics indicate the base number of FP17s or Patient Questionnaire responses are less than 100. N/A is shown where the base number of responses is less than 10 during the period. % is calculated as Quantity/Base number*100

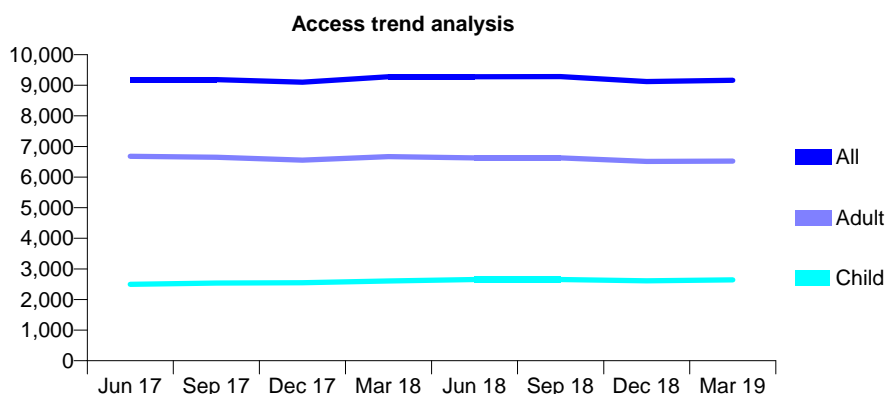
Q70 - Vital Signs At a Glance Contract Report for 149802/0003 - Year end March 2019

Name or company name	Dental Care Centre
Contract type name	GDS Contract
Purpose of contract	General
Contract start date	15/06/2010
Contract end date	

18/19 Contracted general activity (UDA)	23,000
Carry forward general activity (UDA)	856
18/19 Contracted orthodontic activity (UOA)	0
Carry forward orthodontic activity (UOA)	0
Baseline contract value	£591,847.50

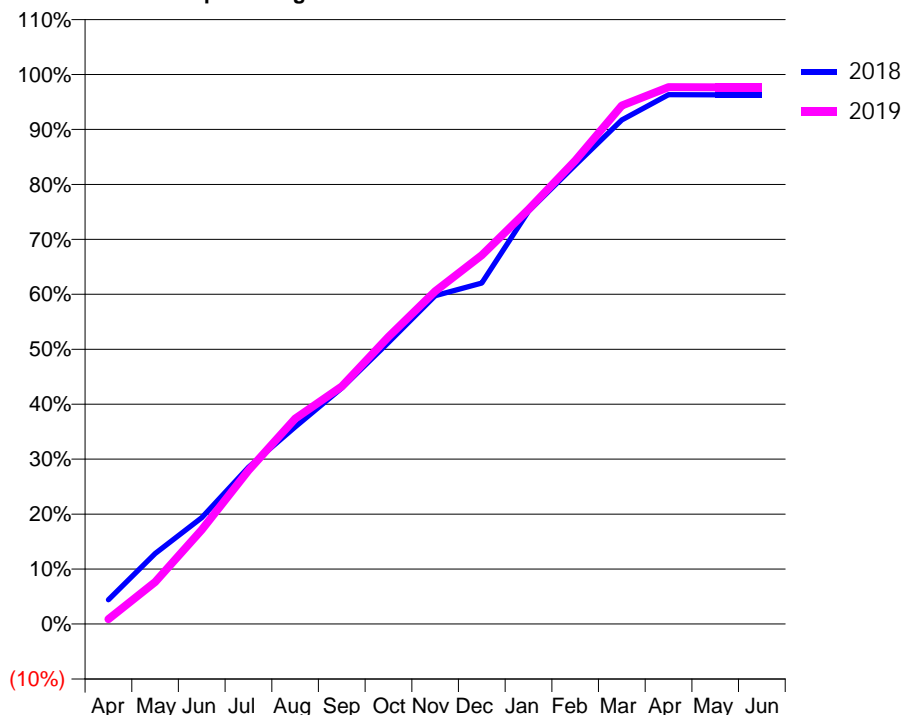
ACCESS*

Patients seen in 24 months	Total	Change since previous quarter
Quarter ending March 2018	9,278	
Quarter ending June 2018	9,281	→
Quarter ending September 2018	9,284	→
Quarter ending December 2018	9,122	↓
Quarter ending March 2019	9,162	→
Variance since March 2018	(1.3%)	↓



ACTIVITY

Cumulative percentage of contracted UDA delivered 2018 & 2019



Month	Adjusted Scheduled Activity (UDA)	
	2018	2019
April	1,021	204
May	2,949	1,764
June	4,452	3,946
July	6,561	6,429
August	8,254	8,596
September	9,876	9,944
October	11,786	12,019
November	13,740	13,928
December	14,268	15,435
January	17,276	17,350
February	19,208	19,392
March	21,095	21,698
April	22,156	22,470
May	22,146	22,465
June	22,144	22,465

QUALITY

	Quantity	Base Number	Contract	AT	Region	England
% of FP17s for the same patient ID Re-attending within 3 months - Children	273	3,992	6.8%	9.7%	11.3%	11.8%
% of FP17s for the same patient ID Re-attending within 3 months - Adults	1,181	9,140	12.9%	14.0%	15.4%	15.7%
% of FP17s for the same patient ID Re-attending between 3 & 9 months - Children	2,545	3,992	63.8%	61.7%	61.3%	58.9%
% of FP17s for the same patient ID Re-attending between 3 & 9 months - Adults	5,264	9,140	57.6%	52.7%	52.1%	50.8%
% of FP17s for Band 1 Urgent Courses	948	12,964	7.3%	9.8%	9.5%	9.1%
% of FP17s Relating to Free Repair or Replacements	113	12,964	0.9%	0.6%	0.6%	0.8%
% of FP17s Relating to Continuations	60	12,964	0.5%	0.9%	0.8%	0.9%
% of Patients satisfied with the dentistry they have received	4	4	N/A	92.2%	92.4%	92.5%
% of Patients satisfied with the time they had to wait for an appointment	4	4	N/A	85.9%	86.3%	87.0%

* This is based on patients treated on this contract for their most recent course of treatment.

Figures in italics indicate the base number of FP17s or Patient Questionnaire responses are less than 100. N/A is shown where the base number of responses is less than 10 during the period. % is calculated as Quantity/Base number*100

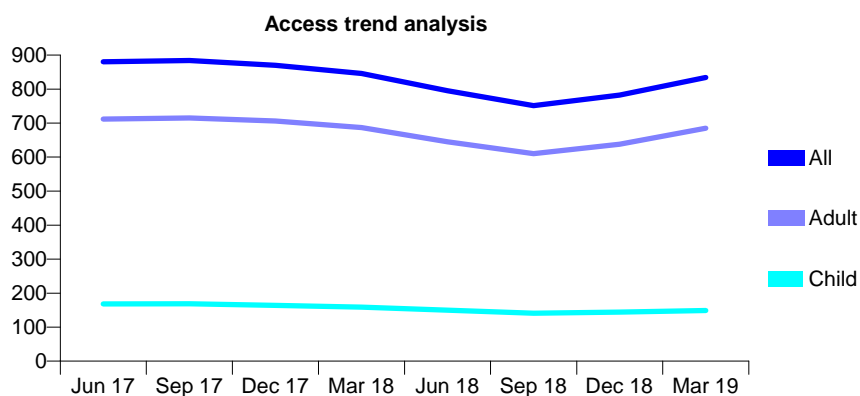
Q70 - Vital Signs At a Glance Contract Report for 151041/0001 - Year end March 2019

Name or company name	Dr Sravan Arcot
Contract type name	GDS Contract
Purpose of contract	General
Contract start date	05/12/2014
Contract end date	

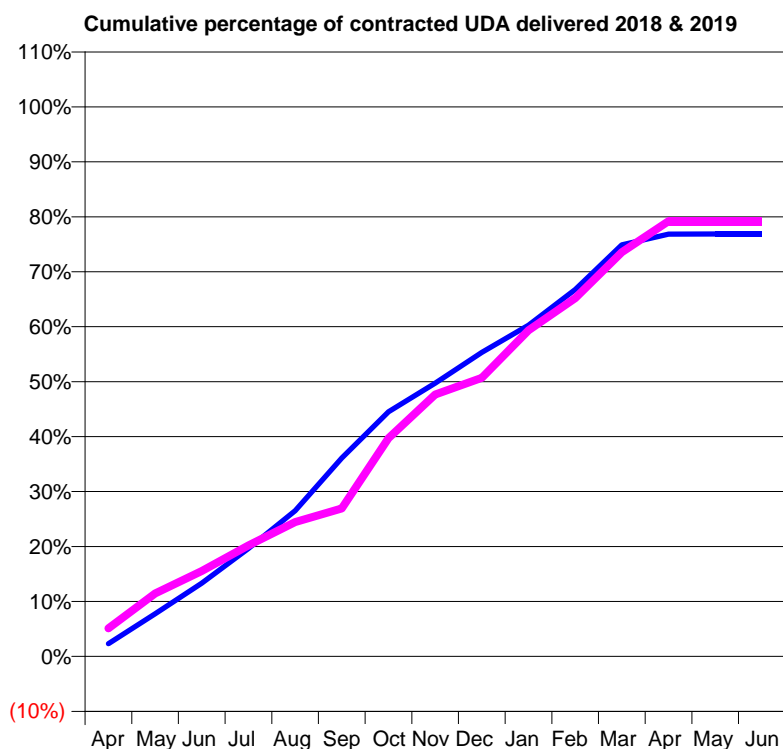
18/19 Contracted general activity (UDA)	3,587
Carry forward general activity (UDA)	0
18/19 Contracted orthodontic activity (UOA)	0
Carry forward orthodontic activity (UOA)	0
Baseline contract value	£105,511.16

ACCESS*

Patients seen in 24 months	Total	Change since previous quarter
Quarter ending March 2018	846	
Quarter ending June 2018	795	↓
Quarter ending September 2018	751	↓
Quarter ending December 2018	782	↑
Quarter ending March 2019	834	↑
Variance since March 2018	(1.4%)	↓



ACTIVITY



Month	2018	2019
April	83	183
May	279	411
June	479	558
July	705	724
August	951	877
September	1,295	965
October	1,597	1,424
November	1,784	1,710
December	1,984	1,818
January	2,162	2,129
February	2,395	2,338
March	2,685	2,638
April	2,756	2,840
May	2,758	2,840
June	2,758	2,840

QUALITY

	Quantity	Base Number	Contract	AT	Region	England
% of FP17s for the same patient ID Re-attending within 3 months - Children	11	196	5.6%	9.7%	11.3%	11.8%
% of FP17s for the same patient ID Re-attending within 3 months - Adults	175	943	18.6%	14.0%	15.4%	15.7%
% of FP17s for the same patient ID Re-attending between 3 & 9 months - Children	121	196	61.7%	61.7%	61.3%	58.9%
% of FP17s for the same patient ID Re-attending between 3 & 9 months - Adults	383	943	40.6%	52.7%	52.1%	50.8%
% of FP17s for Band 1 Urgent Courses	142	1,157	12.3%	9.8%	9.5%	9.1%
% of FP17s Relating to Free Repair or Replacements	30	1,157	2.6%	0.6%	0.6%	0.8%
% of FP17s Relating to Continuations	2	1,157	0.2%	0.9%	0.8%	0.9%
% of Patients satisfied with the dentistry they have received	0	0	N/A	92.2%	92.4%	92.5%
% of Patients satisfied with the time they had to wait for an appointment	0	0	N/A	85.9%	86.3%	87.0%

* This is based on patients treated on this contract for their most recent course of treatment. Figures in italics indicate the base number of FP17s or Patient Questionnaire responses are less than 100. N/A is shown where the base number of responses is less than 10 during the period. % is calculated as Quantity/Base number*100

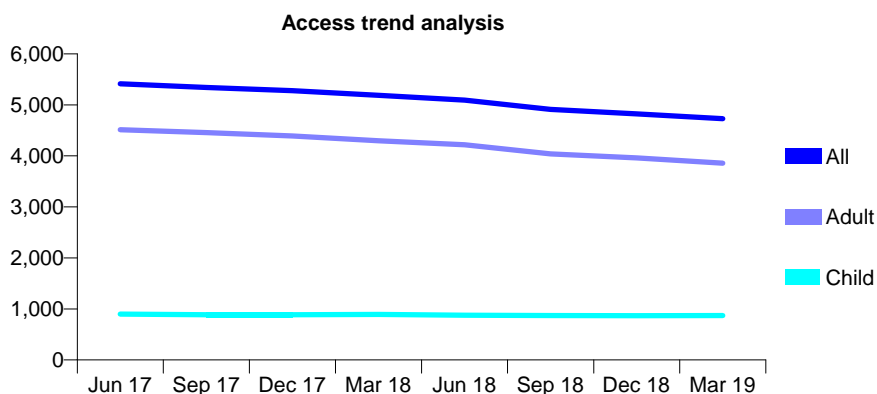
Q70 - Vital Signs At a Glance Contract Report for 155020/0001 - Year end March 2019

Name or company name	Old Christchurch Road Partnership
Contract type name	GDS Contract
Purpose of contract	General
Contract start date	01/04/2006
Contract end date	

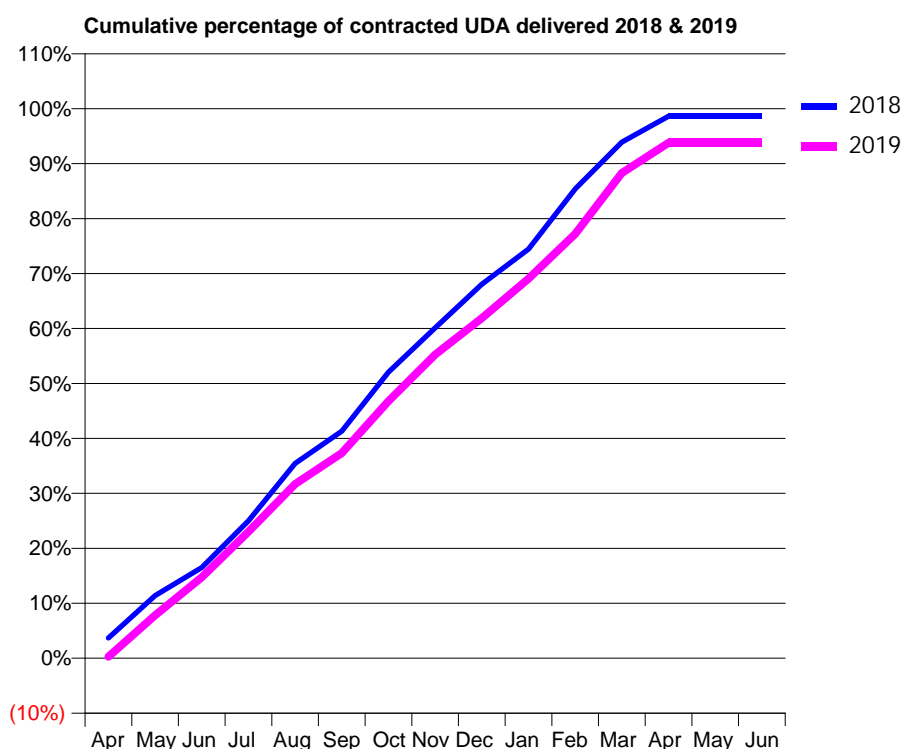
18/19 Contracted general activity (UDA)	15,383
Carry forward general activity (UDA)	212
18/19 Contracted orthodontic activity (UOA)	0
Carry forward orthodontic activity (UOA)	0
Baseline contract value	£470,267.07

ACCESS*

Patients seen in 24 months	Total	Change since previous quarter
Quarter ending March 2018	5,189	
Quarter ending June 2018	5,093	↓
Quarter ending September 2018	4,910	↓
Quarter ending December 2018	4,825	↓
Quarter ending March 2019	4,728	↓
Variance since March 2018	(8.9%)	↓



ACTIVITY



Month	2018	2019
April	571	44
May	1,753	1,204
June	2,539	2,263
July	3,848	3,543
August	5,454	4,879
September	6,356	5,738
October	8,009	7,201
November	9,247	8,502
December	10,468	9,518
January	11,451	10,627
February	13,138	11,880
March	14,446	13,581
April	15,169	14,426
May	15,170	14,426
June	15,170	14,427

QUALITY

	Quantity	Base Number	Contract	AT	Region	England
% of FP17s for the same patient ID Re-attending within 3 months - Children	80	1,273	6.3%	9.7%	11.3%	11.8%
% of FP17s for the same patient ID Re-attending within 3 months - Adults	607	4,740	12.8%	14.0%	15.4%	15.7%
% of FP17s for the same patient ID Re-attending between 3 & 9 months - Children	734	1,273	57.7%	61.7%	61.3%	58.9%
% of FP17s for the same patient ID Re-attending between 3 & 9 months - Adults	2,515	4,740	53.1%	52.7%	52.1%	50.8%
% of FP17s for Band 1 Urgent Courses	420	6,029	7.0%	9.8%	9.5%	9.1%
% of FP17s Relating to Free Repair or Replacements	54	6,029	0.9%	0.6%	0.6%	0.8%
% of FP17s Relating to Continuations	94	6,029	1.6%	0.9%	0.8%	0.9%
% of Patients satisfied with the dentistry they have received	1	1	N/A	92.2%	92.4%	92.5%
% of Patients satisfied with the time they had to wait for an appointment	1	1	N/A	85.9%	86.3%	87.0%

* This is based on patients treated on this contract for their most recent course of treatment. Figures in italics indicate the base number of FP17s or Patient Questionnaire responses are less than 100. N/A is shown where the base number of responses is less than 10 during the period. % is calculated as Quantity/Base number*100

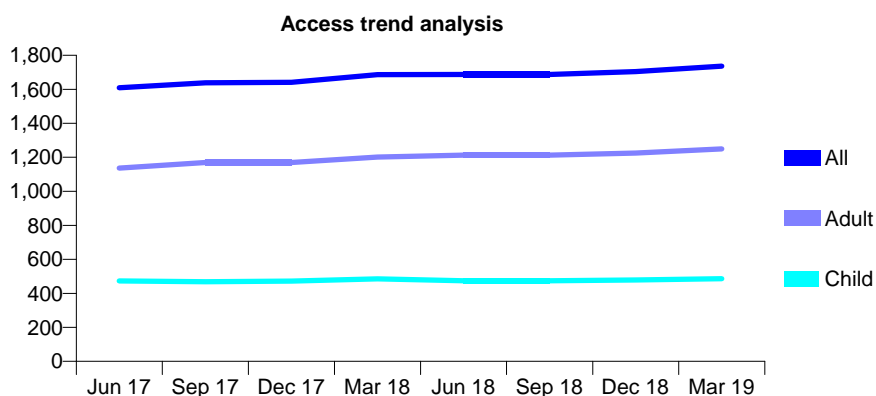
Q70 - Vital Signs At a Glance Contract Report for 156884/0001 - Year end March 2019

Name or company name	West End Smile Center Ltd
Contract type name	GDS Contract
Purpose of contract	General
Contract start date	01/11/2015
Contract end date	

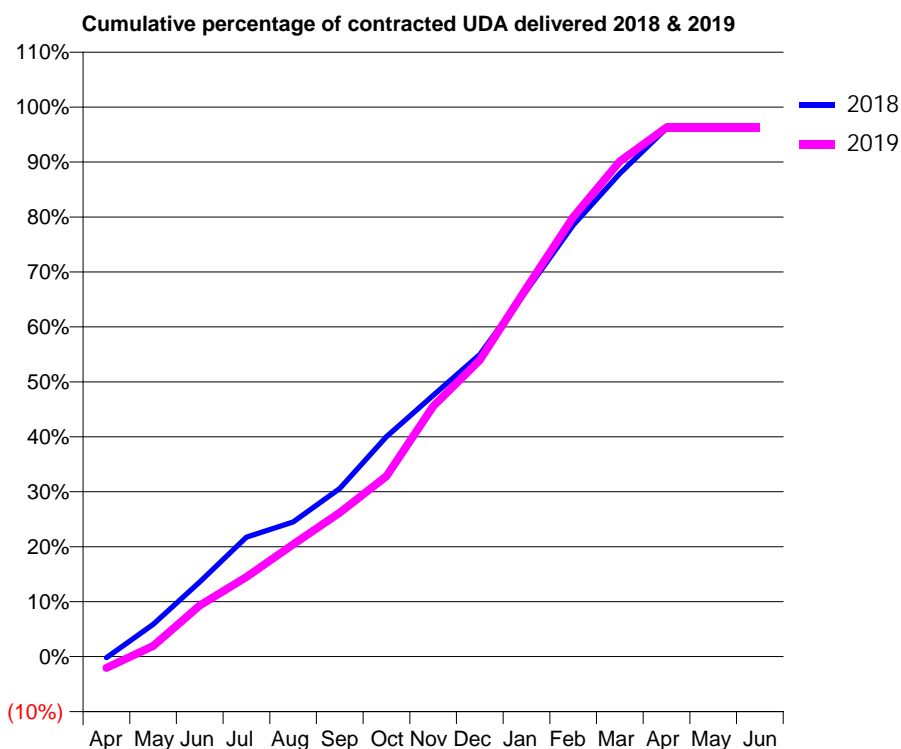
18/19 Contracted general activity (UDA)	4,828
Carry forward general activity (UDA)	185
18/19 Contracted orthodontic activity (UOA)	0
Carry forward orthodontic activity (UOA)	0
Baseline contract value	£118,818.86

ACCESS*

Patients seen in 24 months	Total	Change since previous quarter
Quarter ending March 2018	1,686	
Quarter ending June 2018	1,687	→
Quarter ending September 2018	1,687	→
Quarter ending December 2018	1,704	→
Quarter ending March 2019	1,736	→
Variance since March 2018	3.0%	↑



ACTIVITY



Month	Adjusted Scheduled Activity (UDA)	
	2018	2019
April	-10	-100
May	283	93
June	656	449
July	1,050	700
August	1,183	986
September	1,477	1,264
October	1,932	1,586
November	2,296	2,199
December	2,655	2,605
January	3,217	3,239
February	3,792	3,861
March	4,245	4,351
April	4,642	4,648
May	4,643	4,649
June	4,643	4,649

QUALITY

	Quantity	Base Number	Contract	AT	Region	England
% of FP17s for the same patient ID Re-attending within 3 months - Children	26	786	3.3%	9.7%	11.3%	11.8%
% of FP17s for the same patient ID Re-attending within 3 months - Adults	134	1,600	8.4%	14.0%	15.4%	15.7%
% of FP17s for the same patient ID Re-attending between 3 & 9 months - Children	508	786	64.6%	61.7%	61.3%	58.9%
% of FP17s for the same patient ID Re-attending between 3 & 9 months - Adults	576	1,600	36.0%	52.7%	52.1%	50.8%
% of FP17s for Band 1 Urgent Courses	112	2,314	4.8%	9.8%	9.5%	9.1%
% of FP17s Relating to Free Repair or Replacements	7	2,314	0.3%	0.6%	0.6%	0.8%
% of FP17s Relating to Continuations	3	2,314	0.1%	0.9%	0.8%	0.9%
% of Patients satisfied with the dentistry they have received	7	7	N/A	92.2%	92.4%	92.5%
% of Patients satisfied with the time they had to wait for an appointment	7	7	N/A	85.9%	86.3%	87.0%

* This is based on patients treated on this contract for their most recent course of treatment. Figures in italics indicate the base number of FP17s or Patient Questionnaire responses are less than 100. N/A is shown where the base number of responses is less than 10 during the period. % is calculated as Quantity/Base number*100

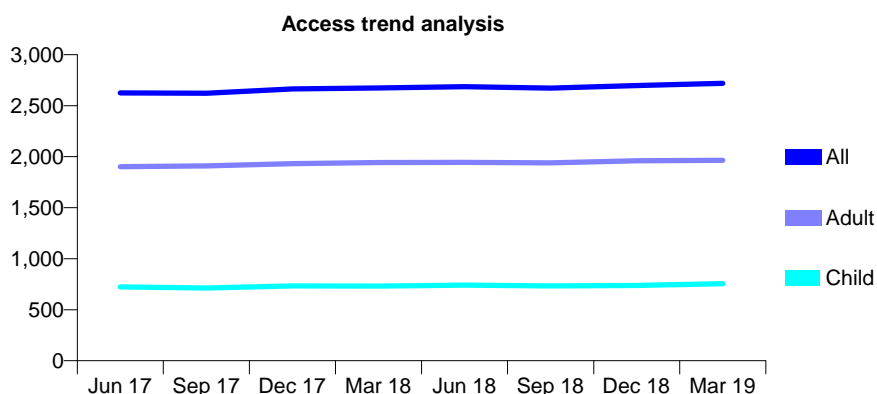
Q70 - Vital Signs At a Glance Contract Report for 158720/0001 - Year end March 2019

Name or company name	The Link Dental Surgery Partnership
Contract type name	GDS Contract
Purpose of contract	General
Contract start date	13/04/2009
Contract end date	

18/19 Contracted general activity (UDA)	7,168
Carry forward general activity (UDA)	0
18/19 Contracted orthodontic activity (UOA)	0
Carry forward orthodontic activity (UOA)	0
Baseline contract value	£248,729.12

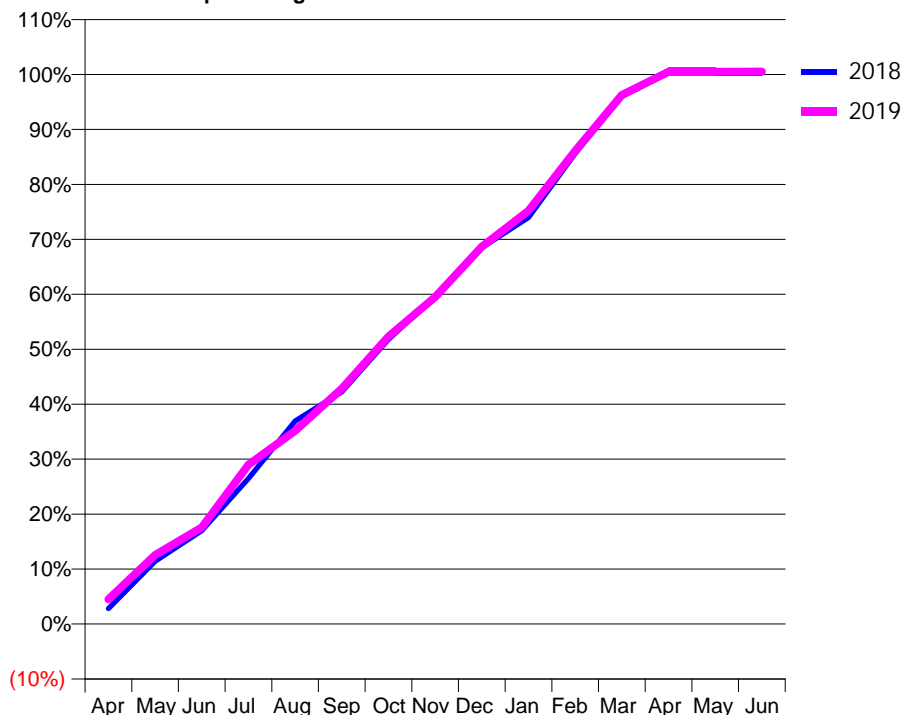
ACCESS*

Patients seen in 24 months	Total	Change since previous quarter
Quarter ending March 2018	2,674	
Quarter ending June 2018	2,686	→
Quarter ending September 2018	2,672	→
Quarter ending December 2018	2,698	→
Quarter ending March 2019	2,719	→
Variance since March 2018	1.7%	→



ACTIVITY

Cumulative percentage of contracted UDA delivered 2018 & 2019



Adjusted Scheduled Activity (UDA)

Month	2018	2019
April	201	322
May	820	900
June	1,219	1,261
July	1,898	2,077
August	2,648	2,521
September	3,028	3,069
October	3,713	3,752
November	4,274	4,267
December	4,908	4,922
January	5,303	5,391
February	6,137	6,172
March	6,881	6,900
April	7,196	7,203
May	7,194	7,203
June	7,194	7,204

QUALITY

	Quantity	Base Number	Contract	AT	Region	England
% of FP17s for the same patient ID Re-attending within 3 months - Children	39	1,001	3.9%	9.7%	11.3%	11.8%
% of FP17s for the same patient ID Re-attending within 3 months - Adults	360	2,560	14.1%	14.0%	15.4%	15.7%
% of FP17s for the same patient ID Re-attending between 3 & 9 months - Children	582	1,001	58.1%	61.7%	61.3%	58.9%
% of FP17s for the same patient ID Re-attending between 3 & 9 months - Adults	1,347	2,560	52.6%	52.7%	52.1%	50.8%
% of FP17s for Band 1 Urgent Courses	326	3,544	9.2%	9.8%	9.5%	9.1%
% of FP17s Relating to Free Repair or Replacements	7	3,544	0.2%	0.6%	0.6%	0.8%
% of FP17s Relating to Continuations	28	3,544	0.8%	0.9%	0.8%	0.9%
% of Patients satisfied with the dentistry they have received	0	0	N/A	92.2%	92.4%	92.5%
% of Patients satisfied with the time they had to wait for an appointment	0	0	N/A	85.9%	86.3%	87.0%

* This is based on patients treated on this contract for their most recent course of treatment.

Figures in italics indicate the base number of FP17s or Patient Questionnaire responses are less than 100. N/A is shown where the base number of responses is less than 10 during the period. % is calculated as Quantity/Base number*100

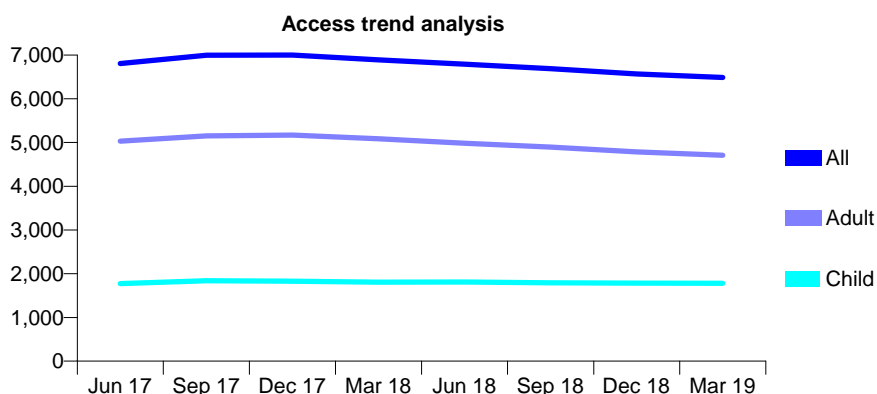
Q70 - Vital Signs At a Glance Contract Report for 159360/0001 - Year end March 2019

Name or company name	Smile4life Ltd
Contract type name	GDS Contract
Purpose of contract	General
Contract start date	01/12/2010
Contract end date	

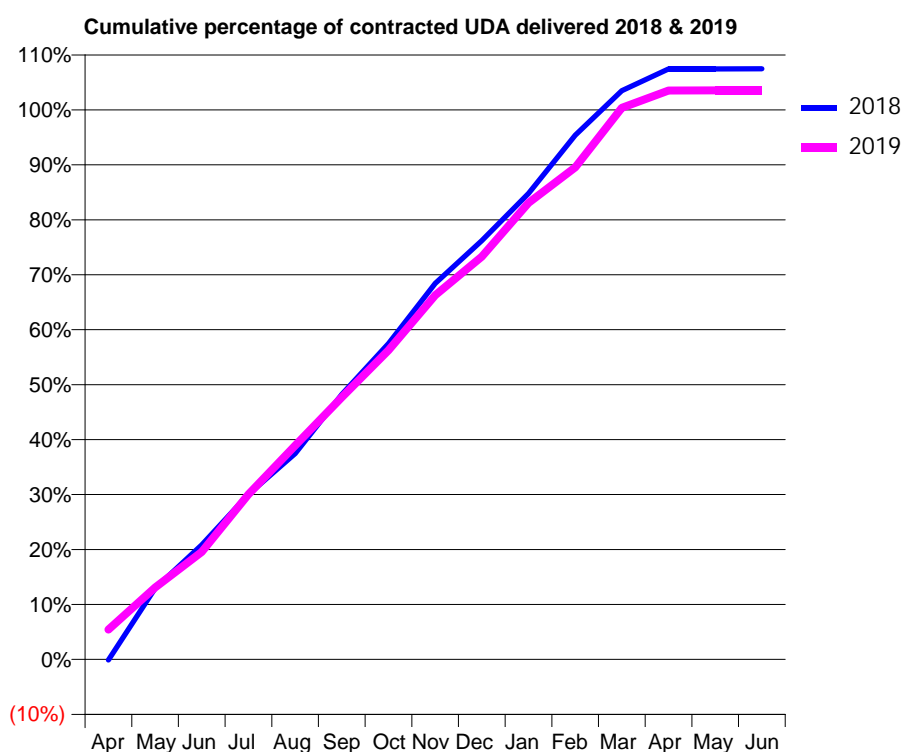
18/19 Contracted general activity (UDA)	16,230
Carry forward general activity (UDA)	0
18/19 Contracted orthodontic activity (UOA)	0
Carry forward orthodontic activity (UOA)	0
Baseline contract value	£435,096.77

ACCESS*

Patients seen in 24 months	Total	Change since previous quarter
Quarter ending March 2018	6,893	
Quarter ending June 2018	6,792	↓
Quarter ending September 2018	6,689	↓
Quarter ending December 2018	6,568	↓
Quarter ending March 2019	6,490	↓
Variance since March 2018	(5.8%)	↓



ACTIVITY



Month	2018	2019
April	-20	881
May	2,101	2,124
June	3,380	3,177
July	4,877	4,873
August	6,078	6,321
September	7,822	7,742
October	9,330	9,131
November	11,105	10,755
December	12,370	11,894
January	13,760	13,484
February	15,481	14,530
March	16,797	16,288
April	17,437	16,801
May	17,436	16,802
June	17,440	16,805

QUALITY

	Quantity	Base Number	Contract	AT	Region	England
% of FP17s for the same patient ID Re-attending within 3 months - Children	160	3,006	5.3%	9.7%	11.3%	11.8%
% of FP17s for the same patient ID Re-attending within 3 months - Adults	975	7,285	13.4%	14.0%	15.4%	15.7%
% of FP17s for the same patient ID Re-attending between 3 & 9 months - Children	2,170	3,006	72.2%	61.7%	61.3%	58.9%
% of FP17s for the same patient ID Re-attending between 3 & 9 months - Adults	4,731	7,285	64.9%	52.7%	52.1%	50.8%
% of FP17s for Band 1 Urgent Courses	951	10,273	9.3%	9.8%	9.5%	9.1%
% of FP17s Relating to Free Repair or Replacements	56	10,273	0.5%	0.6%	0.6%	0.8%
% of FP17s Relating to Continuations	37	10,273	0.4%	0.9%	0.8%	0.9%
% of Patients satisfied with the dentistry they have received	4	4	N/A	92.2%	92.4%	92.5%
% of Patients satisfied with the time they had to wait for an appointment	3	4	N/A	85.9%	86.3%	87.0%

* This is based on patients treated on this contract for their most recent course of treatment. Figures in italics indicate the base number of FP17s or Patient Questionnaire responses are less than 100. N/A is shown where the base number of responses is less than 10 during the period. % is calculated as Quantity/Base number*100

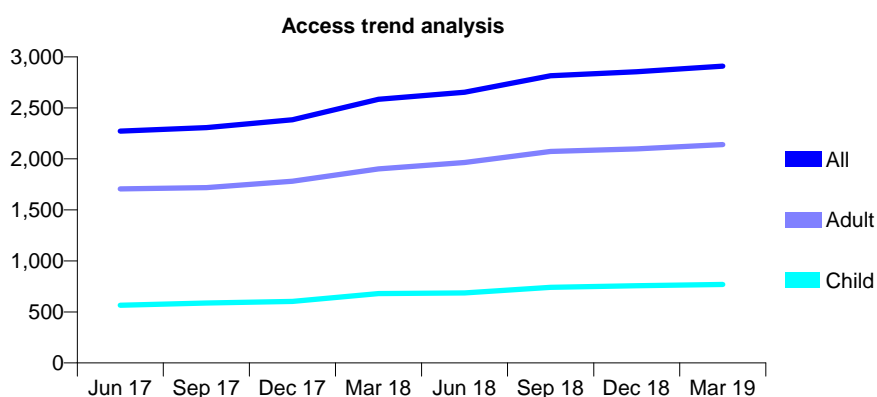
Q70 - Vital Signs At a Glance Contract Report for 160326/0002 - Year end March 2019

Name or company name	Burridge Dental Practice Ltd
Contract type name	GDS Contract
Purpose of contract	General
Contract start date	02/01/2012
Contract end date	

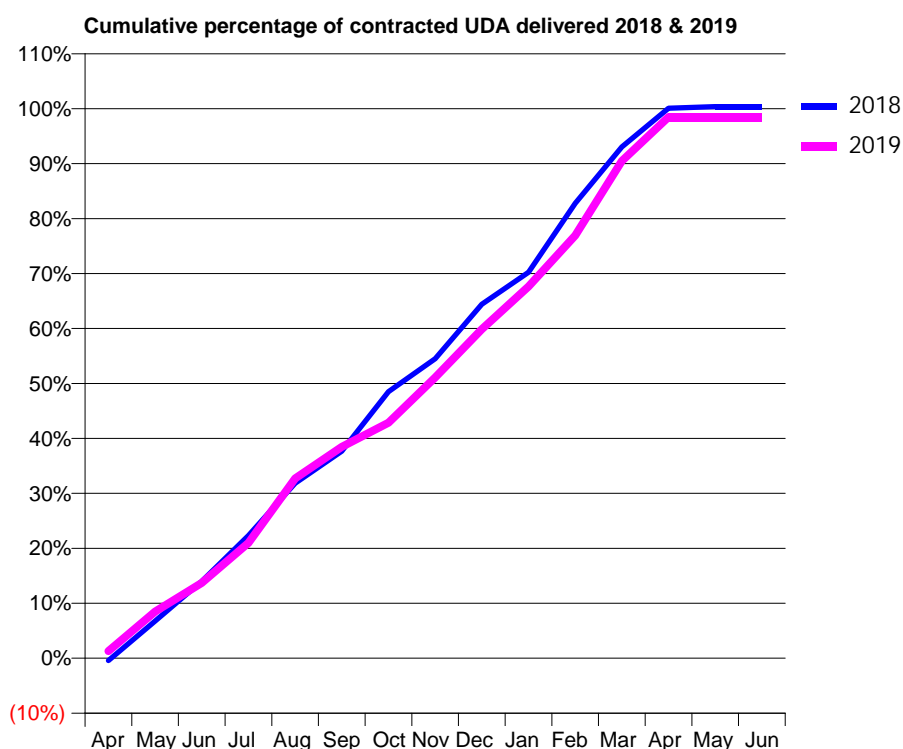
18/19 Contracted general activity (UDA)	6,100
Carry forward general activity (UDA)	0
18/19 Contracted orthodontic activity (UOA)	0
Carry forward orthodontic activity (UOA)	0
Baseline contract value	£156,453.17

ACCESS*

Patients seen in 24 months	Total	Change since previous quarter
Quarter ending March 2018	2,584	
Quarter ending June 2018	2,653	↑
Quarter ending September 2018	2,815	↑
Quarter ending December 2018	2,854	→
Quarter ending March 2019	2,909	→
Variance since March 2018	12.6%	↑



ACTIVITY



Adjusted Scheduled Activity (UDA)		
Month	2018	2019
April	-28	79
May	413	517
June	854	836
July	1,362	1,280
August	1,943	1,996
September	2,298	2,346
October	2,958	2,613
November	3,326	3,116
December	3,929	3,651
January	4,283	4,127
February	5,049	4,692
March	5,674	5,519
April	6,104	6,007
May	6,123	6,007
June	6,123	6,007

QUALITY

	Quantity	Base Number	Contract	AT	Region	England
% of FP17s for the same patient ID Re-attending within 3 months - Children	94	1,291	7.3%	9.7%	11.3%	11.8%
% of FP17s for the same patient ID Re-attending within 3 months - Adults	361	3,115	11.6%	14.0%	15.4%	15.7%
% of FP17s for the same patient ID Re-attending between 3 & 9 months - Children	844	1,291	65.4%	61.7%	61.3%	58.9%
% of FP17s for the same patient ID Re-attending between 3 & 9 months - Adults	1,853	3,115	59.5%	52.7%	52.1%	50.8%
% of FP17s for Band 1 Urgent Courses	257	3,610	7.1%	9.8%	9.5%	9.1%
% of FP17s Relating to Free Repair or Replacements	11	3,610	0.3%	0.6%	0.6%	0.8%
% of FP17s Relating to Continuations	40	3,610	1.1%	0.9%	0.8%	0.9%
% of Patients satisfied with the dentistry they have received	2	2	N/A	92.2%	92.4%	92.5%
% of Patients satisfied with the time they had to wait for an appointment	2	2	N/A	85.9%	86.3%	87.0%

* This is based on patients treated on this contract for their most recent course of treatment.

Figures in italics indicate the base number of FP17s or Patient Questionnaire responses are less than 100. N/A is shown where the base number of responses is less than 10 during the period. % is calculated as Quantity/Base number*100

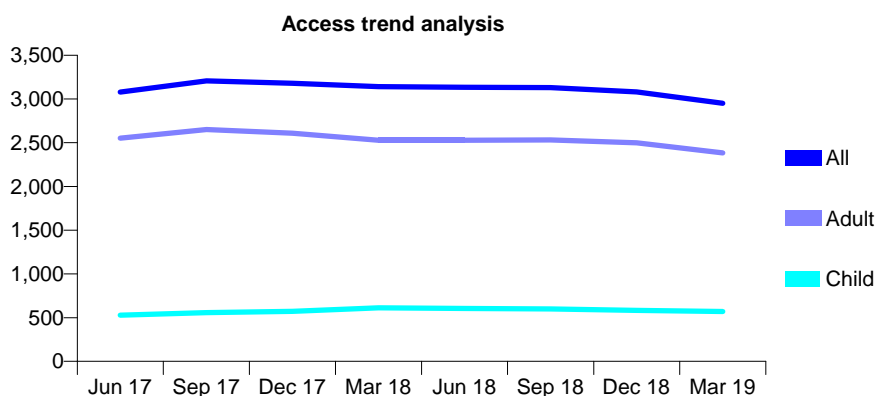
Q70 - Vital Signs At a Glance Contract Report for 161888/0001 - Year end March 2019

Name or company name	Hamid Alavi
Contract type name	GDS Contract
Purpose of contract	General
Contract start date	01/11/2015
Contract end date	

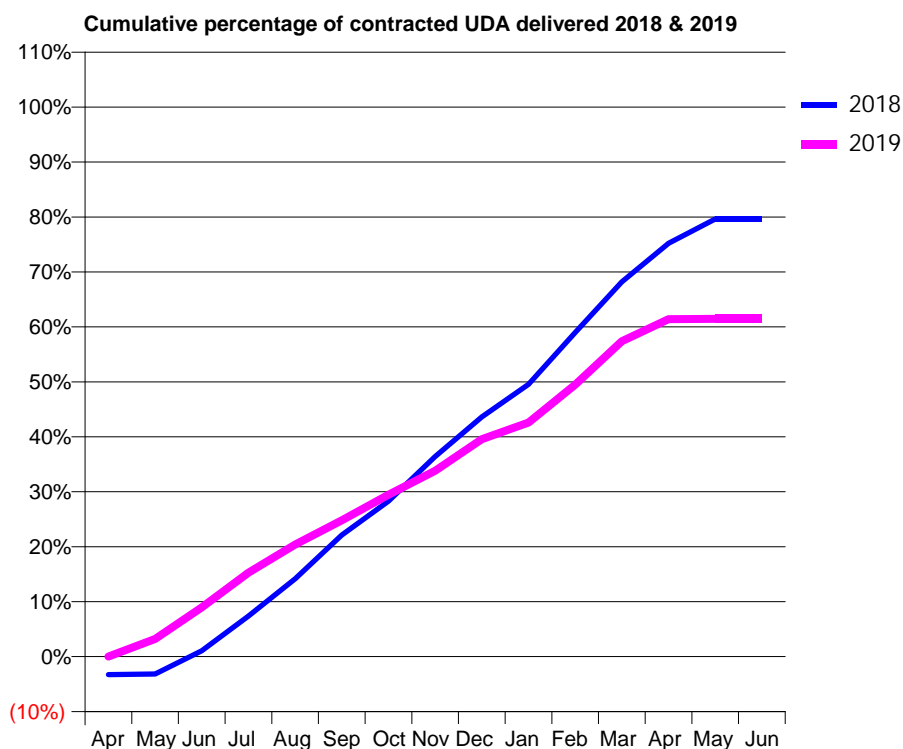
18/19 Contracted general activity (UDA)	13,137
Carry forward general activity (UDA)	0
18/19 Contracted orthodontic activity (UOA)	0
Carry forward orthodontic activity (UOA)	0
Baseline contract value	£297,353.34

ACCESS*

Patients seen in 24 months	Total	Change since previous quarter
Quarter ending March 2018	3,141	
Quarter ending June 2018	3,133	→
Quarter ending September 2018	3,130	→
Quarter ending December 2018	3,082	↓
Quarter ending March 2019	2,952	↓
Variance since March 2018	(6.0%)	↓



ACTIVITY



Month	Adjusted Scheduled Activity (UDA)	
	2018	2019
April	-431	0
May	-419	422
June	141	1,177
July	970	2,005
August	1,864	2,679
September	2,905	3,261
October	3,715	3,871
November	4,785	4,442
December	5,731	5,197
January	6,511	5,597
February	7,748	6,502
March	8,960	7,537
April	9,881	8,069
May	10,462	8,073
June	10,462	8,073

QUALITY

	Quantity	Base Number	Contract	AT	Region	England
% of FP17s for the same patient ID Re-attending within 3 months - Children	66	600	11.0%	9.7%	11.3%	11.8%
% of FP17s for the same patient ID Re-attending within 3 months - Adults	349	2,908	12.0%	14.0%	15.4%	15.7%
% of FP17s for the same patient ID Re-attending between 3 & 9 months - Children	292	600	48.7%	61.7%	61.3%	58.9%
% of FP17s for the same patient ID Re-attending between 3 & 9 months - Adults	1,418	2,908	48.8%	52.7%	52.1%	50.8%
% of FP17s for Band 1 Urgent Courses	283	3,146	9.0%	9.8%	9.5%	9.1%
% of FP17s Relating to Free Repair or Replacements	12	3,146	0.4%	0.6%	0.6%	0.8%
% of FP17s Relating to Continuations	17	3,146	0.5%	0.9%	0.8%	0.9%
% of Patients satisfied with the dentistry they have received	1	1	N/A	92.2%	92.4%	92.5%
% of Patients satisfied with the time they had to wait for an appointment	1	1	N/A	85.9%	86.3%	87.0%

* This is based on patients treated on this contract for their most recent course of treatment. Figures in italics indicate the base number of FP17s or Patient Questionnaire responses are less than 100. N/A is shown where the base number of responses is less than 10 during the period. % is calculated as Quantity/Base number*100

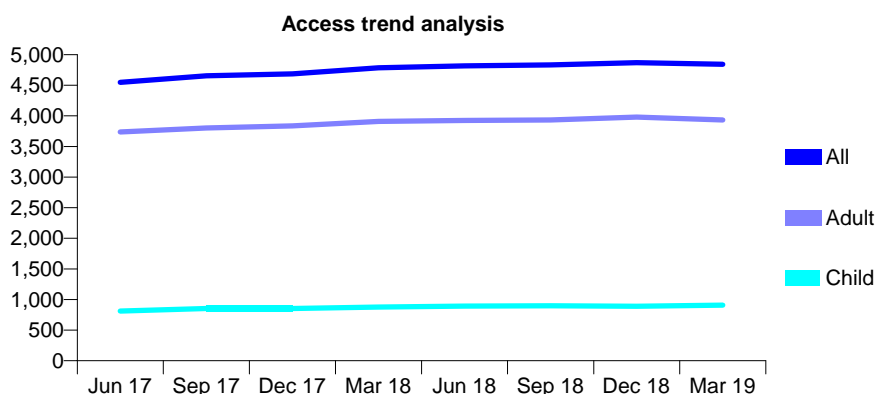
Q70 - Vital Signs At a Glance Contract Report for 163295/0001 - Year end March 2019

Name or company name	Chequers Dental Partnership
Contract type name	GDS Contract
Purpose of contract	General
Contract start date	01/04/2009
Contract end date	

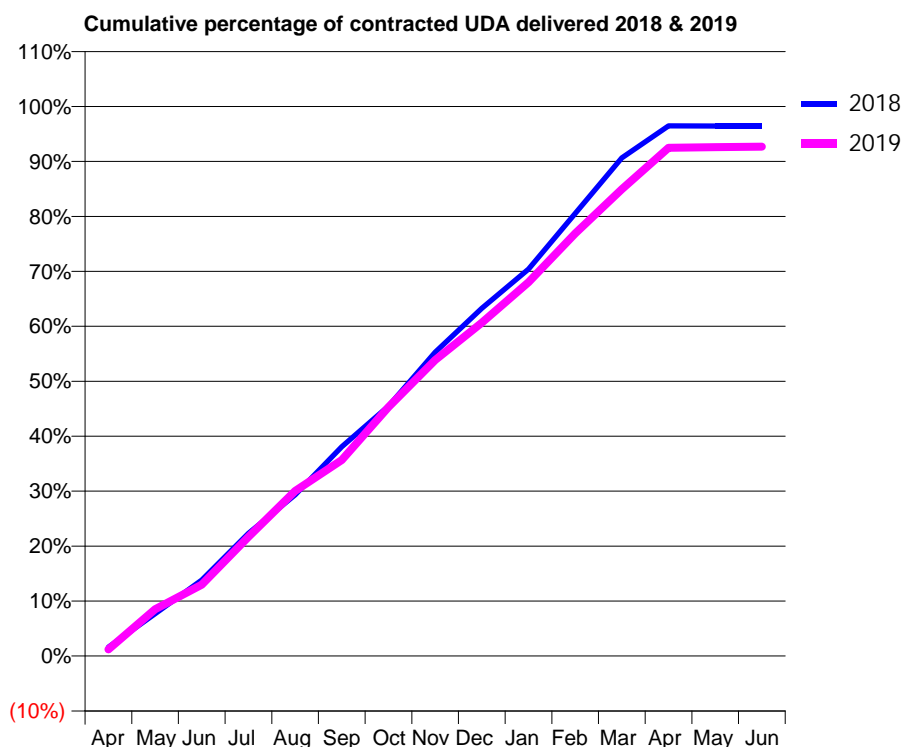
18/19 Contracted general activity (UDA)	16,000
Carry forward general activity (UDA)	573
18/19 Contracted orthodontic activity (UOA)	0
Carry forward orthodontic activity (UOA)	0
Baseline contract value	£421,333.70

ACCESS*

Patients seen in 24 months	Total	Change since previous quarter
Quarter ending March 2018	4,786	
Quarter ending June 2018	4,816	→
Quarter ending September 2018	4,833	→
Quarter ending December 2018	4,871	→
Quarter ending March 2019	4,843	→
Variance since March 2018	1.2%	→



ACTIVITY



Month	Adjusted Scheduled Activity (UDA)	
	2018	2019
April	258	191
May	1,231	1,363
June	2,213	2,076
July	3,568	3,469
August	4,696	4,808
September	6,094	5,705
October	7,275	7,246
November	8,846	8,618
December	10,123	9,705
January	11,265	10,882
February	12,885	12,303
March	14,502	13,587
April	15,436	14,796
May	15,427	14,815
June	15,427	14,829

QUALITY

	Quantity	Base Number	Contract	AT	Region	England
% of FP17s for the same patient ID Re-attending within 3 months - Children	85	1,404	6.1%	9.7%	11.3%	11.8%
% of FP17s for the same patient ID Re-attending within 3 months - Adults	723	5,444	13.3%	14.0%	15.4%	15.7%
% of FP17s for the same patient ID Re-attending between 3 & 9 months - Children	840	1,404	59.8%	61.7%	61.3%	58.9%
% of FP17s for the same patient ID Re-attending between 3 & 9 months - Adults	2,836	5,444	52.1%	52.7%	52.1%	50.8%
% of FP17s for Band 1 Urgent Courses	612	7,014	8.7%	9.8%	9.5%	9.1%
% of FP17s Relating to Free Repair or Replacements	93	7,014	1.3%	0.6%	0.6%	0.8%
% of FP17s Relating to Continuations	33	7,014	0.5%	0.9%	0.8%	0.9%
% of Patients satisfied with the dentistry they have received	0	0	N/A	92.2%	92.4%	92.5%
% of Patients satisfied with the time they had to wait for an appointment	0	0	N/A	85.9%	86.3%	87.0%

* This is based on patients treated on this contract for their most recent course of treatment. Figures in italics indicate the base number of FP17s or Patient Questionnaire responses are less than 100. N/A is shown where the base number of responses is less than 10 during the period. % is calculated as Quantity/Base number*100

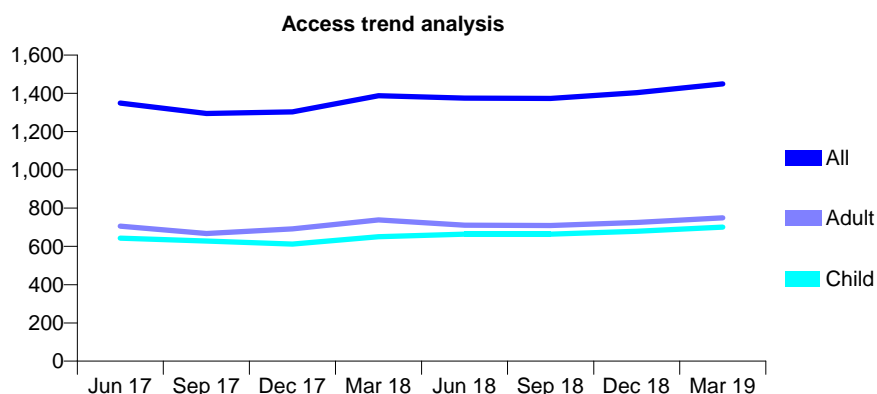
Q70 - Vital Signs At a Glance Contract Report for 163376/0001 - Year end March 2019

Name or company name	Northbourne Dental Partners
Contract type name	GDS Contract
Purpose of contract	General
Contract start date	01/09/2014
Contract end date	

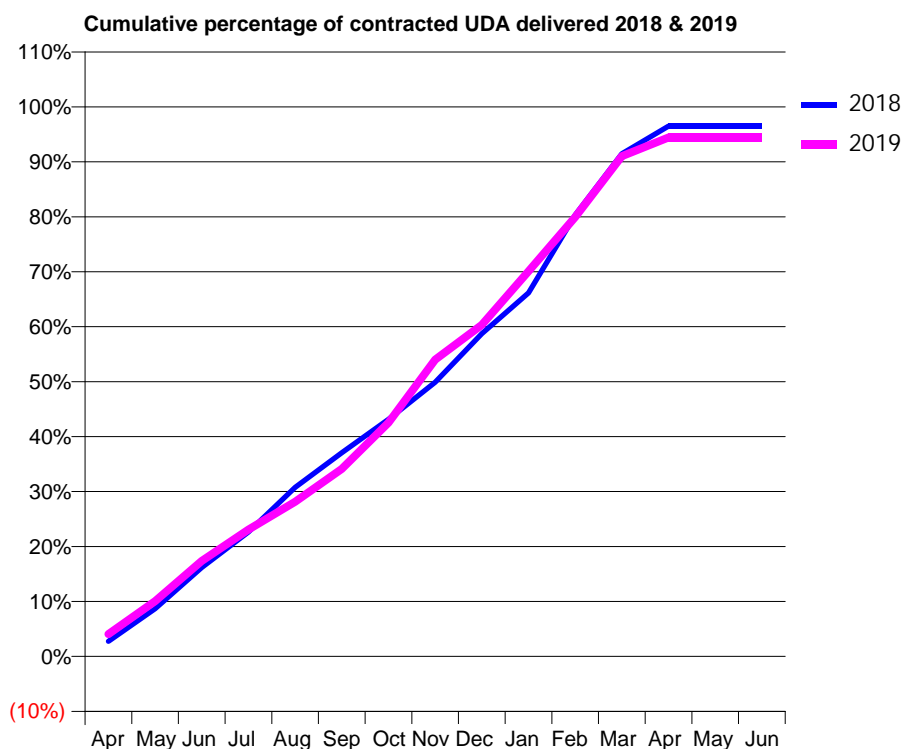
18/19 Contracted general activity (UDA)	4,002
Carry forward general activity (UDA)	12
18/19 Contracted orthodontic activity (UOA)	0
Carry forward orthodontic activity (UOA)	0
Baseline contract value	£110,109.51

ACCESS*

Patients seen in 24 months	Total	Change since previous quarter
Quarter ending March 2018	1,388	
Quarter ending June 2018	1,375	→
Quarter ending September 2018	1,373	→
Quarter ending December 2018	1,404	↑
Quarter ending March 2019	1,449	↑
Variance since March 2018	4.4%	↑



ACTIVITY



Month	2018	2019
April	110	162
May	349	403
June	647	695
July	907	924
August	1,232	1,126
September	1,483	1,365
October	1,727	1,702
November	1,997	2,162
December	2,350	2,414
January	2,647	2,805
February	3,215	3,200
March	3,659	3,643
April	3,862	3,779
May	3,862	3,779
June	3,862	3,779

QUALITY

	Quantity	Base Number	Contract	AT	Region	England
% of FP17s for the same patient ID Re-attending within 3 months - Children	271	1,443	18.8%	9.7%	11.3%	11.8%
% of FP17s for the same patient ID Re-attending within 3 months - Adults	70	716	9.8%	14.0%	15.4%	15.7%
% of FP17s for the same patient ID Re-attending between 3 & 9 months - Children	837	1,443	58.0%	61.7%	61.3%	58.9%
% of FP17s for the same patient ID Re-attending between 3 & 9 months - Adults	181	716	25.3%	52.7%	52.1%	50.8%
% of FP17s for Band 1 Urgent Courses	415	2,146	19.3%	9.8%	9.5%	9.1%
% of FP17s Relating to Free Repair or Replacements	8	2,146	0.4%	0.6%	0.6%	0.8%
% of FP17s Relating to Continuations	1	2,146	0.0%	0.9%	0.8%	0.9%
% of Patients satisfied with the dentistry they have received	2	2	N/A	92.2%	92.4%	92.5%
% of Patients satisfied with the time they had to wait for an appointment	2	2	N/A	85.9%	86.3%	87.0%

* This is based on patients treated on this contract for their most recent course of treatment. Figures in italics indicate the base number of FP17s or Patient Questionnaire responses are less than 100. N/A is shown where the base number of responses is less than 10 during the period. % is calculated as Quantity/Base number*100

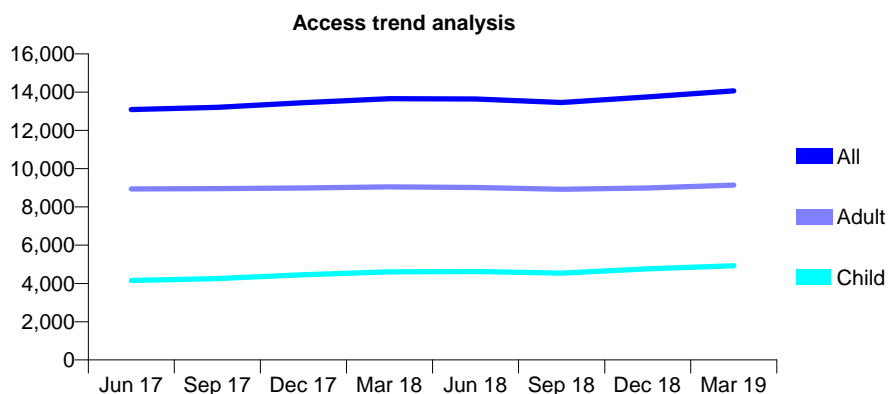
Q70 - Vital Signs At a Glance Contract Report for 163457/0029 - Year end March 2019

Name or company name	Solent Dental Services
Contract type name	PDS Contract
Purpose of contract	General
Contract start date	01/04/2013
Contract end date	31/03/2021

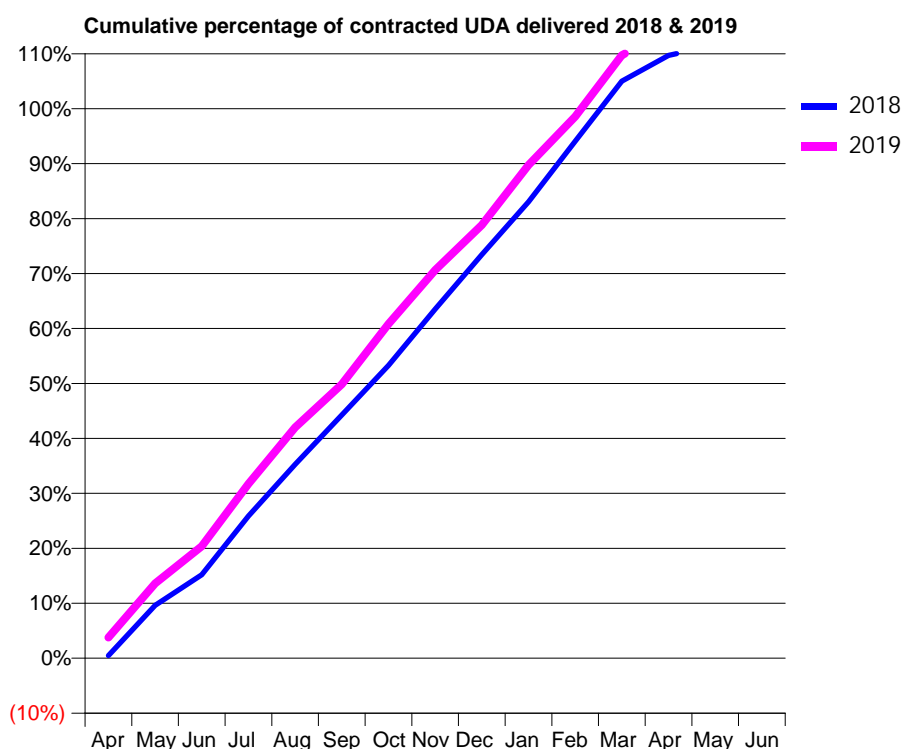
18/19 Contracted general activity (UDA)	29,478
Carry forward general activity (UDA)	0
18/19 Contracted orthodontic activity (UOA)	0
Carry forward orthodontic activity (UOA)	0
Baseline contract value	£4,926,538.67

ACCESS*

Patients seen in 24 months	Total	Change since previous quarter
Quarter ending March 2018	13,655	
Quarter ending June 2018	13,637	→
Quarter ending September 2018	13,460	↓
Quarter ending December 2018	13,751	↑
Quarter ending March 2019	14,063	↑
Variance since March 2018	3.0%	↑



ACTIVITY



Month	2018	2019
April	146	1,113
May	2,838	4,017
June	4,476	6,004
July	7,629	9,356
August	10,407	12,387
September	13,042	14,694
October	15,704	17,932
November	18,733	20,818
December	21,647	23,231
January	24,481	26,456
February	27,728	29,056
March	30,952	32,343
April	32,331	33,675
May	32,906	34,190
June	33,082	34,437

QUALITY

	Quantity	Base Number	Contract	AT	Region	England
% of FP17s for the same patient ID Re-attending within 3 months - Children	822	7,937	10.4%	9.7%	11.3%	11.8%
% of FP17s for the same patient ID Re-attending within 3 months - Adults	1,448	11,120	13.0%	14.0%	15.4%	15.7%
% of FP17s for the same patient ID Re-attending between 3 & 9 months - Children	3,361	7,937	42.3%	61.7%	61.3%	58.9%
% of FP17s for the same patient ID Re-attending between 3 & 9 months - Adults	5,456	11,120	49.1%	52.7%	52.1%	50.8%
% of FP17s for Band 1 Urgent Courses	1,253	19,177	6.5%	9.8%	9.5%	9.1%
% of FP17s Relating to Free Repair or Replacements	39	19,177	0.2%	0.6%	0.6%	0.8%
% of FP17s Relating to Continuations	357	19,177	1.9%	0.9%	0.8%	0.9%
% of Patients satisfied with the dentistry they have received	2	2	N/A	92.2%	92.4%	92.5%
% of Patients satisfied with the time they had to wait for an appointment	2	2	N/A	85.9%	86.3%	87.0%

* This is based on patients treated on this contract for their most recent course of treatment.

Figures in italics indicate the base number of FP17s or Patient Questionnaire responses are less than 100. N/A is shown where the base number of responses is less than 10 during the period. % is calculated as Quantity/Base number*100

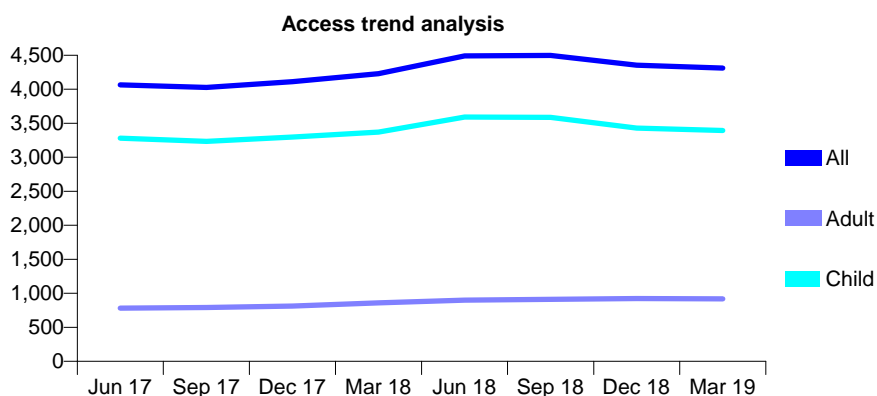
Q70 - Vital Signs At a Glance Contract Report for 163457/0030 - Year end March 2019

Name or company name	Solent Dental Services
Contract type name	PDS Contract
Purpose of contract	General
Contract start date	01/04/2013
Contract end date	31/03/2021

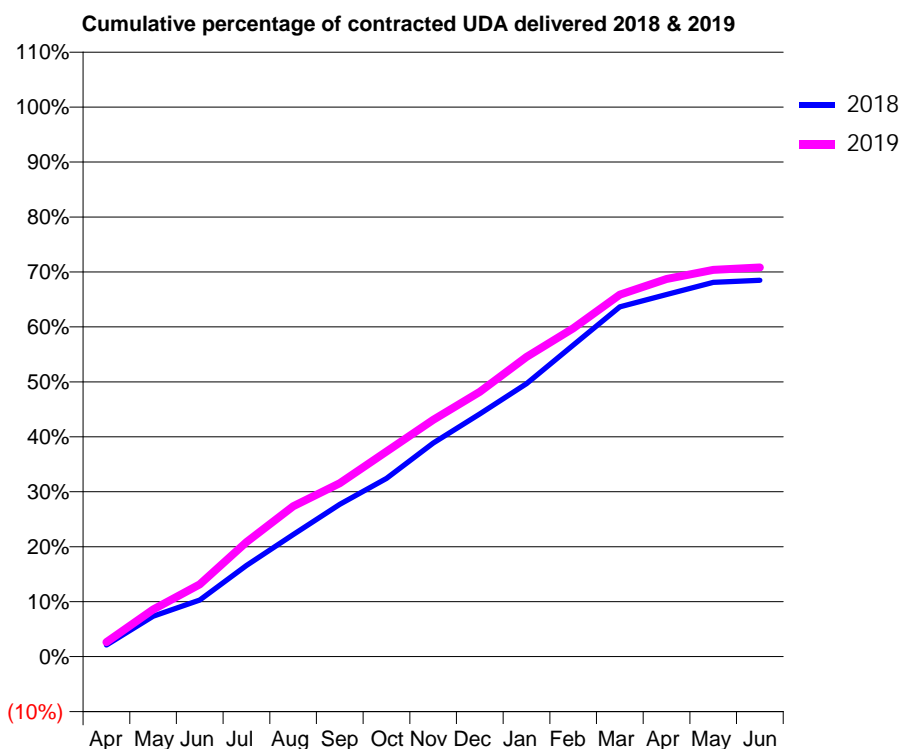
18/19 Contracted general activity (UDA)	18,978
Carry forward general activity (UDA)	0
18/19 Contracted orthodontic activity (UOA)	0
Carry forward orthodontic activity (UOA)	0
Baseline contract value	£3,107,857.49

ACCESS*

Patients seen in 24 months	Total	Change since previous quarter
Quarter ending March 2018	4,231	
Quarter ending June 2018	4,492	↑
Quarter ending September 2018	4,498	→
Quarter ending December 2018	4,354	↓
Quarter ending March 2019	4,312	→
Variance since March 2018	1.9%	→



ACTIVITY



Month	Adjusted Scheduled Activity (UDA)	
	2018	2019
April	401	498
May	1,398	1,630
June	1,956	2,493
July	3,147	3,955
August	4,215	5,193
September	5,257	5,988
October	6,153	7,080
November	7,376	8,175
December	8,385	9,144
January	9,426	10,349
February	10,761	11,342
March	12,075	12,502
April	12,508	13,042
May	12,923	13,353
June	12,993	13,438

QUALITY

	Quantity	Base Number	Contract	AT	Region	England
% of FP17s for the same patient ID Re-attending within 3 months - Children	560	5,653	9.9%	9.7%	11.3%	11.8%
% of FP17s for the same patient ID Re-attending within 3 months - Adults	68	1,153	5.9%	14.0%	15.4%	15.7%
% of FP17s for the same patient ID Re-attending between 3 & 9 months - Children	1,446	5,653	25.6%	61.7%	61.3%	58.9%
% of FP17s for the same patient ID Re-attending between 3 & 9 months - Adults	166	1,153	14.4%	52.7%	52.1%	50.8%
% of FP17s for Band 1 Urgent Courses	386	6,821	5.7%	9.8%	9.5%	9.1%
% of FP17s Relating to Free Repair or Replacements	8	6,821	0.1%	0.6%	0.6%	0.8%
% of FP17s Relating to Continuations	109	6,821	1.6%	0.9%	0.8%	0.9%
% of Patients satisfied with the dentistry they have received	2	2	N/A	92.2%	92.4%	92.5%
% of Patients satisfied with the time they had to wait for an appointment	1	2	N/A	85.9%	86.3%	87.0%

* This is based on patients treated on this contract for their most recent course of treatment. Figures in italics indicate the base number of FP17s or Patient Questionnaire responses are less than 100. N/A is shown where the base number of responses is less than 10 during the period. % is calculated as Quantity/Base number*100

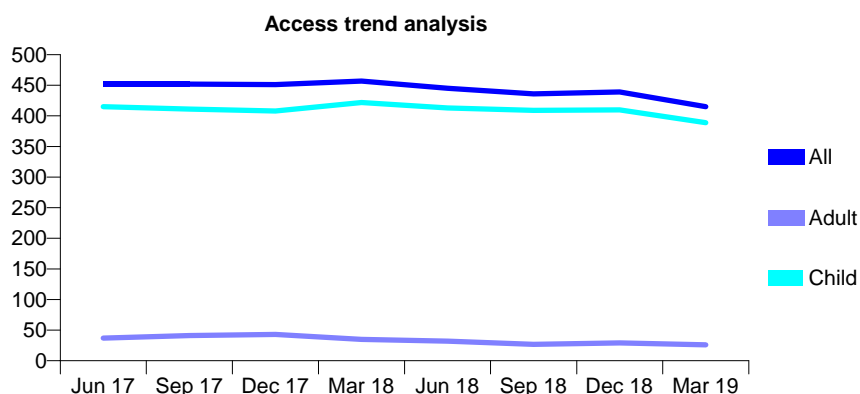
Q70 - Vital Signs At a Glance Contract Report for 163694/0001 - Year end March 2019

Name or company name	Stoke Road Dental Partnership
Contract type name	GDS Contract
Purpose of contract	General
Contract start date	15/09/2008
Contract end date	

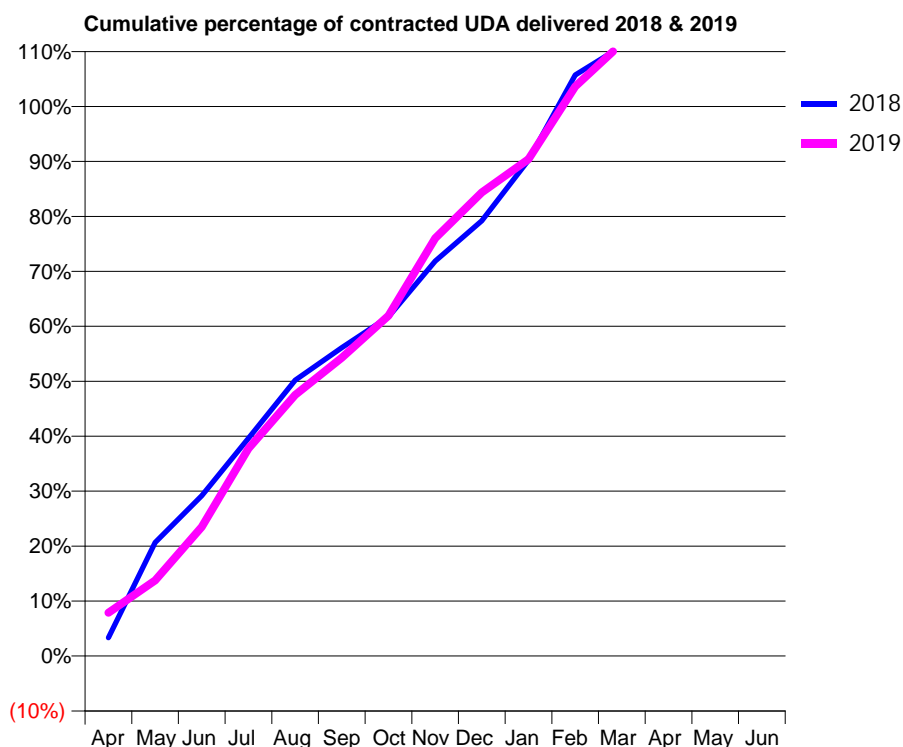
18/19 Contracted general activity (UDA)	577
Carry forward general activity (UDA)	0
18/19 Contracted orthodontic activity (UOA)	0
Carry forward orthodontic activity (UOA)	0
Baseline contract value	£16,093.41

ACCESS*

Patients seen in 24 months	Total	Change since previous quarter
Quarter ending March 2018	457	
Quarter ending June 2018	445	↓
Quarter ending September 2018	436	↓
Quarter ending December 2018	439	→
Quarter ending March 2019	415	↓
Variance since March 2018	(9.2%)	↓



ACTIVITY



Month	Adjusted Scheduled Activity (UDA)	
	2018	2019
April	19	45
May	119	79
June	168	135
July	229	218
August	290	274
September	324	313
October	356	357
November	415	439
December	457	487
January	521	522
February	610	598
March	640	643
April	652	655
May	652	655
June	652	655

QUALITY

	Quantity	Base Number	Contract	AT	Region	England
% of FP17s for the same patient ID Re-attending within 3 months - Children	37	525	7.0%	9.7%	11.3%	11.8%
% of FP17s for the same patient ID Re-attending within 3 months - Adults	0	0	N/A	14.0%	15.4%	15.7%
% of FP17s for the same patient ID Re-attending between 3 & 9 months - Children	283	525	53.9%	61.7%	61.3%	58.9%
% of FP17s for the same patient ID Re-attending between 3 & 9 months - Adults	0	0	N/A	52.7%	52.1%	50.8%
% of FP17s for Band 1 Urgent Courses	32	522	6.1%	9.8%	9.5%	9.1%
% of FP17s Relating to Free Repair or Replacements	0	522	0.0%	0.6%	0.6%	0.8%
% of FP17s Relating to Continuations	0	522	0.0%	0.9%	0.8%	0.9%
% of Patients satisfied with the dentistry they have received	0	0	N/A	92.2%	92.4%	92.5%
% of Patients satisfied with the time they had to wait for an appointment	0	0	N/A	85.9%	86.3%	87.0%

* This is based on patients treated on this contract for their most recent course of treatment. Figures in italics indicate the base number of FP17s or Patient Questionnaire responses are less than 100. N/A is shown where the base number of responses is less than 10 during the period. % is calculated as Quantity/Base number*100

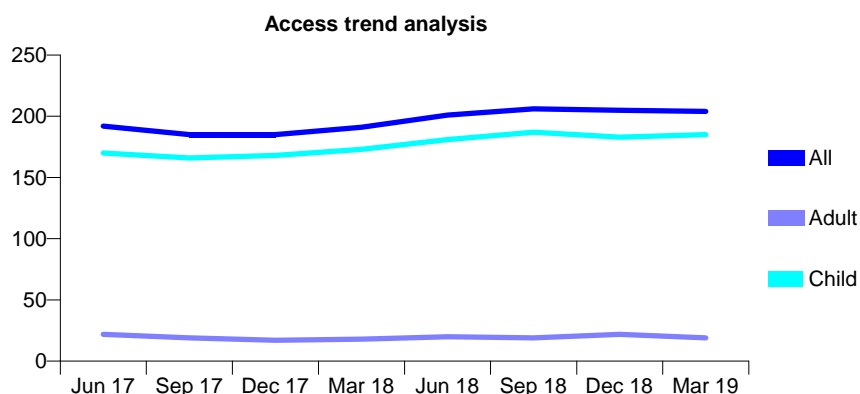
Q70 - Vital Signs At a Glance Contract Report for 164488/0001 - Year end March 2019

Name or company name	J Gollings & S Gollings
Contract type name	GDS Contract
Purpose of contract	General
Contract start date	01/04/2012
Contract end date	

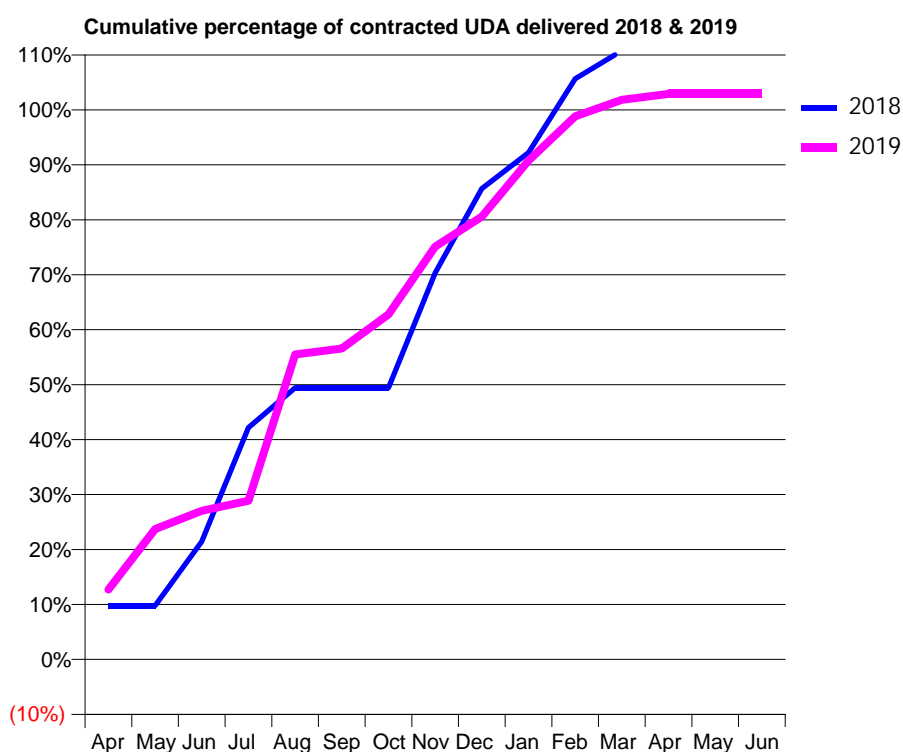
18/19 Contracted general activity (UDA)	275
Carry forward general activity (UDA)	0
18/19 Contracted orthodontic activity (UOA)	0
Carry forward orthodontic activity (UOA)	0
Baseline contract value	£7,450.16

ACCESS*

Patients seen in 24 months	Total	Change since previous quarter
Quarter ending March 2018	191	
Quarter ending June 2018	201	↑
Quarter ending September 2018	206	↑
Quarter ending December 2018	205	→
Quarter ending March 2019	204	→
Variance since March 2018	6.8%	↑



ACTIVITY



Month	Adjusted Scheduled Activity (UDA)	
	2018	2019
April	27	35
May	27	65
June	59	74
July	116	79
August	136	153
September	136	156
October	136	173
November	193	207
December	236	222
January	254	250
February	291	272
March	305	280
April	318	283
May	318	283
June	318	283

QUALITY

	Quantity	Base Number	Contract	AT	Region	England
% of FP17s for the same patient ID Re-attending within 3 months - Children	5	245	2.0%	9.7%	11.3%	11.8%
% of FP17s for the same patient ID Re-attending within 3 months - Adults	2	10	20.0%	14.0%	15.4%	15.7%
% of FP17s for the same patient ID Re-attending between 3 & 9 months - Children	118	245	48.2%	61.7%	61.3%	58.9%
% of FP17s for the same patient ID Re-attending between 3 & 9 months - Adults	6	10	60.0%	52.7%	52.1%	50.8%
% of FP17s for Band 1 Urgent Courses	5	246	2.0%	9.8%	9.5%	9.1%
% of FP17s Relating to Free Repair or Replacements	0	246	0.0%	0.6%	0.6%	0.8%
% of FP17s Relating to Continuations	1	246	0.4%	0.9%	0.8%	0.9%
% of Patients satisfied with the dentistry they have received	0	0	N/A	92.2%	92.4%	92.5%
% of Patients satisfied with the time they had to wait for an appointment	0	0	N/A	85.9%	86.3%	87.0%

* This is based on patients treated on this contract for their most recent course of treatment.

Figures in italics indicate the base number of FP17s or Patient Questionnaire responses are less than 100. N/A is shown where the base number of responses is less than 10 during the period. % is calculated as Quantity/Base number*100

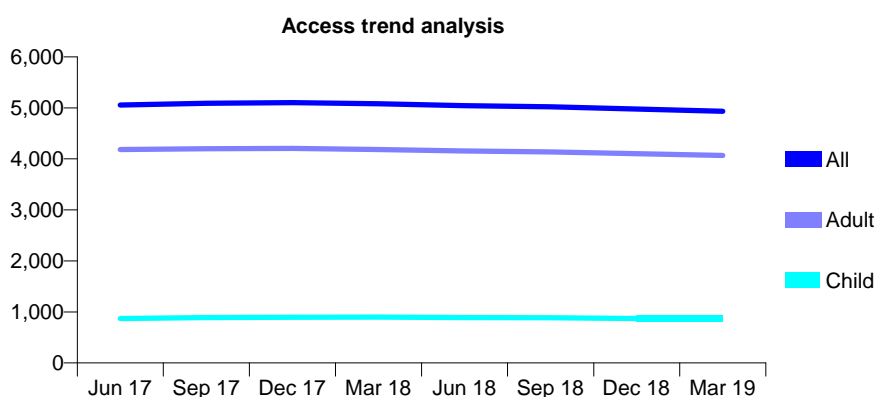
Q70 - Vital Signs At a Glance Contract Report for 164534/0001 - Year end March 2019

Name or company name	The Triangle Surgery
Contract type name	GDS Contract
Purpose of contract	General
Contract start date	01/04/2011
Contract end date	

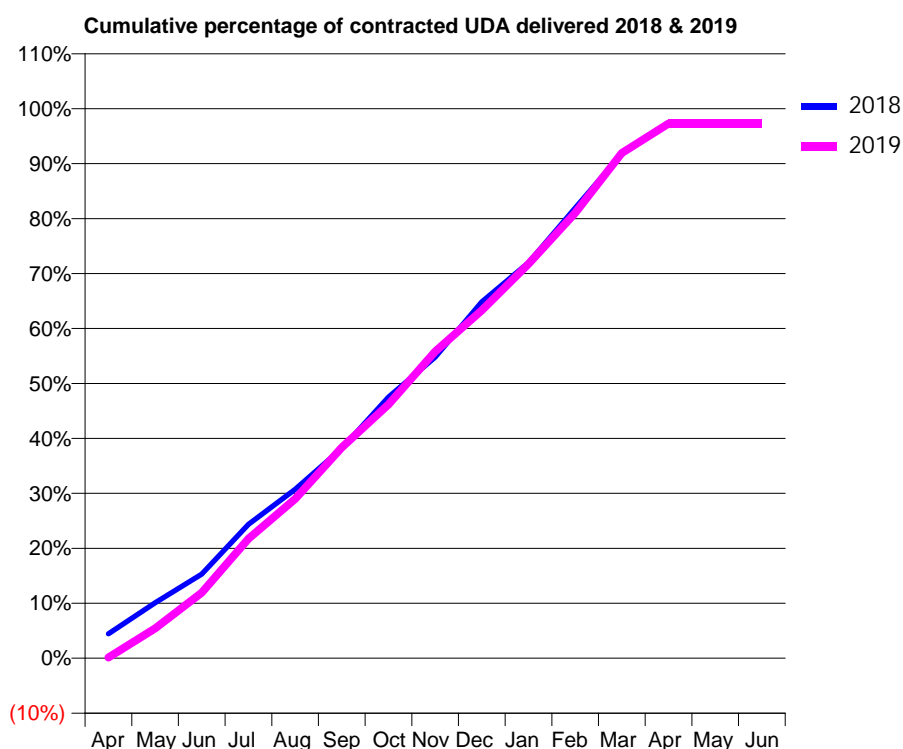
18/19 Contracted general activity (UDA)	17,591
Carry forward general activity (UDA)	444
18/19 Contracted orthodontic activity (UOA)	0
Carry forward orthodontic activity (UOA)	0
Baseline contract value	£561,639.83

ACCESS*

Patients seen in 24 months	Total	Change since previous quarter
Quarter ending March 2018	5,082	
Quarter ending June 2018	5,045	→
Quarter ending September 2018	5,022	→
Quarter ending December 2018	4,976	→
Quarter ending March 2019	4,934	→
Variance since March 2018	(2.9%)	↓



ACTIVITY



Month	2018	2019
April	784	25
May	1,776	960
June	2,690	2,096
July	4,290	3,828
August	5,408	5,098
September	6,711	6,743
October	8,358	8,121
November	9,636	9,817
December	11,406	11,133
January	12,662	12,619
February	14,413	14,255
March	16,142	16,167
April	17,126	17,110
May	17,126	17,110
June	17,126	17,110

QUALITY

	Quantity	Base Number	Contract	AT	Region	England
% of FP17s for the same patient ID Re-attending within 3 months - Children	41	1,282	3.2%	9.7%	11.3%	11.8%
% of FP17s for the same patient ID Re-attending within 3 months - Adults	669	6,063	11.0%	14.0%	15.4%	15.7%
% of FP17s for the same patient ID Re-attending between 3 & 9 months - Children	834	1,282	65.1%	61.7%	61.3%	58.9%
% of FP17s for the same patient ID Re-attending between 3 & 9 months - Adults	3,746	6,063	61.8%	52.7%	52.1%	50.8%
% of FP17s for Band 1 Urgent Courses	476	7,343	6.5%	9.8%	9.5%	9.1%
% of FP17s Relating to Free Repair or Replacements	77	7,343	1.0%	0.6%	0.6%	0.8%
% of FP17s Relating to Continuations	70	7,343	1.0%	0.9%	0.8%	0.9%
% of Patients satisfied with the dentistry they have received	6	6	N/A	92.2%	92.4%	92.5%
% of Patients satisfied with the time they had to wait for an appointment	6	6	N/A	85.9%	86.3%	87.0%

* This is based on patients treated on this contract for their most recent course of treatment.

Figures in italics indicate the base number of FP17s or Patient Questionnaire responses are less than 100. N/A is shown where the base number of responses is less than 10 during the period. % is calculated as Quantity/Base number*100

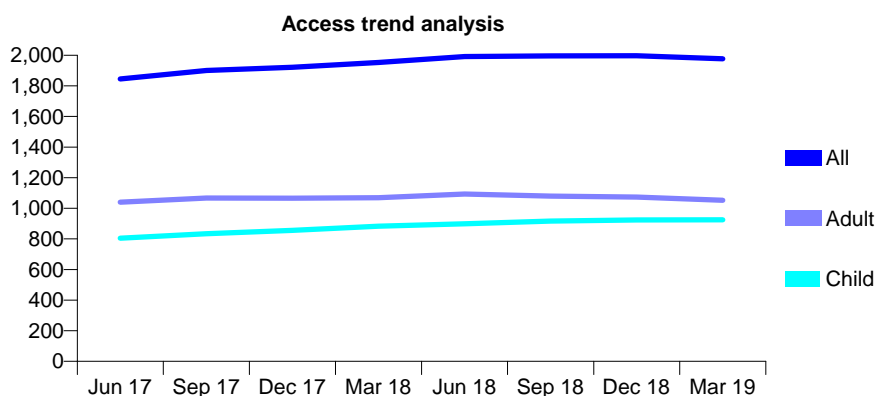
Q70 - Vital Signs At a Glance Contract Report for 166340/0001 - Year end March 2019

Name or company name	Mr & Mrs Gabriel
Contract type name	GDS Contract
Purpose of contract	General
Contract start date	01/04/2008
Contract end date	

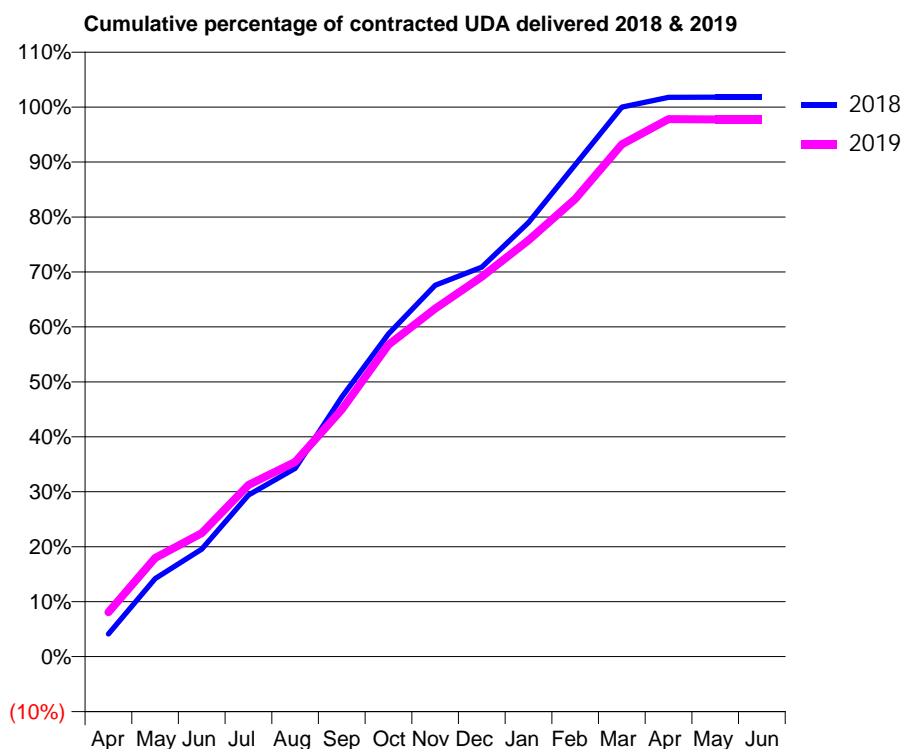
18/19 Contracted general activity (UDA)	3,292
Carry forward general activity (UDA)	0
18/19 Contracted orthodontic activity (UOA)	0
Carry forward orthodontic activity (UOA)	0
Baseline contract value	£85,728.62

ACCESS*

Patients seen in 24 months	Total	Change since previous quarter
Quarter ending March 2018	1,953	
Quarter ending June 2018	1,992	→
Quarter ending September 2018	1,996	→
Quarter ending December 2018	1,997	→
Quarter ending March 2019	1,977	↓
Variance since March 2018	1.2%	→



ACTIVITY



Month	Adjusted Scheduled Activity (UDA)	
	2018	2019
April	136	266
May	468	592
June	644	740
July	968	1,028
August	1,128	1,166
September	1,555	1,480
October	1,933	1,868
November	2,225	2,084
December	2,333	2,275
January	2,601	2,494
February	2,946	2,741
March	3,292	3,068
April	3,350	3,220
May	3,351	3,218
June	3,351	3,218

QUALITY

	Quantity	Base Number	Contract	AT	Region	England
% of FP17s for the same patient ID Re-attending within 3 months - Children	102	1,566	6.5%	9.7%	11.3%	11.8%
% of FP17s for the same patient ID Re-attending within 3 months - Adults	191	1,640	11.6%	14.0%	15.4%	15.7%
% of FP17s for the same patient ID Re-attending between 3 & 9 months - Children	1,131	1,566	72.2%	61.7%	61.3%	58.9%
% of FP17s for the same patient ID Re-attending between 3 & 9 months - Adults	1,143	1,640	69.7%	52.7%	52.1%	50.8%
% of FP17s for Band 1 Urgent Courses	73	2,044	3.6%	9.8%	9.5%	9.1%
% of FP17s Relating to Free Repair or Replacements	0	2,044	0.0%	0.6%	0.6%	0.8%
% of FP17s Relating to Continuations	5	2,044	0.2%	0.9%	0.8%	0.9%
% of Patients satisfied with the dentistry they have received	1	1	N/A	92.2%	92.4%	92.5%
% of Patients satisfied with the time they had to wait for an appointment	1	1	N/A	85.9%	86.3%	87.0%

* This is based on patients treated on this contract for their most recent course of treatment. Figures in italics indicate the base number of FP17s or Patient Questionnaire responses are less than 100. N/A is shown where the base number of responses is less than 10 during the period. % is calculated as Quantity/Base number*100

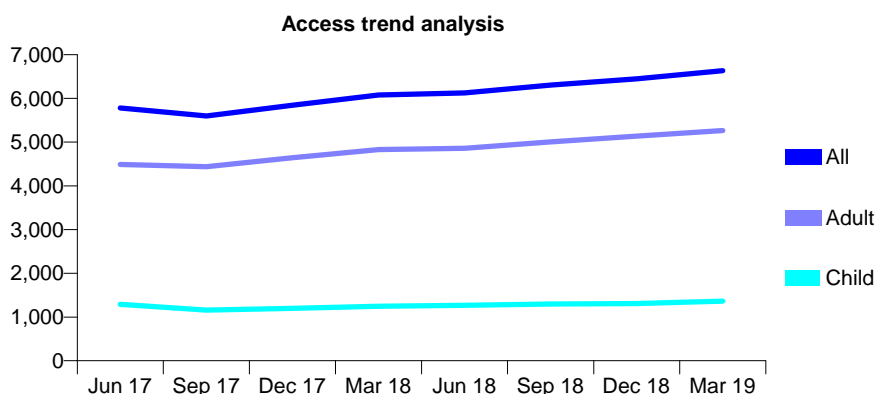
Q70 - Vital Signs At a Glance Contract Report for 167029/0001 - Year end March 2019

Name or company name	The Dental Practice
Contract type name	GDS Contract
Purpose of contract	General
Contract start date	01/04/2015
Contract end date	

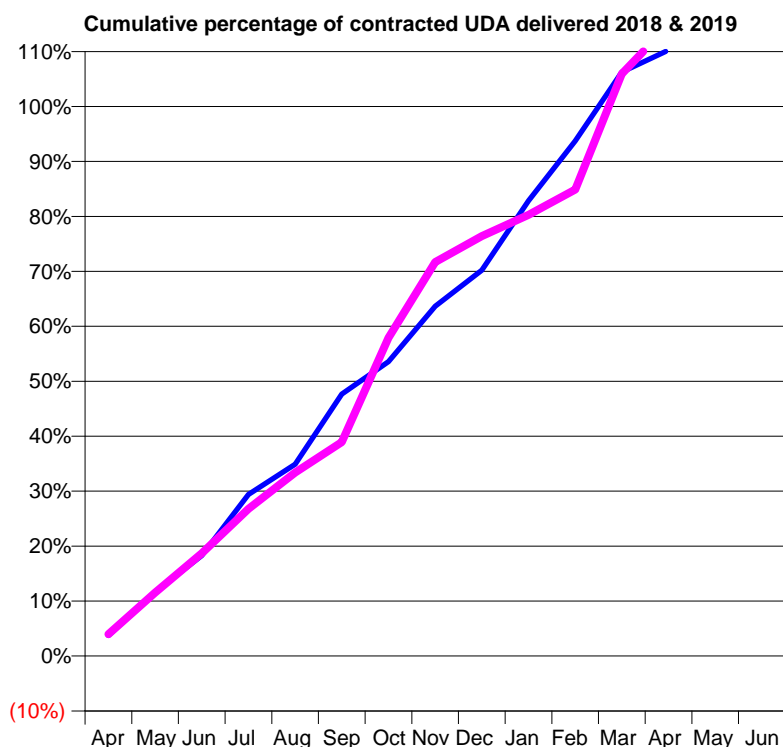
18/19 Contracted general activity (UDA)	16,368
Carry forward general activity (UDA)	0
18/19 Contracted orthodontic activity (UOA)	0
Carry forward orthodontic activity (UOA)	0
Baseline contract value	£469,569.93

ACCESS*

Patients seen in 24 months	Total	Change since previous quarter
Quarter ending March 2018	6,077	
Quarter ending June 2018	6,126	→
Quarter ending September 2018	6,307	↑
Quarter ending December 2018	6,445	↑
Quarter ending March 2019	6,633	↑
Variance since March 2018	9.1%	↑



ACTIVITY



Month	Adjusted Scheduled Activity (UDA)	
	2018	2019
April	614	653
May	1,908	1,891
June	2,993	3,058
July	4,812	4,384
August	5,713	5,463
September	7,804	6,375
October	8,767	9,481
November	10,417	11,730
December	11,488	12,507
January	13,559	13,143
February	15,341	13,890
March	17,390	17,339
April	18,046	18,795
May	18,067	18,797
June	18,069	18,798

QUALITY

	Quantity	Base Number	Contract	AT	Region	England
% of FP17s for the same patient ID Re-attending within 3 months - Children	123	1,993	6.2%	9.7%	11.3%	11.8%
% of FP17s for the same patient ID Re-attending within 3 months - Adults	1,243	7,296	17.0%	14.0%	15.4%	15.7%
% of FP17s for the same patient ID Re-attending between 3 & 9 months - Children	1,233	1,993	61.9%	61.7%	61.3%	58.9%
% of FP17s for the same patient ID Re-attending between 3 & 9 months - Adults	3,417	7,296	46.8%	52.7%	52.1%	50.8%
% of FP17s for Band 1 Urgent Courses	968	9,349	10.4%	9.8%	9.5%	9.1%
% of FP17s Relating to Free Repair or Replacements	110	9,349	1.2%	0.6%	0.6%	0.8%
% of FP17s Relating to Continuations	230	9,349	2.5%	0.9%	0.8%	0.9%
% of Patients satisfied with the dentistry they have received	5	5	N/A	92.2%	92.4%	92.5%
% of Patients satisfied with the time they had to wait for an appointment	5	5	N/A	85.9%	86.3%	87.0%

* This is based on patients treated on this contract for their most recent course of treatment.

Figures in italics indicate the base number of FP17s or Patient Questionnaire responses are less than 100. N/A is shown where the base number of responses is less than 10 during the period. % is calculated as Quantity/Base number*100

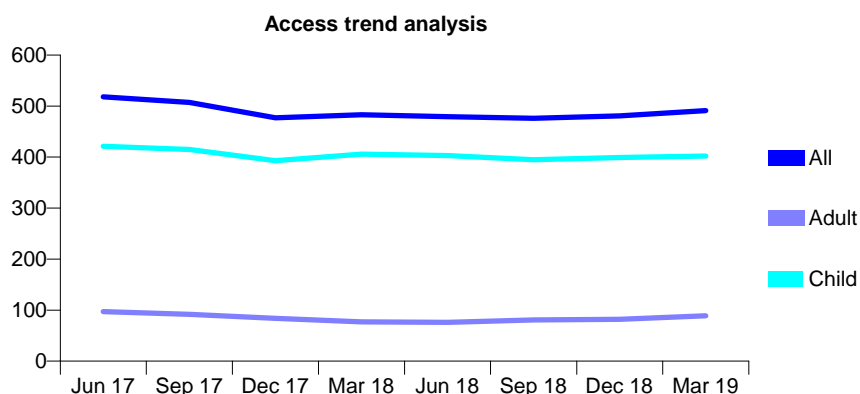
Q70 - Vital Signs At a Glance Contract Report for 167878/0001 - Year end March 2019

Name or company name	The Lodge Dental Partnership
Contract type name	GDS Contract
Purpose of contract	General
Contract start date	01/03/2011
Contract end date	

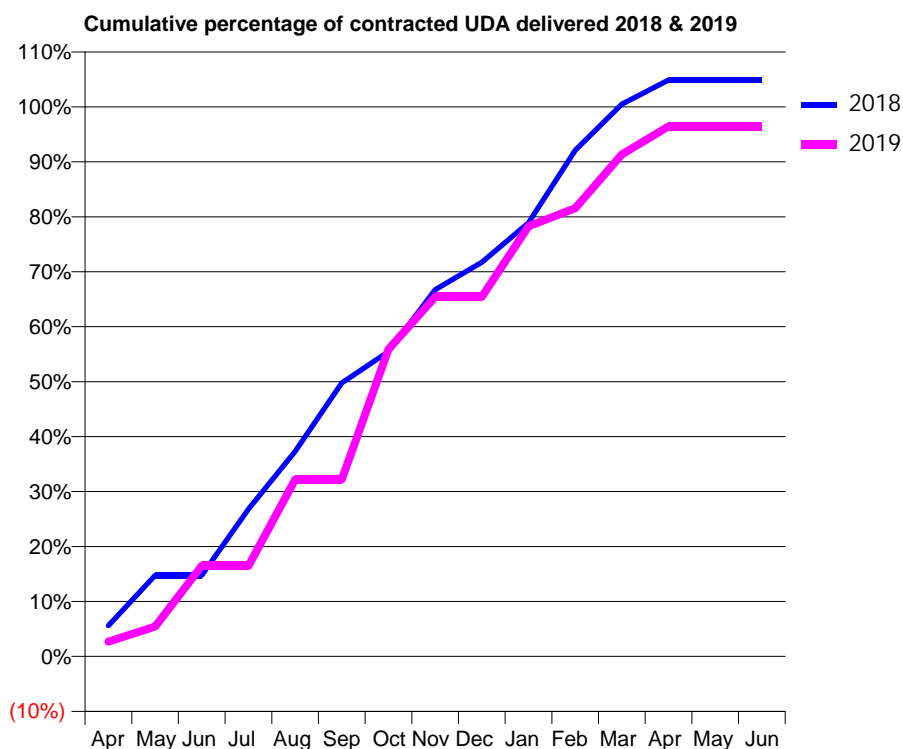
18/19 Contracted general activity (UDA)	825
Carry forward general activity (UDA)	0
18/19 Contracted orthodontic activity (UOA)	0
Carry forward orthodontic activity (UOA)	0
Baseline contract value	£20,385.81

ACCESS*

Patients seen in 24 months	Total	Change since previous quarter
Quarter ending March 2018	483	
Quarter ending June 2018	479	→
Quarter ending September 2018	476	→
Quarter ending December 2018	481	→
Quarter ending March 2019	491	↑
Variance since March 2018	1.7%	→



ACTIVITY



Month	Adjusted Scheduled Activity (UDA)	
	2018	2019
April	46	22
May	122	45
June	122	136
July	221	136
August	308	266
September	411	266
October	458	461
November	550	540
December	592	540
January	651	646
February	760	673
March	829	753
April	865	796
May	865	796
June	865	796

QUALITY

	Quantity	Base Number	Contract	AT	Region	England
% of FP17s for the same patient ID Re-attending within 3 months - Children	32	609	5.3%	9.7%	11.3%	11.8%
% of FP17s for the same patient ID Re-attending within 3 months - Adults	3	49	6.1%	14.0%	15.4%	15.7%
% of FP17s for the same patient ID Re-attending between 3 & 9 months - Children	415	609	68.1%	61.7%	61.3%	58.9%
% of FP17s for the same patient ID Re-attending between 3 & 9 months - Adults	29	49	59.2%	52.7%	52.1%	50.8%
% of FP17s for Band 1 Urgent Courses	34	664	5.1%	9.8%	9.5%	9.1%
% of FP17s Relating to Free Repair or Replacements	0	664	0.0%	0.6%	0.6%	0.8%
% of FP17s Relating to Continuations	6	664	0.9%	0.9%	0.8%	0.9%
% of Patients satisfied with the dentistry they have received	0	0	N/A	92.2%	92.4%	92.5%
% of Patients satisfied with the time they had to wait for an appointment	0	0	N/A	85.9%	86.3%	87.0%

* This is based on patients treated on this contract for their most recent course of treatment. Figures in italics indicate the base number of FP17s or Patient Questionnaire responses are less than 100. N/A is shown where the base number of responses is less than 10 during the period. % is calculated as Quantity/Base number*100

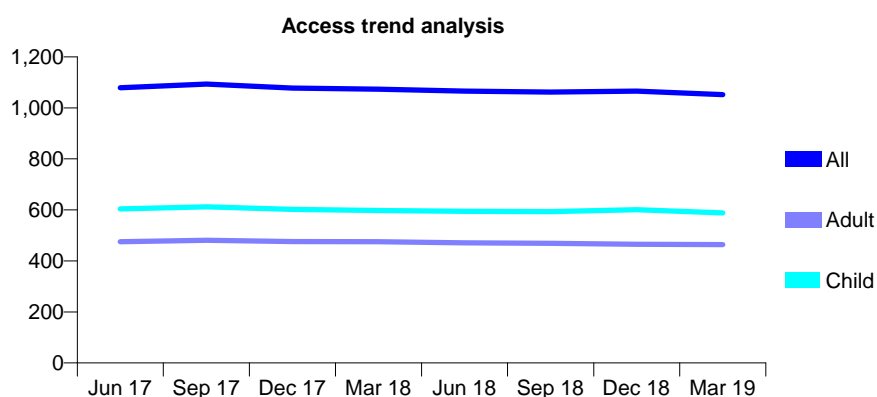
Q70 - Vital Signs At a Glance Contract Report for 168165/0001 - Year end March 2019

Name or company name	Stalbridge Dental Practice Ltd
Contract type name	GDS Contract
Purpose of contract	General
Contract start date	01/04/2008
Contract end date	

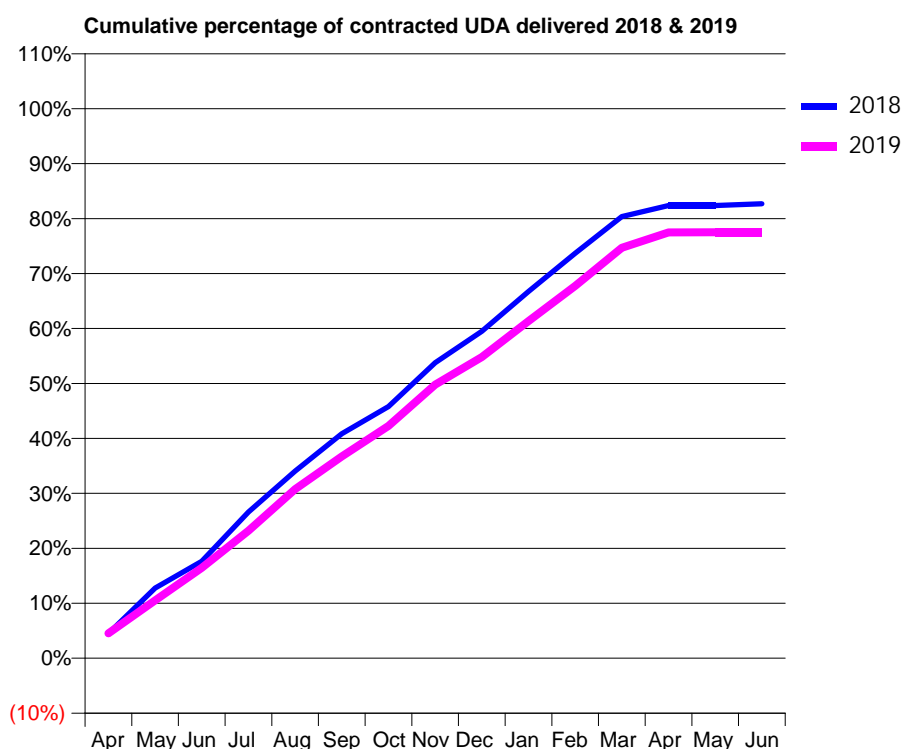
18/19 Contracted general activity (UDA)	3,669
Carry forward general activity (UDA)	0
18/19 Contracted orthodontic activity (UOA)	0
Carry forward orthodontic activity (UOA)	0
Baseline contract value	£95,582.75

ACCESS*

Patients seen in 24 months	Total	Change since previous quarter
Quarter ending March 2018	1,073	
Quarter ending June 2018	1,066	→
Quarter ending September 2018	1,062	→
Quarter ending December 2018	1,066	→
Quarter ending March 2019	1,052	↓
Variance since March 2018	(2.0%)	↓



ACTIVITY



Month	2018	2019
April	165	166
May	469	386
June	647	603
July	976	852
August	1,250	1,130
September	1,499	1,347
October	1,681	1,552
November	1,973	1,826
December	2,183	2,011
January	2,449	2,250
February	2,704	2,485
March	2,948	2,740
April	3,022	2,842
May	3,022	2,843
June	3,034	2,843

QUALITY

	Quantity	Base Number	Contract	AT	Region	England
% of FP17s for the same patient ID Re-attending within 3 months - Children	30	825	3.6%	9.7%	11.3%	11.8%
% of FP17s for the same patient ID Re-attending within 3 months - Adults	78	568	13.7%	14.0%	15.4%	15.7%
% of FP17s for the same patient ID Re-attending between 3 & 9 months - Children	547	825	66.3%	61.7%	61.3%	58.9%
% of FP17s for the same patient ID Re-attending between 3 & 9 months - Adults	323	568	56.9%	52.7%	52.1%	50.8%
% of FP17s for Band 1 Urgent Courses	17	1,402	1.2%	9.8%	9.5%	9.1%
% of FP17s Relating to Free Repair or Replacements	0	1,402	0.0%	0.6%	0.6%	0.8%
% of FP17s Relating to Continuations	29	1,402	2.1%	0.9%	0.8%	0.9%
% of Patients satisfied with the dentistry they have received	1	1	N/A	92.2%	92.4%	92.5%
% of Patients satisfied with the time they had to wait for an appointment	1	1	N/A	85.9%	86.3%	87.0%

* This is based on patients treated on this contract for their most recent course of treatment.

Figures in italics indicate the base number of FP17s or Patient Questionnaire responses are less than 100. N/A is shown where the base number of responses is less than 10 during the period. % is calculated as Quantity/Base number*100

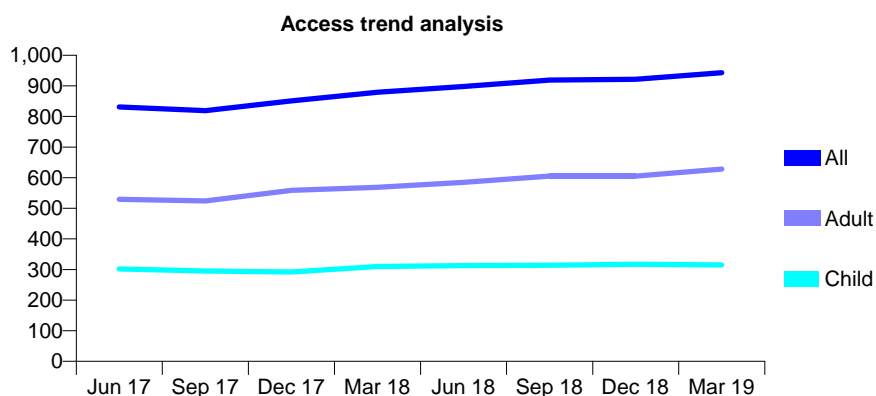
Q70 - Vital Signs At a Glance Contract Report for 169250/0001 - Year end March 2019

Name or company name	Mrs E Aslani
Contract type name	GDS Contract
Purpose of contract	General
Contract start date	05/06/2009
Contract end date	

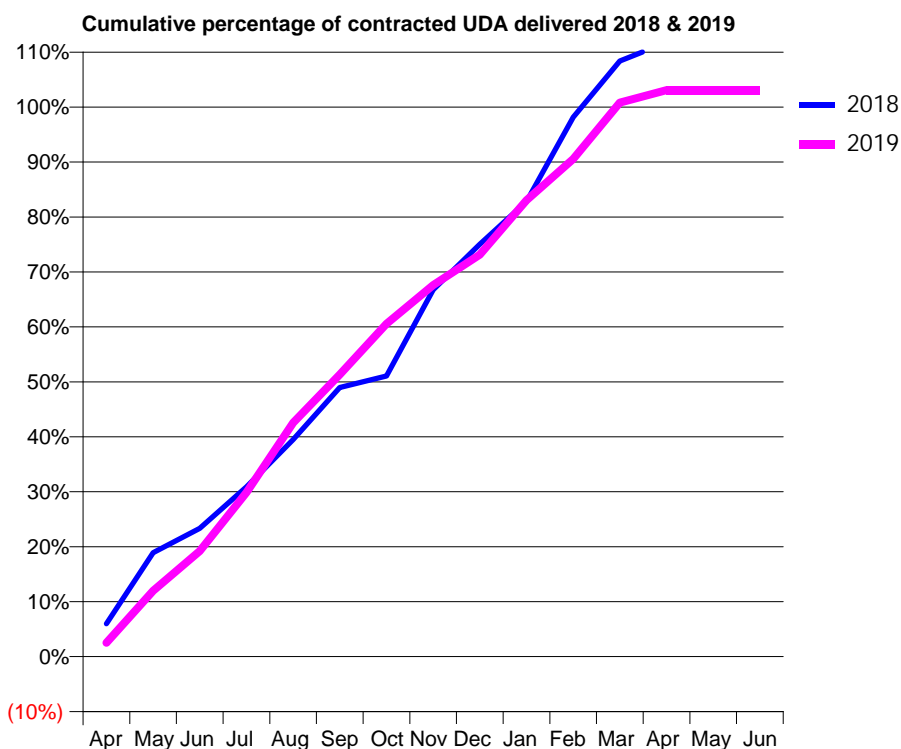
18/19 Contracted general activity (UDA)	2,300
Carry forward general activity (UDA)	0
18/19 Contracted orthodontic activity (UOA)	0
Carry forward orthodontic activity (UOA)	0
Baseline contract value	£53,564.27

ACCESS*

Patients seen in 24 months	Total	Change since previous quarter
Quarter ending March 2018	879	
Quarter ending June 2018	898	↑
Quarter ending September 2018	919	↑
Quarter ending December 2018	922	→
Quarter ending March 2019	943	↑
Variance since March 2018	7.3%	↑



ACTIVITY



Month	Adjusted Scheduled Activity (UDA)	
	2018	2019
April	137	58
May	435	276
June	537	442
July	710	687
August	909	979
September	1,126	1,181
October	1,174	1,393
November	1,536	1,555
December	1,726	1,682
January	1,904	1,910
February	2,258	2,083
March	2,493	2,318
April	2,570	2,371
May	2,571	2,371
June	2,580	2,371

QUALITY

	Quantity	Base Number	Contract	AT	Region	England
% of FP17s for the same patient ID Re-attending within 3 months - Children	37	490	7.6%	9.7%	11.3%	11.8%
% of FP17s for the same patient ID Re-attending within 3 months - Adults	161	915	17.6%	14.0%	15.4%	15.7%
% of FP17s for the same patient ID Re-attending between 3 & 9 months - Children	317	490	64.7%	61.7%	61.3%	58.9%
% of FP17s for the same patient ID Re-attending between 3 & 9 months - Adults	490	915	53.6%	52.7%	52.1%	50.8%
% of FP17s for Band 1 Urgent Courses	113	1,379	8.2%	9.8%	9.5%	9.1%
% of FP17s Relating to Free Repair or Replacements	6	1,379	0.4%	0.6%	0.6%	0.8%
% of FP17s Relating to Continuations	1	1,379	0.1%	0.9%	0.8%	0.9%
% of Patients satisfied with the dentistry they have received	0	0	N/A	92.2%	92.4%	92.5%
% of Patients satisfied with the time they had to wait for an appointment	0	0	N/A	85.9%	86.3%	87.0%

* This is based on patients treated on this contract for their most recent course of treatment. Figures in italics indicate the base number of FP17s or Patient Questionnaire responses are less than 100. N/A is shown where the base number of responses is less than 10 during the period. % is calculated as Quantity/Base number*100

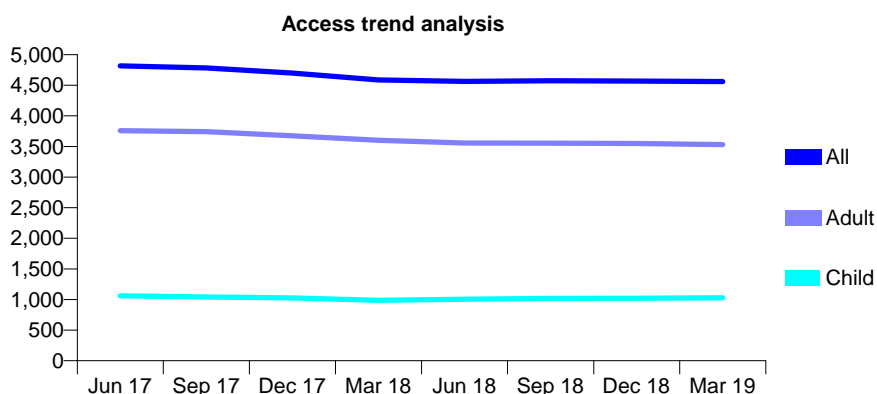
Q70 - Vital Signs At a Glance Contract Report for 169269/0001 - Year end March 2019

Name or company name	Pasadena Dental Practice Ltd
Contract type name	GDS Contract
Purpose of contract	General and Orthodontic
Contract start date	29/09/2007
Contract end date	

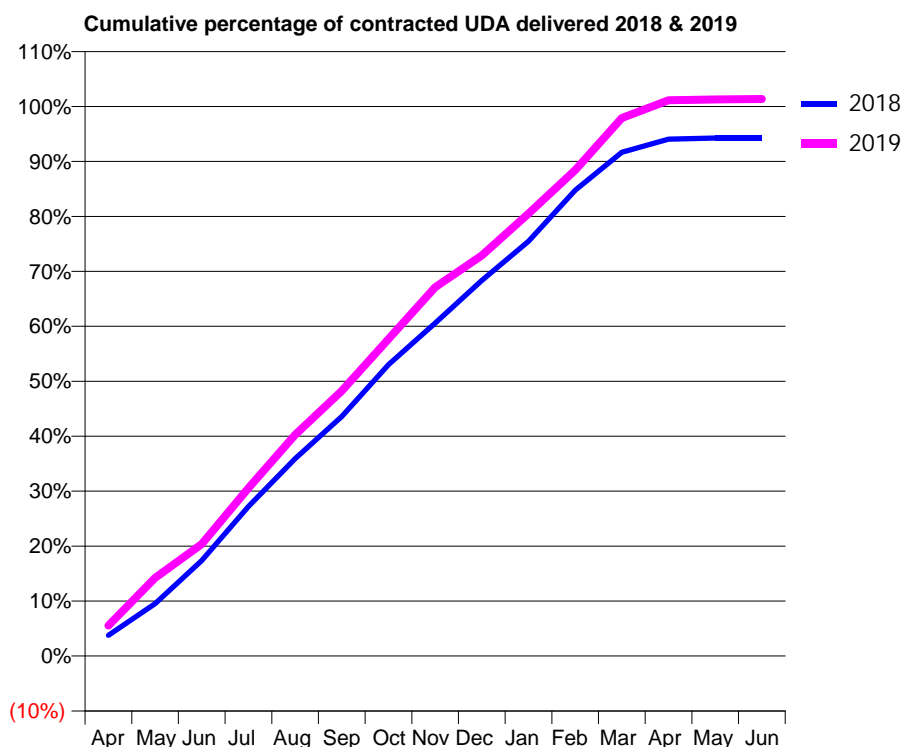
18/19 Contracted general activity (UDA)	15,000
Carry forward general activity (UDA)	0
18/19 Contracted orthodontic activity (UOA)	500
Carry forward orthodontic activity (UOA)	0
Baseline contract value	£412,179.20

ACCESS*

Patients seen in 24 months	Total	Change since previous quarter
Quarter ending March 2018	4,588	
Quarter ending June 2018	4,563	→
Quarter ending September 2018	4,573	→
Quarter ending December 2018	4,568	→
Quarter ending March 2019	4,560	→
Variance since March 2018	(0.6%)	→



ACTIVITY



Month	Adjusted Scheduled Activity (UDA)	
	2018	2019
April	568	833
May	1,432	2,135
June	2,605	3,055
July	4,081	4,584
August	5,388	6,042
September	6,536	7,234
October	7,951	8,651
November	9,087	10,067
December	10,250	10,934
January	11,321	12,075
February	12,714	13,262
March	13,752	14,687
April	14,107	15,171
May	14,141	15,192
June	14,141	15,203

QUALITY

	Quantity	Base Number	Contract	AT	Region	England
% of FP17s for the same patient ID Re-attending within 3 months - Children	130	1,446	9.0%	9.7%	11.3%	11.8%
% of FP17s for the same patient ID Re-attending within 3 months - Adults	658	4,938	13.3%	14.0%	15.4%	15.7%
% of FP17s for the same patient ID Re-attending between 3 & 9 months - Children	826	1,446	57.1%	61.7%	61.3%	58.9%
% of FP17s for the same patient ID Re-attending between 3 & 9 months - Adults	2,824	4,938	57.2%	52.7%	52.1%	50.8%
% of FP17s for Band 1 Urgent Courses	634	6,254	10.1%	9.8%	9.5%	9.1%
% of FP17s Relating to Free Repair or Replacements	45	6,254	0.7%	0.6%	0.6%	0.8%
% of FP17s Relating to Continuations	45	6,254	0.7%	0.9%	0.8%	0.9%
% of Patients satisfied with the dentistry they have received	1	1	N/A	92.2%	92.4%	92.5%
% of Patients satisfied with the time they had to wait for an appointment	1	1	N/A	85.9%	86.3%	87.0%

* This is based on patients treated on this contract for their most recent course of treatment.

Figures in italics indicate the base number of FP17s or Patient Questionnaire responses are less than 100. N/A is shown where the base number of responses is less than 10 during the period. % is calculated as Quantity/Base number*100

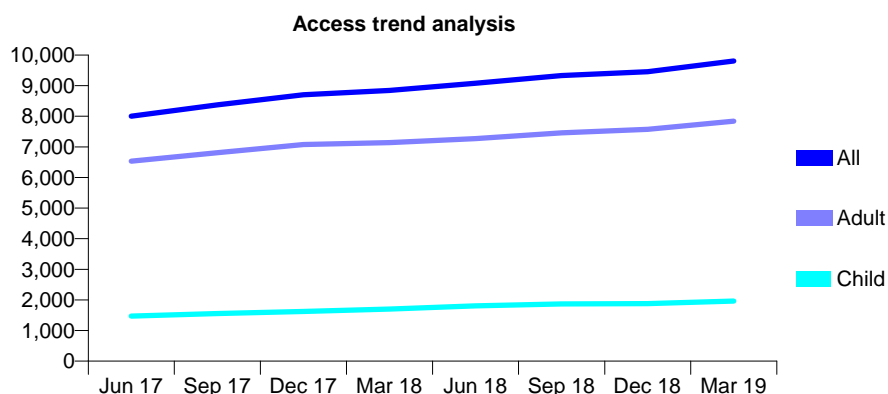
Q70 - Vital Signs At a Glance Contract Report for 169315/0001 - Year end March 2019

Name or company name	Parkway Dental Practice
Contract type name	GDS Contract
Purpose of contract	General
Contract start date	01/04/2011
Contract end date	

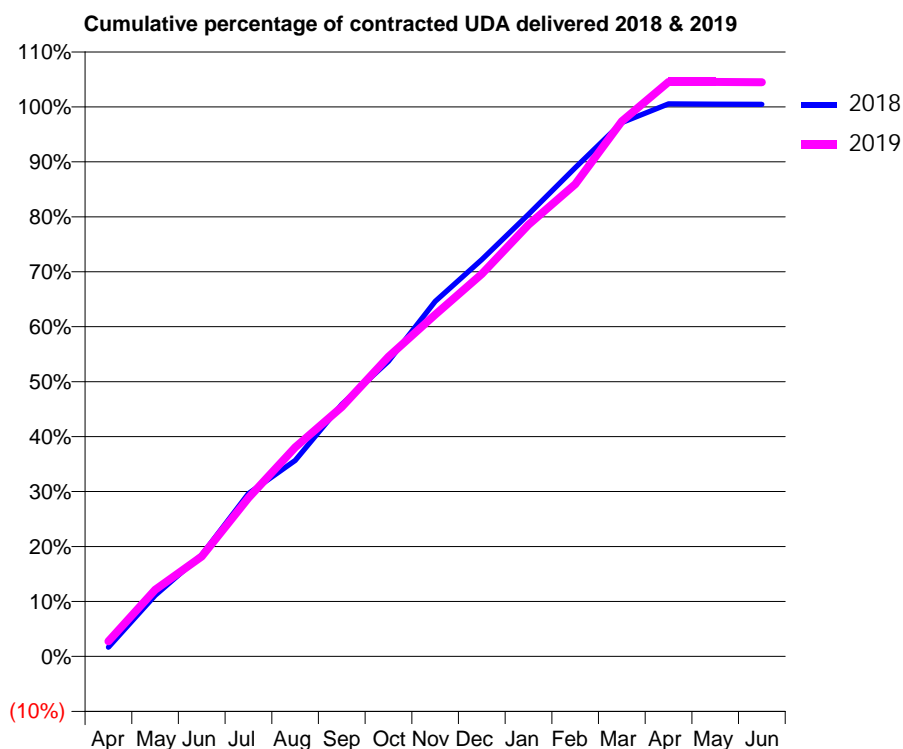
18/19 Contracted general activity (UDA)	24,444
Carry forward general activity (UDA)	0
18/19 Contracted orthodontic activity (UOA)	0
Carry forward orthodontic activity (UOA)	0
Baseline contract value	£628,035.50

ACCESS*

Patients seen in 24 months	Total	Change since previous quarter
Quarter ending March 2018	8,841	
Quarter ending June 2018	9,079	↑
Quarter ending September 2018	9,329	↑
Quarter ending December 2018	9,457	→
Quarter ending March 2019	9,804	↑
Variance since March 2018	10.9%	↑



ACTIVITY



Month	Adjusted Scheduled Activity (UDA)	
	2018	2019
April	412	674
May	2,714	2,969
June	4,518	4,443
July	7,247	7,051
August	8,717	9,304
September	11,207	11,097
October	13,129	13,329
November	15,792	15,202
December	17,650	17,012
January	19,669	19,203
February	21,735	21,002
March	23,743	23,804
April	24,577	25,552
May	24,560	25,550
June	24,557	25,540

QUALITY

	Quantity	Base Number	Contract	AT	Region	England
% of FP17s for the same patient ID Re-attending within 3 months - Children	163	3,004	5.4%	9.7%	11.3%	11.8%
% of FP17s for the same patient ID Re-attending within 3 months - Adults	890	9,588	9.3%	14.0%	15.4%	15.7%
% of FP17s for the same patient ID Re-attending between 3 & 9 months - Children	1,745	3,004	58.1%	61.7%	61.3%	58.9%
% of FP17s for the same patient ID Re-attending between 3 & 9 months - Adults	3,687	9,588	38.5%	52.7%	52.1%	50.8%
% of FP17s for Band 1 Urgent Courses	566	12,975	4.4%	9.8%	9.5%	9.1%
% of FP17s Relating to Free Repair or Replacements	15	12,975	0.1%	0.6%	0.6%	0.8%
% of FP17s Relating to Continuations	73	12,975	0.6%	0.9%	0.8%	0.9%
% of Patients satisfied with the dentistry they have received	3	4	N/A	92.2%	92.4%	92.5%
% of Patients satisfied with the time they had to wait for an appointment	2	4	N/A	85.9%	86.3%	87.0%

* This is based on patients treated on this contract for their most recent course of treatment.

Figures in italics indicate the base number of FP17s or Patient Questionnaire responses are less than 100. N/A is shown where the base number of responses is less than 10 during the period. % is calculated as Quantity/Base number*100

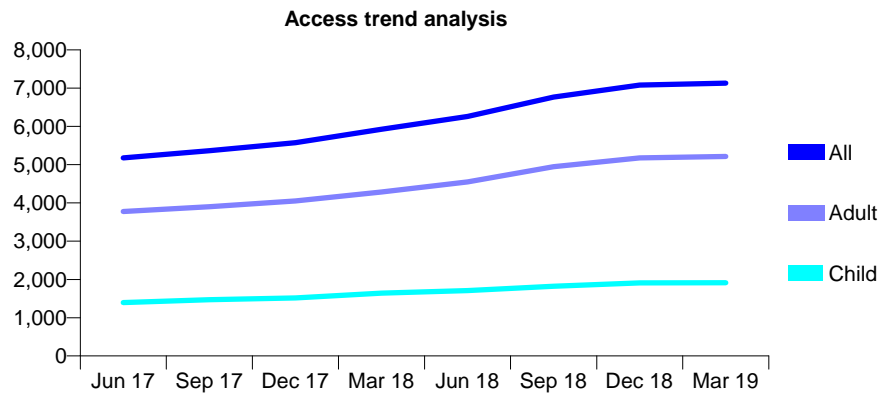
Q70 - Vital Signs At a Glance Contract Report for 170046/0001 - Year end March 2019

Name or company name	Mr T Darling
Contract type name	GDS Contract
Purpose of contract	General and Orthodontic
Contract start date	01/12/2012
Contract end date	

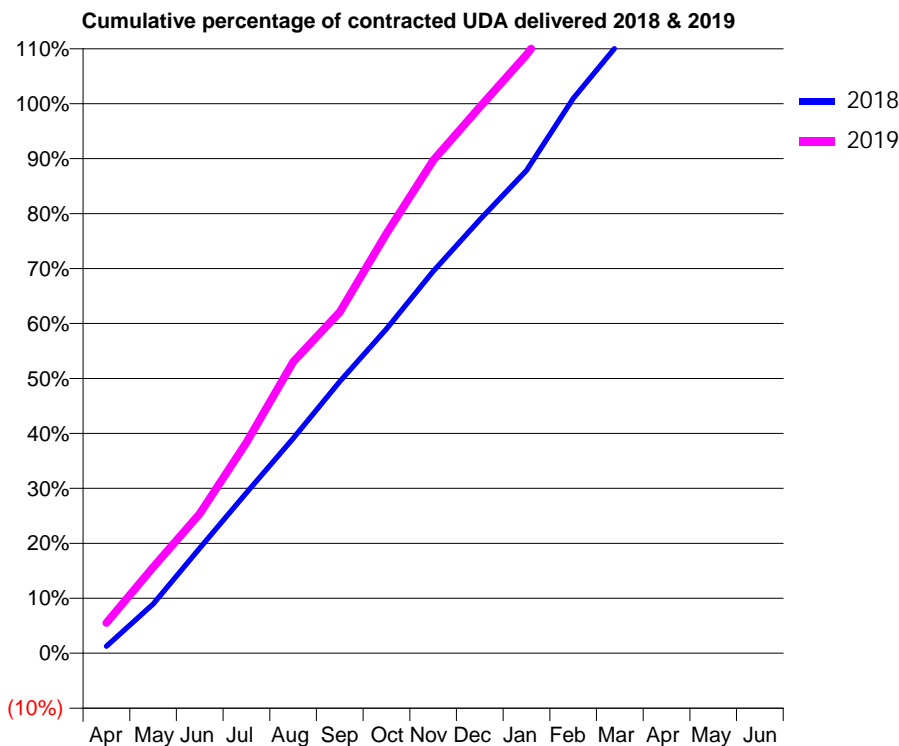
18/19 Contracted general activity (UDA)	13,766
Carry forward general activity (UDA)	0
18/19 Contracted orthodontic activity (UOA)	221
Carry forward orthodontic activity (UOA)	0
Baseline contract value	£395,919.83

ACCESS*

Patients seen in 24 months	Total	Change since previous quarter
Quarter ending March 2018	5,925	
Quarter ending June 2018	6,259	↑
Quarter ending September 2018	6,767	↑
Quarter ending December 2018	7,081	↑
Quarter ending March 2019	7,129	→
Variance since March 2018	20.3%	↑



ACTIVITY



Month	Adjusted Scheduled Activity (UDA)	
	2018	2019
April	174	760
May	1,236	2,156
June	2,629	3,497
July	4,019	5,276
August	5,385	7,296
September	6,808	8,543
October	8,123	10,516
November	9,565	12,346
December	10,858	13,682
January	12,093	14,992
February	13,898	16,493
March	15,308	18,177
April	15,945	18,793
May	16,026	18,811
June	16,045	18,812

QUALITY

	Quantity	Base Number	Contract	AT	Region	England
% of FP17s for the same patient ID Re-attending within 3 months - Children	174	2,738	6.4%	9.7%	11.3%	11.8%
% of FP17s for the same patient ID Re-attending within 3 months - Adults	864	6,809	12.7%	14.0%	15.4%	15.7%
% of FP17s for the same patient ID Re-attending between 3 & 9 months - Children	1,370	2,738	50.0%	61.7%	61.3%	58.9%
% of FP17s for the same patient ID Re-attending between 3 & 9 months - Adults	2,903	6,809	42.6%	52.7%	52.1%	50.8%
% of FP17s for Band 1 Urgent Courses	675	9,480	7.1%	9.8%	9.5%	9.1%
% of FP17s Relating to Free Repair or Replacements	2	9,480	0.0%	0.6%	0.6%	0.8%
% of FP17s Relating to Continuations	153	9,480	1.6%	0.9%	0.8%	0.9%
% of Patients satisfied with the dentistry they have received	0	0	N/A	92.2%	92.4%	92.5%
% of Patients satisfied with the time they had to wait for an appointment	0	0	N/A	85.9%	86.3%	87.0%

* This is based on patients treated on this contract for their most recent course of treatment. Figures in italics indicate the base number of FP17s or Patient Questionnaire responses are less than 100. N/A is shown where the base number of responses is less than 10 during the period. % is calculated as Quantity/Base number*100

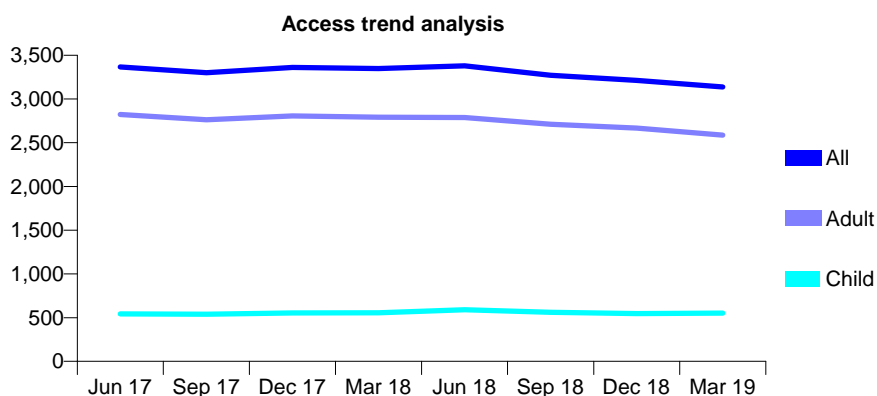
Q70 - Vital Signs At a Glance Contract Report for 170127/0001 - Year end March 2019

Name or company name	The Erfans
Contract type name	GDS Contract
Purpose of contract	General
Contract start date	16/04/2012
Contract end date	

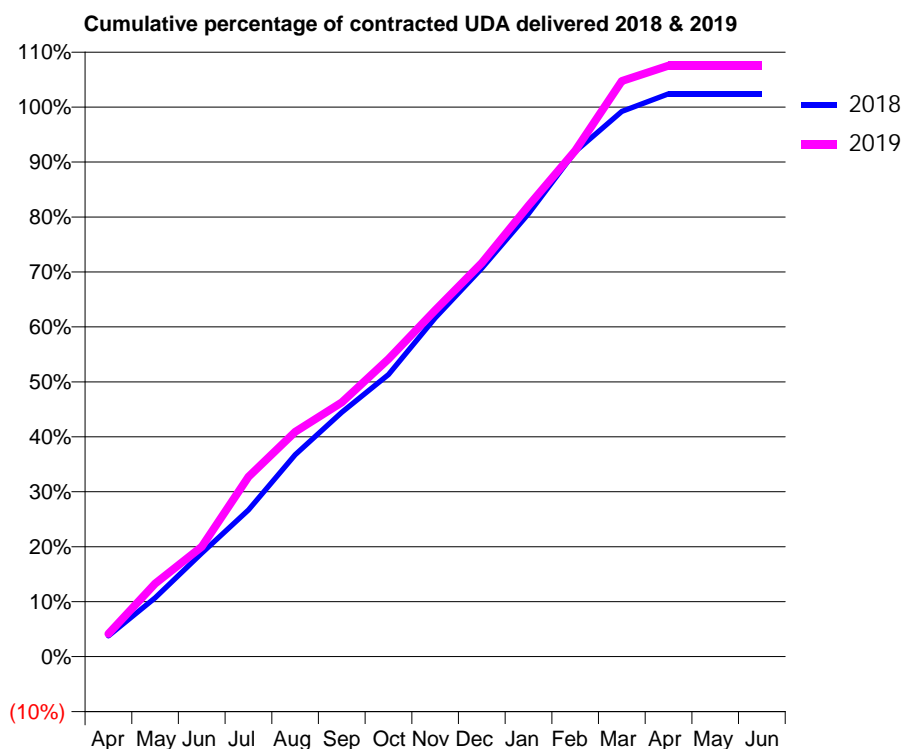
18/19 Contracted general activity (UDA)	9,107
Carry forward general activity (UDA)	0
18/19 Contracted orthodontic activity (UOA)	0
Carry forward orthodontic activity (UOA)	0
Baseline contract value	£230,329.27

ACCESS*

Patients seen in 24 months	Total	Change since previous quarter
Quarter ending March 2018	3,348	
Quarter ending June 2018	3,379	→
Quarter ending September 2018	3,272	↓
Quarter ending December 2018	3,213	↓
Quarter ending March 2019	3,138	↓
Variance since March 2018	(6.3%)	↓



ACTIVITY



Month	Adjusted Scheduled Activity (UDA)	
	2018	2019
April	343	379
May	977	1,209
June	1,714	1,823
July	2,430	2,979
August	3,347	3,725
September	4,047	4,213
October	4,674	4,933
November	5,615	5,740
December	6,436	6,523
January	7,340	7,472
February	8,368	8,387
March	9,036	9,540
April	9,326	9,793
May	9,326	9,793
June	9,325	9,793

QUALITY

	Quantity	Base Number	Contract	AT	Region	England
% of FP17s for the same patient ID Re-attending within 3 months - Children	23	714	3.2%	9.7%	11.3%	11.8%
% of FP17s for the same patient ID Re-attending within 3 months - Adults	393	3,729	10.5%	14.0%	15.4%	15.7%
% of FP17s for the same patient ID Re-attending between 3 & 9 months - Children	393	714	55.0%	61.7%	61.3%	58.9%
% of FP17s for the same patient ID Re-attending between 3 & 9 months - Adults	2,385	3,729	64.0%	52.7%	52.1%	50.8%
% of FP17s for Band 1 Urgent Courses	227	4,424	5.1%	9.8%	9.5%	9.1%
% of FP17s Relating to Free Repair or Replacements	27	4,424	0.6%	0.6%	0.6%	0.8%
% of FP17s Relating to Continuations	72	4,424	1.6%	0.9%	0.8%	0.9%
% of Patients satisfied with the dentistry they have received	4	6	N/A	92.2%	92.4%	92.5%
% of Patients satisfied with the time they had to wait for an appointment	3	6	N/A	85.9%	86.3%	87.0%

* This is based on patients treated on this contract for their most recent course of treatment. Figures in italics indicate the base number of FP17s or Patient Questionnaire responses are less than 100. N/A is shown where the base number of responses is less than 10 during the period. % is calculated as Quantity/Base number*100

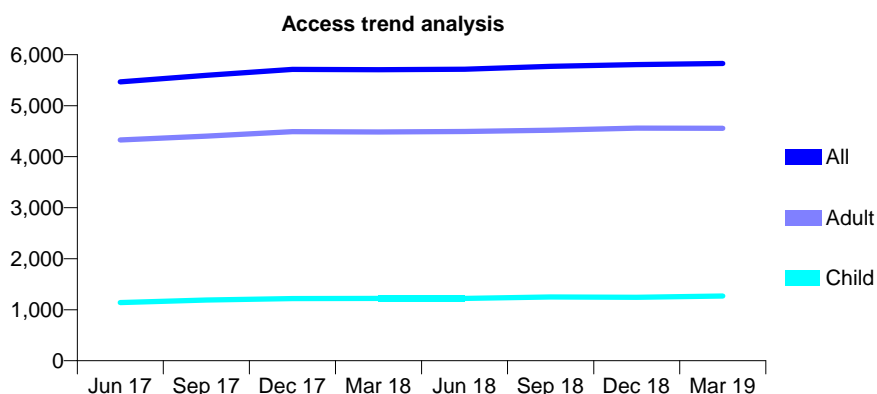
Q70 - Vital Signs At a Glance Contract Report for 170542/0001 - Year end March 2019

Name or company name	Mr A Ebodi Deljoujin
Contract type name	GDS Contract
Purpose of contract	General
Contract start date	01/10/2010
Contract end date	

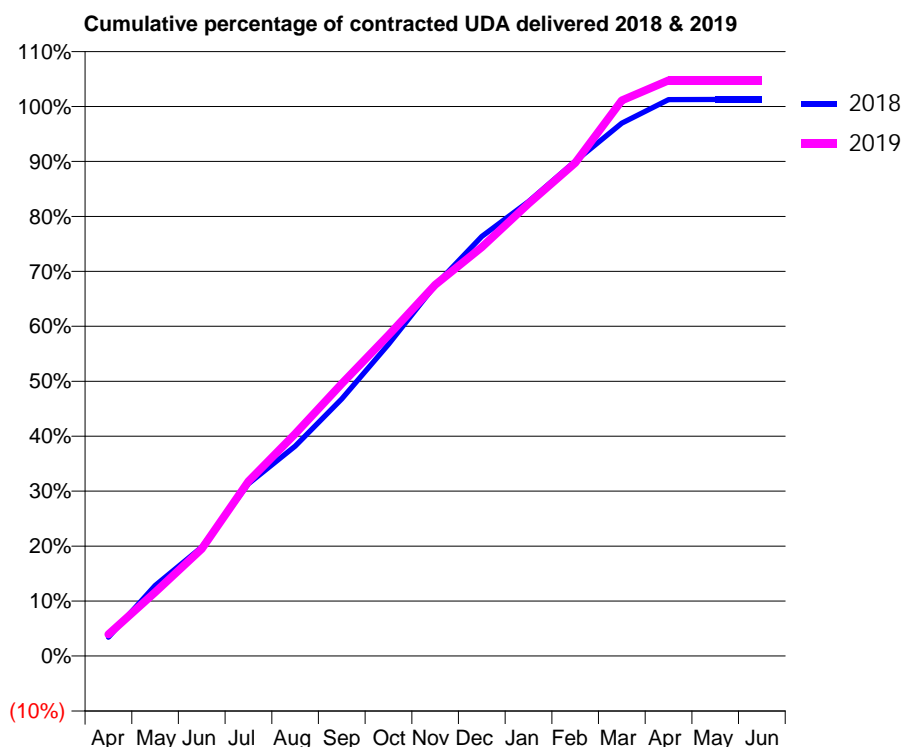
18/19 Contracted general activity (UDA)	17,076
Carry forward general activity (UDA)	0
18/19 Contracted orthodontic activity (UOA)	0
Carry forward orthodontic activity (UOA)	0
Baseline contract value	£417,057.98

ACCESS*

Patients seen in 24 months	Total	Change since previous quarter
Quarter ending March 2018	5,706	
Quarter ending June 2018	5,714	→
Quarter ending September 2018	5,770	→
Quarter ending December 2018	5,804	→
Quarter ending March 2019	5,829	→
Variance since March 2018	2.2%	↑



ACTIVITY



Month	Adjusted Scheduled Activity (UDA)	
	2018	2019
April	587	674
May	2,191	1,985
June	3,382	3,331
July	5,355	5,432
August	6,521	6,905
September	7,989	8,465
October	9,685	9,966
November	11,518	11,535
December	13,033	12,703
January	14,122	14,053
February	15,377	15,322
March	16,558	17,266
April	17,292	17,882
May	17,294	17,882
June	17,294	17,882

QUALITY

	Quantity	Base Number	Contract	AT	Region	England
% of FP17s for the same patient ID Re-attending within 3 months - Children	134	1,994	6.7%	9.7%	11.3%	11.8%
% of FP17s for the same patient ID Re-attending within 3 months - Adults	922	7,160	12.9%	14.0%	15.4%	15.7%
% of FP17s for the same patient ID Re-attending between 3 & 9 months - Children	1,282	1,994	64.3%	61.7%	61.3%	58.9%
% of FP17s for the same patient ID Re-attending between 3 & 9 months - Adults	4,731	7,160	66.1%	52.7%	52.1%	50.8%
% of FP17s for Band 1 Urgent Courses	669	9,161	7.3%	9.8%	9.5%	9.1%
% of FP17s Relating to Free Repair or Replacements	18	9,161	0.2%	0.6%	0.6%	0.8%
% of FP17s Relating to Continuations	109	9,161	1.2%	0.9%	0.8%	0.9%
% of Patients satisfied with the dentistry they have received	0	0	N/A	92.2%	92.4%	92.5%
% of Patients satisfied with the time they had to wait for an appointment	0	0	N/A	85.9%	86.3%	87.0%

* This is based on patients treated on this contract for their most recent course of treatment. Figures in italics indicate the base number of FP17s or Patient Questionnaire responses are less than 100. N/A is shown where the base number of responses is less than 10 during the period. % is calculated as Quantity/Base number*100

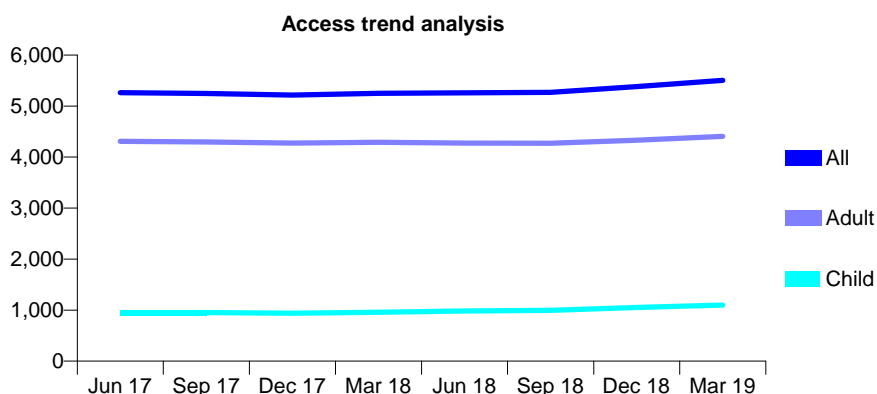
Q70 - Vital Signs At a Glance Contract Report for 170747/0001 - Year end March 2019

Name or company name	Miss P Kotecha
Contract type name	GDS Contract
Purpose of contract	General and Orthodontic
Contract start date	01/12/2013
Contract end date	

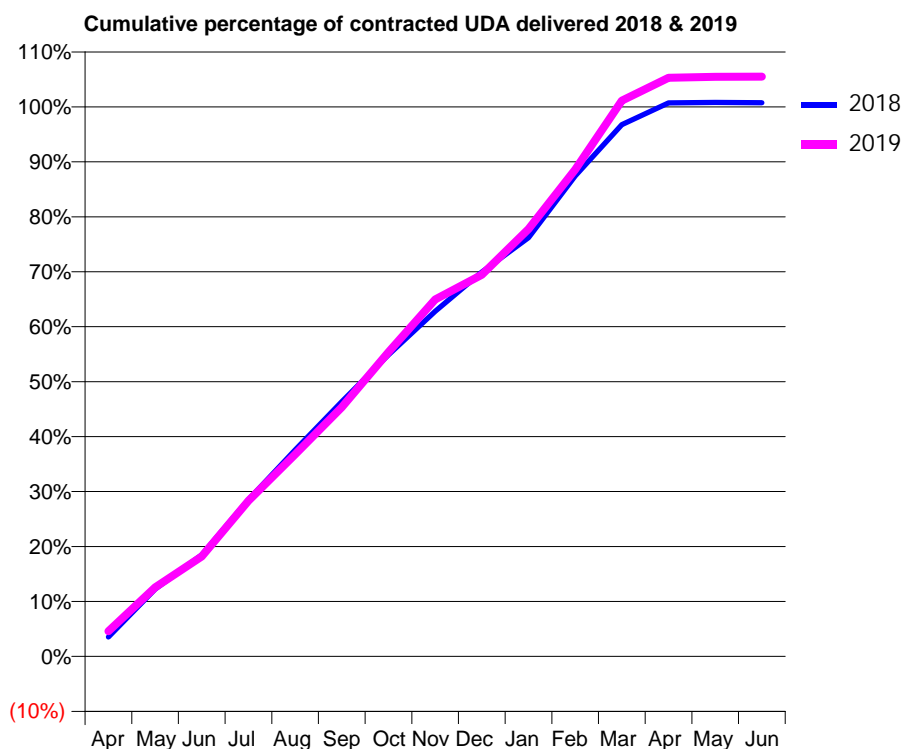
18/19 Contracted general activity (UDA)	16,248
Carry forward general activity (UDA)	0
18/19 Contracted orthodontic activity (UOA)	2,423
Carry forward orthodontic activity (UOA)	0
Baseline contract value	£596,100.47

ACCESS*

Patients seen in 24 months	Total	Change since previous quarter
Quarter ending March 2018	5,250	
Quarter ending June 2018	5,260	→
Quarter ending September 2018	5,268	→
Quarter ending December 2018	5,383	↑
Quarter ending March 2019	5,505	↑
Variance since March 2018	4.9%	↑



ACTIVITY



Month	Adjusted Scheduled Activity (UDA)	
	2018	2019
April	578	746
May	1,988	2,042
June	3,003	2,957
July	4,636	4,604
August	6,104	5,975
September	7,529	7,362
October	8,918	8,996
November	10,208	10,551
December	11,364	11,283
January	12,381	12,635
February	14,207	14,399
March	15,722	16,431
April	16,365	17,107
May	16,376	17,135
June	16,369	17,140

QUALITY

	Quantity	Base Number	Contract	AT	Region	England
% of FP17s for the same patient ID Re-attending within 3 months - Children	90	1,799	5.0%	9.7%	11.3%	11.8%
% of FP17s for the same patient ID Re-attending within 3 months - Adults	449	6,489	6.9%	14.0%	15.4%	15.7%
% of FP17s for the same patient ID Re-attending between 3 & 9 months - Children	934	1,799	51.9%	61.7%	61.3%	58.9%
% of FP17s for the same patient ID Re-attending between 3 & 9 months - Adults	4,199	6,489	64.7%	52.7%	52.1%	50.8%
% of FP17s for Band 1 Urgent Courses	217	8,055	2.7%	9.8%	9.5%	9.1%
% of FP17s Relating to Free Repair or Replacements	60	8,055	0.7%	0.6%	0.6%	0.8%
% of FP17s Relating to Continuations	19	8,055	0.2%	0.9%	0.8%	0.9%
% of Patients satisfied with the dentistry they have received	4	4	N/A	92.2%	92.4%	92.5%
% of Patients satisfied with the time they had to wait for an appointment	4	4	N/A	85.9%	86.3%	87.0%

* This is based on patients treated on this contract for their most recent course of treatment. Figures in italics indicate the base number of FP17s or Patient Questionnaire responses are less than 100. N/A is shown where the base number of responses is less than 10 during the period. % is calculated as Quantity/Base number*100

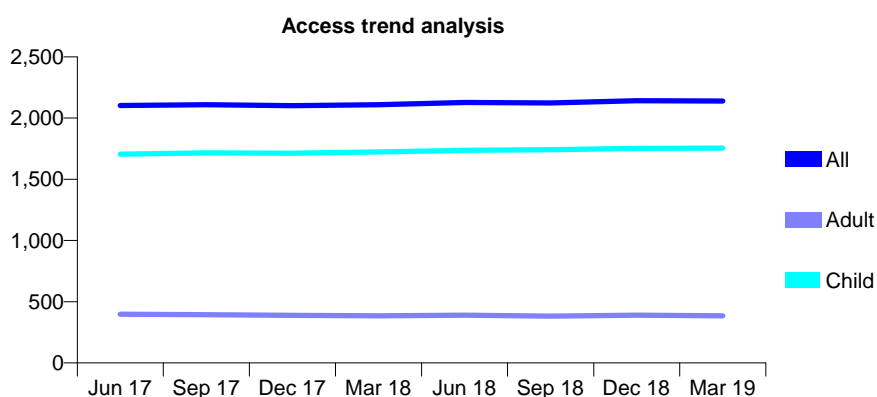
Q70 - Vital Signs At a Glance Contract Report for 171921/0001 - Year end March 2019

Name or company name	Beauchamp House Dental Surgery
Contract type name	GDS Contract
Purpose of contract	General
Contract start date	01/04/2009
Contract end date	

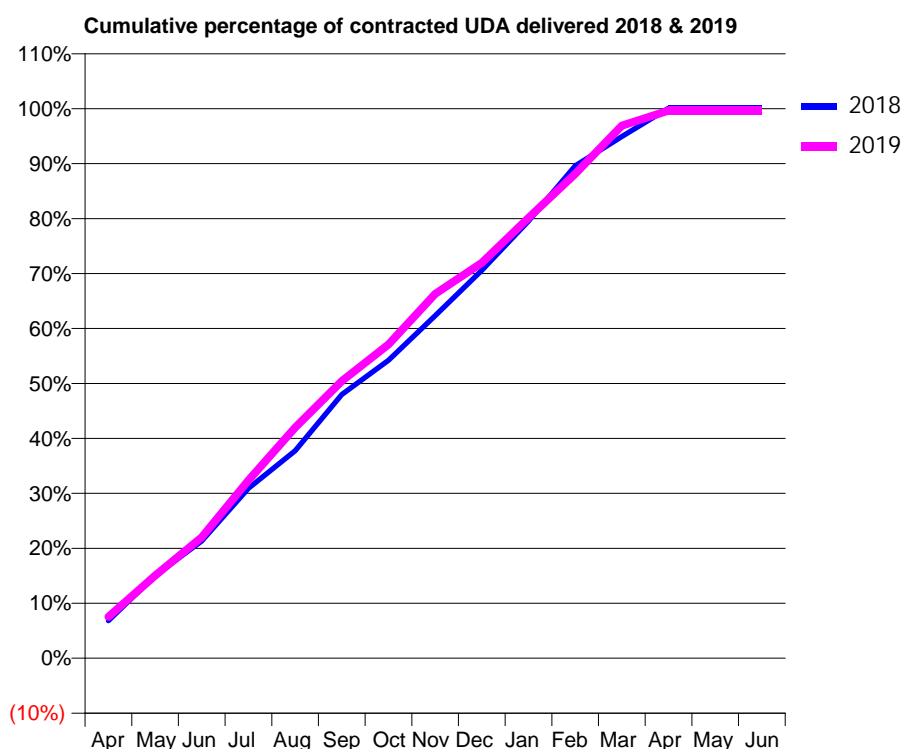
18/19 Contracted general activity (UDA)	5,000
Carry forward general activity (UDA)	0
18/19 Contracted orthodontic activity (UOA)	0
Carry forward orthodontic activity (UOA)	0
Baseline contract value	£157,573.63

ACCESS*

Patients seen in 24 months	Total	Change since previous quarter
Quarter ending March 2018	2,109	
Quarter ending June 2018	2,127	→
Quarter ending September 2018	2,124	→
Quarter ending December 2018	2,142	→
Quarter ending March 2019	2,139	→
Variance since March 2018	1.4%	→



ACTIVITY



Month	Adjusted Scheduled Activity (UDA)	
	2018	2019
April	342	377
May	753	751
June	1,067	1,100
July	1,547	1,619
August	1,888	2,100
September	2,399	2,522
October	2,712	2,855
November	3,117	3,315
December	3,529	3,597
January	3,978	4,006
February	4,481	4,406
March	4,746	4,846
April	5,004	4,983
May	5,004	4,983
June	5,004	4,983

QUALITY

	Quantity	Base Number	Contract	AT	Region	England
% of FP17s for the same patient ID Re-attending within 3 months - Children	256	3,126	8.2%	9.7%	11.3%	11.8%
% of FP17s for the same patient ID Re-attending within 3 months - Adults	62	329	18.8%	14.0%	15.4%	15.7%
% of FP17s for the same patient ID Re-attending between 3 & 9 months - Children	2,129	3,126	68.1%	61.7%	61.3%	58.9%
% of FP17s for the same patient ID Re-attending between 3 & 9 months - Adults	195	329	59.3%	52.7%	52.1%	50.8%
% of FP17s for Band 1 Urgent Courses	166	3,398	4.9%	9.8%	9.5%	9.1%
% of FP17s Relating to Free Repair or Replacements	0	3,398	0.0%	0.6%	0.6%	0.8%
% of FP17s Relating to Continuations	1	3,398	0.0%	0.9%	0.8%	0.9%
% of Patients satisfied with the dentistry they have received	1	1	N/A	92.2%	92.4%	92.5%
% of Patients satisfied with the time they had to wait for an appointment	1	1	N/A	85.9%	86.3%	87.0%

* This is based on patients treated on this contract for their most recent course of treatment.

Figures in italics indicate the base number of FP17s or Patient Questionnaire responses are less than 100. N/A is shown where the base number of responses is less than 10 during the period. % is calculated as Quantity/Base number*100

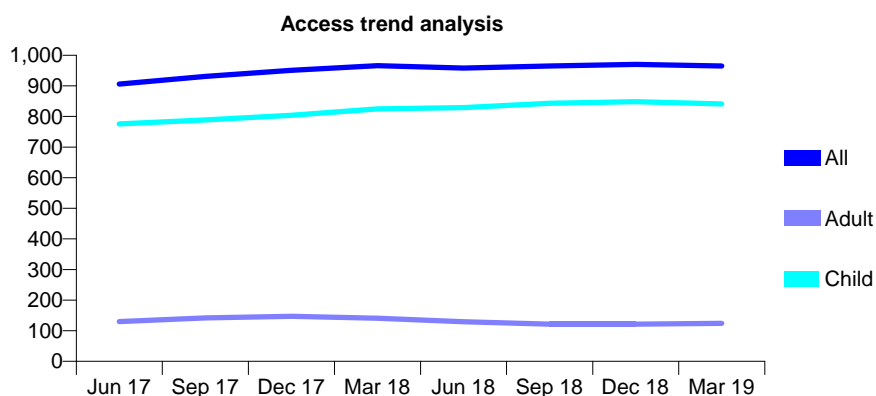
Q70 - Vital Signs At a Glance Contract Report for 173363/0001 - Year end March 2019

Name or company name	MLL Portchester
Contract type name	GDS Contract
Purpose of contract	General
Contract start date	01/10/2009
Contract end date	

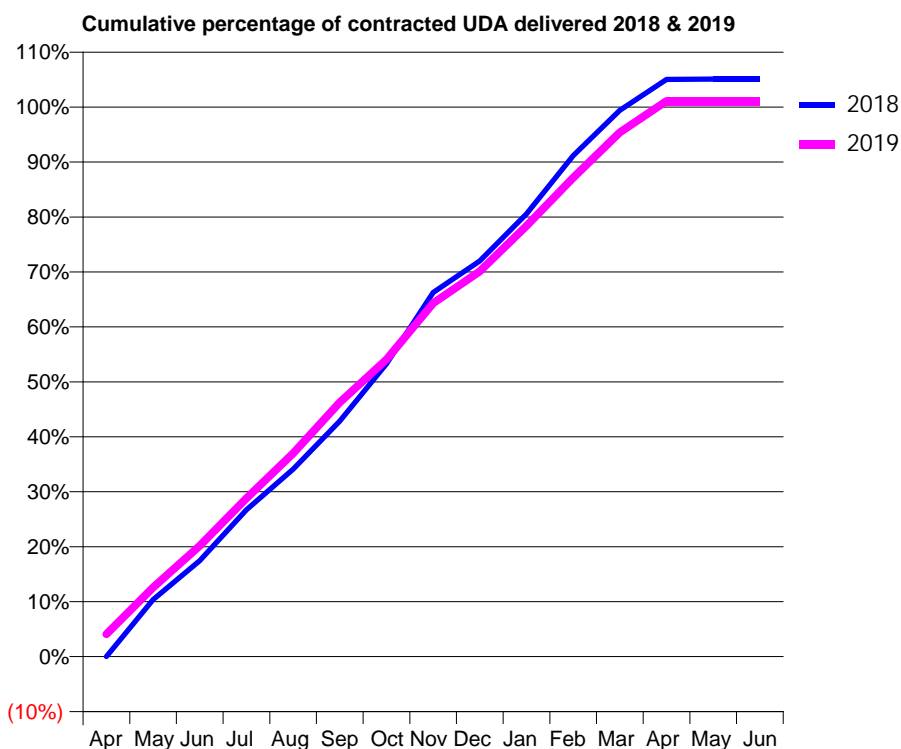
18/19 Contracted general activity (UDA)	1,430
Carry forward general activity (UDA)	0
18/19 Contracted orthodontic activity (UOA)	0
Carry forward orthodontic activity (UOA)	0
Baseline contract value	£37,261.56

ACCESS*

Patients seen in 24 months	Total	Change since previous quarter
Quarter ending March 2018	966	
Quarter ending June 2018	958	→
Quarter ending September 2018	965	→
Quarter ending December 2018	970	→
Quarter ending March 2019	965	→
Variance since March 2018	(0.1%)	→



ACTIVITY



Month	Adjusted Scheduled Activity (UDA)	
	2018	2019
April	0	58
May	149	180
June	250	289
July	382	412
August	488	529
September	613	662
October	762	773
November	947	920
December	1,030	1,003
January	1,152	1,121
February	1,304	1,246
March	1,421	1,364
April	1,502	1,446
May	1,503	1,446
June	1,503	1,446

QUALITY

	Quantity	Base Number	Contract	AT	Region	England
% of FP17s for the same patient ID Re-attending within 3 months - Children	39	977	4.0%	9.7%	11.3%	11.8%
% of FP17s for the same patient ID Re-attending within 3 months - Adults	1	56	1.8%	14.0%	15.4%	15.7%
% of FP17s for the same patient ID Re-attending between 3 & 9 months - Children	502	977	51.4%	61.7%	61.3%	58.9%
% of FP17s for the same patient ID Re-attending between 3 & 9 months - Adults	19	56	33.9%	52.7%	52.1%	50.8%
% of FP17s for Band 1 Urgent Courses	40	1,030	3.9%	9.8%	9.5%	9.1%
% of FP17s Relating to Free Repair or Replacements	0	1,030	0.0%	0.6%	0.6%	0.8%
% of FP17s Relating to Continuations	0	1,030	0.0%	0.9%	0.8%	0.9%
% of Patients satisfied with the dentistry they have received	1	1	N/A	92.2%	92.4%	92.5%
% of Patients satisfied with the time they had to wait for an appointment	1	1	N/A	85.9%	86.3%	87.0%

* This is based on patients treated on this contract for their most recent course of treatment. Figures in italics indicate the base number of FP17s or Patient Questionnaire responses are less than 100. N/A is shown where the base number of responses is less than 10 during the period. % is calculated as Quantity/Base number*100

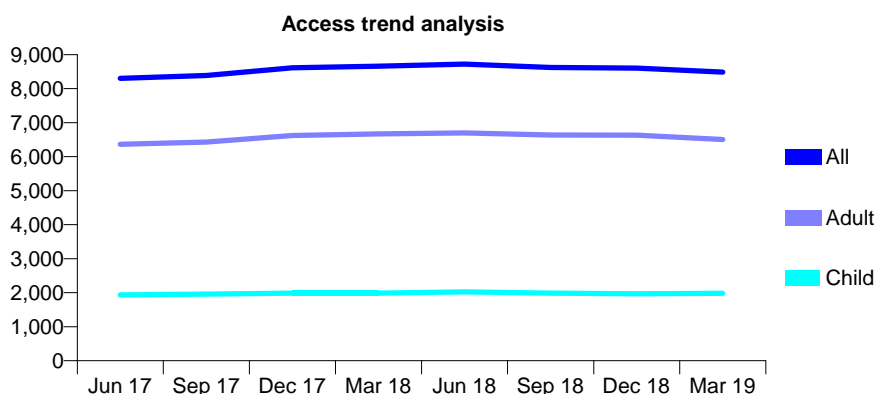
Q70 - Vital Signs At a Glance Contract Report for 175226/0001 - Year end March 2019

Name or company name	S Cowley, R Ingham and J Angelo
Contract type name	GDS Contract
Purpose of contract	General
Contract start date	01/04/2009
Contract end date	

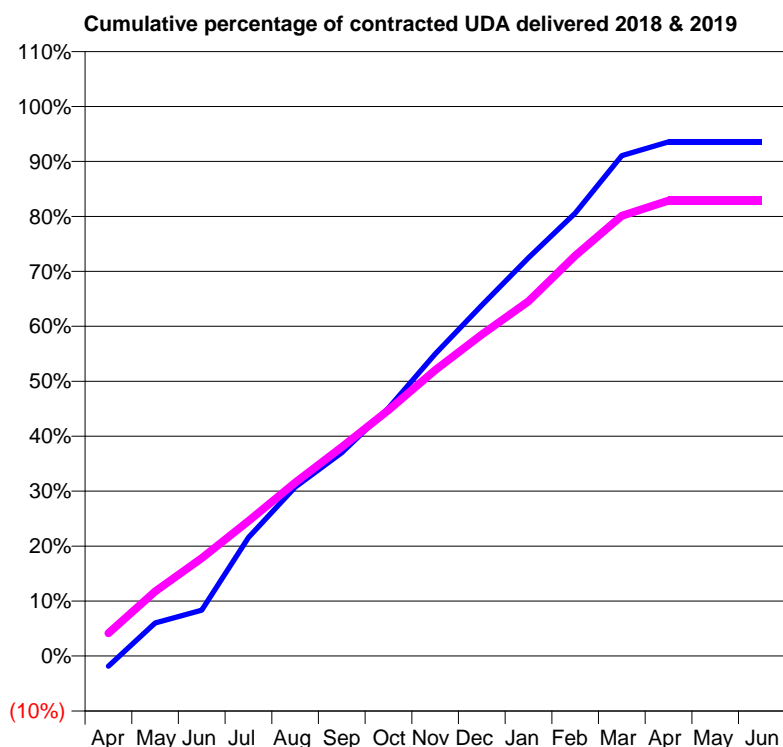
18/19 Contracted general activity (UDA)	26,029
Carry forward general activity (UDA)	0
18/19 Contracted orthodontic activity (UOA)	0
Carry forward orthodontic activity (UOA)	0
Baseline contract value	£784,533.13

ACCESS*

Patients seen in 24 months	Total	Change since previous quarter
Quarter ending March 2018	8,661	
Quarter ending June 2018	8,725	→
Quarter ending September 2018	8,624	↓
Quarter ending December 2018	8,604	→
Quarter ending March 2019	8,488	↓
Variance since March 2018	(2.0%)	↓



ACTIVITY



Month	Adjusted Scheduled Activity (UDA)	
	2018	2019
April	-452	1,084
May	1,449	3,059
June	2,008	4,632
July	5,184	6,394
August	7,384	8,216
September	8,889	9,892
October	10,844	11,648
November	13,212	13,544
December	15,330	15,224
January	17,416	16,799
February	19,368	18,960
March	21,883	20,848
April	22,483	21,566
May	22,483	21,565
June	22,483	21,565

QUALITY

	Quantity	Base Number	Contract	AT	Region	England
% of FP17s for the same patient ID Re-attending within 3 months - Children	151	2,787	5.4%	9.7%	11.3%	11.8%
% of FP17s for the same patient ID Re-attending within 3 months - Adults	1,487	9,059	16.4%	14.0%	15.4%	15.7%
% of FP17s for the same patient ID Re-attending between 3 & 9 months - Children	1,696	2,787	60.9%	61.7%	61.3%	58.9%
% of FP17s for the same patient ID Re-attending between 3 & 9 months - Adults	4,607	9,059	50.9%	52.7%	52.1%	50.8%
% of FP17s for Band 1 Urgent Courses	1,181	11,956	9.9%	9.8%	9.5%	9.1%
% of FP17s Relating to Free Repair or Replacements	101	11,956	0.8%	0.6%	0.6%	0.8%
% of FP17s Relating to Continuations	262	11,956	2.2%	0.9%	0.8%	0.9%
% of Patients satisfied with the dentistry they have received	2	2	N/A	92.2%	92.4%	92.5%
% of Patients satisfied with the time they had to wait for an appointment	2	2	N/A	85.9%	86.3%	87.0%

* This is based on patients treated on this contract for their most recent course of treatment. Figures in italics indicate the base number of FP17s or Patient Questionnaire responses are less than 100. N/A is shown where the base number of responses is less than 10 during the period. % is calculated as Quantity/Base number*100

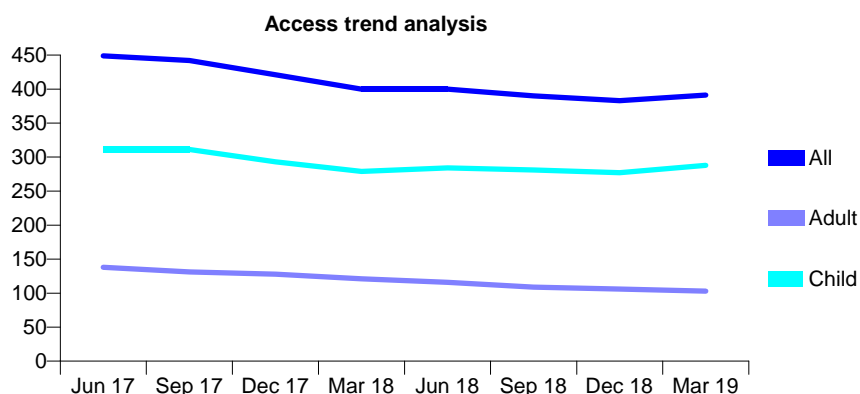
Q70 - Vital Signs At a Glance Contract Report for 177148/0001 - Year end March 2019

Name or company name	Miss S K Dau
Contract type name	GDS Contract
Purpose of contract	General
Contract start date	01/02/2014
Contract end date	

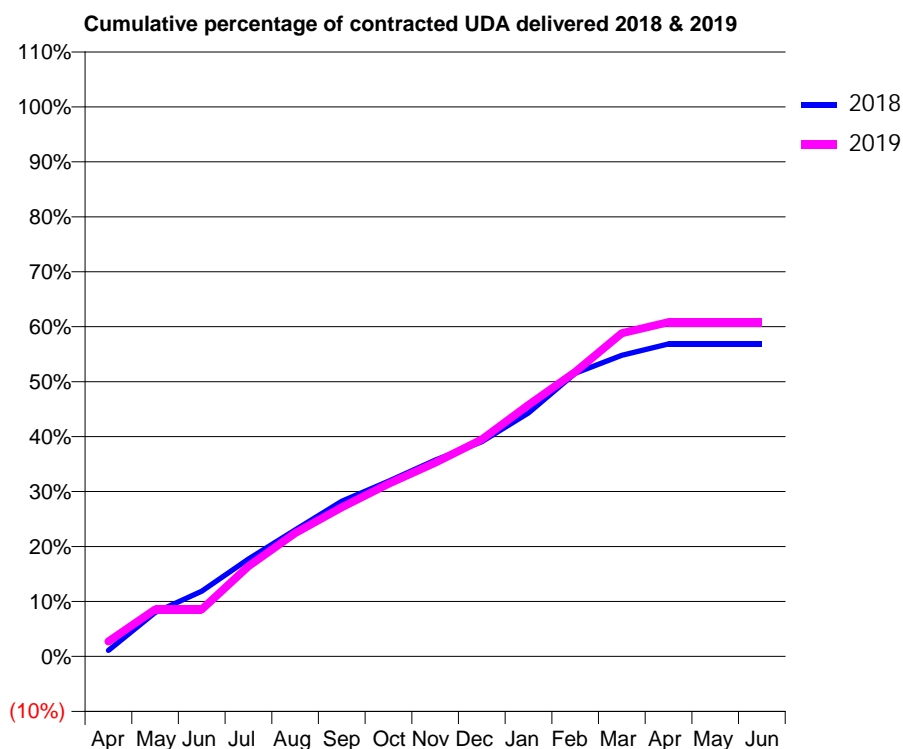
18/19 Contracted general activity (UDA)	1,500
Carry forward general activity (UDA)	0
18/19 Contracted orthodontic activity (UOA)	0
Carry forward orthodontic activity (UOA)	0
Baseline contract value	£36,268.18

ACCESS*

Patients seen in 24 months	Total	Change since previous quarter
Quarter ending March 2018	400	
Quarter ending June 2018	400	→
Quarter ending September 2018	390	↓
Quarter ending December 2018	383	↓
Quarter ending March 2019	391	↑
Variance since March 2018	(2.3%)	↓



ACTIVITY



Month	Adjusted Scheduled Activity (UDA)	
	2018	2019
April	17	41
May	120	128
June	178	128
July	266	246
August	345	337
September	424	407
October	478	471
November	536	529
December	586	592
January	665	687
February	773	777
March	822	882
April	853	912
May	853	912
June	853	912

QUALITY

	Quantity	Base Number	Contract	AT	Region	England
% of FP17s for the same patient ID Re-attending within 3 months - Children	31	507	6.1%	9.7%	11.3%	11.8%
% of FP17s for the same patient ID Re-attending within 3 months - Adults	6	116	5.2%	14.0%	15.4%	15.7%
% of FP17s for the same patient ID Re-attending between 3 & 9 months - Children	342	507	67.5%	61.7%	61.3%	58.9%
% of FP17s for the same patient ID Re-attending between 3 & 9 months - Adults	83	116	71.6%	52.7%	52.1%	50.8%
% of FP17s for Band 1 Urgent Courses	32	636	5.0%	9.8%	9.5%	9.1%
% of FP17s Relating to Free Repair or Replacements	0	636	0.0%	0.6%	0.6%	0.8%
% of FP17s Relating to Continuations	0	636	0.0%	0.9%	0.8%	0.9%
% of Patients satisfied with the dentistry they have received	0	0	N/A	92.2%	92.4%	92.5%
% of Patients satisfied with the time they had to wait for an appointment	0	0	N/A	85.9%	86.3%	87.0%

* This is based on patients treated on this contract for their most recent course of treatment. Figures in italics indicate the base number of FP17s or Patient Questionnaire responses are less than 100. N/A is shown where the base number of responses is less than 10 during the period. % is calculated as Quantity/Base number*100

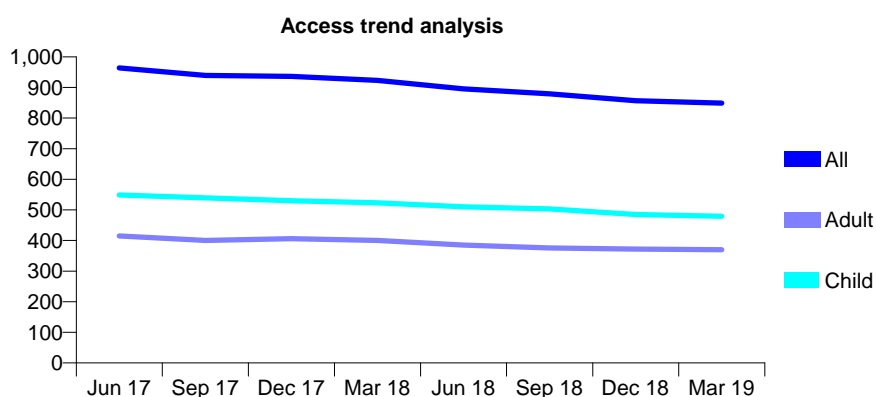
Q70 - Vital Signs At a Glance Contract Report for 177571/0001 - Year end March 2019

Name or company name	Mr M Dellafera
Contract type name	GDS Contract
Purpose of contract	General
Contract start date	01/07/2008
Contract end date	

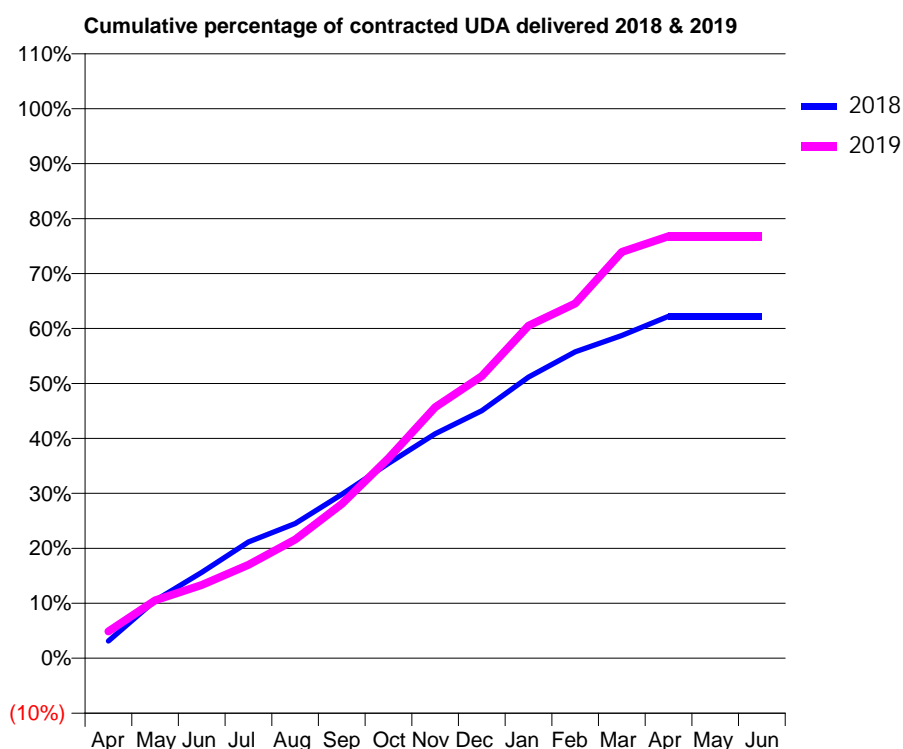
18/19 Contracted general activity (UDA)	1,950
Carry forward general activity (UDA)	0
18/19 Contracted orthodontic activity (UOA)	0
Carry forward orthodontic activity (UOA)	0
Baseline contract value	£45,075.76

ACCESS*

Patients seen in 24 months	Total	Change since previous quarter
Quarter ending March 2018	923	
Quarter ending June 2018	895	↓
Quarter ending September 2018	879	↓
Quarter ending December 2018	857	↓
Quarter ending March 2019	849	→
Variance since March 2018	(8.0%)	↓



ACTIVITY



Month	2018	2019
April	82	95
May	273	206
June	406	260
July	550	332
August	637	421
September	775	547
October	922	710
November	1,062	891
December	1,171	1,001
January	1,330	1,180
February	1,450	1,259
March	1,527	1,441
April	1,618	1,497
May	1,618	1,497
June	1,618	1,497

QUALITY

	Quantity	Base Number	Contract	AT	Region	England
% of FP17s for the same patient ID Re-attending within 3 months - Children	43	751	5.7%	9.7%	11.3%	11.8%
% of FP17s for the same patient ID Re-attending within 3 months - Adults	52	419	12.4%	14.0%	15.4%	15.7%
% of FP17s for the same patient ID Re-attending between 3 & 9 months - Children	464	751	61.8%	61.7%	61.3%	58.9%
% of FP17s for the same patient ID Re-attending between 3 & 9 months - Adults	239	419	57.0%	52.7%	52.1%	50.8%
% of FP17s for Band 1 Urgent Courses	53	1,154	4.6%	9.8%	9.5%	9.1%
% of FP17s Relating to Free Repair or Replacements	0	1,154	0.0%	0.6%	0.6%	0.8%
% of FP17s Relating to Continuations	14	1,154	1.2%	0.9%	0.8%	0.9%
% of Patients satisfied with the dentistry they have received	0	0	N/A	92.2%	92.4%	92.5%
% of Patients satisfied with the time they had to wait for an appointment	0	0	N/A	85.9%	86.3%	87.0%

* This is based on patients treated on this contract for their most recent course of treatment.

Figures in italics indicate the base number of FP17s or Patient Questionnaire responses are less than 100. N/A is shown where the base number of responses is less than 10 during the period. % is calculated as Quantity/Base number*100

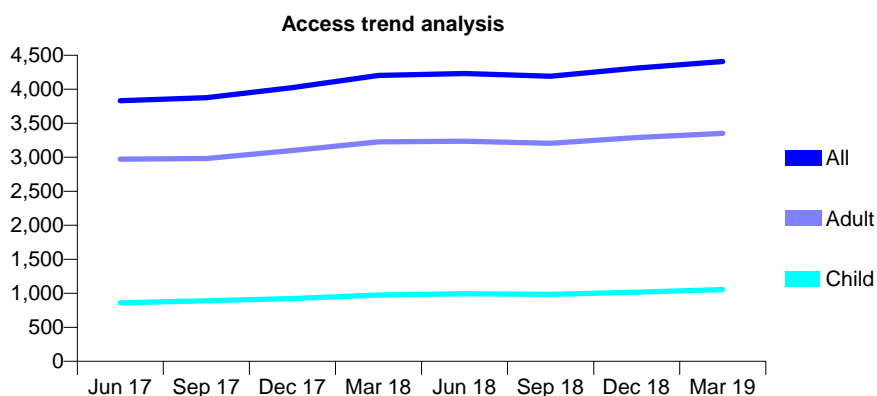
Q70 - Vital Signs At a Glance Contract Report for 179418/0001 - Year end March 2019

Name or company name	Moonlight Dental Surgeries Ltd
Contract type name	GDS Contract
Purpose of contract	General
Contract start date	01/10/2008
Contract end date	

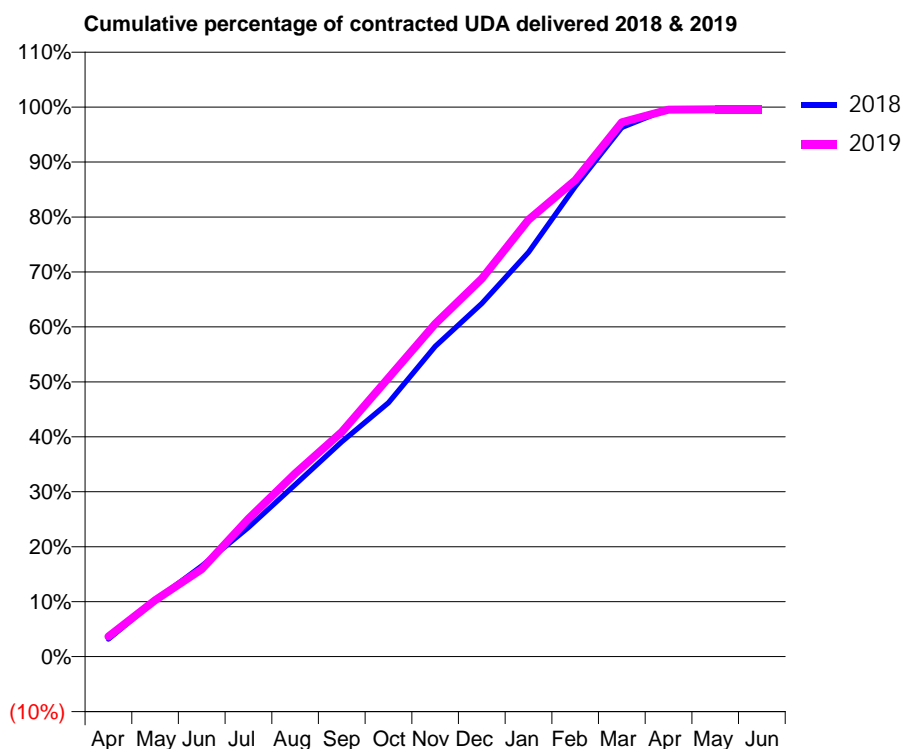
18/19 Contracted general activity (UDA)	13,000
Carry forward general activity (UDA)	40
18/19 Contracted orthodontic activity (UOA)	0
Carry forward orthodontic activity (UOA)	0
Baseline contract value	£330,471.60

ACCESS*

Patients seen in 24 months	Total	Change since previous quarter
Quarter ending March 2018	4,203	
Quarter ending June 2018	4,232	→
Quarter ending September 2018	4,191	→
Quarter ending December 2018	4,310	↑
Quarter ending March 2019	4,408	↑
Variance since March 2018	4.9%	↑



ACTIVITY



Month	Adjusted Scheduled Activity (UDA)	
	2018	2019
April	432	475
May	1,377	1,335
June	2,229	2,069
July	3,175	3,259
August	4,223	4,333
September	5,278	5,316
October	6,235	6,596
November	7,623	7,874
December	8,673	8,940
January	9,931	10,335
February	11,549	11,267
March	13,000	12,640
April	13,460	12,939
May	13,460	12,945
June	13,460	12,945

QUALITY

	Quantity	Base Number	Contract	AT	Region	England
% of FP17s for the same patient ID Re-attending within 3 months - Children	72	1,646	4.4%	9.7%	11.3%	11.8%
% of FP17s for the same patient ID Re-attending within 3 months - Adults	534	4,863	11.0%	14.0%	15.4%	15.7%
% of FP17s for the same patient ID Re-attending between 3 & 9 months - Children	1,138	1,646	69.1%	61.7%	61.3%	58.9%
% of FP17s for the same patient ID Re-attending between 3 & 9 months - Adults	3,136	4,863	64.5%	52.7%	52.1%	50.8%
% of FP17s for Band 1 Urgent Courses	531	6,458	8.2%	9.8%	9.5%	9.1%
% of FP17s Relating to Free Repair or Replacements	65	6,458	1.0%	0.6%	0.6%	0.8%
% of FP17s Relating to Continuations	20	6,458	0.3%	0.9%	0.8%	0.9%
% of Patients satisfied with the dentistry they have received	2	2	N/A	92.2%	92.4%	92.5%
% of Patients satisfied with the time they had to wait for an appointment	2	2	N/A	85.9%	86.3%	87.0%

* This is based on patients treated on this contract for their most recent course of treatment. Figures in italics indicate the base number of FP17s or Patient Questionnaire responses are less than 100. N/A is shown where the base number of responses is less than 10 during the period. % is calculated as Quantity/Base number*100

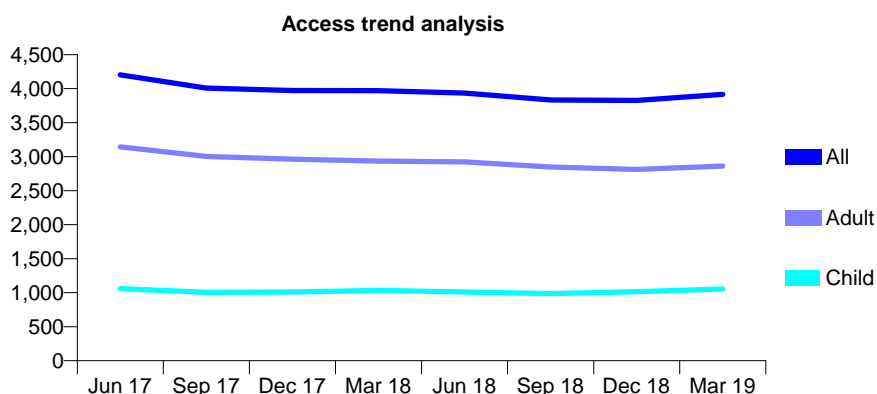
Q70 - Vital Signs At a Glance Contract Report for 179981/0001 - Year end March 2019

Name or company name	Tolpuddle Dental Practice Ltd
Contract type name	GDS Contract
Purpose of contract	General
Contract start date	06/04/2007
Contract end date	

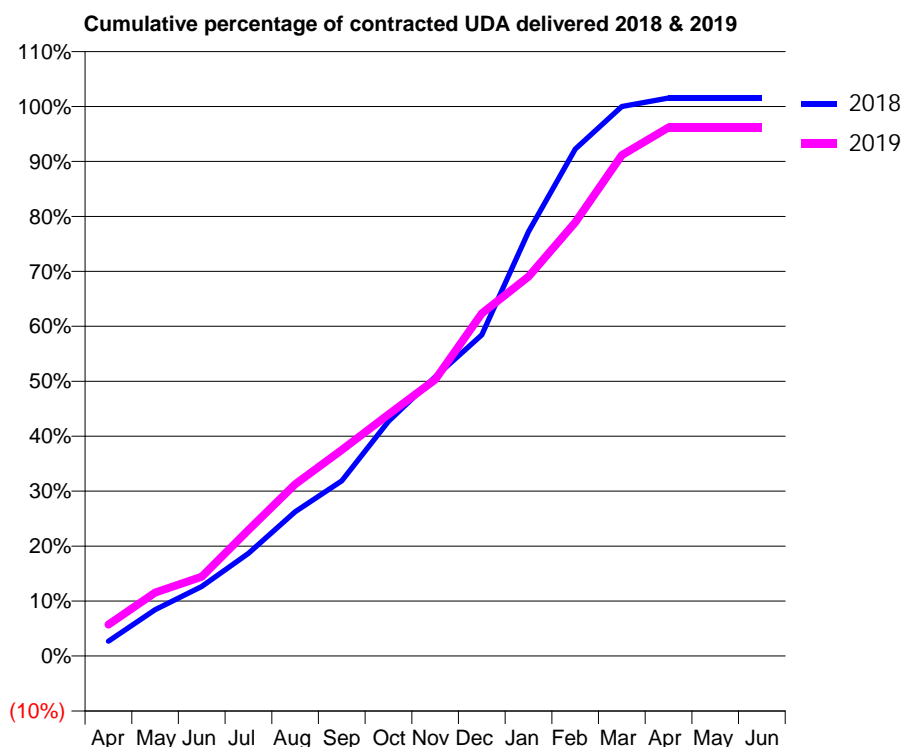
18/19 Contracted general activity (UDA)	13,500
Carry forward general activity (UDA)	0
18/19 Contracted orthodontic activity (UOA)	0
Carry forward orthodontic activity (UOA)	0
Baseline contract value	£348,333.26

ACCESS*

Patients seen in 24 months	Total	Change since previous quarter
Quarter ending March 2018	3,969	
Quarter ending June 2018	3,935	→
Quarter ending September 2018	3,835	↓
Quarter ending December 2018	3,827	→
Quarter ending March 2019	3,917	↑
Variance since March 2018	(1.3%)	↓



ACTIVITY



Month	Adjusted Scheduled Activity (UDA)	
	2018	2019
April	271	771
May	842	1,560
June	1,267	1,947
July	1,868	3,096
August	2,627	4,220
September	3,188	5,063
October	4,273	5,934
November	5,080	6,792
December	5,844	8,414
January	7,724	9,318
February	9,226	10,653
March	9,998	12,303
April	10,153	12,985
May	10,155	12,985
June	10,155	12,985

QUALITY

	Quantity	Base Number	Contract	AT	Region	England
% of FP17s for the same patient ID Re-attending within 3 months - Children	116	1,735	6.7%	9.7%	11.3%	11.8%
% of FP17s for the same patient ID Re-attending within 3 months - Adults	294	4,101	7.2%	14.0%	15.4%	15.7%
% of FP17s for the same patient ID Re-attending between 3 & 9 months - Children	1,124	1,735	64.8%	61.7%	61.3%	58.9%
% of FP17s for the same patient ID Re-attending between 3 & 9 months - Adults	2,622	4,101	63.9%	52.7%	52.1%	50.8%
% of FP17s for Band 1 Urgent Courses	217	5,996	3.6%	9.8%	9.5%	9.1%
% of FP17s Relating to Free Repair or Replacements	41	5,996	0.7%	0.6%	0.6%	0.8%
% of FP17s Relating to Continuations	19	5,996	0.3%	0.9%	0.8%	0.9%
% of Patients satisfied with the dentistry they have received	0	0	N/A	92.2%	92.4%	92.5%
% of Patients satisfied with the time they had to wait for an appointment	0	0	N/A	85.9%	86.3%	87.0%

* This is based on patients treated on this contract for their most recent course of treatment. Figures in italics indicate the base number of FP17s or Patient Questionnaire responses are less than 100. N/A is shown where the base number of responses is less than 10 during the period. % is calculated as Quantity/Base number*100

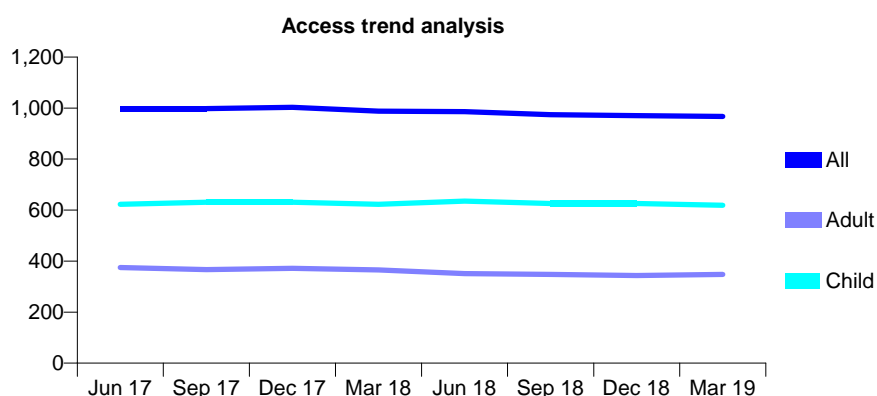
Q70 - Vital Signs At a Glance Contract Report for 180211/0001 - Year end March 2019

Name or company name	Mr R Morgan
Contract type name	GDS Contract
Purpose of contract	General
Contract start date	01/04/2006
Contract end date	

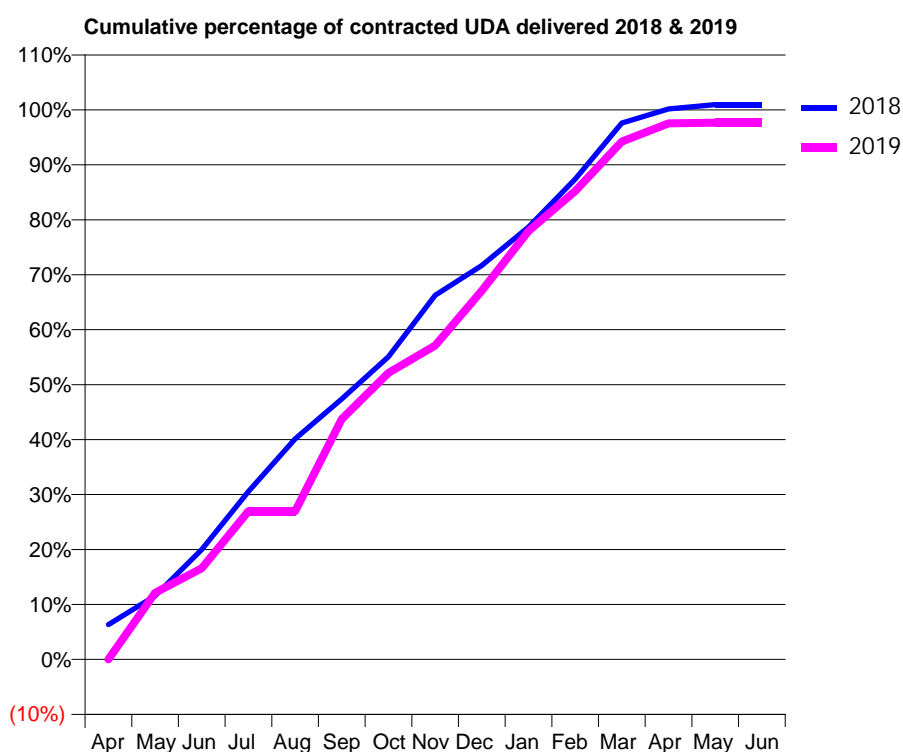
18/19 Contracted general activity (UDA)	2,150
Carry forward general activity (UDA)	0
18/19 Contracted orthodontic activity (UOA)	0
Carry forward orthodontic activity (UOA)	0
Baseline contract value	£49,052.68

ACCESS*

Patients seen in 24 months	Total	Change since previous quarter
Quarter ending March 2018	988	
Quarter ending June 2018	986	→
Quarter ending September 2018	974	↓
Quarter ending December 2018	970	→
Quarter ending March 2019	967	→
Variance since March 2018	(2.1%)	↓



ACTIVITY



Month	Adjusted Scheduled Activity (UDA)	
	2018	2019
April	137	0
May	249	261
June	430	356
July	657	580
August	863	580
September	1,019	940
October	1,184	1,121
November	1,424	1,228
December	1,541	1,443
January	1,691	1,675
February	1,880	1,832
March	2,098	2,026
April	2,154	2,097
May	2,171	2,100
June	2,171	2,100

QUALITY

	Quantity	Base Number	Contract	AT	Region	England
% of FP17s for the same patient ID Re-attending within 3 months - Children	91	1,069	8.5%	9.7%	11.3%	11.8%
% of FP17s for the same patient ID Re-attending within 3 months - Adults	50	403	12.4%	14.0%	15.4%	15.7%
% of FP17s for the same patient ID Re-attending between 3 & 9 months - Children	760	1,069	71.1%	61.7%	61.3%	58.9%
% of FP17s for the same patient ID Re-attending between 3 & 9 months - Adults	224	403	55.6%	52.7%	52.1%	50.8%
% of FP17s for Band 1 Urgent Courses	45	1,462	3.1%	9.8%	9.5%	9.1%
% of FP17s Relating to Free Repair or Replacements	0	1,462	0.0%	0.6%	0.6%	0.8%
% of FP17s Relating to Continuations	0	1,462	0.0%	0.9%	0.8%	0.9%
% of Patients satisfied with the dentistry they have received	1	1	N/A	92.2%	92.4%	92.5%
% of Patients satisfied with the time they had to wait for an appointment	1	1	N/A	85.9%	86.3%	87.0%

* This is based on patients treated on this contract for their most recent course of treatment.

Figures in italics indicate the base number of FP17s or Patient Questionnaire responses are less than 100. N/A is shown where the base number of responses is less than 10 during the period. % is calculated as Quantity/Base number*100

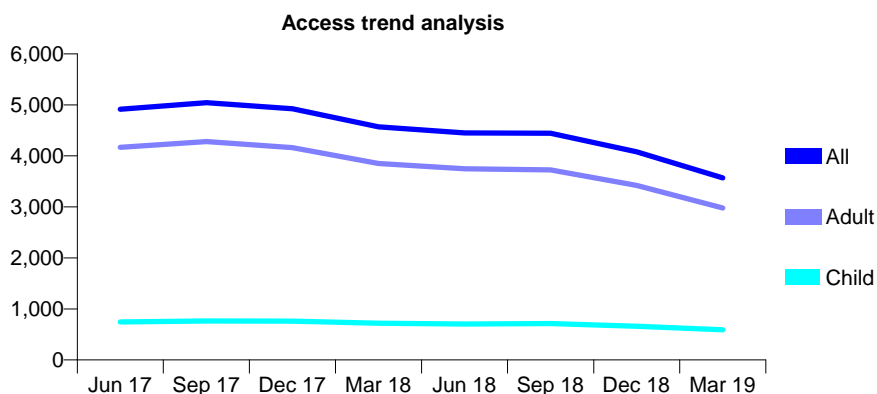
Q70 - Vital Signs At a Glance Contract Report for 180548/0001 - Year end March 2019

Name or company name	West Hill Dental Clinic Ltd
Contract type name	GDS Contract
Purpose of contract	General
Contract start date	01/10/2008
Contract end date	

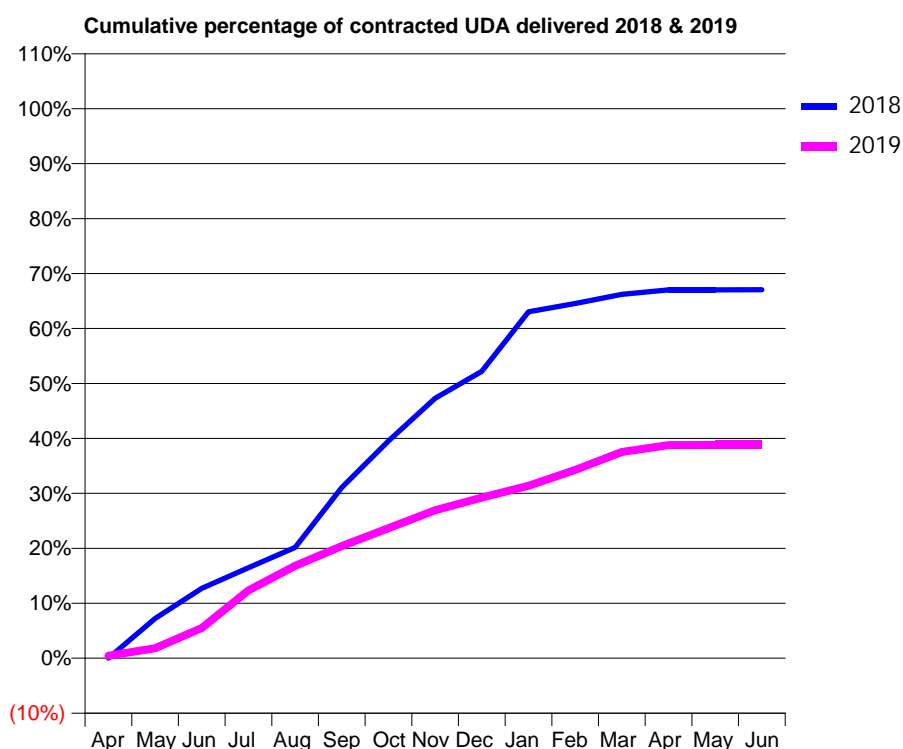
18/19 Contracted general activity (UDA)	21,750
Carry forward general activity (UDA)	0
18/19 Contracted orthodontic activity (UOA)	0
Carry forward orthodontic activity (UOA)	0
Baseline contract value	£498,982.03

ACCESS*

Patients seen in 24 months	Total	Change since previous quarter
Quarter ending March 2018	4,569	
Quarter ending June 2018	4,451	↓
Quarter ending September 2018	4,442	→
Quarter ending December 2018	4,081	↓
Quarter ending March 2019	3,570	↓
Variance since March 2018	(21.9%)	↓



ACTIVITY



Month	Adjusted Scheduled Activity (UDA)	
	2018	2019
April	0	97
May	1,203	399
June	2,113	1,196
July	2,730	2,685
August	3,346	3,662
September	5,153	4,435
October	6,559	5,150
November	7,848	5,854
December	8,660	6,360
January	10,456	6,825
February	10,709	7,457
March	10,985	8,162
April	11,121	8,437
May	11,122	8,443
June	11,124	8,445

QUALITY

	Quantity	Base Number	Contract	AT	Region	England
% of FP17s for the same patient ID Re-attending within 3 months - Children	40	642	6.2%	9.7%	11.3%	11.8%
% of FP17s for the same patient ID Re-attending within 3 months - Adults	526	3,442	15.3%	14.0%	15.4%	15.7%
% of FP17s for the same patient ID Re-attending between 3 & 9 months - Children	257	642	40.0%	61.7%	61.3%	58.9%
% of FP17s for the same patient ID Re-attending between 3 & 9 months - Adults	1,136	3,442	33.0%	52.7%	52.1%	50.8%
% of FP17s for Band 1 Urgent Courses	948	4,098	23.1%	9.8%	9.5%	9.1%
% of FP17s Relating to Free Repair or Replacements	23	4,098	0.6%	0.6%	0.6%	0.8%
% of FP17s Relating to Continuations	56	4,098	1.4%	0.9%	0.8%	0.9%
% of Patients satisfied with the dentistry they have received	1	1	N/A	92.2%	92.4%	92.5%
% of Patients satisfied with the time they had to wait for an appointment	1	1	N/A	85.9%	86.3%	87.0%

* This is based on patients treated on this contract for their most recent course of treatment. Figures in italics indicate the base number of FP17s or Patient Questionnaire responses are less than 100. N/A is shown where the base number of responses is less than 10 during the period. % is calculated as Quantity/Base number*100

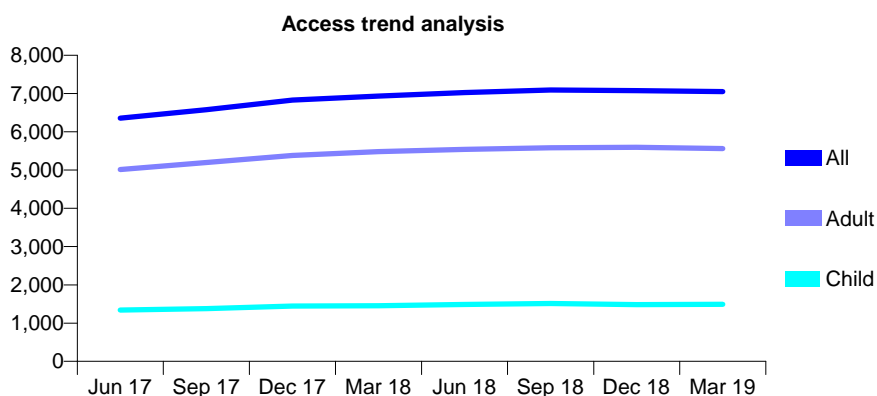
Q70 - Vital Signs At a Glance Contract Report for 181145/0001 - Year end March 2019

Name or company name	Adelstone Dental Care Ltd
Contract type name	GDS Contract
Purpose of contract	General
Contract start date	01/04/2008
Contract end date	

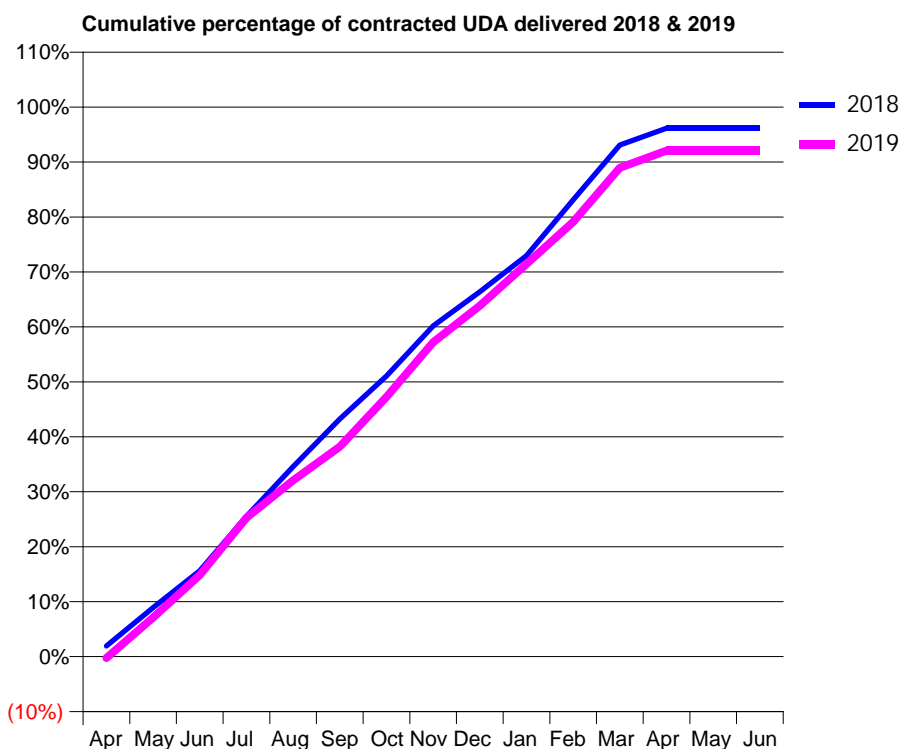
18/19 Contracted general activity (UDA)	19,600
Carry forward general activity (UDA)	759
18/19 Contracted orthodontic activity (UOA)	0
Carry forward orthodontic activity (UOA)	0
Baseline contract value	£562,706.78

ACCESS*

Patients seen in 24 months	Total	Change since previous quarter
Quarter ending March 2018	6,931	
Quarter ending June 2018	7,027	→
Quarter ending September 2018	7,092	→
Quarter ending December 2018	7,075	→
Quarter ending March 2019	7,051	→
Variance since March 2018	1.7%	→



ACTIVITY



Month	Adjusted Scheduled Activity (UDA)	
	2018	2019
April	378	-48
May	1,750	1,394
June	3,058	2,910
July	5,006	4,952
August	6,780	6,283
September	8,473	7,489
October	10,009	9,265
November	11,793	11,215
December	13,010	12,514
January	14,302	14,007
February	16,293	15,507
March	18,247	17,435
April	18,841	18,047
May	18,840	18,047
June	18,840	18,047

QUALITY

	Quantity	Base Number	Contract	AT	Region	England
% of FP17s for the same patient ID Re-attending within 3 months - Children	97	2,154	4.5%	9.7%	11.3%	11.8%
% of FP17s for the same patient ID Re-attending within 3 months - Adults	806	7,344	11.0%	14.0%	15.4%	15.7%
% of FP17s for the same patient ID Re-attending between 3 & 9 months - Children	1,373	2,154	63.7%	61.7%	61.3%	58.9%
% of FP17s for the same patient ID Re-attending between 3 & 9 months - Adults	4,088	7,344	55.7%	52.7%	52.1%	50.8%
% of FP17s for Band 1 Urgent Courses	453	9,530	4.8%	9.8%	9.5%	9.1%
% of FP17s Relating to Free Repair or Replacements	78	9,530	0.8%	0.6%	0.6%	0.8%
% of FP17s Relating to Continuations	115	9,530	1.2%	0.9%	0.8%	0.9%
% of Patients satisfied with the dentistry they have received	4	4	N/A	92.2%	92.4%	92.5%
% of Patients satisfied with the time they had to wait for an appointment	3	4	N/A	85.9%	86.3%	87.0%

* This is based on patients treated on this contract for their most recent course of treatment. Figures in italics indicate the base number of FP17s or Patient Questionnaire responses are less than 100. N/A is shown where the base number of responses is less than 10 during the period. % is calculated as Quantity/Base number*100

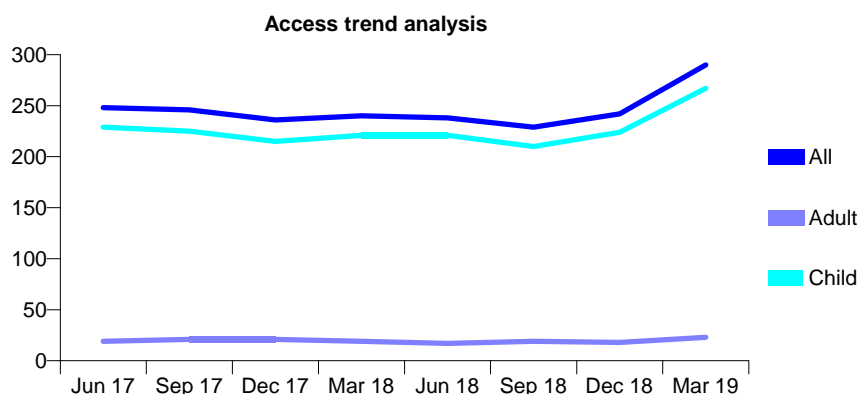
Q70 - Vital Signs At a Glance Contract Report for 182400/0001 - Year end March 2019

Name or company name	MIELIE LTD
Contract type name	GDS Contract
Purpose of contract	General
Contract start date	01/02/2008
Contract end date	

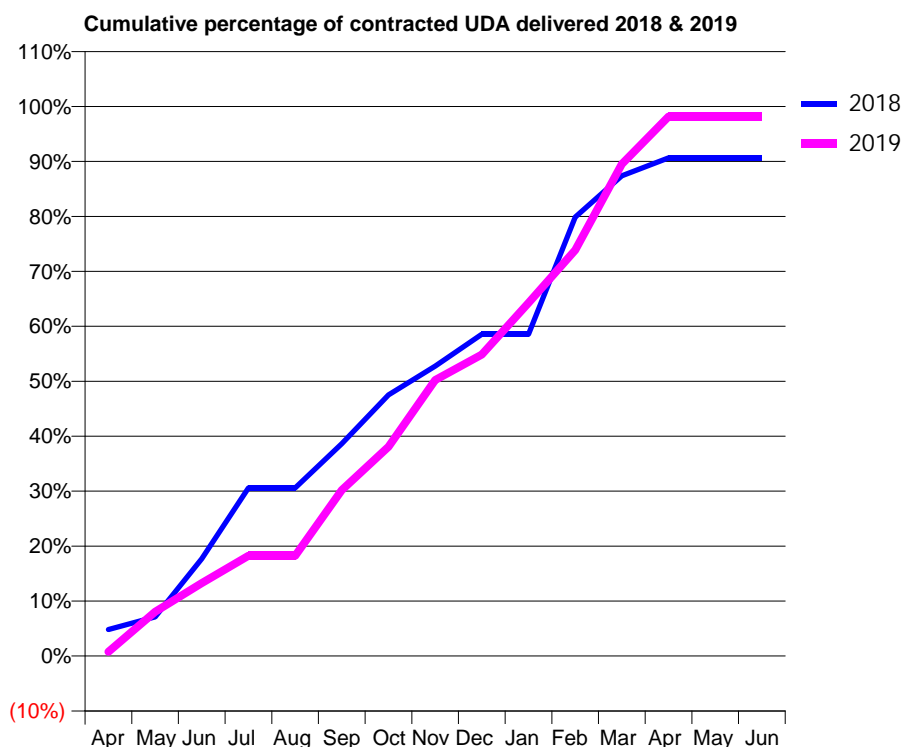
18/19 Contracted general activity (UDA)	520
Carry forward general activity (UDA)	0
18/19 Contracted orthodontic activity (UOA)	0
Carry forward orthodontic activity (UOA)	0
Baseline contract value	£12,882.34

ACCESS*

Patients seen in 24 months	Total	Change since previous quarter
Quarter ending March 2018	240	
Quarter ending June 2018	238	→
Quarter ending September 2018	229	↓
Quarter ending December 2018	242	↑
Quarter ending March 2019	290	↑
Variance since March 2018	20.8%	↑



ACTIVITY



Month	Adjusted Scheduled Activity (UDA)	
	2018	2019
April	25	4
May	37	42
June	92	69
July	159	95
August	159	95
September	201	157
October	247	198
November	274	261
December	304	285
January	304	334
February	415	384
March	454	465
April	471	510
May	471	510
June	471	510

QUALITY

	Quantity	Base Number	Contract	AT	Region	England
% of FP17s for the same patient ID Re-attending within 3 months - Children	13	384	3.4%	9.7%	11.3%	11.8%
% of FP17s for the same patient ID Re-attending within 3 months - Adults	0	10	0.0%	14.0%	15.4%	15.7%
% of FP17s for the same patient ID Re-attending between 3 & 9 months - Children	229	384	59.6%	61.7%	61.3%	58.9%
% of FP17s for the same patient ID Re-attending between 3 & 9 months - Adults	4	10	40.0%	52.7%	52.1%	50.8%
% of FP17s for Band 1 Urgent Courses	2	412	0.5%	9.8%	9.5%	9.1%
% of FP17s Relating to Free Repair or Replacements	0	412	0.0%	0.6%	0.6%	0.8%
% of FP17s Relating to Continuations	4	412	1.0%	0.9%	0.8%	0.9%
% of Patients satisfied with the dentistry they have received	0	0	N/A	92.2%	92.4%	92.5%
% of Patients satisfied with the time they had to wait for an appointment	0	0	N/A	85.9%	86.3%	87.0%

* This is based on patients treated on this contract for their most recent course of treatment. Figures in italics indicate the base number of FP17s or Patient Questionnaire responses are less than 100. N/A is shown where the base number of responses is less than 10 during the period. % is calculated as Quantity/Base number*100

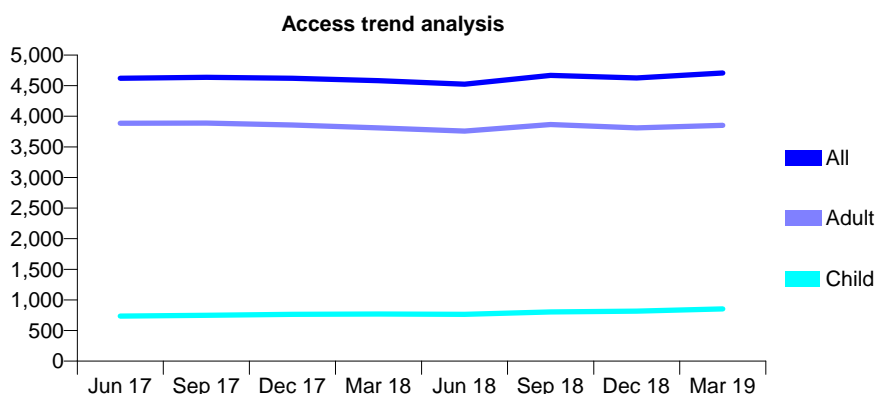
Q70 - Vital Signs At a Glance Contract Report for 183016/0001 - Year end March 2019

Name or company name	Mr M R Alam
Contract type name	GDS Contract
Purpose of contract	General
Contract start date	01/11/2013
Contract end date	

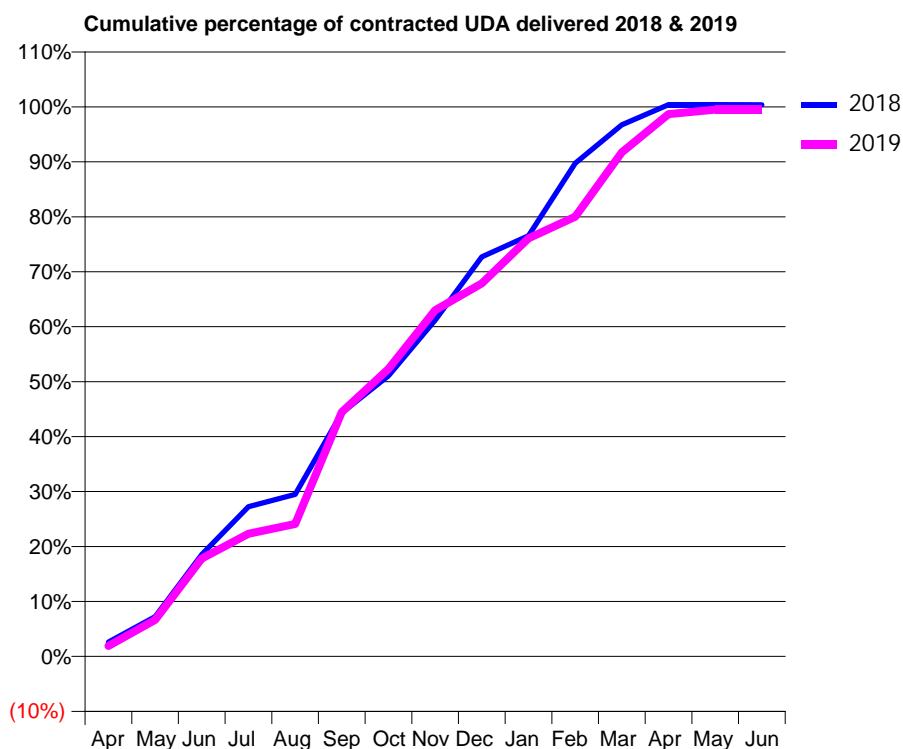
18/19 Contracted general activity (UDA)	15,102
Carry forward general activity (UDA)	0
18/19 Contracted orthodontic activity (UOA)	0
Carry forward orthodontic activity (UOA)	0
Baseline contract value	£361,166.38

ACCESS*

Patients seen in 24 months	Total	Change since previous quarter
Quarter ending March 2018	4,580	
Quarter ending June 2018	4,524	↓
Quarter ending September 2018	4,668	↑
Quarter ending December 2018	4,627	→
Quarter ending March 2019	4,706	→
Variance since March 2018	2.8%	↑



ACTIVITY



Month	Adjusted Scheduled Activity (UDA)	
	2018	2019
April	395	289
May	1,094	1,007
June	2,799	2,688
July	4,115	3,374
August	4,456	3,642
September	6,690	6,714
October	7,714	7,899
November	9,240	9,517
December	10,979	10,250
January	11,561	11,489
February	13,551	12,083
March	14,611	13,851
April	15,164	14,905
May	15,163	15,027
June	15,154	15,029

QUALITY

	Quantity	Base Number	Contract	AT	Region	England
% of FP17s for the same patient ID Re-attending within 3 months - Children	51	1,281	4.0%	9.7%	11.3%	11.8%
% of FP17s for the same patient ID Re-attending within 3 months - Adults	656	5,445	12.0%	14.0%	15.4%	15.7%
% of FP17s for the same patient ID Re-attending between 3 & 9 months - Children	845	1,281	66.0%	61.7%	61.3%	58.9%
% of FP17s for the same patient ID Re-attending between 3 & 9 months - Adults	3,042	5,445	55.9%	52.7%	52.1%	50.8%
% of FP17s for Band 1 Urgent Courses	459	6,934	6.6%	9.8%	9.5%	9.1%
% of FP17s Relating to Free Repair or Replacements	75	6,934	1.1%	0.6%	0.6%	0.8%
% of FP17s Relating to Continuations	79	6,934	1.1%	0.9%	0.8%	0.9%
% of Patients satisfied with the dentistry they have received	0	1	N/A	92.2%	92.4%	92.5%
% of Patients satisfied with the time they had to wait for an appointment	1	1	N/A	85.9%	86.3%	87.0%

* This is based on patients treated on this contract for their most recent course of treatment. Figures in italics indicate the base number of FP17s or Patient Questionnaire responses are less than 100. N/A is shown where the base number of responses is less than 10 during the period. % is calculated as Quantity/Base number*100

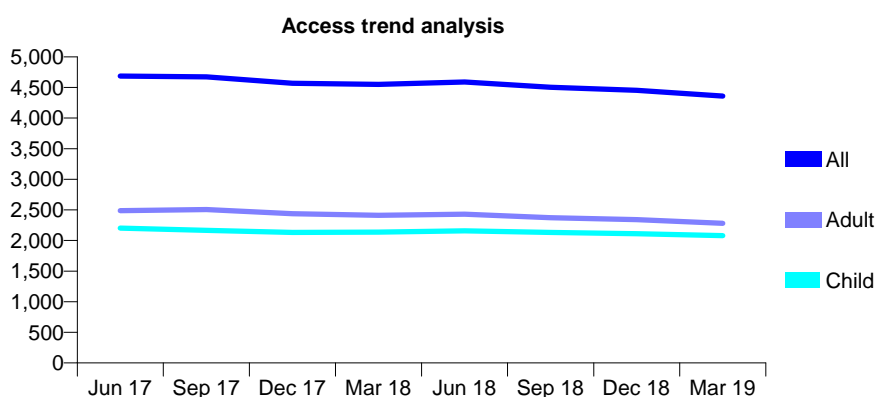
Q70 - Vital Signs At a Glance Contract Report for 183563/0001 - Year end March 2019

Name or company name	Madeira Road Partnership
Contract type name	GDS Contract
Purpose of contract	General and Orthodontic
Contract start date	01/04/2006
Contract end date	

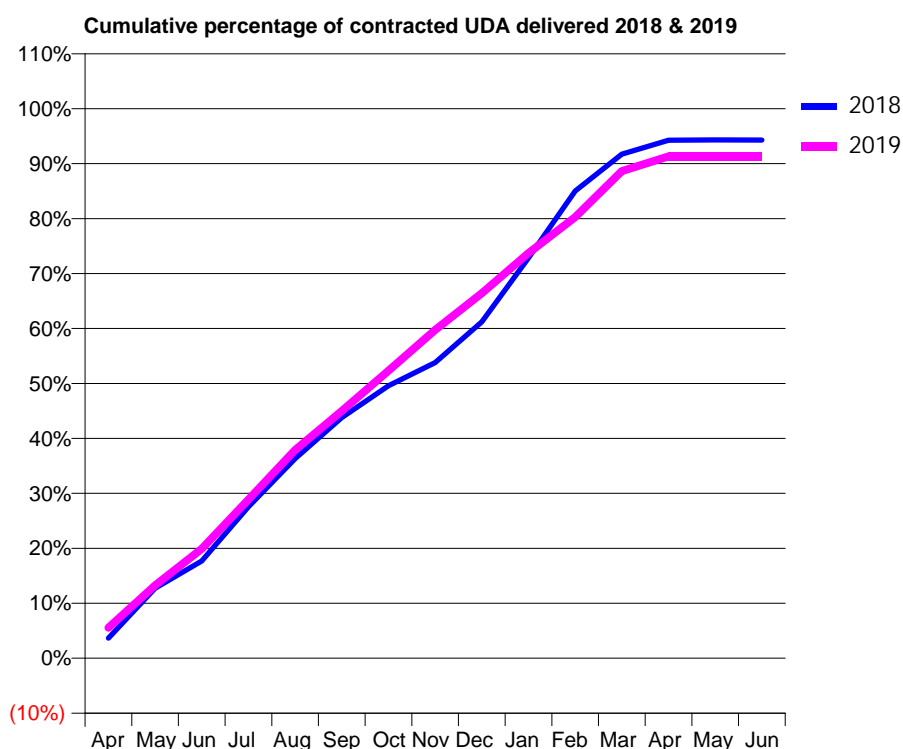
18/19 Contracted general activity (UDA)	11,520
Carry forward general activity (UDA)	0
18/19 Contracted orthodontic activity (UOA)	1,000
Carry forward orthodontic activity (UOA)	0
Baseline contract value	£350,301.79

ACCESS*

Patients seen in 24 months	Total	Change since previous quarter
Quarter ending March 2018	4,550	
Quarter ending June 2018	4,590	→
Quarter ending September 2018	4,502	↓
Quarter ending December 2018	4,454	↓
Quarter ending March 2019	4,361	↓
Variance since March 2018	(4.2%)	↓



ACTIVITY



Month	2018	2019
April	422	640
May	1,468	1,527
June	2,039	2,293
July	3,175	3,325
August	4,186	4,366
September	5,044	5,181
October	5,712	6,029
November	6,199	6,882
December	7,050	7,649
January	8,393	8,495
February	9,793	9,247
March	10,565	10,211
April	10,859	10,517
May	10,864	10,519
June	10,863	10,517

QUALITY

	Quantity	Base Number	Contract	AT	Region	England
% of FP17s for the same patient ID Re-attending within 3 months - Children	401	3,647	11.0%	9.7%	11.3%	11.8%
% of FP17s for the same patient ID Re-attending within 3 months - Adults	456	2,965	15.4%	14.0%	15.4%	15.7%
% of FP17s for the same patient ID Re-attending between 3 & 9 months - Children	2,455	3,647	67.3%	61.7%	61.3%	58.9%
% of FP17s for the same patient ID Re-attending between 3 & 9 months - Adults	1,703	2,965	57.4%	52.7%	52.1%	50.8%
% of FP17s for Band 1 Urgent Courses	358	6,076	5.9%	9.8%	9.5%	9.1%
% of FP17s Relating to Free Repair or Replacements	40	6,076	0.7%	0.6%	0.6%	0.8%
% of FP17s Relating to Continuations	13	6,076	0.2%	0.9%	0.8%	0.9%
% of Patients satisfied with the dentistry they have received	2	2	N/A	92.2%	92.4%	92.5%
% of Patients satisfied with the time they had to wait for an appointment	1	2	N/A	85.9%	86.3%	87.0%

* This is based on patients treated on this contract for their most recent course of treatment.

Figures in italics indicate the base number of FP17s or Patient Questionnaire responses are less than 100. N/A is shown where the base number of responses is less than 10 during the period. % is calculated as Quantity/Base number*100

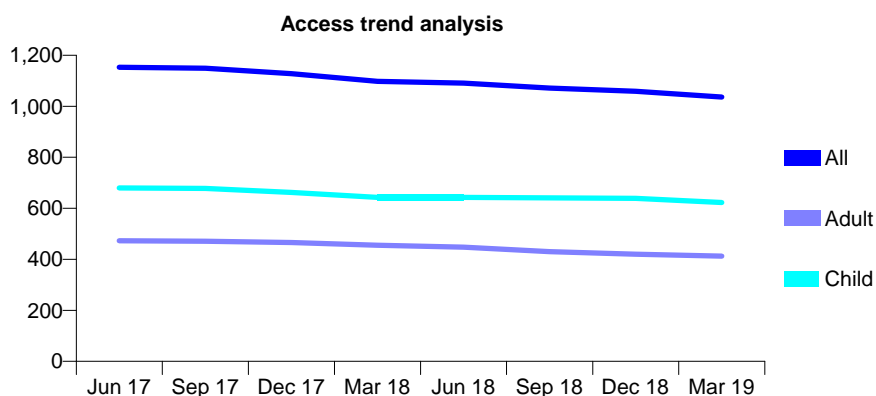
Q70 - Vital Signs At a Glance Contract Report for 183814/0001 - Year end March 2019

Name or company name	St Francis Practice Ltd
Contract type name	GDS Contract
Purpose of contract	General
Contract start date	01/09/2007
Contract end date	

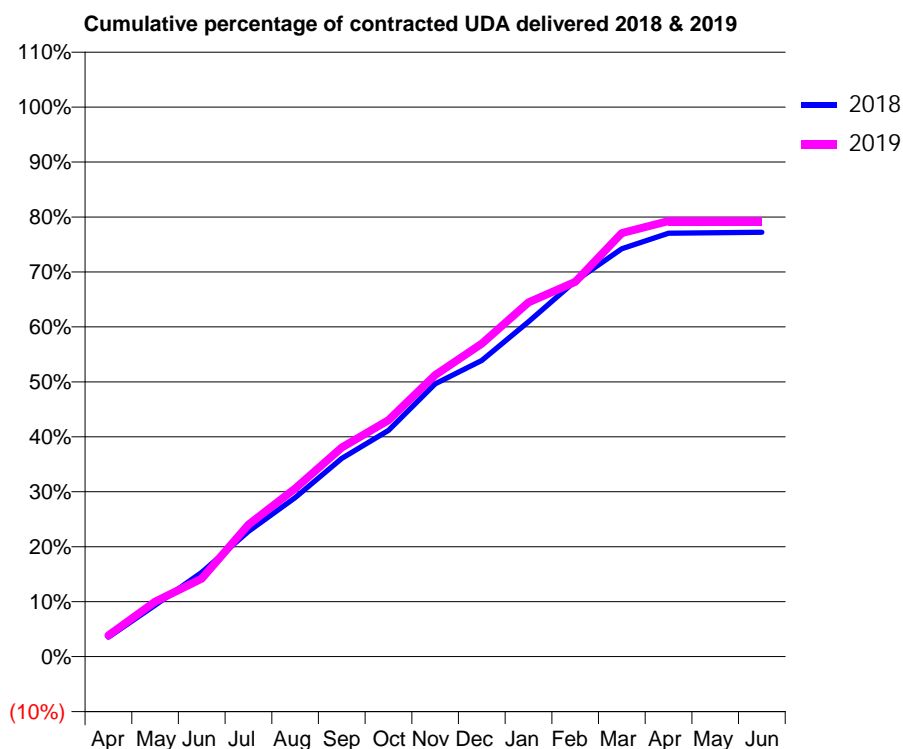
18/19 Contracted general activity (UDA)	3,000
Carry forward general activity (UDA)	0
18/19 Contracted orthodontic activity (UOA)	0
Carry forward orthodontic activity (UOA)	0
Baseline contract value	£71,872.78

ACCESS*

Patients seen in 24 months	Total	Change since previous quarter
Quarter ending March 2018	1,098	
Quarter ending June 2018	1,091	→
Quarter ending September 2018	1,071	↓
Quarter ending December 2018	1,059	↓
Quarter ending March 2019	1,036	↓
Variance since March 2018	(5.6%)	↓



ACTIVITY



Month	Adjusted Scheduled Activity (UDA)	
	2018	2019
April	106	116
May	282	300
June	461	426
July	684	720
August	868	917
September	1,082	1,141
October	1,235	1,291
November	1,489	1,537
December	1,616	1,709
January	1,829	1,934
February	2,050	2,046
March	2,227	2,312
April	2,311	2,378
May	2,314	2,378
June	2,317	2,378

QUALITY

	Quantity	Base Number	Contract	AT	Region	England
% of FP17s for the same patient ID Re-attending within 3 months - Children	58	968	6.0%	9.7%	11.3%	11.8%
% of FP17s for the same patient ID Re-attending within 3 months - Adults	72	485	14.8%	14.0%	15.4%	15.7%
% of FP17s for the same patient ID Re-attending between 3 & 9 months - Children	559	968	57.7%	61.7%	61.3%	58.9%
% of FP17s for the same patient ID Re-attending between 3 & 9 months - Adults	275	485	56.7%	52.7%	52.1%	50.8%
% of FP17s for Band 1 Urgent Courses	91	1,446	6.3%	9.8%	9.5%	9.1%
% of FP17s Relating to Free Repair or Replacements	3	1,446	0.2%	0.6%	0.6%	0.8%
% of FP17s Relating to Continuations	2	1,446	0.1%	0.9%	0.8%	0.9%
% of Patients satisfied with the dentistry they have received	0	0	N/A	92.2%	92.4%	92.5%
% of Patients satisfied with the time they had to wait for an appointment	0	0	N/A	85.9%	86.3%	87.0%

* This is based on patients treated on this contract for their most recent course of treatment. Figures in italics indicate the base number of FP17s or Patient Questionnaire responses are less than 100. N/A is shown where the base number of responses is less than 10 during the period. % is calculated as Quantity/Base number*100

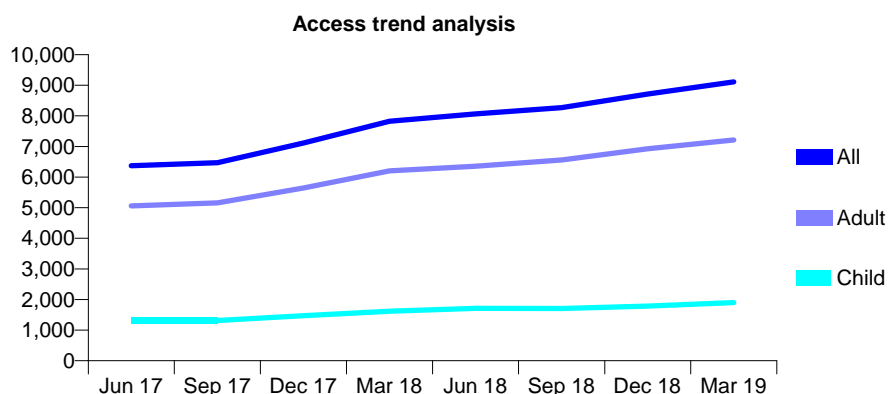
Q70 - Vital Signs At a Glance Contract Report for 185353/0001 - Year end March 2019

Name or company name	Jonathan Mynors-Wallis, Jayne Mynors-Wa
Contract type name	GDS Contract
Purpose of contract	General
Contract start date	01/04/2016
Contract end date	

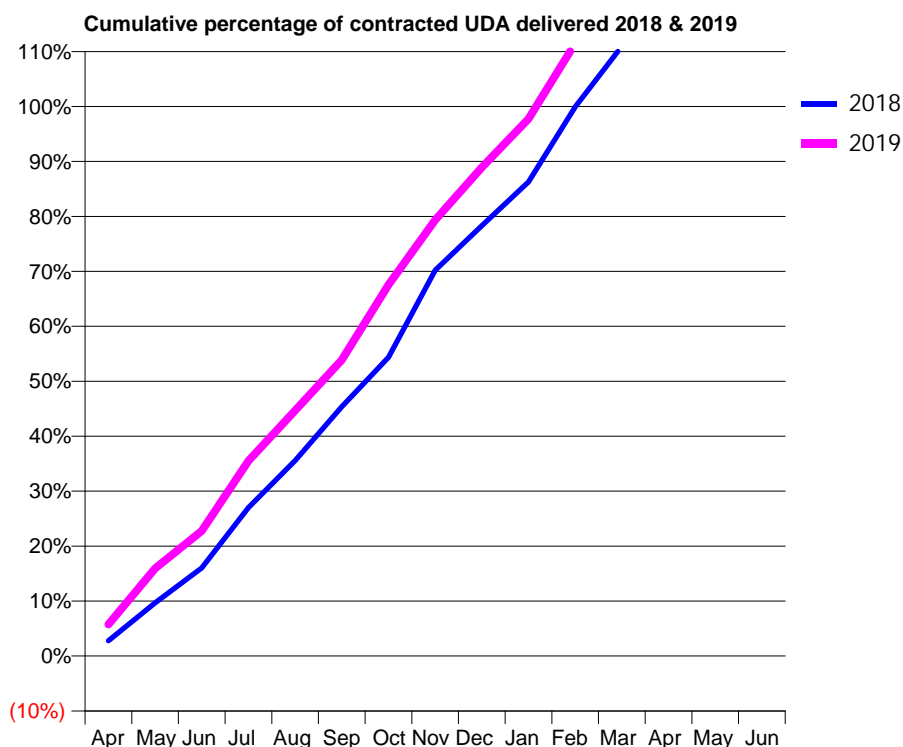
18/19 Contracted general activity (UDA)	20,108
Carry forward general activity (UDA)	0
18/19 Contracted orthodontic activity (UOA)	0
Carry forward orthodontic activity (UOA)	0
Baseline contract value	£685,642.40

ACCESS*

Patients seen in 24 months	Total	Change since previous quarter
Quarter ending March 2018	7,823	
Quarter ending June 2018	8,066	↑
Quarter ending September 2018	8,269	↑
Quarter ending December 2018	8,713	↑
Quarter ending March 2019	9,115	↑
Variance since March 2018	16.5%	↑



ACTIVITY



Month	Adjusted Scheduled Activity (UDA)	
	2018	2019
April	561	1,157
May	1,951	3,209
June	3,225	4,582
July	5,435	7,143
August	7,157	8,986
September	9,125	10,833
October	10,935	13,583
November	14,112	15,956
December	15,744	17,875
January	17,348	19,659
February	20,099	22,416
March	22,307	24,566
April	23,610	25,476
May	23,589	25,467
June	23,597	25,482

QUALITY

	Quantity	Base Number	Contract	AT	Region	England
% of FP17s for the same patient ID Re-attending within 3 months - Children	104	3,074	3.4%	9.7%	11.3%	11.8%
% of FP17s for the same patient ID Re-attending within 3 months - Adults	1,107	10,724	10.3%	14.0%	15.4%	15.7%
% of FP17s for the same patient ID Re-attending between 3 & 9 months - Children	1,871	3,074	60.9%	61.7%	61.3%	58.9%
% of FP17s for the same patient ID Re-attending between 3 & 9 months - Adults	4,827	10,724	45.0%	52.7%	52.1%	50.8%
% of FP17s for Band 1 Urgent Courses	1,143	13,670	8.4%	9.8%	9.5%	9.1%
% of FP17s Relating to Free Repair or Replacements	299	13,670	2.2%	0.6%	0.6%	0.8%
% of FP17s Relating to Continuations	188	13,670	1.4%	0.9%	0.8%	0.9%
% of Patients satisfied with the dentistry they have received	6	6	N/A	92.2%	92.4%	92.5%
% of Patients satisfied with the time they had to wait for an appointment	6	6	N/A	85.9%	86.3%	87.0%

* This is based on patients treated on this contract for their most recent course of treatment.

Figures in italics indicate the base number of FP17s or Patient Questionnaire responses are less than 100. N/A is shown where the base number of responses is less than 10 during the period. % is calculated as Quantity/Base number*100

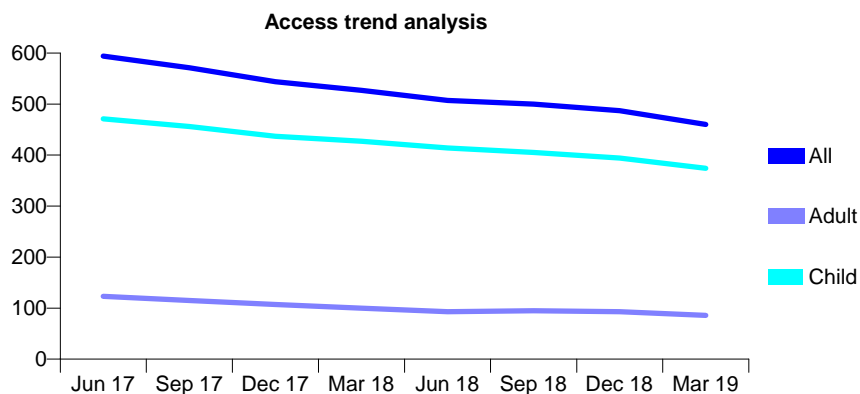
Q70 - Vital Signs At a Glance Contract Report for 185485/0001 - Year end March 2019

Name or company name	Mr A M Setchell
Contract type name	GDS Contract
Purpose of contract	General
Contract start date	01/04/2012
Contract end date	

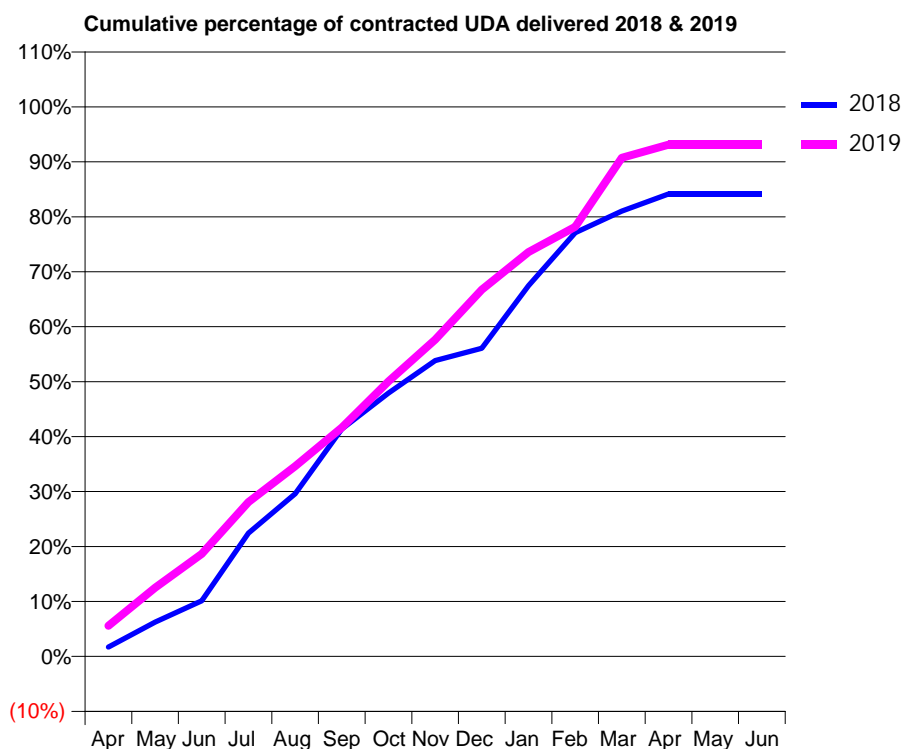
18/19 Contracted general activity (UDA)	1,000
Carry forward general activity (UDA)	0
18/19 Contracted orthodontic activity (UOA)	0
Carry forward orthodontic activity (UOA)	0
Baseline contract value	£24,116.69

ACCESS*

Patients seen in 24 months	Total	Change since previous quarter
Quarter ending March 2018	527	
Quarter ending June 2018	507	↓
Quarter ending September 2018	500	↓
Quarter ending December 2018	487	↓
Quarter ending March 2019	460	↓
Variance since March 2018	(12.7%)	↓



ACTIVITY



Month	Adjusted Scheduled Activity (UDA)	
	2018	2019
April	17	56
May	62	125
June	101	186
July	224	281
August	296	346
September	414	416
October	479	500
November	538	576
December	561	667
January	674	736
February	771	782
March	810	907
April	841	931
May	841	931
June	841	931

QUALITY

	Quantity	Base Number	Contract	AT	Region	England
% of FP17s for the same patient ID Re-attending within 3 months - Children	32	602	5.3%	9.7%	11.3%	11.8%
% of FP17s for the same patient ID Re-attending within 3 months - Adults	4	57	7.0%	14.0%	15.4%	15.7%
% of FP17s for the same patient ID Re-attending between 3 & 9 months - Children	392	602	65.1%	61.7%	61.3%	58.9%
% of FP17s for the same patient ID Re-attending between 3 & 9 months - Adults	28	57	49.1%	52.7%	52.1%	50.8%
% of FP17s for Band 1 Urgent Courses	12	646	1.9%	9.8%	9.5%	9.1%
% of FP17s Relating to Free Repair or Replacements	0	646	0.0%	0.6%	0.6%	0.8%
% of FP17s Relating to Continuations	0	646	0.0%	0.9%	0.8%	0.9%
% of Patients satisfied with the dentistry they have received	1	1	N/A	92.2%	92.4%	92.5%
% of Patients satisfied with the time they had to wait for an appointment	1	1	N/A	85.9%	86.3%	87.0%

* This is based on patients treated on this contract for their most recent course of treatment. Figures in italics indicate the base number of FP17s or Patient Questionnaire responses are less than 100. N/A is shown where the base number of responses is less than 10 during the period. % is calculated as Quantity/Base number*100

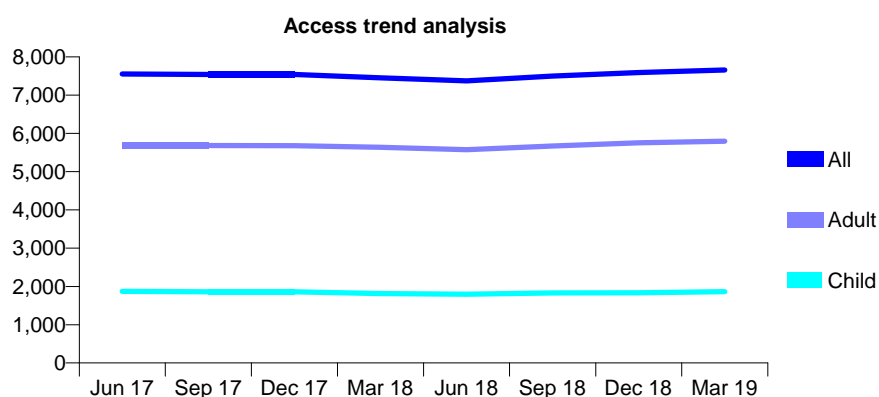
Q70 - Vital Signs At a Glance Contract Report for 185523/0001 - Year end March 2019

Name or company name	Gull Coppice Dental Practice Partnership
Contract type name	GDS Contract
Purpose of contract	General
Contract start date	01/05/2015
Contract end date	

18/19 Contracted general activity (UDA)	21,300
Carry forward general activity (UDA)	0
18/19 Contracted orthodontic activity (UOA)	0
Carry forward orthodontic activity (UOA)	0
Baseline contract value	£567,015.47

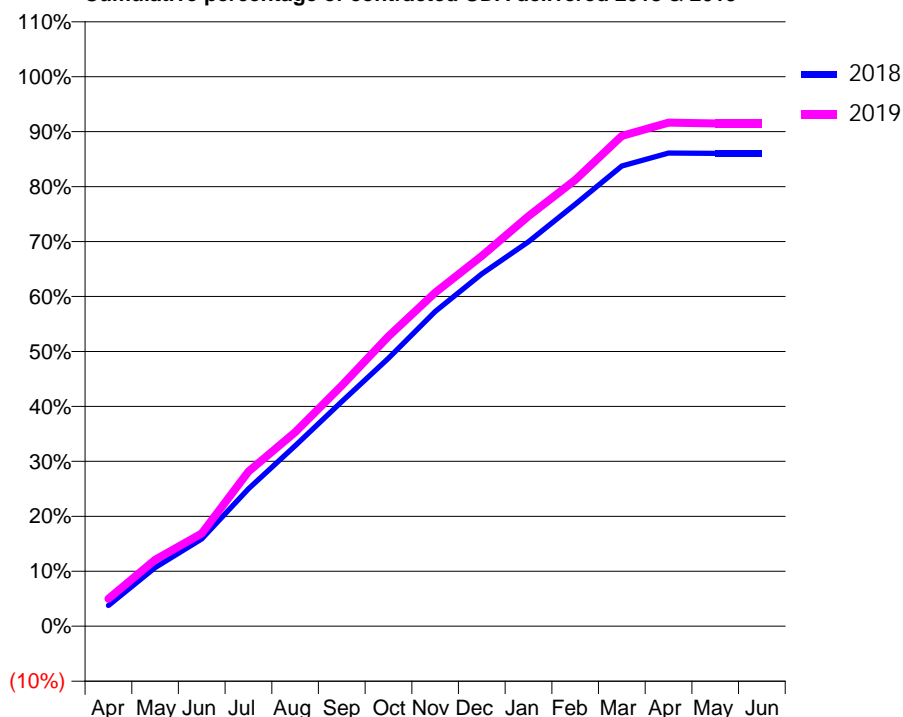
ACCESS*

Patients seen in 24 months	Total	Change since previous quarter
Quarter ending March 2018	7,452	
Quarter ending June 2018	7,370	↓
Quarter ending September 2018	7,497	→
Quarter ending December 2018	7,589	→
Quarter ending March 2019	7,658	→
Variance since March 2018	2.8%	↑



ACTIVITY

Cumulative percentage of contracted UDA delivered 2018 & 2019



Month	2018	2019
April	877	1,062
May	2,483	2,574
June	3,699	3,593
July	5,826	5,995
August	7,654	7,523
September	9,527	9,328
October	11,362	11,242
November	13,345	12,930
December	14,939	14,349
January	16,302	15,898
February	17,888	17,297
March	19,510	19,003
April	20,061	19,522
May	20,048	19,491
June	20,048	19,487

QUALITY

	Quantity	Base Number	Contract	AT	Region	England
% of FP17s for the same patient ID Re-attending within 3 months - Children	105	2,526	4.2%	9.7%	11.3%	11.8%
% of FP17s for the same patient ID Re-attending within 3 months - Adults	465	7,432	6.3%	14.0%	15.4%	15.7%
% of FP17s for the same patient ID Re-attending between 3 & 9 months - Children	1,438	2,526	56.9%	61.7%	61.3%	58.9%
% of FP17s for the same patient ID Re-attending between 3 & 9 months - Adults	4,589	7,432	61.7%	52.7%	52.1%	50.8%
% of FP17s for Band 1 Urgent Courses	178	9,900	1.8%	9.8%	9.5%	9.1%
% of FP17s Relating to Free Repair or Replacements	56	9,900	0.6%	0.6%	0.6%	0.8%
% of FP17s Relating to Continuations	140	9,900	1.4%	0.9%	0.8%	0.9%
% of Patients satisfied with the dentistry they have received	3	4	N/A	92.2%	92.4%	92.5%
% of Patients satisfied with the time they had to wait for an appointment	3	4	N/A	85.9%	86.3%	87.0%

* This is based on patients treated on this contract for their most recent course of treatment.

Figures in italics indicate the base number of FP17s or Patient Questionnaire responses are less than 100. N/A is shown where the base number of responses is less than 10 during the period. % is calculated as Quantity/Base number*100

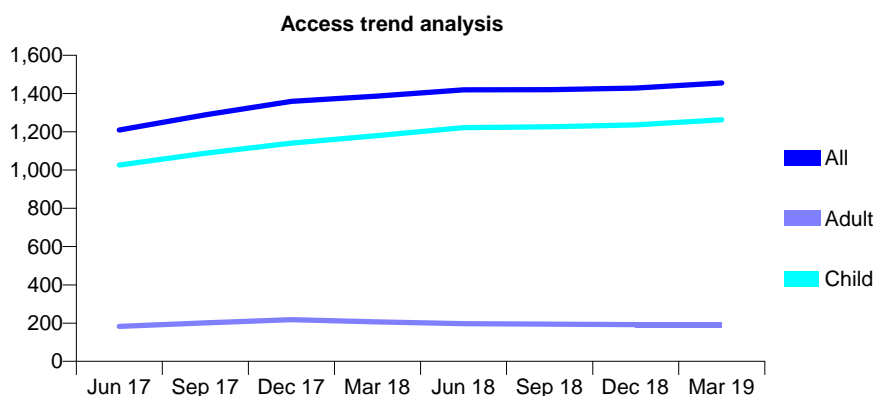
Q70 - Vital Signs At a Glance Contract Report for 186406/0001 - Year end March 2019

Name or company name	Clear Dentistry
Contract type name	GDS Contract
Purpose of contract	General
Contract start date	04/01/2016
Contract end date	

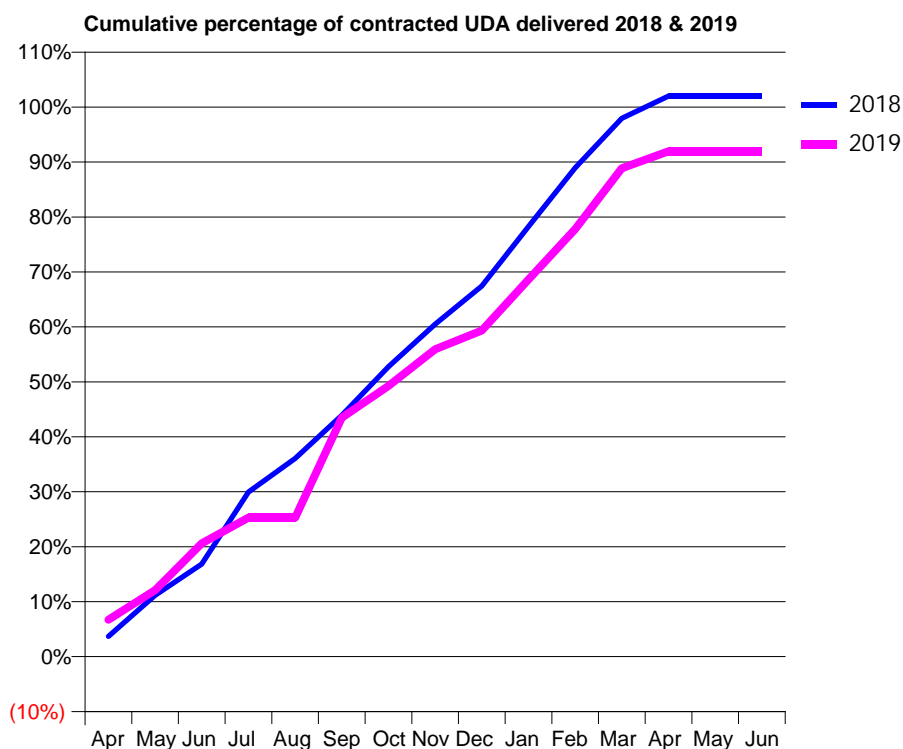
18/19 Contracted general activity (UDA)	3,800
Carry forward general activity (UDA)	0
18/19 Contracted orthodontic activity (UOA)	0
Carry forward orthodontic activity (UOA)	0
Baseline contract value	£84,550.72

ACCESS*

Patients seen in 24 months	Total	Change since previous quarter
Quarter ending March 2018	1,386	
Quarter ending June 2018	1,419	↑
Quarter ending September 2018	1,420	→
Quarter ending December 2018	1,428	→
Quarter ending March 2019	1,455	→
Variance since March 2018	5.0%	↑



ACTIVITY



Month	Adjusted Scheduled Activity (UDA)	
	2018	2019
April	140	255
May	425	460
June	640	784
July	1,138	961
August	1,371	961
September	1,668	1,652
October	2,005	1,871
November	2,300	2,125
December	2,562	2,255
January	2,974	2,607
February	3,380	2,956
March	3,722	3,376
April	3,876	3,495
May	3,876	3,495
June	3,876	3,495

QUALITY

	Quantity	Base Number	Contract	AT	Region	England
% of FP17s for the same patient ID Re-attending within 3 months - Children	111	2,088	5.3%	9.7%	11.3%	11.8%
% of FP17s for the same patient ID Re-attending within 3 months - Adults	25	186	13.4%	14.0%	15.4%	15.7%
% of FP17s for the same patient ID Re-attending between 3 & 9 months - Children	1,482	2,088	71.0%	61.7%	61.3%	58.9%
% of FP17s for the same patient ID Re-attending between 3 & 9 months - Adults	134	186	72.0%	52.7%	52.1%	50.8%
% of FP17s for Band 1 Urgent Courses	55	2,259	2.4%	9.8%	9.5%	9.1%
% of FP17s Relating to Free Repair or Replacements	0	2,259	0.0%	0.6%	0.6%	0.8%
% of FP17s Relating to Continuations	0	2,259	0.0%	0.9%	0.8%	0.9%
% of Patients satisfied with the dentistry they have received	0	0	N/A	92.2%	92.4%	92.5%
% of Patients satisfied with the time they had to wait for an appointment	0	0	N/A	85.9%	86.3%	87.0%

* This is based on patients treated on this contract for their most recent course of treatment. Figures in italics indicate the base number of FP17s or Patient Questionnaire responses are less than 100. N/A is shown where the base number of responses is less than 10 during the period. % is calculated as Quantity/Base number*100

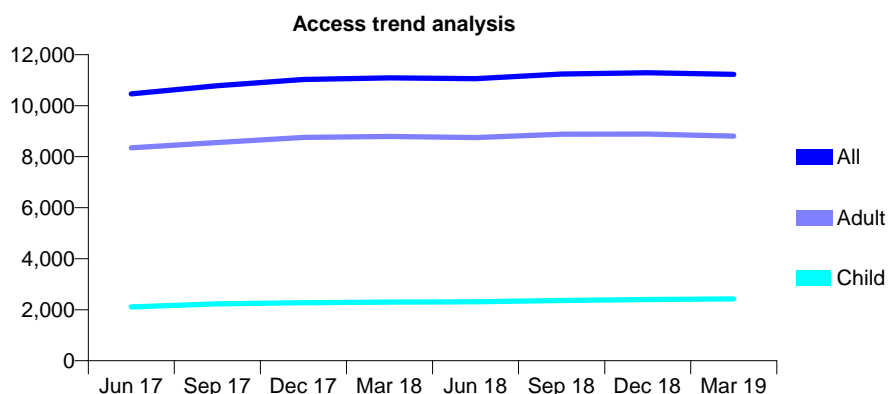
Q70 - Vital Signs At a Glance Contract Report for 186511/0001 - Year end March 2019

Name or company name	Iosis Clinic Ltd
Contract type name	GDS Contract
Purpose of contract	General
Contract start date	06/09/2010
Contract end date	

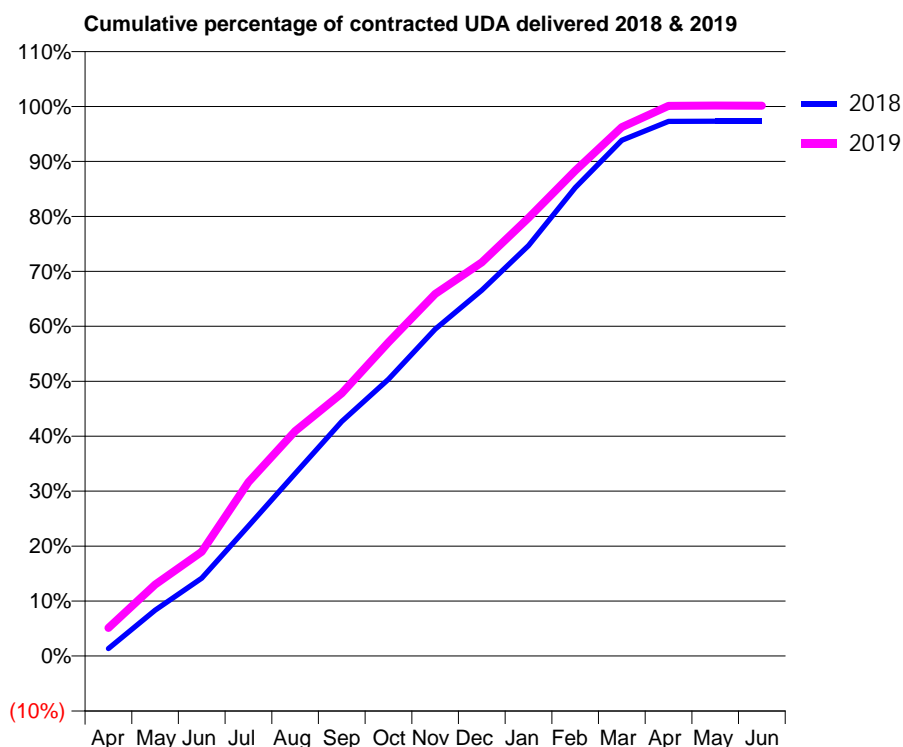
18/19 Contracted general activity (UDA)	25,000
Carry forward general activity (UDA)	0
18/19 Contracted orthodontic activity (UOA)	0
Carry forward orthodontic activity (UOA)	0
Baseline contract value	£1,149,345.42

ACCESS*

Patients seen in 24 months	Total	Change since previous quarter
Quarter ending March 2018	11,088	
Quarter ending June 2018	11,062	→
Quarter ending September 2018	11,241	→
Quarter ending December 2018	11,290	→
Quarter ending March 2019	11,231	→
Variance since March 2018	1.3%	→



ACTIVITY



Month	Adjusted Scheduled Activity (UDA)	
	2018	2019
April	363	1,278
May	2,220	3,254
June	3,776	4,742
July	6,301	7,908
August	8,838	10,231
September	11,356	11,949
October	13,403	14,275
November	15,834	16,474
December	17,711	17,904
January	19,872	19,934
February	22,687	22,080
March	24,975	24,058
April	25,885	25,027
May	25,894	25,042
June	25,895	25,036

QUALITY

	Quantity	Base Number	Contract	AT	Region	England
% of FP17s for the same patient ID Re-attending within 3 months - Children	212	3,440	6.2%	9.7%	11.3%	11.8%
% of FP17s for the same patient ID Re-attending within 3 months - Adults	1,664	10,992	15.1%	14.0%	15.4%	15.7%
% of FP17s for the same patient ID Re-attending between 3 & 9 months - Children	2,030	3,440	59.0%	61.7%	61.3%	58.9%
% of FP17s for the same patient ID Re-attending between 3 & 9 months - Adults	4,709	10,992	42.8%	52.7%	52.1%	50.8%
% of FP17s for Band 1 Urgent Courses	2,795	14,546	19.2%	9.8%	9.5%	9.1%
% of FP17s Relating to Free Repair or Replacements	78	14,546	0.5%	0.6%	0.6%	0.8%
% of FP17s Relating to Continuations	114	14,546	0.8%	0.9%	0.8%	0.9%
% of Patients satisfied with the dentistry they have received	3	3	N/A	92.2%	92.4%	92.5%
% of Patients satisfied with the time they had to wait for an appointment	3	3	N/A	85.9%	86.3%	87.0%

* This is based on patients treated on this contract for their most recent course of treatment. Figures in italics indicate the base number of FP17s or Patient Questionnaire responses are less than 100. N/A is shown where the base number of responses is less than 10 during the period. % is calculated as Quantity/Base number*100

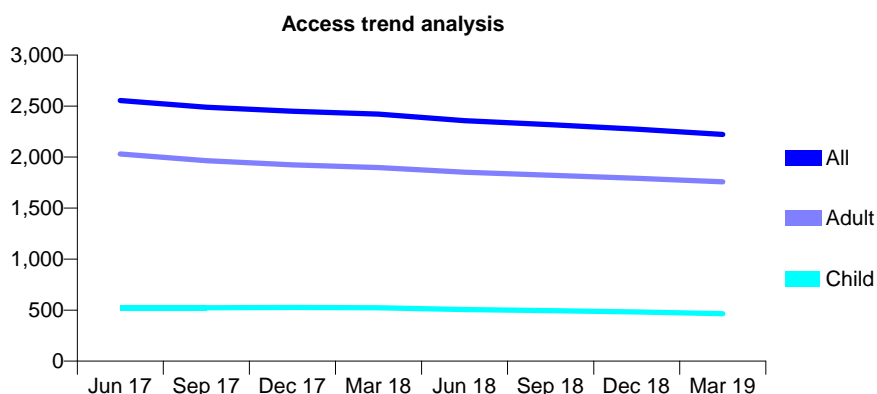
Q70 - Vital Signs At a Glance Contract Report for 187291/0001 - Year end March 2019

Name or company name	Karami & Motamedi
Contract type name	GDS Contract
Purpose of contract	General
Contract start date	01/02/2014
Contract end date	

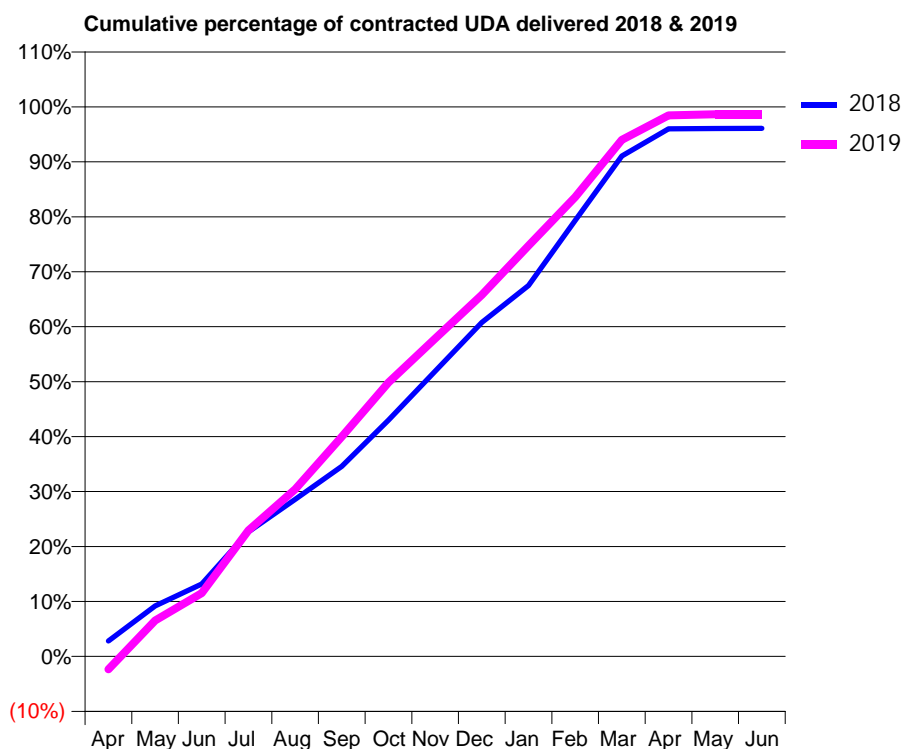
18/19 Contracted general activity (UDA)	5,500
Carry forward general activity (UDA)	285
18/19 Contracted orthodontic activity (UOA)	0
Carry forward orthodontic activity (UOA)	0
Baseline contract value	£125,605.53

ACCESS*

Patients seen in 24 months	Total	Change since previous quarter
Quarter ending March 2018	2,422	
Quarter ending June 2018	2,358	↓
Quarter ending September 2018	2,317	↓
Quarter ending December 2018	2,274	↓
Quarter ending March 2019	2,222	↓
Variance since March 2018	(8.3%)	↓



ACTIVITY



Month	Adjusted Scheduled Activity (UDA)	
	2018	2019
April	205	-130
May	668	360
June	957	633
July	1,647	1,261
August	2,076	1,673
September	2,513	2,199
October	3,122	2,741
November	3,770	3,182
December	4,412	3,618
January	4,902	4,111
February	5,762	4,597
March	6,612	5,170
April	6,972	5,414
May	6,976	5,426
June	6,977	5,426

QUALITY

	Quantity	Base Number	Contract	AT	Region	England
% of FP17s for the same patient ID Re-attending within 3 months - Children	43	623	6.9%	9.7%	11.3%	11.8%
% of FP17s for the same patient ID Re-attending within 3 months - Adults	353	2,403	14.7%	14.0%	15.4%	15.7%
% of FP17s for the same patient ID Re-attending between 3 & 9 months - Children	248	623	39.8%	61.7%	61.3%	58.9%
% of FP17s for the same patient ID Re-attending between 3 & 9 months - Adults	1,086	2,403	45.2%	52.7%	52.1%	50.8%
% of FP17s for Band 1 Urgent Courses	313	3,016	10.4%	9.8%	9.5%	9.1%
% of FP17s Relating to Free Repair or Replacements	3	3,016	0.1%	0.6%	0.6%	0.8%
% of FP17s Relating to Continuations	24	3,016	0.8%	0.9%	0.8%	0.9%
% of Patients satisfied with the dentistry they have received	4	4	N/A	92.2%	92.4%	92.5%
% of Patients satisfied with the time they had to wait for an appointment	3	4	N/A	85.9%	86.3%	87.0%

* This is based on patients treated on this contract for their most recent course of treatment.

Figures in italics indicate the base number of FP17s or Patient Questionnaire responses are less than 100. N/A is shown where the base number of responses is less than 10 during the period. % is calculated as Quantity/Base number*100

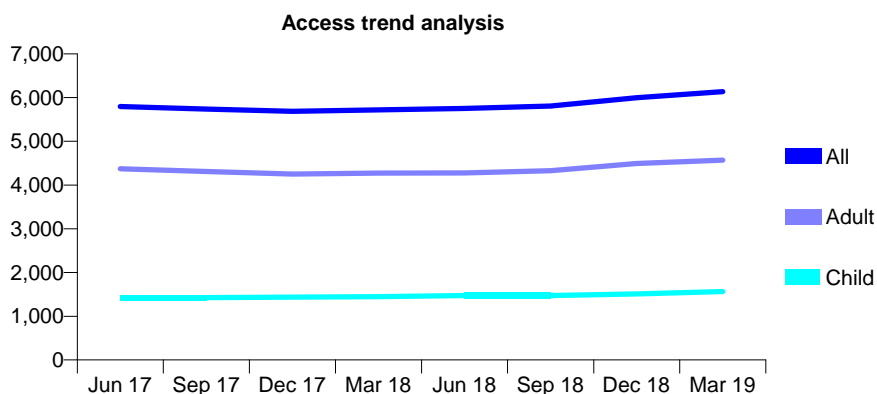
Q70 - Vital Signs At a Glance Contract Report for 187453/0001 - Year end March 2019

Name or company name	Chalet Hill Dental Centre
Contract type name	GDS Contract
Purpose of contract	General
Contract start date	01/01/2013
Contract end date	

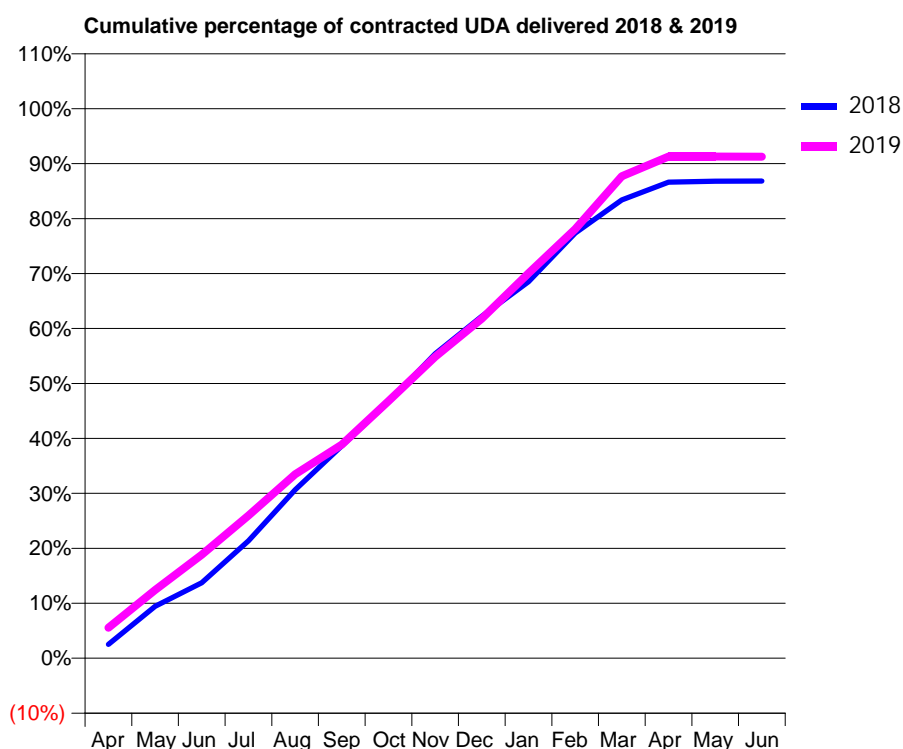
18/19 Contracted general activity (UDA)	20,000
Carry forward general activity (UDA)	0
18/19 Contracted orthodontic activity (UOA)	0
Carry forward orthodontic activity (UOA)	0
Baseline contract value	£490,808.30

ACCESS*

Patients seen in 24 months	Total	Change since previous quarter
Quarter ending March 2018	5,722	
Quarter ending June 2018	5,751	→
Quarter ending September 2018	5,805	→
Quarter ending December 2018	5,997	↑
Quarter ending March 2019	6,135	↑
Variance since March 2018	7.2%	↑



ACTIVITY



Month	2018	2019
April	502	1,108
May	1,890	2,482
June	2,744	3,769
July	4,271	5,194
August	6,133	6,696
September	7,725	7,775
October	9,324	9,354
November	11,081	10,970
December	12,449	12,359
January	13,705	14,009
February	15,476	15,619
March	16,680	17,541
April	17,326	18,257
May	17,360	18,257
June	17,362	18,253

QUALITY

	Quantity	Base Number	Contract	AT	Region	England
% of FP17s for the same patient ID Re-attending within 3 months - Children	206	2,539	8.1%	9.7%	11.3%	11.8%
% of FP17s for the same patient ID Re-attending within 3 months - Adults	779	6,621	11.8%	14.0%	15.4%	15.7%
% of FP17s for the same patient ID Re-attending between 3 & 9 months - Children	1,557	2,539	61.3%	61.7%	61.3%	58.9%
% of FP17s for the same patient ID Re-attending between 3 & 9 months - Adults	3,833	6,621	57.9%	52.7%	52.1%	50.8%
% of FP17s for Band 1 Urgent Courses	708	9,181	7.7%	9.8%	9.5%	9.1%
% of FP17s Relating to Free Repair or Replacements	65	9,181	0.7%	0.6%	0.6%	0.8%
% of FP17s Relating to Continuations	22	9,181	0.2%	0.9%	0.8%	0.9%
% of Patients satisfied with the dentistry they have received	2	2	N/A	92.2%	92.4%	92.5%
% of Patients satisfied with the time they had to wait for an appointment	2	2	N/A	85.9%	86.3%	87.0%

* This is based on patients treated on this contract for their most recent course of treatment.

Figures in italics indicate the base number of FP17s or Patient Questionnaire responses are less than 100. N/A is shown where the base number of responses is less than 10 during the period. % is calculated as Quantity/Base number*100

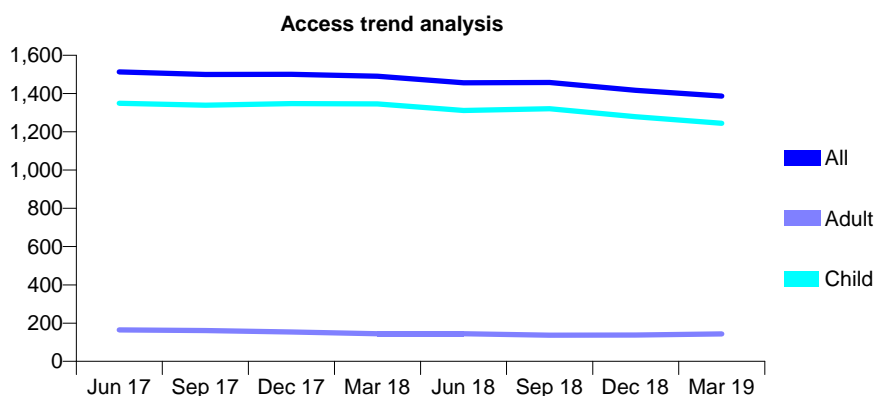
Q70 - Vital Signs At a Glance Contract Report for 188492/0001 - Year end March 2019

Name or company name	Guinea Court Dental Partnership
Contract type name	GDS Contract
Purpose of contract	General and Orthodontic
Contract start date	01/04/2011
Contract end date	

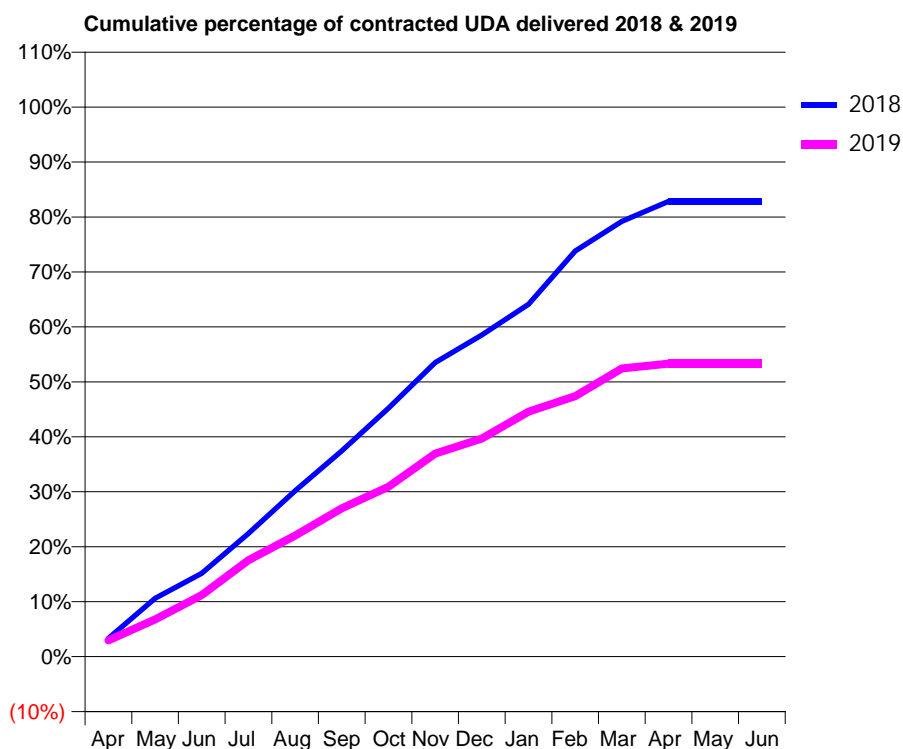
18/19 Contracted general activity (UDA)	3,500
Carry forward general activity (UDA)	0
18/19 Contracted orthodontic activity (UOA)	249
Carry forward orthodontic activity (UOA)	0
Baseline contract value	£103,902.32

ACCESS*

Patients seen in 24 months	Total	Change since previous quarter
Quarter ending March 2018	1,490	
Quarter ending June 2018	1,456	↓
Quarter ending September 2018	1,458	→
Quarter ending December 2018	1,417	↓
Quarter ending March 2019	1,387	↓
Variance since March 2018	(6.9%)	↓



ACTIVITY



Month	Adjusted Scheduled Activity (UDA)	
	2018	2019
April	116	103
May	371	237
June	530	392
July	784	614
August	1,056	772
September	1,310	945
October	1,583	1,082
November	1,873	1,293
December	2,049	1,389
January	2,244	1,560
February	2,583	1,659
March	2,772	1,835
April	2,900	1,866
May	2,900	1,866
June	2,900	1,866

QUALITY

	Quantity	Base Number	Contract	AT	Region	England
% of FP17s for the same patient ID Re-attending within 3 months - Children	116	1,744	6.7%	9.7%	11.3%	11.8%
% of FP17s for the same patient ID Re-attending within 3 months - Adults	0	1	0.0%	14.0%	15.4%	15.7%
% of FP17s for the same patient ID Re-attending between 3 & 9 months - Children	1,240	1,744	71.1%	61.7%	61.3%	58.9%
% of FP17s for the same patient ID Re-attending between 3 & 9 months - Adults	0	1	0.0%	52.7%	52.1%	50.8%
% of FP17s for Band 1 Urgent Courses	41	1,619	2.5%	9.8%	9.5%	9.1%
% of FP17s Relating to Free Repair or Replacements	0	1,619	0.0%	0.6%	0.6%	0.8%
% of FP17s Relating to Continuations	0	1,619	0.0%	0.9%	0.8%	0.9%
% of Patients satisfied with the dentistry they have received	0	0	N/A	92.2%	92.4%	92.5%
% of Patients satisfied with the time they had to wait for an appointment	0	0	N/A	85.9%	86.3%	87.0%

* This is based on patients treated on this contract for their most recent course of treatment. Figures in italics indicate the base number of FP17s or Patient Questionnaire responses are less than 100. N/A is shown where the base number of responses is less than 10 during the period. % is calculated as Quantity/Base number*100

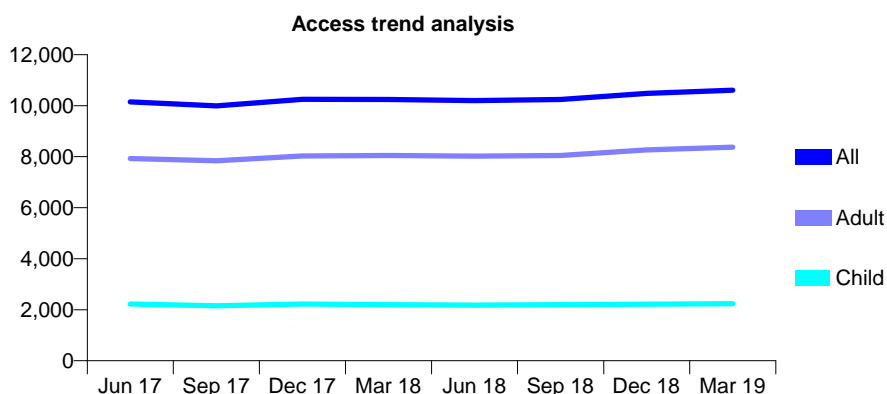
Q70 - Vital Signs At a Glance Contract Report for 188530/0001 - Year end March 2019

Name or company name	Dr Elaine Weaver
Contract type name	GDS Contract
Purpose of contract	General
Contract start date	01/04/2009
Contract end date	

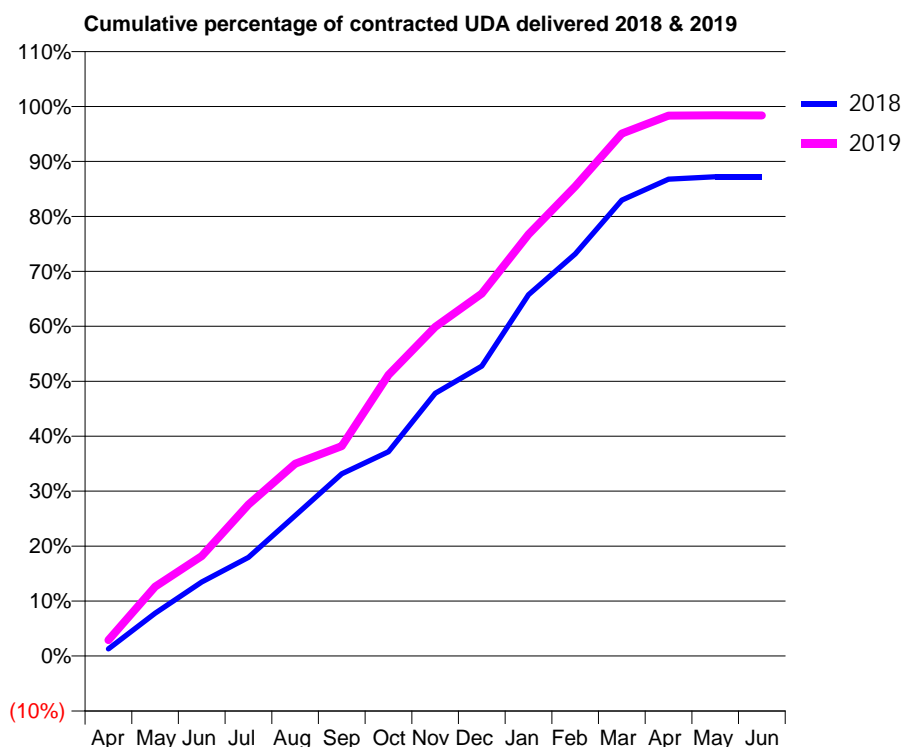
18/19 Contracted general activity (UDA)	26,437
Carry forward general activity (UDA)	0
18/19 Contracted orthodontic activity (UOA)	0
Carry forward orthodontic activity (UOA)	0
Baseline contract value	£846,220.73

ACCESS*

Patients seen in 24 months	Total	Change since previous quarter
Quarter ending March 2018	10,247	
Quarter ending June 2018	10,198	→
Quarter ending September 2018	10,240	→
Quarter ending December 2018	10,481	↑
Quarter ending March 2019	10,605	→
Variance since March 2018	3.5%	↑



ACTIVITY



Month	Adjusted Scheduled Activity (UDA)	
	2018	2019
April	343	770
May	2,064	3,337
June	3,563	4,810
July	4,745	7,293
August	6,760	9,257
September	8,764	10,098
October	9,832	13,520
November	12,636	15,827
December	13,946	17,433
January	17,380	20,281
February	19,349	22,594
March	21,933	25,133
April	22,939	25,999
May	23,056	26,009
June	23,056	26,006

QUALITY

	Quantity	Base Number	Contract	AT	Region	England
% of FP17s for the same patient ID Re-attending within 3 months - Children	158	3,205	4.9%	9.7%	11.3%	11.8%
% of FP17s for the same patient ID Re-attending within 3 months - Adults	1,690	11,752	14.4%	14.0%	15.4%	15.7%
% of FP17s for the same patient ID Re-attending between 3 & 9 months - Children	1,828	3,205	57.0%	61.7%	61.3%	58.9%
% of FP17s for the same patient ID Re-attending between 3 & 9 months - Adults	5,364	11,752	45.6%	52.7%	52.1%	50.8%
% of FP17s for Band 1 Urgent Courses	1,568	14,878	10.5%	9.8%	9.5%	9.1%
% of FP17s Relating to Free Repair or Replacements	151	14,878	1.0%	0.6%	0.6%	0.8%
% of FP17s Relating to Continuations	88	14,878	0.6%	0.9%	0.8%	0.9%
% of Patients satisfied with the dentistry they have received	11	13	84.6%	92.2%	92.4%	92.5%
% of Patients satisfied with the time they had to wait for an appointment	11	13	84.6%	85.9%	86.3%	87.0%

* This is based on patients treated on this contract for their most recent course of treatment. Figures in italics indicate the base number of FP17s or Patient Questionnaire responses are less than 100. N/A is shown where the base number of responses is less than 10 during the period. % is calculated as Quantity/Base number*100

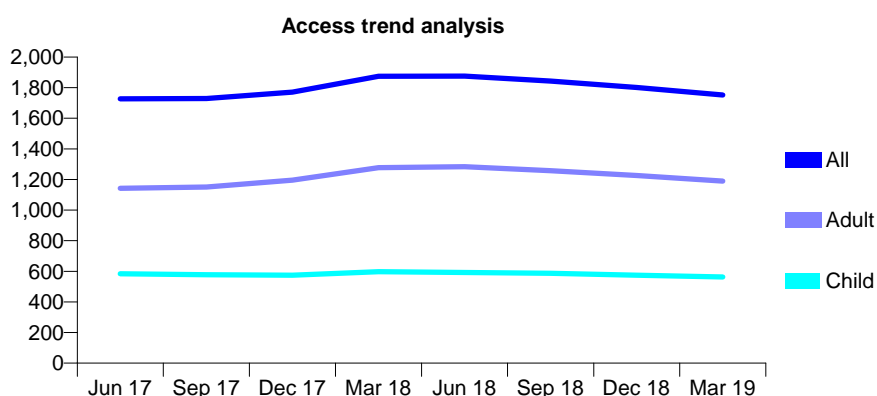
Q70 - Vital Signs At a Glance Contract Report for 190195/0006 - Year end March 2019

Name or company name	Xeon Smiles UK Ltd
Contract type name	GDS Contract
Purpose of contract	General and Orthodontic
Contract start date	09/06/2008
Contract end date	

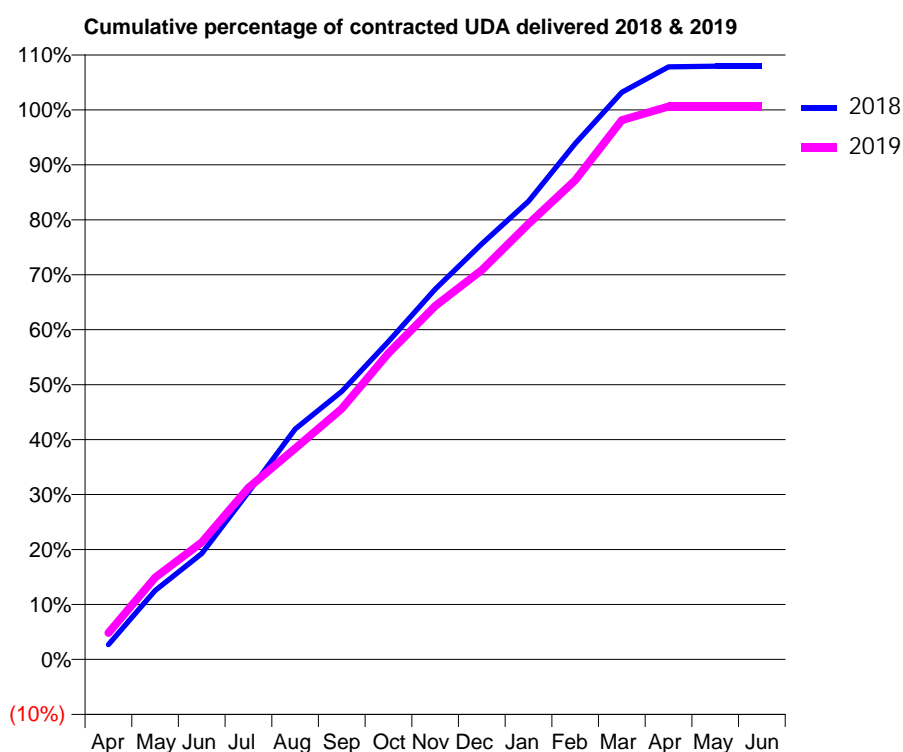
18/19 Contracted general activity (UDA)	4,501
Carry forward general activity (UDA)	0
18/19 Contracted orthodontic activity (UOA)	240
Carry forward orthodontic activity (UOA)	0
Baseline contract value	£121,706.45

ACCESS*

Patients seen in 24 months	Total	Change since previous quarter
Quarter ending March 2018	1,874	
Quarter ending June 2018	1,876	→
Quarter ending September 2018	1,844	↓
Quarter ending December 2018	1,802	↓
Quarter ending March 2019	1,752	↓
Variance since March 2018	(6.5%)	↓



ACTIVITY



Month	Adjusted Scheduled Activity (UDA)	
	2018	2019
April	121	217
May	564	671
June	867	958
July	1,370	1,407
August	1,887	1,728
September	2,195	2,054
October	2,605	2,509
November	3,032	2,895
December	3,403	3,189
January	3,753	3,567
February	4,225	3,925
March	4,645	4,417
April	4,854	4,528
May	4,858	4,528
June	4,858	4,528

QUALITY

	Quantity	Base Number	Contract	AT	Region	England
% of FP17s for the same patient ID Re-attending within 3 months - Children	59	918	6.4%	9.7%	11.3%	11.8%
% of FP17s for the same patient ID Re-attending within 3 months - Adults	210	1,763	11.9%	14.0%	15.4%	15.7%
% of FP17s for the same patient ID Re-attending between 3 & 9 months - Children	621	918	67.6%	61.7%	61.3%	58.9%
% of FP17s for the same patient ID Re-attending between 3 & 9 months - Adults	1,188	1,763	67.4%	52.7%	52.1%	50.8%
% of FP17s for Band 1 Urgent Courses	179	2,608	6.9%	9.8%	9.5%	9.1%
% of FP17s Relating to Free Repair or Replacements	19	2,608	0.7%	0.6%	0.6%	0.8%
% of FP17s Relating to Continuations	10	2,608	0.4%	0.9%	0.8%	0.9%
% of Patients satisfied with the dentistry they have received	0	0	N/A	92.2%	92.4%	92.5%
% of Patients satisfied with the time they had to wait for an appointment	0	0	N/A	85.9%	86.3%	87.0%

* This is based on patients treated on this contract for their most recent course of treatment. Figures in italics indicate the base number of FP17s or Patient Questionnaire responses are less than 100. N/A is shown where the base number of responses is less than 10 during the period. % is calculated as Quantity/Base number*100

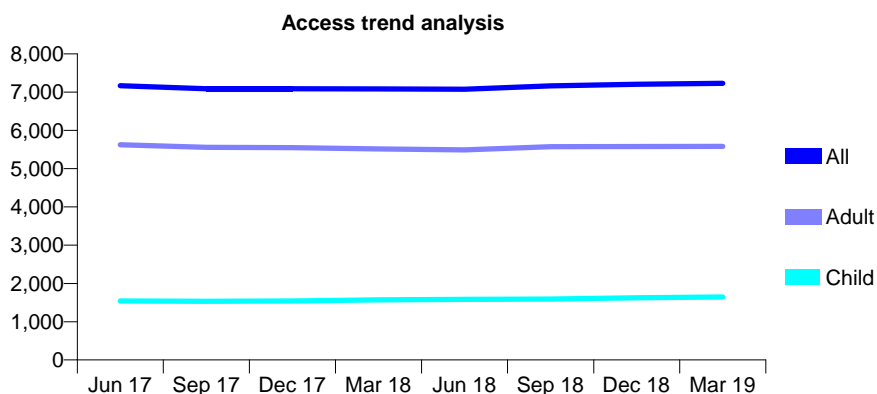
Q70 - Vital Signs At a Glance Contract Report for 190233/0001 - Year end March 2019

Name or company name	Dentalcare Limited
Contract type name	GDS Contract
Purpose of contract	General
Contract start date	13/12/2010
Contract end date	

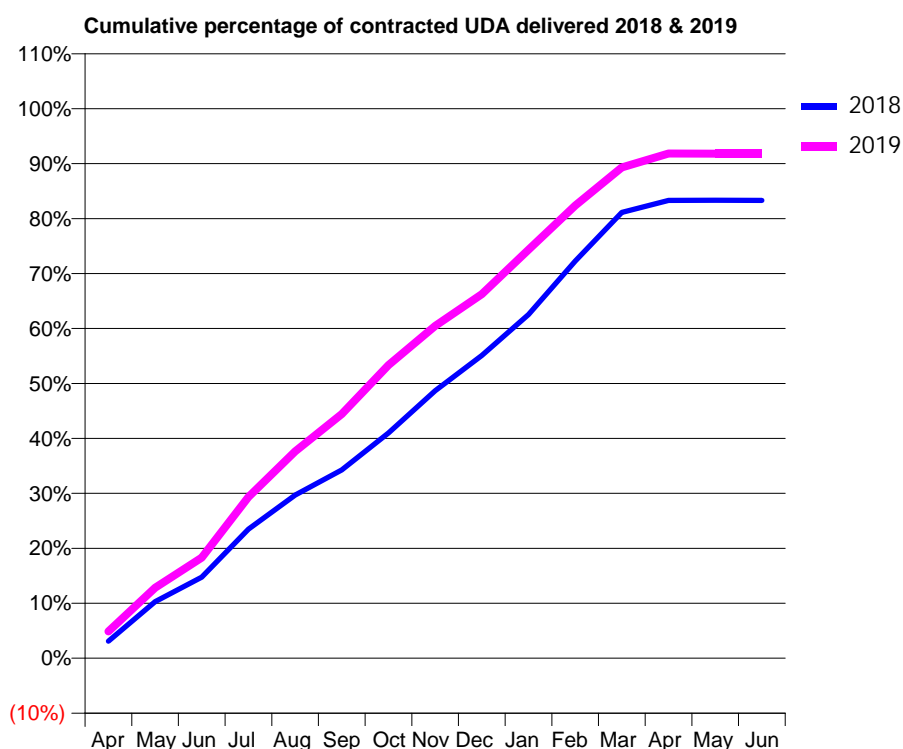
18/19 Contracted general activity (UDA)	19,865
Carry forward general activity (UDA)	0
18/19 Contracted orthodontic activity (UOA)	0
Carry forward orthodontic activity (UOA)	0
Baseline contract value	£492,842.92

ACCESS*

Patients seen in 24 months	Total	Change since previous quarter
Quarter ending March 2018	7,086	
Quarter ending June 2018	7,074	→
Quarter ending September 2018	7,164	→
Quarter ending December 2018	7,207	→
Quarter ending March 2019	7,230	→
Variance since March 2018	2.0%	↑



ACTIVITY



Adjusted Scheduled Activity (UDA)		
Month	2018	2019
April	617	971
May	2,047	2,549
June	2,927	3,637
July	4,664	5,833
August	5,896	7,479
September	6,803	8,824
October	8,142	10,591
November	9,674	12,011
December	10,945	13,157
January	12,426	14,768
February	14,356	16,366
March	16,115	17,742
April	16,548	18,242
May	16,550	18,240
June	16,549	18,240

QUALITY

	Quantity	Base Number	Contract	AT	Region	England
% of FP17s for the same patient ID Re-attending within 3 months - Children	133	2,528	5.3%	9.7%	11.3%	11.8%
% of FP17s for the same patient ID Re-attending within 3 months - Adults	882	7,638	11.5%	14.0%	15.4%	15.7%
% of FP17s for the same patient ID Re-attending between 3 & 9 months - Children	1,732	2,528	68.5%	61.7%	61.3%	58.9%
% of FP17s for the same patient ID Re-attending between 3 & 9 months - Adults	4,343	7,638	56.9%	52.7%	52.1%	50.8%
% of FP17s for Band 1 Urgent Courses	876	10,291	8.5%	9.8%	9.5%	9.1%
% of FP17s Relating to Free Repair or Replacements	82	10,291	0.8%	0.6%	0.6%	0.8%
% of FP17s Relating to Continuations	0	10,291	0.0%	0.9%	0.8%	0.9%
% of Patients satisfied with the dentistry they have received	2	2	N/A	92.2%	92.4%	92.5%
% of Patients satisfied with the time they had to wait for an appointment	2	2	N/A	85.9%	86.3%	87.0%

* This is based on patients treated on this contract for their most recent course of treatment.

Figures in italics indicate the base number of FP17s or Patient Questionnaire responses are less than 100. N/A is shown where the base number of responses is less than 10 during the period. % is calculated as Quantity/Base number*100

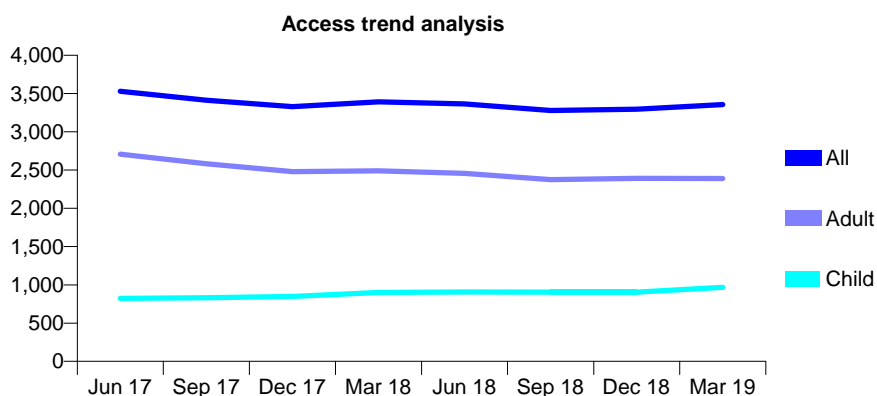
Q70 - Vital Signs At a Glance Contract Report for 190543/0001 - Year end March 2019

Name or company name	University of Portsmouth Services Limited
Contract type name	PDS Plus Contract
Purpose of contract	General
Contract start date	01/09/2010
Contract end date	28/02/2023

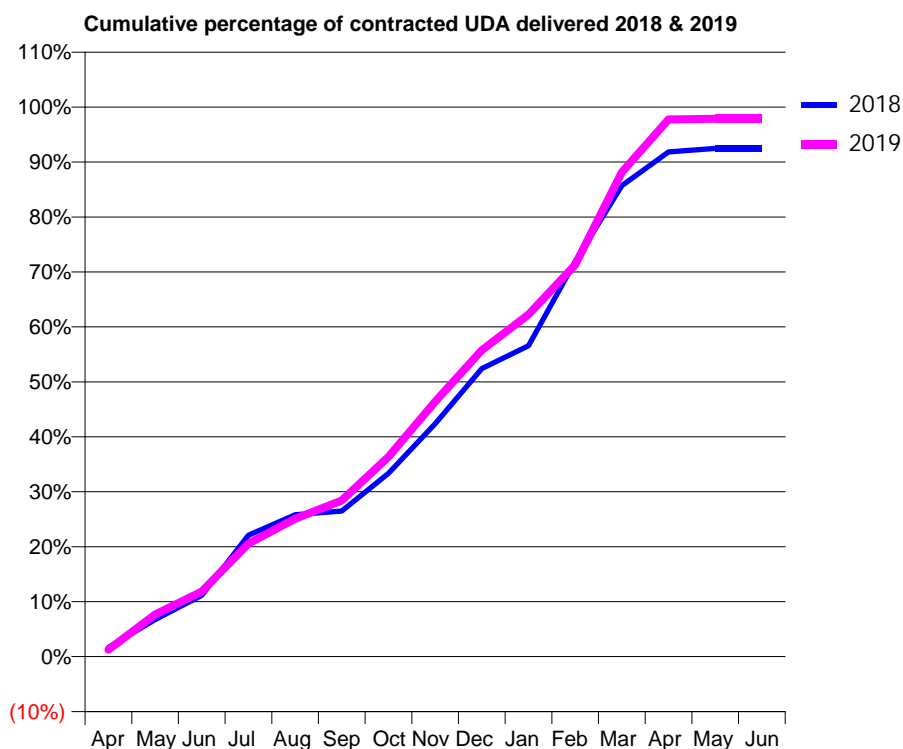
18/19 Contracted general activity (UDA)	10,000
Carry forward general activity (UDA)	0
18/19 Contracted orthodontic activity (UOA)	0
Carry forward orthodontic activity (UOA)	0
Baseline contract value	£0.00

ACCESS*

Patients seen in 24 months	Total	Change since previous quarter
Quarter ending March 2018	3,391	
Quarter ending June 2018	3,364	→
Quarter ending September 2018	3,278	↓
Quarter ending December 2018	3,295	→
Quarter ending March 2019	3,356	→
Variance since March 2018	(1.0%)	↓



ACTIVITY



Month	Adjusted Scheduled Activity (UDA)	
	2018	2019
April	182	128
May	727	767
June	1,198	1,182
July	2,371	2,059
August	2,773	2,510
September	2,842	2,840
October	3,579	3,637
November	4,550	4,640
December	5,624	5,574
January	6,073	6,226
February	7,722	7,131
March	9,199	8,815
April	9,857	9,777
May	9,924	9,786
June	9,925	9,786

QUALITY

	Quantity	Base Number	Contract	AT	Region	England
% of FP17s for the same patient ID Re-attending within 3 months - Children	96	1,018	9.4%	9.7%	11.3%	11.8%
% of FP17s for the same patient ID Re-attending within 3 months - Adults	717	2,830	25.3%	14.0%	15.4%	15.7%
% of FP17s for the same patient ID Re-attending between 3 & 9 months - Children	362	1,018	35.6%	61.7%	61.3%	58.9%
% of FP17s for the same patient ID Re-attending between 3 & 9 months - Adults	991	2,830	35.0%	52.7%	52.1%	50.8%
% of FP17s for Band 1 Urgent Courses	853	3,849	22.2%	9.8%	9.5%	9.1%
% of FP17s Relating to Free Repair or Replacements	0	3,849	0.0%	0.6%	0.6%	0.8%
% of FP17s Relating to Continuations	14	3,849	0.4%	0.9%	0.8%	0.9%
% of Patients satisfied with the dentistry they have received	3	3	N/A	92.2%	92.4%	92.5%
% of Patients satisfied with the time they had to wait for an appointment	3	3	N/A	85.9%	86.3%	87.0%

* This is based on patients treated on this contract for their most recent course of treatment. Figures in italics indicate the base number of FP17s or Patient Questionnaire responses are less than 100. N/A is shown where the base number of responses is less than 10 during the period. % is calculated as Quantity/Base number*100

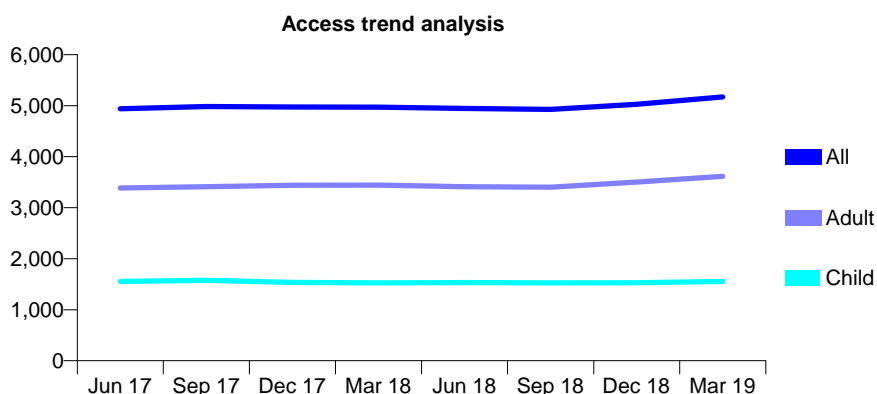
Q70 - Vital Signs At a Glance Contract Report for 190985/0001 - Year end March 2019

Name or company name	Miss P Kotecha
Contract type name	GDS Contract
Purpose of contract	General
Contract start date	01/12/2013
Contract end date	

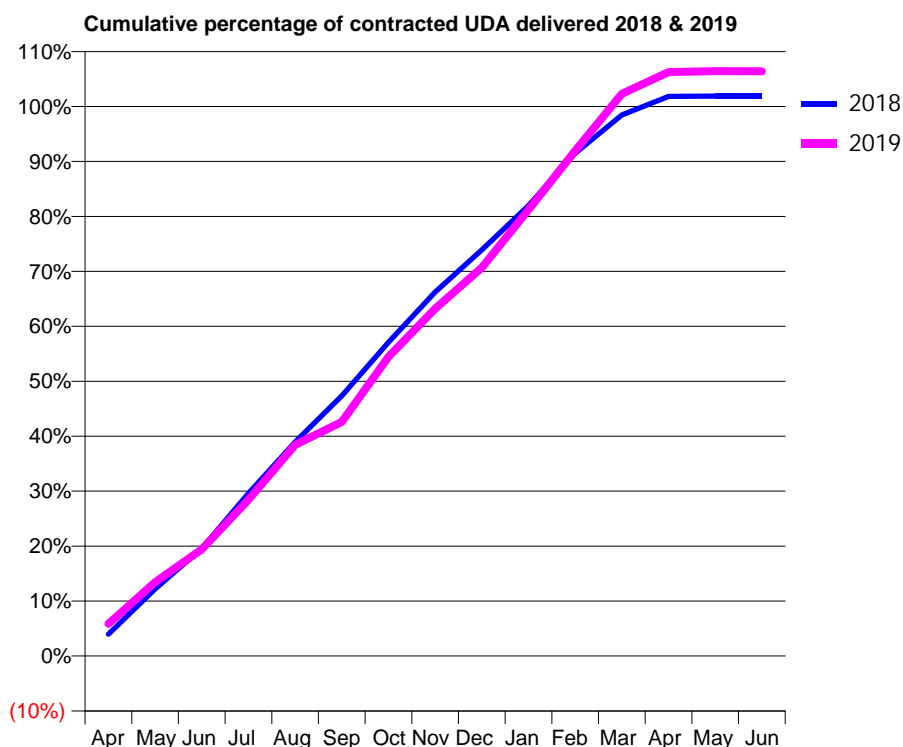
18/19 Contracted general activity (UDA)	12,555
Carry forward general activity (UDA)	0
18/19 Contracted orthodontic activity (UOA)	0
Carry forward orthodontic activity (UOA)	0
Baseline contract value	£339,011.78

ACCESS*

Patients seen in 24 months	Total	Change since previous quarter
Quarter ending March 2018	4,970	
Quarter ending June 2018	4,946	→
Quarter ending September 2018	4,927	→
Quarter ending December 2018	5,030	↑
Quarter ending March 2019	5,172	↑
Variance since March 2018	4.1%	↑



ACTIVITY



Month	Adjusted Scheduled Activity (UDA)	
	2018	2019
April	499	735
May	1,534	1,688
June	2,453	2,438
July	3,717	3,569
August	4,891	4,824
September	5,944	5,349
October	7,167	6,834
November	8,316	7,936
December	9,279	8,870
January	10,292	10,197
February	11,488	11,547
March	12,360	12,844
April	12,787	13,339
May	12,793	13,363
June	12,792	13,360

QUALITY

	Quantity	Base Number	Contract	AT	Region	England
% of FP17s for the same patient ID Re-attending within 3 months - Children	112	2,532	4.4%	9.7%	11.3%	11.8%
% of FP17s for the same patient ID Re-attending within 3 months - Adults	354	4,844	7.3%	14.0%	15.4%	15.7%
% of FP17s for the same patient ID Re-attending between 3 & 9 months - Children	1,723	2,532	68.0%	61.7%	61.3%	58.9%
% of FP17s for the same patient ID Re-attending between 3 & 9 months - Adults	2,916	4,844	60.2%	52.7%	52.1%	50.8%
% of FP17s for Band 1 Urgent Courses	273	7,401	3.7%	9.8%	9.5%	9.1%
% of FP17s Relating to Free Repair or Replacements	19	7,401	0.3%	0.6%	0.6%	0.8%
% of FP17s Relating to Continuations	10	7,401	0.1%	0.9%	0.8%	0.9%
% of Patients satisfied with the dentistry they have received	1	1	N/A	92.2%	92.4%	92.5%
% of Patients satisfied with the time they had to wait for an appointment	1	1	N/A	85.9%	86.3%	87.0%

* This is based on patients treated on this contract for their most recent course of treatment. Figures in italics indicate the base number of FP17s or Patient Questionnaire responses are less than 100. N/A is shown where the base number of responses is less than 10 during the period. % is calculated as Quantity/Base number*100

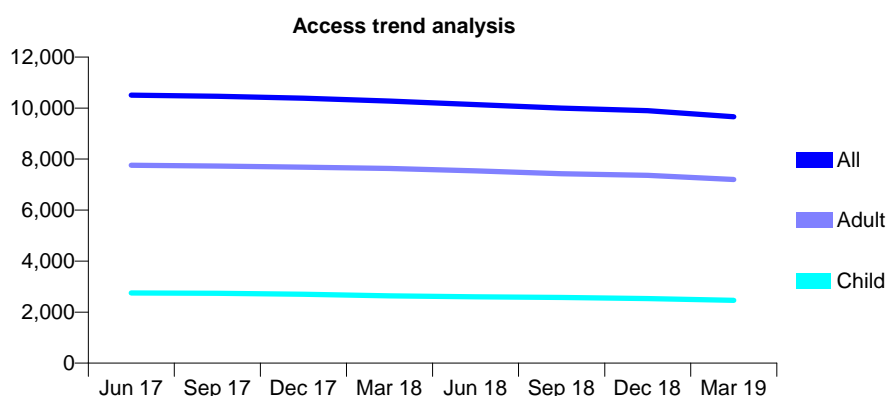
Q70 - Vital Signs At a Glance Contract Report for 191183/0001 - Year end March 2019

Name or company name	SCA Healthcare
Contract type name	GDS Contract
Purpose of contract	General
Contract start date	13/09/2008
Contract end date	

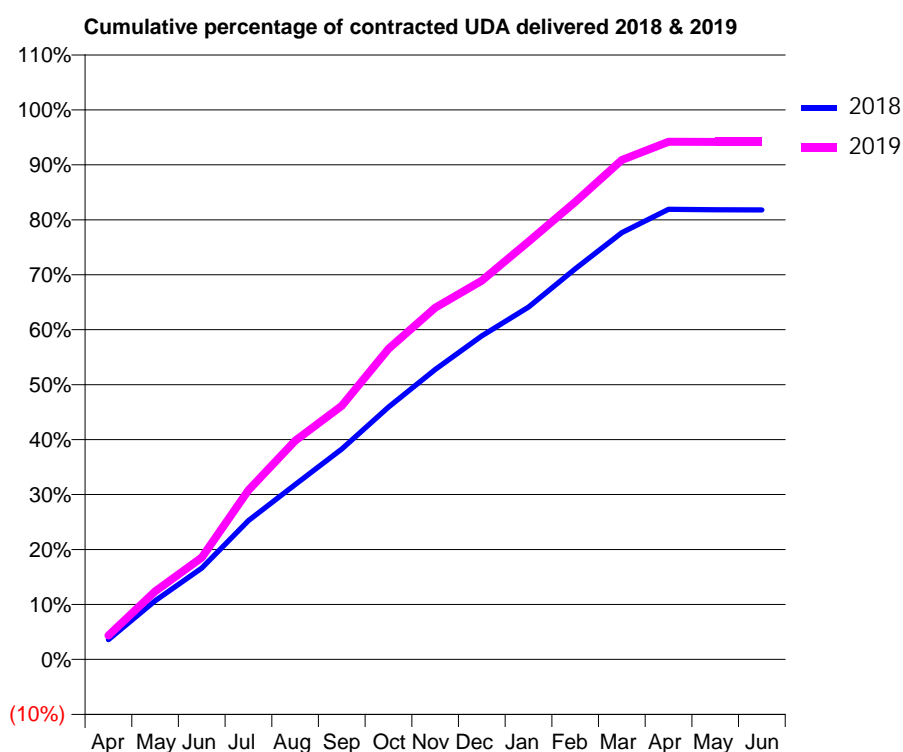
18/19 Contracted general activity (UDA)	26,600
Carry forward general activity (UDA)	0
18/19 Contracted orthodontic activity (UOA)	0
Carry forward orthodontic activity (UOA)	0
Baseline contract value	£816,318.62

ACCESS*

Patients seen in 24 months	Total	Change since previous quarter
Quarter ending March 2018	10,271	
Quarter ending June 2018	10,136	↓
Quarter ending September 2018	10,002	↓
Quarter ending December 2018	9,900	↓
Quarter ending March 2019	9,661	↓
Variance since March 2018	(5.9%)	↓



ACTIVITY



Month	Adjusted Scheduled Activity (UDA)	
	2018	2019
April	1,300	1,156
May	3,861	3,298
June	6,001	4,926
July	9,124	8,194
August	11,490	10,591
September	13,829	12,276
October	16,580	15,031
November	19,053	17,026
December	21,259	18,337
January	23,154	20,221
February	25,662	22,146
March	28,037	24,172
April	29,583	25,053
May	29,545	25,050
June	29,540	25,048

QUALITY

	Quantity	Base Number	Contract	AT	Region	England
% of FP17s for the same patient ID Re-attending within 3 months - Children	313	3,727	8.4%	9.7%	11.3%	11.8%
% of FP17s for the same patient ID Re-attending within 3 months - Adults	1,260	9,924	12.7%	14.0%	15.4%	15.7%
% of FP17s for the same patient ID Re-attending between 3 & 9 months - Children	2,297	3,727	61.6%	61.7%	61.3%	58.9%
% of FP17s for the same patient ID Re-attending between 3 & 9 months - Adults	6,053	9,924	61.0%	52.7%	52.1%	50.8%
% of FP17s for Band 1 Urgent Courses	931	13,472	6.9%	9.8%	9.5%	9.1%
% of FP17s Relating to Free Repair or Replacements	140	13,472	1.0%	0.6%	0.6%	0.8%
% of FP17s Relating to Continuations	98	13,472	0.7%	0.9%	0.8%	0.9%
% of Patients satisfied with the dentistry they have received	0	0	N/A	92.2%	92.4%	92.5%
% of Patients satisfied with the time they had to wait for an appointment	0	0	N/A	85.9%	86.3%	87.0%

* This is based on patients treated on this contract for their most recent course of treatment. Figures in italics indicate the base number of FP17s or Patient Questionnaire responses are less than 100. N/A is shown where the base number of responses is less than 10 during the period. % is calculated as Quantity/Base number*100

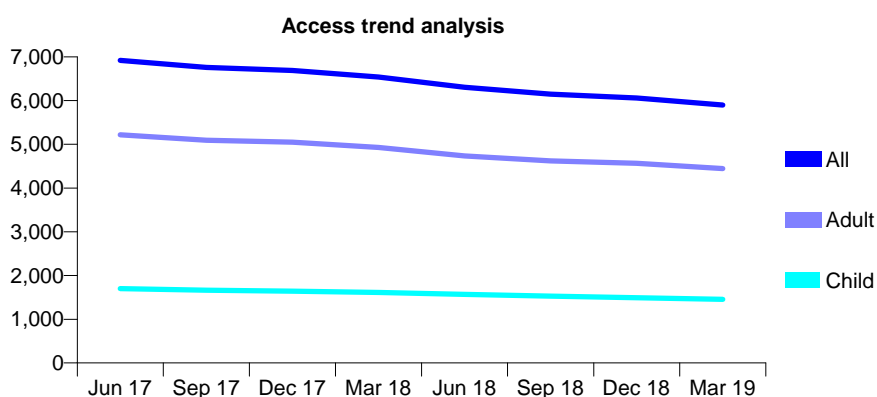
Q70 - Vital Signs At a Glance Contract Report for 191183/0002 - Year end March 2019

Name or company name	SCA Healthcare
Contract type name	GDS Contract
Purpose of contract	General
Contract start date	01/10/2008
Contract end date	

18/19 Contracted general activity (UDA)	18,400
Carry forward general activity (UDA)	0
18/19 Contracted orthodontic activity (UOA)	0
Carry forward orthodontic activity (UOA)	0
Baseline contract value	£438,161.12

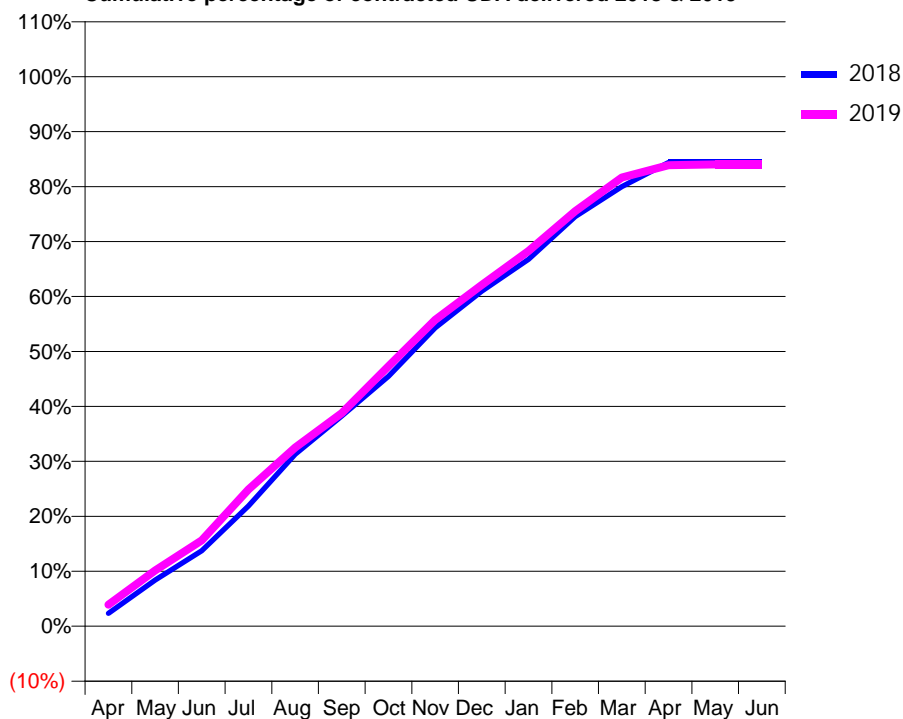
ACCESS*

Patients seen in 24 months	Total	Change since previous quarter
Quarter ending March 2018	6,537	
Quarter ending June 2018	6,305	↓
Quarter ending September 2018	6,148	↓
Quarter ending December 2018	6,059	↓
Quarter ending March 2019	5,898	↓
Variance since March 2018	(9.8%)	↓



ACTIVITY

Cumulative percentage of contracted UDA delivered 2018 & 2019



Adjusted Scheduled Activity (UDA)

Month	2018	2019
April	493	723
May	1,768	1,867
June	2,885	2,871
July	4,595	4,580
August	6,572	5,981
September	8,032	7,137
October	9,550	8,704
November	11,402	10,259
December	12,805	11,430
January	14,019	12,563
February	15,654	13,900
March	16,796	15,025
April	17,720	15,434
May	17,720	15,459
June	17,720	15,460

QUALITY

	Quantity	Base Number	Contract	AT	Region	England
% of FP17s for the same patient ID Re-attending within 3 months - Children	197	2,225	8.9%	9.7%	11.3%	11.8%
% of FP17s for the same patient ID Re-attending within 3 months - Adults	904	6,241	14.5%	14.0%	15.4%	15.7%
% of FP17s for the same patient ID Re-attending between 3 & 9 months - Children	1,406	2,225	63.2%	61.7%	61.3%	58.9%
% of FP17s for the same patient ID Re-attending between 3 & 9 months - Adults	3,449	6,241	55.3%	52.7%	52.1%	50.8%
% of FP17s for Band 1 Urgent Courses	1,076	8,332	12.9%	9.8%	9.5%	9.1%
% of FP17s Relating to Free Repair or Replacements	37	8,332	0.4%	0.6%	0.6%	0.8%
% of FP17s Relating to Continuations	33	8,332	0.4%	0.9%	0.8%	0.9%
% of Patients satisfied with the dentistry they have received	2	2	N/A	92.2%	92.4%	92.5%
% of Patients satisfied with the time they had to wait for an appointment	2	2	N/A	85.9%	86.3%	87.0%

* This is based on patients treated on this contract for their most recent course of treatment.

Figures in italics indicate the base number of FP17s or Patient Questionnaire responses are less than 100. N/A is shown where the base number of responses is less than 10 during the period. % is calculated as Quantity/Base number*100

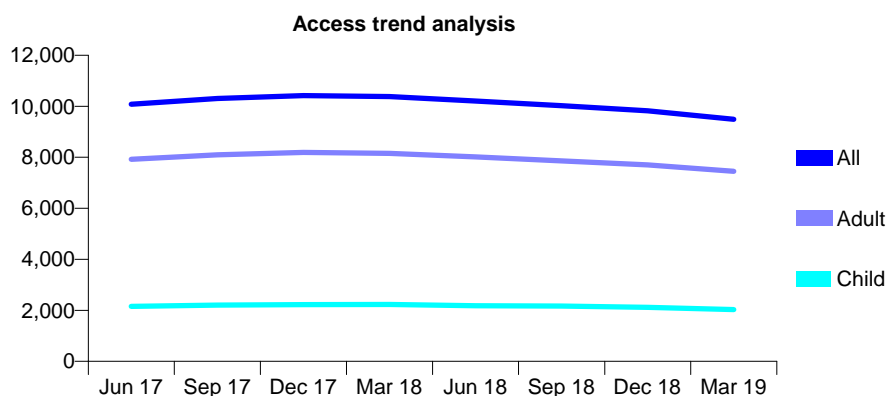
Q70 - Vital Signs At a Glance Contract Report for 191183/0003 - Year end March 2019

Name or company name	SCA Healthcare
Contract type name	GDS Contract
Purpose of contract	General
Contract start date	01/10/2008
Contract end date	

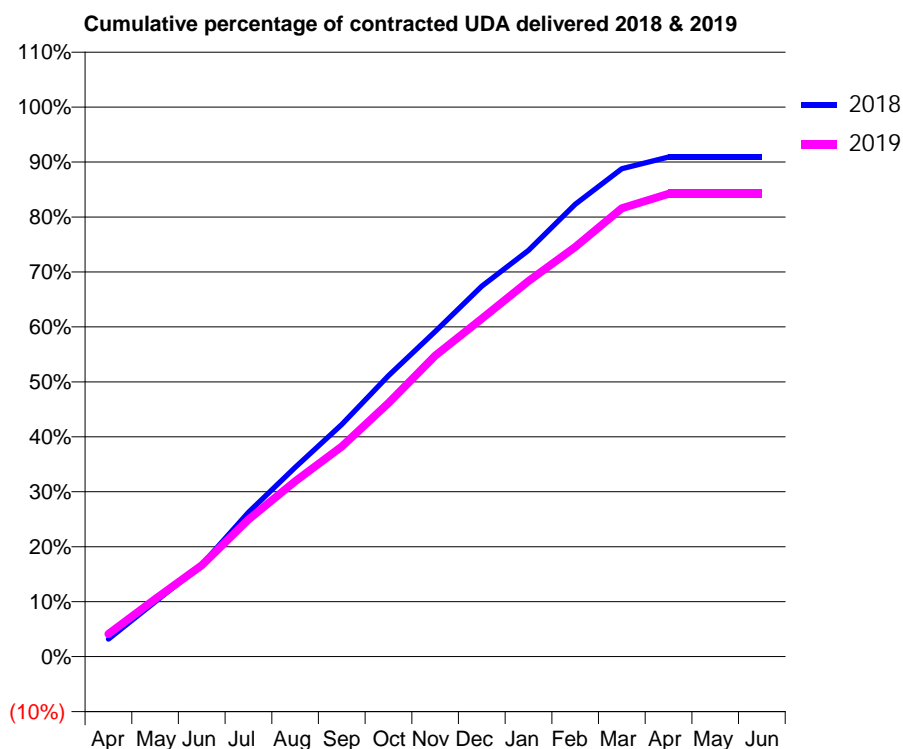
18/19 Contracted general activity (UDA)	22,000
Carry forward general activity (UDA)	0
18/19 Contracted orthodontic activity (UOA)	0
Carry forward orthodontic activity (UOA)	0
Baseline contract value	£616,253.66

ACCESS*

Patients seen in 24 months	Total	Change since previous quarter
Quarter ending March 2018	10,382	
Quarter ending June 2018	10,203	↓
Quarter ending September 2018	10,023	↓
Quarter ending December 2018	9,823	↓
Quarter ending March 2019	9,485	↓
Variance since March 2018	(8.6%)	↓



ACTIVITY



Month	Adjusted Scheduled Activity (UDA)	
	2018	2019
April	957	908
May	2,995	2,301
June	5,022	3,655
July	7,880	5,492
August	10,331	7,020
September	12,671	8,413
October	15,333	10,150
November	17,752	12,047
December	20,222	13,526
January	22,181	15,030
February	24,690	16,399
March	26,637	17,953
April	27,268	18,530
May	27,271	18,530
June	27,272	18,529

QUALITY

	Quantity	Base Number	Contract	AT	Region	England
% of FP17s for the same patient ID Re-attending within 3 months - Children	152	2,890	5.3%	9.7%	11.3%	11.8%
% of FP17s for the same patient ID Re-attending within 3 months - Adults	881	9,051	9.7%	14.0%	15.4%	15.7%
% of FP17s for the same patient ID Re-attending between 3 & 9 months - Children	1,887	2,890	65.3%	61.7%	61.3%	58.9%
% of FP17s for the same patient ID Re-attending between 3 & 9 months - Adults	5,031	9,051	55.6%	52.7%	52.1%	50.8%
% of FP17s for Band 1 Urgent Courses	648	10,632	6.1%	9.8%	9.5%	9.1%
% of FP17s Relating to Free Repair or Replacements	34	10,632	0.3%	0.6%	0.6%	0.8%
% of FP17s Relating to Continuations	20	10,632	0.2%	0.9%	0.8%	0.9%
% of Patients satisfied with the dentistry they have received	7	7	N/A	92.2%	92.4%	92.5%
% of Patients satisfied with the time they had to wait for an appointment	6	7	N/A	85.9%	86.3%	87.0%

* This is based on patients treated on this contract for their most recent course of treatment. Figures in italics indicate the base number of FP17s or Patient Questionnaire responses are less than 100. N/A is shown where the base number of responses is less than 10 during the period. % is calculated as Quantity/Base number*100

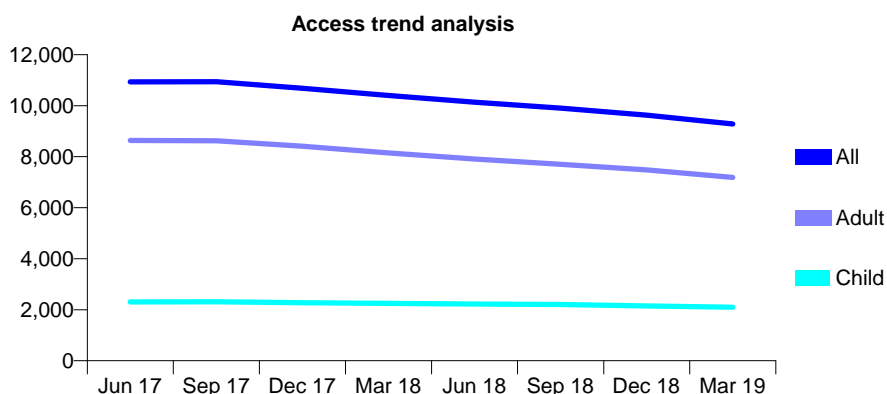
Q70 - Vital Signs At a Glance Contract Report for 191183/0004 - Year end March 2019

Name or company name	SCA Healthcare
Contract type name	GDS Contract
Purpose of contract	General
Contract start date	01/04/2011
Contract end date	

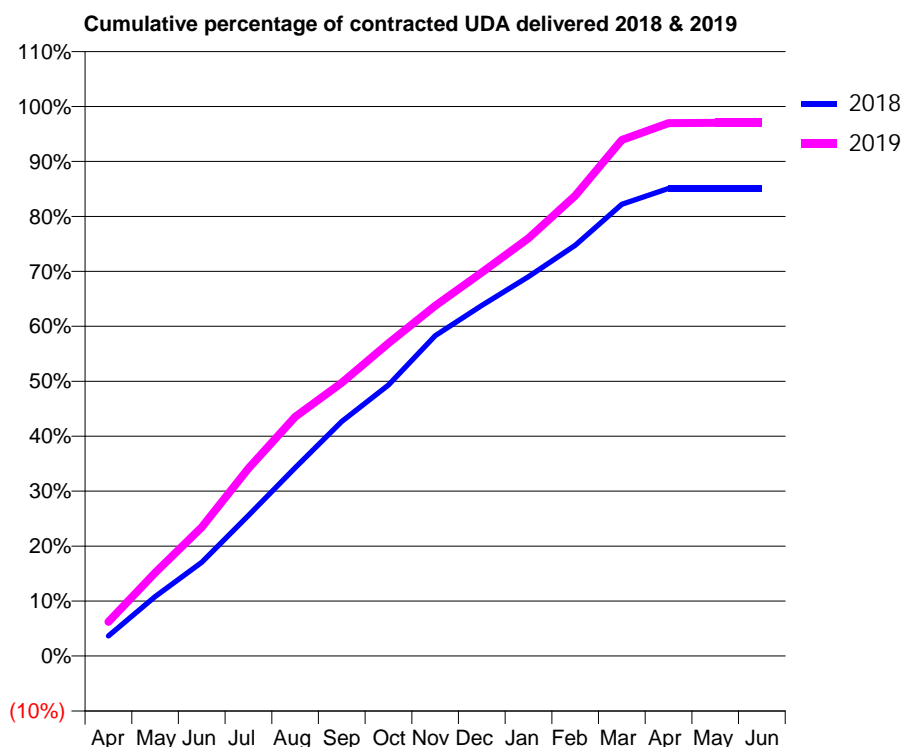
18/19 Contracted general activity (UDA)	21,000
Carry forward general activity (UDA)	0
18/19 Contracted orthodontic activity (UOA)	0
Carry forward orthodontic activity (UOA)	0
Baseline contract value	£548,182.54

ACCESS*

Patients seen in 24 months	Total	Change since previous quarter
Quarter ending March 2018	10,400	
Quarter ending June 2018	10,137	↓
Quarter ending September 2018	9,908	↓
Quarter ending December 2018	9,628	↓
Quarter ending March 2019	9,283	↓
Variance since March 2018	(10.7%)	↓



ACTIVITY



Month	Adjusted Scheduled Activity (UDA)	
	2018	2019
April	1,094	1,308
May	3,244	3,182
June	5,117	4,922
July	7,676	7,173
August	10,278	9,142
September	12,801	10,442
October	14,799	11,954
November	17,493	13,384
December	19,135	14,655
January	20,709	15,964
February	22,422	17,595
March	24,664	19,719
April	25,520	20,362
May	25,522	20,373
June	25,522	20,374

QUALITY

	Quantity	Base Number	Contract	AT	Region	England
% of FP17s for the same patient ID Re-attending within 3 months - Children	176	3,043	5.8%	9.7%	11.3%	11.8%
% of FP17s for the same patient ID Re-attending within 3 months - Adults	1,071	9,926	10.8%	14.0%	15.4%	15.7%
% of FP17s for the same patient ID Re-attending between 3 & 9 months - Children	1,930	3,043	63.4%	61.7%	61.3%	58.9%
% of FP17s for the same patient ID Re-attending between 3 & 9 months - Adults	6,502	9,926	65.5%	52.7%	52.1%	50.8%
% of FP17s for Band 1 Urgent Courses	1,449	12,883	11.2%	9.8%	9.5%	9.1%
% of FP17s Relating to Free Repair or Replacements	59	12,883	0.5%	0.6%	0.6%	0.8%
% of FP17s Relating to Continuations	15	12,883	0.1%	0.9%	0.8%	0.9%
% of Patients satisfied with the dentistry they have received	2	2	N/A	92.2%	92.4%	92.5%
% of Patients satisfied with the time they had to wait for an appointment	1	2	N/A	85.9%	86.3%	87.0%

* This is based on patients treated on this contract for their most recent course of treatment. Figures in italics indicate the base number of FP17s or Patient Questionnaire responses are less than 100. N/A is shown where the base number of responses is less than 10 during the period. % is calculated as Quantity/Base number*100

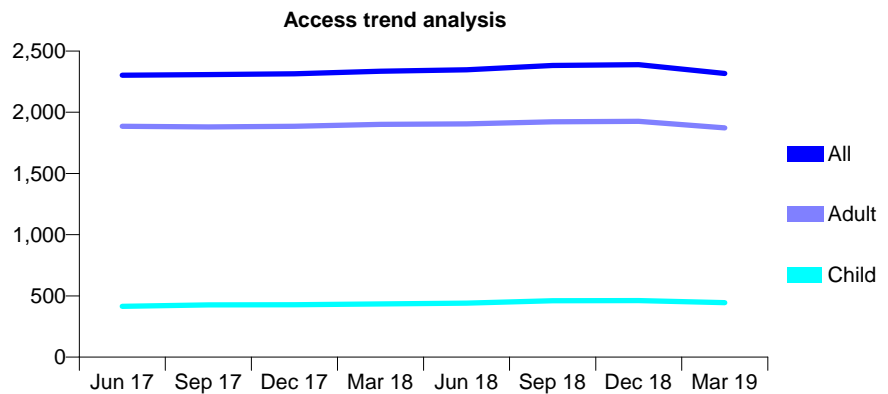
Q70 - Vital Signs At a Glance Contract Report for 191302/0001 - Year end March 2019

Name or company name	Mr M C Omar
Contract type name	GDS Contract
Purpose of contract	General
Contract start date	01/10/2013
Contract end date	

18/19 Contracted general activity (UDA)	8,401
Carry forward general activity (UDA)	0
18/19 Contracted orthodontic activity (UOA)	0
Carry forward orthodontic activity (UOA)	0
Baseline contract value	£192,809.08

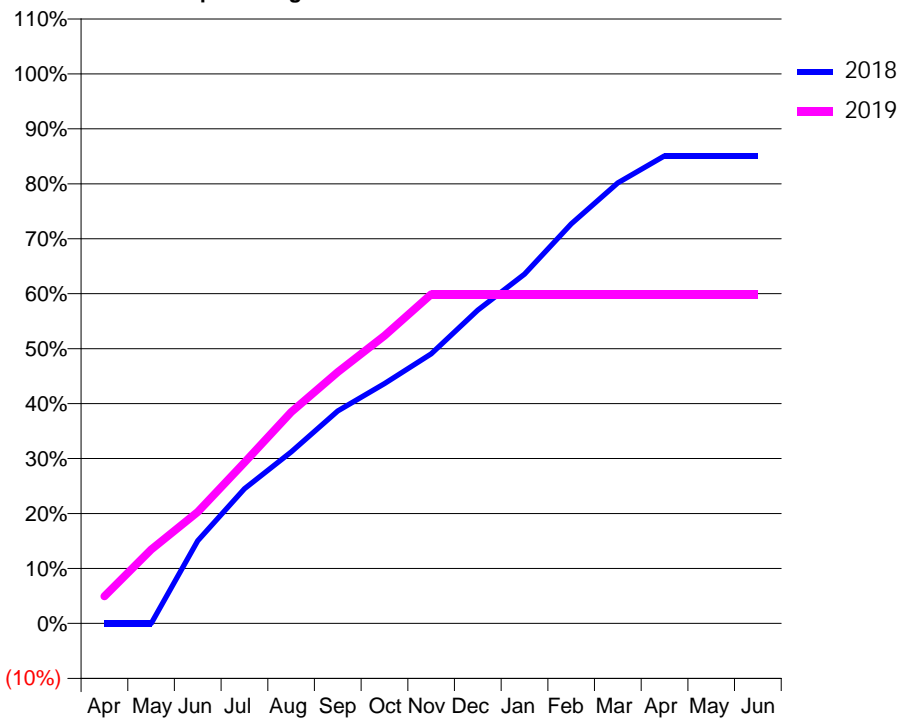
ACCESS*

Patients seen in 24 months	Total	Change since previous quarter
Quarter ending March 2018	2,335	
Quarter ending June 2018	2,347	→
Quarter ending September 2018	2,383	→
Quarter ending December 2018	2,389	→
Quarter ending March 2019	2,318	↓
Variance since March 2018	(0.7%)	→



ACTIVITY

Cumulative percentage of contracted UDA delivered 2018 & 2019



Month	Adjusted Scheduled Activity (UDA)	
	2018	2019
April	-4	416
May	-4	1,130
June	1,264	1,704
July	2,060	2,460
August	2,621	3,229
September	3,248	3,841
October	3,667	4,398
November	4,120	5,030
December	4,789	5,030
January	5,341	5,030
February	6,108	5,030
March	6,735	5,030
April	7,146	5,030
May	7,149	5,030
June	7,149	5,030

QUALITY

	Quantity	Base Number	Contract	AT	Region	England
% of FP17s for the same patient ID Re-attending within 3 months - Children	23	535	4.3%	9.7%	11.3%	11.8%
% of FP17s for the same patient ID Re-attending within 3 months - Adults	183	2,000	9.2%	14.0%	15.4%	15.7%
% of FP17s for the same patient ID Re-attending between 3 & 9 months - Children	356	535	66.5%	61.7%	61.3%	58.9%
% of FP17s for the same patient ID Re-attending between 3 & 9 months - Adults	1,131	2,000	56.6%	52.7%	52.1%	50.8%
% of FP17s for Band 1 Urgent Courses	111	2,399	4.6%	9.8%	9.5%	9.1%
% of FP17s Relating to Free Repair or Replacements	6	2,399	0.3%	0.6%	0.6%	0.8%
% of FP17s Relating to Continuations	6	2,399	0.3%	0.9%	0.8%	0.9%
% of Patients satisfied with the dentistry they have received	1	1	N/A	92.2%	92.4%	92.5%
% of Patients satisfied with the time they had to wait for an appointment	1	1	N/A	85.9%	86.3%	87.0%

* This is based on patients treated on this contract for their most recent course of treatment. Figures in italics indicate the base number of FP17s or Patient Questionnaire responses are less than 100. N/A is shown where the base number of responses is less than 10 during the period. % is calculated as Quantity/Base number*100

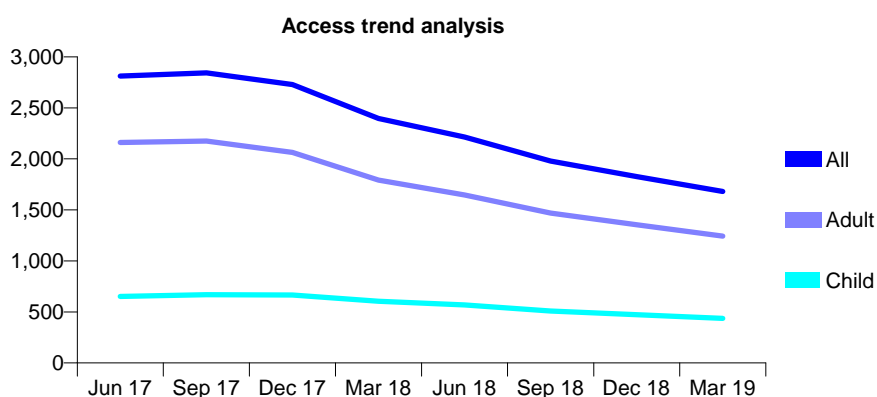
Q70 - Vital Signs At a Glance Contract Report for 192317/0001 - Year end March 2019

Name or company name	Smile Care Dorset Limited
Contract type name	GDS Contract
Purpose of contract	General
Contract start date	01/01/2013
Contract end date	

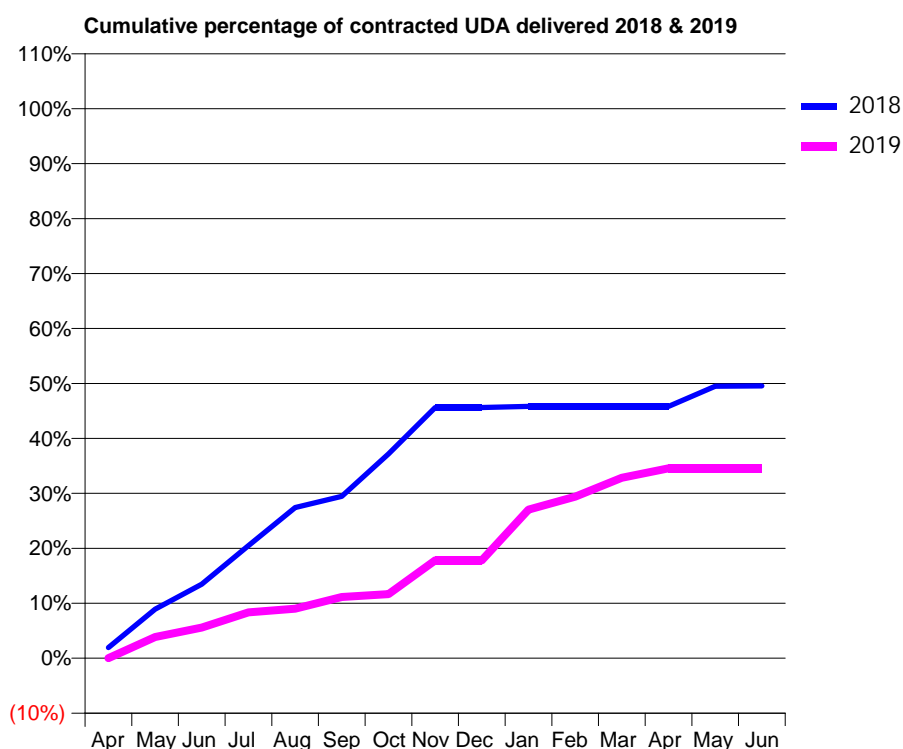
18/19 Contracted general activity (UDA)	9,883
Carry forward general activity (UDA)	0
18/19 Contracted orthodontic activity (UOA)	0
Carry forward orthodontic activity (UOA)	0
Baseline contract value	£232,929.01

ACCESS*

Patients seen in 24 months	Total	Change since previous quarter
Quarter ending March 2018	2,397	
Quarter ending June 2018	2,214	↓
Quarter ending September 2018	1,978	↓
Quarter ending December 2018	1,827	↓
Quarter ending March 2019	1,680	↓
Variance since March 2018	(29.9%)	↓



ACTIVITY



Adjusted Scheduled Activity (UDA)		
Month	2018	2019
April	194	0
May	883	383
June	1,332	552
July	2,026	826
August	2,710	892
September	2,909	1,103
October	3,675	1,152
November	4,510	1,761
December	4,510	1,761
January	4,530	2,674
February	4,530	2,904
March	4,530	3,246
April	4,530	3,414
May	4,891	3,414
June	4,895	3,414

QUALITY

	Quantity	Base Number	Contract	AT	Region	England
% of FP17s for the same patient ID Re-attending within 3 months - Children	23	462	5.0%	9.7%	11.3%	11.8%
% of FP17s for the same patient ID Re-attending within 3 months - Adults	117	1,314	8.9%	14.0%	15.4%	15.7%
% of FP17s for the same patient ID Re-attending between 3 & 9 months - Children	159	462	34.4%	61.7%	61.3%	58.9%
% of FP17s for the same patient ID Re-attending between 3 & 9 months - Adults	453	1,314	34.5%	52.7%	52.1%	50.8%
% of FP17s for Band 1 Urgent Courses	171	1,455	11.8%	9.8%	9.5%	9.1%
% of FP17s Relating to Free Repair or Replacements	1	1,455	0.1%	0.6%	0.6%	0.8%
% of FP17s Relating to Continuations	8	1,455	0.5%	0.9%	0.8%	0.9%
% of Patients satisfied with the dentistry they have received	1	1	N/A	92.2%	92.4%	92.5%
% of Patients satisfied with the time they had to wait for an appointment	1	1	N/A	85.9%	86.3%	87.0%

* This is based on patients treated on this contract for their most recent course of treatment.

Figures in italics indicate the base number of FP17s or Patient Questionnaire responses are less than 100. N/A is shown where the base number of responses is less than 10 during the period. % is calculated as Quantity/Base number*100

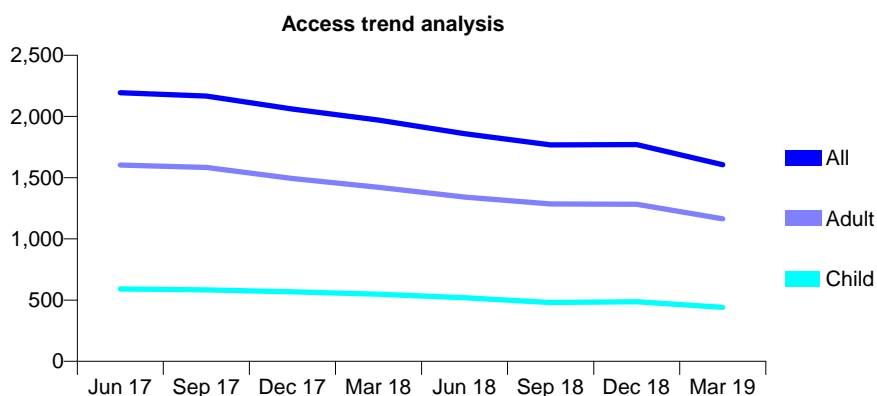
Q70 - Vital Signs At a Glance Contract Report for 192317/0002 - Year end March 2019

Name or company name	Smile Care Dorset Limited
Contract type name	GDS Contract
Purpose of contract	General
Contract start date	01/01/2013
Contract end date	

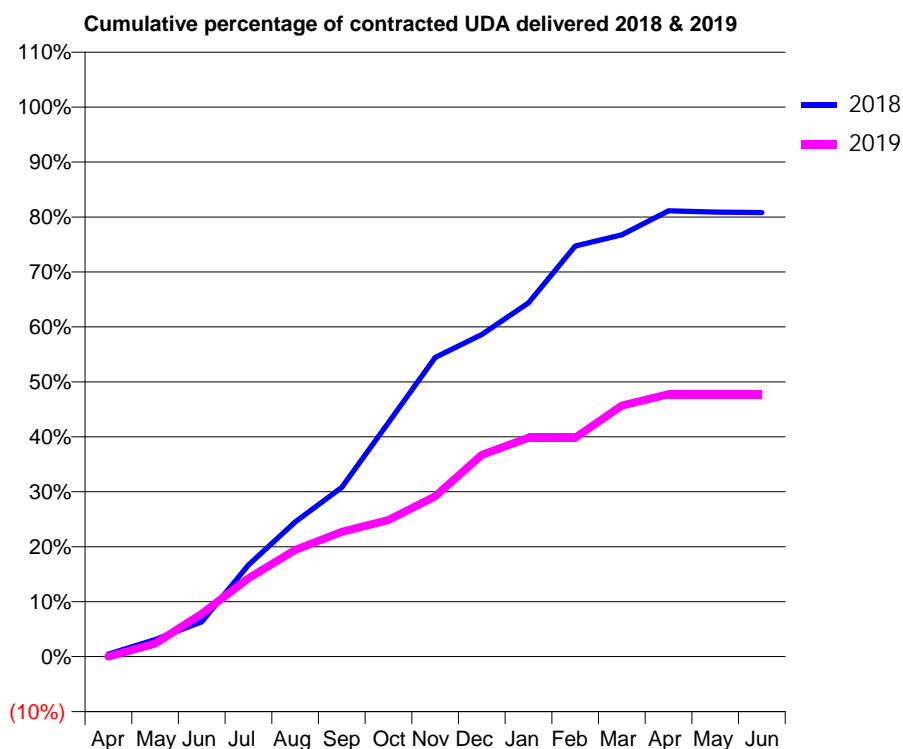
18/19 Contracted general activity (UDA)	7,000
Carry forward general activity (UDA)	0
18/19 Contracted orthodontic activity (UOA)	0
Carry forward orthodontic activity (UOA)	0
Baseline contract value	£155,303.24

ACCESS*

Patients seen in 24 months	Total	Change since previous quarter
Quarter ending March 2018	1,971	
Quarter ending June 2018	1,860	↓
Quarter ending September 2018	1,767	↓
Quarter ending December 2018	1,771	→
Quarter ending March 2019	1,606	↓
Variance since March 2018	(18.5%)	↓



ACTIVITY



Month	Adjusted Scheduled Activity (UDA)	
	2018	2019
April	31	0
May	218	166
June	445	547
July	1,168	998
August	1,715	1,360
September	2,156	1,589
October	2,982	1,741
November	3,812	2,040
December	4,104	2,569
January	4,506	2,789
February	5,229	2,789
March	5,371	3,199
April	5,678	3,343
May	5,663	3,343
June	5,656	3,343

QUALITY

	Quantity	Base Number	Contract	AT	Region	England
% of FP17s for the same patient ID Re-attending within 3 months - Children	34	464	7.3%	9.7%	11.3%	11.8%
% of FP17s for the same patient ID Re-attending within 3 months - Adults	210	1,272	16.5%	14.0%	15.4%	15.7%
% of FP17s for the same patient ID Re-attending between 3 & 9 months - Children	160	464	34.5%	61.7%	61.3%	58.9%
% of FP17s for the same patient ID Re-attending between 3 & 9 months - Adults	496	1,272	39.0%	52.7%	52.1%	50.8%
% of FP17s for Band 1 Urgent Courses	303	1,566	19.3%	9.8%	9.5%	9.1%
% of FP17s Relating to Free Repair or Replacements	65	1,566	4.2%	0.6%	0.6%	0.8%
% of FP17s Relating to Continuations	9	1,566	0.6%	0.9%	0.8%	0.9%
% of Patients satisfied with the dentistry they have received	1	1	N/A	92.2%	92.4%	92.5%
% of Patients satisfied with the time they had to wait for an appointment	1	1	N/A	85.9%	86.3%	87.0%

* This is based on patients treated on this contract for their most recent course of treatment. Figures in italics indicate the base number of FP17s or Patient Questionnaire responses are less than 100. N/A is shown where the base number of responses is less than 10 during the period. % is calculated as Quantity/Base number*100

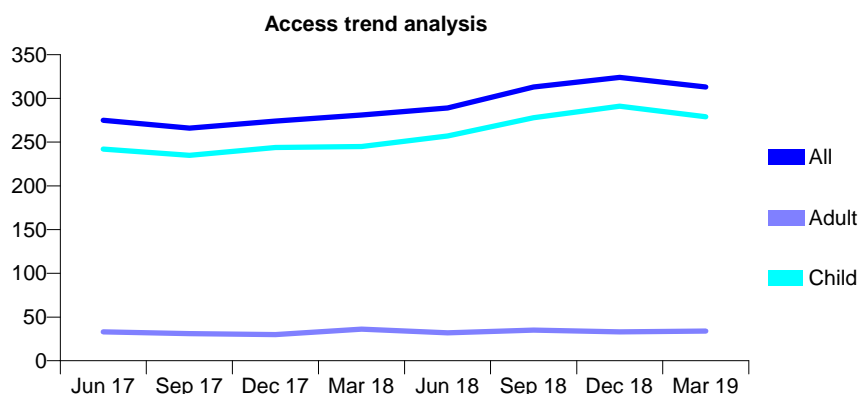
Q70 - Vital Signs At a Glance Contract Report for 194085/0001 - Year end March 2019

Name or company name	PEZO LTD
Contract type name	GDS Contract
Purpose of contract	General
Contract start date	01/02/2008
Contract end date	

18/19 Contracted general activity (UDA)	520
Carry forward general activity (UDA)	2
18/19 Contracted orthodontic activity (UOA)	0
Carry forward orthodontic activity (UOA)	0
Baseline contract value	£12,882.33

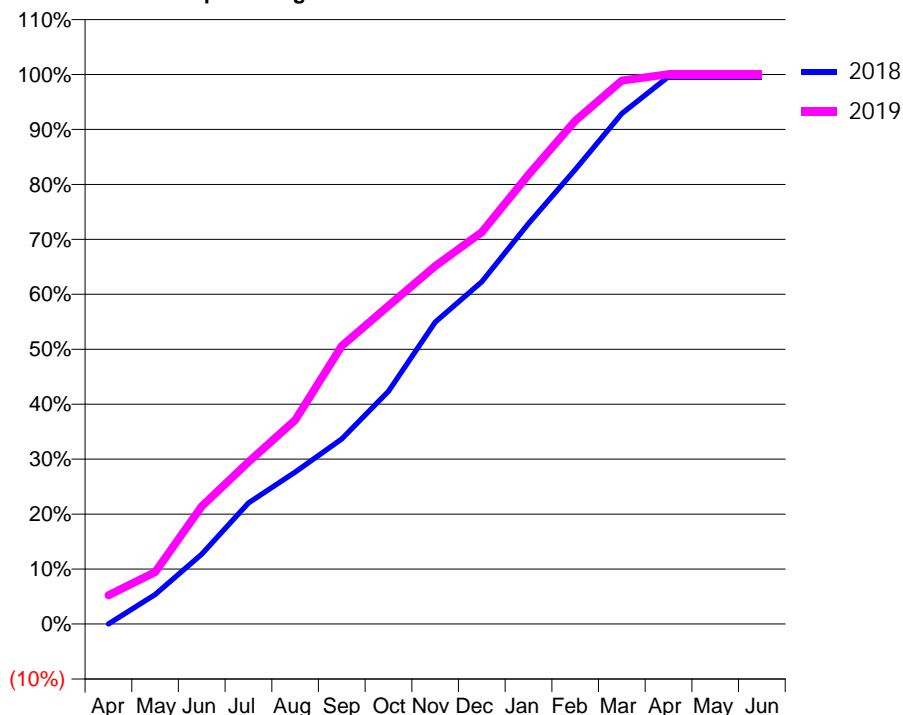
ACCESS*

Patients seen in 24 months	Total	Change since previous quarter
Quarter ending March 2018	281	
Quarter ending June 2018	289	↑
Quarter ending September 2018	313	↑
Quarter ending December 2018	324	↑
Quarter ending March 2019	313	↓
Variance since March 2018	11.4%	↑



ACTIVITY

Cumulative percentage of contracted UDA delivered 2018 & 2019



Month	Adjusted Scheduled Activity (UDA)	
	2018	2019
April	0	27
May	28	49
June	66	111
July	115	153
August	144	193
September	175	263
October	220	301
November	286	339
December	324	371
January	379	425
February	430	476
March	483	514
April	518	520
May	518	520
June	518	520

QUALITY

	Quantity	Base Number	Contract	AT	Region	England
% of FP17s for the same patient ID Re-attending within 3 months - Children	14	429	3.3%	9.7%	11.3%	11.8%
% of FP17s for the same patient ID Re-attending within 3 months - Adults	0	17	0.0%	14.0%	15.4%	15.7%
% of FP17s for the same patient ID Re-attending between 3 & 9 months - Children	276	429	64.3%	61.7%	61.3%	58.9%
% of FP17s for the same patient ID Re-attending between 3 & 9 months - Adults	13	17	76.5%	52.7%	52.1%	50.8%
% of FP17s for Band 1 Urgent Courses	11	424	2.6%	9.8%	9.5%	9.1%
% of FP17s Relating to Free Repair or Replacements	0	424	0.0%	0.6%	0.6%	0.8%
% of FP17s Relating to Continuations	2	424	0.5%	0.9%	0.8%	0.9%
% of Patients satisfied with the dentistry they have received	0	0	N/A	92.2%	92.4%	92.5%
% of Patients satisfied with the time they had to wait for an appointment	0	0	N/A	85.9%	86.3%	87.0%

* This is based on patients treated on this contract for their most recent course of treatment. Figures in italics indicate the base number of FP17s or Patient Questionnaire responses are less than 100. N/A is shown where the base number of responses is less than 10 during the period. % is calculated as Quantity/Base number*100

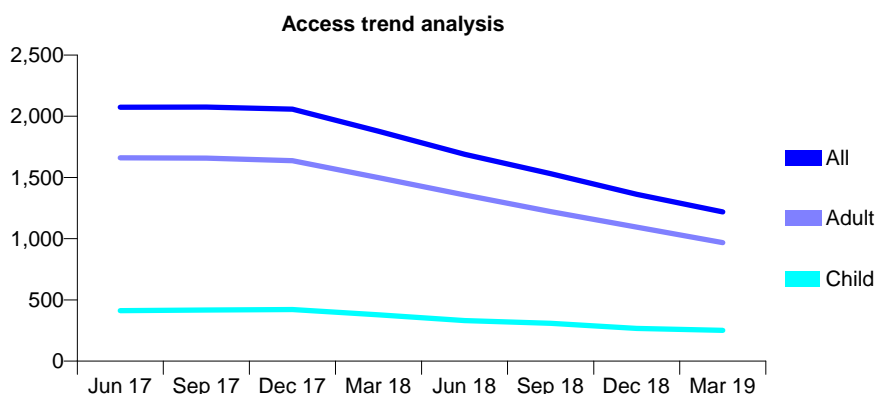
Q70 - Vital Signs At a Glance Contract Report for 194158/0001 - Year end March 2019

Name or company name	Mrs DS Banuri
Contract type name	GDS Contract
Purpose of contract	General
Contract start date	01/04/2011
Contract end date	

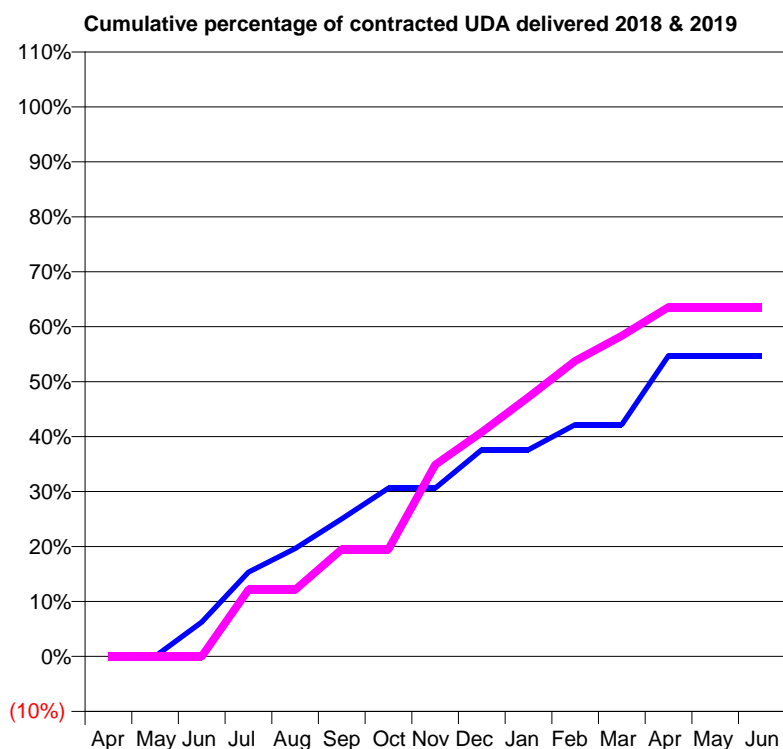
18/19 Contracted general activity (UDA)	4,000
Carry forward general activity (UDA)	0
18/19 Contracted orthodontic activity (UOA)	0
Carry forward orthodontic activity (UOA)	0
Baseline contract value	£83,950.49

ACCESS*

Patients seen in 24 months	Total	Change since previous quarter
Quarter ending March 2018	1,877	
Quarter ending June 2018	1,690	↓
Quarter ending September 2018	1,531	↓
Quarter ending December 2018	1,362	↓
Quarter ending March 2019	1,220	↓
Variance since March 2018	(35.0%)	↓



ACTIVITY



Month	Adjusted Scheduled Activity (UDA)	
	2018	2019
April	0	0
May	0	0
June	437	0
July	1,075	486
August	1,375	486
September	1,752	780
October	2,143	780
November	2,143	1,396
December	2,632	1,633
January	2,632	1,887
February	2,952	2,151
March	2,952	2,334
April	3,831	2,543
May	3,831	2,543
June	3,831	2,543

QUALITY

	Quantity	Base Number	Contract	AT	Region	England
% of FP17s for the same patient ID Re-attending within 3 months - Children	10	339	2.9%	9.7%	11.3%	11.8%
% of FP17s for the same patient ID Re-attending within 3 months - Adults	90	989	9.1%	14.0%	15.4%	15.7%
% of FP17s for the same patient ID Re-attending between 3 & 9 months - Children	214	339	63.1%	61.7%	61.3%	58.9%
% of FP17s for the same patient ID Re-attending between 3 & 9 months - Adults	465	989	47.0%	52.7%	52.1%	50.8%
% of FP17s for Band 1 Urgent Courses	59	922	6.4%	9.8%	9.5%	9.1%
% of FP17s Relating to Free Repair or Replacements	0	922	0.0%	0.6%	0.6%	0.8%
% of FP17s Relating to Continuations	17	922	1.8%	0.9%	0.8%	0.9%
% of Patients satisfied with the dentistry they have received	0	0	N/A	92.2%	92.4%	92.5%
% of Patients satisfied with the time they had to wait for an appointment	0	0	N/A	85.9%	86.3%	87.0%

* This is based on patients treated on this contract for their most recent course of treatment. Figures in italics indicate the base number of FP17s or Patient Questionnaire responses are less than 100. N/A is shown where the base number of responses is less than 10 during the period. % is calculated as Quantity/Base number*100

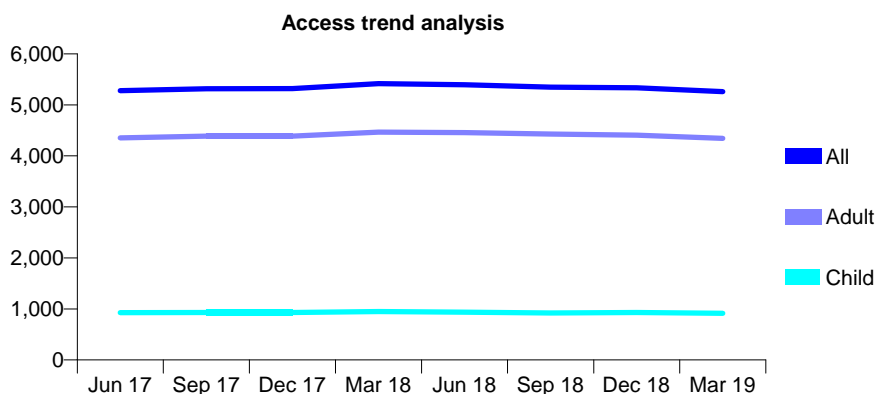
Q70 - Vital Signs At a Glance Contract Report for 194808/0001 - Year end March 2019

Name or company name	Paul Bester and Forbes Watson Limited Lia
Contract type name	GDS Contract
Purpose of contract	General
Contract start date	01/07/2013
Contract end date	

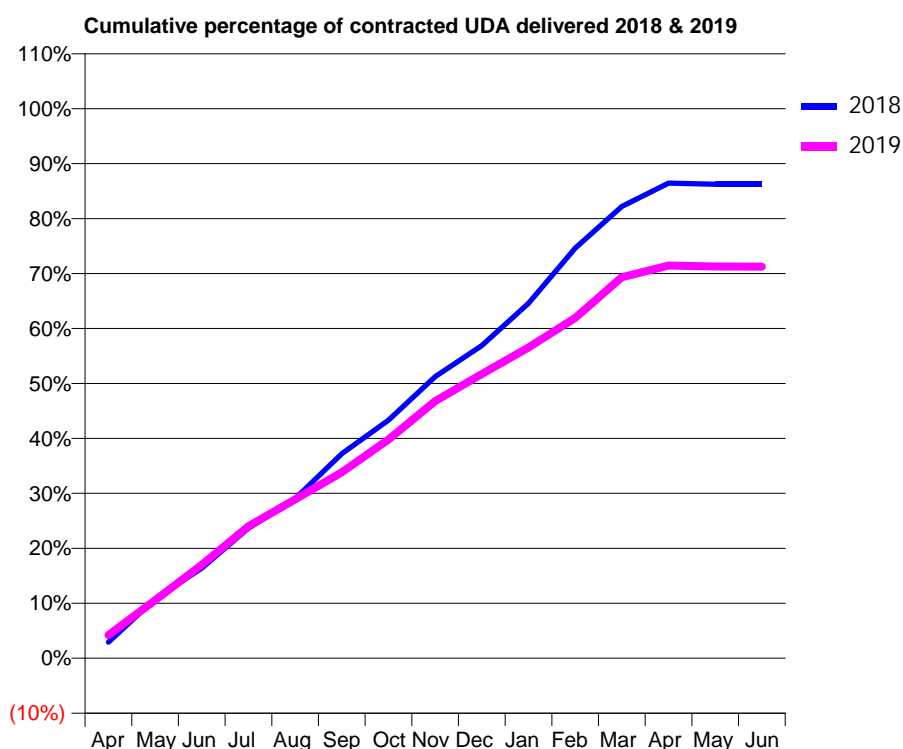
18/19 Contracted general activity (UDA)	19,000
Carry forward general activity (UDA)	0
18/19 Contracted orthodontic activity (UOA)	0
Carry forward orthodontic activity (UOA)	0
Baseline contract value	£499,026.88

ACCESS*

Patients seen in 24 months	Total	Change since previous quarter
Quarter ending March 2018	5,415	
Quarter ending June 2018	5,395	→
Quarter ending September 2018	5,349	→
Quarter ending December 2018	5,335	→
Quarter ending March 2019	5,260	↓
Variance since March 2018	(2.9%)	↓



ACTIVITY



Month	Adjusted Scheduled Activity (UDA)	
	2018	2019
April	554	802
May	2,047	2,006
June	3,116	3,231
July	4,497	4,565
August	5,522	5,495
September	7,071	6,431
October	8,231	7,565
November	9,734	8,886
December	10,809	9,824
January	12,271	10,742
February	14,182	11,763
March	15,620	13,169
April	16,424	13,574
May	16,388	13,543
June	16,384	13,537

QUALITY

	Quantity	Base Number	Contract	AT	Region	England
% of FP17s for the same patient ID Re-attending within 3 months - Children	193	1,469	13.1%	9.7%	11.3%	11.8%
% of FP17s for the same patient ID Re-attending within 3 months - Adults	831	6,100	13.6%	14.0%	15.4%	15.7%
% of FP17s for the same patient ID Re-attending between 3 & 9 months - Children	927	1,469	63.1%	61.7%	61.3%	58.9%
% of FP17s for the same patient ID Re-attending between 3 & 9 months - Adults	3,744	6,100	61.4%	52.7%	52.1%	50.8%
% of FP17s for Band 1 Urgent Courses	351	7,452	4.7%	9.8%	9.5%	9.1%
% of FP17s Relating to Free Repair or Replacements	38	7,452	0.5%	0.6%	0.6%	0.8%
% of FP17s Relating to Continuations	28	7,452	0.4%	0.9%	0.8%	0.9%
% of Patients satisfied with the dentistry they have received	2	2	N/A	92.2%	92.4%	92.5%
% of Patients satisfied with the time they had to wait for an appointment	2	2	N/A	85.9%	86.3%	87.0%

* This is based on patients treated on this contract for their most recent course of treatment. Figures in italics indicate the base number of FP17s or Patient Questionnaire responses are less than 100. N/A is shown where the base number of responses is less than 10 during the period. % is calculated as Quantity/Base number*100

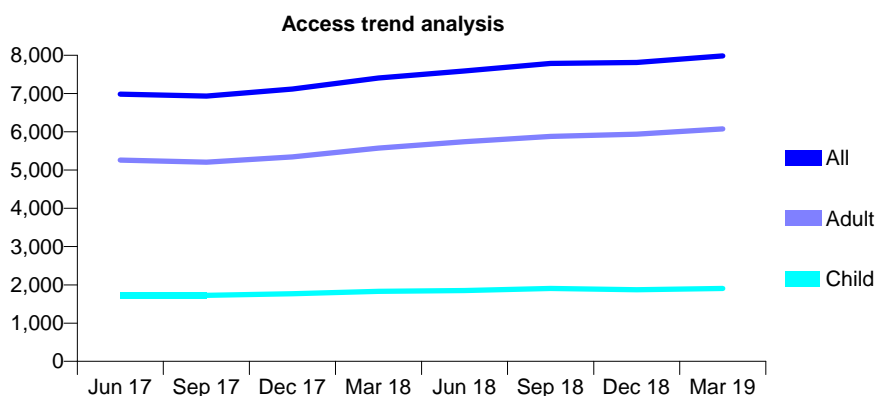
Q70 - Vital Signs At a Glance Contract Report for 195871/0001 - Year end March 2019

Name or company name	Dental Group Ltd
Contract type name	GDS Contract
Purpose of contract	General
Contract start date	01/04/2012
Contract end date	

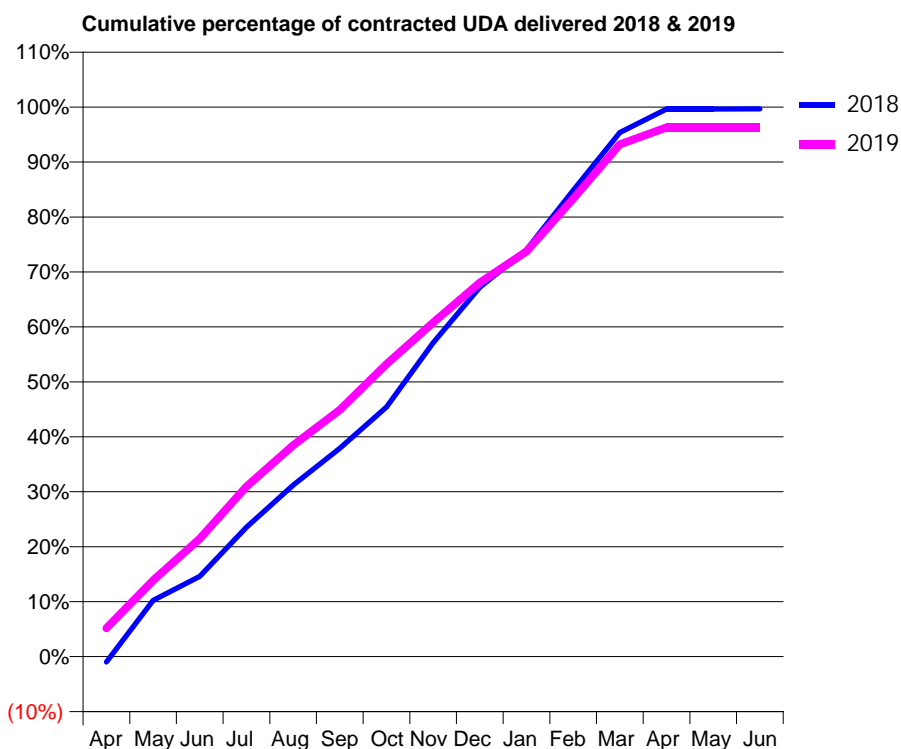
18/19 Contracted general activity (UDA)	19,090
Carry forward general activity (UDA)	62
18/19 Contracted orthodontic activity (UOA)	0
Carry forward orthodontic activity (UOA)	0
Baseline contract value	£548,372.25

ACCESS*

Patients seen in 24 months	Total	Change since previous quarter
Quarter ending March 2018	7,405	
Quarter ending June 2018	7,591	↑
Quarter ending September 2018	7,786	↑
Quarter ending December 2018	7,809	→
Quarter ending March 2019	7,985	↑
Variance since March 2018	7.8%	↑



ACTIVITY



Month	Adjusted Scheduled Activity (UDA)	
	2018	2019
April	-190	991
May	1,956	2,652
June	2,790	4,099
July	4,497	5,911
August	5,961	7,341
September	7,235	8,574
October	8,670	10,161
November	10,908	11,607
December	12,831	12,986
January	14,138	14,078
February	16,197	15,906
March	18,205	17,792
April	19,021	18,383
May	19,024	18,386
June	19,028	18,386

QUALITY

	Quantity	Base Number	Contract	AT	Region	England
% of FP17s for the same patient ID Re-attending within 3 months - Children	211	2,744	7.7%	9.7%	11.3%	11.8%
% of FP17s for the same patient ID Re-attending within 3 months - Adults	1,037	7,837	13.2%	14.0%	15.4%	15.7%
% of FP17s for the same patient ID Re-attending between 3 & 9 months - Children	1,638	2,744	59.7%	61.7%	61.3%	58.9%
% of FP17s for the same patient ID Re-attending between 3 & 9 months - Adults	3,905	7,837	49.8%	52.7%	52.1%	50.8%
% of FP17s for Band 1 Urgent Courses	999	9,637	10.4%	9.8%	9.5%	9.1%
% of FP17s Relating to Free Repair or Replacements	42	9,637	0.4%	0.6%	0.6%	0.8%
% of FP17s Relating to Continuations	93	9,637	1.0%	0.9%	0.8%	0.9%
% of Patients satisfied with the dentistry they have received	3	3	N/A	92.2%	92.4%	92.5%
% of Patients satisfied with the time they had to wait for an appointment	2	3	N/A	85.9%	86.3%	87.0%

* This is based on patients treated on this contract for their most recent course of treatment. Figures in italics indicate the base number of FP17s or Patient Questionnaire responses are less than 100. N/A is shown where the base number of responses is less than 10 during the period. % is calculated as Quantity/Base number*100

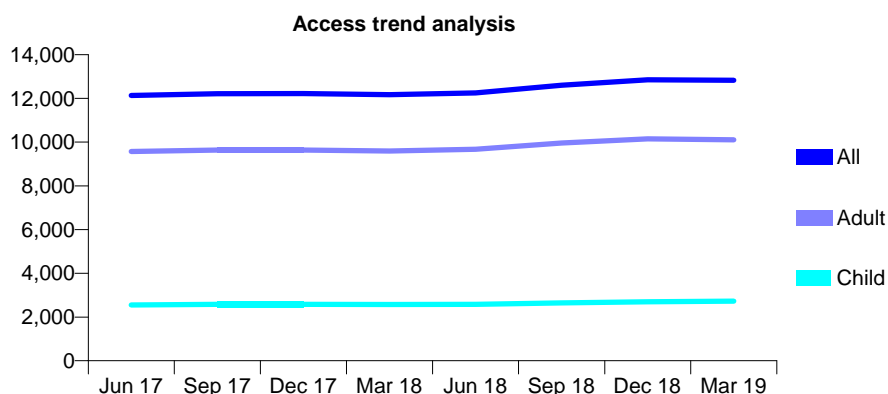
Q70 - Vital Signs At a Glance Contract Report for 195901/0001 - Year end March 2019

Name or company name	Dr Anushika Brogan
Contract type name	GDS Contract
Purpose of contract	General
Contract start date	08/09/2007
Contract end date	

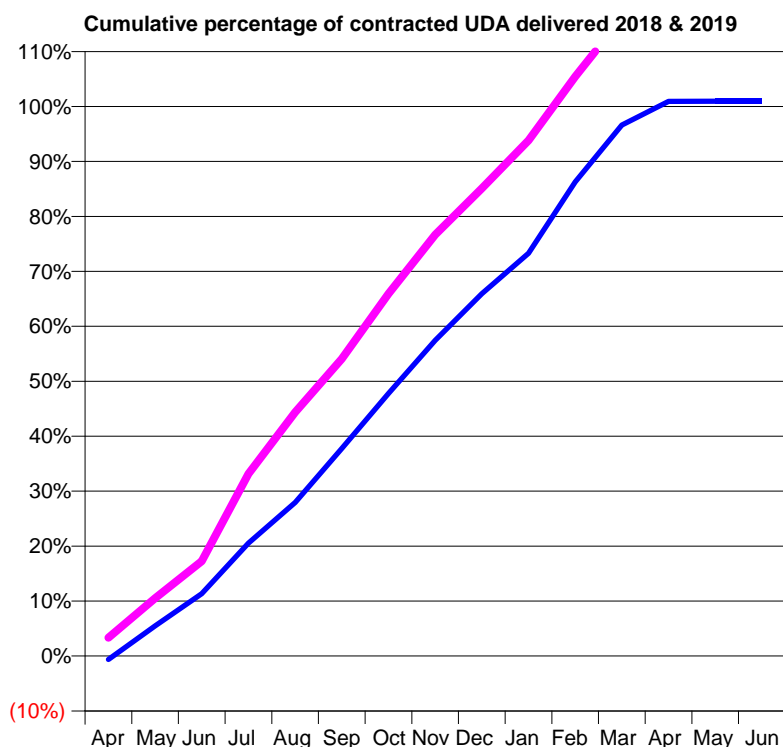
18/19 Contracted general activity (UDA)	29,887
Carry forward general activity (UDA)	0
18/19 Contracted orthodontic activity (UOA)	0
Carry forward orthodontic activity (UOA)	0
Baseline contract value	£832,870.71

ACCESS*

Patients seen in 24 months	Total	Change since previous quarter
Quarter ending March 2018	12,164	
Quarter ending June 2018	12,251	→
Quarter ending September 2018	12,602	↑
Quarter ending December 2018	12,849	→
Quarter ending March 2019	12,824	→
Variance since March 2018	5.4%	↑



ACTIVITY



Month	Adjusted Scheduled Activity (UDA)	
	2018	2019
April	-189	994
May	1,642	3,146
June	3,390	5,162
July	6,138	9,910
August	8,348	13,262
September	11,292	16,155
October	14,275	19,701
November	17,173	22,916
December	19,704	25,422
January	21,910	28,033
February	25,787	31,510
March	28,879	34,676
April	30,160	35,869
May	30,171	35,900
June	30,173	35,916

QUALITY

	Quantity	Base Number	Contract	AT	Region	England
% of FP17s for the same patient ID Re-attending within 3 months - Children	202	4,225	4.8%	9.7%	11.3%	11.8%
% of FP17s for the same patient ID Re-attending within 3 months - Adults	1,571	13,080	12.0%	14.0%	15.4%	15.7%
% of FP17s for the same patient ID Re-attending between 3 & 9 months - Children	2,683	4,225	63.5%	61.7%	61.3%	58.9%
% of FP17s for the same patient ID Re-attending between 3 & 9 months - Adults	6,256	13,080	47.8%	52.7%	52.1%	50.8%
% of FP17s for Band 1 Urgent Courses	1,795	17,346	10.3%	9.8%	9.5%	9.1%
% of FP17s Relating to Free Repair or Replacements	88	17,346	0.5%	0.6%	0.6%	0.8%
% of FP17s Relating to Continuations	43	17,346	0.2%	0.9%	0.8%	0.9%
% of Patients satisfied with the dentistry they have received	5	5	N/A	92.2%	92.4%	92.5%
% of Patients satisfied with the time they had to wait for an appointment	5	5	N/A	85.9%	86.3%	87.0%

* This is based on patients treated on this contract for their most recent course of treatment. Figures in italics indicate the base number of FP17s or Patient Questionnaire responses are less than 100. N/A is shown where the base number of responses is less than 10 during the period. % is calculated as Quantity/Base number*100

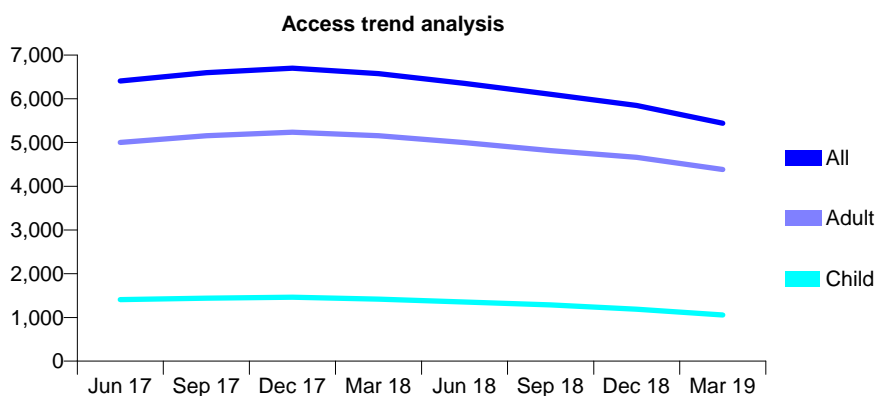
Q70 - Vital Signs At a Glance Contract Report for 196398/0001 - Year end March 2019

Name or company name	S Cowley, R Ingham and J Angelo
Contract type name	GDS Contract
Purpose of contract	General
Contract start date	01/12/2010
Contract end date	

18/19 Contracted general activity (UDA)	21,600
Carry forward general activity (UDA)	0
18/19 Contracted orthodontic activity (UOA)	0
Carry forward orthodontic activity (UOA)	0
Baseline contract value	£656,651.41

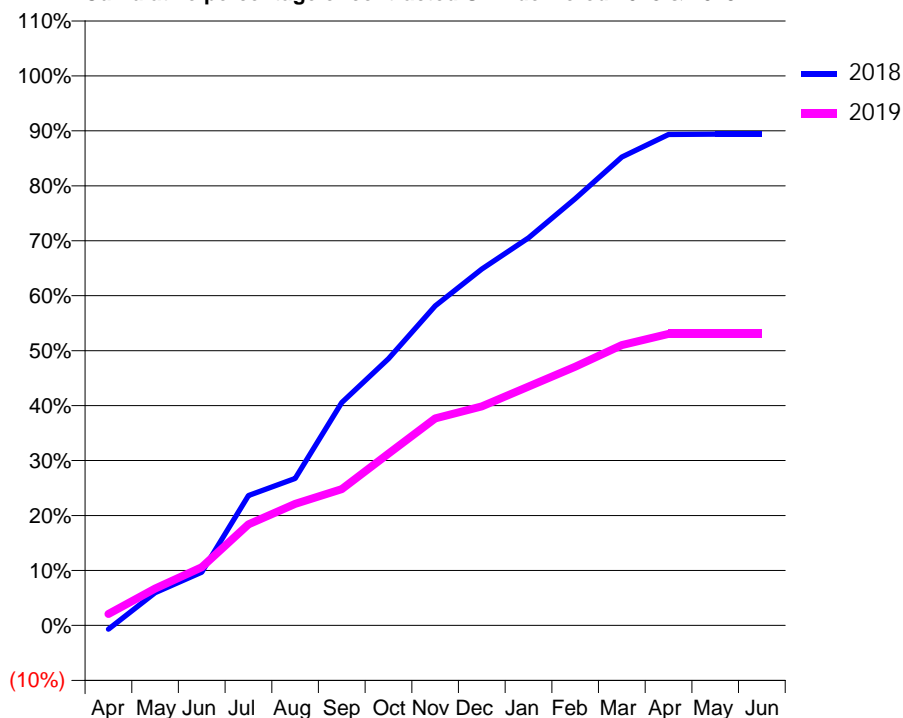
ACCESS*

Patients seen in 24 months	Total	Change since previous quarter
Quarter ending March 2018	6,573	
Quarter ending June 2018	6,351	↓
Quarter ending September 2018	6,102	↓
Quarter ending December 2018	5,849	↓
Quarter ending March 2019	5,439	↓
Variance since March 2018	(17.3%)	↓



ACTIVITY

Cumulative percentage of contracted UDA delivered 2018 & 2019



Adjusted Scheduled Activity (UDA)

Month	2018	2019
April	-141	450
May	1,166	1,450
June	1,902	2,286
July	4,631	3,977
August	5,243	4,779
September	7,949	5,362
October	9,509	6,754
November	11,399	8,138
December	12,709	8,611
January	13,824	9,390
February	15,224	10,168
March	16,708	11,018
April	17,510	11,460
May	17,522	11,460
June	17,522	11,460

QUALITY

	Quantity	Base Number	Contract	AT	Region	England
% of FP17s for the same patient ID Re-attending within 3 months - Children	67	1,034	6.5%	9.7%	11.3%	11.8%
% of FP17s for the same patient ID Re-attending within 3 months - Adults	807	4,904	16.5%	14.0%	15.4%	15.7%
% of FP17s for the same patient ID Re-attending between 3 & 9 months - Children	565	1,034	54.6%	61.7%	61.3%	58.9%
% of FP17s for the same patient ID Re-attending between 3 & 9 months - Adults	2,499	4,904	51.0%	52.7%	52.1%	50.8%
% of FP17s for Band 1 Urgent Courses	991	5,765	17.2%	9.8%	9.5%	9.1%
% of FP17s Relating to Free Repair or Replacements	48	5,765	0.8%	0.6%	0.6%	0.8%
% of FP17s Relating to Continuations	184	5,765	3.2%	0.9%	0.8%	0.9%
% of Patients satisfied with the dentistry they have received	1	1	N/A	92.2%	92.4%	92.5%
% of Patients satisfied with the time they had to wait for an appointment	1	1	N/A	85.9%	86.3%	87.0%

* This is based on patients treated on this contract for their most recent course of treatment.

Figures in italics indicate the base number of FP17s or Patient Questionnaire responses are less than 100. N/A is shown where the base number of responses is less than 10 during the period. % is calculated as Quantity/Base number*100

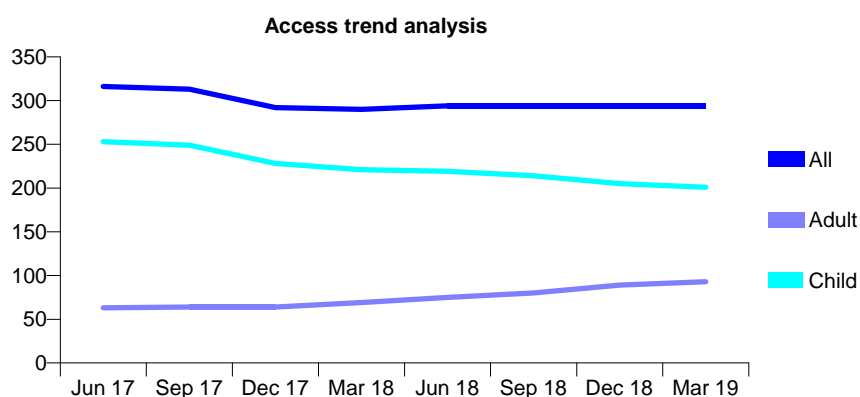
Q70 - Vital Signs At a Glance Contract Report for 197556/0001 - Year end March 2019

Name or company name	M Sehat
Contract type name	GDS Contract
Purpose of contract	General
Contract start date	15/09/2010
Contract end date	

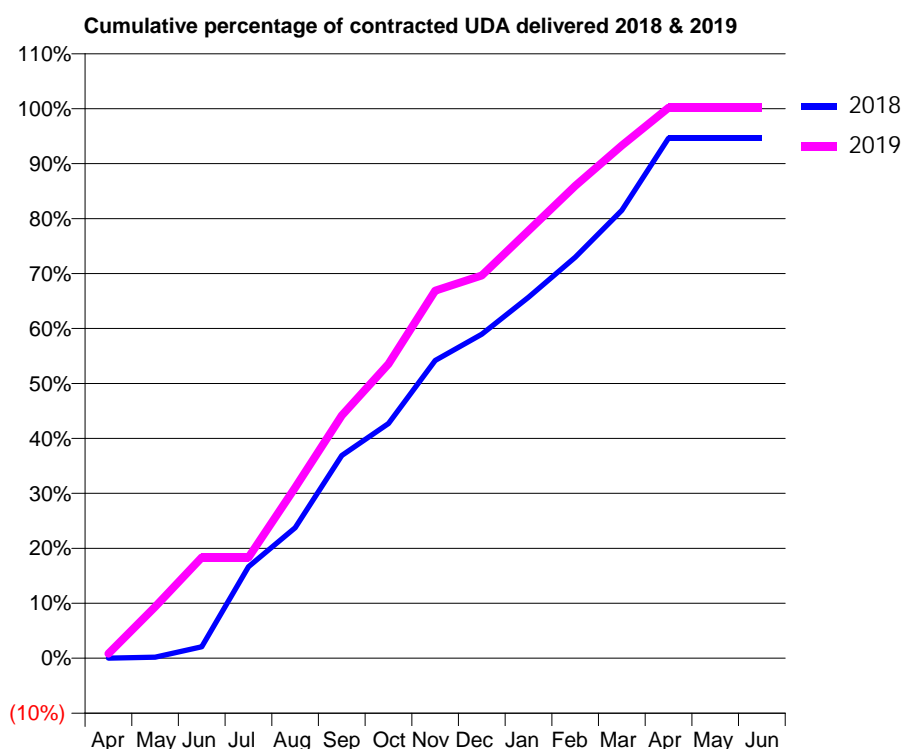
18/19 Contracted general activity (UDA)	480
Carry forward general activity (UDA)	0
18/19 Contracted orthodontic activity (UOA)	0
Carry forward orthodontic activity (UOA)	0
Baseline contract value	£12,504.51

ACCESS*

Patients seen in 24 months	Total	Change since previous quarter
Quarter ending March 2018	290	
Quarter ending June 2018	294	→
Quarter ending September 2018	294	→
Quarter ending December 2018	294	→
Quarter ending March 2019	294	→
Variance since March 2018	1.4%	→



ACTIVITY



Month	Adjusted Scheduled Activity (UDA)	
	2018	2019
April	0	4
May	1	45
June	10	88
July	80	88
August	114	149
September	177	212
October	205	257
November	260	321
December	283	334
January	315	373
February	350	413
March	391	448
April	454	481
May	454	481
June	454	481

QUALITY

	Quantity	Base Number	Contract	AT	Region	England
% of FP17s for the same patient ID Re-attending within 3 months - Children	7	314	2.2%	9.7%	11.3%	11.8%
% of FP17s for the same patient ID Re-attending within 3 months - Adults	5	67	7.5%	14.0%	15.4%	15.7%
% of FP17s for the same patient ID Re-attending between 3 & 9 months - Children	214	314	68.2%	61.7%	61.3%	58.9%
% of FP17s for the same patient ID Re-attending between 3 & 9 months - Adults	20	67	29.9%	52.7%	52.1%	50.8%
% of FP17s for Band 1 Urgent Courses	4	367	1.1%	9.8%	9.5%	9.1%
% of FP17s Relating to Free Repair or Replacements	2	367	0.5%	0.6%	0.6%	0.8%
% of FP17s Relating to Continuations	0	367	0.0%	0.9%	0.8%	0.9%
% of Patients satisfied with the dentistry they have received	0	0	N/A	92.2%	92.4%	92.5%
% of Patients satisfied with the time they had to wait for an appointment	0	0	N/A	85.9%	86.3%	87.0%

* This is based on patients treated on this contract for their most recent course of treatment.

Figures in italics indicate the base number of FP17s or Patient Questionnaire responses are less than 100. N/A is shown where the base number of responses is less than 10 during the period. % is calculated as Quantity/Base number*100

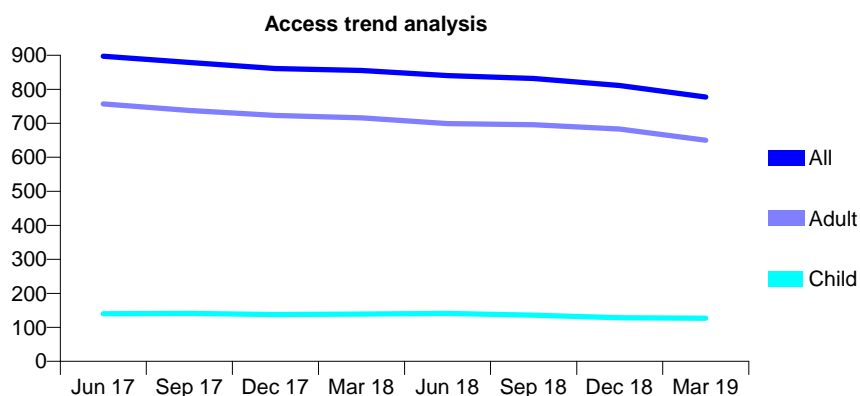
Q70 - Vital Signs At a Glance Contract Report for 198528/0001 - Year end March 2019

Name or company name	Littlemoor Dental Surgery
Contract type name	GDS Contract
Purpose of contract	General
Contract start date	02/01/2015
Contract end date	

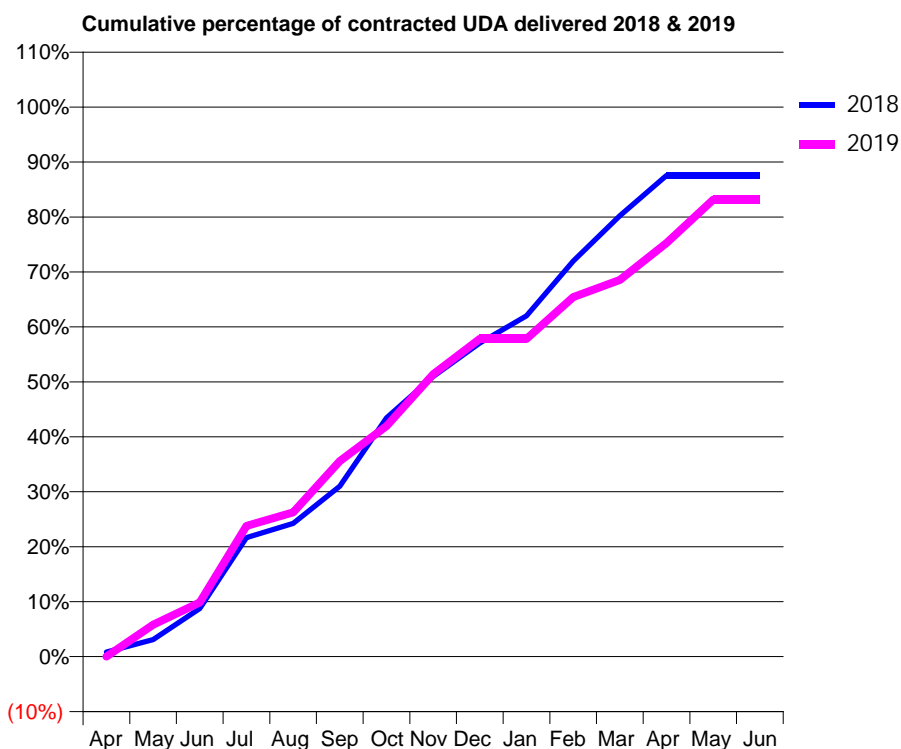
18/19 Contracted general activity (UDA)	4,717
Carry forward general activity (UDA)	0
18/19 Contracted orthodontic activity (UOA)	0
Carry forward orthodontic activity (UOA)	0
Baseline contract value	£115,697.36

ACCESS*

Patients seen in 24 months	Total	Change since previous quarter
Quarter ending March 2018	855	
Quarter ending June 2018	840	↓
Quarter ending September 2018	832	→
Quarter ending December 2018	811	↓
Quarter ending March 2019	777	↓
Variance since March 2018	(9.1%)	↓



ACTIVITY



Month	Adjusted Scheduled Activity (UDA)	
	2018	2019
April	39	0
May	145	274
June	412	465
July	1,021	1,121
August	1,144	1,238
September	1,463	1,678
October	2,049	1,979
November	2,404	2,424
December	2,692	2,728
January	2,925	2,728
February	3,394	3,087
March	3,784	3,233
April	4,131	3,550
May	4,131	3,922
June	4,131	3,922

QUALITY

	Quantity	Base Number	Contract	AT	Region	England
% of FP17s for the same patient ID Re-attending within 3 months - Children	17	140	12.1%	9.7%	11.3%	11.8%
% of FP17s for the same patient ID Re-attending within 3 months - Adults	231	974	23.7%	14.0%	15.4%	15.7%
% of FP17s for the same patient ID Re-attending between 3 & 9 months - Children	79	140	56.4%	61.7%	61.3%	58.9%
% of FP17s for the same patient ID Re-attending between 3 & 9 months - Adults	517	974	53.1%	52.7%	52.1%	50.8%
% of FP17s for Band 1 Urgent Courses	86	1,221	7.0%	9.8%	9.5%	9.1%
% of FP17s Relating to Free Repair or Replacements	24	1,221	2.0%	0.6%	0.6%	0.8%
% of FP17s Relating to Continuations	35	1,221	2.9%	0.9%	0.8%	0.9%
% of Patients satisfied with the dentistry they have received	1	1	N/A	92.2%	92.4%	92.5%
% of Patients satisfied with the time they had to wait for an appointment	1	1	N/A	85.9%	86.3%	87.0%

* This is based on patients treated on this contract for their most recent course of treatment. Figures in italics indicate the base number of FP17s or Patient Questionnaire responses are less than 100. N/A is shown where the base number of responses is less than 10 during the period. % is calculated as Quantity/Base number*100

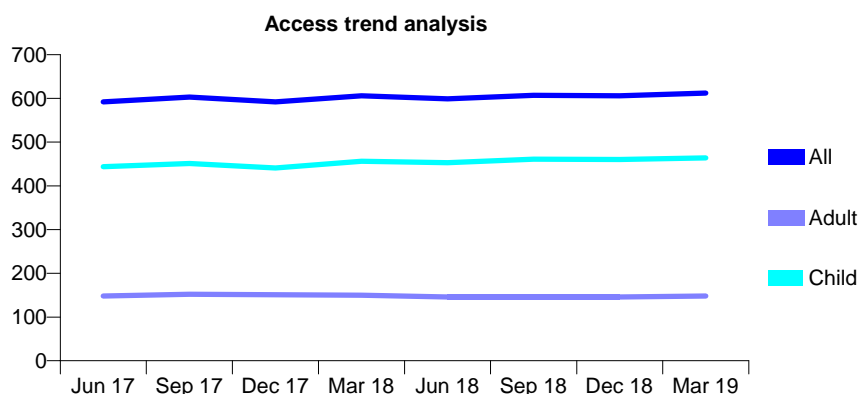
Q70 - Vital Signs At a Glance Contract Report for 198714/0001 - Year end March 2019

Name or company name	Dr Uzma Rashid Ahmed
Contract type name	GDS Contract
Purpose of contract	General
Contract start date	01/05/2014
Contract end date	

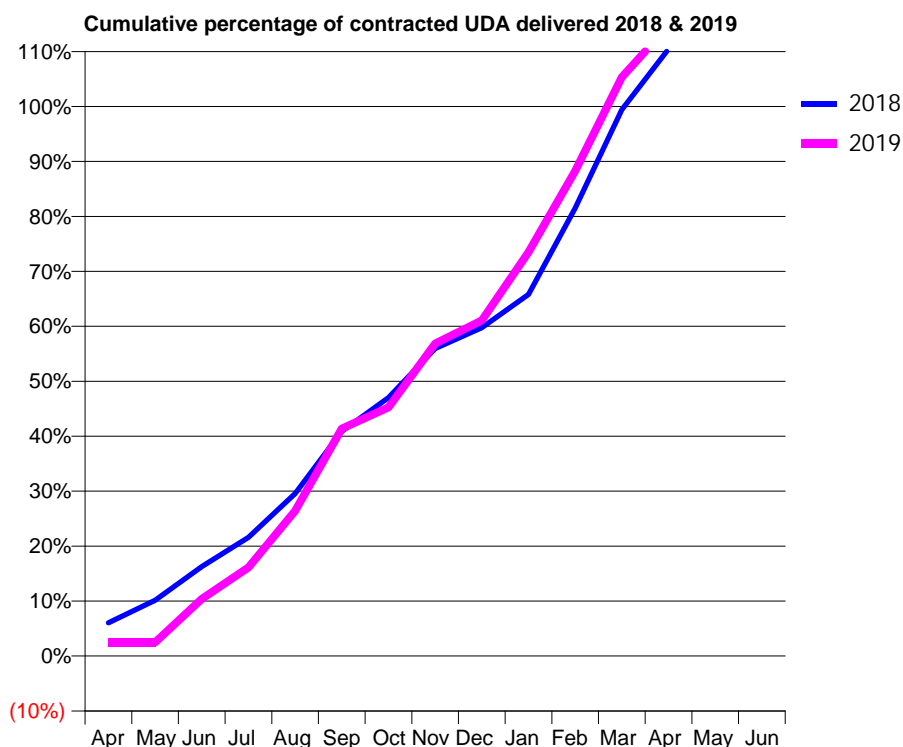
18/19 Contracted general activity (UDA)	1,462
Carry forward general activity (UDA)	0
18/19 Contracted orthodontic activity (UOA)	0
Carry forward orthodontic activity (UOA)	0
Baseline contract value	£37,974.07

ACCESS*

Patients seen in 24 months	Total	Change since previous quarter
Quarter ending March 2018	606	
Quarter ending June 2018	599	↓
Quarter ending September 2018	607	→
Quarter ending December 2018	606	→
Quarter ending March 2019	612	→
Variance since March 2018	1.0%	→



ACTIVITY



Month	Adjusted Scheduled Activity (UDA)	
	2018	2019
April	89	36
May	148	36
June	238	152
July	316	236
August	432	386
September	598	605
October	687	662
November	818	832
December	873	893
January	962	1,074
February	1,192	1,291
March	1,453	1,540
April	1,615	1,676
May	1,615	1,683
June	1,615	1,683

QUALITY

	Quantity	Base Number	Contract	AT	Region	England
% of FP17s for the same patient ID Re-attending within 3 months - Children	54	816	6.6%	9.7%	11.3%	11.8%
% of FP17s for the same patient ID Re-attending within 3 months - Adults	35	143	24.5%	14.0%	15.4%	15.7%
% of FP17s for the same patient ID Re-attending between 3 & 9 months - Children	579	816	71.0%	61.7%	61.3%	58.9%
% of FP17s for the same patient ID Re-attending between 3 & 9 months - Adults	81	143	56.6%	52.7%	52.1%	50.8%
% of FP17s for Band 1 Urgent Courses	21	987	2.1%	9.8%	9.5%	9.1%
% of FP17s Relating to Free Repair or Replacements	0	987	0.0%	0.6%	0.6%	0.8%
% of FP17s Relating to Continuations	23	987	2.3%	0.9%	0.8%	0.9%
% of Patients satisfied with the dentistry they have received	0	0	N/A	92.2%	92.4%	92.5%
% of Patients satisfied with the time they had to wait for an appointment	0	0	N/A	85.9%	86.3%	87.0%

* This is based on patients treated on this contract for their most recent course of treatment. Figures in italics indicate the base number of FP17s or Patient Questionnaire responses are less than 100. N/A is shown where the base number of responses is less than 10 during the period. % is calculated as Quantity/Base number*100

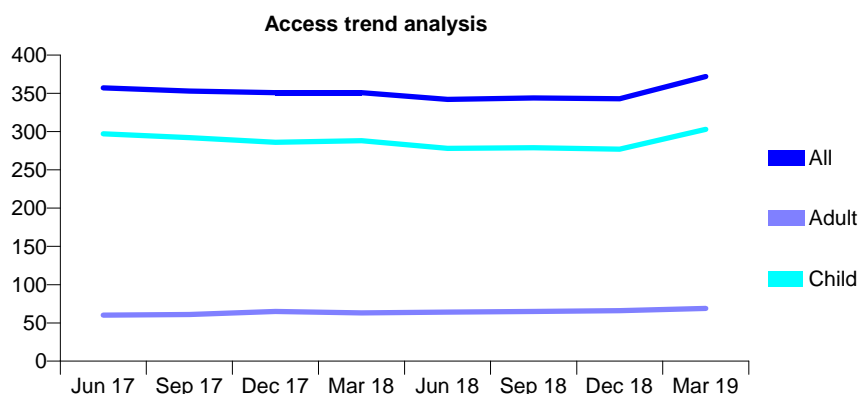
Q70 - Vital Signs At a Glance Contract Report for 198870/0001 - Year end March 2019

Name or company name	Brown Henning Partnership
Contract type name	GDS Contract
Purpose of contract	General
Contract start date	01/01/2014
Contract end date	

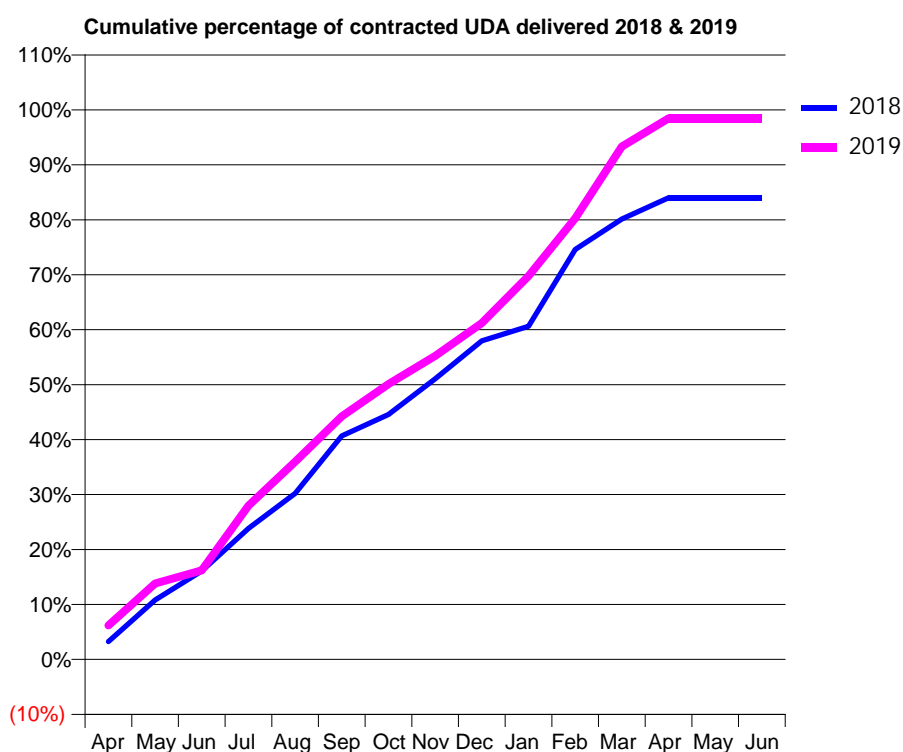
18/19 Contracted general activity (UDA)	800
Carry forward general activity (UDA)	0
18/19 Contracted orthodontic activity (UOA)	0
Carry forward orthodontic activity (UOA)	0
Baseline contract value	£20,858.39

ACCESS*

Patients seen in 24 months	Total	Change since previous quarter
Quarter ending March 2018	351	
Quarter ending June 2018	342	↓
Quarter ending September 2018	344	→
Quarter ending December 2018	343	→
Quarter ending March 2019	372	↑
Variance since March 2018	6.0%	↑



ACTIVITY



Month	Adjusted Scheduled Activity (UDA)	
	2018	2019
April	26	50
May	87	111
June	129	130
July	191	224
August	242	288
September	325	354
October	357	401
November	409	442
December	464	490
January	485	558
February	597	642
March	641	747
April	672	788
May	672	788
June	672	788

QUALITY

	Quantity	Base Number	Contract	AT	Region	England
% of FP17s for the same patient ID Re-attending within 3 months - Children	15	517	2.9%	9.7%	11.3%	11.8%
% of FP17s for the same patient ID Re-attending within 3 months - Adults	0	55	0.0%	14.0%	15.4%	15.7%
% of FP17s for the same patient ID Re-attending between 3 & 9 months - Children	388	517	75.0%	61.7%	61.3%	58.9%
% of FP17s for the same patient ID Re-attending between 3 & 9 months - Adults	35	55	63.6%	52.7%	52.1%	50.8%
% of FP17s for Band 1 Urgent Courses	8	575	1.4%	9.8%	9.5%	9.1%
% of FP17s Relating to Free Repair or Replacements	0	575	0.0%	0.6%	0.6%	0.8%
% of FP17s Relating to Continuations	0	575	0.0%	0.9%	0.8%	0.9%
% of Patients satisfied with the dentistry they have received	0	0	N/A	92.2%	92.4%	92.5%
% of Patients satisfied with the time they had to wait for an appointment	0	0	N/A	85.9%	86.3%	87.0%

* This is based on patients treated on this contract for their most recent course of treatment. Figures in italics indicate the base number of FP17s or Patient Questionnaire responses are less than 100. N/A is shown where the base number of responses is less than 10 during the period. % is calculated as Quantity/Base number*100

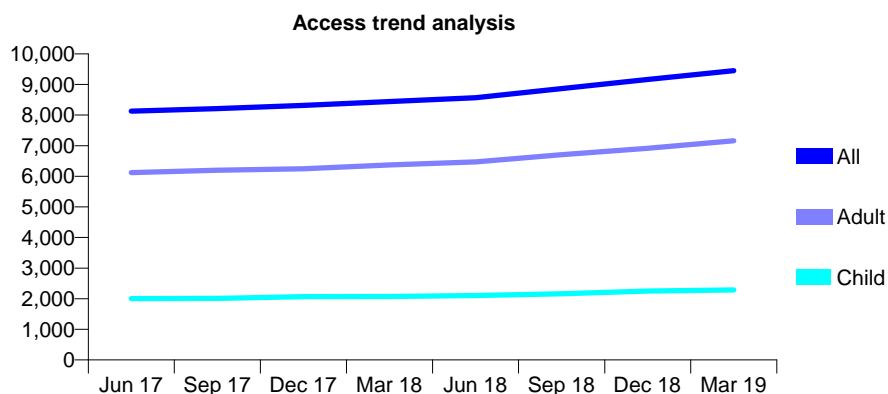
Q70 - Vital Signs At a Glance Contract Report for 199230/0001 - Year end March 2019

Name or company name	Olivers Battery Dental Surgery
Contract type name	GDS Contract
Purpose of contract	General
Contract start date	01/04/2013
Contract end date	

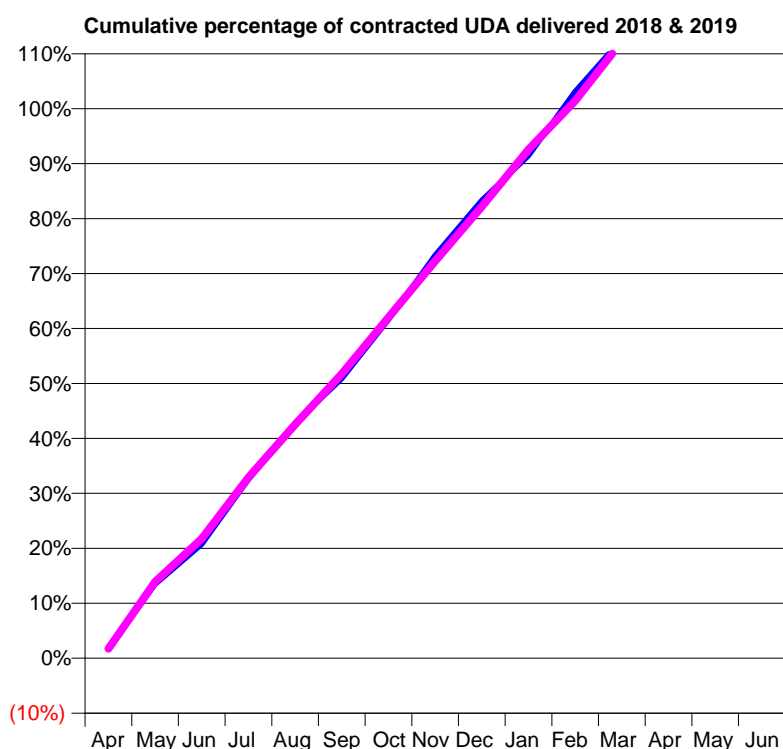
18/19 Contracted general activity (UDA)	22,752
Carry forward general activity (UDA)	0
18/19 Contracted orthodontic activity (UOA)	0
Carry forward orthodontic activity (UOA)	0
Baseline contract value	£789,432.84

ACCESS*

Patients seen in 24 months	Total	Change since previous quarter
Quarter ending March 2018	8,441	
Quarter ending June 2018	8,569	→
Quarter ending September 2018	8,867	↑
Quarter ending December 2018	9,163	↑
Quarter ending March 2019	9,451	↑
Variance since March 2018	12.0%	↑



ACTIVITY



Month	2018	2019
April	422	395
May	3,062	3,167
June	4,717	4,944
July	7,396	7,484
August	9,743	9,678
September	11,572	11,776
October	14,010	14,108
November	16,692	16,441
December	18,956	18,690
January	20,801	21,061
February	23,472	23,082
March	25,641	25,527
April	26,647	26,389
May	26,649	26,393
June	26,649	26,395

QUALITY

	Quantity	Base Number	Contract	AT	Region	England
% of FP17s for the same patient ID Re-attending within 3 months - Children	204	3,803	5.4%	9.7%	11.3%	11.8%
% of FP17s for the same patient ID Re-attending within 3 months - Adults	1,464	10,146	14.4%	14.0%	15.4%	15.7%
% of FP17s for the same patient ID Re-attending between 3 & 9 months - Children	2,655	3,803	69.8%	61.7%	61.3%	58.9%
% of FP17s for the same patient ID Re-attending between 3 & 9 months - Adults	4,705	10,146	46.4%	52.7%	52.1%	50.8%
% of FP17s for Band 1 Urgent Courses	1,402	13,974	10.0%	9.8%	9.5%	9.1%
% of FP17s Relating to Free Repair or Replacements	44	13,974	0.3%	0.6%	0.6%	0.8%
% of FP17s Relating to Continuations	48	13,974	0.3%	0.9%	0.8%	0.9%
% of Patients satisfied with the dentistry they have received	2	2	N/A	92.2%	92.4%	92.5%
% of Patients satisfied with the time they had to wait for an appointment	2	2	N/A	85.9%	86.3%	87.0%

* This is based on patients treated on this contract for their most recent course of treatment.

Figures in italics indicate the base number of FP17s or Patient Questionnaire responses are less than 100. N/A is shown where the base number of responses is less than 10 during the period. % is calculated as Quantity/Base number*100

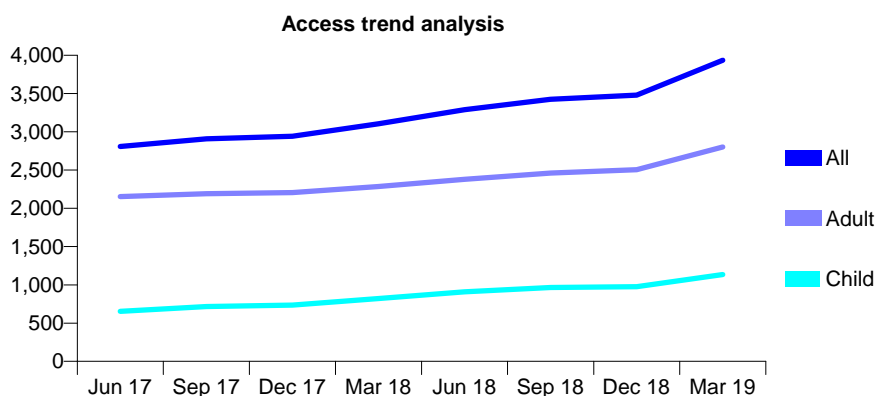
Q70 - Vital Signs At a Glance Contract Report for 199338/0001 - Year end March 2019

Name or company name	The Partnership of Spring Road Dental
Contract type name	GDS Contract
Purpose of contract	General
Contract start date	01/07/2012
Contract end date	

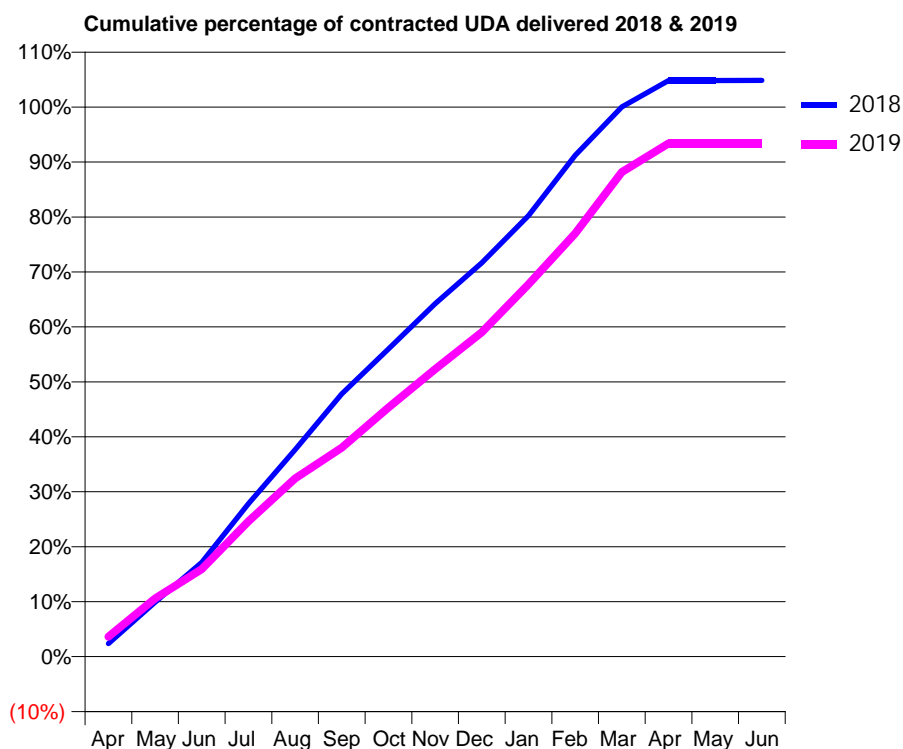
18/19 Contracted general activity (UDA)	13,400
Carry forward general activity (UDA)	0
18/19 Contracted orthodontic activity (UOA)	0
Carry forward orthodontic activity (UOA)	0
Baseline contract value	£304,578.76

ACCESS*

Patients seen in 24 months	Total	Change since previous quarter
Quarter ending March 2018	3,105	
Quarter ending June 2018	3,288	↑
Quarter ending September 2018	3,424	↑
Quarter ending December 2018	3,480	→
Quarter ending March 2019	3,935	↑
Variance since March 2018	26.7%	↑



ACTIVITY



Month	Adjusted Scheduled Activity (UDA)	
	2018	2019
April	240	487
May	991	1,418
June	1,715	2,134
July	2,783	3,298
August	3,769	4,345
September	4,781	5,094
October	5,600	6,071
November	6,422	7,013
December	7,165	7,909
January	8,025	9,080
February	9,124	10,318
March	10,001	11,816
April	10,483	12,512
May	10,483	12,514
June	10,484	12,514

QUALITY

	Quantity	Base Number	Contract	AT	Region	England
% of FP17s for the same patient ID Re-attending within 3 months - Children	74	1,884	3.9%	9.7%	11.3%	11.8%
% of FP17s for the same patient ID Re-attending within 3 months - Adults	487	4,700	10.4%	14.0%	15.4%	15.7%
% of FP17s for the same patient ID Re-attending between 3 & 9 months - Children	1,282	1,884	68.0%	61.7%	61.3%	58.9%
% of FP17s for the same patient ID Re-attending between 3 & 9 months - Adults	3,208	4,700	68.3%	52.7%	52.1%	50.8%
% of FP17s for Band 1 Urgent Courses	273	6,663	4.1%	9.8%	9.5%	9.1%
% of FP17s Relating to Free Repair or Replacements	30	6,663	0.5%	0.6%	0.6%	0.8%
% of FP17s Relating to Continuations	65	6,663	1.0%	0.9%	0.8%	0.9%
% of Patients satisfied with the dentistry they have received	0	0	N/A	92.2%	92.4%	92.5%
% of Patients satisfied with the time they had to wait for an appointment	0	0	N/A	85.9%	86.3%	87.0%

* This is based on patients treated on this contract for their most recent course of treatment. Figures in italics indicate the base number of FP17s or Patient Questionnaire responses are less than 100. N/A is shown where the base number of responses is less than 10 during the period. % is calculated as Quantity/Base number*100

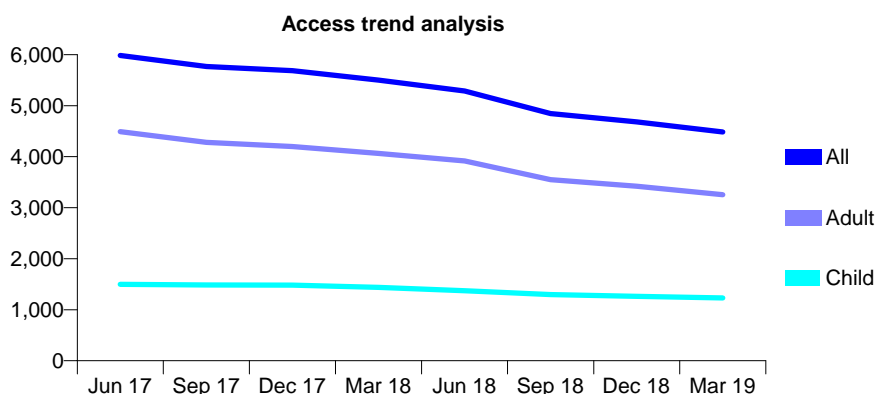
Q70 - Vital Signs At a Glance Contract Report for 199699/0001 - Year end March 2019

Name or company name	Brighter Smile Dental Practice
Contract type name	GDS Contract
Purpose of contract	General
Contract start date	01/05/2010
Contract end date	

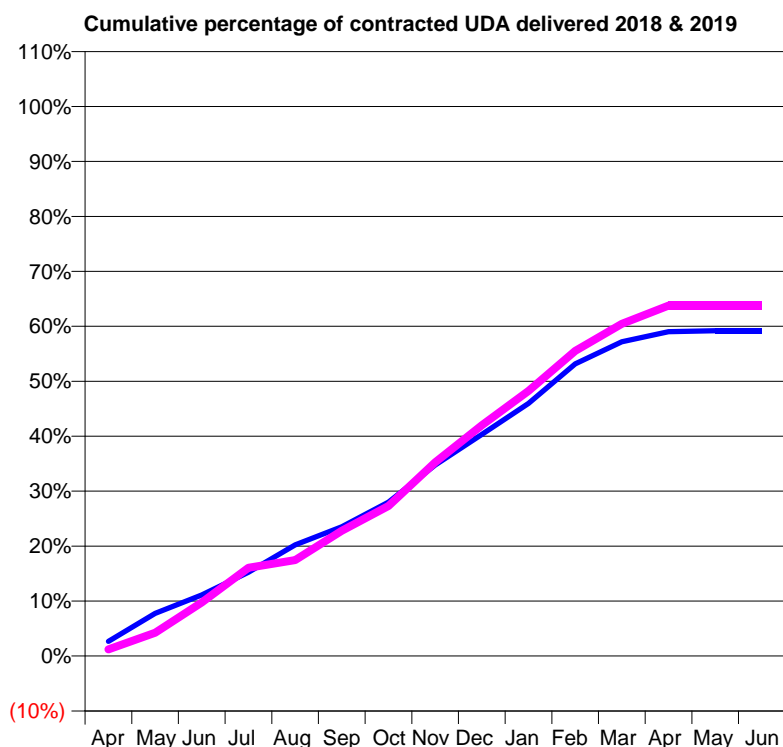
18/19 Contracted general activity (UDA)	17,855
Carry forward general activity (UDA)	0
18/19 Contracted orthodontic activity (UOA)	0
Carry forward orthodontic activity (UOA)	0
Baseline contract value	£429,421.10

ACCESS*

Patients seen in 24 months	Total	Change since previous quarter
Quarter ending March 2018	5,503	
Quarter ending June 2018	5,287	↓
Quarter ending September 2018	4,847	↓
Quarter ending December 2018	4,684	↓
Quarter ending March 2019	4,485	↓
Variance since March 2018	(18.5%)	↓



ACTIVITY



Month	Adjusted Scheduled Activity (UDA)	
	2018	2019
April	473	217
May	1,389	754
June	1,986	1,741
July	2,725	2,868
August	3,613	3,116
September	4,201	4,069
October	5,000	4,876
November	6,205	6,294
December	7,200	7,498
January	8,210	8,610
February	9,490	9,914
March	10,211	10,790
April	10,537	11,384
May	10,571	11,383
June	10,571	11,383

QUALITY

	Quantity	Base Number	Contract	AT	Region	England
% of FP17s for the same patient ID Re-attending within 3 months - Children	104	1,422	7.3%	9.7%	11.3%	11.8%
% of FP17s for the same patient ID Re-attending within 3 months - Adults	384	3,258	11.8%	14.0%	15.4%	15.7%
% of FP17s for the same patient ID Re-attending between 3 & 9 months - Children	780	1,422	54.9%	61.7%	61.3%	58.9%
% of FP17s for the same patient ID Re-attending between 3 & 9 months - Adults	1,577	3,258	48.4%	52.7%	52.1%	50.8%
% of FP17s for Band 1 Urgent Courses	317	4,634	6.8%	9.8%	9.5%	9.1%
% of FP17s Relating to Free Repair or Replacements	6	4,634	0.1%	0.6%	0.6%	0.8%
% of FP17s Relating to Continuations	68	4,634	1.5%	0.9%	0.8%	0.9%
% of Patients satisfied with the dentistry they have received	2	3	N/A	92.2%	92.4%	92.5%
% of Patients satisfied with the time they had to wait for an appointment	2	3	N/A	85.9%	86.3%	87.0%

* This is based on patients treated on this contract for their most recent course of treatment. Figures in italics indicate the base number of FP17s or Patient Questionnaire responses are less than 100. N/A is shown where the base number of responses is less than 10 during the period. % is calculated as Quantity/Base number*100

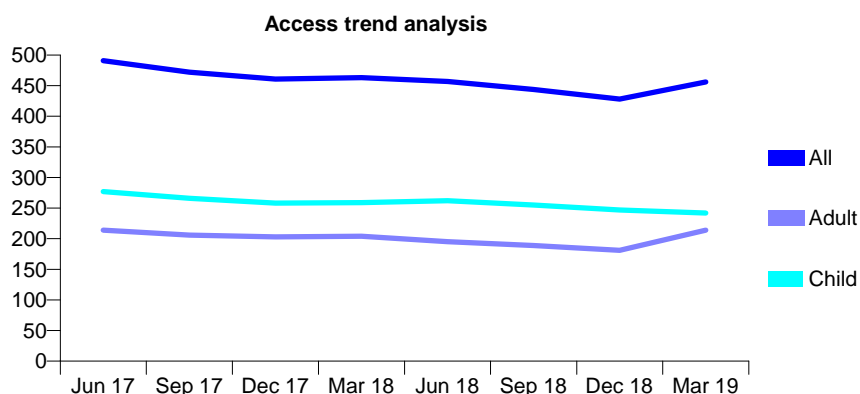
Q70 - Vital Signs At a Glance Contract Report for 199842/0001 - Year end March 2019

Name or company name	Dr F Asghari
Contract type name	GDS Contract
Purpose of contract	General
Contract start date	17/01/2009
Contract end date	

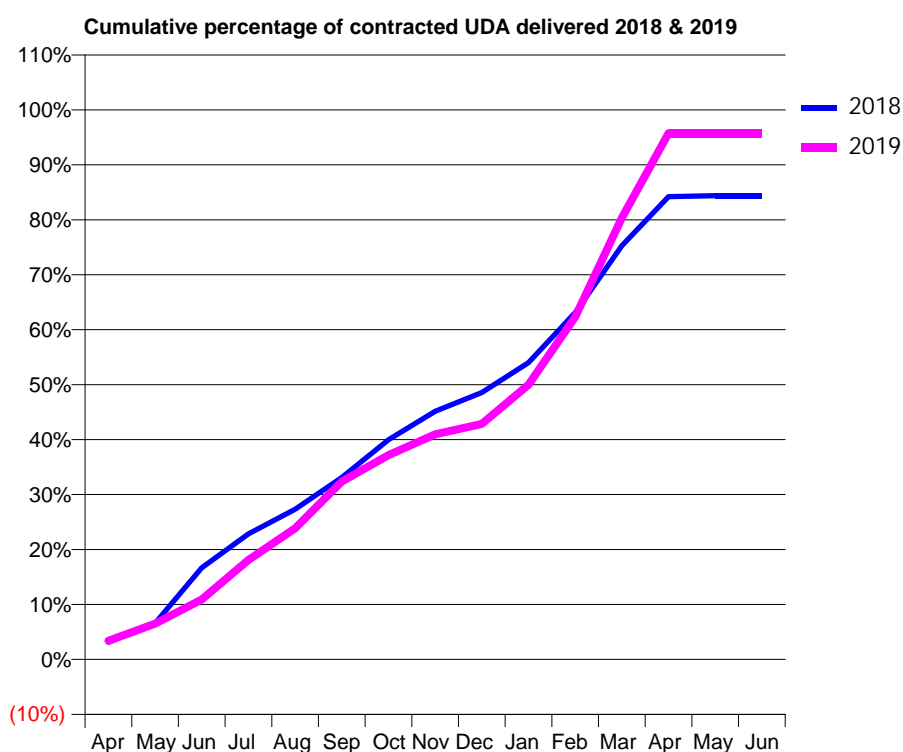
18/19 Contracted general activity (UDA)	1,533
Carry forward general activity (UDA)	0
18/19 Contracted orthodontic activity (UOA)	0
Carry forward orthodontic activity (UOA)	0
Baseline contract value	£33,746.98

ACCESS*

Patients seen in 24 months	Total	Change since previous quarter
Quarter ending March 2018	463	
Quarter ending June 2018	457	↓
Quarter ending September 2018	444	↓
Quarter ending December 2018	428	↓
Quarter ending March 2019	456	↑
Variance since March 2018	(1.5%)	↓



ACTIVITY



Month	2018	2019
April	48	52
May	101	100
June	256	167
July	350	277
August	419	366
September	507	496
October	613	570
November	692	628
December	745	657
January	828	766
February	968	955
March	1,154	1,232
April	1,291	1,468
May	1,294	1,468
June	1,294	1,468

QUALITY

	Quantity	Base Number	Contract	AT	Region	England
% of FP17s for the same patient ID Re-attending within 3 months - Children	14	389	3.6%	9.7%	11.3%	11.8%
% of FP17s for the same patient ID Re-attending within 3 months - Adults	6	164	3.7%	14.0%	15.4%	15.7%
% of FP17s for the same patient ID Re-attending between 3 & 9 months - Children	273	389	70.2%	61.7%	61.3%	58.9%
% of FP17s for the same patient ID Re-attending between 3 & 9 months - Adults	82	164	50.0%	52.7%	52.1%	50.8%
% of FP17s for Band 1 Urgent Courses	13	567	2.3%	9.8%	9.5%	9.1%
% of FP17s Relating to Free Repair or Replacements	0	567	0.0%	0.6%	0.6%	0.8%
% of FP17s Relating to Continuations	0	567	0.0%	0.9%	0.8%	0.9%
% of Patients satisfied with the dentistry they have received	0	0	N/A	92.2%	92.4%	92.5%
% of Patients satisfied with the time they had to wait for an appointment	0	0	N/A	85.9%	86.3%	87.0%

* This is based on patients treated on this contract for their most recent course of treatment. Figures in italics indicate the base number of FP17s or Patient Questionnaire responses are less than 100. N/A is shown where the base number of responses is less than 10 during the period. % is calculated as Quantity/Base number*100

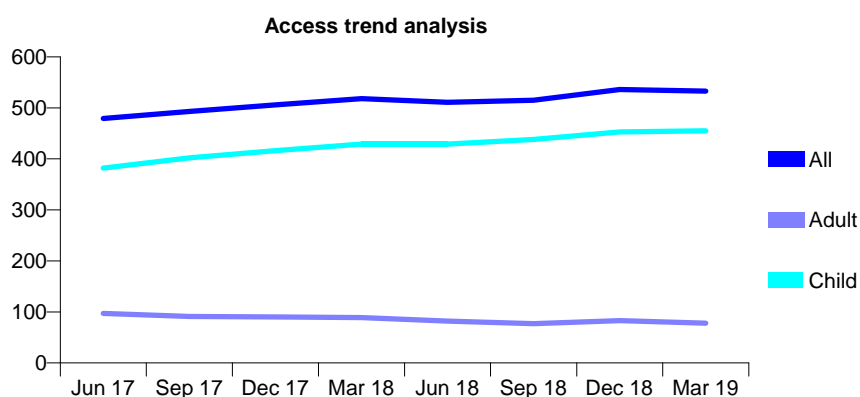
Q70 - Vital Signs At a Glance Contract Report for 210420/0001 - Year end March 2019

Name or company name	Poundbury Dental Practice
Contract type name	GDS Contract
Purpose of contract	General
Contract start date	01/04/2006
Contract end date	

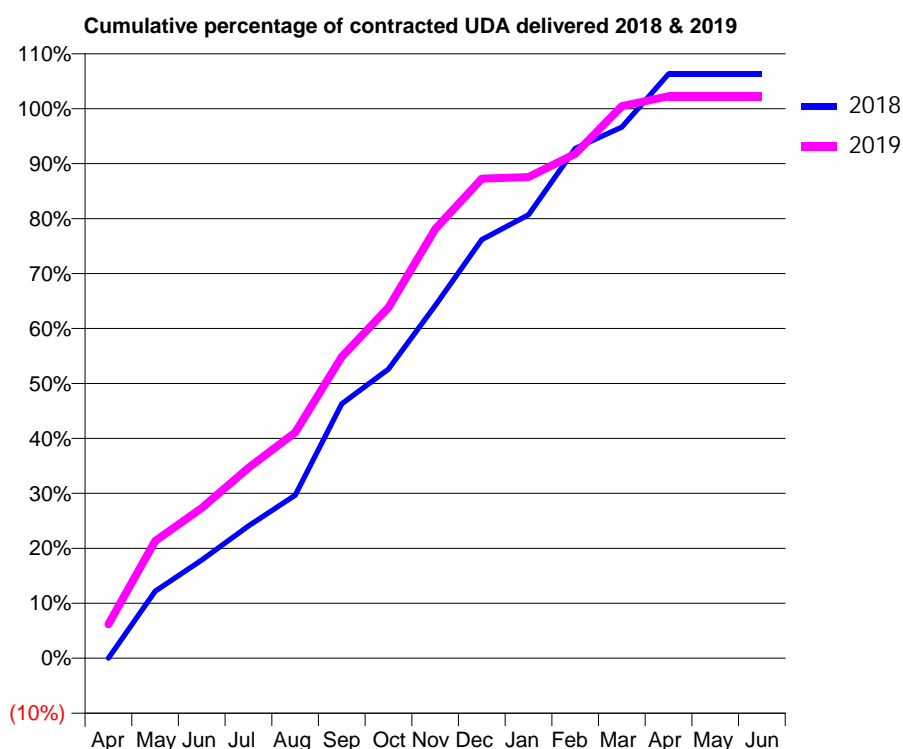
18/19 Contracted general activity (UDA)	952
Carry forward general activity (UDA)	0
18/19 Contracted orthodontic activity (UOA)	0
Carry forward orthodontic activity (UOA)	0
Baseline contract value	£22,911.53

ACCESS*

Patients seen in 24 months	Total	Change since previous quarter
Quarter ending March 2018	518	
Quarter ending June 2018	511	↓
Quarter ending September 2018	515	→
Quarter ending December 2018	536	↑
Quarter ending March 2019	533	→
Variance since March 2018	2.9%	↑



ACTIVITY



Month	Adjusted Scheduled Activity (UDA)	
	2018	2019
April	0	59
May	116	203
June	170	260
July	229	330
August	282	391
September	441	522
October	501	607
November	611	743
December	725	831
January	768	834
February	883	874
March	920	956
April	1,012	973
May	1,012	973
June	1,012	973

QUALITY

	Quantity	Base Number	Contract	AT	Region	England
% of FP17s for the same patient ID Re-attending within 3 months - Children	41	777	5.3%	9.7%	11.3%	11.8%
% of FP17s for the same patient ID Re-attending within 3 months - Adults	4	46	8.7%	14.0%	15.4%	15.7%
% of FP17s for the same patient ID Re-attending between 3 & 9 months - Children	545	777	70.1%	61.7%	61.3%	58.9%
% of FP17s for the same patient ID Re-attending between 3 & 9 months - Adults	24	46	52.2%	52.7%	52.1%	50.8%
% of FP17s for Band 1 Urgent Courses	17	766	2.2%	9.8%	9.5%	9.1%
% of FP17s Relating to Free Repair or Replacements	0	766	0.0%	0.6%	0.6%	0.8%
% of FP17s Relating to Continuations	3	766	0.4%	0.9%	0.8%	0.9%
% of Patients satisfied with the dentistry they have received	0	0	N/A	92.2%	92.4%	92.5%
% of Patients satisfied with the time they had to wait for an appointment	0	0	N/A	85.9%	86.3%	87.0%

* This is based on patients treated on this contract for their most recent course of treatment.

Figures in italics indicate the base number of FP17s or Patient Questionnaire responses are less than 100. N/A is shown where the base number of responses is less than 10 during the period. % is calculated as Quantity/Base number*100

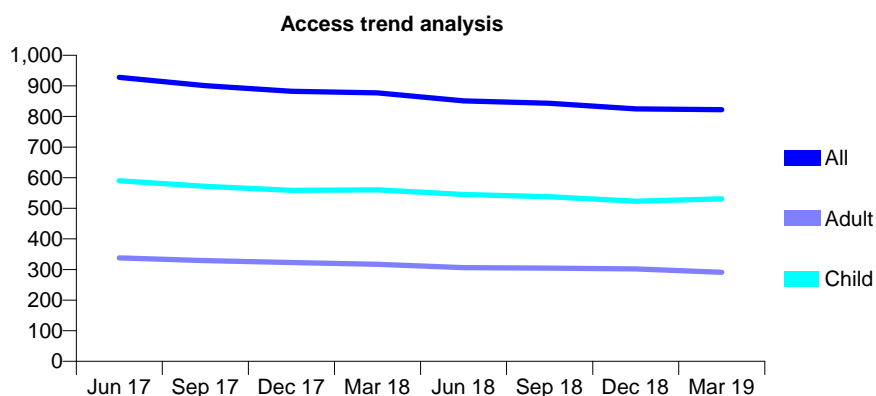
Q70 - Vital Signs At a Glance Contract Report for 213195/0001 - Year end March 2019

Name or company name	The Beeches Dental Practice
Contract type name	GDS Contract
Purpose of contract	General
Contract start date	01/04/2006
Contract end date	

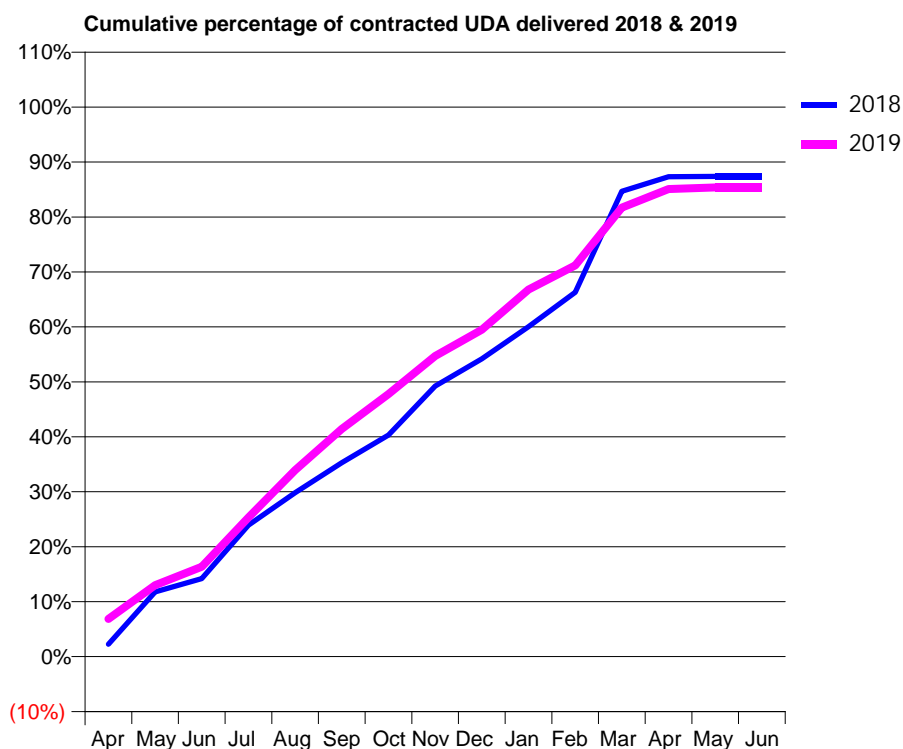
18/19 Contracted general activity (UDA)	1,913
Carry forward general activity (UDA)	0
18/19 Contracted orthodontic activity (UOA)	0
Carry forward orthodontic activity (UOA)	0
Baseline contract value	£42,751.89

ACCESS*

Patients seen in 24 months	Total	Change since previous quarter
Quarter ending March 2018	877	
Quarter ending June 2018	851	↓
Quarter ending September 2018	843	→
Quarter ending December 2018	825	↓
Quarter ending March 2019	822	→
Variance since March 2018	(6.3%)	↓



ACTIVITY



Month	Adjusted Scheduled Activity (UDA)	
	2018	2019
April	43	131
May	226	249
June	272	313
July	457	485
August	571	649
September	675	793
October	771	914
November	942	1,046
December	1,036	1,138
January	1,148	1,278
February	1,269	1,362
March	1,620	1,563
April	1,671	1,628
May	1,672	1,633
June	1,672	1,633

QUALITY

	Quantity	Base Number	Contract	AT	Region	England
% of FP17s for the same patient ID Re-attending within 3 months - Children	54	909	5.9%	9.7%	11.3%	11.8%
% of FP17s for the same patient ID Re-attending within 3 months - Adults	33	325	10.2%	14.0%	15.4%	15.7%
% of FP17s for the same patient ID Re-attending between 3 & 9 months - Children	646	909	71.1%	61.7%	61.3%	58.9%
% of FP17s for the same patient ID Re-attending between 3 & 9 months - Adults	207	325	63.7%	52.7%	52.1%	50.8%
% of FP17s for Band 1 Urgent Courses	34	1,231	2.8%	9.8%	9.5%	9.1%
% of FP17s Relating to Free Repair or Replacements	0	1,231	0.0%	0.6%	0.6%	0.8%
% of FP17s Relating to Continuations	0	1,231	0.0%	0.9%	0.8%	0.9%
% of Patients satisfied with the dentistry they have received	0	0	N/A	92.2%	92.4%	92.5%
% of Patients satisfied with the time they had to wait for an appointment	0	0	N/A	85.9%	86.3%	87.0%

* This is based on patients treated on this contract for their most recent course of treatment. Figures in italics indicate the base number of FP17s or Patient Questionnaire responses are less than 100. N/A is shown where the base number of responses is less than 10 during the period. % is calculated as Quantity/Base number*100

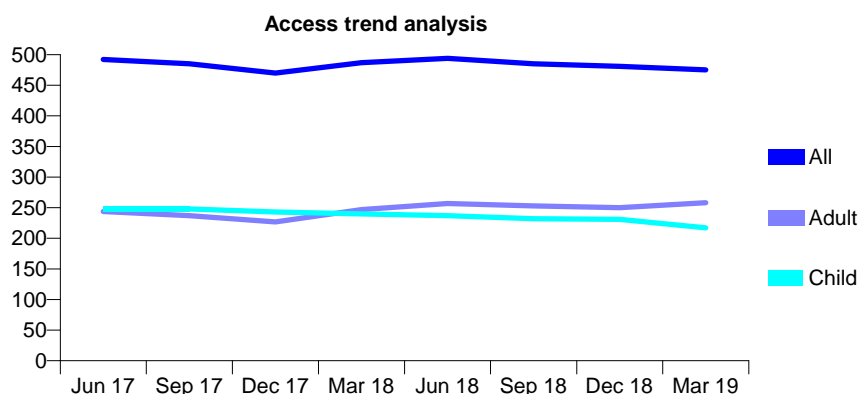
Q70 - Vital Signs At a Glance Contract Report for 215066/0001 - Year end March 2019

Name or company name	Heritage Dental Health
Contract type name	GDS Contract
Purpose of contract	General and Orthodontic
Contract start date	01/04/2006
Contract end date	

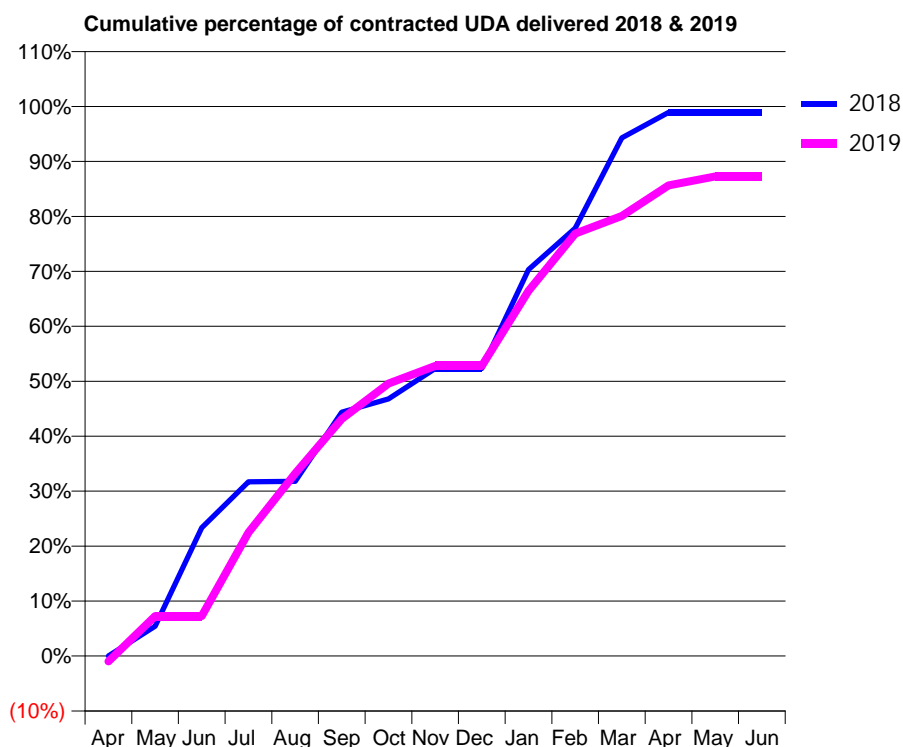
18/19 Contracted general activity (UDA)	1,000
Carry forward general activity (UDA)	10
18/19 Contracted orthodontic activity (UOA)	368
Carry forward orthodontic activity (UOA)	0
Baseline contract value	£51,677.72

ACCESS*

Patients seen in 24 months	Total	Change since previous quarter
Quarter ending March 2018	487	
Quarter ending June 2018	494	→
Quarter ending September 2018	485	↓
Quarter ending December 2018	481	→
Quarter ending March 2019	475	↓
Variance since March 2018	(2.5%)	↓



ACTIVITY



Month	Adjusted Scheduled Activity (UDA)	
	2018	2019
April	0	-10
May	54	73
June	233	73
July	317	225
August	318	332
September	444	431
October	468	496
November	523	528
December	523	528
January	703	665
February	779	769
March	943	801
April	989	856
May	989	872
June	989	872

QUALITY

	Quantity	Base Number	Contract	AT	Region	England
% of FP17s for the same patient ID Re-attending within 3 months - Children	29	328	8.8%	9.7%	11.3%	11.8%
% of FP17s for the same patient ID Re-attending within 3 months - Adults	23	290	7.9%	14.0%	15.4%	15.7%
% of FP17s for the same patient ID Re-attending between 3 & 9 months - Children	171	328	52.1%	61.7%	61.3%	58.9%
% of FP17s for the same patient ID Re-attending between 3 & 9 months - Adults	161	290	55.5%	52.7%	52.1%	50.8%
% of FP17s for Band 1 Urgent Courses	32	591	5.4%	9.8%	9.5%	9.1%
% of FP17s Relating to Free Repair or Replacements	0	591	0.0%	0.6%	0.6%	0.8%
% of FP17s Relating to Continuations	0	591	0.0%	0.9%	0.8%	0.9%
% of Patients satisfied with the dentistry they have received	0	0	N/A	92.2%	92.4%	92.5%
% of Patients satisfied with the time they had to wait for an appointment	0	0	N/A	85.9%	86.3%	87.0%

* This is based on patients treated on this contract for their most recent course of treatment. Figures in italics indicate the base number of FP17s or Patient Questionnaire responses are less than 100. N/A is shown where the base number of responses is less than 10 during the period. % is calculated as Quantity/Base number*100

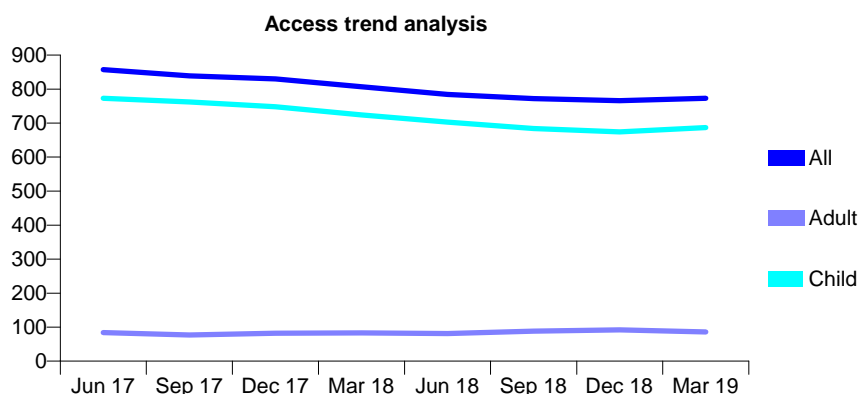
Q70 - Vital Signs At a Glance Contract Report for 215767/0001 - Year end March 2019

Name or company name	Maximilian Waller
Contract type name	GDS Contract
Purpose of contract	General
Contract start date	01/04/2006
Contract end date	

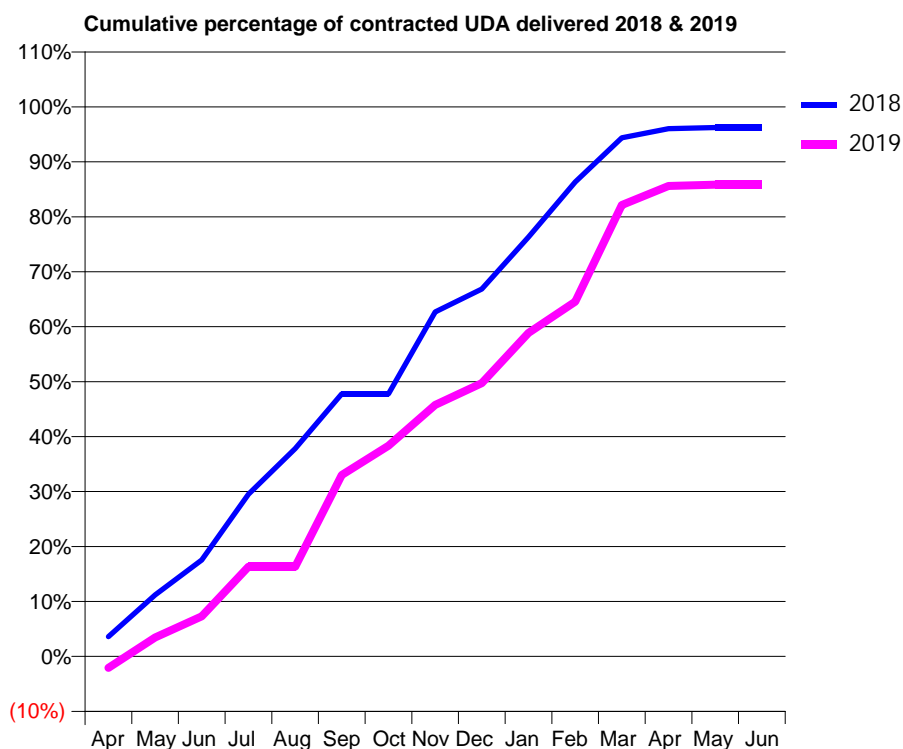
18/19 Contracted general activity (UDA)	1,620
Carry forward general activity (UDA)	61
18/19 Contracted orthodontic activity (UOA)	0
Carry forward orthodontic activity (UOA)	0
Baseline contract value	£41,895.82

ACCESS*

Patients seen in 24 months	Total	Change since previous quarter
Quarter ending March 2018	807	
Quarter ending June 2018	784	↓
Quarter ending September 2018	772	↓
Quarter ending December 2018	766	→
Quarter ending March 2019	773	→
Variance since March 2018	(4.2%)	↓



ACTIVITY



Month	Adjusted Scheduled Activity (UDA)	
	2018	2019
April	58	-34
May	181	56
June	285	118
July	478	264
August	613	264
September	774	535
October	774	621
November	1,016	742
December	1,083	806
January	1,236	954
February	1,399	1,046
March	1,529	1,330
April	1,556	1,387
May	1,559	1,391
June	1,559	1,391

QUALITY

	Quantity	Base Number	Contract	AT	Region	England
% of FP17s for the same patient ID Re-attending within 3 months - Children	63	1,103	5.7%	9.7%	11.3%	11.8%
% of FP17s for the same patient ID Re-attending within 3 months - Adults	2	34	5.9%	14.0%	15.4%	15.7%
% of FP17s for the same patient ID Re-attending between 3 & 9 months - Children	748	1,103	67.8%	61.7%	61.3%	58.9%
% of FP17s for the same patient ID Re-attending between 3 & 9 months - Adults	25	34	73.5%	52.7%	52.1%	50.8%
% of FP17s for Band 1 Urgent Courses	14	1,149	1.2%	9.8%	9.5%	9.1%
% of FP17s Relating to Free Repair or Replacements	0	1,149	0.0%	0.6%	0.6%	0.8%
% of FP17s Relating to Continuations	17	1,149	1.5%	0.9%	0.8%	0.9%
% of Patients satisfied with the dentistry they have received	0	0	N/A	92.2%	92.4%	92.5%
% of Patients satisfied with the time they had to wait for an appointment	0	0	N/A	85.9%	86.3%	87.0%

* This is based on patients treated on this contract for their most recent course of treatment. Figures in italics indicate the base number of FP17s or Patient Questionnaire responses are less than 100. N/A is shown where the base number of responses is less than 10 during the period. % is calculated as Quantity/Base number*100

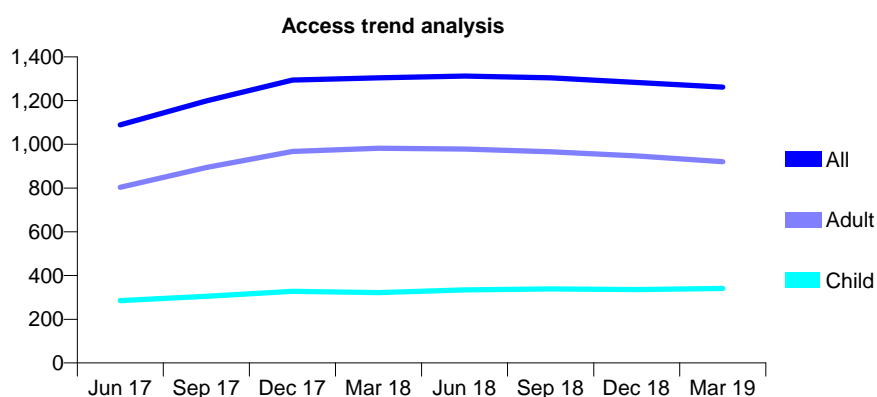
Q70 - Vital Signs At a Glance Contract Report for 215872/0002 - Year end March 2019

Name or company name	Ian White
Contract type name	GDS Contract
Purpose of contract	General
Contract start date	01/04/2006
Contract end date	

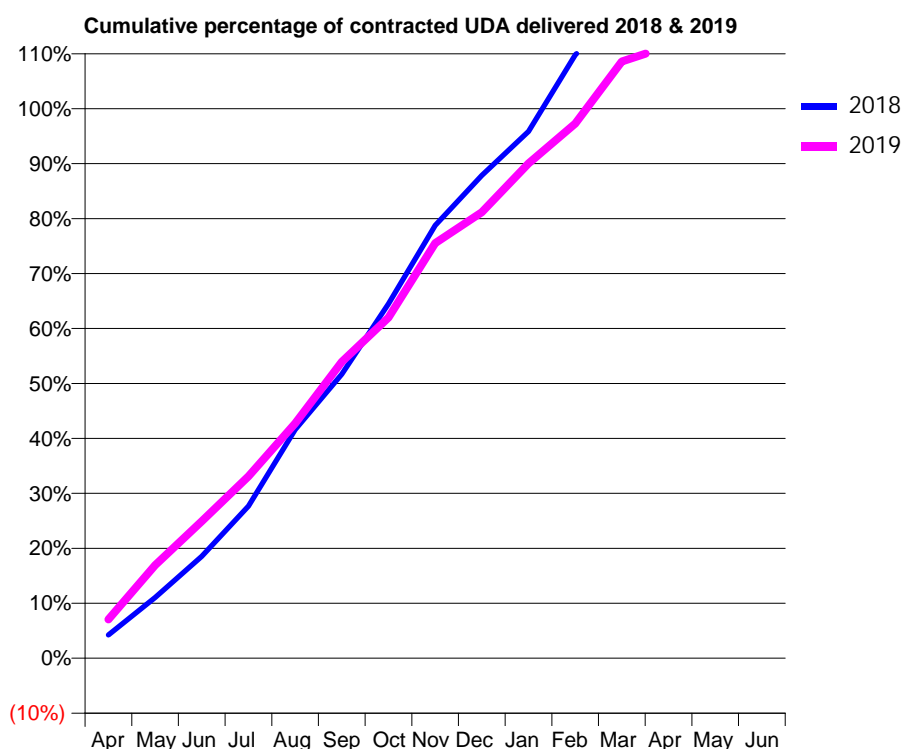
18/19 Contracted general activity (UDA)	3,235
Carry forward general activity (UDA)	0
18/19 Contracted orthodontic activity (UOA)	0
Carry forward orthodontic activity (UOA)	0
Baseline contract value	£84,691.58

ACCESS*

Patients seen in 24 months	Total	Change since previous quarter
Quarter ending March 2018	1,304	
Quarter ending June 2018	1,312	→
Quarter ending September 2018	1,304	→
Quarter ending December 2018	1,283	↓
Quarter ending March 2019	1,262	↓
Variance since March 2018	(3.2%)	↓



ACTIVITY



Month	2018	2019
April	137	229
May	357	548
June	599	806
July	895	1,070
August	1,346	1,383
September	1,672	1,744
October	2,087	2,005
November	2,548	2,444
December	2,842	2,626
January	3,102	2,913
February	3,551	3,147
March	3,815	3,512
April	3,849	3,603
May	3,849	3,603
June	3,849	3,603

QUALITY

	Quantity	Base Number	Contract	AT	Region	England
% of FP17s for the same patient ID Re-attending within 3 months - Children	25	535	4.7%	9.7%	11.3%	11.8%
% of FP17s for the same patient ID Re-attending within 3 months - Adults	198	1,507	13.1%	14.0%	15.4%	15.7%
% of FP17s for the same patient ID Re-attending between 3 & 9 months - Children	389	535	72.7%	61.7%	61.3%	58.9%
% of FP17s for the same patient ID Re-attending between 3 & 9 months - Adults	1,123	1,507	74.5%	52.7%	52.1%	50.8%
% of FP17s for Band 1 Urgent Courses	112	2,072	5.4%	9.8%	9.5%	9.1%
% of FP17s Relating to Free Repair or Replacements	0	2,072	0.0%	0.6%	0.6%	0.8%
% of FP17s Relating to Continuations	5	2,072	0.2%	0.9%	0.8%	0.9%
% of Patients satisfied with the dentistry they have received	0	0	N/A	92.2%	92.4%	92.5%
% of Patients satisfied with the time they had to wait for an appointment	0	0	N/A	85.9%	86.3%	87.0%

* This is based on patients treated on this contract for their most recent course of treatment.

Figures in italics indicate the base number of FP17s or Patient Questionnaire responses are less than 100. N/A is shown where the base number of responses is less than 10 during the period. % is calculated as Quantity/Base number*100

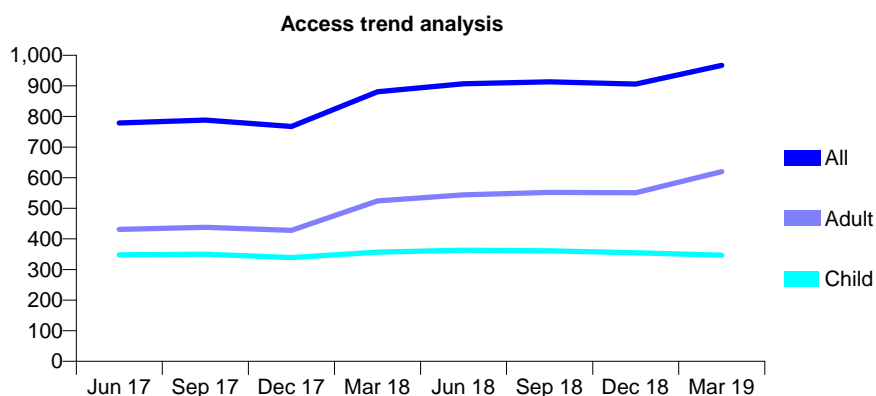
Q70 - Vital Signs At a Glance Contract Report for 215872/0003 - Year end March 2019

Name or company name	Gosport Road Partnership
Contract type name	GDS Contract
Purpose of contract	General and Orthodontic
Contract start date	01/04/2006
Contract end date	

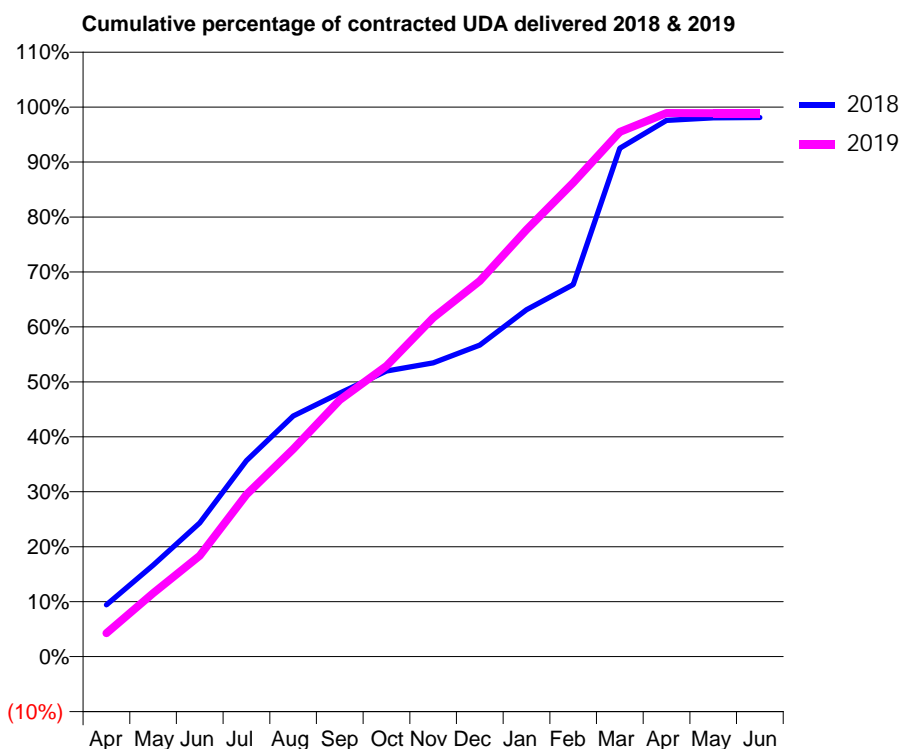
18/19 Contracted general activity (UDA)	1,849
Carry forward general activity (UDA)	35
18/19 Contracted orthodontic activity (UOA)	154
Carry forward orthodontic activity (UOA)	0
Baseline contract value	£62,860.79

ACCESS*

Patients seen in 24 months	Total	Change since previous quarter
Quarter ending March 2018	881	
Quarter ending June 2018	907	↑
Quarter ending September 2018	913	→
Quarter ending December 2018	906	→
Quarter ending March 2019	967	↑
Variance since March 2018	9.8%	↑



ACTIVITY



Month	Adjusted Scheduled Activity (UDA)	
	2018	2019
April	174	101
May	308	271
June	450	431
July	659	693
August	810	887
September	887	1,097
October	961	1,242
November	988	1,449
December	1,048	1,606
January	1,167	1,825
February	1,252	2,026
March	1,710	2,243
April	1,804	2,323
May	1,813	2,322
June	1,814	2,322

QUALITY

	Quantity	Base Number	Contract	AT	Region	England
% of FP17s for the same patient ID Re-attending within 3 months - Children	50	582	8.6%	9.7%	11.3%	11.8%
% of FP17s for the same patient ID Re-attending within 3 months - Adults	98	845	11.6%	14.0%	15.4%	15.7%
% of FP17s for the same patient ID Re-attending between 3 & 9 months - Children	372	582	63.9%	61.7%	61.3%	58.9%
% of FP17s for the same patient ID Re-attending between 3 & 9 months - Adults	471	845	55.7%	52.7%	52.1%	50.8%
% of FP17s for Band 1 Urgent Courses	78	1,389	5.6%	9.8%	9.5%	9.1%
% of FP17s Relating to Free Repair or Replacements	8	1,389	0.6%	0.6%	0.6%	0.8%
% of FP17s Relating to Continuations	3	1,389	0.2%	0.9%	0.8%	0.9%
% of Patients satisfied with the dentistry they have received	0	0	N/A	92.2%	92.4%	92.5%
% of Patients satisfied with the time they had to wait for an appointment	0	0	N/A	85.9%	86.3%	87.0%

* This is based on patients treated on this contract for their most recent course of treatment. Figures in italics indicate the base number of FP17s or Patient Questionnaire responses are less than 100. N/A is shown where the base number of responses is less than 10 during the period. % is calculated as Quantity/Base number*100

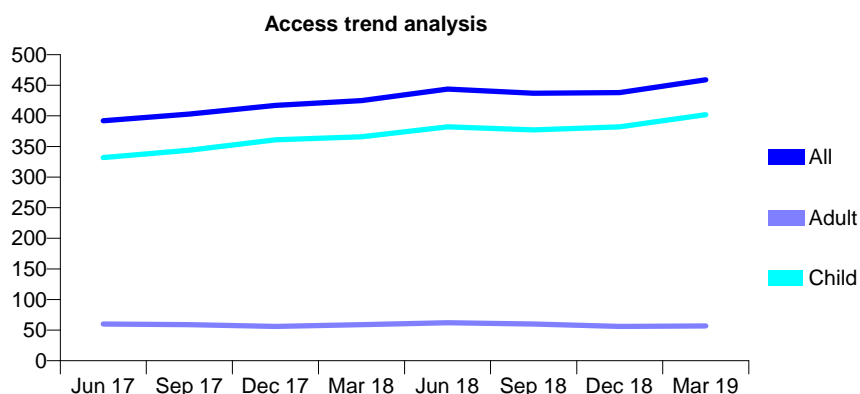
Q70 - Vital Signs At a Glance Contract Report for 218898/0001 - Year end March 2019

Name or company name	Bright Blue Dental Practice
Contract type name	GDS Contract
Purpose of contract	General
Contract start date	01/04/2006
Contract end date	

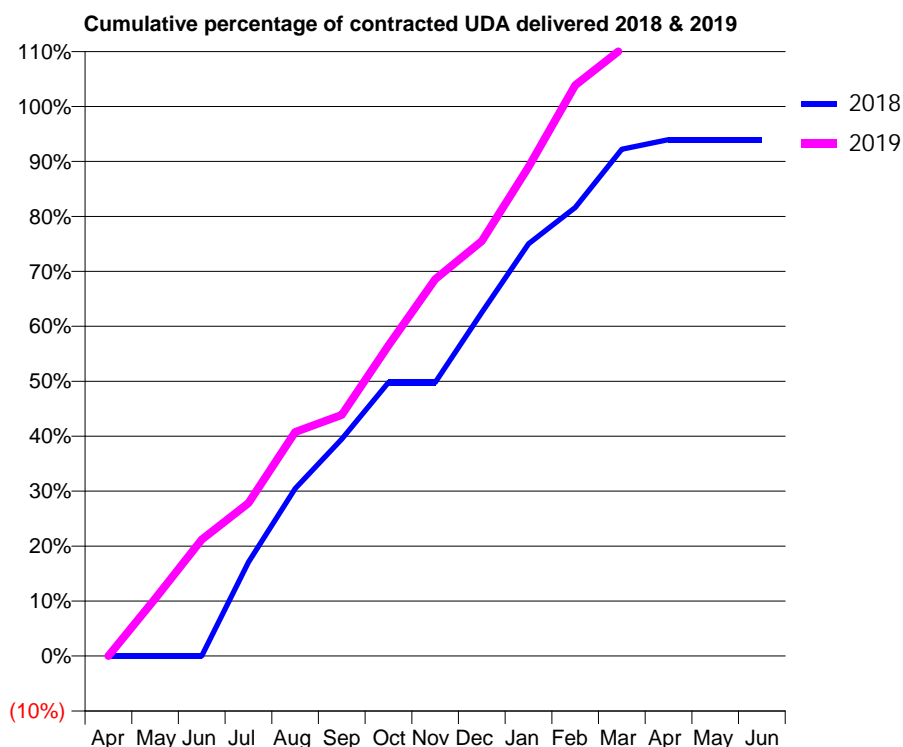
18/19 Contracted general activity (UDA)	680
Carry forward general activity (UDA)	0
18/19 Contracted orthodontic activity (UOA)	0
Carry forward orthodontic activity (UOA)	0
Baseline contract value	£16,357.04

ACCESS*

Patients seen in 24 months	Total	Change since previous quarter
Quarter ending March 2018	425	
Quarter ending June 2018	444	↑
Quarter ending September 2018	437	↓
Quarter ending December 2018	438	→
Quarter ending March 2019	459	↑
Variance since March 2018	8.0%	↑



ACTIVITY



Month	Adjusted Scheduled Activity (UDA)	
	2018	2019
April	0	0
May	0	71
June	0	144
July	116	189
August	207	277
September	268	298
October	339	384
November	339	466
December	425	513
January	510	605
February	555	706
March	627	752
April	639	789
May	639	789
June	639	789

QUALITY

	Quantity	Base Number	Contract	AT	Region	England
% of FP17s for the same patient ID Re-attending within 3 months - Children	24	545	4.4%	9.7%	11.3%	11.8%
% of FP17s for the same patient ID Re-attending within 3 months - Adults	0	17	0.0%	14.0%	15.4%	15.7%
% of FP17s for the same patient ID Re-attending between 3 & 9 months - Children	292	545	53.6%	61.7%	61.3%	58.9%
% of FP17s for the same patient ID Re-attending between 3 & 9 months - Adults	9	17	52.9%	52.7%	52.1%	50.8%
% of FP17s for Band 1 Urgent Courses	9	579	1.6%	9.8%	9.5%	9.1%
% of FP17s Relating to Free Repair or Replacements	0	579	0.0%	0.6%	0.6%	0.8%
% of FP17s Relating to Continuations	11	579	1.9%	0.9%	0.8%	0.9%
% of Patients satisfied with the dentistry they have received	0	0	N/A	92.2%	92.4%	92.5%
% of Patients satisfied with the time they had to wait for an appointment	0	0	N/A	85.9%	86.3%	87.0%

* This is based on patients treated on this contract for their most recent course of treatment. Figures in italics indicate the base number of FP17s or Patient Questionnaire responses are less than 100. N/A is shown where the base number of responses is less than 10 during the period. % is calculated as Quantity/Base number*100

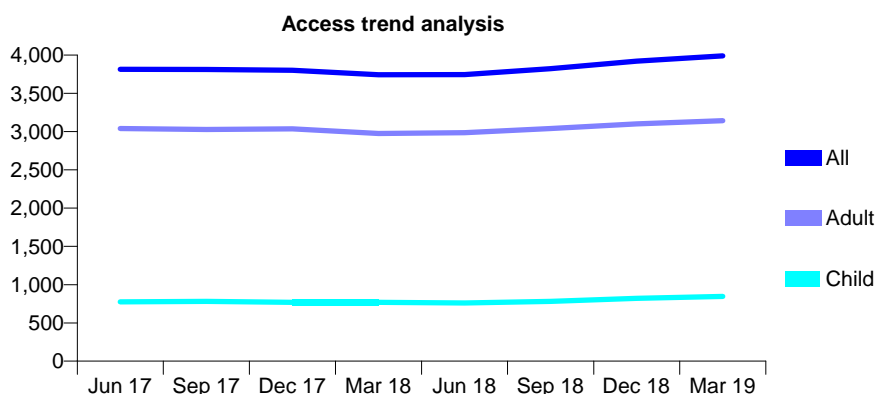
Q70 - Vital Signs At a Glance Contract Report for 219177/0001 - Year end March 2019

Name or company name	Alder Road Practice Partnership
Contract type name	GDS Contract
Purpose of contract	General
Contract start date	01/04/2006
Contract end date	

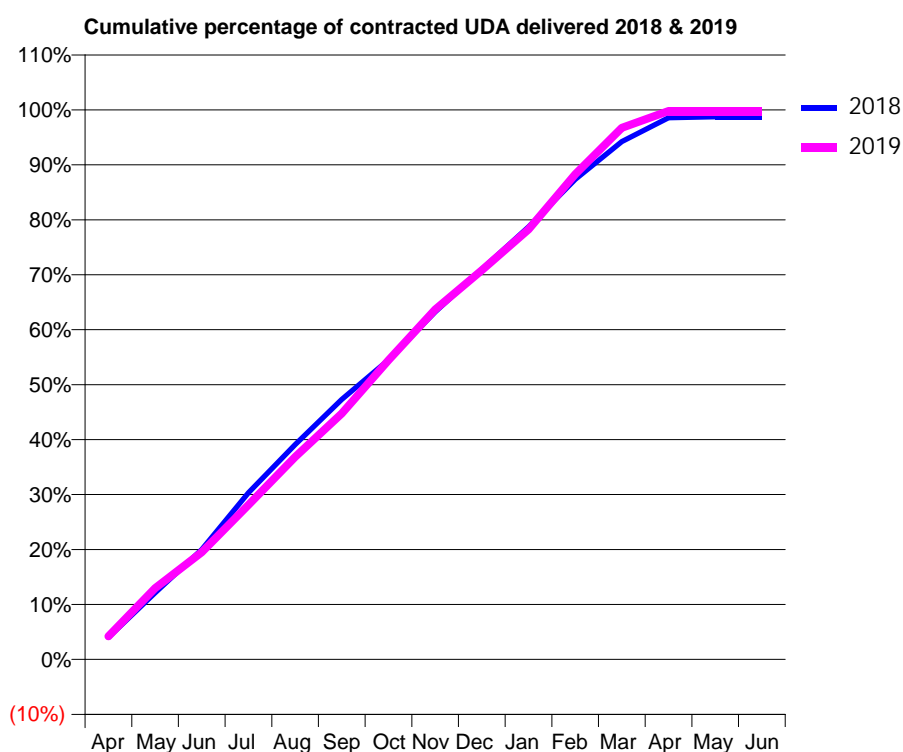
18/19 Contracted general activity (UDA)	12,000
Carry forward general activity (UDA)	151
18/19 Contracted orthodontic activity (UOA)	0
Carry forward orthodontic activity (UOA)	0
Baseline contract value	£302,265.47

ACCESS*

Patients seen in 24 months	Total	Change since previous quarter
Quarter ending March 2018	3,743	
Quarter ending June 2018	3,745	→
Quarter ending September 2018	3,823	↑
Quarter ending December 2018	3,921	↑
Quarter ending March 2019	3,989	→
Variance since March 2018	6.6%	↑



ACTIVITY



Month	Adjusted Scheduled Activity (UDA)	
	2018	2019
April	481	506
May	1,458	1,557
June	2,399	2,340
July	3,640	3,373
August	4,692	4,423
September	5,678	5,371
October	6,540	6,533
November	7,586	7,641
December	8,520	8,499
January	9,445	9,388
February	10,482	10,595
March	11,306	11,605
April	11,827	11,976
May	11,847	11,977
June	11,848	11,977

QUALITY

	Quantity	Base Number	Contract	AT	Region	England
% of FP17s for the same patient ID Re-attending within 3 months - Children	79	1,387	5.7%	9.7%	11.3%	11.8%
% of FP17s for the same patient ID Re-attending within 3 months - Adults	844	4,975	17.0%	14.0%	15.4%	15.7%
% of FP17s for the same patient ID Re-attending between 3 & 9 months - Children	894	1,387	64.5%	61.7%	61.3%	58.9%
% of FP17s for the same patient ID Re-attending between 3 & 9 months - Adults	2,927	4,975	58.8%	52.7%	52.1%	50.8%
% of FP17s for Band 1 Urgent Courses	741	6,356	11.7%	9.8%	9.5%	9.1%
% of FP17s Relating to Free Repair or Replacements	13	6,356	0.2%	0.6%	0.6%	0.8%
% of FP17s Relating to Continuations	94	6,356	1.5%	0.9%	0.8%	0.9%
% of Patients satisfied with the dentistry they have received	2	2	N/A	92.2%	92.4%	92.5%
% of Patients satisfied with the time they had to wait for an appointment	2	2	N/A	85.9%	86.3%	87.0%

* This is based on patients treated on this contract for their most recent course of treatment. Figures in italics indicate the base number of FP17s or Patient Questionnaire responses are less than 100. N/A is shown where the base number of responses is less than 10 during the period. % is calculated as Quantity/Base number*100

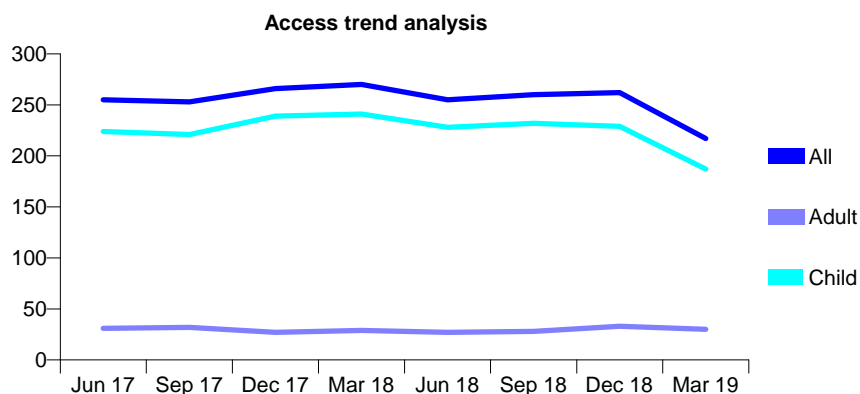
Q70 - Vital Signs At a Glance Contract Report for 219908/0001 - Year end March 2019

Name or company name	MR RD HUGHES
Contract type name	GDS Contract
Purpose of contract	General
Contract start date	01/04/2006
Contract end date	

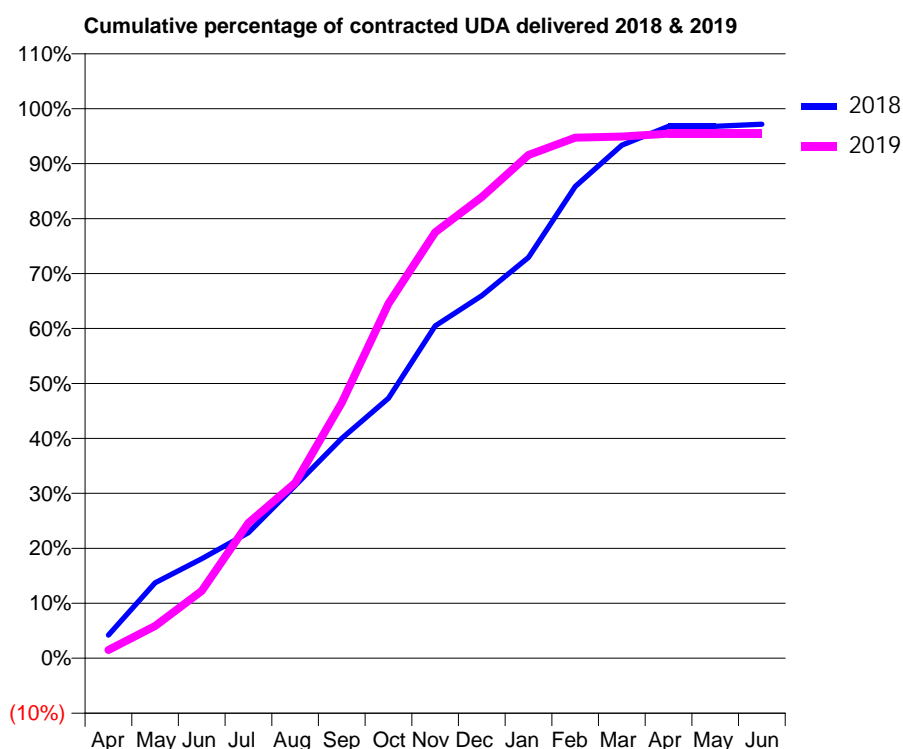
18/19 Contracted general activity (UDA)	550
Carry forward general activity (UDA)	15
18/19 Contracted orthodontic activity (UOA)	0
Carry forward orthodontic activity (UOA)	0
Baseline contract value	£11,922.42

ACCESS*

Patients seen in 24 months	Total	Change since previous quarter
Quarter ending March 2018	270	
Quarter ending June 2018	255	↓
Quarter ending September 2018	260	→
Quarter ending December 2018	262	→
Quarter ending March 2019	217	↓
Variance since March 2018	(19.6%)	↓



ACTIVITY



Month	2018	2019
April	23	8
May	76	32
June	100	67
July	126	135
August	173	175
September	220	256
October	260	355
November	333	426
December	363	462
January	401	504
February	472	521
March	513	522
April	532	525
May	532	525
June	534	525

QUALITY

	Quantity	Base Number	Contract	AT	Region	England
% of FP17s for the same patient ID Re-attending within 3 months - Children	8	312	2.6%	9.7%	11.3%	11.8%
% of FP17s for the same patient ID Re-attending within 3 months - Adults	0	0	N/A	14.0%	15.4%	15.7%
% of FP17s for the same patient ID Re-attending between 3 & 9 months - Children	217	312	69.6%	61.7%	61.3%	58.9%
% of FP17s for the same patient ID Re-attending between 3 & 9 months - Adults	0	0	N/A	52.7%	52.1%	50.8%
% of FP17s for Band 1 Urgent Courses	10	303	3.3%	9.8%	9.5%	9.1%
% of FP17s Relating to Free Repair or Replacements	0	303	0.0%	0.6%	0.6%	0.8%
% of FP17s Relating to Continuations	0	303	0.0%	0.9%	0.8%	0.9%
% of Patients satisfied with the dentistry they have received	0	0	N/A	92.2%	92.4%	92.5%
% of Patients satisfied with the time they had to wait for an appointment	0	0	N/A	85.9%	86.3%	87.0%

* This is based on patients treated on this contract for their most recent course of treatment.

Figures in italics indicate the base number of FP17s or Patient Questionnaire responses are less than 100. N/A is shown where the base number of responses is less than 10 during the period. % is calculated as Quantity/Base number*100

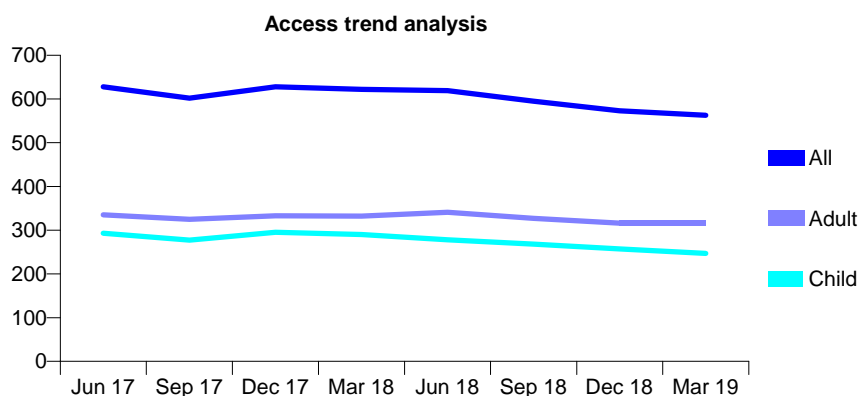
Q70 - Vital Signs At a Glance Contract Report for 221252/0001 - Year end March 2019

Name or company name	East End Lodge Dental Partnership
Contract type name	GDS Contract
Purpose of contract	General and Orthodontic
Contract start date	01/04/2006
Contract end date	

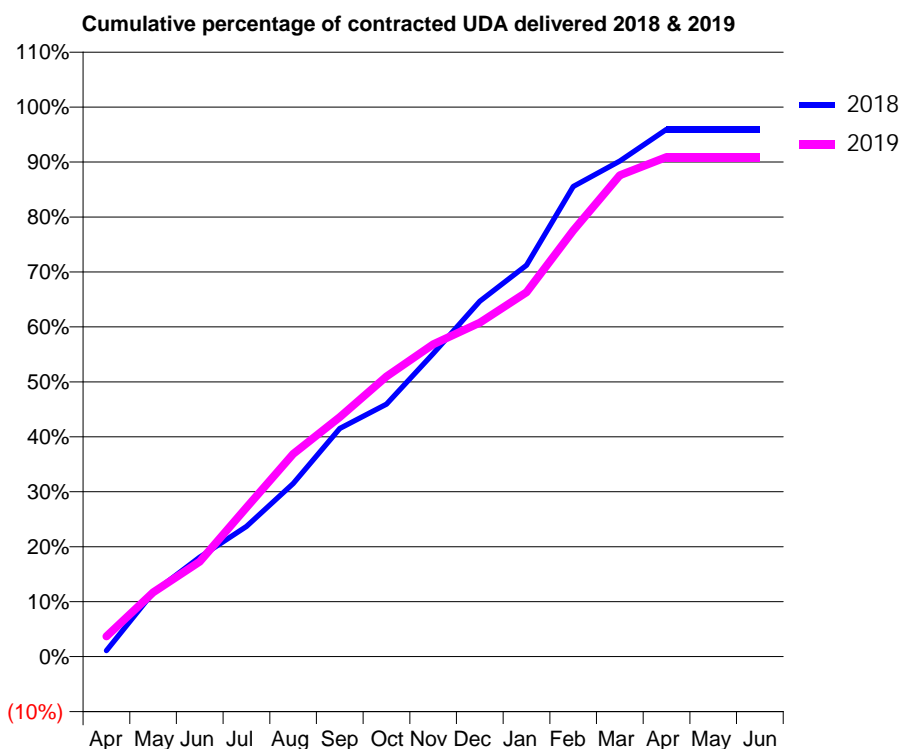
18/19 Contracted general activity (UDA)	1,500
Carry forward general activity (UDA)	0
18/19 Contracted orthodontic activity (UOA)	131
Carry forward orthodontic activity (UOA)	0
Baseline contract value	£48,723.79

ACCESS*

Patients seen in 24 months	Total	Change since previous quarter
Quarter ending March 2018	622	
Quarter ending June 2018	619	→
Quarter ending September 2018	595	↓
Quarter ending December 2018	573	↓
Quarter ending March 2019	563	↓
Variance since March 2018	(9.5%)	↓



ACTIVITY



Month	Adjusted Scheduled Activity (UDA)	
	2018	2019
April	16	55
May	175	175
June	271	259
July	355	407
August	472	553
September	623	654
October	689	765
November	827	853
December	970	912
January	1,068	995
February	1,283	1,163
March	1,353	1,314
April	1,439	1,363
May	1,439	1,363
June	1,439	1,363

QUALITY

	Quantity	Base Number	Contract	AT	Region	England
% of FP17s for the same patient ID Re-attending within 3 months - Children	41	469	8.7%	9.7%	11.3%	11.8%
% of FP17s for the same patient ID Re-attending within 3 months - Adults	34	395	8.6%	14.0%	15.4%	15.7%
% of FP17s for the same patient ID Re-attending between 3 & 9 months - Children	318	469	67.8%	61.7%	61.3%	58.9%
% of FP17s for the same patient ID Re-attending between 3 & 9 months - Adults	203	395	51.4%	52.7%	52.1%	50.8%
% of FP17s for Band 1 Urgent Courses	31	830	3.7%	9.8%	9.5%	9.1%
% of FP17s Relating to Free Repair or Replacements	0	830	0.0%	0.6%	0.6%	0.8%
% of FP17s Relating to Continuations	2	830	0.2%	0.9%	0.8%	0.9%
% of Patients satisfied with the dentistry they have received	0	0	N/A	92.2%	92.4%	92.5%
% of Patients satisfied with the time they had to wait for an appointment	0	0	N/A	85.9%	86.3%	87.0%

* This is based on patients treated on this contract for their most recent course of treatment. Figures in italics indicate the base number of FP17s or Patient Questionnaire responses are less than 100. N/A is shown where the base number of responses is less than 10 during the period. % is calculated as Quantity/Base number*100

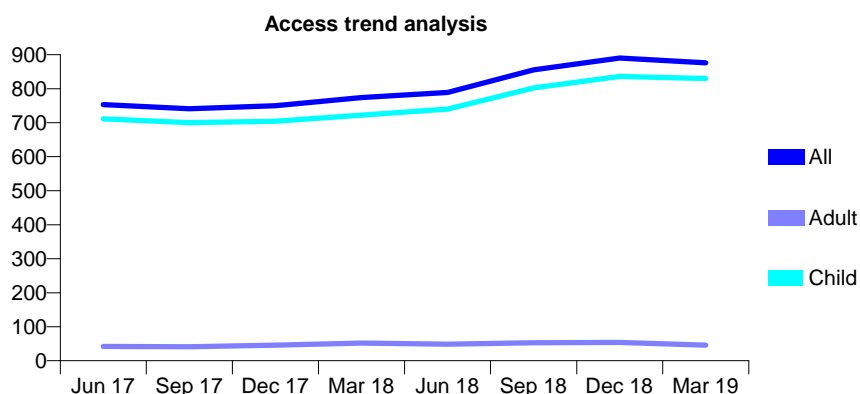
Q70 - Vital Signs At a Glance Contract Report for 224219/0001 - Year end March 2019

Name or company name	Victoria Dental Practice Partnership
Contract type name	GDS Contract
Purpose of contract	General
Contract start date	01/04/2006
Contract end date	

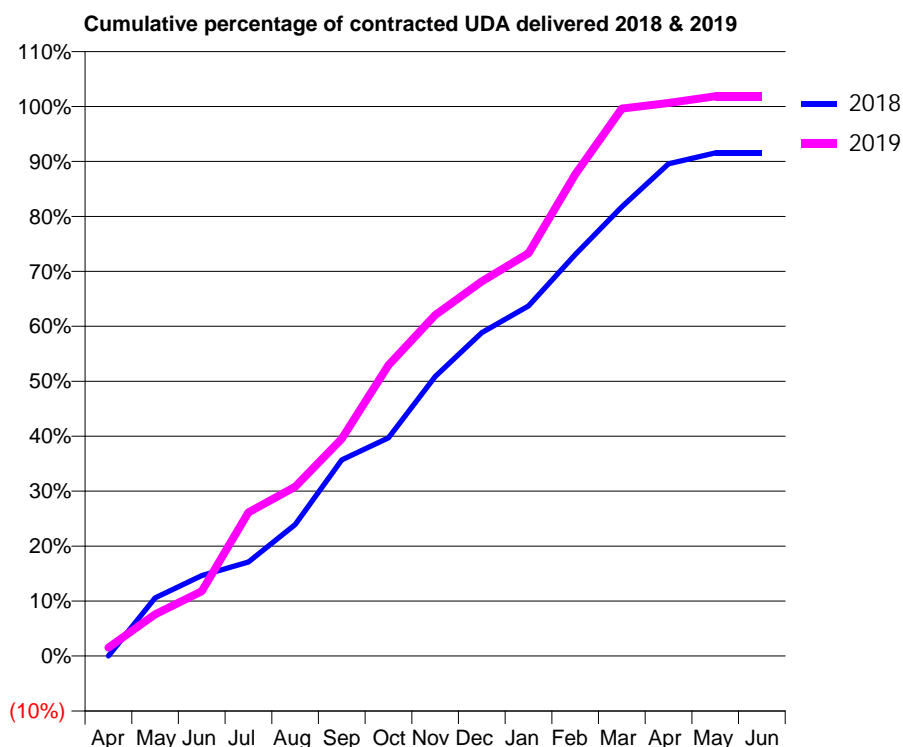
18/19 Contracted general activity (UDA)	1,370
Carry forward general activity (UDA)	0
18/19 Contracted orthodontic activity (UOA)	0
Carry forward orthodontic activity (UOA)	0
Baseline contract value	£28,734.41

ACCESS*

Patients seen in 24 months	Total	Change since previous quarter
Quarter ending March 2018	774	
Quarter ending June 2018	789	→
Quarter ending September 2018	855	↑
Quarter ending December 2018	890	↑
Quarter ending March 2019	876	↓
Variance since March 2018	13.2%	↑



ACTIVITY



Month	Adjusted Scheduled Activity (UDA)	
	2018	2019
April	0	21
May	145	104
June	201	161
July	235	358
August	328	422
September	489	542
October	544	725
November	697	850
December	806	934
January	873	1,004
February	1,001	1,201
March	1,120	1,365
April	1,227	1,379
May	1,254	1,396
June	1,254	1,396

QUALITY

	Quantity	Base Number	Contract	AT	Region	England
% of FP17s for the same patient ID Re-attending within 3 months - Children	68	1,131	6.0%	9.7%	11.3%	11.8%
% of FP17s for the same patient ID Re-attending within 3 months - Adults	0	0	N/A	14.0%	15.4%	15.7%
% of FP17s for the same patient ID Re-attending between 3 & 9 months - Children	586	1,131	51.8%	61.7%	61.3%	58.9%
% of FP17s for the same patient ID Re-attending between 3 & 9 months - Adults	0	0	N/A	52.7%	52.1%	50.8%
% of FP17s for Band 1 Urgent Courses	39	1,061	3.7%	9.8%	9.5%	9.1%
% of FP17s Relating to Free Repair or Replacements	0	1,061	0.0%	0.6%	0.6%	0.8%
% of FP17s Relating to Continuations	0	1,061	0.0%	0.9%	0.8%	0.9%
% of Patients satisfied with the dentistry they have received	1	1	N/A	92.2%	92.4%	92.5%
% of Patients satisfied with the time they had to wait for an appointment	0	1	N/A	85.9%	86.3%	87.0%

* This is based on patients treated on this contract for their most recent course of treatment. Figures in italics indicate the base number of FP17s or Patient Questionnaire responses are less than 100. N/A is shown where the base number of responses is less than 10 during the period. % is calculated as Quantity/Base number*100

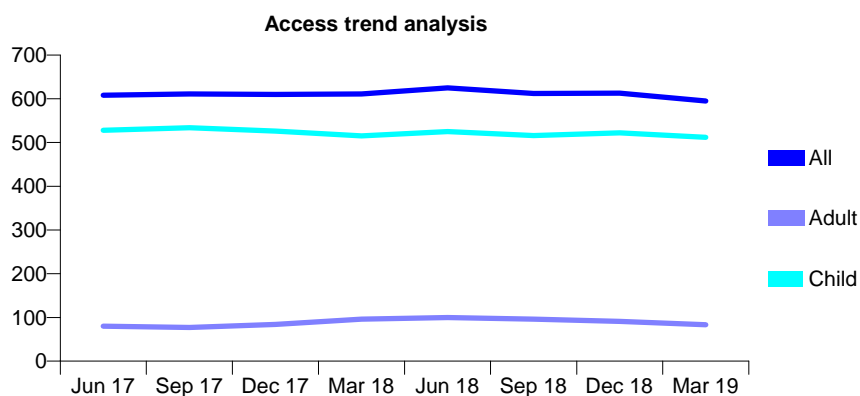
Q70 - Vital Signs At a Glance Contract Report for 230693/0001 - Year end March 2019

Name or company name	Fryern Dental Practice
Contract type name	GDS Contract
Purpose of contract	General
Contract start date	01/04/2006
Contract end date	

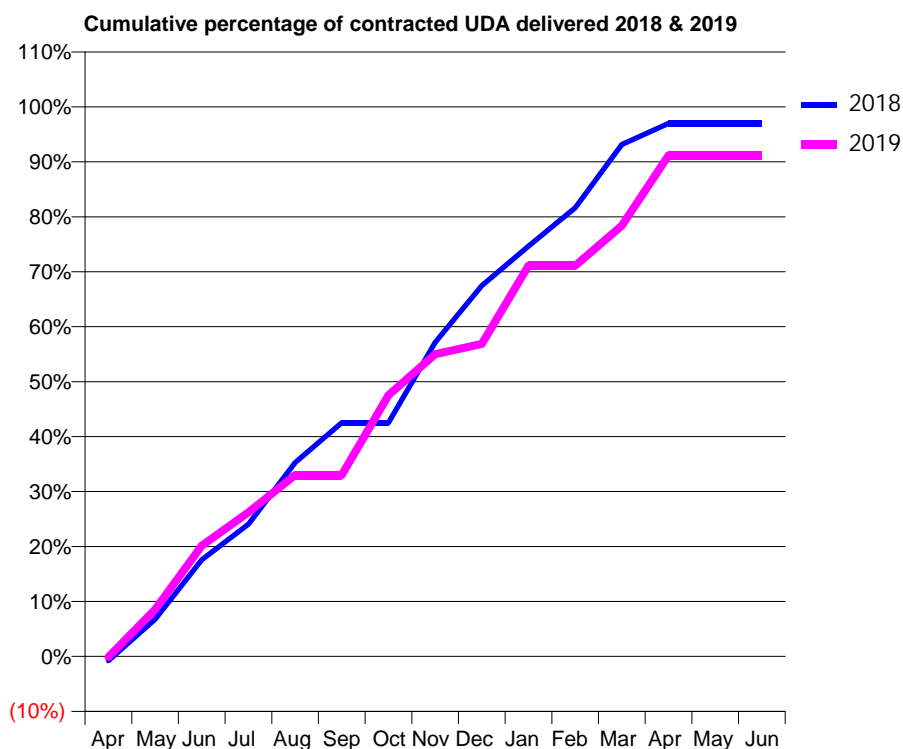
18/19 Contracted general activity (UDA)	1,018
Carry forward general activity (UDA)	30
18/19 Contracted orthodontic activity (UOA)	0
Carry forward orthodontic activity (UOA)	0
Baseline contract value	£21,611.97

ACCESS*

Patients seen in 24 months	Total	Change since previous quarter
Quarter ending March 2018	611	
Quarter ending June 2018	625	↑
Quarter ending September 2018	612	↓
Quarter ending December 2018	613	→
Quarter ending March 2019	595	↓
Variance since March 2018	(2.6%)	↓



ACTIVITY



Month	Adjusted Scheduled Activity (UDA)	
	2018	2019
April	-8	-1
May	69	87
June	179	205
July	245	267
August	359	336
September	433	336
October	433	484
November	582	560
December	687	579
January	760	724
February	831	724
March	948	798
April	987	928
May	987	928
June	987	928

QUALITY

	Quantity	Base Number	Contract	AT	Region	England
% of FP17s for the same patient ID Re-attending within 3 months - Children	24	730	3.3%	9.7%	11.3%	11.8%
% of FP17s for the same patient ID Re-attending within 3 months - Adults	0	1	0.0%	14.0%	15.4%	15.7%
% of FP17s for the same patient ID Re-attending between 3 & 9 months - Children	489	730	67.0%	61.7%	61.3%	58.9%
% of FP17s for the same patient ID Re-attending between 3 & 9 months - Adults	1	1	100.0%	52.7%	52.1%	50.8%
% of FP17s for Band 1 Urgent Courses	0	809	0.0%	9.8%	9.5%	9.1%
% of FP17s Relating to Free Repair or Replacements	0	809	0.0%	0.6%	0.6%	0.8%
% of FP17s Relating to Continuations	0	809	0.0%	0.9%	0.8%	0.9%
% of Patients satisfied with the dentistry they have received	0	0	N/A	92.2%	92.4%	92.5%
% of Patients satisfied with the time they had to wait for an appointment	0	0	N/A	85.9%	86.3%	87.0%

* This is based on patients treated on this contract for their most recent course of treatment. Figures in italics indicate the base number of FP17s or Patient Questionnaire responses are less than 100. N/A is shown where the base number of responses is less than 10 during the period. % is calculated as Quantity/Base number*100

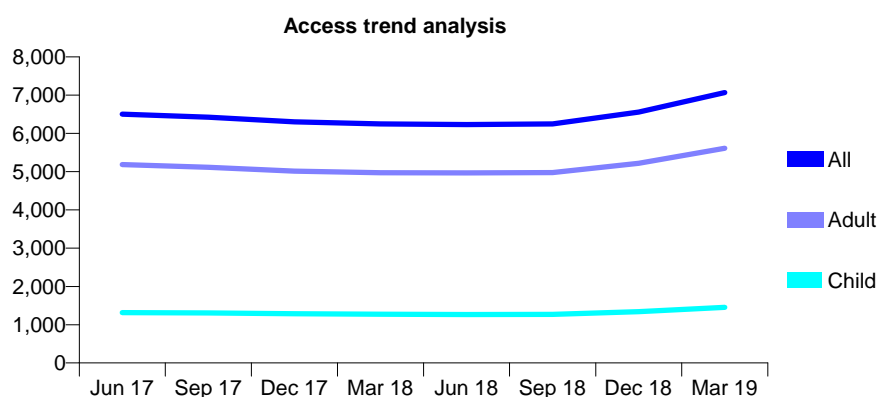
Q70 - Vital Signs At a Glance Contract Report for 232629/0001 - Year end March 2019

Name or company name	Peartree Dental Care Partnership
Contract type name	GDS Contract
Purpose of contract	General
Contract start date	01/04/2006
Contract end date	

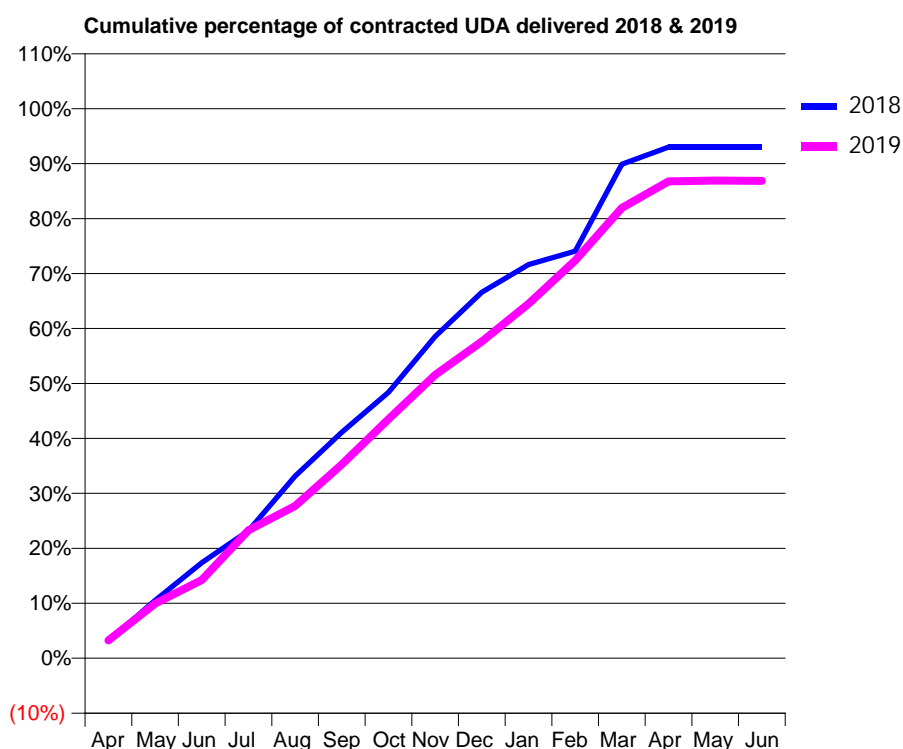
18/19 Contracted general activity (UDA)	22,037
Carry forward general activity (UDA)	147
18/19 Contracted orthodontic activity (UOA)	0
Carry forward orthodontic activity (UOA)	0
Baseline contract value	£609,273.57

ACCESS*

Patients seen in 24 months	Total	Change since previous quarter
Quarter ending March 2018	6,249	
Quarter ending June 2018	6,232	→
Quarter ending September 2018	6,249	→
Quarter ending December 2018	6,560	↑
Quarter ending March 2019	7,066	↑
Variance since March 2018	13.1%	↑



ACTIVITY



Month	2018	2019
April	589	716
May	1,954	2,196
June	3,228	3,137
July	4,305	5,129
August	6,152	6,111
September	7,629	7,767
October	8,982	9,583
November	10,863	11,362
December	12,361	12,699
January	13,290	14,213
February	13,745	15,947
March	16,681	18,059
April	17,259	19,121
May	17,259	19,154
June	17,259	19,143

QUALITY

	Quantity	Base Number	Contract	AT	Region	England
% of FP17s for the same patient ID Re-attending within 3 months - Children	203	2,322	8.7%	9.7%	11.3%	11.8%
% of FP17s for the same patient ID Re-attending within 3 months - Adults	1,114	8,301	13.4%	14.0%	15.4%	15.7%
% of FP17s for the same patient ID Re-attending between 3 & 9 months - Children	1,382	2,322	59.5%	61.7%	61.3%	58.9%
% of FP17s for the same patient ID Re-attending between 3 & 9 months - Adults	4,506	8,301	54.3%	52.7%	52.1%	50.8%
% of FP17s for Band 1 Urgent Courses	1,449	10,745	13.5%	9.8%	9.5%	9.1%
% of FP17s Relating to Free Repair or Replacements	120	10,745	1.1%	0.6%	0.6%	0.8%
% of FP17s Relating to Continuations	53	10,745	0.5%	0.9%	0.8%	0.9%
% of Patients satisfied with the dentistry they have received	3	3	N/A	92.2%	92.4%	92.5%
% of Patients satisfied with the time they had to wait for an appointment	1	3	N/A	85.9%	86.3%	87.0%

* This is based on patients treated on this contract for their most recent course of treatment.

Figures in italics indicate the base number of FP17s or Patient Questionnaire responses are less than 100. N/A is shown where the base number of responses is less than 10 during the period. % is calculated as Quantity/Base number*100

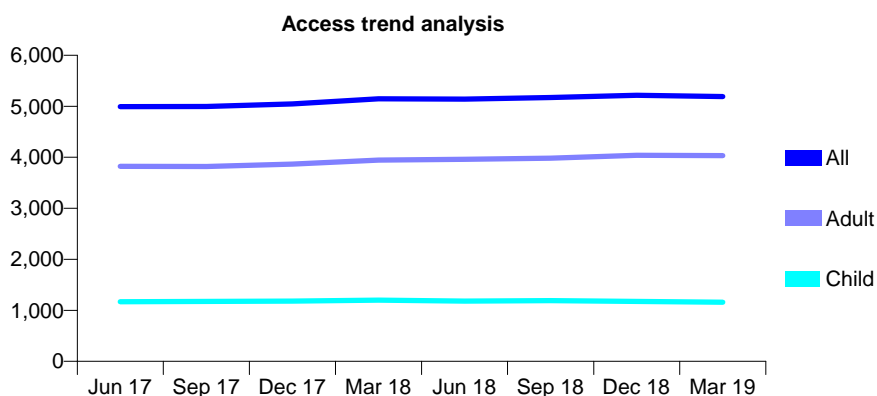
Q70 - Vital Signs At a Glance Contract Report for 237973/0001 - Year end March 2019

Name or company name	MR S KHANNA
Contract type name	GDS Contract
Purpose of contract	General
Contract start date	01/04/2006
Contract end date	

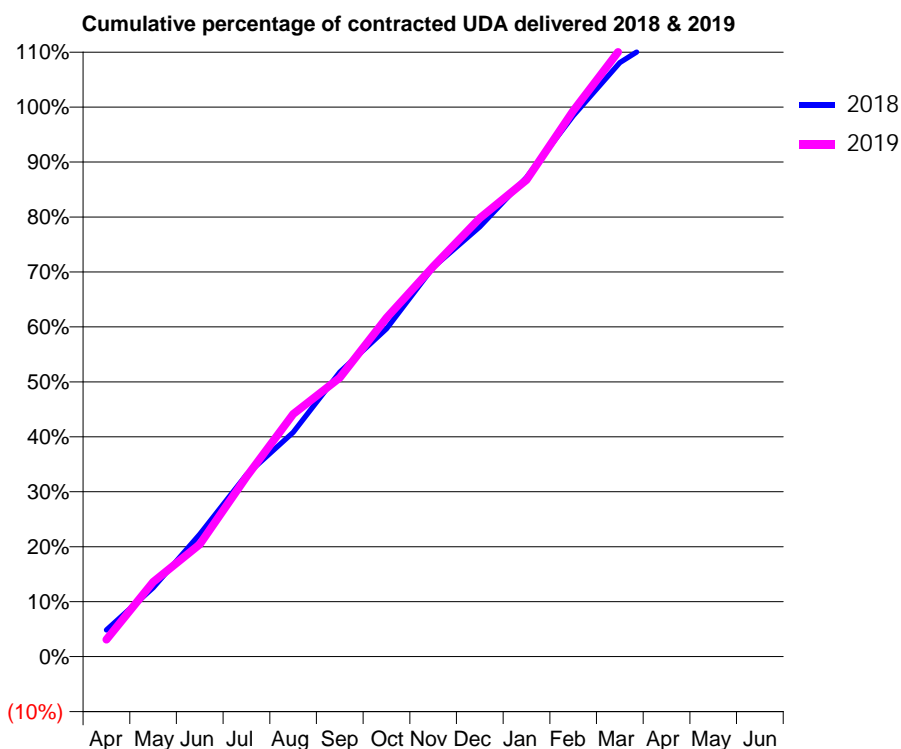
18/19 Contracted general activity (UDA)	12,122
Carry forward general activity (UDA)	0
18/19 Contracted orthodontic activity (UOA)	0
Carry forward orthodontic activity (UOA)	0
Baseline contract value	£387,388.24

ACCESS*

Patients seen in 24 months	Total	Change since previous quarter
Quarter ending March 2018	5,146	
Quarter ending June 2018	5,142	→
Quarter ending September 2018	5,173	→
Quarter ending December 2018	5,215	→
Quarter ending March 2019	5,192	→
Variance since March 2018	0.9%	→



ACTIVITY



Month	Adjusted Scheduled Activity (UDA)	
	2018	2019
April	585	377
May	1,521	1,647
June	2,698	2,480
July	4,014	3,966
August	4,949	5,348
September	6,275	6,151
October	7,231	7,469
November	8,588	8,605
December	9,480	9,672
January	10,569	10,514
February	11,930	12,038
March	13,101	13,383
April	13,752	14,160
May	13,755	14,173
June	13,755	14,170

QUALITY

	Quantity	Base Number	Contract	AT	Region	England
% of FP17s for the same patient ID Re-attending within 3 months - Children	115	1,758	6.5%	9.7%	11.3%	11.8%
% of FP17s for the same patient ID Re-attending within 3 months - Adults	766	4,987	15.4%	14.0%	15.4%	15.7%
% of FP17s for the same patient ID Re-attending between 3 & 9 months - Children	1,106	1,758	62.9%	61.7%	61.3%	58.9%
% of FP17s for the same patient ID Re-attending between 3 & 9 months - Adults	1,509	4,987	30.3%	52.7%	52.1%	50.8%
% of FP17s for Band 1 Urgent Courses	650	6,849	9.5%	9.8%	9.5%	9.1%
% of FP17s Relating to Free Repair or Replacements	45	6,849	0.7%	0.6%	0.6%	0.8%
% of FP17s Relating to Continuations	175	6,849	2.6%	0.9%	0.8%	0.9%
% of Patients satisfied with the dentistry they have received	11	12	91.7%	92.2%	92.4%	92.5%
% of Patients satisfied with the time they had to wait for an appointment	11	12	91.7%	85.9%	86.3%	87.0%

* This is based on patients treated on this contract for their most recent course of treatment. Figures in italics indicate the base number of FP17s or Patient Questionnaire responses are less than 100. N/A is shown where the base number of responses is less than 10 during the period. % is calculated as Quantity/Base number*100

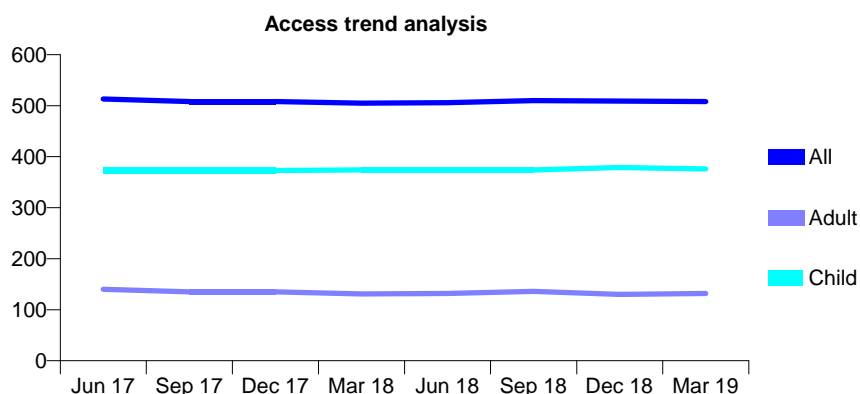
Q70 - Vital Signs At a Glance Contract Report for 244627/0001 - Year end March 2019

Name or company name	MR MM WAUGH
Contract type name	GDS Contract
Purpose of contract	General
Contract start date	01/04/2006
Contract end date	

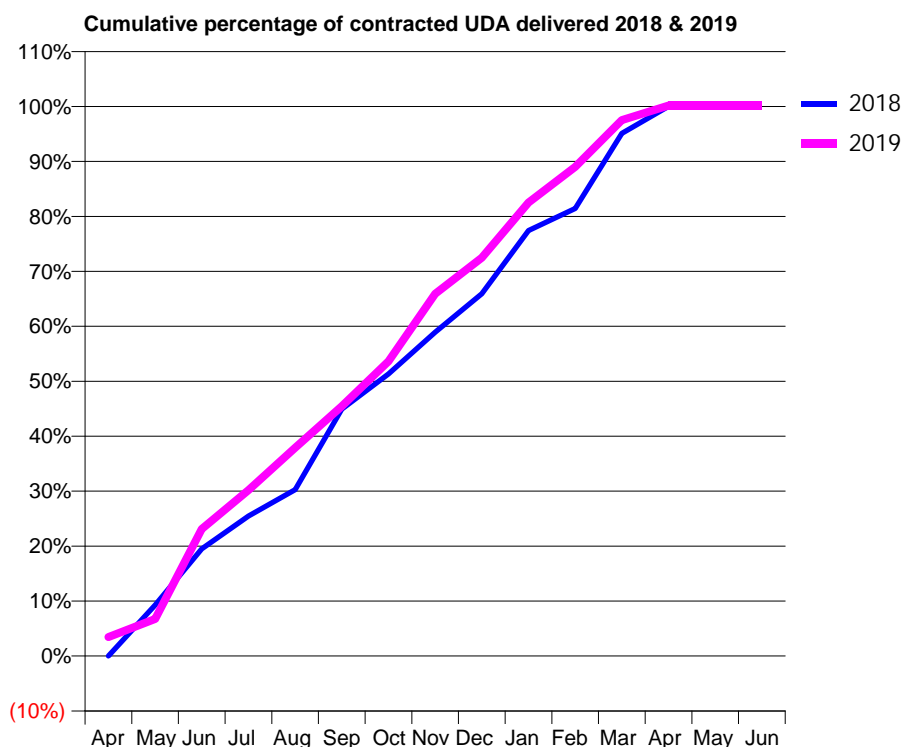
18/19 Contracted general activity (UDA)	1,099
Carry forward general activity (UDA)	0
18/19 Contracted orthodontic activity (UOA)	0
Carry forward orthodontic activity (UOA)	0
Baseline contract value	£32,538.28

ACCESS*

Patients seen in 24 months	Total	Change since previous quarter
Quarter ending March 2018	505	
Quarter ending June 2018	506	→
Quarter ending September 2018	510	→
Quarter ending December 2018	509	→
Quarter ending March 2019	508	→
Variance since March 2018	0.6%	→



ACTIVITY



Month	Adjusted Scheduled Activity (UDA)	
	2018	2019
April	0	38
May	102	74
June	214	254
July	280	332
August	333	416
September	494	499
October	564	589
November	648	724
December	725	796
January	851	907
February	895	978
March	1,045	1,072
April	1,099	1,101
May	1,102	1,101
June	1,102	1,101

QUALITY

	Quantity	Base Number	Contract	AT	Region	England
% of FP17s for the same patient ID Re-attending within 3 months - Children	26	629	4.1%	9.7%	11.3%	11.8%
% of FP17s for the same patient ID Re-attending within 3 months - Adults	9	110	8.2%	14.0%	15.4%	15.7%
% of FP17s for the same patient ID Re-attending between 3 & 9 months - Children	495	629	78.7%	61.7%	61.3%	58.9%
% of FP17s for the same patient ID Re-attending between 3 & 9 months - Adults	63	110	57.3%	52.7%	52.1%	50.8%
% of FP17s for Band 1 Urgent Courses	9	719	1.3%	9.8%	9.5%	9.1%
% of FP17s Relating to Free Repair or Replacements	0	719	0.0%	0.6%	0.6%	0.8%
% of FP17s Relating to Continuations	6	719	0.8%	0.9%	0.8%	0.9%
% of Patients satisfied with the dentistry they have received	0	0	N/A	92.2%	92.4%	92.5%
% of Patients satisfied with the time they had to wait for an appointment	0	0	N/A	85.9%	86.3%	87.0%

* This is based on patients treated on this contract for their most recent course of treatment. Figures in italics indicate the base number of FP17s or Patient Questionnaire responses are less than 100. N/A is shown where the base number of responses is less than 10 during the period. % is calculated as Quantity/Base number*100

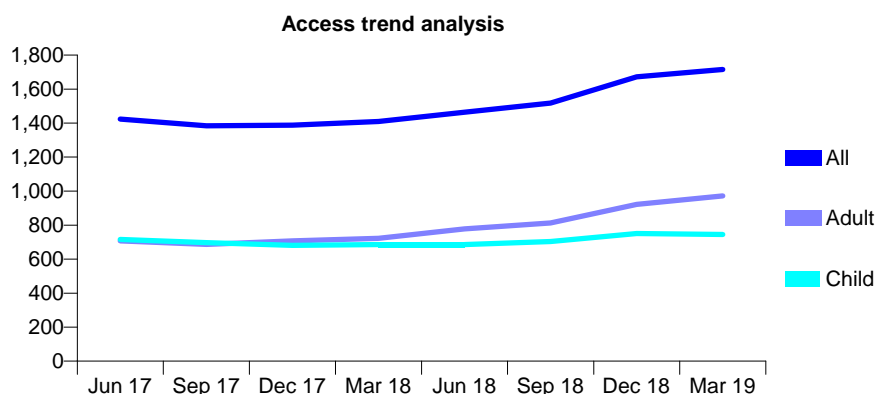
Q70 - Vital Signs At a Glance Contract Report for 253227/0001 - Year end March 2019

Name or company name	Joanna McKenzie
Contract type name	GDS Contract
Purpose of contract	General
Contract start date	01/05/2007
Contract end date	

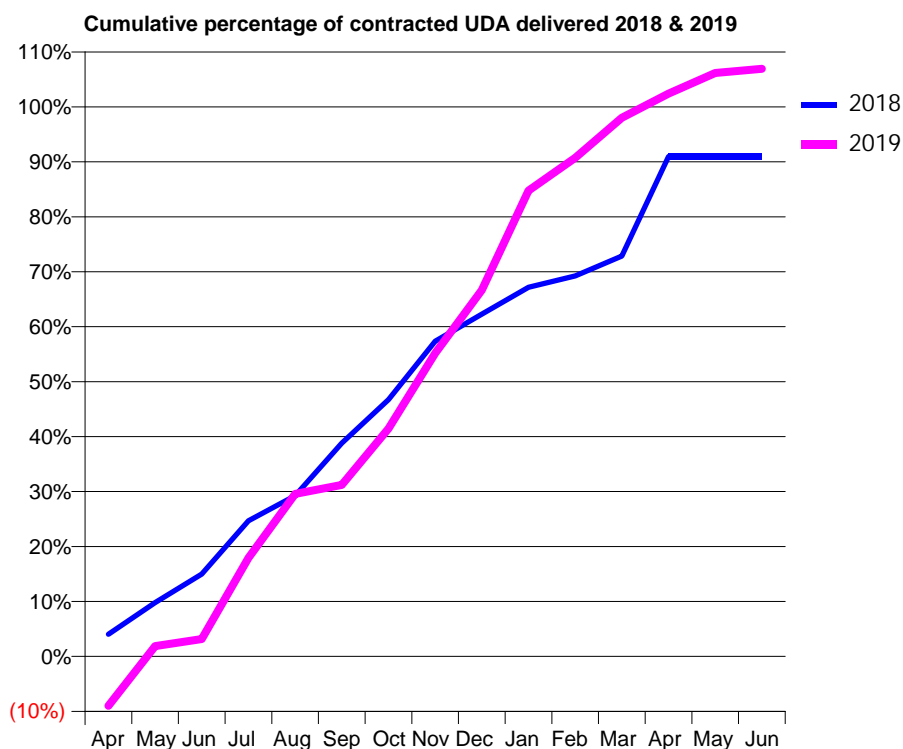
18/19 Contracted general activity (UDA)	3,350
Carry forward general activity (UDA)	302
18/19 Contracted orthodontic activity (UOA)	0
Carry forward orthodontic activity (UOA)	0
Baseline contract value	£77,384.53

ACCESS*

Patients seen in 24 months	Total	Change since previous quarter
Quarter ending March 2018	1,409	
Quarter ending June 2018	1,464	↑
Quarter ending September 2018	1,517	↑
Quarter ending December 2018	1,672	↑
Quarter ending March 2019	1,716	↑
Variance since March 2018	21.8%	↑



ACTIVITY



Month	Adjusted Scheduled Activity (UDA)	
	2018	2019
April	135	-302
May	328	63
June	502	106
July	827	600
August	980	991
September	1,300	1,045
October	1,566	1,389
November	1,921	1,848
December	2,087	2,233
January	2,251	2,839
February	2,320	3,039
March	2,441	3,283
April	3,047	3,431
May	3,047	3,556
June	3,047	3,581

QUALITY

	Quantity	Base Number	Contract	AT	Region	England
% of FP17s for the same patient ID Re-attending within 3 months - Children	91	1,273	7.1%	9.7%	11.3%	11.8%
% of FP17s for the same patient ID Re-attending within 3 months - Adults	184	1,444	12.7%	14.0%	15.4%	15.7%
% of FP17s for the same patient ID Re-attending between 3 & 9 months - Children	756	1,273	59.4%	61.7%	61.3%	58.9%
% of FP17s for the same patient ID Re-attending between 3 & 9 months - Adults	655	1,444	45.4%	52.7%	52.1%	50.8%
% of FP17s for Band 1 Urgent Courses	205	2,519	8.1%	9.8%	9.5%	9.1%
% of FP17s Relating to Free Repair or Replacements	2	2,519	0.1%	0.6%	0.6%	0.8%
% of FP17s Relating to Continuations	7	2,519	0.3%	0.9%	0.8%	0.9%
% of Patients satisfied with the dentistry they have received	1	1	N/A	92.2%	92.4%	92.5%
% of Patients satisfied with the time they had to wait for an appointment	1	1	N/A	85.9%	86.3%	87.0%

* This is based on patients treated on this contract for their most recent course of treatment. Figures in italics indicate the base number of FP17s or Patient Questionnaire responses are less than 100. N/A is shown where the base number of responses is less than 10 during the period. % is calculated as Quantity/Base number*100

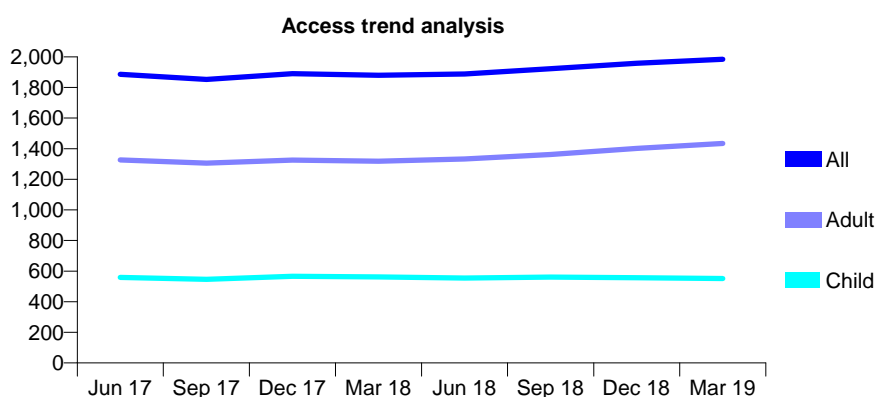
Q70 - Vital Signs At a Glance Contract Report for 253804/0001 - Year end March 2019

Name or company name	MRS SC FENTON
Contract type name	GDS Contract
Purpose of contract	General
Contract start date	01/04/2006
Contract end date	

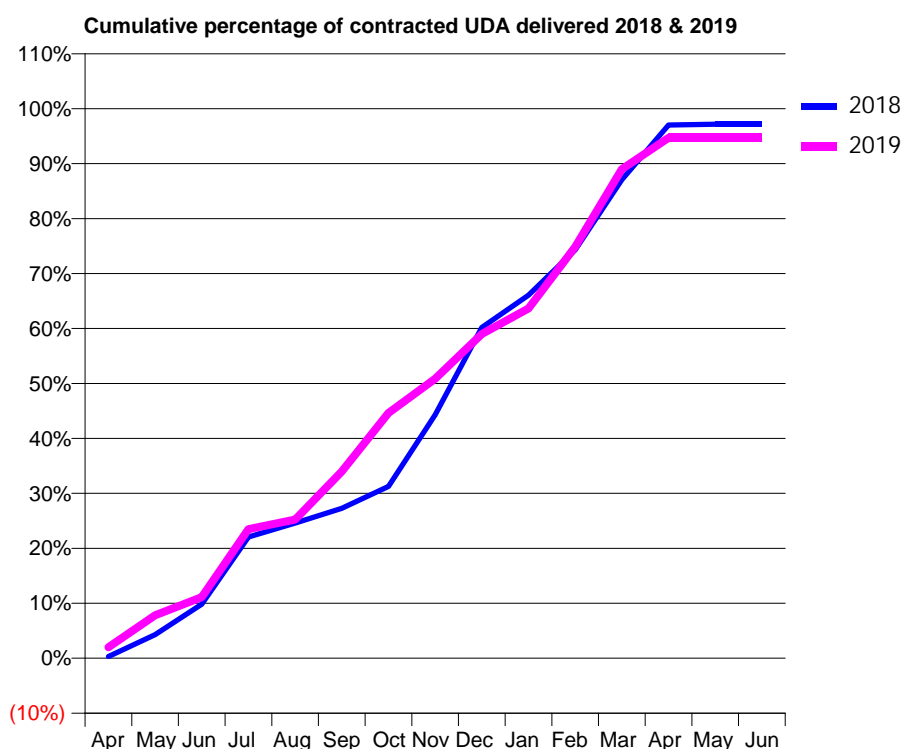
18/19 Contracted general activity (UDA)	6,500
Carry forward general activity (UDA)	183
18/19 Contracted orthodontic activity (UOA)	0
Carry forward orthodontic activity (UOA)	0
Baseline contract value	£156,516.95

ACCESS*

Patients seen in 24 months	Total	Change since previous quarter
Quarter ending March 2018	1,880	
Quarter ending June 2018	1,888	→
Quarter ending September 2018	1,923	→
Quarter ending December 2018	1,958	→
Quarter ending March 2019	1,985	→
Variance since March 2018	5.6%	↑



ACTIVITY



Month	2018	2019
April	20	131
May	281	509
June	640	722
July	1,434	1,527
August	1,599	1,640
September	1,773	2,209
October	2,032	2,901
November	2,879	3,307
December	3,912	3,833
January	4,294	4,137
February	4,831	4,865
March	5,659	5,783
April	6,306	6,154
May	6,316	6,154
June	6,316	6,156

QUALITY

	Quantity	Base Number	Contract	AT	Region	England
% of FP17s for the same patient ID Re-attending within 3 months - Children	56	943	5.9%	9.7%	11.3%	11.8%
% of FP17s for the same patient ID Re-attending within 3 months - Adults	427	2,427	17.6%	14.0%	15.4%	15.7%
% of FP17s for the same patient ID Re-attending between 3 & 9 months - Children	695	943	73.7%	61.7%	61.3%	58.9%
% of FP17s for the same patient ID Re-attending between 3 & 9 months - Adults	1,500	2,427	61.8%	52.7%	52.1%	50.8%
% of FP17s for Band 1 Urgent Courses	296	3,283	9.0%	9.8%	9.5%	9.1%
% of FP17s Relating to Free Repair or Replacements	37	3,283	1.1%	0.6%	0.6%	0.8%
% of FP17s Relating to Continuations	19	3,283	0.6%	0.9%	0.8%	0.9%
% of Patients satisfied with the dentistry they have received	1	1	N/A	92.2%	92.4%	92.5%
% of Patients satisfied with the time they had to wait for an appointment	1	1	N/A	85.9%	86.3%	87.0%

* This is based on patients treated on this contract for their most recent course of treatment.

Figures in italics indicate the base number of FP17s or Patient Questionnaire responses are less than 100. N/A is shown where the base number of responses is less than 10 during the period. % is calculated as Quantity/Base number*100

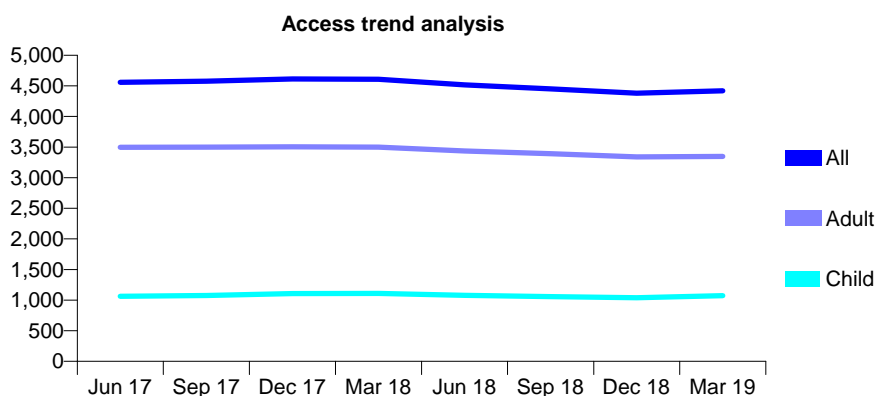
Q70 - Vital Signs At a Glance Contract Report for 256617/0002 - Year end March 2019

Name or company name	MR NK TANK
Contract type name	GDS Contract
Purpose of contract	General
Contract start date	01/07/2006
Contract end date	

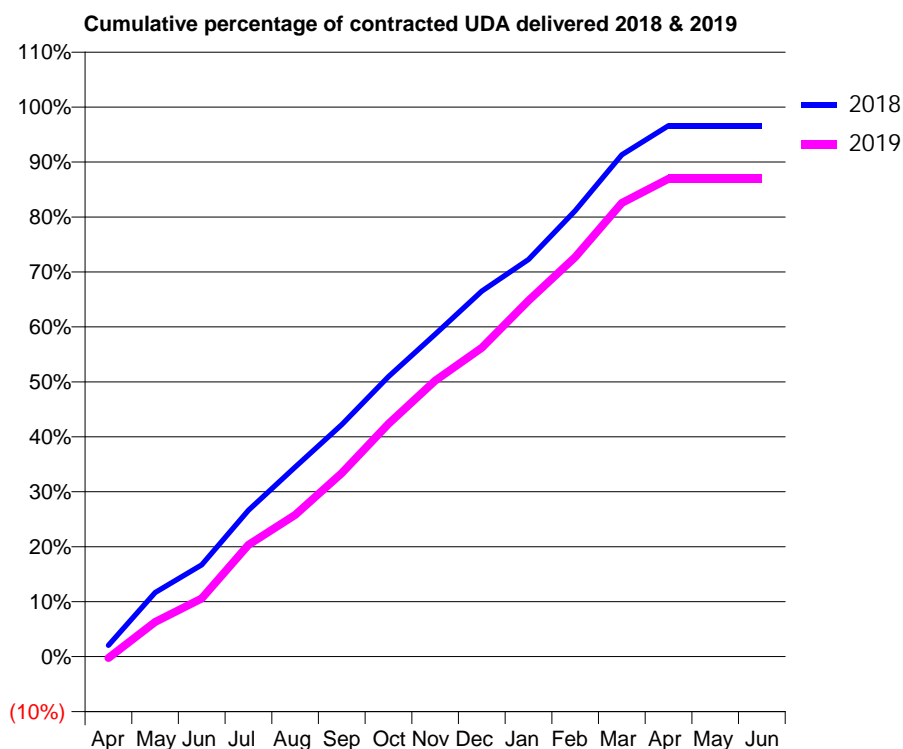
18/19 Contracted general activity (UDA)	12,500
Carry forward general activity (UDA)	421
18/19 Contracted orthodontic activity (UOA)	0
Carry forward orthodontic activity (UOA)	0
Baseline contract value	£359,138.13

ACCESS*

Patients seen in 24 months	Total	Change since previous quarter
Quarter ending March 2018	4,609	
Quarter ending June 2018	4,515	↓
Quarter ending September 2018	4,449	↓
Quarter ending December 2018	4,380	↓
Quarter ending March 2019	4,419	→
Variance since March 2018	(4.1%)	↓



ACTIVITY



Month	Adjusted Scheduled Activity (UDA)	
	2018	2019
April	255	-34
May	1,456	786
June	2,088	1,324
July	3,330	2,544
August	4,311	3,222
September	5,277	4,173
October	6,370	5,294
November	7,334	6,277
December	8,312	7,023
January	9,034	8,097
February	10,141	9,089
March	11,412	10,318
April	12,077	10,866
May	12,078	10,867
June	12,079	10,866

QUALITY

	Quantity	Base Number	Contract	AT	Region	England
% of FP17s for the same patient ID Re-attending within 3 months - Children	119	1,746	6.8%	9.7%	11.3%	11.8%
% of FP17s for the same patient ID Re-attending within 3 months - Adults	737	4,856	15.2%	14.0%	15.4%	15.7%
% of FP17s for the same patient ID Re-attending between 3 & 9 months - Children	1,210	1,746	69.3%	61.7%	61.3%	58.9%
% of FP17s for the same patient ID Re-attending between 3 & 9 months - Adults	2,594	4,856	53.4%	52.7%	52.1%	50.8%
% of FP17s for Band 1 Urgent Courses	729	6,577	11.1%	9.8%	9.5%	9.1%
% of FP17s Relating to Free Repair or Replacements	69	6,577	1.0%	0.6%	0.6%	0.8%
% of FP17s Relating to Continuations	26	6,577	0.4%	0.9%	0.8%	0.9%
% of Patients satisfied with the dentistry they have received	4	4	N/A	92.2%	92.4%	92.5%
% of Patients satisfied with the time they had to wait for an appointment	4	4	N/A	85.9%	86.3%	87.0%

* This is based on patients treated on this contract for their most recent course of treatment. Figures in italics indicate the base number of FP17s or Patient Questionnaire responses are less than 100. N/A is shown where the base number of responses is less than 10 during the period. % is calculated as Quantity/Base number*100

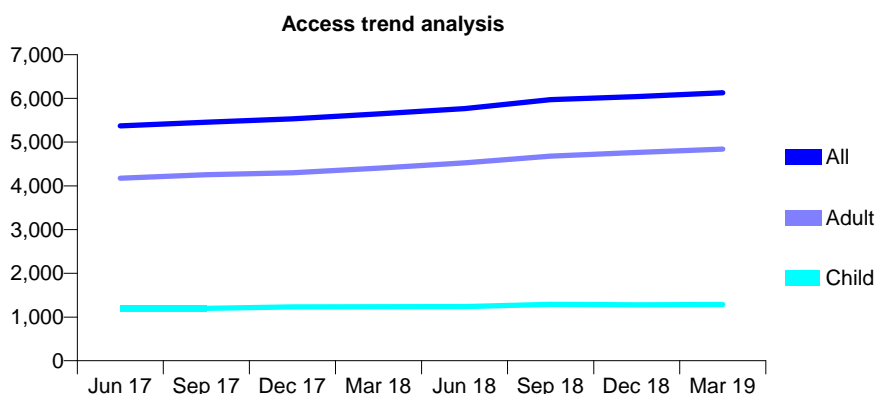
Q70 - Vital Signs At a Glance Contract Report for 258385/0001 - Year end March 2019

Name or company name	MR PD WOODHOUSE
Contract type name	GDS Contract
Purpose of contract	General
Contract start date	01/04/2006
Contract end date	

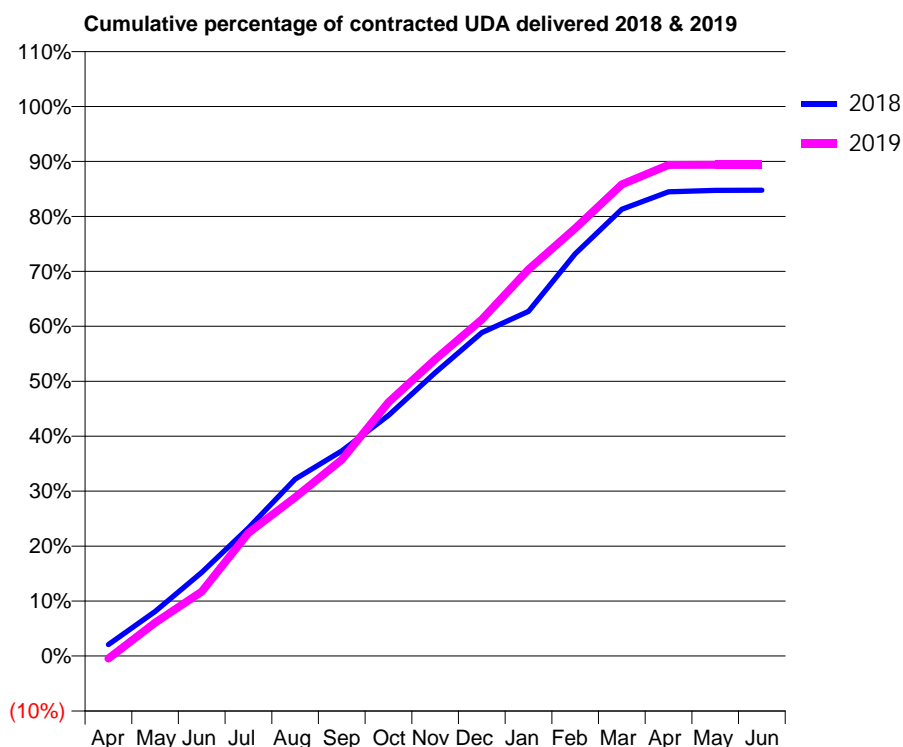
18/19 Contracted general activity (UDA)	14,269
Carry forward general activity (UDA)	519
18/19 Contracted orthodontic activity (UOA)	0
Carry forward orthodontic activity (UOA)	0
Baseline contract value	£431,587.00

ACCESS*

Patients seen in 24 months	Total	Change since previous quarter
Quarter ending March 2018	5,645	
Quarter ending June 2018	5,766	↑
Quarter ending September 2018	5,970	↑
Quarter ending December 2018	6,042	→
Quarter ending March 2019	6,128	→
Variance since March 2018	8.6%	↑



ACTIVITY



Month	Adjusted Scheduled Activity (UDA)	
	2018	2019
April	301	-67
May	1,159	867
June	2,172	1,674
July	3,327	3,198
August	4,595	4,120
September	5,323	5,095
October	6,250	6,586
November	7,355	7,703
December	8,396	8,736
January	8,950	10,036
February	10,445	11,108
March	11,602	12,246
April	12,053	12,752
May	12,091	12,755
June	12,094	12,756

QUALITY

	Quantity	Base Number	Contract	AT	Region	England
% of FP17s for the same patient ID Re-attending within 3 months - Children	139	2,029	6.9%	9.7%	11.3%	11.8%
% of FP17s for the same patient ID Re-attending within 3 months - Adults	1,242	7,531	16.5%	14.0%	15.4%	15.7%
% of FP17s for the same patient ID Re-attending between 3 & 9 months - Children	1,224	2,029	60.3%	61.7%	61.3%	58.9%
% of FP17s for the same patient ID Re-attending between 3 & 9 months - Adults	4,084	7,531	54.2%	52.7%	52.1%	50.8%
% of FP17s for Band 1 Urgent Courses	1,128	7,461	15.1%	9.8%	9.5%	9.1%
% of FP17s Relating to Free Repair or Replacements	79	7,461	1.1%	0.6%	0.6%	0.8%
% of FP17s Relating to Continuations	103	7,461	1.4%	0.9%	0.8%	0.9%
% of Patients satisfied with the dentistry they have received	3	3	N/A	92.2%	92.4%	92.5%
% of Patients satisfied with the time they had to wait for an appointment	1	3	N/A	85.9%	86.3%	87.0%

* This is based on patients treated on this contract for their most recent course of treatment. Figures in italics indicate the base number of FP17s or Patient Questionnaire responses are less than 100. N/A is shown where the base number of responses is less than 10 during the period. % is calculated as Quantity/Base number*100

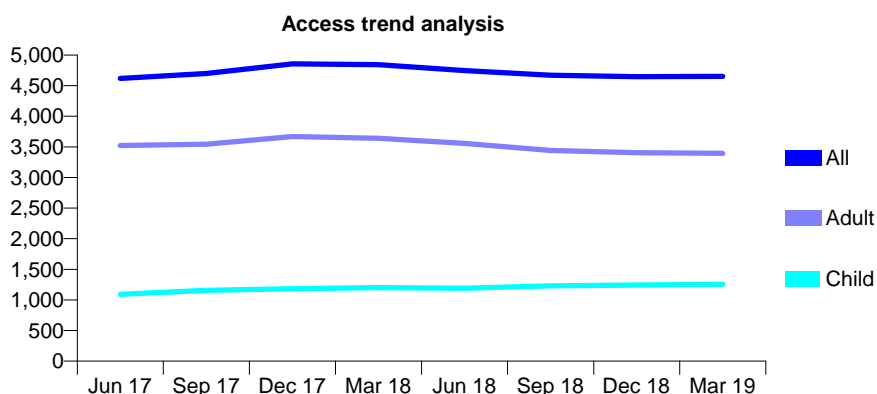
Q70 - Vital Signs At a Glance Contract Report for 262471/0001 - Year end March 2019

Name or company name	MR B ANSARI
Contract type name	GDS Contract
Purpose of contract	General
Contract start date	01/04/2006
Contract end date	

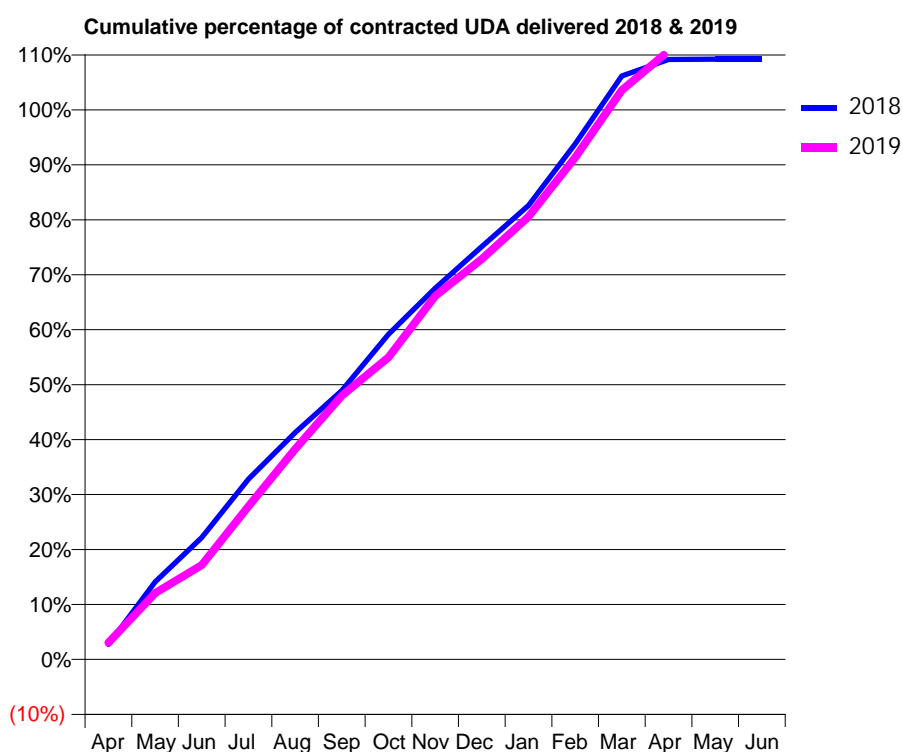
18/19 Contracted general activity (UDA)	14,743
Carry forward general activity (UDA)	0
18/19 Contracted orthodontic activity (UOA)	0
Carry forward orthodontic activity (UOA)	0
Baseline contract value	£371,654.70

ACCESS*

Patients seen in 24 months	Total	Change since previous quarter
Quarter ending March 2018	4,843	
Quarter ending June 2018	4,747	↓
Quarter ending September 2018	4,671	↓
Quarter ending December 2018	4,648	→
Quarter ending March 2019	4,652	→
Variance since March 2018	(3.9%)	↓



ACTIVITY



Month	Adjusted Scheduled Activity (UDA)	
	2018	2019
April	402	448
May	2,079	1,779
June	3,271	2,532
July	4,838	4,104
August	6,087	5,644
September	7,210	7,074
October	8,720	8,106
November	9,957	9,747
December	11,075	10,742
January	12,179	11,881
February	13,829	13,463
March	15,652	15,270
April	16,095	16,325
May	16,102	16,325
June	16,100	16,323

QUALITY

	Quantity	Base Number	Contract	AT	Region	England
% of FP17s for the same patient ID Re-attending within 3 months - Children	206	1,723	12.0%	9.7%	11.3%	11.8%
% of FP17s for the same patient ID Re-attending within 3 months - Adults	552	3,677	15.0%	14.0%	15.4%	15.7%
% of FP17s for the same patient ID Re-attending between 3 & 9 months - Children	936	1,723	54.3%	61.7%	61.3%	58.9%
% of FP17s for the same patient ID Re-attending between 3 & 9 months - Adults	1,692	3,677	46.0%	52.7%	52.1%	50.8%
% of FP17s for Band 1 Urgent Courses	712	5,696	12.5%	9.8%	9.5%	9.1%
% of FP17s Relating to Free Repair or Replacements	29	5,696	0.5%	0.6%	0.6%	0.8%
% of FP17s Relating to Continuations	39	5,696	0.7%	0.9%	0.8%	0.9%
% of Patients satisfied with the dentistry they have received	1	1	N/A	92.2%	92.4%	92.5%
% of Patients satisfied with the time they had to wait for an appointment	0	1	N/A	85.9%	86.3%	87.0%

* This is based on patients treated on this contract for their most recent course of treatment. Figures in italics indicate the base number of FP17s or Patient Questionnaire responses are less than 100. N/A is shown where the base number of responses is less than 10 during the period. % is calculated as Quantity/Base number*100

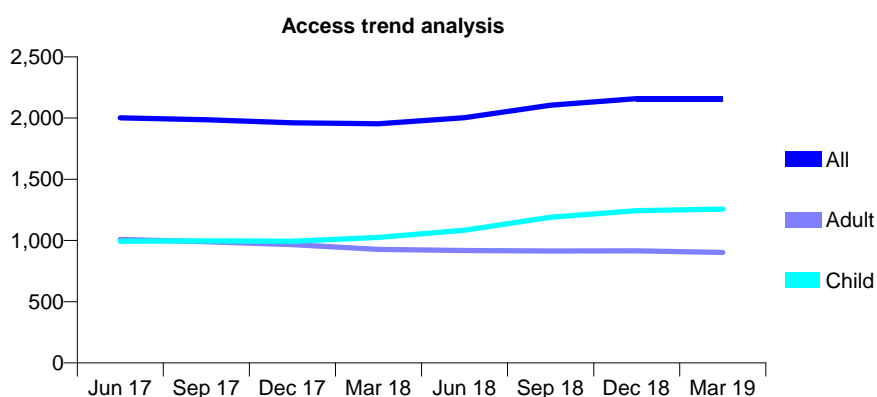
Q70 - Vital Signs At a Glance Contract Report for 263338/0001 - Year end March 2019

Name or company name	MR GS WILBY-LOPEZ
Contract type name	GDS Contract
Purpose of contract	General
Contract start date	29/09/2006
Contract end date	

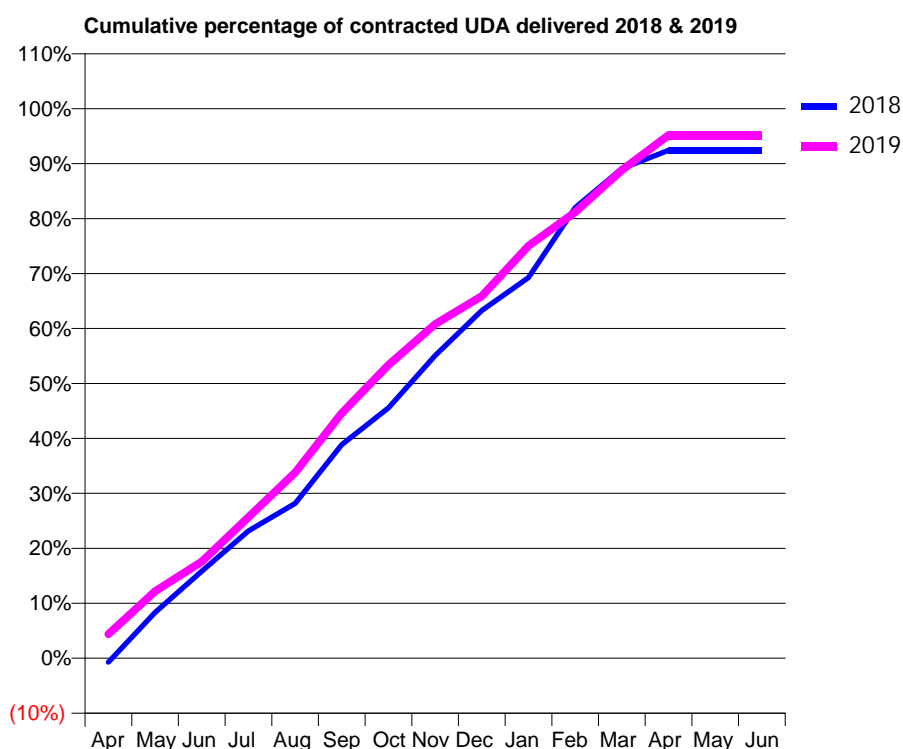
18/19 Contracted general activity (UDA)	5,000
Carry forward general activity (UDA)	0
18/19 Contracted orthodontic activity (UOA)	0
Carry forward orthodontic activity (UOA)	0
Baseline contract value	£123,247.07

ACCESS*

Patients seen in 24 months	Total	Change since previous quarter
Quarter ending March 2018	1,954	
Quarter ending June 2018	2,003	↑
Quarter ending September 2018	2,105	↑
Quarter ending December 2018	2,159	↑
Quarter ending March 2019	2,158	→
Variance since March 2018	10.4%	↑



ACTIVITY



Month	Adjusted Scheduled Activity (UDA)	
	2018	2019
April	-37	219
May	418	610
June	791	879
July	1,158	1,285
August	1,409	1,690
September	1,943	2,230
October	2,278	2,668
November	2,755	3,041
December	3,164	3,295
January	3,463	3,751
February	4,099	4,059
March	4,455	4,440
April	4,621	4,759
May	4,621	4,759
June	4,622	4,759

QUALITY

	Quantity	Base Number	Contract	AT	Region	England
% of FP17s for the same patient ID Re-attending within 3 months - Children	119	2,012	5.9%	9.7%	11.3%	11.8%
% of FP17s for the same patient ID Re-attending within 3 months - Adults	189	1,312	14.4%	14.0%	15.4%	15.7%
% of FP17s for the same patient ID Re-attending between 3 & 9 months - Children	1,255	2,012	62.4%	61.7%	61.3%	58.9%
% of FP17s for the same patient ID Re-attending between 3 & 9 months - Adults	892	1,312	68.0%	52.7%	52.1%	50.8%
% of FP17s for Band 1 Urgent Courses	205	3,453	5.9%	9.8%	9.5%	9.1%
% of FP17s Relating to Free Repair or Replacements	12	3,453	0.3%	0.6%	0.6%	0.8%
% of FP17s Relating to Continuations	54	3,453	1.6%	0.9%	0.8%	0.9%
% of Patients satisfied with the dentistry they have received	4	5	N/A	92.2%	92.4%	92.5%
% of Patients satisfied with the time they had to wait for an appointment	4	5	N/A	85.9%	86.3%	87.0%

* This is based on patients treated on this contract for their most recent course of treatment. Figures in italics indicate the base number of FP17s or Patient Questionnaire responses are less than 100. N/A is shown where the base number of responses is less than 10 during the period. % is calculated as Quantity/Base number*100

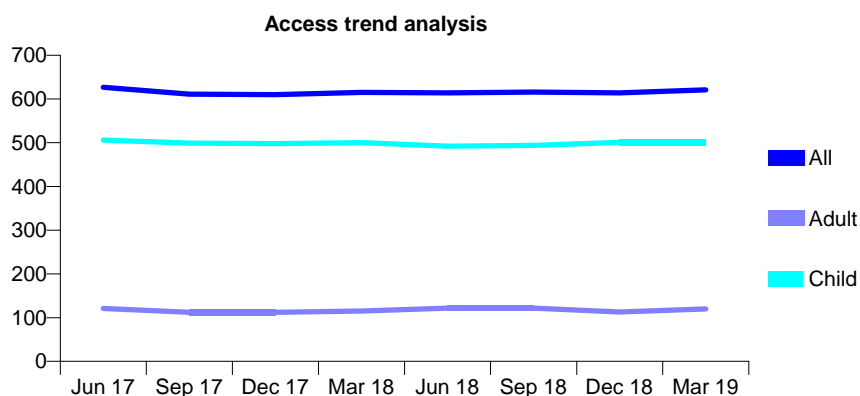
Q70 - Vital Signs At a Glance Contract Report for 305154/0001 - Year end March 2019

Name or company name	MR PD KENNY
Contract type name	GDS Contract
Purpose of contract	General
Contract start date	01/04/2006
Contract end date	

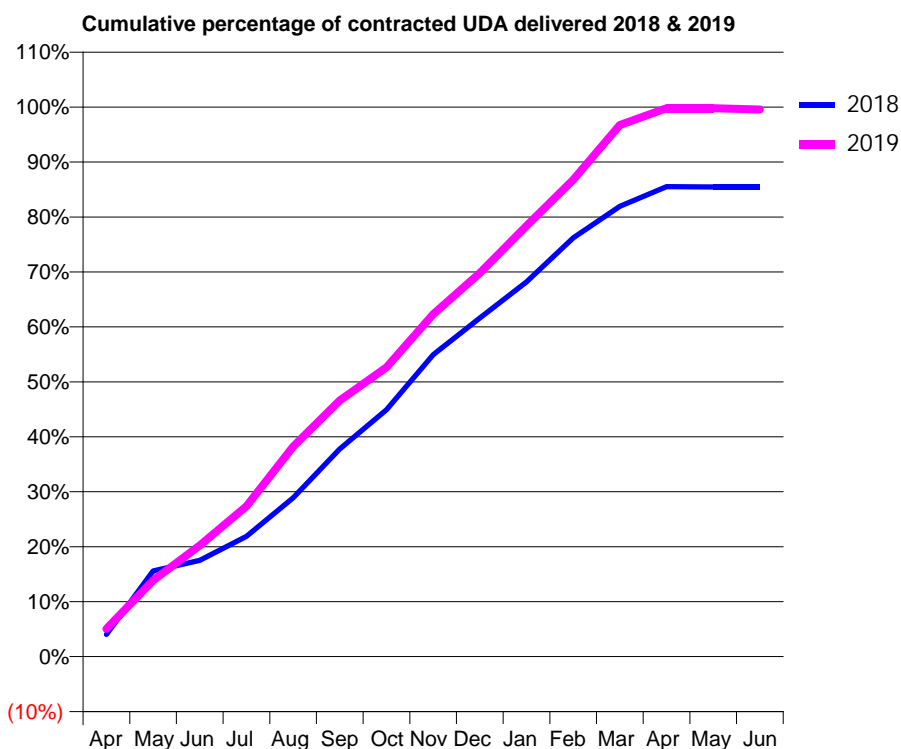
18/19 Contracted general activity (UDA)	1,350
Carry forward general activity (UDA)	0
18/19 Contracted orthodontic activity (UOA)	0
Carry forward orthodontic activity (UOA)	0
Baseline contract value	£29,428.96

ACCESS*

Patients seen in 24 months	Total	Change since previous quarter
Quarter ending March 2018	615	
Quarter ending June 2018	614	→
Quarter ending September 2018	616	→
Quarter ending December 2018	614	→
Quarter ending March 2019	621	→
Variance since March 2018	1.0%	→



ACTIVITY



Month	Adjusted Scheduled Activity (UDA)	
	2018	2019
April	54	68
May	210	187
June	237	273
July	296	369
August	390	516
September	510	629
October	607	711
November	742	841
December	832	942
January	921	1,058
February	1,029	1,171
March	1,106	1,306
April	1,155	1,347
May	1,154	1,347
June	1,154	1,344

QUALITY

	Quantity	Base Number	Contract	AT	Region	England
% of FP17s for the same patient ID Re-attending within 3 months - Children	61	924	6.6%	9.7%	11.3%	11.8%
% of FP17s for the same patient ID Re-attending within 3 months - Adults	6	127	4.7%	14.0%	15.4%	15.7%
% of FP17s for the same patient ID Re-attending between 3 & 9 months - Children	703	924	76.1%	61.7%	61.3%	58.9%
% of FP17s for the same patient ID Re-attending between 3 & 9 months - Adults	69	127	54.3%	52.7%	52.1%	50.8%
% of FP17s for Band 1 Urgent Courses	26	1,030	2.5%	9.8%	9.5%	9.1%
% of FP17s Relating to Free Repair or Replacements	0	1,030	0.0%	0.6%	0.6%	0.8%
% of FP17s Relating to Continuations	0	1,030	0.0%	0.9%	0.8%	0.9%
% of Patients satisfied with the dentistry they have received	0	0	N/A	92.2%	92.4%	92.5%
% of Patients satisfied with the time they had to wait for an appointment	0	0	N/A	85.9%	86.3%	87.0%

* This is based on patients treated on this contract for their most recent course of treatment. Figures in italics indicate the base number of FP17s or Patient Questionnaire responses are less than 100. N/A is shown where the base number of responses is less than 10 during the period. % is calculated as Quantity/Base number*100

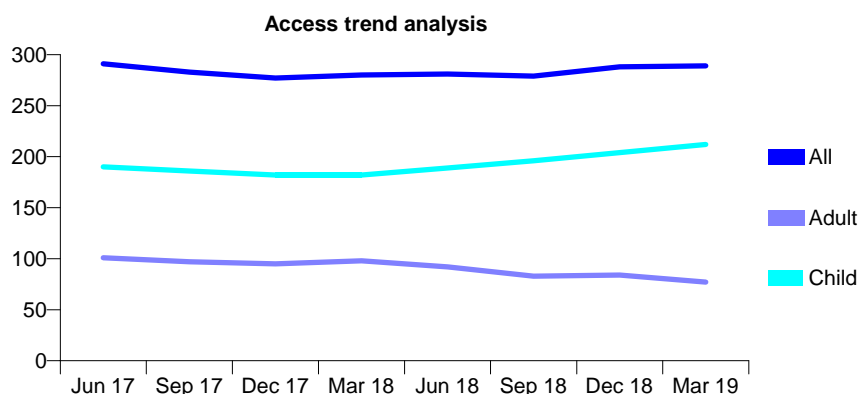
Q70 - Vital Signs At a Glance Contract Report for 305650/0001 - Year end March 2019

Name or company name	Homemill Dental Surgery
Contract type name	GDS Contract
Purpose of contract	General
Contract start date	01/10/2012
Contract end date	

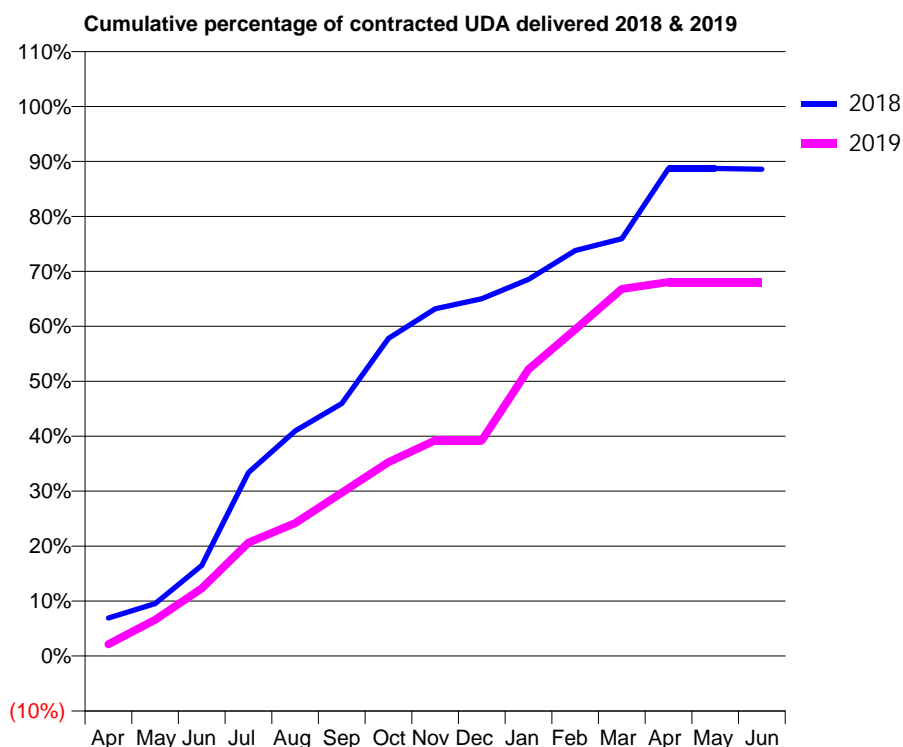
18/19 Contracted general activity (UDA)	650
Carry forward general activity (UDA)	0
18/19 Contracted orthodontic activity (UOA)	0
Carry forward orthodontic activity (UOA)	0
Baseline contract value	£15,503.45

ACCESS*

Patients seen in 24 months	Total	Change since previous quarter
Quarter ending March 2018	280	
Quarter ending June 2018	281	→
Quarter ending September 2018	279	→
Quarter ending December 2018	288	↑
Quarter ending March 2019	289	→
Variance since March 2018	3.2%	↑



ACTIVITY



Month	Adjusted Scheduled Activity (UDA)	
	2018	2019
April	45	14
May	62	43
June	107	80
July	217	134
August	266	157
September	299	193
October	376	229
November	411	255
December	423	255
January	446	339
February	480	386
March	494	434
April	577	442
May	577	442
June	576	442

QUALITY

	Quantity	Base Number	Contract	AT	Region	England
% of FP17s for the same patient ID Re-attending within 3 months - Children	18	325	5.5%	9.7%	11.3%	11.8%
% of FP17s for the same patient ID Re-attending within 3 months - Adults	1	29	3.4%	14.0%	15.4%	15.7%
% of FP17s for the same patient ID Re-attending between 3 & 9 months - Children	139	325	42.8%	61.7%	61.3%	58.9%
% of FP17s for the same patient ID Re-attending between 3 & 9 months - Adults	18	29	62.1%	52.7%	52.1%	50.8%
% of FP17s for Band 1 Urgent Courses	1	297	0.3%	9.8%	9.5%	9.1%
% of FP17s Relating to Free Repair or Replacements	0	297	0.0%	0.6%	0.6%	0.8%
% of FP17s Relating to Continuations	2	297	0.7%	0.9%	0.8%	0.9%
% of Patients satisfied with the dentistry they have received	0	0	N/A	92.2%	92.4%	92.5%
% of Patients satisfied with the time they had to wait for an appointment	0	0	N/A	85.9%	86.3%	87.0%

* This is based on patients treated on this contract for their most recent course of treatment. Figures in italics indicate the base number of FP17s or Patient Questionnaire responses are less than 100. N/A is shown where the base number of responses is less than 10 during the period. % is calculated as Quantity/Base number*100

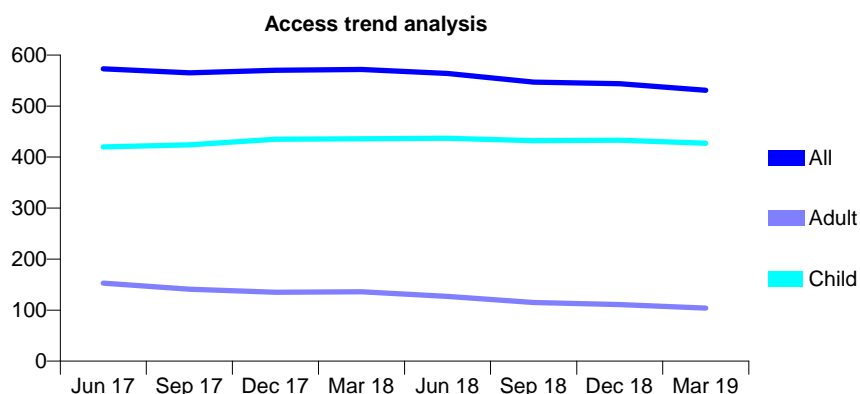
Q70 - Vital Signs At a Glance Contract Report for 307181/0001 - Year end March 2019

Name or company name	Dr Samit Chitre
Contract type name	GDS Contract
Purpose of contract	General
Contract start date	01/04/2006
Contract end date	

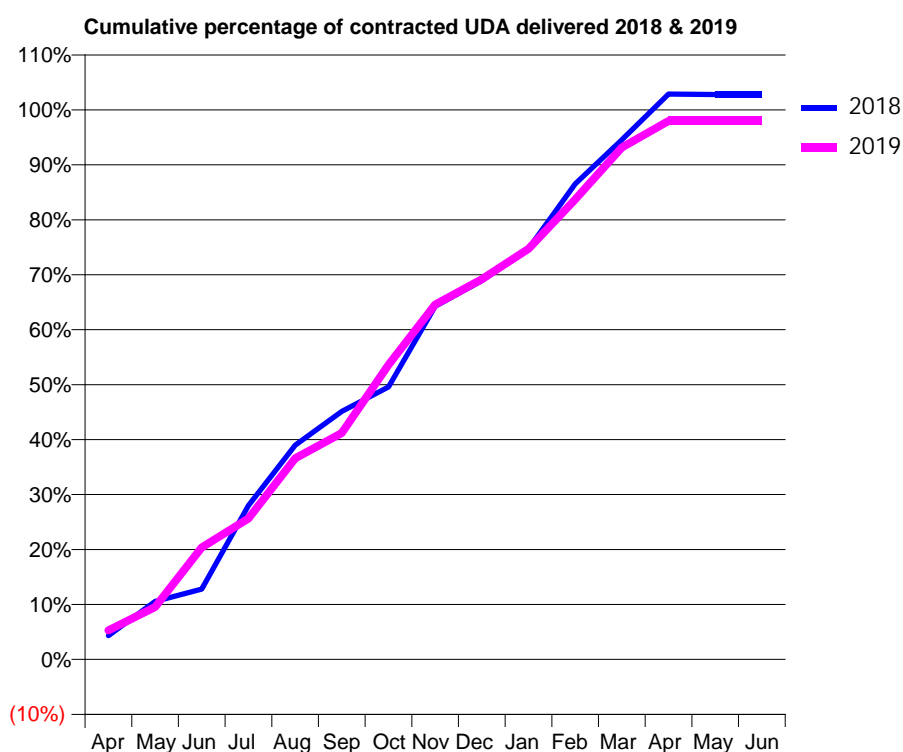
18/19 Contracted general activity (UDA)	1,000
Carry forward general activity (UDA)	0
18/19 Contracted orthodontic activity (UOA)	0
Carry forward orthodontic activity (UOA)	0
Baseline contract value	£23,398.31

ACCESS*

Patients seen in 24 months	Total	Change since previous quarter
Quarter ending March 2018	572	
Quarter ending June 2018	564	↓
Quarter ending September 2018	547	↓
Quarter ending December 2018	544	→
Quarter ending March 2019	531	↓
Variance since March 2018	(7.2%)	↓



ACTIVITY



Month	Adjusted Scheduled Activity (UDA)	
	2018	2019
April	43	53
May	106	95
June	128	204
July	280	256
August	390	366
September	451	412
October	496	536
November	643	646
December	689	692
January	747	747
February	866	837
March	946	932
April	1,029	980
May	1,028	980
June	1,028	980

QUALITY

	Quantity	Base Number	Contract	AT	Region	England
% of FP17s for the same patient ID Re-attending within 3 months - Children	47	726	6.5%	9.7%	11.3%	11.8%
% of FP17s for the same patient ID Re-attending within 3 months - Adults	1	83	1.2%	14.0%	15.4%	15.7%
% of FP17s for the same patient ID Re-attending between 3 & 9 months - Children	505	726	69.6%	61.7%	61.3%	58.9%
% of FP17s for the same patient ID Re-attending between 3 & 9 months - Adults	54	83	65.1%	52.7%	52.1%	50.8%
% of FP17s for Band 1 Urgent Courses	34	795	4.3%	9.8%	9.5%	9.1%
% of FP17s Relating to Free Repair or Replacements	1	795	0.1%	0.6%	0.6%	0.8%
% of FP17s Relating to Continuations	3	795	0.4%	0.9%	0.8%	0.9%
% of Patients satisfied with the dentistry they have received	0	0	N/A	92.2%	92.4%	92.5%
% of Patients satisfied with the time they had to wait for an appointment	0	0	N/A	85.9%	86.3%	87.0%

* This is based on patients treated on this contract for their most recent course of treatment. Figures in italics indicate the base number of FP17s or Patient Questionnaire responses are less than 100. N/A is shown where the base number of responses is less than 10 during the period. % is calculated as Quantity/Base number*100

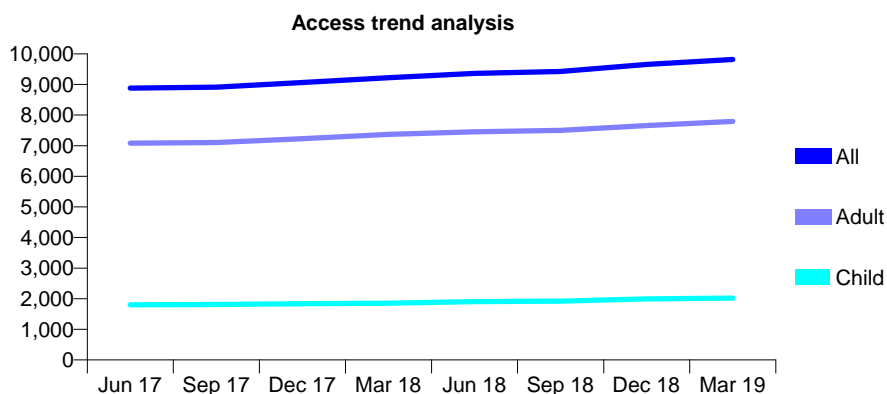
Q70 - Vital Signs At a Glance Contract Report for 321532/0001 - Year end March 2019

Name or company name	Maple House Dental Practice
Contract type name	GDS Contract
Purpose of contract	General
Contract start date	01/04/2006
Contract end date	

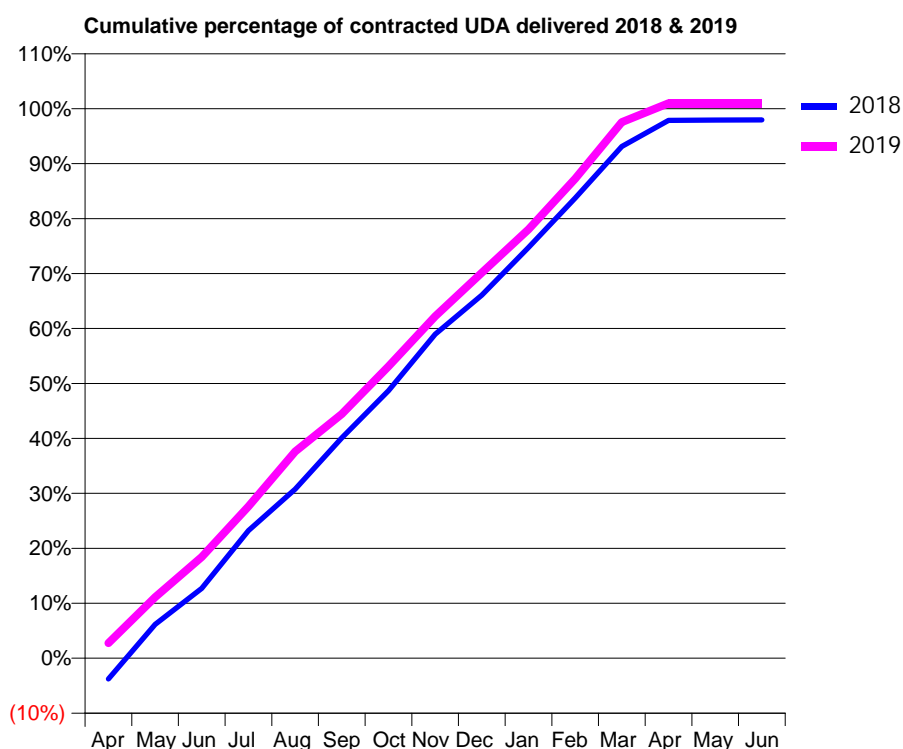
18/19 Contracted general activity (UDA)	25,659
Carry forward general activity (UDA)	523
18/19 Contracted orthodontic activity (UOA)	0
Carry forward orthodontic activity (UOA)	0
Baseline contract value	£576,940.79

ACCESS*

Patients seen in 24 months	Total	Change since previous quarter
Quarter ending March 2018	9,224	
Quarter ending June 2018	9,360	→
Quarter ending September 2018	9,424	→
Quarter ending December 2018	9,653	↑
Quarter ending March 2019	9,813	→
Variance since March 2018	6.4%	↑



ACTIVITY



Month	Adjusted Scheduled Activity (UDA)	
	2018	2019
April	-976	706
May	1,577	2,850
June	3,262	4,727
July	5,961	7,086
August	7,897	9,656
September	10,289	11,400
October	12,494	13,626
November	15,128	15,960
December	16,950	18,000
January	19,179	20,024
February	21,484	22,397
March	23,896	25,027
April	25,108	25,913
May	25,125	25,914
June	25,135	25,914

QUALITY

	Quantity	Base Number	Contract	AT	Region	England
% of FP17s for the same patient ID Re-attending within 3 months - Children	139	3,121	4.5%	9.7%	11.3%	11.8%
% of FP17s for the same patient ID Re-attending within 3 months - Adults	1,414	12,149	11.6%	14.0%	15.4%	15.7%
% of FP17s for the same patient ID Re-attending between 3 & 9 months - Children	2,013	3,121	64.5%	61.7%	61.3%	58.9%
% of FP17s for the same patient ID Re-attending between 3 & 9 months - Adults	7,982	12,149	65.7%	52.7%	52.1%	50.8%
% of FP17s for Band 1 Urgent Courses	919	13,991	6.6%	9.8%	9.5%	9.1%
% of FP17s Relating to Free Repair or Replacements	118	13,991	0.8%	0.6%	0.6%	0.8%
% of FP17s Relating to Continuations	184	13,991	1.3%	0.9%	0.8%	0.9%
% of Patients satisfied with the dentistry they have received	4	5	N/A	92.2%	92.4%	92.5%
% of Patients satisfied with the time they had to wait for an appointment	5	5	N/A	85.9%	86.3%	87.0%

* This is based on patients treated on this contract for their most recent course of treatment.

Figures in italics indicate the base number of FP17s or Patient Questionnaire responses are less than 100. N/A is shown where the base number of responses is less than 10 during the period. % is calculated as Quantity/Base number*100

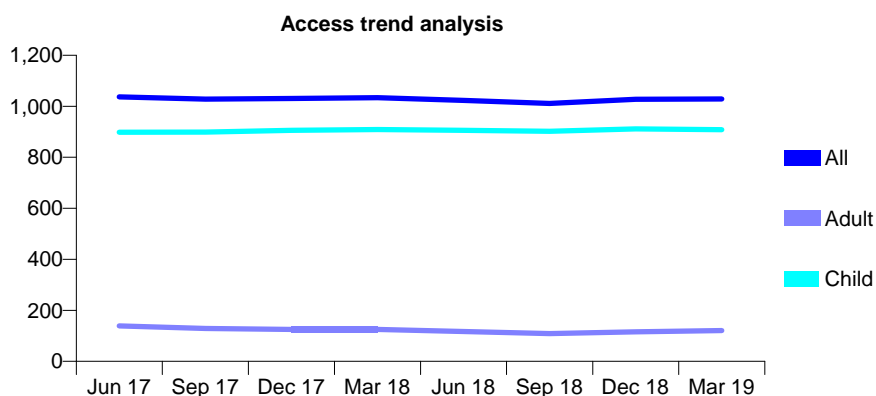
Q70 - Vital Signs At a Glance Contract Report for 321788/0001 - Year end March 2019

Name or company name	MR GH MORRIS
Contract type name	GDS Contract
Purpose of contract	General
Contract start date	01/04/2006
Contract end date	

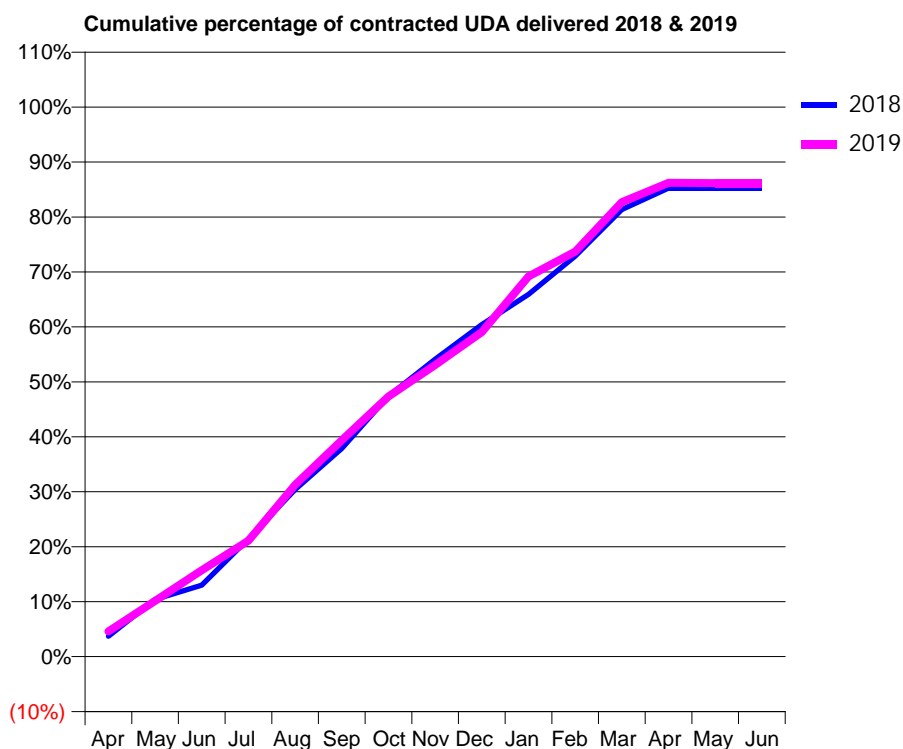
18/19 Contracted general activity (UDA)	2,150
Carry forward general activity (UDA)	0
18/19 Contracted orthodontic activity (UOA)	0
Carry forward orthodontic activity (UOA)	0
Baseline contract value	£53,340.67

ACCESS*

Patients seen in 24 months	Total	Change since previous quarter
Quarter ending March 2018	1,034	
Quarter ending June 2018	1,023	↓
Quarter ending September 2018	1,011	↓
Quarter ending December 2018	1,027	→
Quarter ending March 2019	1,029	→
Variance since March 2018	(0.5%)	→



ACTIVITY



Month	Adjusted Scheduled Activity (UDA)	
	2018	2019
April	80	99
May	224	218
June	280	338
July	462	454
August	654	672
September	814	846
October	1,020	1,018
November	1,164	1,141
December	1,299	1,270
January	1,417	1,487
February	1,567	1,584
March	1,749	1,778
April	1,833	1,854
May	1,833	1,853
June	1,833	1,853

QUALITY

	Quantity	Base Number	Contract	AT	Region	England
% of FP17s for the same patient ID Re-attending within 3 months - Children	91	1,425	6.4%	9.7%	11.3%	11.8%
% of FP17s for the same patient ID Re-attending within 3 months - Adults	4	57	7.0%	14.0%	15.4%	15.7%
% of FP17s for the same patient ID Re-attending between 3 & 9 months - Children	910	1,425	63.9%	61.7%	61.3%	58.9%
% of FP17s for the same patient ID Re-attending between 3 & 9 months - Adults	36	57	63.2%	52.7%	52.1%	50.8%
% of FP17s for Band 1 Urgent Courses	69	1,467	4.7%	9.8%	9.5%	9.1%
% of FP17s Relating to Free Repair or Replacements	0	1,467	0.0%	0.6%	0.6%	0.8%
% of FP17s Relating to Continuations	0	1,467	0.0%	0.9%	0.8%	0.9%
% of Patients satisfied with the dentistry they have received	0	0	N/A	92.2%	92.4%	92.5%
% of Patients satisfied with the time they had to wait for an appointment	0	0	N/A	85.9%	86.3%	87.0%

* This is based on patients treated on this contract for their most recent course of treatment. Figures in italics indicate the base number of FP17s or Patient Questionnaire responses are less than 100. N/A is shown where the base number of responses is less than 10 during the period. % is calculated as Quantity/Base number*100

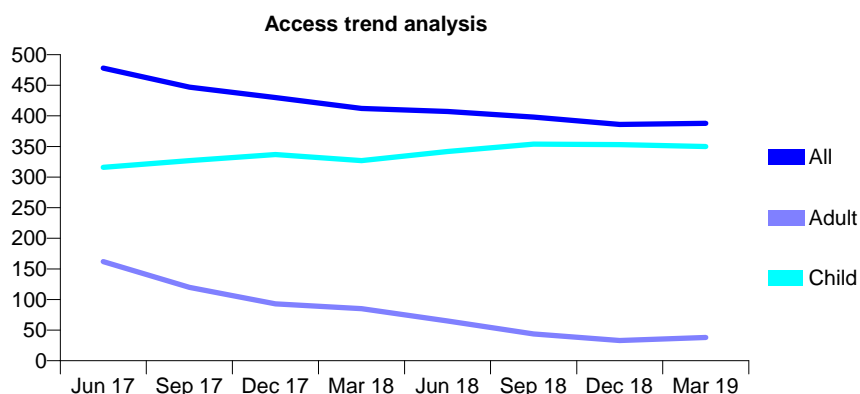
Q70 - Vital Signs At a Glance Contract Report for 321974/0001 - Year end March 2019

Name or company name	MR AE INMAN
Contract type name	GDS Contract
Purpose of contract	General
Contract start date	01/04/2006
Contract end date	

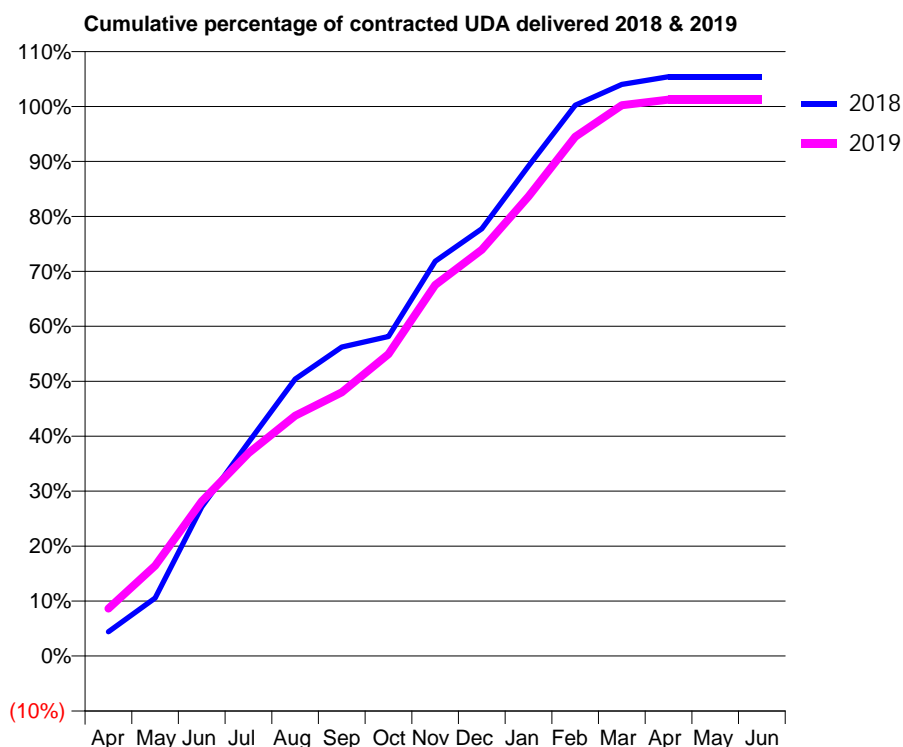
18/19 Contracted general activity (UDA)	782
Carry forward general activity (UDA)	0
18/19 Contracted orthodontic activity (UOA)	0
Carry forward orthodontic activity (UOA)	0
Baseline contract value	£19,950.86

ACCESS*

Patients seen in 24 months	Total	Change since previous quarter
Quarter ending March 2018	412	
Quarter ending June 2018	407	↓
Quarter ending September 2018	398	↓
Quarter ending December 2018	386	↓
Quarter ending March 2019	388	→
Variance since March 2018	(5.8%)	↓



ACTIVITY



Month	Adjusted Scheduled Activity (UDA)	
	2018	2019
April	34	67
May	83	129
June	212	220
July	304	289
August	394	342
September	440	375
October	455	430
November	562	528
December	608	578
January	697	654
February	784	739
March	813	784
April	824	792
May	824	792
June	824	792

QUALITY

	Quantity	Base Number	Contract	AT	Region	England
% of FP17s for the same patient ID Re-attending within 3 months - Children	33	618	5.3%	9.7%	11.3%	11.8%
% of FP17s for the same patient ID Re-attending within 3 months - Adults	1	2	50.0%	14.0%	15.4%	15.7%
% of FP17s for the same patient ID Re-attending between 3 & 9 months - Children	442	618	71.5%	61.7%	61.3%	58.9%
% of FP17s for the same patient ID Re-attending between 3 & 9 months - Adults	0	2	0.0%	52.7%	52.1%	50.8%
% of FP17s for Band 1 Urgent Courses	24	621	3.9%	9.8%	9.5%	9.1%
% of FP17s Relating to Free Repair or Replacements	0	621	0.0%	0.6%	0.6%	0.8%
% of FP17s Relating to Continuations	4	621	0.6%	0.9%	0.8%	0.9%
% of Patients satisfied with the dentistry they have received	0	0	N/A	92.2%	92.4%	92.5%
% of Patients satisfied with the time they had to wait for an appointment	0	0	N/A	85.9%	86.3%	87.0%

* This is based on patients treated on this contract for their most recent course of treatment. Figures in italics indicate the base number of FP17s or Patient Questionnaire responses are less than 100. N/A is shown where the base number of responses is less than 10 during the period. % is calculated as Quantity/Base number*100

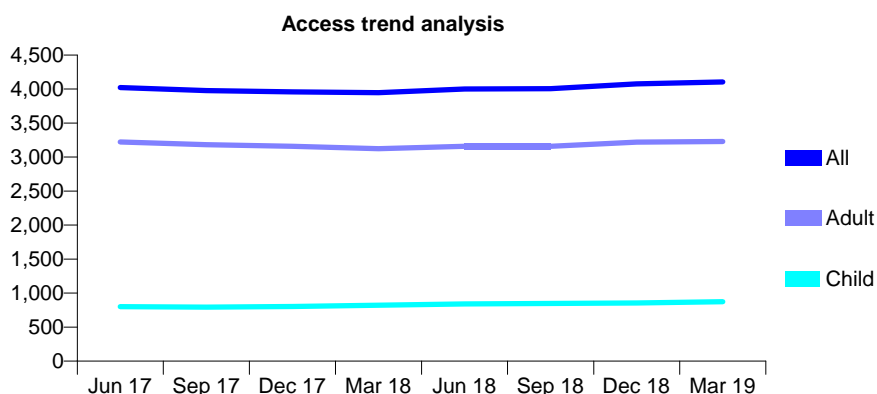
Q70 - Vital Signs At a Glance Contract Report for 323551/0001 - Year end March 2019

Name or company name	ThistleDene Dental Practice
Contract type name	GDS Contract
Purpose of contract	General
Contract start date	01/04/2006
Contract end date	

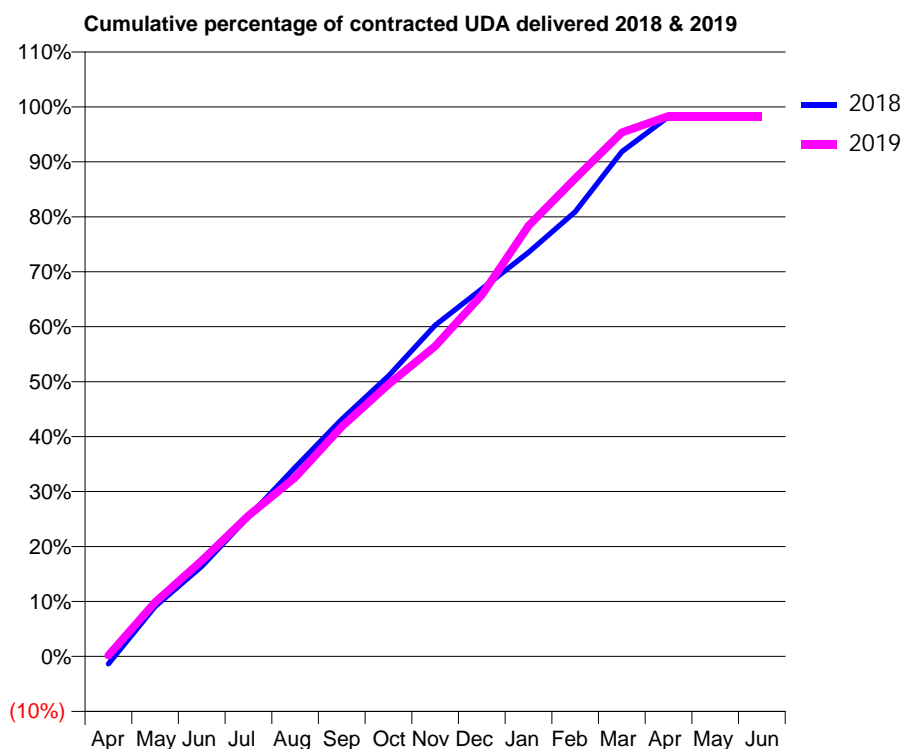
18/19 Contracted general activity (UDA)	14,000
Carry forward general activity (UDA)	238
18/19 Contracted orthodontic activity (UOA)	0
Carry forward orthodontic activity (UOA)	0
Baseline contract value	£363,687.10

ACCESS*

Patients seen in 24 months	Total	Change since previous quarter
Quarter ending March 2018	3,946	
Quarter ending June 2018	4,000	→
Quarter ending September 2018	4,006	→
Quarter ending December 2018	4,077	→
Quarter ending March 2019	4,104	→
Variance since March 2018	4.0%	↑



ACTIVITY



Month	Adjusted Scheduled Activity (UDA)	
	2018	2019
April	-193	25
May	1,277	1,380
June	2,296	2,441
July	3,559	3,586
August	4,814	4,560
September	6,039	5,853
October	7,146	6,928
November	8,436	7,905
December	9,366	9,209
January	10,293	10,969
February	11,329	12,177
March	12,859	13,346
April	13,751	13,763
May	13,762	13,763
June	13,762	13,763

QUALITY

	Quantity	Base Number	Contract	AT	Region	England
% of FP17s for the same patient ID Re-attending within 3 months - Children	54	1,369	3.9%	9.7%	11.3%	11.8%
% of FP17s for the same patient ID Re-attending within 3 months - Adults	720	5,256	13.7%	14.0%	15.4%	15.7%
% of FP17s for the same patient ID Re-attending between 3 & 9 months - Children	954	1,369	69.7%	61.7%	61.3%	58.9%
% of FP17s for the same patient ID Re-attending between 3 & 9 months - Adults	3,513	5,256	66.8%	52.7%	52.1%	50.8%
% of FP17s for Band 1 Urgent Courses	249	6,429	3.9%	9.8%	9.5%	9.1%
% of FP17s Relating to Free Repair or Replacements	54	6,429	0.8%	0.6%	0.6%	0.8%
% of FP17s Relating to Continuations	110	6,429	1.7%	0.9%	0.8%	0.9%
% of Patients satisfied with the dentistry they have received	5	5	N/A	92.2%	92.4%	92.5%
% of Patients satisfied with the time they had to wait for an appointment	4	5	N/A	85.9%	86.3%	87.0%

* This is based on patients treated on this contract for their most recent course of treatment. Figures in italics indicate the base number of FP17s or Patient Questionnaire responses are less than 100. N/A is shown where the base number of responses is less than 10 during the period. % is calculated as Quantity/Base number*100

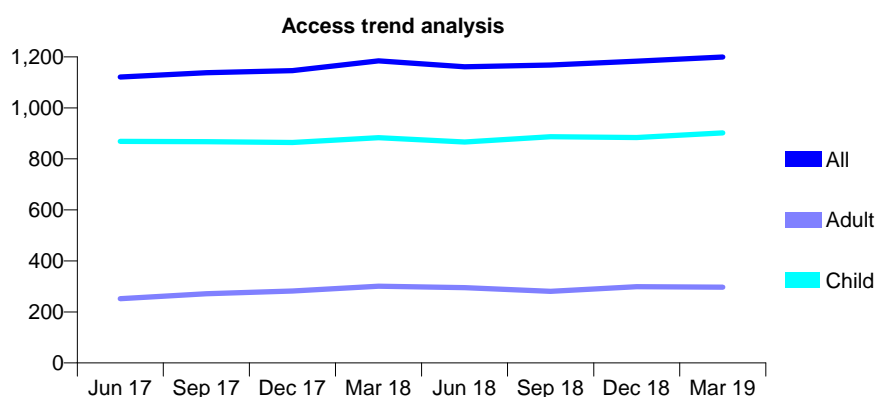
Q70 - Vital Signs At a Glance Contract Report for 324094/0001 - Year end March 2019

Name or company name	MISS SJ WESTHEAD
Contract type name	GDS Contract
Purpose of contract	General
Contract start date	01/04/2006
Contract end date	

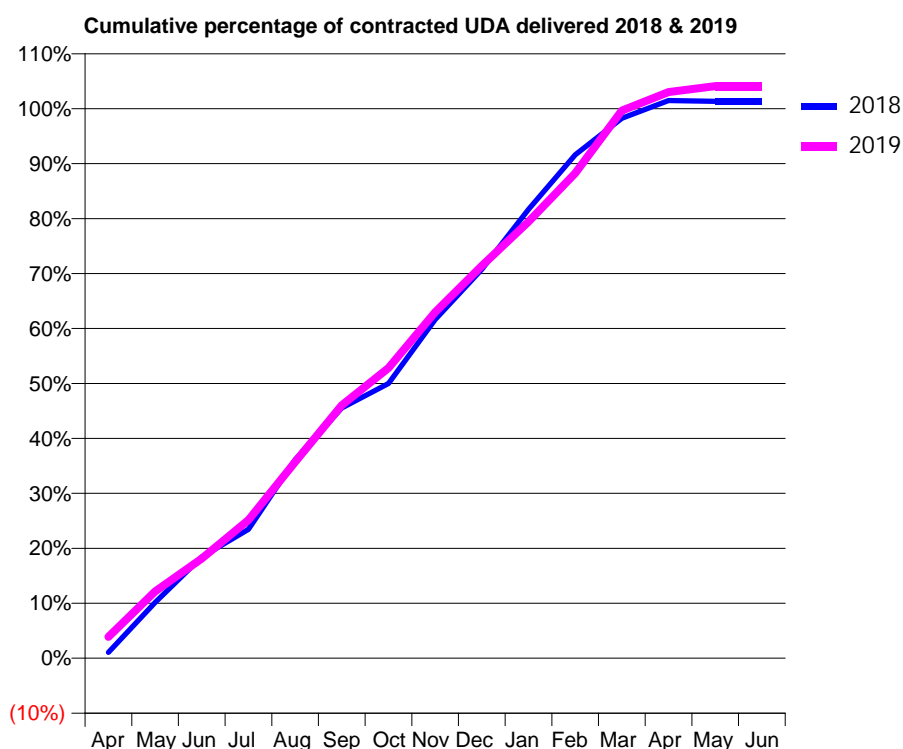
18/19 Contracted general activity (UDA)	2,935
Carry forward general activity (UDA)	0
18/19 Contracted orthodontic activity (UOA)	0
Carry forward orthodontic activity (UOA)	0
Baseline contract value	£73,088.11

ACCESS*

Patients seen in 24 months	Total	Change since previous quarter
Quarter ending March 2018	1,184	
Quarter ending June 2018	1,161	↓
Quarter ending September 2018	1,168	→
Quarter ending December 2018	1,183	→
Quarter ending March 2019	1,199	→
Variance since March 2018	1.3%	→



ACTIVITY



Adjusted Scheduled Activity (UDA)		
Month	2018	2019
April	31	114
May	298	357
June	541	532
July	689	738
August	1,060	1,049
September	1,337	1,351
October	1,468	1,550
November	1,809	1,849
December	2,076	2,095
January	2,397	2,331
February	2,688	2,590
March	2,883	2,925
April	2,978	3,024
May	2,974	3,055
June	2,974	3,055

QUALITY

	Quantity	Base Number	Contract	AT	Region	England
% of FP17s for the same patient ID Re-attending within 3 months - Children	190	1,733	11.0%	9.7%	11.3%	11.8%
% of FP17s for the same patient ID Re-attending within 3 months - Adults	64	309	20.7%	14.0%	15.4%	15.7%
% of FP17s for the same patient ID Re-attending between 3 & 9 months - Children	1,237	1,733	71.4%	61.7%	61.3%	58.9%
% of FP17s for the same patient ID Re-attending between 3 & 9 months - Adults	172	309	55.7%	52.7%	52.1%	50.8%
% of FP17s for Band 1 Urgent Courses	75	2,053	3.7%	9.8%	9.5%	9.1%
% of FP17s Relating to Free Repair or Replacements	1	2,053	0.0%	0.6%	0.6%	0.8%
% of FP17s Relating to Continuations	0	2,053	0.0%	0.9%	0.8%	0.9%
% of Patients satisfied with the dentistry they have received	0	0	N/A	92.2%	92.4%	92.5%
% of Patients satisfied with the time they had to wait for an appointment	0	0	N/A	85.9%	86.3%	87.0%

* This is based on patients treated on this contract for their most recent course of treatment.

Figures in italics indicate the base number of FP17s or Patient Questionnaire responses are less than 100. N/A is shown where the base number of responses is less than 10 during the period. % is calculated as Quantity/Base number*100

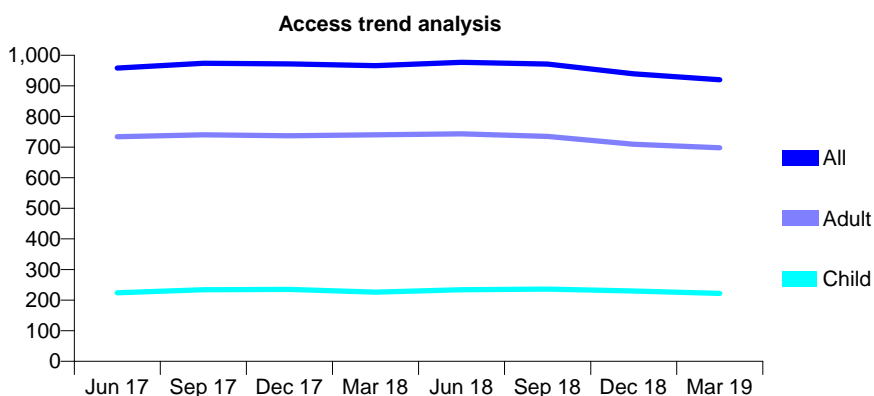
Q70 - Vital Signs At a Glance Contract Report for 325503/0001 - Year end March 2019

Name or company name	MISS SM SHAWKAT
Contract type name	GDS Contract
Purpose of contract	General
Contract start date	01/04/2006
Contract end date	

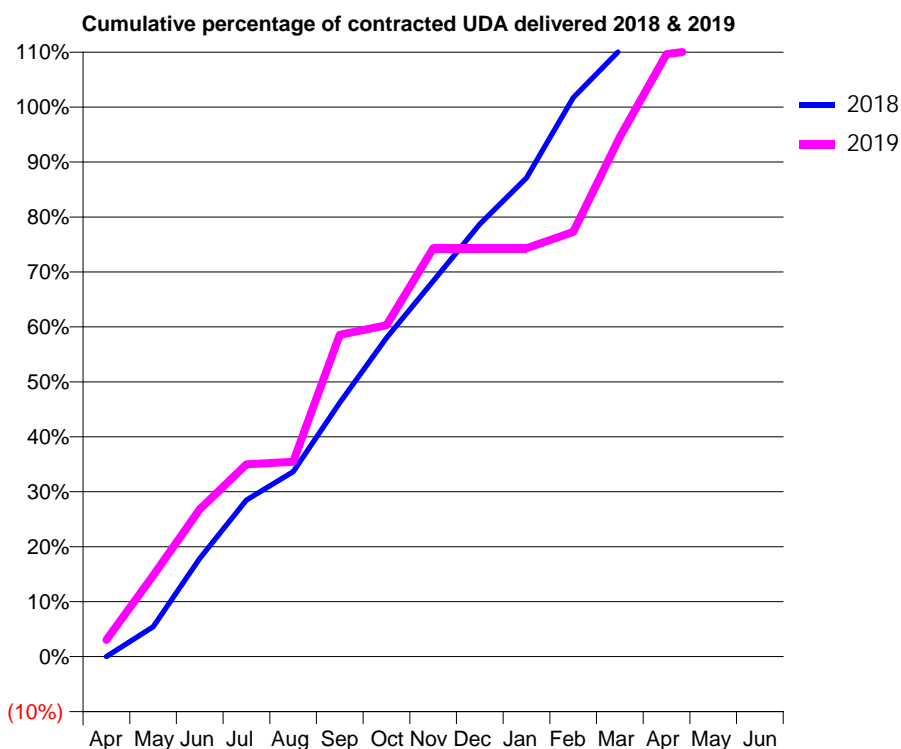
18/19 Contracted general activity (UDA)	1,478
Carry forward general activity (UDA)	0
18/19 Contracted orthodontic activity (UOA)	0
Carry forward orthodontic activity (UOA)	0
Baseline contract value	£39,638.44

ACCESS*

Patients seen in 24 months	Total	Change since previous quarter
Quarter ending March 2018	966	
Quarter ending June 2018	977	→
Quarter ending September 2018	971	→
Quarter ending December 2018	939	↓
Quarter ending March 2019	920	↓
Variance since March 2018	(4.8%)	↓



ACTIVITY



Month	Adjusted Scheduled Activity (UDA)	
	2018	2019
April	0	45
May	80	218
June	264	396
July	421	517
August	497	524
September	683	865
October	857	891
November	1,010	1,098
December	1,163	1,098
January	1,287	1,098
February	1,503	1,142
March	1,631	1,397
April	1,793	1,620
May	1,809	1,637
June	1,809	1,639

QUALITY

	Quantity	Base Number	Contract	AT	Region	England
% of FP17s for the same patient ID Re-attending within 3 months - Children	8	239	3.3%	9.7%	11.3%	11.8%
% of FP17s for the same patient ID Re-attending within 3 months - Adults	47	590	8.0%	14.0%	15.4%	15.7%
% of FP17s for the same patient ID Re-attending between 3 & 9 months - Children	91	239	38.1%	61.7%	61.3%	58.9%
% of FP17s for the same patient ID Re-attending between 3 & 9 months - Adults	176	590	29.8%	52.7%	52.1%	50.8%
% of FP17s for Band 1 Urgent Courses	1	868	0.1%	9.8%	9.5%	9.1%
% of FP17s Relating to Free Repair or Replacements	0	868	0.0%	0.6%	0.6%	0.8%
% of FP17s Relating to Continuations	0	868	0.0%	0.9%	0.8%	0.9%
% of Patients satisfied with the dentistry they have received	0	0	N/A	92.2%	92.4%	92.5%
% of Patients satisfied with the time they had to wait for an appointment	0	0	N/A	85.9%	86.3%	87.0%

* This is based on patients treated on this contract for their most recent course of treatment. Figures in italics indicate the base number of FP17s or Patient Questionnaire responses are less than 100. N/A is shown where the base number of responses is less than 10 during the period. % is calculated as Quantity/Base number*100

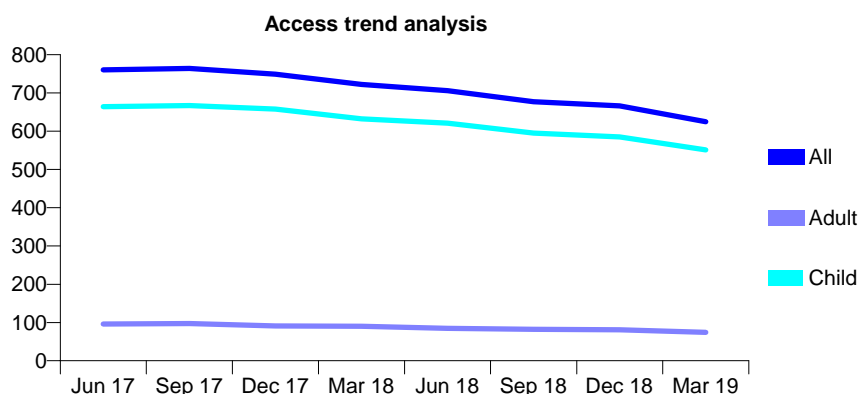
Q70 - Vital Signs At a Glance Contract Report for 326518/0001 - Year end March 2019

Name or company name	MR KR BROWN
Contract type name	GDS Contract
Purpose of contract	General
Contract start date	01/04/2006
Contract end date	

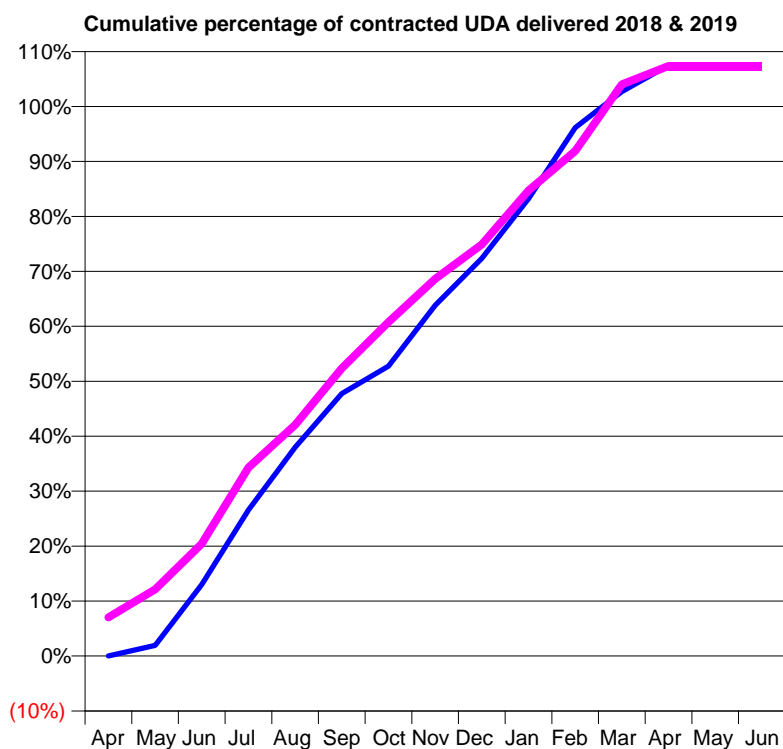
18/19 Contracted general activity (UDA)	1,150
Carry forward general activity (UDA)	0
18/19 Contracted orthodontic activity (UOA)	0
Carry forward orthodontic activity (UOA)	0
Baseline contract value	£29,208.61

ACCESS*

Patients seen in 24 months	Total	Change since previous quarter
Quarter ending March 2018	722	
Quarter ending June 2018	706	↓
Quarter ending September 2018	677	↓
Quarter ending December 2018	666	↓
Quarter ending March 2019	625	↓
Variance since March 2018	(13.4%)	↓



ACTIVITY



Month	Adjusted Scheduled Activity (UDA)	
	2018	2019
April	0	81
May	22	140
June	150	235
July	306	395
August	437	484
September	549	602
October	607	699
November	734	789
December	832	861
January	957	974
February	1,105	1,057
March	1,181	1,196
April	1,236	1,235
May	1,236	1,235
June	1,236	1,235

QUALITY

	Quantity	Base Number	Contract	AT	Region	England
% of FP17s for the same patient ID Re-attending within 3 months - Children	49	947	5.2%	9.7%	11.3%	11.8%
% of FP17s for the same patient ID Re-attending within 3 months - Adults	1	47	2.1%	14.0%	15.4%	15.7%
% of FP17s for the same patient ID Re-attending between 3 & 9 months - Children	706	947	74.6%	61.7%	61.3%	58.9%
% of FP17s for the same patient ID Re-attending between 3 & 9 months - Adults	32	47	68.1%	52.7%	52.1%	50.8%
% of FP17s for Band 1 Urgent Courses	23	987	2.3%	9.8%	9.5%	9.1%
% of FP17s Relating to Free Repair or Replacements	0	987	0.0%	0.6%	0.6%	0.8%
% of FP17s Relating to Continuations	0	987	0.0%	0.9%	0.8%	0.9%
% of Patients satisfied with the dentistry they have received	0	0	N/A	92.2%	92.4%	92.5%
% of Patients satisfied with the time they had to wait for an appointment	0	0	N/A	85.9%	86.3%	87.0%

* This is based on patients treated on this contract for their most recent course of treatment.

Figures in italics indicate the base number of FP17s or Patient Questionnaire responses are less than 100. N/A is shown where the base number of responses is less than 10 during the period. % is calculated as Quantity/Base number*100

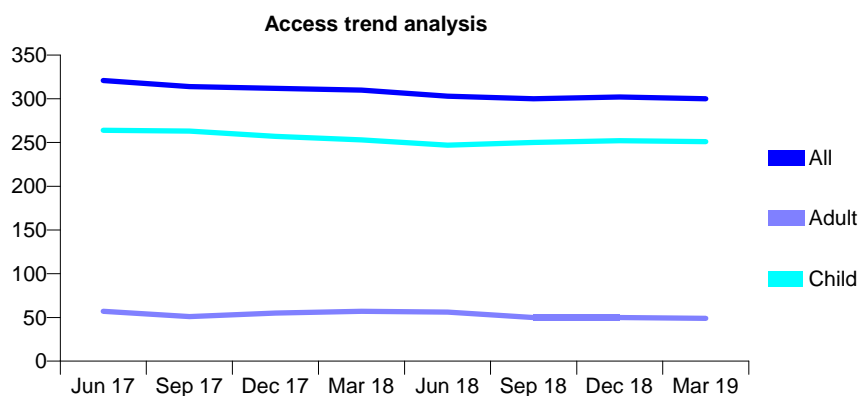
Q70 - Vital Signs At a Glance Contract Report for 328960/0001 - Year end March 2019

Name or company name	MR SC BELFORD
Contract type name	GDS Contract
Purpose of contract	General and Orthodontic
Contract start date	01/04/2006
Contract end date	

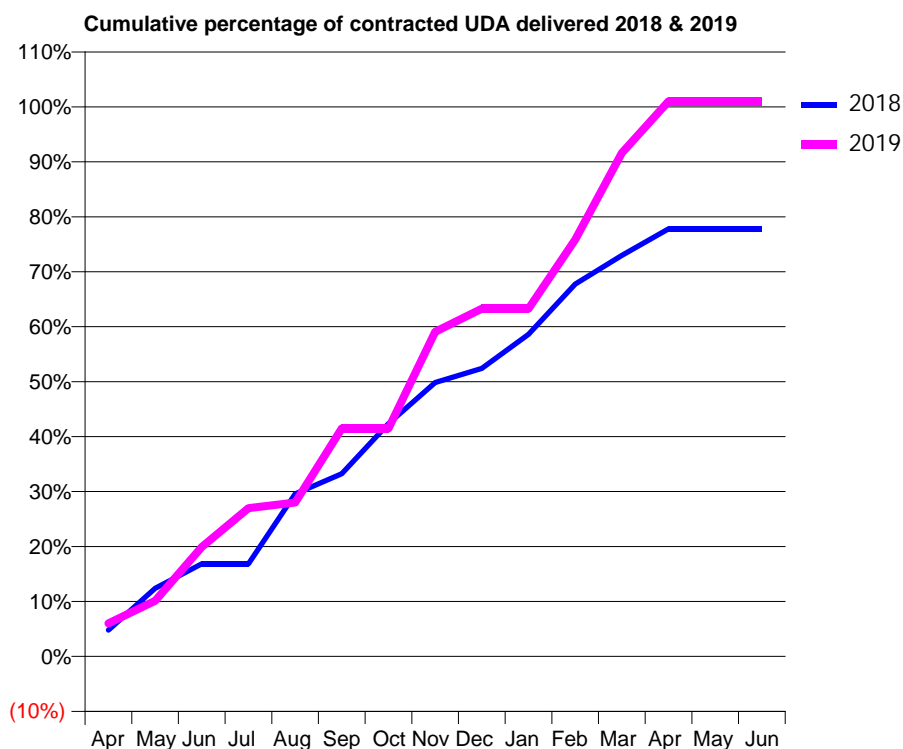
18/19 Contracted general activity (UDA)	500
Carry forward general activity (UDA)	0
18/19 Contracted orthodontic activity (UOA)	0
Carry forward orthodontic activity (UOA)	0
Baseline contract value	£11,823.60

ACCESS*

Patients seen in 24 months	Total	Change since previous quarter
Quarter ending March 2018	310	
Quarter ending June 2018	303	↓
Quarter ending September 2018	300	→
Quarter ending December 2018	302	→
Quarter ending March 2019	300	→
Variance since March 2018	(3.2%)	↓



ACTIVITY



Month	Adjusted Scheduled Activity (UDA)	
	2018	2019
April	36	30
May	93	51
June	126	100
July	126	135
August	222	140
September	249	207
October	318	207
November	374	295
December	393	316
January	440	316
February	508	379
March	547	458
April	583	505
May	583	505
June	583	505

QUALITY

	Quantity	Base Number	Contract	AT	Region	England
% of FP17s for the same patient ID Re-attending within 3 months - Children	25	361	6.9%	9.7%	11.3%	11.8%
% of FP17s for the same patient ID Re-attending within 3 months - Adults	1	21	4.8%	14.0%	15.4%	15.7%
% of FP17s for the same patient ID Re-attending between 3 & 9 months - Children	217	361	60.1%	61.7%	61.3%	58.9%
% of FP17s for the same patient ID Re-attending between 3 & 9 months - Adults	13	21	61.9%	52.7%	52.1%	50.8%
% of FP17s for Band 1 Urgent Courses	21	397	5.3%	9.8%	9.5%	9.1%
% of FP17s Relating to Free Repair or Replacements	0	397	0.0%	0.6%	0.6%	0.8%
% of FP17s Relating to Continuations	0	397	0.0%	0.9%	0.8%	0.9%
% of Patients satisfied with the dentistry they have received	0	0	N/A	92.2%	92.4%	92.5%
% of Patients satisfied with the time they had to wait for an appointment	0	0	N/A	85.9%	86.3%	87.0%

* This is based on patients treated on this contract for their most recent course of treatment. Figures in italics indicate the base number of FP17s or Patient Questionnaire responses are less than 100. N/A is shown where the base number of responses is less than 10 during the period. % is calculated as Quantity/Base number*100

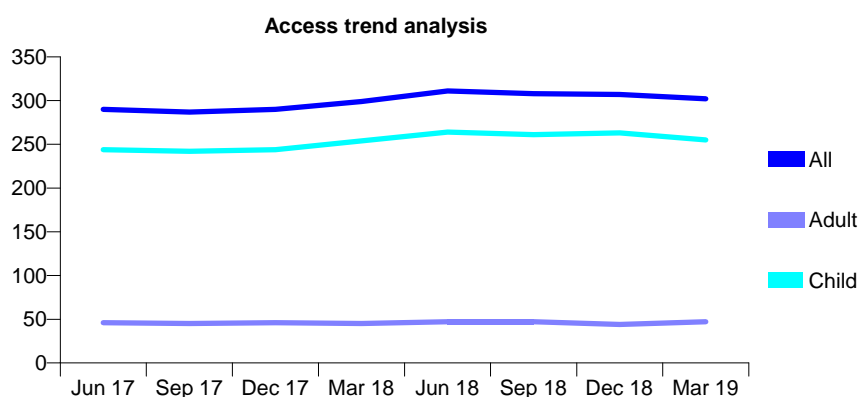
Q70 - Vital Signs At a Glance Contract Report for 331120/0001 - Year end March 2019

Name or company name	MR GM WHITTINGHAM
Contract type name	GDS Contract
Purpose of contract	General
Contract start date	01/04/2006
Contract end date	

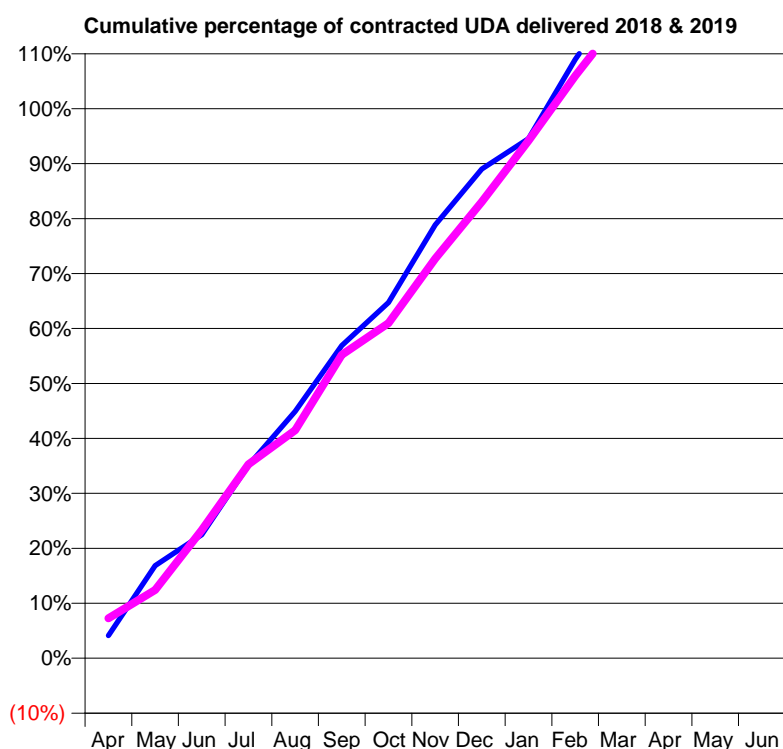
18/19 Contracted general activity (UDA)	470
Carry forward general activity (UDA)	0
18/19 Contracted orthodontic activity (UOA)	0
Carry forward orthodontic activity (UOA)	0
Baseline contract value	£11,520.01

ACCESS*

Patients seen in 24 months	Total	Change since previous quarter
Quarter ending March 2018	299	
Quarter ending June 2018	311	↑
Quarter ending September 2018	308	→
Quarter ending December 2018	307	→
Quarter ending March 2019	302	↓
Variance since March 2018	1.0%	→



ACTIVITY



Month	2018	2019
April	19	34
May	79	58
June	106	110
July	165	166
August	211	195
September	267	259
October	304	287
November	371	342
December	418	390
January	444	443
February	512	498
March	568	549
April	591	558
May	591	558
June	591	558

QUALITY

	Quantity	Base Number	Contract	AT	Region	England
% of FP17s for the same patient ID Re-attending within 3 months - Children	23	453	5.1%	9.7%	11.3%	11.8%
% of FP17s for the same patient ID Re-attending within 3 months - Adults	2	34	5.9%	14.0%	15.4%	15.7%
% of FP17s for the same patient ID Re-attending between 3 & 9 months - Children	316	453	69.8%	61.7%	61.3%	58.9%
% of FP17s for the same patient ID Re-attending between 3 & 9 months - Adults	28	34	82.4%	52.7%	52.1%	50.8%
% of FP17s for Band 1 Urgent Courses	20	479	4.2%	9.8%	9.5%	9.1%
% of FP17s Relating to Free Repair or Replacements	0	479	0.0%	0.6%	0.6%	0.8%
% of FP17s Relating to Continuations	0	479	0.0%	0.9%	0.8%	0.9%
% of Patients satisfied with the dentistry they have received	0	0	N/A	92.2%	92.4%	92.5%
% of Patients satisfied with the time they had to wait for an appointment	0	0	N/A	85.9%	86.3%	87.0%

* This is based on patients treated on this contract for their most recent course of treatment.

Figures in italics indicate the base number of FP17s or Patient Questionnaire responses are less than 100. N/A is shown where the base number of responses is less than 10 during the period. % is calculated as Quantity/Base number*100

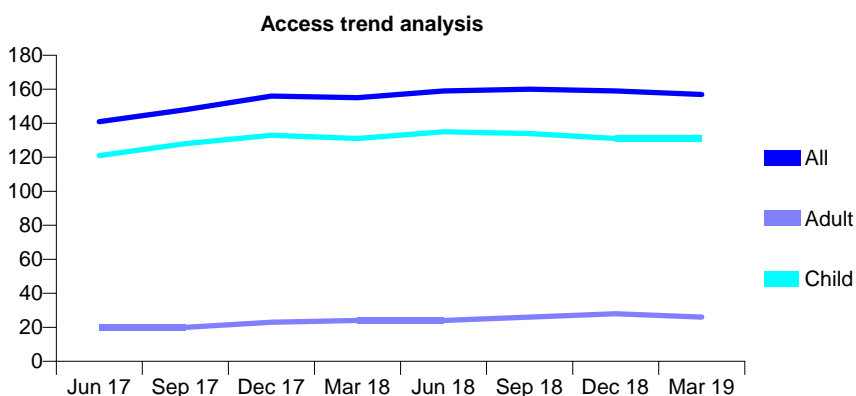
Q70 - Vital Signs At a Glance Contract Report for 338311/0001 - Year end March 2019

Name or company name	MRS SC HALDERTHAY
Contract type name	GDS Contract
Purpose of contract	General
Contract start date	01/04/2006
Contract end date	

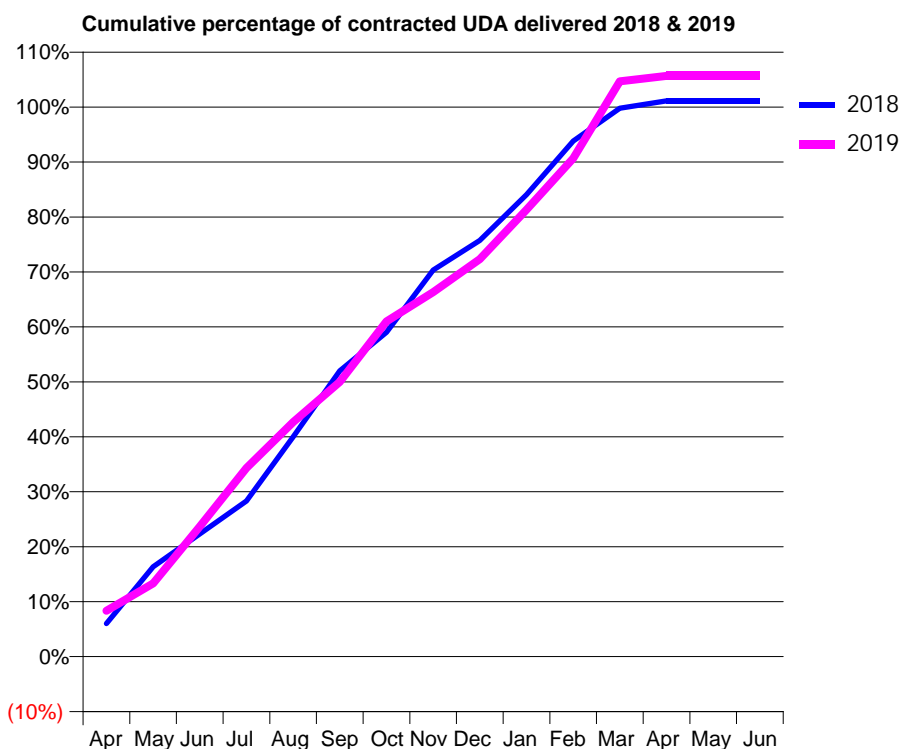
18/19 Contracted general activity (UDA)	300
Carry forward general activity (UDA)	0
18/19 Contracted orthodontic activity (UOA)	0
Carry forward orthodontic activity (UOA)	0
Baseline contract value	£6,948.85

ACCESS*

Patients seen in 24 months	Total	Change since previous quarter
Quarter ending March 2018	155	
Quarter ending June 2018	159	↑
Quarter ending September 2018	160	→
Quarter ending December 2018	159	→
Quarter ending March 2019	157	↓
Variance since March 2018	1.3%	→



ACTIVITY



Month	Adjusted Scheduled Activity (UDA)	
	2018	2019
April	18	25
May	49	40
June	67	71
July	85	103
August	120	128
September	156	150
October	177	183
November	211	199
December	227	217
January	252	244
February	281	272
March	299	314
April	303	317
May	303	317
June	303	317

QUALITY

	Quantity	Base Number	Contract	AT	Region	England
% of FP17s for the same patient ID Re-attending within 3 months - Children	7	217	3.2%	9.7%	11.3%	11.8%
% of FP17s for the same patient ID Re-attending within 3 months - Adults	0	18	0.0%	14.0%	15.4%	15.7%
% of FP17s for the same patient ID Re-attending between 3 & 9 months - Children	151	217	69.6%	61.7%	61.3%	58.9%
% of FP17s for the same patient ID Re-attending between 3 & 9 months - Adults	13	18	72.2%	52.7%	52.1%	50.8%
% of FP17s for Band 1 Urgent Courses	0	233	0.0%	9.8%	9.5%	9.1%
% of FP17s Relating to Free Repair or Replacements	0	233	0.0%	0.6%	0.6%	0.8%
% of FP17s Relating to Continuations	5	233	2.1%	0.9%	0.8%	0.9%
% of Patients satisfied with the dentistry they have received	0	0	N/A	92.2%	92.4%	92.5%
% of Patients satisfied with the time they had to wait for an appointment	0	0	N/A	85.9%	86.3%	87.0%

* This is based on patients treated on this contract for their most recent course of treatment. Figures in italics indicate the base number of FP17s or Patient Questionnaire responses are less than 100. N/A is shown where the base number of responses is less than 10 during the period. % is calculated as Quantity/Base number*100

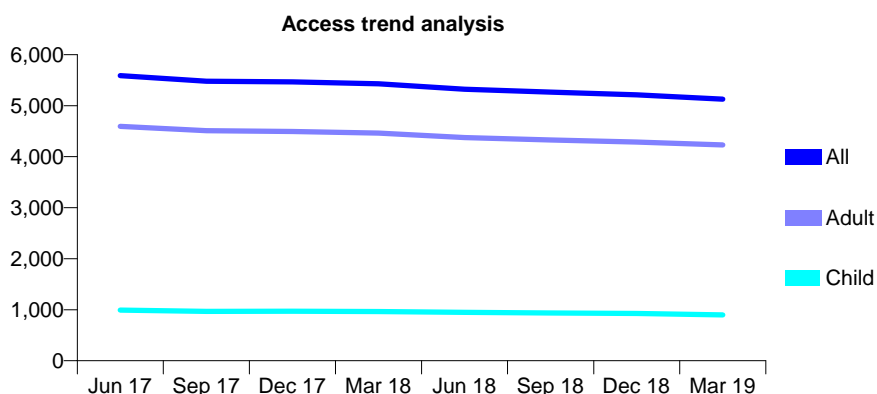
Q70 - Vital Signs At a Glance Contract Report for 338974/0001 - Year end March 2019

Name or company name	MRS M HOOKINGS
Contract type name	GDS Contract
Purpose of contract	General
Contract start date	01/04/2006
Contract end date	

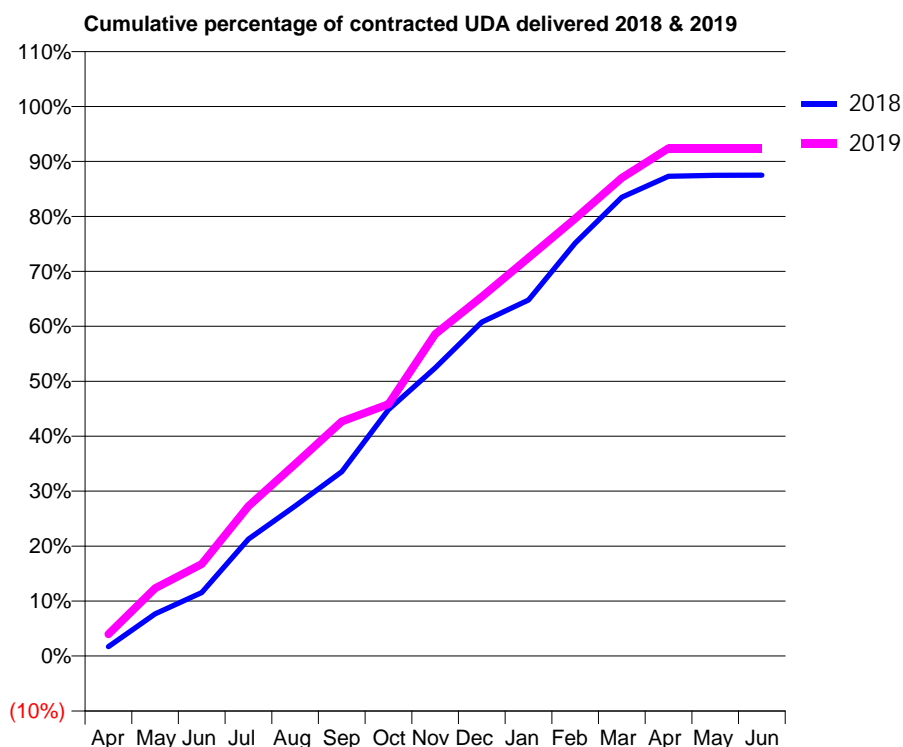
18/19 Contracted general activity (UDA)	17,000
Carry forward general activity (UDA)	0
18/19 Contracted orthodontic activity (UOA)	0
Carry forward orthodontic activity (UOA)	0
Baseline contract value	£501,733.88

ACCESS*

Patients seen in 24 months	Total	Change since previous quarter
Quarter ending March 2018	5,428	
Quarter ending June 2018	5,322	↓
Quarter ending September 2018	5,267	↓
Quarter ending December 2018	5,212	↓
Quarter ending March 2019	5,128	↓
Variance since March 2018	(5.5%)	↓



ACTIVITY



Month	Adjusted Scheduled Activity (UDA)	
	2018	2019
April	290	674
May	1,307	2,097
June	1,960	2,846
July	3,616	4,638
August	4,645	5,939
September	5,699	7,254
October	7,620	7,789
November	8,915	9,957
December	10,331	11,111
January	11,012	12,322
February	12,776	13,535
March	14,191	14,791
April	14,841	15,706
May	14,871	15,707
June	14,872	15,706

QUALITY

	Quantity	Base Number	Contract	AT	Region	England
% of FP17s for the same patient ID Re-attending within 3 months - Children	86	1,413	6.1%	9.7%	11.3%	11.8%
% of FP17s for the same patient ID Re-attending within 3 months - Adults	841	6,126	13.7%	14.0%	15.4%	15.7%
% of FP17s for the same patient ID Re-attending between 3 & 9 months - Children	991	1,413	70.1%	61.7%	61.3%	58.9%
% of FP17s for the same patient ID Re-attending between 3 & 9 months - Adults	3,450	6,126	56.3%	52.7%	52.1%	50.8%
% of FP17s for Band 1 Urgent Courses	667	7,654	8.7%	9.8%	9.5%	9.1%
% of FP17s Relating to Free Repair or Replacements	178	7,654	2.3%	0.6%	0.6%	0.8%
% of FP17s Relating to Continuations	56	7,654	0.7%	0.9%	0.8%	0.9%
% of Patients satisfied with the dentistry they have received	6	6	N/A	92.2%	92.4%	92.5%
% of Patients satisfied with the time they had to wait for an appointment	6	6	N/A	85.9%	86.3%	87.0%

* This is based on patients treated on this contract for their most recent course of treatment.

Figures in italics indicate the base number of FP17s or Patient Questionnaire responses are less than 100. N/A is shown where the base number of responses is less than 10 during the period. % is calculated as Quantity/Base number*100

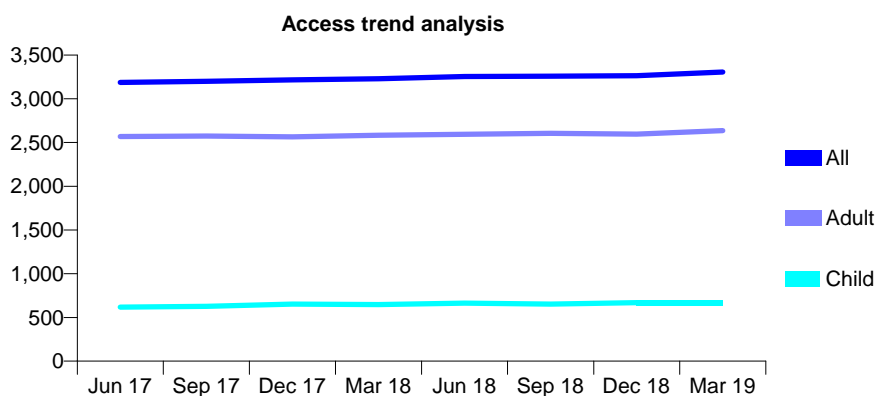
Q70 - Vital Signs At a Glance Contract Report for 339229/0001 - Year end March 2019

Name or company name	MR BS KALSI
Contract type name	GDS Contract
Purpose of contract	General
Contract start date	29/07/2006
Contract end date	

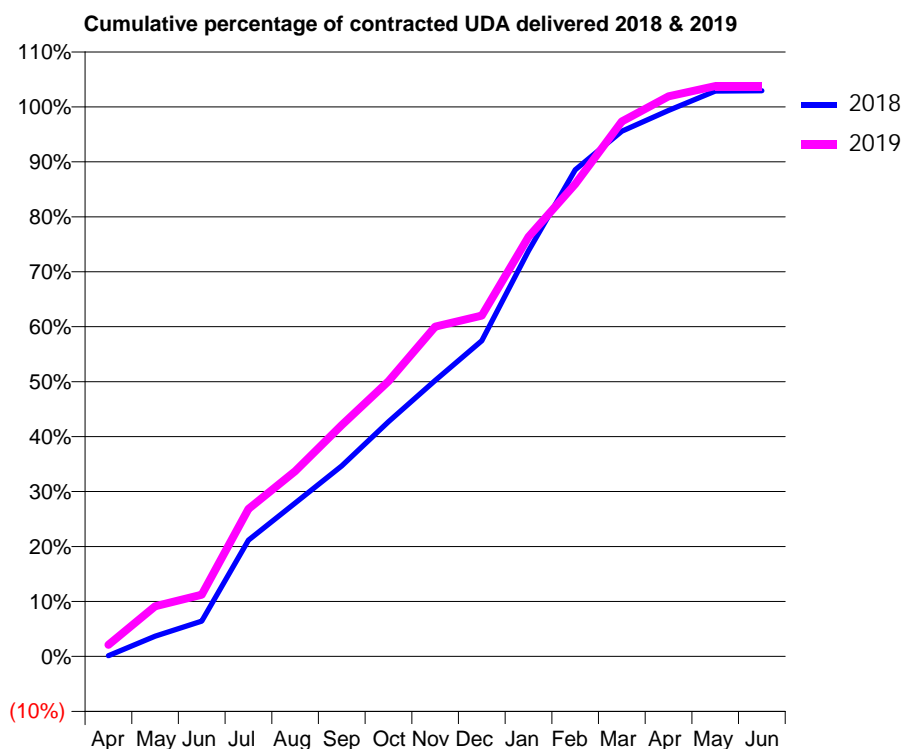
18/19 Contracted general activity (UDA)	8,881
Carry forward general activity (UDA)	0
18/19 Contracted orthodontic activity (UOA)	0
Carry forward orthodontic activity (UOA)	0
Baseline contract value	£219,898.50

ACCESS*

Patients seen in 24 months	Total	Change since previous quarter
Quarter ending March 2018	3,230	
Quarter ending June 2018	3,255	→
Quarter ending September 2018	3,258	→
Quarter ending December 2018	3,265	→
Quarter ending March 2019	3,305	→
Variance since March 2018	2.3%	↑



ACTIVITY



Month	2018	2019
April	12	189
May	327	811
June	570	996
July	1,879	2,384
August	2,479	2,995
September	3,079	3,738
October	3,795	4,448
November	4,460	5,330
December	5,102	5,508
January	6,555	6,781
February	7,864	7,633
March	8,487	8,646
April	8,824	9,052
May	9,137	9,216
June	9,140	9,216

QUALITY

	Quantity	Base Number	Contract	AT	Region	England
% of FP17s for the same patient ID Re-attending within 3 months - Children	84	1,047	8.0%	9.7%	11.3%	11.8%
% of FP17s for the same patient ID Re-attending within 3 months - Adults	536	4,011	13.4%	14.0%	15.4%	15.7%
% of FP17s for the same patient ID Re-attending between 3 & 9 months - Children	641	1,047	61.2%	61.7%	61.3%	58.9%
% of FP17s for the same patient ID Re-attending between 3 & 9 months - Adults	2,431	4,011	60.6%	52.7%	52.1%	50.8%
% of FP17s for Band 1 Urgent Courses	553	5,028	11.0%	9.8%	9.5%	9.1%
% of FP17s Relating to Free Repair or Replacements	39	5,028	0.8%	0.6%	0.6%	0.8%
% of FP17s Relating to Continuations	23	5,028	0.5%	0.9%	0.8%	0.9%
% of Patients satisfied with the dentistry they have received	1	1	N/A	92.2%	92.4%	92.5%
% of Patients satisfied with the time they had to wait for an appointment	1	1	N/A	85.9%	86.3%	87.0%

* This is based on patients treated on this contract for their most recent course of treatment. Figures in italics indicate the base number of FP17s or Patient Questionnaire responses are less than 100. N/A is shown where the base number of responses is less than 10 during the period. % is calculated as Quantity/Base number*100

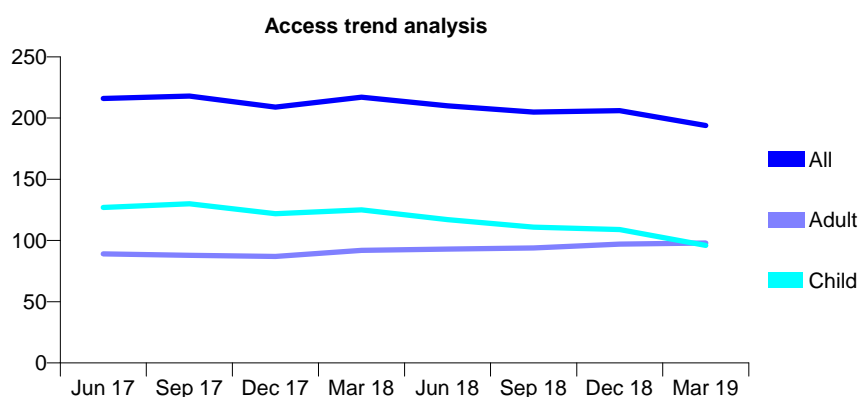
Q70 - Vital Signs At a Glance Contract Report for 341789/0001 - Year end March 2019

Name or company name	MR RH FARRANT
Contract type name	GDS Contract
Purpose of contract	General
Contract start date	01/04/2006
Contract end date	

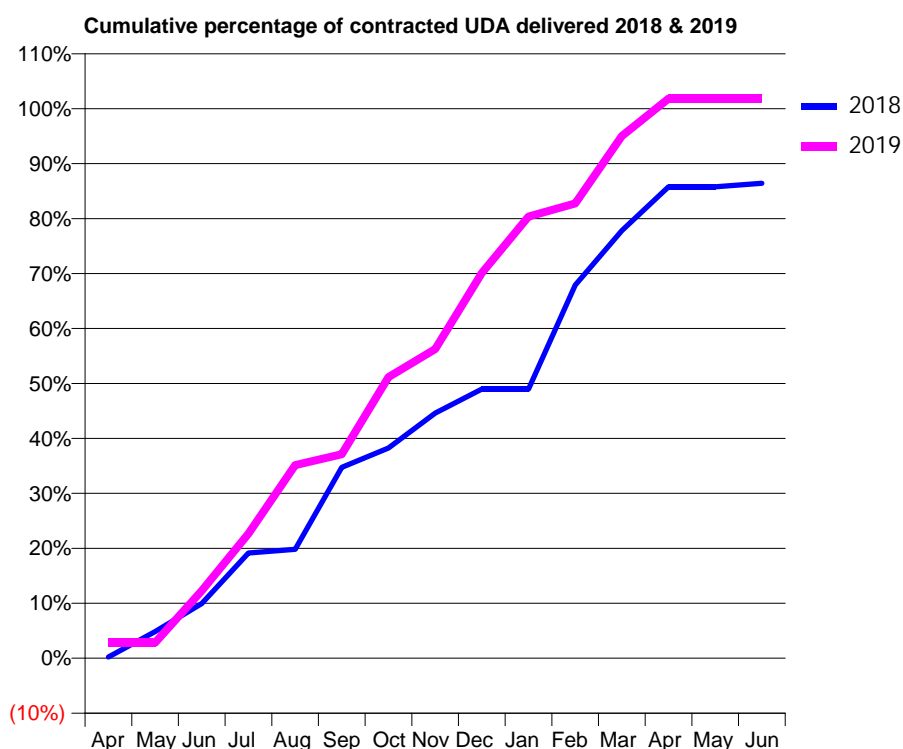
18/19 Contracted general activity (UDA)	457
Carry forward general activity (UDA)	0
18/19 Contracted orthodontic activity (UOA)	0
Carry forward orthodontic activity (UOA)	0
Baseline contract value	£10,110.35

ACCESS*

Patients seen in 24 months	Total	Change since previous quarter
Quarter ending March 2018	217	
Quarter ending June 2018	210	↓
Quarter ending September 2018	205	↓
Quarter ending December 2018	206	→
Quarter ending March 2019	194	↓
Variance since March 2018	(10.6%)	↓



ACTIVITY



Month	2018	2019
April	1	13
May	22	13
June	45	56
July	88	104
August	91	161
September	159	170
October	175	234
November	204	257
December	224	320
January	224	367
February	310	378
March	356	434
April	392	465
May	392	465
June	395	465

QUALITY

	Quantity	Base Number	Contract	AT	Region	England
% of FP17s for the same patient ID Re-attending within 3 months - Children	9	169	5.3%	9.7%	11.3%	11.8%
% of FP17s for the same patient ID Re-attending within 3 months - Adults	27	174	15.5%	14.0%	15.4%	15.7%
% of FP17s for the same patient ID Re-attending between 3 & 9 months - Children	132	169	78.1%	61.7%	61.3%	58.9%
% of FP17s for the same patient ID Re-attending between 3 & 9 months - Adults	113	174	64.9%	52.7%	52.1%	50.8%
% of FP17s for Band 1 Urgent Courses	7	331	2.1%	9.8%	9.5%	9.1%
% of FP17s Relating to Free Repair or Replacements	0	331	0.0%	0.6%	0.6%	0.8%
% of FP17s Relating to Continuations	0	331	0.0%	0.9%	0.8%	0.9%
% of Patients satisfied with the dentistry they have received	0	0	N/A	92.2%	92.4%	92.5%
% of Patients satisfied with the time they had to wait for an appointment	0	0	N/A	85.9%	86.3%	87.0%

* This is based on patients treated on this contract for their most recent course of treatment.

Figures in italics indicate the base number of FP17s or Patient Questionnaire responses are less than 100. N/A is shown where the base number of responses is less than 10 during the period. % is calculated as Quantity/Base number*100

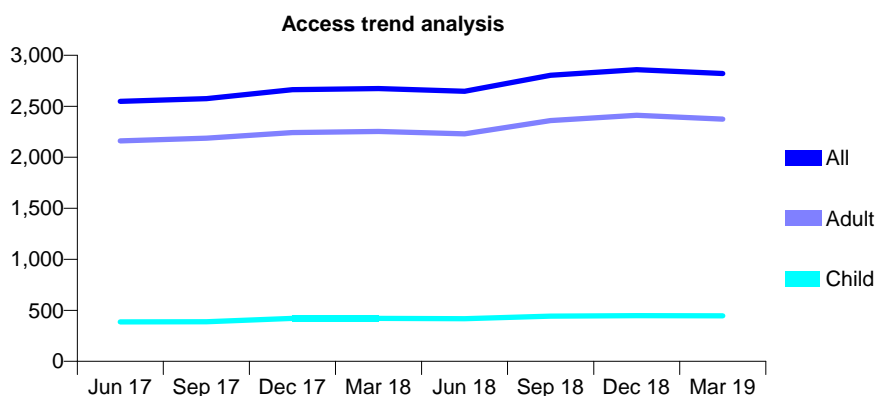
Q70 - Vital Signs At a Glance Contract Report for 342882/0001 - Year end March 2019

Name or company name	Palmerston Dental Practice
Contract type name	GDS Contract
Purpose of contract	General
Contract start date	01/04/2006
Contract end date	

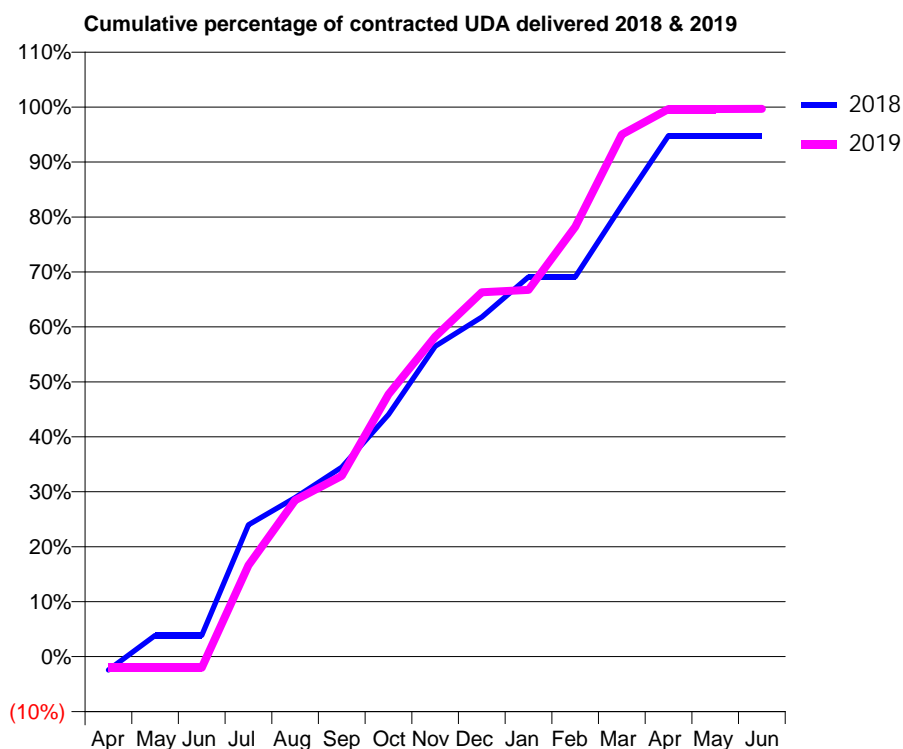
18/19 Contracted general activity (UDA)	8,076
Carry forward general activity (UDA)	227
18/19 Contracted orthodontic activity (UOA)	0
Carry forward orthodontic activity (UOA)	0
Baseline contract value	£240,723.78

ACCESS*

Patients seen in 24 months	Total	Change since previous quarter
Quarter ending March 2018	2,674	
Quarter ending June 2018	2,648	→
Quarter ending September 2018	2,804	↑
Quarter ending December 2018	2,860	→
Quarter ending March 2019	2,822	↓
Variance since March 2018	5.5%	↑



ACTIVITY



Month	Adjusted Scheduled Activity (UDA)	
	2018	2019
April	-198	-166
May	313	-166
June	313	-166
July	1,936	1,341
August	2,338	2,300
September	2,784	2,656
October	3,558	3,854
November	4,561	4,703
December	4,990	5,356
January	5,580	5,388
February	5,580	6,315
March	6,632	7,674
April	7,657	8,047
May	7,657	8,048
June	7,657	8,051

QUALITY

	Quantity	Base Number	Contract	AT	Region	England
% of FP17s for the same patient ID Re-attending within 3 months - Children	22	659	3.3%	9.7%	11.3%	11.8%
% of FP17s for the same patient ID Re-attending within 3 months - Adults	376	3,691	10.2%	14.0%	15.4%	15.7%
% of FP17s for the same patient ID Re-attending between 3 & 9 months - Children	379	659	57.5%	61.7%	61.3%	58.9%
% of FP17s for the same patient ID Re-attending between 3 & 9 months - Adults	2,267	3,691	61.4%	52.7%	52.1%	50.8%
% of FP17s for Band 1 Urgent Courses	135	4,038	3.3%	9.8%	9.5%	9.1%
% of FP17s Relating to Free Repair or Replacements	59	4,038	1.5%	0.6%	0.6%	0.8%
% of FP17s Relating to Continuations	35	4,038	0.9%	0.9%	0.8%	0.9%
% of Patients satisfied with the dentistry they have received	2	2	N/A	92.2%	92.4%	92.5%
% of Patients satisfied with the time they had to wait for an appointment	2	2	N/A	85.9%	86.3%	87.0%

* This is based on patients treated on this contract for their most recent course of treatment. Figures in italics indicate the base number of FP17s or Patient Questionnaire responses are less than 100. N/A is shown where the base number of responses is less than 10 during the period. % is calculated as Quantity/Base number*100

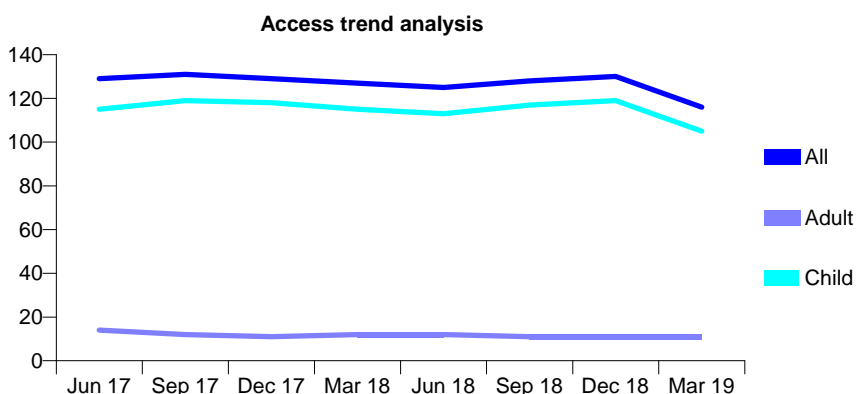
Q70 - Vital Signs At a Glance Contract Report for 346128/0001 - Year end March 2019

Name or company name	MS A BENEKE
Contract type name	GDS Contract
Purpose of contract	General
Contract start date	01/04/2006
Contract end date	

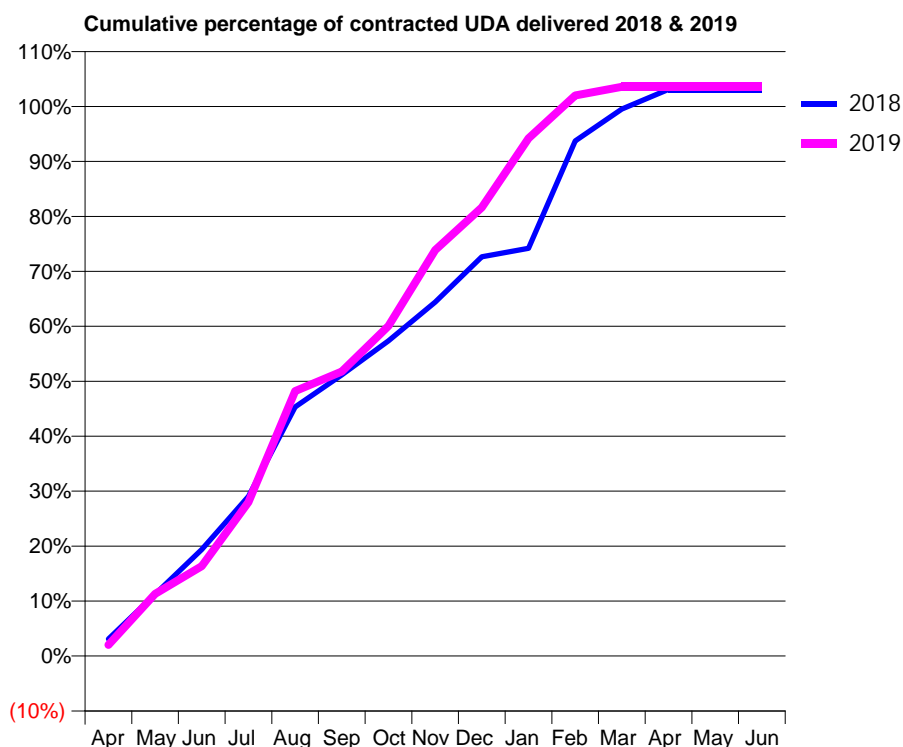
18/19 Contracted general activity (UDA)	258
Carry forward general activity (UDA)	0
18/19 Contracted orthodontic activity (UOA)	0
Carry forward orthodontic activity (UOA)	0
Baseline contract value	£5,334.76

ACCESS*

Patients seen in 24 months	Total	Change since previous quarter
Quarter ending March 2018	127	
Quarter ending June 2018	125	↓
Quarter ending September 2018	128	↑
Quarter ending December 2018	130	→
Quarter ending March 2019	116	↓
Variance since March 2018	(8.7%)	↓



ACTIVITY



Month	Adjusted Scheduled Activity (UDA)	
	2018	2019
April	8	5
May	29	29
June	50	42
July	75	72
August	117	124
September	132	134
October	148	155
November	166	191
December	187	211
January	191	243
February	242	263
March	257	267
April	266	267
May	266	267
June	266	267

QUALITY

	Quantity	Base Number	Contract	AT	Region	England
% of FP17s for the same patient ID Re-attending within 3 months - Children	18	198	9.1%	9.7%	11.3%	11.8%
% of FP17s for the same patient ID Re-attending within 3 months - Adults	0	0	N/A	14.0%	15.4%	15.7%
% of FP17s for the same patient ID Re-attending between 3 & 9 months - Children	121	198	61.1%	61.7%	61.3%	58.9%
% of FP17s for the same patient ID Re-attending between 3 & 9 months - Adults	0	0	N/A	52.7%	52.1%	50.8%
% of FP17s for Band 1 Urgent Courses	11	192	5.7%	9.8%	9.5%	9.1%
% of FP17s Relating to Free Repair or Replacements	0	192	0.0%	0.6%	0.6%	0.8%
% of FP17s Relating to Continuations	0	192	0.0%	0.9%	0.8%	0.9%
% of Patients satisfied with the dentistry they have received	0	0	N/A	92.2%	92.4%	92.5%
% of Patients satisfied with the time they had to wait for an appointment	0	0	N/A	85.9%	86.3%	87.0%

* This is based on patients treated on this contract for their most recent course of treatment. Figures in italics indicate the base number of FP17s or Patient Questionnaire responses are less than 100. N/A is shown where the base number of responses is less than 10 during the period. % is calculated as Quantity/Base number*100

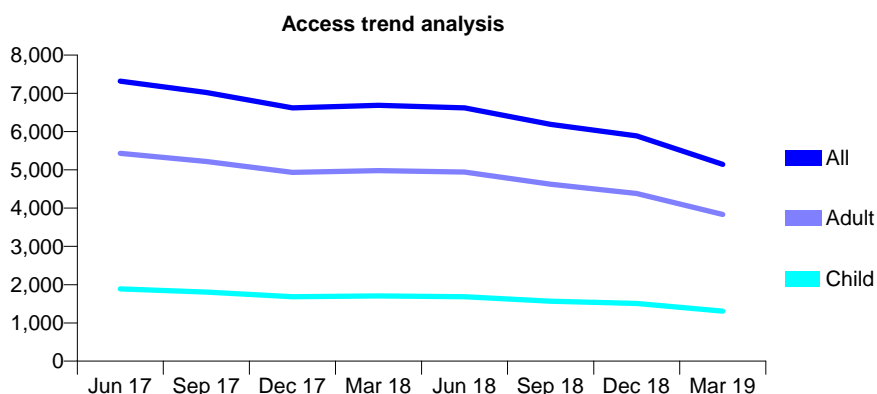
Q70 - Vital Signs At a Glance Contract Report for 352829/0001 - Year end March 2019

Name or company name	MS MD BALACHANDRA
Contract type name	GDS Contract
Purpose of contract	General
Contract start date	28/02/2007
Contract end date	

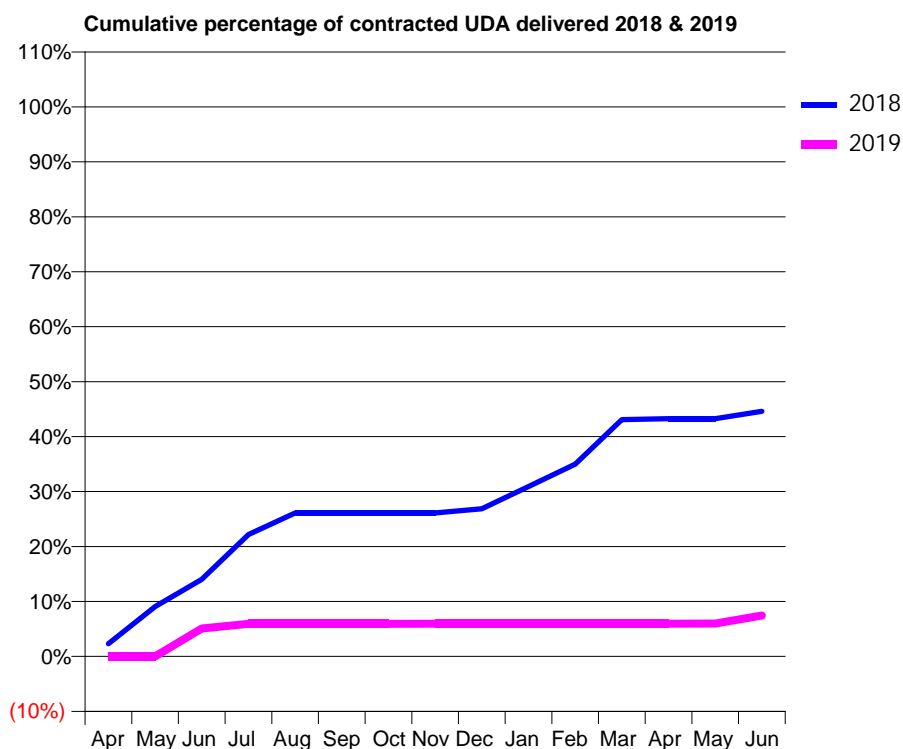
18/19 Contracted general activity (UDA)	20,937
Carry forward general activity (UDA)	0
18/19 Contracted orthodontic activity (UOA)	0
Carry forward orthodontic activity (UOA)	0
Baseline contract value	£527,349.49

ACCESS*

Patients seen in 24 months	Total	Change since previous quarter
Quarter ending March 2018	6,686	
Quarter ending June 2018	6,623	→
Quarter ending September 2018	6,189	↓
Quarter ending December 2018	5,890	↓
Quarter ending March 2019	5,142	↓
Variance since March 2018	(23.1%)	↓



ACTIVITY



Month	Adjusted Scheduled Activity (UDA)	
	2018	2019
April	484	0
May	1,900	0
June	2,933	1,062
July	4,649	1,241
August	5,470	1,241
September	5,470	1,241
October	5,470	1,241
November	5,470	1,247
December	5,628	1,247
January	6,475	1,247
February	7,325	1,247
March	9,019	1,249
April	9,056	1,249
May	9,056	1,252
June	9,336	1,558

QUALITY

	Quantity	Base Number	Contract	AT	Region	England
% of FP17s for the same patient ID Re-attending within 3 months - Children	80	995	8.0%	9.7%	11.3%	11.8%
% of FP17s for the same patient ID Re-attending within 3 months - Adults	341	2,700	12.6%	14.0%	15.4%	15.7%
% of FP17s for the same patient ID Re-attending between 3 & 9 months - Children	476	995	47.8%	61.7%	61.3%	58.9%
% of FP17s for the same patient ID Re-attending between 3 & 9 months - Adults	1,310	2,700	48.5%	52.7%	52.1%	50.8%
% of FP17s for Band 1 Urgent Courses	642	6,468	9.9%	9.8%	9.5%	9.1%
% of FP17s Relating to Free Repair or Replacements	30	6,468	0.5%	0.6%	0.6%	0.8%
% of FP17s Relating to Continuations	34	6,468	0.5%	0.9%	0.8%	0.9%
% of Patients satisfied with the dentistry they have received	2	3	N/A	92.2%	92.4%	92.5%
% of Patients satisfied with the time they had to wait for an appointment	1	3	N/A	85.9%	86.3%	87.0%

* This is based on patients treated on this contract for their most recent course of treatment. Figures in italics indicate the base number of FP17s or Patient Questionnaire responses are less than 100. N/A is shown where the base number of responses is less than 10 during the period. % is calculated as Quantity/Base number*100

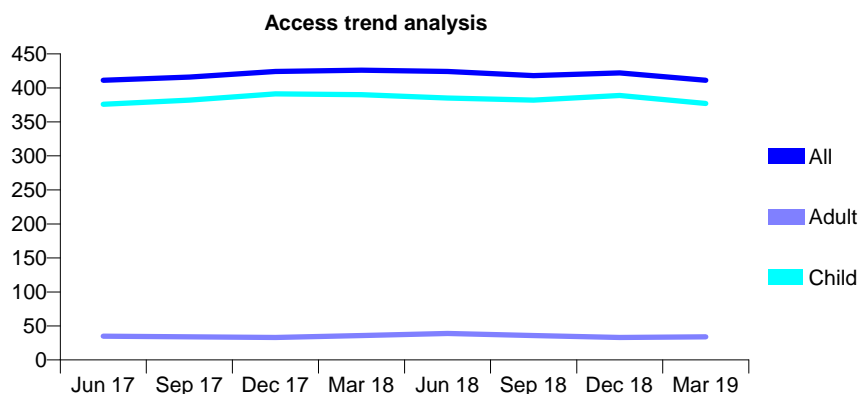
Q70 - Vital Signs At a Glance Contract Report for 353280/0001 - Year end March 2019

Name or company name	The Cowplain Dental Partnership
Contract type name	GDS Contract
Purpose of contract	General
Contract start date	01/04/2006
Contract end date	

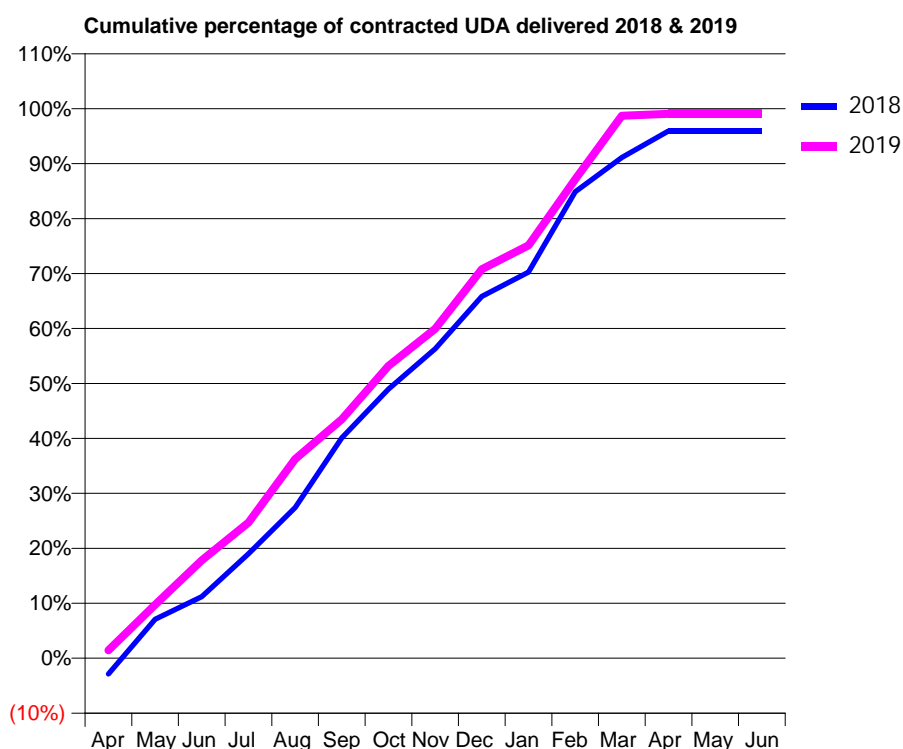
18/19 Contracted general activity (UDA)	831
Carry forward general activity (UDA)	0
18/19 Contracted orthodontic activity (UOA)	0
Carry forward orthodontic activity (UOA)	0
Baseline contract value	£19,442.55

ACCESS*

Patients seen in 24 months	Total	Change since previous quarter
Quarter ending March 2018	426	
Quarter ending June 2018	424	→
Quarter ending September 2018	418	↓
Quarter ending December 2018	422	→
Quarter ending March 2019	411	↓
Variance since March 2018	(3.5%)	↓



ACTIVITY



Month	2018	2019
April	-24	12
May	59	81
June	93	148
July	158	205
August	228	301
September	333	361
October	407	442
November	468	498
December	547	588
January	584	624
February	705	724
March	757	820
April	797	823
May	797	823
June	797	823

QUALITY

	Quantity	Base Number	Contract	AT	Region	England
% of FP17s for the same patient ID Re-attending within 3 months - Children	30	586	5.1%	9.7%	11.3%	11.8%
% of FP17s for the same patient ID Re-attending within 3 months - Adults	2	15	13.3%	14.0%	15.4%	15.7%
% of FP17s for the same patient ID Re-attending between 3 & 9 months - Children	381	586	65.0%	61.7%	61.3%	58.9%
% of FP17s for the same patient ID Re-attending between 3 & 9 months - Adults	7	15	46.7%	52.7%	52.1%	50.8%
% of FP17s for Band 1 Urgent Courses	1	580	0.2%	9.8%	9.5%	9.1%
% of FP17s Relating to Free Repair or Replacements	0	580	0.0%	0.6%	0.6%	0.8%
% of FP17s Relating to Continuations	11	580	1.9%	0.9%	0.8%	0.9%
% of Patients satisfied with the dentistry they have received	0	0	N/A	92.2%	92.4%	92.5%
% of Patients satisfied with the time they had to wait for an appointment	0	0	N/A	85.9%	86.3%	87.0%

* This is based on patients treated on this contract for their most recent course of treatment.

Figures in italics indicate the base number of FP17s or Patient Questionnaire responses are less than 100. N/A is shown where the base number of responses is less than 10 during the period. % is calculated as Quantity/Base number*100

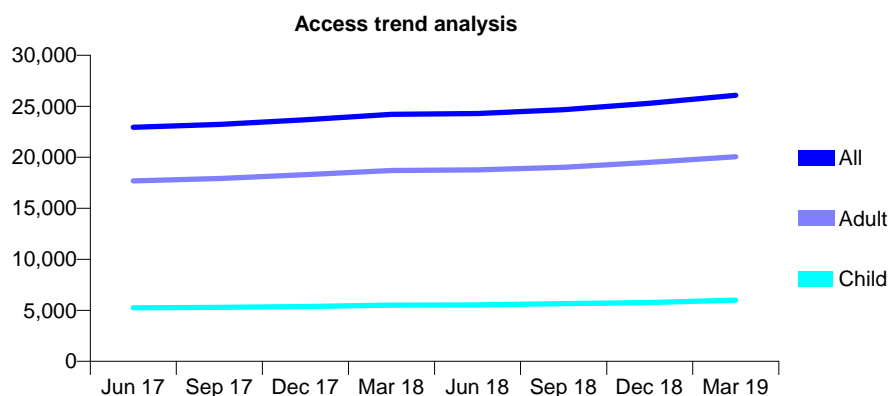
Q70 - Vital Signs At a Glance Contract Report for 353302/0005 - Year end March 2019

Name or company name	MRS A BROGAN
Contract type name	GDS Contract
Purpose of contract	General
Contract start date	01/09/2009
Contract end date	

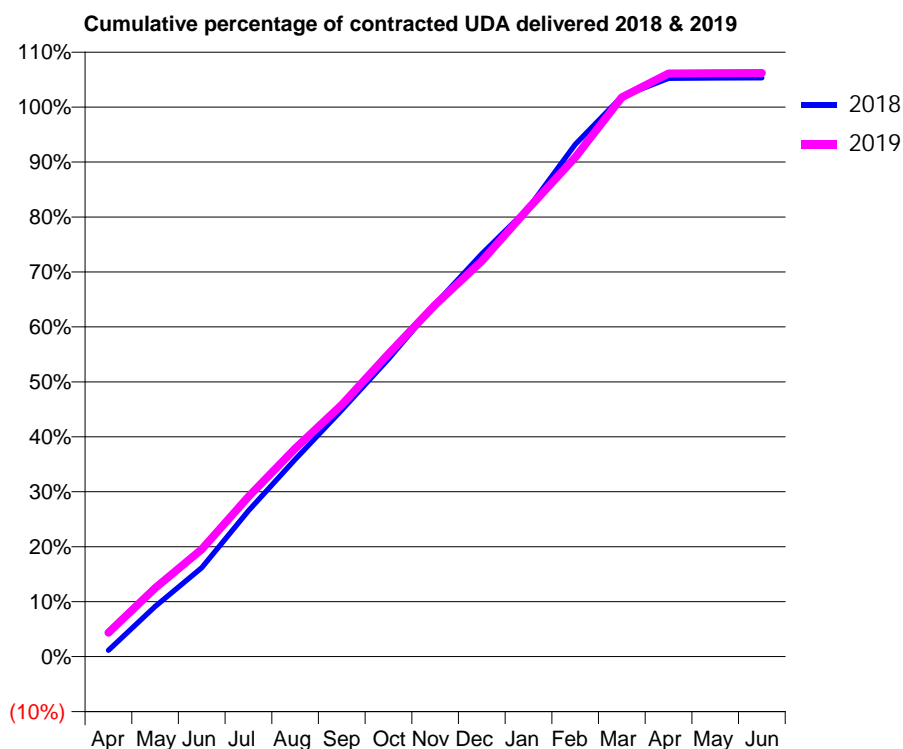
18/19 Contracted general activity (UDA)	63,987
Carry forward general activity (UDA)	0
18/19 Contracted orthodontic activity (UOA)	0
Carry forward orthodontic activity (UOA)	0
Baseline contract value	£1,807,538.75

ACCESS*

Patients seen in 24 months	Total	Change since previous quarter
Quarter ending March 2018	24,222	
Quarter ending June 2018	24,298	→
Quarter ending September 2018	24,658	→
Quarter ending December 2018	25,287	↑
Quarter ending March 2019	26,069	↑
Variance since March 2018	7.6%	↑



ACTIVITY



Month	Adjusted Scheduled Activity (UDA)	
	2018	2019
April	735	2,793
May	5,850	7,988
June	10,351	12,492
July	16,998	18,630
August	22,969	24,224
September	28,697	29,329
October	34,652	35,261
November	41,040	40,965
December	46,899	46,051
January	52,239	52,212
February	59,636	58,135
March	65,215	65,112
April	67,343	67,898
May	67,366	67,920
June	67,378	67,939

QUALITY

	Quantity	Base Number	Contract	AT	Region	England
% of FP17s for the same patient ID Re-attending within 3 months - Children	1,009	9,129	11.1%	9.7%	11.3%	11.8%
% of FP17s for the same patient ID Re-attending within 3 months - Adults	5,008	25,928	19.3%	14.0%	15.4%	15.7%
% of FP17s for the same patient ID Re-attending between 3 & 9 months - Children	5,117	9,129	56.1%	61.7%	61.3%	58.9%
% of FP17s for the same patient ID Re-attending between 3 & 9 months - Adults	10,493	25,928	40.5%	52.7%	52.1%	50.8%
% of FP17s for Band 1 Urgent Courses	9,059	35,307	25.7%	9.8%	9.5%	9.1%
% of FP17s Relating to Free Repair or Replacements	117	35,307	0.3%	0.6%	0.6%	0.8%
% of FP17s Relating to Continuations	49	35,307	0.1%	0.9%	0.8%	0.9%
% of Patients satisfied with the dentistry they have received	14	15	93.3%	92.2%	92.4%	92.5%
% of Patients satisfied with the time they had to wait for an appointment	12	15	80.0%	85.9%	86.3%	87.0%

* This is based on patients treated on this contract for their most recent course of treatment. Figures in italics indicate the base number of FP17s or Patient Questionnaire responses are less than 100. N/A is shown where the base number of responses is less than 10 during the period. % is calculated as Quantity/Base number*100

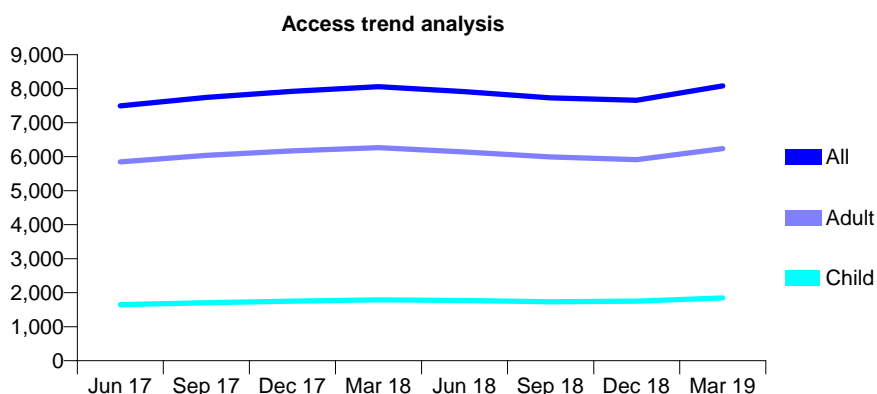
Q70 - Vital Signs At a Glance Contract Report for 353663/0001 - Year end March 2019

Name or company name	Dr G Papoutsis & Dr A Brogan
Contract type name	GDS Contract
Purpose of contract	General
Contract start date	01/04/2006
Contract end date	

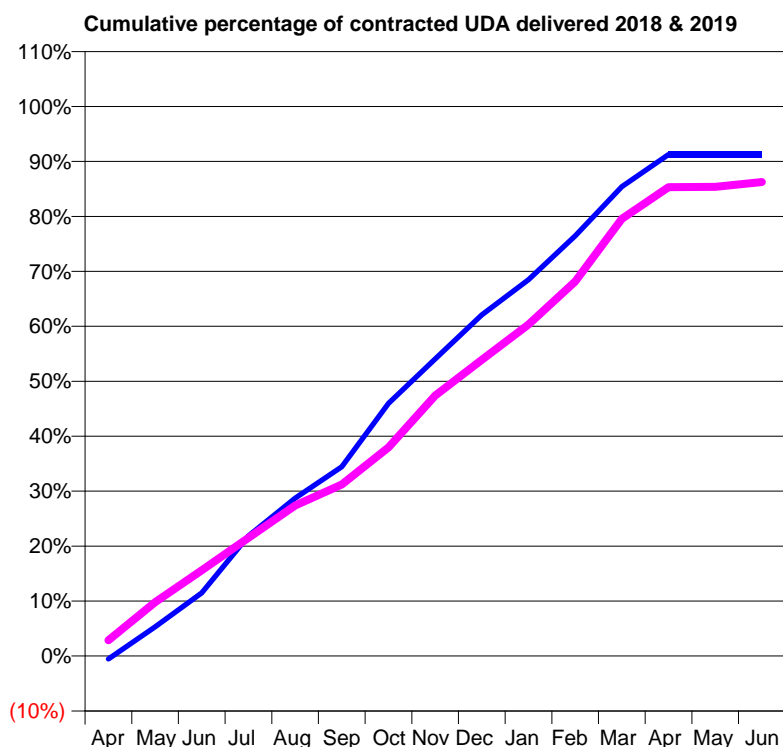
18/19 Contracted general activity (UDA)	24,990
Carry forward general activity (UDA)	0
18/19 Contracted orthodontic activity (UOA)	0
Carry forward orthodontic activity (UOA)	0
Baseline contract value	£756,313.11

ACCESS*

Patients seen in 24 months	Total	Change since previous quarter
Quarter ending March 2018	8,055	
Quarter ending June 2018	7,912	↓
Quarter ending September 2018	7,730	↓
Quarter ending December 2018	7,660	→
Quarter ending March 2019	8,083	↑
Variance since March 2018	0.3%	→



ACTIVITY



Month	Adjusted Scheduled Activity (UDA)	
	2018	2019
April	-132	718
May	1,254	2,446
June	2,701	3,893
July	5,132	5,376
August	6,749	6,844
September	8,091	7,802
October	10,801	9,488
November	12,704	11,848
December	14,582	13,466
January	16,088	15,080
February	17,957	17,029
March	20,060	19,878
April	21,437	21,320
May	21,438	21,338
June	21,438	21,556

QUALITY

	Quantity	Base Number	Contract	AT	Region	England
% of FP17s for the same patient ID Re-attending within 3 months - Children	125	2,658	4.7%	9.7%	11.3%	11.8%
% of FP17s for the same patient ID Re-attending within 3 months - Adults	870	8,413	10.3%	14.0%	15.4%	15.7%
% of FP17s for the same patient ID Re-attending between 3 & 9 months - Children	1,593	2,658	59.9%	61.7%	61.3%	58.9%
% of FP17s for the same patient ID Re-attending between 3 & 9 months - Adults	4,738	8,413	56.3%	52.7%	52.1%	50.8%
% of FP17s for Band 1 Urgent Courses	664	11,149	6.0%	9.8%	9.5%	9.1%
% of FP17s Relating to Free Repair or Replacements	71	11,149	0.6%	0.6%	0.6%	0.8%
% of FP17s Relating to Continuations	65	11,149	0.6%	0.9%	0.8%	0.9%
% of Patients satisfied with the dentistry they have received	2	2	N/A	92.2%	92.4%	92.5%
% of Patients satisfied with the time they had to wait for an appointment	2	2	N/A	85.9%	86.3%	87.0%

* This is based on patients treated on this contract for their most recent course of treatment. Figures in italics indicate the base number of FP17s or Patient Questionnaire responses are less than 100. N/A is shown where the base number of responses is less than 10 during the period. % is calculated as Quantity/Base number*100

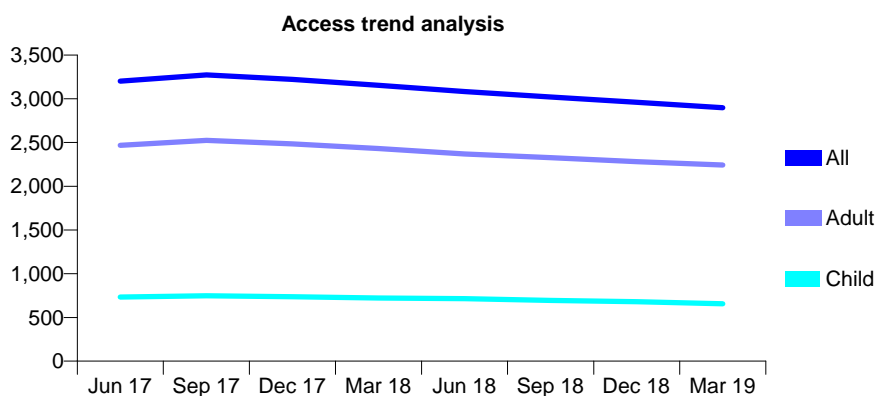
Q70 - Vital Signs At a Glance Contract Report for 356328/0002 - Year end March 2019

Name or company name	MR JC KOTZE
Contract type name	GDS Contract
Purpose of contract	General
Contract start date	01/06/2009
Contract end date	

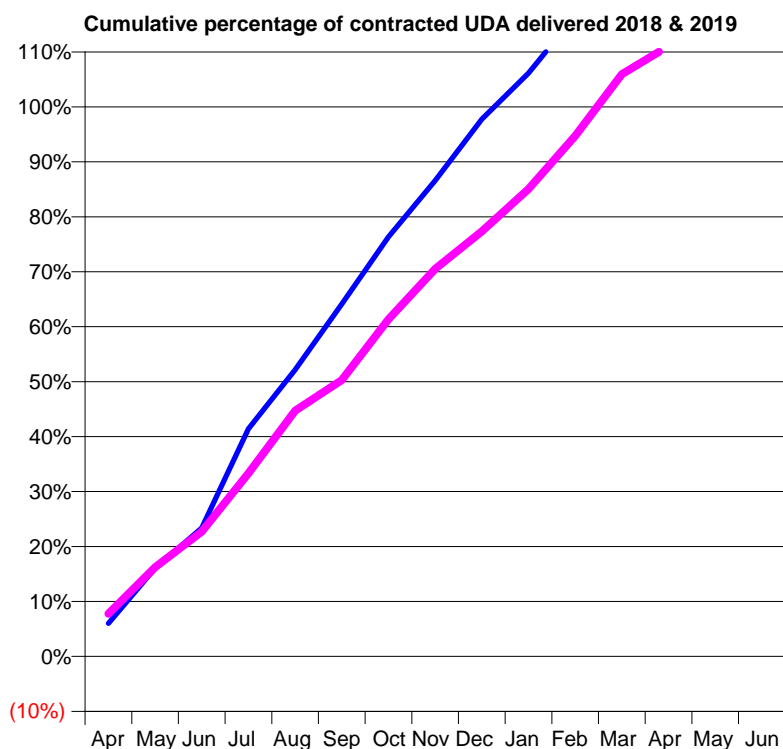
18/19 Contracted general activity (UDA)	8,400
Carry forward general activity (UDA)	0
18/19 Contracted orthodontic activity (UOA)	0
Carry forward orthodontic activity (UOA)	0
Baseline contract value	£204,879.72

ACCESS*

Patients seen in 24 months	Total	Change since previous quarter
Quarter ending March 2018	3,154	
Quarter ending June 2018	3,083	↓
Quarter ending September 2018	3,020	↓
Quarter ending December 2018	2,960	↓
Quarter ending March 2019	2,899	↓
Variance since March 2018	(8.1%)	↓



ACTIVITY



Month	Adjusted Scheduled Activity (UDA)	
	2018	2019
April	507	652
May	1,350	1,364
June	1,963	1,907
July	3,481	2,800
August	4,381	3,755
September	5,385	4,225
October	6,412	5,153
November	7,274	5,923
December	8,213	6,496
January	8,915	7,144
February	9,787	7,958
March	10,520	8,898
April	10,802	9,329
May	10,813	9,318
June	10,813	9,317

QUALITY

	Quantity	Base Number	Contract	AT	Region	England
% of FP17s for the same patient ID Re-attending within 3 months - Children	43	1,320	3.3%	9.7%	11.3%	11.8%
% of FP17s for the same patient ID Re-attending within 3 months - Adults	275	3,470	7.9%	14.0%	15.4%	15.7%
% of FP17s for the same patient ID Re-attending between 3 & 9 months - Children	1,016	1,320	77.0%	61.7%	61.3%	58.9%
% of FP17s for the same patient ID Re-attending between 3 & 9 months - Adults	2,415	3,470	69.6%	52.7%	52.1%	50.8%
% of FP17s for Band 1 Urgent Courses	381	4,779	8.0%	9.8%	9.5%	9.1%
% of FP17s Relating to Free Repair or Replacements	29	4,779	0.6%	0.6%	0.6%	0.8%
% of FP17s Relating to Continuations	12	4,779	0.3%	0.9%	0.8%	0.9%
% of Patients satisfied with the dentistry they have received	1	1	N/A	92.2%	92.4%	92.5%
% of Patients satisfied with the time they had to wait for an appointment	1	1	N/A	85.9%	86.3%	87.0%

* This is based on patients treated on this contract for their most recent course of treatment. Figures in italics indicate the base number of FP17s or Patient Questionnaire responses are less than 100. N/A is shown where the base number of responses is less than 10 during the period. % is calculated as Quantity/Base number*100

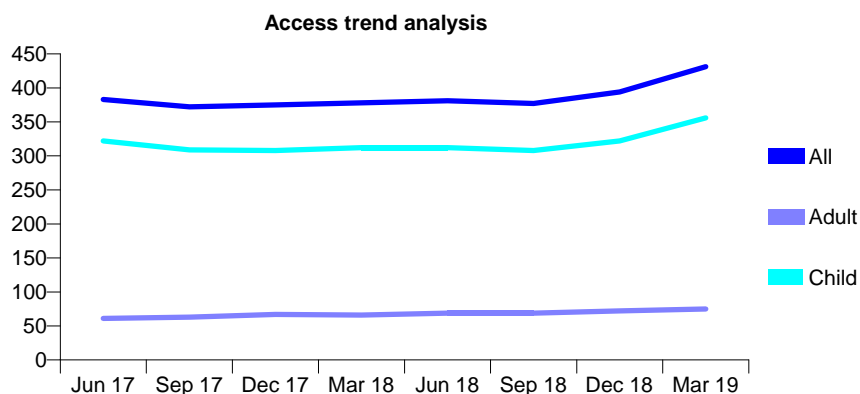
Q70 - Vital Signs At a Glance Contract Report for 559458/0001 - Year end March 2019

Name or company name	Dr Sandip Dau
Contract type name	GDS Contract
Purpose of contract	General
Contract start date	01/04/2006
Contract end date	

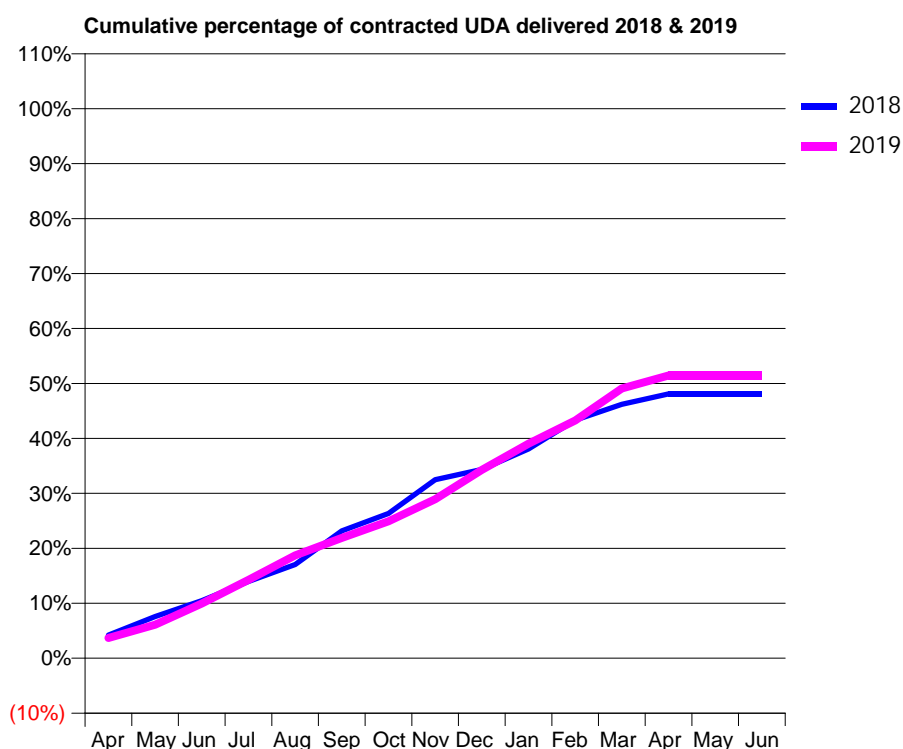
18/19 Contracted general activity (UDA)	1,500
Carry forward general activity (UDA)	0
18/19 Contracted orthodontic activity (UOA)	0
Carry forward orthodontic activity (UOA)	0
Baseline contract value	£36,205.54

ACCESS*

Patients seen in 24 months	Total	Change since previous quarter
Quarter ending March 2018	378	
Quarter ending June 2018	381	→
Quarter ending September 2018	377	↓
Quarter ending December 2018	394	↑
Quarter ending March 2019	431	↑
Variance since March 2018	14.0%	↑



ACTIVITY



Month	2018	2019
April	63	55
May	114	91
June	157	150
July	209	214
August	256	281
September	348	328
October	395	374
November	487	434
December	515	514
January	571	586
February	650	649
March	693	736
April	722	771
May	722	771
June	722	771

QUALITY

	Quantity	Base Number	Contract	AT	Region	England
% of FP17s for the same patient ID Re-attending within 3 months - Children	33	600	5.5%	9.7%	11.3%	11.8%
% of FP17s for the same patient ID Re-attending within 3 months - Adults	1	35	2.9%	14.0%	15.4%	15.7%
% of FP17s for the same patient ID Re-attending between 3 & 9 months - Children	400	600	66.7%	61.7%	61.3%	58.9%
% of FP17s for the same patient ID Re-attending between 3 & 9 months - Adults	27	35	77.1%	52.7%	52.1%	50.8%
% of FP17s for Band 1 Urgent Courses	17	627	2.7%	9.8%	9.5%	9.1%
% of FP17s Relating to Free Repair or Replacements	0	627	0.0%	0.6%	0.6%	0.8%
% of FP17s Relating to Continuations	0	627	0.0%	0.9%	0.8%	0.9%
% of Patients satisfied with the dentistry they have received	0	0	N/A	92.2%	92.4%	92.5%
% of Patients satisfied with the time they had to wait for an appointment	0	0	N/A	85.9%	86.3%	87.0%

* This is based on patients treated on this contract for their most recent course of treatment. Figures in italics indicate the base number of FP17s or Patient Questionnaire responses are less than 100. N/A is shown where the base number of responses is less than 10 during the period. % is calculated as Quantity/Base number*100

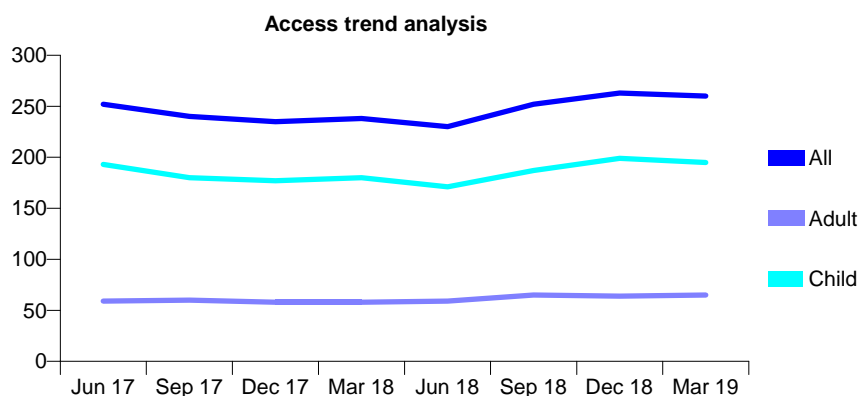
Q70 - Vital Signs At a Glance Contract Report for 563749/0002 - Year end March 2019

Name or company name	Maria Nimako
Contract type name	GDS Contract
Purpose of contract	General
Contract start date	18/07/2007
Contract end date	

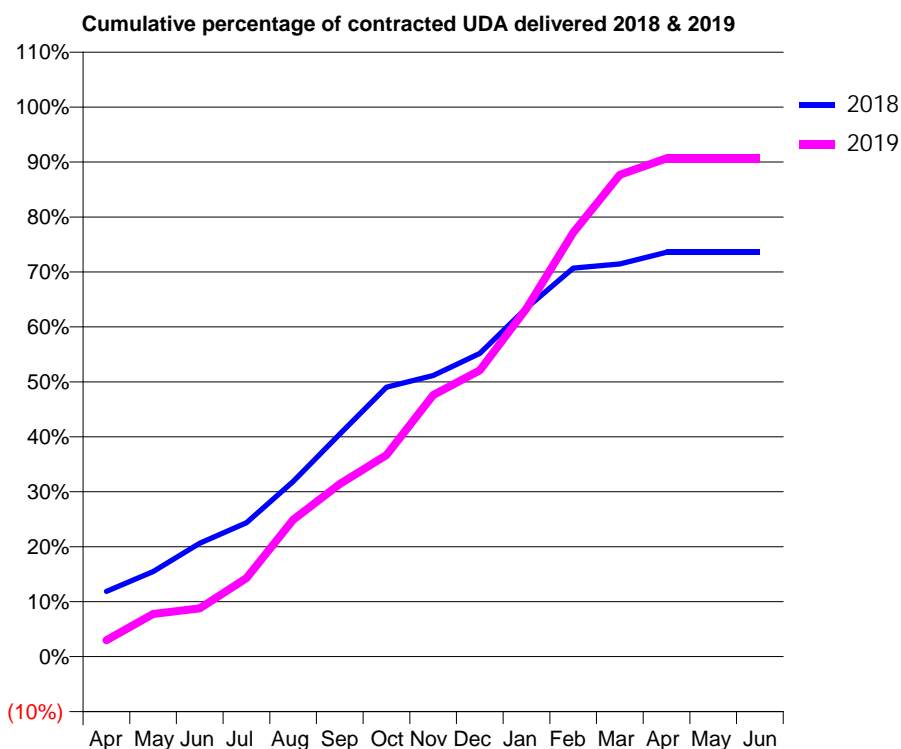
18/19 Contracted general activity (UDA)	800
Carry forward general activity (UDA)	0
18/19 Contracted orthodontic activity (UOA)	0
Carry forward orthodontic activity (UOA)	0
Baseline contract value	£18,269.86

ACCESS*

Patients seen in 24 months	Total	Change since previous quarter
Quarter ending March 2018	238	
Quarter ending June 2018	230	↓
Quarter ending September 2018	252	↑
Quarter ending December 2018	263	↑
Quarter ending March 2019	260	↓
Variance since March 2018	9.2%	↑



ACTIVITY



Month	Adjusted Scheduled Activity (UDA)	
	2018	2019
April	95	24
May	124	62
June	165	70
July	195	114
August	255	199
September	324	251
October	392	293
November	409	381
December	441	417
January	508	507
February	566	617
March	572	701
April	589	725
May	589	725
June	589	725

QUALITY

	Quantity	Base Number	Contract	AT	Region	England
% of FP17s for the same patient ID Re-attending within 3 months - Children	9	333	2.7%	9.7%	11.3%	11.8%
% of FP17s for the same patient ID Re-attending within 3 months - Adults	7	63	11.1%	14.0%	15.4%	15.7%
% of FP17s for the same patient ID Re-attending between 3 & 9 months - Children	221	333	66.4%	61.7%	61.3%	58.9%
% of FP17s for the same patient ID Re-attending between 3 & 9 months - Adults	40	63	63.5%	52.7%	52.1%	50.8%
% of FP17s for Band 1 Urgent Courses	7	390	1.8%	9.8%	9.5%	9.1%
% of FP17s Relating to Free Repair or Replacements	0	390	0.0%	0.6%	0.6%	0.8%
% of FP17s Relating to Continuations	0	390	0.0%	0.9%	0.8%	0.9%
% of Patients satisfied with the dentistry they have received	0	0	N/A	92.2%	92.4%	92.5%
% of Patients satisfied with the time they had to wait for an appointment	0	0	N/A	85.9%	86.3%	87.0%

* This is based on patients treated on this contract for their most recent course of treatment. Figures in italics indicate the base number of FP17s or Patient Questionnaire responses are less than 100. N/A is shown where the base number of responses is less than 10 during the period. % is calculated as Quantity/Base number*100

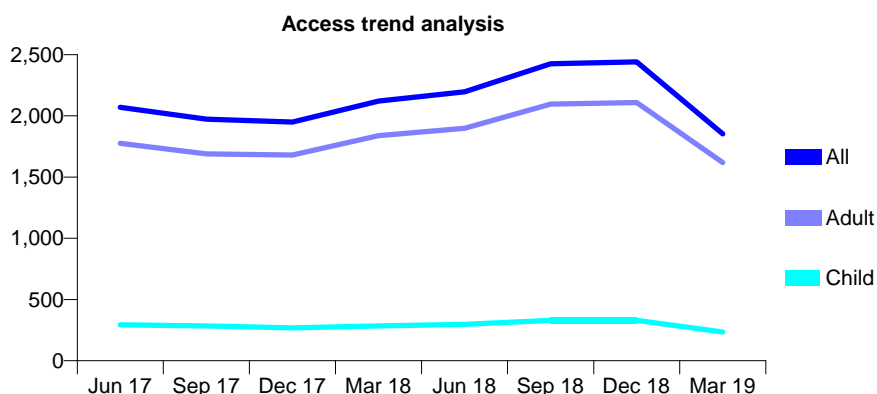
Q70 - Vital Signs At a Glance Contract Report for 564796/0001 - Year end March 2019

Name or company name	CP Dental
Contract type name	GDS Contract
Purpose of contract	General
Contract start date	01/04/2006
Contract end date	

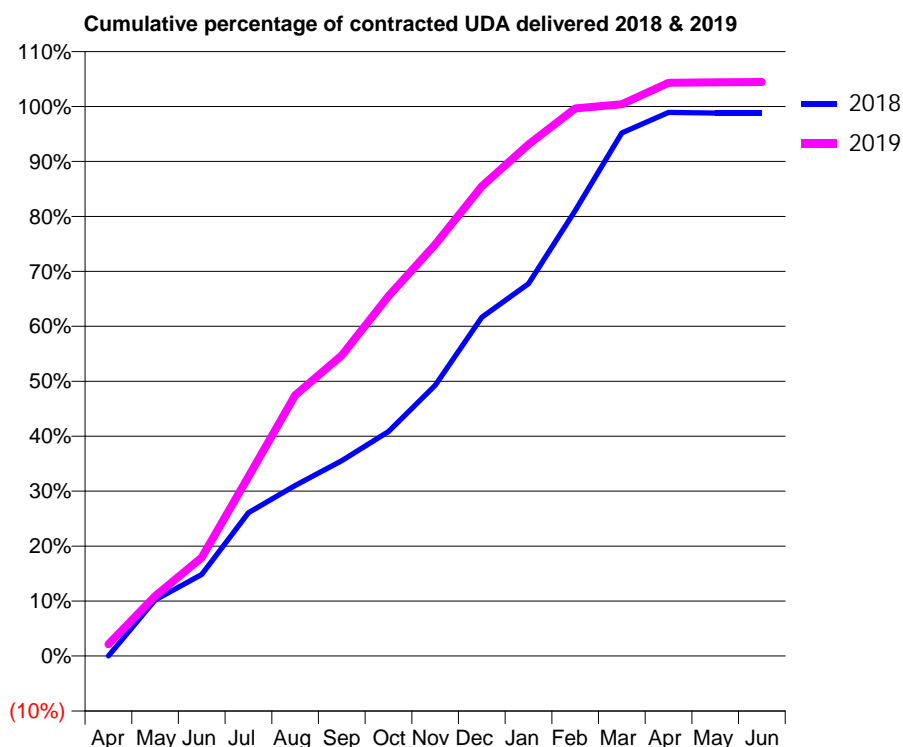
18/19 Contracted general activity (UDA)	6,504
Carry forward general activity (UDA)	0
18/19 Contracted orthodontic activity (UOA)	0
Carry forward orthodontic activity (UOA)	0
Baseline contract value	£161,346.21

ACCESS*

Patients seen in 24 months	Total	Change since previous quarter
Quarter ending March 2018	2,122	
Quarter ending June 2018	2,197	↑
Quarter ending September 2018	2,425	↑
Quarter ending December 2018	2,441	→
Quarter ending March 2019	1,854	↓
Variance since March 2018	(12.6%)	↓



ACTIVITY



Month	Adjusted Scheduled Activity (UDA)	
	2018	2019
April	0	139
May	664	709
June	965	1,166
July	1,696	2,122
August	2,018	3,086
September	2,312	3,559
October	2,657	4,259
November	3,204	4,869
December	4,008	5,558
January	4,407	6,053
February	5,272	6,480
March	6,192	6,531
April	6,435	6,785
May	6,426	6,790
June	6,426	6,793

QUALITY

	Quantity	Base Number	Contract	AT	Region	England
% of FP17s for the same patient ID Re-attending within 3 months - Children	14	484	2.9%	9.7%	11.3%	11.8%
% of FP17s for the same patient ID Re-attending within 3 months - Adults	492	3,292	14.9%	14.0%	15.4%	15.7%
% of FP17s for the same patient ID Re-attending between 3 & 9 months - Children	275	484	56.8%	61.7%	61.3%	58.9%
% of FP17s for the same patient ID Re-attending between 3 & 9 months - Adults	1,726	3,292	52.4%	52.7%	52.1%	50.8%
% of FP17s for Band 1 Urgent Courses	259	3,754	6.9%	9.8%	9.5%	9.1%
% of FP17s Relating to Free Repair or Replacements	40	3,754	1.1%	0.6%	0.6%	0.8%
% of FP17s Relating to Continuations	4	3,754	0.1%	0.9%	0.8%	0.9%
% of Patients satisfied with the dentistry they have received	3	3	N/A	92.2%	92.4%	92.5%
% of Patients satisfied with the time they had to wait for an appointment	3	3	N/A	85.9%	86.3%	87.0%

* This is based on patients treated on this contract for their most recent course of treatment. Figures in italics indicate the base number of FP17s or Patient Questionnaire responses are less than 100. N/A is shown where the base number of responses is less than 10 during the period. % is calculated as Quantity/Base number*100

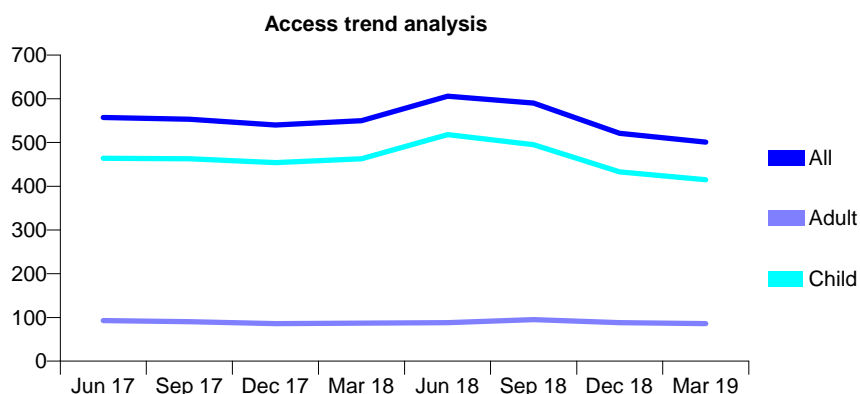
Q70 - Vital Signs At a Glance Contract Report for 565792/0001 - Year end March 2019

Name or company name	The Drayton Dental Practice
Contract type name	GDS Contract
Purpose of contract	General
Contract start date	01/04/2006
Contract end date	

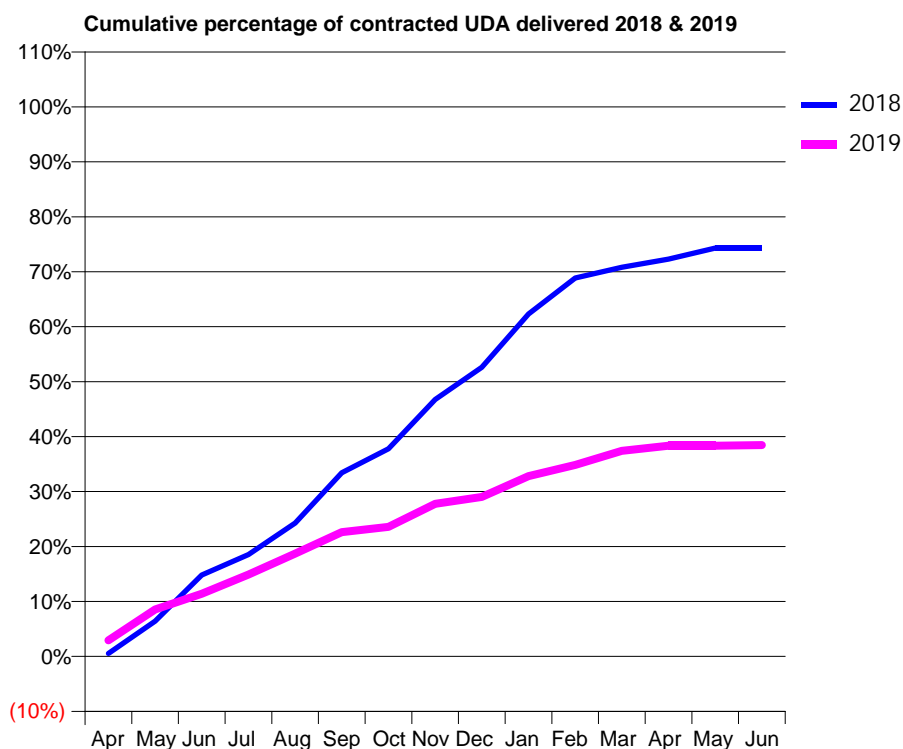
18/19 Contracted general activity (UDA)	1,823
Carry forward general activity (UDA)	0
18/19 Contracted orthodontic activity (UOA)	0
Carry forward orthodontic activity (UOA)	0
Baseline contract value	£38,950.79

ACCESS*

Patients seen in 24 months	Total	Change since previous quarter
Quarter ending March 2018	550	
Quarter ending June 2018	606	↑
Quarter ending September 2018	590	↓
Quarter ending December 2018	521	↓
Quarter ending March 2019	501	↓
Variance since March 2018	(8.9%)	↓



ACTIVITY



Month	Adjusted Scheduled Activity (UDA)	
	2018	2019
April	10	53
May	117	156
June	270	208
July	338	271
August	443	341
September	609	413
October	689	430
November	852	506
December	959	529
January	1,136	598
February	1,255	635
March	1,291	682
April	1,318	699
May	1,354	699
June	1,354	701

QUALITY

	Quantity	Base Number	Contract	AT	Region	England
% of FP17s for the same patient ID Re-attending within 3 months - Children	14	652	2.1%	9.7%	11.3%	11.8%
% of FP17s for the same patient ID Re-attending within 3 months - Adults	4	39	10.3%	14.0%	15.4%	15.7%
% of FP17s for the same patient ID Re-attending between 3 & 9 months - Children	346	652	53.1%	61.7%	61.3%	58.9%
% of FP17s for the same patient ID Re-attending between 3 & 9 months - Adults	11	39	28.2%	52.7%	52.1%	50.8%
% of FP17s for Band 1 Urgent Courses	16	641	2.5%	9.8%	9.5%	9.1%
% of FP17s Relating to Free Repair or Replacements	0	641	0.0%	0.6%	0.6%	0.8%
% of FP17s Relating to Continuations	0	641	0.0%	0.9%	0.8%	0.9%
% of Patients satisfied with the dentistry they have received	0	0	N/A	92.2%	92.4%	92.5%
% of Patients satisfied with the time they had to wait for an appointment	0	0	N/A	85.9%	86.3%	87.0%

* This is based on patients treated on this contract for their most recent course of treatment. Figures in italics indicate the base number of FP17s or Patient Questionnaire responses are less than 100. N/A is shown where the base number of responses is less than 10 during the period. % is calculated as Quantity/Base number*100

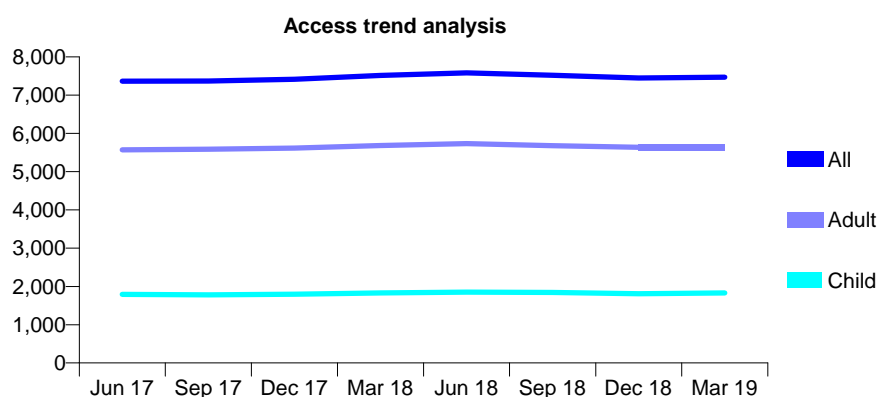
Q70 - Vital Signs At a Glance Contract Report for 566403/0001 - Year end March 2019

Name or company name	MR WM FLETT
Contract type name	GDS Contract
Purpose of contract	General
Contract start date	01/04/2006
Contract end date	

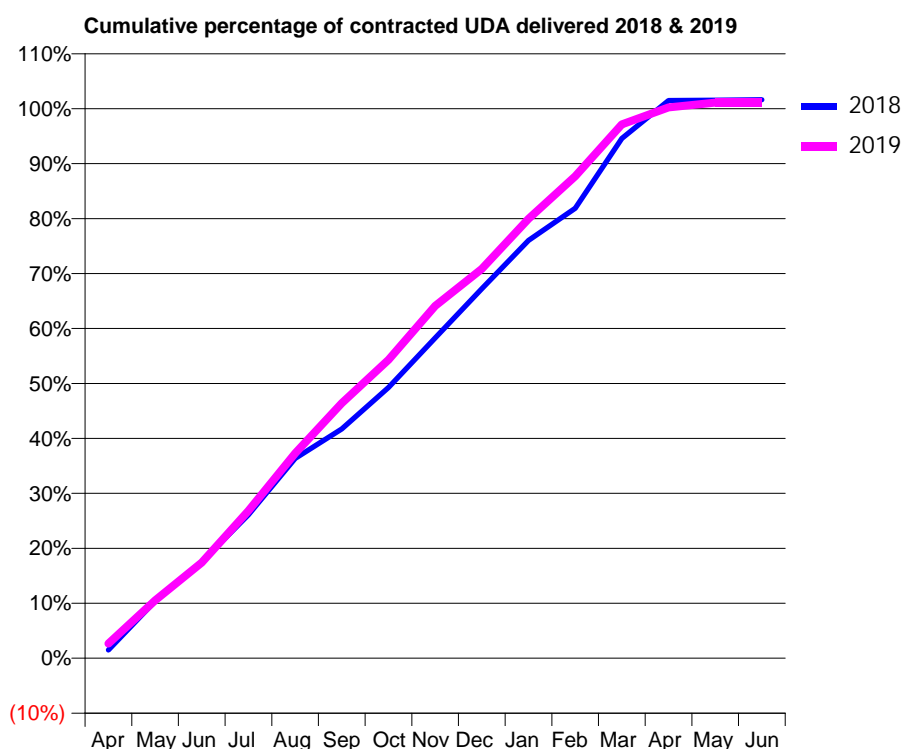
18/19 Contracted general activity (UDA)	18,531
Carry forward general activity (UDA)	0
18/19 Contracted orthodontic activity (UOA)	0
Carry forward orthodontic activity (UOA)	0
Baseline contract value	£506,042.67

ACCESS*

Patients seen in 24 months	Total	Change since previous quarter
Quarter ending March 2018	7,514	
Quarter ending June 2018	7,585	→
Quarter ending September 2018	7,519	→
Quarter ending December 2018	7,448	→
Quarter ending March 2019	7,468	→
Variance since March 2018	(0.6%)	→



ACTIVITY



Month	Adjusted Scheduled Activity (UDA)	
	2018	2019
April	277	498
May	1,921	1,953
June	3,247	3,226
July	4,838	4,972
August	6,737	6,911
September	7,730	8,602
October	9,128	10,061
November	10,799	11,881
December	12,457	13,128
January	14,086	14,817
February	15,175	16,252
March	17,526	18,001
April	18,806	18,571
May	18,812	18,737
June	18,832	18,736

QUALITY

	Quantity	Base Number	Contract	AT	Region	England
% of FP17s for the same patient ID Re-attending within 3 months - Children	147	2,762	5.3%	9.7%	11.3%	11.8%
% of FP17s for the same patient ID Re-attending within 3 months - Adults	966	8,078	12.0%	14.0%	15.4%	15.7%
% of FP17s for the same patient ID Re-attending between 3 & 9 months - Children	1,788	2,762	64.7%	61.7%	61.3%	58.9%
% of FP17s for the same patient ID Re-attending between 3 & 9 months - Adults	4,177	8,078	51.7%	52.7%	52.1%	50.8%
% of FP17s for Band 1 Urgent Courses	783	10,520	7.4%	9.8%	9.5%	9.1%
% of FP17s Relating to Free Repair or Replacements	136	10,520	1.3%	0.6%	0.6%	0.8%
% of FP17s Relating to Continuations	45	10,520	0.4%	0.9%	0.8%	0.9%
% of Patients satisfied with the dentistry they have received	1	1	N/A	92.2%	92.4%	92.5%
% of Patients satisfied with the time they had to wait for an appointment	1	1	N/A	85.9%	86.3%	87.0%

* This is based on patients treated on this contract for their most recent course of treatment.

Figures in italics indicate the base number of FP17s or Patient Questionnaire responses are less than 100. N/A is shown where the base number of responses is less than 10 during the period. % is calculated as Quantity/Base number*100

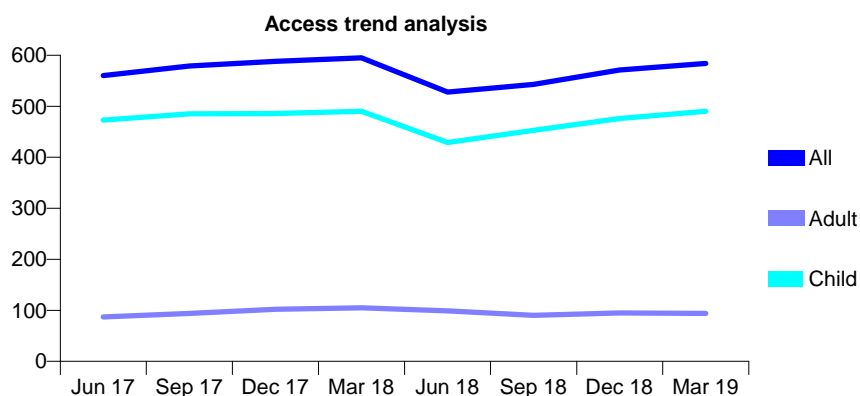
Q70 - Vital Signs At a Glance Contract Report for 567019/0001 - Year end March 2019

Name or company name	Drayton Dental Practice
Contract type name	GDS Contract
Purpose of contract	General
Contract start date	01/04/2006
Contract end date	

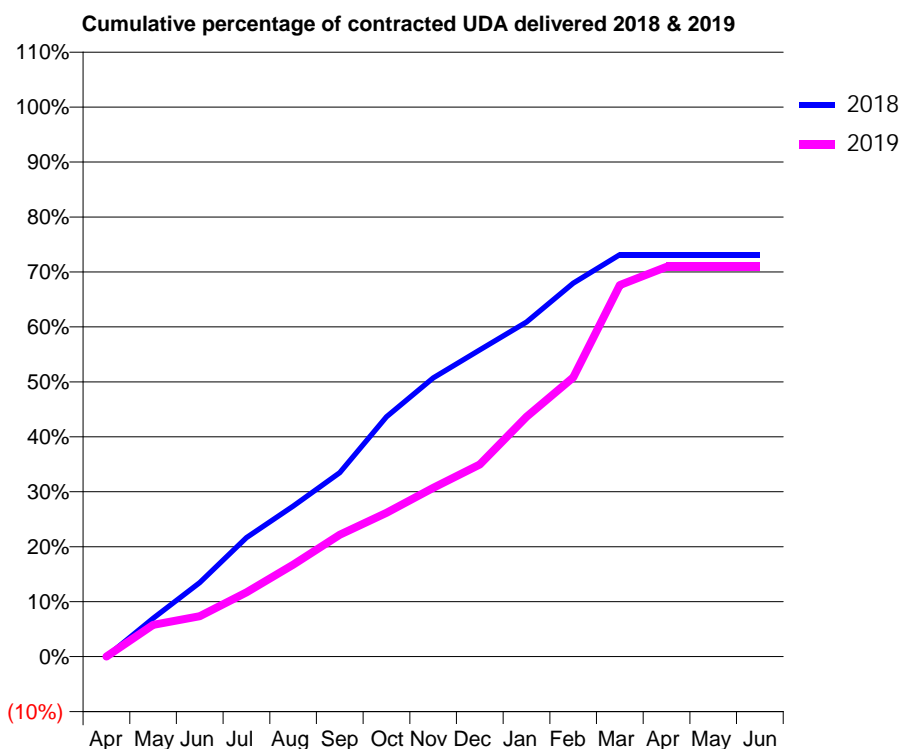
18/19 Contracted general activity (UDA)	1,526
Carry forward general activity (UDA)	0
18/19 Contracted orthodontic activity (UOA)	0
Carry forward orthodontic activity (UOA)	0
Baseline contract value	£33,645.14

ACCESS*

Patients seen in 24 months	Total	Change since previous quarter
Quarter ending March 2018	595	
Quarter ending June 2018	528	↓
Quarter ending September 2018	543	↑
Quarter ending December 2018	571	↑
Quarter ending March 2019	584	↑
Variance since March 2018	(1.8%)	↓



ACTIVITY



Month	Adjusted Scheduled Activity (UDA)	
	2018	2019
April	0	0
May	106	88
June	206	112
July	330	178
August	418	255
September	511	339
October	666	399
November	774	469
December	852	533
January	929	666
February	1,037	775
March	1,116	1,031
April	1,116	1,082
May	1,116	1,082
June	1,116	1,082

QUALITY

	Quantity	Base Number	Contract	AT	Region	England
% of FP17s for the same patient ID Re-attending within 3 months - Children	28	814	3.4%	9.7%	11.3%	11.8%
% of FP17s for the same patient ID Re-attending within 3 months - Adults	1	52	1.9%	14.0%	15.4%	15.7%
% of FP17s for the same patient ID Re-attending between 3 & 9 months - Children	335	814	41.2%	61.7%	61.3%	58.9%
% of FP17s for the same patient ID Re-attending between 3 & 9 months - Adults	27	52	51.9%	52.7%	52.1%	50.8%
% of FP17s for Band 1 Urgent Courses	33	901	3.7%	9.8%	9.5%	9.1%
% of FP17s Relating to Free Repair or Replacements	0	901	0.0%	0.6%	0.6%	0.8%
% of FP17s Relating to Continuations	0	901	0.0%	0.9%	0.8%	0.9%
% of Patients satisfied with the dentistry they have received	1	1	N/A	92.2%	92.4%	92.5%
% of Patients satisfied with the time they had to wait for an appointment	1	1	N/A	85.9%	86.3%	87.0%

* This is based on patients treated on this contract for their most recent course of treatment. Figures in italics indicate the base number of FP17s or Patient Questionnaire responses are less than 100. N/A is shown where the base number of responses is less than 10 during the period. % is calculated as Quantity/Base number*100

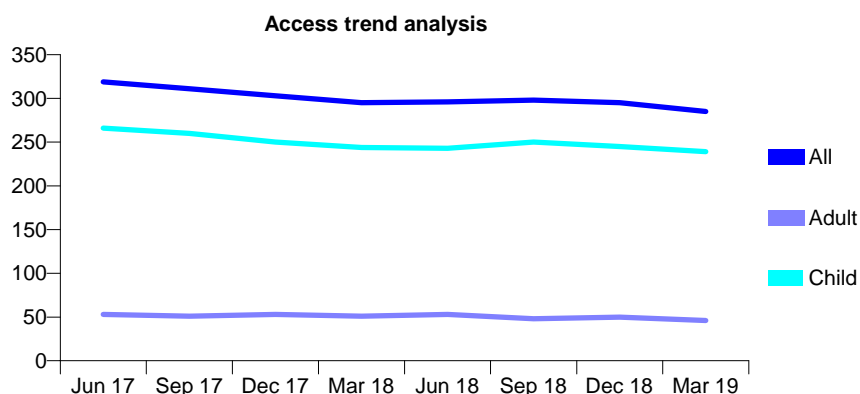
Q70 - Vital Signs At a Glance Contract Report for 567485/0002 - Year end March 2019

Name or company name	MR PT JONES
Contract type name	GDS Contract
Purpose of contract	General and Orthodontic
Contract start date	01/04/2006
Contract end date	

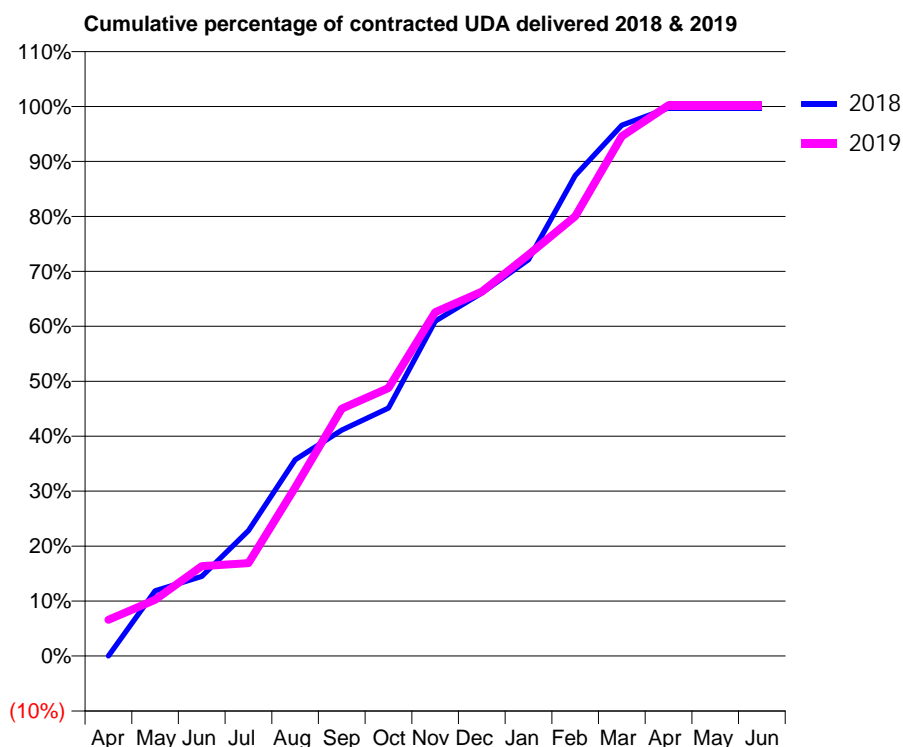
18/19 Contracted general activity (UDA)	800
Carry forward general activity (UDA)	2
18/19 Contracted orthodontic activity (UOA)	182
Carry forward orthodontic activity (UOA)	4
Baseline contract value	£37,759.59

ACCESS*

Patients seen in 24 months	Total	Change since previous quarter
Quarter ending March 2018	295	
Quarter ending June 2018	296	→
Quarter ending September 2018	298	→
Quarter ending December 2018	295	↓
Quarter ending March 2019	285	↓
Variance since March 2018	(3.4%)	↓



ACTIVITY



Month	Adjusted Scheduled Activity (UDA)	
	2018	2019
April	0	53
May	95	82
June	116	131
July	183	135
August	286	245
September	329	360
October	361	390
November	488	501
December	529	530
January	577	584
February	700	640
March	773	757
April	798	802
May	798	802
June	798	802

QUALITY

	Quantity	Base Number	Contract	AT	Region	England
% of FP17s for the same patient ID Re-attending within 3 months - Children	64	474	13.5%	9.7%	11.3%	11.8%
% of FP17s for the same patient ID Re-attending within 3 months - Adults	5	30	16.7%	14.0%	15.4%	15.7%
% of FP17s for the same patient ID Re-attending between 3 & 9 months - Children	334	474	70.5%	61.7%	61.3%	58.9%
% of FP17s for the same patient ID Re-attending between 3 & 9 months - Adults	21	30	70.0%	52.7%	52.1%	50.8%
% of FP17s for Band 1 Urgent Courses	23	466	4.9%	9.8%	9.5%	9.1%
% of FP17s Relating to Free Repair or Replacements	0	466	0.0%	0.6%	0.6%	0.8%
% of FP17s Relating to Continuations	0	466	0.0%	0.9%	0.8%	0.9%
% of Patients satisfied with the dentistry they have received	1	1	N/A	92.2%	92.4%	92.5%
% of Patients satisfied with the time they had to wait for an appointment	0	1	N/A	85.9%	86.3%	87.0%

* This is based on patients treated on this contract for their most recent course of treatment. Figures in italics indicate the base number of FP17s or Patient Questionnaire responses are less than 100. N/A is shown where the base number of responses is less than 10 during the period. % is calculated as Quantity/Base number*100

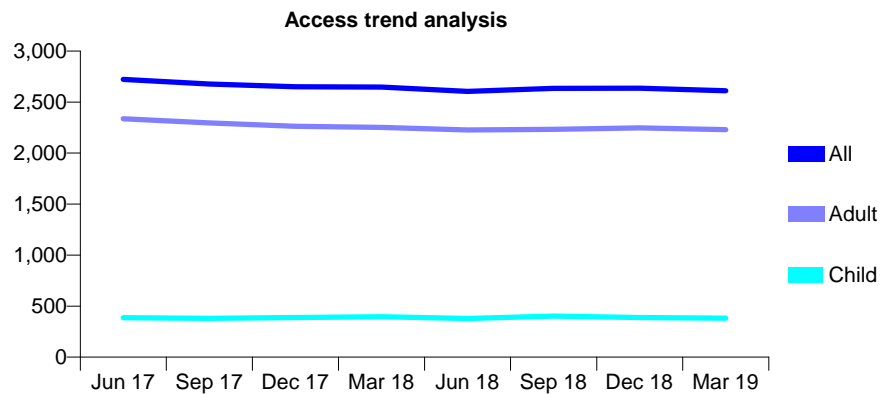
Q70 - Vital Signs At a Glance Contract Report for 569216/0001 - Year end March 2019

Name or company name	MR BG PARNELL
Contract type name	GDS Contract
Purpose of contract	General
Contract start date	01/04/2006
Contract end date	

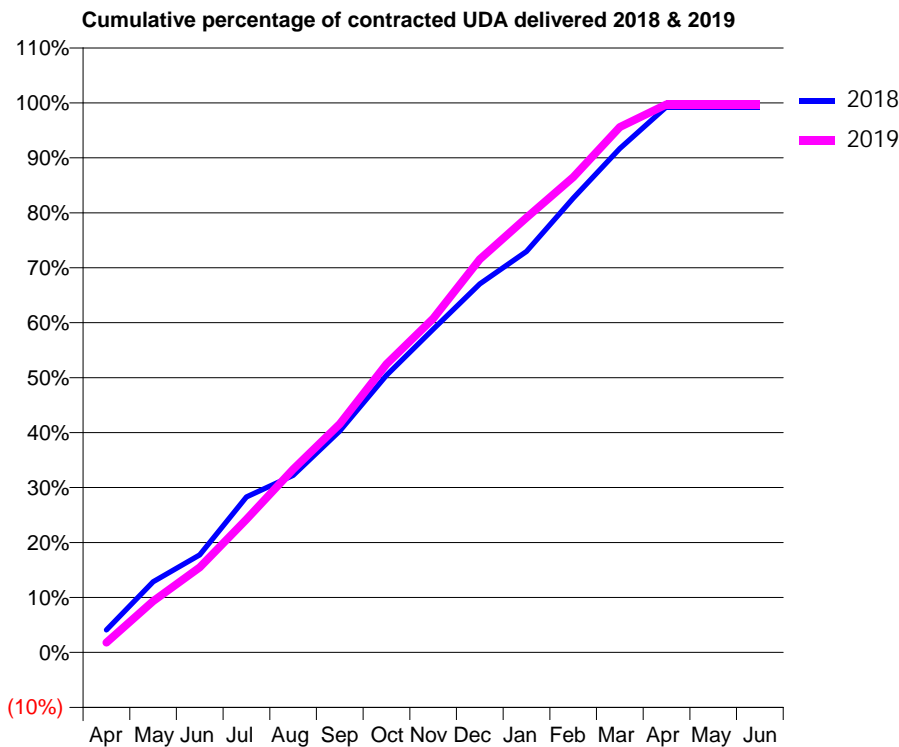
18/19 Contracted general activity (UDA)	8,445
Carry forward general activity (UDA)	0
18/19 Contracted orthodontic activity (UOA)	0
Carry forward orthodontic activity (UOA)	0
Baseline contract value	£217,067.33

ACCESS*

Patients seen in 24 months	Total	Change since previous quarter
Quarter ending March 2018	2,646	
Quarter ending June 2018	2,605	↓
Quarter ending September 2018	2,635	→
Quarter ending December 2018	2,636	→
Quarter ending March 2019	2,611	→
Variance since March 2018	(1.3%)	↓



ACTIVITY



Month	Adjusted Scheduled Activity (UDA)	
	2018	2019
April	345	151
May	1,088	789
June	1,499	1,306
July	2,391	2,047
August	2,722	2,816
September	3,403	3,511
October	4,259	4,431
November	4,967	5,130
December	5,663	6,040
January	6,162	6,683
February	6,982	7,303
March	7,743	8,074
April	8,385	8,422
May	8,386	8,421
June	8,386	8,421

QUALITY

	Quantity	Base Number	Contract	AT	Region	England
% of FP17s for the same patient ID Re-attending within 3 months - Children	43	601	7.2%	9.7%	11.3%	11.8%
% of FP17s for the same patient ID Re-attending within 3 months - Adults	708	3,888	18.2%	14.0%	15.4%	15.7%
% of FP17s for the same patient ID Re-attending between 3 & 9 months - Children	345	601	57.4%	61.7%	61.3%	58.9%
% of FP17s for the same patient ID Re-attending between 3 & 9 months - Adults	2,247	3,888	57.8%	52.7%	52.1%	50.8%
% of FP17s for Band 1 Urgent Courses	834	4,439	18.8%	9.8%	9.5%	9.1%
% of FP17s Relating to Free Repair or Replacements	37	4,439	0.8%	0.6%	0.6%	0.8%
% of FP17s Relating to Continuations	84	4,439	1.9%	0.9%	0.8%	0.9%
% of Patients satisfied with the dentistry they have received	2	2	N/A	92.2%	92.4%	92.5%
% of Patients satisfied with the time they had to wait for an appointment	2	2	N/A	85.9%	86.3%	87.0%

* This is based on patients treated on this contract for their most recent course of treatment. Figures in italics indicate the base number of FP17s or Patient Questionnaire responses are less than 100. N/A is shown where the base number of responses is less than 10 during the period. % is calculated as Quantity/Base number*100

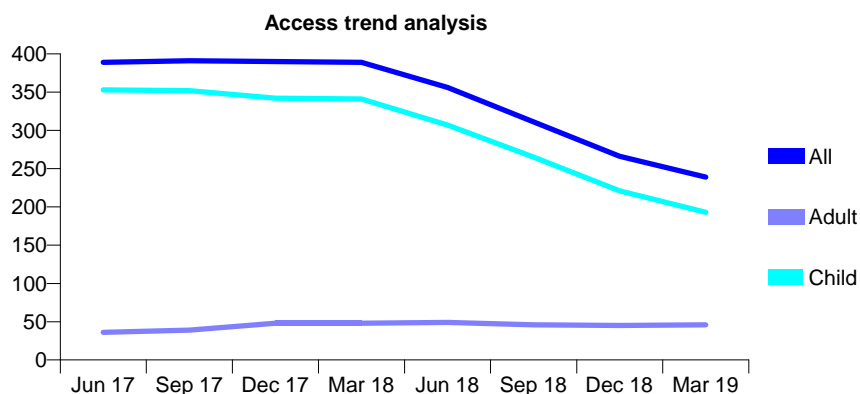
Q70 - Vital Signs At a Glance Contract Report for 570036/0001 - Year end March 2019

Name or company name	MRS EM EXELBY
Contract type name	GDS Contract
Purpose of contract	General
Contract start date	01/04/2006
Contract end date	30/04/2018

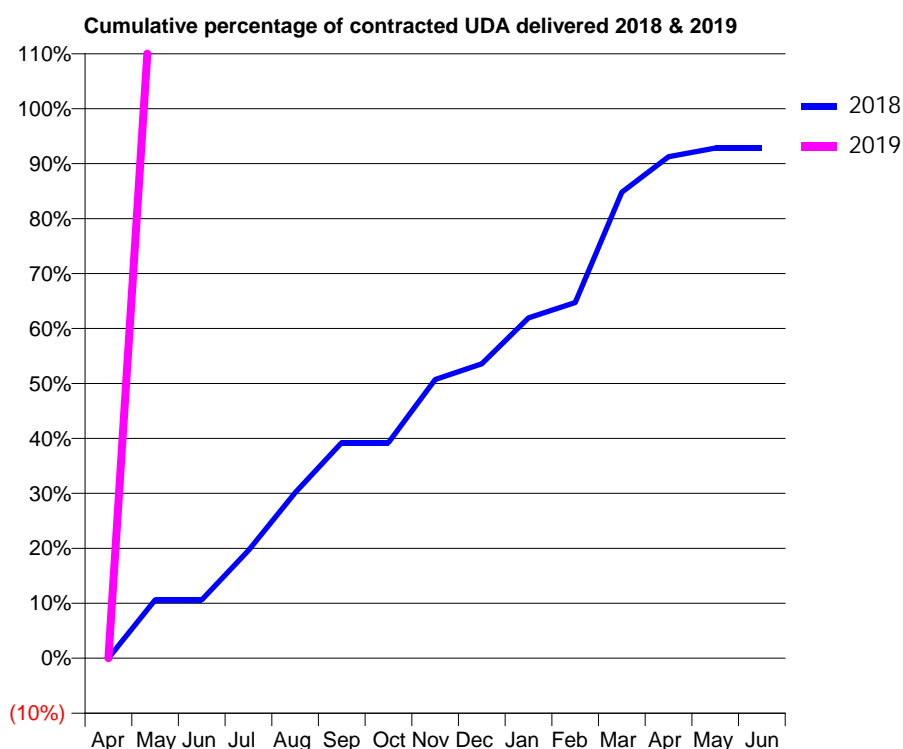
18/19 Contracted general activity (UDA)	54
Carry forward general activity (UDA)	0
18/19 Contracted orthodontic activity (UOA)	0
Carry forward orthodontic activity (UOA)	0
Baseline contract value	£1,698.19

ACCESS*

Patients seen in 24 months	Total	Change since previous quarter
Quarter ending March 2018	389	
Quarter ending June 2018	356	↓
Quarter ending September 2018	311	↓
Quarter ending December 2018	266	↓
Quarter ending March 2019	239	↓
Variance since March 2018	(38.6%)	↓



ACTIVITY



Month	Adjusted Scheduled Activity (UDA)	
	2018	2019
April	0	0
May	69	71
June	69	71
July	128	78
August	196	78
September	255	78
October	255	78
November	330	78
December	348	78
January	402	78
February	421	78
March	551	78
April	593	78
May	603	78
June	603	78

QUALITY

	Quantity	Base Number	Contract	AT	Region	England
% of FP17s for the same patient ID Re-attending within 3 months - Children	6	92	6.5%	9.7%	11.3%	11.8%
% of FP17s for the same patient ID Re-attending within 3 months - Adults	0	0	N/A	14.0%	15.4%	15.7%
% of FP17s for the same patient ID Re-attending between 3 & 9 months - Children	39	92	42.4%	61.7%	61.3%	58.9%
% of FP17s for the same patient ID Re-attending between 3 & 9 months - Adults	0	0	N/A	52.7%	52.1%	50.8%
% of FP17s for Band 1 Urgent Courses	2	62	3.2%	9.8%	9.5%	9.1%
% of FP17s Relating to Free Repair or Replacements	0	62	0.0%	0.6%	0.6%	0.8%
% of FP17s Relating to Continuations	0	62	0.0%	0.9%	0.8%	0.9%
% of Patients satisfied with the dentistry they have received	0	0	N/A	92.2%	92.4%	92.5%
% of Patients satisfied with the time they had to wait for an appointment	0	0	N/A	85.9%	86.3%	87.0%

* This is based on patients treated on this contract for their most recent course of treatment.

Figures in italics indicate the base number of FP17s or Patient Questionnaire responses are less than 100. N/A is shown where the base number of responses is less than 10 during the period. % is calculated as Quantity/Base number*100

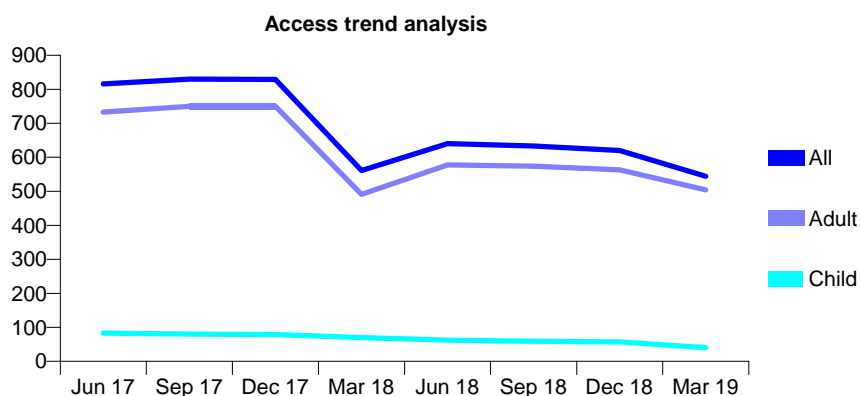
Q70 - Vital Signs At a Glance Contract Report for 572330/0001 - Year end March 2019

Name or company name	MR SD JAMES
Contract type name	GDS Contract
Purpose of contract	General
Contract start date	01/04/2006
Contract end date	31/12/2018

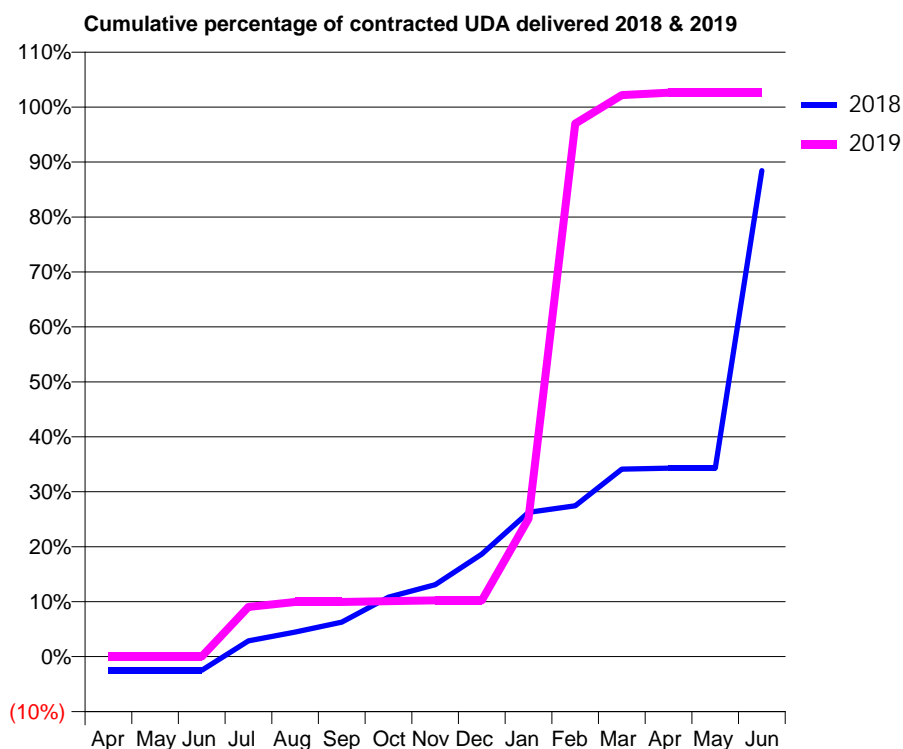
18/19 Contracted general activity (UDA)	2,625
Carry forward general activity (UDA)	0
18/19 Contracted orthodontic activity (UOA)	0
Carry forward orthodontic activity (UOA)	0
Baseline contract value	£60,520.40

ACCESS*

Patients seen in 24 months	Total	Change since previous quarter
Quarter ending March 2018	561	
Quarter ending June 2018	640	↑
Quarter ending September 2018	633	↓
Quarter ending December 2018	620	↓
Quarter ending March 2019	544	↓
Variance since March 2018	(3.0%)	↓



ACTIVITY



Month	Adjusted Scheduled Activity (UDA)	
	2018	2019
April	-88	0
May	-88	0
June	-88	0
July	101	237
August	157	261
September	220	261
October	379	264
November	458	268
December	653	268
January	919	659
February	961	2,546
March	1,193	2,682
April	1,200	2,694
May	1,200	2,694
June	3,094	2,694

QUALITY

	Quantity	Base Number	Contract	AT	Region	England
% of FP17s for the same patient ID Re-attending within 3 months - Children	0	48	0.0%	9.7%	11.3%	11.8%
% of FP17s for the same patient ID Re-attending within 3 months - Adults	38	784	4.8%	14.0%	15.4%	15.7%
% of FP17s for the same patient ID Re-attending between 3 & 9 months - Children	24	48	50.0%	61.7%	61.3%	58.9%
% of FP17s for the same patient ID Re-attending between 3 & 9 months - Adults	256	784	32.7%	52.7%	52.1%	50.8%
% of FP17s for Band 1 Urgent Courses	5	593	0.8%	9.8%	9.5%	9.1%
% of FP17s Relating to Free Repair or Replacements	7	593	1.2%	0.6%	0.6%	0.8%
% of FP17s Relating to Continuations	0	593	0.0%	0.9%	0.8%	0.9%
% of Patients satisfied with the dentistry they have received	0	0	N/A	92.2%	92.4%	92.5%
% of Patients satisfied with the time they had to wait for an appointment	0	0	N/A	85.9%	86.3%	87.0%

* This is based on patients treated on this contract for their most recent course of treatment. Figures in italics indicate the base number of FP17s or Patient Questionnaire responses are less than 100. N/A is shown where the base number of responses is less than 10 during the period. % is calculated as Quantity/Base number*100

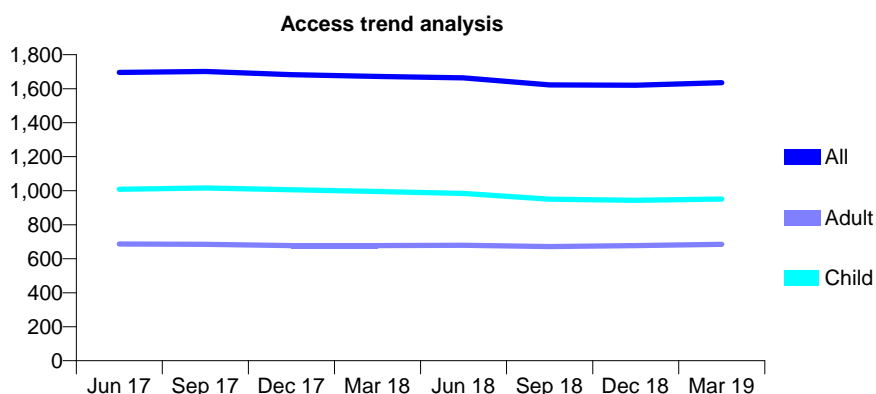
Q70 - Vital Signs At a Glance Contract Report for 573566/0002 - Year end March 2019

Name or company name	Sandown Dental Practice
Contract type name	GDS Contract
Purpose of contract	General
Contract start date	04/01/2010
Contract end date	

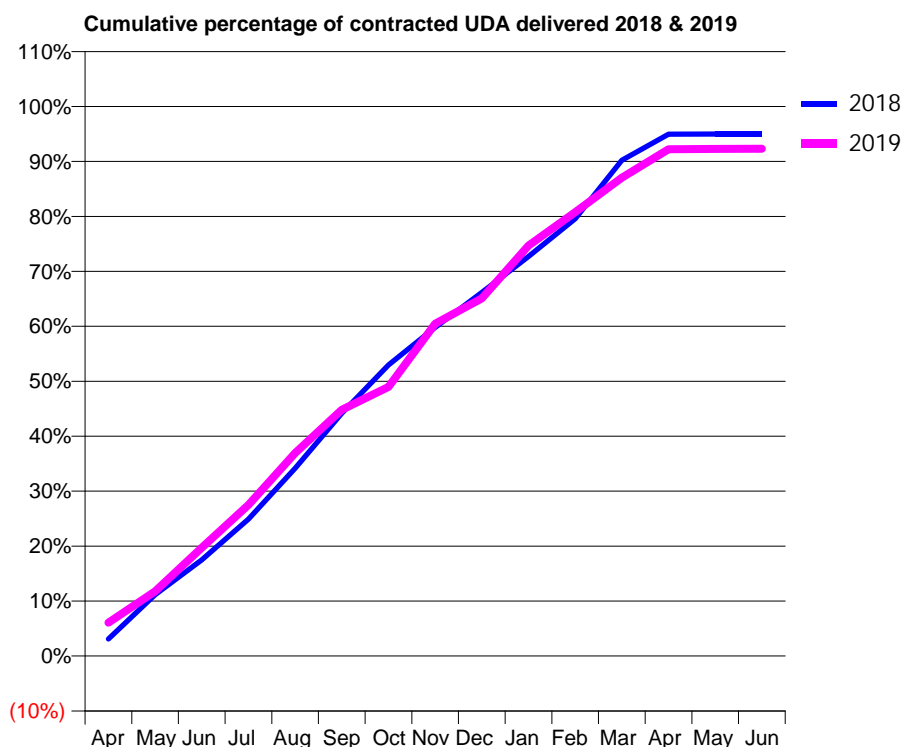
18/19 Contracted general activity (UDA)	3,506
Carry forward general activity (UDA)	0
18/19 Contracted orthodontic activity (UOA)	0
Carry forward orthodontic activity (UOA)	0
Baseline contract value	£85,071.96

ACCESS*

Patients seen in 24 months	Total	Change since previous quarter
Quarter ending March 2018	1,672	
Quarter ending June 2018	1,663	→
Quarter ending September 2018	1,622	↓
Quarter ending December 2018	1,620	→
Quarter ending March 2019	1,636	→
Variance since March 2018	(2.2%)	↓



ACTIVITY



Month	Adjusted Scheduled Activity (UDA)	
	2018	2019
April	109	213
May	392	413
June	613	690
July	874	964
August	1,199	1,295
September	1,548	1,571
October	1,857	1,717
November	2,097	2,119
December	2,319	2,281
January	2,549	2,618
February	2,791	2,832
March	3,163	3,052
April	3,328	3,232
May	3,330	3,235
June	3,330	3,236

QUALITY

	Quantity	Base Number	Contract	AT	Region	England
% of FP17s for the same patient ID Re-attending within 3 months - Children	130	1,653	7.9%	9.7%	11.3%	11.8%
% of FP17s for the same patient ID Re-attending within 3 months - Adults	78	780	10.0%	14.0%	15.4%	15.7%
% of FP17s for the same patient ID Re-attending between 3 & 9 months - Children	1,172	1,653	70.9%	61.7%	61.3%	58.9%
% of FP17s for the same patient ID Re-attending between 3 & 9 months - Adults	389	780	49.9%	52.7%	52.1%	50.8%
% of FP17s for Band 1 Urgent Courses	92	2,447	3.8%	9.8%	9.5%	9.1%
% of FP17s Relating to Free Repair or Replacements	1	2,447	0.0%	0.6%	0.6%	0.8%
% of FP17s Relating to Continuations	6	2,447	0.2%	0.9%	0.8%	0.9%
% of Patients satisfied with the dentistry they have received	0	0	N/A	92.2%	92.4%	92.5%
% of Patients satisfied with the time they had to wait for an appointment	0	0	N/A	85.9%	86.3%	87.0%

* This is based on patients treated on this contract for their most recent course of treatment. Figures in italics indicate the base number of FP17s or Patient Questionnaire responses are less than 100. N/A is shown where the base number of responses is less than 10 during the period. % is calculated as Quantity/Base number*100

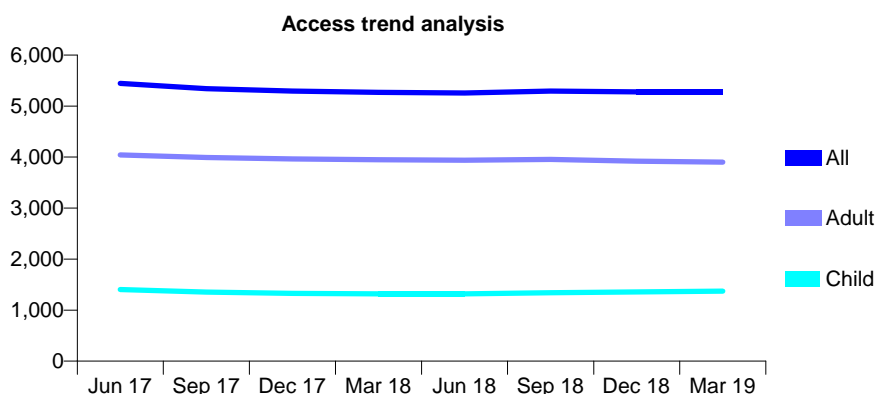
Q70 - Vital Signs At a Glance Contract Report for 574074/0001 - Year end March 2019

Name or company name	Mr N Jones
Contract type name	GDS Contract
Purpose of contract	General and Orthodontic
Contract start date	01/04/2006
Contract end date	

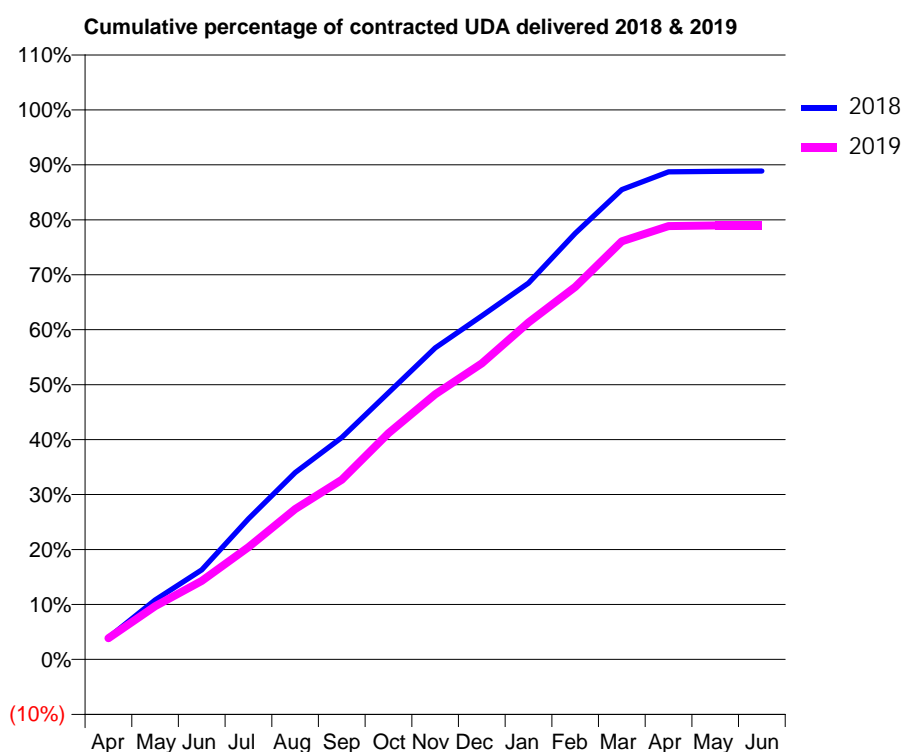
18/19 Contracted general activity (UDA)	13,816
Carry forward general activity (UDA)	0
18/19 Contracted orthodontic activity (UOA)	500
Carry forward orthodontic activity (UOA)	0
Baseline contract value	£444,949.27

ACCESS*

Patients seen in 24 months	Total	Change since previous quarter
Quarter ending March 2018	5,268	
Quarter ending June 2018	5,257	→
Quarter ending September 2018	5,296	→
Quarter ending December 2018	5,278	→
Quarter ending March 2019	5,276	→
Variance since March 2018	0.2%	→



ACTIVITY



Month	Adjusted Scheduled Activity (UDA)	
	2018	2019
April	548	536
May	1,495	1,338
June	2,250	1,974
July	3,535	2,823
August	4,698	3,782
September	5,581	4,516
October	6,704	5,689
November	7,835	6,664
December	8,636	7,441
January	9,464	8,470
February	10,714	9,365
March	11,810	10,513
April	12,255	10,895
May	12,268	10,910
June	12,274	10,910

QUALITY

	Quantity	Base Number	Contract	AT	Region	England
% of FP17s for the same patient ID Re-attending within 3 months - Children	149	1,814	8.2%	9.7%	11.3%	11.8%
% of FP17s for the same patient ID Re-attending within 3 months - Adults	554	4,941	11.2%	14.0%	15.4%	15.7%
% of FP17s for the same patient ID Re-attending between 3 & 9 months - Children	979	1,814	54.0%	61.7%	61.3%	58.9%
% of FP17s for the same patient ID Re-attending between 3 & 9 months - Adults	2,804	4,941	56.7%	52.7%	52.1%	50.8%
% of FP17s for Band 1 Urgent Courses	233	5,781	4.0%	9.8%	9.5%	9.1%
% of FP17s Relating to Free Repair or Replacements	69	5,781	1.2%	0.6%	0.6%	0.8%
% of FP17s Relating to Continuations	94	5,781	1.6%	0.9%	0.8%	0.9%
% of Patients satisfied with the dentistry they have received	3	3	N/A	92.2%	92.4%	92.5%
% of Patients satisfied with the time they had to wait for an appointment	3	3	N/A	85.9%	86.3%	87.0%

* This is based on patients treated on this contract for their most recent course of treatment. Figures in italics indicate the base number of FP17s or Patient Questionnaire responses are less than 100. N/A is shown where the base number of responses is less than 10 during the period. % is calculated as Quantity/Base number*100

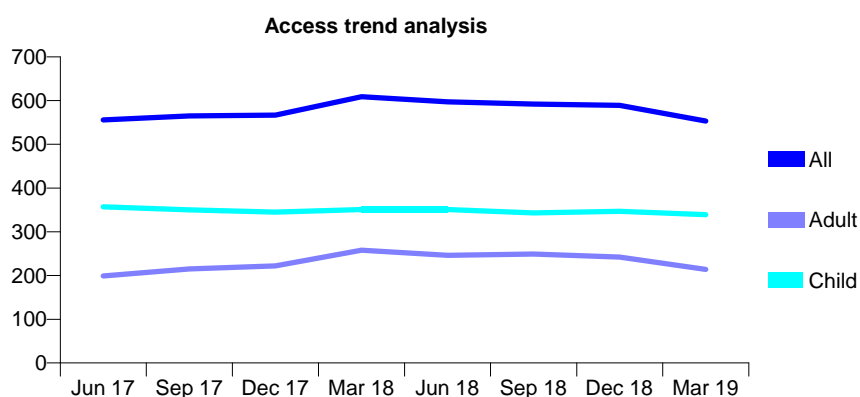
Q70 - Vital Signs At a Glance Contract Report for 574937/0001 - Year end March 2019

Name or company name	Teeth-on-the-Heath
Contract type name	GDS Contract
Purpose of contract	General
Contract start date	01/04/2006
Contract end date	

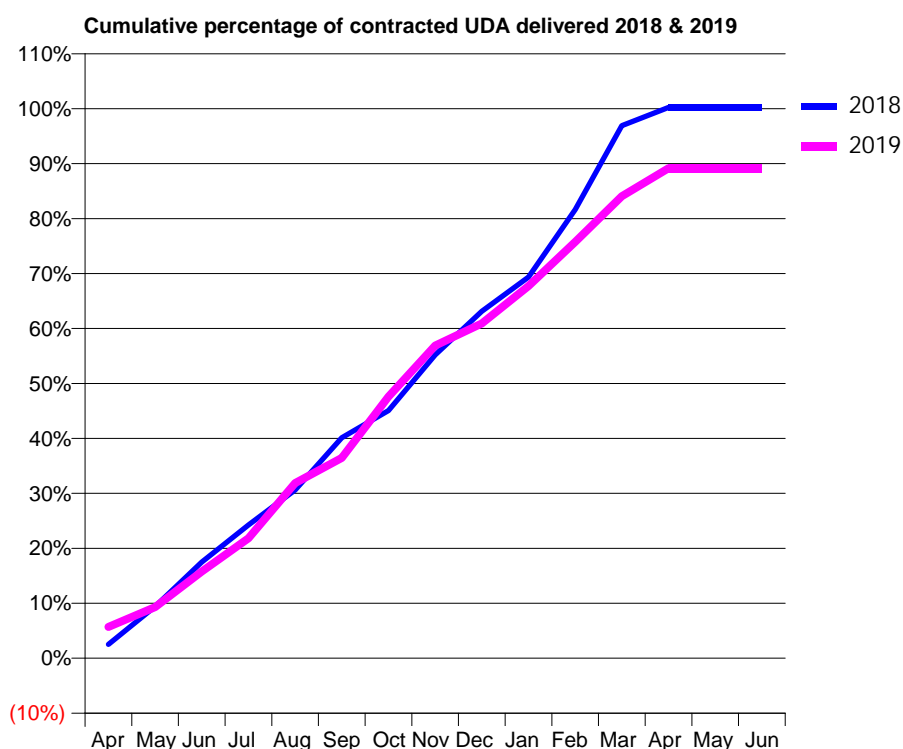
18/19 Contracted general activity (UDA)	1,331
Carry forward general activity (UDA)	0
18/19 Contracted orthodontic activity (UOA)	0
Carry forward orthodontic activity (UOA)	0
Baseline contract value	£36,964.03

ACCESS*

Patients seen in 24 months	Total	Change since previous quarter
Quarter ending March 2018	609	
Quarter ending June 2018	597	↓
Quarter ending September 2018	592	→
Quarter ending December 2018	589	→
Quarter ending March 2019	553	↓
Variance since March 2018	(9.2%)	↓



ACTIVITY



Month	Adjusted Scheduled Activity (UDA)	
	2018	2019
April	33	76
May	126	124
June	233	210
July	323	291
August	408	424
September	534	485
October	600	634
November	735	757
December	840	811
January	923	901
February	1,087	1,008
March	1,290	1,119
April	1,334	1,187
May	1,334	1,187
June	1,334	1,187

QUALITY

	Quantity	Base Number	Contract	AT	Region	England
% of FP17s for the same patient ID Re-attending within 3 months - Children	54	567	9.5%	9.7%	11.3%	11.8%
% of FP17s for the same patient ID Re-attending within 3 months - Adults	21	191	11.0%	14.0%	15.4%	15.7%
% of FP17s for the same patient ID Re-attending between 3 & 9 months - Children	411	567	72.5%	61.7%	61.3%	58.9%
% of FP17s for the same patient ID Re-attending between 3 & 9 months - Adults	92	191	48.2%	52.7%	52.1%	50.8%
% of FP17s for Band 1 Urgent Courses	96	765	12.5%	9.8%	9.5%	9.1%
% of FP17s Relating to Free Repair or Replacements	0	765	0.0%	0.6%	0.6%	0.8%
% of FP17s Relating to Continuations	0	765	0.0%	0.9%	0.8%	0.9%
% of Patients satisfied with the dentistry they have received	0	0	N/A	92.2%	92.4%	92.5%
% of Patients satisfied with the time they had to wait for an appointment	0	0	N/A	85.9%	86.3%	87.0%

* This is based on patients treated on this contract for their most recent course of treatment.

Figures in italics indicate the base number of FP17s or Patient Questionnaire responses are less than 100. N/A is shown where the base number of responses is less than 10 during the period. % is calculated as Quantity/Base number*100

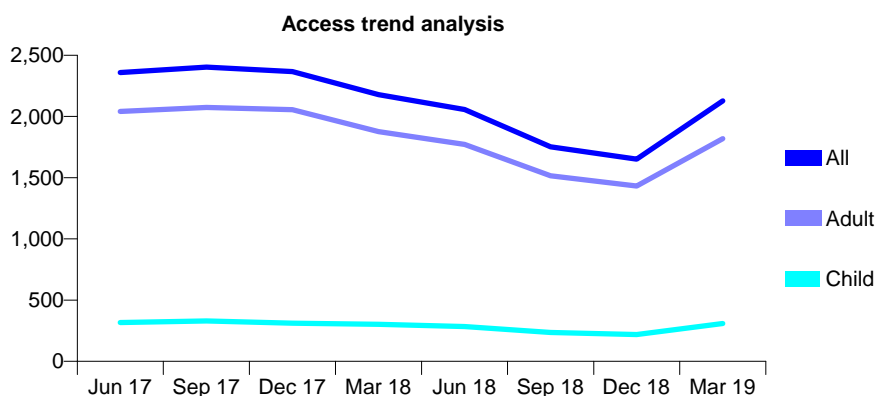
Q70 - Vital Signs At a Glance Contract Report for 626228/0001 - Year end March 2019

Name or company name	CP Dental
Contract type name	GDS Contract
Purpose of contract	General
Contract start date	01/04/2006
Contract end date	

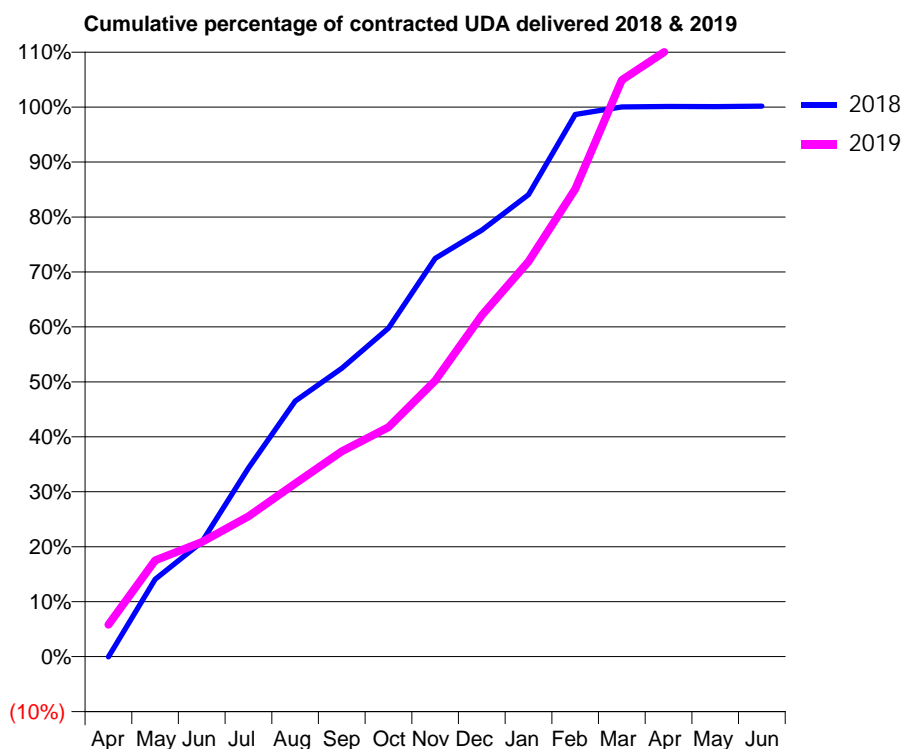
18/19 Contracted general activity (UDA)	7,275
Carry forward general activity (UDA)	0
18/19 Contracted orthodontic activity (UOA)	0
Carry forward orthodontic activity (UOA)	0
Baseline contract value	£176,147.77

ACCESS*

Patients seen in 24 months	Total	Change since previous quarter
Quarter ending March 2018	2,178	
Quarter ending June 2018	2,057	↓
Quarter ending September 2018	1,752	↓
Quarter ending December 2018	1,652	↓
Quarter ending March 2019	2,128	↑
Variance since March 2018	(2.3%)	↓



ACTIVITY



Month	Adjusted Scheduled Activity (UDA)	
	2018	2019
April	-4	423
May	1,025	1,274
June	1,515	1,516
July	2,496	1,857
August	3,382	2,291
September	3,817	2,718
October	4,349	3,038
November	5,272	3,654
December	5,645	4,518
January	6,115	5,230
February	7,177	6,189
March	7,276	7,633
April	7,283	8,040
May	7,282	8,041
June	7,286	8,041

QUALITY

	Quantity	Base Number	Contract	AT	Region	England
% of FP17s for the same patient ID Re-attending within 3 months - Children	10	436	2.3%	9.7%	11.3%	11.8%
% of FP17s for the same patient ID Re-attending within 3 months - Adults	283	3,008	9.4%	14.0%	15.4%	15.7%
% of FP17s for the same patient ID Re-attending between 3 & 9 months - Children	210	436	48.2%	61.7%	61.3%	58.9%
% of FP17s for the same patient ID Re-attending between 3 & 9 months - Adults	1,631	3,008	54.2%	52.7%	52.1%	50.8%
% of FP17s for Band 1 Urgent Courses	177	3,576	4.9%	9.8%	9.5%	9.1%
% of FP17s Relating to Free Repair or Replacements	42	3,576	1.2%	0.6%	0.6%	0.8%
% of FP17s Relating to Continuations	6	3,576	0.2%	0.9%	0.8%	0.9%
% of Patients satisfied with the dentistry they have received	1	1	N/A	92.2%	92.4%	92.5%
% of Patients satisfied with the time they had to wait for an appointment	1	1	N/A	85.9%	86.3%	87.0%

* This is based on patients treated on this contract for their most recent course of treatment. Figures in italics indicate the base number of FP17s or Patient Questionnaire responses are less than 100. N/A is shown where the base number of responses is less than 10 during the period. % is calculated as Quantity/Base number*100

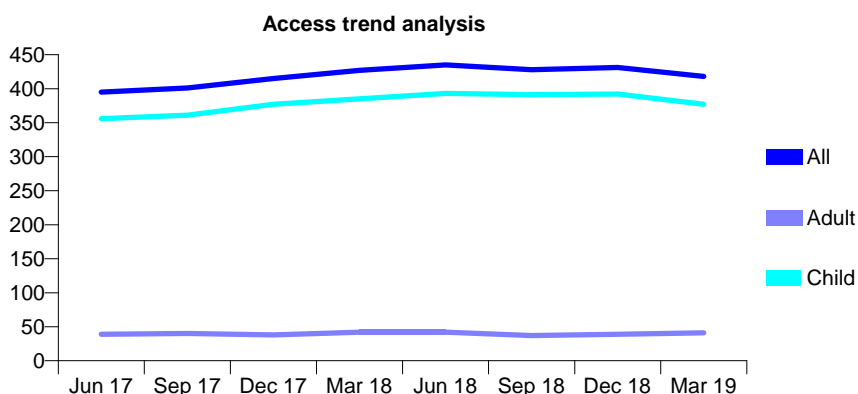
Q70 - Vital Signs At a Glance Contract Report for 635901/0001 - Year end March 2019

Name or company name	Oakley Road Dental Practice
Contract type name	GDS Contract
Purpose of contract	General
Contract start date	01/04/2006
Contract end date	

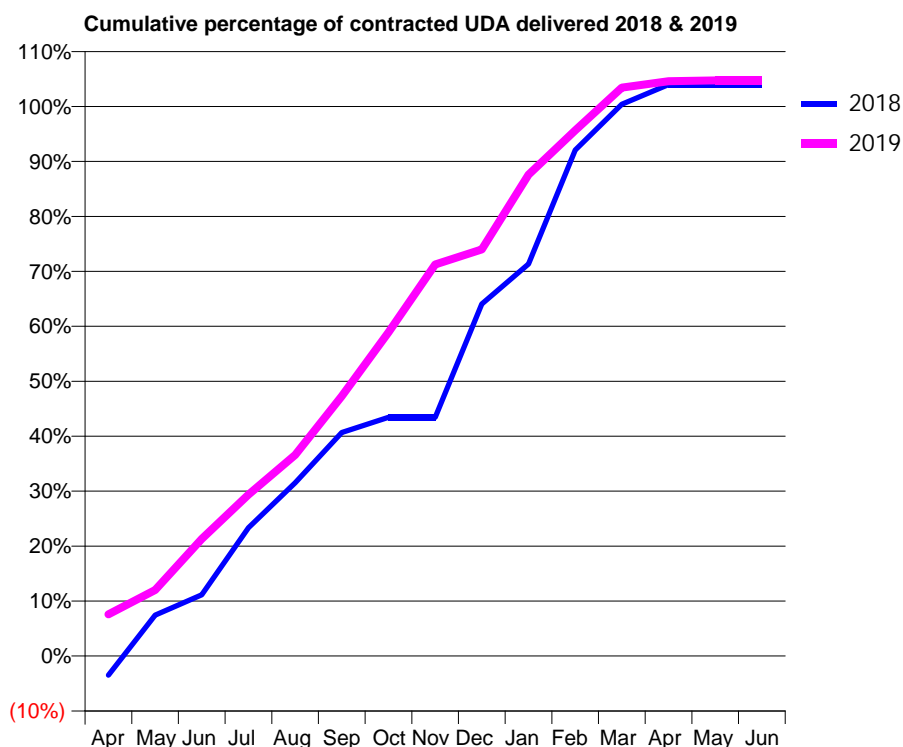
18/19 Contracted general activity (UDA)	700
Carry forward general activity (UDA)	0
18/19 Contracted orthodontic activity (UOA)	0
Carry forward orthodontic activity (UOA)	0
Baseline contract value	£16,397.31

ACCESS*

Patients seen in 24 months	Total	Change since previous quarter
Quarter ending March 2018	427	
Quarter ending June 2018	435	→
Quarter ending September 2018	428	↓
Quarter ending December 2018	431	→
Quarter ending March 2019	418	↓
Variance since March 2018	(2.1%)	↓



ACTIVITY



Month	Adjusted Scheduled Activity (UDA)	
	2018	2019
April	-25	53
May	52	84
June	78	149
July	163	206
August	221	256
September	285	331
October	304	412
November	304	499
December	448	518
January	499	613
February	645	670
March	703	724
April	728	732
May	728	733
June	728	733

QUALITY

	Quantity	Base Number	Contract	AT	Region	England
% of FP17s for the same patient ID Re-attending within 3 months - Children	35	599	5.8%	9.7%	11.3%	11.8%
% of FP17s for the same patient ID Re-attending within 3 months - Adults	0	0	N/A	14.0%	15.4%	15.7%
% of FP17s for the same patient ID Re-attending between 3 & 9 months - Children	411	599	68.6%	61.7%	61.3%	58.9%
% of FP17s for the same patient ID Re-attending between 3 & 9 months - Adults	0	0	N/A	52.7%	52.1%	50.8%
% of FP17s for Band 1 Urgent Courses	16	591	2.7%	9.8%	9.5%	9.1%
% of FP17s Relating to Free Repair or Replacements	0	591	0.0%	0.6%	0.6%	0.8%
% of FP17s Relating to Continuations	1	591	0.2%	0.9%	0.8%	0.9%
% of Patients satisfied with the dentistry they have received	0	0	N/A	92.2%	92.4%	92.5%
% of Patients satisfied with the time they had to wait for an appointment	0	0	N/A	85.9%	86.3%	87.0%

* This is based on patients treated on this contract for their most recent course of treatment.

Figures in italics indicate the base number of FP17s or Patient Questionnaire responses are less than 100. N/A is shown where the base number of responses is less than 10 during the period. % is calculated as Quantity/Base number*100

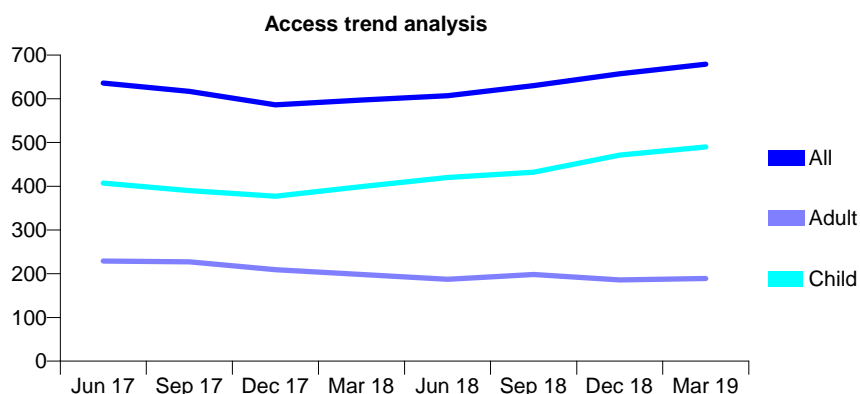
Q70 - Vital Signs At a Glance Contract Report for 636150/0001 - Year end March 2019

Name or company name	MR JF KAVANAGH
Contract type name	GDS Contract
Purpose of contract	General
Contract start date	01/04/2006
Contract end date	

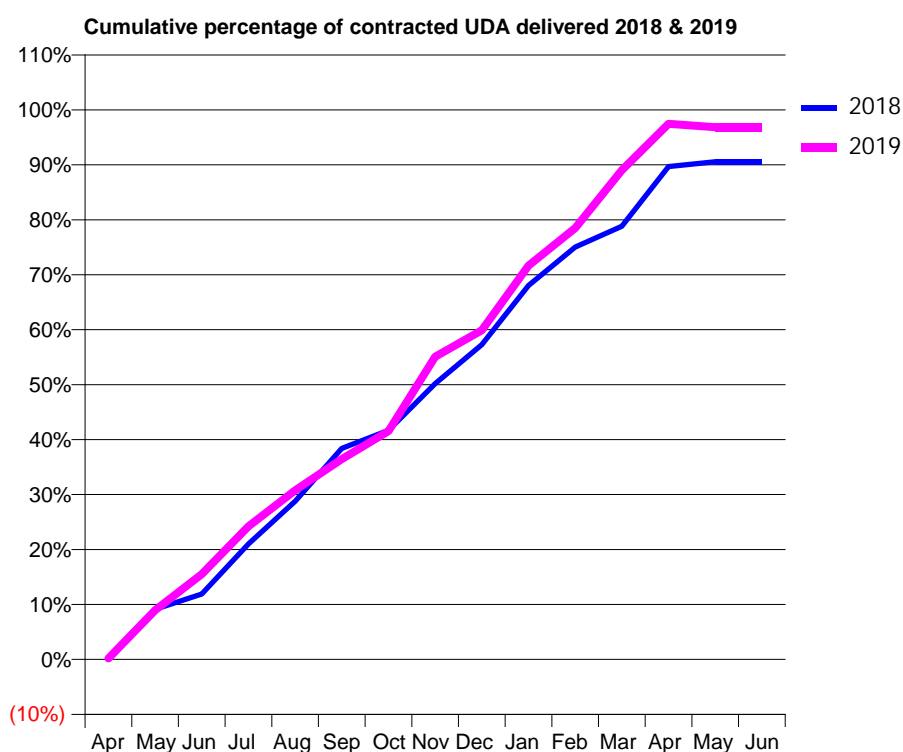
18/19 Contracted general activity (UDA)	1,160
Carry forward general activity (UDA)	0
18/19 Contracted orthodontic activity (UOA)	0
Carry forward orthodontic activity (UOA)	0
Baseline contract value	£25,455.00

ACCESS*

Patients seen in 24 months	Total	Change since previous quarter
Quarter ending March 2018	597	
Quarter ending June 2018	607	→
Quarter ending September 2018	630	↑
Quarter ending December 2018	657	↑
Quarter ending March 2019	679	↑
Variance since March 2018	13.7%	↑



ACTIVITY



Month	Adjusted Scheduled Activity (UDA)	
	2018	2019
April	0	2
May	106	104
June	138	180
July	244	281
August	334	357
September	445	423
October	483	482
November	582	639
December	664	695
January	789	831
February	870	910
March	914	1,032
April	1,040	1,130
May	1,050	1,123
June	1,050	1,123

QUALITY

	Quantity	Base Number	Contract	AT	Region	England
% of FP17s for the same patient ID Re-attending within 3 months - Children	50	724	6.9%	9.7%	11.3%	11.8%
% of FP17s for the same patient ID Re-attending within 3 months - Adults	37	218	17.0%	14.0%	15.4%	15.7%
% of FP17s for the same patient ID Re-attending between 3 & 9 months - Children	400	724	55.2%	61.7%	61.3%	58.9%
% of FP17s for the same patient ID Re-attending between 3 & 9 months - Adults	114	218	52.3%	52.7%	52.1%	50.8%
% of FP17s for Band 1 Urgent Courses	2	885	0.2%	9.8%	9.5%	9.1%
% of FP17s Relating to Free Repair or Replacements	3	885	0.3%	0.6%	0.6%	0.8%
% of FP17s Relating to Continuations	0	885	0.0%	0.9%	0.8%	0.9%
% of Patients satisfied with the dentistry they have received	0	0	N/A	92.2%	92.4%	92.5%
% of Patients satisfied with the time they had to wait for an appointment	0	0	N/A	85.9%	86.3%	87.0%

* This is based on patients treated on this contract for their most recent course of treatment. Figures in italics indicate the base number of FP17s or Patient Questionnaire responses are less than 100. N/A is shown where the base number of responses is less than 10 during the period. % is calculated as Quantity/Base number*100

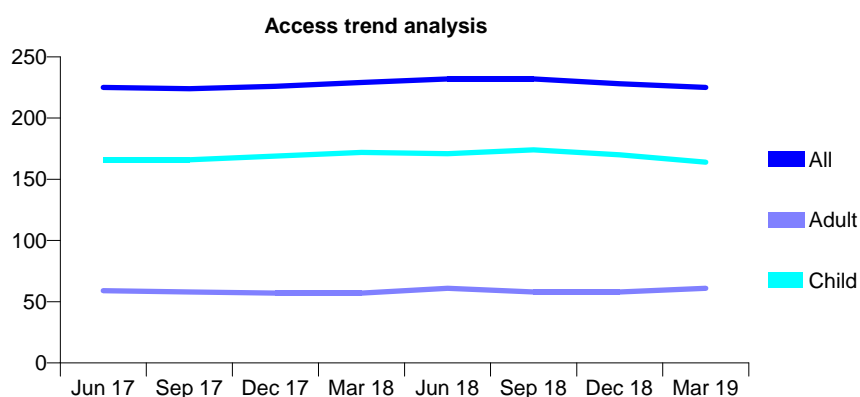
Q70 - Vital Signs At a Glance Contract Report for 643106/0001 - Year end March 2019

Name or company name	MR AR PRYNNE
Contract type name	GDS Contract
Purpose of contract	General
Contract start date	01/04/2006
Contract end date	

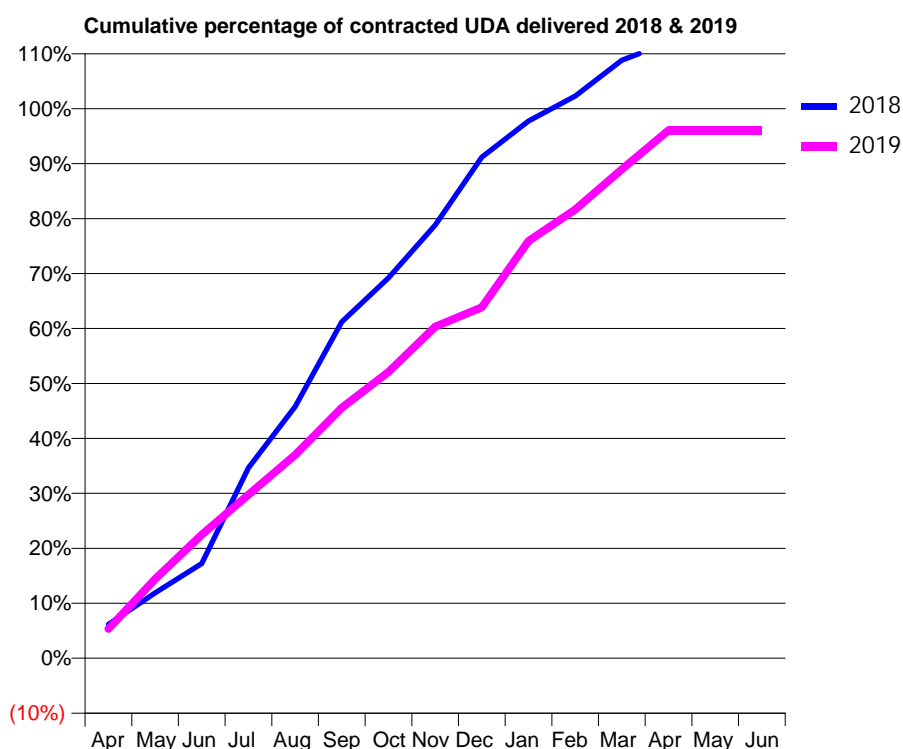
18/19 Contracted general activity (UDA)	400
Carry forward general activity (UDA)	0
18/19 Contracted orthodontic activity (UOA)	0
Carry forward orthodontic activity (UOA)	0
Baseline contract value	£10,367.63

ACCESS*

Patients seen in 24 months	Total	Change since previous quarter
Quarter ending March 2018	229	
Quarter ending June 2018	232	→
Quarter ending September 2018	232	→
Quarter ending December 2018	228	↓
Quarter ending March 2019	225	↓
Variance since March 2018	(1.7%)	↓



ACTIVITY



Month	Adjusted Scheduled Activity (UDA)	
	2018	2019
April	25	21
May	48	58
June	69	90
July	139	119
August	183	148
September	245	182
October	277	208
November	315	241
December	365	255
January	391	304
February	409	327
March	435	356
April	448	384
May	448	384
June	448	384

QUALITY

	Quantity	Base Number	Contract	AT	Region	England
% of FP17s for the same patient ID Re-attending within 3 months - Children	10	270	3.7%	9.7%	11.3%	11.8%
% of FP17s for the same patient ID Re-attending within 3 months - Adults	1	44	2.3%	14.0%	15.4%	15.7%
% of FP17s for the same patient ID Re-attending between 3 & 9 months - Children	187	270	69.3%	61.7%	61.3%	58.9%
% of FP17s for the same patient ID Re-attending between 3 & 9 months - Adults	20	44	45.5%	52.7%	52.1%	50.8%
% of FP17s for Band 1 Urgent Courses	11	319	3.4%	9.8%	9.5%	9.1%
% of FP17s Relating to Free Repair or Replacements	0	319	0.0%	0.6%	0.6%	0.8%
% of FP17s Relating to Continuations	3	319	0.9%	0.9%	0.8%	0.9%
% of Patients satisfied with the dentistry they have received	0	0	N/A	92.2%	92.4%	92.5%
% of Patients satisfied with the time they had to wait for an appointment	0	0	N/A	85.9%	86.3%	87.0%

* This is based on patients treated on this contract for their most recent course of treatment.

Figures in italics indicate the base number of FP17s or Patient Questionnaire responses are less than 100. N/A is shown where the base number of responses is less than 10 during the period. % is calculated as Quantity/Base number*100

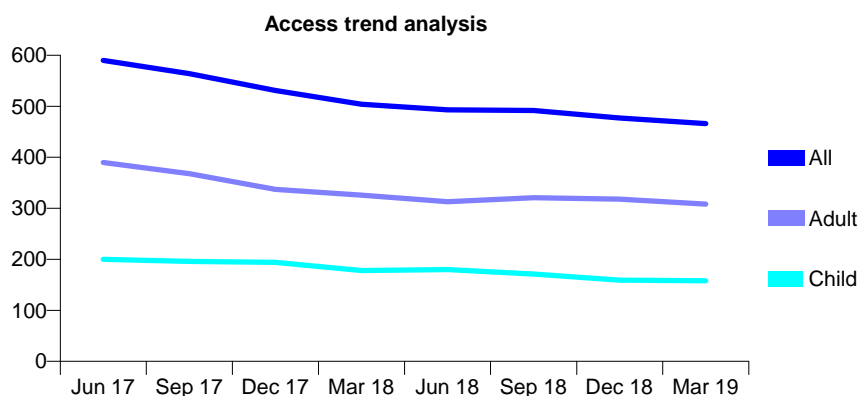
Q70 - Vital Signs At a Glance Contract Report for 648353/0001 - Year end March 2019

Name or company name	MR MR RICHARDS
Contract type name	GDS Contract
Purpose of contract	General
Contract start date	01/04/2006
Contract end date	

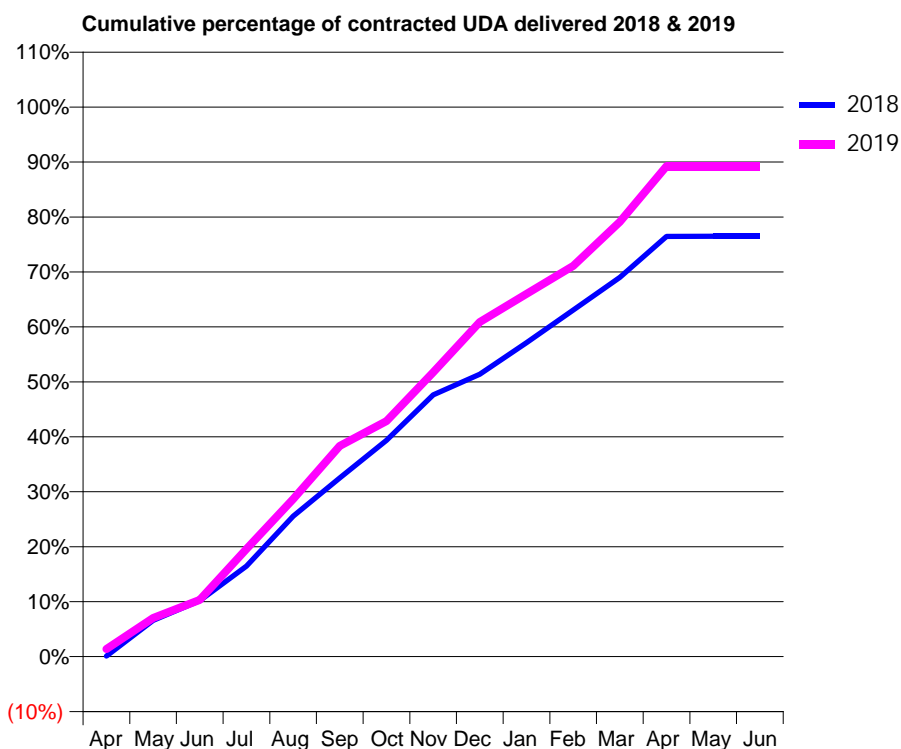
18/19 Contracted general activity (UDA)	2,000
Carry forward general activity (UDA)	0
18/19 Contracted orthodontic activity (UOA)	0
Carry forward orthodontic activity (UOA)	0
Baseline contract value	£50,308.19

ACCESS*

Patients seen in 24 months	Total	Change since previous quarter
Quarter ending March 2018	504	
Quarter ending June 2018	493	↓
Quarter ending September 2018	492	→
Quarter ending December 2018	477	↓
Quarter ending March 2019	466	↓
Variance since March 2018	(7.5%)	↓



ACTIVITY



Month	Adjusted Scheduled Activity (UDA)	
	2018	2019
April	3	28
May	165	141
June	255	206
July	411	392
August	639	573
September	813	767
October	984	857
November	1,190	1,035
December	1,285	1,218
January	1,428	1,320
February	1,577	1,422
March	1,725	1,583
April	1,912	1,785
May	1,913	1,785
June	1,913	1,785

QUALITY

	Quantity	Base Number	Contract	AT	Region	England
% of FP17s for the same patient ID Re-attending within 3 months - Children	5	188	2.7%	9.7%	11.3%	11.8%
% of FP17s for the same patient ID Re-attending within 3 months - Adults	51	339	15.0%	14.0%	15.4%	15.7%
% of FP17s for the same patient ID Re-attending between 3 & 9 months - Children	97	188	51.6%	61.7%	61.3%	58.9%
% of FP17s for the same patient ID Re-attending between 3 & 9 months - Adults	155	339	45.7%	52.7%	52.1%	50.8%
% of FP17s for Band 1 Urgent Courses	17	518	3.3%	9.8%	9.5%	9.1%
% of FP17s Relating to Free Repair or Replacements	0	518	0.0%	0.6%	0.6%	0.8%
% of FP17s Relating to Continuations	0	518	0.0%	0.9%	0.8%	0.9%
% of Patients satisfied with the dentistry they have received	0	0	N/A	92.2%	92.4%	92.5%
% of Patients satisfied with the time they had to wait for an appointment	0	0	N/A	85.9%	86.3%	87.0%

* This is based on patients treated on this contract for their most recent course of treatment. Figures in italics indicate the base number of FP17s or Patient Questionnaire responses are less than 100. N/A is shown where the base number of responses is less than 10 during the period. % is calculated as Quantity/Base number*100

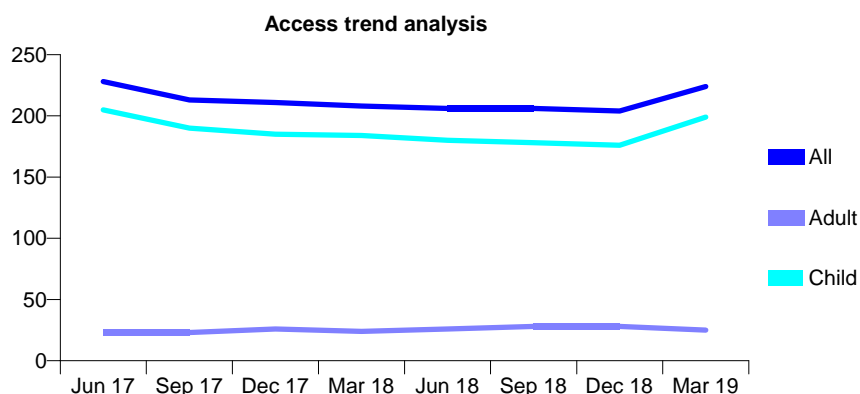
Q70 - Vital Signs At a Glance Contract Report for 648515/0002 - Year end March 2019

Name or company name	MR GJ QUIGLEY
Contract type name	GDS Contract
Purpose of contract	General
Contract start date	21/04/2008
Contract end date	

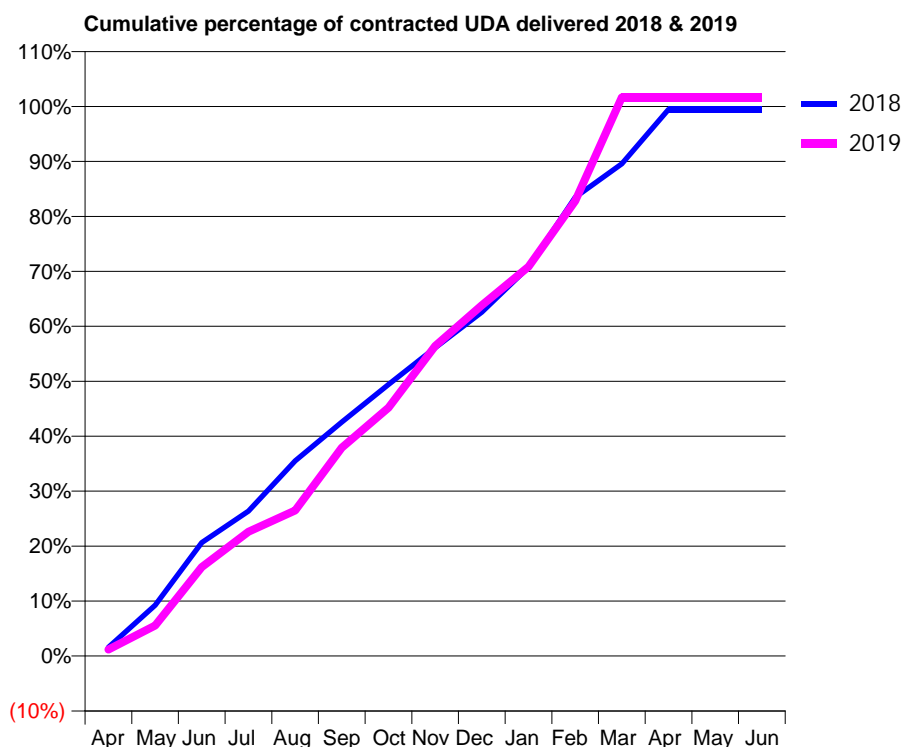
18/19 Contracted general activity (UDA)	527
Carry forward general activity (UDA)	2
18/19 Contracted orthodontic activity (UOA)	0
Carry forward orthodontic activity (UOA)	0
Baseline contract value	£12,596.33

ACCESS*

Patients seen in 24 months	Total	Change since previous quarter
Quarter ending March 2018	208	
Quarter ending June 2018	206	→
Quarter ending September 2018	206	→
Quarter ending December 2018	204	→
Quarter ending March 2019	224	↑
Variance since March 2018	7.7%	↑



ACTIVITY



Month	Adjusted Scheduled Activity (UDA)	
	2018	2019
April	8	6
May	49	29
June	109	85
July	139	119
August	187	140
September	224	200
October	260	238
November	296	297
December	330	336
January	373	373
February	440	436
March	472	536
April	524	536
May	524	536
June	524	536

QUALITY

	Quantity	Base Number	Contract	AT	Region	England
% of FP17s for the same patient ID Re-attending within 3 months - Children	19	395	4.8%	9.7%	11.3%	11.8%
% of FP17s for the same patient ID Re-attending within 3 months - Adults	0	0	N/A	14.0%	15.4%	15.7%
% of FP17s for the same patient ID Re-attending between 3 & 9 months - Children	288	395	72.9%	61.7%	61.3%	58.9%
% of FP17s for the same patient ID Re-attending between 3 & 9 months - Adults	0	0	N/A	52.7%	52.1%	50.8%
% of FP17s for Band 1 Urgent Courses	9	369	2.4%	9.8%	9.5%	9.1%
% of FP17s Relating to Free Repair or Replacements	0	369	0.0%	0.6%	0.6%	0.8%
% of FP17s Relating to Continuations	0	369	0.0%	0.9%	0.8%	0.9%
% of Patients satisfied with the dentistry they have received	1	1	N/A	92.2%	92.4%	92.5%
% of Patients satisfied with the time they had to wait for an appointment	1	1	N/A	85.9%	86.3%	87.0%

* This is based on patients treated on this contract for their most recent course of treatment. Figures in italics indicate the base number of FP17s or Patient Questionnaire responses are less than 100. N/A is shown where the base number of responses is less than 10 during the period. % is calculated as Quantity/Base number*100

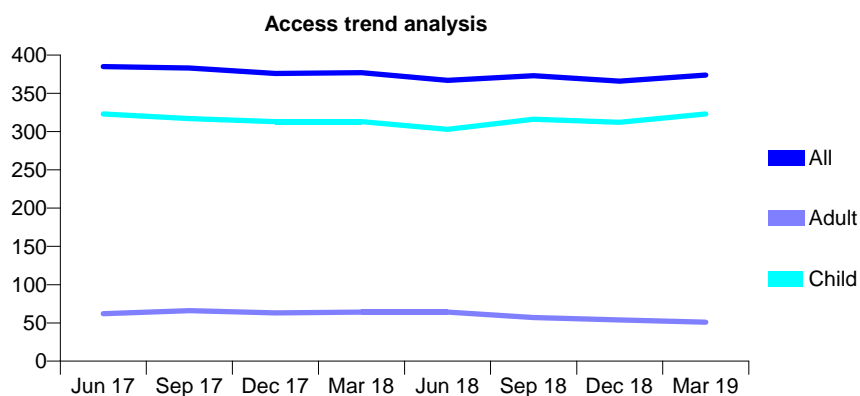
Q70 - Vital Signs At a Glance Contract Report for 649619/0001 - Year end March 2019

Name or company name	MR ND GREENWAY
Contract type name	GDS Contract
Purpose of contract	General
Contract start date	01/04/2006
Contract end date	

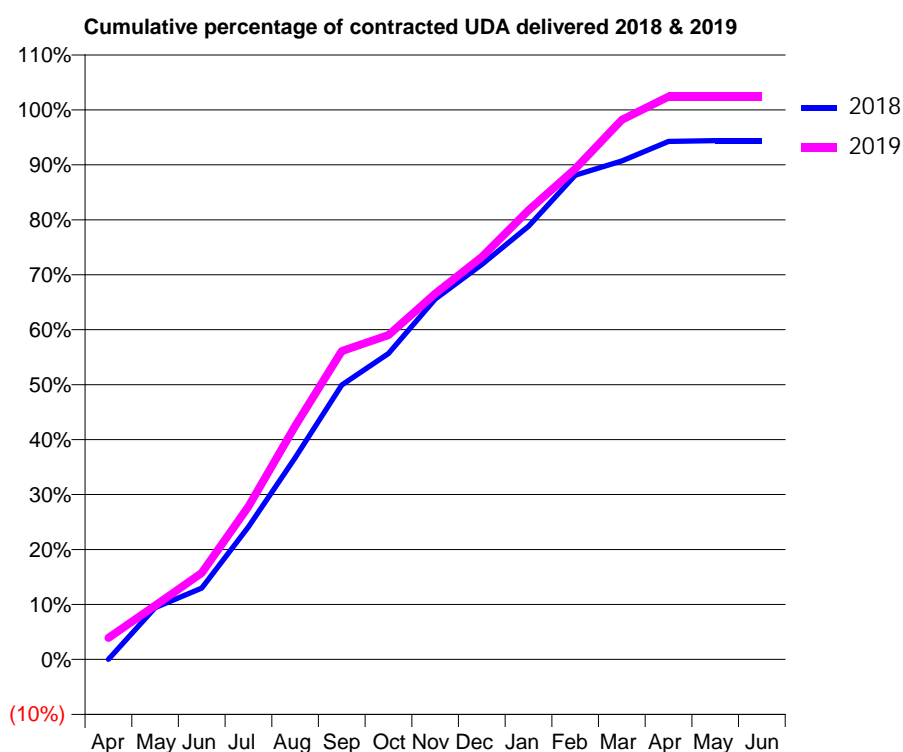
18/19 Contracted general activity (UDA)	662
Carry forward general activity (UDA)	0
18/19 Contracted orthodontic activity (UOA)	0
Carry forward orthodontic activity (UOA)	0
Baseline contract value	£18,041.42

ACCESS*

Patients seen in 24 months	Total	Change since previous quarter
Quarter ending March 2018	377	
Quarter ending June 2018	367	↓
Quarter ending September 2018	373	→
Quarter ending December 2018	366	↓
Quarter ending March 2019	374	↑
Variance since March 2018	(0.8%)	→



ACTIVITY



Month	Adjusted Scheduled Activity (UDA)	
	2018	2019
April	0	26
May	58	65
June	80	104
July	150	184
August	228	281
September	310	371
October	345	391
November	406	441
December	446	485
January	489	541
February	546	591
March	562	650
April	584	678
May	585	678
June	585	678

QUALITY

	Quantity	Base Number	Contract	AT	Region	England
% of FP17s for the same patient ID Re-attending within 3 months - Children	23	459	5.0%	9.7%	11.3%	11.8%
% of FP17s for the same patient ID Re-attending within 3 months - Adults	6	26	23.1%	14.0%	15.4%	15.7%
% of FP17s for the same patient ID Re-attending between 3 & 9 months - Children	228	459	49.7%	61.7%	61.3%	58.9%
% of FP17s for the same patient ID Re-attending between 3 & 9 months - Adults	10	26	38.5%	52.7%	52.1%	50.8%
% of FP17s for Band 1 Urgent Courses	10	482	2.1%	9.8%	9.5%	9.1%
% of FP17s Relating to Free Repair or Replacements	0	482	0.0%	0.6%	0.6%	0.8%
% of FP17s Relating to Continuations	0	482	0.0%	0.9%	0.8%	0.9%
% of Patients satisfied with the dentistry they have received	0	0	N/A	92.2%	92.4%	92.5%
% of Patients satisfied with the time they had to wait for an appointment	0	0	N/A	85.9%	86.3%	87.0%

* This is based on patients treated on this contract for their most recent course of treatment. Figures in italics indicate the base number of FP17s or Patient Questionnaire responses are less than 100. N/A is shown where the base number of responses is less than 10 during the period. % is calculated as Quantity/Base number*100

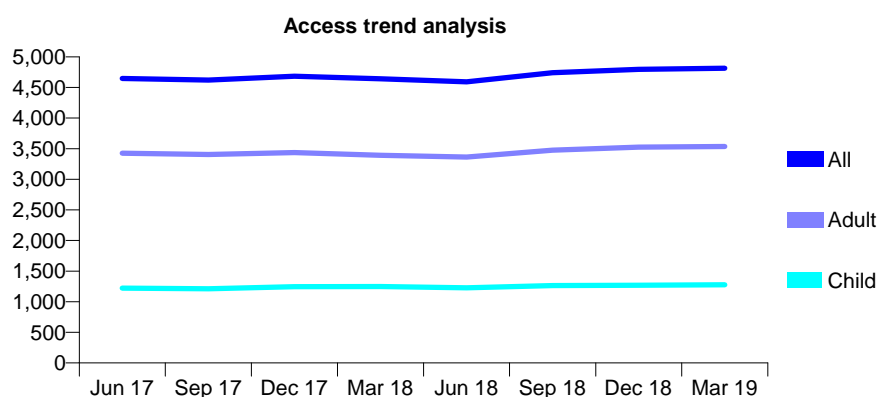
Q70 - Vital Signs At a Glance Contract Report for 650552/0001 - Year end March 2019

Name or company name	Verne Dental Centre
Contract type name	GDS Contract
Purpose of contract	General
Contract start date	01/04/2006
Contract end date	

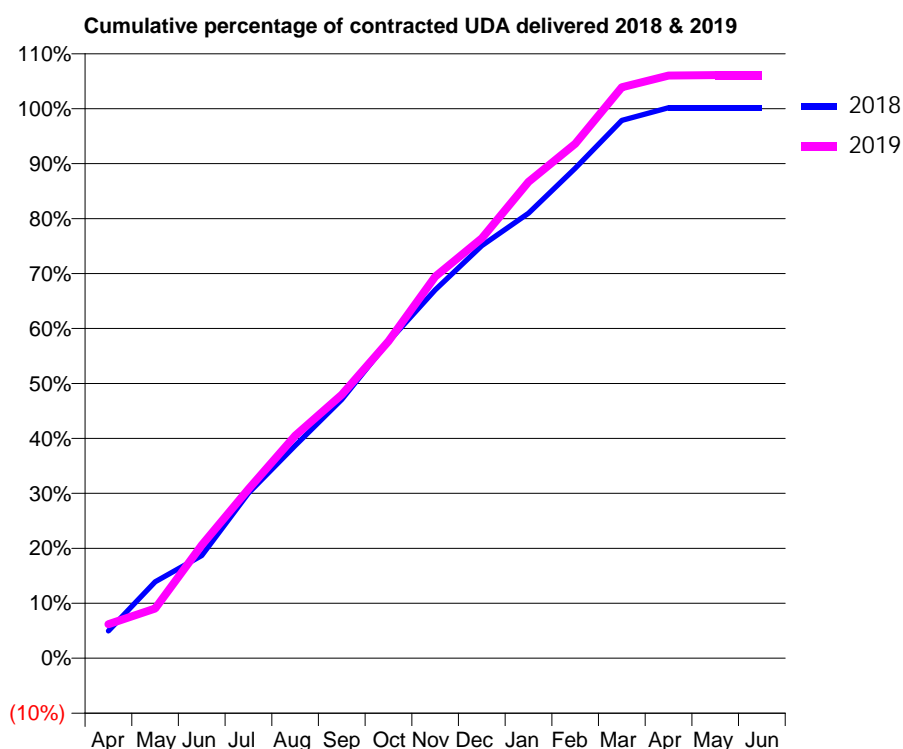
18/19 Contracted general activity (UDA)	11,069
Carry forward general activity (UDA)	0
18/19 Contracted orthodontic activity (UOA)	0
Carry forward orthodontic activity (UOA)	0
Baseline contract value	£299,755.75

ACCESS*

Patients seen in 24 months	Total	Change since previous quarter
Quarter ending March 2018	4,642	
Quarter ending June 2018	4,591	↓
Quarter ending September 2018	4,741	↑
Quarter ending December 2018	4,796	→
Quarter ending March 2019	4,814	→
Variance since March 2018	3.7%	↑



ACTIVITY



Month	Adjusted Scheduled Activity (UDA)	
	2018	2019
April	530	687
May	1,484	1,000
June	1,994	2,277
July	3,207	3,406
August	4,129	4,481
September	5,022	5,307
October	6,148	6,384
November	7,153	7,686
December	8,010	8,457
January	8,640	9,594
February	9,511	10,362
March	10,441	11,502
April	10,687	11,733
May	10,687	11,745
June	10,687	11,745

QUALITY

	Quantity	Base Number	Contract	AT	Region	England
% of FP17s for the same patient ID Re-attending within 3 months - Children	117	1,764	6.6%	9.7%	11.3%	11.8%
% of FP17s for the same patient ID Re-attending within 3 months - Adults	746	4,846	15.4%	14.0%	15.4%	15.7%
% of FP17s for the same patient ID Re-attending between 3 & 9 months - Children	870	1,764	49.3%	61.7%	61.3%	58.9%
% of FP17s for the same patient ID Re-attending between 3 & 9 months - Adults	2,245	4,846	46.3%	52.7%	52.1%	50.8%
% of FP17s for Band 1 Urgent Courses	562	6,649	8.5%	9.8%	9.5%	9.1%
% of FP17s Relating to Free Repair or Replacements	39	6,649	0.6%	0.6%	0.6%	0.8%
% of FP17s Relating to Continuations	181	6,649	2.7%	0.9%	0.8%	0.9%
% of Patients satisfied with the dentistry they have received	4	4	N/A	92.2%	92.4%	92.5%
% of Patients satisfied with the time they had to wait for an appointment	4	4	N/A	85.9%	86.3%	87.0%

* This is based on patients treated on this contract for their most recent course of treatment.

Figures in italics indicate the base number of FP17s or Patient Questionnaire responses are less than 100. N/A is shown where the base number of responses is less than 10 during the period. % is calculated as Quantity/Base number*100

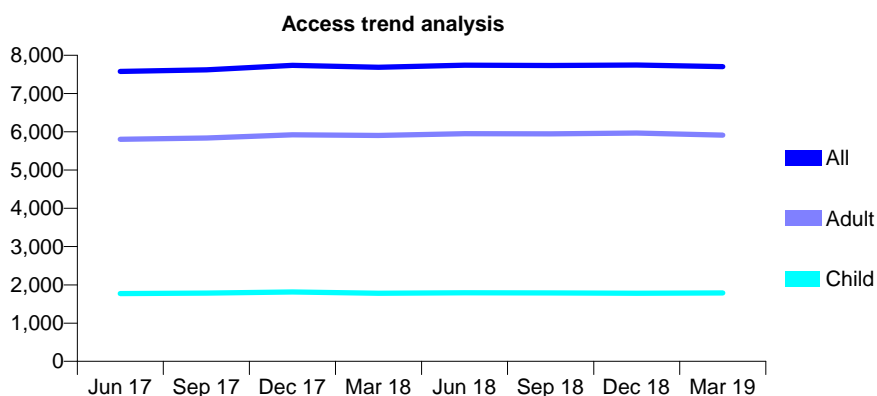
Q70 - Vital Signs At a Glance Contract Report for 651206/0001 - Year end March 2019

Name or company name	MRS HC CADDICK
Contract type name	GDS Contract
Purpose of contract	General
Contract start date	01/04/2006
Contract end date	

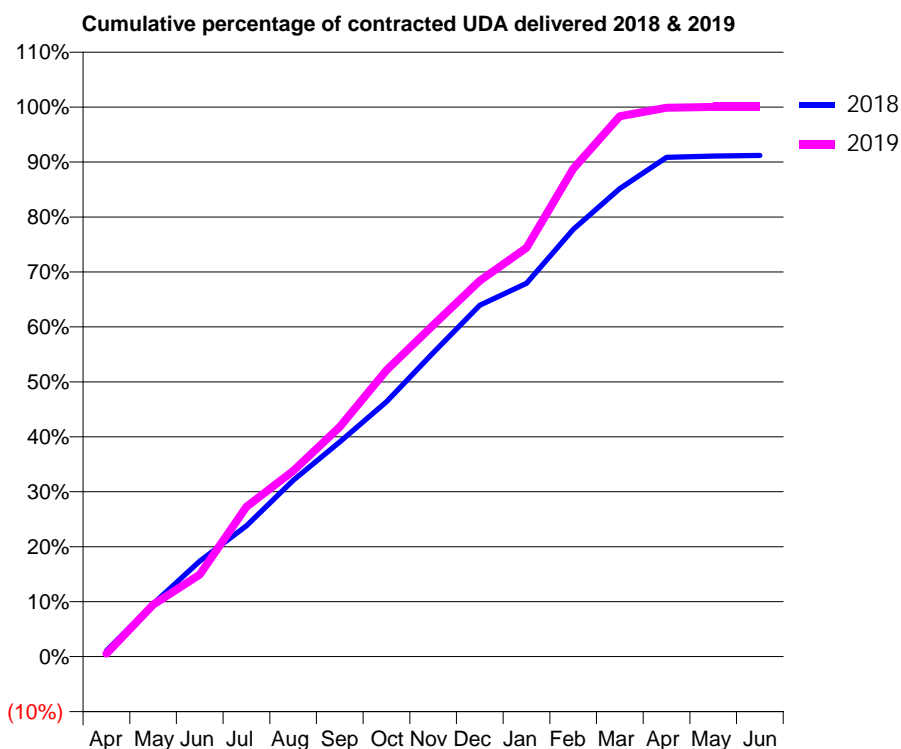
18/19 Contracted general activity (UDA)	23,601
Carry forward general activity (UDA)	944
18/19 Contracted orthodontic activity (UOA)	0
Carry forward orthodontic activity (UOA)	0
Baseline contract value	£687,107.32

ACCESS*

Patients seen in 24 months	Total	Change since previous quarter
Quarter ending March 2018	7,684	
Quarter ending June 2018	7,742	→
Quarter ending September 2018	7,734	→
Quarter ending December 2018	7,744	→
Quarter ending March 2019	7,703	→
Variance since March 2018	0.2%	→



ACTIVITY



Month	Adjusted Scheduled Activity (UDA)	
	2018	2019
April	255	130
May	2,262	2,228
June	4,099	3,526
July	5,623	6,441
August	7,575	7,977
September	9,223	9,864
October	10,946	12,298
November	13,050	14,232
December	15,089	16,140
January	16,035	17,558
February	18,347	20,956
March	20,099	23,204
April	21,438	23,572
May	21,494	23,602
June	21,525	23,606

QUALITY

	Quantity	Base Number	Contract	AT	Region	England
% of FP17s for the same patient ID Re-attending within 3 months - Children	186	2,812	6.6%	9.7%	11.3%	11.8%
% of FP17s for the same patient ID Re-attending within 3 months - Adults	1,259	9,060	13.9%	14.0%	15.4%	15.7%
% of FP17s for the same patient ID Re-attending between 3 & 9 months - Children	1,845	2,812	65.6%	61.7%	61.3%	58.9%
% of FP17s for the same patient ID Re-attending between 3 & 9 months - Adults	5,138	9,060	56.7%	52.7%	52.1%	50.8%
% of FP17s for Band 1 Urgent Courses	700	10,505	6.7%	9.8%	9.5%	9.1%
% of FP17s Relating to Free Repair or Replacements	101	10,505	1.0%	0.6%	0.6%	0.8%
% of FP17s Relating to Continuations	99	10,505	0.9%	0.9%	0.8%	0.9%
% of Patients satisfied with the dentistry they have received	9	10	90.0%	92.2%	92.4%	92.5%
% of Patients satisfied with the time they had to wait for an appointment	8	10	80.0%	85.9%	86.3%	87.0%

* This is based on patients treated on this contract for their most recent course of treatment. Figures in italics indicate the base number of FP17s or Patient Questionnaire responses are less than 100. N/A is shown where the base number of responses is less than 10 during the period. % is calculated as Quantity/Base number*100

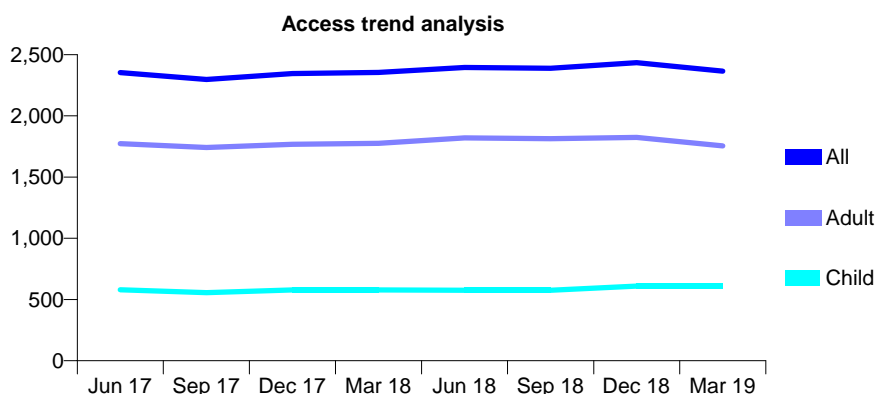
Q70 - Vital Signs At a Glance Contract Report for 657662/0001 - Year end March 2019

Name or company name	MR AJ SHEEHAN
Contract type name	GDS Contract
Purpose of contract	General
Contract start date	01/04/2006
Contract end date	

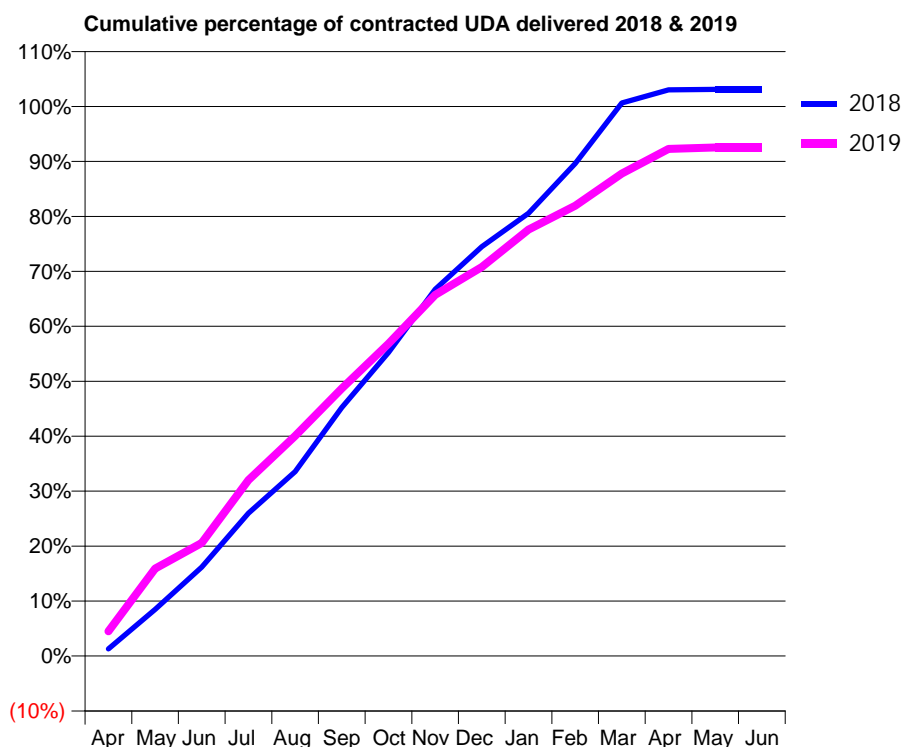
18/19 Contracted general activity (UDA)	3,610
Carry forward general activity (UDA)	0
18/19 Contracted orthodontic activity (UOA)	0
Carry forward orthodontic activity (UOA)	0
Baseline contract value	£86,721.50

ACCESS*

Patients seen in 24 months	Total	Change since previous quarter
Quarter ending March 2018	2,355	
Quarter ending June 2018	2,396	→
Quarter ending September 2018	2,389	→
Quarter ending December 2018	2,434	→
Quarter ending March 2019	2,365	↓
Variance since March 2018	0.4%	→



ACTIVITY



Month	Adjusted Scheduled Activity (UDA)	
	2018	2019
April	47	162
May	306	575
June	584	743
July	939	1,156
August	1,212	1,446
September	1,633	1,757
October	1,994	2,052
November	2,410	2,372
December	2,689	2,555
January	2,908	2,801
February	3,236	2,958
March	3,633	3,169
April	3,719	3,331
May	3,722	3,341
June	3,722	3,341

QUALITY

	Quantity	Base Number	Contract	AT	Region	England
% of FP17s for the same patient ID Re-attending within 3 months - Children	44	895	4.9%	9.7%	11.3%	11.8%
% of FP17s for the same patient ID Re-attending within 3 months - Adults	185	2,135	8.7%	14.0%	15.4%	15.7%
% of FP17s for the same patient ID Re-attending between 3 & 9 months - Children	534	895	59.7%	61.7%	61.3%	58.9%
% of FP17s for the same patient ID Re-attending between 3 & 9 months - Adults	1,262	2,135	59.1%	52.7%	52.1%	50.8%
% of FP17s for Band 1 Urgent Courses	46	1,821	2.5%	9.8%	9.5%	9.1%
% of FP17s Relating to Free Repair or Replacements	0	1,821	0.0%	0.6%	0.6%	0.8%
% of FP17s Relating to Continuations	21	1,821	1.2%	0.9%	0.8%	0.9%
% of Patients satisfied with the dentistry they have received	2	2	N/A	92.2%	92.4%	92.5%
% of Patients satisfied with the time they had to wait for an appointment	2	2	N/A	85.9%	86.3%	87.0%

* This is based on patients treated on this contract for their most recent course of treatment. Figures in italics indicate the base number of FP17s or Patient Questionnaire responses are less than 100. N/A is shown where the base number of responses is less than 10 during the period. % is calculated as Quantity/Base number*100

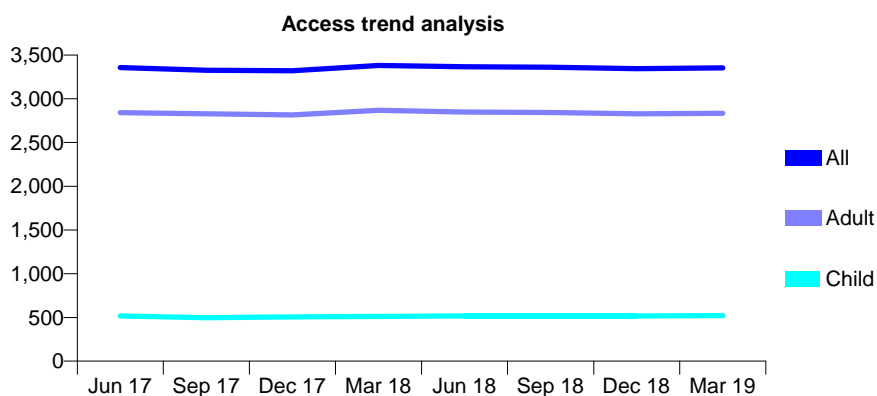
Q70 - Vital Signs At a Glance Contract Report for 659657/0001 - Year end March 2019

Name or company name	MR TM FRADGLEY
Contract type name	GDS Contract
Purpose of contract	General
Contract start date	01/04/2006
Contract end date	

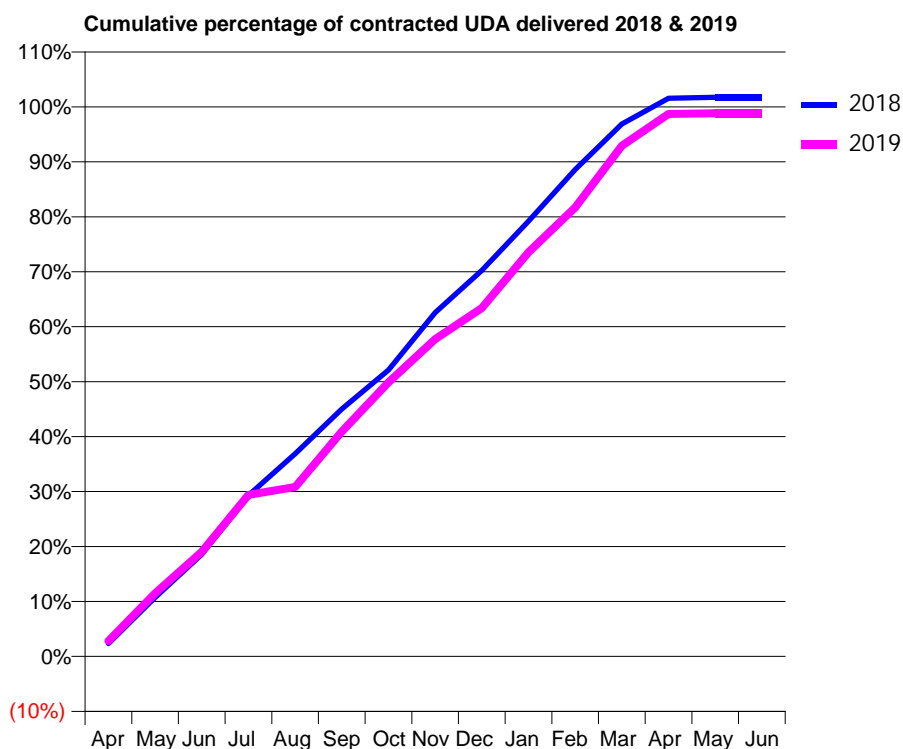
18/19 Contracted general activity (UDA)	11,037
Carry forward general activity (UDA)	0
18/19 Contracted orthodontic activity (UOA)	0
Carry forward orthodontic activity (UOA)	0
Baseline contract value	£258,494.36

ACCESS*

Patients seen in 24 months	Total	Change since previous quarter
Quarter ending March 2018	3,382	
Quarter ending June 2018	3,366	→
Quarter ending September 2018	3,360	→
Quarter ending December 2018	3,344	→
Quarter ending March 2019	3,355	→
Variance since March 2018	(0.8%)	→



ACTIVITY



Month	Adjusted Scheduled Activity (UDA)	
	2018	2019
April	258	308
May	1,185	1,267
June	2,051	2,100
July	3,235	3,245
August	4,070	3,402
September	4,968	4,515
October	5,751	5,506
November	6,907	6,374
December	7,752	6,997
January	8,741	8,117
February	9,780	9,018
March	10,693	10,254
April	11,210	10,893
May	11,230	10,908
June	11,230	10,908

QUALITY

	Quantity	Base Number	Contract	AT	Region	England
% of FP17s for the same patient ID Re-attending within 3 months - Children	17	576	3.0%	9.7%	11.3%	11.8%
% of FP17s for the same patient ID Re-attending within 3 months - Adults	187	3,060	6.1%	14.0%	15.4%	15.7%
% of FP17s for the same patient ID Re-attending between 3 & 9 months - Children	175	576	30.4%	61.7%	61.3%	58.9%
% of FP17s for the same patient ID Re-attending between 3 & 9 months - Adults	1,098	3,060	35.9%	52.7%	52.1%	50.8%
% of FP17s for Band 1 Urgent Courses	180	3,618	5.0%	9.8%	9.5%	9.1%
% of FP17s Relating to Free Repair or Replacements	14	3,618	0.4%	0.6%	0.6%	0.8%
% of FP17s Relating to Continuations	0	3,618	0.0%	0.9%	0.8%	0.9%
% of Patients satisfied with the dentistry they have received	0	0	N/A	92.2%	92.4%	92.5%
% of Patients satisfied with the time they had to wait for an appointment	0	0	N/A	85.9%	86.3%	87.0%

* This is based on patients treated on this contract for their most recent course of treatment. Figures in italics indicate the base number of FP17s or Patient Questionnaire responses are less than 100. N/A is shown where the base number of responses is less than 10 during the period. % is calculated as Quantity/Base number*100

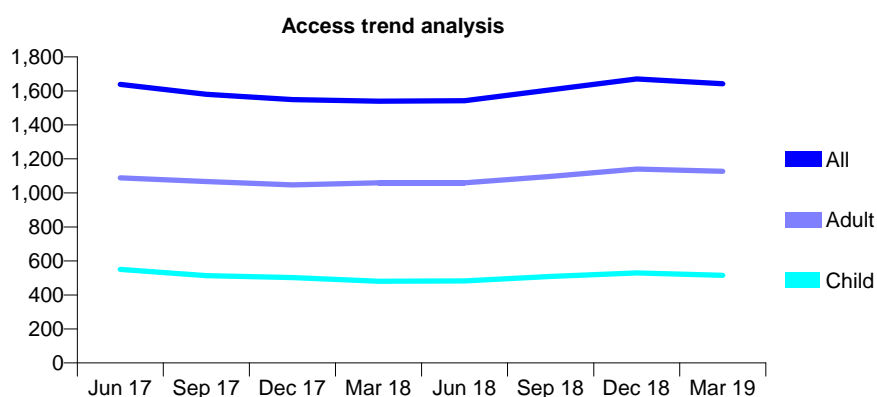
Q70 - Vital Signs At a Glance Contract Report for 674788/0001 - Year end March 2019

Name or company name	New Church Road Dental Surgery
Contract type name	GDS Contract
Purpose of contract	General
Contract start date	01/04/2006
Contract end date	

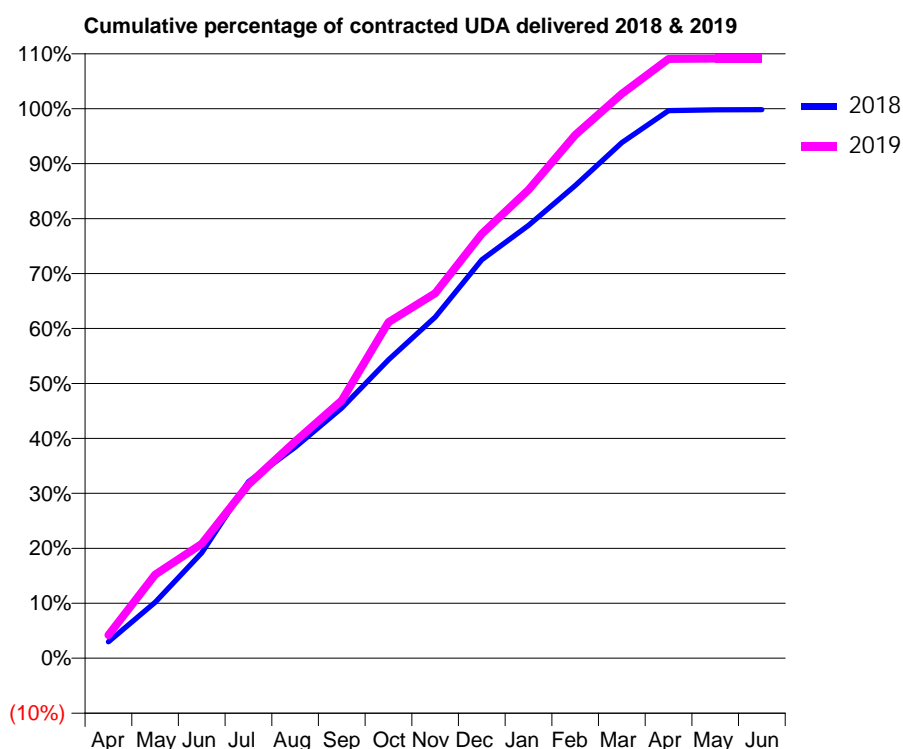
18/19 Contracted general activity (UDA)	3,828
Carry forward general activity (UDA)	7
18/19 Contracted orthodontic activity (UOA)	0
Carry forward orthodontic activity (UOA)	0
Baseline contract value	£102,713.12

ACCESS*

Patients seen in 24 months	Total	Change since previous quarter
Quarter ending March 2018	1,539	
Quarter ending June 2018	1,542	→
Quarter ending September 2018	1,606	↑
Quarter ending December 2018	1,670	↑
Quarter ending March 2019	1,642	↓
Variance since March 2018	6.7%	↑



ACTIVITY



Month	Adjusted Scheduled Activity (UDA)	
	2018	2019
April	114	161
May	390	583
June	734	797
July	1,229	1,210
August	1,470	1,510
September	1,744	1,795
October	2,079	2,340
November	2,377	2,542
December	2,775	2,956
January	3,015	3,263
February	3,293	3,645
March	3,591	3,932
April	3,815	4,175
May	3,820	4,176
June	3,821	4,176

QUALITY

	Quantity	Base Number	Contract	AT	Region	England
% of FP17s for the same patient ID Re-attending within 3 months - Children	27	816	3.3%	9.7%	11.3%	11.8%
% of FP17s for the same patient ID Re-attending within 3 months - Adults	86	1,700	5.1%	14.0%	15.4%	15.7%
% of FP17s for the same patient ID Re-attending between 3 & 9 months - Children	224	816	27.5%	61.7%	61.3%	58.9%
% of FP17s for the same patient ID Re-attending between 3 & 9 months - Adults	396	1,700	23.3%	52.7%	52.1%	50.8%
% of FP17s for Band 1 Urgent Courses	139	2,510	5.5%	9.8%	9.5%	9.1%
% of FP17s Relating to Free Repair or Replacements	11	2,510	0.4%	0.6%	0.6%	0.8%
% of FP17s Relating to Continuations	7	2,510	0.3%	0.9%	0.8%	0.9%
% of Patients satisfied with the dentistry they have received	1	1	N/A	92.2%	92.4%	92.5%
% of Patients satisfied with the time they had to wait for an appointment	1	1	N/A	85.9%	86.3%	87.0%

* This is based on patients treated on this contract for their most recent course of treatment.

Figures in italics indicate the base number of FP17s or Patient Questionnaire responses are less than 100. N/A is shown where the base number of responses is less than 10 during the period. % is calculated as Quantity/Base number*100

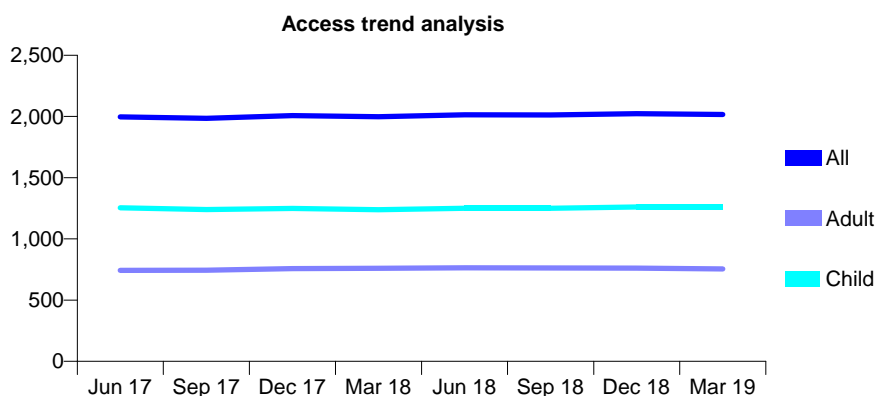
Q70 - Vital Signs At a Glance Contract Report for 675911/0001 - Year end March 2019

Name or company name	Acorn Dental Health
Contract type name	GDS Contract
Purpose of contract	General
Contract start date	01/04/2006
Contract end date	

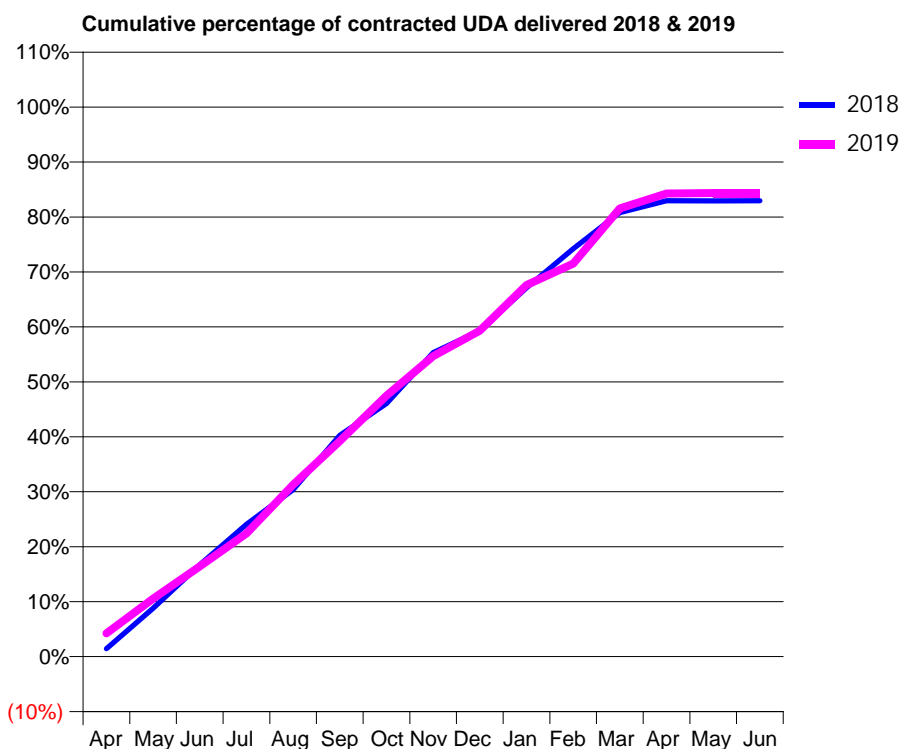
18/19 Contracted general activity (UDA)	5,400
Carry forward general activity (UDA)	0
18/19 Contracted orthodontic activity (UOA)	0
Carry forward orthodontic activity (UOA)	0
Baseline contract value	£140,201.32

ACCESS*

Patients seen in 24 months	Total	Change since previous quarter
Quarter ending March 2018	1,998	
Quarter ending June 2018	2,014	→
Quarter ending September 2018	2,013	→
Quarter ending December 2018	2,022	→
Quarter ending March 2019	2,016	→
Variance since March 2018	0.9%	→



ACTIVITY



Month	Adjusted Scheduled Activity (UDA)	
	2018	2019
April	78	228
May	476	571
June	903	886
July	1,299	1,211
August	1,641	1,689
September	2,175	2,118
October	2,487	2,563
November	2,987	2,953
December	3,202	3,202
January	3,624	3,651
February	4,008	3,861
March	4,363	4,404
April	4,480	4,550
May	4,478	4,554
June	4,479	4,554

QUALITY

	Quantity	Base Number	Contract	AT	Region	England
% of FP17s for the same patient ID Re-attending within 3 months - Children	107	2,109	5.1%	9.7%	11.3%	11.8%
% of FP17s for the same patient ID Re-attending within 3 months - Adults	109	1,014	10.7%	14.0%	15.4%	15.7%
% of FP17s for the same patient ID Re-attending between 3 & 9 months - Children	1,521	2,109	72.1%	61.7%	61.3%	58.9%
% of FP17s for the same patient ID Re-attending between 3 & 9 months - Adults	694	1,014	68.4%	52.7%	52.1%	50.8%
% of FP17s for Band 1 Urgent Courses	138	3,128	4.4%	9.8%	9.5%	9.1%
% of FP17s Relating to Free Repair or Replacements	3	3,128	0.1%	0.6%	0.6%	0.8%
% of FP17s Relating to Continuations	1	3,128	0.0%	0.9%	0.8%	0.9%
% of Patients satisfied with the dentistry they have received	1	1	N/A	92.2%	92.4%	92.5%
% of Patients satisfied with the time they had to wait for an appointment	1	1	N/A	85.9%	86.3%	87.0%

* This is based on patients treated on this contract for their most recent course of treatment. Figures in italics indicate the base number of FP17s or Patient Questionnaire responses are less than 100. N/A is shown where the base number of responses is less than 10 during the period. % is calculated as Quantity/Base number*100

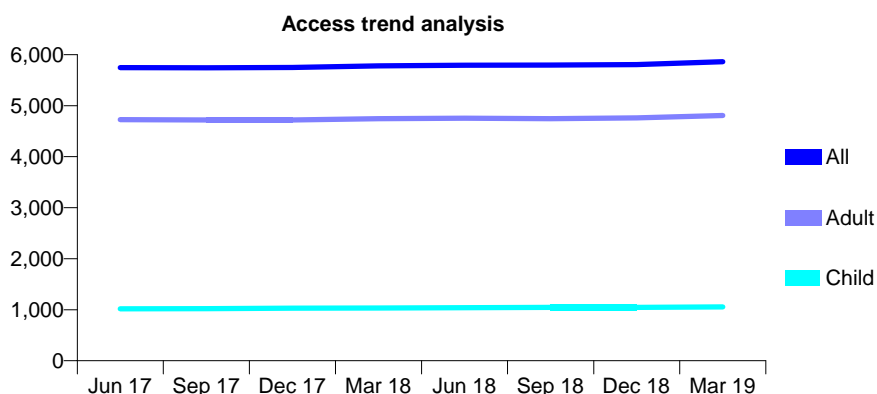
Q70 - Vital Signs At a Glance Contract Report for 677140/0001 - Year end March 2019

Name or company name	MR RG CARNALL
Contract type name	GDS Contract
Purpose of contract	General
Contract start date	01/04/2006
Contract end date	

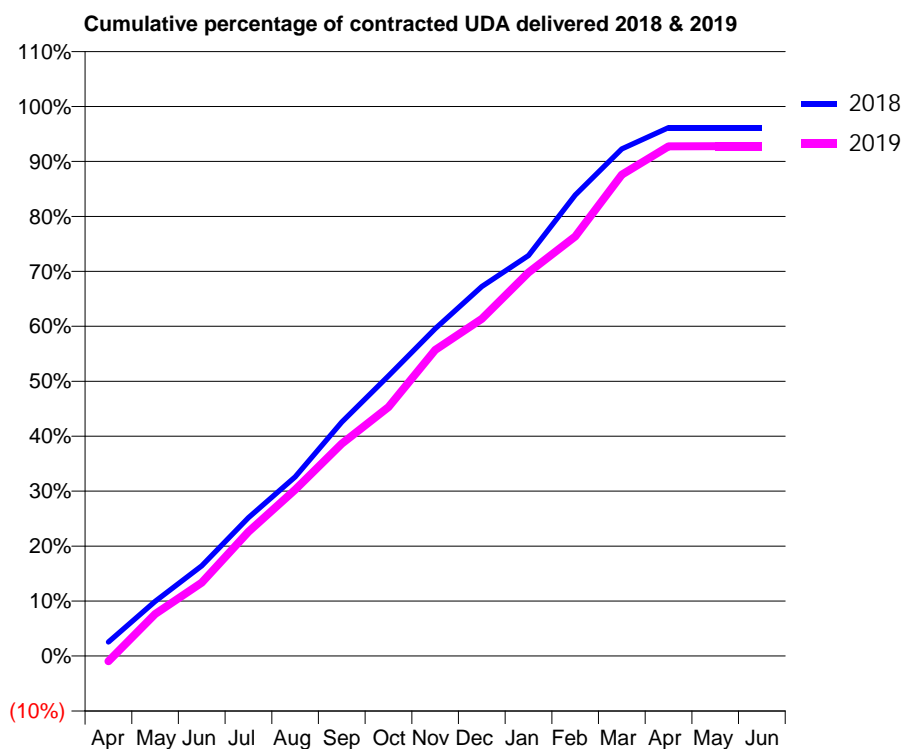
18/19 Contracted general activity (UDA)	17,500
Carry forward general activity (UDA)	674
18/19 Contracted orthodontic activity (UOA)	0
Carry forward orthodontic activity (UOA)	0
Baseline contract value	£388,087.83

ACCESS*

Patients seen in 24 months	Total	Change since previous quarter
Quarter ending March 2018	5,779	
Quarter ending June 2018	5,791	→
Quarter ending September 2018	5,794	→
Quarter ending December 2018	5,806	→
Quarter ending March 2019	5,862	→
Variance since March 2018	1.4%	→



ACTIVITY



Month	Adjusted Scheduled Activity (UDA)	
	2018	2019
April	449	-169
May	1,738	1,341
June	2,871	2,339
July	4,405	3,955
August	5,706	5,297
September	7,446	6,761
October	8,921	7,925
November	10,422	9,750
December	11,766	10,734
January	12,757	12,214
February	14,679	13,364
March	16,146	15,328
April	16,822	16,229
May	16,826	16,232
June	16,826	16,232

QUALITY

	Quantity	Base Number	Contract	AT	Region	England
% of FP17s for the same patient ID Re-attending within 3 months - Children	89	1,573	5.7%	9.7%	11.3%	11.8%
% of FP17s for the same patient ID Re-attending within 3 months - Adults	944	7,484	12.6%	14.0%	15.4%	15.7%
% of FP17s for the same patient ID Re-attending between 3 & 9 months - Children	992	1,573	63.1%	61.7%	61.3%	58.9%
% of FP17s for the same patient ID Re-attending between 3 & 9 months - Adults	4,707	7,484	62.9%	52.7%	52.1%	50.8%
% of FP17s for Band 1 Urgent Courses	622	9,156	6.8%	9.8%	9.5%	9.1%
% of FP17s Relating to Free Repair or Replacements	87	9,156	1.0%	0.6%	0.6%	0.8%
% of FP17s Relating to Continuations	200	9,156	2.2%	0.9%	0.8%	0.9%
% of Patients satisfied with the dentistry they have received	5	5	N/A	92.2%	92.4%	92.5%
% of Patients satisfied with the time they had to wait for an appointment	5	5	N/A	85.9%	86.3%	87.0%

* This is based on patients treated on this contract for their most recent course of treatment. Figures in italics indicate the base number of FP17s or Patient Questionnaire responses are less than 100. N/A is shown where the base number of responses is less than 10 during the period. % is calculated as Quantity/Base number*100

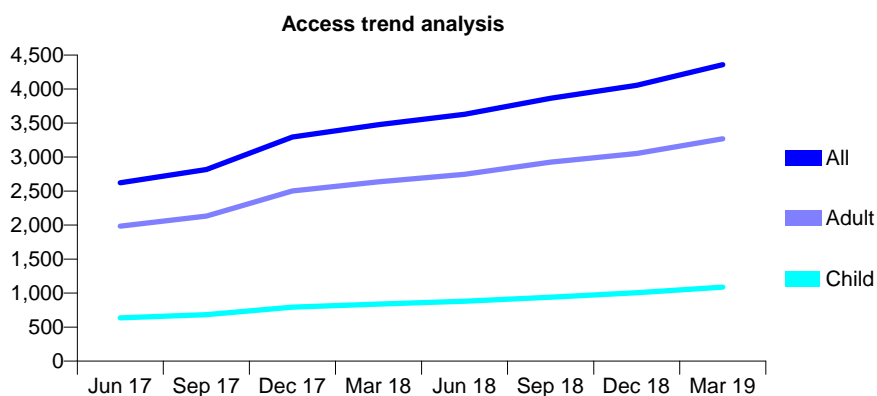
Q70 - Vital Signs At a Glance Contract Report for 688053/0001 - Year end March 2019

Name or company name	Burgess Road Dental Practice
Contract type name	GDS Contract
Purpose of contract	General
Contract start date	01/04/2006
Contract end date	

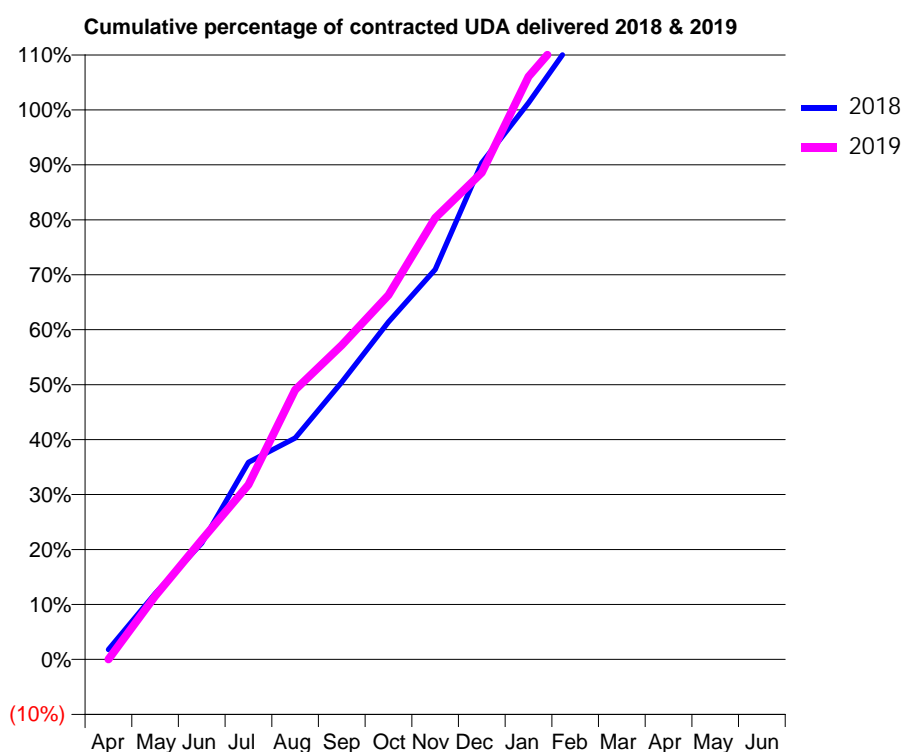
18/19 Contracted general activity (UDA)	7,768
Carry forward general activity (UDA)	0
18/19 Contracted orthodontic activity (UOA)	0
Carry forward orthodontic activity (UOA)	0
Baseline contract value	£253,623.51

ACCESS*

Patients seen in 24 months	Total	Change since previous quarter
Quarter ending March 2018	3,475	
Quarter ending June 2018	3,628	↑
Quarter ending September 2018	3,866	↑
Quarter ending December 2018	4,056	↑
Quarter ending March 2019	4,357	↑
Variance since March 2018	25.4%	↑



ACTIVITY



Month	Adjusted Scheduled Activity (UDA)	
	2018	2019
April	110	0
May	738	895
June	1,306	1,689
July	2,211	2,468
August	2,485	3,811
September	3,112	4,441
October	3,788	5,150
November	4,377	6,241
December	5,573	6,881
January	6,246	8,238
February	6,986	8,995
March	7,760	10,064
April	8,288	10,503
May	8,386	10,503
June	8,407	10,506

QUALITY

	Quantity	Base Number	Contract	AT	Region	England
% of FP17s for the same patient ID Re-attending within 3 months - Children	92	1,309	7.0%	9.7%	11.3%	11.8%
% of FP17s for the same patient ID Re-attending within 3 months - Adults	321	3,564	9.0%	14.0%	15.4%	15.7%
% of FP17s for the same patient ID Re-attending between 3 & 9 months - Children	504	1,309	38.5%	61.7%	61.3%	58.9%
% of FP17s for the same patient ID Re-attending between 3 & 9 months - Adults	1,223	3,564	34.3%	52.7%	52.1%	50.8%
% of FP17s for Band 1 Urgent Courses	502	4,795	10.5%	9.8%	9.5%	9.1%
% of FP17s Relating to Free Repair or Replacements	3	4,795	0.1%	0.6%	0.6%	0.8%
% of FP17s Relating to Continuations	19	4,795	0.4%	0.9%	0.8%	0.9%
% of Patients satisfied with the dentistry they have received	0	0	N/A	92.2%	92.4%	92.5%
% of Patients satisfied with the time they had to wait for an appointment	0	0	N/A	85.9%	86.3%	87.0%

* This is based on patients treated on this contract for their most recent course of treatment. Figures in italics indicate the base number of FP17s or Patient Questionnaire responses are less than 100. N/A is shown where the base number of responses is less than 10 during the period. % is calculated as Quantity/Base number*100

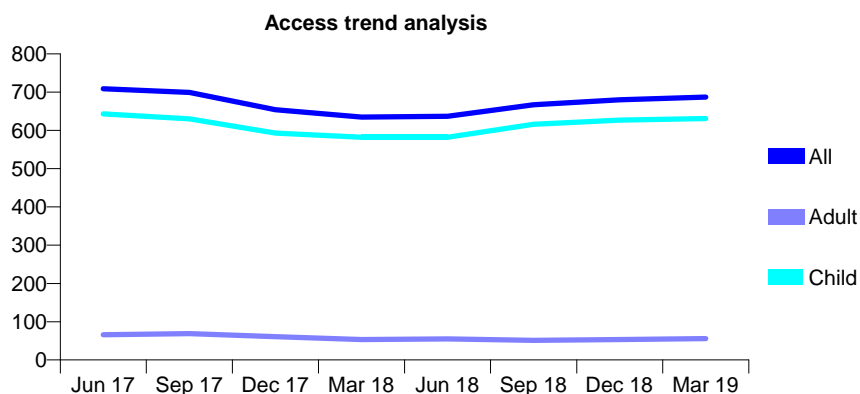
Q70 - Vital Signs At a Glance Contract Report for 732001/0001 - Year end March 2019

Name or company name	Mrs S Johnsen
Contract type name	GDS Contract
Purpose of contract	General
Contract start date	01/04/2006
Contract end date	

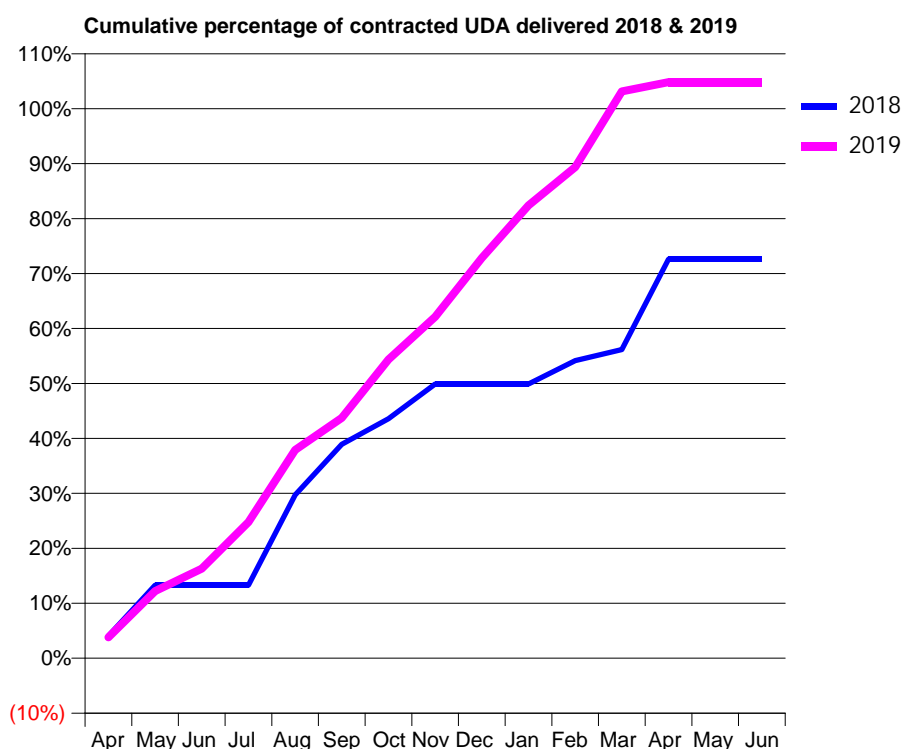
18/19 Contracted general activity (UDA)	1,400
Carry forward general activity (UDA)	0
18/19 Contracted orthodontic activity (UOA)	0
Carry forward orthodontic activity (UOA)	0
Baseline contract value	£37,444.82

ACCESS*

Patients seen in 24 months	Total	Change since previous quarter
Quarter ending March 2018	635	
Quarter ending June 2018	637	→
Quarter ending September 2018	667	↑
Quarter ending December 2018	680	→
Quarter ending March 2019	687	→
Variance since March 2018	8.2%	↑



ACTIVITY



Month	Adjusted Scheduled Activity (UDA)	
	2018	2019
April	57	53
May	186	171
June	186	228
July	186	347
August	416	531
September	545	612
October	610	761
November	699	870
December	699	1,019
January	699	1,154
February	758	1,251
March	786	1,444
April	1,017	1,468
May	1,017	1,468
June	1,017	1,468

QUALITY

	Quantity	Base Number	Contract	AT	Region	England
% of FP17s for the same patient ID Re-attending within 3 months - Children	52	1,170	4.4%	9.7%	11.3%	11.8%
% of FP17s for the same patient ID Re-attending within 3 months - Adults	0	4	0.0%	14.0%	15.4%	15.7%
% of FP17s for the same patient ID Re-attending between 3 & 9 months - Children	703	1,170	60.1%	61.7%	61.3%	58.9%
% of FP17s for the same patient ID Re-attending between 3 & 9 months - Adults	4	4	100.0%	52.7%	52.1%	50.8%
% of FP17s for Band 1 Urgent Courses	29	987	2.9%	9.8%	9.5%	9.1%
% of FP17s Relating to Free Repair or Replacements	0	987	0.0%	0.6%	0.6%	0.8%
% of FP17s Relating to Continuations	0	987	0.0%	0.9%	0.8%	0.9%
% of Patients satisfied with the dentistry they have received	1	1	N/A	92.2%	92.4%	92.5%
% of Patients satisfied with the time they had to wait for an appointment	1	1	N/A	85.9%	86.3%	87.0%

* This is based on patients treated on this contract for their most recent course of treatment. Figures in italics indicate the base number of FP17s or Patient Questionnaire responses are less than 100. N/A is shown where the base number of responses is less than 10 during the period. % is calculated as Quantity/Base number*100

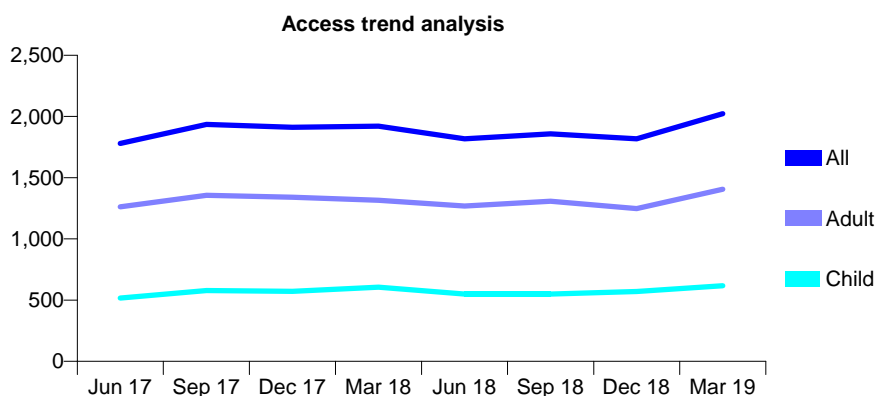
Q70 - Vital Signs At a Glance Contract Report for 735914/0001 - Year end March 2019

Name or company name	New Church Road Dental Surgery
Contract type name	GDS Contract
Purpose of contract	General
Contract start date	01/04/2006
Contract end date	

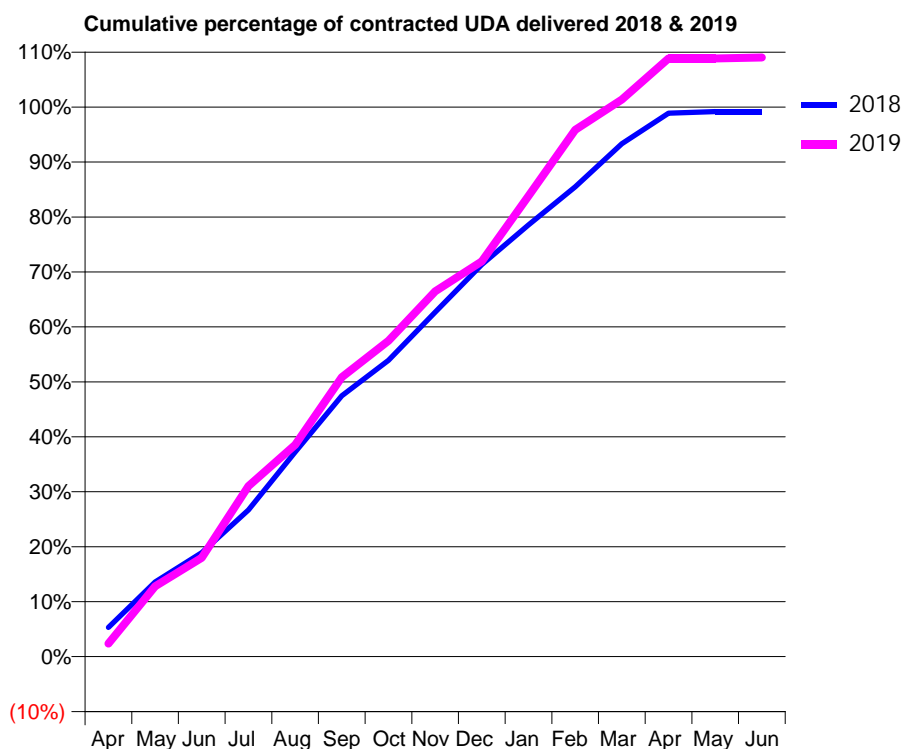
18/19 Contracted general activity (UDA)	4,745
Carry forward general activity (UDA)	39
18/19 Contracted orthodontic activity (UOA)	0
Carry forward orthodontic activity (UOA)	0
Baseline contract value	£123,002.26

ACCESS*

Patients seen in 24 months	Total	Change since previous quarter
Quarter ending March 2018	1,921	
Quarter ending June 2018	1,818	↓
Quarter ending September 2018	1,858	↑
Quarter ending December 2018	1,818	↓
Quarter ending March 2019	2,023	↑
Variance since March 2018	5.3%	↑



ACTIVITY



Month	Adjusted Scheduled Activity (UDA)	
	2018	2019
April	253	113
May	645	608
June	898	854
July	1,266	1,472
August	1,767	1,829
September	2,252	2,412
October	2,559	2,727
November	2,974	3,155
December	3,385	3,412
January	3,728	3,978
February	4,057	4,549
March	4,427	4,809
April	4,692	5,165
May	4,705	5,165
June	4,706	5,173

QUALITY

	Quantity	Base Number	Contract	AT	Region	England
% of FP17s for the same patient ID Re-attending within 3 months - Children	30	955	3.1%	9.7%	11.3%	11.8%
% of FP17s for the same patient ID Re-attending within 3 months - Adults	133	2,029	6.6%	14.0%	15.4%	15.7%
% of FP17s for the same patient ID Re-attending between 3 & 9 months - Children	310	955	32.5%	61.7%	61.3%	58.9%
% of FP17s for the same patient ID Re-attending between 3 & 9 months - Adults	544	2,029	26.8%	52.7%	52.1%	50.8%
% of FP17s for Band 1 Urgent Courses	150	3,025	5.0%	9.8%	9.5%	9.1%
% of FP17s Relating to Free Repair or Replacements	12	3,025	0.4%	0.6%	0.6%	0.8%
% of FP17s Relating to Continuations	7	3,025	0.2%	0.9%	0.8%	0.9%
% of Patients satisfied with the dentistry they have received	1	1	N/A	92.2%	92.4%	92.5%
% of Patients satisfied with the time they had to wait for an appointment	1	1	N/A	85.9%	86.3%	87.0%

* This is based on patients treated on this contract for their most recent course of treatment. Figures in italics indicate the base number of FP17s or Patient Questionnaire responses are less than 100. N/A is shown where the base number of responses is less than 10 during the period. % is calculated as Quantity/Base number*100

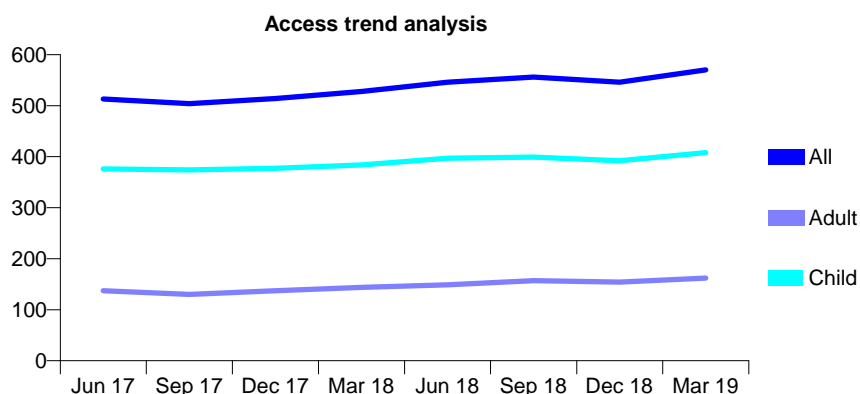
Q70 - Vital Signs At a Glance Contract Report for 737615/0001 - Year end March 2019

Name or company name	Forest Lodge Dental Practice
Contract type name	GDS Contract
Purpose of contract	General
Contract start date	01/04/2006
Contract end date	

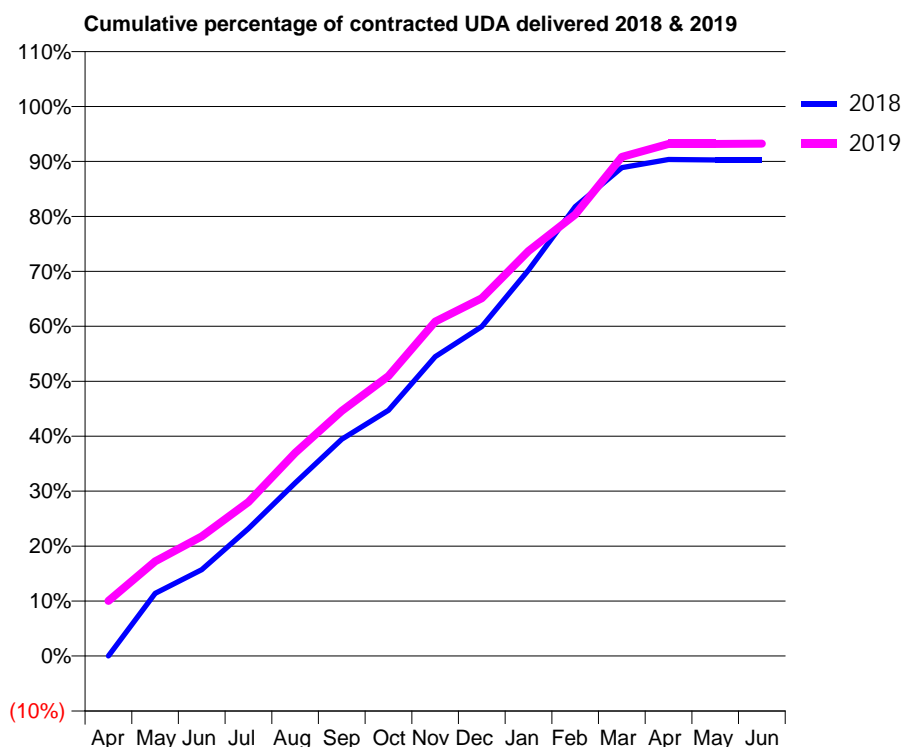
18/19 Contracted general activity (UDA)	1,275
Carry forward general activity (UDA)	0
18/19 Contracted orthodontic activity (UOA)	0
Carry forward orthodontic activity (UOA)	0
Baseline contract value	£33,151.34

ACCESS*

Patients seen in 24 months	Total	Change since previous quarter
Quarter ending March 2018	528	
Quarter ending June 2018	546	↑
Quarter ending September 2018	556	→
Quarter ending December 2018	546	↓
Quarter ending March 2019	570	↑
Variance since March 2018	8.0%	↑



ACTIVITY



Month	Adjusted Scheduled Activity (UDA)	
	2018	2019
April	0	128
May	145	220
June	200	278
July	296	357
August	402	471
September	503	569
October	570	650
November	694	776
December	764	830
January	895	940
February	1,042	1,024
March	1,133	1,158
April	1,152	1,188
May	1,151	1,188
June	1,151	1,189

QUALITY

	Quantity	Base Number	Contract	AT	Region	England
% of FP17s for the same patient ID Re-attending within 3 months - Children	41	700	5.9%	9.7%	11.3%	11.8%
% of FP17s for the same patient ID Re-attending within 3 months - Adults	9	174	5.2%	14.0%	15.4%	15.7%
% of FP17s for the same patient ID Re-attending between 3 & 9 months - Children	488	700	69.7%	61.7%	61.3%	58.9%
% of FP17s for the same patient ID Re-attending between 3 & 9 months - Adults	121	174	69.5%	52.7%	52.1%	50.8%
% of FP17s for Band 1 Urgent Courses	25	883	2.8%	9.8%	9.5%	9.1%
% of FP17s Relating to Free Repair or Replacements	0	883	0.0%	0.6%	0.6%	0.8%
% of FP17s Relating to Continuations	0	883	0.0%	0.9%	0.8%	0.9%
% of Patients satisfied with the dentistry they have received	0	0	N/A	92.2%	92.4%	92.5%
% of Patients satisfied with the time they had to wait for an appointment	0	0	N/A	85.9%	86.3%	87.0%

* This is based on patients treated on this contract for their most recent course of treatment. Figures in italics indicate the base number of FP17s or Patient Questionnaire responses are less than 100. N/A is shown where the base number of responses is less than 10 during the period. % is calculated as Quantity/Base number*100

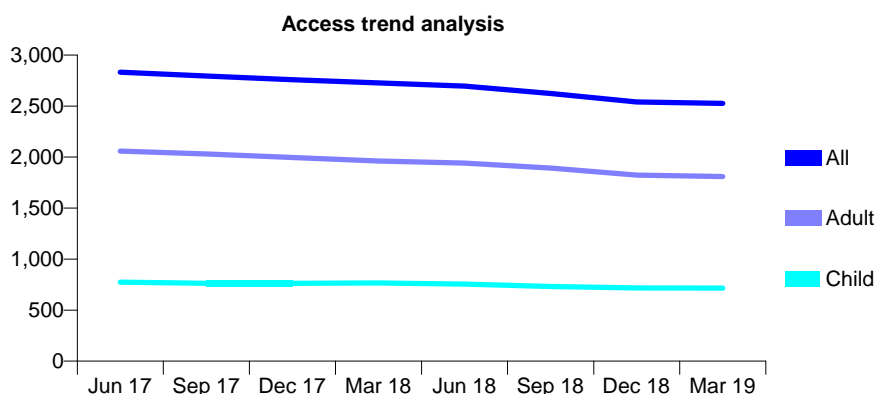
Q70 - Vital Signs At a Glance Contract Report for 739391/0001 - Year end March 2019

Name or company name	MR T SEAGAN
Contract type name	GDS Contract
Purpose of contract	General
Contract start date	01/04/2006
Contract end date	

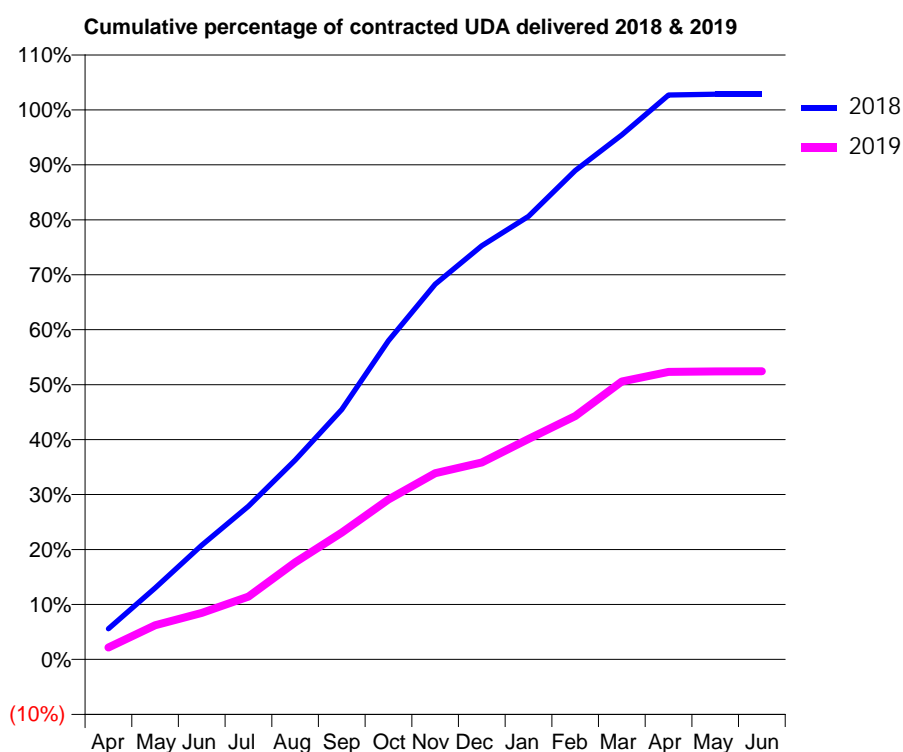
18/19 Contracted general activity (UDA)	5,309
Carry forward general activity (UDA)	0
18/19 Contracted orthodontic activity (UOA)	0
Carry forward orthodontic activity (UOA)	0
Baseline contract value	£144,792.11

ACCESS*

Patients seen in 24 months	Total	Change since previous quarter
Quarter ending March 2018	2,728	
Quarter ending June 2018	2,696	↓
Quarter ending September 2018	2,623	↓
Quarter ending December 2018	2,541	↓
Quarter ending March 2019	2,526	→
Variance since March 2018	(7.4%)	↓



ACTIVITY



Month	Adjusted Scheduled Activity (UDA)	
	2018	2019
April	163	115
May	379	331
June	607	449
July	815	608
August	1,059	939
September	1,328	1,226
October	1,693	1,546
November	1,994	1,799
December	2,198	1,903
January	2,354	2,131
February	2,597	2,350
March	2,787	2,684
April	2,999	2,778
May	3,004	2,782
June	3,004	2,783

QUALITY

	Quantity	Base Number	Contract	AT	Region	England
% of FP17s for the same patient ID Re-attending within 3 months - Children	56	800	7.0%	9.7%	11.3%	11.8%
% of FP17s for the same patient ID Re-attending within 3 months - Adults	298	1,988	15.0%	14.0%	15.4%	15.7%
% of FP17s for the same patient ID Re-attending between 3 & 9 months - Children	227	800	28.4%	61.7%	61.3%	58.9%
% of FP17s for the same patient ID Re-attending between 3 & 9 months - Adults	549	1,988	27.6%	52.7%	52.1%	50.8%
% of FP17s for Band 1 Urgent Courses	161	1,593	10.1%	9.8%	9.5%	9.1%
% of FP17s Relating to Free Repair or Replacements	2	1,593	0.1%	0.6%	0.6%	0.8%
% of FP17s Relating to Continuations	6	1,593	0.4%	0.9%	0.8%	0.9%
% of Patients satisfied with the dentistry they have received	0	0	N/A	92.2%	92.4%	92.5%
% of Patients satisfied with the time they had to wait for an appointment	0	0	N/A	85.9%	86.3%	87.0%

* This is based on patients treated on this contract for their most recent course of treatment. Figures in italics indicate the base number of FP17s or Patient Questionnaire responses are less than 100. N/A is shown where the base number of responses is less than 10 during the period. % is calculated as Quantity/Base number*100

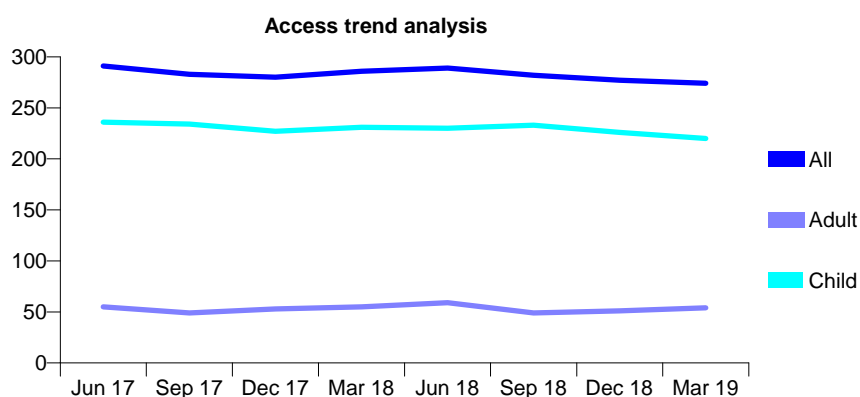
Q70 - Vital Signs At a Glance Contract Report for 739901/0001 - Year end March 2019

Name or company name	MR PD THORNHILL
Contract type name	GDS Contract
Purpose of contract	General
Contract start date	01/04/2006
Contract end date	

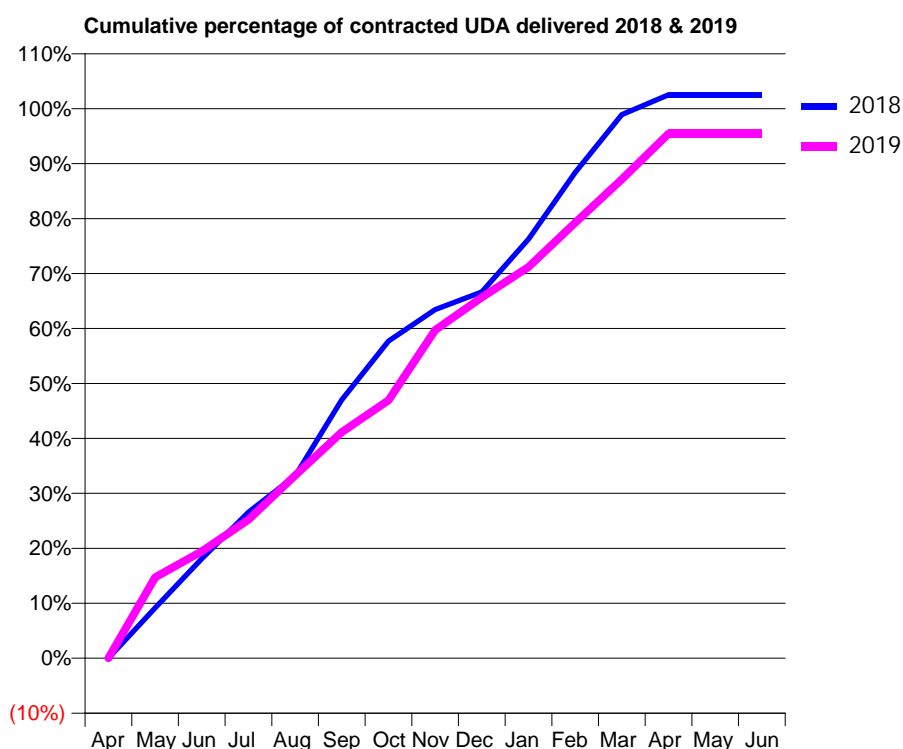
18/19 Contracted general activity (UDA)	470
Carry forward general activity (UDA)	0
18/19 Contracted orthodontic activity (UOA)	0
Carry forward orthodontic activity (UOA)	0
Baseline contract value	£11,279.77

ACCESS*

Patients seen in 24 months	Total	Change since previous quarter
Quarter ending March 2018	286	
Quarter ending June 2018	289	→
Quarter ending September 2018	282	↓
Quarter ending December 2018	277	↓
Quarter ending March 2019	274	↓
Variance since March 2018	(4.2%)	↓



ACTIVITY



Month	Adjusted Scheduled Activity (UDA)	
	2018	2019
April	0	0
May	43	69
June	85	91
July	125	118
August	156	156
September	221	193
October	271	221
November	298	281
December	313	309
January	358	335
February	415	373
March	465	410
April	482	449
May	482	449
June	482	449

QUALITY

	Quantity	Base Number	Contract	AT	Region	England
% of FP17s for the same patient ID Re-attending within 3 months - Children	16	360	4.4%	9.7%	11.3%	11.8%
% of FP17s for the same patient ID Re-attending within 3 months - Adults	1	17	5.9%	14.0%	15.4%	15.7%
% of FP17s for the same patient ID Re-attending between 3 & 9 months - Children	261	360	72.5%	61.7%	61.3%	58.9%
% of FP17s for the same patient ID Re-attending between 3 & 9 months - Adults	13	17	76.5%	52.7%	52.1%	50.8%
% of FP17s for Band 1 Urgent Courses	4	392	1.0%	9.8%	9.5%	9.1%
% of FP17s Relating to Free Repair or Replacements	0	392	0.0%	0.6%	0.6%	0.8%
% of FP17s Relating to Continuations	0	392	0.0%	0.9%	0.8%	0.9%
% of Patients satisfied with the dentistry they have received	0	0	N/A	92.2%	92.4%	92.5%
% of Patients satisfied with the time they had to wait for an appointment	0	0	N/A	85.9%	86.3%	87.0%

* This is based on patients treated on this contract for their most recent course of treatment.

Figures in italics indicate the base number of FP17s or Patient Questionnaire responses are less than 100. N/A is shown where the base number of responses is less than 10 during the period. % is calculated as Quantity/Base number*100

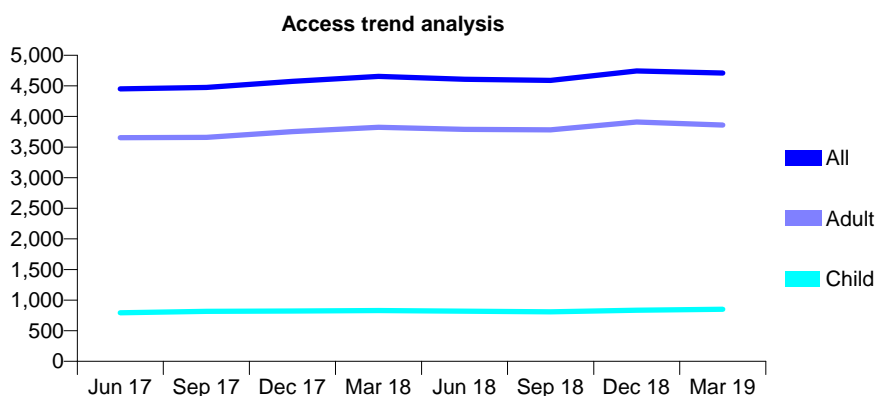
Q70 - Vital Signs At a Glance Contract Report for 741833/0001 - Year end March 2019

Name or company name	Eastleigh Dental Surgery Partnership
Contract type name	GDS Contract
Purpose of contract	General
Contract start date	01/04/2006
Contract end date	

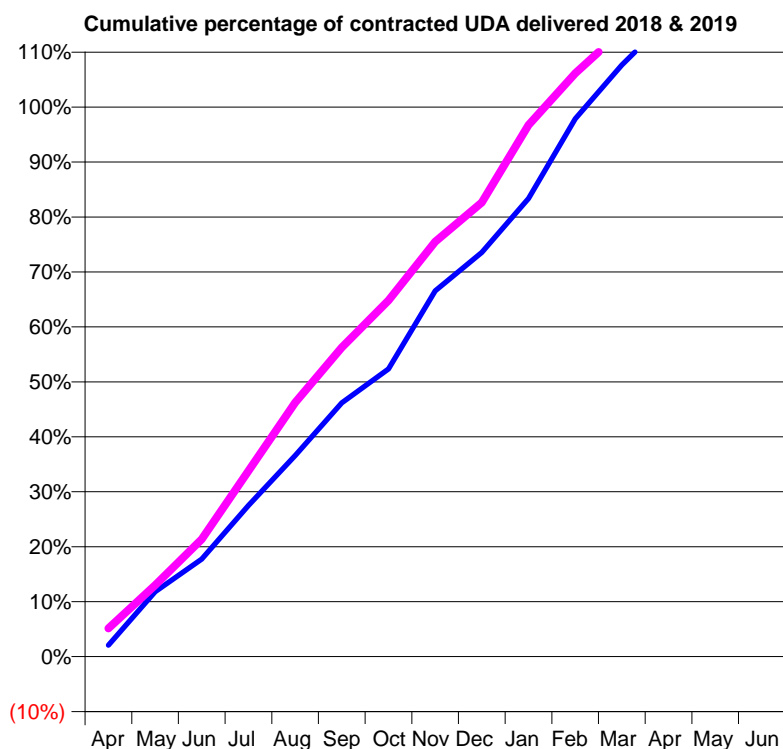
18/19 Contracted general activity (UDA)	12,000
Carry forward general activity (UDA)	0
18/19 Contracted orthodontic activity (UOA)	0
Carry forward orthodontic activity (UOA)	0
Baseline contract value	£369,439.59

ACCESS*

Patients seen in 24 months	Total	Change since previous quarter
Quarter ending March 2018	4,654	
Quarter ending June 2018	4,610	→
Quarter ending September 2018	4,590	→
Quarter ending December 2018	4,745	↑
Quarter ending March 2019	4,710	→
Variance since March 2018	1.2%	→



ACTIVITY



Month	Adjusted Scheduled Activity (UDA)	
	2018	2019
April	251	618
May	1,417	1,563
June	2,131	2,563
July	3,302	4,055
August	4,390	5,549
September	5,539	6,751
October	6,282	7,778
November	7,987	9,062
December	8,825	9,916
January	10,004	11,607
February	11,744	12,735
March	12,916	13,660
April	13,933	14,202
May	13,906	14,345
June	13,907	14,345

QUALITY

	Quantity	Base Number	Contract	AT	Region	England
% of FP17s for the same patient ID Re-attending within 3 months - Children	91	1,285	7.1%	9.7%	11.3%	11.8%
% of FP17s for the same patient ID Re-attending within 3 months - Adults	947	5,940	15.9%	14.0%	15.4%	15.7%
% of FP17s for the same patient ID Re-attending between 3 & 9 months - Children	761	1,285	59.2%	61.7%	61.3%	58.9%
% of FP17s for the same patient ID Re-attending between 3 & 9 months - Adults	3,336	5,940	56.2%	52.7%	52.1%	50.8%
% of FP17s for Band 1 Urgent Courses	713	7,119	10.0%	9.8%	9.5%	9.1%
% of FP17s Relating to Free Repair or Replacements	55	7,119	0.8%	0.6%	0.6%	0.8%
% of FP17s Relating to Continuations	54	7,119	0.8%	0.9%	0.8%	0.9%
% of Patients satisfied with the dentistry they have received	8	11	72.7%	92.2%	92.4%	92.5%
% of Patients satisfied with the time they had to wait for an appointment	10	11	90.9%	85.9%	86.3%	87.0%

* This is based on patients treated on this contract for their most recent course of treatment. Figures in italics indicate the base number of FP17s or Patient Questionnaire responses are less than 100. N/A is shown where the base number of responses is less than 10 during the period. % is calculated as Quantity/Base number*100

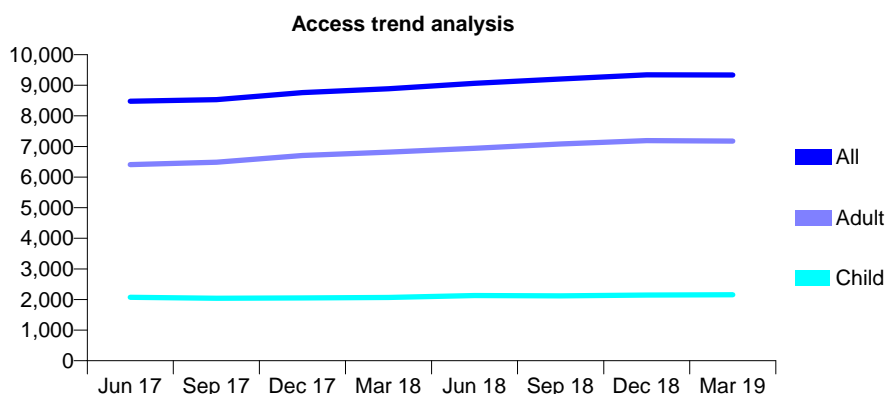
Q70 - Vital Signs At a Glance Contract Report for 750026/0001 - Year end March 2019

Name or company name	Royal Terrace Dental Practice
Contract type name	GDS Contract
Purpose of contract	General
Contract start date	01/04/2006
Contract end date	

18/19 Contracted general activity (UDA)	16,700
Carry forward general activity (UDA)	0
18/19 Contracted orthodontic activity (UOA)	0
Carry forward orthodontic activity (UOA)	0
Baseline contract value	£453,764.14

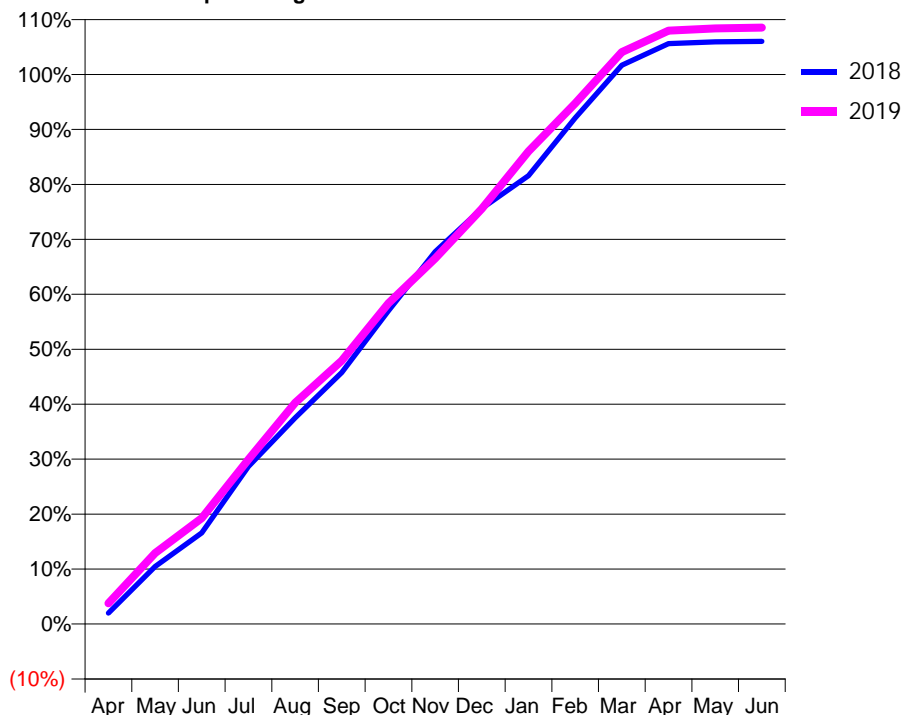
ACCESS*

Patients seen in 24 months	Total	Change since previous quarter
Quarter ending March 2018	8,886	
Quarter ending June 2018	9,065	↑
Quarter ending September 2018	9,204	→
Quarter ending December 2018	9,340	→
Quarter ending March 2019	9,335	→
Variance since March 2018	5.1%	↑



ACTIVITY

Cumulative percentage of contracted UDA delivered 2018 & 2019



Month	Adjusted Scheduled Activity (UDA)	
	2018	2019
April	336	630
May	1,749	2,160
June	2,770	3,215
July	4,789	5,002
August	6,268	6,725
September	7,640	8,003
October	9,521	9,750
November	11,318	11,109
December	12,627	12,618
January	13,627	14,366
February	15,380	15,825
March	16,979	17,380
April	17,638	18,031
May	17,693	18,097
June	17,704	18,120

QUALITY

	Quantity	Base Number	Contract	AT	Region	England
% of FP17s for the same patient ID Re-attending within 3 months - Children	74	2,270	3.3%	9.7%	11.3%	11.8%
% of FP17s for the same patient ID Re-attending within 3 months - Adults	972	7,428	13.1%	14.0%	15.4%	15.7%
% of FP17s for the same patient ID Re-attending between 3 & 9 months - Children	577	2,270	25.4%	61.7%	61.3%	58.9%
% of FP17s for the same patient ID Re-attending between 3 & 9 months - Adults	1,858	7,428	25.0%	52.7%	52.1%	50.8%
% of FP17s for Band 1 Urgent Courses	1,005	9,656	10.4%	9.8%	9.5%	9.1%
% of FP17s Relating to Free Repair or Replacements	80	9,656	0.8%	0.6%	0.6%	0.8%
% of FP17s Relating to Continuations	37	9,656	0.4%	0.9%	0.8%	0.9%
% of Patients satisfied with the dentistry they have received	2	2	N/A	92.2%	92.4%	92.5%
% of Patients satisfied with the time they had to wait for an appointment	2	2	N/A	85.9%	86.3%	87.0%

* This is based on patients treated on this contract for their most recent course of treatment. Figures in italics indicate the base number of FP17s or Patient Questionnaire responses are less than 100. N/A is shown where the base number of responses is less than 10 during the period. % is calculated as Quantity/Base number*100

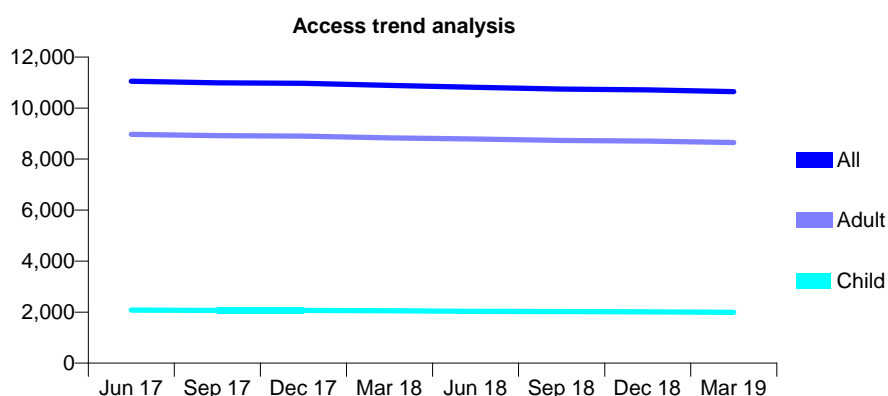
Q70 - Vital Signs At a Glance Contract Report for 755648/0001 - Year end March 2019

Name or company name	MR SM SHILLAKER
Contract type name	GDS Contract
Purpose of contract	General
Contract start date	01/04/2006
Contract end date	

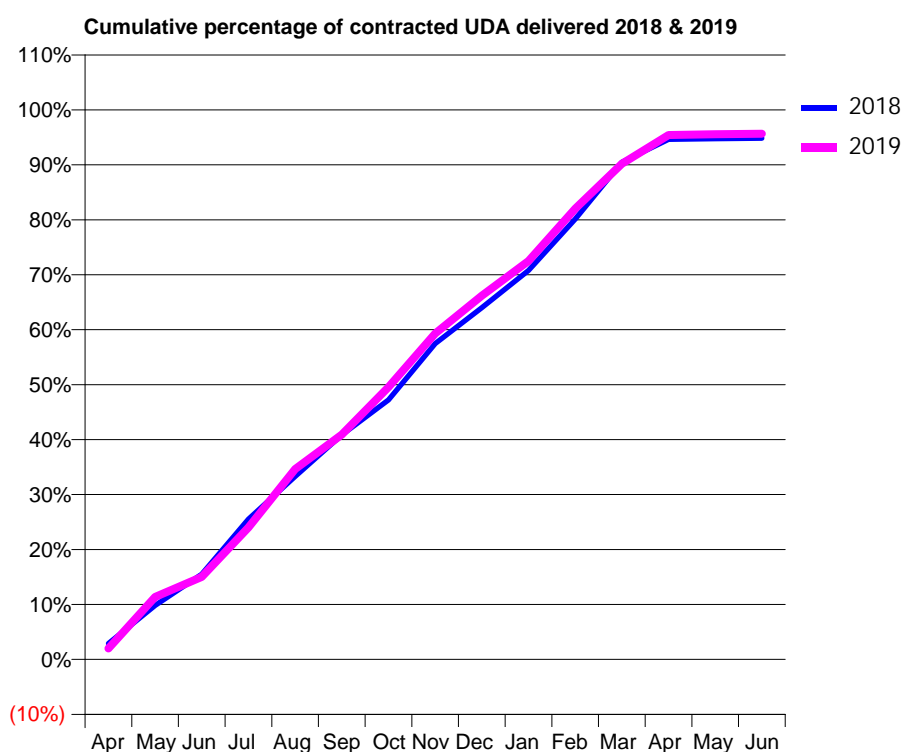
18/19 Contracted general activity (UDA)	29,000
Carry forward general activity (UDA)	0
18/19 Contracted orthodontic activity (UOA)	0
Carry forward orthodontic activity (UOA)	0
Baseline contract value	£771,661.63

ACCESS*

Patients seen in 24 months	Total	Change since previous quarter
Quarter ending March 2018	10,888	
Quarter ending June 2018	10,817	→
Quarter ending September 2018	10,750	→
Quarter ending December 2018	10,711	→
Quarter ending March 2019	10,644	→
Variance since March 2018	(2.2%)	↓



ACTIVITY



Month	Adjusted Scheduled Activity (UDA)	
	2018	2019
April	838	577
May	2,851	3,294
June	4,497	4,356
July	7,397	6,965
August	9,658	10,046
September	11,851	11,863
October	13,688	14,364
November	16,670	17,193
December	18,560	19,196
January	20,523	21,021
February	23,237	23,790
March	26,233	26,153
April	27,445	27,670
May	27,477	27,716
June	27,507	27,740

QUALITY

	Quantity	Base Number	Contract	AT	Region	England
% of FP17s for the same patient ID Re-attending within 3 months - Children	173	3,381	5.1%	9.7%	11.3%	11.8%
% of FP17s for the same patient ID Re-attending within 3 months - Adults	1,466	12,740	11.5%	14.0%	15.4%	15.7%
% of FP17s for the same patient ID Re-attending between 3 & 9 months - Children	2,306	3,381	68.2%	61.7%	61.3%	58.9%
% of FP17s for the same patient ID Re-attending between 3 & 9 months - Adults	6,892	12,740	54.1%	52.7%	52.1%	50.8%
% of FP17s for Band 1 Urgent Courses	1,152	15,873	7.3%	9.8%	9.5%	9.1%
% of FP17s Relating to Free Repair or Replacements	85	15,873	0.5%	0.6%	0.6%	0.8%
% of FP17s Relating to Continuations	162	15,873	1.0%	0.9%	0.8%	0.9%
% of Patients satisfied with the dentistry they have received	1	1	N/A	92.2%	92.4%	92.5%
% of Patients satisfied with the time they had to wait for an appointment	1	1	N/A	85.9%	86.3%	87.0%

* This is based on patients treated on this contract for their most recent course of treatment. Figures in italics indicate the base number of FP17s or Patient Questionnaire responses are less than 100. N/A is shown where the base number of responses is less than 10 during the period. % is calculated as Quantity/Base number*100

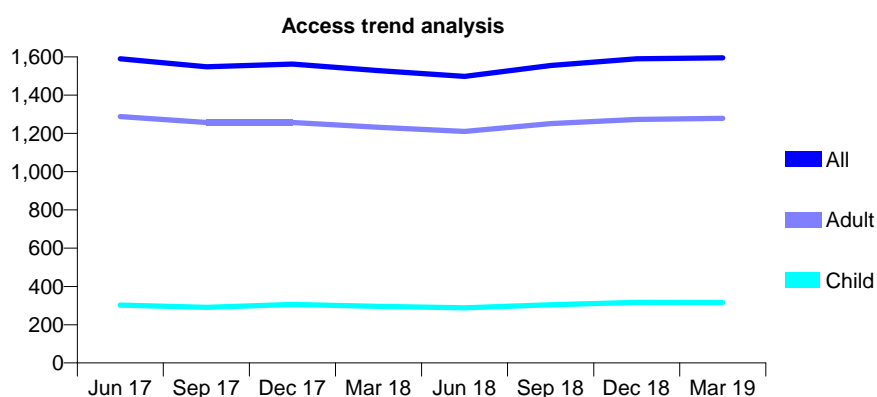
Q70 - Vital Signs At a Glance Contract Report for 765201/0001 - Year end March 2019

Name or company name	MR A SHENYAN
Contract type name	GDS Contract
Purpose of contract	General
Contract start date	01/04/2006
Contract end date	

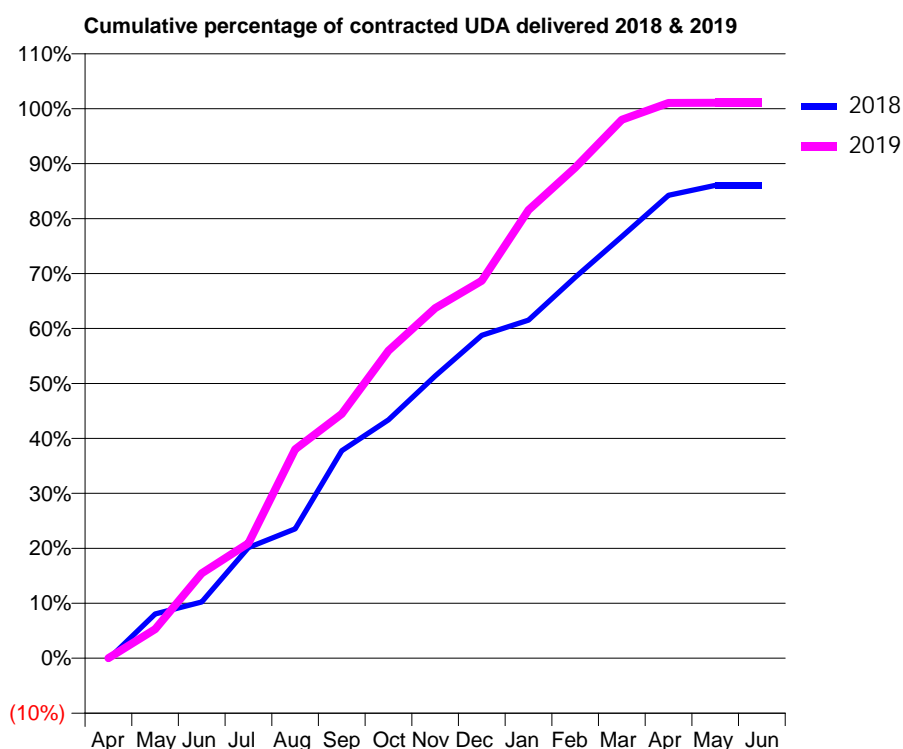
18/19 Contracted general activity (UDA)	7,650
Carry forward general activity (UDA)	0
18/19 Contracted orthodontic activity (UOA)	0
Carry forward orthodontic activity (UOA)	0
Baseline contract value	£215,430.73

ACCESS*

Patients seen in 24 months	Total	Change since previous quarter
Quarter ending March 2018	1,528	
Quarter ending June 2018	1,498	↓
Quarter ending September 2018	1,555	↑
Quarter ending December 2018	1,590	↑
Quarter ending March 2019	1,595	→
Variance since March 2018	4.4%	↑



ACTIVITY



Month	Adjusted Scheduled Activity (UDA)	
	2018	2019
April	-13	0
May	616	406
June	782	1,182
July	1,542	1,602
August	1,802	2,908
September	2,890	3,402
October	3,318	4,283
November	3,929	4,874
December	4,496	5,254
January	4,706	6,238
February	5,304	6,829
March	5,869	7,495
April	6,444	7,730
May	6,582	7,731
June	6,582	7,731

QUALITY

	Quantity	Base Number	Contract	AT	Region	England
% of FP17s for the same patient ID Re-attending within 3 months - Children	21	444	4.7%	9.7%	11.3%	11.8%
% of FP17s for the same patient ID Re-attending within 3 months - Adults	326	2,030	16.1%	14.0%	15.4%	15.7%
% of FP17s for the same patient ID Re-attending between 3 & 9 months - Children	241	444	54.3%	61.7%	61.3%	58.9%
% of FP17s for the same patient ID Re-attending between 3 & 9 months - Adults	1,120	2,030	55.2%	52.7%	52.1%	50.8%
% of FP17s for Band 1 Urgent Courses	60	2,369	2.5%	9.8%	9.5%	9.1%
% of FP17s Relating to Free Repair or Replacements	43	2,369	1.8%	0.6%	0.6%	0.8%
% of FP17s Relating to Continuations	39	2,369	1.6%	0.9%	0.8%	0.9%
% of Patients satisfied with the dentistry they have received	2	3	N/A	92.2%	92.4%	92.5%
% of Patients satisfied with the time they had to wait for an appointment	3	3	N/A	85.9%	86.3%	87.0%

* This is based on patients treated on this contract for their most recent course of treatment.

Figures in italics indicate the base number of FP17s or Patient Questionnaire responses are less than 100. N/A is shown where the base number of responses is less than 10 during the period. % is calculated as Quantity/Base number*100

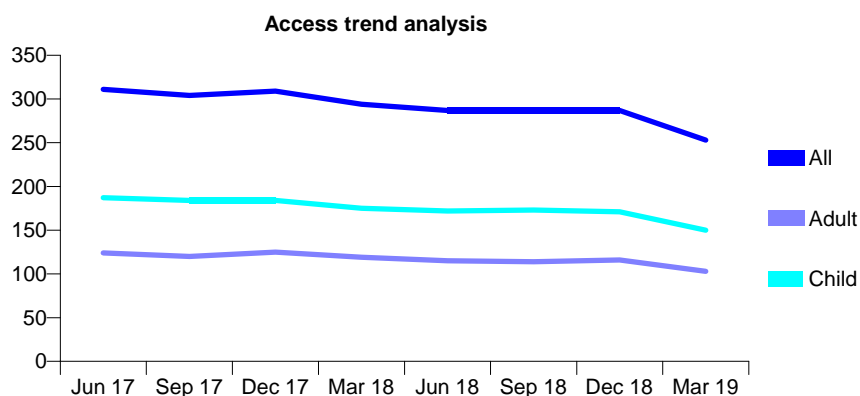
Q70 - Vital Signs At a Glance Contract Report for 766542/0001 - Year end March 2019

Name or company name	MISS LJ PEARCE
Contract type name	GDS Contract
Purpose of contract	General
Contract start date	01/04/2006
Contract end date	

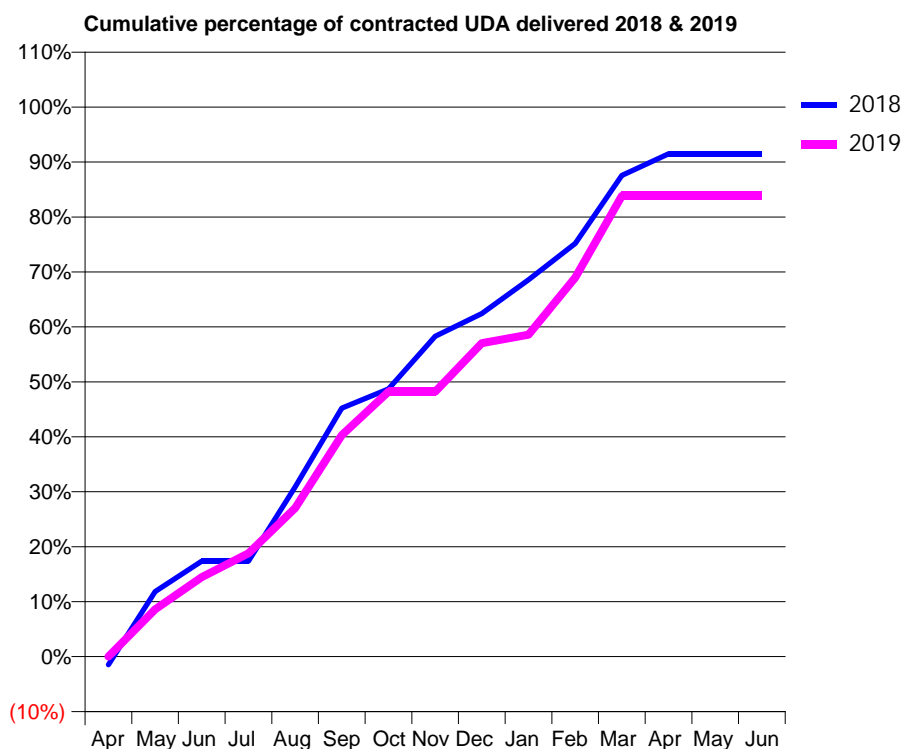
18/19 Contracted general activity (UDA)	800
Carry forward general activity (UDA)	0
18/19 Contracted orthodontic activity (UOA)	0
Carry forward orthodontic activity (UOA)	0
Baseline contract value	£18,469.18

ACCESS*

Patients seen in 24 months	Total	Change since previous quarter
Quarter ending March 2018	294	
Quarter ending June 2018	287	↓
Quarter ending September 2018	287	→
Quarter ending December 2018	287	→
Quarter ending March 2019	253	↓
Variance since March 2018	(13.9%)	↓



ACTIVITY



Month	Adjusted Scheduled Activity (UDA)	
	2018	2019
April	-12	0
May	95	62
June	139	104
July	139	135
August	247	194
September	362	289
October	390	346
November	466	346
December	499	409
January	549	420
February	602	495
March	701	601
April	732	601
May	732	601
June	732	601

QUALITY

	Quantity	Base Number	Contract	AT	Region	England
% of FP17s for the same patient ID Re-attending within 3 months - Children	14	259	5.4%	9.7%	11.3%	11.8%
% of FP17s for the same patient ID Re-attending within 3 months - Adults	25	163	15.3%	14.0%	15.4%	15.7%
% of FP17s for the same patient ID Re-attending between 3 & 9 months - Children	190	259	73.4%	61.7%	61.3%	58.9%
% of FP17s for the same patient ID Re-attending between 3 & 9 months - Adults	91	163	55.8%	52.7%	52.1%	50.8%
% of FP17s for Band 1 Urgent Courses	20	400	5.0%	9.8%	9.5%	9.1%
% of FP17s Relating to Free Repair or Replacements	1	400	0.3%	0.6%	0.6%	0.8%
% of FP17s Relating to Continuations	1	400	0.3%	0.9%	0.8%	0.9%
% of Patients satisfied with the dentistry they have received	0	0	N/A	92.2%	92.4%	92.5%
% of Patients satisfied with the time they had to wait for an appointment	0	0	N/A	85.9%	86.3%	87.0%

* This is based on patients treated on this contract for their most recent course of treatment. Figures in italics indicate the base number of FP17s or Patient Questionnaire responses are less than 100. N/A is shown where the base number of responses is less than 10 during the period. % is calculated as Quantity/Base number*100

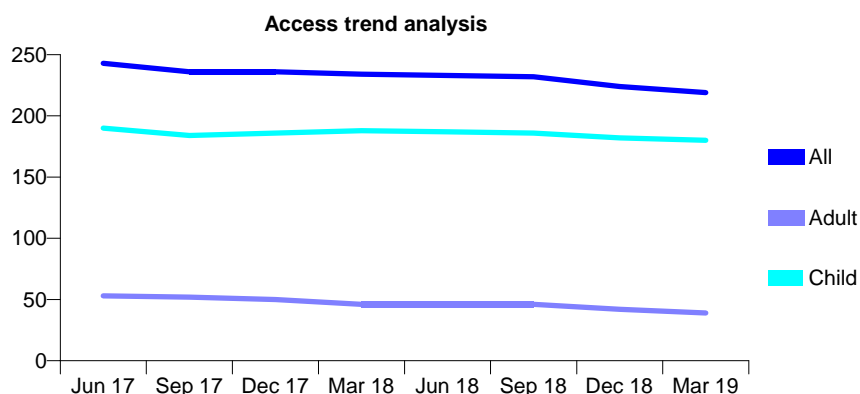
Q70 - Vital Signs At a Glance Contract Report for 769797/0001 - Year end March 2019

Name or company name	MR FJ PEROLD
Contract type name	GDS Contract
Purpose of contract	General
Contract start date	01/04/2006
Contract end date	

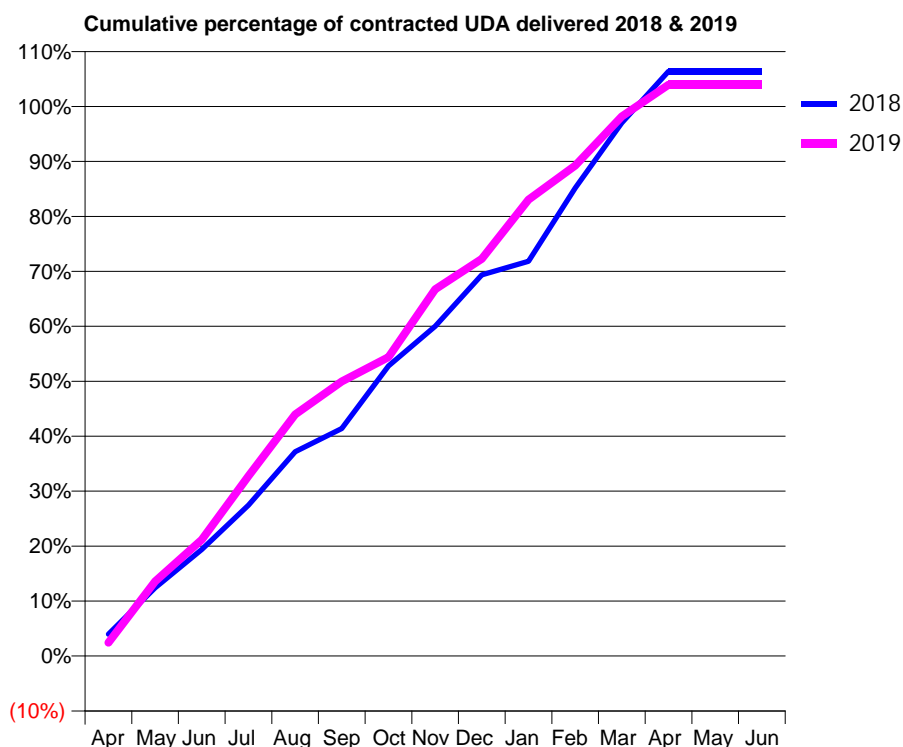
18/19 Contracted general activity (UDA)	450
Carry forward general activity (UDA)	0
18/19 Contracted orthodontic activity (UOA)	0
Carry forward orthodontic activity (UOA)	0
Baseline contract value	£10,433.10

ACCESS*

Patients seen in 24 months	Total	Change since previous quarter
Quarter ending March 2018	234	
Quarter ending June 2018	233	→
Quarter ending September 2018	232	→
Quarter ending December 2018	224	↓
Quarter ending March 2019	219	↓
Variance since March 2018	(6.4%)	↓



ACTIVITY



Month	Adjusted Scheduled Activity (UDA)	
	2018	2019
April	18	11
May	56	61
June	87	95
July	124	147
August	167	198
September	186	225
October	238	245
November	270	300
December	312	325
January	323	374
February	383	402
March	437	442
April	479	468
May	479	468
June	479	468

QUALITY

	Quantity	Base Number	Contract	AT	Region	England
% of FP17s for the same patient ID Re-attending within 3 months - Children	23	348	6.6%	9.7%	11.3%	11.8%
% of FP17s for the same patient ID Re-attending within 3 months - Adults	4	26	15.4%	14.0%	15.4%	15.7%
% of FP17s for the same patient ID Re-attending between 3 & 9 months - Children	261	348	75.0%	61.7%	61.3%	58.9%
% of FP17s for the same patient ID Re-attending between 3 & 9 months - Adults	20	26	76.9%	52.7%	52.1%	50.8%
% of FP17s for Band 1 Urgent Courses	9	371	2.4%	9.8%	9.5%	9.1%
% of FP17s Relating to Free Repair or Replacements	0	371	0.0%	0.6%	0.6%	0.8%
% of FP17s Relating to Continuations	0	371	0.0%	0.9%	0.8%	0.9%
% of Patients satisfied with the dentistry they have received	0	0	N/A	92.2%	92.4%	92.5%
% of Patients satisfied with the time they had to wait for an appointment	0	0	N/A	85.9%	86.3%	87.0%

* This is based on patients treated on this contract for their most recent course of treatment. Figures in italics indicate the base number of FP17s or Patient Questionnaire responses are less than 100. N/A is shown where the base number of responses is less than 10 during the period. % is calculated as Quantity/Base number*100

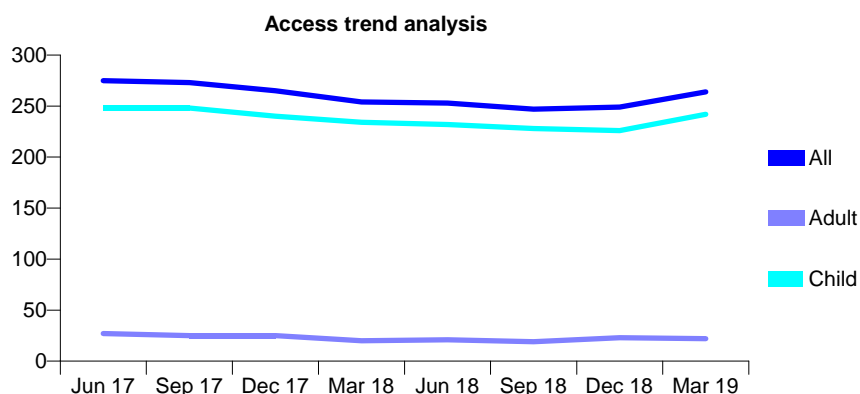
Q70 - Vital Signs At a Glance Contract Report for 801550/0001 - Year end March 2019

Name or company name	Cheriton Dental Practice
Contract type name	GDS Contract
Purpose of contract	General
Contract start date	01/04/2006
Contract end date	

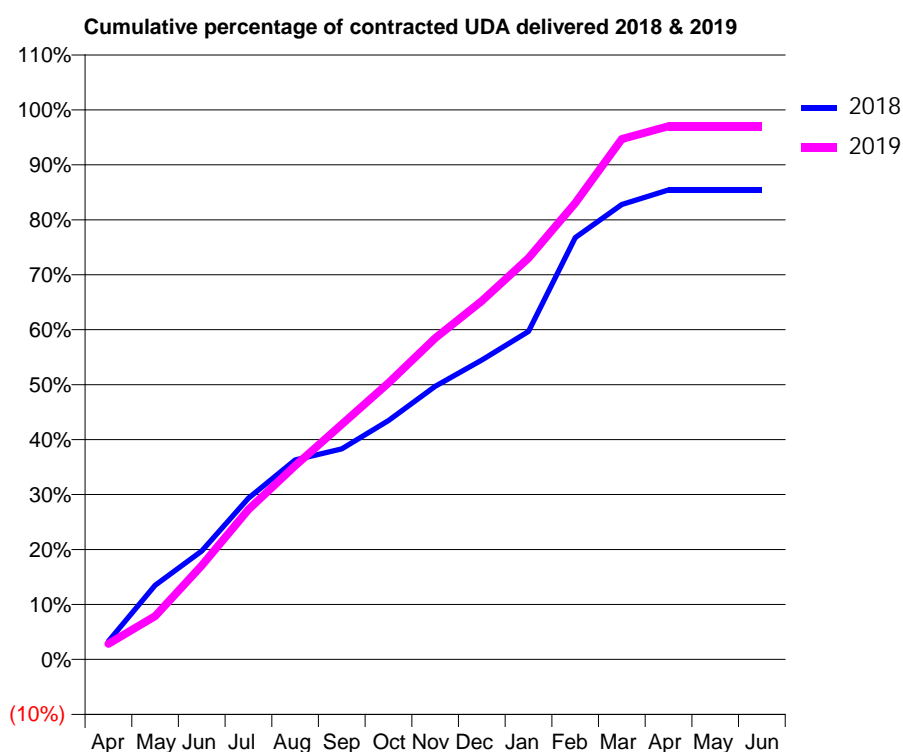
18/19 Contracted general activity (UDA)	640
Carry forward general activity (UDA)	25
18/19 Contracted orthodontic activity (UOA)	0
Carry forward orthodontic activity (UOA)	0
Baseline contract value	£14,965.43

ACCESS*

Patients seen in 24 months	Total	Change since previous quarter
Quarter ending March 2018	254	
Quarter ending June 2018	253	→
Quarter ending September 2018	247	↓
Quarter ending December 2018	249	→
Quarter ending March 2019	264	↑
Variance since March 2018	3.9%	↑



ACTIVITY



Adjusted Scheduled Activity (UDA)		
Month	2018	2019
April	21	18
May	86	50
June	126	109
July	188	175
August	232	226
September	245	274
October	278	322
November	318	374
December	349	417
January	382	467
February	491	532
March	530	606
April	547	621
May	547	621
June	547	621

QUALITY

	Quantity	Base Number	Contract	AT	Region	England
% of FP17s for the same patient ID Re-attending within 3 months - Children	17	369	4.6%	9.7%	11.3%	11.8%
% of FP17s for the same patient ID Re-attending within 3 months - Adults	0	1	0.0%	14.0%	15.4%	15.7%
% of FP17s for the same patient ID Re-attending between 3 & 9 months - Children	236	369	64.0%	61.7%	61.3%	58.9%
% of FP17s for the same patient ID Re-attending between 3 & 9 months - Adults	0	1	0.0%	52.7%	52.1%	50.8%
% of FP17s for Band 1 Urgent Courses	11	372	3.0%	9.8%	9.5%	9.1%
% of FP17s Relating to Free Repair or Replacements	0	372	0.0%	0.6%	0.6%	0.8%
% of FP17s Relating to Continuations	0	372	0.0%	0.9%	0.8%	0.9%
% of Patients satisfied with the dentistry they have received	0	0	N/A	92.2%	92.4%	92.5%
% of Patients satisfied with the time they had to wait for an appointment	0	0	N/A	85.9%	86.3%	87.0%

* This is based on patients treated on this contract for their most recent course of treatment. Figures in italics indicate the base number of FP17s or Patient Questionnaire responses are less than 100. N/A is shown where the base number of responses is less than 10 during the period. % is calculated as Quantity/Base number*100

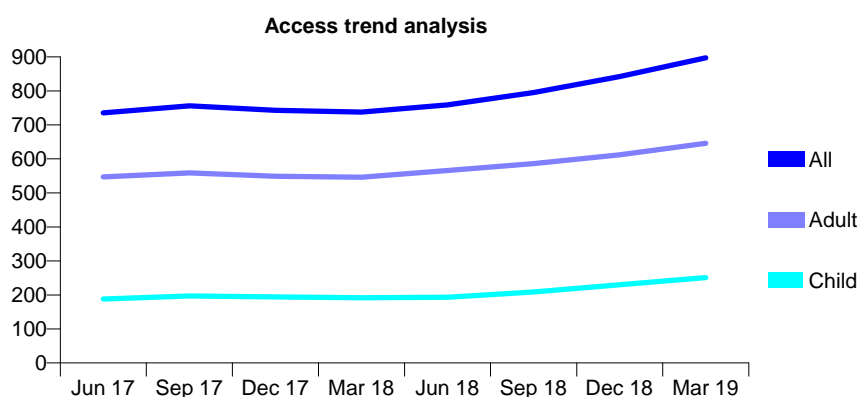
Q70 - Vital Signs At a Glance Contract Report for 801623/0001 - Year end March 2019

Name or company name	Hema Rajah
Contract type name	GDS Contract
Purpose of contract	General
Contract start date	01/04/2006
Contract end date	

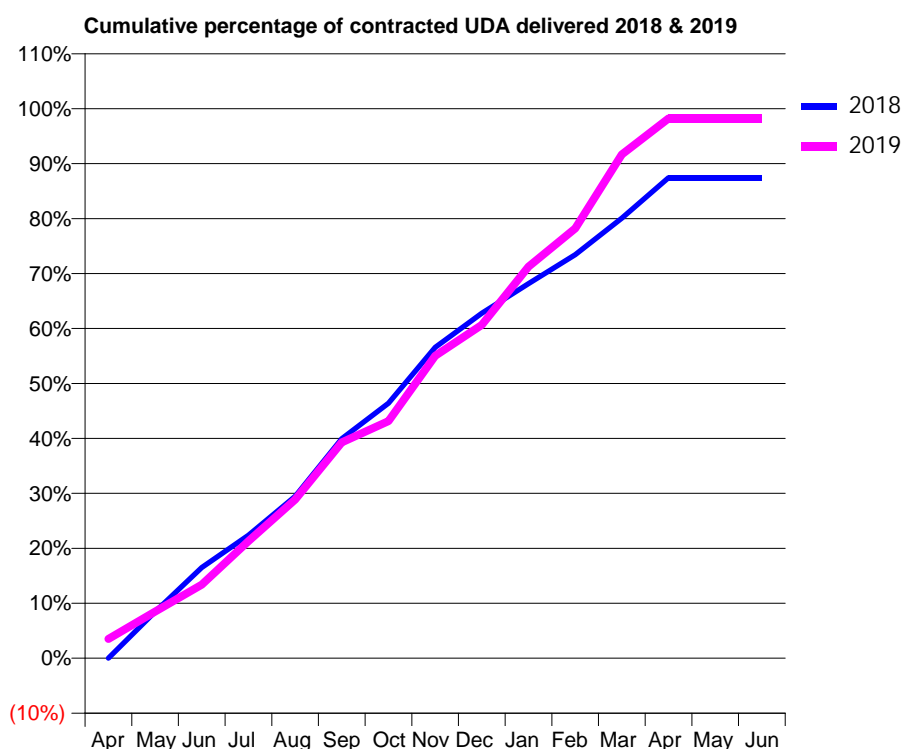
18/19 Contracted general activity (UDA)	2,360
Carry forward general activity (UDA)	0
18/19 Contracted orthodontic activity (UOA)	0
Carry forward orthodontic activity (UOA)	0
Baseline contract value	£56,689.16

ACCESS*

Patients seen in 24 months	Total	Change since previous quarter
Quarter ending March 2018	738	
Quarter ending June 2018	759	↑
Quarter ending September 2018	795	↑
Quarter ending December 2018	842	↑
Quarter ending March 2019	897	↑
Variance since March 2018	21.5%	↑



ACTIVITY



Month	Adjusted Scheduled Activity (UDA)	
	2018	2019
April	0	83
May	200	201
June	390	316
July	529	503
August	695	681
September	943	927
October	1,095	1,018
November	1,335	1,298
December	1,481	1,432
January	1,609	1,682
February	1,733	1,846
March	1,890	2,163
April	2,064	2,318
May	2,064	2,318
June	2,064	2,318

QUALITY

	Quantity	Base Number	Contract	AT	Region	England
% of FP17s for the same patient ID Re-attending within 3 months - Children	27	436	6.2%	9.7%	11.3%	11.8%
% of FP17s for the same patient ID Re-attending within 3 months - Adults	152	1,087	14.0%	14.0%	15.4%	15.7%
% of FP17s for the same patient ID Re-attending between 3 & 9 months - Children	259	436	59.4%	61.7%	61.3%	58.9%
% of FP17s for the same patient ID Re-attending between 3 & 9 months - Adults	649	1,087	59.7%	52.7%	52.1%	50.8%
% of FP17s for Band 1 Urgent Courses	84	1,473	5.7%	9.8%	9.5%	9.1%
% of FP17s Relating to Free Repair or Replacements	15	1,473	1.0%	0.6%	0.6%	0.8%
% of FP17s Relating to Continuations	6	1,473	0.4%	0.9%	0.8%	0.9%
% of Patients satisfied with the dentistry they have received	0	0	N/A	92.2%	92.4%	92.5%
% of Patients satisfied with the time they had to wait for an appointment	0	0	N/A	85.9%	86.3%	87.0%

* This is based on patients treated on this contract for their most recent course of treatment.

Figures in italics indicate the base number of FP17s or Patient Questionnaire responses are less than 100. N/A is shown where the base number of responses is less than 10 during the period. % is calculated as Quantity/Base number*100

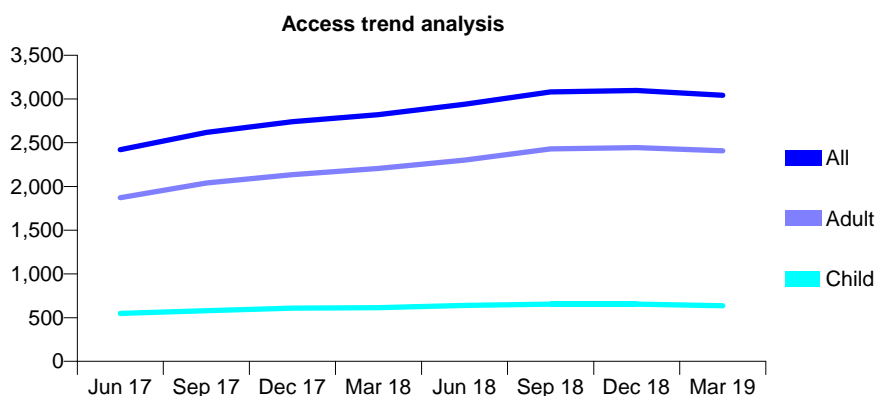
Q70 - Vital Signs At a Glance Contract Report for 804568/0001 - Year end March 2019

Name or company name	MR SA WALKER
Contract type name	GDS Contract
Purpose of contract	General
Contract start date	01/04/2006
Contract end date	

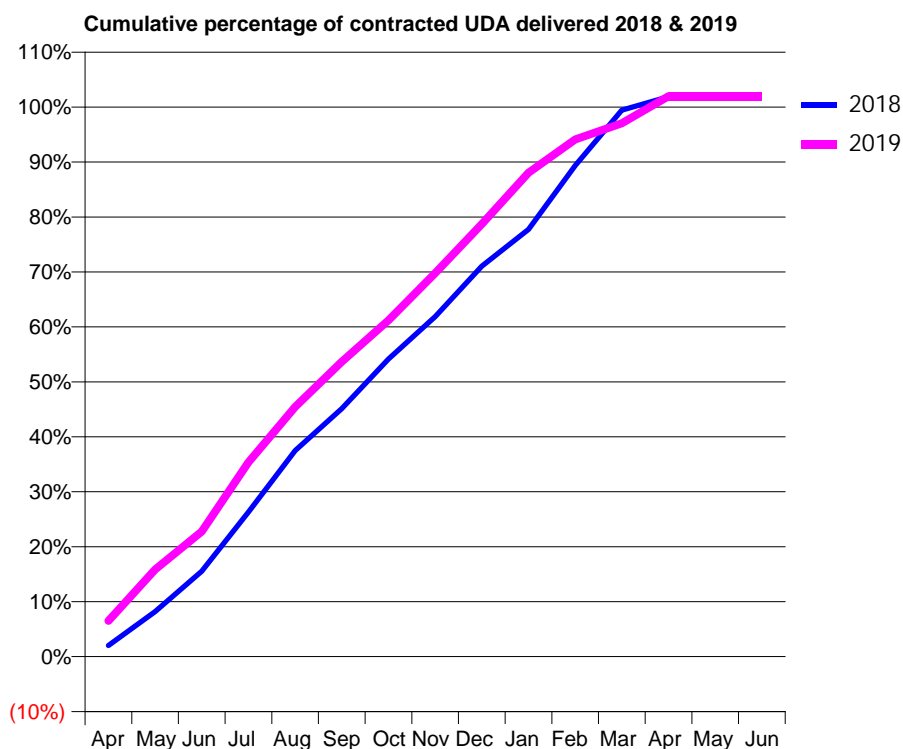
18/19 Contracted general activity (UDA)	8,477
Carry forward general activity (UDA)	0
18/19 Contracted orthodontic activity (UOA)	0
Carry forward orthodontic activity (UOA)	0
Baseline contract value	£219,314.12

ACCESS*

Patients seen in 24 months	Total	Change since previous quarter
Quarter ending March 2018	2,820	
Quarter ending June 2018	2,939	↑
Quarter ending September 2018	3,081	↑
Quarter ending December 2018	3,097	→
Quarter ending March 2019	3,044	↓
Variance since March 2018	7.9%	↑



ACTIVITY



Month	Adjusted Scheduled Activity (UDA)	
	2018	2019
April	171	552
May	694	1,344
June	1,318	1,930
July	2,231	2,998
August	3,180	3,853
September	3,826	4,548
October	4,591	5,187
November	5,244	5,917
December	6,023	6,673
January	6,590	7,463
February	7,576	7,976
March	8,429	8,227
April	8,637	8,642
May	8,637	8,642
June	8,637	8,642

QUALITY

	Quantity	Base Number	Contract	AT	Region	England
% of FP17s for the same patient ID Re-attending within 3 months - Children	88	1,139	7.7%	9.7%	11.3%	11.8%
% of FP17s for the same patient ID Re-attending within 3 months - Adults	587	3,807	15.4%	14.0%	15.4%	15.7%
% of FP17s for the same patient ID Re-attending between 3 & 9 months - Children	819	1,139	71.9%	61.7%	61.3%	58.9%
% of FP17s for the same patient ID Re-attending between 3 & 9 months - Adults	2,528	3,807	66.4%	52.7%	52.1%	50.8%
% of FP17s for Band 1 Urgent Courses	267	5,032	5.3%	9.8%	9.5%	9.1%
% of FP17s Relating to Free Repair or Replacements	86	5,032	1.7%	0.6%	0.6%	0.8%
% of FP17s Relating to Continuations	43	5,032	0.9%	0.9%	0.8%	0.9%
% of Patients satisfied with the dentistry they have received	3	3	N/A	92.2%	92.4%	92.5%
% of Patients satisfied with the time they had to wait for an appointment	3	3	N/A	85.9%	86.3%	87.0%

* This is based on patients treated on this contract for their most recent course of treatment. Figures in italics indicate the base number of FP17s or Patient Questionnaire responses are less than 100. N/A is shown where the base number of responses is less than 10 during the period. % is calculated as Quantity/Base number*100

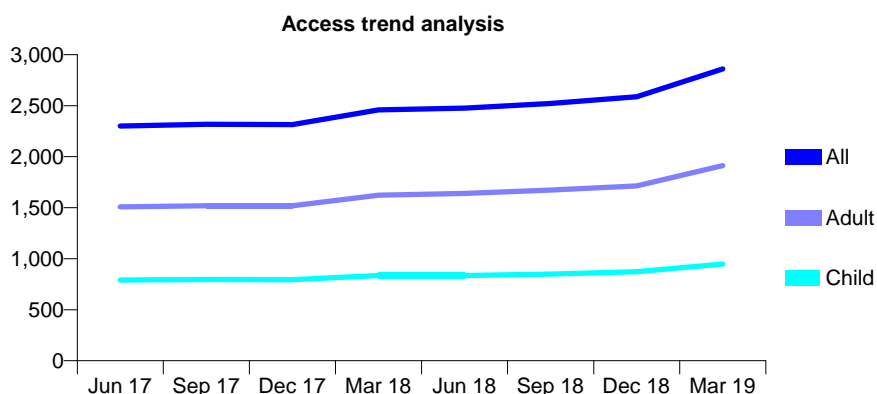
Q70 - Vital Signs At a Glance Contract Report for 810274/0001 - Year end March 2019

Name or company name	MR TN DAVIES
Contract type name	GDS Contract
Purpose of contract	General
Contract start date	01/04/2006
Contract end date	

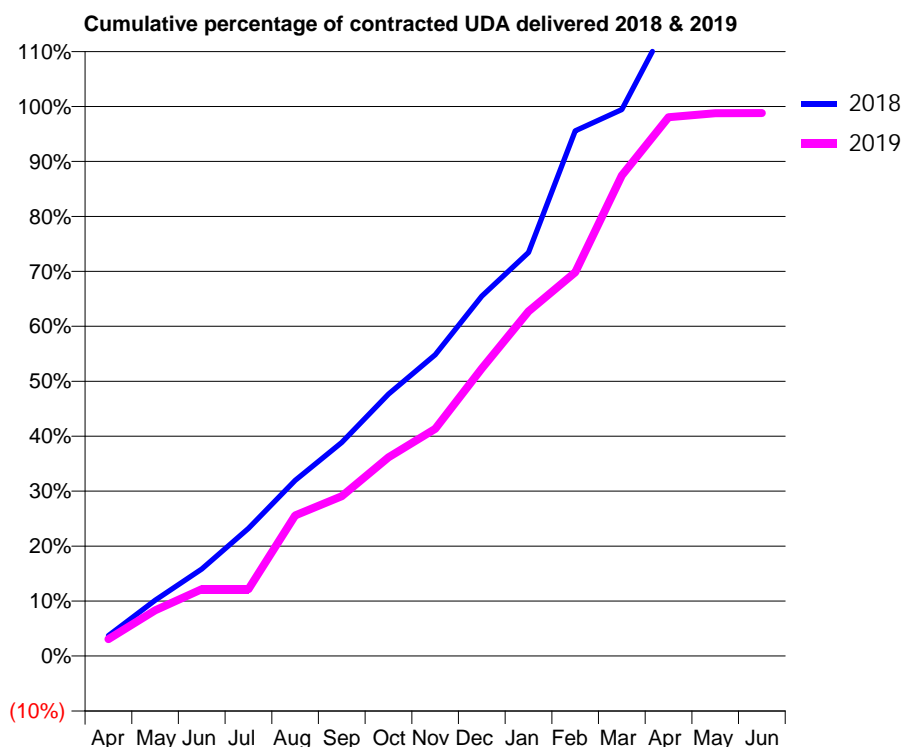
18/19 Contracted general activity (UDA)	7,190
Carry forward general activity (UDA)	0
18/19 Contracted orthodontic activity (UOA)	0
Carry forward orthodontic activity (UOA)	0
Baseline contract value	£179,615.07

ACCESS*

Patients seen in 24 months	Total	Change since previous quarter
Quarter ending March 2018	2,458	
Quarter ending June 2018	2,476	→
Quarter ending September 2018	2,521	→
Quarter ending December 2018	2,587	↑
Quarter ending March 2019	2,861	↑
Variance since March 2018	16.4%	↑



ACTIVITY



Month	Adjusted Scheduled Activity (UDA)	
	2018	2019
April	181	221
May	493	598
June	769	875
July	1,128	875
August	1,553	1,840
September	1,887	2,091
October	2,314	2,599
November	2,663	2,971
December	3,181	3,761
January	3,567	4,509
February	4,642	5,020
March	4,829	6,288
April	5,614	7,049
May	5,638	7,101
June	5,656	7,104

QUALITY

	Quantity	Base Number	Contract	AT	Region	England
% of FP17s for the same patient ID Re-attending within 3 months - Children	57	1,548	3.7%	9.7%	11.3%	11.8%
% of FP17s for the same patient ID Re-attending within 3 months - Adults	329	2,859	11.5%	14.0%	15.4%	15.7%
% of FP17s for the same patient ID Re-attending between 3 & 9 months - Children	1,084	1,548	70.0%	61.7%	61.3%	58.9%
% of FP17s for the same patient ID Re-attending between 3 & 9 months - Adults	1,680	2,859	58.8%	52.7%	52.1%	50.8%
% of FP17s for Band 1 Urgent Courses	137	3,196	4.3%	9.8%	9.5%	9.1%
% of FP17s Relating to Free Repair or Replacements	9	3,196	0.3%	0.6%	0.6%	0.8%
% of FP17s Relating to Continuations	15	3,196	0.5%	0.9%	0.8%	0.9%
% of Patients satisfied with the dentistry they have received	1	2	N/A	92.2%	92.4%	92.5%
% of Patients satisfied with the time they had to wait for an appointment	1	2	N/A	85.9%	86.3%	87.0%

* This is based on patients treated on this contract for their most recent course of treatment.

Figures in italics indicate the base number of FP17s or Patient Questionnaire responses are less than 100. N/A is shown where the base number of responses is less than 10 during the period. % is calculated as Quantity/Base number*100

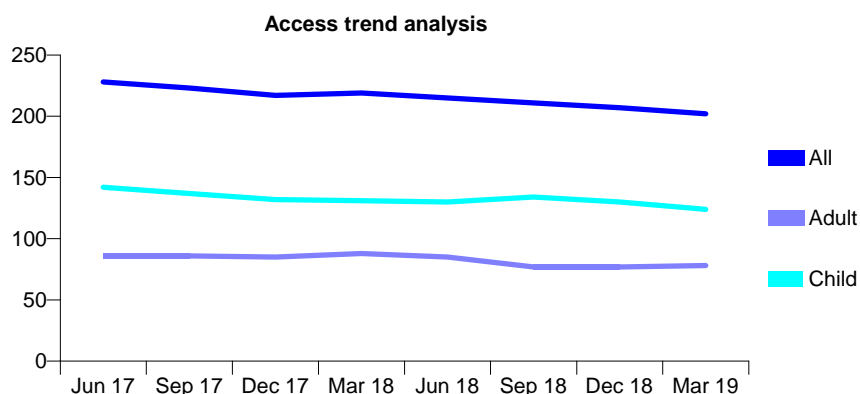
Q70 - Vital Signs At a Glance Contract Report for 811335/0001 - Year end March 2019

Name or company name	MR R HERRON
Contract type name	GDS Contract
Purpose of contract	General
Contract start date	01/04/2006
Contract end date	

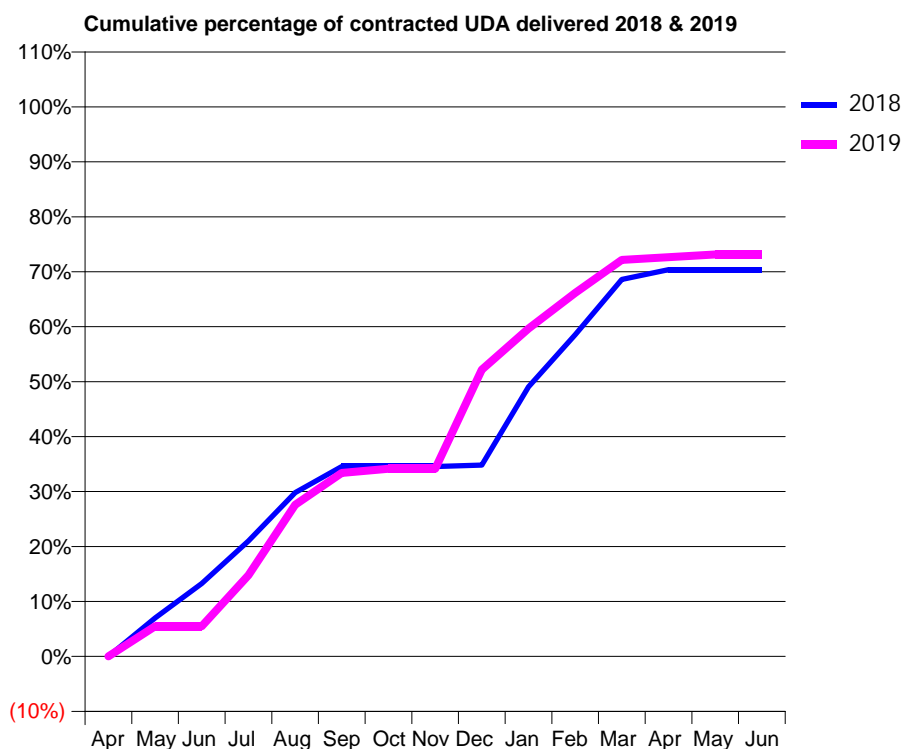
18/19 Contracted general activity (UDA)	400
Carry forward general activity (UDA)	0
18/19 Contracted orthodontic activity (UOA)	0
Carry forward orthodontic activity (UOA)	0
Baseline contract value	£9,973.46

ACCESS*

Patients seen in 24 months	Total	Change since previous quarter
Quarter ending March 2018	219	
Quarter ending June 2018	215	↓
Quarter ending September 2018	211	↓
Quarter ending December 2018	207	↓
Quarter ending March 2019	202	↓
Variance since March 2018	(7.8%)	↓



ACTIVITY



Month	Adjusted Scheduled Activity (UDA)	
	2018	2019
April	0	0
May	28	22
June	53	22
July	84	59
August	119	110
September	138	134
October	138	137
November	138	137
December	139	209
January	196	239
February	234	265
March	274	289
April	281	291
May	281	293
June	281	293

QUALITY

	Quantity	Base Number	Contract	AT	Region	England
% of FP17s for the same patient ID Re-attending within 3 months - Children	5	157	3.2%	9.7%	11.3%	11.8%
% of FP17s for the same patient ID Re-attending within 3 months - Adults	7	62	11.3%	14.0%	15.4%	15.7%
% of FP17s for the same patient ID Re-attending between 3 & 9 months - Children	86	157	54.8%	61.7%	61.3%	58.9%
% of FP17s for the same patient ID Re-attending between 3 & 9 months - Adults	29	62	46.8%	52.7%	52.1%	50.8%
% of FP17s for Band 1 Urgent Courses	3	218	1.4%	9.8%	9.5%	9.1%
% of FP17s Relating to Free Repair or Replacements	0	218	0.0%	0.6%	0.6%	0.8%
% of FP17s Relating to Continuations	0	218	0.0%	0.9%	0.8%	0.9%
% of Patients satisfied with the dentistry they have received	1	1	N/A	92.2%	92.4%	92.5%
% of Patients satisfied with the time they had to wait for an appointment	1	1	N/A	85.9%	86.3%	87.0%

* This is based on patients treated on this contract for their most recent course of treatment. Figures in italics indicate the base number of FP17s or Patient Questionnaire responses are less than 100. N/A is shown where the base number of responses is less than 10 during the period. % is calculated as Quantity/Base number*100

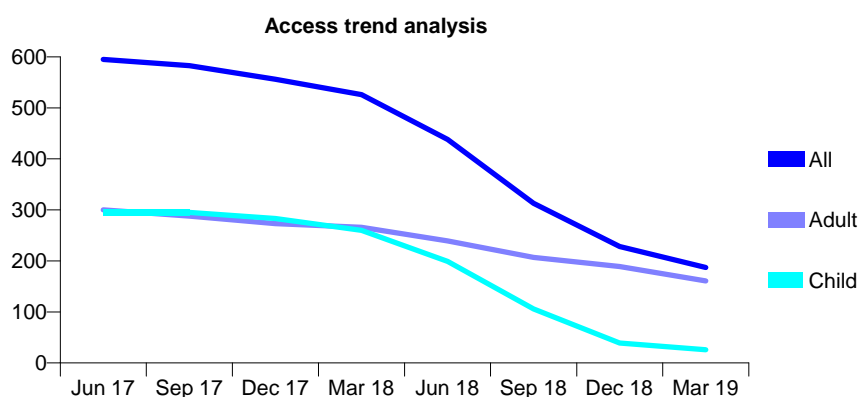
Q70 - Vital Signs At a Glance Contract Report for 813044/0001 - Year end March 2019

Name or company name	MR SJ BABER
Contract type name	GDS Contract
Purpose of contract	General
Contract start date	01/04/2006
Contract end date	30/04/2018

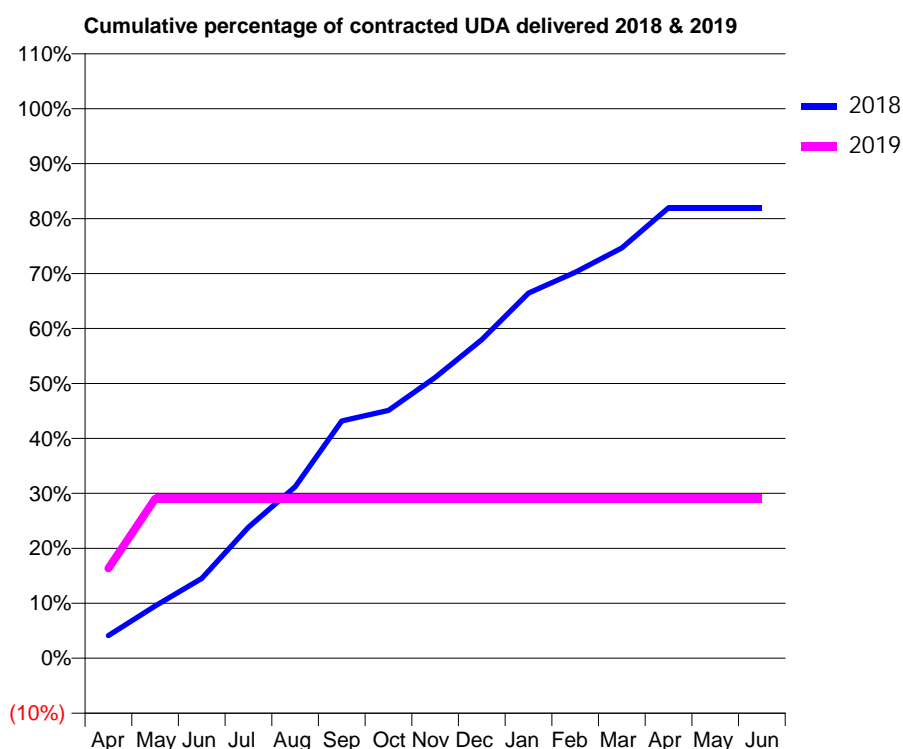
18/19 Contracted general activity (UDA)	142
Carry forward general activity (UDA)	0
18/19 Contracted orthodontic activity (UOA)	0
Carry forward orthodontic activity (UOA)	0
Baseline contract value	£3,778.76

ACCESS*

Patients seen in 24 months	Total	Change since previous quarter
Quarter ending March 2018	526	
Quarter ending June 2018	438	↓
Quarter ending September 2018	313	↓
Quarter ending December 2018	228	↓
Quarter ending March 2019	187	↓
Variance since March 2018	(64.4%)	↓



ACTIVITY



Month	2018	2019
April	70	23
May	162	41
June	247	41
July	405	41
August	530	41
September	734	41
October	767	41
November	869	41
December	985	41
January	1,130	41
February	1,194	41
March	1,269	41
April	1,393	41
May	1,393	41
June	1,393	41

QUALITY

	Quantity	Base Number	Contract	AT	Region	England
% of FP17s for the same patient ID Re-attending within 3 months - Children	8	64	12.5%	9.7%	11.3%	11.8%
% of FP17s for the same patient ID Re-attending within 3 months - Adults	5	41	12.2%	14.0%	15.4%	15.7%
% of FP17s for the same patient ID Re-attending between 3 & 9 months - Children	48	64	75.0%	61.7%	61.3%	58.9%
% of FP17s for the same patient ID Re-attending between 3 & 9 months - Adults	27	41	65.9%	52.7%	52.1%	50.8%
% of FP17s for Band 1 Urgent Courses	1	27	3.7%	9.8%	9.5%	9.1%
% of FP17s Relating to Free Repair or Replacements	0	27	0.0%	0.6%	0.6%	0.8%
% of FP17s Relating to Continuations	0	27	0.0%	0.9%	0.8%	0.9%
% of Patients satisfied with the dentistry they have received	0	0	N/A	92.2%	92.4%	92.5%
% of Patients satisfied with the time they had to wait for an appointment	0	0	N/A	85.9%	86.3%	87.0%

* This is based on patients treated on this contract for their most recent course of treatment. Figures in italics indicate the base number of FP17s or Patient Questionnaire responses are less than 100. N/A is shown where the base number of responses is less than 10 during the period. % is calculated as Quantity/Base number*100

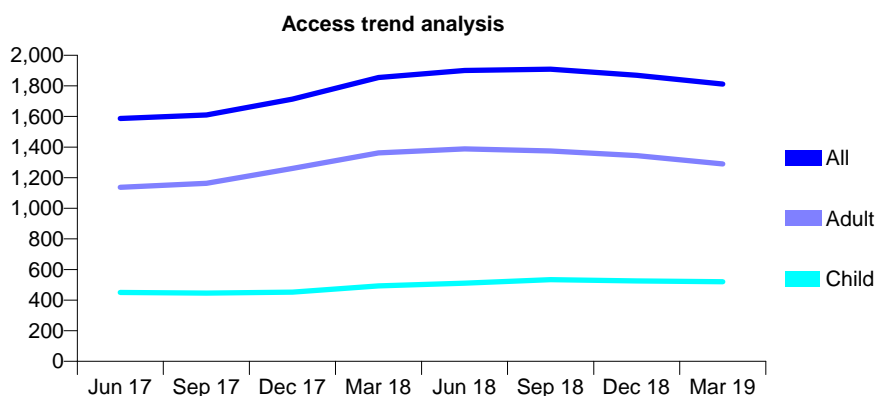
Q70 - Vital Signs At a Glance Contract Report for 813079/0001 - Year end March 2019

Name or company name	The Dental Wave
Contract type name	GDS Contract
Purpose of contract	General
Contract start date	01/04/2006
Contract end date	

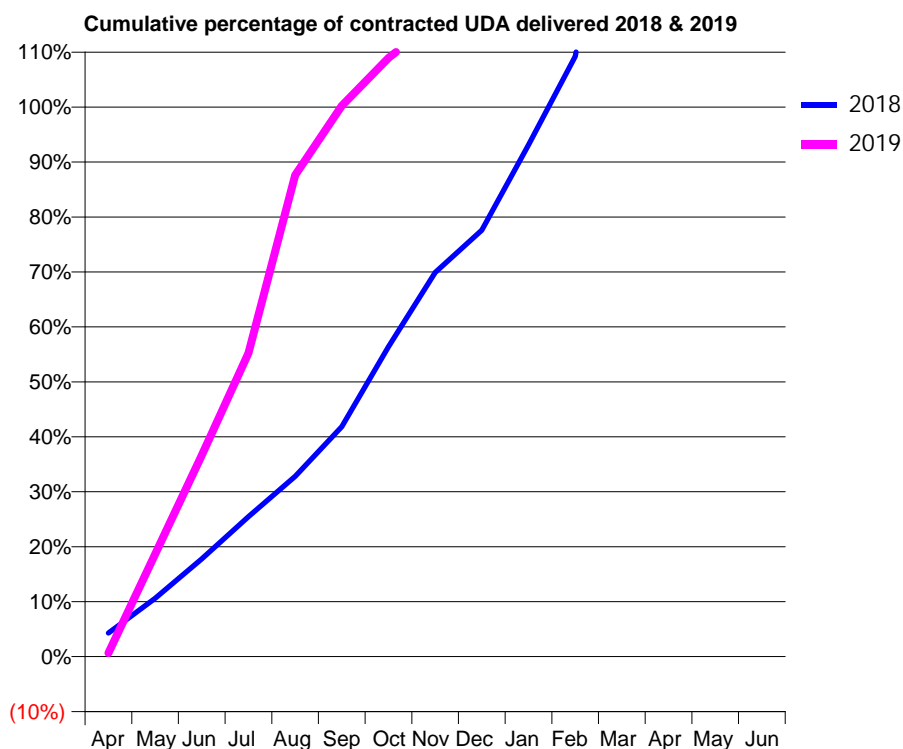
18/19 Contracted general activity (UDA)	1,800
Carry forward general activity (UDA)	0
18/19 Contracted orthodontic activity (UOA)	0
Carry forward orthodontic activity (UOA)	0
Baseline contract value	£46,573.57

ACCESS*

Patients seen in 24 months	Total	Change since previous quarter
Quarter ending March 2018	1,855	
Quarter ending June 2018	1,900	↑
Quarter ending September 2018	1,909	→
Quarter ending December 2018	1,870	↓
Quarter ending March 2019	1,811	↓
Variance since March 2018	(2.4%)	↓



ACTIVITY



Month	Adjusted Scheduled Activity (UDA)	
	2018	2019
April	78	12
May	191	336
June	320	659
July	459	995
August	590	1,577
September	753	1,804
October	1,015	1,961
November	1,258	2,079
December	1,397	2,216
January	1,676	2,422
February	1,966	2,580
March	2,635	2,852
April	2,865	2,852
May	2,869	2,852
June	2,870	2,857

QUALITY

	Quantity	Base Number	Contract	AT	Region	England
% of FP17s for the same patient ID Re-attending within 3 months - Children	52	801	6.5%	9.7%	11.3%	11.8%
% of FP17s for the same patient ID Re-attending within 3 months - Adults	178	1,247	14.3%	14.0%	15.4%	15.7%
% of FP17s for the same patient ID Re-attending between 3 & 9 months - Children	513	801	64.0%	61.7%	61.3%	58.9%
% of FP17s for the same patient ID Re-attending between 3 & 9 months - Adults	669	1,247	53.6%	52.7%	52.1%	50.8%
% of FP17s for Band 1 Urgent Courses	98	1,659	5.9%	9.8%	9.5%	9.1%
% of FP17s Relating to Free Repair or Replacements	23	1,659	1.4%	0.6%	0.6%	0.8%
% of FP17s Relating to Continuations	8	1,659	0.5%	0.9%	0.8%	0.9%
% of Patients satisfied with the dentistry they have received	1	1	N/A	92.2%	92.4%	92.5%
% of Patients satisfied with the time they had to wait for an appointment	1	1	N/A	85.9%	86.3%	87.0%

* This is based on patients treated on this contract for their most recent course of treatment. Figures in italics indicate the base number of FP17s or Patient Questionnaire responses are less than 100. N/A is shown where the base number of responses is less than 10 during the period. % is calculated as Quantity/Base number*100

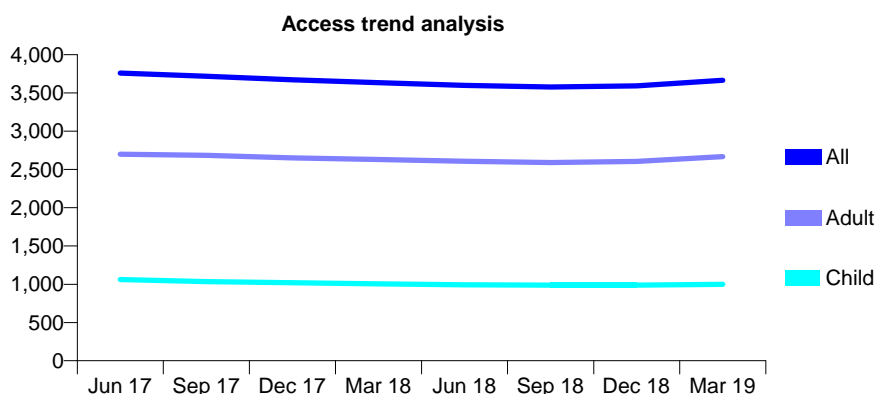
Q70 - Vital Signs At a Glance Contract Report for 817198/0001 - Year end March 2019

Name or company name	MR RM WILLIAMS
Contract type name	GDS Contract
Purpose of contract	General
Contract start date	01/04/2006
Contract end date	

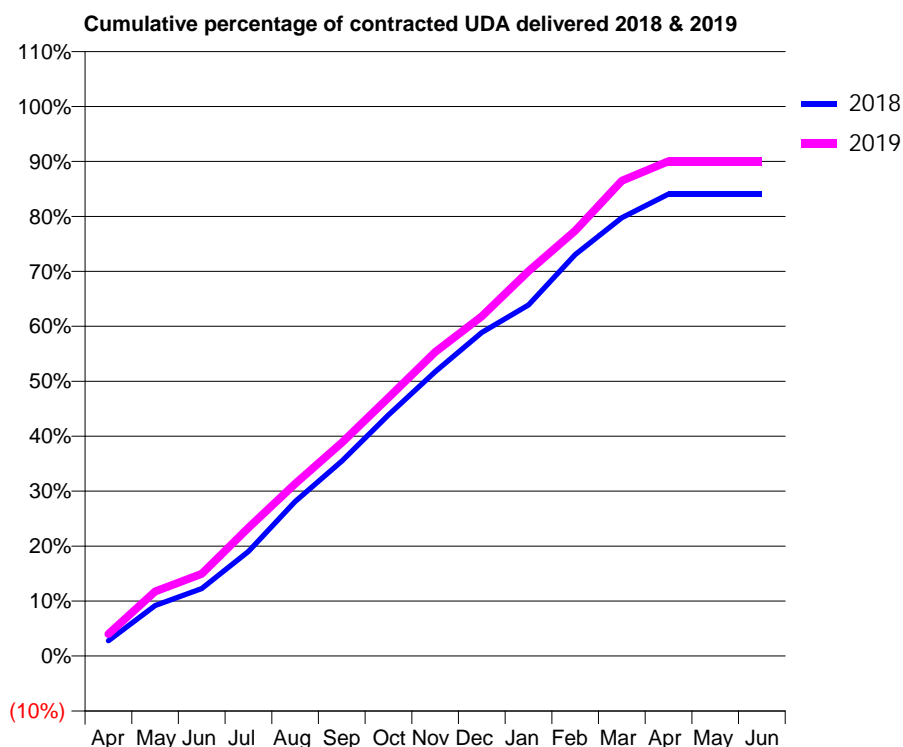
18/19 Contracted general activity (UDA)	11,000
Carry forward general activity (UDA)	0
18/19 Contracted orthodontic activity (UOA)	0
Carry forward orthodontic activity (UOA)	0
Baseline contract value	£324,651.32

ACCESS*

Patients seen in 24 months	Total	Change since previous quarter
Quarter ending March 2018	3,633	
Quarter ending June 2018	3,599	→
Quarter ending September 2018	3,578	→
Quarter ending December 2018	3,592	→
Quarter ending March 2019	3,665	↑
Variance since March 2018	0.9%	→



ACTIVITY



Month	Adjusted Scheduled Activity (UDA)	
	2018	2019
April	307	442
May	1,011	1,292
June	1,349	1,646
July	2,093	2,569
August	3,091	3,451
September	3,902	4,271
October	4,826	5,172
November	5,689	6,084
December	6,477	6,801
January	7,028	7,701
February	8,037	8,515
March	8,774	9,511
April	9,247	9,906
May	9,248	9,906
June	9,248	9,906

QUALITY

	Quantity	Base Number	Contract	AT	Region	England
% of FP17s for the same patient ID Re-attending within 3 months - Children	90	1,689	5.3%	9.7%	11.3%	11.8%
% of FP17s for the same patient ID Re-attending within 3 months - Adults	483	3,360	14.4%	14.0%	15.4%	15.7%
% of FP17s for the same patient ID Re-attending between 3 & 9 months - Children	1,217	1,689	72.1%	61.7%	61.3%	58.9%
% of FP17s for the same patient ID Re-attending between 3 & 9 months - Adults	1,275	3,360	37.9%	52.7%	52.1%	50.8%
% of FP17s for Band 1 Urgent Courses	345	5,019	6.9%	9.8%	9.5%	9.1%
% of FP17s Relating to Free Repair or Replacements	28	5,019	0.6%	0.6%	0.6%	0.8%
% of FP17s Relating to Continuations	44	5,019	0.9%	0.9%	0.8%	0.9%
% of Patients satisfied with the dentistry they have received	3	3	N/A	92.2%	92.4%	92.5%
% of Patients satisfied with the time they had to wait for an appointment	3	3	N/A	85.9%	86.3%	87.0%

* This is based on patients treated on this contract for their most recent course of treatment. Figures in italics indicate the base number of FP17s or Patient Questionnaire responses are less than 100. N/A is shown where the base number of responses is less than 10 during the period. % is calculated as Quantity/Base number*100

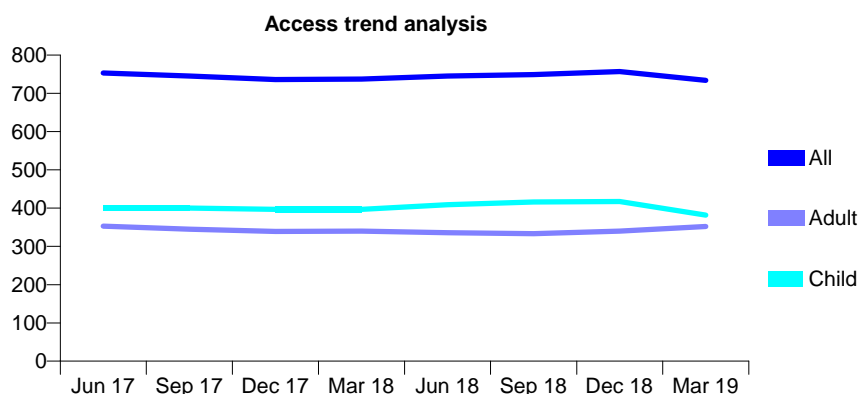
Q70 - Vital Signs At a Glance Contract Report for 820563/0001 - Year end March 2019

Name or company name	MR MJ COLE
Contract type name	GDS Contract
Purpose of contract	General and Orthodontic
Contract start date	01/04/2006
Contract end date	

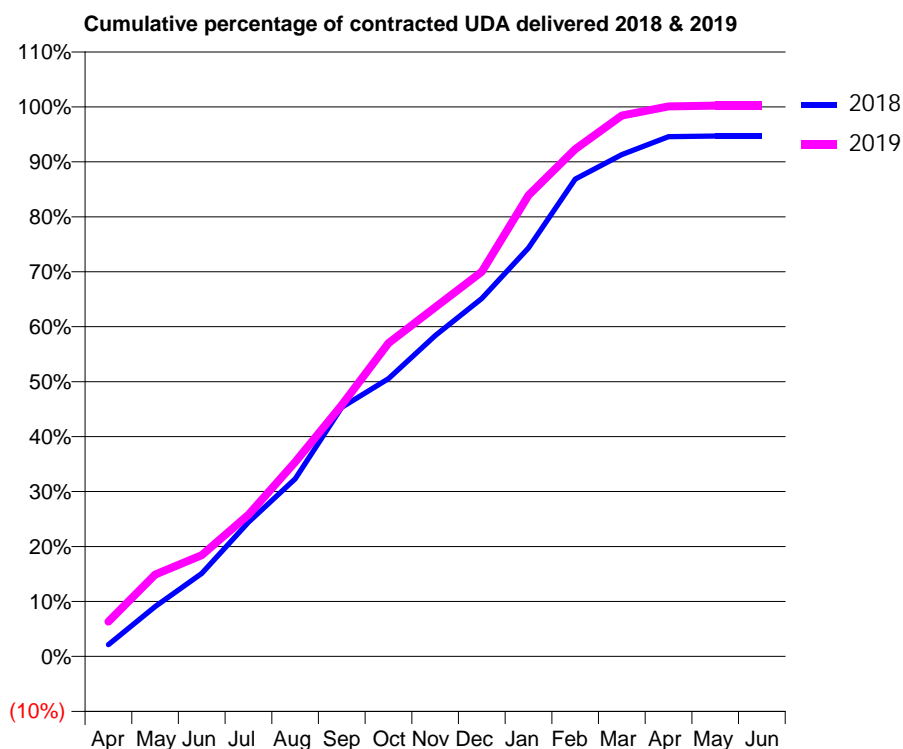
18/19 Contracted general activity (UDA)	1,870
Carry forward general activity (UDA)	0
18/19 Contracted orthodontic activity (UOA)	243
Carry forward orthodontic activity (UOA)	0
Baseline contract value	£65,493.77

ACCESS*

Patients seen in 24 months	Total	Change since previous quarter
Quarter ending March 2018	737	
Quarter ending June 2018	745	→
Quarter ending September 2018	749	→
Quarter ending December 2018	757	→
Quarter ending March 2019	734	↓
Variance since March 2018	(0.4%)	→



ACTIVITY



Month	2018	2019
April	40	119
May	170	279
June	282	345
July	457	482
August	604	661
September	847	855
October	945	1,066
November	1,092	1,188
December	1,218	1,309
January	1,390	1,569
February	1,624	1,726
March	1,708	1,840
April	1,769	1,872
May	1,771	1,875
June	1,771	1,875

QUALITY

	Quantity	Base Number	Contract	AT	Region	England
% of FP17s for the same patient ID Re-attending within 3 months - Children	42	738	5.7%	9.7%	11.3%	11.8%
% of FP17s for the same patient ID Re-attending within 3 months - Adults	44	450	9.8%	14.0%	15.4%	15.7%
% of FP17s for the same patient ID Re-attending between 3 & 9 months - Children	459	738	62.2%	61.7%	61.3%	58.9%
% of FP17s for the same patient ID Re-attending between 3 & 9 months - Adults	234	450	52.0%	52.7%	52.1%	50.8%
% of FP17s for Band 1 Urgent Courses	49	1,117	4.4%	9.8%	9.5%	9.1%
% of FP17s Relating to Free Repair or Replacements	0	1,117	0.0%	0.6%	0.6%	0.8%
% of FP17s Relating to Continuations	0	1,117	0.0%	0.9%	0.8%	0.9%
% of Patients satisfied with the dentistry they have received	0	0	N/A	92.2%	92.4%	92.5%
% of Patients satisfied with the time they had to wait for an appointment	0	0	N/A	85.9%	86.3%	87.0%

* This is based on patients treated on this contract for their most recent course of treatment. Figures in italics indicate the base number of FP17s or Patient Questionnaire responses are less than 100. N/A is shown where the base number of responses is less than 10 during the period. % is calculated as Quantity/Base number*100

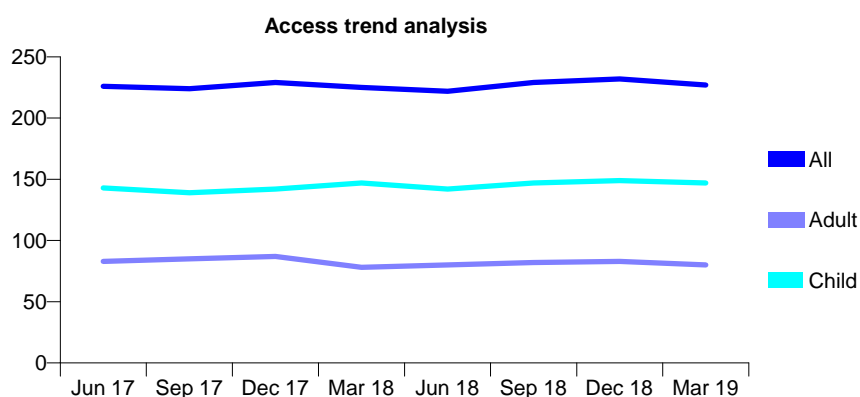
Q70 - Vital Signs At a Glance Contract Report for 825751/0002 - Year end March 2019

Name or company name	MS BS SHIPLEY
Contract type name	GDS Contract
Purpose of contract	General
Contract start date	01/04/2006
Contract end date	

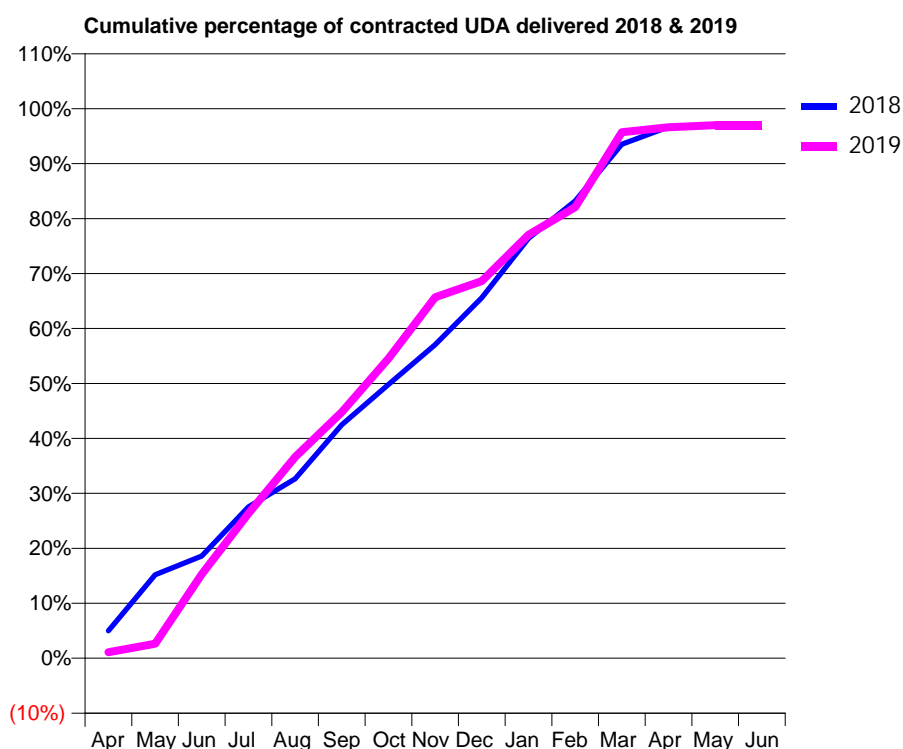
18/19 Contracted general activity (UDA)	539
Carry forward general activity (UDA)	16
18/19 Contracted orthodontic activity (UOA)	0
Carry forward orthodontic activity (UOA)	0
Baseline contract value	£14,363.96

ACCESS*

Patients seen in 24 months	Total	Change since previous quarter
Quarter ending March 2018	225	
Quarter ending June 2018	222	↓
Quarter ending September 2018	229	↑
Quarter ending December 2018	232	→
Quarter ending March 2019	227	↓
Variance since March 2018	0.9%	→



ACTIVITY



Month	2018	2019
April	27	6
May	82	14
June	100	82
July	148	142
August	176	197
September	229	241
October	268	294
November	308	354
December	354	370
January	412	415
February	449	442
March	504	516
April	521	521
May	522	523
June	522	523

QUALITY

	Quantity	Base Number	Contract	AT	Region	England
% of FP17s for the same patient ID Re-attending within 3 months - Children	14	241	5.8%	9.7%	11.3%	11.8%
% of FP17s for the same patient ID Re-attending within 3 months - Adults	7	88	8.0%	14.0%	15.4%	15.7%
% of FP17s for the same patient ID Re-attending between 3 & 9 months - Children	166	241	68.9%	61.7%	61.3%	58.9%
% of FP17s for the same patient ID Re-attending between 3 & 9 months - Adults	42	88	47.7%	52.7%	52.1%	50.8%
% of FP17s for Band 1 Urgent Courses	14	329	4.3%	9.8%	9.5%	9.1%
% of FP17s Relating to Free Repair or Replacements	0	329	0.0%	0.6%	0.6%	0.8%
% of FP17s Relating to Continuations	0	329	0.0%	0.9%	0.8%	0.9%
% of Patients satisfied with the dentistry they have received	0	0	N/A	92.2%	92.4%	92.5%
% of Patients satisfied with the time they had to wait for an appointment	0	0	N/A	85.9%	86.3%	87.0%

* This is based on patients treated on this contract for their most recent course of treatment. Figures in italics indicate the base number of FP17s or Patient Questionnaire responses are less than 100. N/A is shown where the base number of responses is less than 10 during the period. % is calculated as Quantity/Base number*100

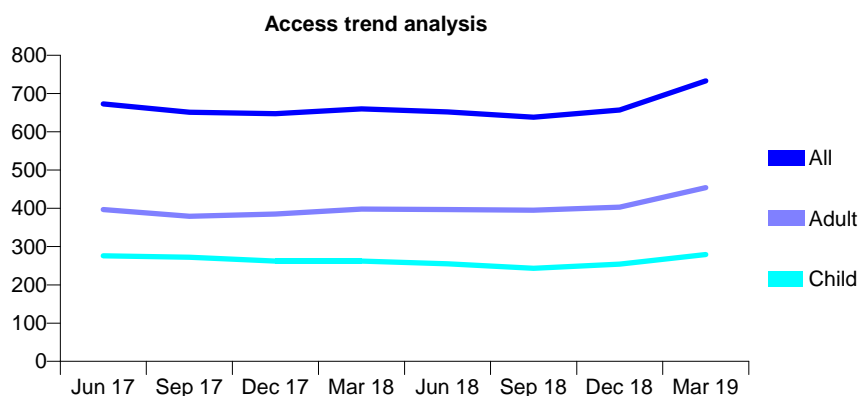
Q70 - Vital Signs At a Glance Contract Report for 830127/0001 - Year end March 2019

Name or company name	MR HM MORTON
Contract type name	GDS Contract
Purpose of contract	General
Contract start date	01/04/2006
Contract end date	

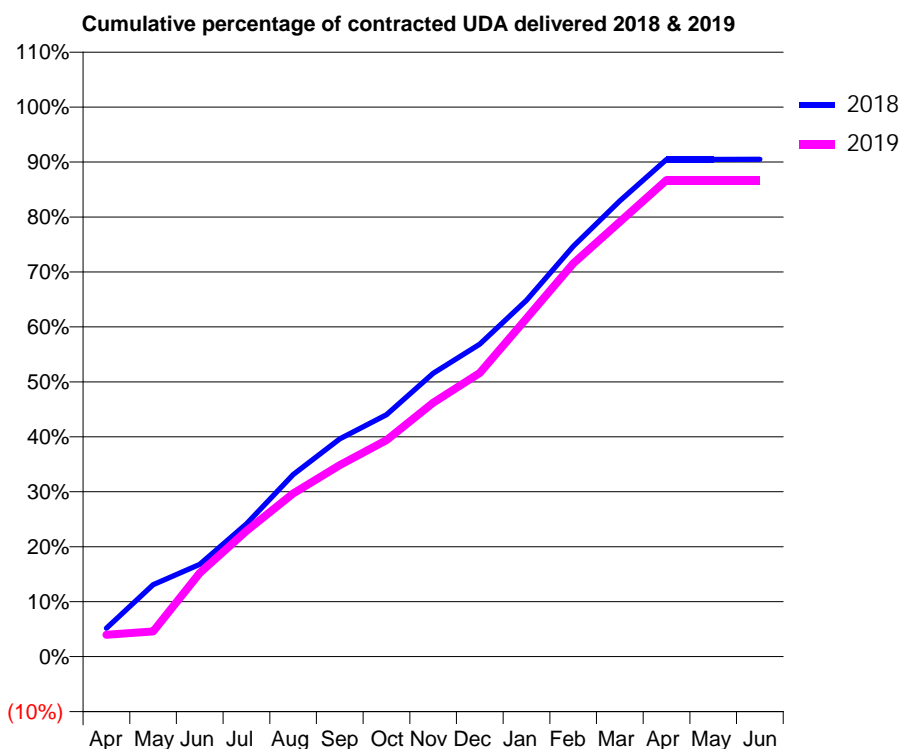
18/19 Contracted general activity (UDA)	1,820
Carry forward general activity (UDA)	0
18/19 Contracted orthodontic activity (UOA)	0
Carry forward orthodontic activity (UOA)	0
Baseline contract value	£53,447.79

ACCESS*

Patients seen in 24 months	Total	Change since previous quarter
Quarter ending March 2018	660	
Quarter ending June 2018	652	↓
Quarter ending September 2018	638	↓
Quarter ending December 2018	657	↑
Quarter ending March 2019	733	↑
Variance since March 2018	11.1%	↑



ACTIVITY



Month	Adjusted Scheduled Activity (UDA)	
	2018	2019
April	94	73
May	238	84
June	306	277
July	440	416
August	603	540
September	721	634
October	801	717
November	938	841
December	1,035	940
January	1,180	1,120
February	1,359	1,302
March	1,509	1,440
April	1,646	1,578
May	1,646	1,578
June	1,647	1,578

QUALITY

	Quantity	Base Number	Contract	AT	Region	England
% of FP17s for the same patient ID Re-attending within 3 months - Children	20	395	5.1%	9.7%	11.3%	11.8%
% of FP17s for the same patient ID Re-attending within 3 months - Adults	56	552	10.1%	14.0%	15.4%	15.7%
% of FP17s for the same patient ID Re-attending between 3 & 9 months - Children	247	395	62.5%	61.7%	61.3%	58.9%
% of FP17s for the same patient ID Re-attending between 3 & 9 months - Adults	240	552	43.5%	52.7%	52.1%	50.8%
% of FP17s for Band 1 Urgent Courses	62	962	6.4%	9.8%	9.5%	9.1%
% of FP17s Relating to Free Repair or Replacements	7	962	0.7%	0.6%	0.6%	0.8%
% of FP17s Relating to Continuations	4	962	0.4%	0.9%	0.8%	0.9%
% of Patients satisfied with the dentistry they have received	0	0	N/A	92.2%	92.4%	92.5%
% of Patients satisfied with the time they had to wait for an appointment	0	0	N/A	85.9%	86.3%	87.0%

* This is based on patients treated on this contract for their most recent course of treatment. Figures in italics indicate the base number of FP17s or Patient Questionnaire responses are less than 100. N/A is shown where the base number of responses is less than 10 during the period. % is calculated as Quantity/Base number*100

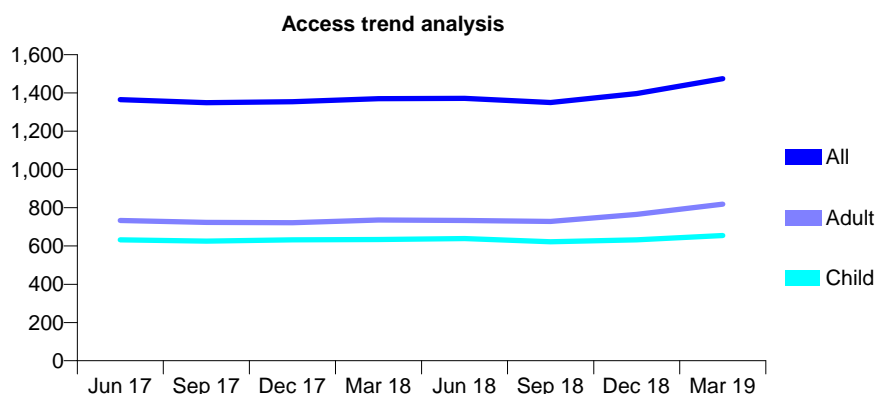
Q70 - Vital Signs At a Glance Contract Report for 832057/0001 - Year end March 2019

Name or company name	MR JR ROTHMAN
Contract type name	GDS Contract
Purpose of contract	General
Contract start date	01/04/2006
Contract end date	

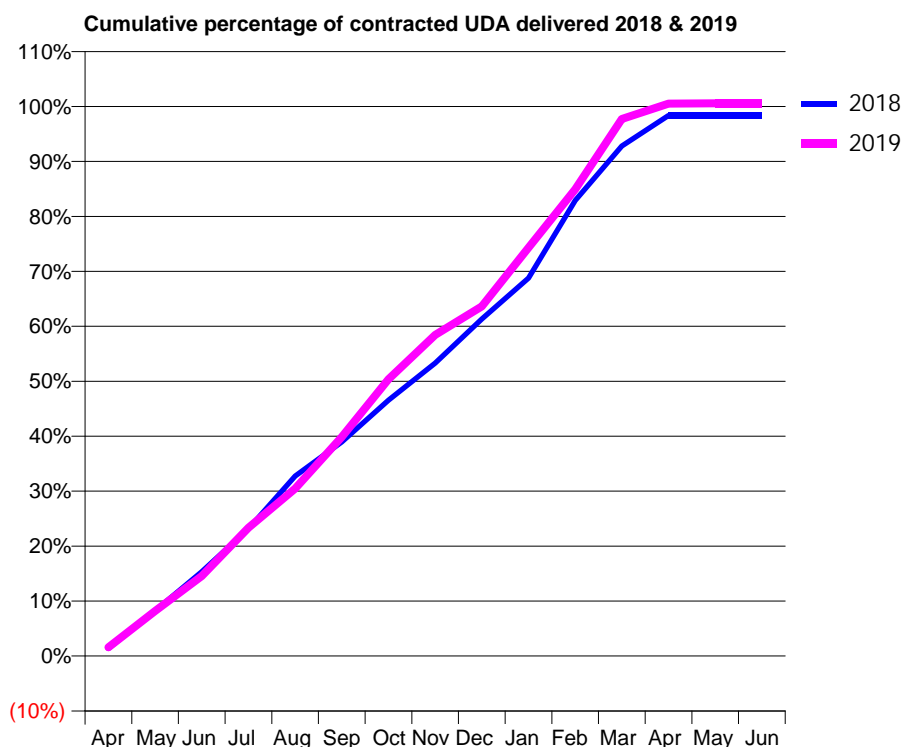
18/19 Contracted general activity (UDA)	3,852
Carry forward general activity (UDA)	62
18/19 Contracted orthodontic activity (UOA)	0
Carry forward orthodontic activity (UOA)	0
Baseline contract value	£90,747.32

ACCESS*

Patients seen in 24 months	Total	Change since previous quarter
Quarter ending March 2018	1,370	
Quarter ending June 2018	1,372	→
Quarter ending September 2018	1,350	↓
Quarter ending December 2018	1,397	↑
Quarter ending March 2019	1,474	↑
Variance since March 2018	7.6%	↑



ACTIVITY



Month	Adjusted Scheduled Activity (UDA)	
	2018	2019
April	54	61
May	319	315
June	590	560
July	892	900
August	1,261	1,174
September	1,501	1,536
October	1,793	1,940
November	2,053	2,252
December	2,362	2,450
January	2,650	2,863
February	3,194	3,272
March	3,575	3,763
April	3,789	3,872
May	3,789	3,874
June	3,789	3,874

QUALITY

	Quantity	Base Number	Contract	AT	Region	England
% of FP17s for the same patient ID Re-attending within 3 months - Children	108	1,137	9.5%	9.7%	11.3%	11.8%
% of FP17s for the same patient ID Re-attending within 3 months - Adults	163	1,182	13.8%	14.0%	15.4%	15.7%
% of FP17s for the same patient ID Re-attending between 3 & 9 months - Children	765	1,137	67.3%	61.7%	61.3%	58.9%
% of FP17s for the same patient ID Re-attending between 3 & 9 months - Adults	741	1,182	62.7%	52.7%	52.1%	50.8%
% of FP17s for Band 1 Urgent Courses	110	2,293	4.8%	9.8%	9.5%	9.1%
% of FP17s Relating to Free Repair or Replacements	13	2,293	0.6%	0.6%	0.6%	0.8%
% of FP17s Relating to Continuations	7	2,293	0.3%	0.9%	0.8%	0.9%
% of Patients satisfied with the dentistry they have received	0	0	N/A	92.2%	92.4%	92.5%
% of Patients satisfied with the time they had to wait for an appointment	0	0	N/A	85.9%	86.3%	87.0%

* This is based on patients treated on this contract for their most recent course of treatment. Figures in italics indicate the base number of FP17s or Patient Questionnaire responses are less than 100. N/A is shown where the base number of responses is less than 10 during the period. % is calculated as Quantity/Base number*100

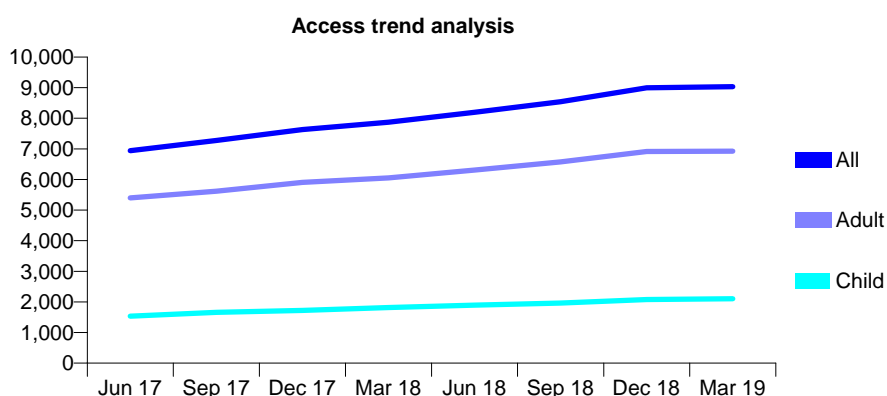
Q70 - Vital Signs At a Glance Contract Report for 841102/0001 - Year end March 2019

Name or company name	Pro-Dent Dental Partnership
Contract type name	GDS Contract
Purpose of contract	General
Contract start date	01/04/2006
Contract end date	

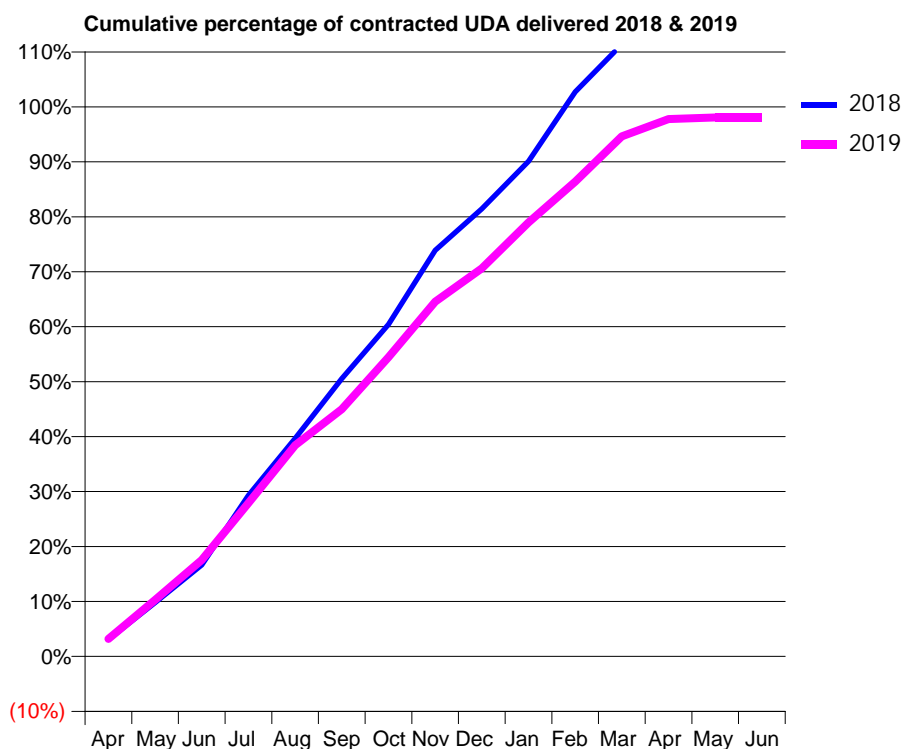
18/19 Contracted general activity (UDA)	26,757
Carry forward general activity (UDA)	0
18/19 Contracted orthodontic activity (UOA)	0
Carry forward orthodontic activity (UOA)	0
Baseline contract value	£706,523.53

ACCESS*

Patients seen in 24 months	Total	Change since previous quarter
Quarter ending March 2018	7,873	
Quarter ending June 2018	8,199	↑
Quarter ending September 2018	8,542	↑
Quarter ending December 2018	8,994	↑
Quarter ending March 2019	9,031	→
Variance since March 2018	14.7%	↑



ACTIVITY



Month	Adjusted Scheduled Activity (UDA)	
	2018	2019
April	636	851
May	2,035	2,754
June	3,457	4,698
July	6,090	7,471
August	8,239	10,283
September	10,488	12,035
October	12,542	14,570
November	15,338	17,270
December	16,906	18,894
January	18,701	21,133
February	21,322	23,121
March	23,117	25,323
April	24,586	26,166
May	24,563	26,243
June	24,566	26,244

QUALITY

	Quantity	Base Number	Contract	AT	Region	England
% of FP17s for the same patient ID Re-attending within 3 months - Children	191	2,914	6.6%	9.7%	11.3%	11.8%
% of FP17s for the same patient ID Re-attending within 3 months - Adults	1,140	8,765	13.0%	14.0%	15.4%	15.7%
% of FP17s for the same patient ID Re-attending between 3 & 9 months - Children	1,592	2,914	54.6%	61.7%	61.3%	58.9%
% of FP17s for the same patient ID Re-attending between 3 & 9 months - Adults	4,109	8,765	46.9%	52.7%	52.1%	50.8%
% of FP17s for Band 1 Urgent Courses	1,762	11,502	15.3%	9.8%	9.5%	9.1%
% of FP17s Relating to Free Repair or Replacements	30	11,502	0.3%	0.6%	0.6%	0.8%
% of FP17s Relating to Continuations	9	11,502	0.1%	0.9%	0.8%	0.9%
% of Patients satisfied with the dentistry they have received	11	13	84.6%	92.2%	92.4%	92.5%
% of Patients satisfied with the time they had to wait for an appointment	12	13	92.3%	85.9%	86.3%	87.0%

* This is based on patients treated on this contract for their most recent course of treatment.

Figures in italics indicate the base number of FP17s or Patient Questionnaire responses are less than 100. N/A is shown where the base number of responses is less than 10 during the period. % is calculated as Quantity/Base number*100

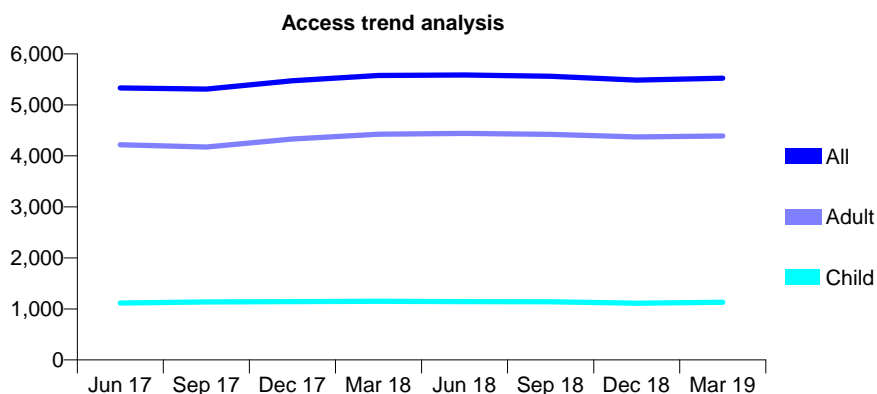
Q70 - Vital Signs At a Glance Contract Report for 841692/0001 - Year end March 2019

Name or company name	Perfect Smile Cosham Partnership
Contract type name	GDS Contract
Purpose of contract	General
Contract start date	01/04/2006
Contract end date	

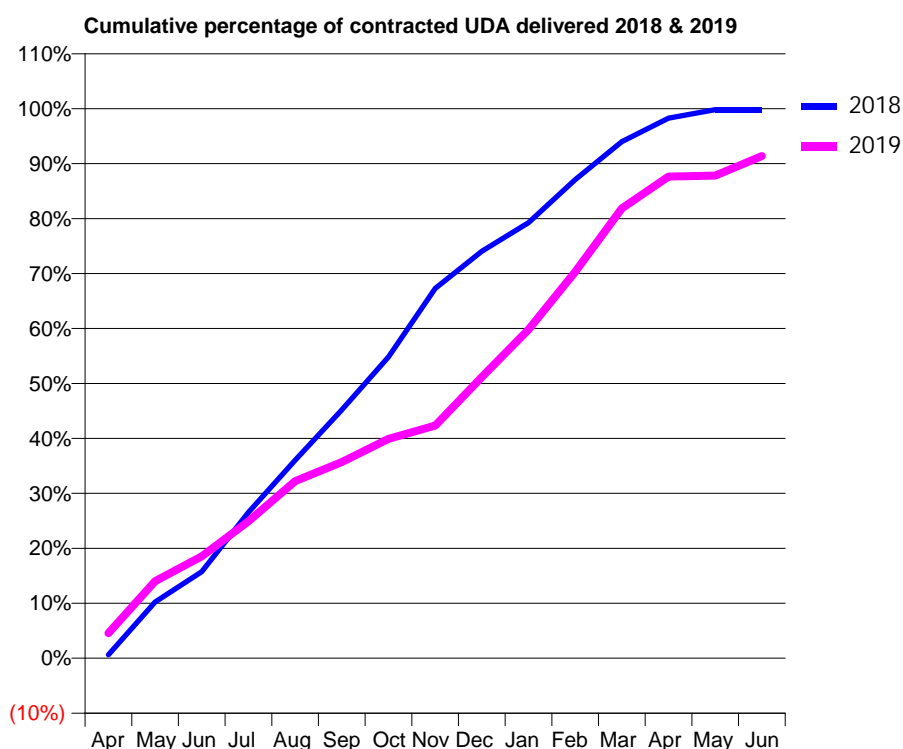
18/19 Contracted general activity (UDA)	15,739
Carry forward general activity (UDA)	28
18/19 Contracted orthodontic activity (UOA)	0
Carry forward orthodontic activity (UOA)	0
Baseline contract value	£413,863.11

ACCESS*

Patients seen in 24 months	Total	Change since previous quarter
Quarter ending March 2018	5,576	
Quarter ending June 2018	5,585	→
Quarter ending September 2018	5,562	→
Quarter ending December 2018	5,486	↓
Quarter ending March 2019	5,523	→
Variance since March 2018	(1.0%)	→



ACTIVITY



Month	Adjusted Scheduled Activity (UDA)	
	2018	2019
April	100	721
May	1,609	2,205
June	2,475	2,915
July	4,176	3,919
August	5,675	5,069
September	7,112	5,616
October	8,629	6,283
November	10,588	6,663
December	11,653	8,048
January	12,472	9,411
February	13,706	11,066
March	14,796	12,879
April	15,468	13,793
May	15,712	13,820
June	15,710	14,383

QUALITY

	Quantity	Base Number	Contract	AT	Region	England
% of FP17s for the same patient ID Re-attending within 3 months - Children	86	1,385	6.2%	9.7%	11.3%	11.8%
% of FP17s for the same patient ID Re-attending within 3 months - Adults	967	6,252	15.5%	14.0%	15.4%	15.7%
% of FP17s for the same patient ID Re-attending between 3 & 9 months - Children	677	1,385	48.9%	61.7%	61.3%	58.9%
% of FP17s for the same patient ID Re-attending between 3 & 9 months - Adults	3,419	6,252	54.7%	52.7%	52.1%	50.8%
% of FP17s for Band 1 Urgent Courses	745	7,625	9.8%	9.8%	9.5%	9.1%
% of FP17s Relating to Free Repair or Replacements	26	7,625	0.3%	0.6%	0.6%	0.8%
% of FP17s Relating to Continuations	204	7,625	2.7%	0.9%	0.8%	0.9%
% of Patients satisfied with the dentistry they have received	1	1	N/A	92.2%	92.4%	92.5%
% of Patients satisfied with the time they had to wait for an appointment	1	1	N/A	85.9%	86.3%	87.0%

* This is based on patients treated on this contract for their most recent course of treatment.

Figures in italics indicate the base number of FP17s or Patient Questionnaire responses are less than 100. N/A is shown where the base number of responses is less than 10 during the period. % is calculated as Quantity/Base number*100

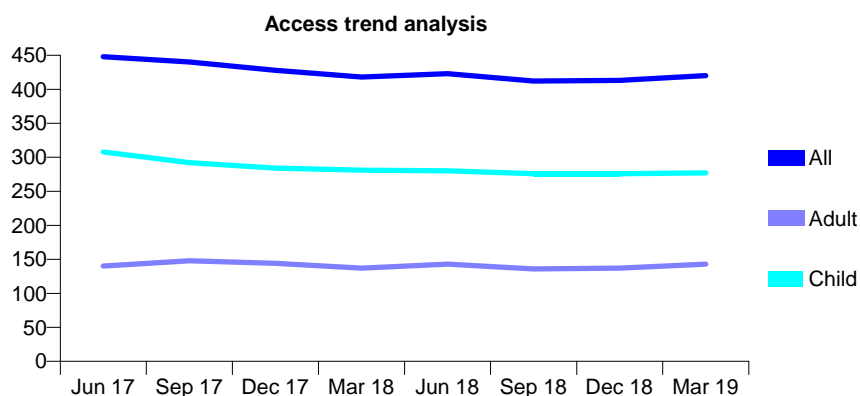
Q70 - Vital Signs At a Glance Contract Report for 842052/0001 - Year end March 2019

Name or company name	MR RD HALDERTHAY
Contract type name	GDS Contract
Purpose of contract	General
Contract start date	01/04/2006
Contract end date	

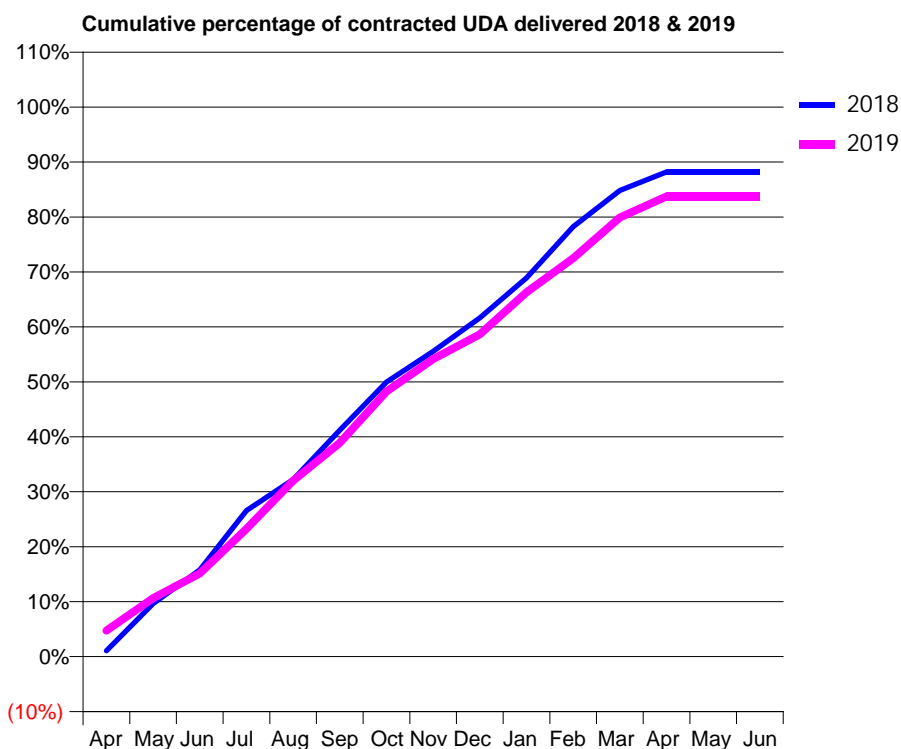
18/19 Contracted general activity (UDA)	1,000
Carry forward general activity (UDA)	0
18/19 Contracted orthodontic activity (UOA)	0
Carry forward orthodontic activity (UOA)	0
Baseline contract value	£23,699.28

ACCESS*

Patients seen in 24 months	Total	Change since previous quarter
Quarter ending March 2018	418	
Quarter ending June 2018	423	→
Quarter ending September 2018	412	↓
Quarter ending December 2018	413	→
Quarter ending March 2019	420	→
Variance since March 2018	0.5%	→



ACTIVITY



Month	Adjusted Scheduled Activity (UDA)	
	2018	2019
April	11	47
May	101	106
June	166	151
July	279	233
August	338	320
September	433	389
October	524	482
November	583	541
December	647	586
January	724	663
February	822	725
March	891	799
April	926	837
May	926	837
June	926	837

QUALITY

	Quantity	Base Number	Contract	AT	Region	England
% of FP17s for the same patient ID Re-attending within 3 months - Children	21	468	4.5%	9.7%	11.3%	11.8%
% of FP17s for the same patient ID Re-attending within 3 months - Adults	27	181	14.9%	14.0%	15.4%	15.7%
% of FP17s for the same patient ID Re-attending between 3 & 9 months - Children	322	468	68.8%	61.7%	61.3%	58.9%
% of FP17s for the same patient ID Re-attending between 3 & 9 months - Adults	138	181	76.2%	52.7%	52.1%	50.8%
% of FP17s for Band 1 Urgent Courses	27	655	4.1%	9.8%	9.5%	9.1%
% of FP17s Relating to Free Repair or Replacements	0	655	0.0%	0.6%	0.6%	0.8%
% of FP17s Relating to Continuations	16	655	2.4%	0.9%	0.8%	0.9%
% of Patients satisfied with the dentistry they have received	0	0	N/A	92.2%	92.4%	92.5%
% of Patients satisfied with the time they had to wait for an appointment	0	0	N/A	85.9%	86.3%	87.0%

* This is based on patients treated on this contract for their most recent course of treatment. Figures in italics indicate the base number of FP17s or Patient Questionnaire responses are less than 100. N/A is shown where the base number of responses is less than 10 during the period. % is calculated as Quantity/Base number*100

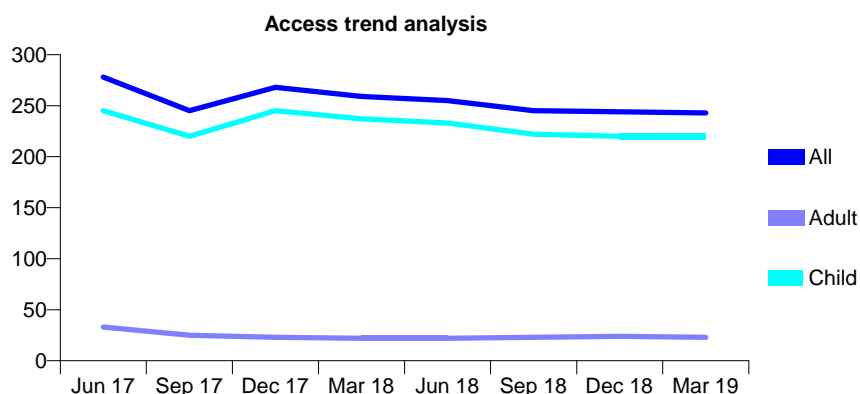
Q70 - Vital Signs At a Glance Contract Report for 843466/0001 - Year end March 2019

Name or company name	Swedental Surgery
Contract type name	GDS Contract
Purpose of contract	General
Contract start date	01/04/2006
Contract end date	

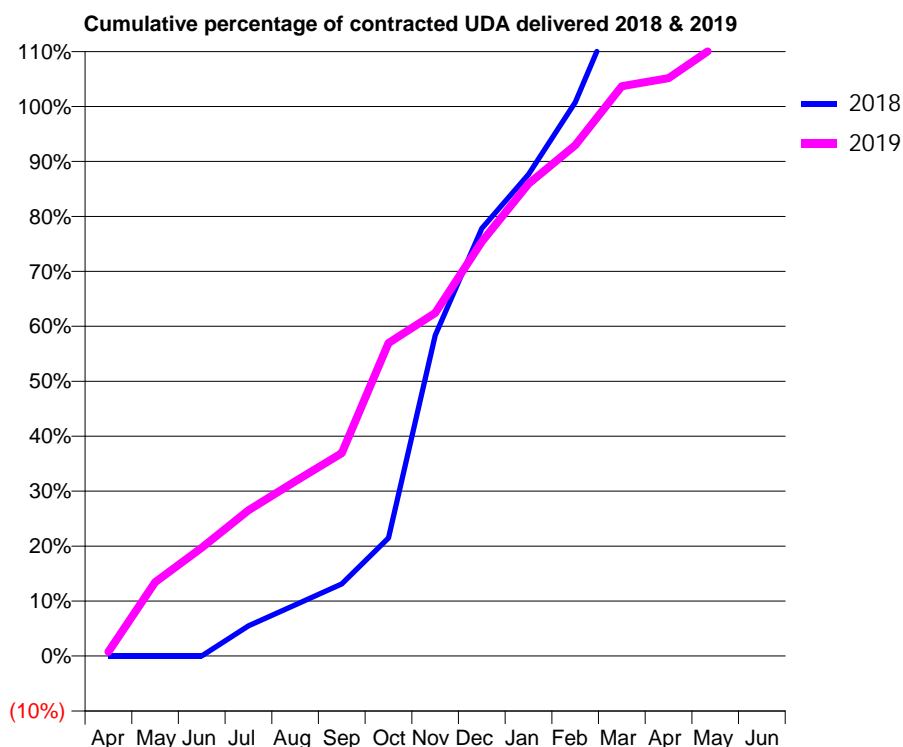
18/19 Contracted general activity (UDA)	894
Carry forward general activity (UDA)	0
18/19 Contracted orthodontic activity (UOA)	0
Carry forward orthodontic activity (UOA)	0
Baseline contract value	£19,464.47

ACCESS*

Patients seen in 24 months	Total	Change since previous quarter
Quarter ending March 2018	259	
Quarter ending June 2018	255	↓
Quarter ending September 2018	245	↓
Quarter ending December 2018	244	→
Quarter ending March 2019	243	→
Variance since March 2018	(6.2%)	↓



ACTIVITY



Month	Adjusted Scheduled Activity (UDA)	
	2018	2019
April	0	7
May	0	120
June	0	176
July	49	237
August	83	284
September	117	330
October	192	509
November	522	558
December	696	674
January	784	768
February	901	831
March	1,078	927
April	1,137	940
May	1,134	992
June	1,134	992

QUALITY

	Quantity	Base Number	Contract	AT	Region	England
% of FP17s for the same patient ID Re-attending within 3 months - Children	68	397	17.1%	9.7%	11.3%	11.8%
% of FP17s for the same patient ID Re-attending within 3 months - Adults	0	0	N/A	14.0%	15.4%	15.7%
% of FP17s for the same patient ID Re-attending between 3 & 9 months - Children	272	397	68.5%	61.7%	61.3%	58.9%
% of FP17s for the same patient ID Re-attending between 3 & 9 months - Adults	0	0	N/A	52.7%	52.1%	50.8%
% of FP17s for Band 1 Urgent Courses	0	406	0.0%	9.8%	9.5%	9.1%
% of FP17s Relating to Free Repair or Replacements	0	406	0.0%	0.6%	0.6%	0.8%
% of FP17s Relating to Continuations	0	406	0.0%	0.9%	0.8%	0.9%
% of Patients satisfied with the dentistry they have received	0	0	N/A	92.2%	92.4%	92.5%
% of Patients satisfied with the time they had to wait for an appointment	0	0	N/A	85.9%	86.3%	87.0%

* This is based on patients treated on this contract for their most recent course of treatment. Figures in italics indicate the base number of FP17s or Patient Questionnaire responses are less than 100. N/A is shown where the base number of responses is less than 10 during the period. % is calculated as Quantity/Base number*100

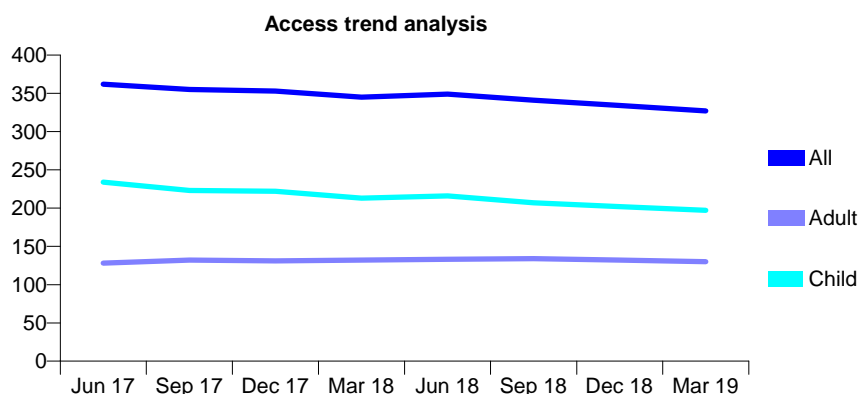
Q70 - Vital Signs At a Glance Contract Report for 844535/0001 - Year end March 2019

Name or company name	MR M FARSHCHI
Contract type name	GDS Contract
Purpose of contract	General
Contract start date	01/04/2006
Contract end date	

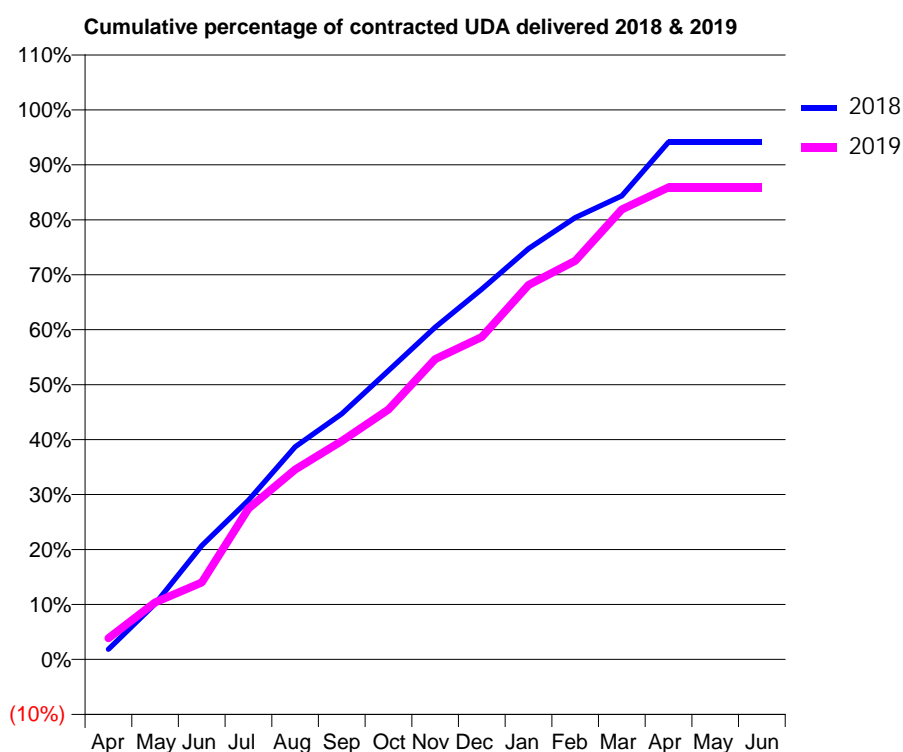
18/19 Contracted general activity (UDA)	750
Carry forward general activity (UDA)	0
18/19 Contracted orthodontic activity (UOA)	0
Carry forward orthodontic activity (UOA)	0
Baseline contract value	£20,495.66

ACCESS*

Patients seen in 24 months	Total	Change since previous quarter
Quarter ending March 2018	345	
Quarter ending June 2018	349	→
Quarter ending September 2018	341	↓
Quarter ending December 2018	334	↓
Quarter ending March 2019	327	↓
Variance since March 2018	(5.2%)	↓



ACTIVITY



Month	Adjusted Scheduled Activity (UDA)	
	2018	2019
April	14	29
May	76	78
June	155	105
July	217	206
August	290	259
September	335	298
October	394	341
November	453	410
December	505	440
January	560	511
February	603	544
March	633	614
April	706	644
May	706	644
June	706	644

QUALITY

	Quantity	Base Number	Contract	AT	Region	England
% of FP17s for the same patient ID Re-attending within 3 months - Children	7	342	2.0%	9.7%	11.3%	11.8%
% of FP17s for the same patient ID Re-attending within 3 months - Adults	6	125	4.8%	14.0%	15.4%	15.7%
% of FP17s for the same patient ID Re-attending between 3 & 9 months - Children	251	342	73.4%	61.7%	61.3%	58.9%
% of FP17s for the same patient ID Re-attending between 3 & 9 months - Adults	76	125	60.8%	52.7%	52.1%	50.8%
% of FP17s for Band 1 Urgent Courses	1	448	0.2%	9.8%	9.5%	9.1%
% of FP17s Relating to Free Repair or Replacements	0	448	0.0%	0.6%	0.6%	0.8%
% of FP17s Relating to Continuations	4	448	0.9%	0.9%	0.8%	0.9%
% of Patients satisfied with the dentistry they have received	0	0	N/A	92.2%	92.4%	92.5%
% of Patients satisfied with the time they had to wait for an appointment	0	0	N/A	85.9%	86.3%	87.0%

* This is based on patients treated on this contract for their most recent course of treatment. Figures in italics indicate the base number of FP17s or Patient Questionnaire responses are less than 100. N/A is shown where the base number of responses is less than 10 during the period. % is calculated as Quantity/Base number*100

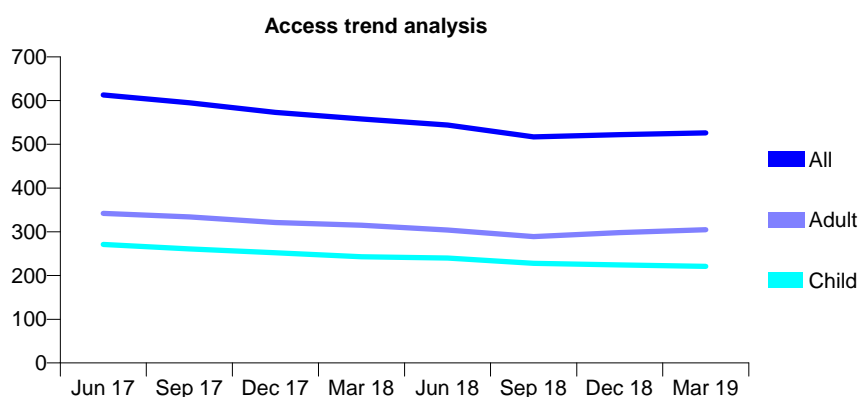
Q70 - Vital Signs At a Glance Contract Report for 847976/0001 - Year end March 2019

Name or company name	MS P SAMADZADEH-YAGHINI
Contract type name	GDS Contract
Purpose of contract	General
Contract start date	01/04/2006
Contract end date	

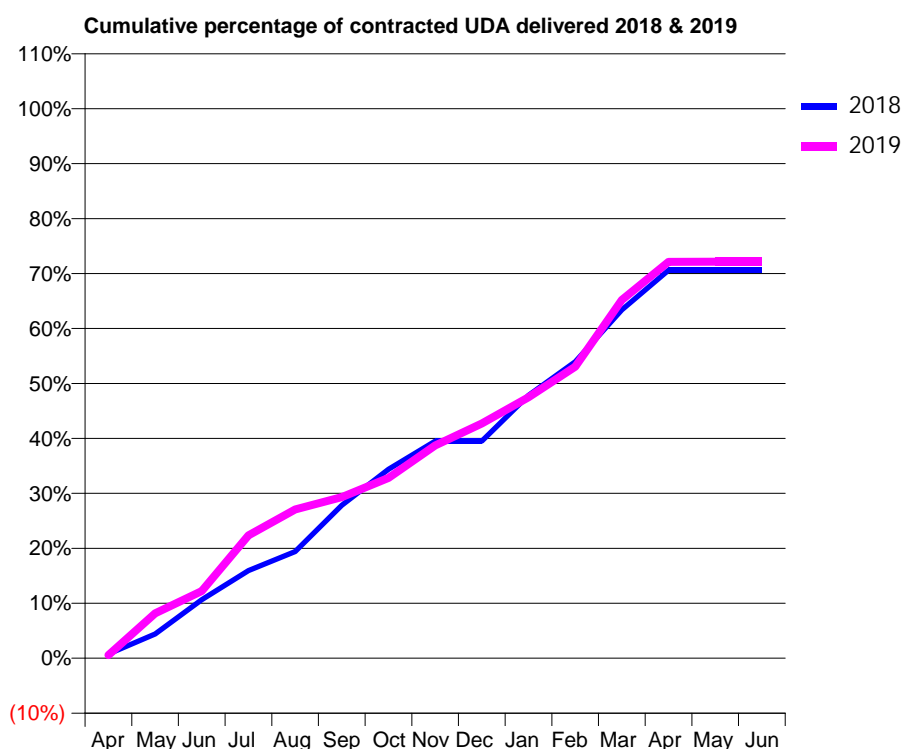
18/19 Contracted general activity (UDA)	2,492
Carry forward general activity (UDA)	0
18/19 Contracted orthodontic activity (UOA)	0
Carry forward orthodontic activity (UOA)	0
Baseline contract value	£57,023.37

ACCESS*

Patients seen in 24 months	Total	Change since previous quarter
Quarter ending March 2018	558	
Quarter ending June 2018	544	↓
Quarter ending September 2018	517	↓
Quarter ending December 2018	522	→
Quarter ending March 2019	526	→
Variance since March 2018	(5.7%)	↓



ACTIVITY



Month	2018	2019
April	20	14
May	110	203
June	265	305
July	398	557
August	483	675
September	694	731
October	857	818
November	985	965
December	985	1,064
January	1,192	1,183
February	1,345	1,321
March	1,580	1,624
April	1,759	1,797
May	1,759	1,798
June	1,759	1,798

QUALITY

	Quantity	Base Number	Contract	AT	Region	England
% of FP17s for the same patient ID Re-attending within 3 months - Children	32	395	8.1%	9.7%	11.3%	11.8%
% of FP17s for the same patient ID Re-attending within 3 months - Adults	52	421	12.4%	14.0%	15.4%	15.7%
% of FP17s for the same patient ID Re-attending between 3 & 9 months - Children	285	395	72.2%	61.7%	61.3%	58.9%
% of FP17s for the same patient ID Re-attending between 3 & 9 months - Adults	289	421	68.6%	52.7%	52.1%	50.8%
% of FP17s for Band 1 Urgent Courses	43	795	5.4%	9.8%	9.5%	9.1%
% of FP17s Relating to Free Repair or Replacements	3	795	0.4%	0.6%	0.6%	0.8%
% of FP17s Relating to Continuations	0	795	0.0%	0.9%	0.8%	0.9%
% of Patients satisfied with the dentistry they have received	0	0	N/A	92.2%	92.4%	92.5%
% of Patients satisfied with the time they had to wait for an appointment	0	0	N/A	85.9%	86.3%	87.0%

* This is based on patients treated on this contract for their most recent course of treatment.

Figures in italics indicate the base number of FP17s or Patient Questionnaire responses are less than 100. N/A is shown where the base number of responses is less than 10 during the period. % is calculated as Quantity/Base number*100

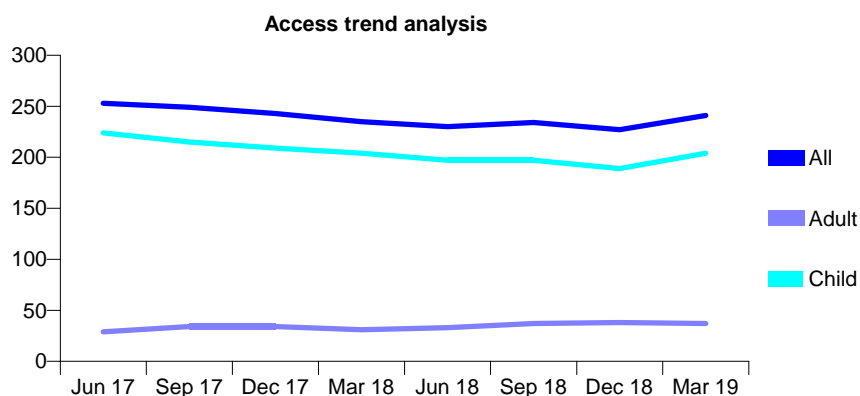
Q70 - Vital Signs At a Glance Contract Report for 861782/0001 - Year end March 2019

Name or company name	MR AJ SMALES
Contract type name	GDS Contract
Purpose of contract	General
Contract start date	01/08/2008
Contract end date	

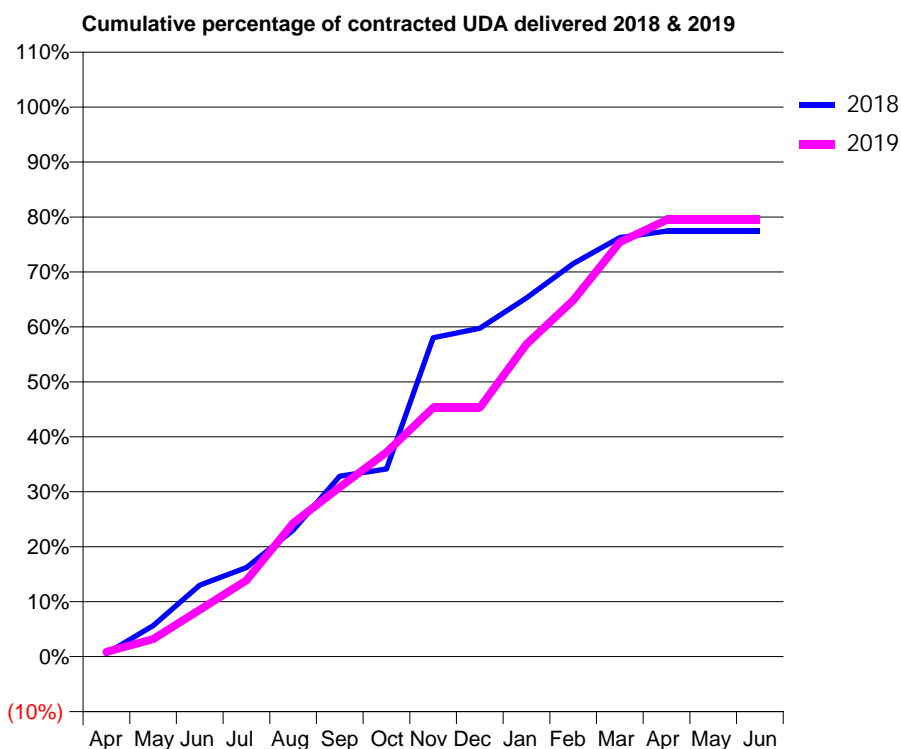
18/19 Contracted general activity (UDA)	691
Carry forward general activity (UDA)	0
18/19 Contracted orthodontic activity (UOA)	0
Carry forward orthodontic activity (UOA)	0
Baseline contract value	£20,121.98

ACCESS*

Patients seen in 24 months	Total	Change since previous quarter
Quarter ending March 2018	235	
Quarter ending June 2018	230	↓
Quarter ending September 2018	234	→
Quarter ending December 2018	227	↓
Quarter ending March 2019	241	↑
Variance since March 2018	2.6%	↑



ACTIVITY



Month	Adjusted Scheduled Activity (UDA)	
	2018	2019
April	4	6
May	39	22
June	90	59
July	112	96
August	159	168
September	227	213
October	236	257
November	401	313
December	413	313
January	451	393
February	494	448
March	527	521
April	535	549
May	535	549
June	535	549

QUALITY

	Quantity	Base Number	Contract	AT	Region	England
% of FP17s for the same patient ID Re-attending within 3 months - Children	16	230	7.0%	9.7%	11.3%	11.8%
% of FP17s for the same patient ID Re-attending within 3 months - Adults	1	10	10.0%	14.0%	15.4%	15.7%
% of FP17s for the same patient ID Re-attending between 3 & 9 months - Children	83	230	36.1%	61.7%	61.3%	58.9%
% of FP17s for the same patient ID Re-attending between 3 & 9 months - Adults	3	10	30.0%	52.7%	52.1%	50.8%
% of FP17s for Band 1 Urgent Courses	0	248	0.0%	9.8%	9.5%	9.1%
% of FP17s Relating to Free Repair or Replacements	0	248	0.0%	0.6%	0.6%	0.8%
% of FP17s Relating to Continuations	0	248	0.0%	0.9%	0.8%	0.9%
% of Patients satisfied with the dentistry they have received	0	0	N/A	92.2%	92.4%	92.5%
% of Patients satisfied with the time they had to wait for an appointment	0	0	N/A	85.9%	86.3%	87.0%

* This is based on patients treated on this contract for their most recent course of treatment. Figures in italics indicate the base number of FP17s or Patient Questionnaire responses are less than 100. N/A is shown where the base number of responses is less than 10 during the period. % is calculated as Quantity/Base number*100

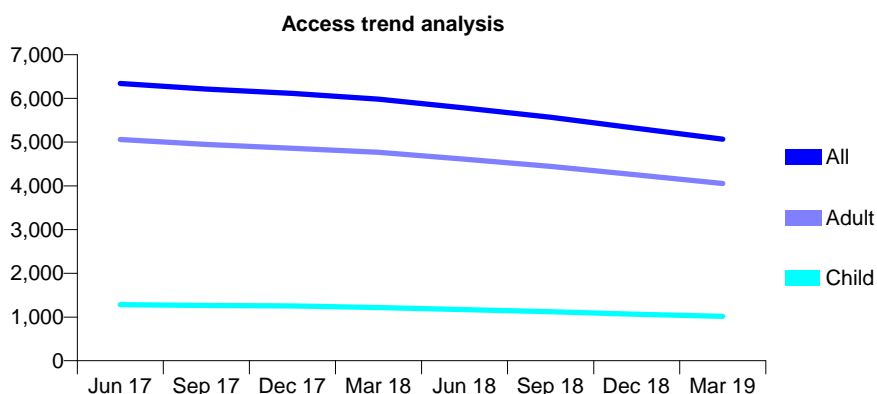
Q70 - Vital Signs At a Glance Contract Report for 864692/0002 - Year end March 2019

Name or company name	WIGHT DENTAL CARE LIMITED
Contract type name	GDS Contract
Purpose of contract	General
Contract start date	01/04/2014
Contract end date	

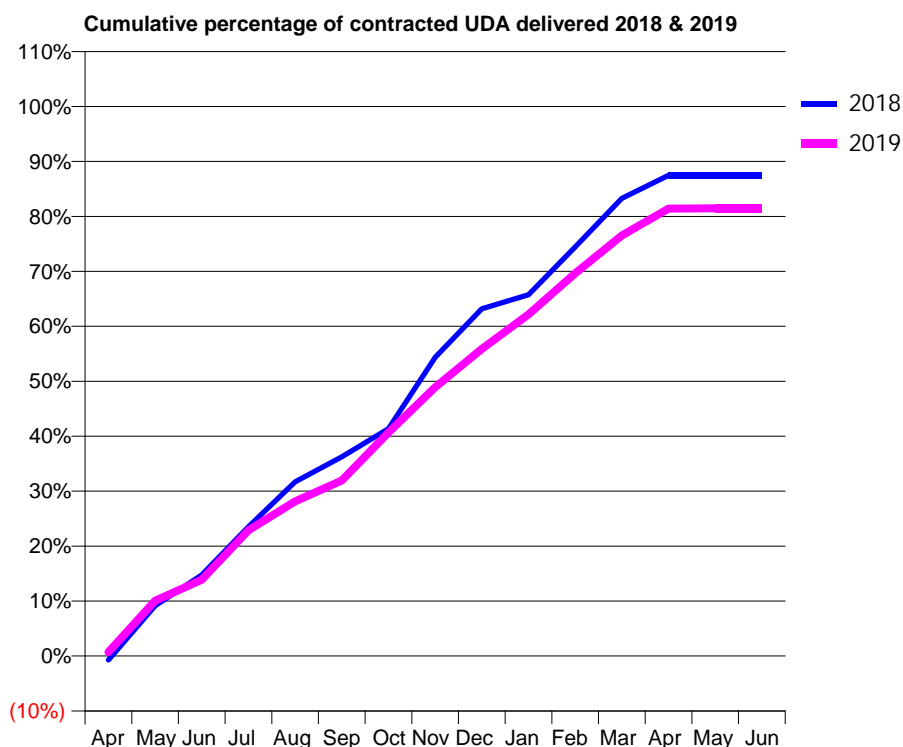
18/19 Contracted general activity (UDA)	17,000
Carry forward general activity (UDA)	0
18/19 Contracted orthodontic activity (UOA)	0
Carry forward orthodontic activity (UOA)	0
Baseline contract value	£394,122.47

ACCESS*

Patients seen in 24 months	Total	Change since previous quarter
Quarter ending March 2018	5,984	
Quarter ending June 2018	5,781	↓
Quarter ending September 2018	5,567	↓
Quarter ending December 2018	5,315	↓
Quarter ending March 2019	5,067	↓
Variance since March 2018	(15.3%)	↓



ACTIVITY



Month	Adjusted Scheduled Activity (UDA)	
	2018	2019
April	-161	121
May	2,020	1,708
June	3,250	2,357
July	5,189	3,888
August	6,987	4,786
September	7,990	5,425
October	9,116	6,916
November	11,984	8,315
December	13,929	9,499
January	14,495	10,568
February	16,415	11,838
March	18,358	13,008
April	19,282	13,840
May	19,284	13,851
June	19,284	13,852

QUALITY

	Quantity	Base Number	Contract	AT	Region	England
% of FP17s for the same patient ID Re-attending within 3 months - Children	40	1,184	3.4%	9.7%	11.3%	11.8%
% of FP17s for the same patient ID Re-attending within 3 months - Adults	495	4,717	10.5%	14.0%	15.4%	15.7%
% of FP17s for the same patient ID Re-attending between 3 & 9 months - Children	646	1,184	54.6%	61.7%	61.3%	58.9%
% of FP17s for the same patient ID Re-attending between 3 & 9 months - Adults	2,388	4,717	50.6%	52.7%	52.1%	50.8%
% of FP17s for Band 1 Urgent Courses	417	5,777	7.2%	9.8%	9.5%	9.1%
% of FP17s Relating to Free Repair or Replacements	23	5,777	0.4%	0.6%	0.6%	0.8%
% of FP17s Relating to Continuations	58	5,777	1.0%	0.9%	0.8%	0.9%
% of Patients satisfied with the dentistry they have received	5	5	N/A	92.2%	92.4%	92.5%
% of Patients satisfied with the time they had to wait for an appointment	5	5	N/A	85.9%	86.3%	87.0%

* This is based on patients treated on this contract for their most recent course of treatment.

Figures in italics indicate the base number of FP17s or Patient Questionnaire responses are less than 100. N/A is shown where the base number of responses is less than 10 during the period. % is calculated as Quantity/Base number*100

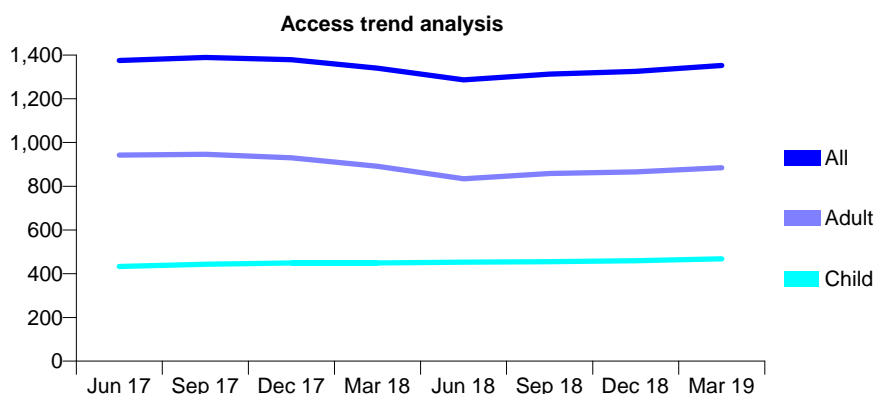
Q70 - Vital Signs At a Glance Contract Report for 875104/0001 - Year end March 2019

Name or company name	MRS RM REDKA
Contract type name	GDS Contract
Purpose of contract	General
Contract start date	15/06/2008
Contract end date	

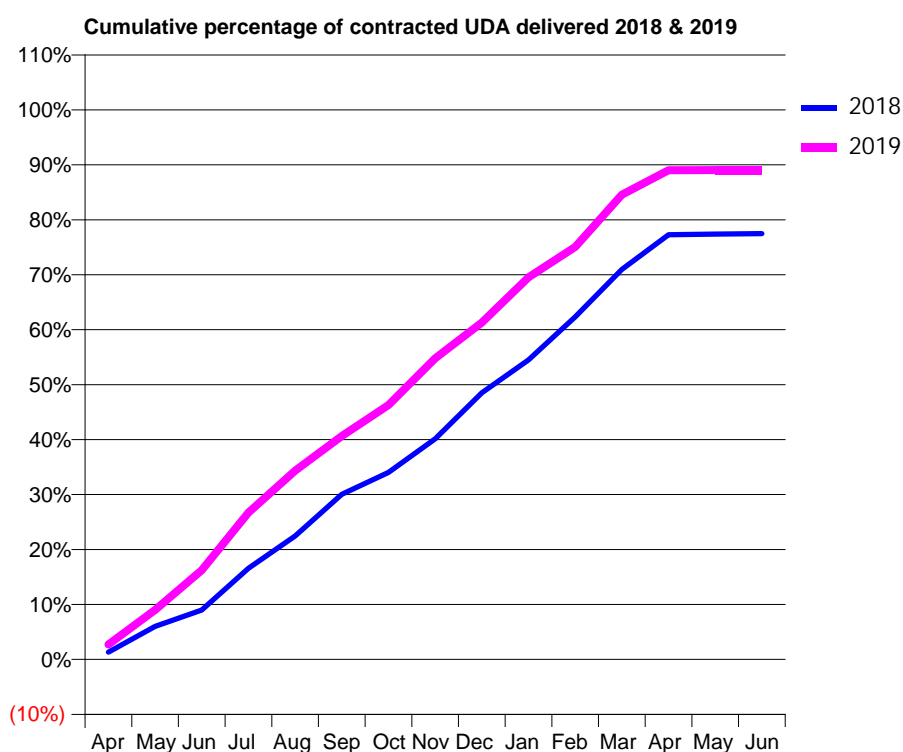
18/19 Contracted general activity (UDA)	6,000
Carry forward general activity (UDA)	0
18/19 Contracted orthodontic activity (UOA)	0
Carry forward orthodontic activity (UOA)	0
Baseline contract value	£139,239.34

ACCESS*

Patients seen in 24 months	Total	Change since previous quarter
Quarter ending March 2018	1,340	
Quarter ending June 2018	1,287	↓
Quarter ending September 2018	1,313	↑
Quarter ending December 2018	1,325	→
Quarter ending March 2019	1,353	↑
Variance since March 2018	1.0%	→



ACTIVITY



Month	Adjusted Scheduled Activity (UDA)	
	2018	2019
April	79	163
May	360	541
June	539	974
July	995	1,603
August	1,348	2,061
September	1,802	2,438
October	2,043	2,777
November	2,410	3,287
December	2,910	3,678
January	3,269	4,172
February	3,740	4,504
March	4,258	5,073
April	4,637	5,341
May	4,644	5,342
June	4,648	5,342

QUALITY

	Quantity	Base Number	Contract	AT	Region	England
% of FP17s for the same patient ID Re-attending within 3 months - Children	136	830	16.4%	9.7%	11.3%	11.8%
% of FP17s for the same patient ID Re-attending within 3 months - Adults	327	1,379	23.7%	14.0%	15.4%	15.7%
% of FP17s for the same patient ID Re-attending between 3 & 9 months - Children	469	830	56.5%	61.7%	61.3%	58.9%
% of FP17s for the same patient ID Re-attending between 3 & 9 months - Adults	704	1,379	51.1%	52.7%	52.1%	50.8%
% of FP17s for Band 1 Urgent Courses	212	2,195	9.7%	9.8%	9.5%	9.1%
% of FP17s Relating to Free Repair or Replacements	0	2,195	0.0%	0.6%	0.6%	0.8%
% of FP17s Relating to Continuations	7	2,195	0.3%	0.9%	0.8%	0.9%
% of Patients satisfied with the dentistry they have received	2	2	N/A	92.2%	92.4%	92.5%
% of Patients satisfied with the time they had to wait for an appointment	2	2	N/A	85.9%	86.3%	87.0%

* This is based on patients treated on this contract for their most recent course of treatment.

Figures in italics indicate the base number of FP17s or Patient Questionnaire responses are less than 100. N/A is shown where the base number of responses is less than 10 during the period. % is calculated as Quantity/Base number*100

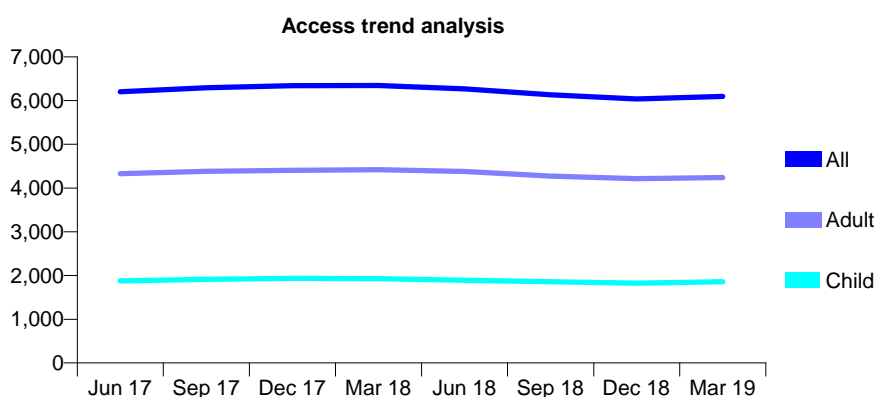
Q70 - Vital Signs At a Glance Contract Report for 901849/0003 - Year end March 2019

Name or company name	MR MM LALJEE
Contract type name	GDS Contract
Purpose of contract	General
Contract start date	02/04/2012
Contract end date	

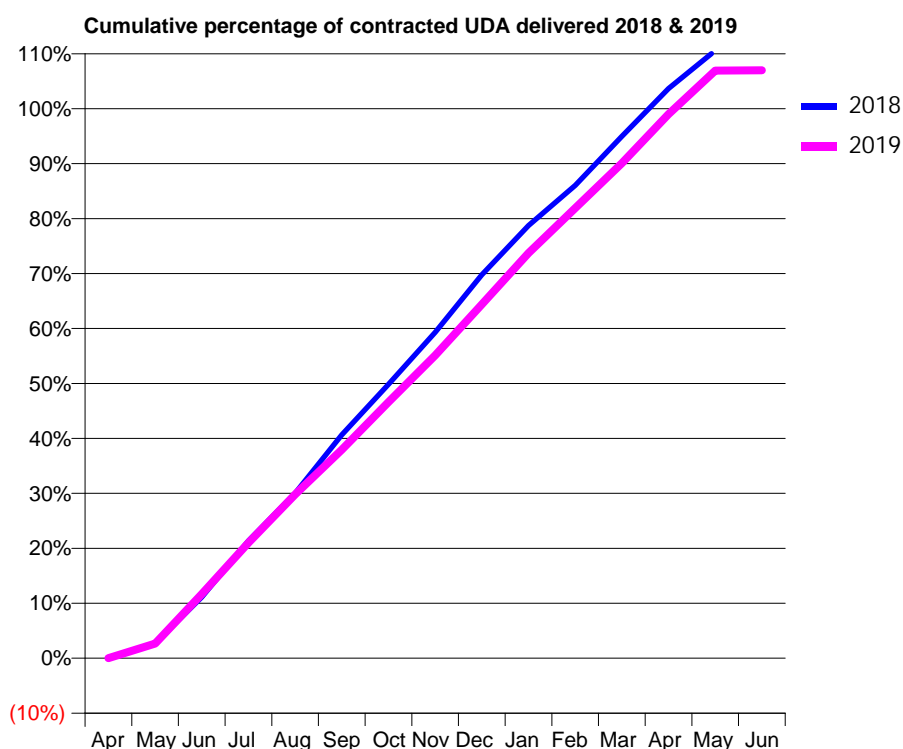
18/19 Contracted general activity (UDA)	13,300
Carry forward general activity (UDA)	0
18/19 Contracted orthodontic activity (UOA)	0
Carry forward orthodontic activity (UOA)	0
Baseline contract value	£369,315.88

ACCESS*

Patients seen in 24 months	Total	Change since previous quarter
Quarter ending March 2018	6,345	
Quarter ending June 2018	6,267	↓
Quarter ending September 2018	6,131	↓
Quarter ending December 2018	6,037	↓
Quarter ending March 2019	6,097	→
Variance since March 2018	(3.9%)	↓



ACTIVITY



Adjusted Scheduled Activity (UDA)		
Month	2018	2019
April	0	0
May	360	358
June	1,476	1,551
July	2,841	2,798
August	3,999	3,965
September	5,404	5,046
October	6,630	6,197
November	7,888	7,332
December	9,277	8,561
January	10,470	9,803
February	11,442	10,896
March	12,627	11,979
April	13,786	13,168
May	14,702	14,222
June	14,702	14,228

QUALITY

	Quantity	Base Number	Contract	AT	Region	England
% of FP17s for the same patient ID Re-attending within 3 months - Children	114	3,023	3.8%	9.7%	11.3%	11.8%
% of FP17s for the same patient ID Re-attending within 3 months - Adults	578	5,371	10.8%	14.0%	15.4%	15.7%
% of FP17s for the same patient ID Re-attending between 3 & 9 months - Children	2,267	3,023	75.0%	61.7%	61.3%	58.9%
% of FP17s for the same patient ID Re-attending between 3 & 9 months - Adults	2,543	5,371	47.3%	52.7%	52.1%	50.8%
% of FP17s for Band 1 Urgent Courses	402	8,548	4.7%	9.8%	9.5%	9.1%
% of FP17s Relating to Free Repair or Replacements	32	8,548	0.4%	0.6%	0.6%	0.8%
% of FP17s Relating to Continuations	102	8,548	1.2%	0.9%	0.8%	0.9%
% of Patients satisfied with the dentistry they have received	1	1	N/A	92.2%	92.4%	92.5%
% of Patients satisfied with the time they had to wait for an appointment	1	1	N/A	85.9%	86.3%	87.0%

* This is based on patients treated on this contract for their most recent course of treatment.

Figures in italics indicate the base number of FP17s or Patient Questionnaire responses are less than 100. N/A is shown where the base number of responses is less than 10 during the period. % is calculated as Quantity/Base number*100

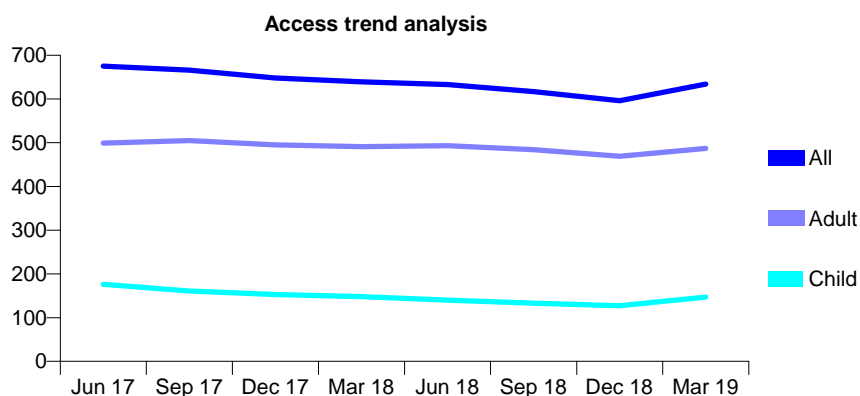
Q70 - Vital Signs At a Glance Contract Report for 905968/0001 - Year end March 2019

Name or company name	MR A MCGROARTY
Contract type name	GDS Contract
Purpose of contract	General
Contract start date	01/04/2006
Contract end date	

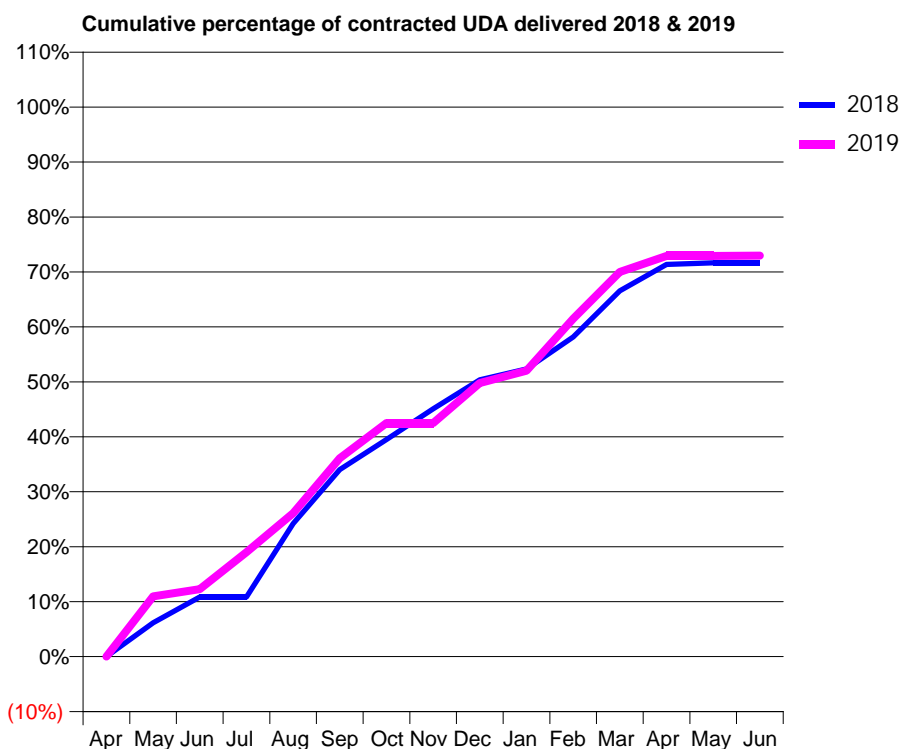
18/19 Contracted general activity (UDA)	2,250
Carry forward general activity (UDA)	0
18/19 Contracted orthodontic activity (UOA)	0
Carry forward orthodontic activity (UOA)	0
Baseline contract value	£49,930.83

ACCESS*

Patients seen in 24 months	Total	Change since previous quarter
Quarter ending March 2018	639	
Quarter ending June 2018	633	→
Quarter ending September 2018	617	↓
Quarter ending December 2018	596	↓
Quarter ending March 2019	634	↑
Variance since March 2018	(0.8%)	→



ACTIVITY



Month	Adjusted Scheduled Activity (UDA)	
	2018	2019
April	0	0
May	139	247
June	244	277
July	244	428
August	545	588
September	766	812
October	889	956
November	1,015	956
December	1,133	1,120
January	1,178	1,171
February	1,309	1,384
March	1,497	1,575
April	1,605	1,641
May	1,612	1,641
June	1,612	1,642

QUALITY

	Quantity	Base Number	Contract	AT	Region	England
% of FP17s for the same patient ID Re-attending within 3 months - Children	5	257	1.9%	9.7%	11.3%	11.8%
% of FP17s for the same patient ID Re-attending within 3 months - Adults	118	799	14.8%	14.0%	15.4%	15.7%
% of FP17s for the same patient ID Re-attending between 3 & 9 months - Children	167	257	65.0%	61.7%	61.3%	58.9%
% of FP17s for the same patient ID Re-attending between 3 & 9 months - Adults	512	799	64.1%	52.7%	52.1%	50.8%
% of FP17s for Band 1 Urgent Courses	79	1,016	7.8%	9.8%	9.5%	9.1%
% of FP17s Relating to Free Repair or Replacements	0	1,016	0.0%	0.6%	0.6%	0.8%
% of FP17s Relating to Continuations	3	1,016	0.3%	0.9%	0.8%	0.9%
% of Patients satisfied with the dentistry they have received	0	0	N/A	92.2%	92.4%	92.5%
% of Patients satisfied with the time they had to wait for an appointment	0	0	N/A	85.9%	86.3%	87.0%

* This is based on patients treated on this contract for their most recent course of treatment. Figures in italics indicate the base number of FP17s or Patient Questionnaire responses are less than 100. N/A is shown where the base number of responses is less than 10 during the period. % is calculated as Quantity/Base number*100

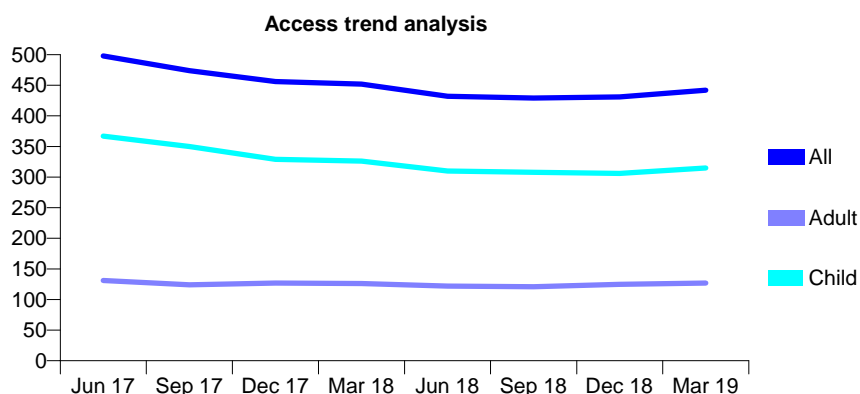
Q70 - Vital Signs At a Glance Contract Report for 906530/0001 - Year end March 2019

Name or company name	MR SG PARDOE
Contract type name	GDS Contract
Purpose of contract	General
Contract start date	01/04/2006
Contract end date	

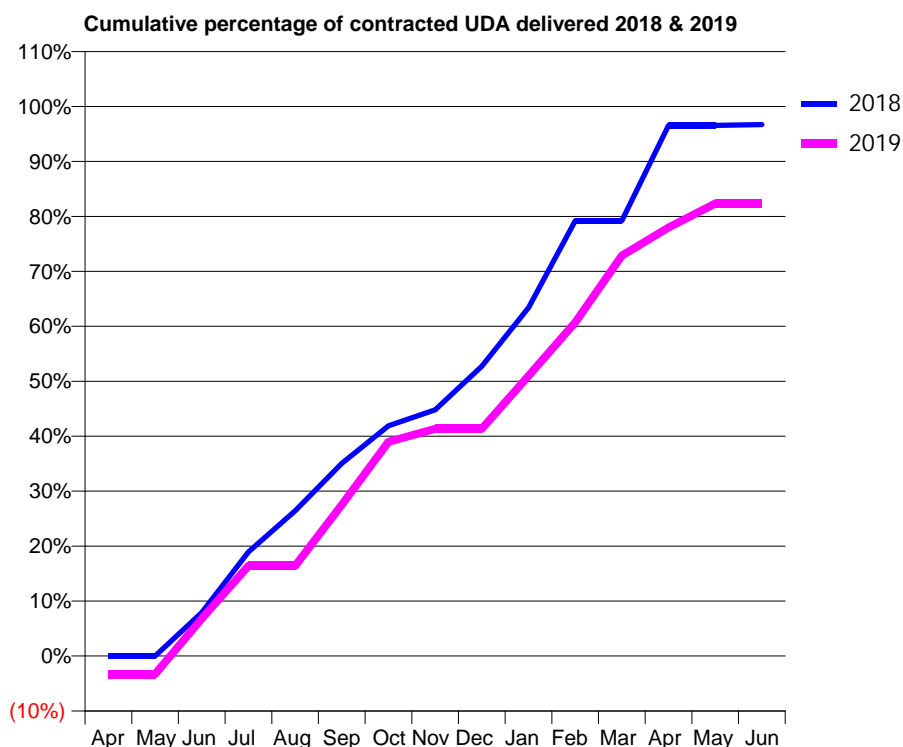
18/19 Contracted general activity (UDA)	760
Carry forward general activity (UDA)	25
18/19 Contracted orthodontic activity (UOA)	0
Carry forward orthodontic activity (UOA)	0
Baseline contract value	£18,044.05

ACCESS*

Patients seen in 24 months	Total	Change since previous quarter
Quarter ending March 2018	452	
Quarter ending June 2018	432	↓
Quarter ending September 2018	429	→
Quarter ending December 2018	431	→
Quarter ending March 2019	442	↑
Variance since March 2018	(2.2%)	↓



ACTIVITY



Month	Adjusted Scheduled Activity (UDA)	
	2018	2019
April	0	-25
May	0	-25
June	60	52
July	144	125
August	201	125
September	266	209
October	318	296
November	341	314
December	401	314
January	482	387
February	602	461
March	602	554
April	734	593
May	734	626
June	735	626

QUALITY

	Quantity	Base Number	Contract	AT	Region	England
% of FP17s for the same patient ID Re-attending within 3 months - Children	15	519	2.9%	9.7%	11.3%	11.8%
% of FP17s for the same patient ID Re-attending within 3 months - Adults	0	98	0.0%	14.0%	15.4%	15.7%
% of FP17s for the same patient ID Re-attending between 3 & 9 months - Children	352	519	67.8%	61.7%	61.3%	58.9%
% of FP17s for the same patient ID Re-attending between 3 & 9 months - Adults	66	98	67.3%	52.7%	52.1%	50.8%
% of FP17s for Band 1 Urgent Courses	9	568	1.6%	9.8%	9.5%	9.1%
% of FP17s Relating to Free Repair or Replacements	0	568	0.0%	0.6%	0.6%	0.8%
% of FP17s Relating to Continuations	0	568	0.0%	0.9%	0.8%	0.9%
% of Patients satisfied with the dentistry they have received	0	0	N/A	92.2%	92.4%	92.5%
% of Patients satisfied with the time they had to wait for an appointment	0	0	N/A	85.9%	86.3%	87.0%

* This is based on patients treated on this contract for their most recent course of treatment. Figures in italics indicate the base number of FP17s or Patient Questionnaire responses are less than 100. N/A is shown where the base number of responses is less than 10 during the period. % is calculated as Quantity/Base number*100

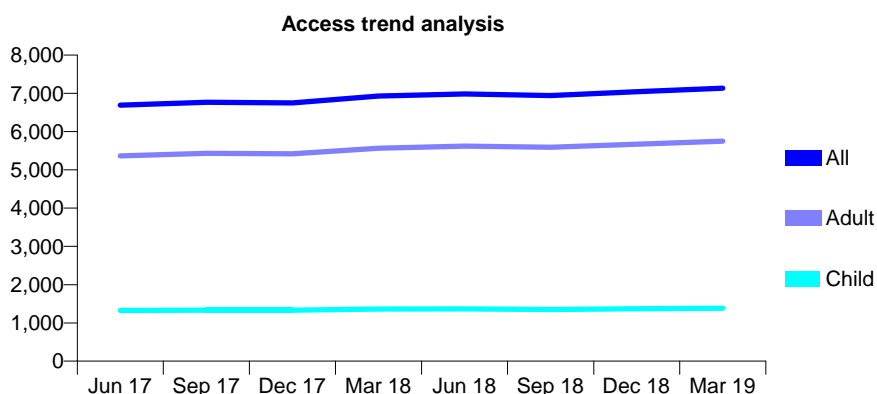
Q70 - Vital Signs At a Glance Contract Report for 911860/0002 - Year end March 2019

Name or company name	MR AM DANBY
Contract type name	GDS Contract
Purpose of contract	General
Contract start date	01/06/2008
Contract end date	

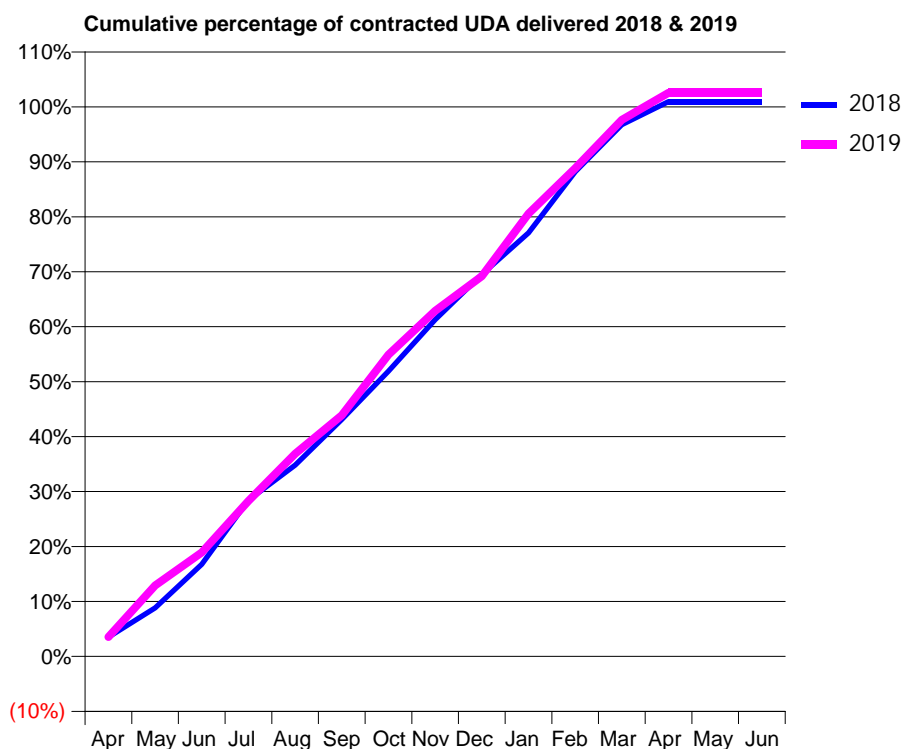
18/19 Contracted general activity (UDA)	15,800
Carry forward general activity (UDA)	0
18/19 Contracted orthodontic activity (UOA)	0
Carry forward orthodontic activity (UOA)	0
Baseline contract value	£451,010.61

ACCESS*

Patients seen in 24 months	Total	Change since previous quarter
Quarter ending March 2018	6,927	
Quarter ending June 2018	6,985	→
Quarter ending September 2018	6,941	→
Quarter ending December 2018	7,042	→
Quarter ending March 2019	7,133	→
Variance since March 2018	3.0%	↑



ACTIVITY



Month	Adjusted Scheduled Activity (UDA)	
	2018	2019
April	552	560
May	1,396	2,041
June	2,648	2,987
July	4,495	4,468
August	5,500	5,827
September	6,810	6,929
October	8,204	8,674
November	9,684	9,936
December	10,983	10,930
January	12,174	12,727
February	13,936	14,036
March	15,288	15,428
April	15,951	16,204
May	15,951	16,204
June	15,951	16,204

QUALITY

	Quantity	Base Number	Contract	AT	Region	England
% of FP17s for the same patient ID Re-attending within 3 months - Children	93	2,007	4.6%	9.7%	11.3%	11.8%
% of FP17s for the same patient ID Re-attending within 3 months - Adults	1,253	8,854	14.2%	14.0%	15.4%	15.7%
% of FP17s for the same patient ID Re-attending between 3 & 9 months - Children	1,286	2,007	64.1%	61.7%	61.3%	58.9%
% of FP17s for the same patient ID Re-attending between 3 & 9 months - Adults	5,394	8,854	60.9%	52.7%	52.1%	50.8%
% of FP17s for Band 1 Urgent Courses	1,000	9,818	10.2%	9.8%	9.5%	9.1%
% of FP17s Relating to Free Repair or Replacements	100	9,818	1.0%	0.6%	0.6%	0.8%
% of FP17s Relating to Continuations	124	9,818	1.3%	0.9%	0.8%	0.9%
% of Patients satisfied with the dentistry they have received	1	1	N/A	92.2%	92.4%	92.5%
% of Patients satisfied with the time they had to wait for an appointment	1	1	N/A	85.9%	86.3%	87.0%

* This is based on patients treated on this contract for their most recent course of treatment. Figures in italics indicate the base number of FP17s or Patient Questionnaire responses are less than 100. N/A is shown where the base number of responses is less than 10 during the period. % is calculated as Quantity/Base number*100

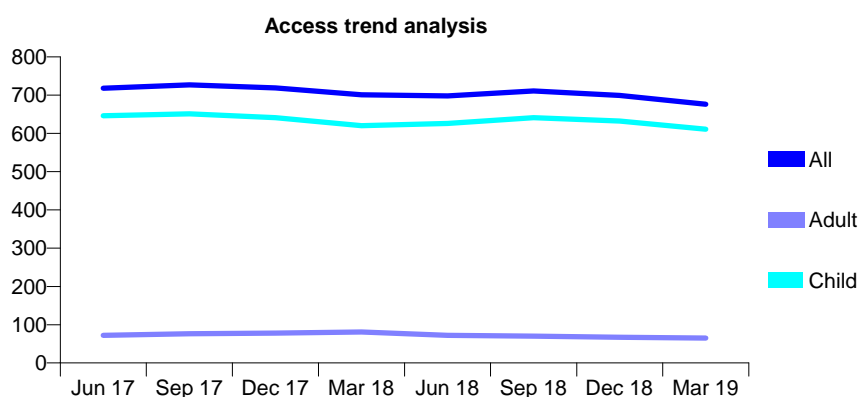
Q70 - Vital Signs At a Glance Contract Report for 913723/0001 - Year end March 2019

Name or company name	MR S TEJA
Contract type name	GDS Contract
Purpose of contract	General
Contract start date	01/04/2006
Contract end date	

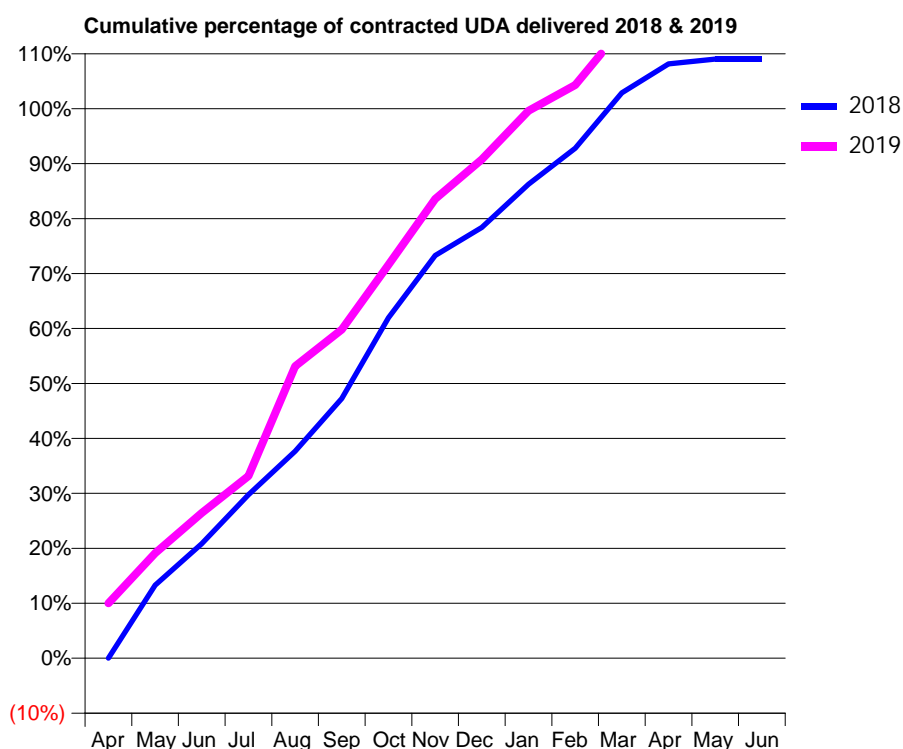
18/19 Contracted general activity (UDA)	1,624
Carry forward general activity (UDA)	0
18/19 Contracted orthodontic activity (UOA)	0
Carry forward orthodontic activity (UOA)	0
Baseline contract value	£44,953.05

ACCESS*

Patients seen in 24 months	Total	Change since previous quarter
Quarter ending March 2018	701	
Quarter ending June 2018	698	→
Quarter ending September 2018	711	→
Quarter ending December 2018	699	↓
Quarter ending March 2019	676	↓
Variance since March 2018	(3.6%)	↓



ACTIVITY



Month	2018	2019
April	0	163
May	216	310
June	338	429
July	483	539
August	612	863
September	768	971
October	1,006	1,163
November	1,190	1,357
December	1,273	1,474
January	1,401	1,618
February	1,507	1,694
March	1,671	1,860
April	1,756	1,911
May	1,770	1,911
June	1,770	1,911

QUALITY

	Quantity	Base Number	Contract	AT	Region	England
% of FP17s for the same patient ID Re-attending within 3 months - Children	120	1,188	10.1%	9.7%	11.3%	11.8%
% of FP17s for the same patient ID Re-attending within 3 months - Adults	12	55	21.8%	14.0%	15.4%	15.7%
% of FP17s for the same patient ID Re-attending between 3 & 9 months - Children	791	1,188	66.6%	61.7%	61.3%	58.9%
% of FP17s for the same patient ID Re-attending between 3 & 9 months - Adults	34	55	61.8%	52.7%	52.1%	50.8%
% of FP17s for Band 1 Urgent Courses	67	1,204	5.6%	9.8%	9.5%	9.1%
% of FP17s Relating to Free Repair or Replacements	0	1,204	0.0%	0.6%	0.6%	0.8%
% of FP17s Relating to Continuations	0	1,204	0.0%	0.9%	0.8%	0.9%
% of Patients satisfied with the dentistry they have received	0	0	N/A	92.2%	92.4%	92.5%
% of Patients satisfied with the time they had to wait for an appointment	0	0	N/A	85.9%	86.3%	87.0%

* This is based on patients treated on this contract for their most recent course of treatment.

Figures in italics indicate the base number of FP17s or Patient Questionnaire responses are less than 100. N/A is shown where the base number of responses is less than 10 during the period. % is calculated as Quantity/Base number*100

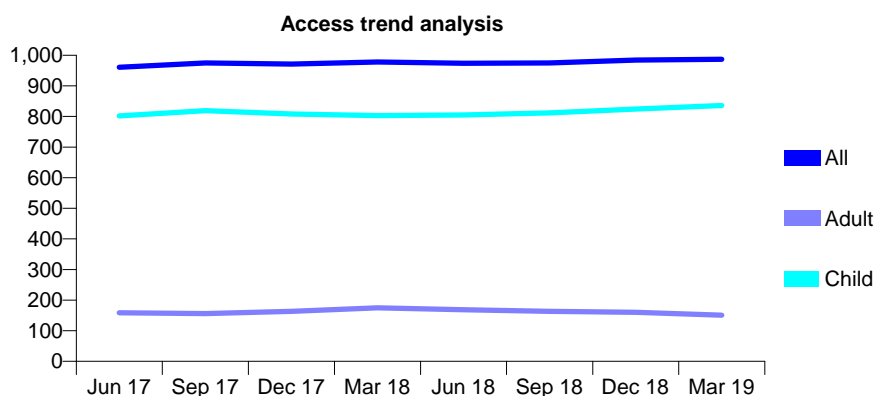
Q70 - Vital Signs At a Glance Contract Report for 915394/0001 - Year end March 2019

Name or company name	Linden Avenue Partnership
Contract type name	GDS Contract
Purpose of contract	General and Orthodontic
Contract start date	01/04/2006
Contract end date	

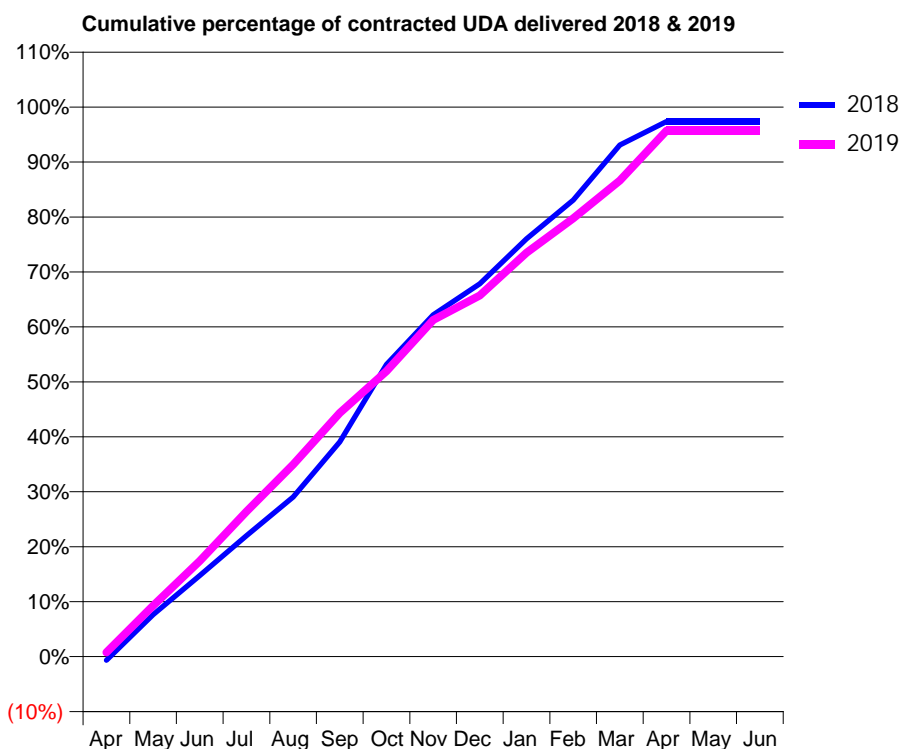
18/19 Contracted general activity (UDA)	2,800
Carry forward general activity (UDA)	73
18/19 Contracted orthodontic activity (UOA)	268
Carry forward orthodontic activity (UOA)	0
Baseline contract value	£90,744.51

ACCESS*

Patients seen in 24 months	Total	Change since previous quarter
Quarter ending March 2018	978	
Quarter ending June 2018	974	→
Quarter ending September 2018	975	→
Quarter ending December 2018	984	→
Quarter ending March 2019	987	→
Variance since March 2018	0.9%	→



ACTIVITY



Month	Adjusted Scheduled Activity (UDA)	
	2018	2019
April	-19	22
May	214	260
June	413	487
July	616	740
August	813	979
September	1,094	1,242
October	1,489	1,454
November	1,741	1,715
December	1,899	1,840
January	2,129	2,058
February	2,326	2,233
March	2,606	2,426
April	2,727	2,680
May	2,727	2,680
June	2,727	2,680

QUALITY

	Quantity	Base Number	Contract	AT	Region	England
% of FP17s for the same patient ID Re-attending within 3 months - Children	164	1,525	10.8%	9.7%	11.3%	11.8%
% of FP17s for the same patient ID Re-attending within 3 months - Adults	13	106	12.3%	14.0%	15.4%	15.7%
% of FP17s for the same patient ID Re-attending between 3 & 9 months - Children	1,072	1,525	70.3%	61.7%	61.3%	58.9%
% of FP17s for the same patient ID Re-attending between 3 & 9 months - Adults	73	106	68.9%	52.7%	52.1%	50.8%
% of FP17s for Band 1 Urgent Courses	57	1,641	3.5%	9.8%	9.5%	9.1%
% of FP17s Relating to Free Repair or Replacements	0	1,641	0.0%	0.6%	0.6%	0.8%
% of FP17s Relating to Continuations	1	1,641	0.1%	0.9%	0.8%	0.9%
% of Patients satisfied with the dentistry they have received	4	4	N/A	92.2%	92.4%	92.5%
% of Patients satisfied with the time they had to wait for an appointment	4	4	N/A	85.9%	86.3%	87.0%

* This is based on patients treated on this contract for their most recent course of treatment. Figures in italics indicate the base number of FP17s or Patient Questionnaire responses are less than 100. N/A is shown where the base number of responses is less than 10 during the period. % is calculated as Quantity/Base number*100

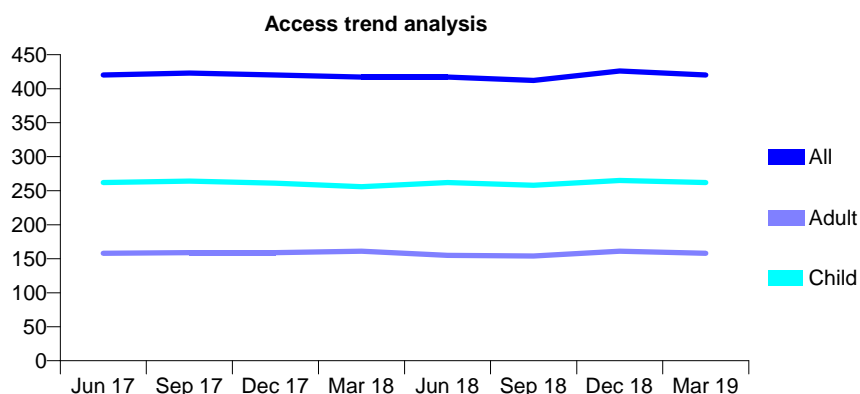
Q70 - Vital Signs At a Glance Contract Report for 917559/0002 - Year end March 2019

Name or company name	MISS AK O'REGAN
Contract type name	GDS Contract
Purpose of contract	General
Contract start date	01/04/2006
Contract end date	

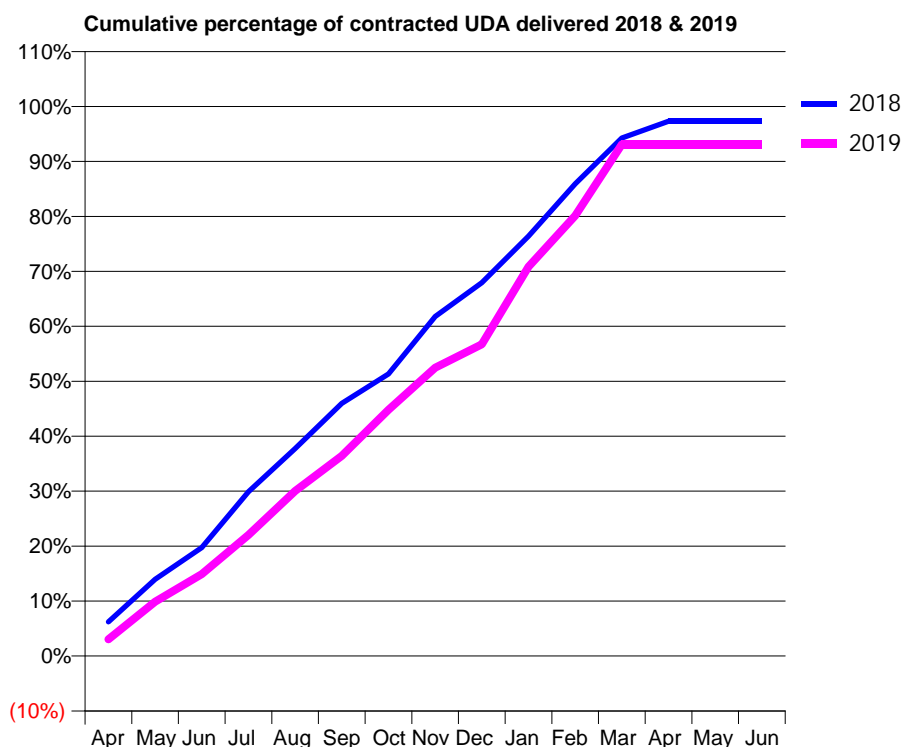
18/19 Contracted general activity (UDA)	950
Carry forward general activity (UDA)	25
18/19 Contracted orthodontic activity (UOA)	0
Carry forward orthodontic activity (UOA)	0
Baseline contract value	£22,003.65

ACCESS*

Patients seen in 24 months	Total	Change since previous quarter
Quarter ending March 2018	417	
Quarter ending June 2018	417	→
Quarter ending September 2018	412	↓
Quarter ending December 2018	426	↑
Quarter ending March 2019	420	↓
Variance since March 2018	0.7%	→



ACTIVITY



Month	Adjusted Scheduled Activity (UDA)	
	2018	2019
April	59	29
May	133	94
June	188	142
July	284	209
August	359	285
September	437	346
October	488	426
November	587	498
December	645	539
January	726	673
February	816	761
March	895	884
April	925	884
May	925	884
June	925	884

QUALITY

	Quantity	Base Number	Contract	AT	Region	England
% of FP17s for the same patient ID Re-attending within 3 months - Children	17	395	4.3%	9.7%	11.3%	11.8%
% of FP17s for the same patient ID Re-attending within 3 months - Adults	26	167	15.6%	14.0%	15.4%	15.7%
% of FP17s for the same patient ID Re-attending between 3 & 9 months - Children	267	395	67.6%	61.7%	61.3%	58.9%
% of FP17s for the same patient ID Re-attending between 3 & 9 months - Adults	79	167	47.3%	52.7%	52.1%	50.8%
% of FP17s for Band 1 Urgent Courses	23	553	4.2%	9.8%	9.5%	9.1%
% of FP17s Relating to Free Repair or Replacements	1	553	0.2%	0.6%	0.6%	0.8%
% of FP17s Relating to Continuations	8	553	1.4%	0.9%	0.8%	0.9%
% of Patients satisfied with the dentistry they have received	0	0	N/A	92.2%	92.4%	92.5%
% of Patients satisfied with the time they had to wait for an appointment	0	0	N/A	85.9%	86.3%	87.0%

* This is based on patients treated on this contract for their most recent course of treatment. Figures in italics indicate the base number of FP17s or Patient Questionnaire responses are less than 100. N/A is shown where the base number of responses is less than 10 during the period. % is calculated as Quantity/Base number*100

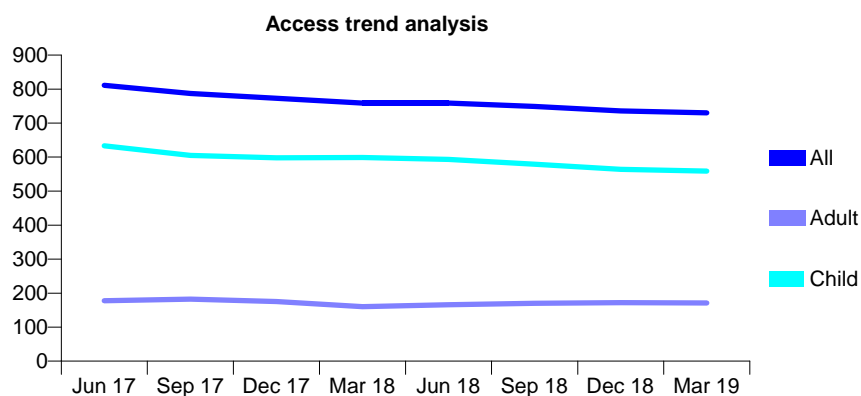
Q70 - Vital Signs At a Glance Contract Report for 919454/0001 - Year end March 2019

Name or company name	MR BR TAYLOR
Contract type name	GDS Contract
Purpose of contract	General
Contract start date	01/04/2006
Contract end date	

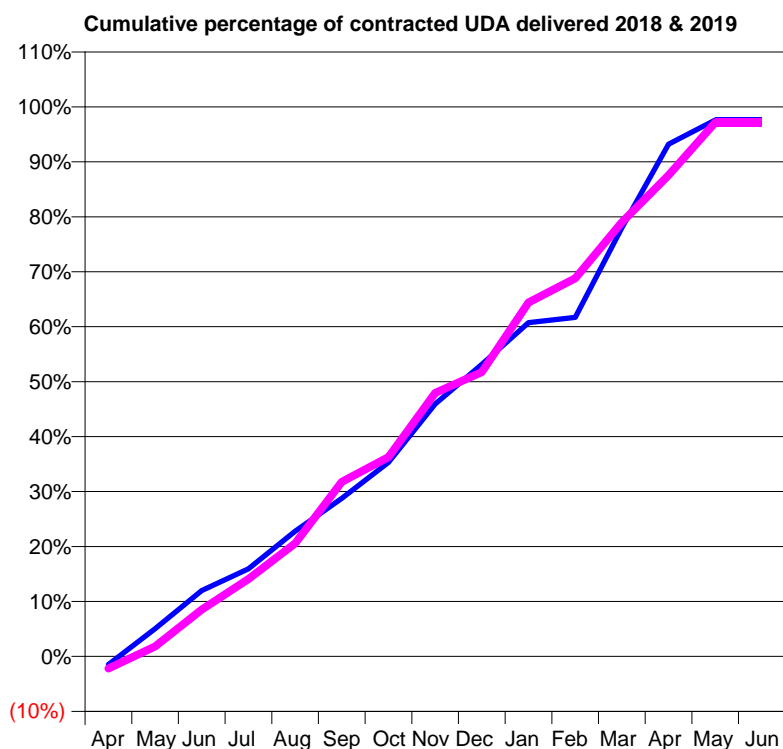
18/19 Contracted general activity (UDA)	2,335
Carry forward general activity (UDA)	56
18/19 Contracted orthodontic activity (UOA)	0
Carry forward orthodontic activity (UOA)	0
Baseline contract value	£72,958.01

ACCESS*

Patients seen in 24 months	Total	Change since previous quarter
Quarter ending March 2018	759	
Quarter ending June 2018	759	→
Quarter ending September 2018	749	↓
Quarter ending December 2018	736	↓
Quarter ending March 2019	730	→
Variance since March 2018	(3.8%)	↓



ACTIVITY



Month	Adjusted Scheduled Activity (UDA)	
	2018	2019
April	-35	-52
May	118	43
June	280	199
July	373	329
August	533	481
September	672	742
October	825	847
November	1,073	1,120
December	1,241	1,208
January	1,418	1,504
February	1,441	1,607
March	1,821	1,845
April	2,176	2,045
May	2,279	2,269
June	2,279	2,269

QUALITY

	Quantity	Base Number	Contract	AT	Region	England
% of FP17s for the same patient ID Re-attending within 3 months - Children	26	929	2.8%	9.7%	11.3%	11.8%
% of FP17s for the same patient ID Re-attending within 3 months - Adults	4	139	2.9%	14.0%	15.4%	15.7%
% of FP17s for the same patient ID Re-attending between 3 & 9 months - Children	652	929	70.2%	61.7%	61.3%	58.9%
% of FP17s for the same patient ID Re-attending between 3 & 9 months - Adults	71	139	51.1%	52.7%	52.1%	50.8%
% of FP17s for Band 1 Urgent Courses	13	1,062	1.2%	9.8%	9.5%	9.1%
% of FP17s Relating to Free Repair or Replacements	0	1,062	0.0%	0.6%	0.6%	0.8%
% of FP17s Relating to Continuations	0	1,062	0.0%	0.9%	0.8%	0.9%
% of Patients satisfied with the dentistry they have received	0	0	N/A	92.2%	92.4%	92.5%
% of Patients satisfied with the time they had to wait for an appointment	0	0	N/A	85.9%	86.3%	87.0%

* This is based on patients treated on this contract for their most recent course of treatment. Figures in italics indicate the base number of FP17s or Patient Questionnaire responses are less than 100. N/A is shown where the base number of responses is less than 10 during the period. % is calculated as Quantity/Base number*100

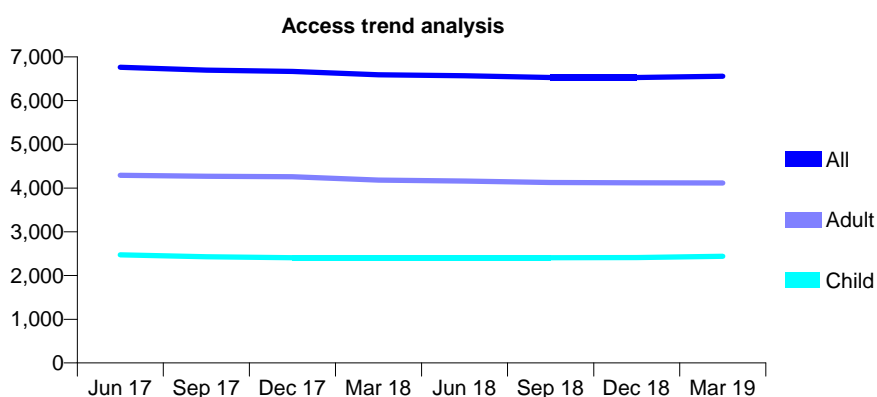
Q70 - Vital Signs At a Glance Contract Report for 919594/0001 - Year end March 2019

Name or company name	MR AC MCLEAN
Contract type name	GDS Contract
Purpose of contract	General
Contract start date	01/04/2006
Contract end date	

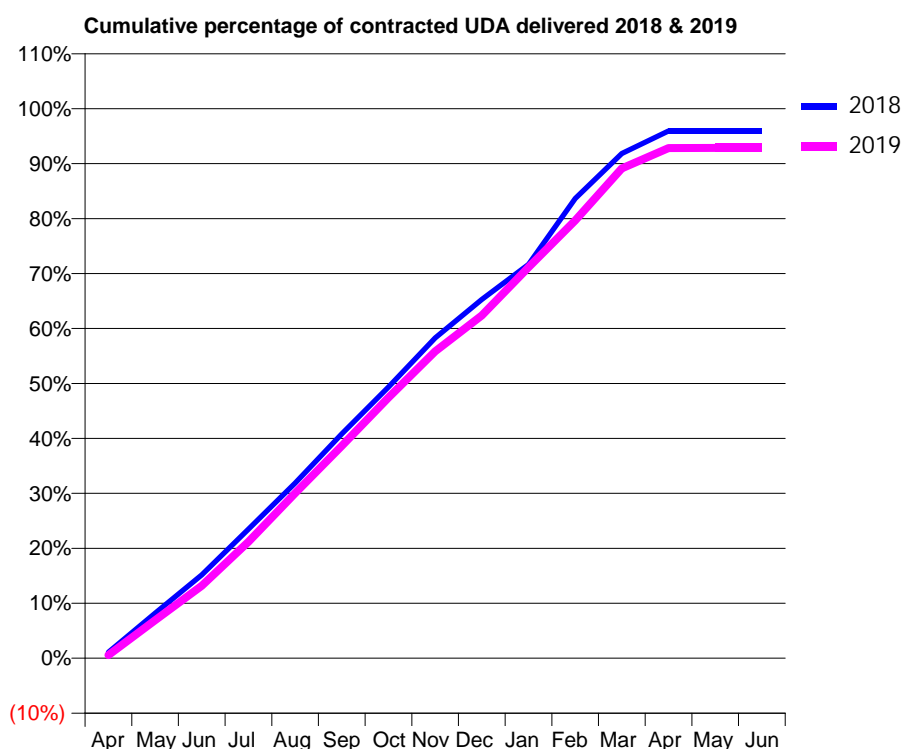
18/19 Contracted general activity (UDA)	13,782
Carry forward general activity (UDA)	559
18/19 Contracted orthodontic activity (UOA)	0
Carry forward orthodontic activity (UOA)	0
Baseline contract value	£364,478.12

ACCESS*

Patients seen in 24 months	Total	Change since previous quarter
Quarter ending March 2018	6,589	
Quarter ending June 2018	6,569	→
Quarter ending September 2018	6,530	→
Quarter ending December 2018	6,530	→
Quarter ending March 2019	6,556	→
Variance since March 2018	(0.5%)	→



ACTIVITY



Adjusted Scheduled Activity (UDA)		
Month	2018	2019
April	154	80
May	1,129	954
June	2,090	1,817
July	3,237	2,920
August	4,394	4,143
September	5,627	5,326
October	6,801	6,537
November	8,031	7,698
December	8,999	8,593
January	9,874	9,803
February	11,529	10,978
March	12,659	12,281
April	13,224	12,795
May	13,223	12,798
June	13,223	12,797

QUALITY

	Quantity	Base Number	Contract	AT	Region	England
% of FP17s for the same patient ID Re-attending within 3 months - Children	227	3,550	6.4%	9.7%	11.3%	11.8%
% of FP17s for the same patient ID Re-attending within 3 months - Adults	667	4,800	13.9%	14.0%	15.4%	15.7%
% of FP17s for the same patient ID Re-attending between 3 & 9 months - Children	2,067	3,550	58.2%	61.7%	61.3%	58.9%
% of FP17s for the same patient ID Re-attending between 3 & 9 months - Adults	1,897	4,800	39.5%	52.7%	52.1%	50.8%
% of FP17s for Band 1 Urgent Courses	582	7,725	7.5%	9.8%	9.5%	9.1%
% of FP17s Relating to Free Repair or Replacements	52	7,725	0.7%	0.6%	0.6%	0.8%
% of FP17s Relating to Continuations	42	7,725	0.5%	0.9%	0.8%	0.9%
% of Patients satisfied with the dentistry they have received	2	2	N/A	92.2%	92.4%	92.5%
% of Patients satisfied with the time they had to wait for an appointment	1	2	N/A	85.9%	86.3%	87.0%

* This is based on patients treated on this contract for their most recent course of treatment. Figures in italics indicate the base number of FP17s or Patient Questionnaire responses are less than 100. N/A is shown where the base number of responses is less than 10 during the period. % is calculated as Quantity/Base number*100

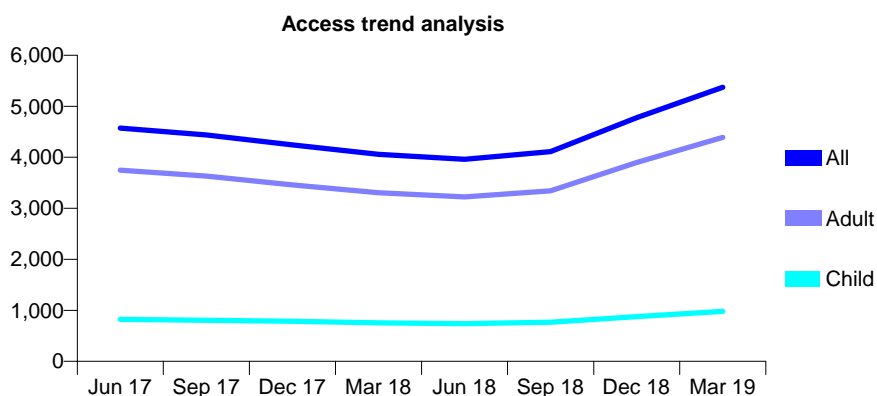
Q70 - Vital Signs At a Glance Contract Report for 920533/0002 - Year end March 2019

Name or company name	The Clock Dental Practice
Contract type name	GDS Contract
Purpose of contract	General
Contract start date	01/04/2006
Contract end date	

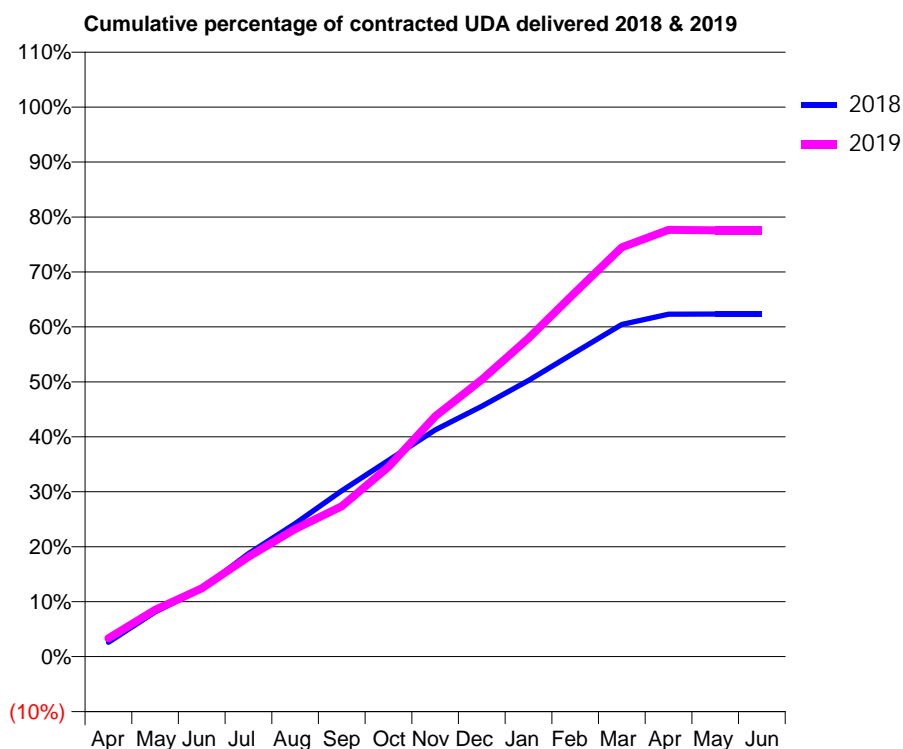
18/19 Contracted general activity (UDA)	22,669
Carry forward general activity (UDA)	0
18/19 Contracted orthodontic activity (UOA)	0
Carry forward orthodontic activity (UOA)	0
Baseline contract value	£518,661.35

ACCESS*

Patients seen in 24 months	Total	Change since previous quarter
Quarter ending March 2018	4,060	
Quarter ending June 2018	3,959	↓
Quarter ending September 2018	4,110	↑
Quarter ending December 2018	4,775	↑
Quarter ending March 2019	5,371	↑
Variance since March 2018	32.3%	↑



ACTIVITY



Month	Adjusted Scheduled Activity (UDA)	
	2018	2019
April	591	756
May	1,848	1,933
June	2,799	2,817
July	4,251	4,115
August	5,486	5,266
September	6,845	6,200
October	8,096	7,828
November	9,350	9,914
December	10,330	11,424
January	11,390	13,134
February	12,556	15,033
March	13,698	16,886
April	14,124	17,598
May	14,127	17,586
June	14,127	17,586

QUALITY

	Quantity	Base Number	Contract	AT	Region	England
% of FP17s for the same patient ID Re-attending within 3 months - Children	91	1,500	6.1%	9.7%	11.3%	11.8%
% of FP17s for the same patient ID Re-attending within 3 months - Adults	995	7,070	14.1%	14.0%	15.4%	15.7%
% of FP17s for the same patient ID Re-attending between 3 & 9 months - Children	912	1,500	60.8%	61.7%	61.3%	58.9%
% of FP17s for the same patient ID Re-attending between 3 & 9 months - Adults	4,070	7,070	57.6%	52.7%	52.1%	50.8%
% of FP17s for Band 1 Urgent Courses	607	8,682	7.0%	9.8%	9.5%	9.1%
% of FP17s Relating to Free Repair or Replacements	89	8,682	1.0%	0.6%	0.6%	0.8%
% of FP17s Relating to Continuations	121	8,682	1.4%	0.9%	0.8%	0.9%
% of Patients satisfied with the dentistry they have received	5	5	N/A	92.2%	92.4%	92.5%
% of Patients satisfied with the time they had to wait for an appointment	5	5	N/A	85.9%	86.3%	87.0%

* This is based on patients treated on this contract for their most recent course of treatment. Figures in italics indicate the base number of FP17s or Patient Questionnaire responses are less than 100. N/A is shown where the base number of responses is less than 10 during the period. % is calculated as Quantity/Base number*100

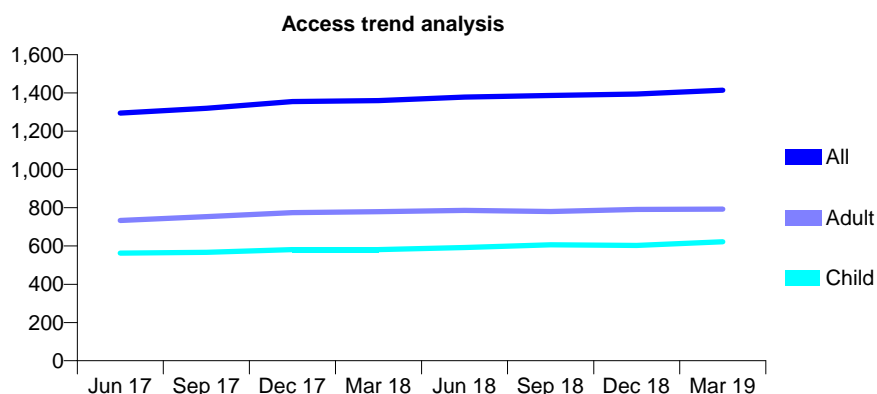
Q70 - Vital Signs At a Glance Contract Report for 921874/0001 - Year end March 2019

Name or company name	MRS K HARINDRA
Contract type name	GDS Contract
Purpose of contract	General
Contract start date	01/04/2006
Contract end date	

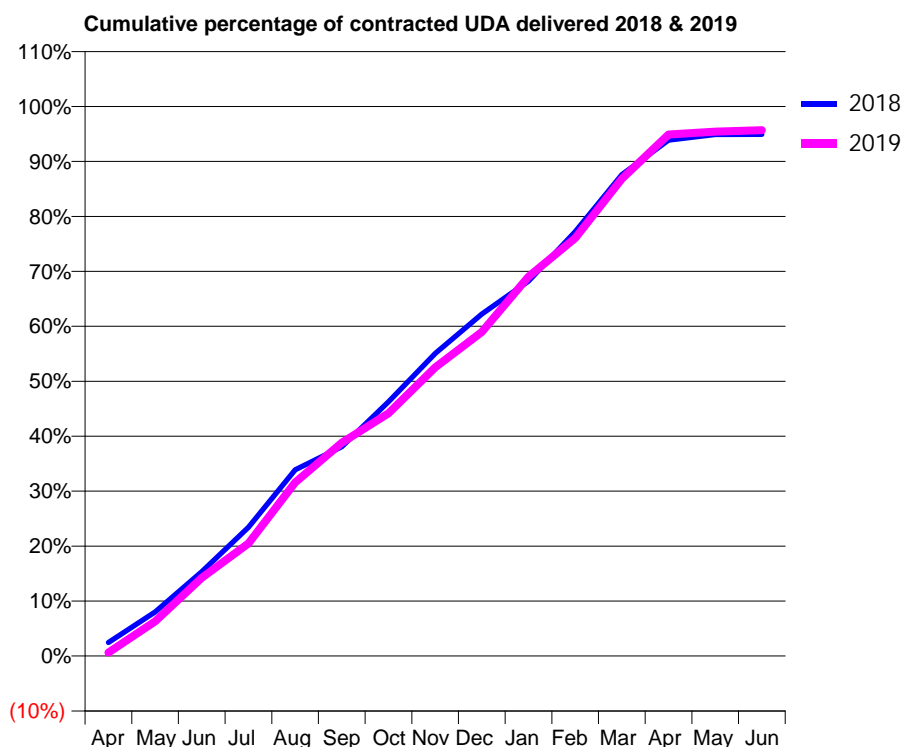
18/19 Contracted general activity (UDA)	3,860
Carry forward general activity (UDA)	0
18/19 Contracted orthodontic activity (UOA)	0
Carry forward orthodontic activity (UOA)	0
Baseline contract value	£104,680.29

ACCESS*

Patients seen in 24 months	Total	Change since previous quarter
Quarter ending March 2018	1,360	
Quarter ending June 2018	1,378	→
Quarter ending September 2018	1,386	→
Quarter ending December 2018	1,394	→
Quarter ending March 2019	1,414	→
Variance since March 2018	4.0%	↑



ACTIVITY



Month	Adjusted Scheduled Activity (UDA)	
	2018	2019
April	95	25
May	310	243
June	592	549
July	905	791
August	1,308	1,219
September	1,470	1,498
October	1,786	1,706
November	2,125	2,027
December	2,402	2,276
January	2,634	2,664
February	2,980	2,936
March	3,381	3,352
April	3,624	3,663
May	3,663	3,683
June	3,664	3,693

QUALITY

	Quantity	Base Number	Contract	AT	Region	England
% of FP17s for the same patient ID Re-attending within 3 months - Children	60	1,017	5.9%	9.7%	11.3%	11.8%
% of FP17s for the same patient ID Re-attending within 3 months - Adults	190	1,156	16.4%	14.0%	15.4%	15.7%
% of FP17s for the same patient ID Re-attending between 3 & 9 months - Children	689	1,017	67.7%	61.7%	61.3%	58.9%
% of FP17s for the same patient ID Re-attending between 3 & 9 months - Adults	716	1,156	61.9%	52.7%	52.1%	50.8%
% of FP17s for Band 1 Urgent Courses	132	2,185	6.0%	9.8%	9.5%	9.1%
% of FP17s Relating to Free Repair or Replacements	1	2,185	0.0%	0.6%	0.6%	0.8%
% of FP17s Relating to Continuations	7	2,185	0.3%	0.9%	0.8%	0.9%
% of Patients satisfied with the dentistry they have received	2	2	N/A	92.2%	92.4%	92.5%
% of Patients satisfied with the time they had to wait for an appointment	2	2	N/A	85.9%	86.3%	87.0%

* This is based on patients treated on this contract for their most recent course of treatment. Figures in italics indicate the base number of FP17s or Patient Questionnaire responses are less than 100. N/A is shown where the base number of responses is less than 10 during the period. % is calculated as Quantity/Base number*100

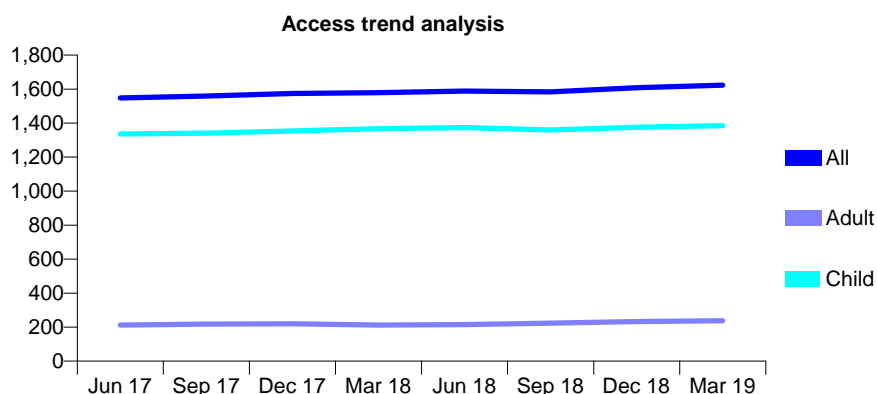
Q70 - Vital Signs At a Glance Contract Report for 923125/0001 - Year end March 2019

Name or company name	Whiteley Dental Practice
Contract type name	GDS Contract
Purpose of contract	General
Contract start date	01/04/2006
Contract end date	

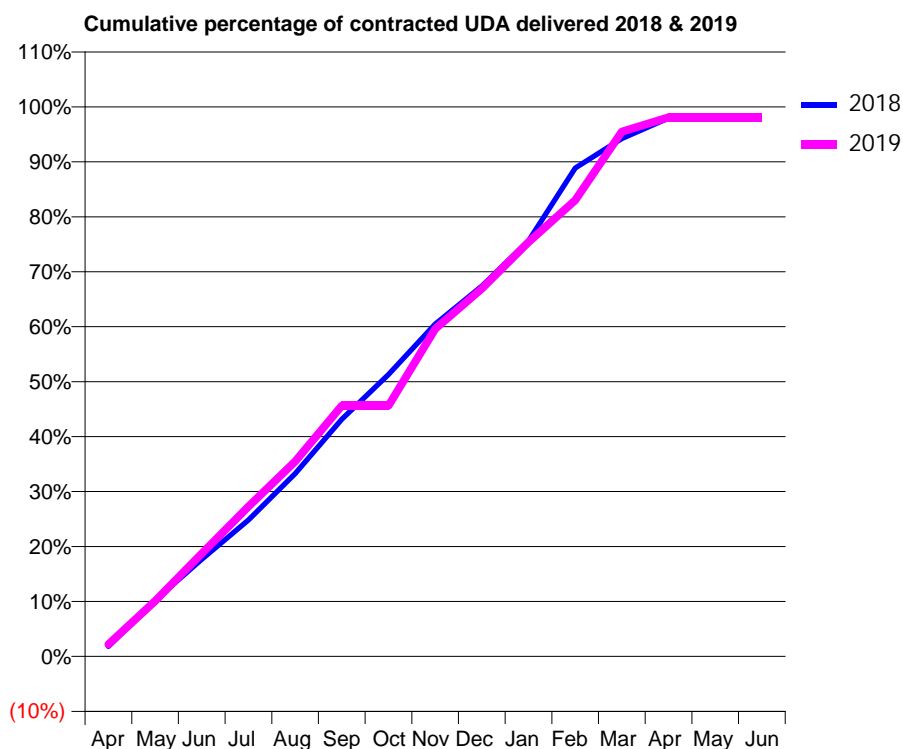
18/19 Contracted general activity (UDA)	3,133
Carry forward general activity (UDA)	63
18/19 Contracted orthodontic activity (UOA)	0
Carry forward orthodontic activity (UOA)	0
Baseline contract value	£65,784.82

ACCESS*

Patients seen in 24 months	Total	Change since previous quarter
Quarter ending March 2018	1,579	
Quarter ending June 2018	1,589	→
Quarter ending September 2018	1,584	→
Quarter ending December 2018	1,608	→
Quarter ending March 2019	1,623	→
Variance since March 2018	2.8%	↑



ACTIVITY



Month	Adjusted Scheduled Activity (UDA)	
	2018	2019
April	58	69
May	320	316
June	553	586
July	778	855
August	1,043	1,112
September	1,352	1,430
October	1,607	1,430
November	1,895	1,867
December	2,111	2,097
January	2,369	2,362
February	2,784	2,600
March	2,952	2,992
April	3,069	3,073
May	3,069	3,073
June	3,069	3,073

QUALITY

	Quantity	Base Number	Contract	AT	Region	England
% of FP17s for the same patient ID Re-attending within 3 months - Children	117	2,322	5.0%	9.7%	11.3%	11.8%
% of FP17s for the same patient ID Re-attending within 3 months - Adults	2	103	1.9%	14.0%	15.4%	15.7%
% of FP17s for the same patient ID Re-attending between 3 & 9 months - Children	1,620	2,322	69.8%	61.7%	61.3%	58.9%
% of FP17s for the same patient ID Re-attending between 3 & 9 months - Adults	83	103	80.6%	52.7%	52.1%	50.8%
% of FP17s for Band 1 Urgent Courses	87	2,440	3.6%	9.8%	9.5%	9.1%
% of FP17s Relating to Free Repair or Replacements	0	2,440	0.0%	0.6%	0.6%	0.8%
% of FP17s Relating to Continuations	13	2,440	0.5%	0.9%	0.8%	0.9%
% of Patients satisfied with the dentistry they have received	1	1	N/A	92.2%	92.4%	92.5%
% of Patients satisfied with the time they had to wait for an appointment	1	1	N/A	85.9%	86.3%	87.0%

* This is based on patients treated on this contract for their most recent course of treatment. Figures in italics indicate the base number of FP17s or Patient Questionnaire responses are less than 100. N/A is shown where the base number of responses is less than 10 during the period. % is calculated as Quantity/Base number*100

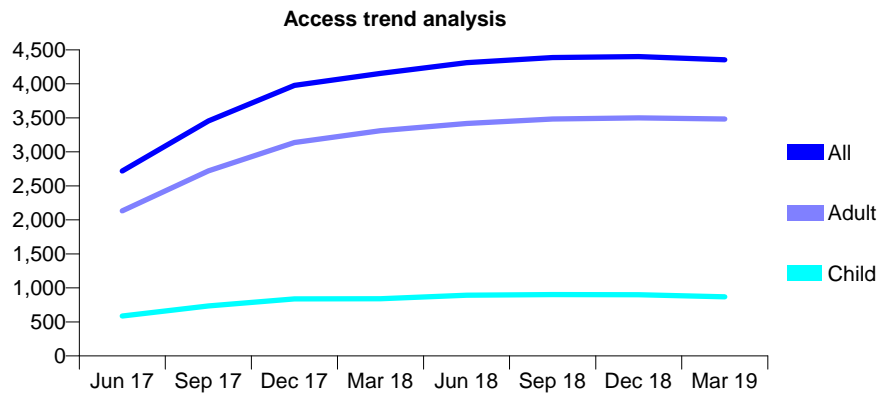
Q70 - Vital Signs At a Glance Contract Report for 926256/0001 - Year end March 2019

Name or company name	Brighton Hill Dental Practice Partnership
Contract type name	GDS Contract
Purpose of contract	General
Contract start date	01/04/2006
Contract end date	

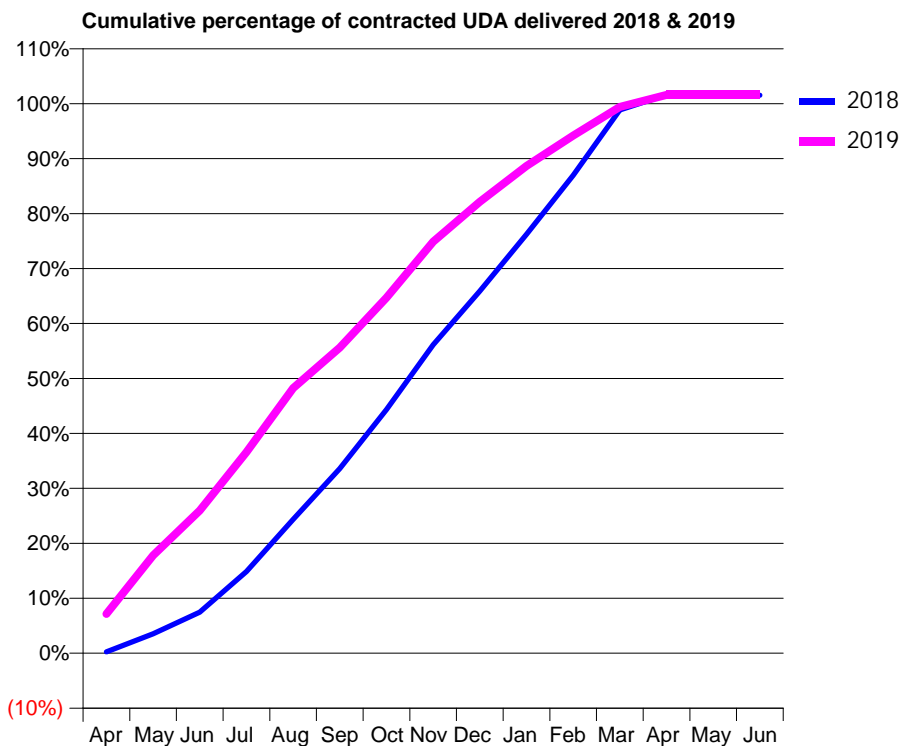
18/19 Contracted general activity (UDA)	15,631
Carry forward general activity (UDA)	0
18/19 Contracted orthodontic activity (UOA)	0
Carry forward orthodontic activity (UOA)	0
Baseline contract value	£508,033.12

ACCESS*

Patients seen in 24 months	Total	Change since previous quarter
Quarter ending March 2018	4,153	
Quarter ending June 2018	4,312	↑
Quarter ending September 2018	4,387	→
Quarter ending December 2018	4,400	→
Quarter ending March 2019	4,353	↓
Variance since March 2018	4.8%	↑



ACTIVITY



Month	Adjusted Scheduled Activity (UDA)	
	2018	2019
April	36	1,116
May	514	2,786
June	1,080	4,061
July	2,153	5,721
August	3,530	7,543
September	4,867	8,692
October	6,425	10,111
November	8,134	11,706
December	9,548	12,839
January	11,043	13,857
February	12,600	14,723
March	14,321	15,539
April	14,723	15,879
May	14,723	15,879
June	14,711	15,879

QUALITY

	Quantity	Base Number	Contract	AT	Region	England
% of FP17s for the same patient ID Re-attending within 3 months - Children	62	1,379	4.5%	9.7%	11.3%	11.8%
% of FP17s for the same patient ID Re-attending within 3 months - Adults	525	5,168	10.2%	14.0%	15.4%	15.7%
% of FP17s for the same patient ID Re-attending between 3 & 9 months - Children	959	1,379	69.5%	61.7%	61.3%	58.9%
% of FP17s for the same patient ID Re-attending between 3 & 9 months - Adults	3,682	5,168	71.2%	52.7%	52.1%	50.8%
% of FP17s for Band 1 Urgent Courses	437	6,558	6.7%	9.8%	9.5%	9.1%
% of FP17s Relating to Free Repair or Replacements	41	6,558	0.6%	0.6%	0.6%	0.8%
% of FP17s Relating to Continuations	86	6,558	1.3%	0.9%	0.8%	0.9%
% of Patients satisfied with the dentistry they have received	0	0	N/A	92.2%	92.4%	92.5%
% of Patients satisfied with the time they had to wait for an appointment	0	0	N/A	85.9%	86.3%	87.0%

* This is based on patients treated on this contract for their most recent course of treatment.

Figures in italics indicate the base number of FP17s or Patient Questionnaire responses are less than 100. N/A is shown where the base number of responses is less than 10 during the period. % is calculated as Quantity/Base number*100

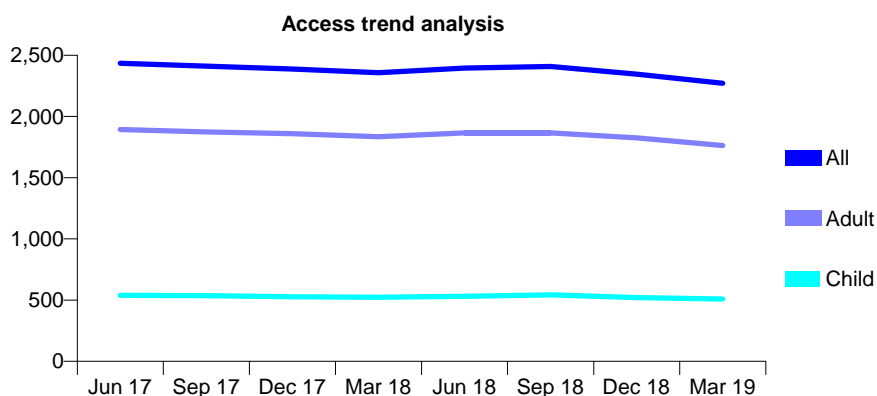
Q70 - Vital Signs At a Glance Contract Report for 933198/0001 - Year end March 2019

Name or company name	MR H FOROUZANFAR
Contract type name	GDS Contract
Purpose of contract	General
Contract start date	01/10/2006
Contract end date	

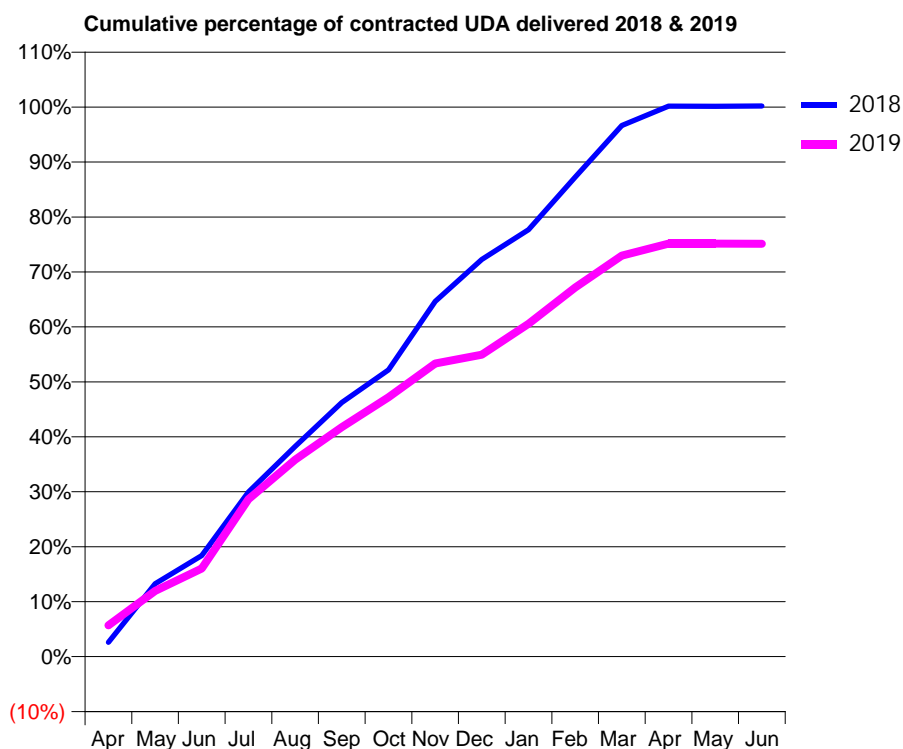
18/19 Contracted general activity (UDA)	8,329
Carry forward general activity (UDA)	0
18/19 Contracted orthodontic activity (UOA)	0
Carry forward orthodontic activity (UOA)	0
Baseline contract value	£244,939.80

ACCESS*

Patients seen in 24 months	Total	Change since previous quarter
Quarter ending March 2018	2,358	
Quarter ending June 2018	2,396	→
Quarter ending September 2018	2,409	→
Quarter ending December 2018	2,346	↓
Quarter ending March 2019	2,272	↓
Variance since March 2018	(3.6%)	↓



ACTIVITY



Month	Adjusted Scheduled Activity (UDA)	
	2018	2019
April	217	473
May	1,104	996
June	1,534	1,336
July	2,495	2,386
August	3,187	2,985
September	3,851	3,477
October	4,344	3,930
November	5,384	4,442
December	6,018	4,575
January	6,470	5,045
February	7,269	5,593
March	8,049	6,077
April	8,343	6,259
May	8,340	6,259
June	8,345	6,256

QUALITY

	Quantity	Base Number	Contract	AT	Region	England
% of FP17s for the same patient ID Re-attending within 3 months - Children	26	707	3.7%	9.7%	11.3%	11.8%
% of FP17s for the same patient ID Re-attending within 3 months - Adults	365	2,482	14.7%	14.0%	15.4%	15.7%
% of FP17s for the same patient ID Re-attending between 3 & 9 months - Children	450	707	63.6%	61.7%	61.3%	58.9%
% of FP17s for the same patient ID Re-attending between 3 & 9 months - Adults	1,439	2,482	58.0%	52.7%	52.1%	50.8%
% of FP17s for Band 1 Urgent Courses	260	3,101	8.4%	9.8%	9.5%	9.1%
% of FP17s Relating to Free Repair or Replacements	28	3,101	0.9%	0.6%	0.6%	0.8%
% of FP17s Relating to Continuations	0	3,101	0.0%	0.9%	0.8%	0.9%
% of Patients satisfied with the dentistry they have received	0	0	N/A	92.2%	92.4%	92.5%
% of Patients satisfied with the time they had to wait for an appointment	0	0	N/A	85.9%	86.3%	87.0%

* This is based on patients treated on this contract for their most recent course of treatment. Figures in italics indicate the base number of FP17s or Patient Questionnaire responses are less than 100. N/A is shown where the base number of responses is less than 10 during the period. % is calculated as Quantity/Base number*100

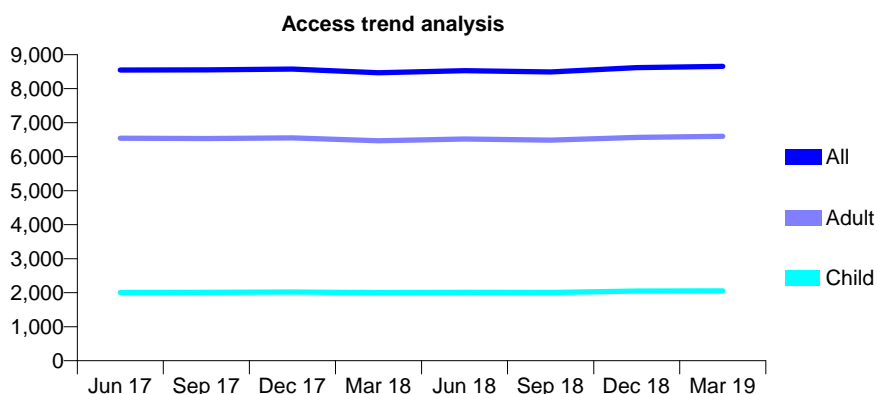
Q70 - Vital Signs At a Glance Contract Report for 936693/0001 - Year end March 2019

Name or company name	MR MM MANSOURIAN
Contract type name	GDS Contract
Purpose of contract	General
Contract start date	01/04/2006
Contract end date	

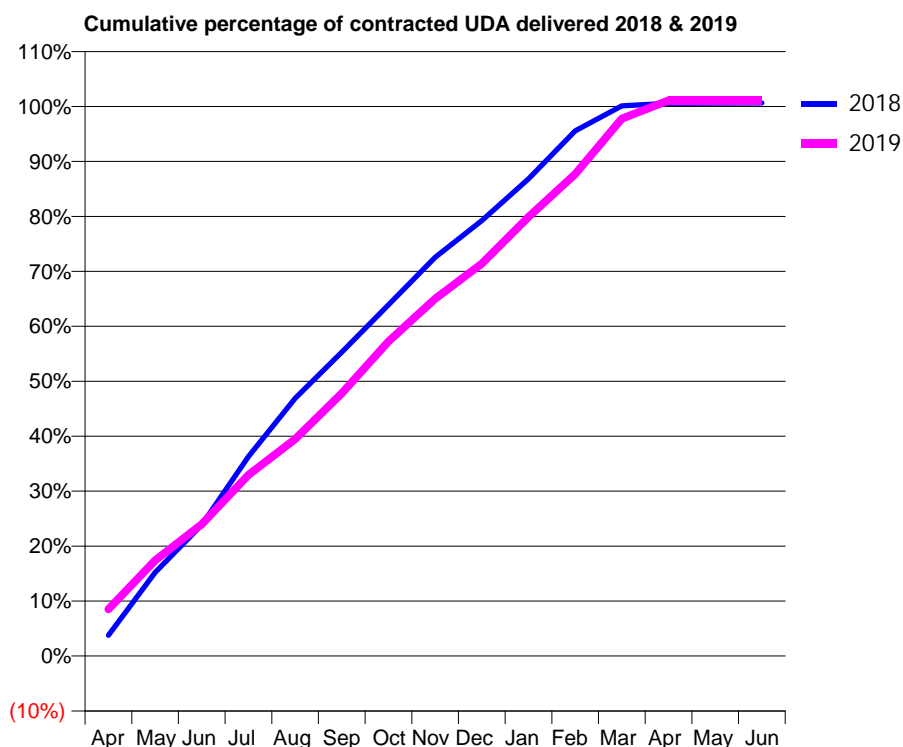
18/19 Contracted general activity (UDA)	24,661
Carry forward general activity (UDA)	0
18/19 Contracted orthodontic activity (UOA)	0
Carry forward orthodontic activity (UOA)	0
Baseline contract value	£707,142.11

ACCESS*

Patients seen in 24 months	Total	Change since previous quarter
Quarter ending March 2018	8,468	
Quarter ending June 2018	8,533	→
Quarter ending September 2018	8,491	→
Quarter ending December 2018	8,616	→
Quarter ending March 2019	8,656	→
Variance since March 2018	2.2%	↑



ACTIVITY



Month	Adjusted Scheduled Activity (UDA)	
	2018	2019
April	933	2,103
May	3,756	4,293
June	5,884	5,918
July	8,950	8,126
August	11,564	9,732
September	13,638	11,784
October	15,760	14,114
November	17,898	16,037
December	19,534	17,603
January	21,408	19,702
February	23,561	21,634
March	24,687	24,114
April	24,806	24,934
May	24,812	24,937
June	24,815	24,937

QUALITY

	Quantity	Base Number	Contract	AT	Region	England
% of FP17s for the same patient ID Re-attending within 3 months - Children	181	3,529	5.1%	9.7%	11.3%	11.8%
% of FP17s for the same patient ID Re-attending within 3 months - Adults	1,301	10,506	12.4%	14.0%	15.4%	15.7%
% of FP17s for the same patient ID Re-attending between 3 & 9 months - Children	2,366	3,529	67.0%	61.7%	61.3%	58.9%
% of FP17s for the same patient ID Re-attending between 3 & 9 months - Adults	6,672	10,506	63.5%	52.7%	52.1%	50.8%
% of FP17s for Band 1 Urgent Courses	920	14,301	6.4%	9.8%	9.5%	9.1%
% of FP17s Relating to Free Repair or Replacements	32	14,301	0.2%	0.6%	0.6%	0.8%
% of FP17s Relating to Continuations	71	14,301	0.5%	0.9%	0.8%	0.9%
% of Patients satisfied with the dentistry they have received	5	6	N/A	92.2%	92.4%	92.5%
% of Patients satisfied with the time they had to wait for an appointment	5	6	N/A	85.9%	86.3%	87.0%

* This is based on patients treated on this contract for their most recent course of treatment. Figures in italics indicate the base number of FP17s or Patient Questionnaire responses are less than 100. N/A is shown where the base number of responses is less than 10 during the period. % is calculated as Quantity/Base number*100

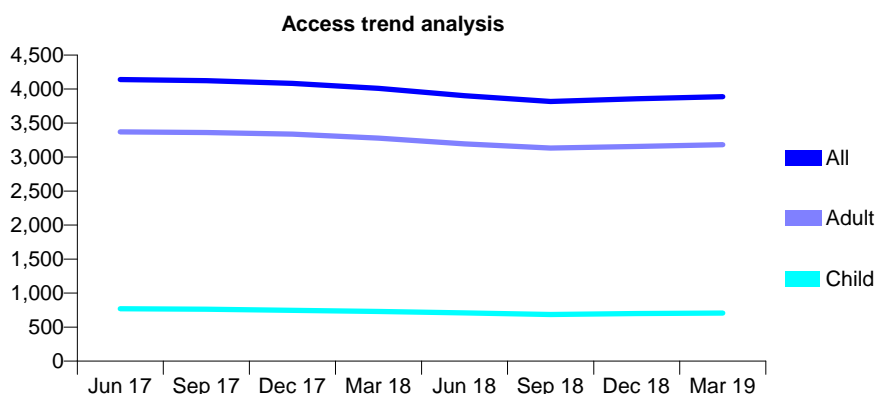
Q70 - Vital Signs At a Glance Contract Report for 939900/0002 - Year end March 2019

Name or company name	MRS KM ROWLAND
Contract type name	GDS Contract
Purpose of contract	General
Contract start date	01/01/2008
Contract end date	

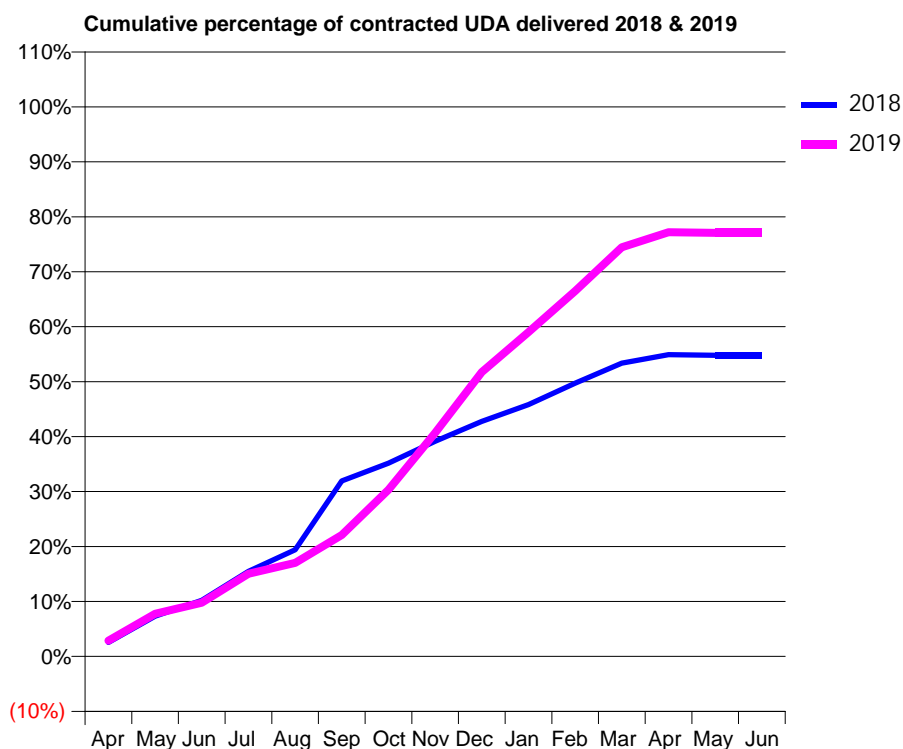
18/19 Contracted general activity (UDA)	13,500
Carry forward general activity (UDA)	0
18/19 Contracted orthodontic activity (UOA)	0
Carry forward orthodontic activity (UOA)	0
Baseline contract value	£301,923.42

ACCESS*

Patients seen in 24 months	Total	Change since previous quarter
Quarter ending March 2018	4,011	
Quarter ending June 2018	3,903	↓
Quarter ending September 2018	3,819	↓
Quarter ending December 2018	3,857	→
Quarter ending March 2019	3,887	→
Variance since March 2018	(3.1%)	↓



ACTIVITY



Month	Adjusted Scheduled Activity (UDA)	
	2018	2019
April	412	388
May	1,176	1,050
June	1,640	1,318
July	2,487	2,029
August	3,120	2,298
September	5,133	2,983
October	5,655	4,093
November	6,295	5,496
December	6,876	6,988
January	7,365	7,969
February	7,993	8,976
March	8,579	10,052
April	8,824	10,420
May	8,804	10,406
June	8,804	10,402

QUALITY

	Quantity	Base Number	Contract	AT	Region	England
% of FP17s for the same patient ID Re-attending within 3 months - Children	75	1,205	6.2%	9.7%	11.3%	11.8%
% of FP17s for the same patient ID Re-attending within 3 months - Adults	332	4,526	7.3%	14.0%	15.4%	15.7%
% of FP17s for the same patient ID Re-attending between 3 & 9 months - Children	753	1,205	62.5%	61.7%	61.3%	58.9%
% of FP17s for the same patient ID Re-attending between 3 & 9 months - Adults	2,296	4,526	50.7%	52.7%	52.1%	50.8%
% of FP17s for Band 1 Urgent Courses	336	5,822	5.8%	9.8%	9.5%	9.1%
% of FP17s Relating to Free Repair or Replacements	40	5,822	0.7%	0.6%	0.6%	0.8%
% of FP17s Relating to Continuations	8	5,822	0.1%	0.9%	0.8%	0.9%
% of Patients satisfied with the dentistry they have received	1	2	N/A	92.2%	92.4%	92.5%
% of Patients satisfied with the time they had to wait for an appointment	1	2	N/A	85.9%	86.3%	87.0%

* This is based on patients treated on this contract for their most recent course of treatment. Figures in italics indicate the base number of FP17s or Patient Questionnaire responses are less than 100. N/A is shown where the base number of responses is less than 10 during the period. % is calculated as Quantity/Base number*100

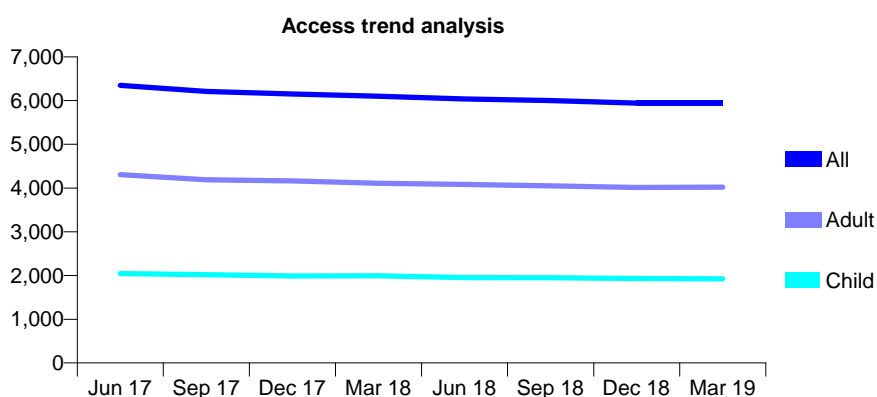
Q70 - Vital Signs At a Glance Contract Report for 942316/0001 - Year end March 2019

Name or company name	MS A SINGH
Contract type name	GDS Contract
Purpose of contract	General
Contract start date	01/04/2006
Contract end date	

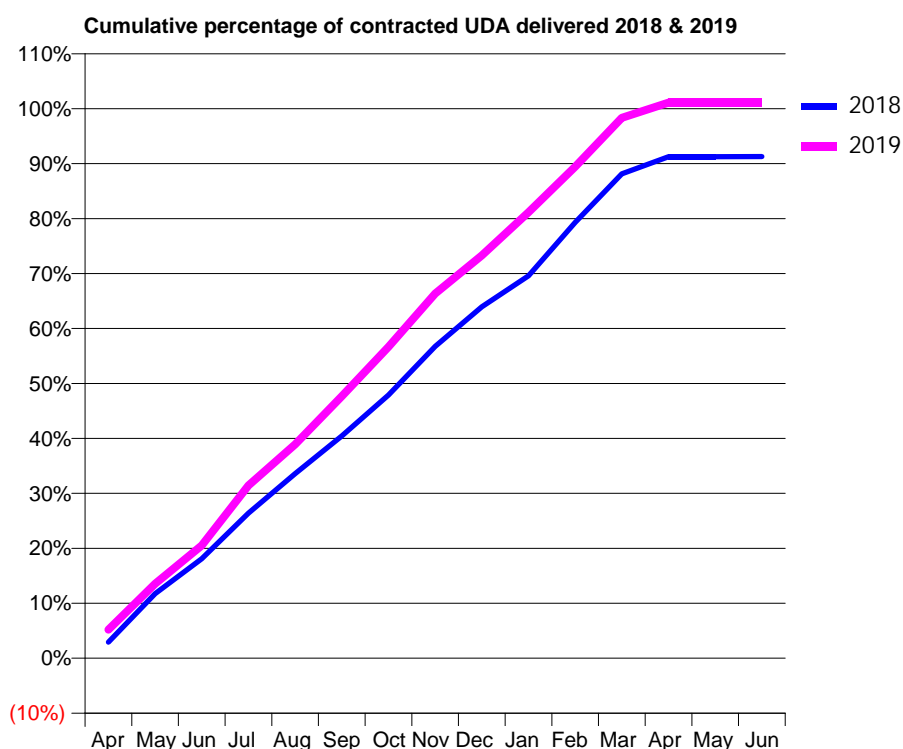
18/19 Contracted general activity (UDA)	14,243
Carry forward general activity (UDA)	0
18/19 Contracted orthodontic activity (UOA)	0
Carry forward orthodontic activity (UOA)	0
Baseline contract value	£432,808.91

ACCESS*

Patients seen in 24 months	Total	Change since previous quarter
Quarter ending March 2018	6,100	
Quarter ending June 2018	6,039	↓
Quarter ending September 2018	6,000	→
Quarter ending December 2018	5,943	→
Quarter ending March 2019	5,944	→
Variance since March 2018	(2.6%)	↓



ACTIVITY



Month	Adjusted Scheduled Activity (UDA)	
	2018	2019
April	416	741
May	1,674	1,929
June	2,577	2,923
July	3,758	4,479
August	4,784	5,542
September	5,759	6,790
October	6,821	8,070
November	8,084	9,452
December	9,107	10,440
January	9,912	11,557
February	11,296	12,739
March	12,557	14,004
April	12,996	14,401
May	12,997	14,401
June	13,002	14,401

QUALITY

	Quantity	Base Number	Contract	AT	Region	England
% of FP17s for the same patient ID Re-attending within 3 months - Children	145	3,246	4.5%	9.7%	11.3%	11.8%
% of FP17s for the same patient ID Re-attending within 3 months - Adults	439	5,502	8.0%	14.0%	15.4%	15.7%
% of FP17s for the same patient ID Re-attending between 3 & 9 months - Children	2,371	3,246	73.0%	61.7%	61.3%	58.9%
% of FP17s for the same patient ID Re-attending between 3 & 9 months - Adults	2,992	5,502	54.4%	52.7%	52.1%	50.8%
% of FP17s for Band 1 Urgent Courses	124	8,721	1.4%	9.8%	9.5%	9.1%
% of FP17s Relating to Free Repair or Replacements	43	8,721	0.5%	0.6%	0.6%	0.8%
% of FP17s Relating to Continuations	177	8,721	2.0%	0.9%	0.8%	0.9%
% of Patients satisfied with the dentistry they have received	0	0	N/A	92.2%	92.4%	92.5%
% of Patients satisfied with the time they had to wait for an appointment	0	0	N/A	85.9%	86.3%	87.0%

* This is based on patients treated on this contract for their most recent course of treatment.

Figures in italics indicate the base number of FP17s or Patient Questionnaire responses are less than 100. N/A is shown where the base number of responses is less than 10 during the period. % is calculated as Quantity/Base number*100

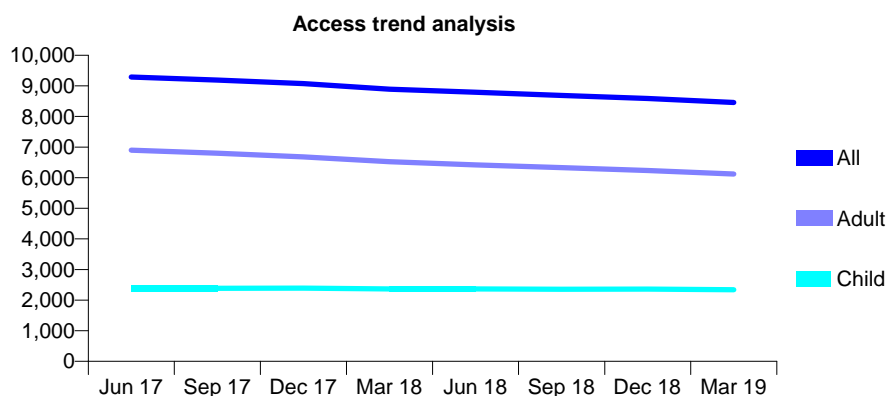
Q70 - Vital Signs At a Glance Contract Report for 942316/0003 - Year end March 2019

Name or company name	MS A SINGH
Contract type name	GDS Contract
Purpose of contract	General
Contract start date	08/08/2011
Contract end date	

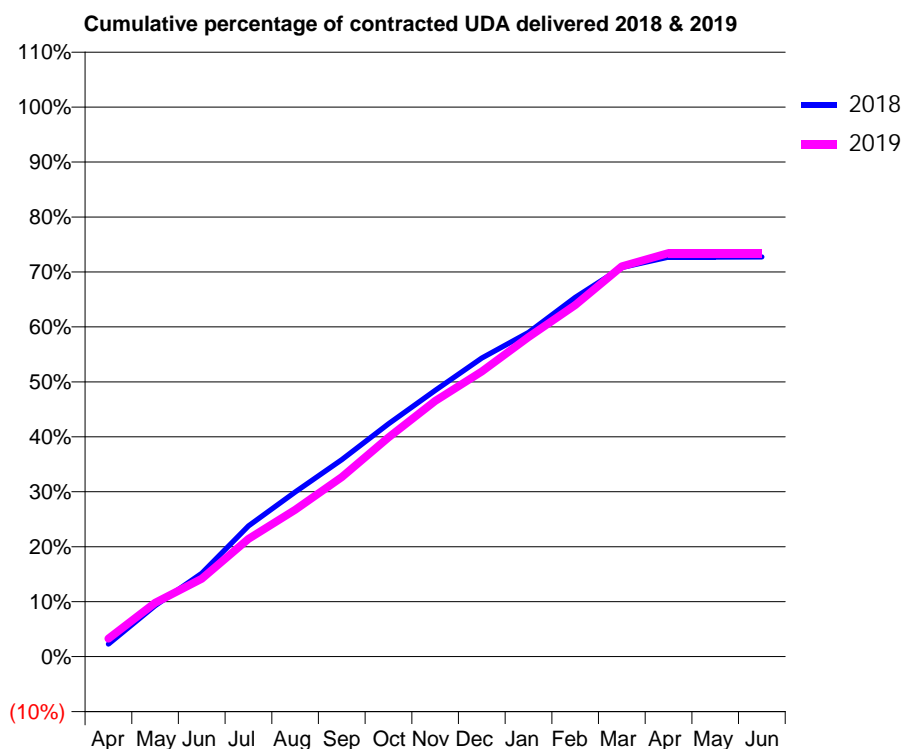
18/19 Contracted general activity (UDA)	27,500
Carry forward general activity (UDA)	0
18/19 Contracted orthodontic activity (UOA)	0
Carry forward orthodontic activity (UOA)	0
Baseline contract value	£732,813.46

ACCESS*

Patients seen in 24 months	Total	Change since previous quarter
Quarter ending March 2018	8,889	
Quarter ending June 2018	8,790	↓
Quarter ending September 2018	8,685	↓
Quarter ending December 2018	8,591	↓
Quarter ending March 2019	8,458	↓
Variance since March 2018	(4.8%)	↓



ACTIVITY



Month	Adjusted Scheduled Activity (UDA)	
	2018	2019
April	690	902
May	2,781	2,696
June	4,548	3,898
July	7,131	5,889
August	8,990	7,353
September	10,751	8,984
October	12,704	10,969
November	14,535	12,795
December	16,294	14,270
January	17,692	15,984
February	19,608	17,597
March	21,237	19,528
April	21,815	20,193
May	21,817	20,195
June	21,820	20,197

QUALITY

	Quantity	Base Number	Contract	AT	Region	England
% of FP17s for the same patient ID Re-attending within 3 months - Children	212	3,673	5.8%	9.7%	11.3%	11.8%
% of FP17s for the same patient ID Re-attending within 3 months - Adults	987	8,977	11.0%	14.0%	15.4%	15.7%
% of FP17s for the same patient ID Re-attending between 3 & 9 months - Children	2,442	3,673	66.5%	61.7%	61.3%	58.9%
% of FP17s for the same patient ID Re-attending between 3 & 9 months - Adults	5,985	8,977	66.7%	52.7%	52.1%	50.8%
% of FP17s for Band 1 Urgent Courses	1,186	12,694	9.3%	9.8%	9.5%	9.1%
% of FP17s Relating to Free Repair or Replacements	72	12,694	0.6%	0.6%	0.6%	0.8%
% of FP17s Relating to Continuations	35	12,694	0.3%	0.9%	0.8%	0.9%
% of Patients satisfied with the dentistry they have received	2	3	N/A	92.2%	92.4%	92.5%
% of Patients satisfied with the time they had to wait for an appointment	2	3	N/A	85.9%	86.3%	87.0%

* This is based on patients treated on this contract for their most recent course of treatment. Figures in italics indicate the base number of FP17s or Patient Questionnaire responses are less than 100. N/A is shown where the base number of responses is less than 10 during the period. % is calculated as Quantity/Base number*100

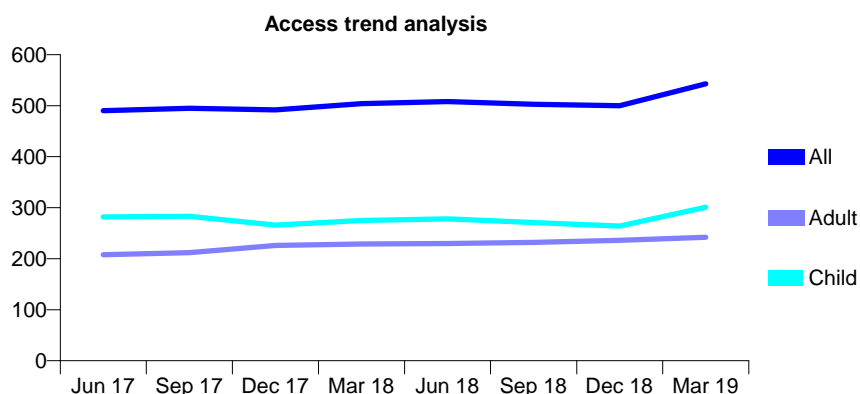
Q70 - Vital Signs At a Glance Contract Report for 944203/0001 - Year end March 2019

Name or company name	MISS G AZIZI
Contract type name	GDS Contract
Purpose of contract	General
Contract start date	01/04/2006
Contract end date	

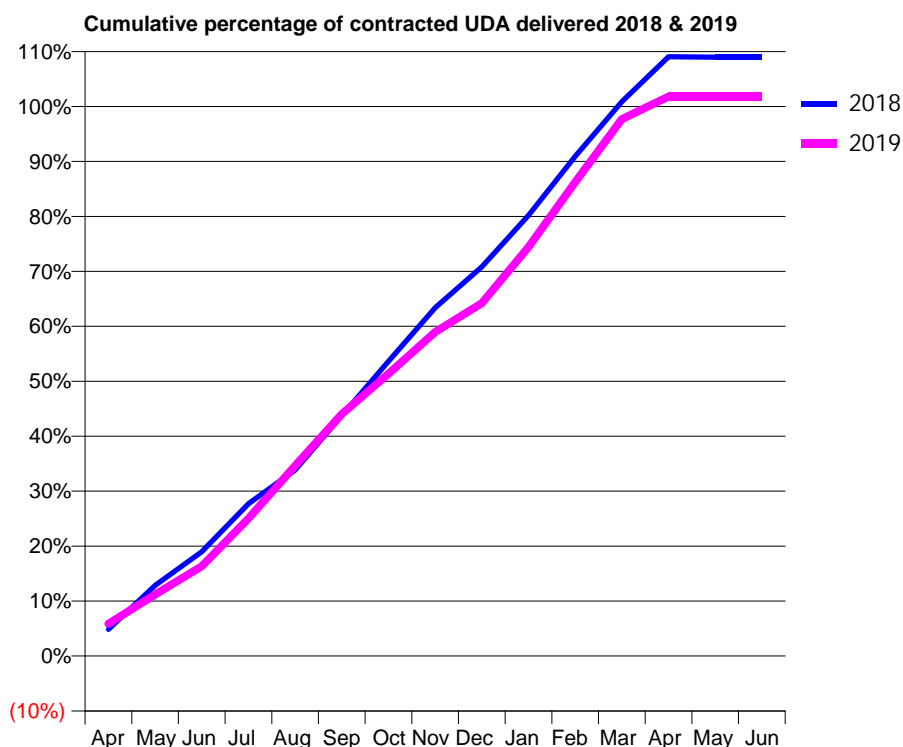
18/19 Contracted general activity (UDA)	1,094
Carry forward general activity (UDA)	0
18/19 Contracted orthodontic activity (UOA)	0
Carry forward orthodontic activity (UOA)	0
Baseline contract value	£27,509.45

ACCESS*

Patients seen in 24 months	Total	Change since previous quarter
Quarter ending March 2018	504	
Quarter ending June 2018	508	→
Quarter ending September 2018	503	→
Quarter ending December 2018	500	→
Quarter ending March 2019	543	↑
Variance since March 2018	7.7%	↑



ACTIVITY



Month	Adjusted Scheduled Activity (UDA)	
	2018	2019
April	53	64
May	141	122
June	208	179
July	303	274
August	371	379
September	478	482
October	587	562
November	693	645
December	775	702
January	877	814
February	995	943
March	1,104	1,069
April	1,193	1,114
May	1,192	1,114
June	1,192	1,114

QUALITY

	Quantity	Base Number	Contract	AT	Region	England
% of FP17s for the same patient ID Re-attending within 3 months - Children	33	516	6.4%	9.7%	11.3%	11.8%
% of FP17s for the same patient ID Re-attending within 3 months - Adults	19	295	6.4%	14.0%	15.4%	15.7%
% of FP17s for the same patient ID Re-attending between 3 & 9 months - Children	277	516	53.7%	61.7%	61.3%	58.9%
% of FP17s for the same patient ID Re-attending between 3 & 9 months - Adults	155	295	52.5%	52.7%	52.1%	50.8%
% of FP17s for Band 1 Urgent Courses	33	779	4.2%	9.8%	9.5%	9.1%
% of FP17s Relating to Free Repair or Replacements	0	779	0.0%	0.6%	0.6%	0.8%
% of FP17s Relating to Continuations	0	779	0.0%	0.9%	0.8%	0.9%
% of Patients satisfied with the dentistry they have received	1	1	N/A	92.2%	92.4%	92.5%
% of Patients satisfied with the time they had to wait for an appointment	1	1	N/A	85.9%	86.3%	87.0%

* This is based on patients treated on this contract for their most recent course of treatment. Figures in italics indicate the base number of FP17s or Patient Questionnaire responses are less than 100. N/A is shown where the base number of responses is less than 10 during the period. % is calculated as Quantity/Base number*100

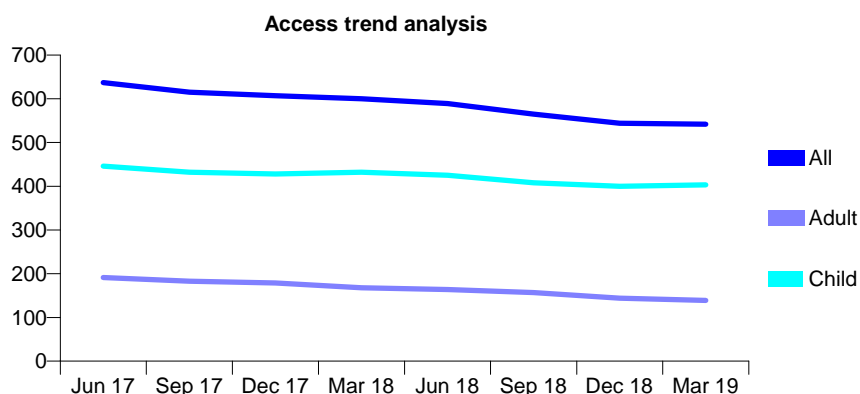
Q70 - Vital Signs At a Glance Contract Report for 952877/0001 - Year end March 2019

Name or company name	Moorlands Road Dental Practice
Contract type name	GDS Contract
Purpose of contract	General and Orthodontic
Contract start date	01/04/2006
Contract end date	

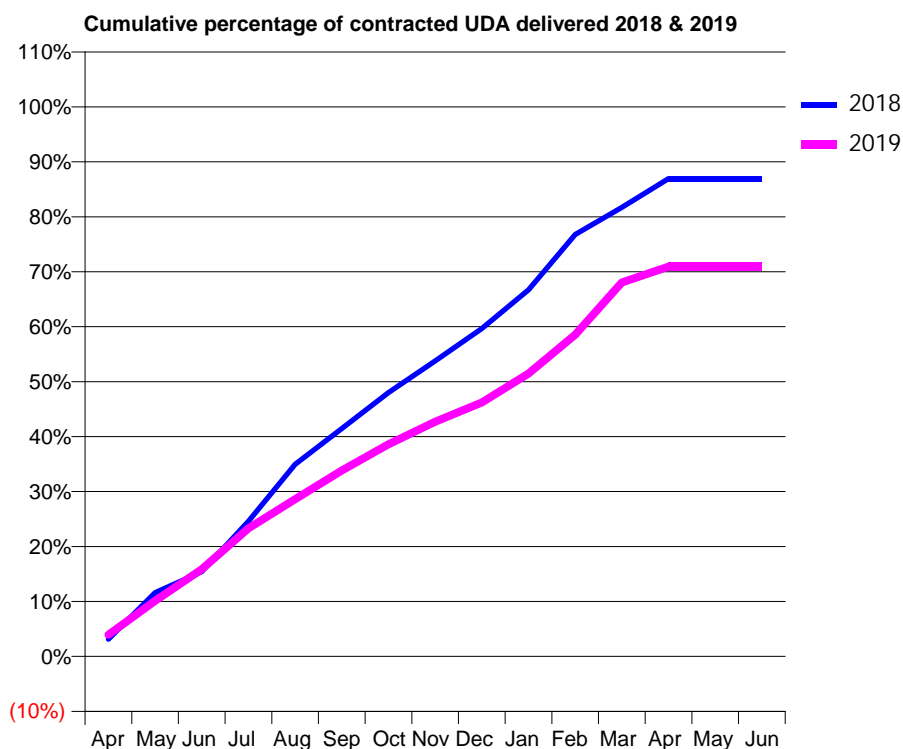
18/19 Contracted general activity (UDA)	1,450
Carry forward general activity (UDA)	0
18/19 Contracted orthodontic activity (UOA)	0
Carry forward orthodontic activity (UOA)	0
Baseline contract value	£34,766.02

ACCESS*

Patients seen in 24 months	Total	Change since previous quarter
Quarter ending March 2018	600	
Quarter ending June 2018	589	↓
Quarter ending September 2018	565	↓
Quarter ending December 2018	544	↓
Quarter ending March 2019	542	→
Variance since March 2018	(9.7%)	↓



ACTIVITY



Month	Adjusted Scheduled Activity (UDA)	
	2018	2019
April	45	57
May	168	147
June	224	230
July	357	338
August	507	415
September	601	490
October	696	560
November	779	620
December	865	670
January	967	747
February	1,113	849
March	1,184	987
April	1,261	1,028
May	1,261	1,028
June	1,261	1,028

QUALITY

	Quantity	Base Number	Contract	AT	Region	England
% of FP17s for the same patient ID Re-attending within 3 months - Children	43	668	6.4%	9.7%	11.3%	11.8%
% of FP17s for the same patient ID Re-attending within 3 months - Adults	15	114	13.2%	14.0%	15.4%	15.7%
% of FP17s for the same patient ID Re-attending between 3 & 9 months - Children	467	668	69.9%	61.7%	61.3%	58.9%
% of FP17s for the same patient ID Re-attending between 3 & 9 months - Adults	72	114	63.2%	52.7%	52.1%	50.8%
% of FP17s for Band 1 Urgent Courses	41	760	5.4%	9.8%	9.5%	9.1%
% of FP17s Relating to Free Repair or Replacements	0	760	0.0%	0.6%	0.6%	0.8%
% of FP17s Relating to Continuations	1	760	0.1%	0.9%	0.8%	0.9%
% of Patients satisfied with the dentistry they have received	0	0	N/A	92.2%	92.4%	92.5%
% of Patients satisfied with the time they had to wait for an appointment	0	0	N/A	85.9%	86.3%	87.0%

* This is based on patients treated on this contract for their most recent course of treatment. Figures in italics indicate the base number of FP17s or Patient Questionnaire responses are less than 100. N/A is shown where the base number of responses is less than 10 during the period. % is calculated as Quantity/Base number*100