

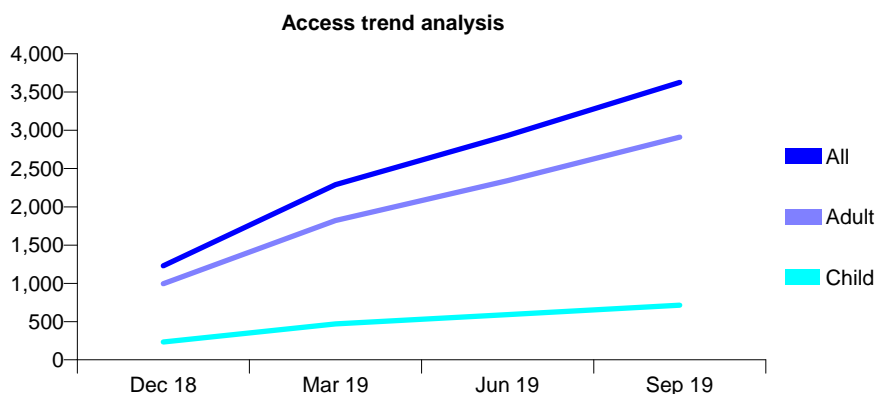
7A1 - Vital Signs At a Glance Contract Report for 100659/0000 - September 2019

Name or company name	Coal & Diamond Ltd
Contract type name	GDS Contract
Purpose of contract	General
Contract start date	01/10/2018
Contract end date	

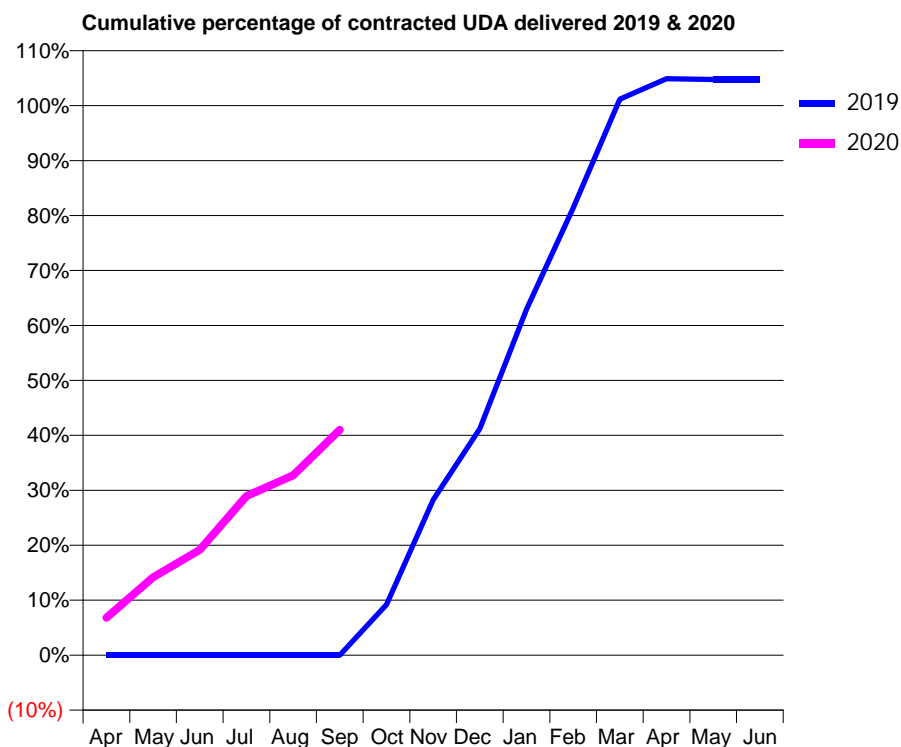
19/20 Contracted general activity (UDA)	22,500
Carry forward general activity (UDA)	-427
19/20 Contracted orthodontic activity (UOA)	0
Carry forward orthodontic activity (UOA)	0
Baseline contract value	£601,204.50

ACCESS*

Patients seen in 24 months	Total	Change since previous quarter
Quarter ending September 2018	0	
Quarter ending December 2018	1,230	↑
Quarter ending March 2019	2,290	↑
Quarter ending June 2019	2,933	↑
Quarter ending September 2019	3,626	↑
Variance since September 2018	N/A	



ACTIVITY



Month	Adjusted Scheduled Activity (UDA)	
	2019	2020
April	0	1,534
May	0	3,191
June	0	4,313
July	0	6,513
August	0	7,365
September	0	9,227
October	829	
November	2,546	
December	3,709	
January	5,663	
February	7,327	
March	9,104	
April	9,440	
May	9,427	
June	9,427	

QUALITY

	Quantity	Base Number	Contract	LHB	Wales
% of FP17s for the same patient ID Re-attending within 3 months - Children	45	663	6.8%	7.2%	10.7%
% of FP17s for the same patient ID Re-attending within 3 months - Adults	391	2,844	13.7%	12.7%	15.4%
% of FP17s for the same patient ID Re-attending between 3 & 9 months - Children	297	663	44.8%	58.3%	60.1%
% of FP17s for the same patient ID Re-attending between 3 & 9 months - Adults	1,178	2,844	41.4%	54.1%	56.7%
% of FP17s for Band 1 Urgent Courses	287	3,367	8.5%	7.6%	9.1%
% of FP17s Relating to Free Repair or Replacements	49	3,367	1.5%	0.7%	0.7%
% of FP17s Relating to Continuations	11	3,367	0.3%	0.7%	0.6%
% of Patients satisfied with the dentistry they have received	26	29	89.7%	93.0%	93.0%
% of Patients satisfied with the time they had to wait for an appointment	27	29	93.1%	85.3%	87.5%

* This is based on patients treated on this contract for their most recent course of treatment. Figures in italics indicate the base number of FP17s or Patient Questionnaire responses are less than 100. N/A is shown where the base number of responses is less than 10 during the period. % is calculated as Quantity/Base number*100

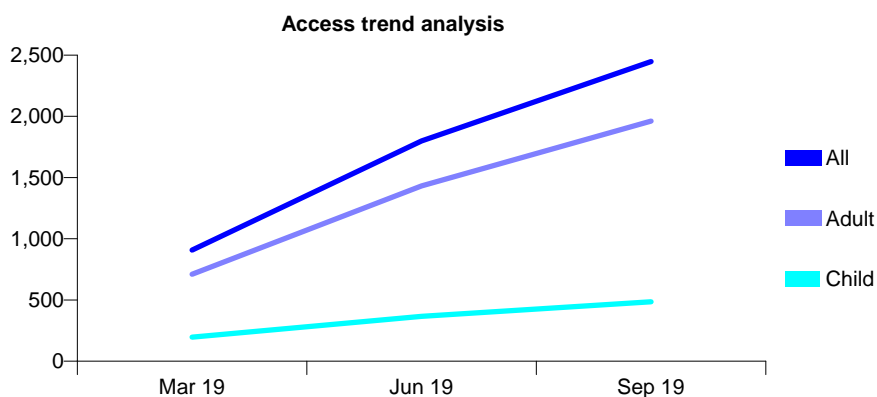
7A1 - Vital Signs At a Glance Contract Report for 100930/0000 - September 2019

Name or company name	Beauwood Dental Centre
Contract type name	GDS Contract
Purpose of contract	General
Contract start date	01/12/2018
Contract end date	

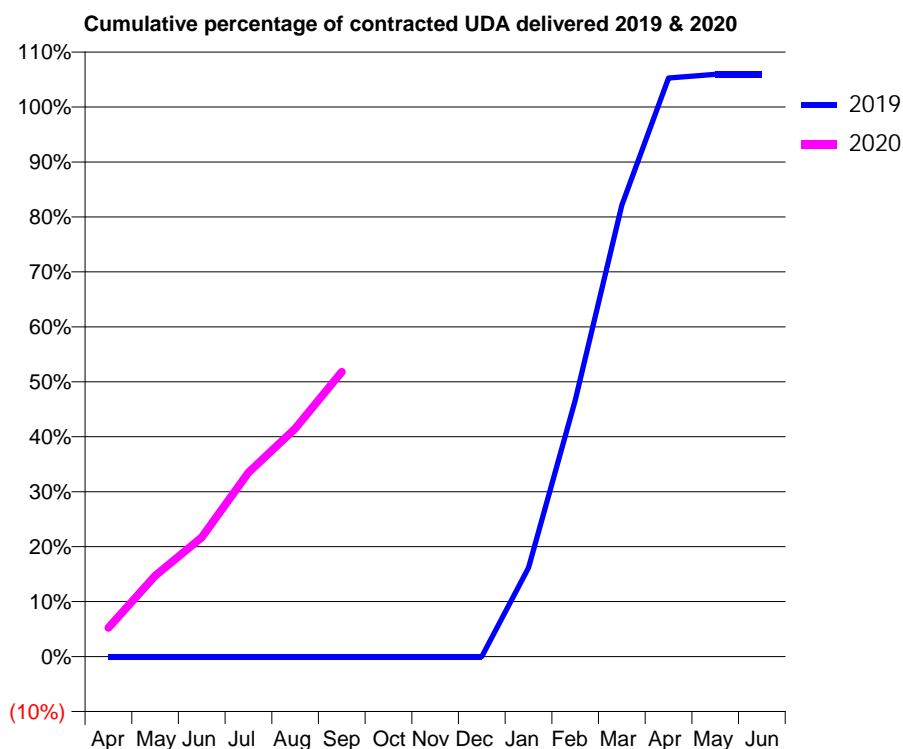
19/20 Contracted general activity (UDA)	15,401
Carry forward general activity (UDA)	-138
19/20 Contracted orthodontic activity (UOA)	0
Carry forward orthodontic activity (UOA)	0
Baseline contract value	£398,074.04

ACCESS*

Patients seen in 24 months	Total	Change since previous quarter
Quarter ending September 2018	0	
Quarter ending December 2018	0	
Quarter ending March 2019	908	
Quarter ending June 2019	1,800	↑
Quarter ending September 2019	2,448	↑
Variance since September 2018	N/A	



ACTIVITY



Month	Adjusted Scheduled Activity (UDA)	
	2019	2020
April	0	804
May	0	2,266
June	0	3,338
July	0	5,159
August	0	6,389
September	0	7,977
October	0	
November	0	
December	0	
January	444	
February	1,283	
March	2,259	
April	2,894	
May	2,913	
June	2,913	

QUALITY

	Quantity	Base Number	Contract	LHB	Wales
% of FP17s for the same patient ID Re-attending within 3 months - Children	37	509	7.3%	7.2%	10.7%
% of FP17s for the same patient ID Re-attending within 3 months - Adults	237	2,018	11.7%	12.7%	15.4%
% of FP17s for the same patient ID Re-attending between 3 & 9 months - Children	119	509	23.4%	58.3%	60.1%
% of FP17s for the same patient ID Re-attending between 3 & 9 months - Adults	397	2,018	19.7%	54.1%	56.7%
% of FP17s for Band 1 Urgent Courses	87	2,335	3.7%	7.6%	9.1%
% of FP17s Relating to Free Repair or Replacements	12	2,335	0.5%	0.7%	0.7%
% of FP17s Relating to Continuations	9	2,335	0.4%	0.7%	0.6%
% of Patients satisfied with the dentistry they have received	5	5	N/A	93.0%	93.0%
% of Patients satisfied with the time they had to wait for an appointment	5	5	N/A	85.3%	87.5%

* This is based on patients treated on this contract for their most recent course of treatment. Figures in italics indicate the base number of FP17s or Patient Questionnaire responses are less than 100. N/A is shown where the base number of responses is less than 10 during the period. % is calculated as Quantity/Base number*100

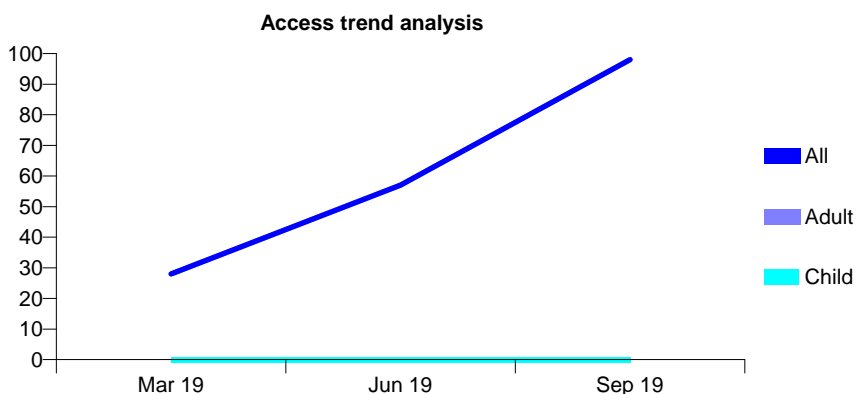
7A1 - Vital Signs At a Glance Contract Report for 100956/0000 - September 2019

Name or company name	MR J SREERAM
Contract type name	PDS Contract
Purpose of contract	General
Contract start date	21/01/2019
Contract end date	31/12/2019

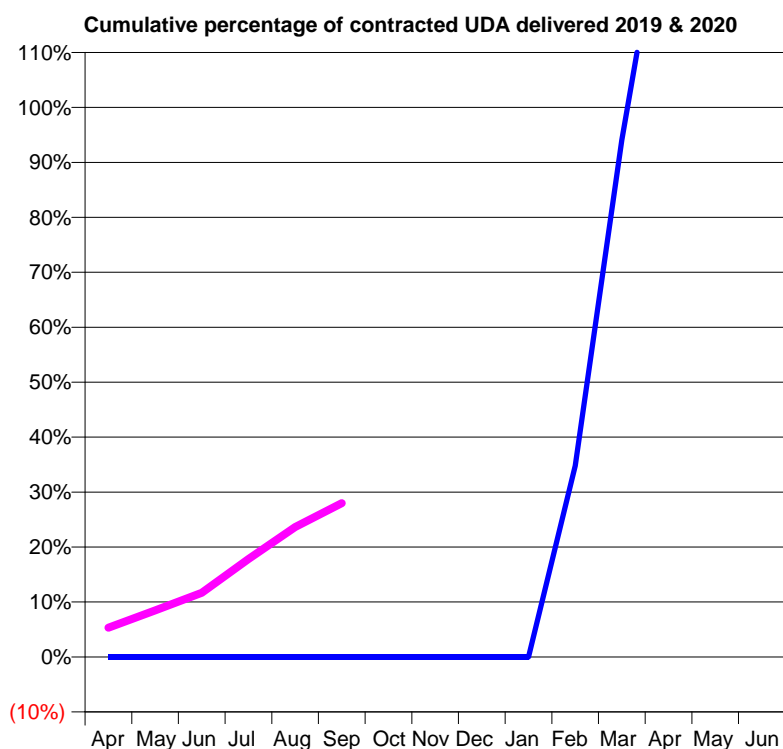
19/20 Contracted general activity (UDA)	450
Carry forward general activity (UDA)	0
19/20 Contracted orthodontic activity (UOA)	0
Carry forward orthodontic activity (UOA)	0
Baseline contract value	£19,187.11

ACCESS*

Patients seen in 24 months	Total	Change since previous quarter
Quarter ending September 2018	0	
Quarter ending December 2018	0	
Quarter ending March 2019	28	
Quarter ending June 2019	57	↑
Quarter ending September 2019	98	↑
Variance since September 2018	N/A	



ACTIVITY



Month	Adjusted Scheduled Activity (UDA)	
	2019	2020
April	0	24
May	0	38
June	0	53
July	0	80
August	0	106
September	0	126
October	0	
November	0	
December	0	
January	0	
February	9	
March	25	
April	39	
May	39	
June	39	

QUALITY

	Quantity	Base Number	Contract	LHB	Wales
% of FP17s for the same patient ID Re-attending within 3 months - Children	0	2	0.0%	7.2%	10.7%
% of FP17s for the same patient ID Re-attending within 3 months - Adults	2	113	1.8%	12.7%	15.4%
% of FP17s for the same patient ID Re-attending between 3 & 9 months - Children	0	2	0.0%	58.3%	60.1%
% of FP17s for the same patient ID Re-attending between 3 & 9 months - Adults	1	113	0.9%	54.1%	56.7%
% of FP17s for Band 1 Urgent Courses	100	104	96.2%	7.6%	9.1%
% of FP17s Relating to Free Repair or Replacements	0	104	0.0%	0.7%	0.7%
% of FP17s Relating to Continuations	0	104	0.0%	0.7%	0.6%
% of Patients satisfied with the dentistry they have received	0	0	N/A	93.0%	93.0%
% of Patients satisfied with the time they had to wait for an appointment	0	0	N/A	85.3%	87.5%

* This is based on patients treated on this contract for their most recent course of treatment.

Figures in italics indicate the base number of FP17s or Patient Questionnaire responses are less than 100. N/A is shown where the base number of responses is less than 10 during the period. % is calculated as Quantity/Base number*100

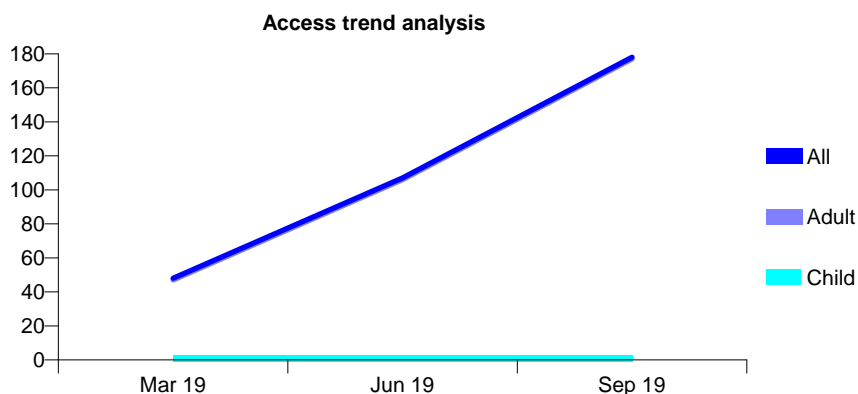
7A1 - Vital Signs At a Glance Contract Report for 100957/0000 - September 2019

Name or company name	L Bester
Contract type name	PDS Contract
Purpose of contract	General
Contract start date	08/01/2019
Contract end date	31/03/2020

19/20 Contracted general activity (UDA)	800
Carry forward general activity (UDA)	0
19/20 Contracted orthodontic activity (UOA)	0
Carry forward orthodontic activity (UOA)	0
Baseline contract value	£38,783.80

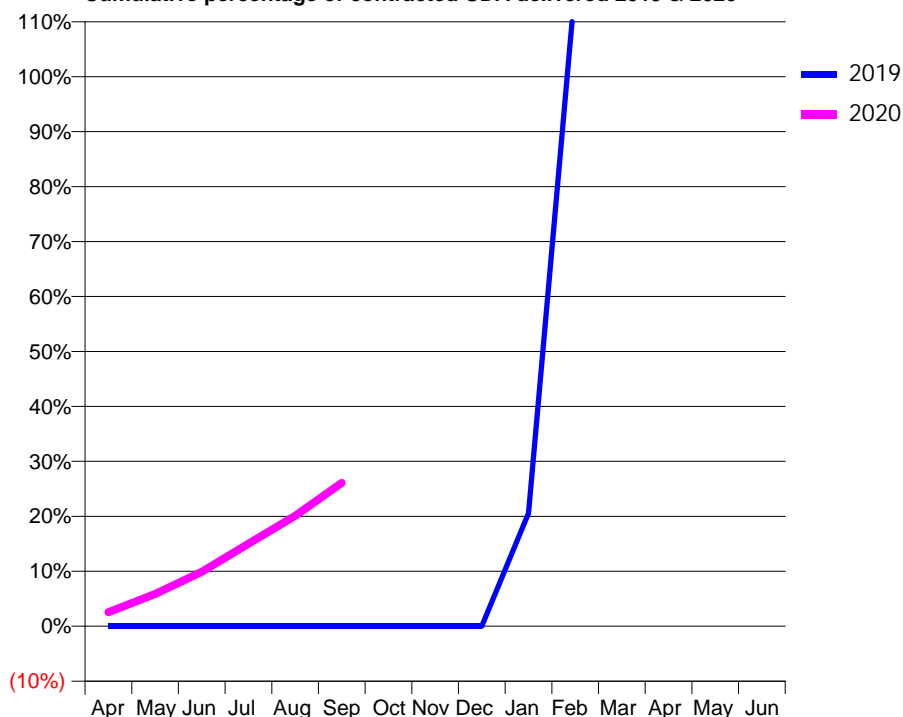
ACCESS*

Patients seen in 24 months	Total	Change since previous quarter
Quarter ending September 2018	0	
Quarter ending December 2018	0	
Quarter ending March 2019	48	
Quarter ending June 2019	107	↑
Quarter ending September 2019	178	↑
Variance since September 2018	N/A	



ACTIVITY

Cumulative percentage of contracted UDA delivered 2019 & 2020



Adjusted Scheduled Activity (UDA)

Month	2019	2020
April	0	20
May	0	47
June	0	79
July	0	120
August	0	161
September	0	209
October	0	
November	0	
December	0	
January	7	
February	41	
March	77	
April	83	
May	83	
June	83	

QUALITY

	Quantity	Base Number	Contract	LHB	Wales
% of FP17s for the same patient ID Re-attending within 3 months - Children	0	4	0.0%	7.2%	10.7%
% of FP17s for the same patient ID Re-attending within 3 months - Adults	4	175	2.3%	12.7%	15.4%
% of FP17s for the same patient ID Re-attending between 3 & 9 months - Children	0	4	0.0%	58.3%	60.1%
% of FP17s for the same patient ID Re-attending between 3 & 9 months - Adults	1	175	0.6%	54.1%	56.7%
% of FP17s for Band 1 Urgent Courses	173	174	99.4%	7.6%	9.1%
% of FP17s Relating to Free Repair or Replacements	0	174	0.0%	0.7%	0.7%
% of FP17s Relating to Continuations	0	174	0.0%	0.7%	0.6%
% of Patients satisfied with the dentistry they have received	1	1	N/A	93.0%	93.0%
% of Patients satisfied with the time they had to wait for an appointment	1	1	N/A	85.3%	87.5%

* This is based on patients treated on this contract for their most recent course of treatment.

Figures in italics indicate the base number of FP17s or Patient Questionnaire responses are less than 100. N/A is shown where the base number of responses is less than 10 during the period. % is calculated as Quantity/Base number*100

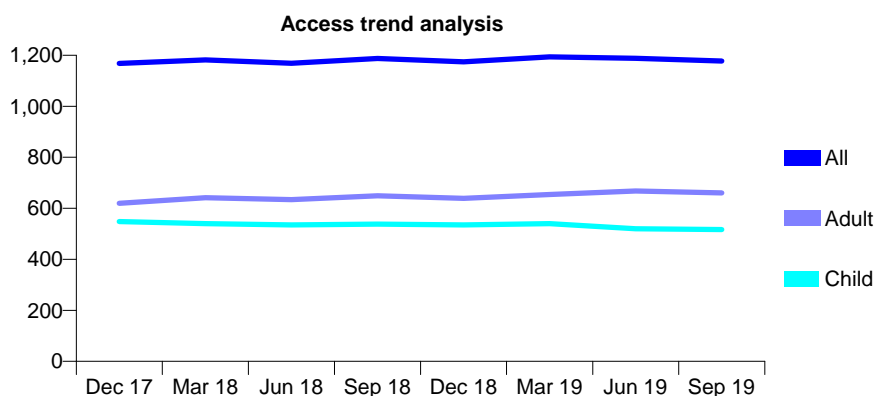
7A1 - Vital Signs At a Glance Contract Report for 101281/0086 - September 2019

Name or company name	OASIS DENTAL CARE LTD
Contract type name	GDS Contract
Purpose of contract	General
Contract start date	01/04/2006
Contract end date	

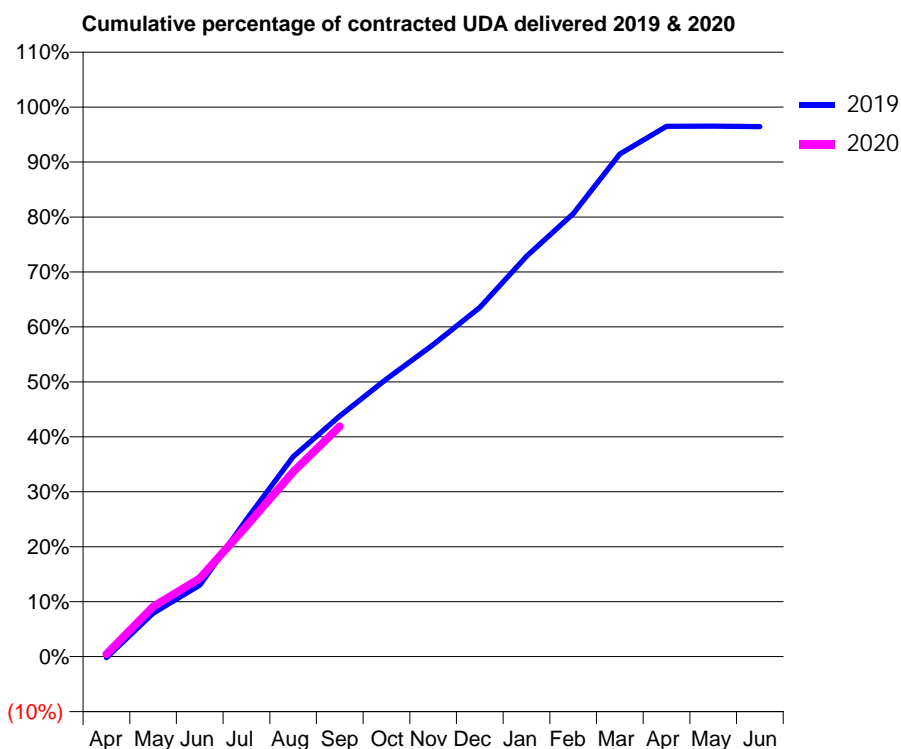
19/20 Contracted general activity (UDA)	3,000
Carry forward general activity (UDA)	107
19/20 Contracted orthodontic activity (UOA)	0
Carry forward orthodontic activity (UOA)	0
Baseline contract value	£75,233.20

ACCESS*

Patients seen in 24 months	Total	Change since previous quarter
Quarter ending September 2018	1,187	
Quarter ending December 2018	1,174	↓
Quarter ending March 2019	1,194	→
Quarter ending June 2019	1,188	→
Quarter ending September 2019	1,177	→
Variance since September 2018	(0.8%)	→



ACTIVITY



Month	Adjusted Scheduled Activity (UDA)	
	2019	2020
April	-6	14
May	237	274
June	390	427
July	749	713
August	1,092	1,009
September	1,314	1,257
October	1,515	
November	1,703	
December	1,907	
January	2,186	
February	2,418	
March	2,744	
April	2,895	
May	2,896	
June	2,893	

QUALITY

	Quantity	Base Number	Contract	LHB	Wales
% of FP17s for the same patient ID Re-attending within 3 months - Children	29	454	6.4%	7.2%	10.7%
% of FP17s for the same patient ID Re-attending within 3 months - Adults	79	520	15.2%	12.7%	15.4%
% of FP17s for the same patient ID Re-attending between 3 & 9 months - Children	347	454	76.4%	58.3%	60.1%
% of FP17s for the same patient ID Re-attending between 3 & 9 months - Adults	323	520	62.1%	54.1%	56.7%
% of FP17s for Band 1 Urgent Courses	40	891	4.5%	7.6%	9.1%
% of FP17s Relating to Free Repair or Replacements	3	891	0.3%	0.7%	0.7%
% of FP17s Relating to Continuations	2	891	0.2%	0.7%	0.6%
% of Patients satisfied with the dentistry they have received	4	4	N/A	93.0%	93.0%
% of Patients satisfied with the time they had to wait for an appointment	4	4	N/A	85.3%	87.5%

* This is based on patients treated on this contract for their most recent course of treatment. Figures in italics indicate the base number of FP17s or Patient Questionnaire responses are less than 100. N/A is shown where the base number of responses is less than 10 during the period. % is calculated as Quantity/Base number*100

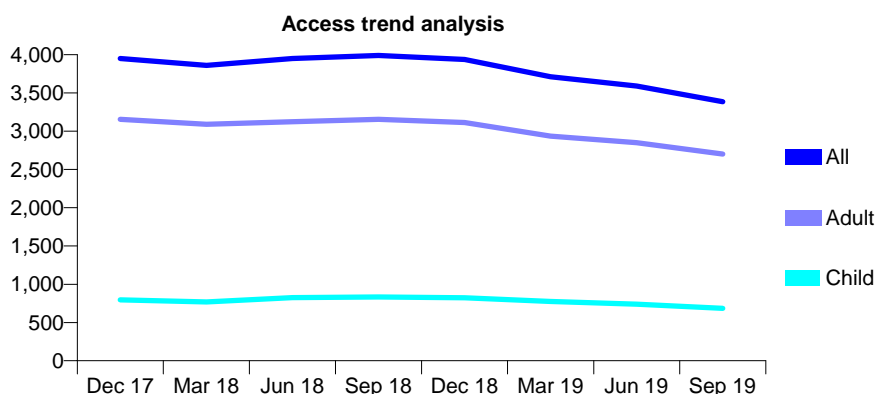
7A1 - Vital Signs At a Glance Contract Report for 101281/0116 - September 2019

Name or company name	OASIS DENTAL CARE LTD
Contract type name	GDS Contract
Purpose of contract	General
Contract start date	01/04/2006
Contract end date	

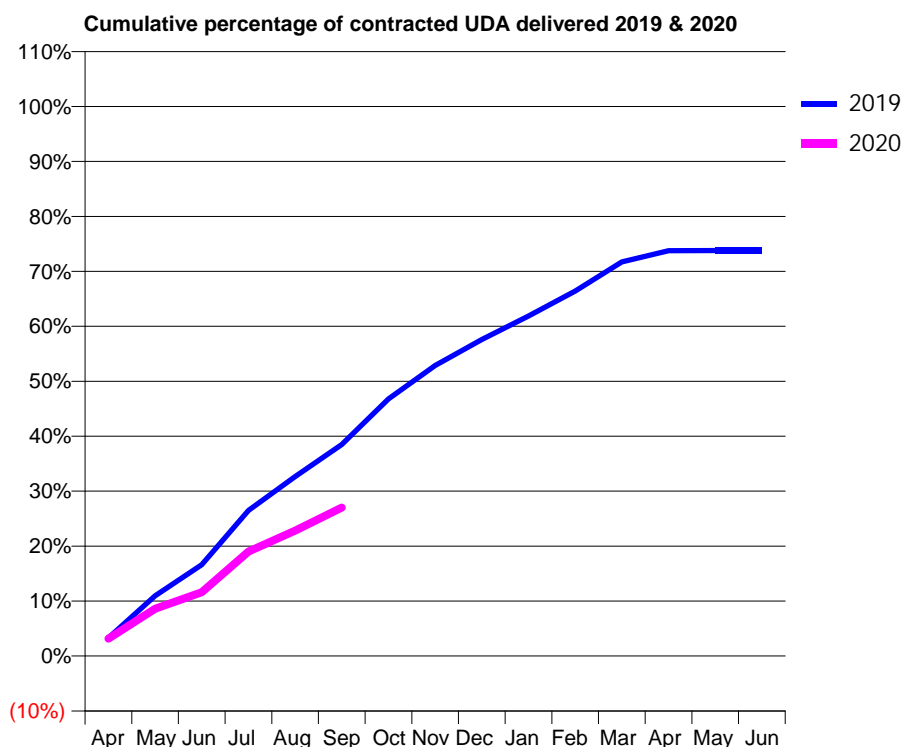
19/20 Contracted general activity (UDA)	15,000
Carry forward general activity (UDA)	0
19/20 Contracted orthodontic activity (UOA)	0
Carry forward orthodontic activity (UOA)	0
Baseline contract value	£368,221.81

ACCESS*

Patients seen in 24 months	Total	Change since previous quarter
Quarter ending September 2018	3,989	
Quarter ending December 2018	3,936	↓
Quarter ending March 2019	3,711	↓
Quarter ending June 2019	3,589	↓
Quarter ending September 2019	3,386	↓
Variance since September 2018	(15.1%)	↓



ACTIVITY



Month	Adjusted Scheduled Activity (UDA)	
	2019	2020
April	496	476
May	1,643	1,292
June	2,493	1,740
July	3,972	2,851
August	4,897	3,425
September	5,772	4,053
October	7,015	
November	7,928	
December	8,639	
January	9,279	
February	9,962	
March	10,758	
April	11,064	
May	11,067	
June	11,067	

QUALITY

	Quantity	Base Number	Contract	LHB	Wales
% of FP17s for the same patient ID Re-attending within 3 months - Children	18	365	4.9%	7.2%	10.7%
% of FP17s for the same patient ID Re-attending within 3 months - Adults	276	1,739	15.9%	12.7%	15.4%
% of FP17s for the same patient ID Re-attending between 3 & 9 months - Children	176	365	48.2%	58.3%	60.1%
% of FP17s for the same patient ID Re-attending between 3 & 9 months - Adults	944	1,739	54.3%	54.1%	56.7%
% of FP17s for Band 1 Urgent Courses	232	1,966	11.8%	7.6%	9.1%
% of FP17s Relating to Free Repair or Replacements	16	1,966	0.8%	0.7%	0.7%
% of FP17s Relating to Continuations	35	1,966	1.8%	0.7%	0.6%
% of Patients satisfied with the dentistry they have received	2	3	N/A	93.0%	93.0%
% of Patients satisfied with the time they had to wait for an appointment	2	3	N/A	85.3%	87.5%

* This is based on patients treated on this contract for their most recent course of treatment. Figures in italics indicate the base number of FP17s or Patient Questionnaire responses are less than 100. N/A is shown where the base number of responses is less than 10 during the period. % is calculated as Quantity/Base number*100

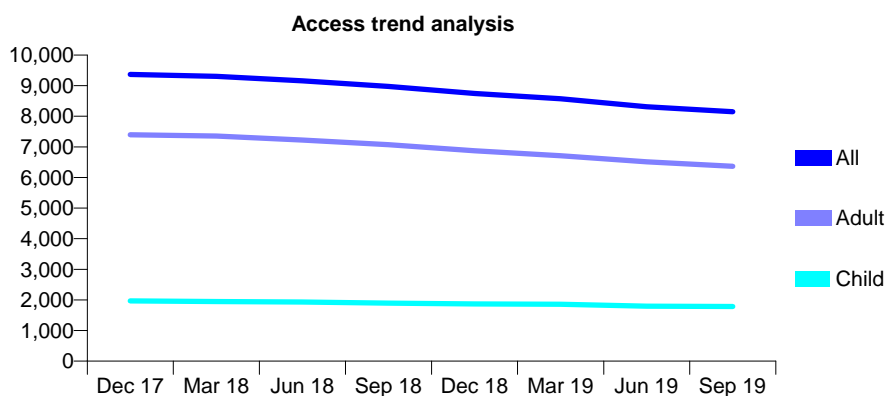
7A1 - Vital Signs At a Glance Contract Report for 101281/0133 - September 2019

Name or company name	OASIS DENTAL CARE LTD
Contract type name	GDS Contract
Purpose of contract	General
Contract start date	01/04/2006
Contract end date	

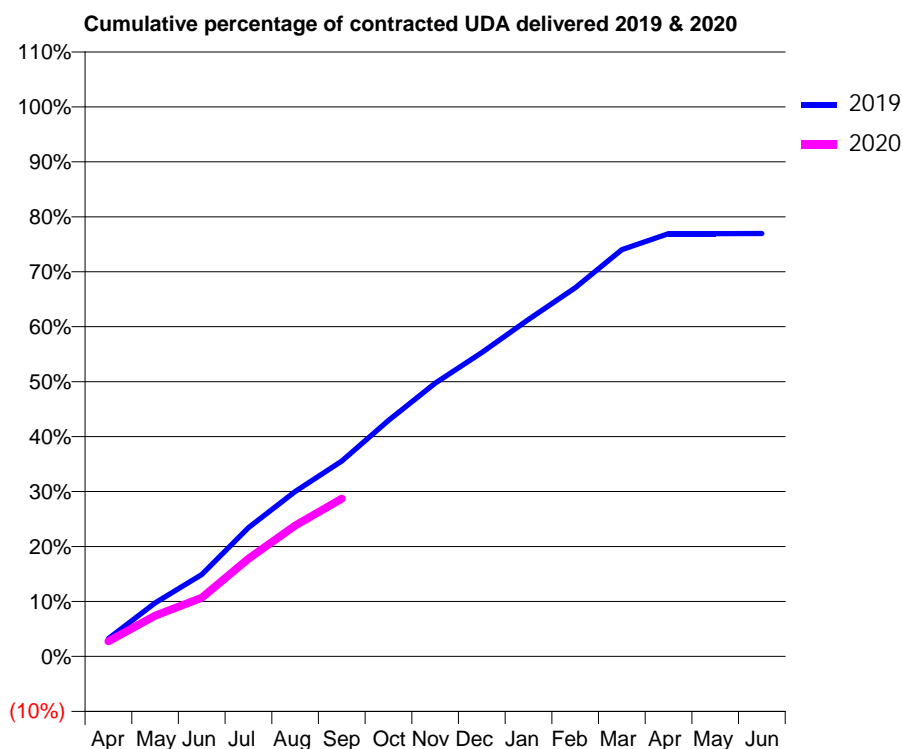
19/20 Contracted general activity (UDA)	33,740
Carry forward general activity (UDA)	0
19/20 Contracted orthodontic activity (UOA)	0
Carry forward orthodontic activity (UOA)	0
Baseline contract value	£829,659.11

ACCESS*

Patients seen in 24 months	Total	Change since previous quarter
Quarter ending September 2018	8,972	
Quarter ending December 2018	8,746	↓
Quarter ending March 2019	8,571	↓
Quarter ending June 2019	8,311	↓
Quarter ending September 2019	8,149	↓
Variance since September 2018	(9.2%)	↓



ACTIVITY



Month	2019	2020
April	1,103	932
May	3,285	2,502
June	5,025	3,595
July	7,903	6,001
August	10,128	8,032
September	11,995	9,686
October	14,490	
November	16,779	
December	18,653	
January	20,689	
February	22,632	
March	24,966	
April	25,953	
May	25,958	
June	25,965	

QUALITY

	Quantity	Base Number	Contract	LHB	Wales
% of FP17s for the same patient ID Re-attending within 3 months - Children	61	992	6.1%	7.2%	10.7%
% of FP17s for the same patient ID Re-attending within 3 months - Adults	458	3,830	12.0%	12.7%	15.4%
% of FP17s for the same patient ID Re-attending between 3 & 9 months - Children	503	992	50.7%	58.3%	60.1%
% of FP17s for the same patient ID Re-attending between 3 & 9 months - Adults	2,170	3,830	56.7%	54.1%	56.7%
% of FP17s for Band 1 Urgent Courses	319	4,443	7.2%	7.6%	9.1%
% of FP17s Relating to Free Repair or Replacements	41	4,443	0.9%	0.7%	0.7%
% of FP17s Relating to Continuations	66	4,443	1.5%	0.7%	0.6%
% of Patients satisfied with the dentistry they have received	15	15	100.0%	93.0%	93.0%
% of Patients satisfied with the time they had to wait for an appointment	13	15	86.7%	85.3%	87.5%

* This is based on patients treated on this contract for their most recent course of treatment. Figures in italics indicate the base number of FP17s or Patient Questionnaire responses are less than 100. N/A is shown where the base number of responses is less than 10 during the period. % is calculated as Quantity/Base number*100

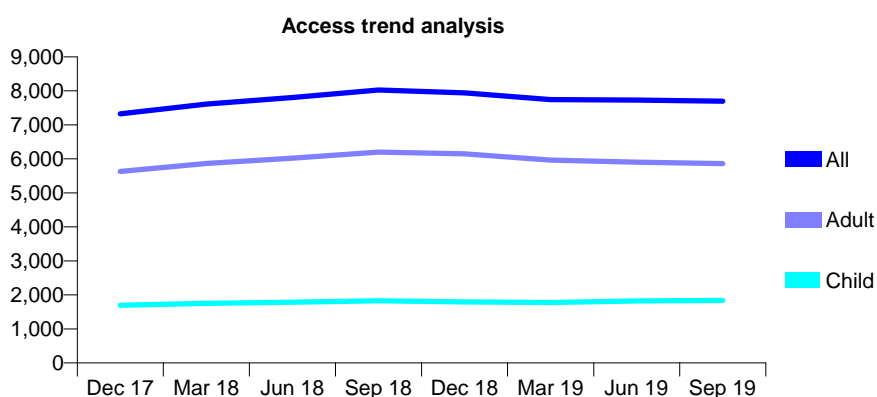
7A1 - Vital Signs At a Glance Contract Report for 101281/0144 - September 2019

Name or company name	OASIS DENTAL CARE LTD
Contract type name	GDS Contract
Purpose of contract	General
Contract start date	01/04/2006
Contract end date	

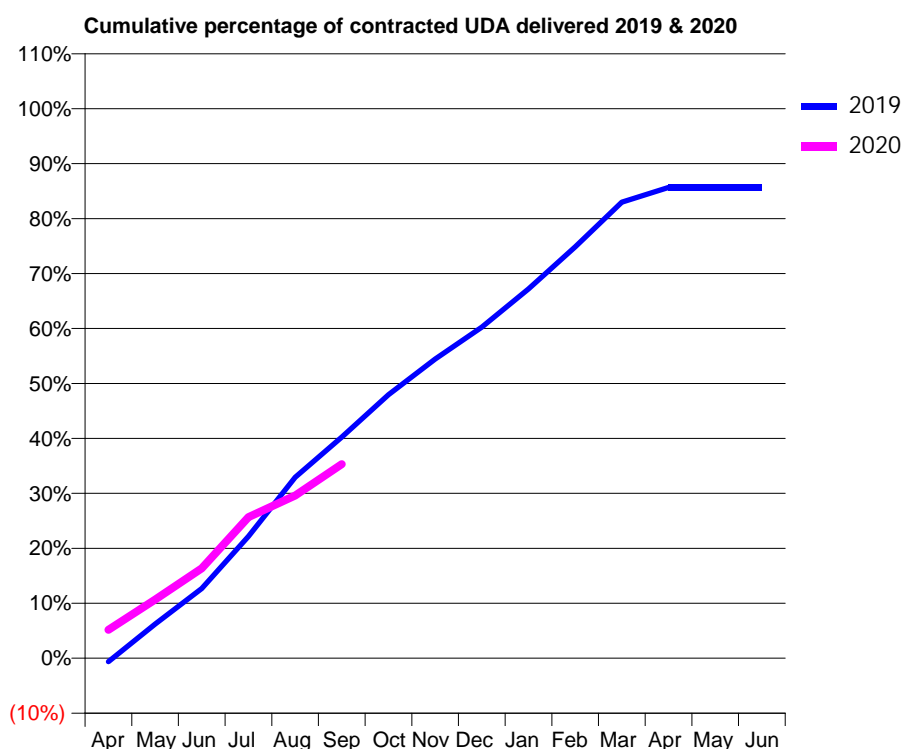
19/20 Contracted general activity (UDA)	24,126
Carry forward general activity (UDA)	0
19/20 Contracted orthodontic activity (UOA)	0
Carry forward orthodontic activity (UOA)	0
Baseline contract value	£593,252.98

ACCESS*

Patients seen in 24 months	Total	Change since previous quarter
Quarter ending September 2018	8,027	
Quarter ending December 2018	7,940	↓
Quarter ending March 2019	7,743	↓
Quarter ending June 2019	7,726	→
Quarter ending September 2019	7,696	→
Variance since September 2018	(4.1%)	↓



ACTIVITY



Month	2019	2020
April	-157	1,248
May	1,501	2,577
June	3,058	3,944
July	5,346	6,190
August	7,940	7,143
September	9,708	8,524
October	11,564	
November	13,136	
December	14,535	
January	16,215	
February	18,059	
March	20,022	
April	20,669	
May	20,672	
June	20,670	

QUALITY

	Quantity	Base Number	Contract	LHB	Wales
% of FP17s for the same patient ID Re-attending within 3 months - Children	53	1,121	4.7%	7.2%	10.7%
% of FP17s for the same patient ID Re-attending within 3 months - Adults	474	3,768	12.6%	12.7%	15.4%
% of FP17s for the same patient ID Re-attending between 3 & 9 months - Children	589	1,121	52.5%	58.3%	60.1%
% of FP17s for the same patient ID Re-attending between 3 & 9 months - Adults	2,414	3,768	64.1%	54.1%	56.7%
% of FP17s for Band 1 Urgent Courses	319	4,615	6.9%	7.6%	9.1%
% of FP17s Relating to Free Repair or Replacements	35	4,615	0.8%	0.7%	0.7%
% of FP17s Relating to Continuations	35	4,615	0.8%	0.7%	0.6%
% of Patients satisfied with the dentistry they have received	10	10	100.0%	93.0%	93.0%
% of Patients satisfied with the time they had to wait for an appointment	10	10	100.0%	85.3%	87.5%

* This is based on patients treated on this contract for their most recent course of treatment.

Figures in italics indicate the base number of FP17s or Patient Questionnaire responses are less than 100. N/A is shown where the base number of responses is less than 10 during the period. % is calculated as Quantity/Base number*100

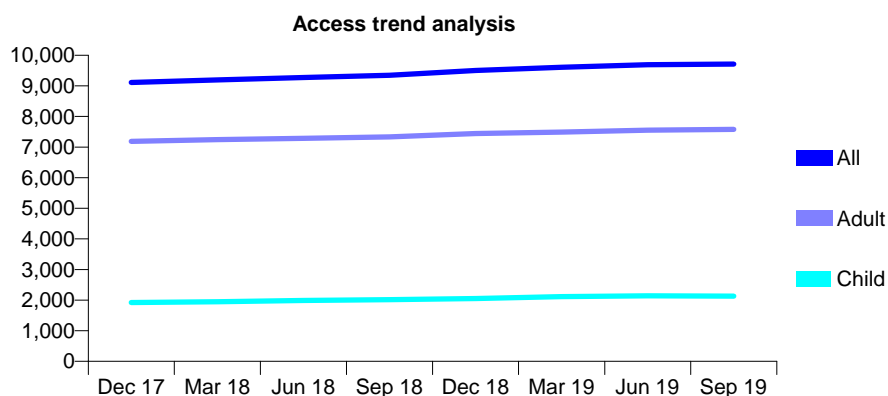
7A1 - Vital Signs At a Glance Contract Report for 101281/0152 - September 2019

Name or company name	OASIS DENTAL CARE LTD
Contract type name	GDS Contract
Purpose of contract	General
Contract start date	01/04/2006
Contract end date	

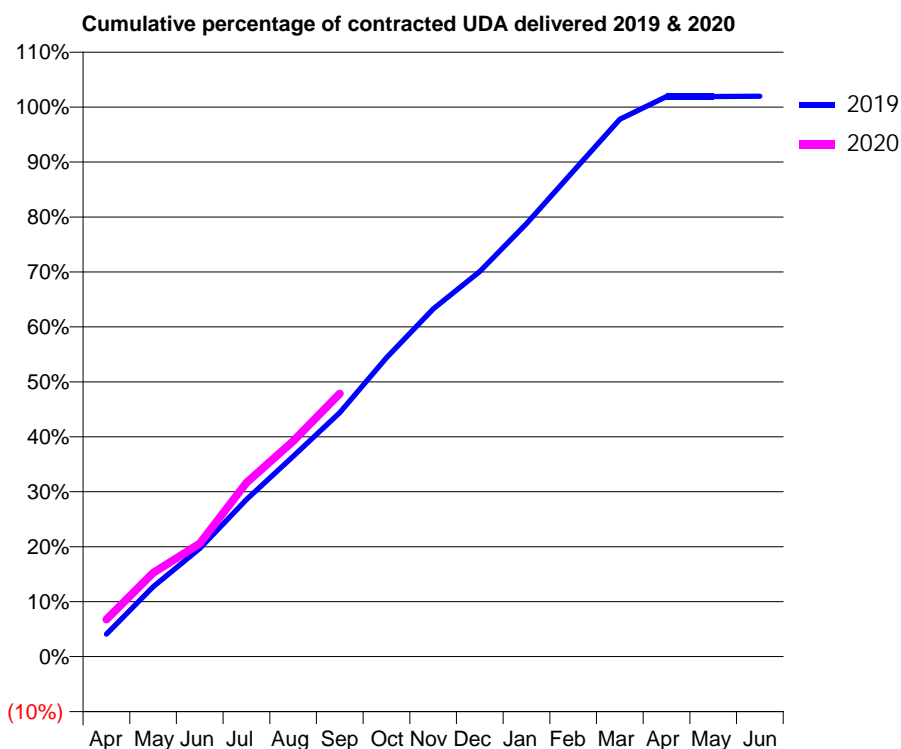
19/20 Contracted general activity (UDA)	25,000
Carry forward general activity (UDA)	-490
19/20 Contracted orthodontic activity (UOA)	0
Carry forward orthodontic activity (UOA)	0
Baseline contract value	£614,744.45

ACCESS*

Patients seen in 24 months	Total	Change since previous quarter
Quarter ending September 2018	9,350	
Quarter ending December 2018	9,501	→
Quarter ending March 2019	9,608	→
Quarter ending June 2019	9,694	→
Quarter ending September 2019	9,711	→
Variance since September 2018	3.9%	↑



ACTIVITY



Month	Adjusted Scheduled Activity (UDA)	
	2019	2020
April	1,022	1,695
May	3,184	3,815
June	4,916	5,142
July	7,147	7,911
August	9,118	9,802
September	11,099	11,969
October	13,597	
November	15,817	
December	17,520	
January	19,697	
February	22,078	
March	24,448	
April	25,477	
May	25,478	
June	25,490	

QUALITY

	Quantity	Base Number	Contract	LHB	Wales
% of FP17s for the same patient ID Re-attending within 3 months - Children	131	1,684	7.8%	7.2%	10.7%
% of FP17s for the same patient ID Re-attending within 3 months - Adults	772	5,451	14.2%	12.7%	15.4%
% of FP17s for the same patient ID Re-attending between 3 & 9 months - Children	1,016	1,684	60.3%	58.3%	60.1%
% of FP17s for the same patient ID Re-attending between 3 & 9 months - Adults	2,667	5,451	48.9%	54.1%	56.7%
% of FP17s for Band 1 Urgent Courses	624	6,635	9.4%	7.6%	9.1%
% of FP17s Relating to Free Repair or Replacements	39	6,635	0.6%	0.7%	0.7%
% of FP17s Relating to Continuations	80	6,635	1.2%	0.7%	0.6%
% of Patients satisfied with the dentistry they have received	11	14	78.6%	93.0%	93.0%
% of Patients satisfied with the time they had to wait for an appointment	12	14	85.7%	85.3%	87.5%

* This is based on patients treated on this contract for their most recent course of treatment. Figures in italics indicate the base number of FP17s or Patient Questionnaire responses are less than 100. N/A is shown where the base number of responses is less than 10 during the period. % is calculated as Quantity/Base number*100

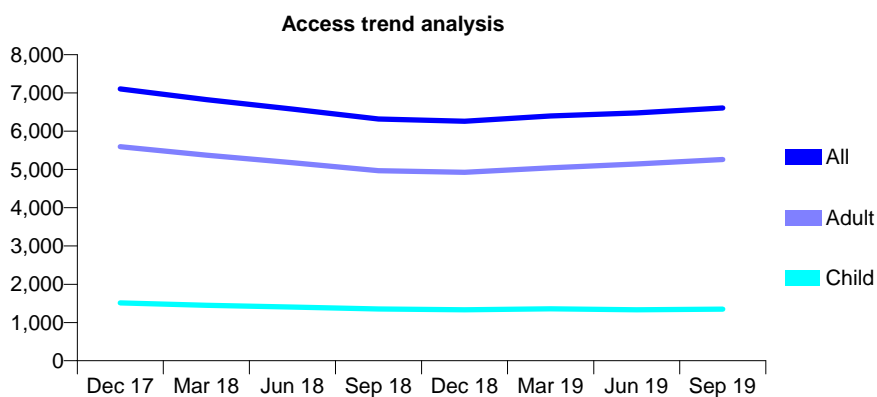
7A1 - Vital Signs At a Glance Contract Report for 101281/0153 - September 2019

Name or company name	OASIS DENTAL CARE LTD
Contract type name	GDS Contract
Purpose of contract	General
Contract start date	01/04/2006
Contract end date	

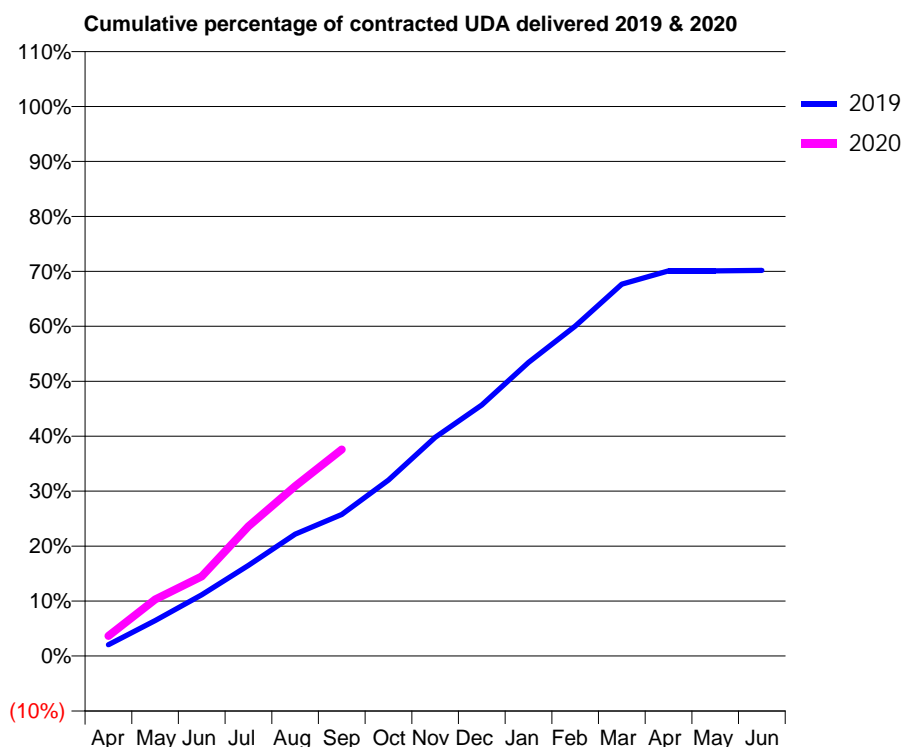
19/20 Contracted general activity (UDA)	27,508
Carry forward general activity (UDA)	0
19/20 Contracted orthodontic activity (UOA)	0
Carry forward orthodontic activity (UOA)	0
Baseline contract value	£676,415.60

ACCESS*

Patients seen in 24 months	Total	Change since previous quarter
Quarter ending September 2018	6,319	
Quarter ending December 2018	6,259	→
Quarter ending March 2019	6,399	↑
Quarter ending June 2019	6,478	→
Quarter ending September 2019	6,607	→
Variance since September 2018	4.6%	↑



ACTIVITY



Month	Adjusted Scheduled Activity (UDA)	
	2019	2020
April	567	1,003
May	1,776	2,835
June	3,069	3,989
July	4,536	6,493
August	6,102	8,506
September	7,084	10,336
October	8,810	
November	10,952	
December	12,565	
January	14,694	
February	16,510	
March	18,617	
April	19,283	
May	19,284	
June	19,304	

QUALITY

	Quantity	Base Number	Contract	LHB	Wales
% of FP17s for the same patient ID Re-attending within 3 months - Children	68	1,010	6.7%	7.2%	10.7%
% of FP17s for the same patient ID Re-attending within 3 months - Adults	609	4,151	14.7%	12.7%	15.4%
% of FP17s for the same patient ID Re-attending between 3 & 9 months - Children	621	1,010	61.5%	58.3%	60.1%
% of FP17s for the same patient ID Re-attending between 3 & 9 months - Adults	2,351	4,151	56.6%	54.1%	56.7%
% of FP17s for Band 1 Urgent Courses	375	4,866	7.7%	7.6%	9.1%
% of FP17s Relating to Free Repair or Replacements	87	4,866	1.8%	0.7%	0.7%
% of FP17s Relating to Continuations	83	4,866	1.7%	0.7%	0.6%
% of Patients satisfied with the dentistry they have received	10	11	90.9%	93.0%	93.0%
% of Patients satisfied with the time they had to wait for an appointment	8	11	72.7%	85.3%	87.5%

* This is based on patients treated on this contract for their most recent course of treatment. Figures in italics indicate the base number of FP17s or Patient Questionnaire responses are less than 100. N/A is shown where the base number of responses is less than 10 during the period. % is calculated as Quantity/Base number*100

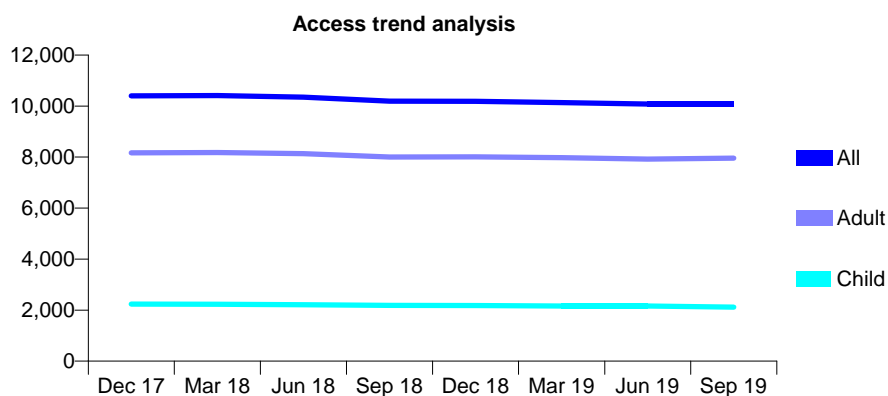
7A1 - Vital Signs At a Glance Contract Report for 101281/0154 - September 2019

Name or company name	OASIS DENTAL CARE LTD
Contract type name	GDS Contract
Purpose of contract	General
Contract start date	01/04/2006
Contract end date	

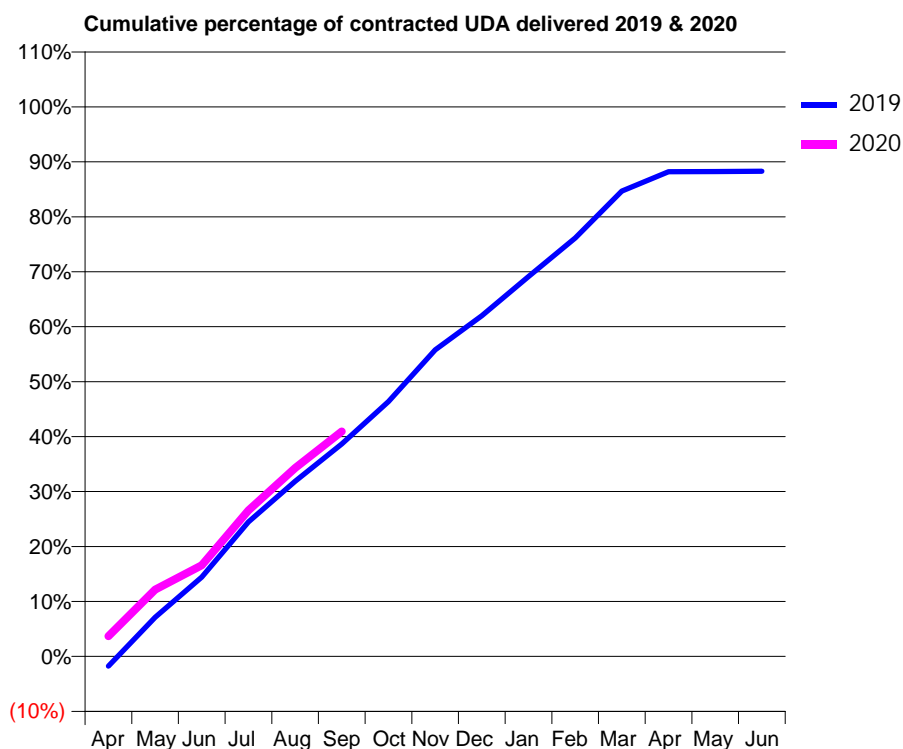
19/20 Contracted general activity (UDA)	35,277
Carry forward general activity (UDA)	0
19/20 Contracted orthodontic activity (UOA)	0
Carry forward orthodontic activity (UOA)	0
Baseline contract value	£867,453.60

ACCESS*

Patients seen in 24 months	Total	Change since previous quarter
Quarter ending September 2018	10,193	
Quarter ending December 2018	10,190	→
Quarter ending March 2019	10,138	→
Quarter ending June 2019	10,078	→
Quarter ending September 2019	10,080	→
Variance since September 2018	(1.1%)	↓



ACTIVITY



Month	2019	2020
April	-625	1,309
May	2,515	4,289
June	5,090	5,850
July	8,634	9,382
August	11,241	12,096
September	13,642	14,441
October	16,364	
November	19,679	
December	21,870	
January	24,384	
February	26,856	
March	29,869	
April	31,110	
May	31,123	
June	31,137	

QUALITY

	Quantity	Base Number	Contract	LHB	Wales
% of FP17s for the same patient ID Re-attending within 3 months - Children	79	1,590	5.0%	7.2%	10.7%
% of FP17s for the same patient ID Re-attending within 3 months - Adults	914	6,258	14.6%	12.7%	15.4%
% of FP17s for the same patient ID Re-attending between 3 & 9 months - Children	1,021	1,590	64.2%	58.3%	60.1%
% of FP17s for the same patient ID Re-attending between 3 & 9 months - Adults	3,951	6,258	63.1%	54.1%	56.7%
% of FP17s for Band 1 Urgent Courses	527	7,288	7.2%	7.6%	9.1%
% of FP17s Relating to Free Repair or Replacements	93	7,288	1.3%	0.7%	0.7%
% of FP17s Relating to Continuations	136	7,288	1.9%	0.7%	0.6%
% of Patients satisfied with the dentistry they have received	18	18	100.0%	93.0%	93.0%
% of Patients satisfied with the time they had to wait for an appointment	15	18	83.3%	85.3%	87.5%

* This is based on patients treated on this contract for their most recent course of treatment. Figures in italics indicate the base number of FP17s or Patient Questionnaire responses are less than 100. N/A is shown where the base number of responses is less than 10 during the period. % is calculated as Quantity/Base number*100

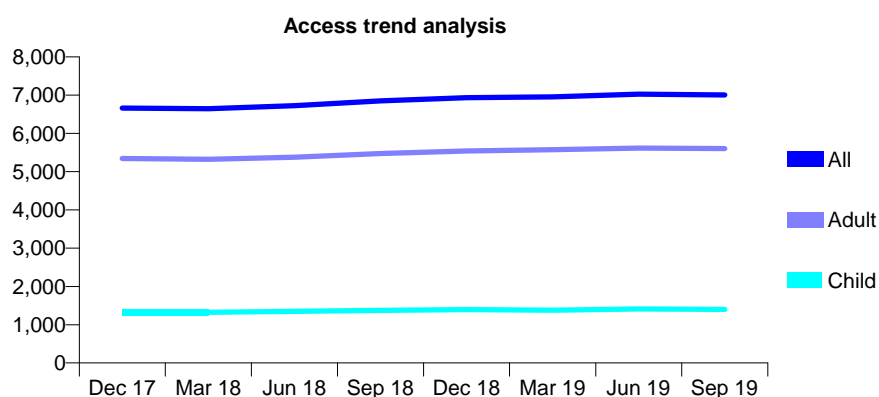
7A1 - Vital Signs At a Glance Contract Report for 101281/0156 - September 2019

Name or company name	OASIS DENTAL CARE LTD
Contract type name	GDS Contract
Purpose of contract	General
Contract start date	01/04/2006
Contract end date	

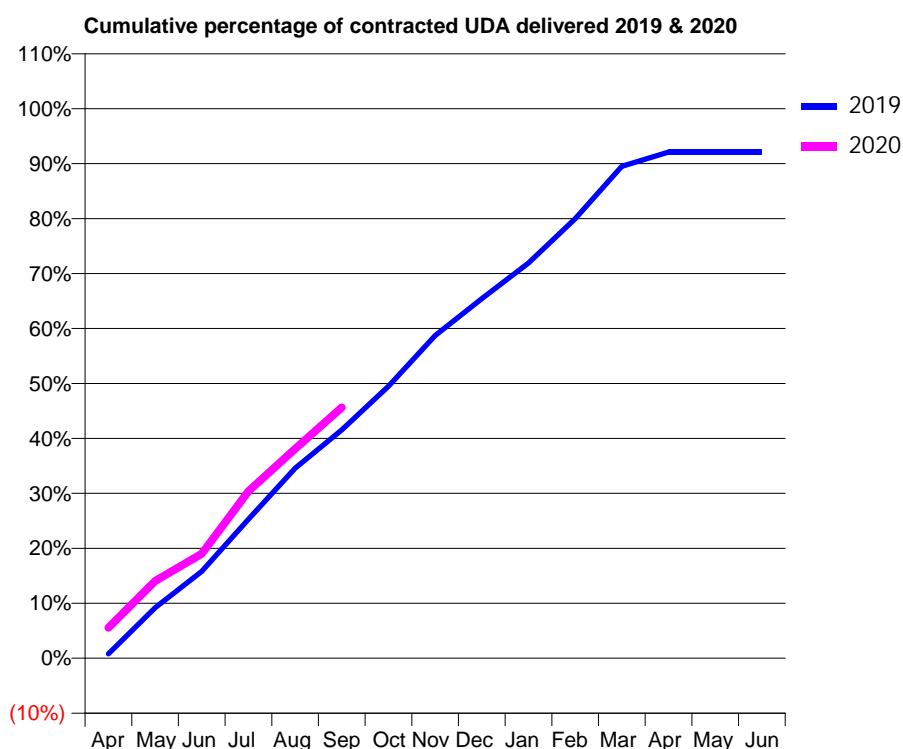
19/20 Contracted general activity (UDA)	25,000
Carry forward general activity (UDA)	0
19/20 Contracted orthodontic activity (UOA)	0
Carry forward orthodontic activity (UOA)	0
Baseline contract value	£614,744.45

ACCESS*

Patients seen in 24 months	Total	Change since previous quarter
Quarter ending September 2018	6,849	
Quarter ending December 2018	6,935	→
Quarter ending March 2019	6,954	→
Quarter ending June 2019	7,026	→
Quarter ending September 2019	7,004	→
Variance since September 2018	2.3%	↑



ACTIVITY



Month	2019	2020
April	205	1,387
May	2,296	3,515
June	3,952	4,753
July	6,323	7,601
August	8,646	9,526
September	10,380	11,402
October	12,371	
November	14,687	
December	16,360	
January	17,977	
February	19,995	
March	22,377	
April	23,029	
May	23,029	
June	23,029	

QUALITY

	Quantity	Base Number	Contract	LHB	Wales
% of FP17s for the same patient ID Re-attending within 3 months - Children	64	1,179	5.4%	7.2%	10.7%
% of FP17s for the same patient ID Re-attending within 3 months - Adults	812	5,311	15.3%	12.7%	15.4%
% of FP17s for the same patient ID Re-attending between 3 & 9 months - Children	802	1,179	68.0%	58.3%	60.1%
% of FP17s for the same patient ID Re-attending between 3 & 9 months - Adults	3,614	5,311	68.0%	54.1%	56.7%
% of FP17s for Band 1 Urgent Courses	663	6,237	10.6%	7.6%	9.1%
% of FP17s Relating to Free Repair or Replacements	35	6,237	0.6%	0.7%	0.7%
% of FP17s Relating to Continuations	49	6,237	0.8%	0.7%	0.6%
% of Patients satisfied with the dentistry they have received	15	15	100.0%	93.0%	93.0%
% of Patients satisfied with the time they had to wait for an appointment	14	15	93.3%	85.3%	87.5%

* This is based on patients treated on this contract for their most recent course of treatment.

Figures in italics indicate the base number of FP17s or Patient Questionnaire responses are less than 100. N/A is shown where the base number of responses is less than 10 during the period. % is calculated as Quantity/Base number*100

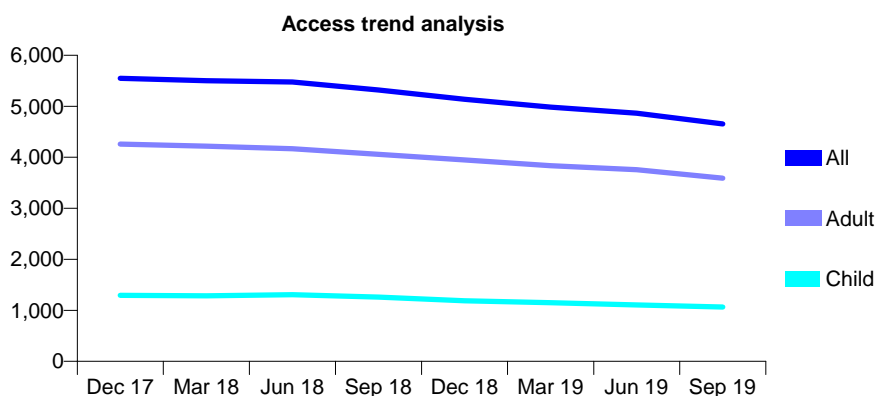
7A1 - Vital Signs At a Glance Contract Report for 101281/0157 - September 2019

Name or company name	OASIS DENTAL CARE LTD
Contract type name	GDS Contract
Purpose of contract	General
Contract start date	01/05/2006
Contract end date	

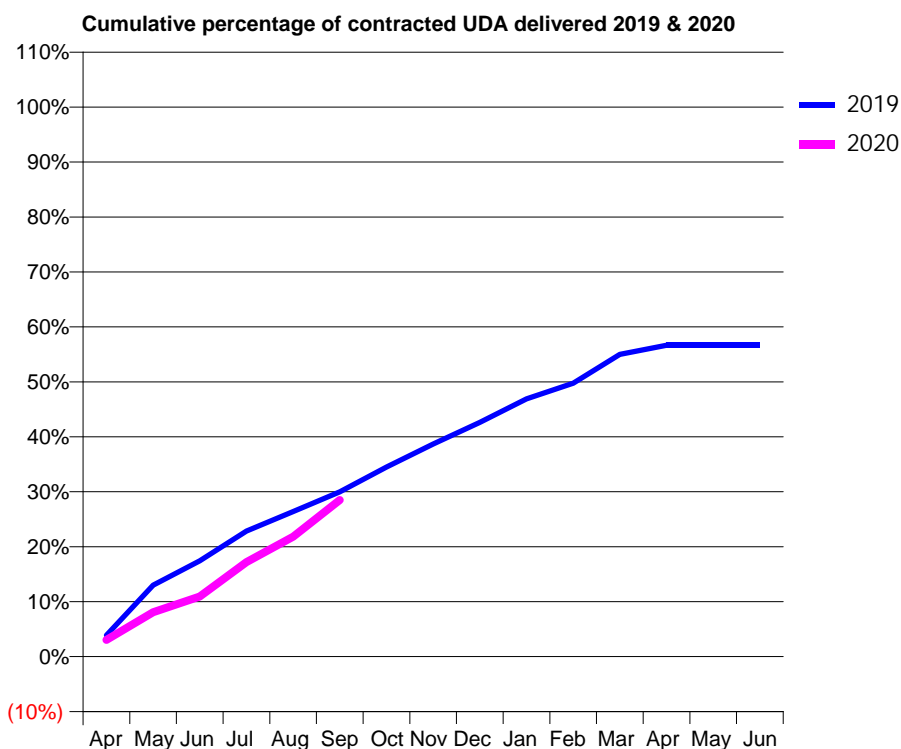
19/20 Contracted general activity (UDA)	20,000
Carry forward general activity (UDA)	0
19/20 Contracted orthodontic activity (UOA)	0
Carry forward orthodontic activity (UOA)	0
Baseline contract value	£491,795.56

ACCESS*

Patients seen in 24 months	Total	Change since previous quarter
Quarter ending September 2018	5,319	
Quarter ending December 2018	5,135	↓
Quarter ending March 2019	4,985	↓
Quarter ending June 2019	4,863	↓
Quarter ending September 2019	4,656	↓
Variance since September 2018	(12.5%)	↓



ACTIVITY



Month	Adjusted Scheduled Activity (UDA)	
	2019	2020
April	777	611
May	2,601	1,618
June	3,485	2,186
July	4,567	3,440
August	5,280	4,366
September	5,996	5,698
October	6,900	
November	7,741	
December	8,527	
January	9,379	
February	9,954	
March	11,000	
April	11,329	
May	11,329	
June	11,329	

QUALITY

	Quantity	Base Number	Contract	LHB	Wales
% of FP17s for the same patient ID Re-attending within 3 months - Children	43	655	6.6%	7.2%	10.7%
% of FP17s for the same patient ID Re-attending within 3 months - Adults	258	2,104	12.3%	12.7%	15.4%
% of FP17s for the same patient ID Re-attending between 3 & 9 months - Children	181	655	27.6%	58.3%	60.1%
% of FP17s for the same patient ID Re-attending between 3 & 9 months - Adults	594	2,104	28.2%	54.1%	56.7%
% of FP17s for Band 1 Urgent Courses	196	2,626	7.5%	7.6%	9.1%
% of FP17s Relating to Free Repair or Replacements	4	2,626	0.2%	0.7%	0.7%
% of FP17s Relating to Continuations	53	2,626	2.0%	0.7%	0.6%
% of Patients satisfied with the dentistry they have received	3	4	N/A	93.0%	93.0%
% of Patients satisfied with the time they had to wait for an appointment	3	4	N/A	85.3%	87.5%

* This is based on patients treated on this contract for their most recent course of treatment. Figures in italics indicate the base number of FP17s or Patient Questionnaire responses are less than 100. N/A is shown where the base number of responses is less than 10 during the period. % is calculated as Quantity/Base number*100

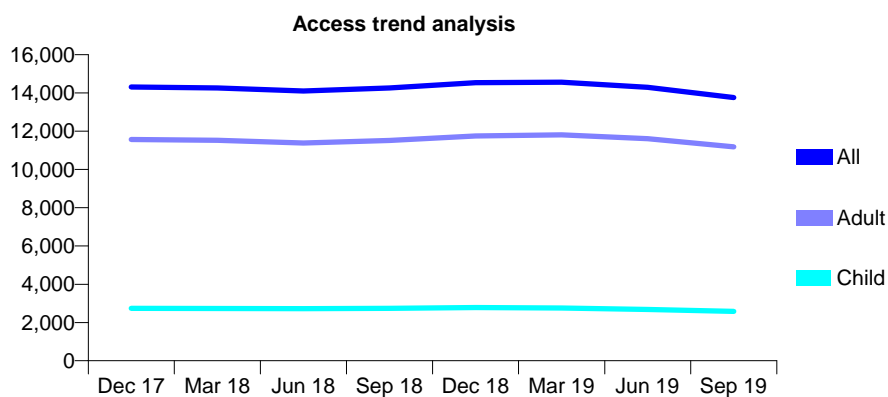
7A1 - Vital Signs At a Glance Contract Report for 101338/0037 - September 2019

Name or company name	Whitecross Dental Care Limited
Contract type name	GDS Contract
Purpose of contract	General
Contract start date	01/04/2006
Contract end date	

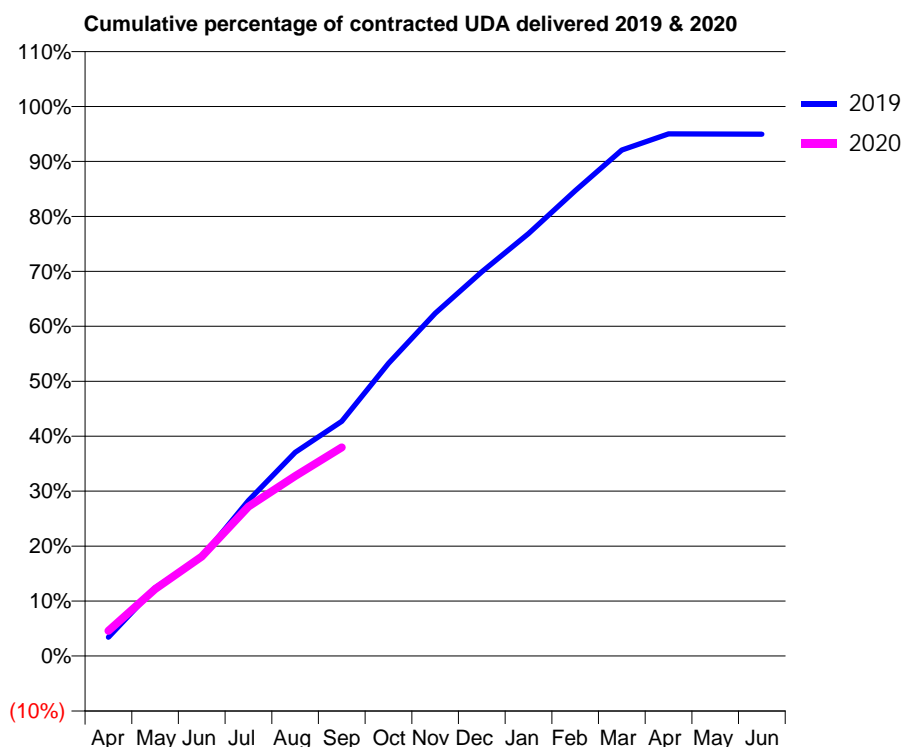
19/20 Contracted general activity (UDA)	44,600
Carry forward general activity (UDA)	0
19/20 Contracted orthodontic activity (UOA)	0
Carry forward orthodontic activity (UOA)	0
Baseline contract value	£1,264,180.84

ACCESS*

Patients seen in 24 months	Total	Change since previous quarter
Quarter ending September 2018	14,258	
Quarter ending December 2018	14,529	→
Quarter ending March 2019	14,560	→
Quarter ending June 2019	14,294	↓
Quarter ending September 2019	13,761	↓
Variance since September 2018	(3.5%)	↓



ACTIVITY



Month	Adjusted Scheduled Activity (UDA)	
	2019	2020
April	1,531	2,050
May	5,538	5,443
June	8,030	8,064
July	12,617	12,132
August	16,529	14,604
September	19,055	16,932
October	23,750	
November	27,822	
December	31,174	
January	34,277	
February	37,771	
March	41,062	
April	42,383	
May	42,355	
June	42,343	

QUALITY

	Quantity	Base Number	Contract	LHB	Wales
% of FP17s for the same patient ID Re-attending within 3 months - Children	30	1,549	1.9%	7.2%	10.7%
% of FP17s for the same patient ID Re-attending within 3 months - Adults	509	7,315	7.0%	12.7%	15.4%
% of FP17s for the same patient ID Re-attending between 3 & 9 months - Children	1,077	1,549	69.5%	58.3%	60.1%
% of FP17s for the same patient ID Re-attending between 3 & 9 months - Adults	5,136	7,315	70.2%	54.1%	56.7%
% of FP17s for Band 1 Urgent Courses	201	8,300	2.4%	7.6%	9.1%
% of FP17s Relating to Free Repair or Replacements	71	8,300	0.9%	0.7%	0.7%
% of FP17s Relating to Continuations	80	8,300	1.0%	0.7%	0.6%
% of Patients satisfied with the dentistry they have received	27	32	84.4%	93.0%	93.0%
% of Patients satisfied with the time they had to wait for an appointment	25	32	78.1%	85.3%	87.5%

* This is based on patients treated on this contract for their most recent course of treatment. Figures in italics indicate the base number of FP17s or Patient Questionnaire responses are less than 100. N/A is shown where the base number of responses is less than 10 during the period. % is calculated as Quantity/Base number*100

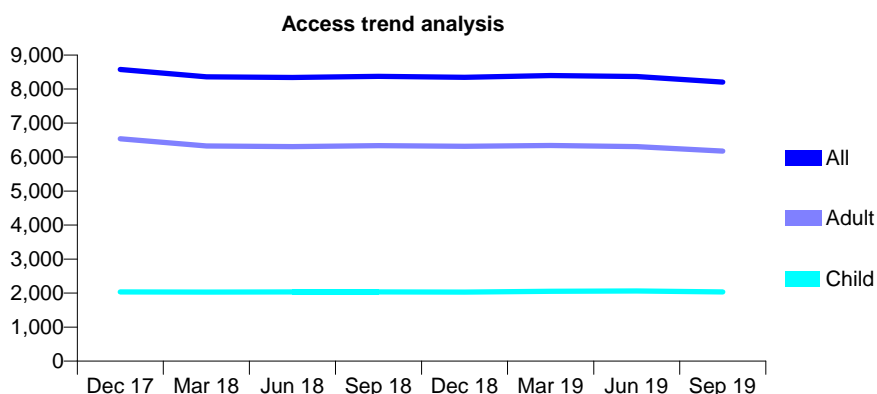
7A1 - Vital Signs At a Glance Contract Report for 101338/0041 - September 2019

Name or company name	Whitecross Dental Care Limited
Contract type name	GDS Contract
Purpose of contract	General
Contract start date	01/04/2006
Contract end date	

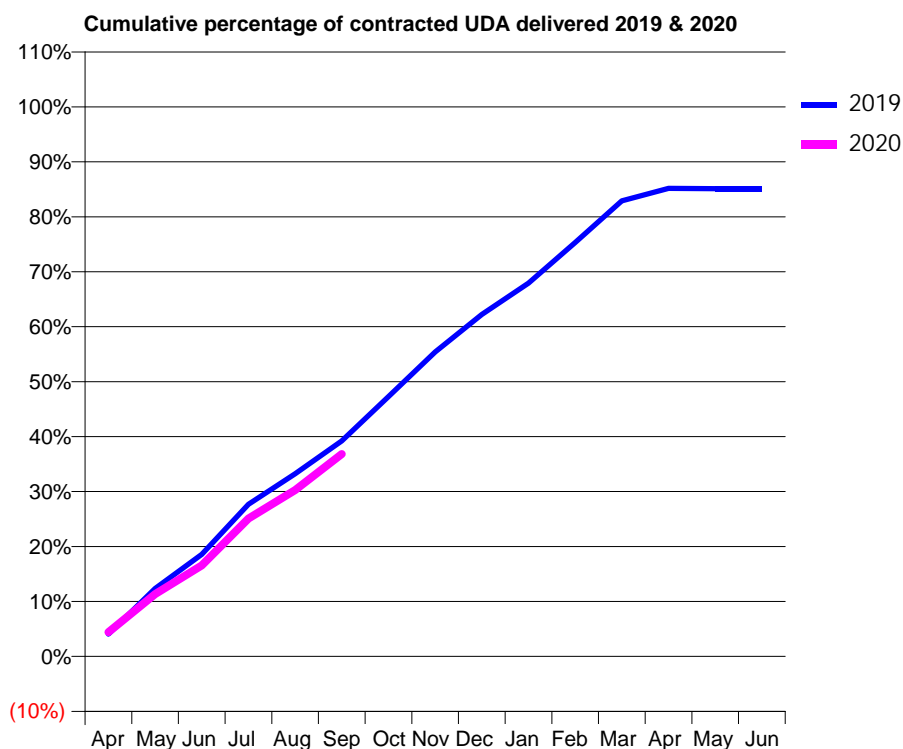
19/20 Contracted general activity (UDA)	27,000
Carry forward general activity (UDA)	0
19/20 Contracted orthodontic activity (UOA)	0
Carry forward orthodontic activity (UOA)	0
Baseline contract value	£664,284.73

ACCESS*

Patients seen in 24 months	Total	Change since previous quarter
Quarter ending September 2018	8,374	
Quarter ending December 2018	8,347	→
Quarter ending March 2019	8,397	→
Quarter ending June 2019	8,370	→
Quarter ending September 2019	8,207	↓
Variance since September 2018	(2.0%)	↓



ACTIVITY



Month	2019	2020
April	1,097	1,193
May	3,341	3,062
June	5,018	4,469
July	7,473	6,779
August	8,980	8,177
September	10,586	9,943
October	12,768	
November	14,959	
December	16,802	
January	18,345	
February	20,342	
March	22,382	
April	22,997	
May	22,983	
June	22,983	

QUALITY

	Quantity	Base Number	Contract	LHB	Wales
% of FP17s for the same patient ID Re-attending within 3 months - Children	70	1,274	5.5%	7.2%	10.7%
% of FP17s for the same patient ID Re-attending within 3 months - Adults	470	4,041	11.6%	12.7%	15.4%
% of FP17s for the same patient ID Re-attending between 3 & 9 months - Children	684	1,274	53.7%	58.3%	60.1%
% of FP17s for the same patient ID Re-attending between 3 & 9 months - Adults	2,194	4,041	54.3%	54.1%	56.7%
% of FP17s for Band 1 Urgent Courses	393	5,062	7.8%	7.6%	9.1%
% of FP17s Relating to Free Repair or Replacements	32	5,062	0.6%	0.7%	0.7%
% of FP17s Relating to Continuations	39	5,062	0.8%	0.7%	0.6%
% of Patients satisfied with the dentistry they have received	11	11	100.0%	93.0%	93.0%
% of Patients satisfied with the time they had to wait for an appointment	8	11	72.7%	85.3%	87.5%

* This is based on patients treated on this contract for their most recent course of treatment. Figures in italics indicate the base number of FP17s or Patient Questionnaire responses are less than 100. N/A is shown where the base number of responses is less than 10 during the period. % is calculated as Quantity/Base number*100

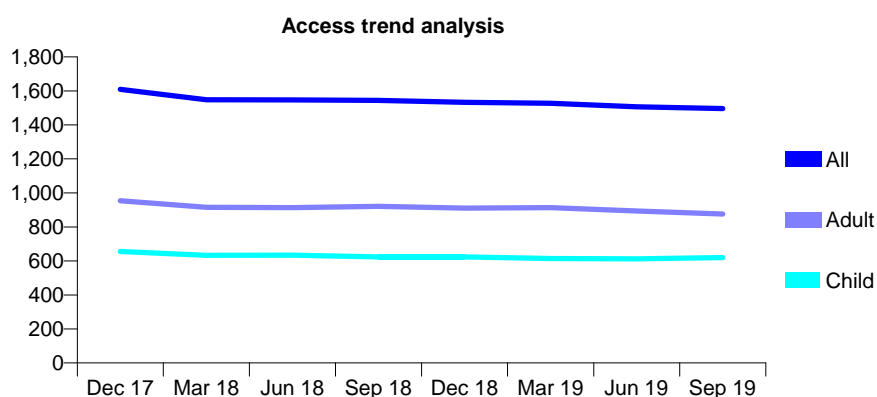
7A1 - Vital Signs At a Glance Contract Report for 102865/0001 - September 2019

Name or company name	C Hancock & DI Jones
Contract type name	GDS Contract
Purpose of contract	General
Contract start date	01/07/2013
Contract end date	

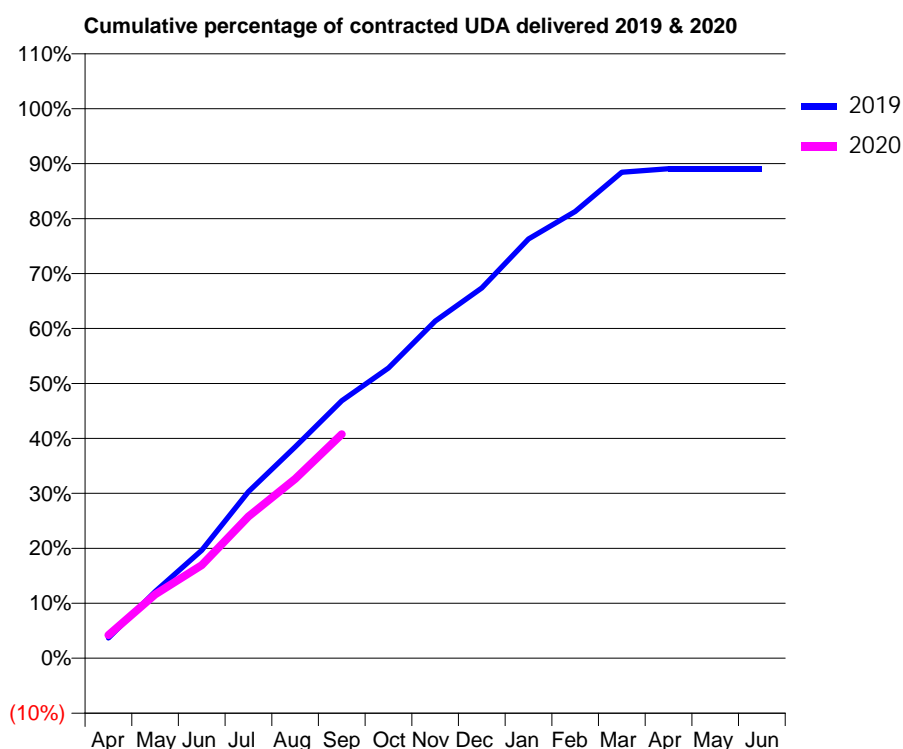
19/20 Contracted general activity (UDA)	3,350
Carry forward general activity (UDA)	0
19/20 Contracted orthodontic activity (UOA)	0
Carry forward orthodontic activity (UOA)	0
Baseline contract value	£82,053.24

ACCESS*

Patients seen in 24 months	Total	Change since previous quarter
Quarter ending September 2018	1,544	
Quarter ending December 2018	1,533	→
Quarter ending March 2019	1,527	→
Quarter ending June 2019	1,506	↓
Quarter ending September 2019	1,496	→
Variance since September 2018	(3.1%)	↓



ACTIVITY



Month	2019	2020
April	124	141
May	406	389
June	658	568
July	1,015	864
August	1,288	1,093
September	1,569	1,365
October	1,770	
November	2,055	
December	2,257	
January	2,555	
February	2,724	
March	2,962	
April	2,984	
May	2,984	
June	2,984	

QUALITY

	Quantity	Base Number	Contract	LHB	Wales
% of FP17s for the same patient ID Re-attending within 3 months - Children	27	442	6.1%	7.2%	10.7%
% of FP17s for the same patient ID Re-attending within 3 months - Adults	36	494	7.3%	12.7%	15.4%
% of FP17s for the same patient ID Re-attending between 3 & 9 months - Children	272	442	61.5%	58.3%	60.1%
% of FP17s for the same patient ID Re-attending between 3 & 9 months - Adults	243	494	49.2%	54.1%	56.7%
% of FP17s for Band 1 Urgent Courses	67	909	7.4%	7.6%	9.1%
% of FP17s Relating to Free Repair or Replacements	0	909	0.0%	0.7%	0.7%
% of FP17s Relating to Continuations	6	909	0.7%	0.7%	0.6%
% of Patients satisfied with the dentistry they have received	0	0	N/A	93.0%	93.0%
% of Patients satisfied with the time they had to wait for an appointment	0	0	N/A	85.3%	87.5%

* This is based on patients treated on this contract for their most recent course of treatment.

Figures in italics indicate the base number of FP17s or Patient Questionnaire responses are less than 100. N/A is shown where the base number of responses is less than 10 during the period. % is calculated as Quantity/Base number*100

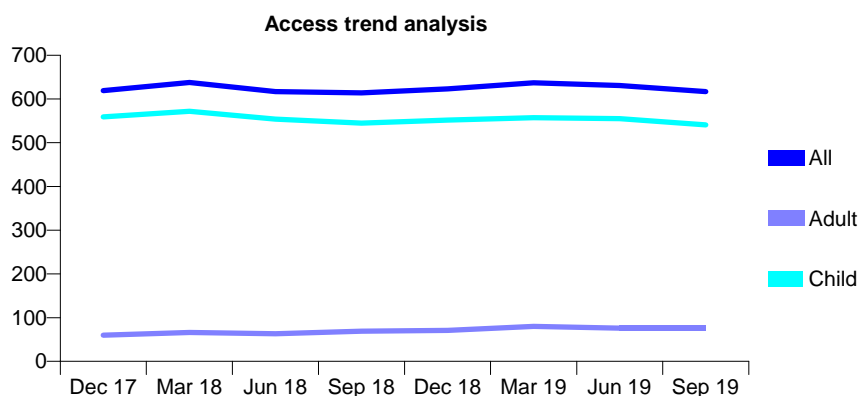
7A1 - Vital Signs At a Glance Contract Report for 107301/0001 - September 2019

Name or company name	Randell & Quail
Contract type name	GDS Contract
Purpose of contract	General
Contract start date	02/04/2006
Contract end date	

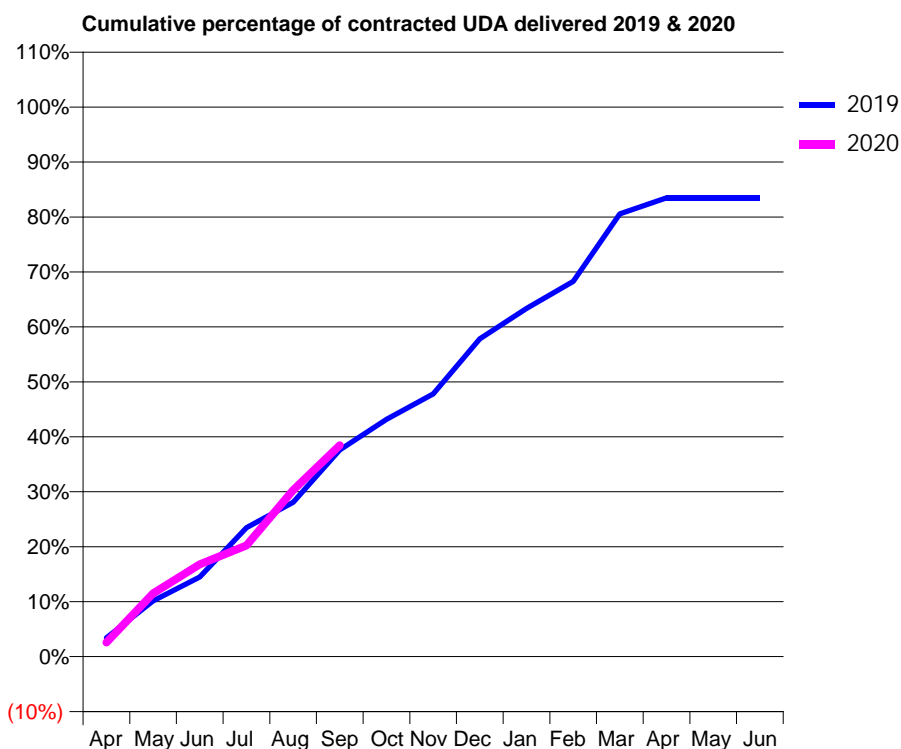
19/20 Contracted general activity (UDA)	1,399
Carry forward general activity (UDA)	0
19/20 Contracted orthodontic activity (UOA)	0
Carry forward orthodontic activity (UOA)	0
Baseline contract value	£32,966.59

ACCESS*

Patients seen in 24 months	Total	Change since previous quarter
Quarter ending September 2018	614	
Quarter ending December 2018	623	→
Quarter ending March 2019	637	↑
Quarter ending June 2019	631	→
Quarter ending September 2019	617	↓
Variance since September 2018	0.5%	→



ACTIVITY



Month	Adjusted Scheduled Activity (UDA)	
	2019	2020
April	48	36
May	142	161
June	203	235
July	328	283
August	393	424
September	526	538
October	604	
November	669	
December	809	
January	886	
February	955	
March	1,127	
April	1,168	
May	1,168	
June	1,168	

QUALITY

	Quantity	Base Number	Contract	LHB	Wales
% of FP17s for the same patient ID Re-attending within 3 months - Children	54	424	12.7%	7.2%	10.7%
% of FP17s for the same patient ID Re-attending within 3 months - Adults	2	24	8.3%	12.7%	15.4%
% of FP17s for the same patient ID Re-attending between 3 & 9 months - Children	246	424	58.0%	58.3%	60.1%
% of FP17s for the same patient ID Re-attending between 3 & 9 months - Adults	14	24	58.3%	54.1%	56.7%
% of FP17s for Band 1 Urgent Courses	0	412	0.0%	7.6%	9.1%
% of FP17s Relating to Free Repair or Replacements	0	412	0.0%	0.7%	0.7%
% of FP17s Relating to Continuations	0	412	0.0%	0.7%	0.6%
% of Patients satisfied with the dentistry they have received	0	0	N/A	93.0%	93.0%
% of Patients satisfied with the time they had to wait for an appointment	0	0	N/A	85.3%	87.5%

* This is based on patients treated on this contract for their most recent course of treatment. Figures in italics indicate the base number of FP17s or Patient Questionnaire responses are less than 100. N/A is shown where the base number of responses is less than 10 during the period. % is calculated as Quantity/Base number*100

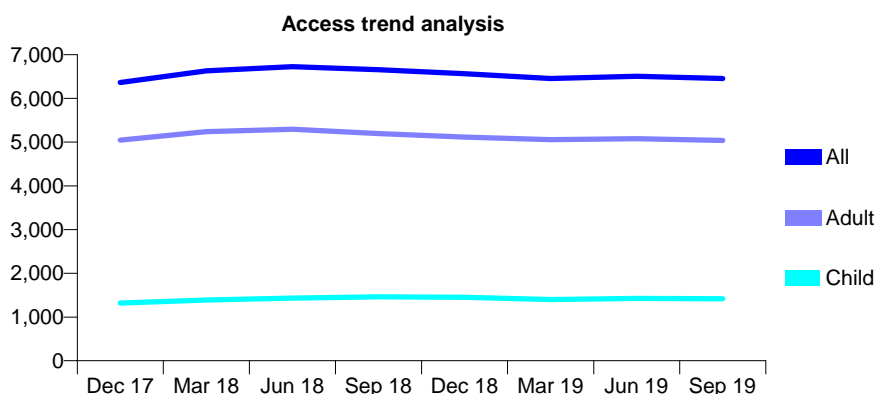
7A1 - Vital Signs At a Glance Contract Report for 112488/0002 - September 2019

Name or company name	Integrated Dental Holdings
Contract type name	GDS Contract
Purpose of contract	General
Contract start date	10/05/2007
Contract end date	

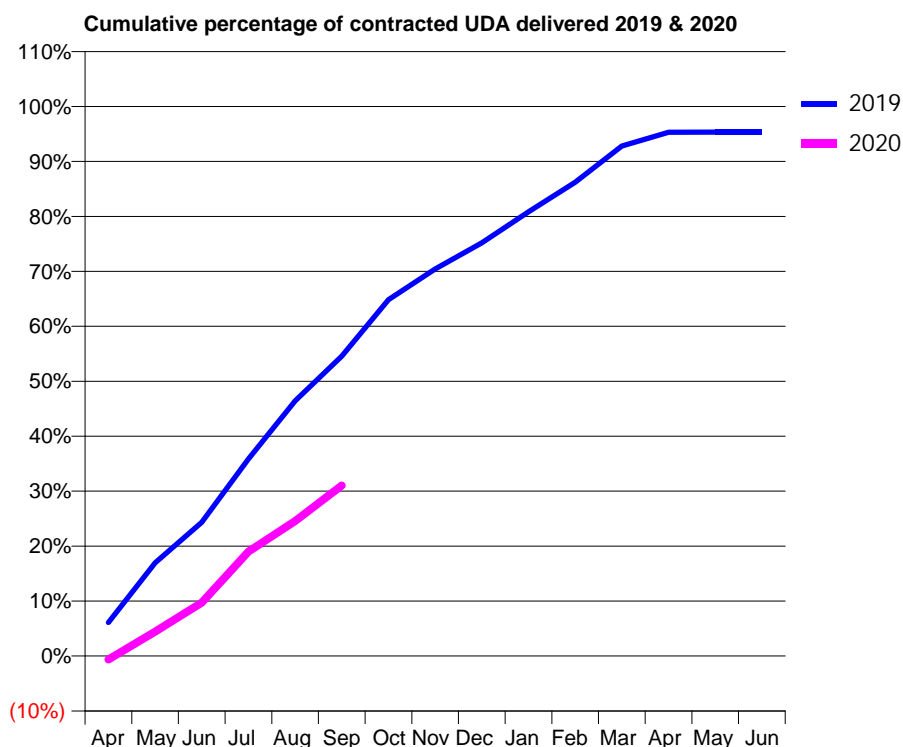
19/20 Contracted general activity (UDA)	20,250
Carry forward general activity (UDA)	781
19/20 Contracted orthodontic activity (UOA)	0
Carry forward orthodontic activity (UOA)	0
Baseline contract value	£484,572.20

ACCESS*

Patients seen in 24 months	Total	Change since previous quarter
Quarter ending September 2018	6,657	
Quarter ending December 2018	6,565	↓
Quarter ending March 2019	6,456	↓
Quarter ending June 2019	6,504	→
Quarter ending September 2019	6,456	→
Variance since September 2018	(3.0%)	↓



ACTIVITY



Month	Adjusted Scheduled Activity (UDA)	
	2019	2020
April	1,024	-131
May	2,845	902
June	4,074	1,969
July	6,010	3,848
August	7,777	4,973
September	9,138	6,281
October	10,860	
November	11,796	
December	12,592	
January	13,537	
February	14,438	
March	15,542	
April	15,965	
May	15,968	
June	15,969	

QUALITY

	Quantity	Base Number	Contract	LHB	Wales
% of FP17s for the same patient ID Re-attending within 3 months - Children	29	1,003	2.9%	7.2%	10.7%
% of FP17s for the same patient ID Re-attending within 3 months - Adults	280	3,416	8.2%	12.7%	15.4%
% of FP17s for the same patient ID Re-attending between 3 & 9 months - Children	451	1,003	45.0%	58.3%	60.1%
% of FP17s for the same patient ID Re-attending between 3 & 9 months - Adults	1,496	3,416	43.8%	54.1%	56.7%
% of FP17s for Band 1 Urgent Courses	174	4,173	4.2%	7.6%	9.1%
% of FP17s Relating to Free Repair or Replacements	6	4,173	0.1%	0.7%	0.7%
% of FP17s Relating to Continuations	27	4,173	0.6%	0.7%	0.6%
% of Patients satisfied with the dentistry they have received	8	8	N/A	93.0%	93.0%
% of Patients satisfied with the time they had to wait for an appointment	7	8	N/A	85.3%	87.5%

* This is based on patients treated on this contract for their most recent course of treatment. Figures in italics indicate the base number of FP17s or Patient Questionnaire responses are less than 100. N/A is shown where the base number of responses is less than 10 during the period. % is calculated as Quantity/Base number*100

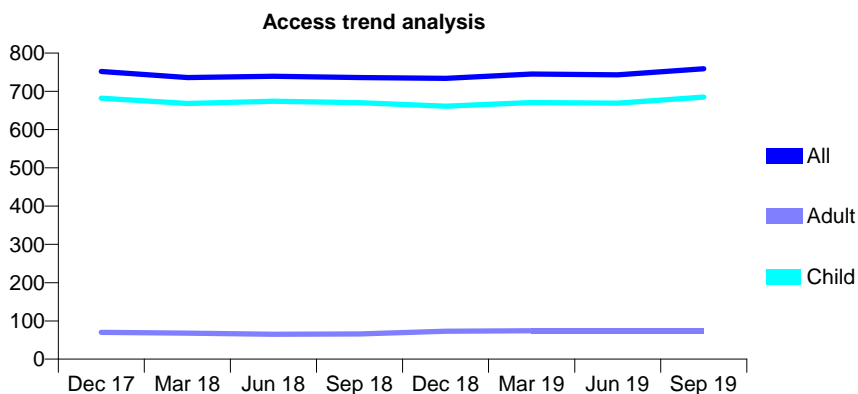
7A1 - Vital Signs At a Glance Contract Report for 114219/0001 - September 2019

Name or company name	Mr J Brandon
Contract type name	GDS Contract
Purpose of contract	General
Contract start date	18/01/2013
Contract end date	

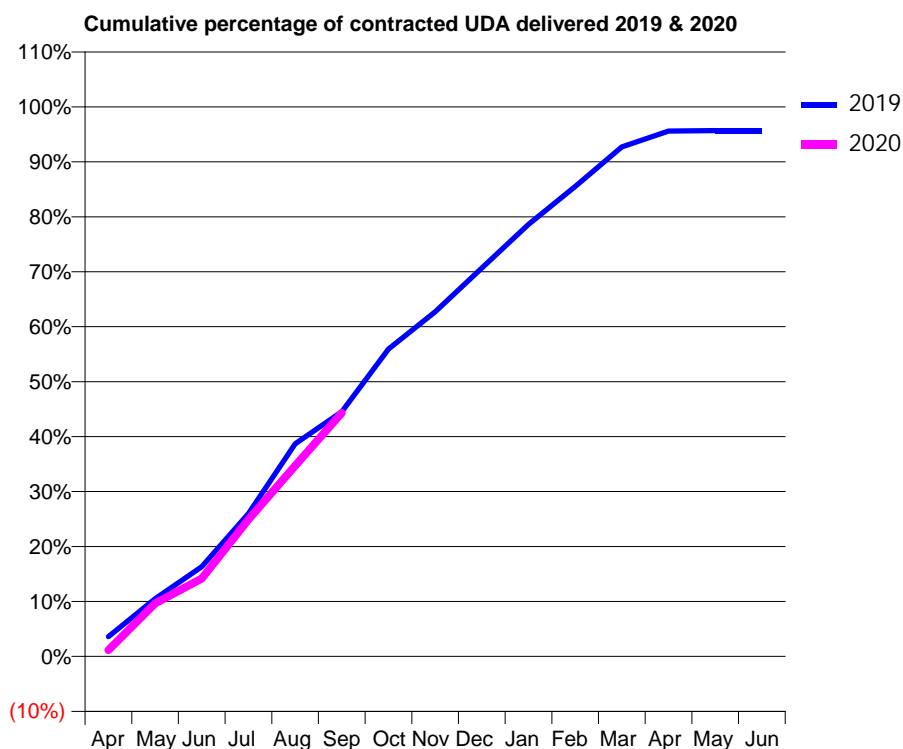
19/20 Contracted general activity (UDA)	1,220
Carry forward general activity (UDA)	53
19/20 Contracted orthodontic activity (UOA)	0
Carry forward orthodontic activity (UOA)	0
Baseline contract value	£29,525.57

ACCESS*

Patients seen in 24 months	Total	Change since previous quarter
Quarter ending September 2018	736	
Quarter ending December 2018	734	→
Quarter ending March 2019	745	→
Quarter ending June 2019	743	→
Quarter ending September 2019	759	↑
Variance since September 2018	3.1%	↑



ACTIVITY



Month	2019	2020
April	44	14
May	128	118
June	199	173
July	317	304
August	472	423
September	543	541
October	682	
November	765	
December	862	
January	959	
February	1,043	
March	1,131	
April	1,166	
May	1,167	
June	1,167	

QUALITY

	Quantity	Base Number	Contract	LHB	Wales
% of FP17s for the same patient ID Re-attending within 3 months - Children	19	503	3.8%	7.2%	10.7%
% of FP17s for the same patient ID Re-attending within 3 months - Adults	0	0	N/A	12.7%	15.4%
% of FP17s for the same patient ID Re-attending between 3 & 9 months - Children	286	503	56.9%	58.3%	60.1%
% of FP17s for the same patient ID Re-attending between 3 & 9 months - Adults	0	0	N/A	54.1%	56.7%
% of FP17s for Band 1 Urgent Courses	3	464	0.6%	7.6%	9.1%
% of FP17s Relating to Free Repair or Replacements	0	464	0.0%	0.7%	0.7%
% of FP17s Relating to Continuations	5	464	1.1%	0.7%	0.6%
% of Patients satisfied with the dentistry they have received	0	0	N/A	93.0%	93.0%
% of Patients satisfied with the time they had to wait for an appointment	0	0	N/A	85.3%	87.5%

* This is based on patients treated on this contract for their most recent course of treatment. Figures in italics indicate the base number of FP17s or Patient Questionnaire responses are less than 100. N/A is shown where the base number of responses is less than 10 during the period. % is calculated as Quantity/Base number*100

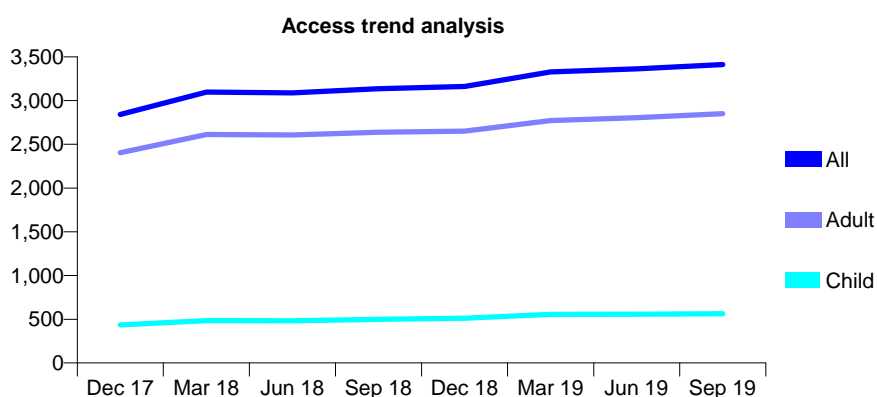
7A1 - Vital Signs At a Glance Contract Report for 123595/0001 - September 2019

Name or company name	Dr M Ramzan
Contract type name	GDS Contract
Purpose of contract	General
Contract start date	01/04/2008
Contract end date	

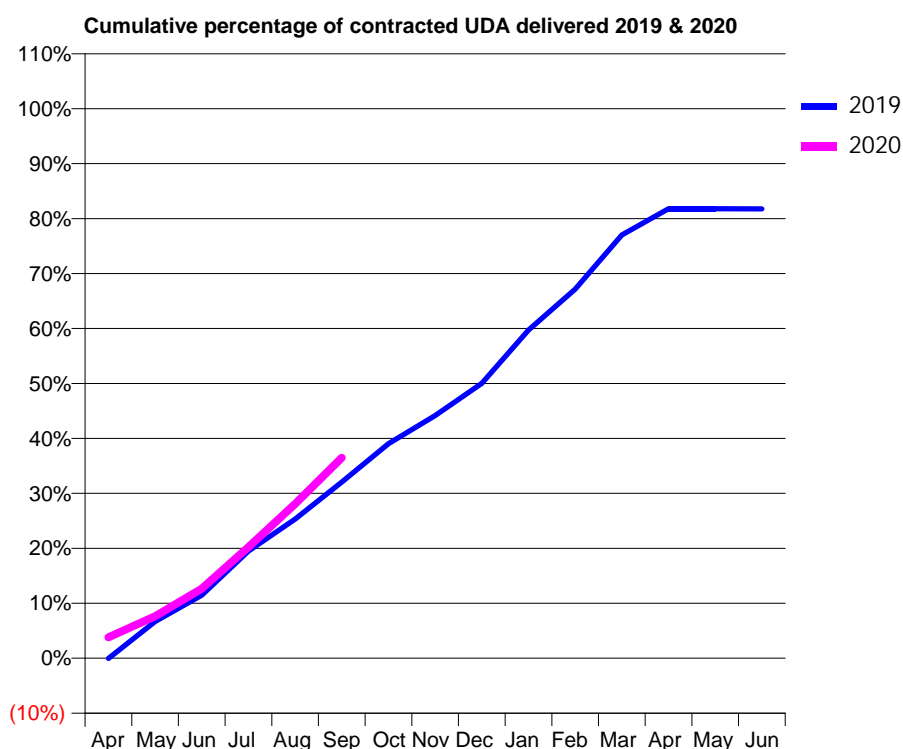
19/20 Contracted general activity (UDA)	9,500
Carry forward general activity (UDA)	0
19/20 Contracted orthodontic activity (UOA)	0
Carry forward orthodontic activity (UOA)	0
Baseline contract value	£289,342.29

ACCESS*

Patients seen in 24 months	Total	Change since previous quarter
Quarter ending September 2018	3,136	
Quarter ending December 2018	3,162	→
Quarter ending March 2019	3,328	↑
Quarter ending June 2019	3,363	→
Quarter ending September 2019	3,412	→
Variance since September 2018	8.8%	↑



ACTIVITY



Adjusted Scheduled Activity (UDA)		
Month	2019	2020
April	-6	362
May	636	728
June	1,089	1,201
July	1,852	1,922
August	2,406	2,668
September	3,044	3,466
October	3,709	
November	4,196	
December	4,754	
January	5,673	
February	6,380	
March	7,316	
April	7,769	
May	7,769	
June	7,767	

QUALITY

	Quantity	Base Number	Contract	LHB	Wales
% of FP17s for the same patient ID Re-attending within 3 months - Children	6	295	2.0%	7.2%	10.7%
% of FP17s for the same patient ID Re-attending within 3 months - Adults	46	1,522	3.0%	12.7%	15.4%
% of FP17s for the same patient ID Re-attending between 3 & 9 months - Children	119	295	40.3%	58.3%	60.1%
% of FP17s for the same patient ID Re-attending between 3 & 9 months - Adults	627	1,522	41.2%	54.1%	56.7%
% of FP17s for Band 1 Urgent Courses	57	1,659	3.4%	7.6%	9.1%
% of FP17s Relating to Free Repair or Replacements	0	1,659	0.0%	0.7%	0.7%
% of FP17s Relating to Continuations	0	1,659	0.0%	0.7%	0.6%
% of Patients satisfied with the dentistry they have received	28	31	90.3%	93.0%	93.0%
% of Patients satisfied with the time they had to wait for an appointment	25	31	80.6%	85.3%	87.5%

* This is based on patients treated on this contract for their most recent course of treatment.

Figures in italics indicate the base number of FP17s or Patient Questionnaire responses are less than 100. N/A is shown where the base number of responses is less than 10 during the period. % is calculated as Quantity/Base number*100

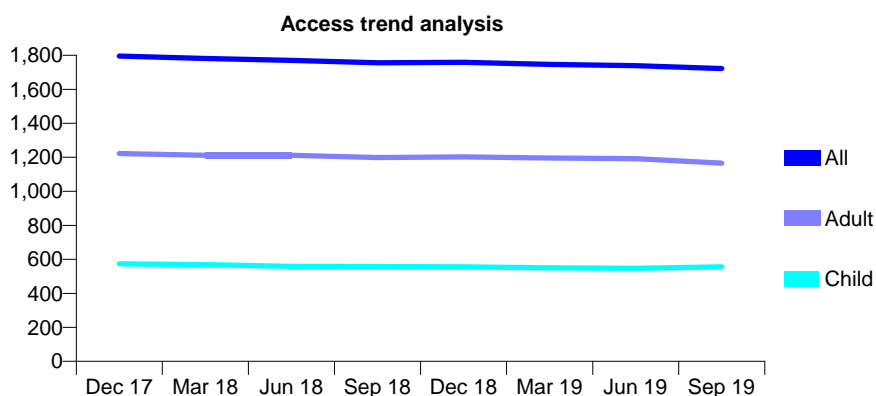
7A1 - Vital Signs At a Glance Contract Report for 127701/0001 - September 2019

Name or company name	Mr Iolo Jones & Associates
Contract type name	GDS Contract
Purpose of contract	General
Contract start date	01/01/2012
Contract end date	

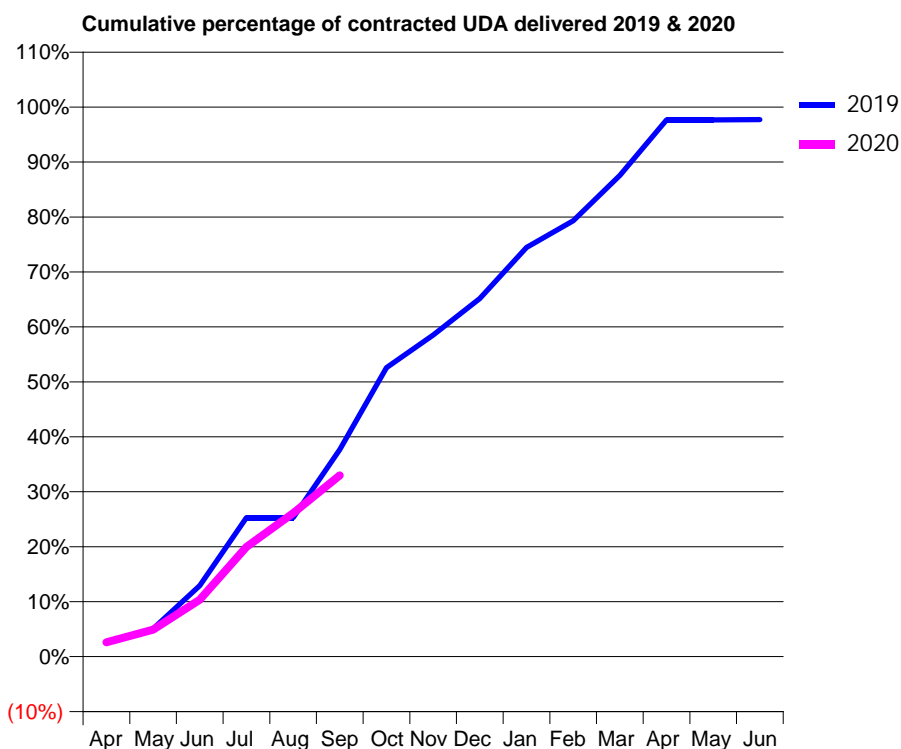
19/20 Contracted general activity (UDA)	5,250
Carry forward general activity (UDA)	105
19/20 Contracted orthodontic activity (UOA)	0
Carry forward orthodontic activity (UOA)	0
Baseline contract value	£129,944.83

ACCESS*

Patients seen in 24 months	Total	Change since previous quarter
Quarter ending September 2018	1,756	
Quarter ending December 2018	1,759	→
Quarter ending March 2019	1,746	→
Quarter ending June 2019	1,739	→
Quarter ending September 2019	1,722	→
Variance since September 2018	(1.9%)	↓



ACTIVITY



Month	Adjusted Scheduled Activity (UDA)	
	2019	2020
April	120	137
May	232	258
June	591	544
July	1,156	1,047
August	1,156	1,371
September	1,722	1,732
October	2,403	
November	2,675	
December	2,979	
January	3,403	
February	3,626	
March	4,001	
April	4,464	
May	4,464	
June	4,466	

QUALITY

	Quantity	Base Number	Contract	LHB	Wales
% of FP17s for the same patient ID Re-attending within 3 months - Children	30	484	6.2%	7.2%	10.7%
% of FP17s for the same patient ID Re-attending within 3 months - Adults	108	965	11.2%	12.7%	15.4%
% of FP17s for the same patient ID Re-attending between 3 & 9 months - Children	328	484	67.8%	58.3%	60.1%
% of FP17s for the same patient ID Re-attending between 3 & 9 months - Adults	648	965	67.2%	54.1%	56.7%
% of FP17s for Band 1 Urgent Courses	69	1,193	5.8%	7.6%	9.1%
% of FP17s Relating to Free Repair or Replacements	0	1,193	0.0%	0.7%	0.7%
% of FP17s Relating to Continuations	7	1,193	0.6%	0.7%	0.6%
% of Patients satisfied with the dentistry they have received	4	4	N/A	93.0%	93.0%
% of Patients satisfied with the time they had to wait for an appointment	4	4	N/A	85.3%	87.5%

* This is based on patients treated on this contract for their most recent course of treatment. Figures in italics indicate the base number of FP17s or Patient Questionnaire responses are less than 100. N/A is shown where the base number of responses is less than 10 during the period. % is calculated as Quantity/Base number*100

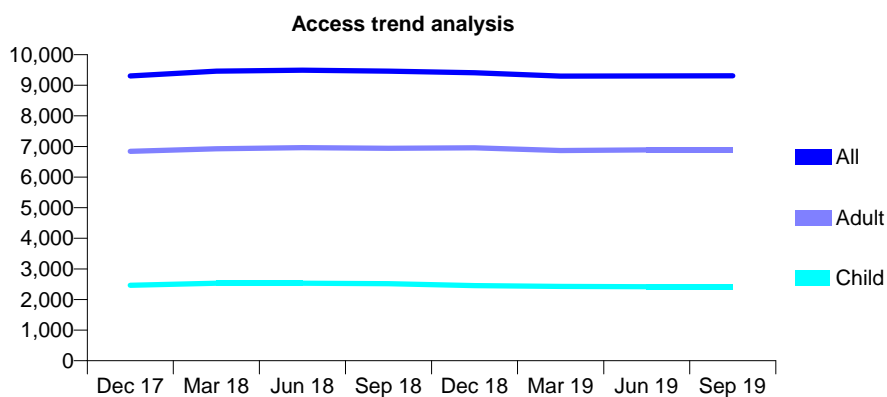
7A1 - Vital Signs At a Glance Contract Report for 130206/0002 - September 2019

Name or company name	Dant Y Coed Dental Practice Ltd
Contract type name	Pilot Contract
Purpose of contract	General
Contract start date	01/08/2013
Contract end date	

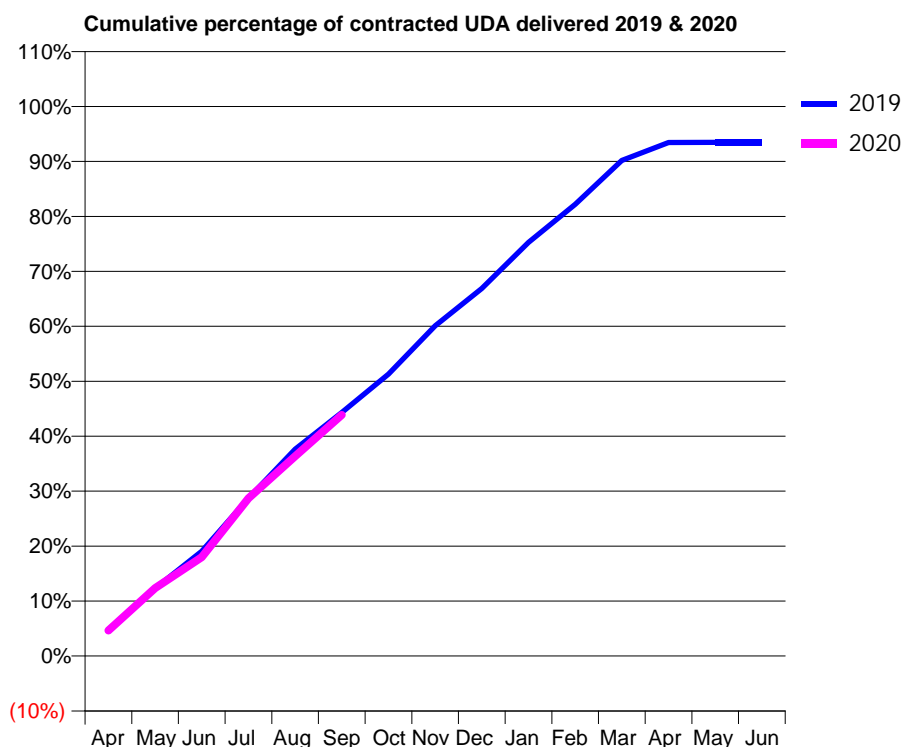
19/20 Contracted general activity (UDA)	28,635
Carry forward general activity (UDA)	0
19/20 Contracted orthodontic activity (UOA)	0
Carry forward orthodontic activity (UOA)	0
Baseline contract value	£686,323.15

ACCESS*

Patients seen in 24 months	Total	Change since previous quarter
Quarter ending September 2018	9,463	
Quarter ending December 2018	9,411	→
Quarter ending March 2019	9,300	↓
Quarter ending June 2019	9,307	→
Quarter ending September 2019	9,310	→
Variance since September 2018	(1.6%)	↓



ACTIVITY



Month	Adjusted Scheduled Activity (UDA)	
	2019	2020
April	1,449	1,330
May	3,717	3,541
June	5,745	5,151
July	8,661	8,214
August	11,348	10,415
September	13,354	12,560
October	15,466	
November	18,107	
December	20,158	
January	22,680	
February	24,771	
March	27,173	
April	28,156	
May	28,166	
June	28,163	

QUALITY

	Quantity	Base Number	Contract	LHB	Wales
% of FP17s for the same patient ID Re-attending within 3 months - Children	162	2,058	7.9%	7.2%	10.7%
% of FP17s for the same patient ID Re-attending within 3 months - Adults	913	5,350	17.1%	12.7%	15.4%
% of FP17s for the same patient ID Re-attending between 3 & 9 months - Children	1,400	2,058	68.0%	58.3%	60.1%
% of FP17s for the same patient ID Re-attending between 3 & 9 months - Adults	3,234	5,350	60.4%	54.1%	56.7%
% of FP17s for Band 1 Urgent Courses	432	6,912	6.3%	7.6%	9.1%
% of FP17s Relating to Free Repair or Replacements	88	6,912	1.3%	0.7%	0.7%
% of FP17s Relating to Continuations	6	6,912	0.1%	0.7%	0.6%
% of Patients satisfied with the dentistry they have received	10	10	100.0%	93.0%	93.0%
% of Patients satisfied with the time they had to wait for an appointment	10	10	100.0%	85.3%	87.5%

* This is based on patients treated on this contract for their most recent course of treatment. Figures in italics indicate the base number of FP17s or Patient Questionnaire responses are less than 100. N/A is shown where the base number of responses is less than 10 during the period. % is calculated as Quantity/Base number*100

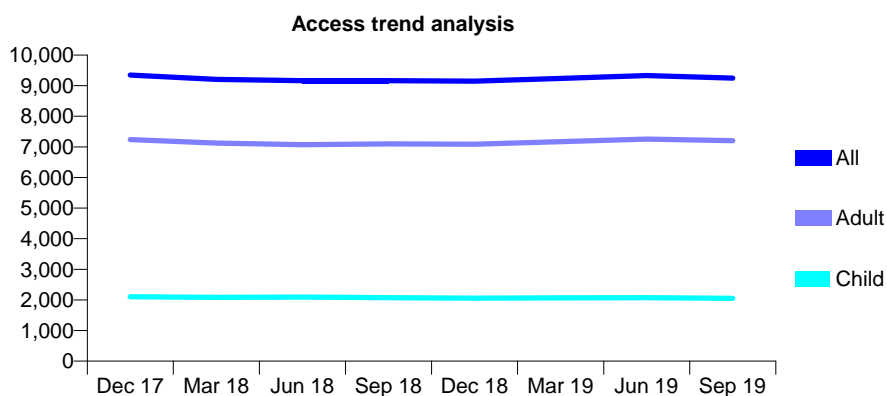
7A1 - Vital Signs At a Glance Contract Report for 133825/0001 - September 2019

Name or company name	Queensferry Dental Surgery Limited
Contract type name	GDS Contract
Purpose of contract	General
Contract start date	01/10/2007
Contract end date	

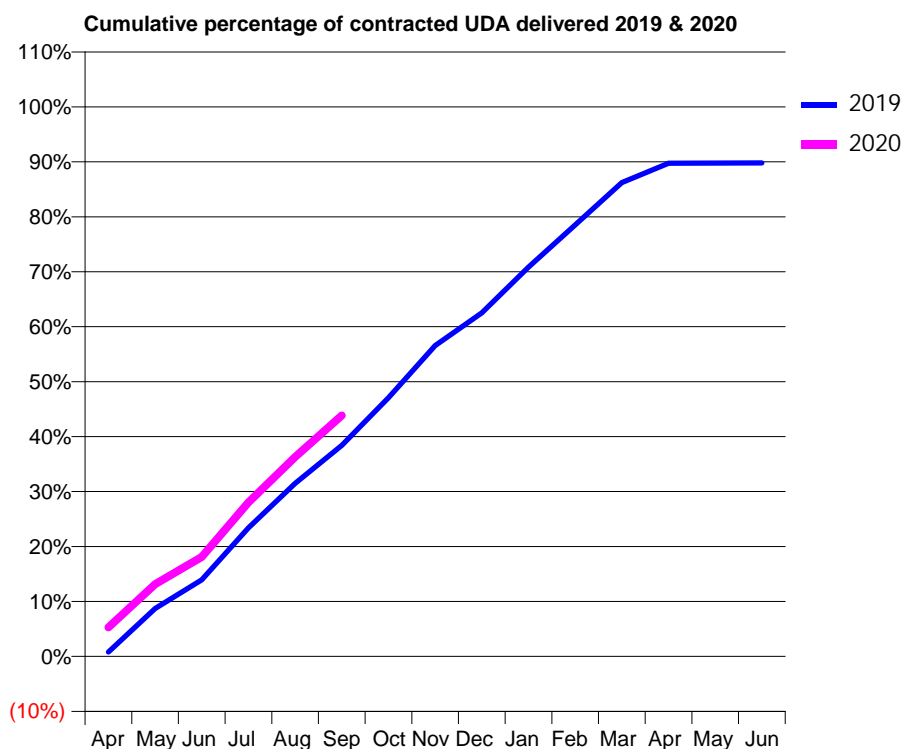
19/20 Contracted general activity (UDA)	28,766
Carry forward general activity (UDA)	0
19/20 Contracted orthodontic activity (UOA)	0
Carry forward orthodontic activity (UOA)	0
Baseline contract value	£989,253.50

ACCESS*

Patients seen in 24 months	Total	Change since previous quarter
Quarter ending September 2018	9,166	
Quarter ending December 2018	9,146	→
Quarter ending March 2019	9,234	→
Quarter ending June 2019	9,331	→
Quarter ending September 2019	9,248	→
Variance since September 2018	0.9%	→



ACTIVITY



Month	Adjusted Scheduled Activity (UDA)	
	2019	2020
April	231	1,522
May	2,509	3,784
June	4,010	5,211
July	6,734	8,064
August	9,057	10,445
September	11,048	12,609
October	13,543	
November	16,275	
December	17,979	
January	20,380	
February	22,584	
March	24,798	
April	25,821	
May	25,824	
June	25,835	

QUALITY

	Quantity	Base Number	Contract	LHB	Wales
% of FP17s for the same patient ID Re-attending within 3 months - Children	75	1,317	5.7%	7.2%	10.7%
% of FP17s for the same patient ID Re-attending within 3 months - Adults	668	4,926	13.6%	12.7%	15.4%
% of FP17s for the same patient ID Re-attending between 3 & 9 months - Children	651	1,317	49.4%	58.3%	60.1%
% of FP17s for the same patient ID Re-attending between 3 & 9 months - Adults	2,574	4,926	52.3%	54.1%	56.7%
% of FP17s for Band 1 Urgent Courses	576	5,792	9.9%	7.6%	9.1%
% of FP17s Relating to Free Repair or Replacements	25	5,792	0.4%	0.7%	0.7%
% of FP17s Relating to Continuations	49	5,792	0.8%	0.7%	0.6%
% of Patients satisfied with the dentistry they have received	10	11	90.9%	93.0%	93.0%
% of Patients satisfied with the time they had to wait for an appointment	10	11	90.9%	85.3%	87.5%

* This is based on patients treated on this contract for their most recent course of treatment. Figures in italics indicate the base number of FP17s or Patient Questionnaire responses are less than 100. N/A is shown where the base number of responses is less than 10 during the period. % is calculated as Quantity/Base number*100

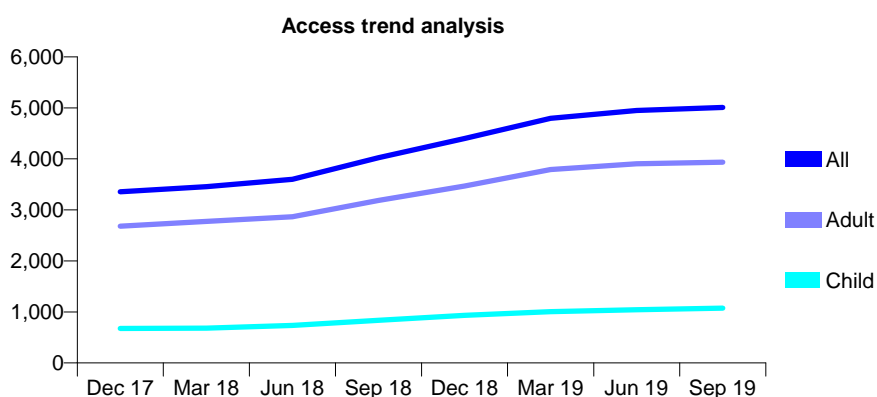
7A1 - Vital Signs At a Glance Contract Report for 134147/0002 - September 2019

Name or company name	L Bester
Contract type name	Pilot Contract
Purpose of contract	General
Contract start date	01/12/2009
Contract end date	

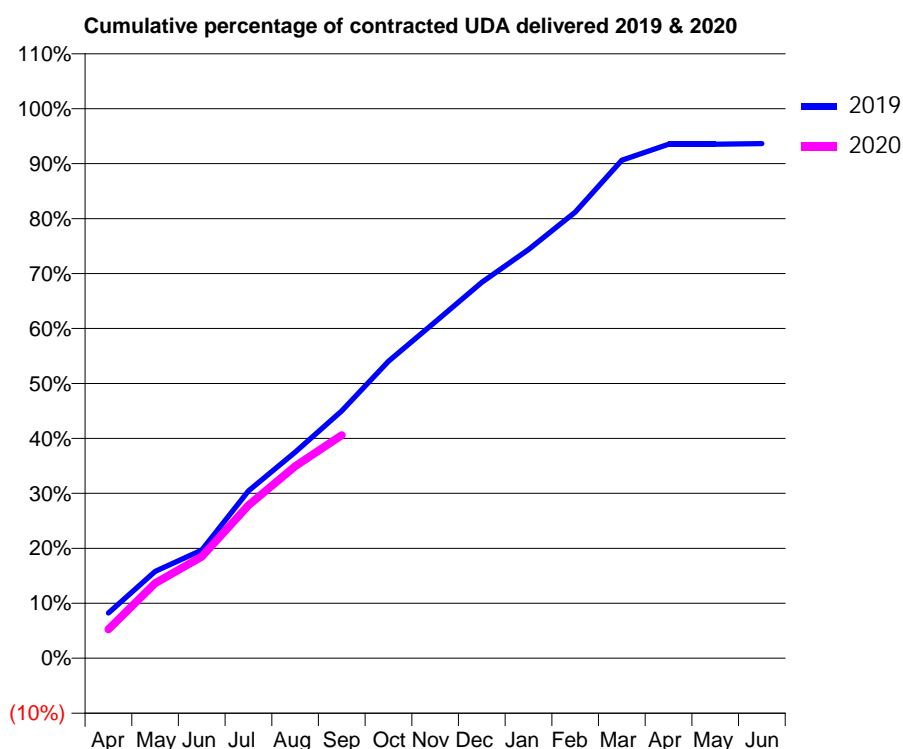
19/20 Contracted general activity (UDA)	14,964
Carry forward general activity (UDA)	0
19/20 Contracted orthodontic activity (UOA)	0
Carry forward orthodontic activity (UOA)	0
Baseline contract value	£378,576.57

ACCESS*

Patients seen in 24 months	Total	Change since previous quarter
Quarter ending September 2018	4,021	
Quarter ending December 2018	4,398	↑
Quarter ending March 2019	4,796	↑
Quarter ending June 2019	4,947	↑
Quarter ending September 2019	5,009	→
Variance since September 2018	24.6%	↑



ACTIVITY



Month	2019	2020
April	1,414	785
May	2,717	2,042
June	3,378	2,767
July	5,227	4,163
August	6,442	5,227
September	7,729	6,075
October	9,276	
November	10,506	
December	11,745	
January	12,771	
February	13,941	
March	15,559	
April	16,057	
May	16,063	
June	16,078	

QUALITY

	Quantity	Base Number	Contract	LHB	Wales
% of FP17s for the same patient ID Re-attending within 3 months - Children	29	620	4.7%	7.2%	10.7%
% of FP17s for the same patient ID Re-attending within 3 months - Adults	287	2,397	12.0%	12.7%	15.4%
% of FP17s for the same patient ID Re-attending between 3 & 9 months - Children	245	620	39.5%	58.3%	60.1%
% of FP17s for the same patient ID Re-attending between 3 & 9 months - Adults	917	2,397	38.3%	54.1%	56.7%
% of FP17s for Band 1 Urgent Courses	205	2,784	7.4%	7.6%	9.1%
% of FP17s Relating to Free Repair or Replacements	7	2,784	0.3%	0.7%	0.7%
% of FP17s Relating to Continuations	54	2,784	1.9%	0.7%	0.6%
% of Patients satisfied with the dentistry they have received	5	5	N/A	93.0%	93.0%
% of Patients satisfied with the time they had to wait for an appointment	5	5	N/A	85.3%	87.5%

* This is based on patients treated on this contract for their most recent course of treatment. Figures in italics indicate the base number of FP17s or Patient Questionnaire responses are less than 100. N/A is shown where the base number of responses is less than 10 during the period. % is calculated as Quantity/Base number*100

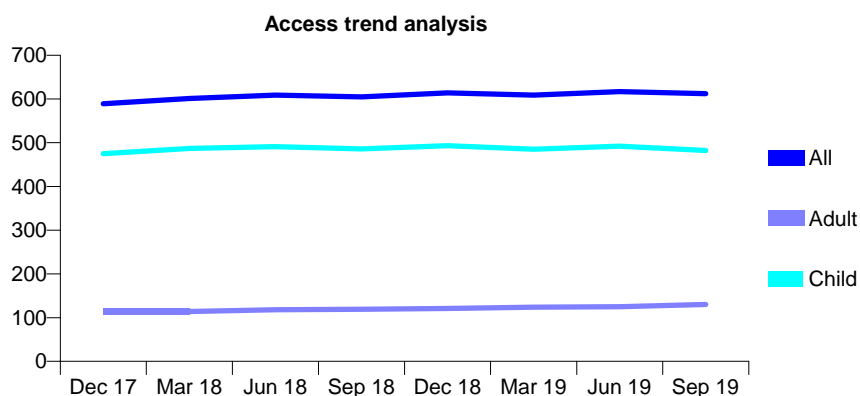
7A1 - Vital Signs At a Glance Contract Report for 137413/0001 - September 2019

Name or company name	Mr B R Dean
Contract type name	GDS Contract
Purpose of contract	General
Contract start date	27/05/2014
Contract end date	

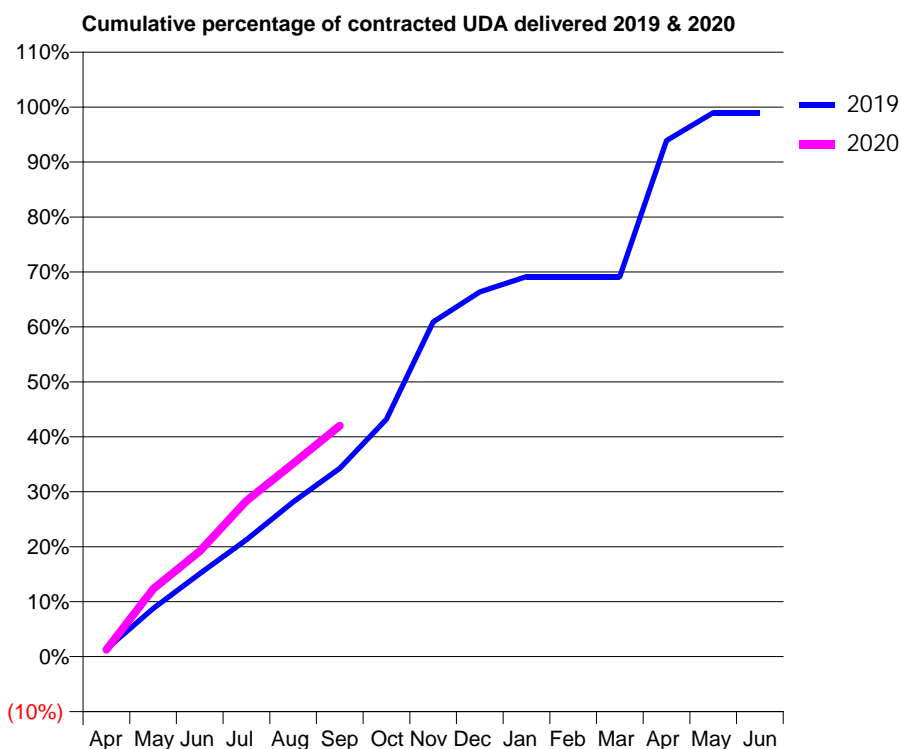
19/20 Contracted general activity (UDA)	1,404
Carry forward general activity (UDA)	14
19/20 Contracted orthodontic activity (UOA)	0
Carry forward orthodontic activity (UOA)	0
Baseline contract value	£34,769.07

ACCESS*

Patients seen in 24 months	Total	Change since previous quarter
Quarter ending September 2018	605	
Quarter ending December 2018	614	→
Quarter ending March 2019	609	→
Quarter ending June 2019	617	→
Quarter ending September 2019	612	→
Variance since September 2018	1.2%	→



ACTIVITY



Month	Adjusted Scheduled Activity (UDA)	
	2019	2020
April	20	18
May	123	173
June	212	269
July	299	398
August	395	494
September	481	590
October	607	
November	855	
December	932	
January	971	
February	971	
March	971	
April	1,318	
May	1,390	
June	1,390	

QUALITY

	Quantity	Base Number	Contract	LHB	Wales
% of FP17s for the same patient ID Re-attending within 3 months - Children	50	597	8.4%	7.2%	10.7%
% of FP17s for the same patient ID Re-attending within 3 months - Adults	6	76	7.9%	12.7%	15.4%
% of FP17s for the same patient ID Re-attending between 3 & 9 months - Children	391	597	65.5%	58.3%	60.1%
% of FP17s for the same patient ID Re-attending between 3 & 9 months - Adults	43	76	56.6%	54.1%	56.7%
% of FP17s for Band 1 Urgent Courses	14	414	3.4%	7.6%	9.1%
% of FP17s Relating to Free Repair or Replacements	1	414	0.2%	0.7%	0.7%
% of FP17s Relating to Continuations	3	414	0.7%	0.7%	0.6%
% of Patients satisfied with the dentistry they have received	1	1	N/A	93.0%	93.0%
% of Patients satisfied with the time they had to wait for an appointment	1	1	N/A	85.3%	87.5%

* This is based on patients treated on this contract for their most recent course of treatment. Figures in italics indicate the base number of FP17s or Patient Questionnaire responses are less than 100. N/A is shown where the base number of responses is less than 10 during the period. % is calculated as Quantity/Base number*100

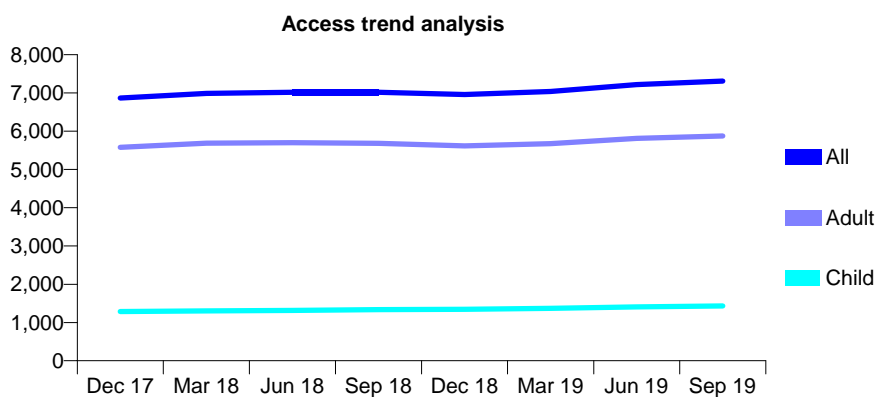
7A1 - Vital Signs At a Glance Contract Report for 140481/0001 - September 2019

Name or company name	The Hollies Dental Practice Partnership
Contract type name	GDS Contract
Purpose of contract	General
Contract start date	01/04/2011
Contract end date	

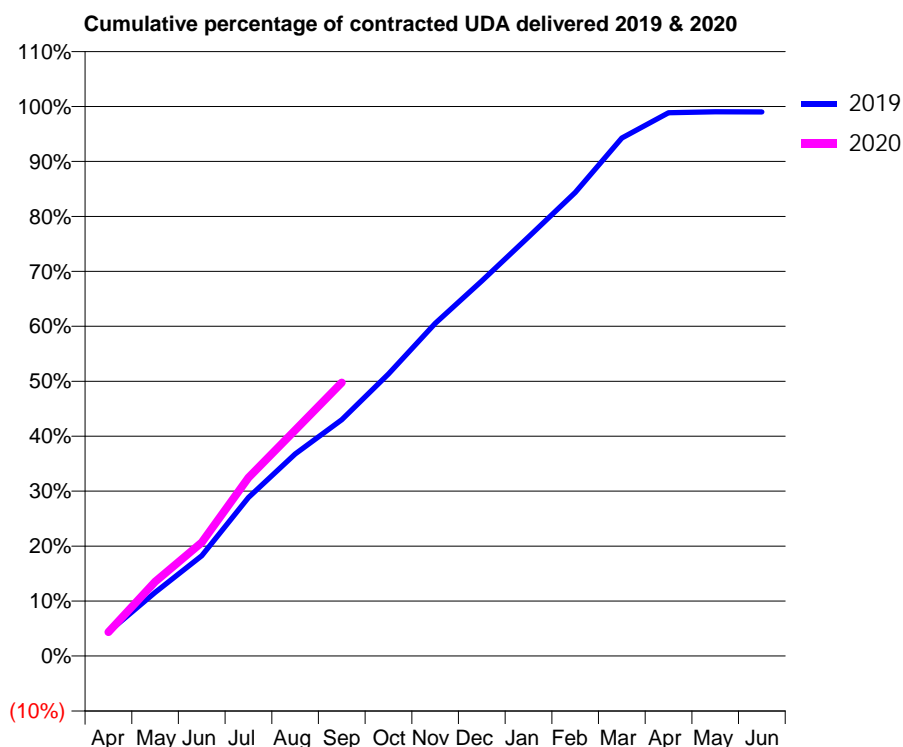
19/20 Contracted general activity (UDA)	21,936
Carry forward general activity (UDA)	218
19/20 Contracted orthodontic activity (UOA)	0
Carry forward orthodontic activity (UOA)	0
Baseline contract value	£620,693.72

ACCESS*

Patients seen in 24 months	Total	Change since previous quarter
Quarter ending September 2018	7,020	
Quarter ending December 2018	6,960	→
Quarter ending March 2019	7,041	→
Quarter ending June 2019	7,219	↑
Quarter ending September 2019	7,308	→
Variance since September 2018	4.1%	↑



ACTIVITY



Month	Adjusted Scheduled Activity (UDA)	
	2019	2020
April	962	958
May	2,544	2,966
June	4,003	4,533
July	6,326	7,120
August	8,070	9,013
September	9,436	10,916
October	11,263	
November	13,279	
December	14,969	
January	16,726	
February	18,500	
March	20,677	
April	21,685	
May	21,721	
June	21,718	

QUALITY

	Quantity	Base Number	Contract	LHB	Wales
% of FP17s for the same patient ID Re-attending within 3 months - Children	84	1,234	6.8%	7.2%	10.7%
% of FP17s for the same patient ID Re-attending within 3 months - Adults	546	4,727	11.6%	12.7%	15.4%
% of FP17s for the same patient ID Re-attending between 3 & 9 months - Children	728	1,234	59.0%	58.3%	60.1%
% of FP17s for the same patient ID Re-attending between 3 & 9 months - Adults	2,870	4,727	60.7%	54.1%	56.7%
% of FP17s for Band 1 Urgent Courses	240	5,497	4.4%	7.6%	9.1%
% of FP17s Relating to Free Repair or Replacements	34	5,497	0.6%	0.7%	0.7%
% of FP17s Relating to Continuations	12	5,497	0.2%	0.7%	0.6%
% of Patients satisfied with the dentistry they have received	10	11	90.9%	93.0%	93.0%
% of Patients satisfied with the time they had to wait for an appointment	10	11	90.9%	85.3%	87.5%

* This is based on patients treated on this contract for their most recent course of treatment. Figures in italics indicate the base number of FP17s or Patient Questionnaire responses are less than 100. N/A is shown where the base number of responses is less than 10 during the period. % is calculated as Quantity/Base number*100

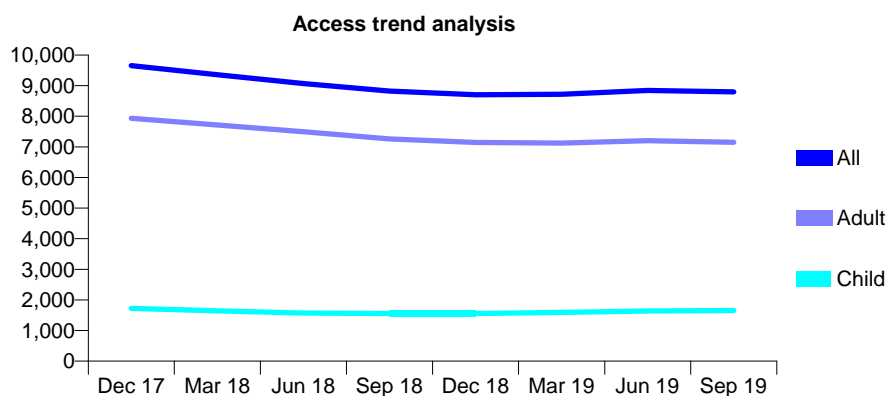
7A1 - Vital Signs At a Glance Contract Report for 141186/0001 - September 2019

Name or company name	Mostyn House Dental Practice Partnership
Contract type name	GDS Contract
Purpose of contract	General
Contract start date	01/08/2009
Contract end date	

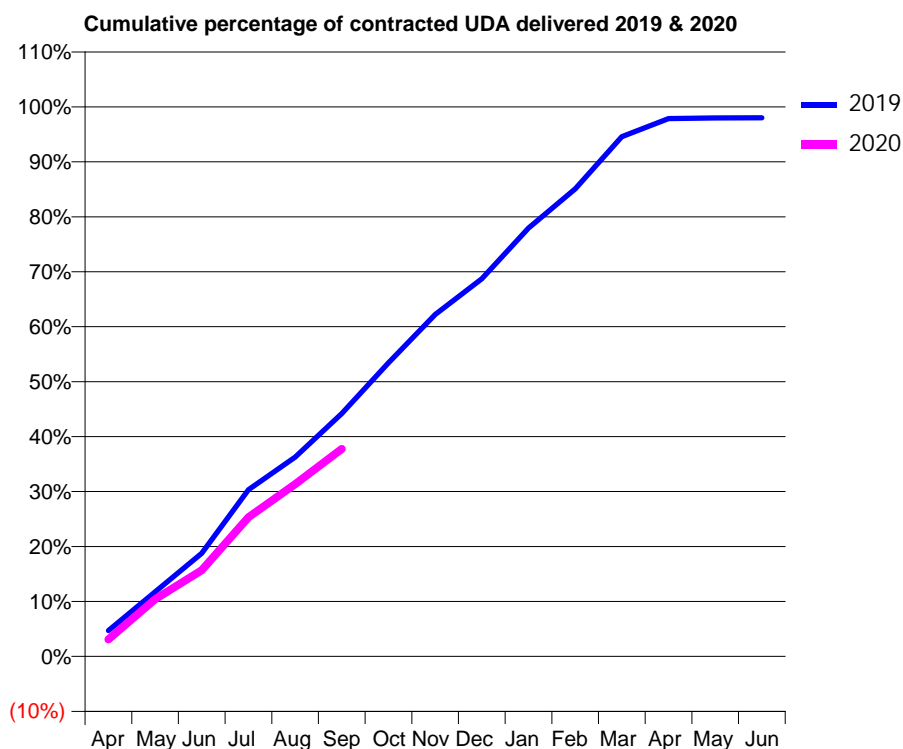
19/20 Contracted general activity (UDA)	30,500
Carry forward general activity (UDA)	517
19/20 Contracted orthodontic activity (UOA)	0
Carry forward orthodontic activity (UOA)	0
Baseline contract value	£808,975.90

ACCESS*

Patients seen in 24 months	Total	Change since previous quarter
Quarter ending September 2018	8,820	
Quarter ending December 2018	8,702	↓
Quarter ending March 2019	8,716	→
Quarter ending June 2019	8,844	→
Quarter ending September 2019	8,801	→
Variance since September 2018	(0.2%)	→



ACTIVITY



Month	Adjusted Scheduled Activity (UDA)	
	2019	2020
April	1,220	952
May	3,044	3,175
June	4,863	4,784
July	7,858	7,723
August	9,399	9,568
September	11,450	11,519
October	13,838	
November	16,117	
December	17,802	
January	20,196	
February	22,039	
March	24,506	
April	25,349	
May	25,381	
June	25,390	

QUALITY

	Quantity	Base Number	Contract	LHB	Wales
% of FP17s for the same patient ID Re-attending within 3 months - Children	65	1,183	5.5%	7.2%	10.7%
% of FP17s for the same patient ID Re-attending within 3 months - Adults	545	5,045	10.8%	12.7%	15.4%
% of FP17s for the same patient ID Re-attending between 3 & 9 months - Children	552	1,183	46.7%	58.3%	60.1%
% of FP17s for the same patient ID Re-attending between 3 & 9 months - Adults	2,667	5,045	52.9%	54.1%	56.7%
% of FP17s for Band 1 Urgent Courses	455	5,884	7.7%	7.6%	9.1%
% of FP17s Relating to Free Repair or Replacements	10	5,884	0.2%	0.7%	0.7%
% of FP17s Relating to Continuations	32	5,884	0.5%	0.7%	0.6%
% of Patients satisfied with the dentistry they have received	32	37	86.5%	93.0%	93.0%
% of Patients satisfied with the time they had to wait for an appointment	27	37	73.0%	85.3%	87.5%

* This is based on patients treated on this contract for their most recent course of treatment. Figures in italics indicate the base number of FP17s or Patient Questionnaire responses are less than 100. N/A is shown where the base number of responses is less than 10 during the period. % is calculated as Quantity/Base number*100

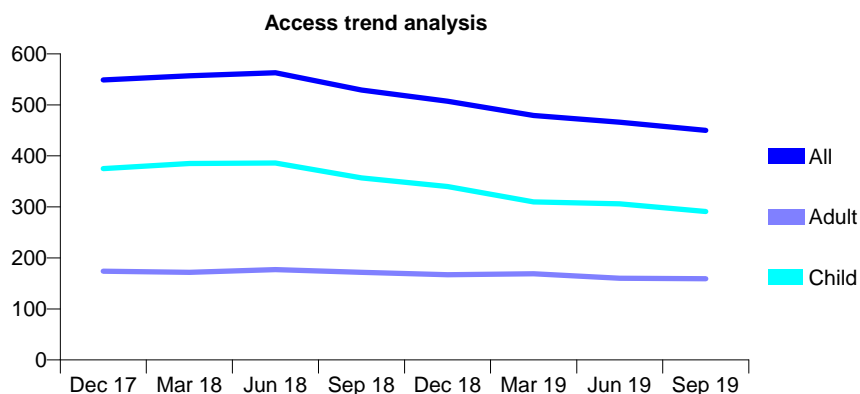
7A1 - Vital Signs At a Glance Contract Report for 145688/0001 - September 2019

Name or company name	Mr R Bennett
Contract type name	GDS Contract
Purpose of contract	General
Contract start date	01/03/2011
Contract end date	

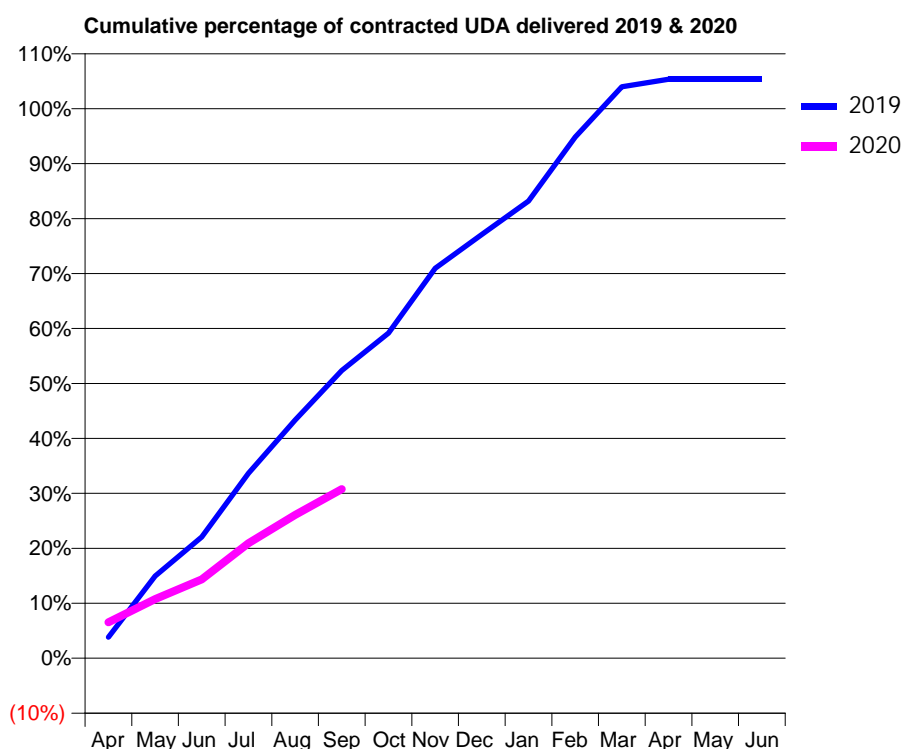
19/20 Contracted general activity (UDA)	1,590
Carry forward general activity (UDA)	-55
19/20 Contracted orthodontic activity (UOA)	0
Carry forward orthodontic activity (UOA)	0
Baseline contract value	£39,812.64

ACCESS*

Patients seen in 24 months	Total	Change since previous quarter
Quarter ending September 2018	529	
Quarter ending December 2018	507	↓
Quarter ending March 2019	479	↓
Quarter ending June 2019	466	↓
Quarter ending September 2019	450	↓
Variance since September 2018	(14.9%)	↓



ACTIVITY



Month	Adjusted Scheduled Activity (UDA)	
	2019	2020
April	42	104
May	165	171
June	243	228
July	370	333
August	477	414
September	576	490
October	651	
November	781	
December	848	
January	915	
February	1,043	
March	1,144	
April	1,159	
May	1,159	
June	1,159	

QUALITY

	Quantity	Base Number	Contract	LHB	Wales
% of FP17s for the same patient ID Re-attending within 3 months - Children	10	214	4.7%	7.2%	10.7%
% of FP17s for the same patient ID Re-attending within 3 months - Adults	28	93	30.1%	12.7%	15.4%
% of FP17s for the same patient ID Re-attending between 3 & 9 months - Children	125	214	58.4%	58.3%	60.1%
% of FP17s for the same patient ID Re-attending between 3 & 9 months - Adults	46	93	49.5%	54.1%	56.7%
% of FP17s for Band 1 Urgent Courses	18	300	6.0%	7.6%	9.1%
% of FP17s Relating to Free Repair or Replacements	0	300	0.0%	0.7%	0.7%
% of FP17s Relating to Continuations	0	300	0.0%	0.7%	0.6%
% of Patients satisfied with the dentistry they have received	1	1	N/A	93.0%	93.0%
% of Patients satisfied with the time they had to wait for an appointment	1	1	N/A	85.3%	87.5%

* This is based on patients treated on this contract for their most recent course of treatment. Figures in italics indicate the base number of FP17s or Patient Questionnaire responses are less than 100. N/A is shown where the base number of responses is less than 10 during the period. % is calculated as Quantity/Base number*100

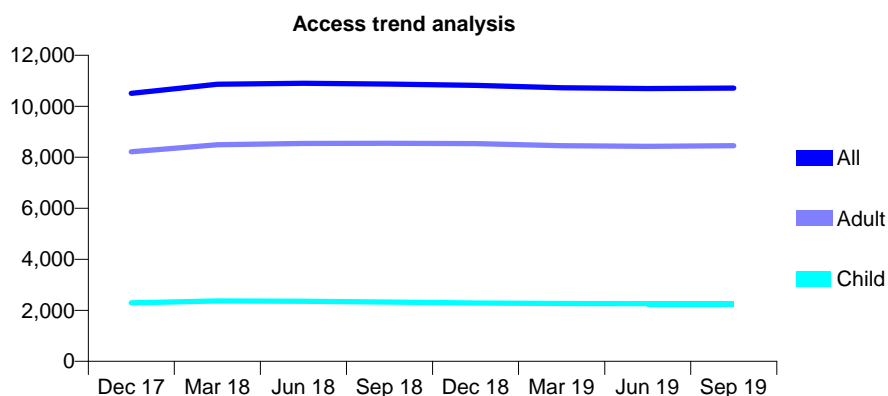
7A1 - Vital Signs At a Glance Contract Report for 151912/0001 - September 2019

Name or company name	IJW & GA DOUGLAS LIMITED
Contract type name	GDS Contract
Purpose of contract	General
Contract start date	01/05/2011
Contract end date	

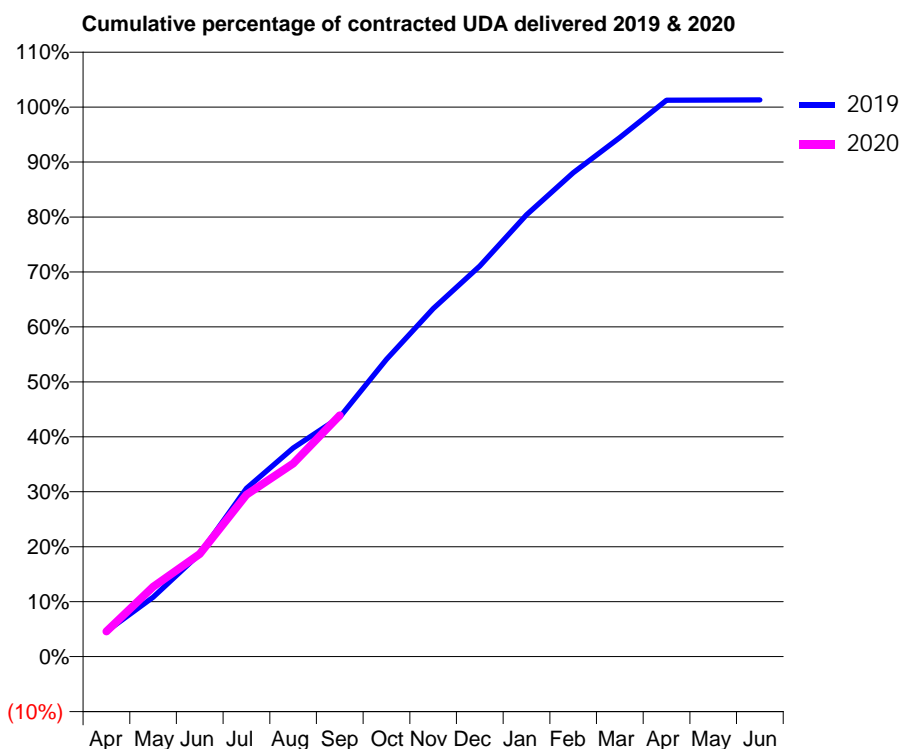
19/20 Contracted general activity (UDA)	31,372
Carry forward general activity (UDA)	-406
19/20 Contracted orthodontic activity (UOA)	0
Carry forward orthodontic activity (UOA)	0
Baseline contract value	£823,023.37

ACCESS*

Patients seen in 24 months	Total	Change since previous quarter
Quarter ending September 2018	10,872	
Quarter ending December 2018	10,822	→
Quarter ending March 2019	10,728	→
Quarter ending June 2019	10,694	→
Quarter ending September 2019	10,717	→
Variance since September 2018	(1.4%)	↓



ACTIVITY



Month	Adjusted Scheduled Activity (UDA)	
	2019	2020
April	1,441	1,444
May	3,393	3,995
June	5,877	5,859
July	9,615	9,241
August	11,909	11,019
September	13,673	13,777
October	16,970	
November	19,869	
December	22,296	
January	25,222	
February	27,626	
March	29,633	
April	31,765	
May	31,776	
June	31,778	

QUALITY

	Quantity	Base Number	Contract	LHB	Wales
% of FP17s for the same patient ID Re-attending within 3 months - Children	124	1,641	7.6%	7.2%	10.7%
% of FP17s for the same patient ID Re-attending within 3 months - Adults	760	5,886	12.9%	12.7%	15.4%
% of FP17s for the same patient ID Re-attending between 3 & 9 months - Children	866	1,641	52.8%	58.3%	60.1%
% of FP17s for the same patient ID Re-attending between 3 & 9 months - Adults	3,019	5,886	51.3%	54.1%	56.7%
% of FP17s for Band 1 Urgent Courses	398	6,523	6.1%	7.6%	9.1%
% of FP17s Relating to Free Repair or Replacements	50	6,523	0.8%	0.7%	0.7%
% of FP17s Relating to Continuations	39	6,523	0.6%	0.7%	0.6%
% of Patients satisfied with the dentistry they have received	18	19	94.7%	93.0%	93.0%
% of Patients satisfied with the time they had to wait for an appointment	18	19	94.7%	85.3%	87.5%

* This is based on patients treated on this contract for their most recent course of treatment. Figures in italics indicate the base number of FP17s or Patient Questionnaire responses are less than 100. N/A is shown where the base number of responses is less than 10 during the period. % is calculated as Quantity/Base number*100

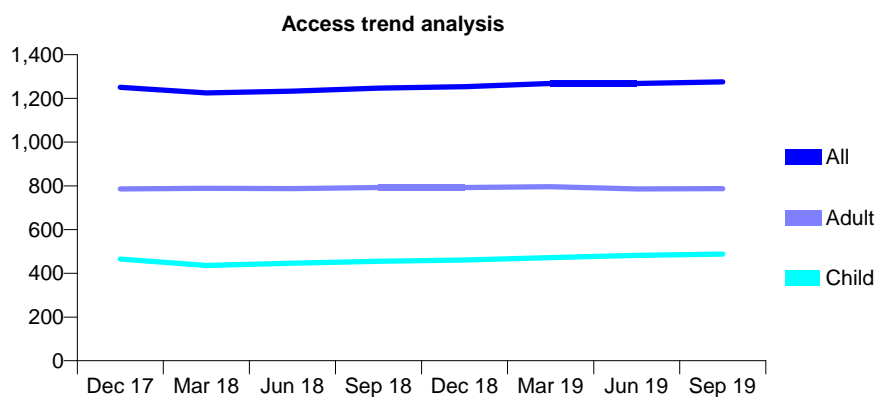
7A1 - Vital Signs At a Glance Contract Report for 154423/0001 - September 2019

Name or company name	Rhos Road Dental Practice Partnership
Contract type name	GDS Contract
Purpose of contract	General
Contract start date	01/12/2012
Contract end date	

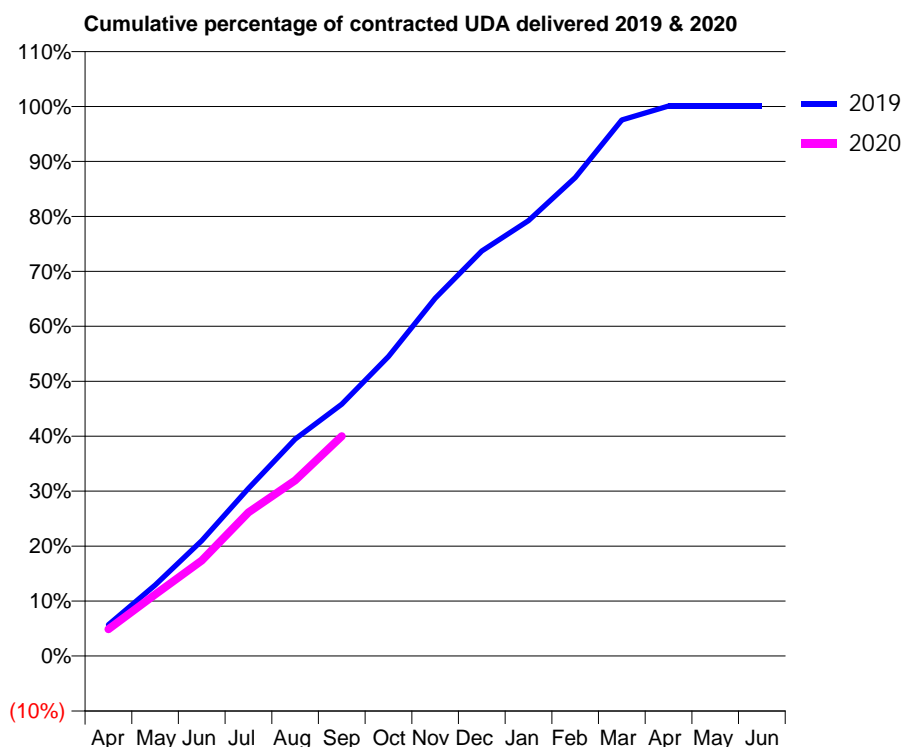
19/20 Contracted general activity (UDA)	3,836
Carry forward general activity (UDA)	-3
19/20 Contracted orthodontic activity (UOA)	0
Carry forward orthodontic activity (UOA)	0
Baseline contract value	£99,154.15

ACCESS*

Patients seen in 24 months	Total	Change since previous quarter
Quarter ending September 2018	1,247	
Quarter ending December 2018	1,254	→
Quarter ending March 2019	1,268	→
Quarter ending June 2019	1,268	→
Quarter ending September 2019	1,275	→
Variance since September 2018	2.2%	↑



ACTIVITY



Month	Adjusted Scheduled Activity (UDA)	
	2019	2020
April	218	187
May	496	430
June	804	666
July	1,170	1,003
August	1,514	1,226
September	1,758	1,534
October	2,092	
November	2,497	
December	2,827	
January	3,039	
February	3,339	
March	3,742	
April	3,839	
May	3,839	
June	3,839	

QUALITY

	Quantity	Base Number	Contract	LHB	Wales
% of FP17s for the same patient ID Re-attending within 3 months - Children	18	391	4.6%	7.2%	10.7%
% of FP17s for the same patient ID Re-attending within 3 months - Adults	50	634	7.9%	12.7%	15.4%
% of FP17s for the same patient ID Re-attending between 3 & 9 months - Children	277	391	70.8%	58.3%	60.1%
% of FP17s for the same patient ID Re-attending between 3 & 9 months - Adults	482	634	76.0%	54.1%	56.7%
% of FP17s for Band 1 Urgent Courses	51	986	5.2%	7.6%	9.1%
% of FP17s Relating to Free Repair or Replacements	2	986	0.2%	0.7%	0.7%
% of FP17s Relating to Continuations	3	986	0.3%	0.7%	0.6%
% of Patients satisfied with the dentistry they have received	5	6	N/A	93.0%	93.0%
% of Patients satisfied with the time they had to wait for an appointment	4	6	N/A	85.3%	87.5%

* This is based on patients treated on this contract for their most recent course of treatment. Figures in italics indicate the base number of FP17s or Patient Questionnaire responses are less than 100. N/A is shown where the base number of responses is less than 10 during the period. % is calculated as Quantity/Base number*100

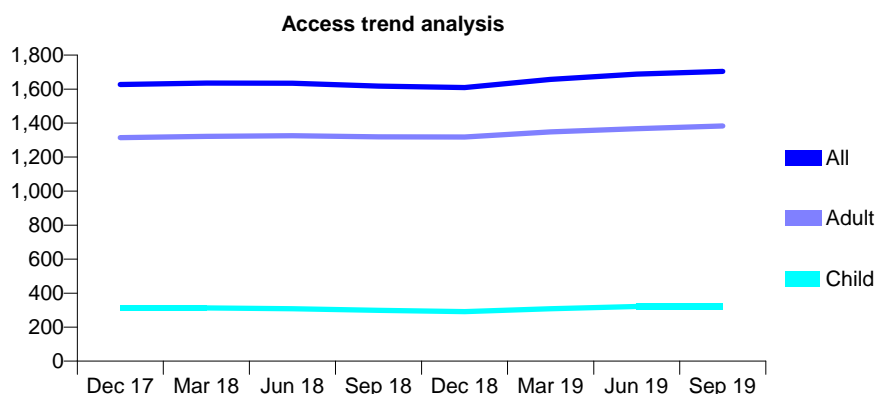
7A1 - Vital Signs At a Glance Contract Report for 154733/0001 - September 2019

Name or company name	ALS (Dental Surgeon) Ltd
Contract type name	GDS Contract
Purpose of contract	General
Contract start date	01/01/2015
Contract end date	

19/20 Contracted general activity (UDA)	5,817
Carry forward general activity (UDA)	0
19/20 Contracted orthodontic activity (UOA)	0
Carry forward orthodontic activity (UOA)	0
Baseline contract value	£148,164.28

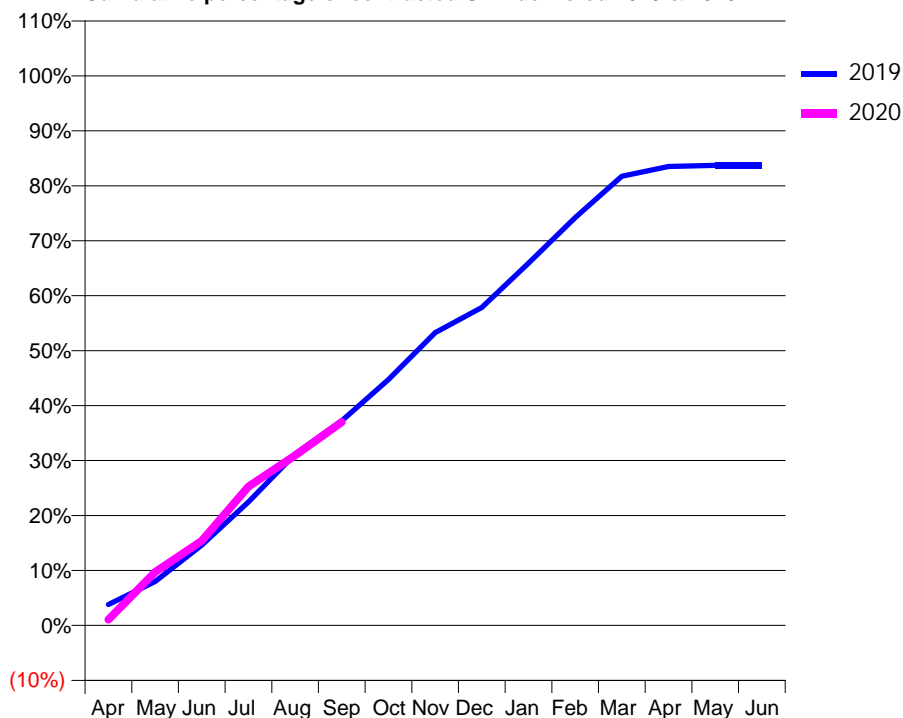
ACCESS*

Patients seen in 24 months	Total	Change since previous quarter
Quarter ending September 2018	1,618	
Quarter ending December 2018	1,609	→
Quarter ending March 2019	1,657	↑
Quarter ending June 2019	1,688	→
Quarter ending September 2019	1,704	→
Variance since September 2018	5.3%	↑



ACTIVITY

Cumulative percentage of contracted UDA delivered 2019 & 2020



Adjusted Scheduled Activity (UDA)

Month	2019	2020
April	221	63
May	465	565
June	850	896
July	1,307	1,471
August	1,816	1,801
September	2,167	2,152
October	2,604	
November	3,099	
December	3,364	
January	3,835	
February	4,317	
March	4,755	
April	4,858	
May	4,869	
June	4,869	

QUALITY

	Quantity	Base Number	Contract	LHB	Wales
% of FP17s for the same patient ID Re-attending within 3 months - Children	12	234	5.1%	7.2%	10.7%
% of FP17s for the same patient ID Re-attending within 3 months - Adults	163	944	17.3%	12.7%	15.4%
% of FP17s for the same patient ID Re-attending between 3 & 9 months - Children	126	234	53.8%	58.3%	60.1%
% of FP17s for the same patient ID Re-attending between 3 & 9 months - Adults	411	944	43.5%	54.1%	56.7%
% of FP17s for Band 1 Urgent Courses	100	1,107	9.0%	7.6%	9.1%
% of FP17s Relating to Free Repair or Replacements	31	1,107	2.8%	0.7%	0.7%
% of FP17s Relating to Continuations	0	1,107	0.0%	0.7%	0.6%
% of Patients satisfied with the dentistry they have received	2	2	N/A	93.0%	93.0%
% of Patients satisfied with the time they had to wait for an appointment	2	2	N/A	85.3%	87.5%

* This is based on patients treated on this contract for their most recent course of treatment.

Figures in italics indicate the base number of FP17s or Patient Questionnaire responses are less than 100. N/A is shown where the base number of responses is less than 10 during the period. % is calculated as Quantity/Base number*100

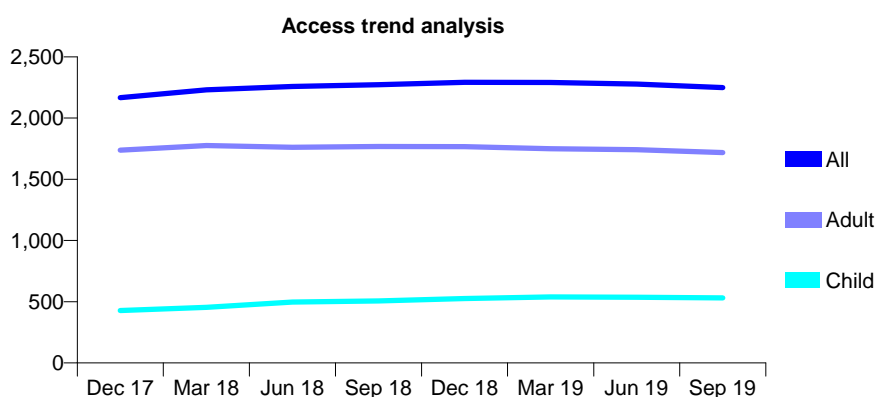
7A1 - Vital Signs At a Glance Contract Report for 155373/0001 - September 2019

Name or company name	SC & C Edwards
Contract type name	GDS Contract
Purpose of contract	General
Contract start date	01/08/2013
Contract end date	

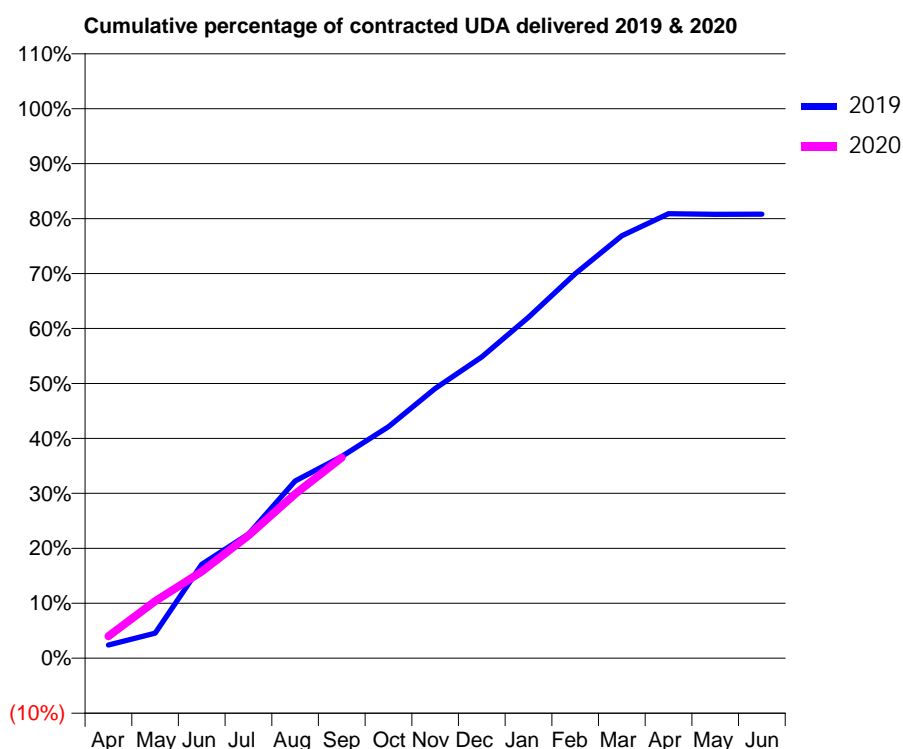
19/20 Contracted general activity (UDA)	7,849
Carry forward general activity (UDA)	0
19/20 Contracted orthodontic activity (UOA)	0
Carry forward orthodontic activity (UOA)	0
Baseline contract value	£148,795.72

ACCESS*

Patients seen in 24 months	Total	Change since previous quarter
Quarter ending September 2018	2,273	
Quarter ending December 2018	2,292	→
Quarter ending March 2019	2,290	→
Quarter ending June 2019	2,278	→
Quarter ending September 2019	2,249	↓
Variance since September 2018	(1.1%)	↓



ACTIVITY



Month	2019	2020
April	189	314
May	360	817
June	1,339	1,239
July	1,773	1,752
August	2,532	2,348
September	2,881	2,865
October	3,308	
November	3,851	
December	4,304	
January	4,869	
February	5,491	
March	6,034	
April	6,349	
May	6,340	
June	6,341	

QUALITY

	Quantity	Base Number	Contract	LHB	Wales
% of FP17s for the same patient ID Re-attending within 3 months - Children	31	413	7.5%	7.2%	10.7%
% of FP17s for the same patient ID Re-attending within 3 months - Adults	192	1,349	14.2%	12.7%	15.4%
% of FP17s for the same patient ID Re-attending between 3 & 9 months - Children	280	413	67.8%	58.3%	60.1%
% of FP17s for the same patient ID Re-attending between 3 & 9 months - Adults	936	1,349	69.4%	54.1%	56.7%
% of FP17s for Band 1 Urgent Courses	110	1,604	6.9%	7.6%	9.1%
% of FP17s Relating to Free Repair or Replacements	30	1,604	1.9%	0.7%	0.7%
% of FP17s Relating to Continuations	10	1,604	0.6%	0.7%	0.6%
% of Patients satisfied with the dentistry they have received	6	6	N/A	93.0%	93.0%
% of Patients satisfied with the time they had to wait for an appointment	6	6	N/A	85.3%	87.5%

* This is based on patients treated on this contract for their most recent course of treatment. Figures in italics indicate the base number of FP17s or Patient Questionnaire responses are less than 100. N/A is shown where the base number of responses is less than 10 during the period. % is calculated as Quantity/Base number*100

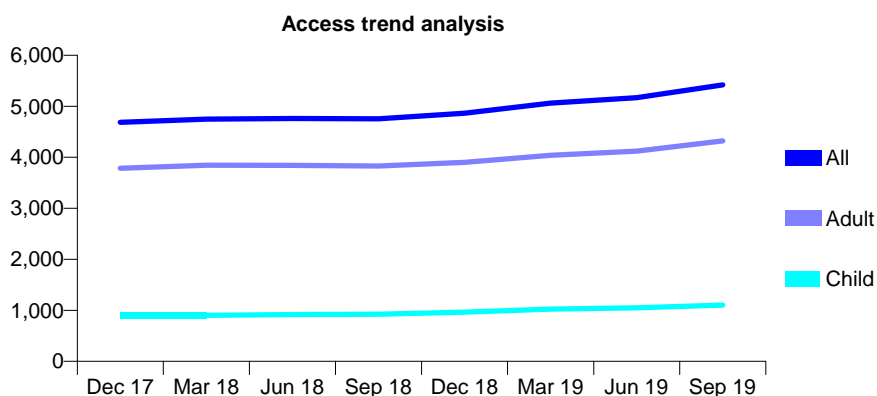
7A1 - Vital Signs At a Glance Contract Report for 155640/0001 - September 2019

Name or company name	PR Griffiths
Contract type name	GDS Contract
Purpose of contract	General
Contract start date	31/10/2014
Contract end date	

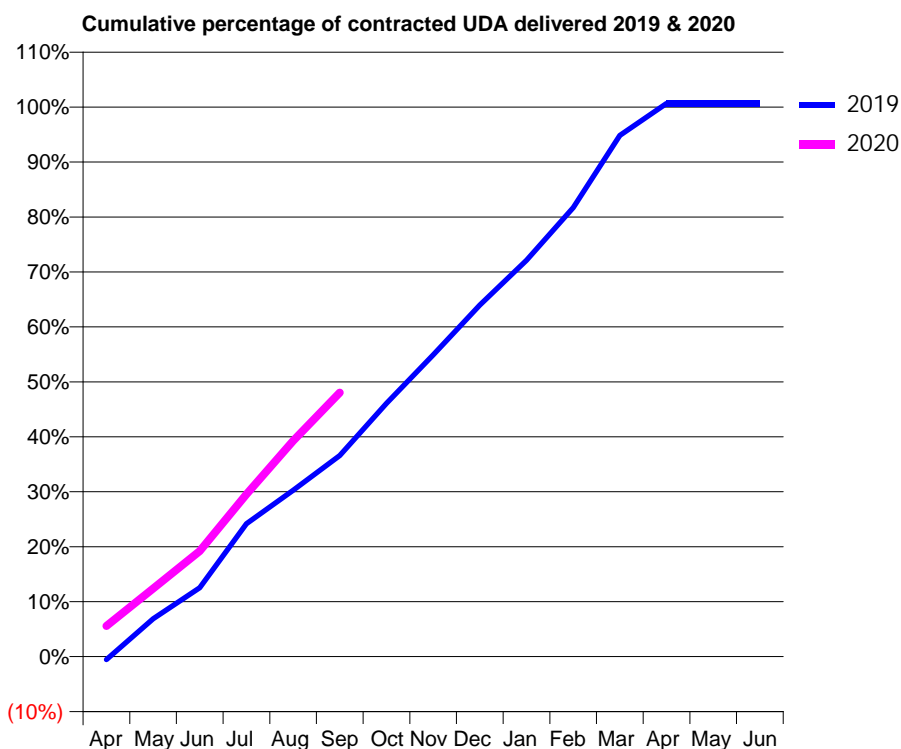
19/20 Contracted general activity (UDA)	14,500
Carry forward general activity (UDA)	-94
19/20 Contracted orthodontic activity (UOA)	0
Carry forward orthodontic activity (UOA)	0
Baseline contract value	£441,876.74

ACCESS*

Patients seen in 24 months	Total	Change since previous quarter
Quarter ending September 2018	4,755	
Quarter ending December 2018	4,864	↑
Quarter ending March 2019	5,063	↑
Quarter ending June 2019	5,171	↑
Quarter ending September 2019	5,420	↑
Variance since September 2018	14.0%	↑



ACTIVITY



Month	Adjusted Scheduled Activity (UDA)	
	2019	2020
April	-81	806
May	967	1,795
June	1,757	2,785
July	3,393	4,284
August	4,245	5,696
September	5,136	6,966
October	6,466	
November	7,703	
December	8,975	
January	10,119	
February	11,460	
March	13,301	
April	14,121	
May	14,122	
June	14,122	

QUALITY

	Quantity	Base Number	Contract	LHB	Wales
% of FP17s for the same patient ID Re-attending within 3 months - Children	30	913	3.3%	7.2%	10.7%
% of FP17s for the same patient ID Re-attending within 3 months - Adults	361	3,174	11.4%	12.7%	15.4%
% of FP17s for the same patient ID Re-attending between 3 & 9 months - Children	577	913	63.2%	58.3%	60.1%
% of FP17s for the same patient ID Re-attending between 3 & 9 months - Adults	1,625	3,174	51.2%	54.1%	56.7%
% of FP17s for Band 1 Urgent Courses	336	3,819	8.8%	7.6%	9.1%
% of FP17s Relating to Free Repair or Replacements	40	3,819	1.0%	0.7%	0.7%
% of FP17s Relating to Continuations	11	3,819	0.3%	0.7%	0.6%
% of Patients satisfied with the dentistry they have received	10	10	100.0%	93.0%	93.0%
% of Patients satisfied with the time they had to wait for an appointment	10	10	100.0%	85.3%	87.5%

* This is based on patients treated on this contract for their most recent course of treatment. Figures in italics indicate the base number of FP17s or Patient Questionnaire responses are less than 100. N/A is shown where the base number of responses is less than 10 during the period. % is calculated as Quantity/Base number*100

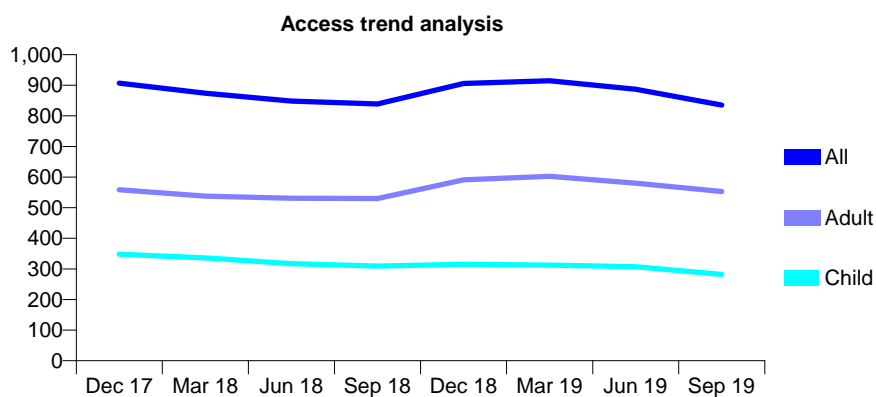
7A1 - Vital Signs At a Glance Contract Report for 160679/0001 - September 2019

Name or company name	T Ferguson
Contract type name	GDS Contract
Purpose of contract	General
Contract start date	01/06/2015
Contract end date	

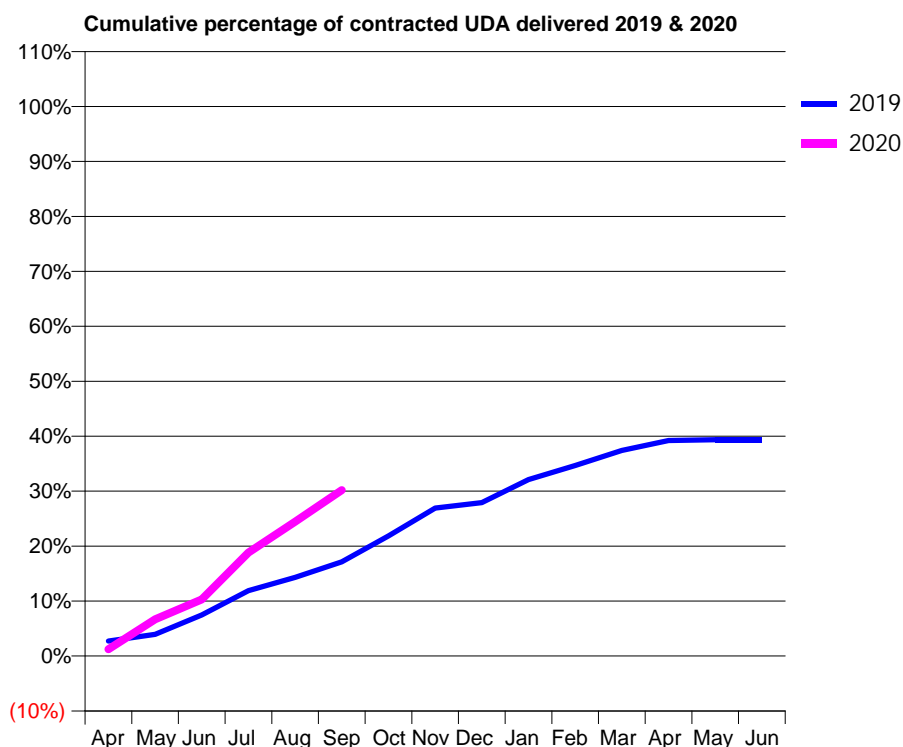
19/20 Contracted general activity (UDA)	3,792
Carry forward general activity (UDA)	0
19/20 Contracted orthodontic activity (UOA)	0
Carry forward orthodontic activity (UOA)	0
Baseline contract value	£93,667.76

ACCESS*

Patients seen in 24 months	Total	Change since previous quarter
Quarter ending September 2018	839	
Quarter ending December 2018	906	↑
Quarter ending March 2019	915	→
Quarter ending June 2019	887	↓
Quarter ending September 2019	835	↓
Variance since September 2018	(0.5%)	→



ACTIVITY



Month	Adjusted Scheduled Activity (UDA)	
	2019	2020
April	147	47
May	213	253
June	404	391
July	642	713
August	774	927
September	926	1,145
October	1,181	
November	1,454	
December	1,508	
January	1,735	
February	1,873	
March	2,021	
April	2,118	
May	2,126	
June	2,126	

QUALITY

	Quantity	Base Number	Contract	LHB	Wales
% of FP17s for the same patient ID Re-attending within 3 months - Children	9	220	4.1%	7.2%	10.7%
% of FP17s for the same patient ID Re-attending within 3 months - Adults	34	365	9.3%	12.7%	15.4%
% of FP17s for the same patient ID Re-attending between 3 & 9 months - Children	116	220	52.7%	58.3%	60.1%
% of FP17s for the same patient ID Re-attending between 3 & 9 months - Adults	190	365	52.1%	54.1%	56.7%
% of FP17s for Band 1 Urgent Courses	34	494	6.9%	7.6%	9.1%
% of FP17s Relating to Free Repair or Replacements	0	494	0.0%	0.7%	0.7%
% of FP17s Relating to Continuations	2	494	0.4%	0.7%	0.6%
% of Patients satisfied with the dentistry they have received	2	2	N/A	93.0%	93.0%
% of Patients satisfied with the time they had to wait for an appointment	2	2	N/A	85.3%	87.5%

* This is based on patients treated on this contract for their most recent course of treatment. Figures in italics indicate the base number of FP17s or Patient Questionnaire responses are less than 100. N/A is shown where the base number of responses is less than 10 during the period. % is calculated as Quantity/Base number*100

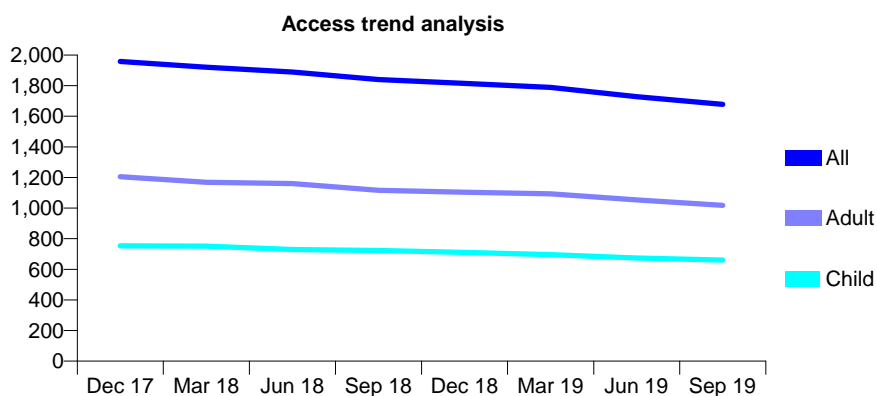
7A1 - Vital Signs At a Glance Contract Report for 162302/0001 - September 2019

Name or company name	Connahs Quay Dental Practice Ltd
Contract type name	GDS Contract
Purpose of contract	General
Contract start date	01/01/2010
Contract end date	

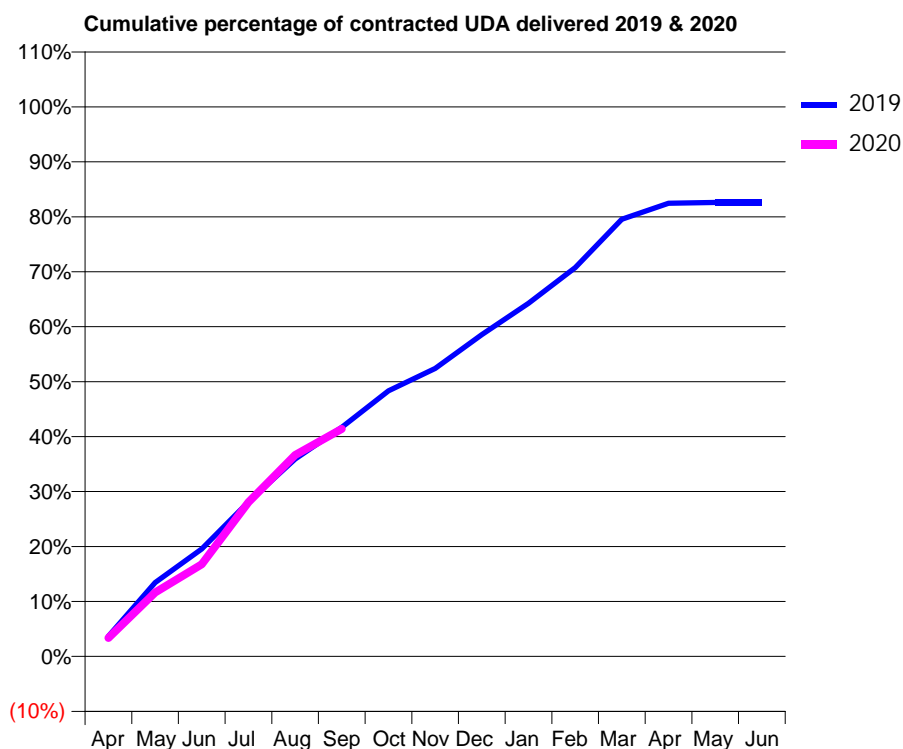
19/20 Contracted general activity (UDA)	6,036
Carry forward general activity (UDA)	0
19/20 Contracted orthodontic activity (UOA)	0
Carry forward orthodontic activity (UOA)	0
Baseline contract value	£109,836.05

ACCESS*

Patients seen in 24 months	Total	Change since previous quarter
Quarter ending September 2018	1,840	
Quarter ending December 2018	1,815	↓
Quarter ending March 2019	1,789	↓
Quarter ending June 2019	1,728	↓
Quarter ending September 2019	1,678	↓
Variance since September 2018	(8.8%)	↓



ACTIVITY



Month	2019	2020
April	223	202
May	811	702
June	1,182	1,011
July	1,697	1,693
August	2,169	2,213
September	2,515	2,498
October	2,916	
November	3,163	
December	3,533	
January	3,878	
February	4,270	
March	4,801	
April	4,978	
May	4,986	
June	4,986	

QUALITY

	Quantity	Base Number	Contract	LHB	Wales
% of FP17s for the same patient ID Re-attending within 3 months - Children	50	565	8.8%	7.2%	10.7%
% of FP17s for the same patient ID Re-attending within 3 months - Adults	169	776	21.8%	12.7%	15.4%
% of FP17s for the same patient ID Re-attending between 3 & 9 months - Children	384	565	68.0%	58.3%	60.1%
% of FP17s for the same patient ID Re-attending between 3 & 9 months - Adults	496	776	63.9%	54.1%	56.7%
% of FP17s for Band 1 Urgent Courses	49	1,224	4.0%	7.6%	9.1%
% of FP17s Relating to Free Repair or Replacements	19	1,224	1.6%	0.7%	0.7%
% of FP17s Relating to Continuations	13	1,224	1.1%	0.7%	0.6%
% of Patients satisfied with the dentistry they have received	8	8	N/A	93.0%	93.0%
% of Patients satisfied with the time they had to wait for an appointment	7	8	N/A	85.3%	87.5%

* This is based on patients treated on this contract for their most recent course of treatment.

Figures in italics indicate the base number of FP17s or Patient Questionnaire responses are less than 100. N/A is shown where the base number of responses is less than 10 during the period. % is calculated as Quantity/Base number*100

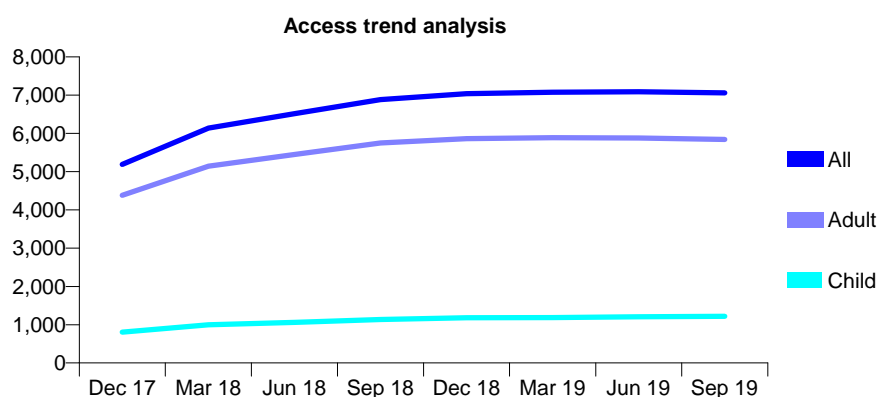
7A1 - Vital Signs At a Glance Contract Report for 164542/0001 - September 2019

Name or company name	Coppersun Dental Care Ltd
Contract type name	GDS Contract
Purpose of contract	General
Contract start date	01/11/2009
Contract end date	

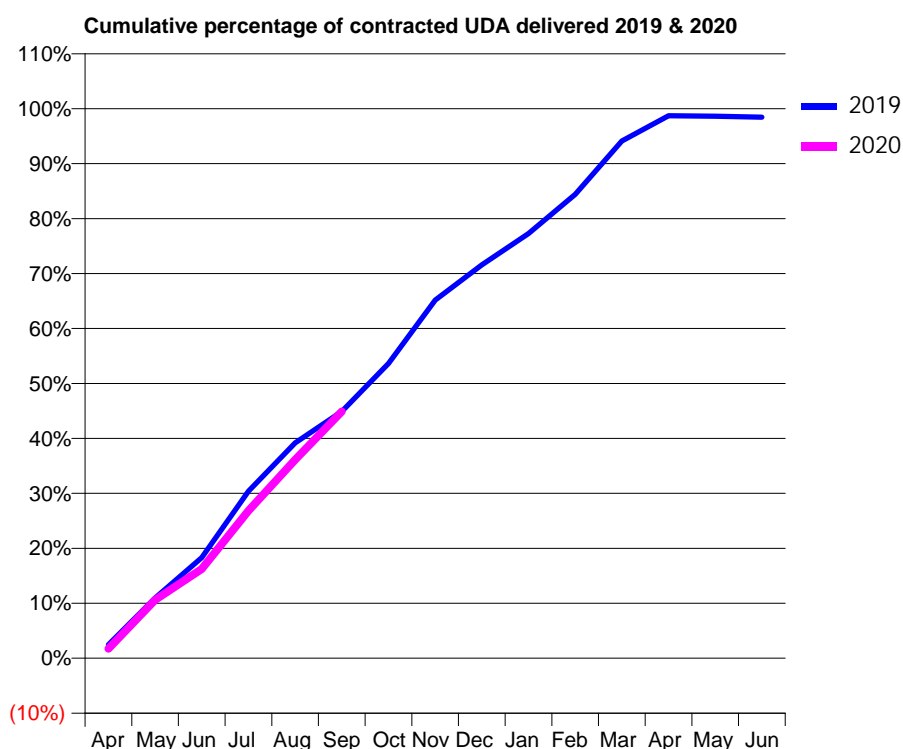
19/20 Contracted general activity (UDA)	17,240
Carry forward general activity (UDA)	288
19/20 Contracted orthodontic activity (UOA)	0
Carry forward orthodontic activity (UOA)	0
Baseline contract value	£382,515.80

ACCESS*

Patients seen in 24 months	Total	Change since previous quarter
Quarter ending September 2018	6,884	
Quarter ending December 2018	7,041	↑
Quarter ending March 2019	7,073	→
Quarter ending June 2019	7,087	→
Quarter ending September 2019	7,059	→
Variance since September 2018	2.5%	↑



ACTIVITY



Month	2019	2020
April	458	300
May	2,038	1,832
June	3,394	2,799
July	5,639	4,627
August	7,268	6,227
September	8,324	7,738
October	9,949	
November	12,087	
December	13,273	
January	14,331	
February	15,654	
March	17,456	
April	18,305	
May	18,294	
June	18,259	

QUALITY

	Quantity	Base Number	Contract	LHB	Wales
% of FP17s for the same patient ID Re-attending within 3 months - Children	75	861	8.7%	7.2%	10.7%
% of FP17s for the same patient ID Re-attending within 3 months - Adults	726	3,927	18.5%	12.7%	15.4%
% of FP17s for the same patient ID Re-attending between 3 & 9 months - Children	478	861	55.5%	58.3%	60.1%
% of FP17s for the same patient ID Re-attending between 3 & 9 months - Adults	1,971	3,927	50.2%	54.1%	56.7%
% of FP17s for Band 1 Urgent Courses	507	4,408	11.5%	7.6%	9.1%
% of FP17s Relating to Free Repair or Replacements	51	4,408	1.2%	0.7%	0.7%
% of FP17s Relating to Continuations	24	4,408	0.5%	0.7%	0.6%
% of Patients satisfied with the dentistry they have received	14	15	93.3%	93.0%	93.0%
% of Patients satisfied with the time they had to wait for an appointment	12	15	80.0%	85.3%	87.5%

* This is based on patients treated on this contract for their most recent course of treatment.

Figures in italics indicate the base number of FP17s or Patient Questionnaire responses are less than 100. N/A is shown where the base number of responses is less than 10 during the period. % is calculated as Quantity/Base number*100

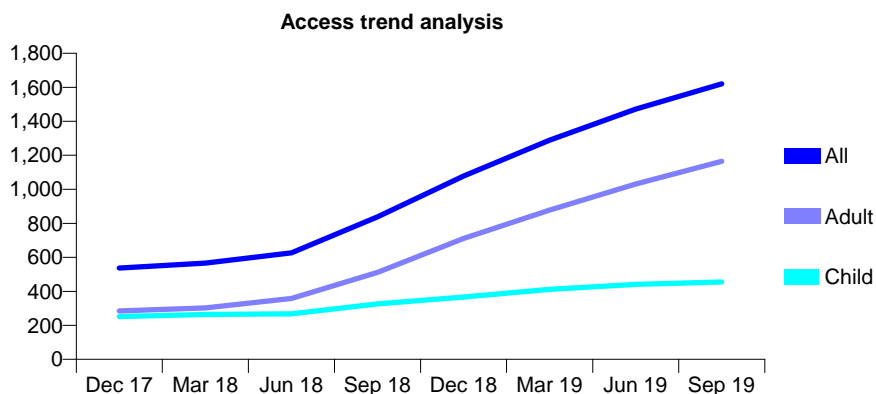
7A1 - Vital Signs At a Glance Contract Report for 164577/0001 - September 2019

Name or company name	Entwistle, Williams & Jenkins GDS Contract
Contract type name	Pilot Contract
Purpose of contract	General
Contract start date	31/08/2013
Contract end date	

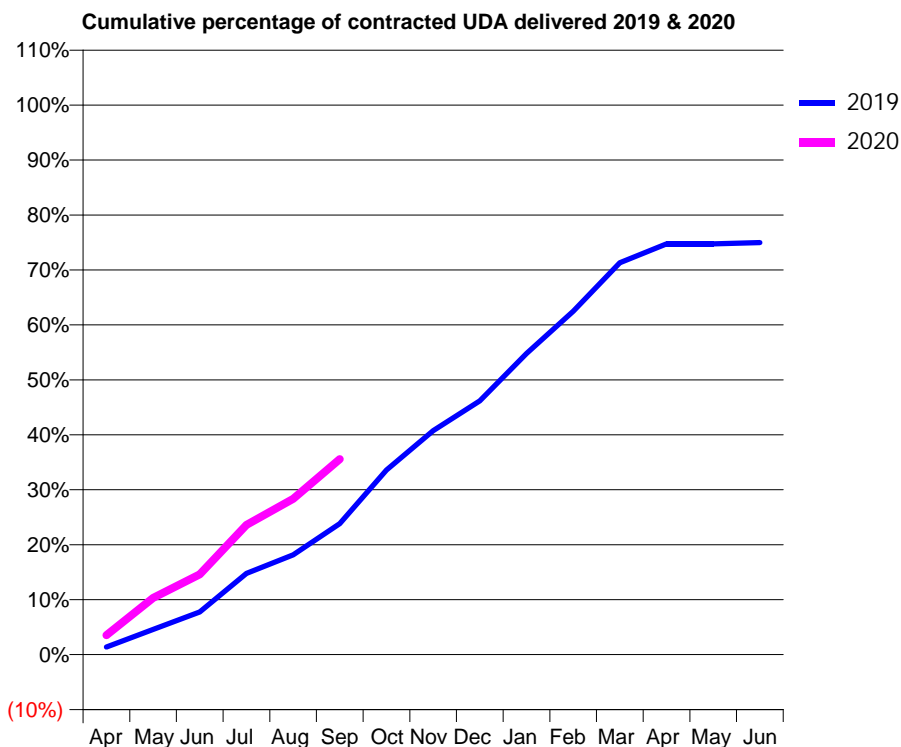
19/20 Contracted general activity (UDA)	7,417
Carry forward general activity (UDA)	0
19/20 Contracted orthodontic activity (UOA)	0
Carry forward orthodontic activity (UOA)	0
Baseline contract value	£184,753.63

ACCESS*

Patients seen in 24 months	Total	Change since previous quarter
Quarter ending September 2018	838	
Quarter ending December 2018	1,078	↑
Quarter ending March 2019	1,289	↑
Quarter ending June 2019	1,472	↑
Quarter ending September 2019	1,620	↑
Variance since September 2018	93.3%	↑



ACTIVITY



Month	Adjusted Scheduled Activity (UDA)	
	2019	2020
April	80	263
May	262	766
June	442	1,083
July	843	1,750
August	1,035	2,104
September	1,359	2,639
October	1,916	
November	2,323	
December	2,632	
January	3,124	
February	3,562	
March	4,065	
April	4,260	
May	4,260	
June	4,273	

QUALITY

	Quantity	Base Number	Contract	LHB	Wales
% of FP17s for the same patient ID Re-attending within 3 months - Children	12	314	3.8%	7.2%	10.7%
% of FP17s for the same patient ID Re-attending within 3 months - Adults	123	893	13.8%	12.7%	15.4%
% of FP17s for the same patient ID Re-attending between 3 & 9 months - Children	186	314	59.2%	58.3%	60.1%
% of FP17s for the same patient ID Re-attending between 3 & 9 months - Adults	333	893	37.3%	54.1%	56.7%
% of FP17s for Band 1 Urgent Courses	146	1,125	13.0%	7.6%	9.1%
% of FP17s Relating to Free Repair or Replacements	10	1,125	0.9%	0.7%	0.7%
% of FP17s Relating to Continuations	3	1,125	0.3%	0.7%	0.6%
% of Patients satisfied with the dentistry they have received	1	1	N/A	93.0%	93.0%
% of Patients satisfied with the time they had to wait for an appointment	1	1	N/A	85.3%	87.5%

* This is based on patients treated on this contract for their most recent course of treatment. Figures in italics indicate the base number of FP17s or Patient Questionnaire responses are less than 100. N/A is shown where the base number of responses is less than 10 during the period. % is calculated as Quantity/Base number*100

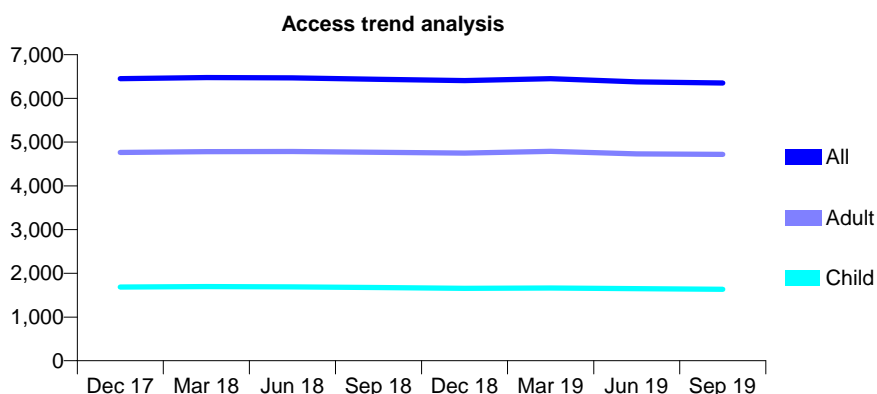
7A1 - Vital Signs At a Glance Contract Report for 167096/0002 - September 2019

Name or company name	Longford Road Dental Practice Ltd
Contract type name	GDS Contract
Purpose of contract	General
Contract start date	01/11/2013
Contract end date	

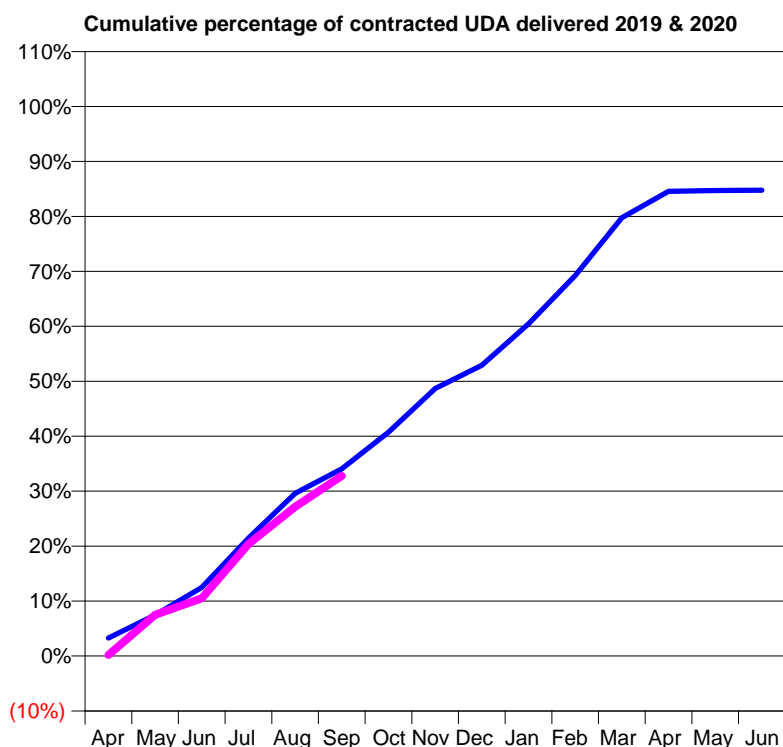
19/20 Contracted general activity (UDA)	21,905
Carry forward general activity (UDA)	0
19/20 Contracted orthodontic activity (UOA)	0
Carry forward orthodontic activity (UOA)	0
Baseline contract value	£495,697.80

ACCESS*

Patients seen in 24 months	Total	Change since previous quarter
Quarter ending September 2018	6,438	
Quarter ending December 2018	6,406	→
Quarter ending March 2019	6,453	→
Quarter ending June 2019	6,377	↓
Quarter ending September 2019	6,353	→
Variance since September 2018	(1.3%)	↓



ACTIVITY



Month	Adjusted Scheduled Activity (UDA)	
	2019	2020
April	729	44
May	1,656	1,647
June	2,758	2,300
July	4,741	4,462
August	6,541	5,950
September	7,527	7,177
October	9,002	
November	10,755	
December	11,695	
January	13,357	
February	15,304	
March	17,625	
April	18,688	
May	18,721	
June	18,731	

QUALITY

	Quantity	Base Number	Contract	LHB	Wales
% of FP17s for the same patient ID Re-attending within 3 months - Children	89	1,214	7.3%	7.2%	10.7%
% of FP17s for the same patient ID Re-attending within 3 months - Adults	459	3,304	13.9%	12.7%	15.4%
% of FP17s for the same patient ID Re-attending between 3 & 9 months - Children	803	1,214	66.1%	58.3%	60.1%
% of FP17s for the same patient ID Re-attending between 3 & 9 months - Adults	1,806	3,304	54.7%	54.1%	56.7%
% of FP17s for Band 1 Urgent Courses	480	4,103	11.7%	7.6%	9.1%
% of FP17s Relating to Free Repair or Replacements	27	4,103	0.7%	0.7%	0.7%
% of FP17s Relating to Continuations	2	4,103	0.0%	0.7%	0.6%
% of Patients satisfied with the dentistry they have received	10	13	76.9%	93.0%	93.0%
% of Patients satisfied with the time they had to wait for an appointment	12	13	92.3%	85.3%	87.5%

* This is based on patients treated on this contract for their most recent course of treatment. Figures in italics indicate the base number of FP17s or Patient Questionnaire responses are less than 100. N/A is shown where the base number of responses is less than 10 during the period. % is calculated as Quantity/Base number*100

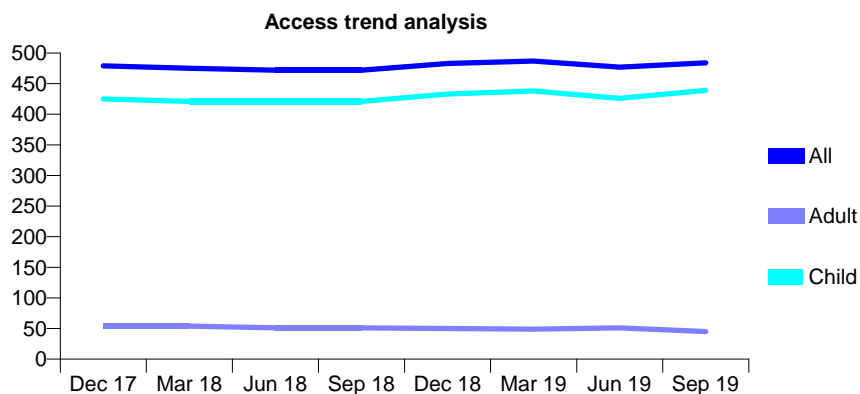
7A1 - Vital Signs At a Glance Contract Report for 170003/0001 - September 2019

Name or company name	Meacher & Associates Limited
Contract type name	GDS Contract
Purpose of contract	General
Contract start date	01/06/2010
Contract end date	

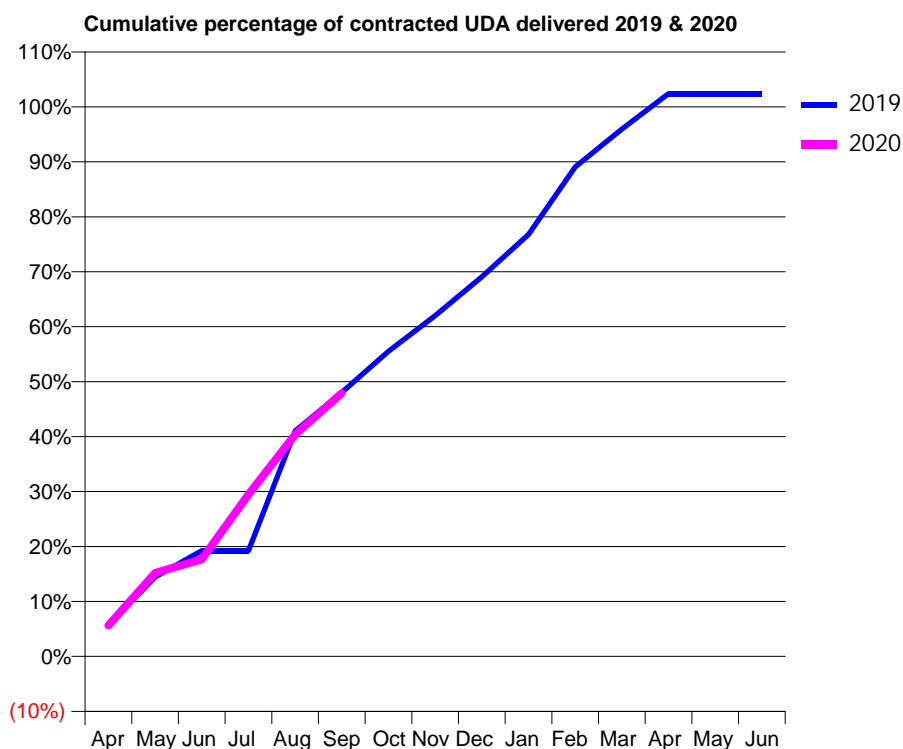
19/20 Contracted general activity (UDA)	975
Carry forward general activity (UDA)	-23
19/20 Contracted orthodontic activity (UOA)	0
Carry forward orthodontic activity (UOA)	0
Baseline contract value	£23,983.47

ACCESS*

Patients seen in 24 months	Total	Change since previous quarter
Quarter ending September 2018	472	
Quarter ending December 2018	483	↑
Quarter ending March 2019	487	→
Quarter ending June 2019	477	↓
Quarter ending September 2019	484	→
Variance since September 2018	2.5%	↑



ACTIVITY



Adjusted Scheduled Activity (UDA)		
Month	2019	2020
April	56	55
May	141	148
June	188	172
July	188	287
August	400	394
September	468	467
October	541	
November	605	
December	673	
January	748	
February	868	
March	935	
April	998	
May	998	
June	998	

QUALITY

	Quantity	Base Number	Contract	LHB	Wales
% of FP17s for the same patient ID Re-attending within 3 months - Children	16	404	4.0%	7.2%	10.7%
% of FP17s for the same patient ID Re-attending within 3 months - Adults	0	0	N/A	12.7%	15.4%
% of FP17s for the same patient ID Re-attending between 3 & 9 months - Children	280	404	69.3%	58.3%	60.1%
% of FP17s for the same patient ID Re-attending between 3 & 9 months - Adults	0	0	N/A	54.1%	56.7%
% of FP17s for Band 1 Urgent Courses	10	354	2.8%	7.6%	9.1%
% of FP17s Relating to Free Repair or Replacements	0	354	0.0%	0.7%	0.7%
% of FP17s Relating to Continuations	0	354	0.0%	0.7%	0.6%
% of Patients satisfied with the dentistry they have received	1	1	N/A	93.0%	93.0%
% of Patients satisfied with the time they had to wait for an appointment	1	1	N/A	85.3%	87.5%

* This is based on patients treated on this contract for their most recent course of treatment. Figures in italics indicate the base number of FP17s or Patient Questionnaire responses are less than 100. N/A is shown where the base number of responses is less than 10 during the period. % is calculated as Quantity/Base number*100

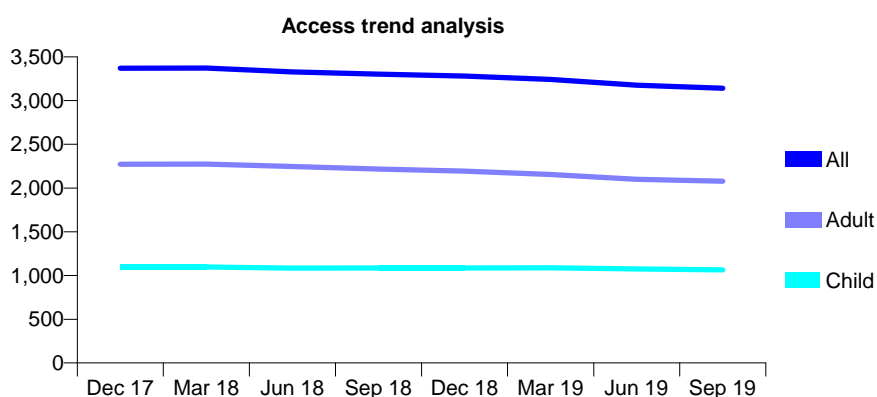
7A1 - Vital Signs At a Glance Contract Report for 173185/0001 - September 2019

Name or company name	Deintyddfa Deudraeth Dental Care Ltd.
Contract type name	GDS Contract
Purpose of contract	General and Orthodontic
Contract start date	01/05/2010
Contract end date	

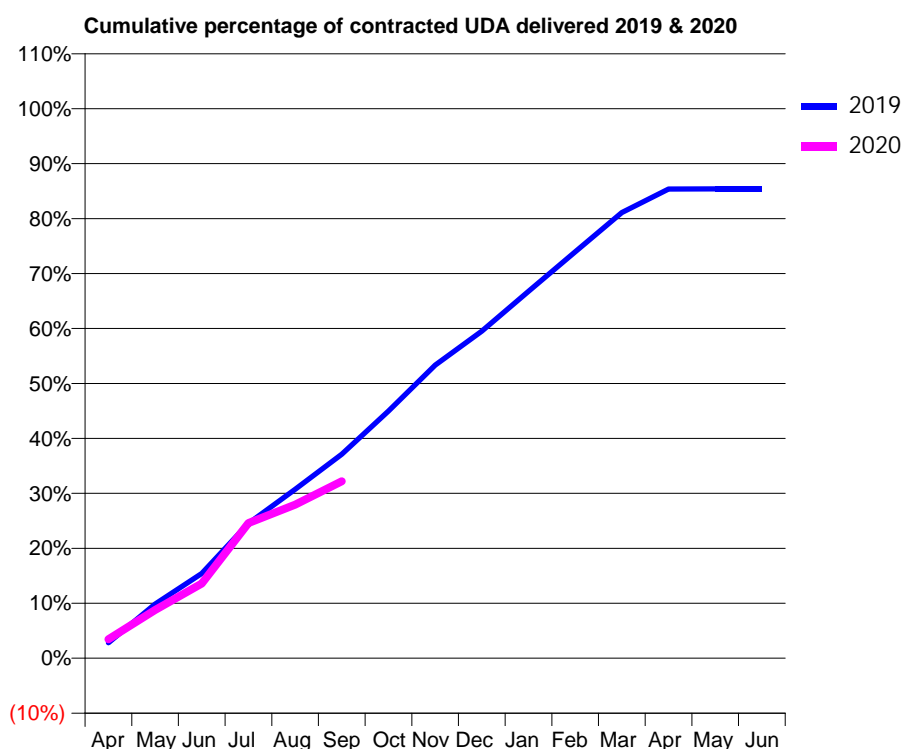
19/20 Contracted general activity (UDA)	8,159
Carry forward general activity (UDA)	0
19/20 Contracted orthodontic activity (UOA)	1,143
Carry forward orthodontic activity (UOA)	-31
Baseline contract value	£311,186.52

ACCESS*

Patients seen in 24 months	Total	Change since previous quarter
Quarter ending September 2018	3,303	
Quarter ending December 2018	3,281	→
Quarter ending March 2019	3,242	↓
Quarter ending June 2019	3,176	↓
Quarter ending September 2019	3,141	↓
Variance since September 2018	(4.9%)	↓



ACTIVITY



Month	2019	2020
April	230	282
May	804	718
June	1,259	1,110
July	2,003	2,006
August	2,508	2,281
September	3,029	2,625
October	3,669	
November	4,351	
December	4,856	
January	5,448	
February	6,033	
March	6,617	
April	6,967	
May	6,968	
June	6,968	

QUALITY

	Quantity	Base Number	Contract	LHB	Wales
% of FP17s for the same patient ID Re-attending within 3 months - Children	26	751	3.5%	7.2%	10.7%
% of FP17s for the same patient ID Re-attending within 3 months - Adults	80	1,031	7.8%	12.7%	15.4%
% of FP17s for the same patient ID Re-attending between 3 & 9 months - Children	461	751	61.4%	58.3%	60.1%
% of FP17s for the same patient ID Re-attending between 3 & 9 months - Adults	519	1,031	50.3%	54.1%	56.7%
% of FP17s for Band 1 Urgent Courses	72	1,570	4.6%	7.6%	9.1%
% of FP17s Relating to Free Repair or Replacements	0	1,570	0.0%	0.7%	0.7%
% of FP17s Relating to Continuations	8	1,570	0.5%	0.7%	0.6%
% of Patients satisfied with the dentistry they have received	6	6	N/A	93.0%	93.0%
% of Patients satisfied with the time they had to wait for an appointment	5	6	N/A	85.3%	87.5%

* This is based on patients treated on this contract for their most recent course of treatment.

Figures in italics indicate the base number of FP17s or Patient Questionnaire responses are less than 100. N/A is shown where the base number of responses is less than 10 during the period. % is calculated as Quantity/Base number*100

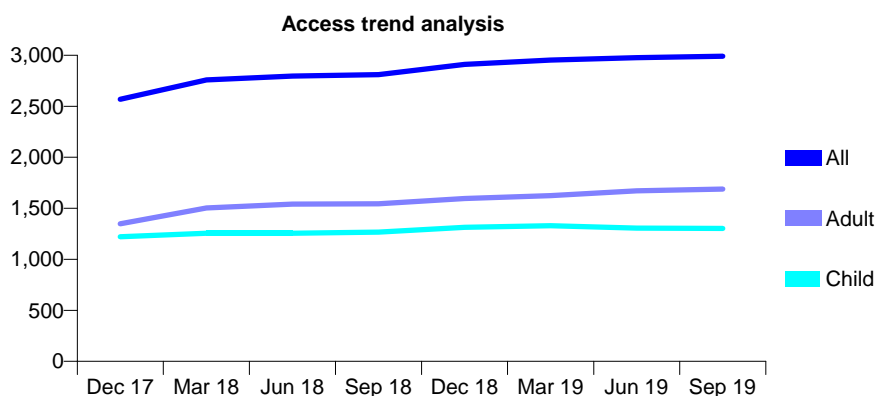
7A1 - Vital Signs At a Glance Contract Report for 173223/0001 - September 2019

Name or company name	The Kandy Lodge Dental Practice Partners
Contract type name	GDS Contract
Purpose of contract	General
Contract start date	01/12/2013
Contract end date	

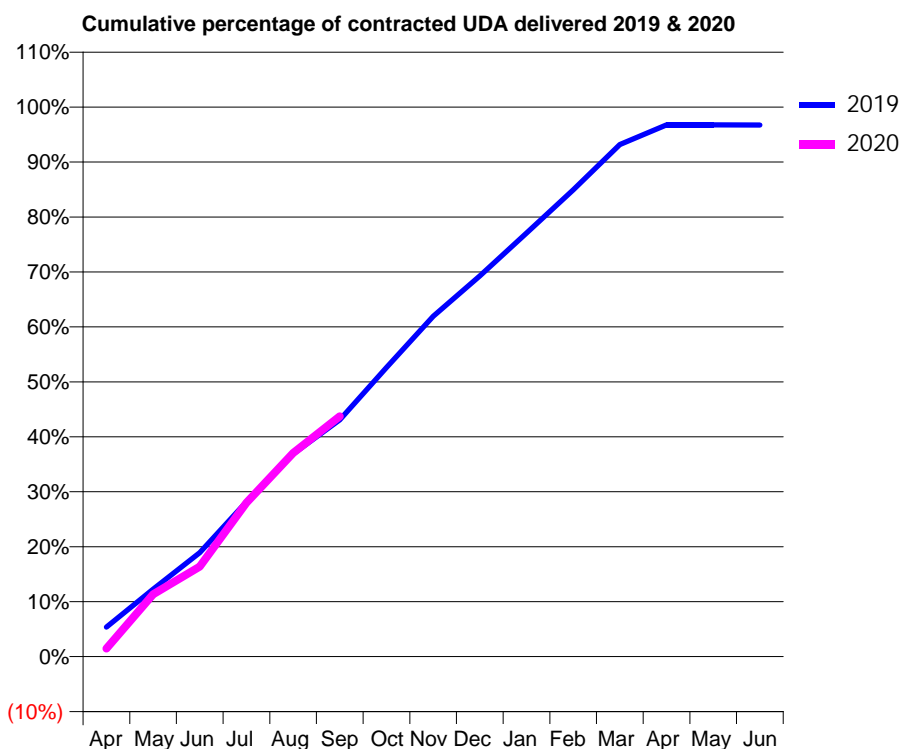
19/20 Contracted general activity (UDA)	8,420
Carry forward general activity (UDA)	292
19/20 Contracted orthodontic activity (UOA)	0
Carry forward orthodontic activity (UOA)	0
Baseline contract value	£168,444.26

ACCESS*

Patients seen in 24 months	Total	Change since previous quarter
Quarter ending September 2018	2,810	
Quarter ending December 2018	2,910	↑
Quarter ending March 2019	2,953	→
Quarter ending June 2019	2,977	→
Quarter ending September 2019	2,990	→
Variance since September 2018	6.4%	↑



ACTIVITY



Month	Adjusted Scheduled Activity (UDA)	
	2019	2020
April	480	123
May	1,094	955
June	1,688	1,381
July	2,514	2,358
August	3,292	3,120
September	3,843	3,684
October	4,695	
November	5,523	
December	6,179	
January	6,873	
February	7,574	
March	8,311	
April	8,631	
May	8,631	
June	8,628	

QUALITY

	Quantity	Base Number	Contract	LHB	Wales
% of FP17s for the same patient ID Re-attending within 3 months - Children	89	1,120	7.9%	7.2%	10.7%
% of FP17s for the same patient ID Re-attending within 3 months - Adults	184	1,305	14.1%	12.7%	15.4%
% of FP17s for the same patient ID Re-attending between 3 & 9 months - Children	803	1,120	71.7%	58.3%	60.1%
% of FP17s for the same patient ID Re-attending between 3 & 9 months - Adults	826	1,305	63.3%	54.1%	56.7%
% of FP17s for Band 1 Urgent Courses	184	2,251	8.2%	7.6%	9.1%
% of FP17s Relating to Free Repair or Replacements	4	2,251	0.2%	0.7%	0.7%
% of FP17s Relating to Continuations	18	2,251	0.8%	0.7%	0.6%
% of Patients satisfied with the dentistry they have received	8	8	N/A	93.0%	93.0%
% of Patients satisfied with the time they had to wait for an appointment	8	8	N/A	85.3%	87.5%

* This is based on patients treated on this contract for their most recent course of treatment. Figures in italics indicate the base number of FP17s or Patient Questionnaire responses are less than 100. N/A is shown where the base number of responses is less than 10 during the period. % is calculated as Quantity/Base number*100

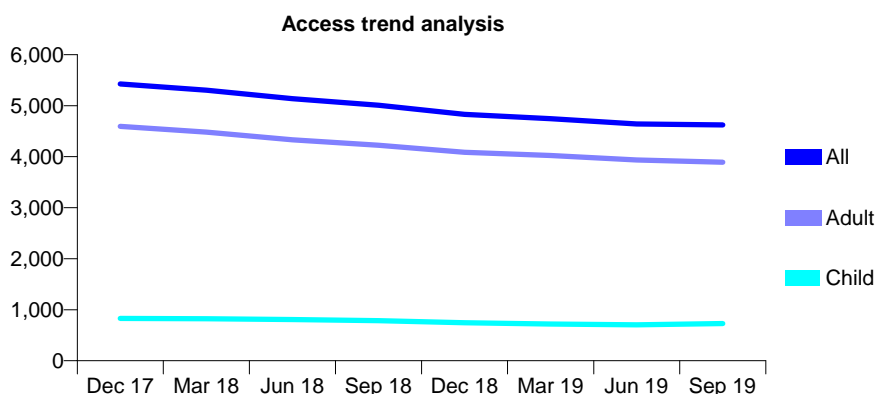
7A1 - Vital Signs At a Glance Contract Report for 175145/0001 - September 2019

Name or company name	Rhyl and Abergele Elwy Dental Partnership
Contract type name	GDS Contract
Purpose of contract	General
Contract start date	01/03/2011
Contract end date	

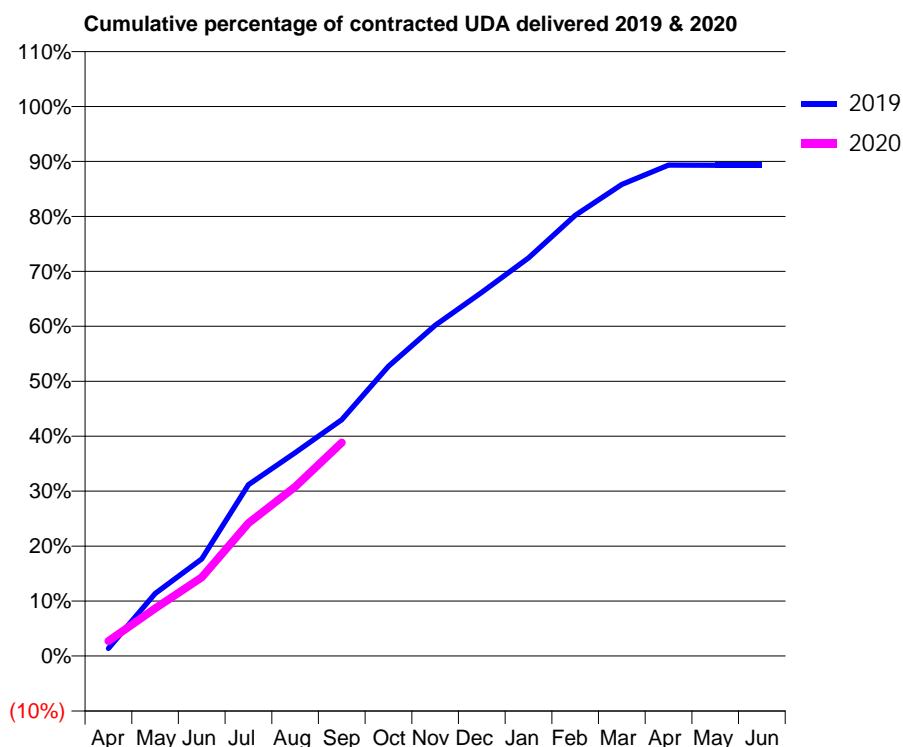
19/20 Contracted general activity (UDA)	17,500
Carry forward general activity (UDA)	0
19/20 Contracted orthodontic activity (UOA)	0
Carry forward orthodontic activity (UOA)	0
Baseline contract value	£485,190.15

ACCESS*

Patients seen in 24 months	Total	Change since previous quarter
Quarter ending September 2018	5,009	
Quarter ending December 2018	4,830	↓
Quarter ending March 2019	4,743	↓
Quarter ending June 2019	4,641	↓
Quarter ending September 2019	4,623	→
Variance since September 2018	(7.7%)	↓



ACTIVITY



Month	Adjusted Scheduled Activity (UDA)	
	2019	2020
April	223	477
May	1,818	1,518
June	2,830	2,503
July	4,989	4,231
August	5,920	5,392
September	6,876	6,798
October	8,434	
November	9,630	
December	10,590	
January	11,591	
February	12,830	
March	13,732	
April	14,292	
May	14,290	
June	14,290	

QUALITY

	Quantity	Base Number	Contract	LHB	Wales
% of FP17s for the same patient ID Re-attending within 3 months - Children	23	486	4.7%	7.2%	10.7%
% of FP17s for the same patient ID Re-attending within 3 months - Adults	407	2,988	13.6%	12.7%	15.4%
% of FP17s for the same patient ID Re-attending between 3 & 9 months - Children	218	486	44.9%	58.3%	60.1%
% of FP17s for the same patient ID Re-attending between 3 & 9 months - Adults	1,509	2,988	50.5%	54.1%	56.7%
% of FP17s for Band 1 Urgent Courses	320	3,259	9.8%	7.6%	9.1%
% of FP17s Relating to Free Repair or Replacements	22	3,259	0.7%	0.7%	0.7%
% of FP17s Relating to Continuations	13	3,259	0.4%	0.7%	0.6%
% of Patients satisfied with the dentistry they have received	8	9	N/A	93.0%	93.0%
% of Patients satisfied with the time they had to wait for an appointment	5	9	N/A	85.3%	87.5%

* This is based on patients treated on this contract for their most recent course of treatment. Figures in italics indicate the base number of FP17s or Patient Questionnaire responses are less than 100. N/A is shown where the base number of responses is less than 10 during the period. % is calculated as Quantity/Base number*100

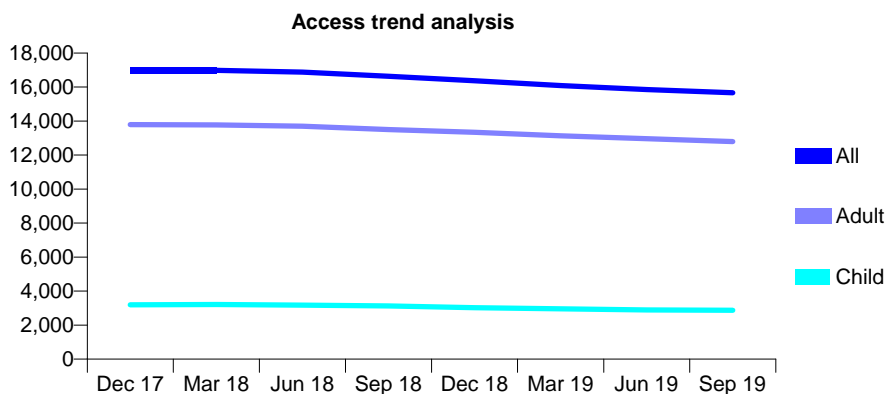
7A1 - Vital Signs At a Glance Contract Report for 175145/0002 - September 2019

Name or company name	Rhyl and Abergele Elwy Dental Partnership
Contract type name	GDS Contract
Purpose of contract	General and Orthodontic
Contract start date	01/03/2011
Contract end date	

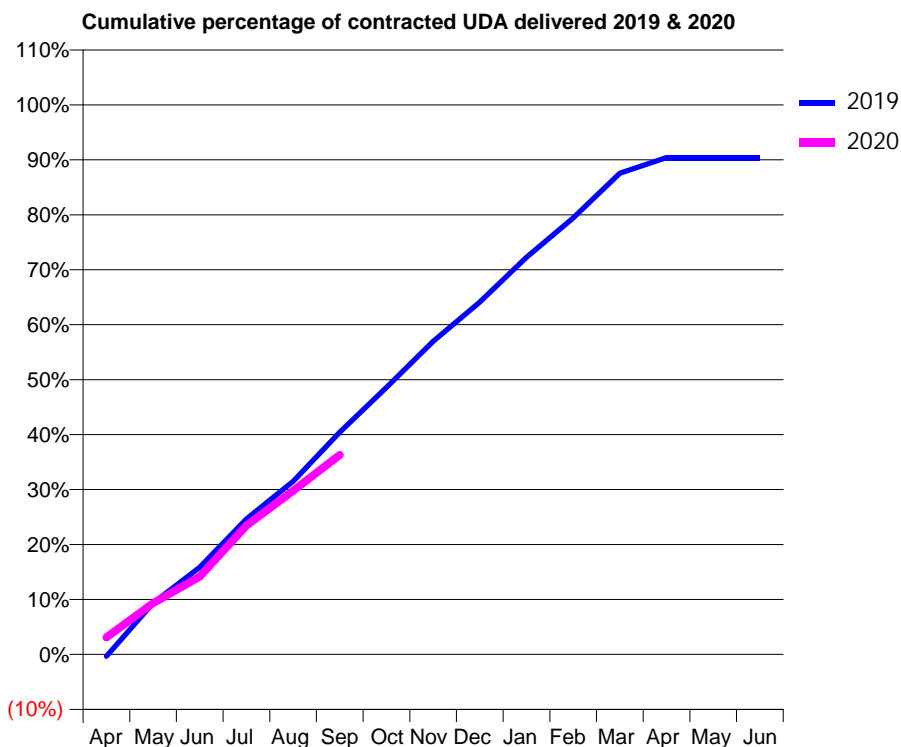
19/20 Contracted general activity (UDA)	48,000
Carry forward general activity (UDA)	0
19/20 Contracted orthodontic activity (UOA)	827
Carry forward orthodontic activity (UOA)	-41
Baseline contract value	£1,416,558.96

ACCESS*

Patients seen in 24 months	Total	Change since previous quarter
Quarter ending September 2018	16,630	
Quarter ending December 2018	16,375	↓
Quarter ending March 2019	16,089	↓
Quarter ending June 2019	15,854	↓
Quarter ending September 2019	15,665	↓
Variance since September 2018	(5.8%)	↓



ACTIVITY



Month	2019	2020
April	-138	1,488
May	3,771	4,483
June	6,375	6,796
July	9,919	11,255
August	12,654	14,298
September	16,262	17,420
October	19,531	
November	22,906	
December	25,776	
January	29,049	
February	31,929	
March	35,190	
April	36,346	
May	36,345	
June	36,342	

QUALITY

	Quantity	Base Number	Contract	LHB	Wales
% of FP17s for the same patient ID Re-attending within 3 months - Children	86	1,810	4.8%	7.2%	10.7%
% of FP17s for the same patient ID Re-attending within 3 months - Adults	894	7,815	11.4%	12.7%	15.4%
% of FP17s for the same patient ID Re-attending between 3 & 9 months - Children	682	1,810	37.7%	58.3%	60.1%
% of FP17s for the same patient ID Re-attending between 3 & 9 months - Adults	2,664	7,815	34.1%	54.1%	56.7%
% of FP17s for Band 1 Urgent Courses	671	9,153	7.3%	7.6%	9.1%
% of FP17s Relating to Free Repair or Replacements	32	9,153	0.3%	0.7%	0.7%
% of FP17s Relating to Continuations	89	9,153	1.0%	0.7%	0.6%
% of Patients satisfied with the dentistry they have received	26	28	92.9%	93.0%	93.0%
% of Patients satisfied with the time they had to wait for an appointment	22	28	78.6%	85.3%	87.5%

* This is based on patients treated on this contract for their most recent course of treatment. Figures in italics indicate the base number of FP17s or Patient Questionnaire responses are less than 100. N/A is shown where the base number of responses is less than 10 during the period. % is calculated as Quantity/Base number*100

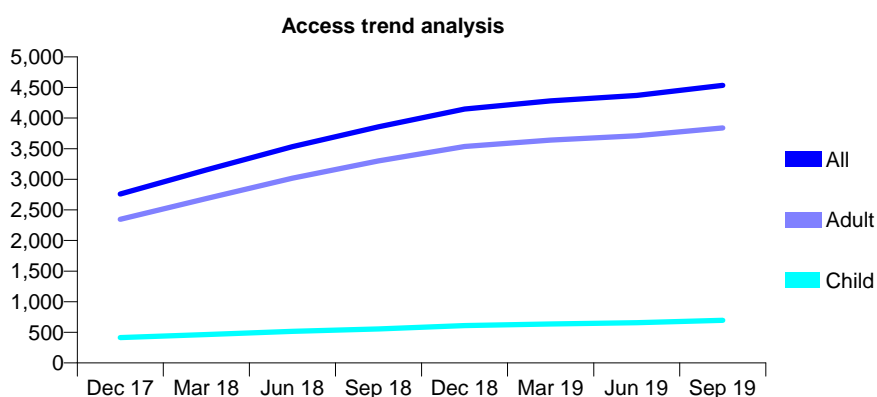
7A1 - Vital Signs At a Glance Contract Report for 175595/0001 - September 2019

Name or company name	MR QM JAFFRI
Contract type name	Pilot Contract
Purpose of contract	General
Contract start date	28/12/2015
Contract end date	

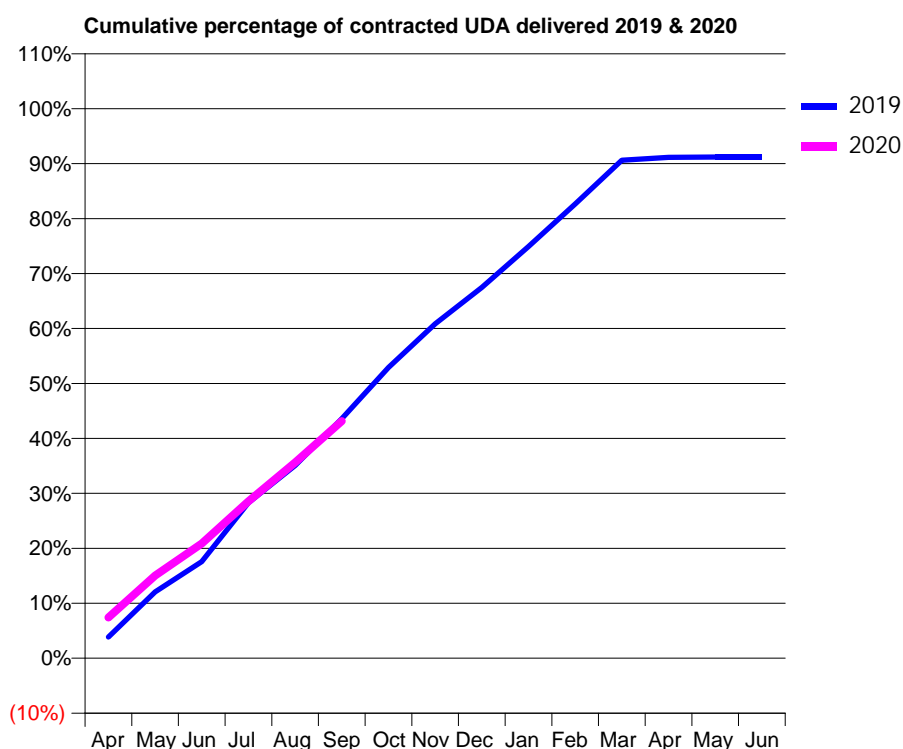
19/20 Contracted general activity (UDA)	15,403
Carry forward general activity (UDA)	0
19/20 Contracted orthodontic activity (UOA)	0
Carry forward orthodontic activity (UOA)	0
Baseline contract value	£388,418.87

ACCESS*

Patients seen in 24 months	Total	Change since previous quarter
Quarter ending September 2018	3,858	
Quarter ending December 2018	4,148	↑
Quarter ending March 2019	4,280	↑
Quarter ending June 2019	4,369	↑
Quarter ending September 2019	4,535	↑
Variance since September 2018	17.5%	↑



ACTIVITY



Month	Adjusted Scheduled Activity (UDA)	
	2019	2020
April	568	1,141
May	1,775	2,318
June	2,587	3,217
July	4,163	4,397
August	5,162	5,488
September	6,414	6,645
October	7,781	
November	8,952	
December	9,921	
January	11,021	
February	12,161	
March	13,327	
April	13,405	
May	13,413	
June	13,418	

QUALITY

	Quantity	Base Number	Contract	LHB	Wales
% of FP17s for the same patient ID Re-attending within 3 months - Children	22	501	4.4%	7.2%	10.7%
% of FP17s for the same patient ID Re-attending within 3 months - Adults	367	2,613	14.0%	12.7%	15.4%
% of FP17s for the same patient ID Re-attending between 3 & 9 months - Children	282	501	56.3%	58.3%	60.1%
% of FP17s for the same patient ID Re-attending between 3 & 9 months - Adults	1,331	2,613	50.9%	54.1%	56.7%
% of FP17s for Band 1 Urgent Courses	347	3,055	11.4%	7.6%	9.1%
% of FP17s Relating to Free Repair or Replacements	58	3,055	1.9%	0.7%	0.7%
% of FP17s Relating to Continuations	29	3,055	0.9%	0.7%	0.6%
% of Patients satisfied with the dentistry they have received	1	2	N/A	93.0%	93.0%
% of Patients satisfied with the time they had to wait for an appointment	1	2	N/A	85.3%	87.5%

* This is based on patients treated on this contract for their most recent course of treatment.

Figures in italics indicate the base number of FP17s or Patient Questionnaire responses are less than 100. N/A is shown where the base number of responses is less than 10 during the period. % is calculated as Quantity/Base number*100

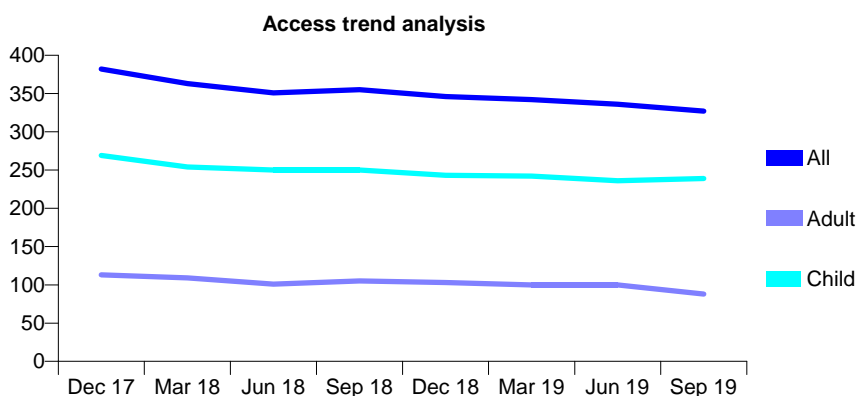
7A1 - Vital Signs At a Glance Contract Report for 175897/0001 - September 2019

Name or company name	C Aston
Contract type name	GDS Contract
Purpose of contract	General
Contract start date	25/07/2015
Contract end date	

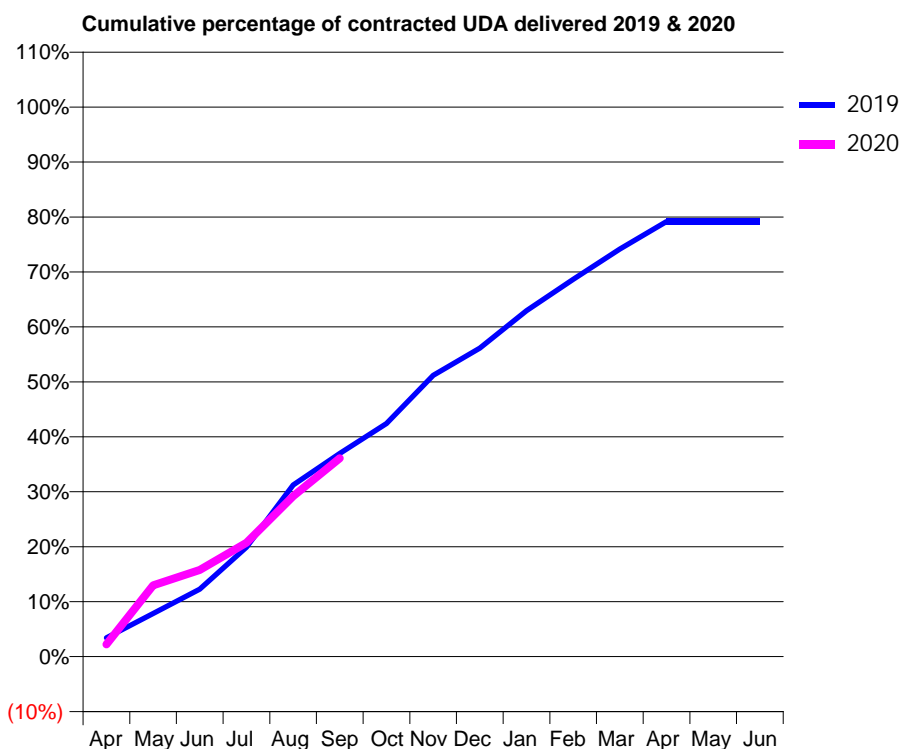
19/20 Contracted general activity (UDA)	800
Carry forward general activity (UDA)	0
19/20 Contracted orthodontic activity (UOA)	0
Carry forward orthodontic activity (UOA)	0
Baseline contract value	£19,422.14

ACCESS*

Patients seen in 24 months	Total	Change since previous quarter
Quarter ending September 2018	355	
Quarter ending December 2018	346	↓
Quarter ending March 2019	342	↓
Quarter ending June 2019	336	↓
Quarter ending September 2019	327	↓
Variance since September 2018	(7.9%)	↓



ACTIVITY



Month	Adjusted Scheduled Activity (UDA)	
	2019	2020
April	34	18
May	79	104
June	123	126
July	199	166
August	312	234
September	370	289
October	424	
November	512	
December	561	
January	629	
February	687	
March	742	
April	792	
May	792	
June	792	

QUALITY

	Quantity	Base Number	Contract	LHB	Wales
% of FP17s for the same patient ID Re-attending within 3 months - Children	5	186	2.7%	7.2%	10.7%
% of FP17s for the same patient ID Re-attending within 3 months - Adults	6	38	15.8%	12.7%	15.4%
% of FP17s for the same patient ID Re-attending between 3 & 9 months - Children	130	186	69.9%	58.3%	60.1%
% of FP17s for the same patient ID Re-attending between 3 & 9 months - Adults	20	38	52.6%	54.1%	56.7%
% of FP17s for Band 1 Urgent Courses	10	201	5.0%	7.6%	9.1%
% of FP17s Relating to Free Repair or Replacements	0	201	0.0%	0.7%	0.7%
% of FP17s Relating to Continuations	0	201	0.0%	0.7%	0.6%
% of Patients satisfied with the dentistry they have received	0	0	N/A	93.0%	93.0%
% of Patients satisfied with the time they had to wait for an appointment	0	0	N/A	85.3%	87.5%

* This is based on patients treated on this contract for their most recent course of treatment. Figures in italics indicate the base number of FP17s or Patient Questionnaire responses are less than 100. N/A is shown where the base number of responses is less than 10 during the period. % is calculated as Quantity/Base number*100

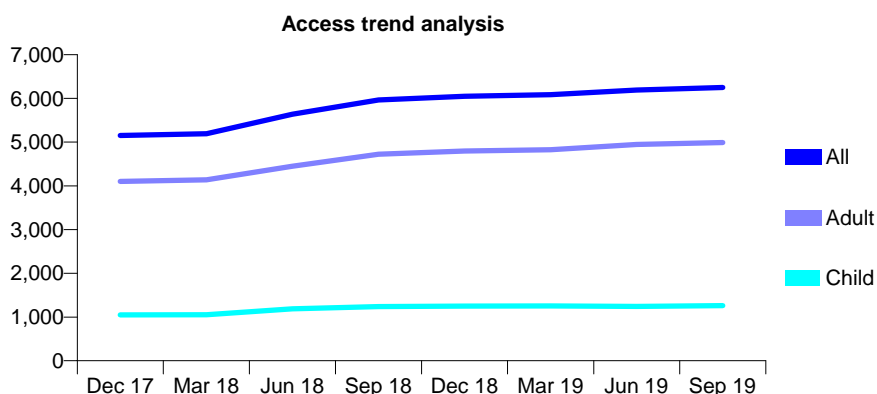
7A1 - Vital Signs At a Glance Contract Report for 182532/0001 - September 2019

Name or company name	R Jotangia
Contract type name	GDS Contract
Purpose of contract	General
Contract start date	18/04/2012
Contract end date	

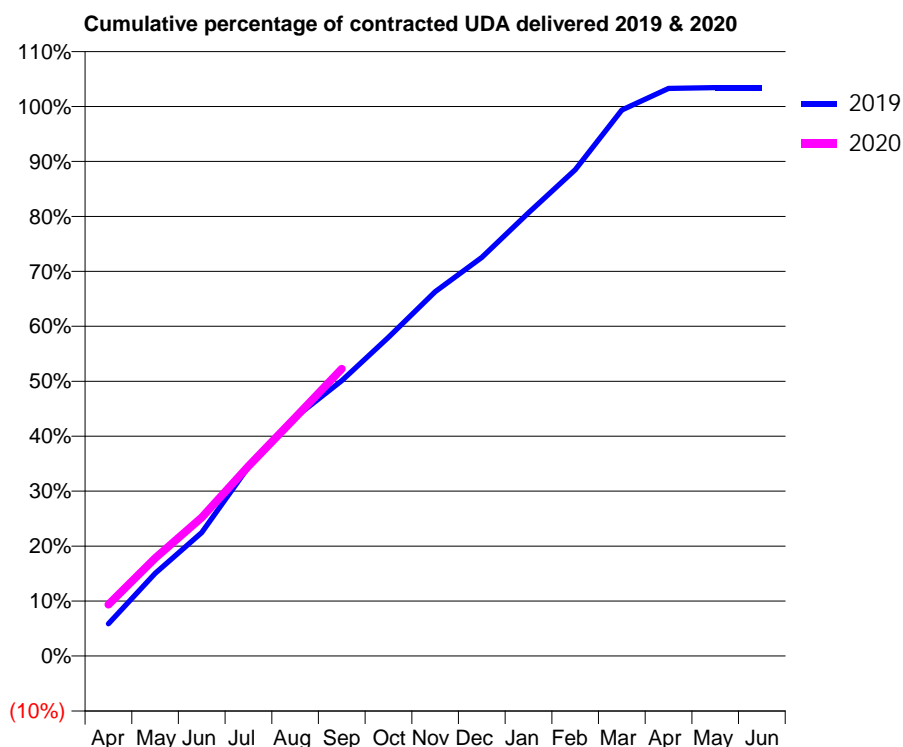
19/20 Contracted general activity (UDA)	17,648
Carry forward general activity (UDA)	-664
19/20 Contracted orthodontic activity (UOA)	0
Carry forward orthodontic activity (UOA)	0
Baseline contract value	£422,228.25

ACCESS*

Patients seen in 24 months	Total	Change since previous quarter
Quarter ending September 2018	5,963	
Quarter ending December 2018	6,046	→
Quarter ending March 2019	6,083	→
Quarter ending June 2019	6,190	→
Quarter ending September 2019	6,251	→
Variance since September 2018	4.8%	↑



ACTIVITY



Month	Adjusted Scheduled Activity (UDA)	
	2019	2020
April	1,140	1,655
May	2,914	3,143
June	4,351	4,449
July	6,657	6,094
August	8,410	7,657
September	9,698	9,224
October	11,229	
November	12,832	
December	14,038	
January	15,612	
February	17,129	
March	19,233	
April	19,988	
May	20,019	
June	20,020	

QUALITY

	Quantity	Base Number	Contract	LHB	Wales
% of FP17s for the same patient ID Re-attending within 3 months - Children	42	975	4.3%	7.2%	10.7%
% of FP17s for the same patient ID Re-attending within 3 months - Adults	338	3,410	9.9%	12.7%	15.4%
% of FP17s for the same patient ID Re-attending between 3 & 9 months - Children	622	975	63.8%	58.3%	60.1%
% of FP17s for the same patient ID Re-attending between 3 & 9 months - Adults	1,737	3,410	50.9%	54.1%	56.7%
% of FP17s for Band 1 Urgent Courses	252	4,076	6.2%	7.6%	9.1%
% of FP17s Relating to Free Repair or Replacements	26	4,076	0.6%	0.7%	0.7%
% of FP17s Relating to Continuations	38	4,076	0.9%	0.7%	0.6%
% of Patients satisfied with the dentistry they have received	13	14	92.9%	93.0%	93.0%
% of Patients satisfied with the time they had to wait for an appointment	12	14	85.7%	85.3%	87.5%

* This is based on patients treated on this contract for their most recent course of treatment. Figures in italics indicate the base number of FP17s or Patient Questionnaire responses are less than 100. N/A is shown where the base number of responses is less than 10 during the period. % is calculated as Quantity/Base number*100

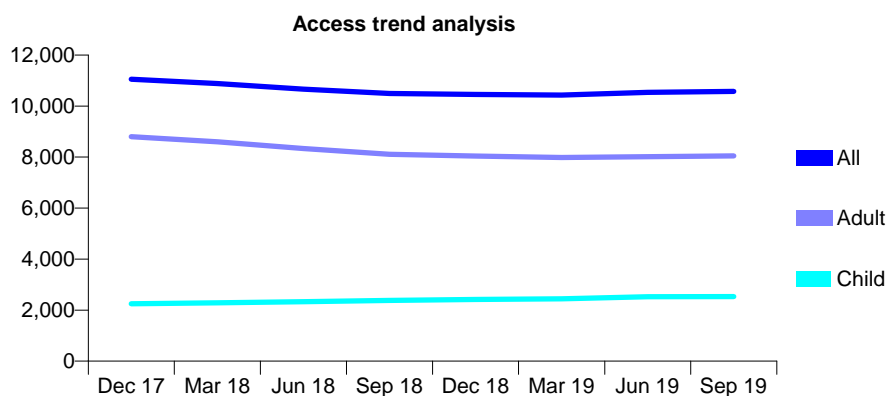
7A1 - Vital Signs At a Glance Contract Report for 186023/0001 - September 2019

Name or company name	D N Dental Limited
Contract type name	Pilot Contract
Purpose of contract	General
Contract start date	01/05/2012
Contract end date	

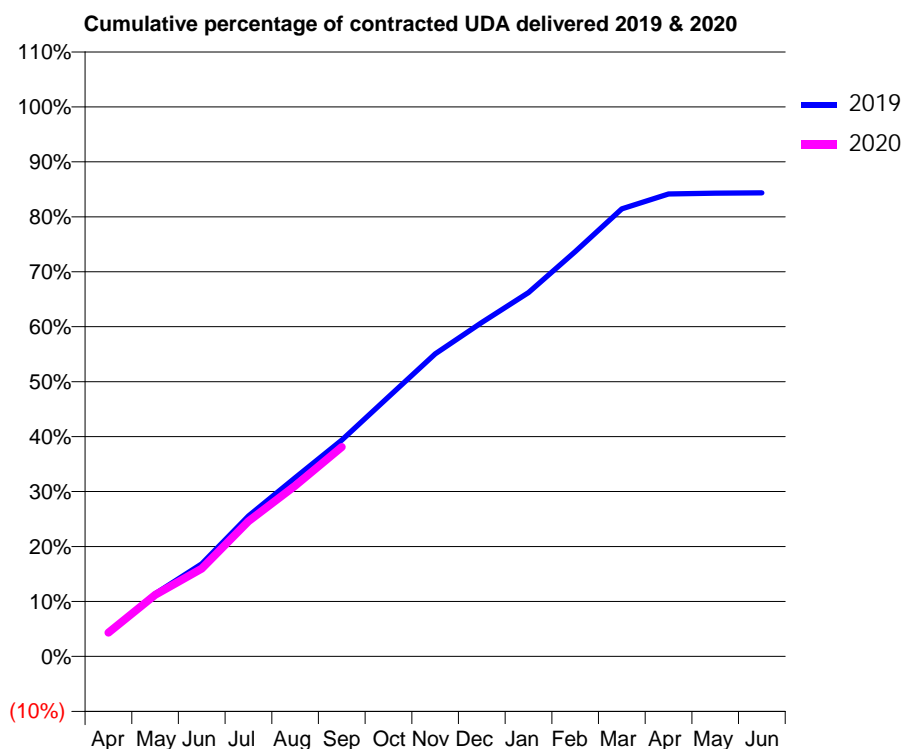
19/20 Contracted general activity (UDA)	36,000
Carry forward general activity (UDA)	0
19/20 Contracted orthodontic activity (UOA)	0
Carry forward orthodontic activity (UOA)	0
Baseline contract value	£885,585.83

ACCESS*

Patients seen in 24 months	Total	Change since previous quarter
Quarter ending September 2018	10,492	
Quarter ending December 2018	10,455	→
Quarter ending March 2019	10,431	→
Quarter ending June 2019	10,539	→
Quarter ending September 2019	10,573	→
Variance since September 2018	0.8%	→



ACTIVITY



Month	Adjusted Scheduled Activity (UDA)	
	2019	2020
April	1,545	1,564
May	4,105	4,035
June	6,068	5,751
July	9,203	8,857
August	11,698	11,184
September	14,163	13,719
October	16,993	
November	19,818	
December	21,880	
January	23,835	
February	26,516	
March	29,320	
April	30,293	
May	30,348	
June	30,363	

QUALITY

	Quantity	Base Number	Contract	LHB	Wales
% of FP17s for the same patient ID Re-attending within 3 months - Children	72	1,926	3.7%	7.2%	10.7%
% of FP17s for the same patient ID Re-attending within 3 months - Adults	738	6,200	11.9%	12.7%	15.4%
% of FP17s for the same patient ID Re-attending between 3 & 9 months - Children	1,188	1,926	61.7%	58.3%	60.1%
% of FP17s for the same patient ID Re-attending between 3 & 9 months - Adults	3,516	6,200	56.7%	54.1%	56.7%
% of FP17s for Band 1 Urgent Courses	432	7,601	5.7%	7.6%	9.1%
% of FP17s Relating to Free Repair or Replacements	78	7,601	1.0%	0.7%	0.7%
% of FP17s Relating to Continuations	43	7,601	0.6%	0.7%	0.6%
% of Patients satisfied with the dentistry they have received	8	8	N/A	93.0%	93.0%
% of Patients satisfied with the time they had to wait for an appointment	7	8	N/A	85.3%	87.5%

* This is based on patients treated on this contract for their most recent course of treatment. Figures in italics indicate the base number of FP17s or Patient Questionnaire responses are less than 100. N/A is shown where the base number of responses is less than 10 during the period. % is calculated as Quantity/Base number*100

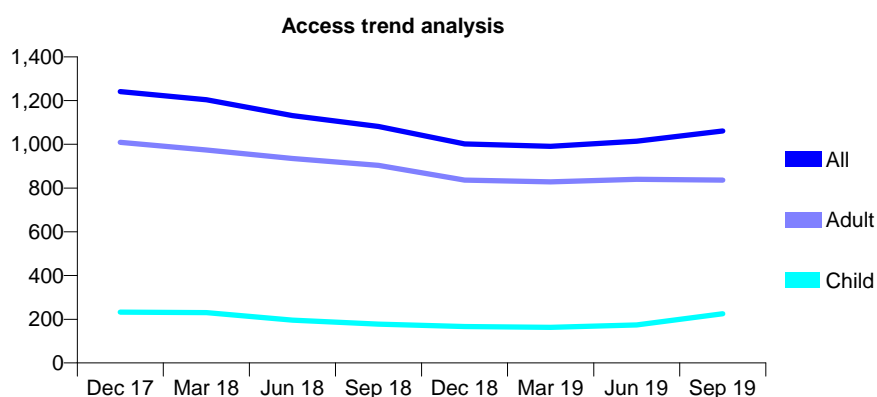
7A1 - Vital Signs At a Glance Contract Report for 187011/0002 - September 2019

Name or company name	Betsi Cadwaladr University Health Board
Contract type name	PDS Contract
Purpose of contract	General
Contract start date	01/04/2006
Contract end date	31/03/2020

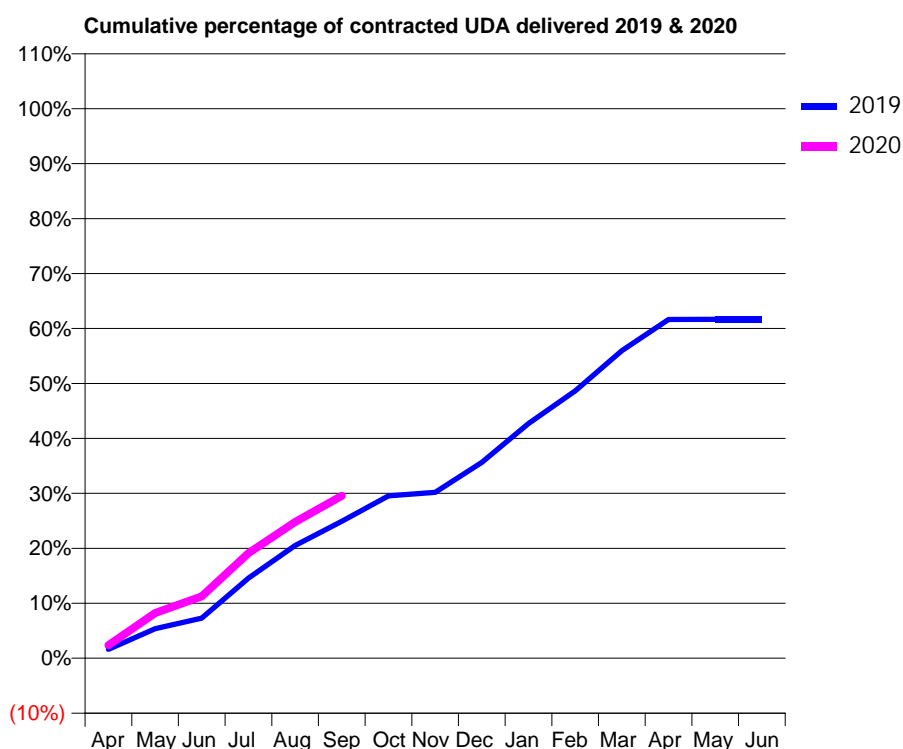
19/20 Contracted general activity (UDA)	3,605
Carry forward general activity (UDA)	0
19/20 Contracted orthodontic activity (UOA)	0
Carry forward orthodontic activity (UOA)	0
Baseline contract value	£71,901.76

ACCESS*

Patients seen in 24 months	Total	Change since previous quarter
Quarter ending September 2018	1,082	
Quarter ending December 2018	1,002	↓
Quarter ending March 2019	991	↓
Quarter ending June 2019	1,014	↑
Quarter ending September 2019	1,061	↑
Variance since September 2018	(1.9%)	↓



ACTIVITY



Adjusted Scheduled Activity (UDA)		
Month	2019	2020
April	58	86
May	194	297
June	263	406
July	525	690
August	740	895
September	898	1,065
October	1,065	
November	1,088	
December	1,284	
January	1,540	
February	1,754	
March	2,018	
April	2,221	
May	2,223	
June	2,223	

QUALITY

	Quantity	Base Number	Contract	LHB	Wales
% of FP17s for the same patient ID Re-attending within 3 months - Children	0	145	0.0%	7.2%	10.7%
% of FP17s for the same patient ID Re-attending within 3 months - Adults	47	448	10.5%	12.7%	15.4%
% of FP17s for the same patient ID Re-attending between 3 & 9 months - Children	23	145	15.9%	58.3%	60.1%
% of FP17s for the same patient ID Re-attending between 3 & 9 months - Adults	152	448	33.9%	54.1%	56.7%
% of FP17s for Band 1 Urgent Courses	81	505	16.0%	7.6%	9.1%
% of FP17s Relating to Free Repair or Replacements	0	505	0.0%	0.7%	0.7%
% of FP17s Relating to Continuations	0	505	0.0%	0.7%	0.6%
% of Patients satisfied with the dentistry they have received	1	1	N/A	93.0%	93.0%
% of Patients satisfied with the time they had to wait for an appointment	0	1	N/A	85.3%	87.5%

* This is based on patients treated on this contract for their most recent course of treatment.

Figures in italics indicate the base number of FP17s or Patient Questionnaire responses are less than 100. N/A is shown where the base number of responses is less than 10 during the period. % is calculated as Quantity/Base number*100

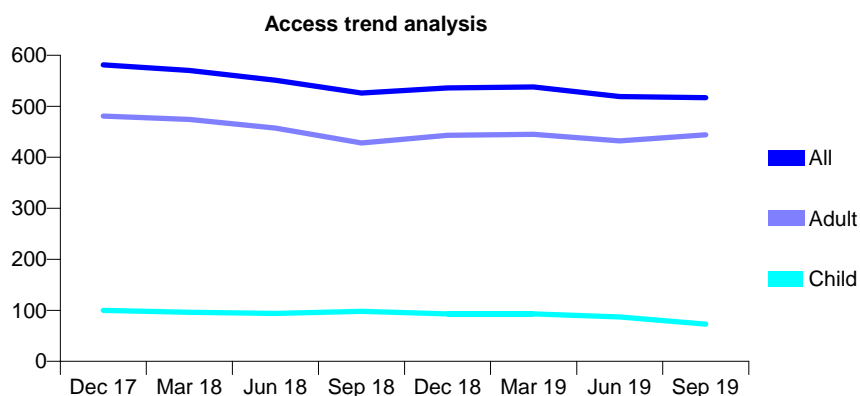
7A1 - Vital Signs At a Glance Contract Report for 187011/0004 - September 2019

Name or company name	Betsi Cadwaladr University Health Board
Contract type name	PDS Contract
Purpose of contract	General
Contract start date	01/04/2006
Contract end date	31/03/2020

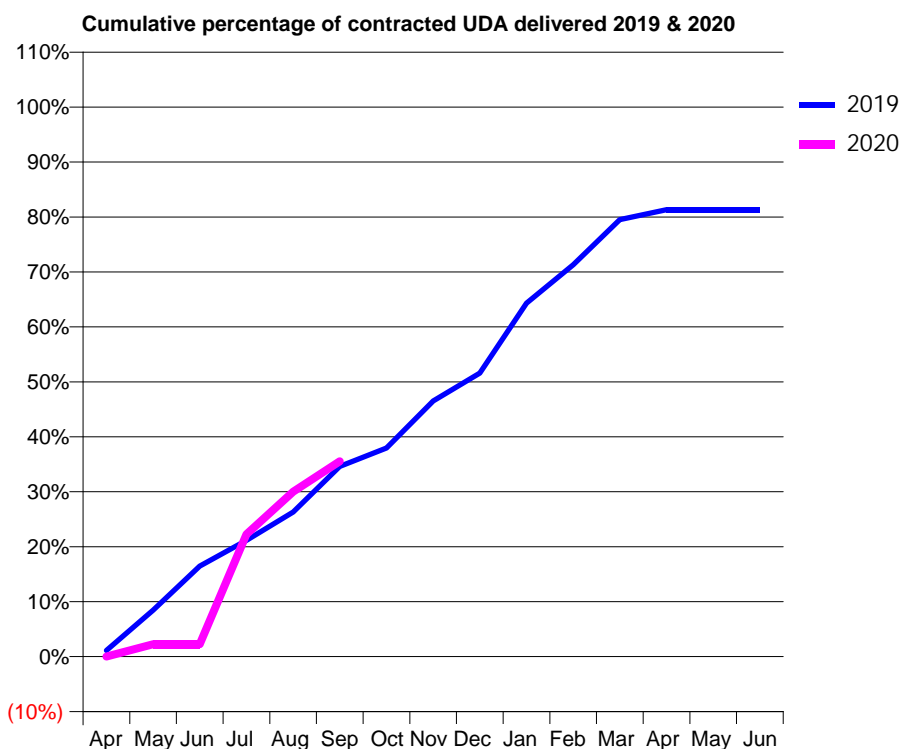
19/20 Contracted general activity (UDA)	1,500
Carry forward general activity (UDA)	0
19/20 Contracted orthodontic activity (UOA)	0
Carry forward orthodontic activity (UOA)	0
Baseline contract value	£38,171.97

ACCESS*

Patients seen in 24 months	Total	Change since previous quarter
Quarter ending September 2018	526	
Quarter ending December 2018	536	→
Quarter ending March 2019	538	→
Quarter ending June 2019	519	↓
Quarter ending September 2019	517	→
Variance since September 2018	(1.7%)	↓



ACTIVITY



Month	Adjusted Scheduled Activity (UDA)	
	2019	2020
April	17	0
May	127	34
June	247	34
July	317	334
August	395	450
September	519	533
October	570	
November	698	
December	774	
January	965	
February	1,070	
March	1,193	
April	1,220	
May	1,220	
June	1,220	

QUALITY

	Quantity	Base Number	Contract	LHB	Wales
% of FP17s for the same patient ID Re-attending within 3 months - Children	0	12	0.0%	7.2%	10.7%
% of FP17s for the same patient ID Re-attending within 3 months - Adults	8	194	4.1%	12.7%	15.4%
% of FP17s for the same patient ID Re-attending between 3 & 9 months - Children	4	12	33.3%	58.3%	60.1%
% of FP17s for the same patient ID Re-attending between 3 & 9 months - Adults	27	194	13.9%	54.1%	56.7%
% of FP17s for Band 1 Urgent Courses	1	191	0.5%	7.6%	9.1%
% of FP17s Relating to Free Repair or Replacements	0	191	0.0%	0.7%	0.7%
% of FP17s Relating to Continuations	0	191	0.0%	0.7%	0.6%
% of Patients satisfied with the dentistry they have received	0	0	N/A	93.0%	93.0%
% of Patients satisfied with the time they had to wait for an appointment	0	0	N/A	85.3%	87.5%

* This is based on patients treated on this contract for their most recent course of treatment. Figures in italics indicate the base number of FP17s or Patient Questionnaire responses are less than 100. N/A is shown where the base number of responses is less than 10 during the period. % is calculated as Quantity/Base number*100

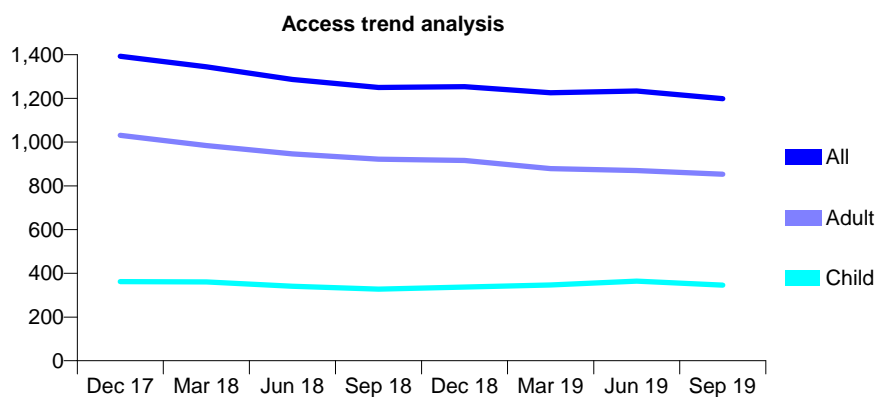
7A1 - Vital Signs At a Glance Contract Report for 187011/0005 - September 2019

Name or company name	Betsi Cadwaladr University Health Board
Contract type name	PDS Contract
Purpose of contract	General
Contract start date	02/04/2006
Contract end date	31/03/2020

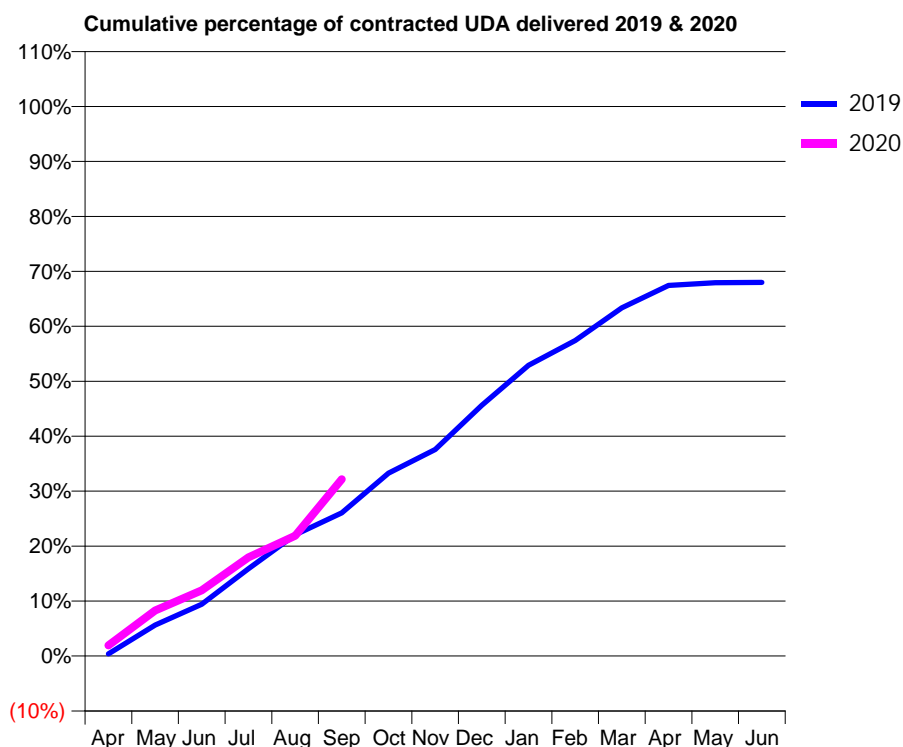
19/20 Contracted general activity (UDA)	3,200
Carry forward general activity (UDA)	0
19/20 Contracted orthodontic activity (UOA)	0
Carry forward orthodontic activity (UOA)	0
Baseline contract value	£86,241.40

ACCESS*

Patients seen in 24 months	Total	Change since previous quarter
Quarter ending September 2018	1,250	
Quarter ending December 2018	1,253	→
Quarter ending March 2019	1,226	↓
Quarter ending June 2019	1,234	→
Quarter ending September 2019	1,199	↓
Variance since September 2018	(4.1%)	↓



ACTIVITY



Month	Adjusted Scheduled Activity (UDA)	
	2019	2020
April	13	62
May	180	265
June	302	382
July	508	575
August	706	701
September	833	1,030
October	1,065	
November	1,202	
December	1,459	
January	1,693	
February	1,837	
March	2,027	
April	2,158	
May	2,174	
June	2,175	

QUALITY

	Quantity	Base Number	Contract	LHB	Wales
% of FP17s for the same patient ID Re-attending within 3 months - Children	12	205	5.9%	7.2%	10.7%
% of FP17s for the same patient ID Re-attending within 3 months - Adults	36	446	8.1%	12.7%	15.4%
% of FP17s for the same patient ID Re-attending between 3 & 9 months - Children	81	205	39.5%	58.3%	60.1%
% of FP17s for the same patient ID Re-attending between 3 & 9 months - Adults	160	446	35.9%	54.1%	56.7%
% of FP17s for Band 1 Urgent Courses	43	578	7.4%	7.6%	9.1%
% of FP17s Relating to Free Repair or Replacements	1	578	0.2%	0.7%	0.7%
% of FP17s Relating to Continuations	1	578	0.2%	0.7%	0.6%
% of Patients satisfied with the dentistry they have received	0	0	N/A	93.0%	93.0%
% of Patients satisfied with the time they had to wait for an appointment	0	0	N/A	85.3%	87.5%

* This is based on patients treated on this contract for their most recent course of treatment. Figures in italics indicate the base number of FP17s or Patient Questionnaire responses are less than 100. N/A is shown where the base number of responses is less than 10 during the period. % is calculated as Quantity/Base number*100

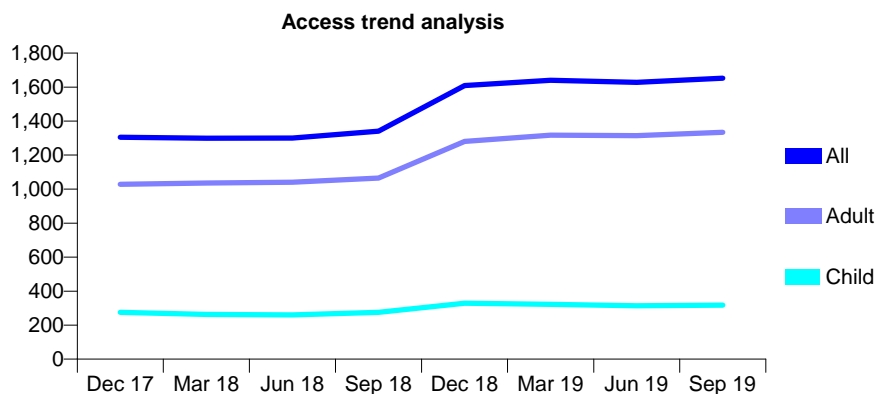
7A1 - Vital Signs At a Glance Contract Report for 188042/0001 - September 2019

Name or company name	T Ferguson
Contract type name	GDS Contract
Purpose of contract	General
Contract start date	01/08/2014
Contract end date	

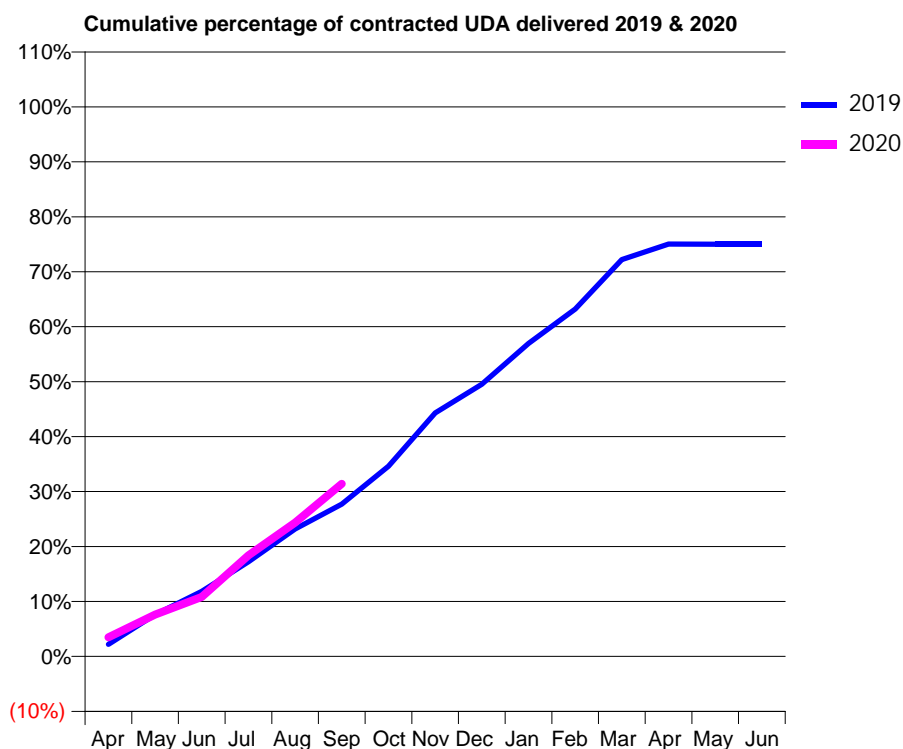
19/20 Contracted general activity (UDA)	6,805
Carry forward general activity (UDA)	0
19/20 Contracted orthodontic activity (UOA)	0
Carry forward orthodontic activity (UOA)	0
Baseline contract value	£213,987.86

ACCESS*

Patients seen in 24 months	Total	Change since previous quarter
Quarter ending September 2018	1,341	
Quarter ending December 2018	1,609	↑
Quarter ending March 2019	1,640	→
Quarter ending June 2019	1,628	→
Quarter ending September 2019	1,652	→
Variance since September 2018	23.2%	↑



ACTIVITY



Month	Adjusted Scheduled Activity (UDA)	
	2019	2020
April	173	237
May	600	519
June	928	735
July	1,351	1,250
August	1,820	1,659
September	2,175	2,138
October	2,719	
November	3,481	
December	3,888	
January	4,472	
February	4,963	
March	5,669	
April	5,891	
May	5,889	
June	5,889	

QUALITY

	Quantity	Base Number	Contract	LHB	Wales
% of FP17s for the same patient ID Re-attending within 3 months - Children	11	192	5.7%	7.2%	10.7%
% of FP17s for the same patient ID Re-attending within 3 months - Adults	74	829	8.9%	12.7%	15.4%
% of FP17s for the same patient ID Re-attending between 3 & 9 months - Children	107	192	55.7%	58.3%	60.1%
% of FP17s for the same patient ID Re-attending between 3 & 9 months - Adults	476	829	57.4%	54.1%	56.7%
% of FP17s for Band 1 Urgent Courses	73	947	7.7%	7.6%	9.1%
% of FP17s Relating to Free Repair or Replacements	6	947	0.6%	0.7%	0.7%
% of FP17s Relating to Continuations	1	947	0.1%	0.7%	0.6%
% of Patients satisfied with the dentistry they have received	1	1	N/A	93.0%	93.0%
% of Patients satisfied with the time they had to wait for an appointment	1	1	N/A	85.3%	87.5%

* This is based on patients treated on this contract for their most recent course of treatment. Figures in italics indicate the base number of FP17s or Patient Questionnaire responses are less than 100. N/A is shown where the base number of responses is less than 10 during the period. % is calculated as Quantity/Base number*100

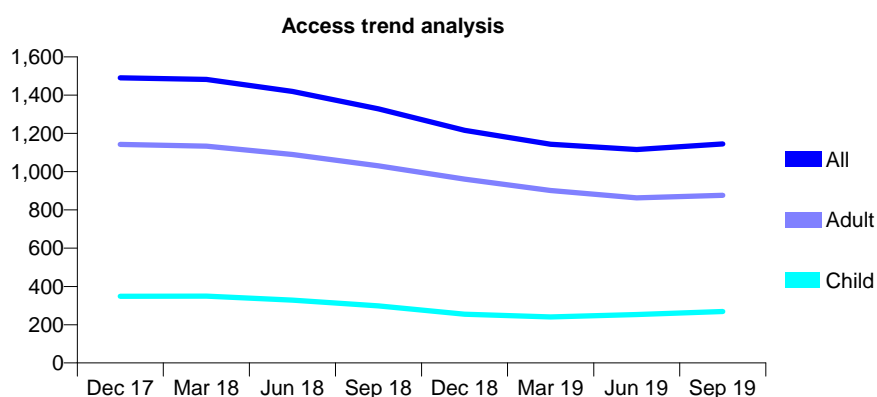
7A1 - Vital Signs At a Glance Contract Report for 192163/0001 - September 2019

Name or company name	Betsi Cadwaladr University Health Board
Contract type name	PDS Contract
Purpose of contract	General
Contract start date	29/03/2010
Contract end date	31/03/2020

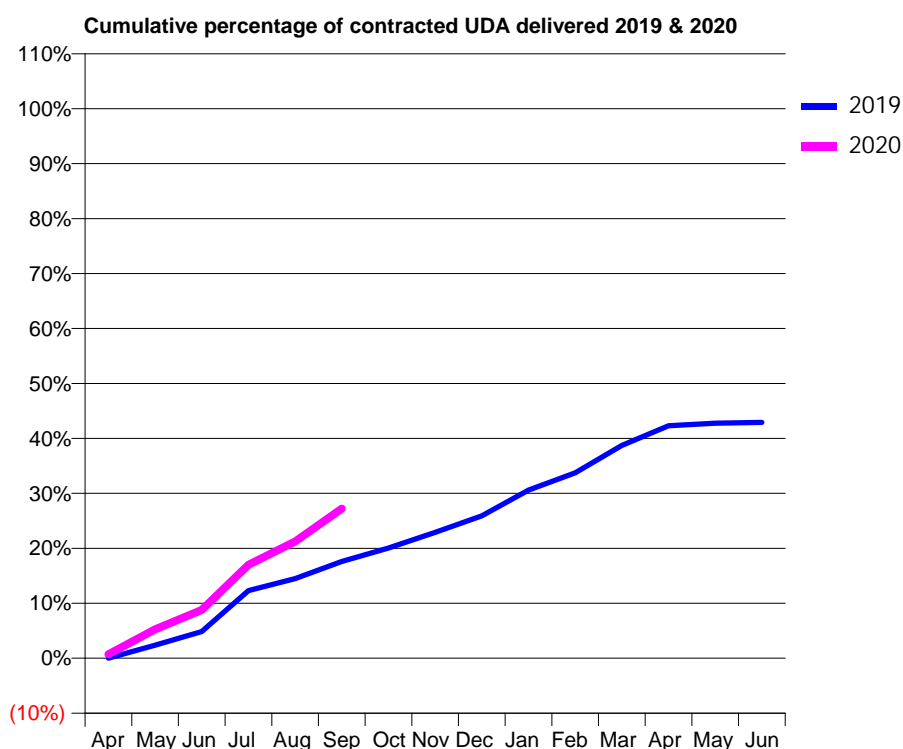
19/20 Contracted general activity (UDA)	4,368
Carry forward general activity (UDA)	0
19/20 Contracted orthodontic activity (UOA)	0
Carry forward orthodontic activity (UOA)	0
Baseline contract value	£173,867.16

ACCESS*

Patients seen in 24 months	Total	Change since previous quarter
Quarter ending September 2018	1,328	
Quarter ending December 2018	1,216	↓
Quarter ending March 2019	1,143	↓
Quarter ending June 2019	1,116	↓
Quarter ending September 2019	1,145	↑
Variance since September 2018	(13.8%)	↓



ACTIVITY



Month	Adjusted Scheduled Activity (UDA)	
	2019	2020
April	0	31
May	104	230
June	211	383
July	538	743
August	634	928
September	769	1,189
October	877	
November	1,000	
December	1,131	
January	1,336	
February	1,473	
March	1,691	
April	1,849	
May	1,869	
June	1,875	

QUALITY

	Quantity	Base Number	Contract	LHB	Wales
% of FP17s for the same patient ID Re-attending within 3 months - Children	11	175	6.3%	7.2%	10.7%
% of FP17s for the same patient ID Re-attending within 3 months - Adults	67	508	13.2%	12.7%	15.4%
% of FP17s for the same patient ID Re-attending between 3 & 9 months - Children	24	175	13.7%	58.3%	60.1%
% of FP17s for the same patient ID Re-attending between 3 & 9 months - Adults	110	508	21.7%	54.1%	56.7%
% of FP17s for Band 1 Urgent Courses	113	581	19.4%	7.6%	9.1%
% of FP17s Relating to Free Repair or Replacements	8	581	1.4%	0.7%	0.7%
% of FP17s Relating to Continuations	7	581	1.2%	0.7%	0.6%
% of Patients satisfied with the dentistry they have received	2	2	N/A	93.0%	93.0%
% of Patients satisfied with the time they had to wait for an appointment	1	2	N/A	85.3%	87.5%

* This is based on patients treated on this contract for their most recent course of treatment.

Figures in italics indicate the base number of FP17s or Patient Questionnaire responses are less than 100. N/A is shown where the base number of responses is less than 10 during the period. % is calculated as Quantity/Base number*100

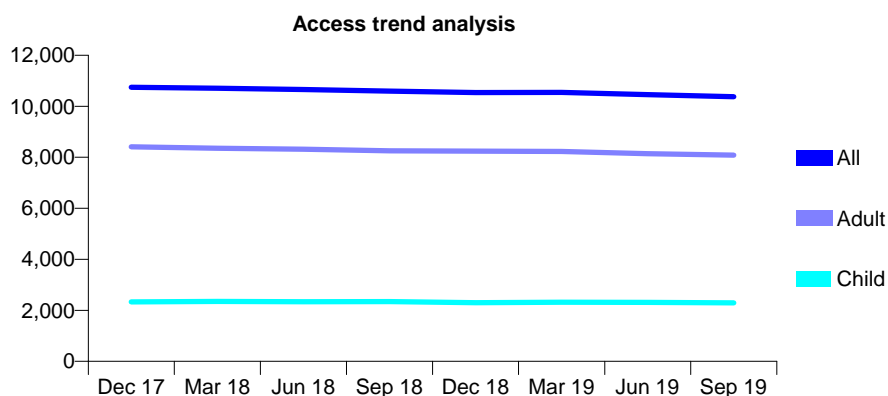
7A1 - Vital Signs At a Glance Contract Report for 193216/0001 - September 2019

Name or company name	Ruthin Dental
Contract type name	GDS Contract
Purpose of contract	General and Orthodontic
Contract start date	01/04/2013
Contract end date	

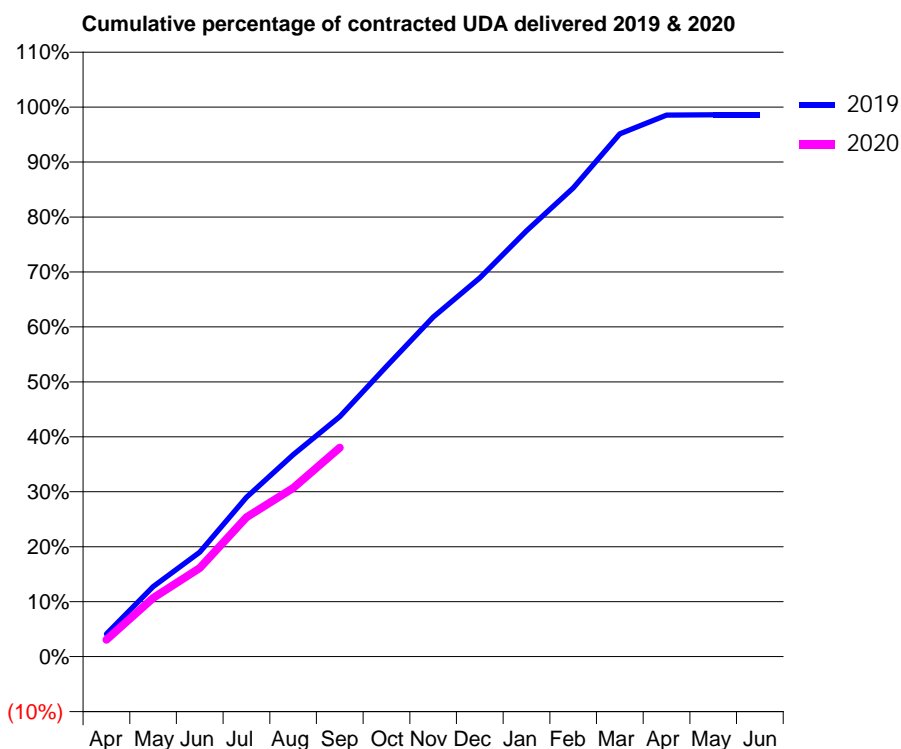
19/20 Contracted general activity (UDA)	32,000
Carry forward general activity (UDA)	438
19/20 Contracted orthodontic activity (UOA)	481
Carry forward orthodontic activity (UOA)	18
Baseline contract value	£872,297.96

ACCESS*

Patients seen in 24 months	Total	Change since previous quarter
Quarter ending September 2018	10,598	
Quarter ending December 2018	10,539	→
Quarter ending March 2019	10,546	→
Quarter ending June 2019	10,456	→
Quarter ending September 2019	10,377	→
Variance since September 2018	(2.1%)	↓



ACTIVITY



Month	Adjusted Scheduled Activity (UDA)	
	2019	2020
April	1,290	980
May	3,979	3,419
June	5,930	5,160
July	9,047	8,114
August	11,461	9,823
September	13,625	12,166
October	16,479	
November	19,278	
December	21,497	
January	24,169	
February	26,611	
March	29,687	
April	30,740	
May	30,758	
June	30,762	

QUALITY

	Quantity	Base Number	Contract	LHB	Wales
% of FP17s for the same patient ID Re-attending within 3 months - Children	107	1,800	5.9%	7.2%	10.7%
% of FP17s for the same patient ID Re-attending within 3 months - Adults	738	5,929	12.4%	12.7%	15.4%
% of FP17s for the same patient ID Re-attending between 3 & 9 months - Children	1,234	1,800	68.6%	58.3%	60.1%
% of FP17s for the same patient ID Re-attending between 3 & 9 months - Adults	3,410	5,929	57.5%	54.1%	56.7%
% of FP17s for Band 1 Urgent Courses	429	7,177	6.0%	7.6%	9.1%
% of FP17s Relating to Free Repair or Replacements	48	7,177	0.7%	0.7%	0.7%
% of FP17s Relating to Continuations	43	7,177	0.6%	0.7%	0.6%
% of Patients satisfied with the dentistry they have received	24	25	96.0%	93.0%	93.0%
% of Patients satisfied with the time they had to wait for an appointment	24	25	96.0%	85.3%	87.5%

* This is based on patients treated on this contract for their most recent course of treatment. Figures in italics indicate the base number of FP17s or Patient Questionnaire responses are less than 100. N/A is shown where the base number of responses is less than 10 during the period. % is calculated as Quantity/Base number*100

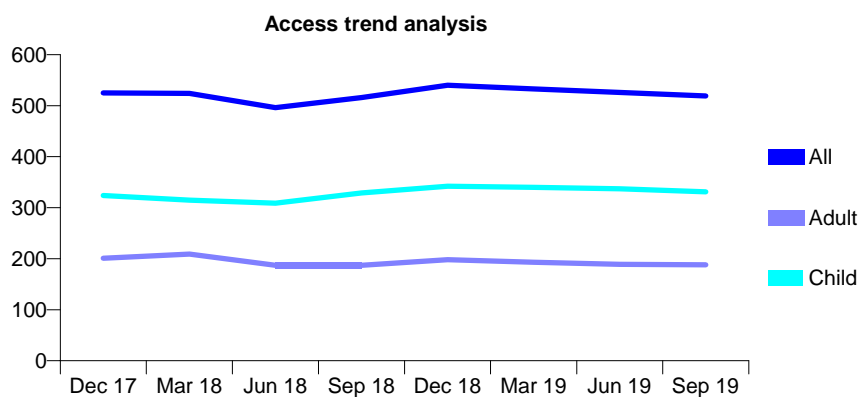
7A1 - Vital Signs At a Glance Contract Report for 196991/0001 - September 2019

Name or company name	Miss C Smith
Contract type name	GDS Contract
Purpose of contract	General
Contract start date	01/04/2015
Contract end date	

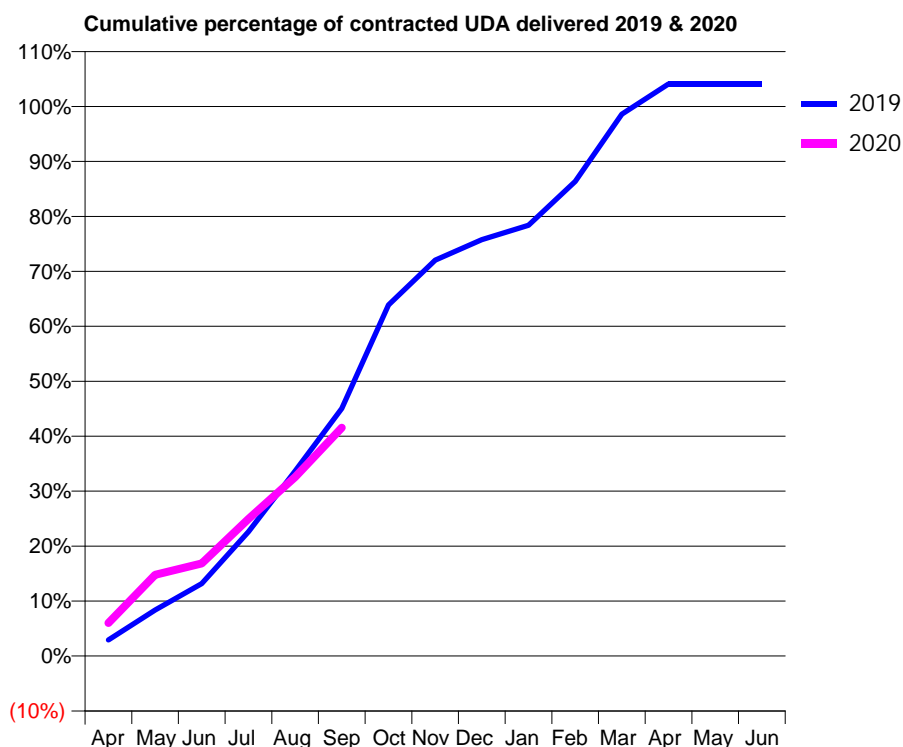
19/20 Contracted general activity (UDA)	1,320
Carry forward general activity (UDA)	-48
19/20 Contracted orthodontic activity (UOA)	0
Carry forward orthodontic activity (UOA)	0
Baseline contract value	£34,119.05

ACCESS*

Patients seen in 24 months	Total	Change since previous quarter
Quarter ending September 2018	516	
Quarter ending December 2018	540	↑
Quarter ending March 2019	533	↓
Quarter ending June 2019	526	↓
Quarter ending September 2019	519	↓
Variance since September 2018	0.6%	→



ACTIVITY



Month	Adjusted Scheduled Activity (UDA)	
	2019	2020
April	34	80
May	98	195
June	154	223
July	265	329
August	394	430
September	527	549
October	747	
November	843	
December	886	
January	917	
February	1,010	
March	1,153	
April	1,218	
May	1,218	
June	1,218	

QUALITY

	Quantity	Base Number	Contract	LHB	Wales
% of FP17s for the same patient ID Re-attending within 3 months - Children	13	235	5.5%	7.2%	10.7%
% of FP17s for the same patient ID Re-attending within 3 months - Adults	11	91	12.1%	12.7%	15.4%
% of FP17s for the same patient ID Re-attending between 3 & 9 months - Children	129	235	54.9%	58.3%	60.1%
% of FP17s for the same patient ID Re-attending between 3 & 9 months - Adults	53	91	58.2%	54.1%	56.7%
% of FP17s for Band 1 Urgent Courses	13	287	4.5%	7.6%	9.1%
% of FP17s Relating to Free Repair or Replacements	0	287	0.0%	0.7%	0.7%
% of FP17s Relating to Continuations	0	287	0.0%	0.7%	0.6%
% of Patients satisfied with the dentistry they have received	1	1	N/A	93.0%	93.0%
% of Patients satisfied with the time they had to wait for an appointment	1	1	N/A	85.3%	87.5%

* This is based on patients treated on this contract for their most recent course of treatment. Figures in italics indicate the base number of FP17s or Patient Questionnaire responses are less than 100. N/A is shown where the base number of responses is less than 10 during the period. % is calculated as Quantity/Base number*100

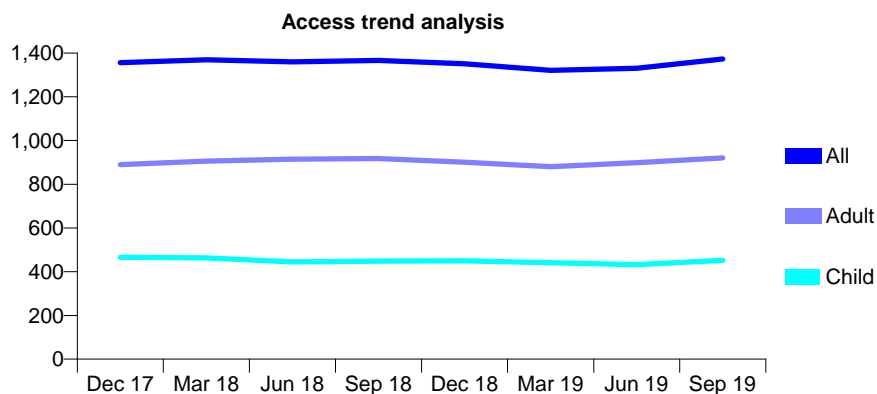
7A1 - Vital Signs At a Glance Contract Report for 197041/0001 - September 2019

Name or company name	Belmont House
Contract type name	GDS Contract
Purpose of contract	General
Contract start date	01/05/2008
Contract end date	

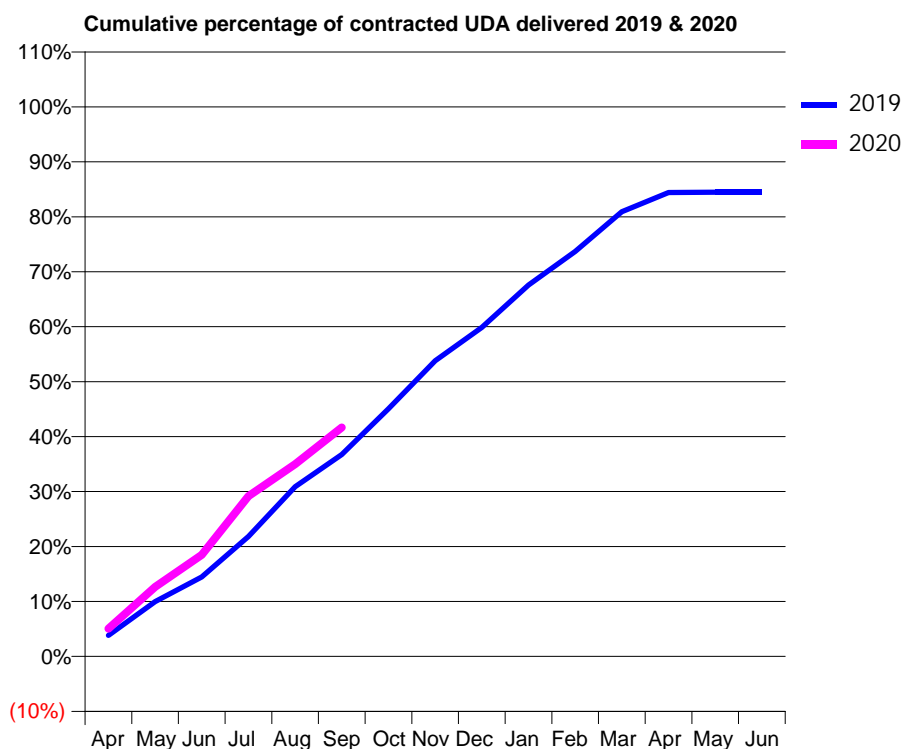
19/20 Contracted general activity (UDA)	3,846
Carry forward general activity (UDA)	0
19/20 Contracted orthodontic activity (UOA)	0
Carry forward orthodontic activity (UOA)	0
Baseline contract value	£119,085.59

ACCESS*

Patients seen in 24 months	Total	Change since previous quarter
Quarter ending September 2018	1,366	
Quarter ending December 2018	1,351	↓
Quarter ending March 2019	1,321	↓
Quarter ending June 2019	1,330	→
Quarter ending September 2019	1,373	↑
Variance since September 2018	0.5%	→



ACTIVITY



Month	2019	2020
April	147	194
May	384	486
June	556	711
July	840	1,122
August	1,188	1,346
September	1,413	1,602
October	1,734	
November	2,070	
December	2,302	
January	2,599	
February	2,834	
March	3,112	
April	3,246	
May	3,248	
June	3,248	

QUALITY

	Quantity	Base Number	Contract	LHB	Wales
% of FP17s for the same patient ID Re-attending within 3 months - Children	15	380	3.9%	7.2%	10.7%
% of FP17s for the same patient ID Re-attending within 3 months - Adults	69	704	9.8%	12.7%	15.4%
% of FP17s for the same patient ID Re-attending between 3 & 9 months - Children	276	380	72.6%	58.3%	60.1%
% of FP17s for the same patient ID Re-attending between 3 & 9 months - Adults	473	704	67.2%	54.1%	56.7%
% of FP17s for Band 1 Urgent Courses	34	1,004	3.4%	7.6%	9.1%
% of FP17s Relating to Free Repair or Replacements	0	1,004	0.0%	0.7%	0.7%
% of FP17s Relating to Continuations	0	1,004	0.0%	0.7%	0.6%
% of Patients satisfied with the dentistry they have received	3	3	N/A	93.0%	93.0%
% of Patients satisfied with the time they had to wait for an appointment	3	3	N/A	85.3%	87.5%

* This is based on patients treated on this contract for their most recent course of treatment. Figures in italics indicate the base number of FP17s or Patient Questionnaire responses are less than 100. N/A is shown where the base number of responses is less than 10 during the period. % is calculated as Quantity/Base number*100

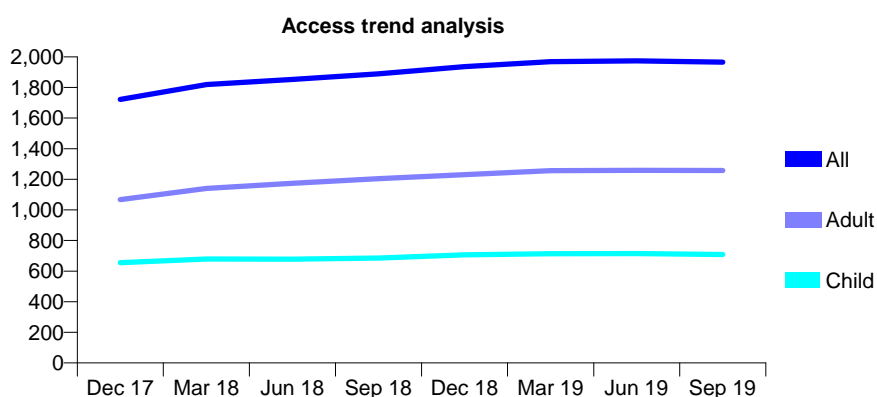
7A1 - Vital Signs At a Glance Contract Report for 199818/0001 - September 2019

Name or company name	Mr G Turner & Mr R Davies
Contract type name	GDS Contract
Purpose of contract	General
Contract start date	01/04/2009
Contract end date	

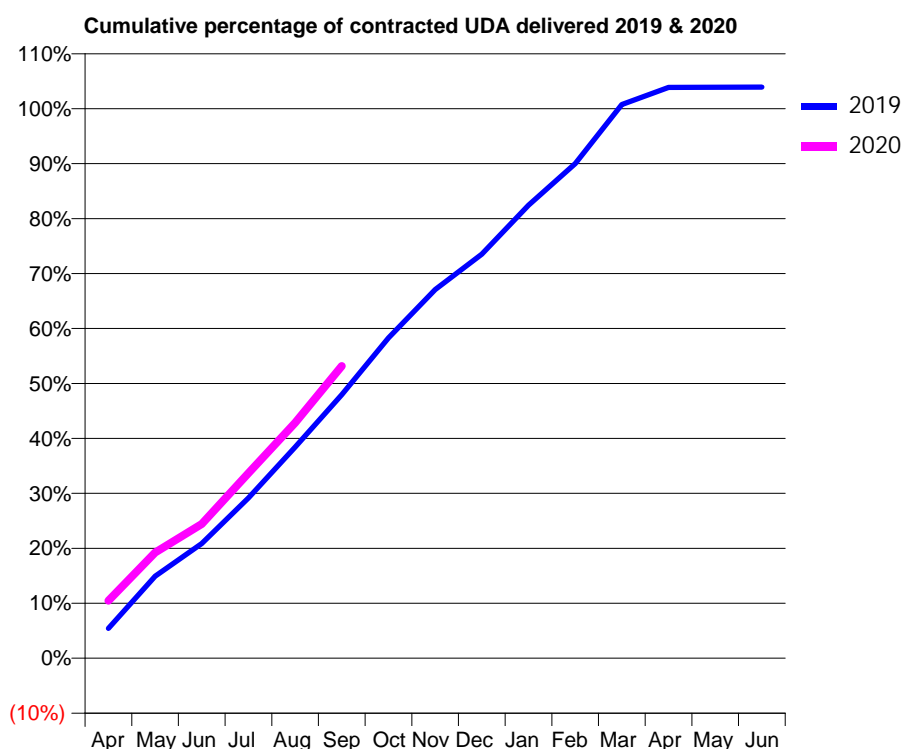
19/20 Contracted general activity (UDA)	5,000
Carry forward general activity (UDA)	-196
19/20 Contracted orthodontic activity (UOA)	0
Carry forward orthodontic activity (UOA)	0
Baseline contract value	£124,302.77

ACCESS*

Patients seen in 24 months	Total	Change since previous quarter
Quarter ending September 2018	1,889	
Quarter ending December 2018	1,936	↑
Quarter ending March 2019	1,969	→
Quarter ending June 2019	1,974	→
Quarter ending September 2019	1,966	→
Variance since September 2018	4.1%	↑



ACTIVITY



Month	2019	2020
April	273	523
May	747	962
June	1,044	1,221
July	1,459	1,683
August	1,922	2,142
September	2,396	2,658
October	2,914	
November	3,354	
December	3,676	
January	4,121	
February	4,500	
March	5,037	
April	5,193	
May	5,195	
June	5,196	

QUALITY

	Quantity	Base Number	Contract	LHB	Wales
% of FP17s for the same patient ID Re-attending within 3 months - Children	35	674	5.2%	7.2%	10.7%
% of FP17s for the same patient ID Re-attending within 3 months - Adults	125	1,087	11.5%	12.7%	15.4%
% of FP17s for the same patient ID Re-attending between 3 & 9 months - Children	537	674	79.7%	58.3%	60.1%
% of FP17s for the same patient ID Re-attending between 3 & 9 months - Adults	810	1,087	74.5%	54.1%	56.7%
% of FP17s for Band 1 Urgent Courses	93	1,650	5.6%	7.6%	9.1%
% of FP17s Relating to Free Repair or Replacements	16	1,650	1.0%	0.7%	0.7%
% of FP17s Relating to Continuations	0	1,650	0.0%	0.7%	0.6%
% of Patients satisfied with the dentistry they have received	2	2	N/A	93.0%	93.0%
% of Patients satisfied with the time they had to wait for an appointment	2	2	N/A	85.3%	87.5%

* This is based on patients treated on this contract for their most recent course of treatment.

Figures in italics indicate the base number of FP17s or Patient Questionnaire responses are less than 100. N/A is shown where the base number of responses is less than 10 during the period. % is calculated as Quantity/Base number*100

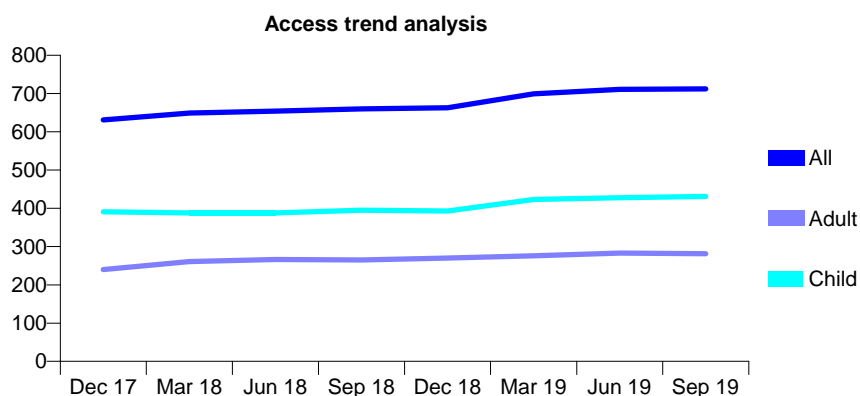
7A1 - Vital Signs At a Glance Contract Report for 206229/0003 - September 2019

Name or company name	Abergele Dental Surgery
Contract type name	GDS Contract
Purpose of contract	General
Contract start date	21/10/2014
Contract end date	

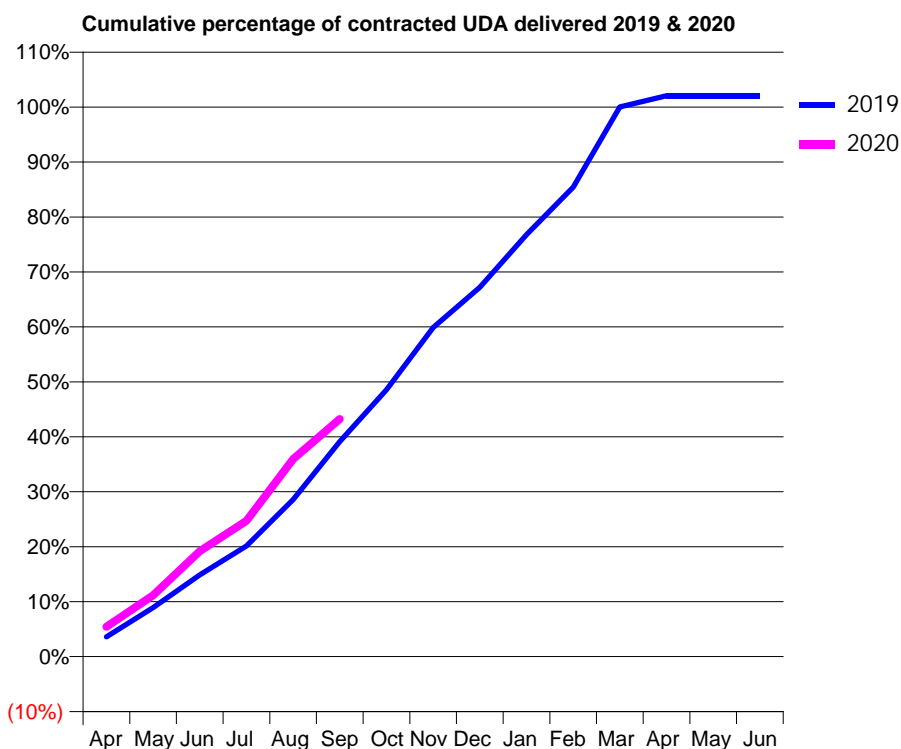
19/20 Contracted general activity (UDA)	1,714
Carry forward general activity (UDA)	-35
19/20 Contracted orthodontic activity (UOA)	0
Carry forward orthodontic activity (UOA)	0
Baseline contract value	£43,021.59

ACCESS*

Patients seen in 24 months	Total	Change since previous quarter
Quarter ending September 2018	660	
Quarter ending December 2018	663	→
Quarter ending March 2019	699	↑
Quarter ending June 2019	711	→
Quarter ending September 2019	712	→
Variance since September 2018	7.9%	↑



ACTIVITY



Month	Adjusted Scheduled Activity (UDA)	
	2019	2020
April	62	93
May	153	192
June	255	329
July	345	424
August	490	616
September	671	741
October	833	
November	1,026	
December	1,152	
January	1,316	
February	1,464	
March	1,714	
April	1,749	
May	1,749	
June	1,749	

QUALITY

	Quantity	Base Number	Contract	LHB	Wales
% of FP17s for the same patient ID Re-attending within 3 months - Children	19	333	5.7%	7.2%	10.7%
% of FP17s for the same patient ID Re-attending within 3 months - Adults	6	126	4.8%	12.7%	15.4%
% of FP17s for the same patient ID Re-attending between 3 & 9 months - Children	240	333	72.1%	58.3%	60.1%
% of FP17s for the same patient ID Re-attending between 3 & 9 months - Adults	85	126	67.5%	54.1%	56.7%
% of FP17s for Band 1 Urgent Courses	14	436	3.2%	7.6%	9.1%
% of FP17s Relating to Free Repair or Replacements	0	436	0.0%	0.7%	0.7%
% of FP17s Relating to Continuations	2	436	0.5%	0.7%	0.6%
% of Patients satisfied with the dentistry they have received	2	2	N/A	93.0%	93.0%
% of Patients satisfied with the time they had to wait for an appointment	2	2	N/A	85.3%	87.5%

* This is based on patients treated on this contract for their most recent course of treatment. Figures in italics indicate the base number of FP17s or Patient Questionnaire responses are less than 100. N/A is shown where the base number of responses is less than 10 during the period. % is calculated as Quantity/Base number*100

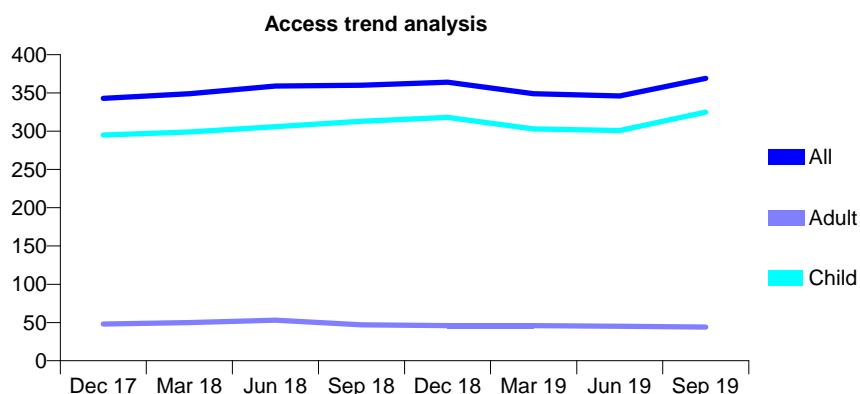
7A1 - Vital Signs At a Glance Contract Report for 219002/0001 - September 2019

Name or company name	MRS KJ PEARCE
Contract type name	GDS Contract
Purpose of contract	General
Contract start date	01/04/2006
Contract end date	

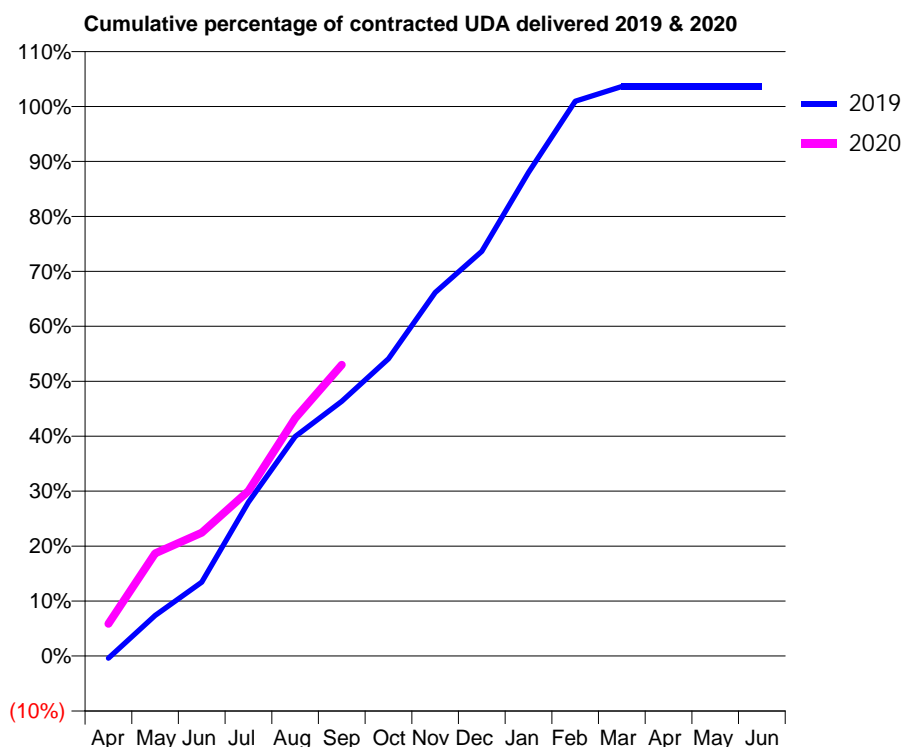
19/20 Contracted general activity (UDA)	750
Carry forward general activity (UDA)	-27
19/20 Contracted orthodontic activity (UOA)	0
Carry forward orthodontic activity (UOA)	0
Baseline contract value	£18,841.10

ACCESS*

Patients seen in 24 months	Total	Change since previous quarter
Quarter ending September 2018	360	
Quarter ending December 2018	364	→
Quarter ending March 2019	349	↓
Quarter ending June 2019	346	→
Quarter ending September 2019	369	↑
Variance since September 2018	2.5%	↑



ACTIVITY



Month	Adjusted Scheduled Activity (UDA)	
	2019	2020
April	-3	44
May	55	140
June	101	168
July	210	225
August	299	324
September	348	397
October	406	
November	496	
December	552	
January	660	
February	757	
March	777	
April	777	
May	777	
June	777	

QUALITY

	Quantity	Base Number	Contract	LHB	Wales
% of FP17s for the same patient ID Re-attending within 3 months - Children	17	255	6.7%	7.2%	10.7%
% of FP17s for the same patient ID Re-attending within 3 months - Adults	0	18	0.0%	12.7%	15.4%
% of FP17s for the same patient ID Re-attending between 3 & 9 months - Children	148	255	58.0%	58.3%	60.1%
% of FP17s for the same patient ID Re-attending between 3 & 9 months - Adults	9	18	50.0%	54.1%	56.7%
% of FP17s for Band 1 Urgent Courses	2	273	0.7%	7.6%	9.1%
% of FP17s Relating to Free Repair or Replacements	0	273	0.0%	0.7%	0.7%
% of FP17s Relating to Continuations	0	273	0.0%	0.7%	0.6%
% of Patients satisfied with the dentistry they have received	0	0	N/A	93.0%	93.0%
% of Patients satisfied with the time they had to wait for an appointment	0	0	N/A	85.3%	87.5%

* This is based on patients treated on this contract for their most recent course of treatment. Figures in italics indicate the base number of FP17s or Patient Questionnaire responses are less than 100. N/A is shown where the base number of responses is less than 10 during the period. % is calculated as Quantity/Base number*100

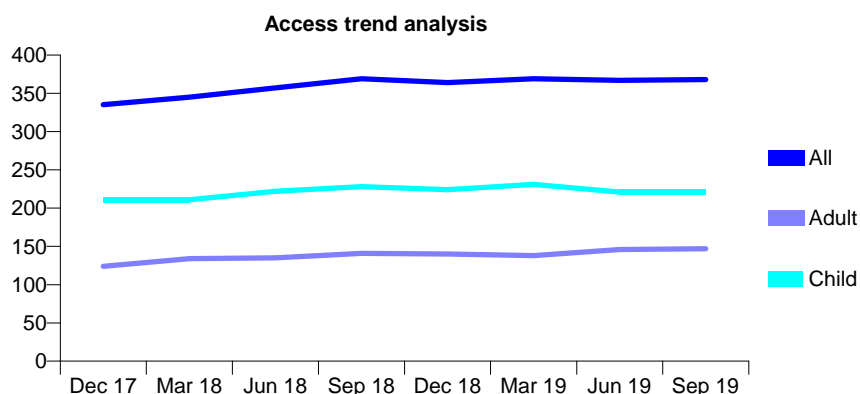
7A1 - Vital Signs At a Glance Contract Report for 221090/0001 - September 2019

Name or company name	MR CR ANDRADE
Contract type name	GDS Contract
Purpose of contract	General
Contract start date	01/04/2006
Contract end date	

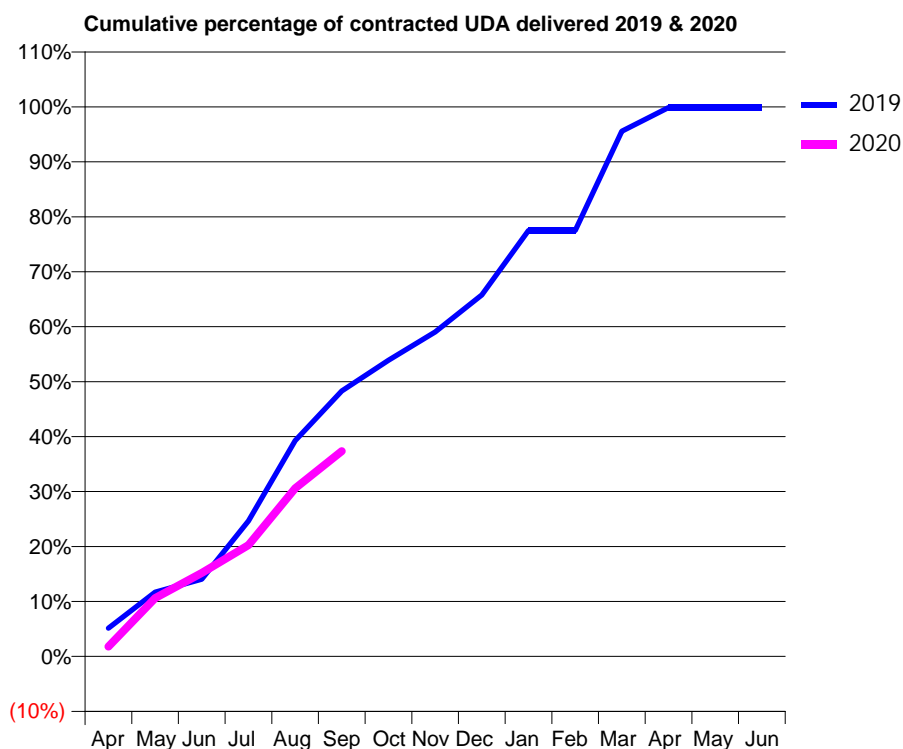
19/20 Contracted general activity (UDA)	833
Carry forward general activity (UDA)	1
19/20 Contracted orthodontic activity (UOA)	0
Carry forward orthodontic activity (UOA)	0
Baseline contract value	£19,383.66

ACCESS*

Patients seen in 24 months	Total	Change since previous quarter
Quarter ending September 2018	369	
Quarter ending December 2018	364	↓
Quarter ending March 2019	369	→
Quarter ending June 2019	367	→
Quarter ending September 2019	368	→
Variance since September 2018	(0.3%)	→



ACTIVITY



Month	Adjusted Scheduled Activity (UDA)	
	2019	2020
April	43	15
May	98	88
June	117	127
July	205	169
August	327	255
September	402	311
October	449	
November	492	
December	548	
January	646	
February	646	
March	796	
April	832	
May	832	
June	832	

QUALITY

	Quantity	Base Number	Contract	LHB	Wales
% of FP17s for the same patient ID Re-attending within 3 months - Children	13	161	8.1%	7.2%	10.7%
% of FP17s for the same patient ID Re-attending within 3 months - Adults	7	75	9.3%	12.7%	15.4%
% of FP17s for the same patient ID Re-attending between 3 & 9 months - Children	98	161	60.9%	58.3%	60.1%
% of FP17s for the same patient ID Re-attending between 3 & 9 months - Adults	50	75	66.7%	54.1%	56.7%
% of FP17s for Band 1 Urgent Courses	6	210	2.9%	7.6%	9.1%
% of FP17s Relating to Free Repair or Replacements	0	210	0.0%	0.7%	0.7%
% of FP17s Relating to Continuations	6	210	2.9%	0.7%	0.6%
% of Patients satisfied with the dentistry they have received	2	2	N/A	93.0%	93.0%
% of Patients satisfied with the time they had to wait for an appointment	2	2	N/A	85.3%	87.5%

* This is based on patients treated on this contract for their most recent course of treatment. Figures in italics indicate the base number of FP17s or Patient Questionnaire responses are less than 100. N/A is shown where the base number of responses is less than 10 during the period. % is calculated as Quantity/Base number*100

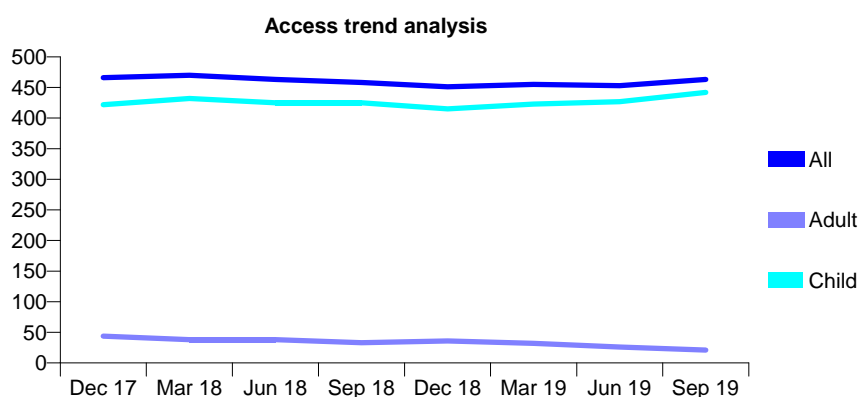
7A1 - Vital Signs At a Glance Contract Report for 231495/0001 - September 2019

Name or company name	EV Griffith & EW Iorwerth
Contract type name	GDS Contract
Purpose of contract	General
Contract start date	01/04/2006
Contract end date	

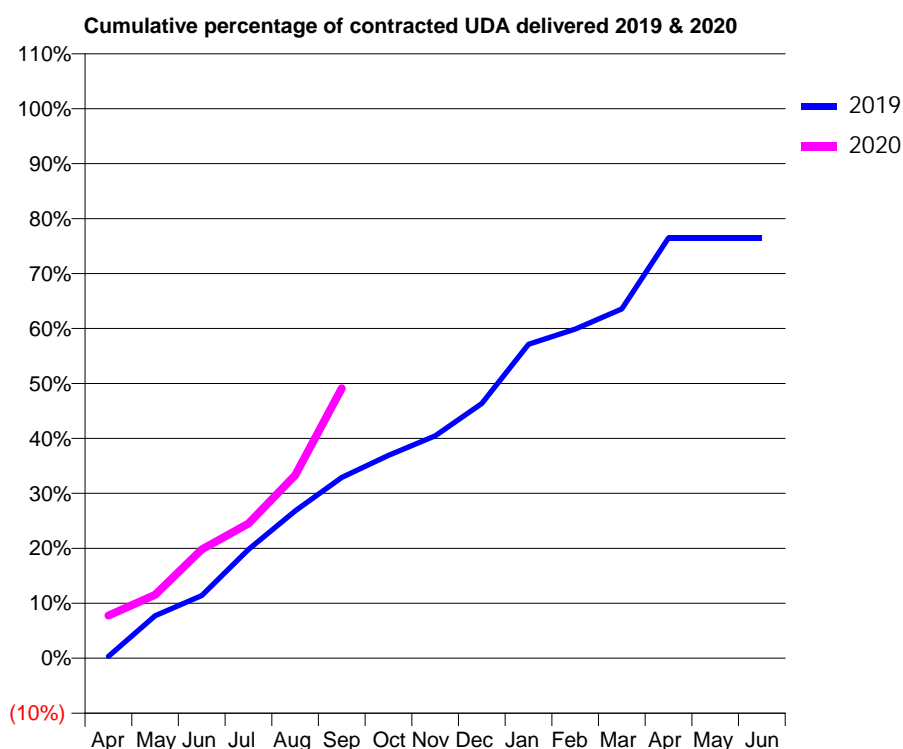
19/20 Contracted general activity (UDA)	875
Carry forward general activity (UDA)	0
19/20 Contracted orthodontic activity (UOA)	0
Carry forward orthodontic activity (UOA)	0
Baseline contract value	£21,790.68

ACCESS*

Patients seen in 24 months	Total	Change since previous quarter
Quarter ending September 2018	458	
Quarter ending December 2018	451	↓
Quarter ending March 2019	455	→
Quarter ending June 2019	453	→
Quarter ending September 2019	463	↑
Variance since September 2018	1.1%	→



ACTIVITY



Month	Adjusted Scheduled Activity (UDA)	
	2019	2020
April	3	68
May	68	101
June	100	173
July	173	214
August	235	291
September	288	430
October	323	
November	354	
December	405	
January	500	
February	524	
March	556	
April	669	
May	669	
June	669	

QUALITY

	Quantity	Base Number	Contract	LHB	Wales
% of FP17s for the same patient ID Re-attending within 3 months - Children	12	437	2.7%	7.2%	10.7%
% of FP17s for the same patient ID Re-attending within 3 months - Adults	0	0	N/A	12.7%	15.4%
% of FP17s for the same patient ID Re-attending between 3 & 9 months - Children	246	437	56.3%	58.3%	60.1%
% of FP17s for the same patient ID Re-attending between 3 & 9 months - Adults	0	0	N/A	54.1%	56.7%
% of FP17s for Band 1 Urgent Courses	4	346	1.2%	7.6%	9.1%
% of FP17s Relating to Free Repair or Replacements	0	346	0.0%	0.7%	0.7%
% of FP17s Relating to Continuations	1	346	0.3%	0.7%	0.6%
% of Patients satisfied with the dentistry they have received	1	1	N/A	93.0%	93.0%
% of Patients satisfied with the time they had to wait for an appointment	1	1	N/A	85.3%	87.5%

* This is based on patients treated on this contract for their most recent course of treatment.

Figures in italics indicate the base number of FP17s or Patient Questionnaire responses are less than 100. N/A is shown where the base number of responses is less than 10 during the period. % is calculated as Quantity/Base number*100

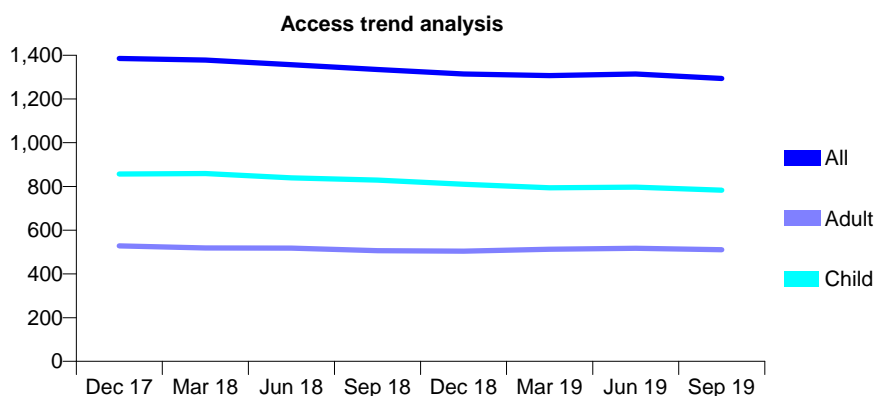
7A1 - Vital Signs At a Glance Contract Report for 231517/0001 - September 2019

Name or company name	MRS DV MARSHALL
Contract type name	GDS Contract
Purpose of contract	General
Contract start date	01/04/2006
Contract end date	

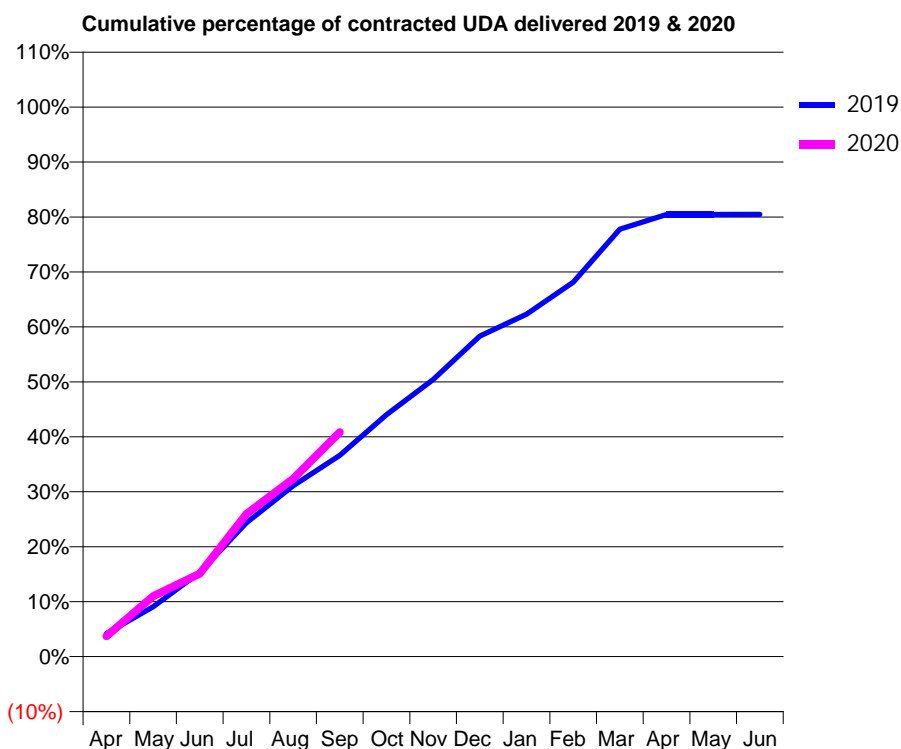
19/20 Contracted general activity (UDA)	3,920
Carry forward general activity (UDA)	0
19/20 Contracted orthodontic activity (UOA)	0
Carry forward orthodontic activity (UOA)	0
Baseline contract value	£101,323.23

ACCESS*

Patients seen in 24 months	Total	Change since previous quarter
Quarter ending September 2018	1,335	
Quarter ending December 2018	1,314	↓
Quarter ending March 2019	1,307	→
Quarter ending June 2019	1,314	→
Quarter ending September 2019	1,294	↓
Variance since September 2018	(3.1%)	↓



ACTIVITY



Month	Adjusted Scheduled Activity (UDA)	
	2019	2020
April	165	146
May	355	431
June	601	592
July	955	1,018
August	1,219	1,269
September	1,436	1,602
October	1,725	
November	1,977	
December	2,286	
January	2,442	
February	2,670	
March	3,048	
April	3,154	
May	3,154	
June	3,155	

QUALITY

	Quantity	Base Number	Contract	LHB	Wales
% of FP17s for the same patient ID Re-attending within 3 months - Children	42	558	7.5%	7.2%	10.7%
% of FP17s for the same patient ID Re-attending within 3 months - Adults	45	340	13.2%	12.7%	15.4%
% of FP17s for the same patient ID Re-attending between 3 & 9 months - Children	307	558	55.0%	58.3%	60.1%
% of FP17s for the same patient ID Re-attending between 3 & 9 months - Adults	208	340	61.2%	54.1%	56.7%
% of FP17s for Band 1 Urgent Courses	24	830	2.9%	7.6%	9.1%
% of FP17s Relating to Free Repair or Replacements	10	830	1.2%	0.7%	0.7%
% of FP17s Relating to Continuations	2	830	0.2%	0.7%	0.6%
% of Patients satisfied with the dentistry they have received	2	2	N/A	93.0%	93.0%
% of Patients satisfied with the time they had to wait for an appointment	1	2	N/A	85.3%	87.5%

* This is based on patients treated on this contract for their most recent course of treatment. Figures in italics indicate the base number of FP17s or Patient Questionnaire responses are less than 100. N/A is shown where the base number of responses is less than 10 during the period. % is calculated as Quantity/Base number*100

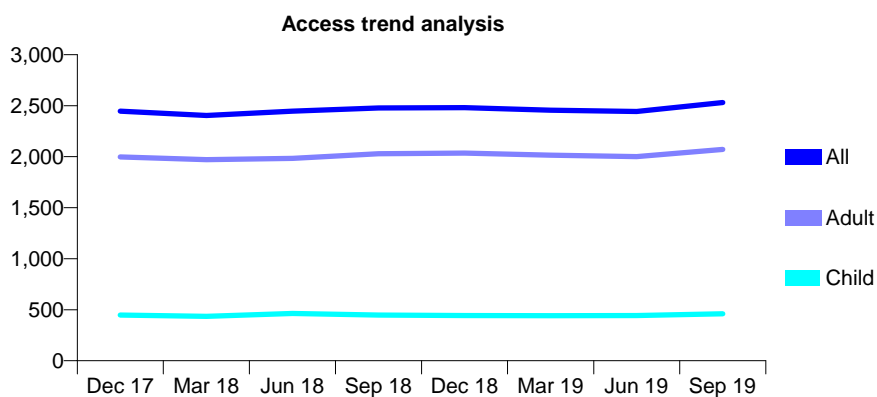
7A1 - Vital Signs At a Glance Contract Report for 234087/0001 - September 2019

Name or company name	MR TJ BEGGS
Contract type name	GDS Contract
Purpose of contract	General
Contract start date	01/04/2006
Contract end date	

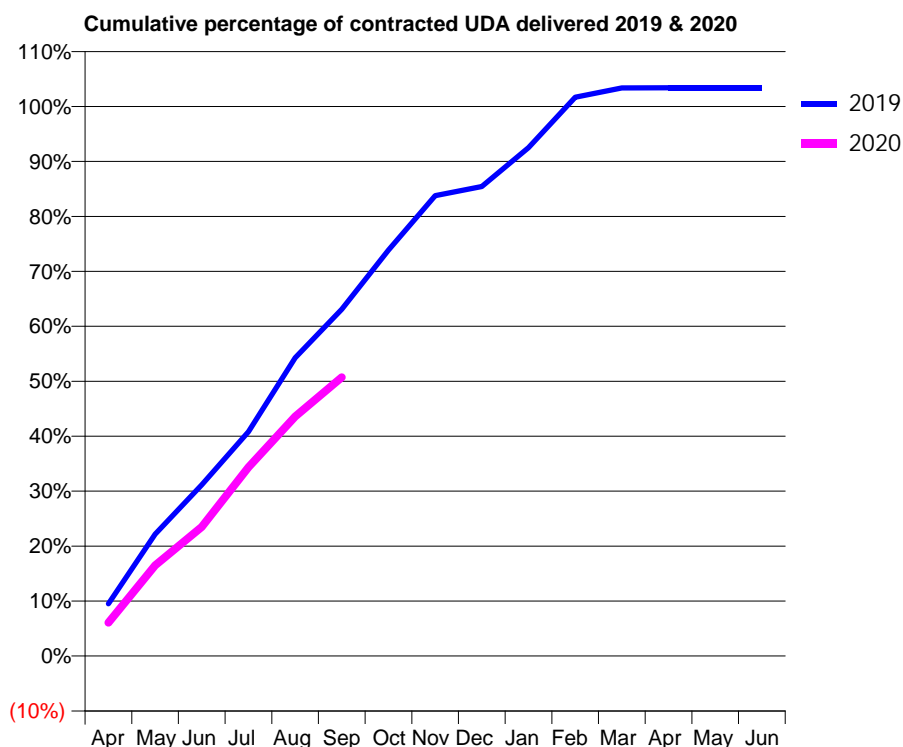
19/20 Contracted general activity (UDA)	7,067
Carry forward general activity (UDA)	-222
19/20 Contracted orthodontic activity (UOA)	0
Carry forward orthodontic activity (UOA)	0
Baseline contract value	£223,664.98

ACCESS*

Patients seen in 24 months	Total	Change since previous quarter
Quarter ending September 2018	2,478	
Quarter ending December 2018	2,480	→
Quarter ending March 2019	2,456	→
Quarter ending June 2019	2,444	→
Quarter ending September 2019	2,532	↑
Variance since September 2018	2.2%	↑



ACTIVITY



Month	Adjusted Scheduled Activity (UDA)	
	2019	2020
April	624	430
May	1,457	1,165
June	2,045	1,659
July	2,681	2,427
August	3,564	3,080
September	4,143	3,583
October	4,850	
November	5,500	
December	5,611	
January	6,074	
February	6,679	
March	6,788	
April	6,789	
May	6,789	
June	6,789	

QUALITY

	Quantity	Base Number	Contract	LHB	Wales
% of FP17s for the same patient ID Re-attending within 3 months - Children	17	303	5.6%	7.2%	10.7%
% of FP17s for the same patient ID Re-attending within 3 months - Adults	183	1,367	13.4%	12.7%	15.4%
% of FP17s for the same patient ID Re-attending between 3 & 9 months - Children	99	303	32.7%	58.3%	60.1%
% of FP17s for the same patient ID Re-attending between 3 & 9 months - Adults	485	1,367	35.5%	54.1%	56.7%
% of FP17s for Band 1 Urgent Courses	152	1,668	9.1%	7.6%	9.1%
% of FP17s Relating to Free Repair or Replacements	27	1,668	1.6%	0.7%	0.7%
% of FP17s Relating to Continuations	9	1,668	0.5%	0.7%	0.6%
% of Patients satisfied with the dentistry they have received	3	3	N/A	93.0%	93.0%
% of Patients satisfied with the time they had to wait for an appointment	3	3	N/A	85.3%	87.5%

* This is based on patients treated on this contract for their most recent course of treatment. Figures in italics indicate the base number of FP17s or Patient Questionnaire responses are less than 100. N/A is shown where the base number of responses is less than 10 during the period. % is calculated as Quantity/Base number*100

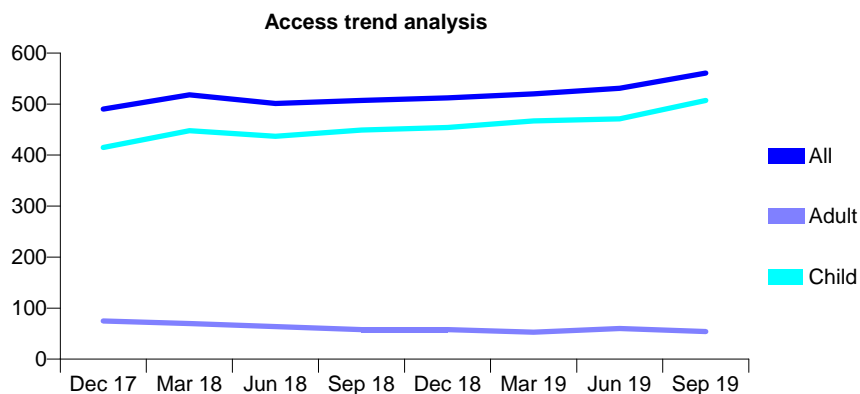
7A1 - Vital Signs At a Glance Contract Report for 238538/0001 - September 2019

Name or company name	MISS JM HARRINGTON
Contract type name	GDS Contract
Purpose of contract	General
Contract start date	01/04/2006
Contract end date	

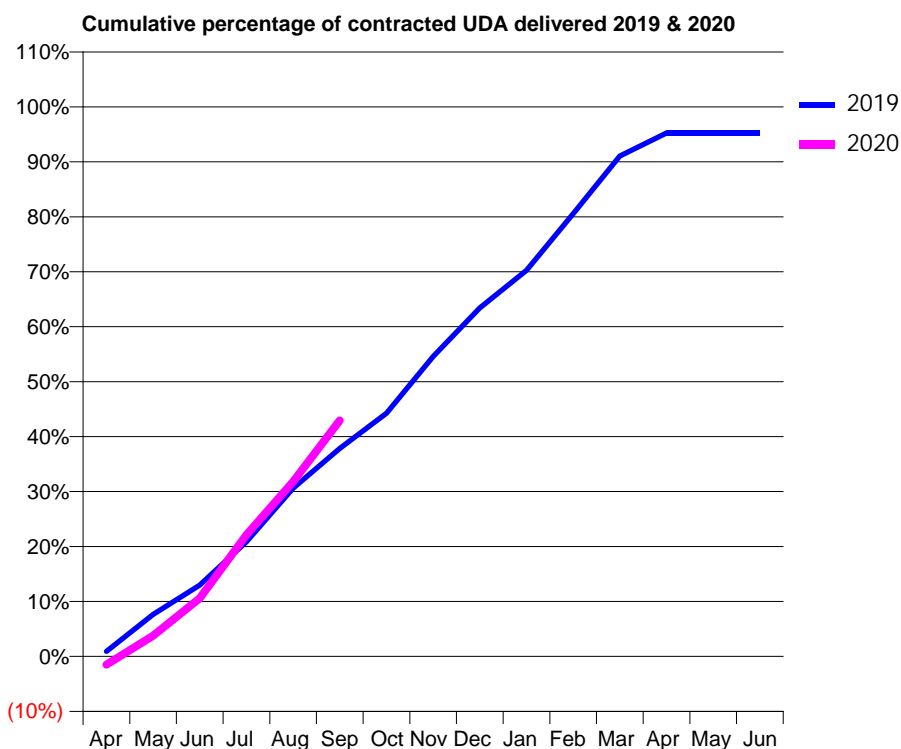
19/20 Contracted general activity (UDA)	1,283
Carry forward general activity (UDA)	61
19/20 Contracted orthodontic activity (UOA)	0
Carry forward orthodontic activity (UOA)	0
Baseline contract value	£34,679.11

ACCESS*

Patients seen in 24 months	Total	Change since previous quarter
Quarter ending September 2018	507	
Quarter ending December 2018	512	→
Quarter ending March 2019	520	→
Quarter ending June 2019	531	↑
Quarter ending September 2019	561	↑
Variance since September 2018	10.7%	↑



ACTIVITY



Month	2019	2020
April	12	-20
May	98	48
June	166	136
July	268	284
August	393	408
September	486	551
October	568	
November	700	
December	814	
January	902	
February	1,034	
March	1,168	
April	1,222	
May	1,222	
June	1,222	

QUALITY

	Quantity	Base Number	Contract	LHB	Wales
% of FP17s for the same patient ID Re-attending within 3 months - Children	23	440	5.2%	7.2%	10.7%
% of FP17s for the same patient ID Re-attending within 3 months - Adults	0	0	N/A	12.7%	15.4%
% of FP17s for the same patient ID Re-attending between 3 & 9 months - Children	272	440	61.8%	58.3%	60.1%
% of FP17s for the same patient ID Re-attending between 3 & 9 months - Adults	0	0	N/A	54.1%	56.7%
% of FP17s for Band 1 Urgent Courses	10	403	2.5%	7.6%	9.1%
% of FP17s Relating to Free Repair or Replacements	0	403	0.0%	0.7%	0.7%
% of FP17s Relating to Continuations	0	403	0.0%	0.7%	0.6%
% of Patients satisfied with the dentistry they have received	1	1	N/A	93.0%	93.0%
% of Patients satisfied with the time they had to wait for an appointment	1	1	N/A	85.3%	87.5%

* This is based on patients treated on this contract for their most recent course of treatment. Figures in italics indicate the base number of FP17s or Patient Questionnaire responses are less than 100. N/A is shown where the base number of responses is less than 10 during the period. % is calculated as Quantity/Base number*100

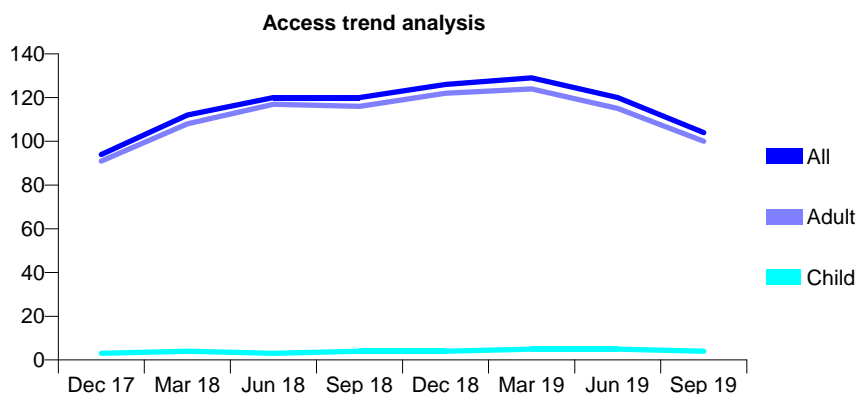
7A1 - Vital Signs At a Glance Contract Report for 238538/0002 - September 2019

Name or company name	MISS JM HARRINGTON
Contract type name	PDS Contract
Purpose of contract	General
Contract start date	01/04/2006
Contract end date	30/06/2019

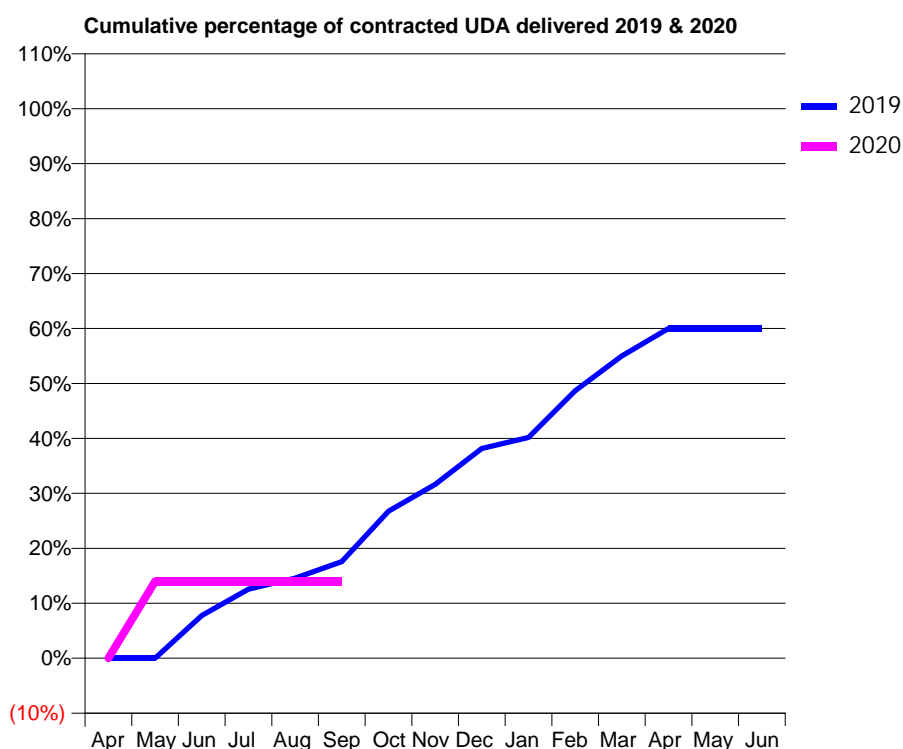
19/20 Contracted general activity (UDA)	60
Carry forward general activity (UDA)	0
19/20 Contracted orthodontic activity (UOA)	0
Carry forward orthodontic activity (UOA)	0
Baseline contract value	£2,353.00

ACCESS*

Patients seen in 24 months	Total	Change since previous quarter
Quarter ending September 2018	120	
Quarter ending December 2018	126	↑
Quarter ending March 2019	129	↑
Quarter ending June 2019	120	↓
Quarter ending September 2019	104	↓
Variance since September 2018	(13.3%)	↓



ACTIVITY



Month	Adjusted Scheduled Activity (UDA)	
	2019	2020
April	0	0
May	0	8
June	19	8
July	30	8
August	35	8
September	42	8
October	64	
November	76	
December	92	
January	96	
February	117	
March	132	
April	144	
May	144	
June	144	

QUALITY

	Quantity	Base Number	Contract	LHB	Wales
% of FP17s for the same patient ID Re-attending within 3 months - Children	0	1	0.0%	7.2%	10.7%
% of FP17s for the same patient ID Re-attending within 3 months - Adults	0	14	0.0%	12.7%	15.4%
% of FP17s for the same patient ID Re-attending between 3 & 9 months - Children	0	1	0.0%	58.3%	60.1%
% of FP17s for the same patient ID Re-attending between 3 & 9 months - Adults	0	14	0.0%	54.1%	56.7%
% of FP17s for Band 1 Urgent Courses	7	8	87.5%	7.6%	9.1%
% of FP17s Relating to Free Repair or Replacements	0	8	0.0%	0.7%	0.7%
% of FP17s Relating to Continuations	0	8	0.0%	0.7%	0.6%
% of Patients satisfied with the dentistry they have received	1	1	N/A	93.0%	93.0%
% of Patients satisfied with the time they had to wait for an appointment	1	1	N/A	85.3%	87.5%

* This is based on patients treated on this contract for their most recent course of treatment.

Figures in italics indicate the base number of FP17s or Patient Questionnaire responses are less than 100. N/A is shown where the base number of responses is less than 10 during the period. % is calculated as Quantity/Base number*100

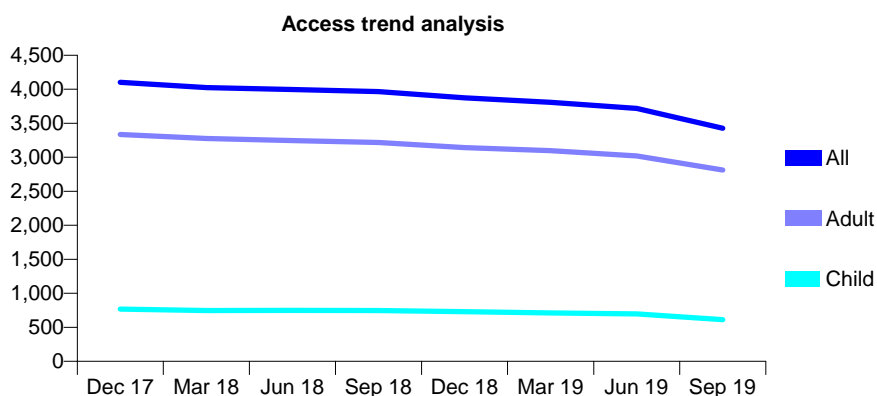
7A1 - Vital Signs At a Glance Contract Report for 250899/0001 - September 2019

Name or company name	MR H MAERIVOET
Contract type name	GDS Contract
Purpose of contract	General
Contract start date	01/04/2006
Contract end date	30/06/2019

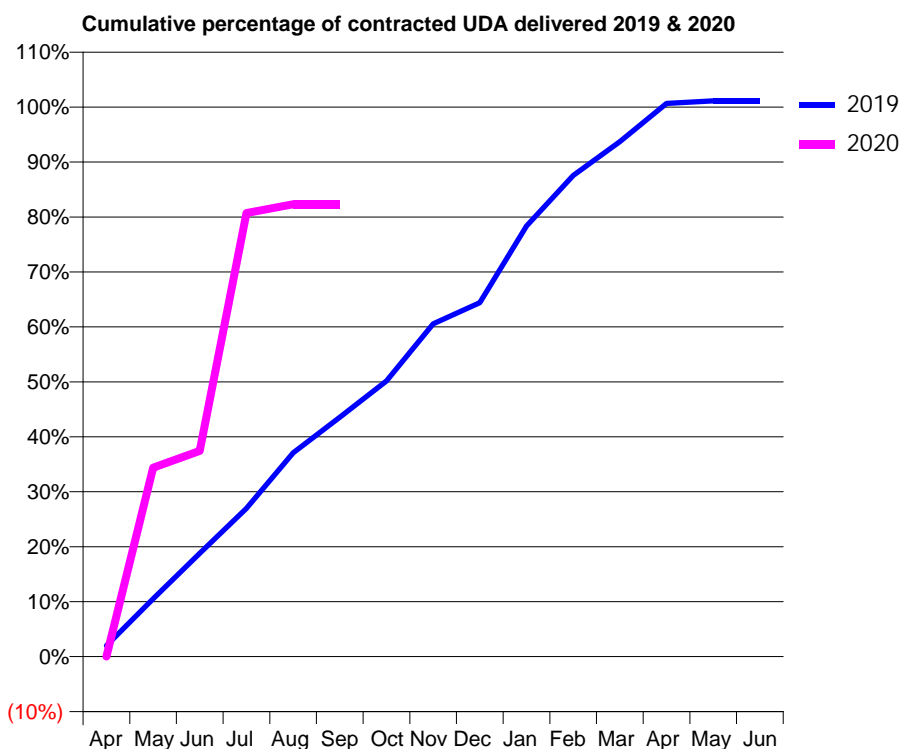
19/20 Contracted general activity (UDA)	3,001
Carry forward general activity (UDA)	0
19/20 Contracted orthodontic activity (UOA)	0
Carry forward orthodontic activity (UOA)	0
Baseline contract value	£73,800.07

ACCESS*

Patients seen in 24 months	Total	Change since previous quarter
Quarter ending September 2018	3,965	
Quarter ending December 2018	3,873	↓
Quarter ending March 2019	3,808	↓
Quarter ending June 2019	3,718	↓
Quarter ending September 2019	3,426	↓
Variance since September 2018	(13.6%)	↓



ACTIVITY



Month	Adjusted Scheduled Activity (UDA)	
	2019	2020
April	184	0
May	967	1,032
June	1,728	1,123
July	2,483	2,422
August	3,413	2,470
September	4,007	2,470
October	4,615	
November	5,571	
December	5,924	
January	7,207	
February	8,055	
March	8,620	
April	9,261	
May	9,305	
June	9,305	

QUALITY

	Quantity	Base Number	Contract	LHB	Wales
% of FP17s for the same patient ID Re-attending within 3 months - Children	12	277	4.3%	7.2%	10.7%
% of FP17s for the same patient ID Re-attending within 3 months - Adults	165	1,203	13.7%	12.7%	15.4%
% of FP17s for the same patient ID Re-attending between 3 & 9 months - Children	160	277	57.8%	58.3%	60.1%
% of FP17s for the same patient ID Re-attending between 3 & 9 months - Adults	593	1,203	49.3%	54.1%	56.7%
% of FP17s for Band 1 Urgent Courses	223	1,187	18.8%	7.6%	9.1%
% of FP17s Relating to Free Repair or Replacements	6	1,187	0.5%	0.7%	0.7%
% of FP17s Relating to Continuations	7	1,187	0.6%	0.7%	0.6%
% of Patients satisfied with the dentistry they have received	6	6	N/A	93.0%	93.0%
% of Patients satisfied with the time they had to wait for an appointment	6	6	N/A	85.3%	87.5%

* This is based on patients treated on this contract for their most recent course of treatment. Figures in italics indicate the base number of FP17s or Patient Questionnaire responses are less than 100. N/A is shown where the base number of responses is less than 10 during the period. % is calculated as Quantity/Base number*100

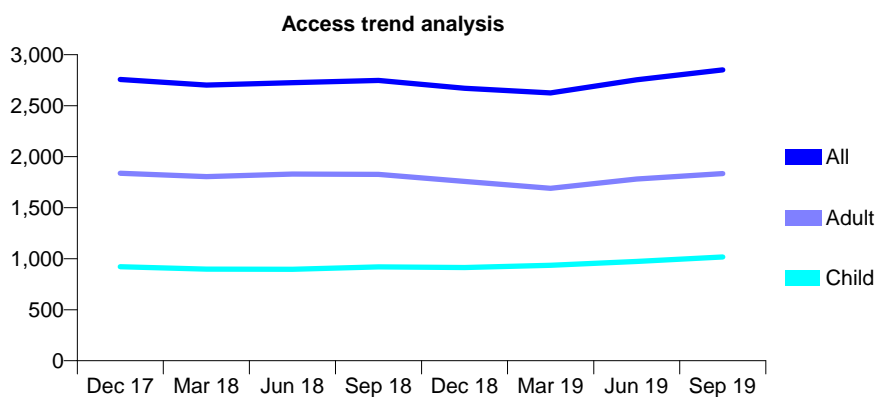
7A1 - Vital Signs At a Glance Contract Report for 278831/0001 - September 2019

Name or company name	MR R DAVIES
Contract type name	Pilot Contract
Purpose of contract	General
Contract start date	01/09/2012
Contract end date	

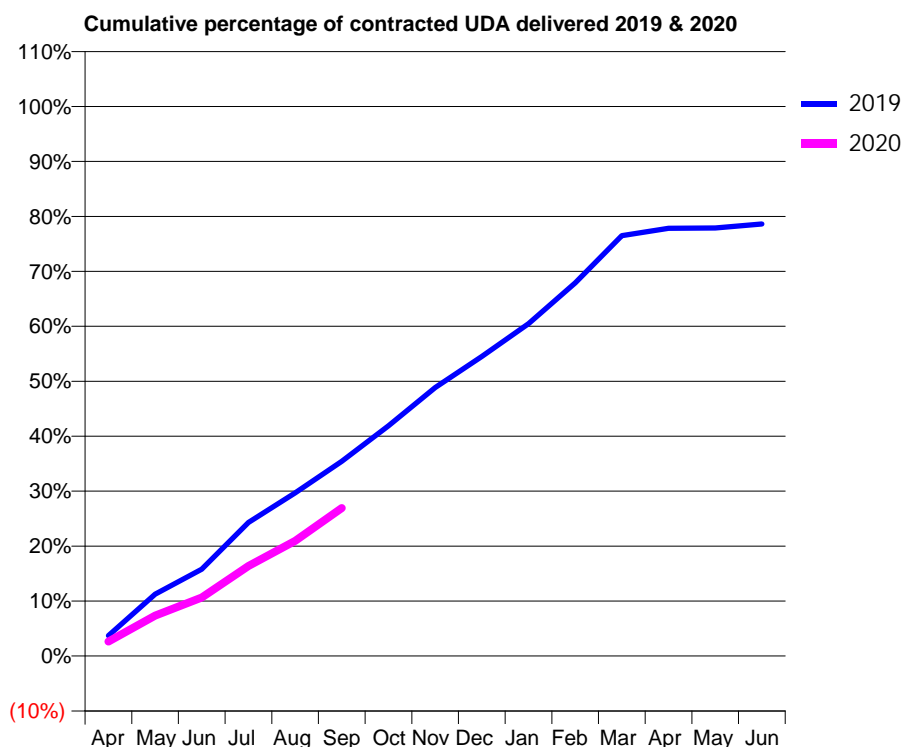
19/20 Contracted general activity (UDA)	14,282
Carry forward general activity (UDA)	0
19/20 Contracted orthodontic activity (UOA)	0
Carry forward orthodontic activity (UOA)	0
Baseline contract value	£356,312.15

ACCESS*

Patients seen in 24 months	Total	Change since previous quarter
Quarter ending September 2018	2,747	
Quarter ending December 2018	2,671	↓
Quarter ending March 2019	2,626	↓
Quarter ending June 2019	2,754	↑
Quarter ending September 2019	2,852	↑
Variance since September 2018	3.8%	↑



ACTIVITY



Month	Adjusted Scheduled Activity (UDA)	
	2019	2020
April	364	374
May	1,101	1,054
June	1,547	1,521
July	2,377	2,343
August	2,903	2,993
September	3,467	3,845
October	4,099	
November	4,780	
December	5,334	
January	5,916	
February	6,643	
March	7,481	
April	7,615	
May	7,618	
June	7,690	

QUALITY

	Quantity	Base Number	Contract	LHB	Wales
% of FP17s for the same patient ID Re-attending within 3 months - Children	58	810	7.2%	7.2%	10.7%
% of FP17s for the same patient ID Re-attending within 3 months - Adults	165	1,447	11.4%	12.7%	15.4%
% of FP17s for the same patient ID Re-attending between 3 & 9 months - Children	456	810	56.3%	58.3%	60.1%
% of FP17s for the same patient ID Re-attending between 3 & 9 months - Adults	751	1,447	51.9%	54.1%	56.7%
% of FP17s for Band 1 Urgent Courses	168	2,159	7.8%	7.6%	9.1%
% of FP17s Relating to Free Repair or Replacements	4	2,159	0.2%	0.7%	0.7%
% of FP17s Relating to Continuations	31	2,159	1.4%	0.7%	0.6%
% of Patients satisfied with the dentistry they have received	5	5	N/A	93.0%	93.0%
% of Patients satisfied with the time they had to wait for an appointment	3	5	N/A	85.3%	87.5%

* This is based on patients treated on this contract for their most recent course of treatment. Figures in italics indicate the base number of FP17s or Patient Questionnaire responses are less than 100. N/A is shown where the base number of responses is less than 10 during the period. % is calculated as Quantity/Base number*100

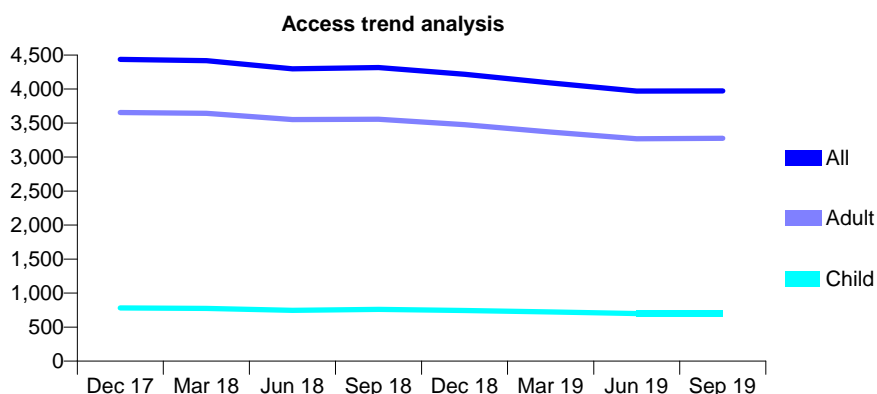
7A1 - Vital Signs At a Glance Contract Report for 299901/0002 - September 2019

Name or company name	MR J SREERAM
Contract type name	Pilot Contract
Purpose of contract	General
Contract start date	01/04/2015
Contract end date	

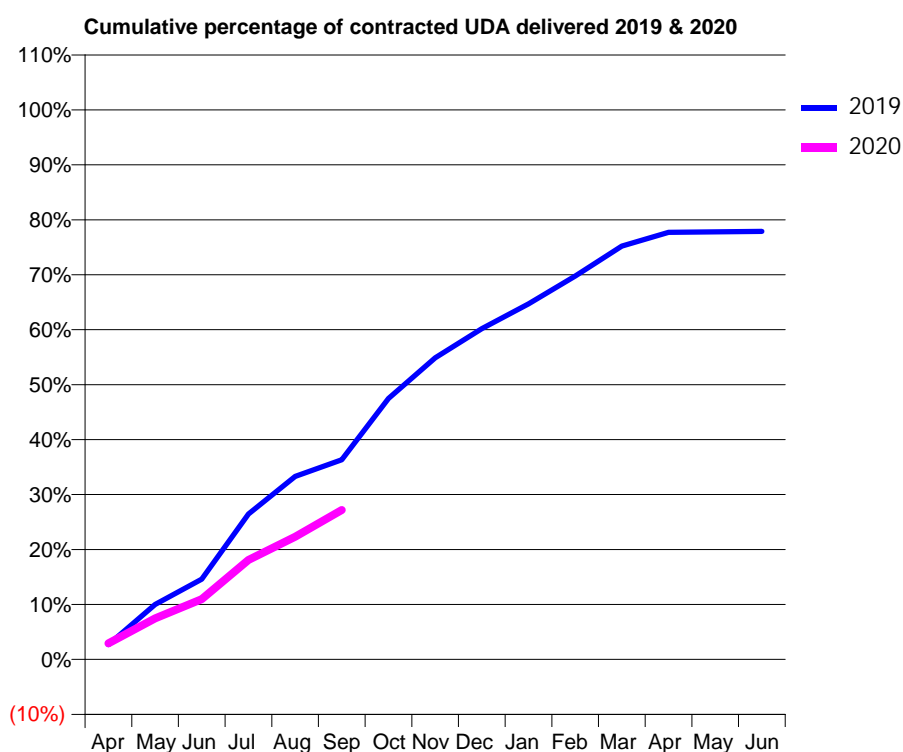
19/20 Contracted general activity (UDA)	15,943
Carry forward general activity (UDA)	0
19/20 Contracted orthodontic activity (UOA)	0
Carry forward orthodontic activity (UOA)	0
Baseline contract value	£393,991.40

ACCESS*

Patients seen in 24 months	Total	Change since previous quarter
Quarter ending September 2018	4,316	
Quarter ending December 2018	4,219	↓
Quarter ending March 2019	4,091	↓
Quarter ending June 2019	3,970	↓
Quarter ending September 2019	3,974	→
Variance since September 2018	(7.9%)	↓



ACTIVITY



Month	2019	2020
April	430	464
May	1,596	1,191
June	2,327	1,750
July	4,220	2,886
August	5,309	3,560
September	5,794	4,337
October	7,569	
November	8,750	
December	9,592	
January	10,316	
February	11,120	
March	11,991	
April	12,391	
May	12,406	
June	12,418	

QUALITY

	Quantity	Base Number	Contract	LHB	Wales
% of FP17s for the same patient ID Re-attending within 3 months - Children	6	447	1.3%	7.2%	10.7%
% of FP17s for the same patient ID Re-attending within 3 months - Adults	131	2,120	6.2%	12.7%	15.4%
% of FP17s for the same patient ID Re-attending between 3 & 9 months - Children	248	447	55.5%	58.3%	60.1%
% of FP17s for the same patient ID Re-attending between 3 & 9 months - Adults	1,447	2,120	68.3%	54.1%	56.7%
% of FP17s for Band 1 Urgent Courses	100	2,327	4.3%	7.6%	9.1%
% of FP17s Relating to Free Repair or Replacements	9	2,327	0.4%	0.7%	0.7%
% of FP17s Relating to Continuations	8	2,327	0.3%	0.7%	0.6%
% of Patients satisfied with the dentistry they have received	2	2	N/A	93.0%	93.0%
% of Patients satisfied with the time they had to wait for an appointment	2	2	N/A	85.3%	87.5%

* This is based on patients treated on this contract for their most recent course of treatment. Figures in italics indicate the base number of FP17s or Patient Questionnaire responses are less than 100. N/A is shown where the base number of responses is less than 10 during the period. % is calculated as Quantity/Base number*100

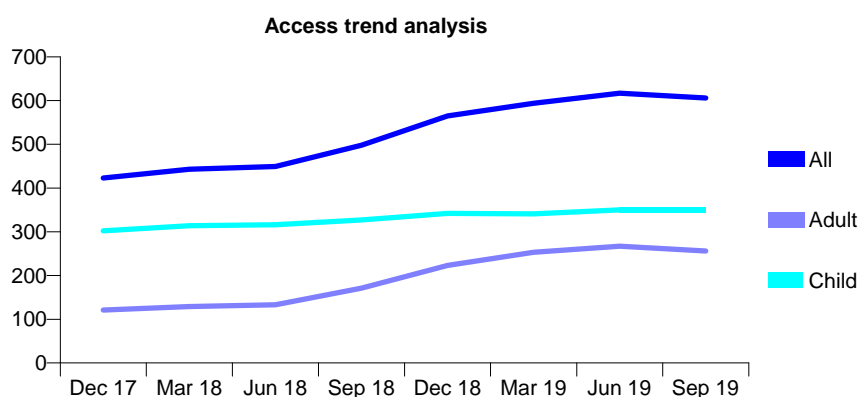
7A1 - Vital Signs At a Glance Contract Report for 304395/0002 - September 2019

Name or company name	Dr T Aldescu
Contract type name	GDS Contract
Purpose of contract	General
Contract start date	03/07/2014
Contract end date	

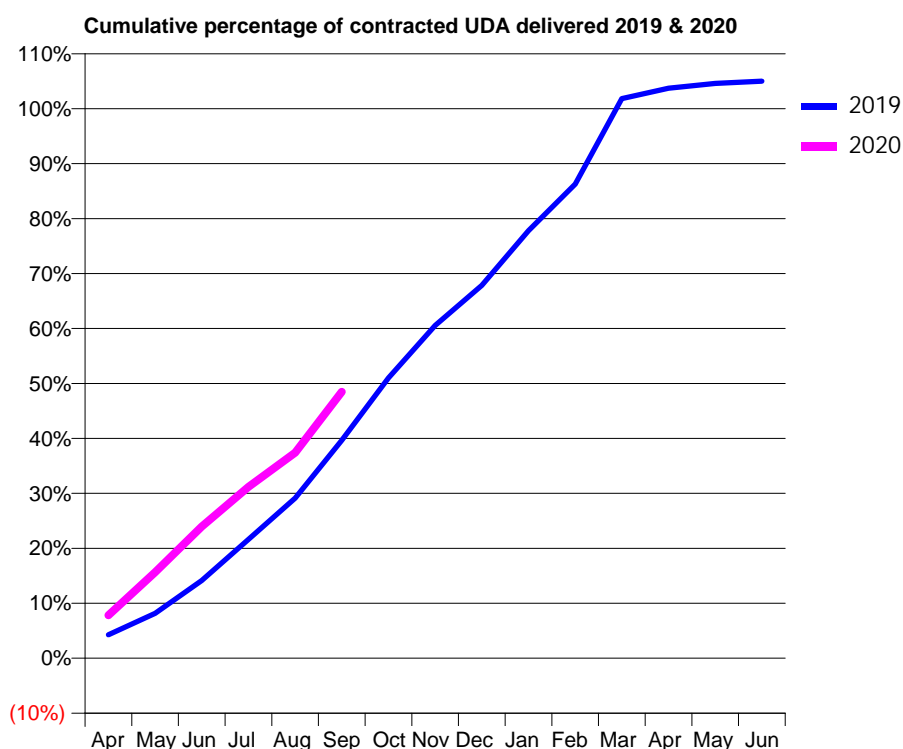
19/20 Contracted general activity (UDA)	1,600
Carry forward general activity (UDA)	-80
19/20 Contracted orthodontic activity (UOA)	0
Carry forward orthodontic activity (UOA)	0
Baseline contract value	£40,852.59

ACCESS*

Patients seen in 24 months	Total	Change since previous quarter
Quarter ending September 2018	498	
Quarter ending December 2018	565	↑
Quarter ending March 2019	594	↑
Quarter ending June 2019	617	↑
Quarter ending September 2019	606	↓
Variance since September 2018	21.7%	↑



ACTIVITY



Month	2019	2020
April	68	125
May	131	251
June	226	384
July	346	499
August	466	598
September	635	775
October	816	
November	969	
December	1,086	
January	1,245	
February	1,380	
March	1,629	
April	1,660	
May	1,674	
June	1,680	

QUALITY

	Quantity	Base Number	Contract	LHB	Wales
% of FP17s for the same patient ID Re-attending within 3 months - Children	15	260	5.8%	7.2%	10.7%
% of FP17s for the same patient ID Re-attending within 3 months - Adults	14	137	10.2%	12.7%	15.4%
% of FP17s for the same patient ID Re-attending between 3 & 9 months - Children	160	260	61.5%	58.3%	60.1%
% of FP17s for the same patient ID Re-attending between 3 & 9 months - Adults	66	137	48.2%	54.1%	56.7%
% of FP17s for Band 1 Urgent Courses	22	370	5.9%	7.6%	9.1%
% of FP17s Relating to Free Repair or Replacements	2	370	0.5%	0.7%	0.7%
% of FP17s Relating to Continuations	5	370	1.4%	0.7%	0.6%
% of Patients satisfied with the dentistry they have received	0	0	N/A	93.0%	93.0%
% of Patients satisfied with the time they had to wait for an appointment	0	0	N/A	85.3%	87.5%

* This is based on patients treated on this contract for their most recent course of treatment.

Figures in italics indicate the base number of FP17s or Patient Questionnaire responses are less than 100. N/A is shown where the base number of responses is less than 10 during the period. % is calculated as Quantity/Base number*100

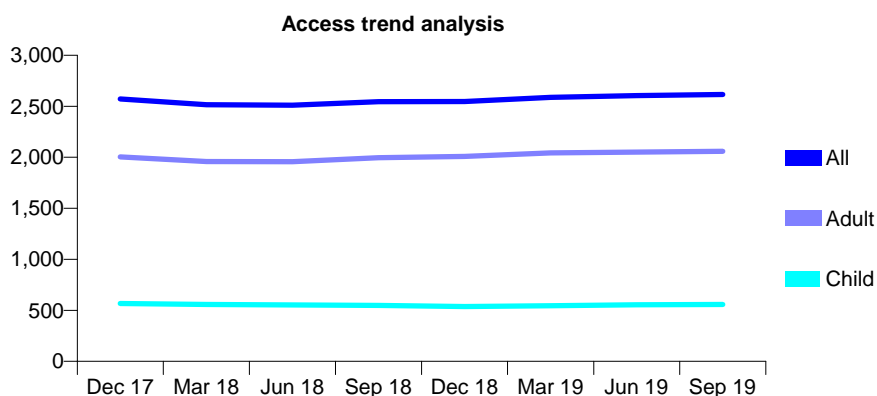
7A1 - Vital Signs At a Glance Contract Report for 331325/0001 - September 2019

Name or company name	MR LC WILLIAMS
Contract type name	GDS Contract
Purpose of contract	General
Contract start date	01/04/2006
Contract end date	

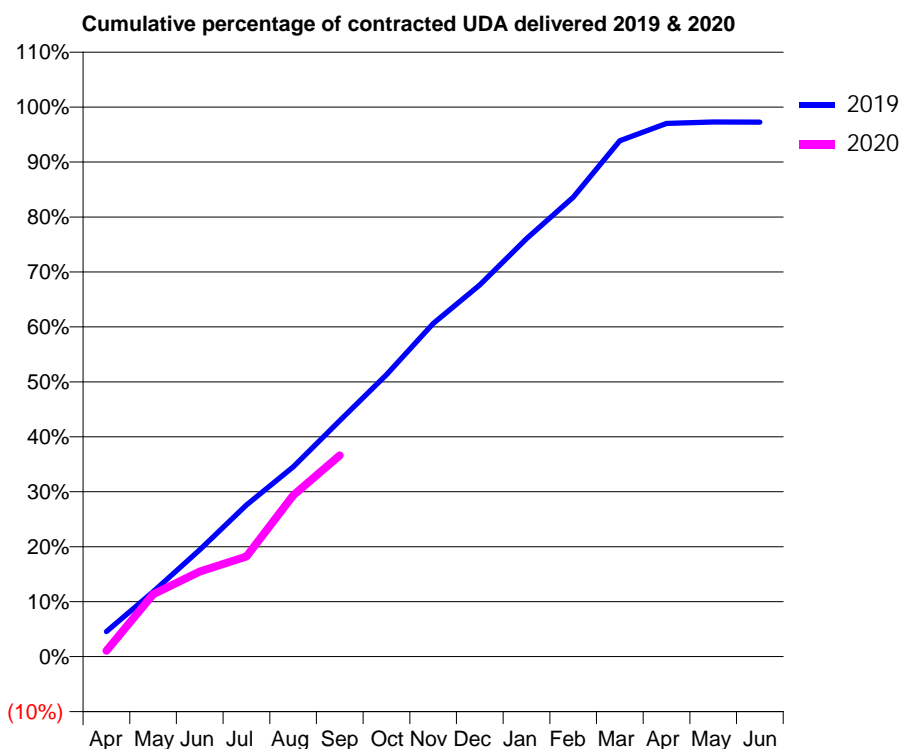
19/20 Contracted general activity (UDA)	8,600
Carry forward general activity (UDA)	0
19/20 Contracted orthodontic activity (UOA)	0
Carry forward orthodontic activity (UOA)	0
Baseline contract value	£222,351.04

ACCESS*

Patients seen in 24 months	Total	Change since previous quarter
Quarter ending September 2018	2,545	
Quarter ending December 2018	2,547	→
Quarter ending March 2019	2,588	→
Quarter ending June 2019	2,605	→
Quarter ending September 2019	2,616	→
Variance since September 2018	2.8%	↑



ACTIVITY



Month	Adjusted Scheduled Activity (UDA)	
	2019	2020
April	391	94
May	1,015	976
June	1,673	1,331
July	2,373	1,567
August	2,968	2,525
September	3,694	3,150
October	4,412	
November	5,213	
December	5,817	
January	6,541	
February	7,188	
March	8,074	
April	8,346	
May	8,366	
June	8,364	

QUALITY

	Quantity	Base Number	Contract	LHB	Wales
% of FP17s for the same patient ID Re-attending within 3 months - Children	36	458	7.9%	7.2%	10.7%
% of FP17s for the same patient ID Re-attending within 3 months - Adults	185	1,468	12.6%	12.7%	15.4%
% of FP17s for the same patient ID Re-attending between 3 & 9 months - Children	278	458	60.7%	58.3%	60.1%
% of FP17s for the same patient ID Re-attending between 3 & 9 months - Adults	791	1,468	53.9%	54.1%	56.7%
% of FP17s for Band 1 Urgent Courses	108	1,818	5.9%	7.6%	9.1%
% of FP17s Relating to Free Repair or Replacements	14	1,818	0.8%	0.7%	0.7%
% of FP17s Relating to Continuations	3	1,818	0.2%	0.7%	0.6%
% of Patients satisfied with the dentistry they have received	2	3	N/A	93.0%	93.0%
% of Patients satisfied with the time they had to wait for an appointment	3	3	N/A	85.3%	87.5%

* This is based on patients treated on this contract for their most recent course of treatment. Figures in italics indicate the base number of FP17s or Patient Questionnaire responses are less than 100. N/A is shown where the base number of responses is less than 10 during the period. % is calculated as Quantity/Base number*100

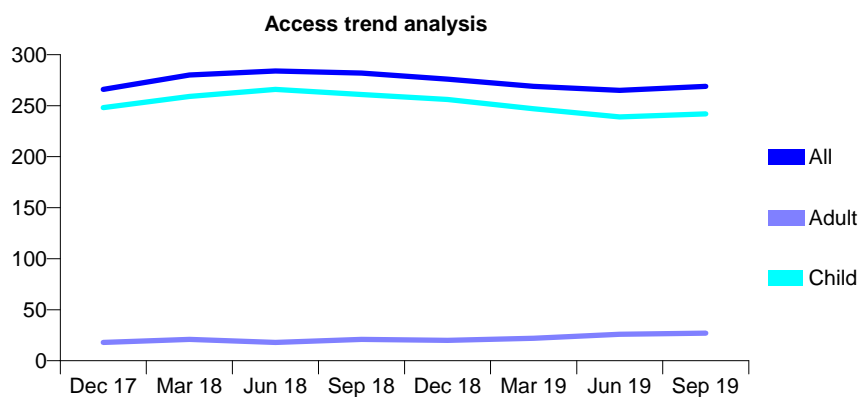
7A1 - Vital Signs At a Glance Contract Report for 332658/0001 - September 2019

Name or company name	MR JO JOHNSON
Contract type name	GDS Contract
Purpose of contract	General
Contract start date	01/04/2006
Contract end date	

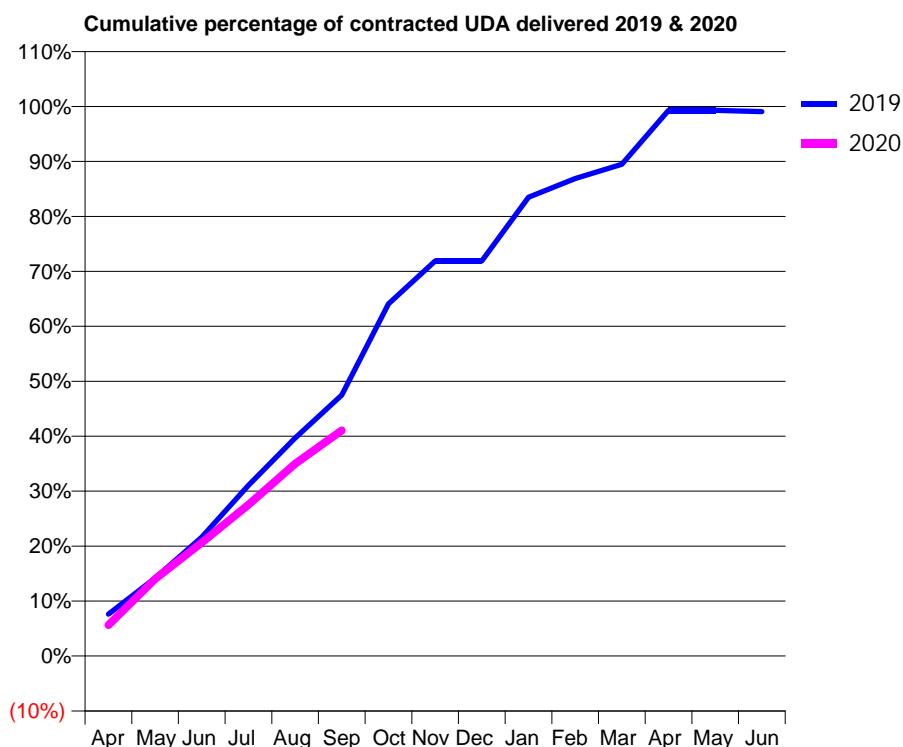
19/20 Contracted general activity (UDA)	500
Carry forward general activity (UDA)	5
19/20 Contracted orthodontic activity (UOA)	0
Carry forward orthodontic activity (UOA)	0
Baseline contract value	£12,092.96

ACCESS*

Patients seen in 24 months	Total	Change since previous quarter
Quarter ending September 2018	282	
Quarter ending December 2018	276	↓
Quarter ending March 2019	269	↓
Quarter ending June 2019	265	↓
Quarter ending September 2019	269	→
Variance since September 2018	(4.6%)	↓



ACTIVITY



Month	Adjusted Scheduled Activity (UDA)	
	2019	2020
April	38	28
May	71	70
June	108	103
July	155	138
August	198	175
September	237	205
October	320	
November	359	
December	359	
January	417	
February	434	
March	447	
April	496	
May	496	
June	495	

QUALITY

	Quantity	Base Number	Contract	LHB	Wales
% of FP17s for the same patient ID Re-attending within 3 months - Children	12	230	5.2%	7.2%	10.7%
% of FP17s for the same patient ID Re-attending within 3 months - Adults	0	0	N/A	12.7%	15.4%
% of FP17s for the same patient ID Re-attending between 3 & 9 months - Children	170	230	73.9%	58.3%	60.1%
% of FP17s for the same patient ID Re-attending between 3 & 9 months - Adults	0	0	N/A	54.1%	56.7%
% of FP17s for Band 1 Urgent Courses	6	167	3.6%	7.6%	9.1%
% of FP17s Relating to Free Repair or Replacements	0	167	0.0%	0.7%	0.7%
% of FP17s Relating to Continuations	0	167	0.0%	0.7%	0.6%
% of Patients satisfied with the dentistry they have received	0	0	N/A	93.0%	93.0%
% of Patients satisfied with the time they had to wait for an appointment	0	0	N/A	85.3%	87.5%

* This is based on patients treated on this contract for their most recent course of treatment. Figures in italics indicate the base number of FP17s or Patient Questionnaire responses are less than 100. N/A is shown where the base number of responses is less than 10 during the period. % is calculated as Quantity/Base number*100

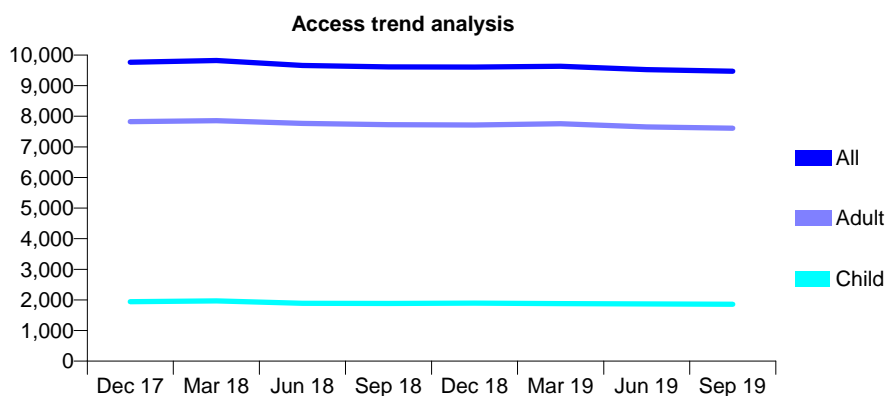
7A1 - Vital Signs At a Glance Contract Report for 569259/0001 - September 2019

Name or company name	MR RT HANDLEY
Contract type name	GDS Contract
Purpose of contract	General
Contract start date	01/04/2006
Contract end date	

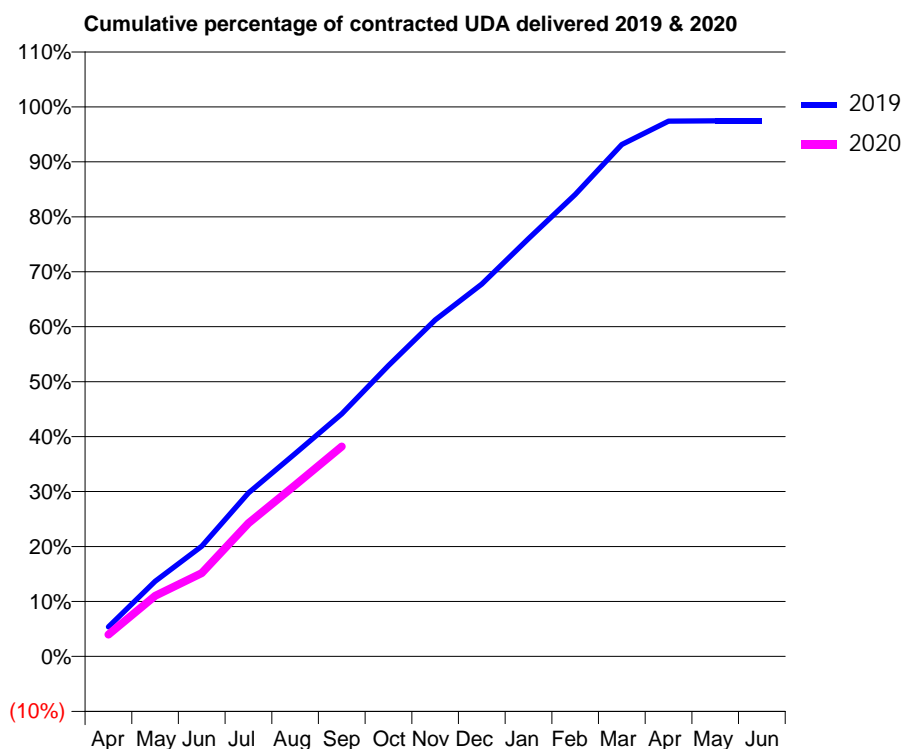
19/20 Contracted general activity (UDA)	31,357
Carry forward general activity (UDA)	0
19/20 Contracted orthodontic activity (UOA)	0
Carry forward orthodontic activity (UOA)	0
Baseline contract value	£820,639.17

ACCESS*

Patients seen in 24 months	Total	Change since previous quarter
Quarter ending September 2018	9,614	
Quarter ending December 2018	9,610	→
Quarter ending March 2019	9,637	→
Quarter ending June 2019	9,525	↓
Quarter ending September 2019	9,470	→
Variance since September 2018	(1.5%)	↓



ACTIVITY



Month	Adjusted Scheduled Activity (UDA)	
	2019	2020
April	1,689	1,241
May	4,290	3,456
June	6,293	4,754
July	9,335	7,603
August	11,574	9,777
September	13,837	11,979
October	16,600	
November	19,205	
December	21,252	
January	23,839	
February	26,355	
March	29,208	
April	30,537	
May	30,564	
June	30,565	

QUALITY

	Quantity	Base Number	Contract	LHB	Wales
% of FP17s for the same patient ID Re-attending within 3 months - Children	62	1,163	5.3%	7.2%	10.7%
% of FP17s for the same patient ID Re-attending within 3 months - Adults	564	4,792	11.8%	12.7%	15.4%
% of FP17s for the same patient ID Re-attending between 3 & 9 months - Children	590	1,163	50.7%	58.3%	60.1%
% of FP17s for the same patient ID Re-attending between 3 & 9 months - Adults	2,461	4,792	51.4%	54.1%	56.7%
% of FP17s for Band 1 Urgent Courses	398	5,457	7.3%	7.6%	9.1%
% of FP17s Relating to Free Repair or Replacements	42	5,457	0.8%	0.7%	0.7%
% of FP17s Relating to Continuations	29	5,457	0.5%	0.7%	0.6%
% of Patients satisfied with the dentistry they have received	26	26	100.0%	93.0%	93.0%
% of Patients satisfied with the time they had to wait for an appointment	20	26	76.9%	85.3%	87.5%

* This is based on patients treated on this contract for their most recent course of treatment. Figures in italics indicate the base number of FP17s or Patient Questionnaire responses are less than 100. N/A is shown where the base number of responses is less than 10 during the period. % is calculated as Quantity/Base number*100

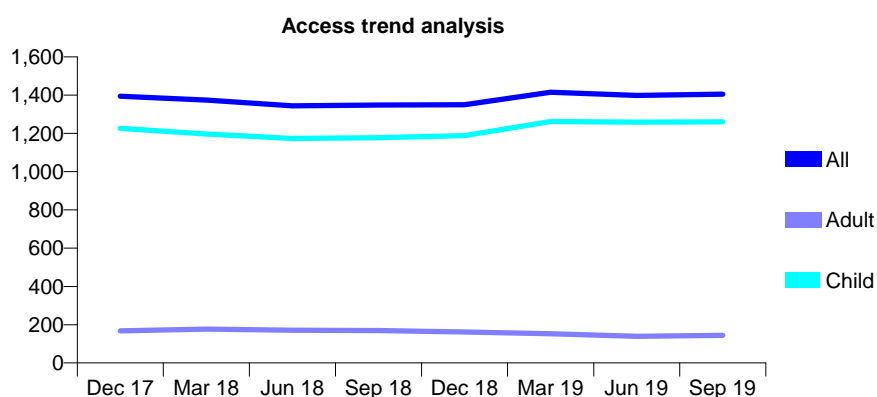
7A1 - Vital Signs At a Glance Contract Report for 571466/0001 - September 2019

Name or company name	MR SC EDWARDS
Contract type name	PDS Contract
Purpose of contract	General
Contract start date	01/04/2006
Contract end date	31/03/2020

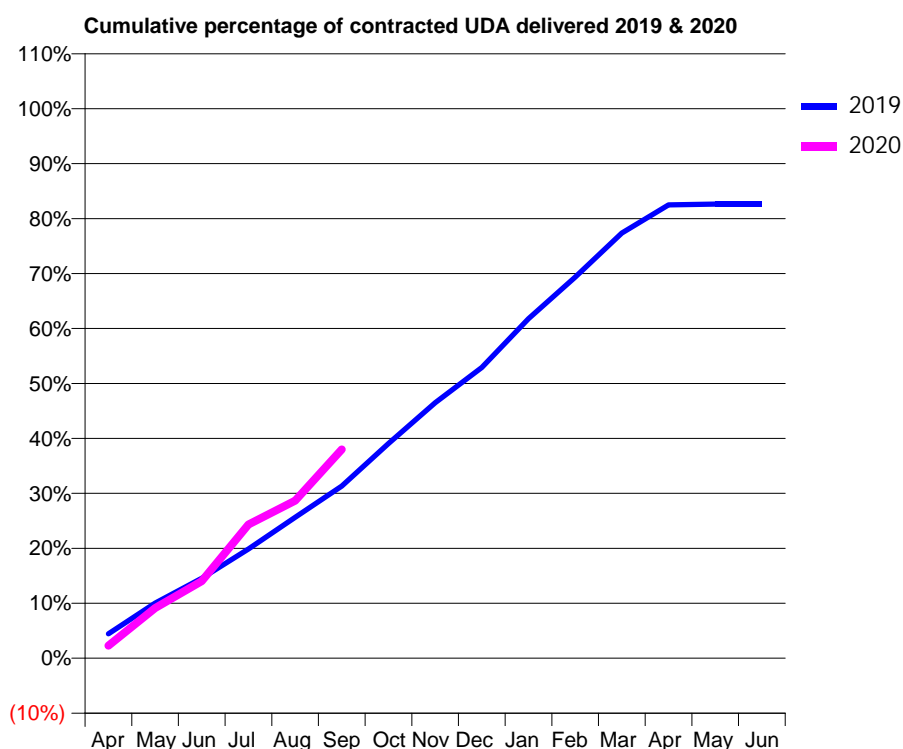
19/20 Contracted general activity (UDA)	2,746
Carry forward general activity (UDA)	0
19/20 Contracted orthodontic activity (UOA)	0
Carry forward orthodontic activity (UOA)	0
Baseline contract value	£70,974.91

ACCESS*

Patients seen in 24 months	Total	Change since previous quarter
Quarter ending September 2018	1,348	
Quarter ending December 2018	1,350	→
Quarter ending March 2019	1,415	↑
Quarter ending June 2019	1,398	↓
Quarter ending September 2019	1,405	→
Variance since September 2018	4.2%	↑



ACTIVITY



Month	2019	2020
April	122	63
May	276	251
June	400	385
July	546	668
August	704	787
September	860	1,043
October	1,073	
November	1,277	
December	1,452	
January	1,697	
February	1,904	
March	2,125	
April	2,265	
May	2,269	
June	2,269	

QUALITY

	Quantity	Base Number	Contract	LHB	Wales
% of FP17s for the same patient ID Re-attending within 3 months - Children	58	846	6.9%	7.2%	10.7%
% of FP17s for the same patient ID Re-attending within 3 months - Adults	1	25	4.0%	12.7%	15.4%
% of FP17s for the same patient ID Re-attending between 3 & 9 months - Children	437	846	51.7%	58.3%	60.1%
% of FP17s for the same patient ID Re-attending between 3 & 9 months - Adults	13	25	52.0%	54.1%	56.7%
% of FP17s for Band 1 Urgent Courses	2	766	0.3%	7.6%	9.1%
% of FP17s Relating to Free Repair or Replacements	0	766	0.0%	0.7%	0.7%
% of FP17s Relating to Continuations	8	766	1.0%	0.7%	0.6%
% of Patients satisfied with the dentistry they have received	4	4	N/A	93.0%	93.0%
% of Patients satisfied with the time they had to wait for an appointment	4	4	N/A	85.3%	87.5%

* This is based on patients treated on this contract for their most recent course of treatment. Figures in italics indicate the base number of FP17s or Patient Questionnaire responses are less than 100. N/A is shown where the base number of responses is less than 10 during the period. % is calculated as Quantity/Base number*100

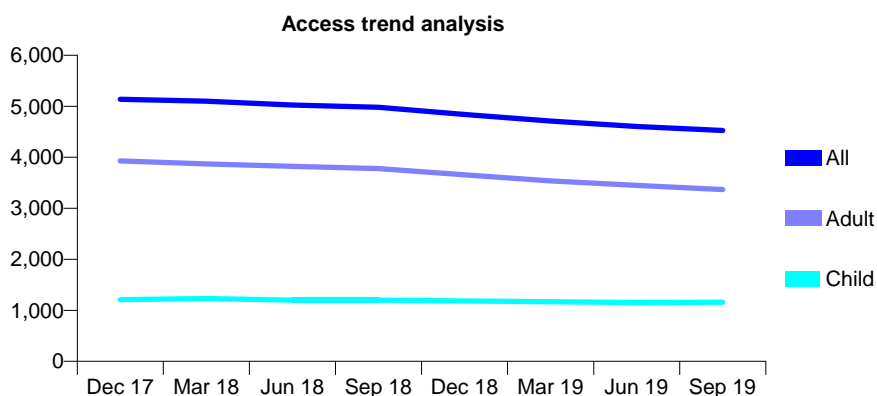
7A1 - Vital Signs At a Glance Contract Report for 602531/0001 - September 2019

Name or company name	Deintyddda Glandwr Cyf Limited
Contract type name	Pilot Contract
Purpose of contract	General
Contract start date	06/05/2015
Contract end date	

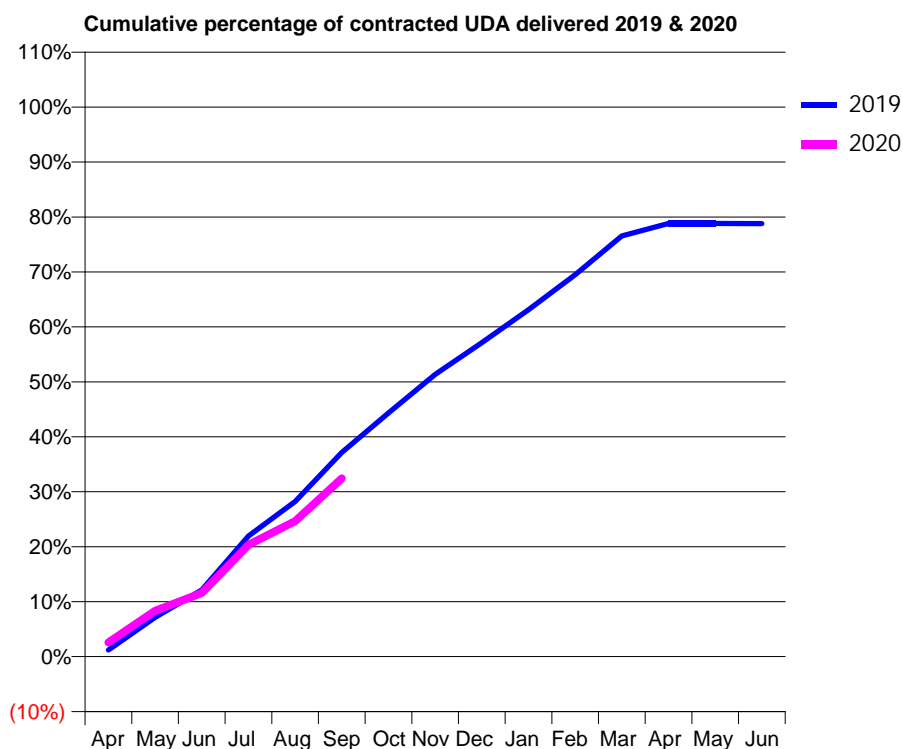
19/20 Contracted general activity (UDA)	17,969
Carry forward general activity (UDA)	0
19/20 Contracted orthodontic activity (UOA)	0
Carry forward orthodontic activity (UOA)	0
Baseline contract value	£444,321.68

ACCESS*

Patients seen in 24 months	Total	Change since previous quarter
Quarter ending September 2018	4,980	
Quarter ending December 2018	4,840	↓
Quarter ending March 2019	4,709	↓
Quarter ending June 2019	4,603	↓
Quarter ending September 2019	4,528	↓
Variance since September 2018	(9.1%)	↓



ACTIVITY



Month	Adjusted Scheduled Activity (UDA)	
	2019	2020
April	182	466
May	1,083	1,502
June	1,833	2,080
July	3,322	3,658
August	4,274	4,430
September	5,621	5,827
October	6,710	
November	7,774	
December	8,642	
January	9,553	
February	10,520	
March	11,586	
April	11,931	
May	11,925	
June	11,923	

QUALITY

	Quantity	Base Number	Contract	LHB	Wales
% of FP17s for the same patient ID Re-attending within 3 months - Children	47	923	5.1%	7.2%	10.7%
% of FP17s for the same patient ID Re-attending within 3 months - Adults	274	2,275	12.0%	12.7%	15.4%
% of FP17s for the same patient ID Re-attending between 3 & 9 months - Children	578	923	62.6%	58.3%	60.1%
% of FP17s for the same patient ID Re-attending between 3 & 9 months - Adults	1,108	2,275	48.7%	54.1%	56.7%
% of FP17s for Band 1 Urgent Courses	251	3,024	8.3%	7.6%	9.1%
% of FP17s Relating to Free Repair or Replacements	53	3,024	1.8%	0.7%	0.7%
% of FP17s Relating to Continuations	2	3,024	0.1%	0.7%	0.6%
% of Patients satisfied with the dentistry they have received	5	6	N/A	93.0%	93.0%
% of Patients satisfied with the time they had to wait for an appointment	4	6	N/A	85.3%	87.5%

* This is based on patients treated on this contract for their most recent course of treatment. Figures in italics indicate the base number of FP17s or Patient Questionnaire responses are less than 100. N/A is shown where the base number of responses is less than 10 during the period. % is calculated as Quantity/Base number*100

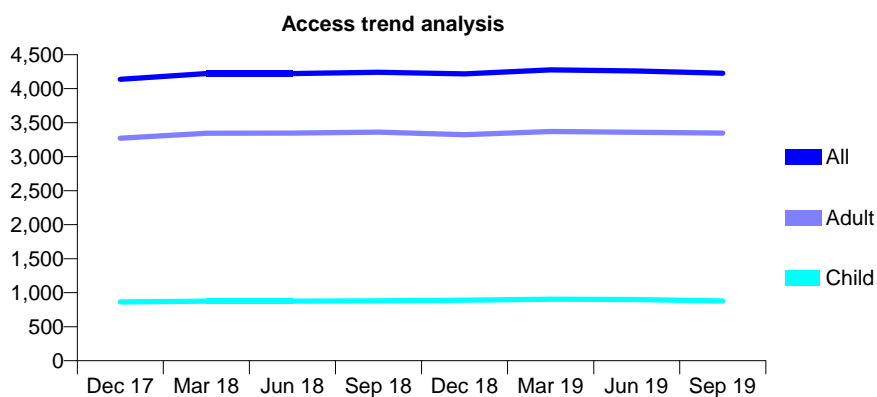
7A1 - Vital Signs At a Glance Contract Report for 639095/0001 - September 2019

Name or company name	MR MA HORTON
Contract type name	GDS Contract
Purpose of contract	General
Contract start date	01/04/2006
Contract end date	

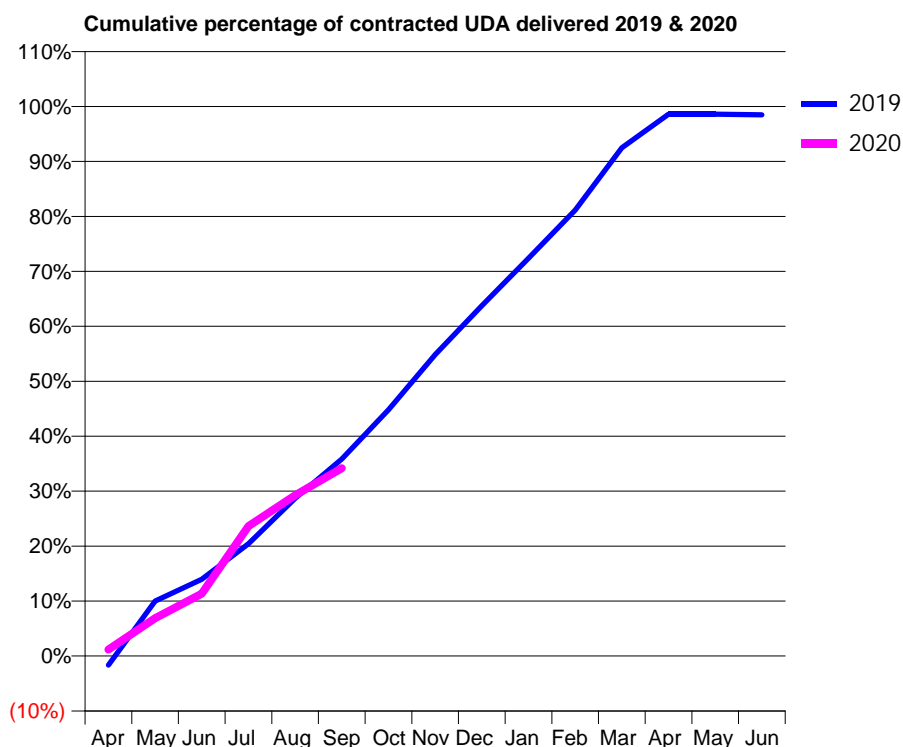
19/20 Contracted general activity (UDA)	14,832
Carry forward general activity (UDA)	223
19/20 Contracted orthodontic activity (UOA)	0
Carry forward orthodontic activity (UOA)	0
Baseline contract value	£435,668.99

ACCESS*

Patients seen in 24 months	Total	Change since previous quarter
Quarter ending September 2018	4,243	
Quarter ending December 2018	4,216	→
Quarter ending March 2019	4,277	→
Quarter ending June 2019	4,259	→
Quarter ending September 2019	4,227	→
Variance since September 2018	(0.4%)	→



ACTIVITY



Month	Adjusted Scheduled Activity (UDA)	
	2019	2020
April	-246	174
May	1,484	1,021
June	2,071	1,682
July	3,031	3,509
August	4,257	4,338
September	5,315	5,071
October	6,645	
November	8,138	
December	9,454	
January	10,736	
February	12,035	
March	13,714	
April	14,622	
May	14,622	
June	14,609	

QUALITY

	Quantity	Base Number	Contract	LHB	Wales
% of FP17s for the same patient ID Re-attending within 3 months - Children	82	641	12.8%	7.2%	10.7%
% of FP17s for the same patient ID Re-attending within 3 months - Adults	402	2,316	17.4%	12.7%	15.4%
% of FP17s for the same patient ID Re-attending between 3 & 9 months - Children	439	641	68.5%	58.3%	60.1%
% of FP17s for the same patient ID Re-attending between 3 & 9 months - Adults	1,488	2,316	64.2%	54.1%	56.7%
% of FP17s for Band 1 Urgent Courses	209	2,640	7.9%	7.6%	9.1%
% of FP17s Relating to Free Repair or Replacements	30	2,640	1.1%	0.7%	0.7%
% of FP17s Relating to Continuations	15	2,640	0.6%	0.7%	0.6%
% of Patients satisfied with the dentistry they have received	7	7	N/A	93.0%	93.0%
% of Patients satisfied with the time they had to wait for an appointment	7	7	N/A	85.3%	87.5%

* This is based on patients treated on this contract for their most recent course of treatment. Figures in italics indicate the base number of FP17s or Patient Questionnaire responses are less than 100. N/A is shown where the base number of responses is less than 10 during the period. % is calculated as Quantity/Base number*100

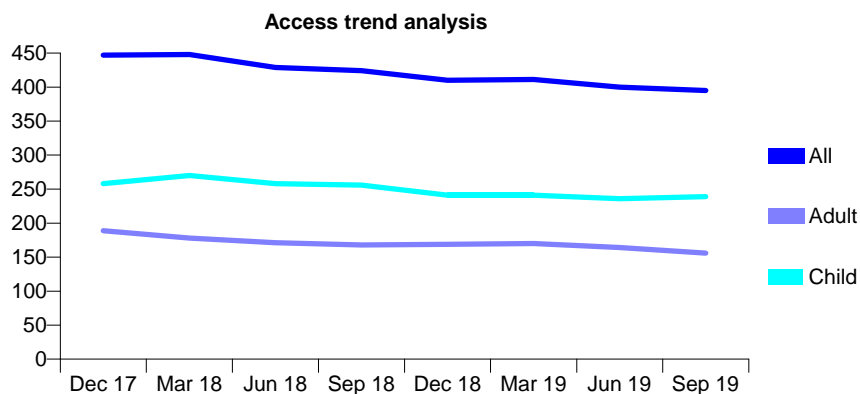
7A1 - Vital Signs At a Glance Contract Report for 641820/0001 - September 2019

Name or company name	MR AP WOOLLEY
Contract type name	GDS Contract
Purpose of contract	General
Contract start date	01/04/2006
Contract end date	

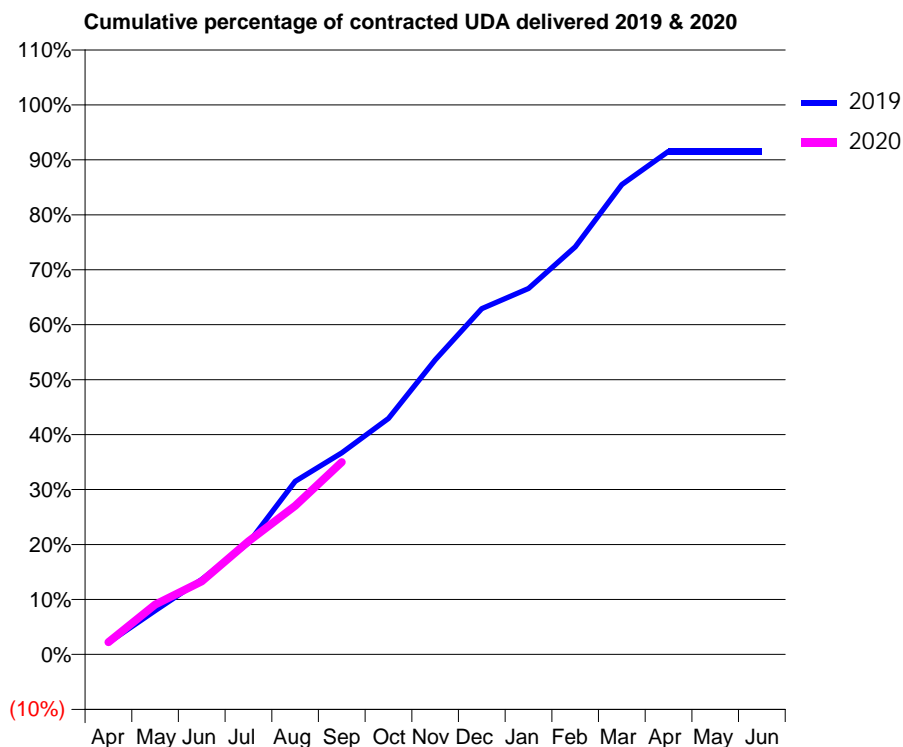
19/20 Contracted general activity (UDA)	1,000
Carry forward general activity (UDA)	0
19/20 Contracted orthodontic activity (UOA)	0
Carry forward orthodontic activity (UOA)	0
Baseline contract value	£25,250.34

ACCESS*

Patients seen in 24 months	Total	Change since previous quarter
Quarter ending September 2018	424	
Quarter ending December 2018	410	↓
Quarter ending March 2019	411	→
Quarter ending June 2019	400	↓
Quarter ending September 2019	395	↓
Variance since September 2018	(6.8%)	↓



ACTIVITY



Month	Adjusted Scheduled Activity (UDA)	
	2019	2020
April	23	22
May	86	91
June	147	133
July	218	206
August	338	270
September	394	350
October	462	
November	576	
December	676	
January	716	
February	797	
March	919	
April	984	
May	984	
June	984	

QUALITY

	Quantity	Base Number	Contract	LHB	Wales
% of FP17s for the same patient ID Re-attending within 3 months - Children	4	163	2.5%	7.2%	10.7%
% of FP17s for the same patient ID Re-attending within 3 months - Adults	14	83	16.9%	12.7%	15.4%
% of FP17s for the same patient ID Re-attending between 3 & 9 months - Children	104	163	63.8%	58.3%	60.1%
% of FP17s for the same patient ID Re-attending between 3 & 9 months - Adults	44	83	53.0%	54.1%	56.7%
% of FP17s for Band 1 Urgent Courses	25	225	11.1%	7.6%	9.1%
% of FP17s Relating to Free Repair or Replacements	0	225	0.0%	0.7%	0.7%
% of FP17s Relating to Continuations	0	225	0.0%	0.7%	0.6%
% of Patients satisfied with the dentistry they have received	0	0	N/A	93.0%	93.0%
% of Patients satisfied with the time they had to wait for an appointment	0	0	N/A	85.3%	87.5%

* This is based on patients treated on this contract for their most recent course of treatment. Figures in italics indicate the base number of FP17s or Patient Questionnaire responses are less than 100. N/A is shown where the base number of responses is less than 10 during the period. % is calculated as Quantity/Base number*100

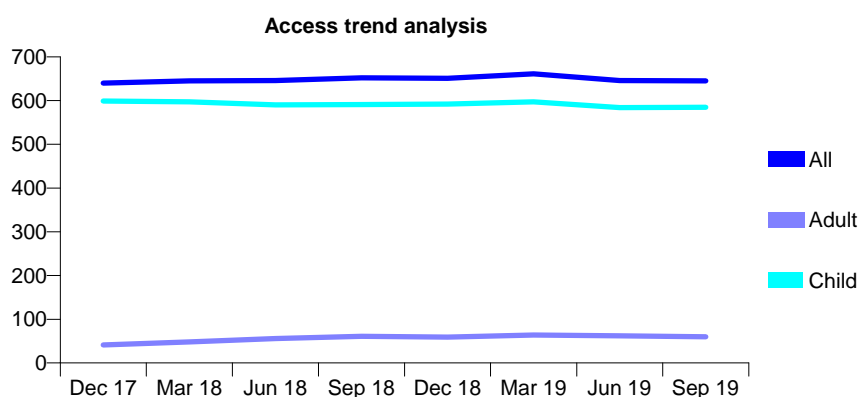
7A1 - Vital Signs At a Glance Contract Report for 678589/0001 - September 2019

Name or company name	MR FQ HEWITT
Contract type name	GDS Contract
Purpose of contract	General
Contract start date	01/04/2009
Contract end date	

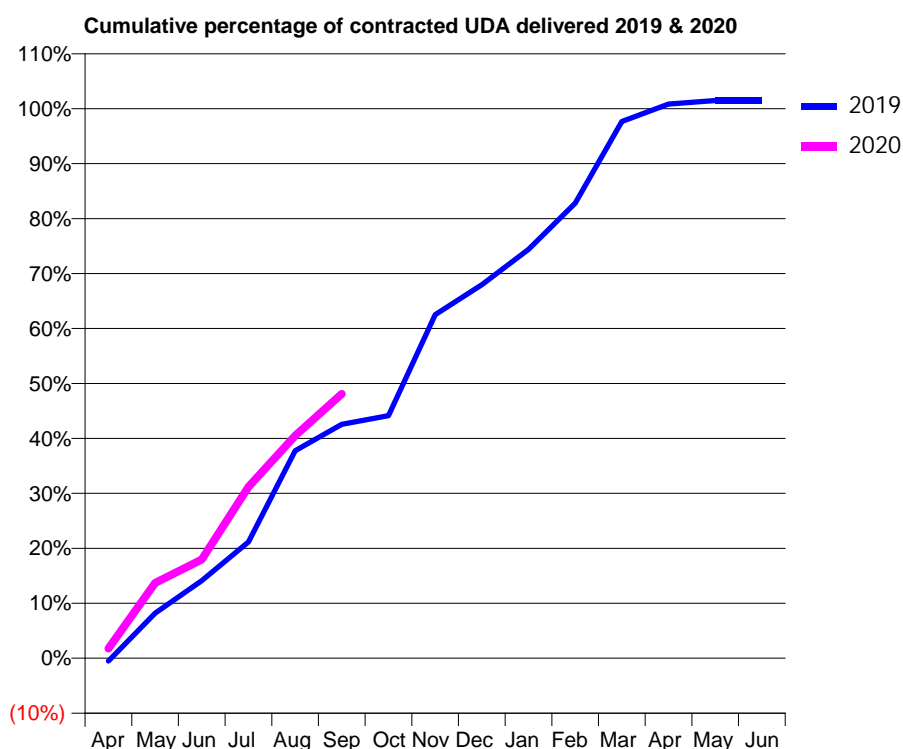
19/20 Contracted general activity (UDA)	1,129
Carry forward general activity (UDA)	-17
19/20 Contracted orthodontic activity (UOA)	0
Carry forward orthodontic activity (UOA)	0
Baseline contract value	£28,079.56

ACCESS*

Patients seen in 24 months	Total	Change since previous quarter
Quarter ending September 2018	652	
Quarter ending December 2018	651	→
Quarter ending March 2019	661	→
Quarter ending June 2019	646	↓
Quarter ending September 2019	645	→
Variance since September 2018	(1.1%)	↓



ACTIVITY



Month	2019	2020
April	-6	20
May	93	155
June	159	203
July	239	352
August	426	457
September	481	543
October	498	
November	706	
December	767	
January	840	
February	935	
March	1,103	
April	1,139	
May	1,146	
June	1,146	

QUALITY

	Quantity	Base Number	Contract	LHB	Wales
% of FP17s for the same patient ID Re-attending within 3 months - Children	39	406	9.6%	7.2%	10.7%
% of FP17s for the same patient ID Re-attending within 3 months - Adults	2	10	20.0%	12.7%	15.4%
% of FP17s for the same patient ID Re-attending between 3 & 9 months - Children	244	406	60.1%	58.3%	60.1%
% of FP17s for the same patient ID Re-attending between 3 & 9 months - Adults	5	10	50.0%	54.1%	56.7%
% of FP17s for Band 1 Urgent Courses	25	384	6.5%	7.6%	9.1%
% of FP17s Relating to Free Repair or Replacements	0	384	0.0%	0.7%	0.7%
% of FP17s Relating to Continuations	4	384	1.0%	0.7%	0.6%
% of Patients satisfied with the dentistry they have received	0	0	N/A	93.0%	93.0%
% of Patients satisfied with the time they had to wait for an appointment	0	0	N/A	85.3%	87.5%

* This is based on patients treated on this contract for their most recent course of treatment.

Figures in italics indicate the base number of FP17s or Patient Questionnaire responses are less than 100. N/A is shown where the base number of responses is less than 10 during the period. % is calculated as Quantity/Base number*100

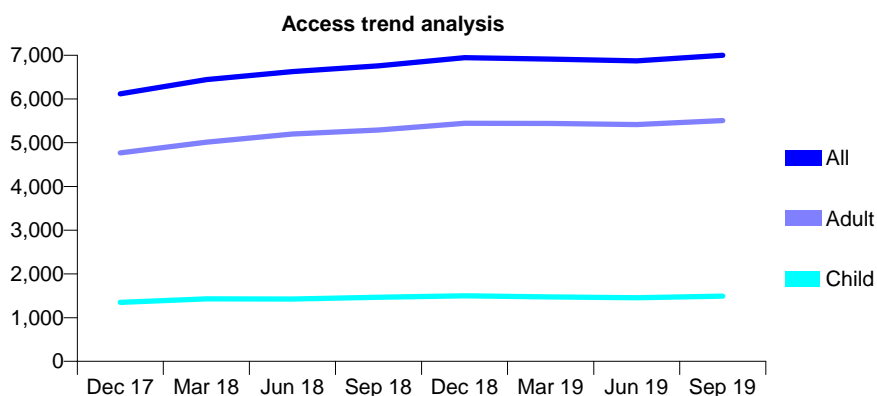
7A1 - Vital Signs At a Glance Contract Report for 682365/0001 - September 2019

Name or company name	MR QM JAFFRI
Contract type name	GDS Contract
Purpose of contract	General
Contract start date	01/04/2006
Contract end date	

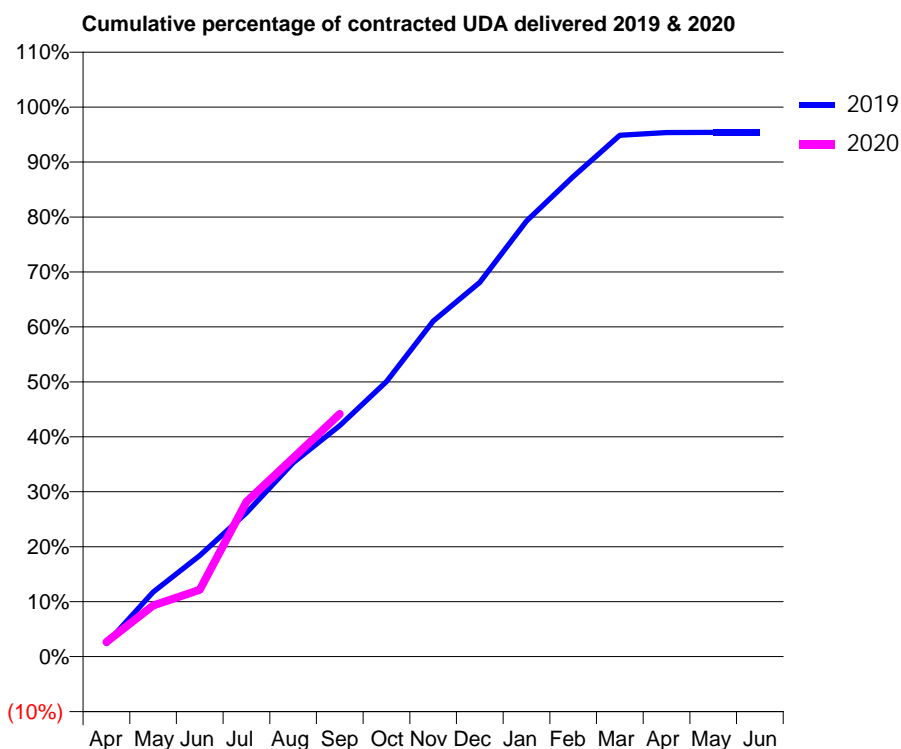
19/20 Contracted general activity (UDA)	22,903
Carry forward general activity (UDA)	1,026
19/20 Contracted orthodontic activity (UOA)	0
Carry forward orthodontic activity (UOA)	0
Baseline contract value	£569,618.27

ACCESS*

Patients seen in 24 months	Total	Change since previous quarter
Quarter ending September 2018	6,757	
Quarter ending December 2018	6,946	↑
Quarter ending March 2019	6,912	→
Quarter ending June 2019	6,869	→
Quarter ending September 2019	6,999	→
Variance since September 2018	3.6%	↑



ACTIVITY



Month	Adjusted Scheduled Activity (UDA)	
	2019	2020
April	527	610
May	2,610	2,134
June	4,083	2,790
July	5,815	6,454
August	7,833	8,285
September	9,336	10,112
October	11,117	
November	13,561	
December	15,128	
January	17,607	
February	19,401	
March	21,071	
April	21,177	
May	21,185	
June	21,184	

QUALITY

	Quantity	Base Number	Contract	LHB	Wales
% of FP17s for the same patient ID Re-attending within 3 months - Children	54	1,093	4.9%	7.2%	10.7%
% of FP17s for the same patient ID Re-attending within 3 months - Adults	467	4,132	11.3%	12.7%	15.4%
% of FP17s for the same patient ID Re-attending between 3 & 9 months - Children	741	1,093	67.8%	58.3%	60.1%
% of FP17s for the same patient ID Re-attending between 3 & 9 months - Adults	2,681	4,132	64.9%	54.1%	56.7%
% of FP17s for Band 1 Urgent Courses	327	5,199	6.3%	7.6%	9.1%
% of FP17s Relating to Free Repair or Replacements	39	5,199	0.8%	0.7%	0.7%
% of FP17s Relating to Continuations	21	5,199	0.4%	0.7%	0.6%
% of Patients satisfied with the dentistry they have received	10	10	100.0%	93.0%	93.0%
% of Patients satisfied with the time they had to wait for an appointment	9	10	90.0%	85.3%	87.5%

* This is based on patients treated on this contract for their most recent course of treatment. Figures in italics indicate the base number of FP17s or Patient Questionnaire responses are less than 100. N/A is shown where the base number of responses is less than 10 during the period. % is calculated as Quantity/Base number*100

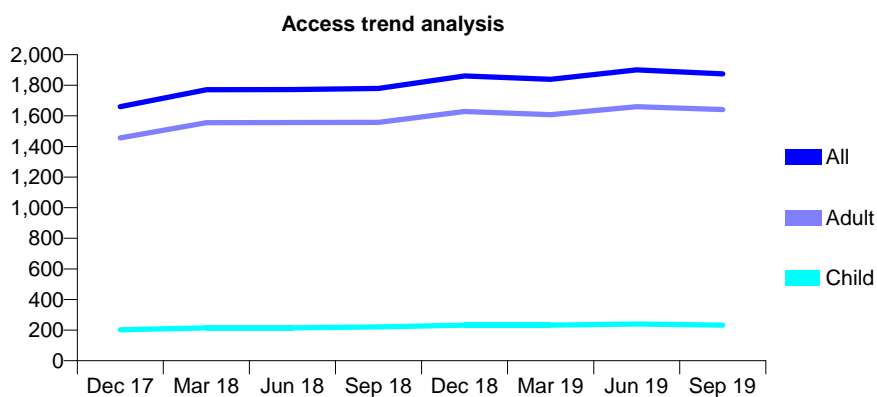
7A1 - Vital Signs At a Glance Contract Report for 682365/0006 - September 2019

Name or company name	MR QM JAFFRI
Contract type name	Pilot Contract
Purpose of contract	General
Contract start date	01/01/2010
Contract end date	

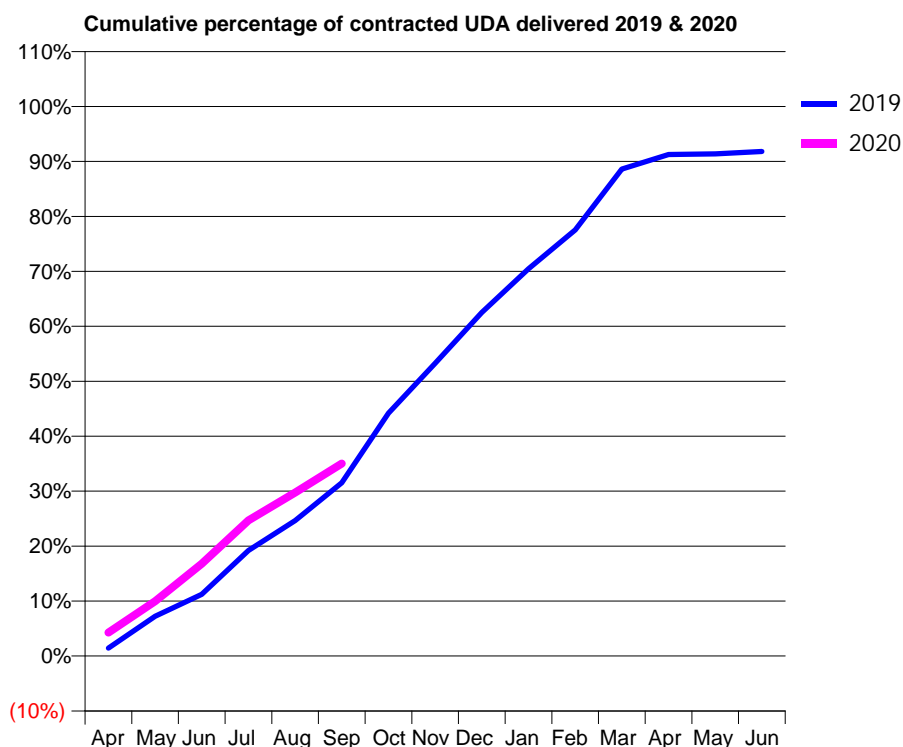
19/20 Contracted general activity (UDA)	11,353
Carry forward general activity (UDA)	0
19/20 Contracted orthodontic activity (UOA)	0
Carry forward orthodontic activity (UOA)	0
Baseline contract value	£293,388.27

ACCESS*

Patients seen in 24 months	Total	Change since previous quarter
Quarter ending September 2018	1,779	
Quarter ending December 2018	1,861	↑
Quarter ending March 2019	1,839	↓
Quarter ending June 2019	1,900	↑
Quarter ending September 2019	1,874	↓
Variance since September 2018	5.3%	↑



ACTIVITY



Month	Adjusted Scheduled Activity (UDA)	
	2019	2020
April	123	487
May	612	1,133
June	948	1,906
July	1,623	2,804
August	2,086	3,377
September	2,666	3,976
October	3,735	
November	4,504	
December	5,283	
January	5,956	
February	6,555	
March	7,490	
April	7,712	
May	7,722	
June	7,759	

QUALITY

	Quantity	Base Number	Contract	LHB	Wales
% of FP17s for the same patient ID Re-attending within 3 months - Children	11	172	6.4%	7.2%	10.7%
% of FP17s for the same patient ID Re-attending within 3 months - Adults	181	1,173	15.4%	12.7%	15.4%
% of FP17s for the same patient ID Re-attending between 3 & 9 months - Children	90	172	52.3%	58.3%	60.1%
% of FP17s for the same patient ID Re-attending between 3 & 9 months - Adults	626	1,173	53.4%	54.1%	56.7%
% of FP17s for Band 1 Urgent Courses	82	1,257	6.5%	7.6%	9.1%
% of FP17s Relating to Free Repair or Replacements	5	1,257	0.4%	0.7%	0.7%
% of FP17s Relating to Continuations	7	1,257	0.6%	0.7%	0.6%
% of Patients satisfied with the dentistry they have received	3	4	N/A	93.0%	93.0%
% of Patients satisfied with the time they had to wait for an appointment	4	4	N/A	85.3%	87.5%

* This is based on patients treated on this contract for their most recent course of treatment. Figures in italics indicate the base number of FP17s or Patient Questionnaire responses are less than 100. N/A is shown where the base number of responses is less than 10 during the period. % is calculated as Quantity/Base number*100

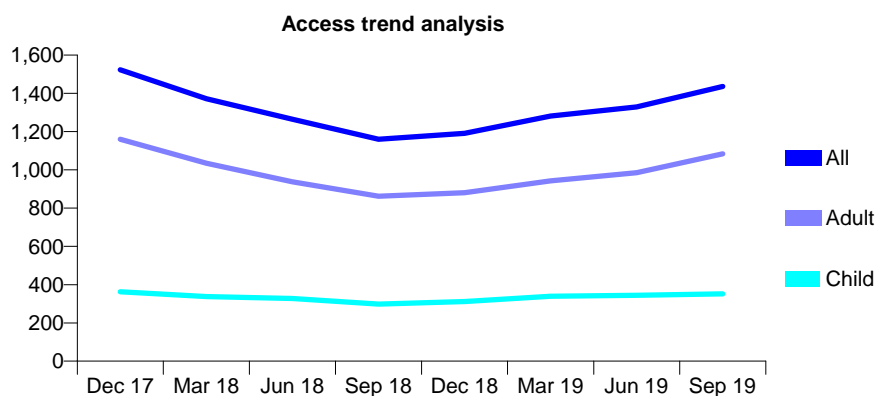
7A1 - Vital Signs At a Glance Contract Report for 682365/0008 - September 2019

Name or company name	MR QM JAFFRI
Contract type name	Pilot Contract
Purpose of contract	General
Contract start date	01/07/2010
Contract end date	

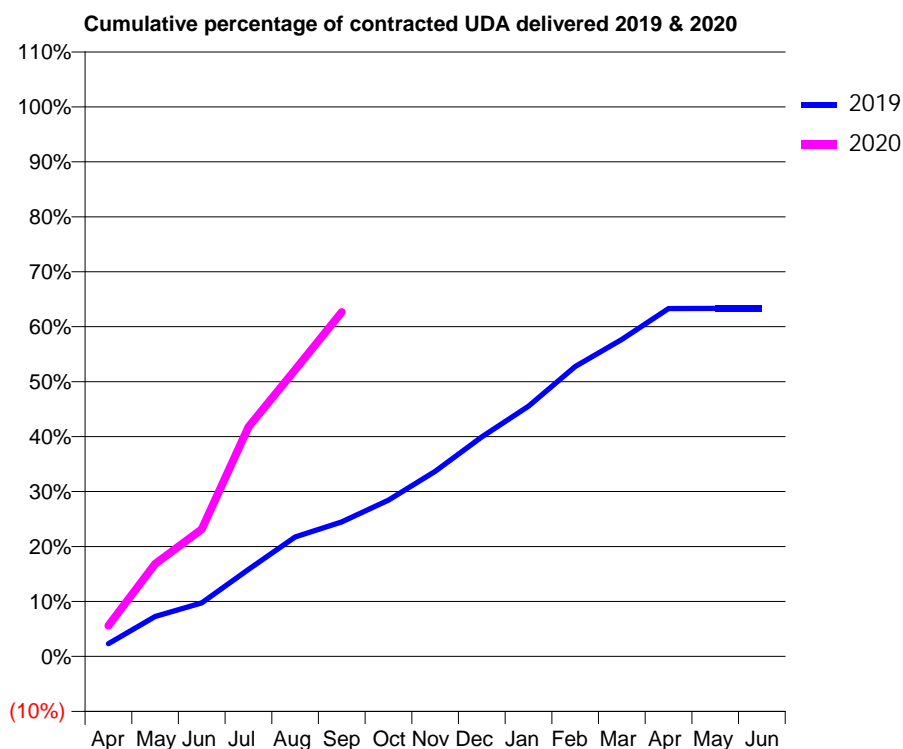
19/20 Contracted general activity (UDA)	4,021
Carry forward general activity (UDA)	0
19/20 Contracted orthodontic activity (UOA)	0
Carry forward orthodontic activity (UOA)	0
Baseline contract value	£105,976.07

ACCESS*

Patients seen in 24 months	Total	Change since previous quarter
Quarter ending September 2018	1,160	
Quarter ending December 2018	1,191	↑
Quarter ending March 2019	1,281	↑
Quarter ending June 2019	1,329	↑
Quarter ending September 2019	1,436	↑
Variance since September 2018	23.8%	↑



ACTIVITY



Month	2019	2020
April	145	226
May	453	678
June	607	931
July	987	1,679
August	1,354	2,097
September	1,524	2,520
October	1,770	
November	2,098	
December	2,489	
January	2,837	
February	3,286	
March	3,592	
April	3,943	
May	3,945	
June	3,945	

QUALITY

	Quantity	Base Number	Contract	LHB	Wales
% of FP17s for the same patient ID Re-attending within 3 months - Children	8	270	3.0%	7.2%	10.7%
% of FP17s for the same patient ID Re-attending within 3 months - Adults	110	884	12.4%	12.7%	15.4%
% of FP17s for the same patient ID Re-attending between 3 & 9 months - Children	142	270	52.6%	58.3%	60.1%
% of FP17s for the same patient ID Re-attending between 3 & 9 months - Adults	382	884	43.2%	54.1%	56.7%
% of FP17s for Band 1 Urgent Courses	59	1,002	5.9%	7.6%	9.1%
% of FP17s Relating to Free Repair or Replacements	3	1,002	0.3%	0.7%	0.7%
% of FP17s Relating to Continuations	1	1,002	0.1%	0.7%	0.6%
% of Patients satisfied with the dentistry they have received	0	1	N/A	93.0%	93.0%
% of Patients satisfied with the time they had to wait for an appointment	0	1	N/A	85.3%	87.5%

* This is based on patients treated on this contract for their most recent course of treatment. Figures in italics indicate the base number of FP17s or Patient Questionnaire responses are less than 100. N/A is shown where the base number of responses is less than 10 during the period. % is calculated as Quantity/Base number*100

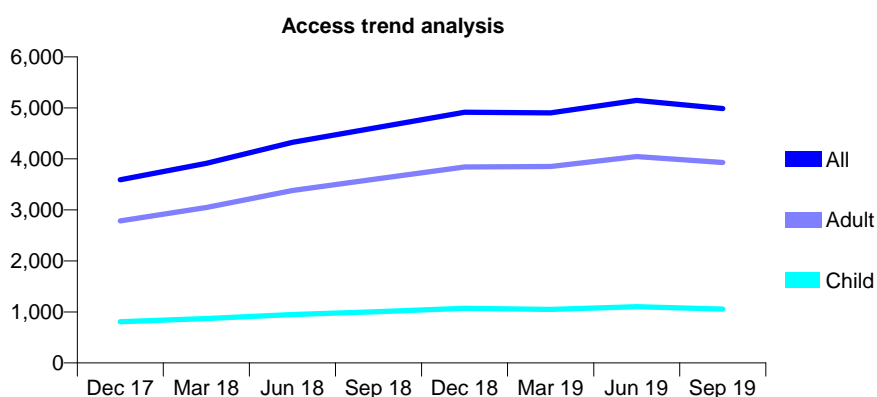
7A1 - Vital Signs At a Glance Contract Report for 682365/0011 - September 2019

Name or company name	MR QM JAFFRI
Contract type name	Pilot Contract
Purpose of contract	General
Contract start date	01/10/2014
Contract end date	

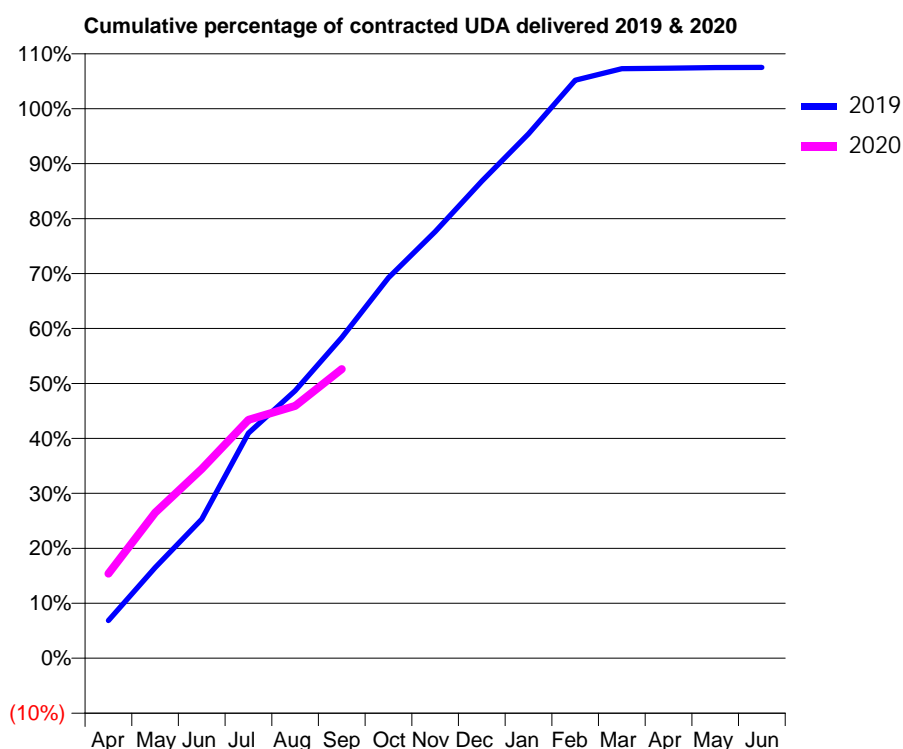
19/20 Contracted general activity (UDA)	14,413
Carry forward general activity (UDA)	-904
19/20 Contracted orthodontic activity (UOA)	0
Carry forward orthodontic activity (UOA)	0
Baseline contract value	£359,961.88

ACCESS*

Patients seen in 24 months	Total	Change since previous quarter
Quarter ending September 2018	4,617	
Quarter ending December 2018	4,914	↑
Quarter ending March 2019	4,902	→
Quarter ending June 2019	5,147	↑
Quarter ending September 2019	4,986	↓
Variance since September 2018	8.0%	↑



ACTIVITY



Month	Adjusted Scheduled Activity (UDA)	
	2019	2020
April	1,240	2,220
May	2,985	3,818
June	4,571	4,964
July	7,401	6,252
August	8,799	6,617
September	10,547	7,586
October	12,516	
November	14,028	
December	15,687	
January	17,246	
February	19,013	
March	19,391	
April	19,403	
May	19,424	
June	19,435	

QUALITY

	Quantity	Base Number	Contract	LHB	Wales
% of FP17s for the same patient ID Re-attending within 3 months - Children	24	737	3.3%	7.2%	10.7%
% of FP17s for the same patient ID Re-attending within 3 months - Adults	175	2,435	7.2%	12.7%	15.4%
% of FP17s for the same patient ID Re-attending between 3 & 9 months - Children	355	737	48.2%	58.3%	60.1%
% of FP17s for the same patient ID Re-attending between 3 & 9 months - Adults	1,299	2,435	53.3%	54.1%	56.7%
% of FP17s for Band 1 Urgent Courses	163	3,134	5.2%	7.6%	9.1%
% of FP17s Relating to Free Repair or Replacements	13	3,134	0.4%	0.7%	0.7%
% of FP17s Relating to Continuations	2	3,134	0.1%	0.7%	0.6%
% of Patients satisfied with the dentistry they have received	3	5	N/A	93.0%	93.0%
% of Patients satisfied with the time they had to wait for an appointment	3	5	N/A	85.3%	87.5%

* This is based on patients treated on this contract for their most recent course of treatment. Figures in italics indicate the base number of FP17s or Patient Questionnaire responses are less than 100. N/A is shown where the base number of responses is less than 10 during the period. % is calculated as Quantity/Base number*100

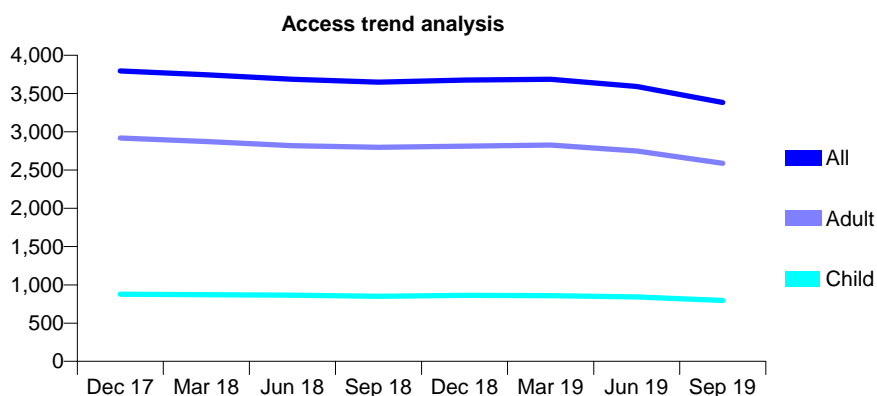
7A1 - Vital Signs At a Glance Contract Report for 682365/0012 - September 2019

Name or company name	MR QM JAFFRI
Contract type name	GDS Contract
Purpose of contract	General
Contract start date	01/10/2014
Contract end date	

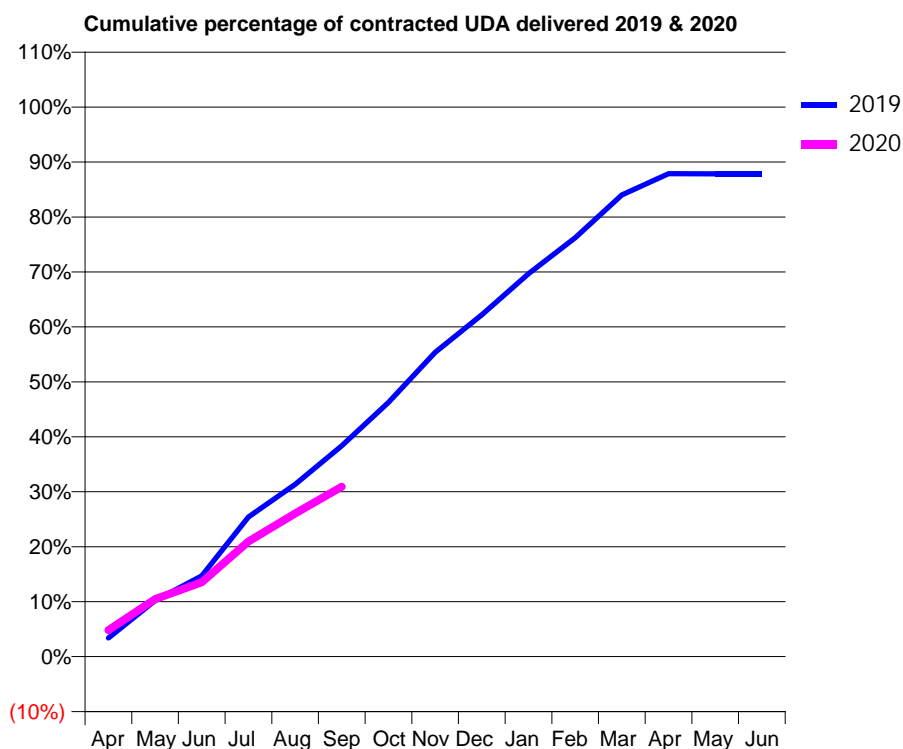
19/20 Contracted general activity (UDA)	11,903
Carry forward general activity (UDA)	0
19/20 Contracted orthodontic activity (UOA)	0
Carry forward orthodontic activity (UOA)	0
Baseline contract value	£298,965.83

ACCESS*

Patients seen in 24 months	Total	Change since previous quarter
Quarter ending September 2018	3,648	
Quarter ending December 2018	3,677	→
Quarter ending March 2019	3,685	→
Quarter ending June 2019	3,591	↓
Quarter ending September 2019	3,383	↓
Variance since September 2018	(7.3%)	↓



ACTIVITY



Month	Adjusted Scheduled Activity (UDA)	
	2019	2020
April	374	572
May	1,122	1,245
June	1,618	1,610
July	2,798	2,493
August	3,451	3,102
September	4,221	3,678
October	5,090	
November	6,095	
December	6,840	
January	7,668	
February	8,387	
March	9,240	
April	9,669	
May	9,663	
June	9,666	

QUALITY

	Quantity	Base Number	Contract	LHB	Wales
% of FP17s for the same patient ID Re-attending within 3 months - Children	12	441	2.7%	7.2%	10.7%
% of FP17s for the same patient ID Re-attending within 3 months - Adults	87	1,474	5.9%	12.7%	15.4%
% of FP17s for the same patient ID Re-attending between 3 & 9 months - Children	223	441	50.6%	58.3%	60.1%
% of FP17s for the same patient ID Re-attending between 3 & 9 months - Adults	837	1,474	56.8%	54.1%	56.7%
% of FP17s for Band 1 Urgent Courses	127	1,697	7.5%	7.6%	9.1%
% of FP17s Relating to Free Repair or Replacements	12	1,697	0.7%	0.7%	0.7%
% of FP17s Relating to Continuations	2	1,697	0.1%	0.7%	0.6%
% of Patients satisfied with the dentistry they have received	9	9	N/A	93.0%	93.0%
% of Patients satisfied with the time they had to wait for an appointment	8	9	N/A	85.3%	87.5%

* This is based on patients treated on this contract for their most recent course of treatment. Figures in italics indicate the base number of FP17s or Patient Questionnaire responses are less than 100. N/A is shown where the base number of responses is less than 10 during the period. % is calculated as Quantity/Base number*100

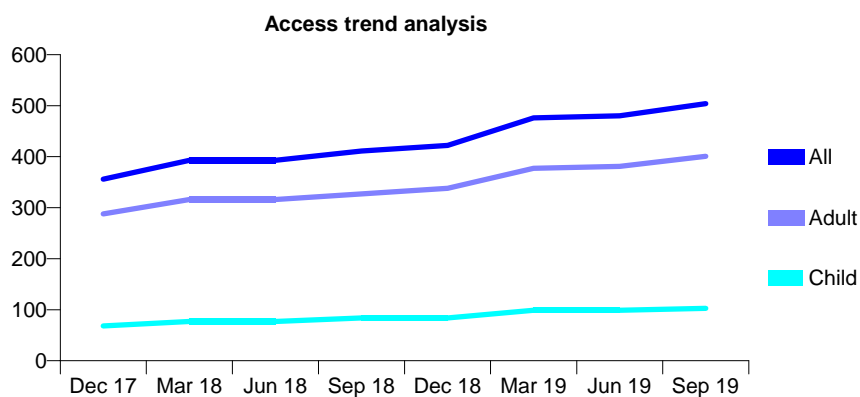
7A1 - Vital Signs At a Glance Contract Report for 732419/0001 - September 2019

Name or company name	MISS AH LANE
Contract type name	GDS Contract
Purpose of contract	General
Contract start date	01/04/2006
Contract end date	

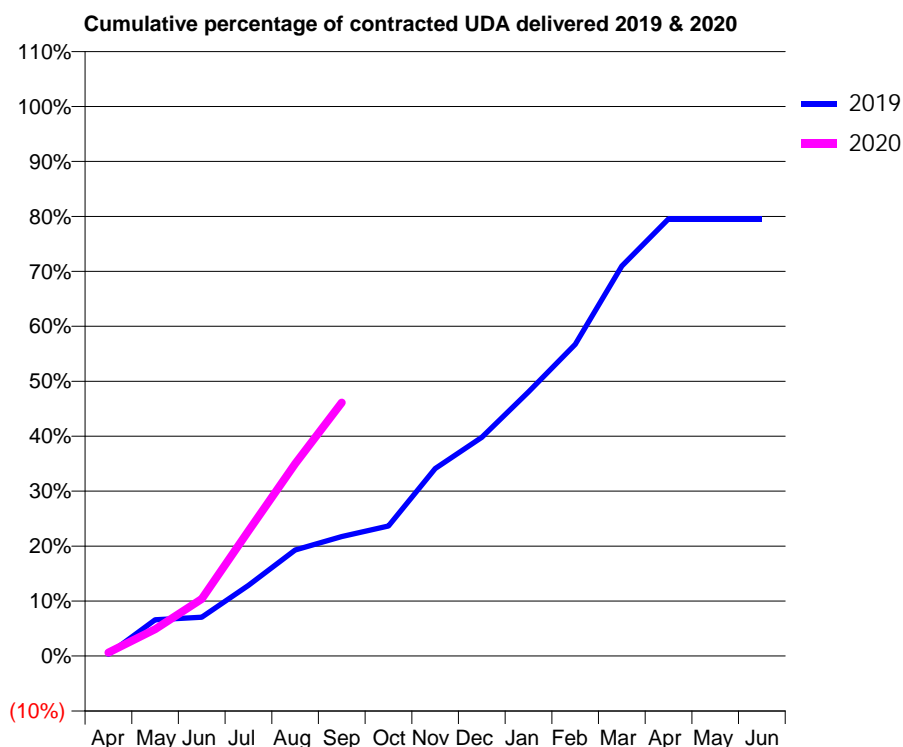
19/20 Contracted general activity (UDA)	2,192
Carry forward general activity (UDA)	0
19/20 Contracted orthodontic activity (UOA)	0
Carry forward orthodontic activity (UOA)	0
Baseline contract value	£67,847.14

ACCESS*

Patients seen in 24 months	Total	Change since previous quarter
Quarter ending September 2018	411	
Quarter ending December 2018	422	↑
Quarter ending March 2019	476	↑
Quarter ending June 2019	480	→
Quarter ending September 2019	504	↑
Variance since September 2018	22.6%	↑



ACTIVITY



Month	Adjusted Scheduled Activity (UDA)	
	2019	2020
April	8	14
May	165	107
June	177	227
July	322	499
August	483	767
September	544	1,011
October	592	
November	854	
December	995	
January	1,202	
February	1,419	
March	1,776	
April	1,991	
May	1,991	
June	1,991	

QUALITY

	Quantity	Base Number	Contract	LHB	Wales
% of FP17s for the same patient ID Re-attending within 3 months - Children	1	54	1.9%	7.2%	10.7%
% of FP17s for the same patient ID Re-attending within 3 months - Adults	10	227	4.4%	12.7%	15.4%
% of FP17s for the same patient ID Re-attending between 3 & 9 months - Children	3	54	5.6%	58.3%	60.1%
% of FP17s for the same patient ID Re-attending between 3 & 9 months - Adults	74	227	32.6%	54.1%	56.7%
% of FP17s for Band 1 Urgent Courses	4	234	1.7%	7.6%	9.1%
% of FP17s Relating to Free Repair or Replacements	0	234	0.0%	0.7%	0.7%
% of FP17s Relating to Continuations	0	234	0.0%	0.7%	0.6%
% of Patients satisfied with the dentistry they have received	2	2	N/A	93.0%	93.0%
% of Patients satisfied with the time they had to wait for an appointment	1	2	N/A	85.3%	87.5%

* This is based on patients treated on this contract for their most recent course of treatment. Figures in italics indicate the base number of FP17s or Patient Questionnaire responses are less than 100. N/A is shown where the base number of responses is less than 10 during the period. % is calculated as Quantity/Base number*100

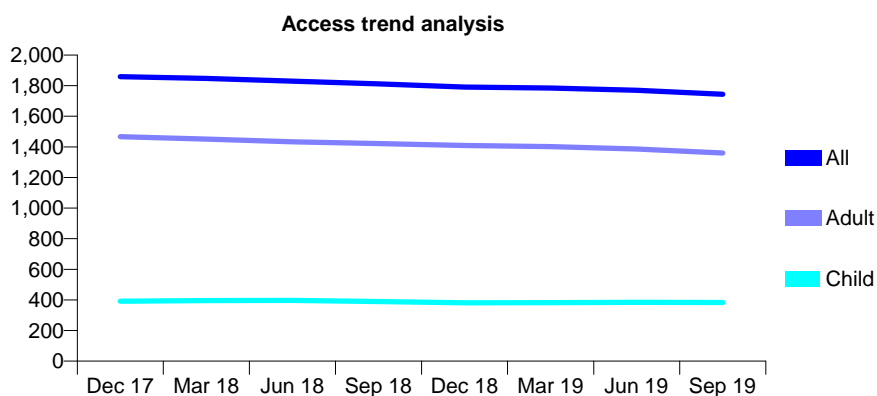
7A1 - Vital Signs At a Glance Contract Report for 782092/0001 - September 2019

Name or company name	MR F FARSAIKIYA
Contract type name	GDS Contract
Purpose of contract	General
Contract start date	01/04/2006
Contract end date	

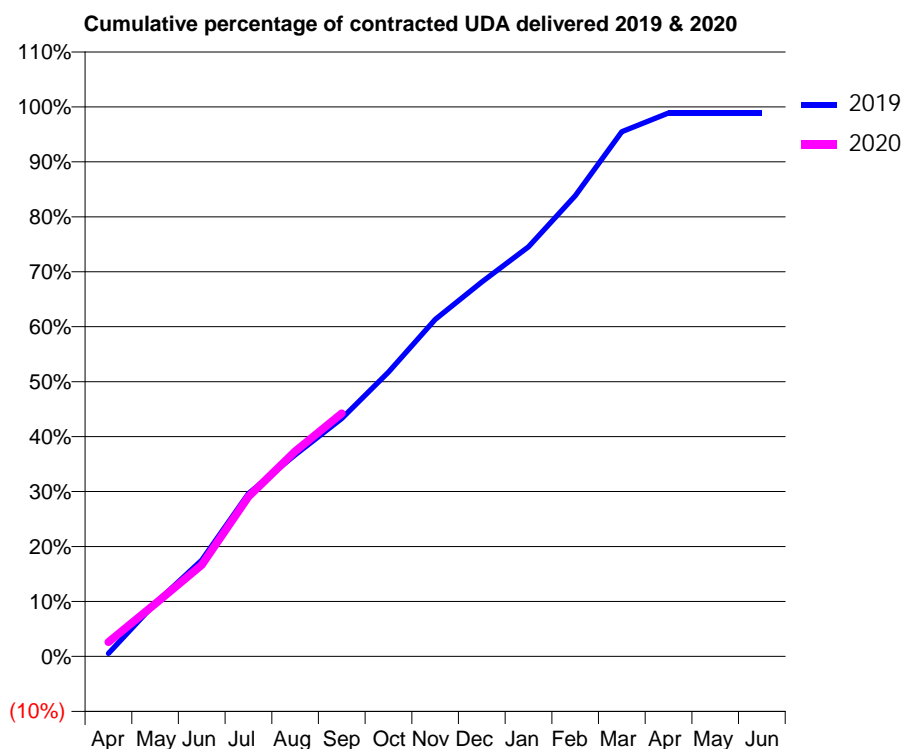
19/20 Contracted general activity (UDA)	6,400
Carry forward general activity (UDA)	68
19/20 Contracted orthodontic activity (UOA)	0
Carry forward orthodontic activity (UOA)	0
Baseline contract value	£158,225.65

ACCESS*

Patients seen in 24 months	Total	Change since previous quarter
Quarter ending September 2018	1,812	
Quarter ending December 2018	1,791	↓
Quarter ending March 2019	1,784	→
Quarter ending June 2019	1,770	→
Quarter ending September 2019	1,743	↓
Variance since September 2018	(3.8%)	↓



ACTIVITY



Month	Adjusted Scheduled Activity (UDA)	
	2019	2020
April	33	166
May	581	613
June	1,052	1,066
July	1,779	1,862
August	2,201	2,390
September	2,597	2,831
October	3,104	
November	3,679	
December	4,088	
January	4,472	
February	5,029	
March	5,728	
April	5,932	
May	5,932	
June	5,932	

QUALITY

	Quantity	Base Number	Contract	LHB	Wales
% of FP17s for the same patient ID Re-attending within 3 months - Children	8	361	2.2%	7.2%	10.7%
% of FP17s for the same patient ID Re-attending within 3 months - Adults	73	1,176	6.2%	12.7%	15.4%
% of FP17s for the same patient ID Re-attending between 3 & 9 months - Children	293	361	81.2%	58.3%	60.1%
% of FP17s for the same patient ID Re-attending between 3 & 9 months - Adults	928	1,176	78.9%	54.1%	56.7%
% of FP17s for Band 1 Urgent Courses	25	1,424	1.8%	7.6%	9.1%
% of FP17s Relating to Free Repair or Replacements	0	1,424	0.0%	0.7%	0.7%
% of FP17s Relating to Continuations	9	1,424	0.6%	0.7%	0.6%
% of Patients satisfied with the dentistry they have received	1	2	N/A	93.0%	93.0%
% of Patients satisfied with the time they had to wait for an appointment	1	2	N/A	85.3%	87.5%

* This is based on patients treated on this contract for their most recent course of treatment. Figures in italics indicate the base number of FP17s or Patient Questionnaire responses are less than 100. N/A is shown where the base number of responses is less than 10 during the period. % is calculated as Quantity/Base number*100

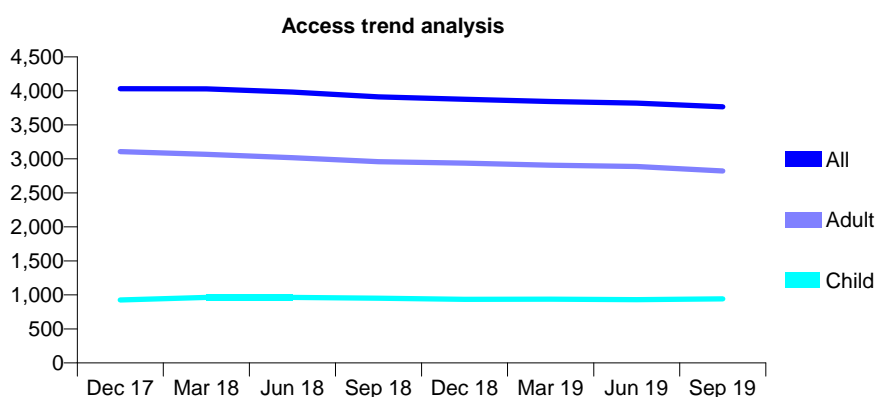
7A1 - Vital Signs At a Glance Contract Report for 788457/0001 - September 2019

Name or company name	Marquess DP Limited
Contract type name	GDS Contract
Purpose of contract	General
Contract start date	02/08/2006
Contract end date	

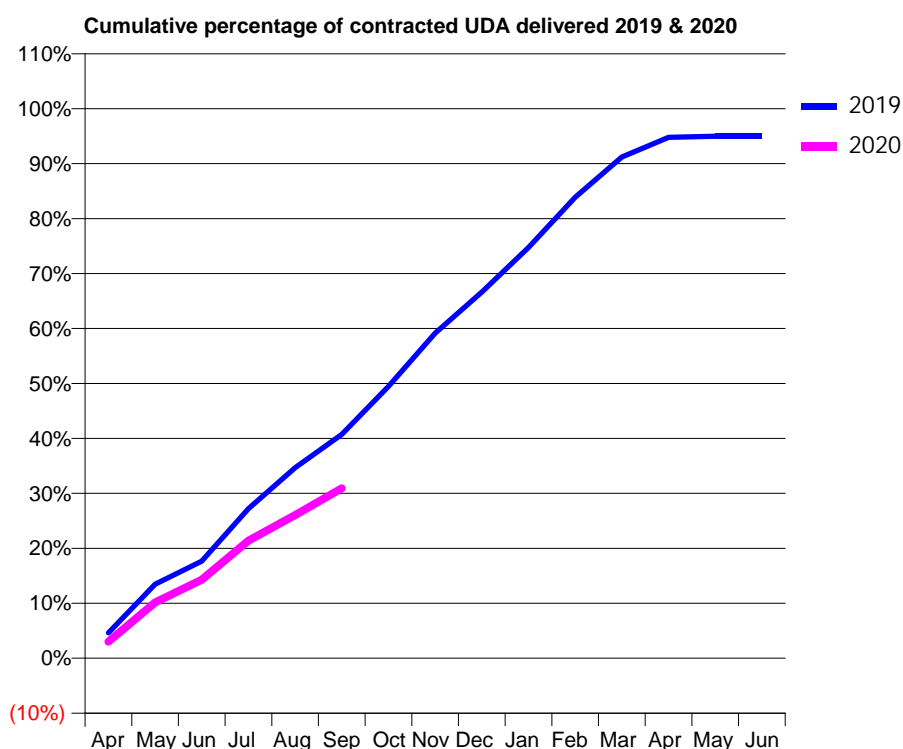
19/20 Contracted general activity (UDA)	14,664
Carry forward general activity (UDA)	0
19/20 Contracted orthodontic activity (UOA)	0
Carry forward orthodontic activity (UOA)	0
Baseline contract value	£378,980.37

ACCESS*

Patients seen in 24 months	Total	Change since previous quarter
Quarter ending September 2018	3,911	
Quarter ending December 2018	3,875	→
Quarter ending March 2019	3,845	→
Quarter ending June 2019	3,820	→
Quarter ending September 2019	3,765	↓
Variance since September 2018	(3.7%)	↓



ACTIVITY



Month	2019	2020
April	495	444
May	1,442	1,491
June	1,890	2,094
July	2,910	3,135
August	3,706	3,821
September	4,353	4,532
October	5,289	
November	6,322	
December	7,122	
January	7,987	
February	8,965	
March	9,745	
April	10,131	
May	10,150	
June	10,150	

QUALITY

	Quantity	Base Number	Contract	LHB	Wales
% of FP17s for the same patient ID Re-attending within 3 months - Children	51	808	6.3%	7.2%	10.7%
% of FP17s for the same patient ID Re-attending within 3 months - Adults	272	2,224	12.2%	12.7%	15.4%
% of FP17s for the same patient ID Re-attending between 3 & 9 months - Children	510	808	63.1%	58.3%	60.1%
% of FP17s for the same patient ID Re-attending between 3 & 9 months - Adults	1,433	2,224	64.4%	54.1%	56.7%
% of FP17s for Band 1 Urgent Courses	170	2,773	6.1%	7.6%	9.1%
% of FP17s Relating to Free Repair or Replacements	32	2,773	1.2%	0.7%	0.7%
% of FP17s Relating to Continuations	6	2,773	0.2%	0.7%	0.6%
% of Patients satisfied with the dentistry they have received	3	3	N/A	93.0%	93.0%
% of Patients satisfied with the time they had to wait for an appointment	3	3	N/A	85.3%	87.5%

* This is based on patients treated on this contract for their most recent course of treatment.

Figures in italics indicate the base number of FP17s or Patient Questionnaire responses are less than 100. N/A is shown where the base number of responses is less than 10 during the period. % is calculated as Quantity/Base number*100

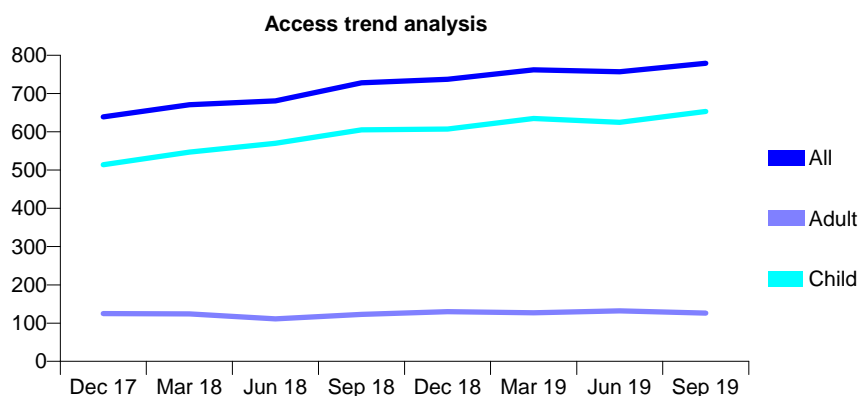
7A1 - Vital Signs At a Glance Contract Report for 808946/0001 - September 2019

Name or company name	N Hughes Jones
Contract type name	GDS Contract
Purpose of contract	General
Contract start date	01/04/2006
Contract end date	

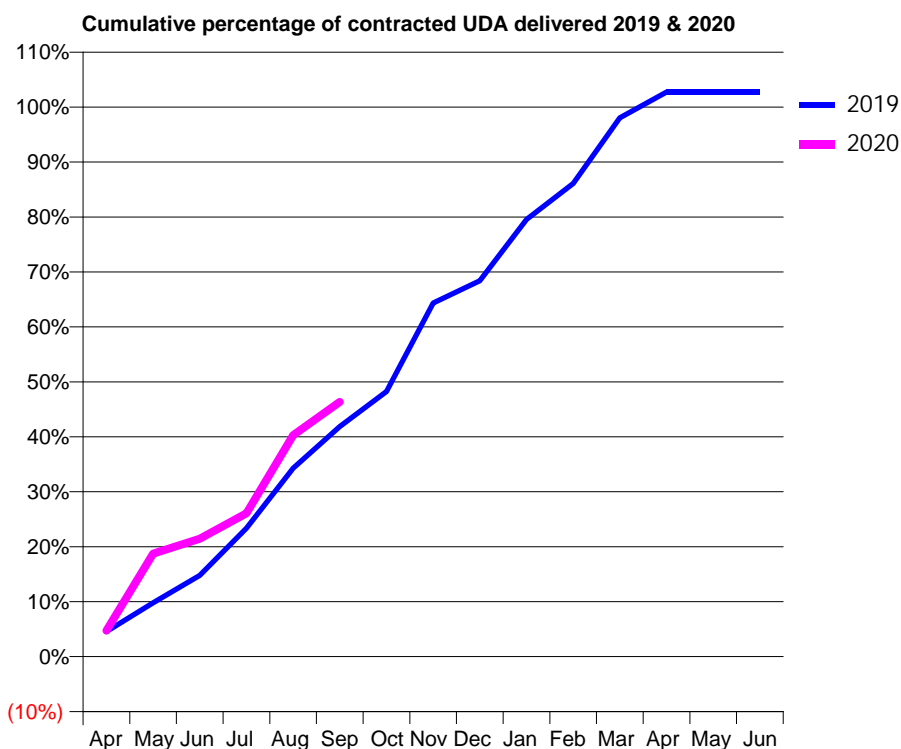
19/20 Contracted general activity (UDA)	1,600
Carry forward general activity (UDA)	-40
19/20 Contracted orthodontic activity (UOA)	0
Carry forward orthodontic activity (UOA)	0
Baseline contract value	£41,057.89

ACCESS*

Patients seen in 24 months	Total	Change since previous quarter
Quarter ending September 2018	728	
Quarter ending December 2018	737	→
Quarter ending March 2019	762	↑
Quarter ending June 2019	757	→
Quarter ending September 2019	779	↑
Variance since September 2018	7.0%	↑



ACTIVITY



Month	Adjusted Scheduled Activity (UDA)	
	2019	2020
April	73	76
May	157	300
June	237	343
July	374	417
August	549	645
September	670	741
October	772	
November	1,030	
December	1,094	
January	1,273	
February	1,378	
March	1,569	
April	1,644	
May	1,644	
June	1,644	

QUALITY

	Quantity	Base Number	Contract	LHB	Wales
% of FP17s for the same patient ID Re-attending within 3 months - Children	34	531	6.4%	7.2%	10.7%
% of FP17s for the same patient ID Re-attending within 3 months - Adults	2	60	3.3%	12.7%	15.4%
% of FP17s for the same patient ID Re-attending between 3 & 9 months - Children	350	531	65.9%	58.3%	60.1%
% of FP17s for the same patient ID Re-attending between 3 & 9 months - Adults	44	60	73.3%	54.1%	56.7%
% of FP17s for Band 1 Urgent Courses	12	536	2.2%	7.6%	9.1%
% of FP17s Relating to Free Repair or Replacements	0	536	0.0%	0.7%	0.7%
% of FP17s Relating to Continuations	4	536	0.7%	0.7%	0.6%
% of Patients satisfied with the dentistry they have received	0	0	N/A	93.0%	93.0%
% of Patients satisfied with the time they had to wait for an appointment	0	0	N/A	85.3%	87.5%

* This is based on patients treated on this contract for their most recent course of treatment. Figures in italics indicate the base number of FP17s or Patient Questionnaire responses are less than 100. N/A is shown where the base number of responses is less than 10 during the period. % is calculated as Quantity/Base number*100

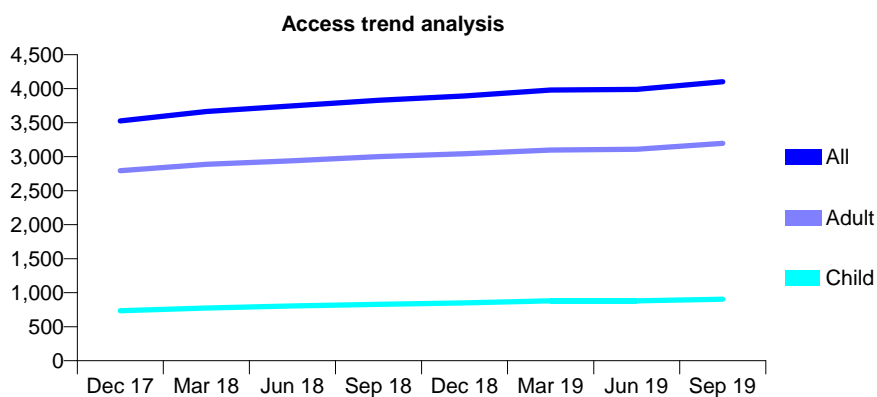
7A1 - Vital Signs At a Glance Contract Report for 813184/0001 - September 2019

Name or company name	Rosehill Dental Practice
Contract type name	Pilot Contract
Purpose of contract	General
Contract start date	03/04/2006
Contract end date	

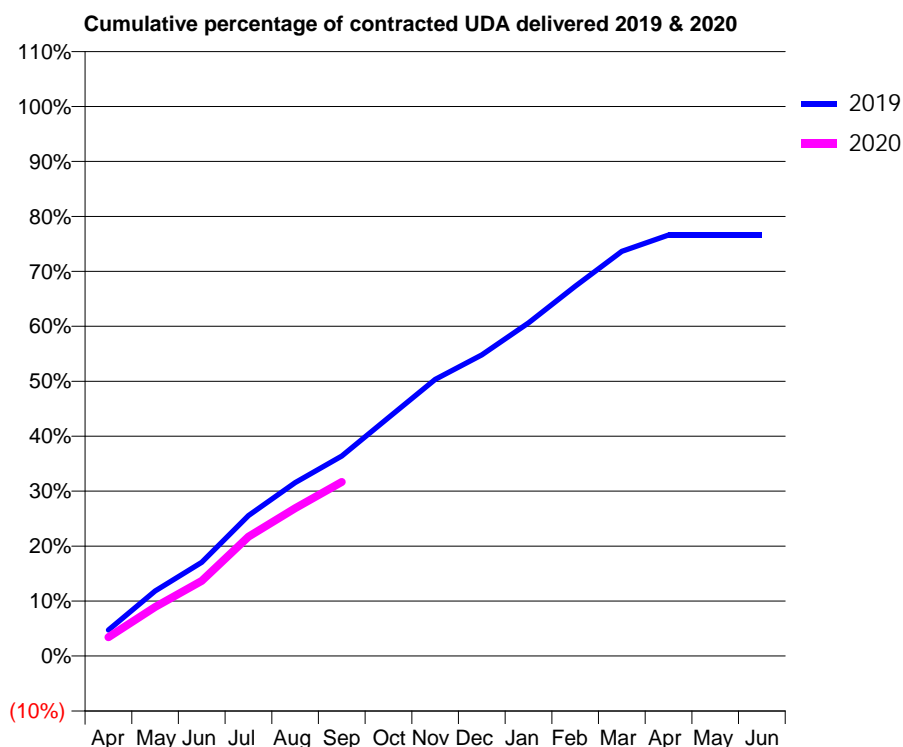
19/20 Contracted general activity (UDA)	14,821
Carry forward general activity (UDA)	0
19/20 Contracted orthodontic activity (UOA)	0
Carry forward orthodontic activity (UOA)	0
Baseline contract value	£382,462.41

ACCESS*

Patients seen in 24 months	Total	Change since previous quarter
Quarter ending September 2018	3,829	
Quarter ending December 2018	3,894	→
Quarter ending March 2019	3,979	↑
Quarter ending June 2019	3,990	→
Quarter ending September 2019	4,102	↑
Variance since September 2018	7.1%	↑



ACTIVITY



Month	Adjusted Scheduled Activity (UDA)	
	2019	2020
April	656	510
May	1,642	1,327
June	2,361	2,026
July	3,540	3,216
August	4,371	3,988
September	5,040	4,695
October	6,010	
November	6,975	
December	7,588	
January	8,398	
February	9,320	
March	10,202	
April	10,612	
May	10,613	
June	10,613	

QUALITY

	Quantity	Base Number	Contract	LHB	Wales
% of FP17s for the same patient ID Re-attending within 3 months - Children	53	700	7.6%	7.2%	10.7%
% of FP17s for the same patient ID Re-attending within 3 months - Adults	261	2,118	12.3%	12.7%	15.4%
% of FP17s for the same patient ID Re-attending between 3 & 9 months - Children	481	700	68.7%	58.3%	60.1%
% of FP17s for the same patient ID Re-attending between 3 & 9 months - Adults	943	2,118	44.5%	54.1%	56.7%
% of FP17s for Band 1 Urgent Courses	119	2,604	4.6%	7.6%	9.1%
% of FP17s Relating to Free Repair or Replacements	35	2,604	1.3%	0.7%	0.7%
% of FP17s Relating to Continuations	36	2,604	1.4%	0.7%	0.6%
% of Patients satisfied with the dentistry they have received	6	6	N/A	93.0%	93.0%
% of Patients satisfied with the time they had to wait for an appointment	6	6	N/A	85.3%	87.5%

* This is based on patients treated on this contract for their most recent course of treatment. Figures in italics indicate the base number of FP17s or Patient Questionnaire responses are less than 100. N/A is shown where the base number of responses is less than 10 during the period. % is calculated as Quantity/Base number*100

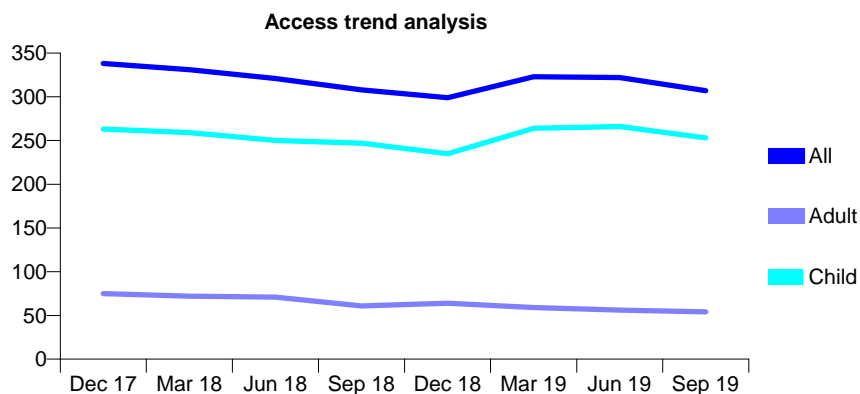
7A1 - Vital Signs At a Glance Contract Report for 826677/0001 - September 2019

Name or company name	MR SJ LANGSTON
Contract type name	GDS Contract
Purpose of contract	General and Orthodontic
Contract start date	01/04/2006
Contract end date	

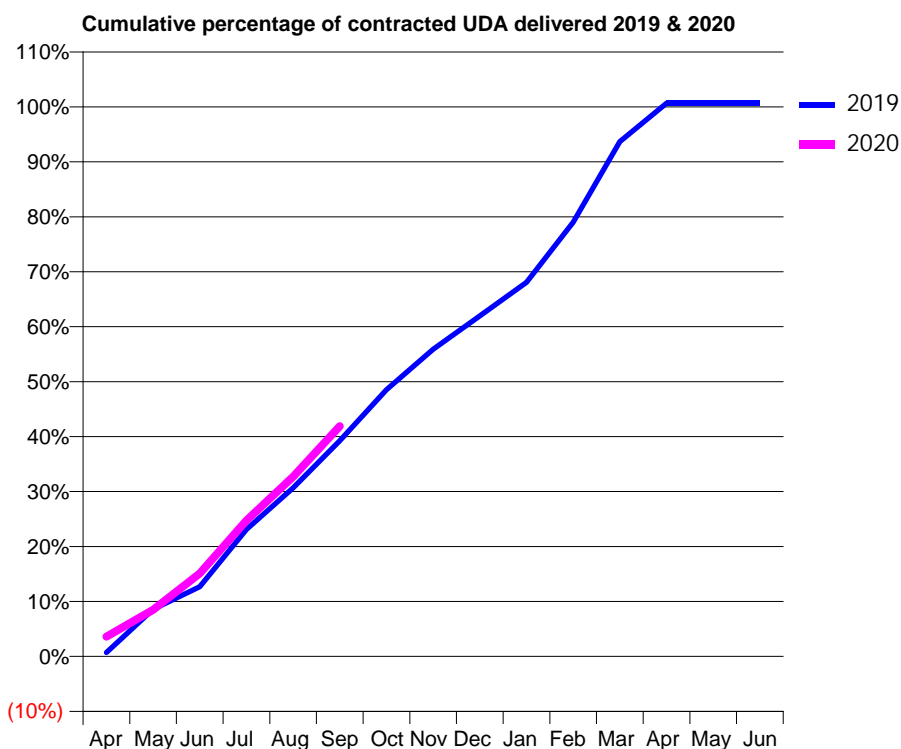
19/20 Contracted general activity (UDA)	560
Carry forward general activity (UDA)	-4
19/20 Contracted orthodontic activity (UOA)	11
Carry forward orthodontic activity (UOA)	56
Baseline contract value	£14,722.02

ACCESS*

Patients seen in 24 months	Total	Change since previous quarter
Quarter ending September 2018	308	
Quarter ending December 2018	299	↓
Quarter ending March 2019	323	↑
Quarter ending June 2019	322	→
Quarter ending September 2019	307	↓
Variance since September 2018	(0.3%)	→



ACTIVITY



Month	Adjusted Scheduled Activity (UDA)	
	2019	2020
April	4	20
May	48	48
June	71	85
July	129	139
August	172	183
September	220	235
October	272	
November	313	
December	347	
January	381	
February	443	
March	525	
April	564	
May	564	
June	564	

QUALITY

	Quantity	Base Number	Contract	LHB	Wales
% of FP17s for the same patient ID Re-attending within 3 months - Children	8	218	3.7%	7.2%	10.7%
% of FP17s for the same patient ID Re-attending within 3 months - Adults	0	19	0.0%	12.7%	15.4%
% of FP17s for the same patient ID Re-attending between 3 & 9 months - Children	116	218	53.2%	58.3%	60.1%
% of FP17s for the same patient ID Re-attending between 3 & 9 months - Adults	3	19	15.8%	54.1%	56.7%
% of FP17s for Band 1 Urgent Courses	8	195	4.1%	7.6%	9.1%
% of FP17s Relating to Free Repair or Replacements	0	195	0.0%	0.7%	0.7%
% of FP17s Relating to Continuations	0	195	0.0%	0.7%	0.6%
% of Patients satisfied with the dentistry they have received	0	0	N/A	93.0%	93.0%
% of Patients satisfied with the time they had to wait for an appointment	0	0	N/A	85.3%	87.5%

* This is based on patients treated on this contract for their most recent course of treatment. Figures in italics indicate the base number of FP17s or Patient Questionnaire responses are less than 100. N/A is shown where the base number of responses is less than 10 during the period. % is calculated as Quantity/Base number*100

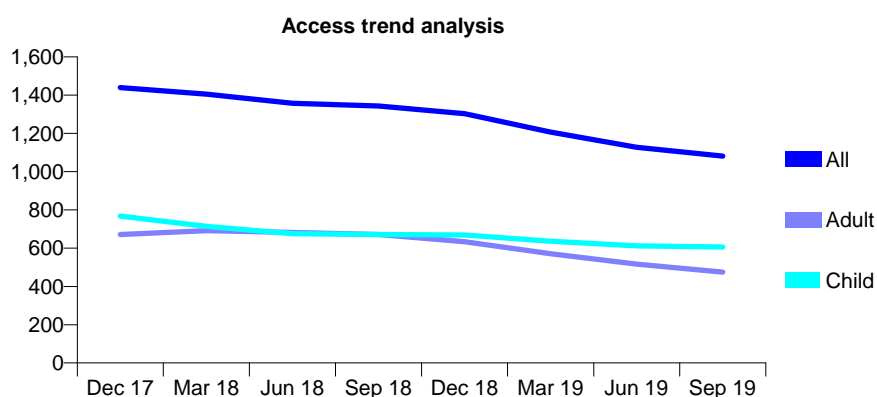
7A1 - Vital Signs At a Glance Contract Report for 833312/0001 - September 2019

Name or company name	MR SJ KEEN
Contract type name	GDS Contract
Purpose of contract	General and Orthodontic
Contract start date	01/04/2006
Contract end date	

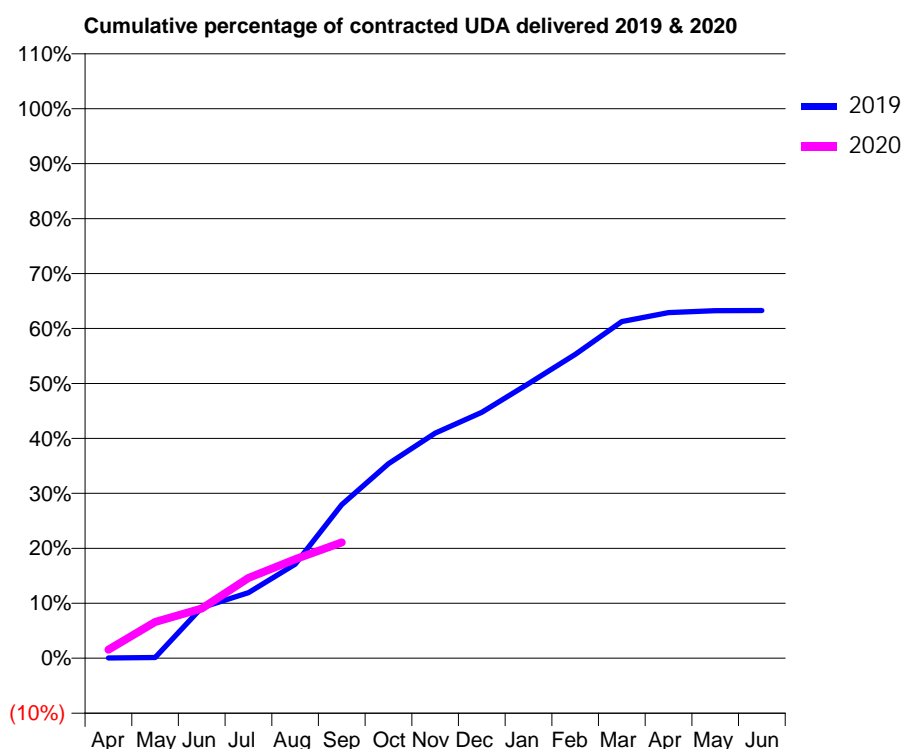
19/20 Contracted general activity (UDA)	3,008
Carry forward general activity (UDA)	0
19/20 Contracted orthodontic activity (UOA)	365
Carry forward orthodontic activity (UOA)	12
Baseline contract value	£104,571.96

ACCESS*

Patients seen in 24 months	Total	Change since previous quarter
Quarter ending September 2018	1,343	
Quarter ending December 2018	1,303	↓
Quarter ending March 2019	1,207	↓
Quarter ending June 2019	1,128	↓
Quarter ending September 2019	1,081	↓
Variance since September 2018	(19.5%)	↓



ACTIVITY



Adjusted Scheduled Activity (UDA)		
Month	2019	2020
April	1	47
May	4	198
June	278	272
July	359	440
August	515	542
September	840	634
October	1,065	
November	1,232	
December	1,347	
January	1,503	
February	1,663	
March	1,843	
April	1,892	
May	1,902	
June	1,903	

QUALITY

	Quantity	Base Number	Contract	LHB	Wales
% of FP17s for the same patient ID Re-attending within 3 months - Children	20	323	6.2%	7.2%	10.7%
% of FP17s for the same patient ID Re-attending within 3 months - Adults	14	163	8.6%	12.7%	15.4%
% of FP17s for the same patient ID Re-attending between 3 & 9 months - Children	166	323	51.4%	58.3%	60.1%
% of FP17s for the same patient ID Re-attending between 3 & 9 months - Adults	79	163	48.5%	54.1%	56.7%
% of FP17s for Band 1 Urgent Courses	45	446	10.1%	7.6%	9.1%
% of FP17s Relating to Free Repair or Replacements	1	446	0.2%	0.7%	0.7%
% of FP17s Relating to Continuations	1	446	0.2%	0.7%	0.6%
% of Patients satisfied with the dentistry they have received	0	0	N/A	93.0%	93.0%
% of Patients satisfied with the time they had to wait for an appointment	0	0	N/A	85.3%	87.5%

* This is based on patients treated on this contract for their most recent course of treatment.

Figures in italics indicate the base number of FP17s or Patient Questionnaire responses are less than 100. N/A is shown where the base number of responses is less than 10 during the period. % is calculated as Quantity/Base number*100

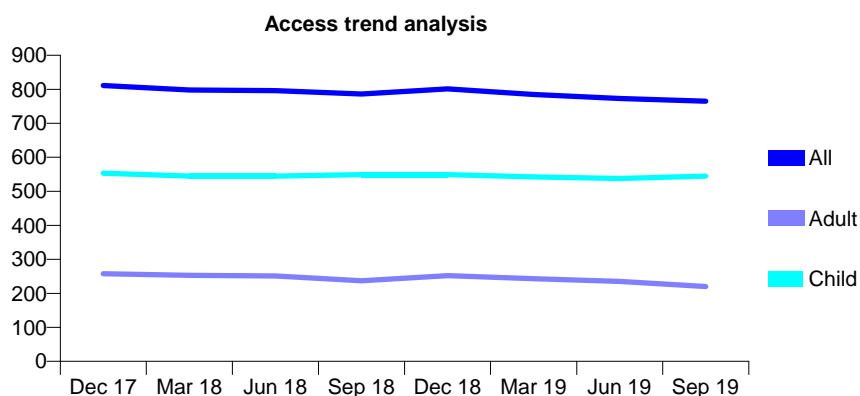
7A1 - Vital Signs At a Glance Contract Report for 905143/0001 - September 2019

Name or company name	Herd & Jones
Contract type name	GDS Contract
Purpose of contract	General
Contract start date	01/04/2006
Contract end date	

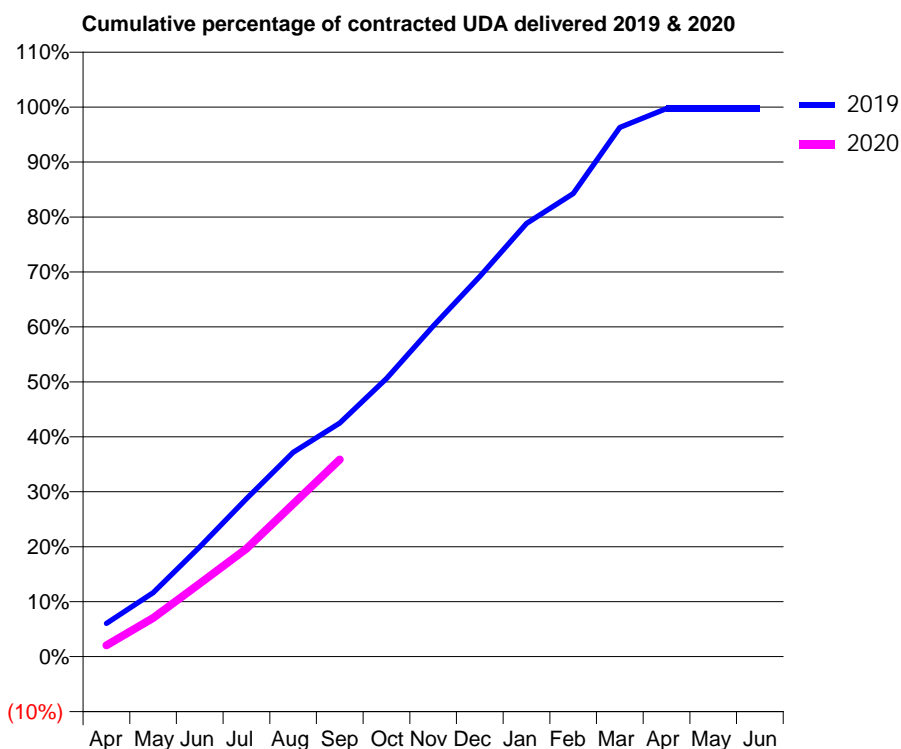
19/20 Contracted general activity (UDA)	2,000
Carry forward general activity (UDA)	5
19/20 Contracted orthodontic activity (UOA)	0
Carry forward orthodontic activity (UOA)	0
Baseline contract value	£62,308.28

ACCESS*

Patients seen in 24 months	Total	Change since previous quarter
Quarter ending September 2018	786	
Quarter ending December 2018	801	→
Quarter ending March 2019	785	↓
Quarter ending June 2019	773	↓
Quarter ending September 2019	765	↓
Variance since September 2018	(2.7%)	↓



ACTIVITY



Month	Adjusted Scheduled Activity (UDA)	
	2019	2020
April	118	41
May	227	141
June	389	266
July	560	393
August	725	556
September	829	718
October	987	
November	1,173	
December	1,349	
January	1,537	
February	1,643	
March	1,877	
April	1,945	
May	1,945	
June	1,945	

QUALITY

	Quantity	Base Number	Contract	LHB	Wales
% of FP17s for the same patient ID Re-attending within 3 months - Children	12	385	3.1%	7.2%	10.7%
% of FP17s for the same patient ID Re-attending within 3 months - Adults	10	103	9.7%	12.7%	15.4%
% of FP17s for the same patient ID Re-attending between 3 & 9 months - Children	241	385	62.6%	58.3%	60.1%
% of FP17s for the same patient ID Re-attending between 3 & 9 months - Adults	55	103	53.4%	54.1%	56.7%
% of FP17s for Band 1 Urgent Courses	24	452	5.3%	7.6%	9.1%
% of FP17s Relating to Free Repair or Replacements	0	452	0.0%	0.7%	0.7%
% of FP17s Relating to Continuations	0	452	0.0%	0.7%	0.6%
% of Patients satisfied with the dentistry they have received	0	0	N/A	93.0%	93.0%
% of Patients satisfied with the time they had to wait for an appointment	0	0	N/A	85.3%	87.5%

* This is based on patients treated on this contract for their most recent course of treatment. Figures in italics indicate the base number of FP17s or Patient Questionnaire responses are less than 100. N/A is shown where the base number of responses is less than 10 during the period. % is calculated as Quantity/Base number*100

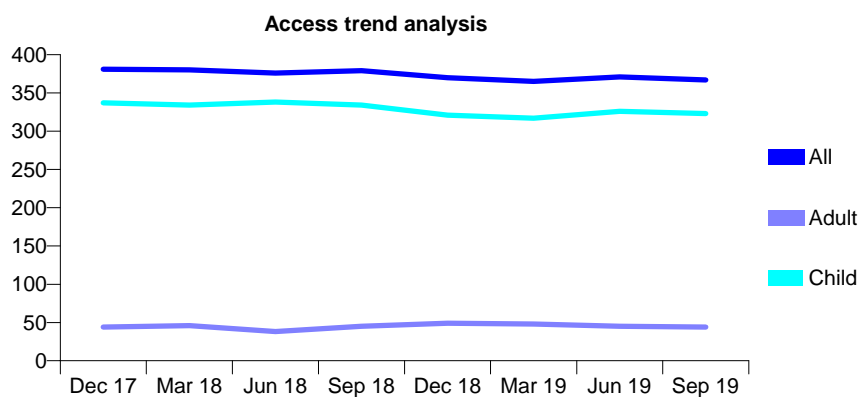
7A1 - Vital Signs At a Glance Contract Report for 923281/0001 - September 2019

Name or company name	MR CJ LOTTER
Contract type name	GDS Contract
Purpose of contract	General
Contract start date	01/04/2006
Contract end date	

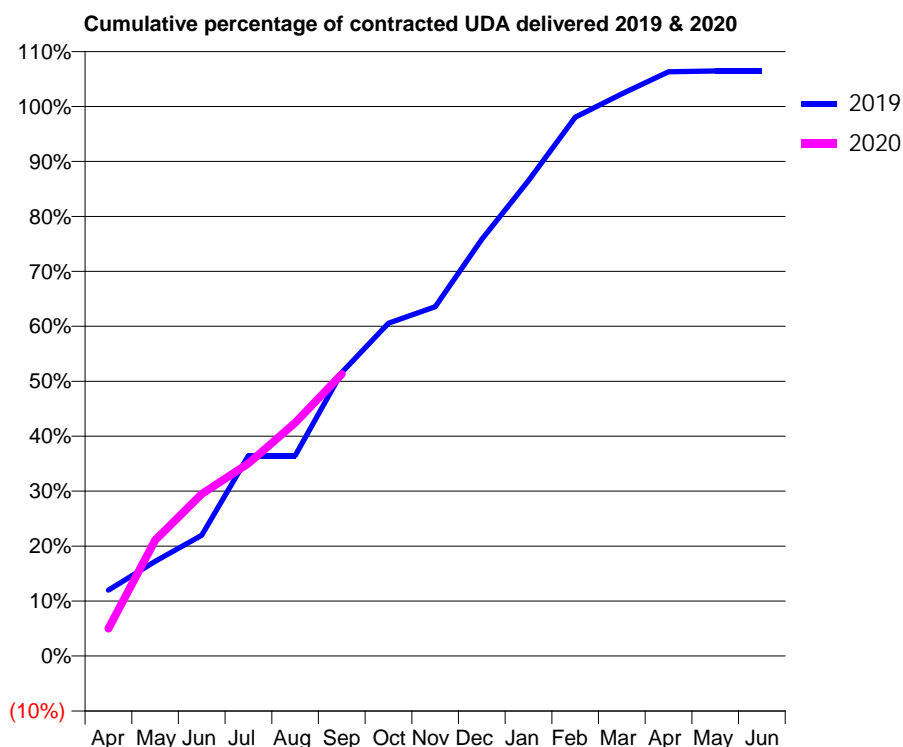
19/20 Contracted general activity (UDA)	702
Carry forward general activity (UDA)	-35
19/20 Contracted orthodontic activity (UOA)	0
Carry forward orthodontic activity (UOA)	0
Baseline contract value	£19,227.21

ACCESS*

Patients seen in 24 months	Total	Change since previous quarter
Quarter ending September 2018	379	
Quarter ending December 2018	370	↓
Quarter ending March 2019	365	↓
Quarter ending June 2019	371	→
Quarter ending September 2019	367	↓
Variance since September 2018	(3.2%)	↓



ACTIVITY



Month	Adjusted Scheduled Activity (UDA)	
	2019	2020
April	84	35
May	121	148
June	154	207
July	256	246
August	256	298
September	362	360
October	425	
November	446	
December	532	
January	607	
February	688	
March	718	
April	746	
May	747	
June	747	

QUALITY

	Quantity	Base Number	Contract	LHB	Wales
% of FP17s for the same patient ID Re-attending within 3 months - Children	8	273	2.9%	7.2%	10.7%
% of FP17s for the same patient ID Re-attending within 3 months - Adults	1	10	10.0%	12.7%	15.4%
% of FP17s for the same patient ID Re-attending between 3 & 9 months - Children	171	273	62.6%	58.3%	60.1%
% of FP17s for the same patient ID Re-attending between 3 & 9 months - Adults	9	10	90.0%	54.1%	56.7%
% of FP17s for Band 1 Urgent Courses	0	256	0.0%	7.6%	9.1%
% of FP17s Relating to Free Repair or Replacements	1	256	0.4%	0.7%	0.7%
% of FP17s Relating to Continuations	0	256	0.0%	0.7%	0.6%
% of Patients satisfied with the dentistry they have received	0	0	N/A	93.0%	93.0%
% of Patients satisfied with the time they had to wait for an appointment	0	0	N/A	85.3%	87.5%

* This is based on patients treated on this contract for their most recent course of treatment. Figures in italics indicate the base number of FP17s or Patient Questionnaire responses are less than 100. N/A is shown where the base number of responses is less than 10 during the period. % is calculated as Quantity/Base number*100

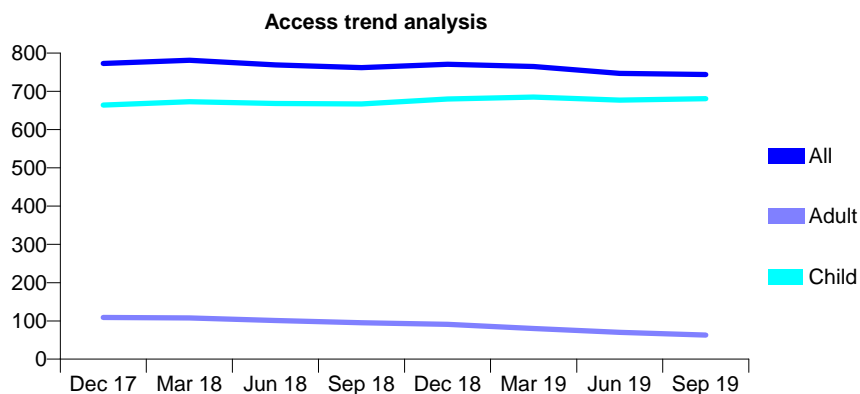
7A1 - Vital Signs At a Glance Contract Report for 933481/0001 - September 2019

Name or company name	MR SE LOF
Contract type name	GDS Contract
Purpose of contract	General
Contract start date	01/04/2006
Contract end date	

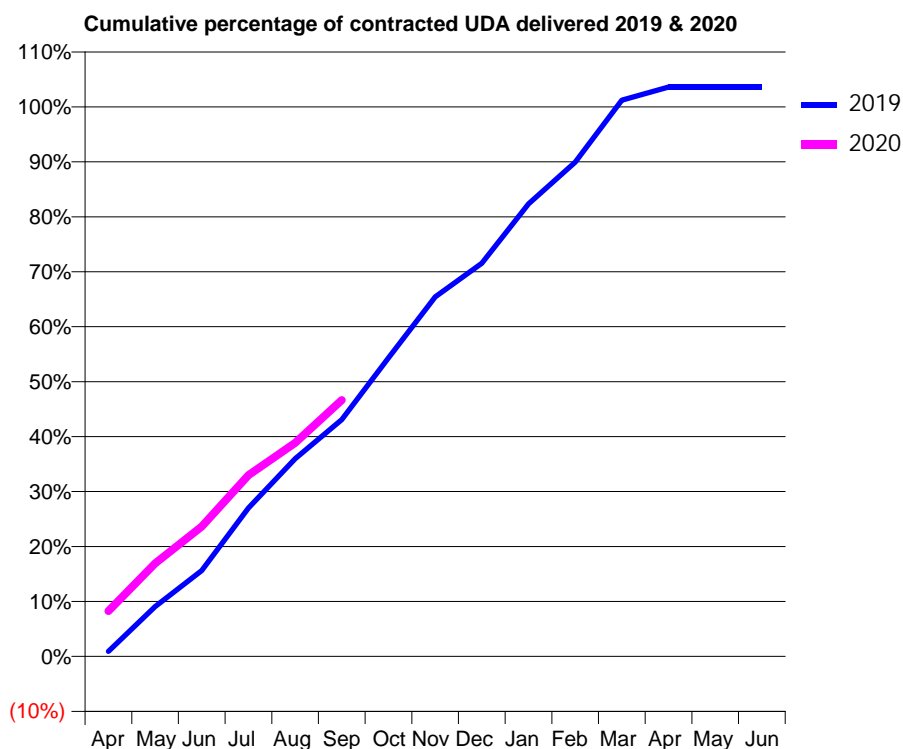
19/20 Contracted general activity (UDA)	1,500
Carry forward general activity (UDA)	-54
19/20 Contracted orthodontic activity (UOA)	0
Carry forward orthodontic activity (UOA)	0
Baseline contract value	£38,765.32

ACCESS*

Patients seen in 24 months	Total	Change since previous quarter
Quarter ending September 2018	762	
Quarter ending December 2018	771	→
Quarter ending March 2019	765	→
Quarter ending June 2019	747	↓
Quarter ending September 2019	744	→
Variance since September 2018	(2.4%)	↓



ACTIVITY



Month	2019	2020
April	14	124
May	136	254
June	234	354
July	405	495
August	540	583
September	646	700
October	815	
November	981	
December	1,073	
January	1,235	
February	1,349	
March	1,518	
April	1,554	
May	1,554	
June	1,554	

QUALITY

	Quantity	Base Number	Contract	LHB	Wales
% of FP17s for the same patient ID Re-attending within 3 months - Children	45	547	8.2%	7.2%	10.7%
% of FP17s for the same patient ID Re-attending within 3 months - Adults	0	0	N/A	12.7%	15.4%
% of FP17s for the same patient ID Re-attending between 3 & 9 months - Children	394	547	72.0%	58.3%	60.1%
% of FP17s for the same patient ID Re-attending between 3 & 9 months - Adults	0	0	N/A	54.1%	56.7%
% of FP17s for Band 1 Urgent Courses	21	512	4.1%	7.6%	9.1%
% of FP17s Relating to Free Repair or Replacements	0	512	0.0%	0.7%	0.7%
% of FP17s Relating to Continuations	0	512	0.0%	0.7%	0.6%
% of Patients satisfied with the dentistry they have received	2	2	N/A	93.0%	93.0%
% of Patients satisfied with the time they had to wait for an appointment	2	2	N/A	85.3%	87.5%

* This is based on patients treated on this contract for their most recent course of treatment. Figures in italics indicate the base number of FP17s or Patient Questionnaire responses are less than 100. N/A is shown where the base number of responses is less than 10 during the period. % is calculated as Quantity/Base number*100

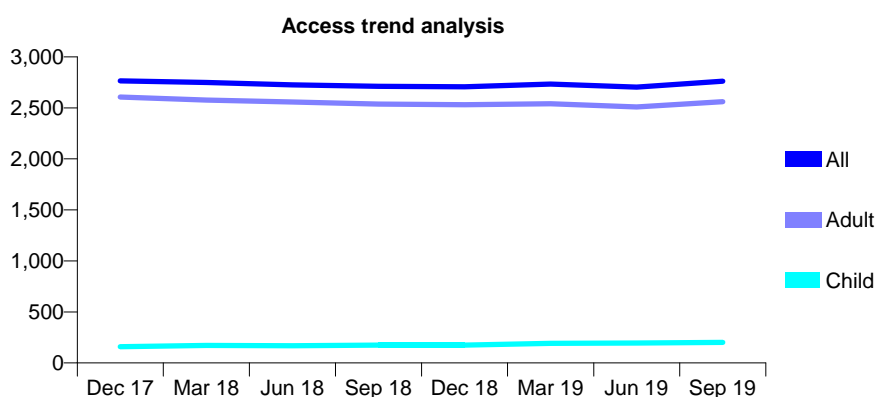
7A1 - Vital Signs At a Glance Contract Report for 978957/0001 - September 2019

Name or company name	MRS YL HOPKINS
Contract type name	GDS Contract
Purpose of contract	General
Contract start date	01/02/2009
Contract end date	

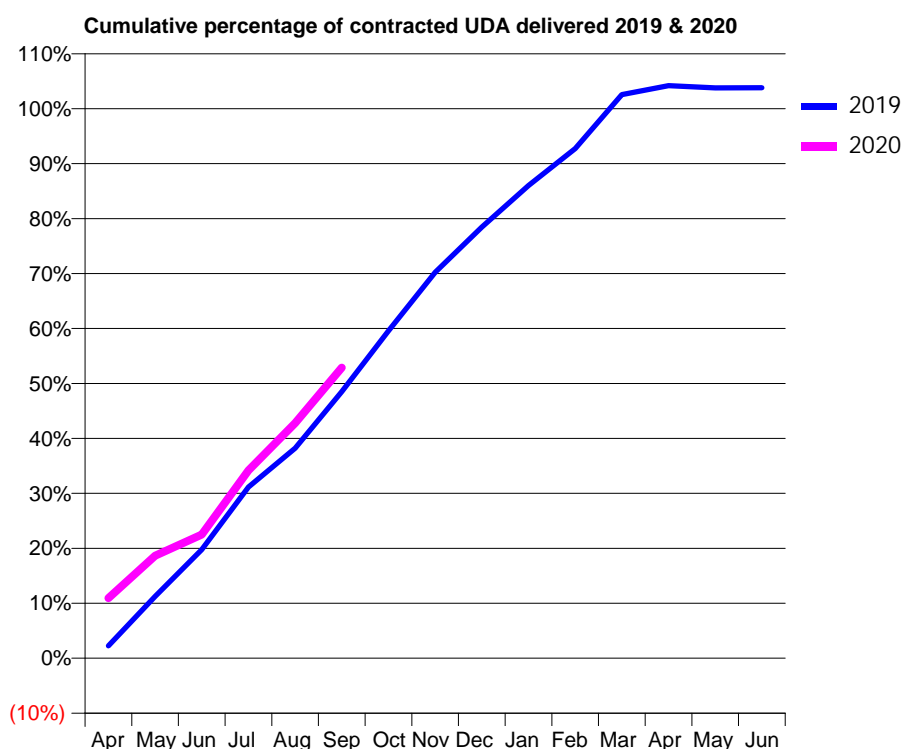
19/20 Contracted general activity (UDA)	6,158
Carry forward general activity (UDA)	-234
19/20 Contracted orthodontic activity (UOA)	0
Carry forward orthodontic activity (UOA)	0
Baseline contract value	£210,468.38

ACCESS*

Patients seen in 24 months	Total	Change since previous quarter
Quarter ending September 2018	2,712	
Quarter ending December 2018	2,707	→
Quarter ending March 2019	2,733	→
Quarter ending June 2019	2,704	↓
Quarter ending September 2019	2,762	↑
Variance since September 2018	1.8%	→



ACTIVITY



Adjusted Scheduled Activity (UDA)		
Month	2019	2020
April	139	674
May	693	1,149
June	1,217	1,387
July	1,918	2,105
August	2,355	2,636
September	2,987	3,255
October	3,668	
November	4,324	
December	4,830	
January	5,297	
February	5,711	
March	6,314	
April	6,416	
May	6,391	
June	6,392	

QUALITY

	Quantity	Base Number	Contract	LHB	Wales
% of FP17s for the same patient ID Re-attending within 3 months - Children	4	104	3.8%	7.2%	10.7%
% of FP17s for the same patient ID Re-attending within 3 months - Adults	114	1,425	8.0%	12.7%	15.4%
% of FP17s for the same patient ID Re-attending between 3 & 9 months - Children	29	104	27.9%	58.3%	60.1%
% of FP17s for the same patient ID Re-attending between 3 & 9 months - Adults	386	1,425	27.1%	54.1%	56.7%
% of FP17s for Band 1 Urgent Courses	214	1,484	14.4%	7.6%	9.1%
% of FP17s Relating to Free Repair or Replacements	15	1,484	1.0%	0.7%	0.7%
% of FP17s Relating to Continuations	4	1,484	0.3%	0.7%	0.6%
% of Patients satisfied with the dentistry they have received	4	4	N/A	93.0%	93.0%
% of Patients satisfied with the time they had to wait for an appointment	4	4	N/A	85.3%	87.5%

* This is based on patients treated on this contract for their most recent course of treatment.

Figures in italics indicate the base number of FP17s or Patient Questionnaire responses are less than 100. N/A is shown where the base number of responses is less than 10 during the period. % is calculated as Quantity/Base number*100

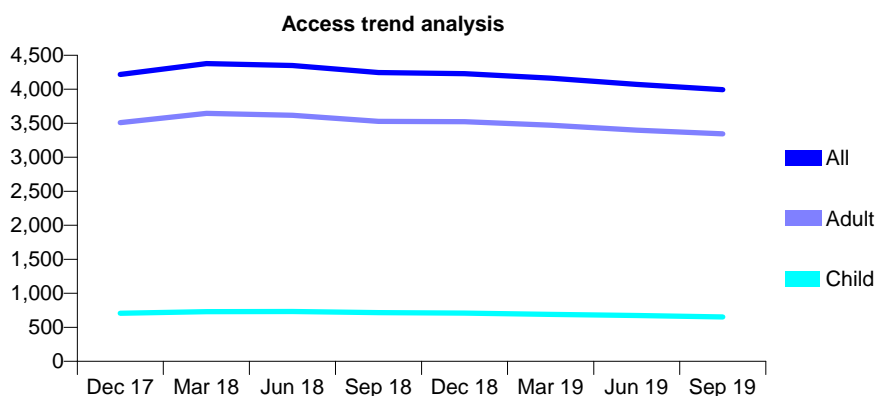
7A1 - Vital Signs At a Glance Contract Report for 995711/0001 - September 2019

Name or company name	MR JM FERNANDO
Contract type name	Pilot Contract
Purpose of contract	General
Contract start date	01/02/2016
Contract end date	

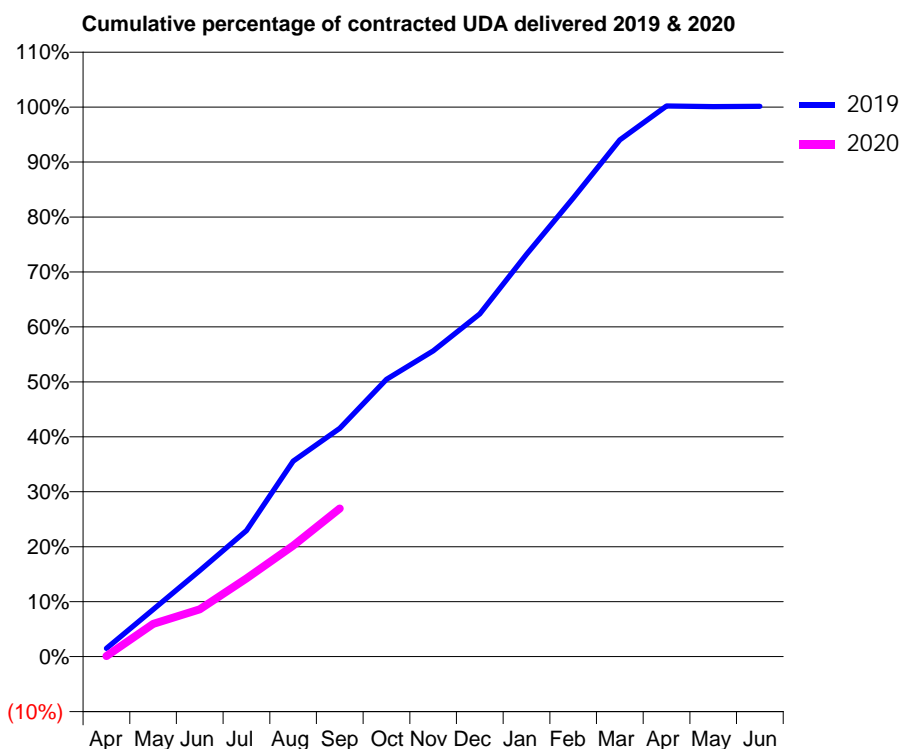
19/20 Contracted general activity (UDA)	15,426
Carry forward general activity (UDA)	-16
19/20 Contracted orthodontic activity (UOA)	0
Carry forward orthodontic activity (UOA)	0
Baseline contract value	£321,798.26

ACCESS*

Patients seen in 24 months	Total	Change since previous quarter
Quarter ending September 2018	4,246	
Quarter ending December 2018	4,230	→
Quarter ending March 2019	4,163	↓
Quarter ending June 2019	4,072	↓
Quarter ending September 2019	3,995	↓
Variance since September 2018	(5.9%)	↓



ACTIVITY



Month	Adjusted Scheduled Activity (UDA)	
	2019	2020
April	188	16
May	1,065	919
June	1,947	1,326
July	2,852	2,194
August	4,420	3,115
September	5,160	4,158
October	6,271	
November	6,913	
December	7,747	
January	9,095	
February	10,369	
March	11,684	
April	12,449	
May	12,438	
June	12,442	

QUALITY

	Quantity	Base Number	Contract	LHB	Wales
% of FP17s for the same patient ID Re-attending within 3 months - Children	16	387	4.1%	7.2%	10.7%
% of FP17s for the same patient ID Re-attending within 3 months - Adults	181	2,018	9.0%	12.7%	15.4%
% of FP17s for the same patient ID Re-attending between 3 & 9 months - Children	236	387	61.0%	58.3%	60.1%
% of FP17s for the same patient ID Re-attending between 3 & 9 months - Adults	1,311	2,018	65.0%	54.1%	56.7%
% of FP17s for Band 1 Urgent Courses	144	2,080	6.9%	7.6%	9.1%
% of FP17s Relating to Free Repair or Replacements	9	2,080	0.4%	0.7%	0.7%
% of FP17s Relating to Continuations	10	2,080	0.5%	0.7%	0.6%
% of Patients satisfied with the dentistry they have received	7	7	N/A	93.0%	93.0%
% of Patients satisfied with the time they had to wait for an appointment	6	7	N/A	85.3%	87.5%

* This is based on patients treated on this contract for their most recent course of treatment. Figures in italics indicate the base number of FP17s or Patient Questionnaire responses are less than 100. N/A is shown where the base number of responses is less than 10 during the period. % is calculated as Quantity/Base number*100

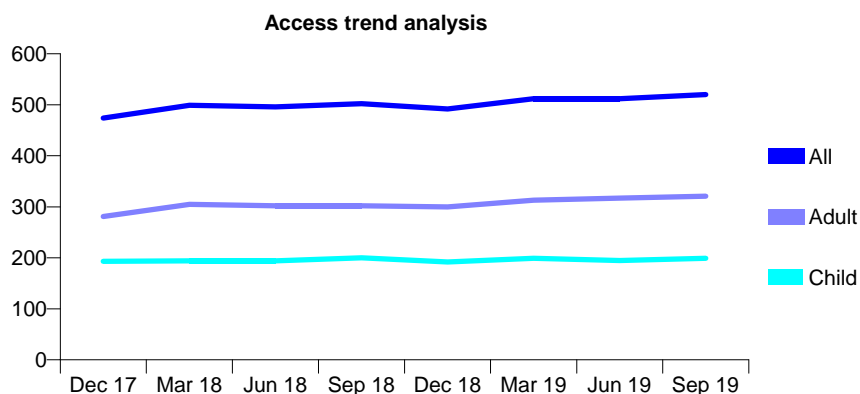
7A2 - Vital Signs At a Glance Contract Report for 100037/0000 - September 2019

Name or company name	MISS RE MOSEY
Contract type name	GDS Contract
Purpose of contract	General
Contract start date	19/04/2016
Contract end date	

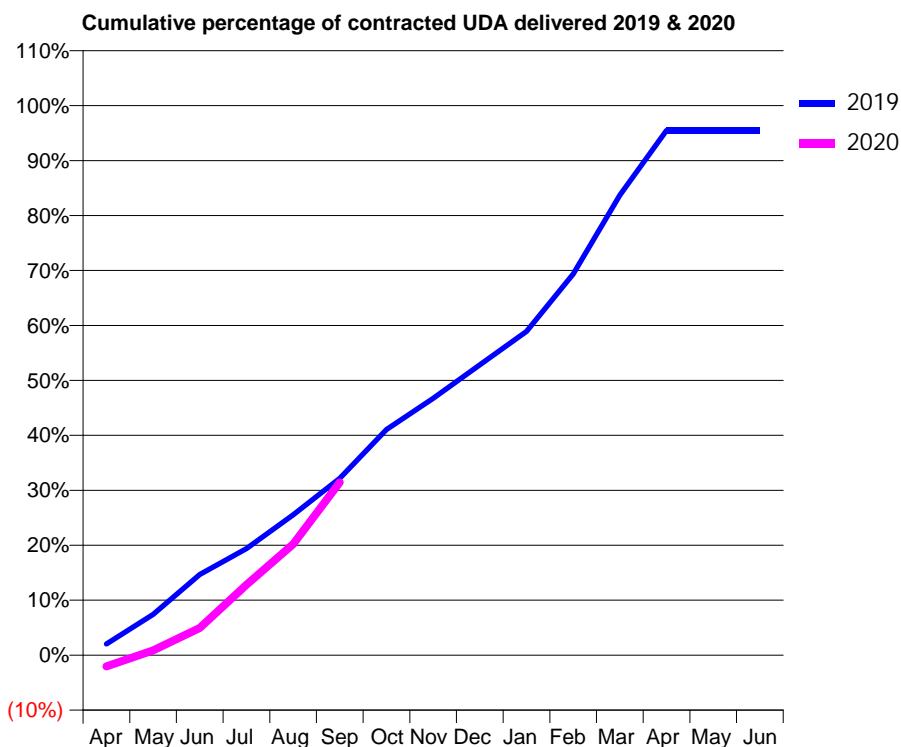
19/20 Contracted general activity (UDA)	1,304
Carry forward general activity (UDA)	59
19/20 Contracted orthodontic activity (UOA)	0
Carry forward orthodontic activity (UOA)	0
Baseline contract value	£37,534.88

ACCESS*

Patients seen in 24 months	Total	Change since previous quarter
Quarter ending September 2018	502	
Quarter ending December 2018	492	↓
Quarter ending March 2019	512	↑
Quarter ending June 2019	512	→
Quarter ending September 2019	520	→
Variance since September 2018	3.6%	↑



ACTIVITY



Month	Adjusted Scheduled Activity (UDA)	
	2019	2020
April	26	-27
May	97	11
June	191	65
July	253	167
August	333	263
September	420	410
October	535	
November	609	
December	689	
January	768	
February	904	
March	1,091	
April	1,245	
May	1,245	
June	1,245	

QUALITY

	Quantity	Base Number	Contract	LHB	Wales
% of FP17s for the same patient ID Re-attending within 3 months - Children	7	171	4.1%	7.9%	10.7%
% of FP17s for the same patient ID Re-attending within 3 months - Adults	20	235	8.5%	12.3%	15.4%
% of FP17s for the same patient ID Re-attending between 3 & 9 months - Children	124	171	72.5%	57.5%	60.1%
% of FP17s for the same patient ID Re-attending between 3 & 9 months - Adults	154	235	65.5%	52.2%	56.7%
% of FP17s for Band 1 Urgent Courses	25	338	7.4%	8.6%	9.1%
% of FP17s Relating to Free Repair or Replacements	1	338	0.3%	0.6%	0.7%
% of FP17s Relating to Continuations	1	338	0.3%	0.8%	0.6%
% of Patients satisfied with the dentistry they have received	2	2	N/A	92.6%	93.0%
% of Patients satisfied with the time they had to wait for an appointment	2	2	N/A	87.2%	87.5%

* This is based on patients treated on this contract for their most recent course of treatment. Figures in italics indicate the base number of FP17s or Patient Questionnaire responses are less than 100. N/A is shown where the base number of responses is less than 10 during the period. % is calculated as Quantity/Base number*100

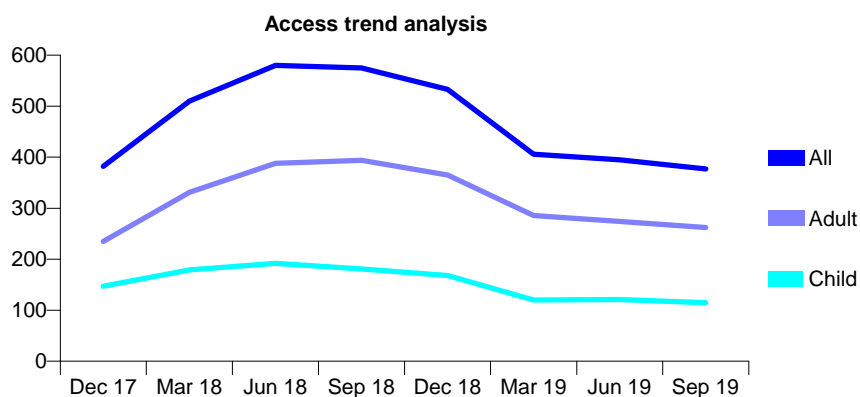
7A2 - Vital Signs At a Glance Contract Report for 100123/0000 - September 2019

Name or company name	A Llewellyn
Contract type name	Pilot Contract
Purpose of contract	General
Contract start date	01/04/2016
Contract end date	

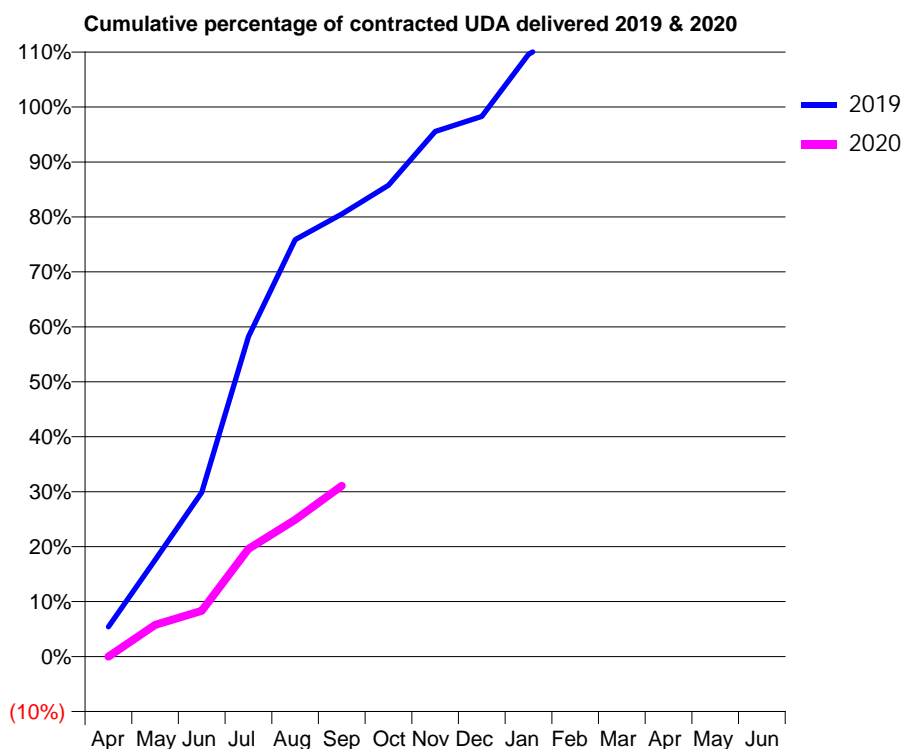
19/20 Contracted general activity (UDA)	1,012
Carry forward general activity (UDA)	0
19/20 Contracted orthodontic activity (UOA)	0
Carry forward orthodontic activity (UOA)	0
Baseline contract value	£28,098.84

ACCESS*

Patients seen in 24 months	Total	Change since previous quarter
Quarter ending September 2018	575	
Quarter ending December 2018	533	↓
Quarter ending March 2019	406	↓
Quarter ending June 2019	395	↓
Quarter ending September 2019	377	↓
Variance since September 2018	(34.4%)	↓



ACTIVITY



Month	Adjusted Scheduled Activity (UDA)	
	2019	2020
April	59	0
May	192	58
June	327	84
July	637	198
August	830	252
September	881	314
October	938	
November	1,045	
December	1,075	
January	1,199	
February	1,251	
March	1,413	
April	1,470	
May	1,470	
June	1,470	

QUALITY

	Quantity	Base Number	Contract	LHB	Wales
% of FP17s for the same patient ID Re-attending within 3 months - Children	0	62	0.0%	7.9%	10.7%
% of FP17s for the same patient ID Re-attending within 3 months - Adults	3	132	2.3%	12.3%	15.4%
% of FP17s for the same patient ID Re-attending between 3 & 9 months - Children	17	62	27.4%	57.5%	60.1%
% of FP17s for the same patient ID Re-attending between 3 & 9 months - Adults	38	132	28.8%	52.2%	56.7%
% of FP17s for Band 1 Urgent Courses	12	183	6.6%	8.6%	9.1%
% of FP17s Relating to Free Repair or Replacements	4	183	2.2%	0.6%	0.7%
% of FP17s Relating to Continuations	0	183	0.0%	0.8%	0.6%
% of Patients satisfied with the dentistry they have received	2	3	N/A	92.6%	93.0%
% of Patients satisfied with the time they had to wait for an appointment	2	3	N/A	87.2%	87.5%

* This is based on patients treated on this contract for their most recent course of treatment. Figures in italics indicate the base number of FP17s or Patient Questionnaire responses are less than 100. N/A is shown where the base number of responses is less than 10 during the period. % is calculated as Quantity/Base number*100

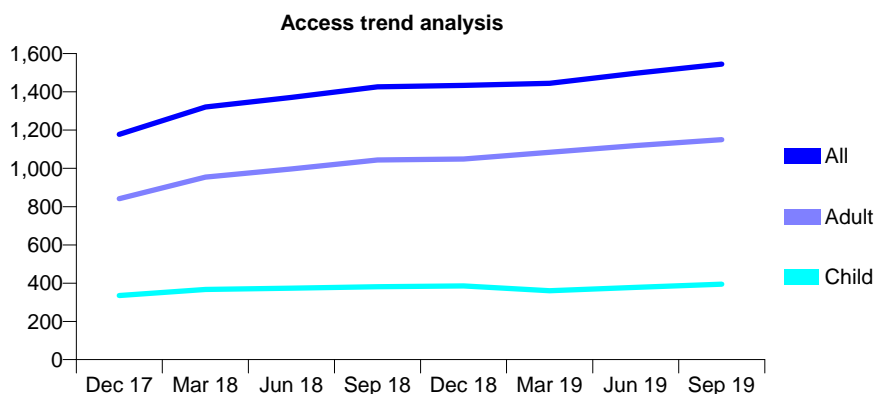
7A2 - Vital Signs At a Glance Contract Report for 100124/0000 - September 2019

Name or company name	A Llewellyn
Contract type name	Pilot Contract
Purpose of contract	General
Contract start date	01/04/2016
Contract end date	

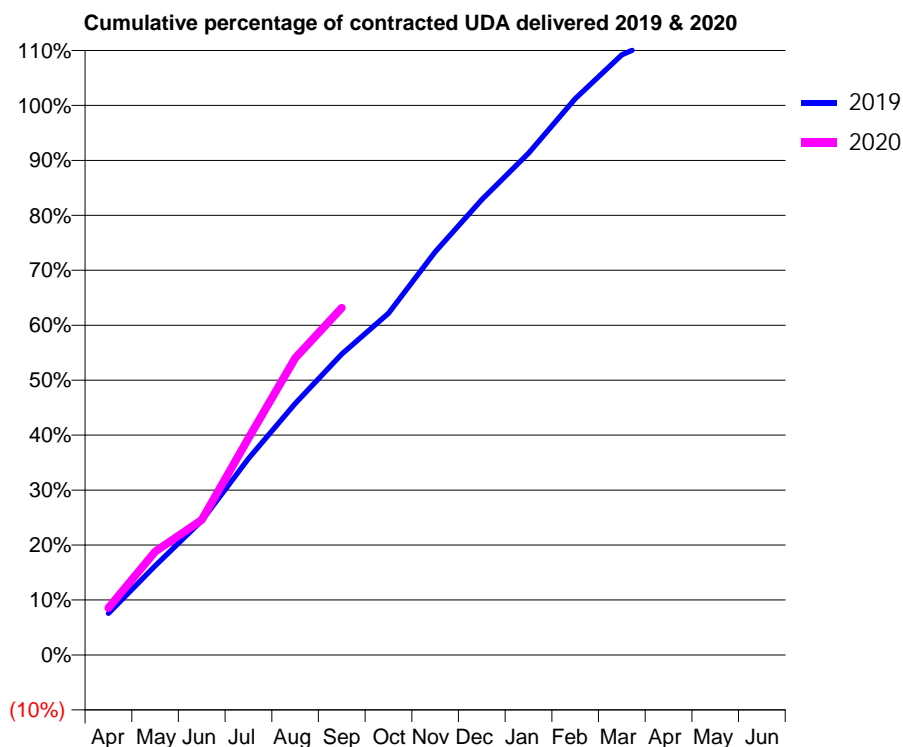
19/20 Contracted general activity (UDA)	3,494
Carry forward general activity (UDA)	0
19/20 Contracted orthodontic activity (UOA)	0
Carry forward orthodontic activity (UOA)	0
Baseline contract value	£97,050.16

ACCESS*

Patients seen in 24 months	Total	Change since previous quarter
Quarter ending September 2018	1,426	
Quarter ending December 2018	1,434	→
Quarter ending March 2019	1,445	→
Quarter ending June 2019	1,497	↑
Quarter ending September 2019	1,545	↑
Variance since September 2018	8.3%	↑



ACTIVITY



Month	2019	2020
April	280	299
May	601	658
June	905	858
July	1,325	1,378
August	1,696	1,888
September	2,029	2,206
October	2,303	
November	2,718	
December	3,070	
January	3,384	
February	3,752	
March	4,046	
April	4,185	
May	4,188	
June	4,188	

QUALITY

	Quantity	Base Number	Contract	LHB	Wales
% of FP17s for the same patient ID Re-attending within 3 months - Children	19	329	5.8%	7.9%	10.7%
% of FP17s for the same patient ID Re-attending within 3 months - Adults	116	884	13.1%	12.3%	15.4%
% of FP17s for the same patient ID Re-attending between 3 & 9 months - Children	223	329	67.8%	57.5%	60.1%
% of FP17s for the same patient ID Re-attending between 3 & 9 months - Adults	495	884	56.0%	52.2%	56.7%
% of FP17s for Band 1 Urgent Courses	147	1,141	12.9%	8.6%	9.1%
% of FP17s Relating to Free Repair or Replacements	6	1,141	0.5%	0.6%	0.7%
% of FP17s Relating to Continuations	8	1,141	0.7%	0.8%	0.6%
% of Patients satisfied with the dentistry they have received	2	2	N/A	92.6%	93.0%
% of Patients satisfied with the time they had to wait for an appointment	2	2	N/A	87.2%	87.5%

* This is based on patients treated on this contract for their most recent course of treatment.

Figures in italics indicate the base number of FP17s or Patient Questionnaire responses are less than 100. N/A is shown where the base number of responses is less than 10 during the period. % is calculated as Quantity/Base number*100

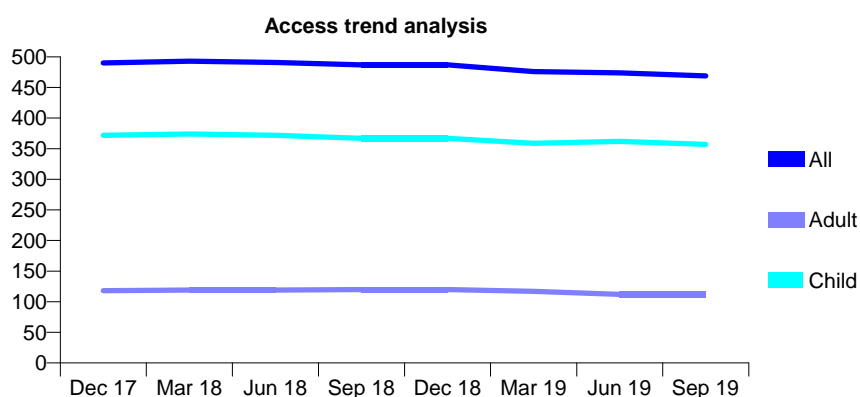
7A2 - Vital Signs At a Glance Contract Report for 100145/0000 - September 2019

Name or company name	Capel Dental
Contract type name	GDS Contract
Purpose of contract	General
Contract start date	01/05/2016
Contract end date	

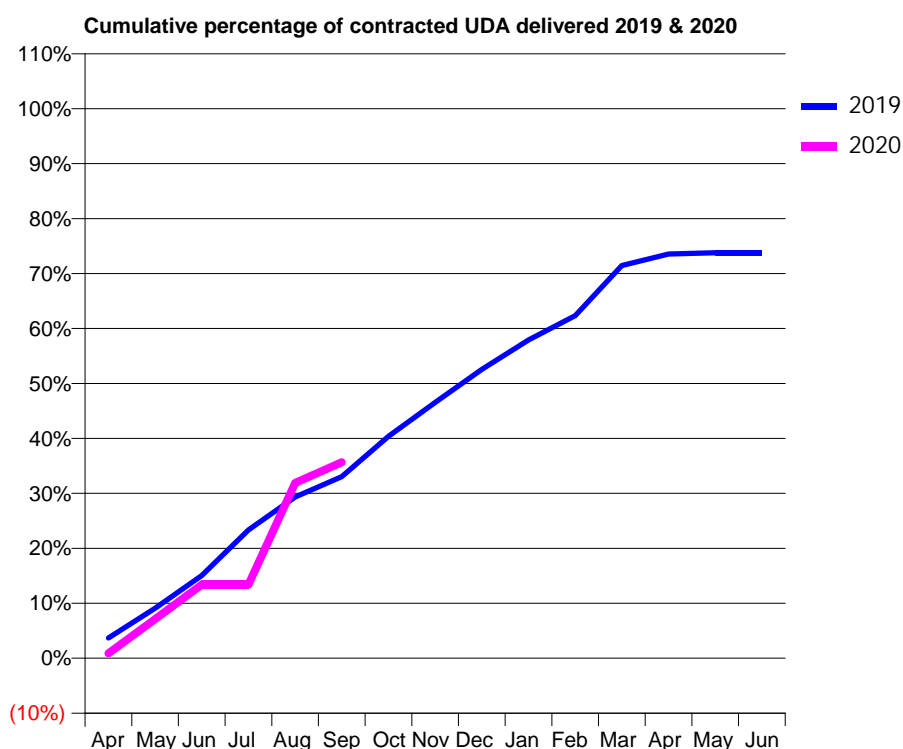
19/20 Contracted general activity (UDA)	1,250
Carry forward general activity (UDA)	0
19/20 Contracted orthodontic activity (UOA)	0
Carry forward orthodontic activity (UOA)	0
Baseline contract value	£30,033.56

ACCESS*

Patients seen in 24 months	Total	Change since previous quarter
Quarter ending September 2018	487	
Quarter ending December 2018	487	→
Quarter ending March 2019	476	↓
Quarter ending June 2019	474	→
Quarter ending September 2019	469	↓
Variance since September 2018	(3.7%)	↓



ACTIVITY



Month	2019	2020
April	46	11
May	114	89
June	188	167
July	292	167
August	367	399
September	413	446
October	505	
November	582	
December	657	
January	724	
February	779	
March	893	
April	919	
May	922	
June	922	

QUALITY

	Quantity	Base Number	Contract	LHB	Wales
% of FP17s for the same patient ID Re-attending within 3 months - Children	16	303	5.3%	7.9%	10.7%
% of FP17s for the same patient ID Re-attending within 3 months - Adults	0	34	0.0%	12.3%	15.4%
% of FP17s for the same patient ID Re-attending between 3 & 9 months - Children	213	303	70.3%	57.5%	60.1%
% of FP17s for the same patient ID Re-attending between 3 & 9 months - Adults	12	34	35.3%	52.2%	56.7%
% of FP17s for Band 1 Urgent Courses	4	310	1.3%	8.6%	9.1%
% of FP17s Relating to Free Repair or Replacements	0	310	0.0%	0.6%	0.7%
% of FP17s Relating to Continuations	3	310	1.0%	0.8%	0.6%
% of Patients satisfied with the dentistry they have received	2	2	N/A	92.6%	93.0%
% of Patients satisfied with the time they had to wait for an appointment	2	2	N/A	87.2%	87.5%

* This is based on patients treated on this contract for their most recent course of treatment. Figures in italics indicate the base number of FP17s or Patient Questionnaire responses are less than 100. N/A is shown where the base number of responses is less than 10 during the period. % is calculated as Quantity/Base number*100

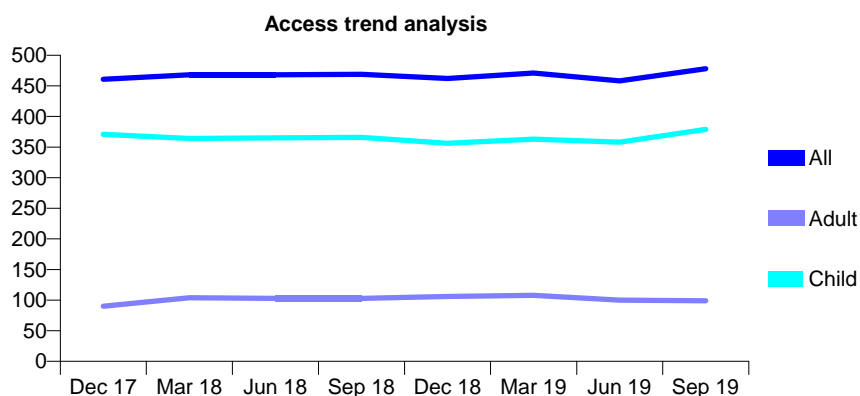
7A2 - Vital Signs At a Glance Contract Report for 100146/0000 - September 2019

Name or company name	Capel Dental
Contract type name	GDS Contract
Purpose of contract	General
Contract start date	01/05/2016
Contract end date	

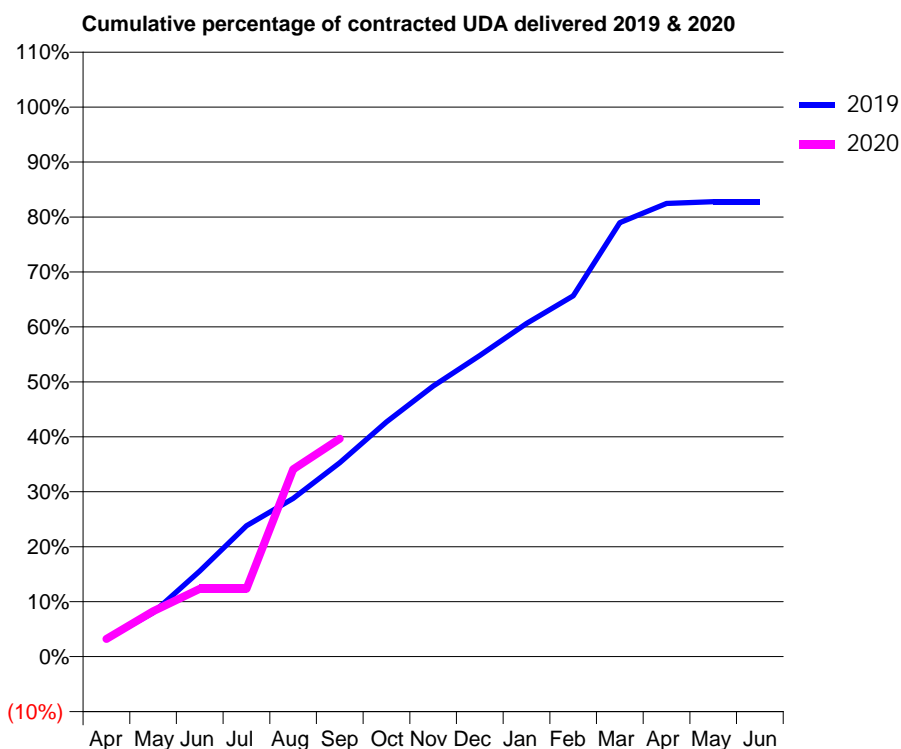
19/20 Contracted general activity (UDA)	1,150
Carry forward general activity (UDA)	0
19/20 Contracted orthodontic activity (UOA)	0
Carry forward orthodontic activity (UOA)	0
Baseline contract value	£27,775.55

ACCESS*

Patients seen in 24 months	Total	Change since previous quarter
Quarter ending September 2018	469	
Quarter ending December 2018	462	↓
Quarter ending March 2019	471	→
Quarter ending June 2019	458	↓
Quarter ending September 2019	478	↑
Variance since September 2018	1.9%	→



ACTIVITY



Month	Adjusted Scheduled Activity (UDA)	
	2019	2020
April	37	37
May	92	95
June	179	142
July	274	142
August	331	392
September	406	456
October	491	
November	566	
December	630	
January	697	
February	755	
March	908	
April	948	
May	952	
June	952	

QUALITY

	Quantity	Base Number	Contract	LHB	Wales
% of FP17s for the same patient ID Re-attending within 3 months - Children	11	291	3.8%	7.9%	10.7%
% of FP17s for the same patient ID Re-attending within 3 months - Adults	3	36	8.3%	12.3%	15.4%
% of FP17s for the same patient ID Re-attending between 3 & 9 months - Children	190	291	65.3%	57.5%	60.1%
% of FP17s for the same patient ID Re-attending between 3 & 9 months - Adults	13	36	36.1%	52.2%	56.7%
% of FP17s for Band 1 Urgent Courses	0	299	0.0%	8.6%	9.1%
% of FP17s Relating to Free Repair or Replacements	0	299	0.0%	0.6%	0.7%
% of FP17s Relating to Continuations	4	299	1.3%	0.8%	0.6%
% of Patients satisfied with the dentistry they have received	1	2	N/A	92.6%	93.0%
% of Patients satisfied with the time they had to wait for an appointment	1	2	N/A	87.2%	87.5%

* This is based on patients treated on this contract for their most recent course of treatment. Figures in italics indicate the base number of FP17s or Patient Questionnaire responses are less than 100. N/A is shown where the base number of responses is less than 10 during the period. % is calculated as Quantity/Base number*100

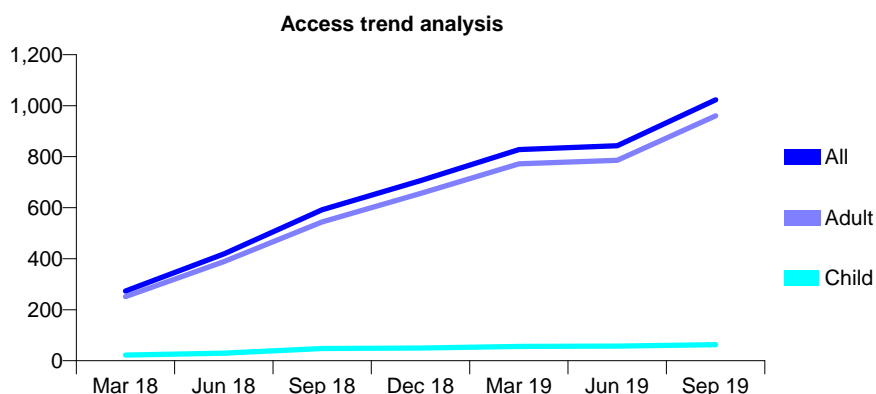
7A2 - Vital Signs At a Glance Contract Report for 100562/0000 - September 2019

Name or company name	MR JR HAYDEN
Contract type name	PDS Contract
Purpose of contract	General
Contract start date	01/11/2017
Contract end date	31/03/2029

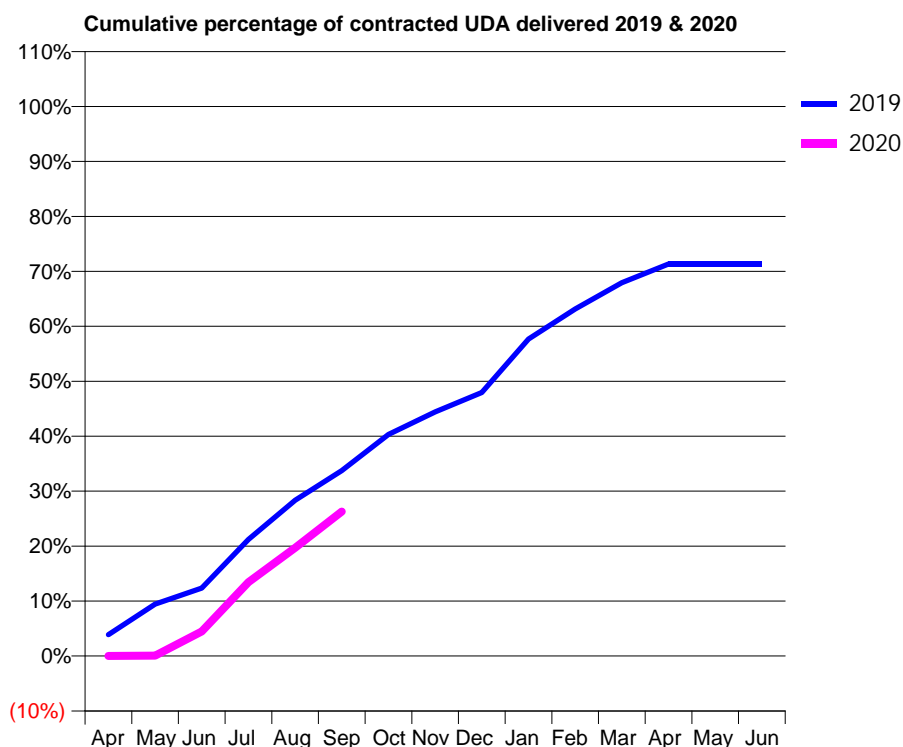
19/20 Contracted general activity (UDA)	1,445
Carry forward general activity (UDA)	0
19/20 Contracted orthodontic activity (UOA)	0
Carry forward orthodontic activity (UOA)	0
Baseline contract value	£37,239.31

ACCESS*

Patients seen in 24 months	Total	Change since previous quarter
Quarter ending September 2018	592	
Quarter ending December 2018	706	↑
Quarter ending March 2019	828	↑
Quarter ending June 2019	843	→
Quarter ending September 2019	1,023	↑
Variance since September 2018	72.8%	↑



ACTIVITY



Month	Adjusted Scheduled Activity (UDA)	
	2019	2020
April	68	0
May	164	1
June	214	65
July	368	194
August	491	284
September	585	380
October	698	
November	769	
December	830	
January	999	
February	1,094	
March	1,177	
April	1,235	
May	1,235	
June	1,235	

QUALITY

	Quantity	Base Number	Contract	LHB	Wales
% of FP17s for the same patient ID Re-attending within 3 months - Children	0	23	0.0%	7.9%	10.7%
% of FP17s for the same patient ID Re-attending within 3 months - Adults	22	366	6.0%	12.3%	15.4%
% of FP17s for the same patient ID Re-attending between 3 & 9 months - Children	0	23	0.0%	57.5%	60.1%
% of FP17s for the same patient ID Re-attending between 3 & 9 months - Adults	8	366	2.2%	52.2%	56.7%
% of FP17s for Band 1 Urgent Courses	339	340	99.7%	8.6%	9.1%
% of FP17s Relating to Free Repair or Replacements	0	340	0.0%	0.6%	0.7%
% of FP17s Relating to Continuations	0	340	0.0%	0.8%	0.6%
% of Patients satisfied with the dentistry they have received	0	0	N/A	92.6%	93.0%
% of Patients satisfied with the time they had to wait for an appointment	0	0	N/A	87.2%	87.5%

* This is based on patients treated on this contract for their most recent course of treatment. Figures in italics indicate the base number of FP17s or Patient Questionnaire responses are less than 100. N/A is shown where the base number of responses is less than 10 during the period. % is calculated as Quantity/Base number*100

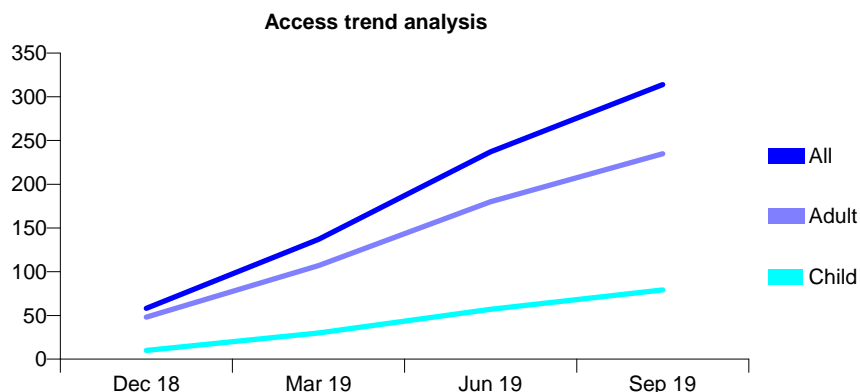
7A2 - Vital Signs At a Glance Contract Report for 100713/0000 - September 2019

Name or company name	Penclawdd Dental Practice
Contract type name	Pilot Contract
Purpose of contract	General
Contract start date	01/04/2018
Contract end date	31/05/2023

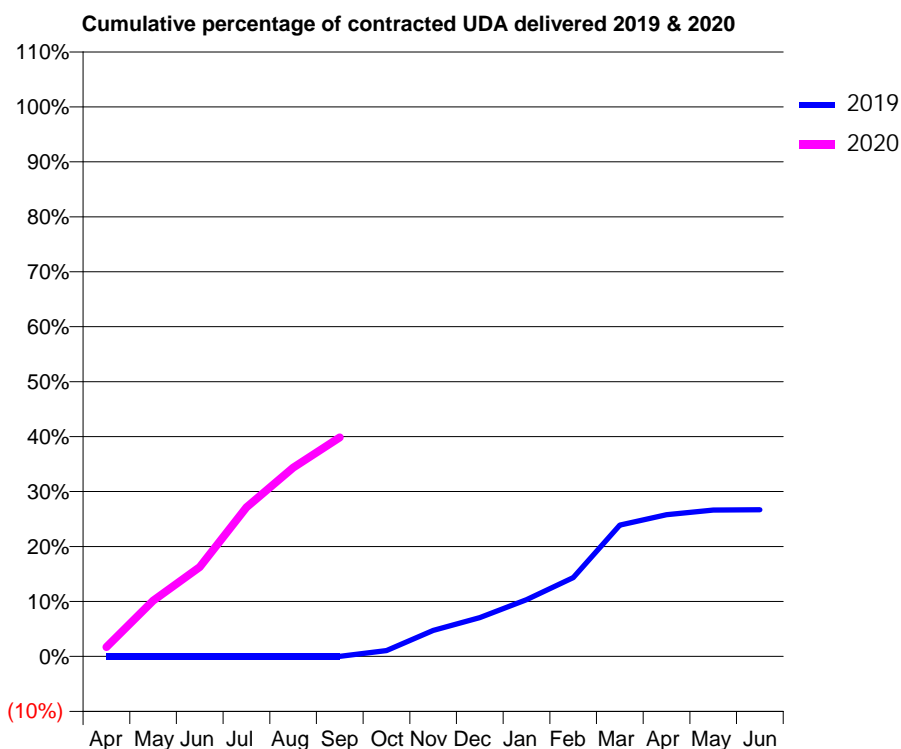
19/20 Contracted general activity (UDA)	1,510
Carry forward general activity (UDA)	0
19/20 Contracted orthodontic activity (UOA)	0
Carry forward orthodontic activity (UOA)	0
Baseline contract value	£41,938.78

ACCESS*

Patients seen in 24 months	Total	Change since previous quarter
Quarter ending September 2018	0	
Quarter ending December 2018	58	↑
Quarter ending March 2019	137	↑
Quarter ending June 2019	237	↑
Quarter ending September 2019	314	↑
Variance since September 2018	N/A	



ACTIVITY



Month	Adjusted Scheduled Activity (UDA)	
	2019	2020
April	0	26
May	0	153
June	0	246
July	0	410
August	0	519
September	0	602
October	19	
November	86	
December	128	
January	187	
February	260	
March	433	
April	467	
May	482	
June	483	

QUALITY

	Quantity	Base Number	Contract	LHB	Wales
% of FP17s for the same patient ID Re-attending within 3 months - Children	2	72	2.8%	7.9%	10.7%
% of FP17s for the same patient ID Re-attending within 3 months - Adults	14	203	6.9%	12.3%	15.4%
% of FP17s for the same patient ID Re-attending between 3 & 9 months - Children	15	72	20.8%	57.5%	60.1%
% of FP17s for the same patient ID Re-attending between 3 & 9 months - Adults	32	203	15.8%	52.2%	56.7%
% of FP17s for Band 1 Urgent Courses	10	248	4.0%	8.6%	9.1%
% of FP17s Relating to Free Repair or Replacements	0	248	0.0%	0.6%	0.7%
% of FP17s Relating to Continuations	1	248	0.4%	0.8%	0.6%
% of Patients satisfied with the dentistry they have received	1	1	N/A	92.6%	93.0%
% of Patients satisfied with the time they had to wait for an appointment	1	1	N/A	87.2%	87.5%

* This is based on patients treated on this contract for their most recent course of treatment. Figures in italics indicate the base number of FP17s or Patient Questionnaire responses are less than 100. N/A is shown where the base number of responses is less than 10 during the period. % is calculated as Quantity/Base number*100

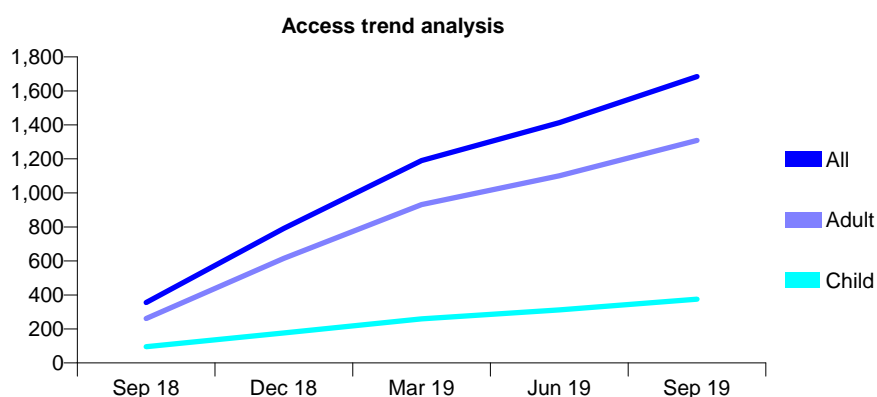
7A2 - Vital Signs At a Glance Contract Report for 100719/0000 - September 2019

Name or company name	Brynteg Tenby
Contract type name	PDS Contract
Purpose of contract	General
Contract start date	01/06/2018
Contract end date	31/05/2023

19/20 Contracted general activity (UDA)	8,297
Carry forward general activity (UDA)	0
19/20 Contracted orthodontic activity (UOA)	0
Carry forward orthodontic activity (UOA)	0
Baseline contract value	£221,697.50

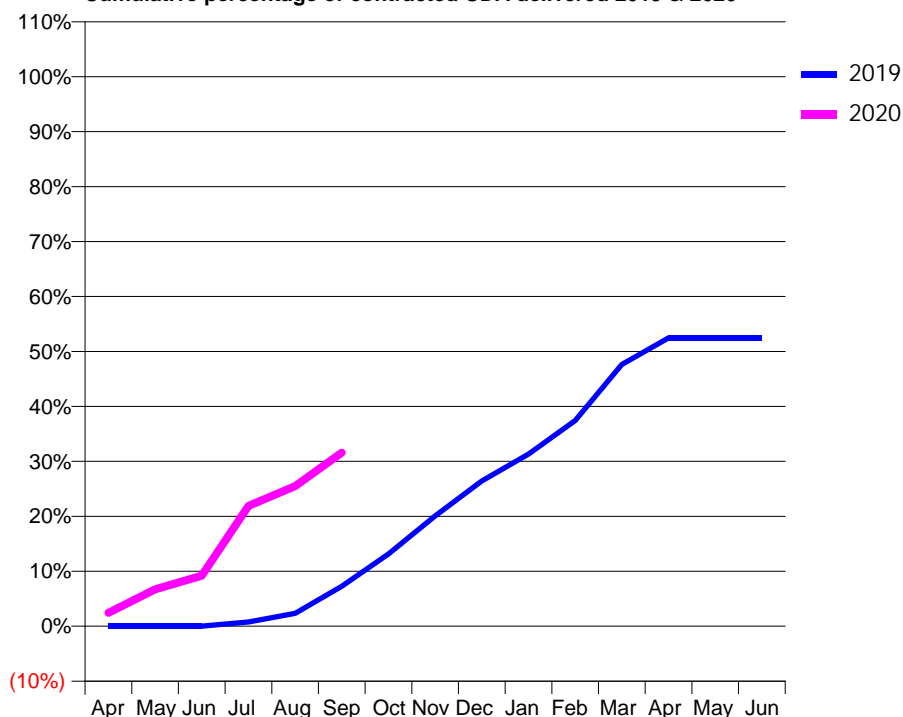
ACCESS*

Patients seen in 24 months	Total	Change since previous quarter
Quarter ending September 2018	356	
Quarter ending December 2018	791	↑
Quarter ending March 2019	1,190	↑
Quarter ending June 2019	1,413	↑
Quarter ending September 2019	1,684	↑
Variance since September 2018	373.0%	↑



ACTIVITY

Cumulative percentage of contracted UDA delivered 2019 & 2020



Adjusted Scheduled Activity (UDA)

Month	2019	2020
April	0	201
May	0	557
June	0	762
July	52	1,816
August	161	2,114
September	502	2,620
October	908	
November	1,389	
December	1,828	
January	2,165	
February	2,589	
March	3,292	
April	3,629	
May	3,629	
June	3,629	

QUALITY

	Quantity	Base Number	Contract	LHB	Wales
% of FP17s for the same patient ID Re-attending within 3 months - Children	32	350	9.1%	7.9%	10.7%
% of FP17s for the same patient ID Re-attending within 3 months - Adults	136	1,208	11.3%	12.3%	15.4%
% of FP17s for the same patient ID Re-attending between 3 & 9 months - Children	154	350	44.0%	57.5%	60.1%
% of FP17s for the same patient ID Re-attending between 3 & 9 months - Adults	588	1,208	48.7%	52.2%	56.7%
% of FP17s for Band 1 Urgent Courses	54	1,383	3.9%	8.6%	9.1%
% of FP17s Relating to Free Repair or Replacements	14	1,383	1.0%	0.6%	0.7%
% of FP17s Relating to Continuations	6	1,383	0.4%	0.8%	0.6%
% of Patients satisfied with the dentistry they have received	4	4	N/A	92.6%	93.0%
% of Patients satisfied with the time they had to wait for an appointment	4	4	N/A	87.2%	87.5%

* This is based on patients treated on this contract for their most recent course of treatment.

Figures in italics indicate the base number of FP17s or Patient Questionnaire responses are less than 100. N/A is shown where the base number of responses is less than 10 during the period. % is calculated as Quantity/Base number*100

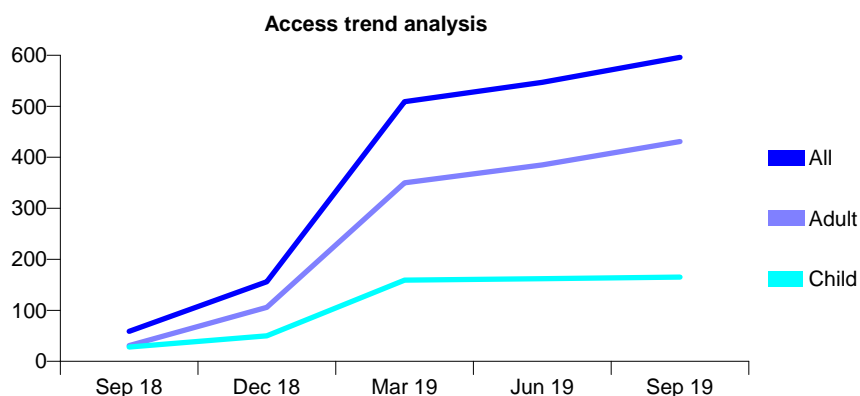
7A2 - Vital Signs At a Glance Contract Report for 100732/0000 - September 2019

Name or company name	A Llewellyn
Contract type name	Pilot Contract
Purpose of contract	General
Contract start date	01/06/2018
Contract end date	31/05/2023

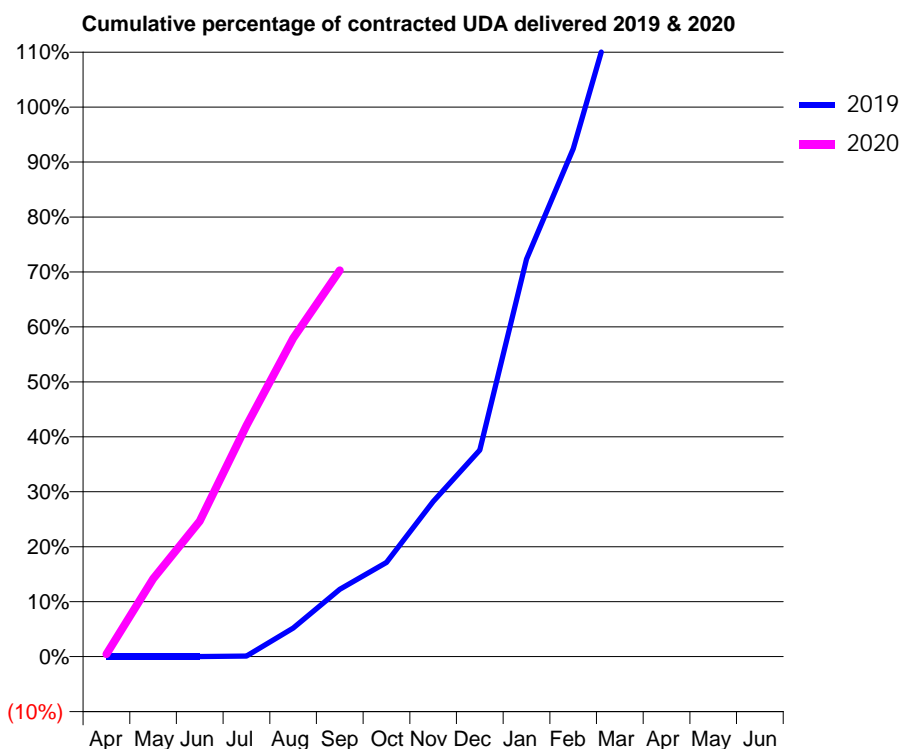
19/20 Contracted general activity (UDA)	1,328
Carry forward general activity (UDA)	0
19/20 Contracted orthodontic activity (UOA)	0
Carry forward orthodontic activity (UOA)	0
Baseline contract value	£41,855.66

ACCESS*

Patients seen in 24 months	Total	Change since previous quarter
Quarter ending September 2018	59	
Quarter ending December 2018	156	↑
Quarter ending March 2019	509	↑
Quarter ending June 2019	547	↑
Quarter ending September 2019	596	↑
Variance since September 2018	910.2%	↑



ACTIVITY



Month	Adjusted Scheduled Activity (UDA)	
	2019	2020
April	0	6
May	0	188
June	0	328
July	1	558
August	50	769
September	118	933
October	165	
November	272	
December	362	
January	697	
February	890	
March	1,171	
April	1,454	
May	1,454	
June	1,454	

QUALITY

	Quantity	Base Number	Contract	LHB	Wales
% of FP17s for the same patient ID Re-attending within 3 months - Children	7	163	4.3%	7.9%	10.7%
% of FP17s for the same patient ID Re-attending within 3 months - Adults	50	402	12.4%	12.3%	15.4%
% of FP17s for the same patient ID Re-attending between 3 & 9 months - Children	64	163	39.3%	57.5%	60.1%
% of FP17s for the same patient ID Re-attending between 3 & 9 months - Adults	135	402	33.6%	52.2%	56.7%
% of FP17s for Band 1 Urgent Courses	57	448	12.7%	8.6%	9.1%
% of FP17s Relating to Free Repair or Replacements	7	448	1.6%	0.6%	0.7%
% of FP17s Relating to Continuations	0	448	0.0%	0.8%	0.6%
% of Patients satisfied with the dentistry they have received	8	8	N/A	92.6%	93.0%
% of Patients satisfied with the time they had to wait for an appointment	8	8	N/A	87.2%	87.5%

* This is based on patients treated on this contract for their most recent course of treatment. Figures in italics indicate the base number of FP17s or Patient Questionnaire responses are less than 100. N/A is shown where the base number of responses is less than 10 during the period. % is calculated as Quantity/Base number*100

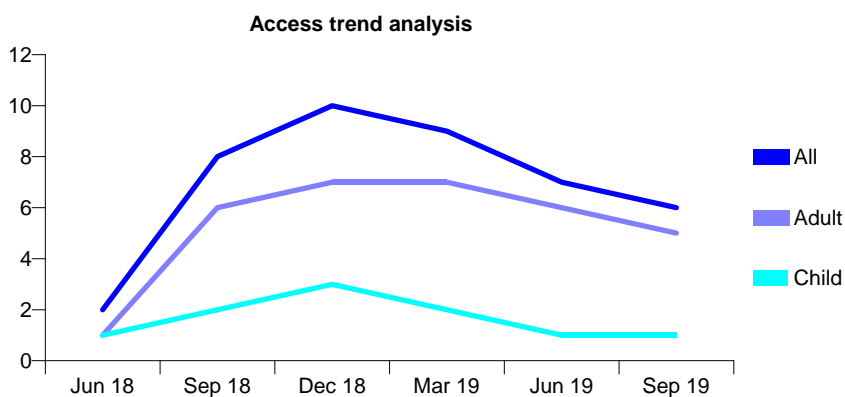
7A2 - Vital Signs At a Glance Contract Report for 100733/0000 - September 2019

Name or company name	MR AJ BEAZLEY
Contract type name	PDS Contract
Purpose of contract	General
Contract start date	01/06/2018
Contract end date	31/05/2023

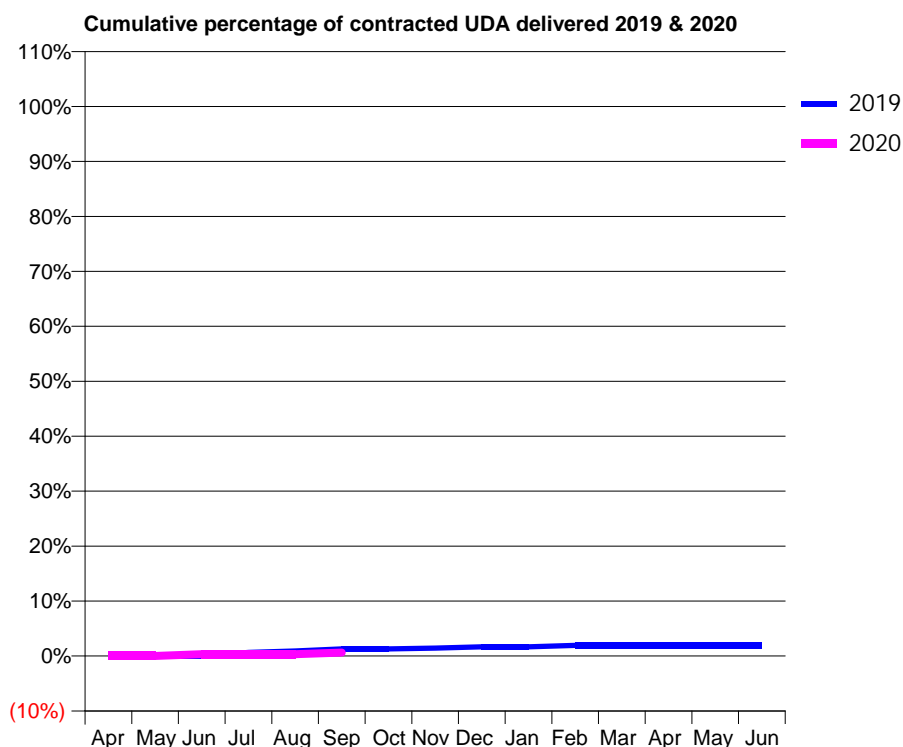
19/20 Contracted general activity (UDA)	937
Carry forward general activity (UDA)	0
19/20 Contracted orthodontic activity (UOA)	0
Carry forward orthodontic activity (UOA)	0
Baseline contract value	£32,018.25

ACCESS*

Patients seen in 24 months	Total	Change since previous quarter
Quarter ending September 2018	8	
Quarter ending December 2018	10	↑
Quarter ending March 2019	9	↓
Quarter ending June 2019	7	↓
Quarter ending September 2019	6	↓
Variance since September 2018	(25.0%)	↓



ACTIVITY



Month	Adjusted Scheduled Activity (UDA)	
	2019	2020
April	0	0
May	0	0
June	0	3
July	5	3
August	7	3
September	10	6
October	10	
November	11	
December	13	
January	13	
February	15	
March	15	
April	15	
May	15	
June	15	

QUALITY

	Quantity	Base Number	Contract	LHB	Wales
% of FP17s for the same patient ID Re-attending within 3 months - Children	0	0	N/A	7.9%	10.7%
% of FP17s for the same patient ID Re-attending within 3 months - Adults	0	2	0.0%	12.3%	15.4%
% of FP17s for the same patient ID Re-attending between 3 & 9 months - Children	0	0	N/A	57.5%	60.1%
% of FP17s for the same patient ID Re-attending between 3 & 9 months - Adults	0	2	0.0%	52.2%	56.7%
% of FP17s for Band 1 Urgent Courses	0	2	0.0%	8.6%	9.1%
% of FP17s Relating to Free Repair or Replacements	0	2	0.0%	0.6%	0.7%
% of FP17s Relating to Continuations	0	2	0.0%	0.8%	0.6%
% of Patients satisfied with the dentistry they have received	0	0	N/A	92.6%	93.0%
% of Patients satisfied with the time they had to wait for an appointment	0	0	N/A	87.2%	87.5%

* This is based on patients treated on this contract for their most recent course of treatment. Figures in italics indicate the base number of FP17s or Patient Questionnaire responses are less than 100. N/A is shown where the base number of responses is less than 10 during the period. % is calculated as Quantity/Base number*100

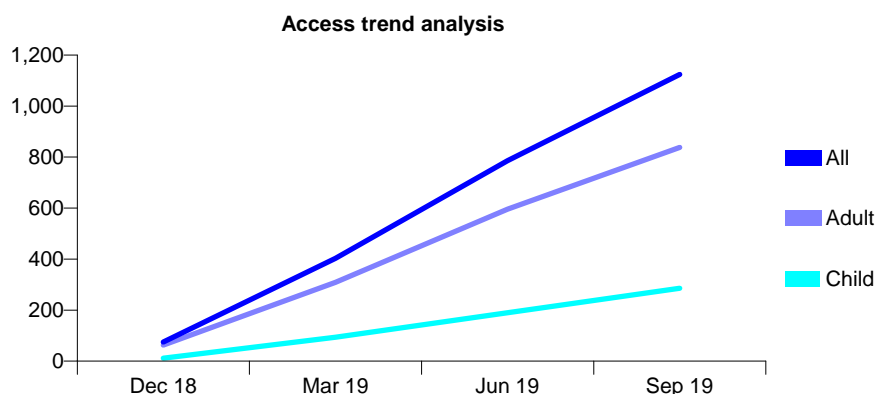
7A2 - Vital Signs At a Glance Contract Report for 100737/0000 - September 2019

Name or company name	MR JR HAYDEN
Contract type name	Pilot Contract
Purpose of contract	General
Contract start date	01/06/2018
Contract end date	31/05/2023

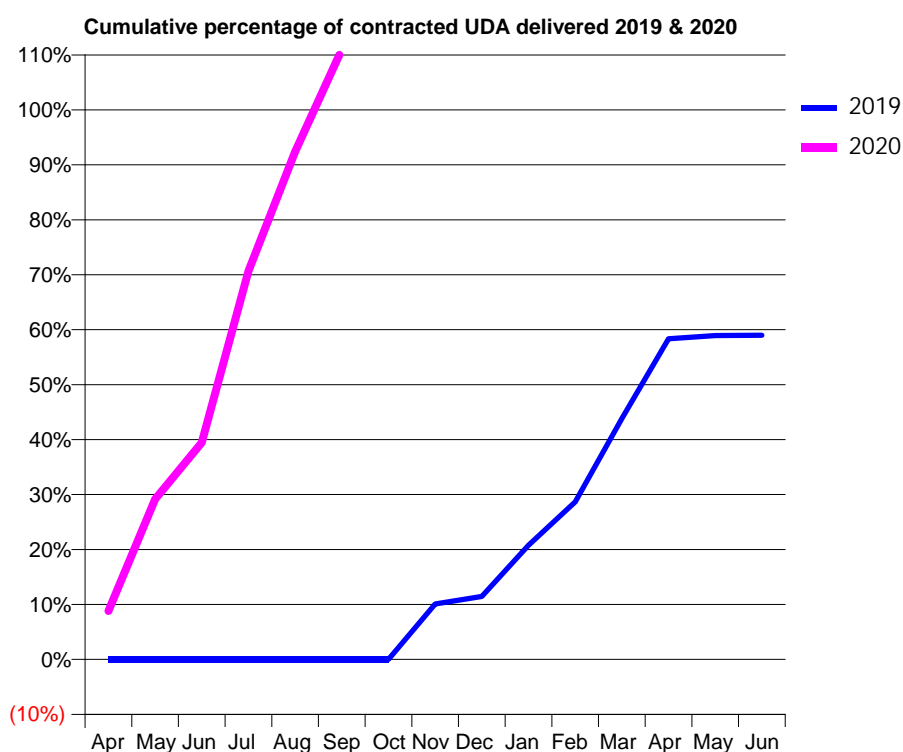
19/20 Contracted general activity (UDA)	1,794
Carry forward general activity (UDA)	0
19/20 Contracted orthodontic activity (UOA)	0
Carry forward orthodontic activity (UOA)	0
Baseline contract value	£58,891.83

ACCESS*

Patients seen in 24 months	Total	Change since previous quarter
Quarter ending September 2018	0	
Quarter ending December 2018	75	↑
Quarter ending March 2019	403	↑
Quarter ending June 2019	786	↑
Quarter ending September 2019	1,124	↑
Variance since September 2018	N/A	



ACTIVITY



Month	2019	2020
April	0	158
May	0	524
June	0	708
July	0	1,268
August	0	1,658
September	0	1,990
October	0	
November	158	
December	179	
January	324	
February	447	
March	684	
April	911	
May	920	
June	921	

QUALITY

	Quantity	Base Number	Contract	LHB	Wales
% of FP17s for the same patient ID Re-attending within 3 months - Children	6	289	2.1%	7.9%	10.7%
% of FP17s for the same patient ID Re-attending within 3 months - Adults	105	901	11.7%	12.3%	15.4%
% of FP17s for the same patient ID Re-attending between 3 & 9 months - Children	31	289	10.7%	57.5%	60.1%
% of FP17s for the same patient ID Re-attending between 3 & 9 months - Adults	88	901	9.8%	52.2%	56.7%
% of FP17s for Band 1 Urgent Courses	110	1,066	10.3%	8.6%	9.1%
% of FP17s Relating to Free Repair or Replacements	26	1,066	2.4%	0.6%	0.7%
% of FP17s Relating to Continuations	5	1,066	0.5%	0.8%	0.6%
% of Patients satisfied with the dentistry they have received	3	3	N/A	92.6%	93.0%
% of Patients satisfied with the time they had to wait for an appointment	3	3	N/A	87.2%	87.5%

* This is based on patients treated on this contract for their most recent course of treatment. Figures in italics indicate the base number of FP17s or Patient Questionnaire responses are less than 100. N/A is shown where the base number of responses is less than 10 during the period. % is calculated as Quantity/Base number*100

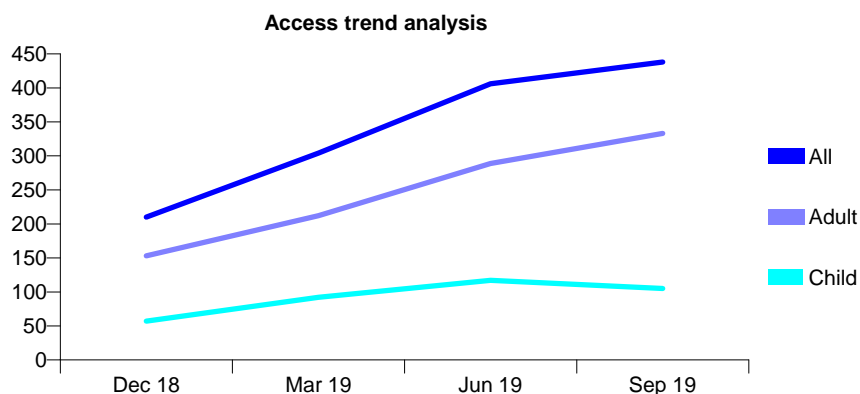
7A2 - Vital Signs At a Glance Contract Report for 100889/0000 - September 2019

Name or company name	A Abouserwel
Contract type name	PDS Contract
Purpose of contract	General
Contract start date	01/10/2018
Contract end date	30/09/2023

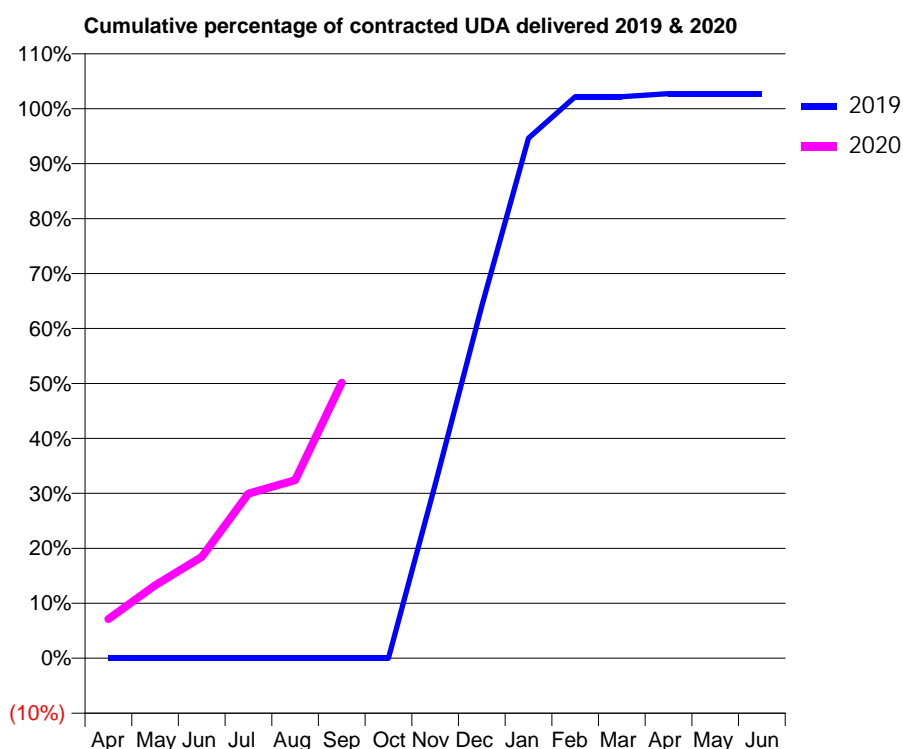
19/20 Contracted general activity (UDA)	1,100
Carry forward general activity (UDA)	0
19/20 Contracted orthodontic activity (UOA)	0
Carry forward orthodontic activity (UOA)	0
Baseline contract value	£31,106.59

ACCESS*

Patients seen in 24 months	Total	Change since previous quarter
Quarter ending September 2018	0	
Quarter ending December 2018	210	↑
Quarter ending March 2019	304	↑
Quarter ending June 2019	406	↑
Quarter ending September 2019	438	↑
Variance since September 2018	N/A	



ACTIVITY



Adjusted Scheduled Activity (UDA)		
Month	2019	2020
April	0	78
May	0	146
June	0	203
July	0	329
August	0	357
September	0	551
October	0	
November	174	
December	352	
January	520	
February	562	
March	562	
April	565	
May	565	
June	565	

QUALITY

	Quantity	Base Number	Contract	LHB	Wales
% of FP17s for the same patient ID Re-attending within 3 months - Children	0	66	0.0%	7.9%	10.7%
% of FP17s for the same patient ID Re-attending within 3 months - Adults	5	255	2.0%	12.3%	15.4%
% of FP17s for the same patient ID Re-attending between 3 & 9 months - Children	7	66	10.6%	57.5%	60.1%
% of FP17s for the same patient ID Re-attending between 3 & 9 months - Adults	23	255	9.0%	52.2%	56.7%
% of FP17s for Band 1 Urgent Courses	12	320	3.8%	8.6%	9.1%
% of FP17s Relating to Free Repair or Replacements	0	320	0.0%	0.6%	0.7%
% of FP17s Relating to Continuations	0	320	0.0%	0.8%	0.6%
% of Patients satisfied with the dentistry they have received	4	4	N/A	92.6%	93.0%
% of Patients satisfied with the time they had to wait for an appointment	3	4	N/A	87.2%	87.5%

* This is based on patients treated on this contract for their most recent course of treatment. Figures in italics indicate the base number of FP17s or Patient Questionnaire responses are less than 100. N/A is shown where the base number of responses is less than 10 during the period. % is calculated as Quantity/Base number*100

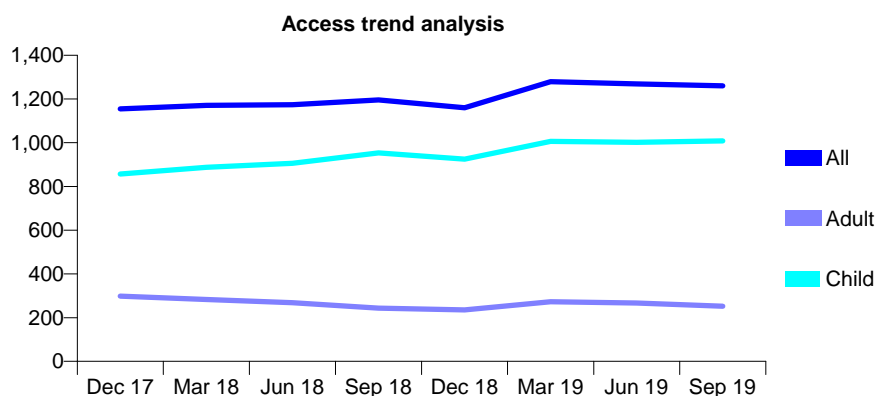
7A2 - Vital Signs At a Glance Contract Report for 105554/0001 - September 2019

Name or company name	A Llewellyn
Contract type name	Pilot Contract
Purpose of contract	General
Contract start date	01/11/2012
Contract end date	

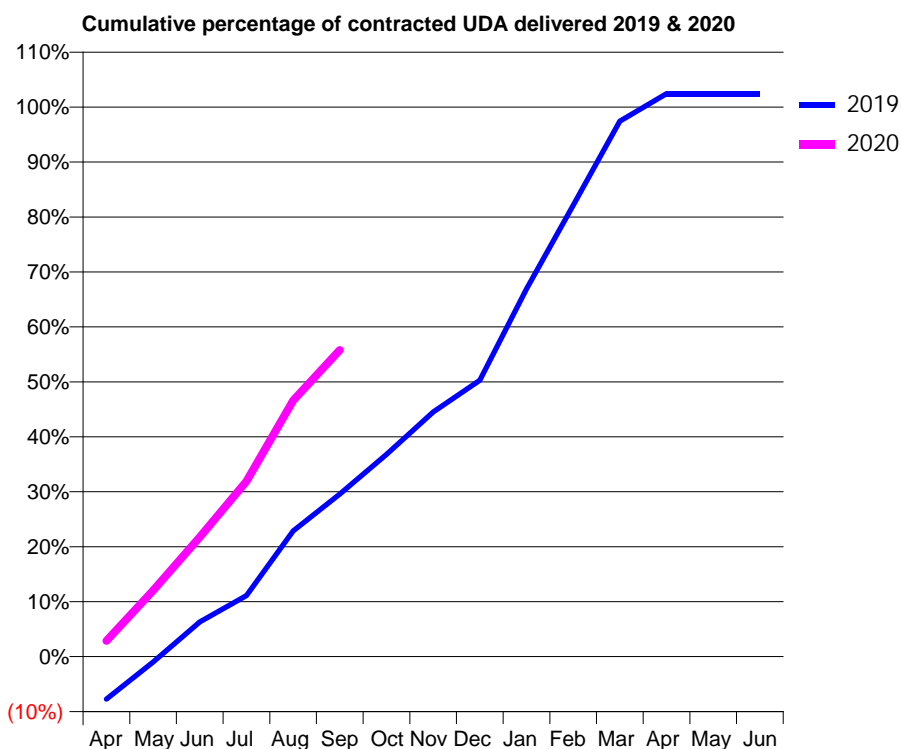
19/20 Contracted general activity (UDA)	2,022
Carry forward general activity (UDA)	-58
19/20 Contracted orthodontic activity (UOA)	0
Carry forward orthodontic activity (UOA)	0
Baseline contract value	£56,165.01

ACCESS*

Patients seen in 24 months	Total	Change since previous quarter
Quarter ending September 2018	1,196	
Quarter ending December 2018	1,160	↓
Quarter ending March 2019	1,279	↑
Quarter ending June 2019	1,269	→
Quarter ending September 2019	1,260	→
Variance since September 2018	5.4%	↑



ACTIVITY



Month	Adjusted Scheduled Activity (UDA)	
	2019	2020
April	-186	58
May	-24	244
June	151	439
July	267	645
August	549	942
September	709	1,128
October	883	
November	1,068	
December	1,206	
January	1,606	
February	1,971	
March	2,338	
April	2,458	
May	2,458	
June	2,458	

QUALITY

	Quantity	Base Number	Contract	LHB	Wales
% of FP17s for the same patient ID Re-attending within 3 months - Children	72	739	9.7%	7.9%	10.7%
% of FP17s for the same patient ID Re-attending within 3 months - Adults	5	84	6.0%	12.3%	15.4%
% of FP17s for the same patient ID Re-attending between 3 & 9 months - Children	427	739	57.8%	57.5%	60.1%
% of FP17s for the same patient ID Re-attending between 3 & 9 months - Adults	46	84	54.8%	52.2%	56.7%
% of FP17s for Band 1 Urgent Courses	19	743	2.6%	8.6%	9.1%
% of FP17s Relating to Free Repair or Replacements	1	743	0.1%	0.6%	0.7%
% of FP17s Relating to Continuations	1	743	0.1%	0.8%	0.6%
% of Patients satisfied with the dentistry they have received	4	5	N/A	92.6%	93.0%
% of Patients satisfied with the time they had to wait for an appointment	4	5	N/A	87.2%	87.5%

* This is based on patients treated on this contract for their most recent course of treatment. Figures in italics indicate the base number of FP17s or Patient Questionnaire responses are less than 100. N/A is shown where the base number of responses is less than 10 during the period. % is calculated as Quantity/Base number*100

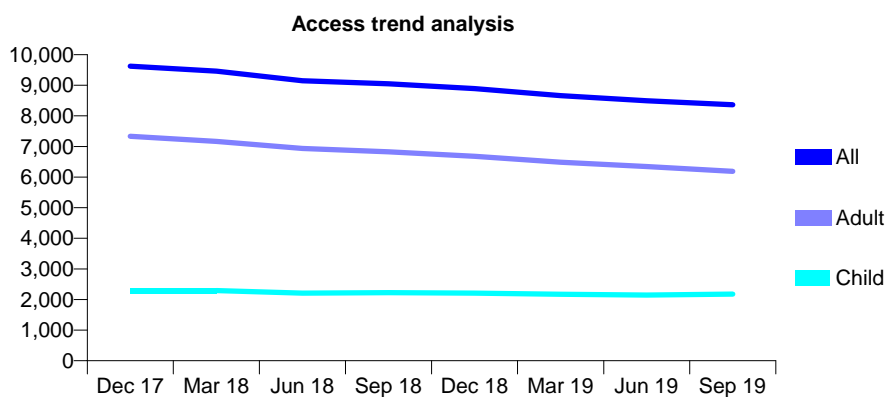
7A2 - Vital Signs At a Glance Contract Report for 106631/0001 - September 2019

Name or company name	Dr N Patel, Dr J Rai and Dr N Kernahan
Contract type name	Pilot Contract
Purpose of contract	General
Contract start date	01/04/2006
Contract end date	

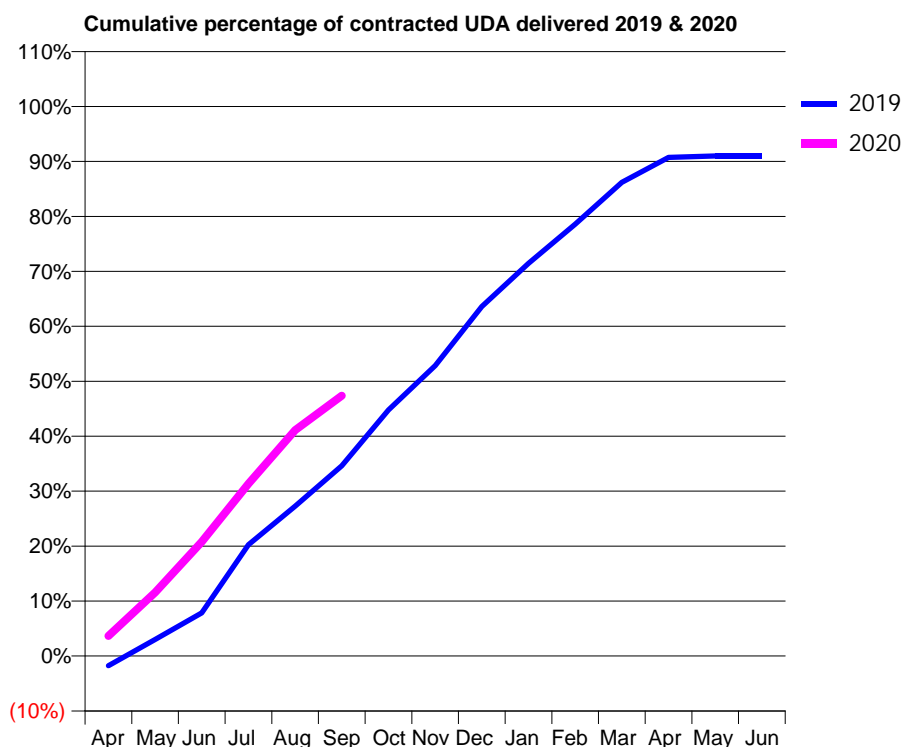
19/20 Contracted general activity (UDA)	24,776
Carry forward general activity (UDA)	0
19/20 Contracted orthodontic activity (UOA)	0
Carry forward orthodontic activity (UOA)	0
Baseline contract value	£745,501.34

ACCESS*

Patients seen in 24 months	Total	Change since previous quarter
Quarter ending September 2018	9,049	
Quarter ending December 2018	8,889	↓
Quarter ending March 2019	8,659	↓
Quarter ending June 2019	8,493	↓
Quarter ending September 2019	8,366	↓
Variance since September 2018	(7.5%)	↓



ACTIVITY



Month	Adjusted Scheduled Activity (UDA)	
	2019	2020
April	-440	907
May	750	2,872
June	1,944	5,151
July	5,017	7,763
August	6,762	10,188
September	8,574	11,736
October	11,095	
November	13,093	
December	15,755	
January	17,706	
February	19,474	
March	21,356	
April	22,479	
May	22,542	
June	22,543	

QUALITY

	Quantity	Base Number	Contract	LHB	Wales
% of FP17s for the same patient ID Re-attending within 3 months - Children	104	1,744	6.0%	7.9%	10.7%
% of FP17s for the same patient ID Re-attending within 3 months - Adults	812	5,295	15.3%	12.3%	15.4%
% of FP17s for the same patient ID Re-attending between 3 & 9 months - Children	1,030	1,744	59.1%	57.5%	60.1%
% of FP17s for the same patient ID Re-attending between 3 & 9 months - Adults	3,336	5,295	63.0%	52.2%	56.7%
% of FP17s for Band 1 Urgent Courses	371	6,405	5.8%	8.6%	9.1%
% of FP17s Relating to Free Repair or Replacements	138	6,405	2.2%	0.6%	0.7%
% of FP17s Relating to Continuations	151	6,405	2.4%	0.8%	0.6%
% of Patients satisfied with the dentistry they have received	13	13	100.0%	92.6%	93.0%
% of Patients satisfied with the time they had to wait for an appointment	13	13	100.0%	87.2%	87.5%

* This is based on patients treated on this contract for their most recent course of treatment. Figures in italics indicate the base number of FP17s or Patient Questionnaire responses are less than 100. N/A is shown where the base number of responses is less than 10 during the period. % is calculated as Quantity/Base number*100

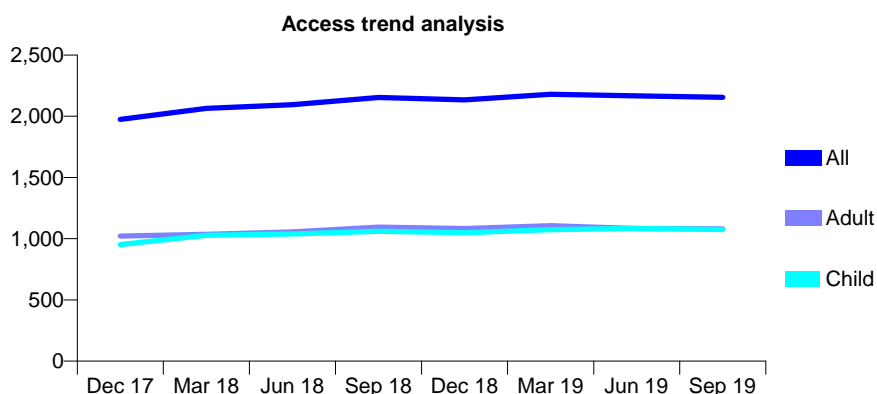
7A2 - Vital Signs At a Glance Contract Report for 106682/0001 - September 2019

Name or company name	Warren Davies Ltd.
Contract type name	Pilot Contract
Purpose of contract	General
Contract start date	01/01/2007
Contract end date	

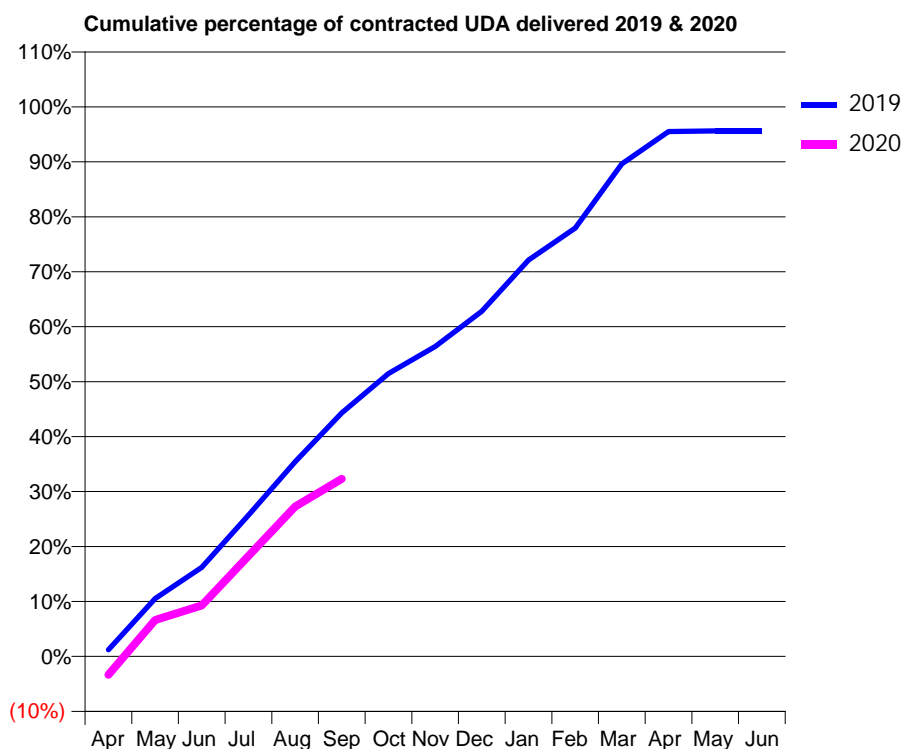
19/20 Contracted general activity (UDA)	8,201
Carry forward general activity (UDA)	388
19/20 Contracted orthodontic activity (UOA)	0
Carry forward orthodontic activity (UOA)	0
Baseline contract value	£246,453.34

ACCESS*

Patients seen in 24 months	Total	Change since previous quarter
Quarter ending September 2018	2,154	
Quarter ending December 2018	2,133	→
Quarter ending March 2019	2,179	↑
Quarter ending June 2019	2,167	→
Quarter ending September 2019	2,155	→
Variance since September 2018	0.0%	→



ACTIVITY



Month	Adjusted Scheduled Activity (UDA)	
	2019	2020
April	105	-276
May	913	545
June	1,404	761
July	2,226	1,500
August	3,065	2,236
September	3,838	2,649
October	4,457	
November	4,883	
December	5,435	
January	6,244	
February	6,749	
March	7,758	
April	8,268	
May	8,277	
June	8,277	

QUALITY

	Quantity	Base Number	Contract	LHB	Wales
% of FP17s for the same patient ID Re-attending within 3 months - Children	48	832	5.8%	7.9%	10.7%
% of FP17s for the same patient ID Re-attending within 3 months - Adults	179	866	20.7%	12.3%	15.4%
% of FP17s for the same patient ID Re-attending between 3 & 9 months - Children	530	832	63.7%	57.5%	60.1%
% of FP17s for the same patient ID Re-attending between 3 & 9 months - Adults	510	866	58.9%	52.2%	56.7%
% of FP17s for Band 1 Urgent Courses	171	1,493	11.5%	8.6%	9.1%
% of FP17s Relating to Free Repair or Replacements	1	1,493	0.1%	0.6%	0.7%
% of FP17s Relating to Continuations	4	1,493	0.3%	0.8%	0.6%
% of Patients satisfied with the dentistry they have received	5	5	N/A	92.6%	93.0%
% of Patients satisfied with the time they had to wait for an appointment	5	5	N/A	87.2%	87.5%

* This is based on patients treated on this contract for their most recent course of treatment. Figures in italics indicate the base number of FP17s or Patient Questionnaire responses are less than 100. N/A is shown where the base number of responses is less than 10 during the period. % is calculated as Quantity/Base number*100

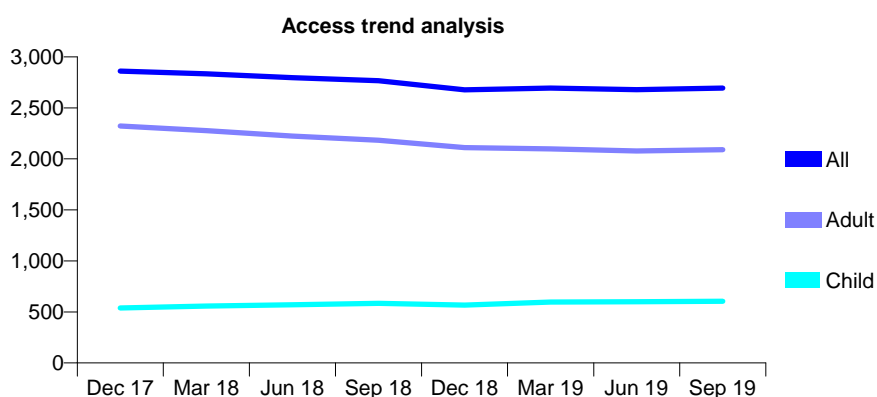
7A2 - Vital Signs At a Glance Contract Report for 106968/0001 - September 2019

Name or company name	Eastgate Dental Surgery Limited
Contract type name	GDS Contract
Purpose of contract	General
Contract start date	01/04/2011
Contract end date	

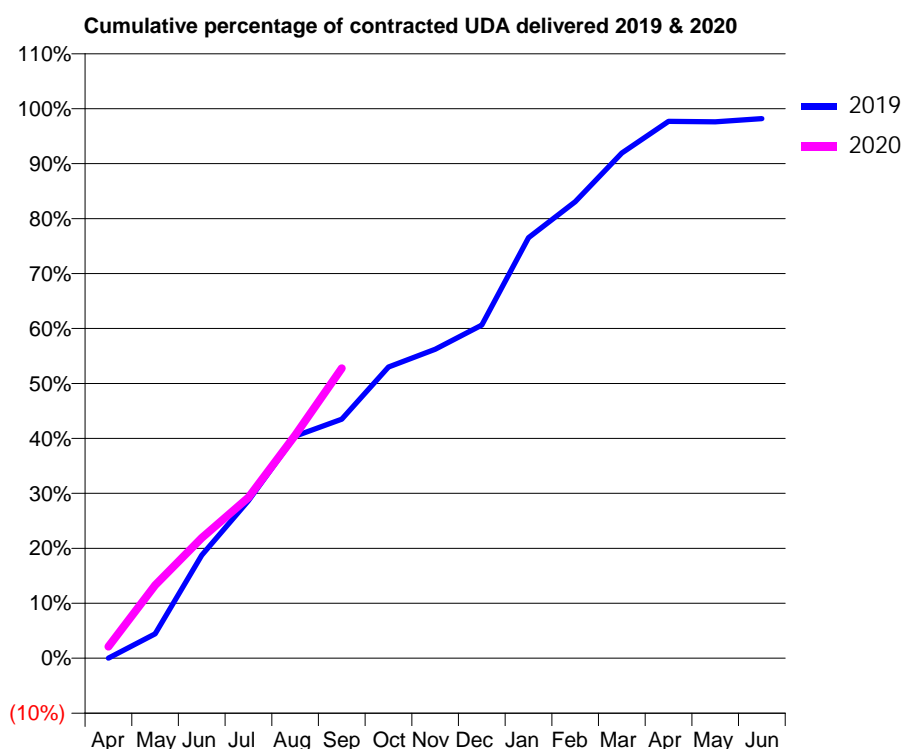
19/20 Contracted general activity (UDA)	7,616
Carry forward general activity (UDA)	0
19/20 Contracted orthodontic activity (UOA)	0
Carry forward orthodontic activity (UOA)	0
Baseline contract value	£219,374.79

ACCESS*

Patients seen in 24 months	Total	Change since previous quarter
Quarter ending September 2018	2,767	
Quarter ending December 2018	2,677	↓
Quarter ending March 2019	2,695	→
Quarter ending June 2019	2,679	→
Quarter ending September 2019	2,694	→
Variance since September 2018	(2.6%)	↓



ACTIVITY



Month	2019	2020
April	0	162
May	340	1,012
June	1,428	1,668
July	2,183	2,228
August	3,078	3,092
September	3,312	4,017
October	4,035	
November	4,281	
December	4,617	
January	5,828	
February	6,327	
March	7,001	
April	7,440	
May	7,432	
June	7,478	

QUALITY

	Quantity	Base Number	Contract	LHB	Wales
% of FP17s for the same patient ID Re-attending within 3 months - Children	35	495	7.1%	7.9%	10.7%
% of FP17s for the same patient ID Re-attending within 3 months - Adults	234	1,652	14.2%	12.3%	15.4%
% of FP17s for the same patient ID Re-attending between 3 & 9 months - Children	277	495	56.0%	57.5%	60.1%
% of FP17s for the same patient ID Re-attending between 3 & 9 months - Adults	973	1,652	58.9%	52.2%	56.7%
% of FP17s for Band 1 Urgent Courses	74	1,871	4.0%	8.6%	9.1%
% of FP17s Relating to Free Repair or Replacements	0	1,871	0.0%	0.6%	0.7%
% of FP17s Relating to Continuations	4	1,871	0.2%	0.8%	0.6%
% of Patients satisfied with the dentistry they have received	10	10	100.0%	92.6%	93.0%
% of Patients satisfied with the time they had to wait for an appointment	10	10	100.0%	87.2%	87.5%

* This is based on patients treated on this contract for their most recent course of treatment.

Figures in italics indicate the base number of FP17s or Patient Questionnaire responses are less than 100. N/A is shown where the base number of responses is less than 10 during the period. % is calculated as Quantity/Base number*100

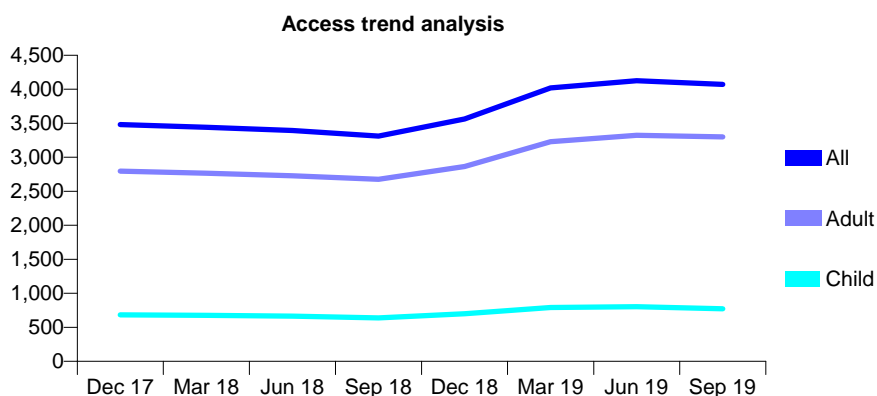
7A2 - Vital Signs At a Glance Contract Report for 112461/0001 - September 2019

Name or company name	Deintyddfa Emlyn
Contract type name	GDS Contract
Purpose of contract	General
Contract start date	21/02/2011
Contract end date	

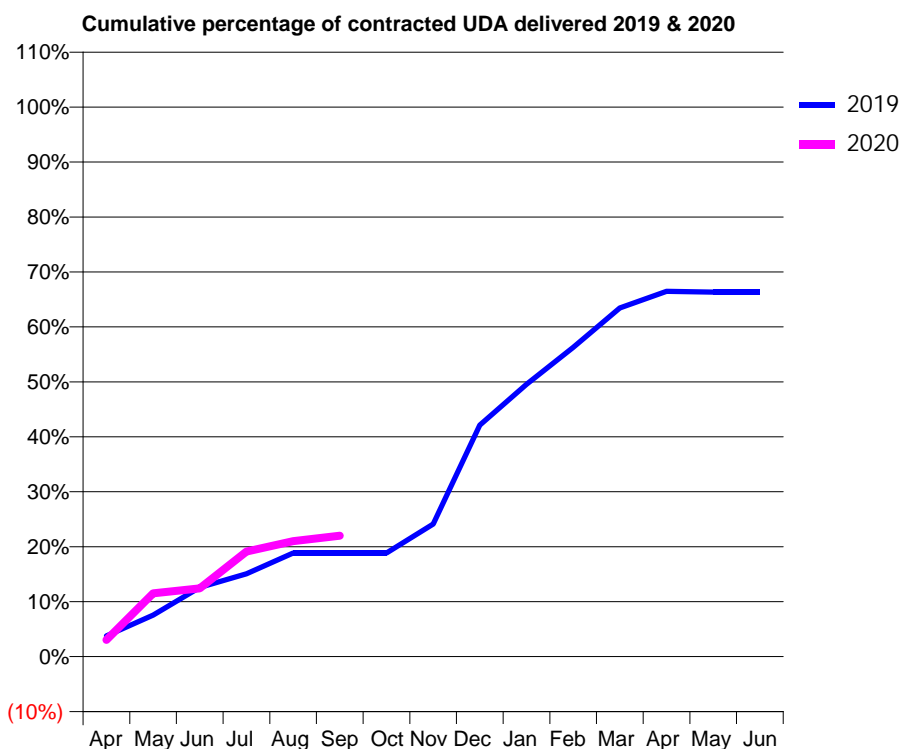
19/20 Contracted general activity (UDA)	12,000
Carry forward general activity (UDA)	0
19/20 Contracted orthodontic activity (UOA)	0
Carry forward orthodontic activity (UOA)	0
Baseline contract value	£317,645.74

ACCESS*

Patients seen in 24 months	Total	Change since previous quarter
Quarter ending September 2018	3,313	
Quarter ending December 2018	3,563	↑
Quarter ending March 2019	4,020	↑
Quarter ending June 2019	4,127	↑
Quarter ending September 2019	4,072	↓
Variance since September 2018	22.9%	↑



ACTIVITY



Month	Adjusted Scheduled Activity (UDA)	
	2019	2020
April	454	367
May	908	1,383
June	1,512	1,489
July	1,810	2,295
August	2,263	2,522
September	2,263	2,640
October	2,263	
November	2,897	
December	5,058	
January	5,947	
February	6,754	
March	7,615	
April	7,979	
May	7,961	
June	7,961	

QUALITY

	Quantity	Base Number	Contract	LHB	Wales
% of FP17s for the same patient ID Re-attending within 3 months - Children	21	352	6.0%	7.9%	10.7%
% of FP17s for the same patient ID Re-attending within 3 months - Adults	157	1,446	10.9%	12.3%	15.4%
% of FP17s for the same patient ID Re-attending between 3 & 9 months - Children	200	352	56.8%	57.5%	60.1%
% of FP17s for the same patient ID Re-attending between 3 & 9 months - Adults	831	1,446	57.5%	52.2%	56.7%
% of FP17s for Band 1 Urgent Courses	223	1,599	13.9%	8.6%	9.1%
% of FP17s Relating to Free Repair or Replacements	4	1,599	0.3%	0.6%	0.7%
% of FP17s Relating to Continuations	0	1,599	0.0%	0.8%	0.6%
% of Patients satisfied with the dentistry they have received	12	13	92.3%	92.6%	93.0%
% of Patients satisfied with the time they had to wait for an appointment	12	13	92.3%	87.2%	87.5%

* This is based on patients treated on this contract for their most recent course of treatment. Figures in italics indicate the base number of FP17s or Patient Questionnaire responses are less than 100. N/A is shown where the base number of responses is less than 10 during the period. % is calculated as Quantity/Base number*100

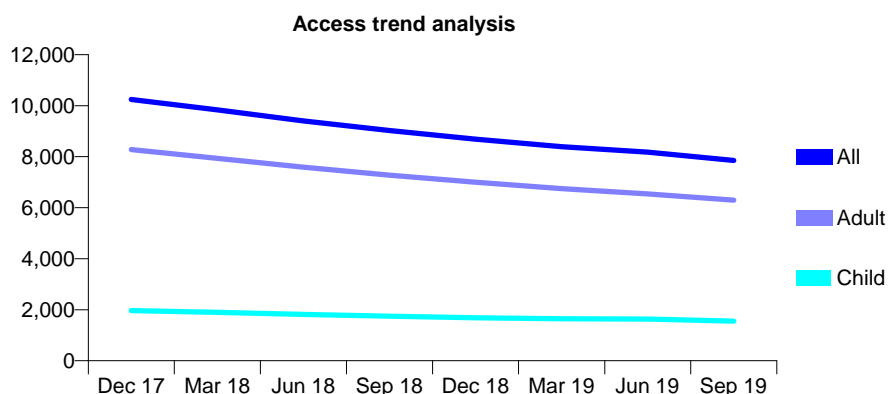
7A2 - Vital Signs At a Glance Contract Report for 112488/0001 - September 2019

Name or company name	Integrated Dental Holdings
Contract type name	GDS Contract
Purpose of contract	General
Contract start date	01/04/2006
Contract end date	

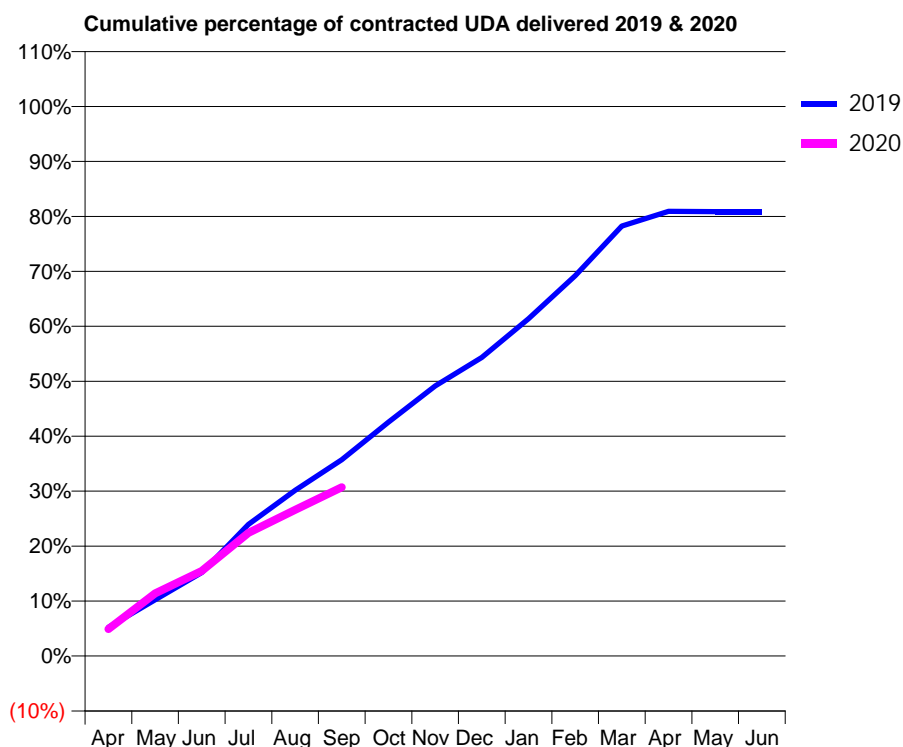
19/20 Contracted general activity (UDA)	25,000
Carry forward general activity (UDA)	0
19/20 Contracted orthodontic activity (UOA)	0
Carry forward orthodontic activity (UOA)	0
Baseline contract value	£595,644.93

ACCESS*

Patients seen in 24 months	Total	Change since previous quarter
Quarter ending September 2018	9,028	
Quarter ending December 2018	8,685	↓
Quarter ending March 2019	8,395	↓
Quarter ending June 2019	8,178	↓
Quarter ending September 2019	7,853	↓
Variance since September 2018	(13.0%)	↓



ACTIVITY



Month	Adjusted Scheduled Activity (UDA)	
	2019	2020
April	1,309	1,230
May	2,558	2,846
June	3,804	3,869
July	5,991	5,606
August	7,536	6,654
September	8,927	7,679
October	10,641	
November	12,288	
December	13,583	
January	15,349	
February	17,296	
March	19,565	
April	20,232	
May	20,215	
June	20,214	

QUALITY

	Quantity	Base Number	Contract	LHB	Wales
% of FP17s for the same patient ID Re-attending within 3 months - Children	20	850	2.4%	7.9%	10.7%
% of FP17s for the same patient ID Re-attending within 3 months - Adults	170	3,568	4.8%	12.3%	15.4%
% of FP17s for the same patient ID Re-attending between 3 & 9 months - Children	511	850	60.1%	57.5%	60.1%
% of FP17s for the same patient ID Re-attending between 3 & 9 months - Adults	2,466	3,568	69.1%	52.2%	56.7%
% of FP17s for Band 1 Urgent Courses	79	4,077	1.9%	8.6%	9.1%
% of FP17s Relating to Free Repair or Replacements	14	4,077	0.3%	0.6%	0.7%
% of FP17s Relating to Continuations	23	4,077	0.6%	0.8%	0.6%
% of Patients satisfied with the dentistry they have received	22	24	91.7%	92.6%	93.0%
% of Patients satisfied with the time they had to wait for an appointment	16	24	66.7%	87.2%	87.5%

* This is based on patients treated on this contract for their most recent course of treatment. Figures in italics indicate the base number of FP17s or Patient Questionnaire responses are less than 100. N/A is shown where the base number of responses is less than 10 during the period. % is calculated as Quantity/Base number*100

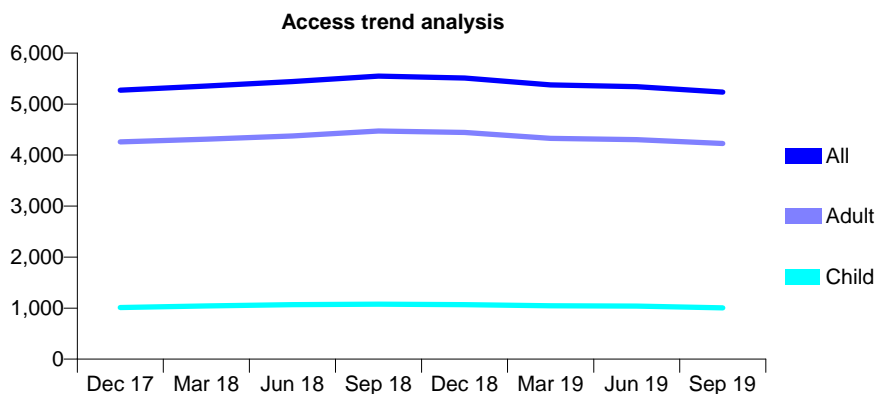
7A2 - Vital Signs At a Glance Contract Report for 116300/0001 - September 2019

Name or company name	Whitecross Dental Care Ltd
Contract type name	GDS Contract
Purpose of contract	General
Contract start date	01/11/2006
Contract end date	

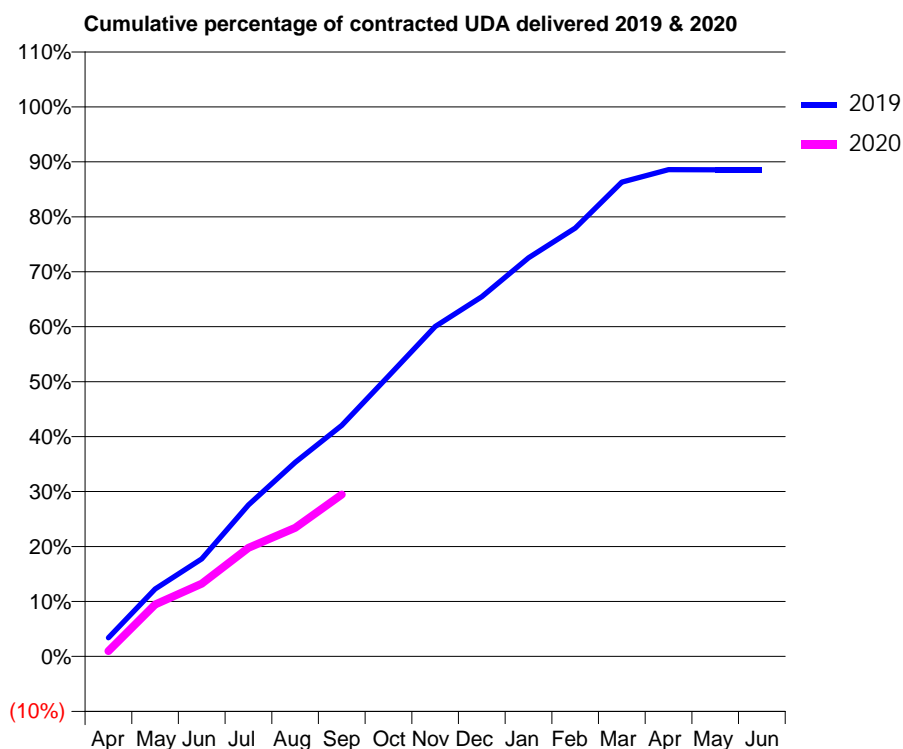
19/20 Contracted general activity (UDA)	15,000
Carry forward general activity (UDA)	0
19/20 Contracted orthodontic activity (UOA)	0
Carry forward orthodontic activity (UOA)	0
Baseline contract value	£364,924.74

ACCESS*

Patients seen in 24 months	Total	Change since previous quarter
Quarter ending September 2018	5,550	
Quarter ending December 2018	5,511	→
Quarter ending March 2019	5,377	↓
Quarter ending June 2019	5,341	→
Quarter ending September 2019	5,234	↓
Variance since September 2018	(5.7%)	↓



ACTIVITY



Month	2019	2020
April	508	146
May	1,839	1,418
June	2,663	1,986
July	4,136	2,963
August	5,297	3,512
September	6,307	4,416
October	7,653	
November	9,008	
December	9,819	
January	10,877	
February	11,689	
March	12,947	
April	13,285	
May	13,282	
June	13,280	

QUALITY

	Quantity	Base Number	Contract	LHB	Wales
% of FP17s for the same patient ID Re-attending within 3 months - Children	35	426	8.2%	7.9%	10.7%
% of FP17s for the same patient ID Re-attending within 3 months - Adults	190	1,726	11.0%	12.3%	15.4%
% of FP17s for the same patient ID Re-attending between 3 & 9 months - Children	161	426	37.8%	57.5%	60.1%
% of FP17s for the same patient ID Re-attending between 3 & 9 months - Adults	586	1,726	34.0%	52.2%	56.7%
% of FP17s for Band 1 Urgent Courses	97	2,040	4.8%	8.6%	9.1%
% of FP17s Relating to Free Repair or Replacements	32	2,040	1.6%	0.6%	0.7%
% of FP17s Relating to Continuations	35	2,040	1.7%	0.8%	0.6%
% of Patients satisfied with the dentistry they have received	19	19	100.0%	92.6%	93.0%
% of Patients satisfied with the time they had to wait for an appointment	17	19	89.5%	87.2%	87.5%

* This is based on patients treated on this contract for their most recent course of treatment. Figures in italics indicate the base number of FP17s or Patient Questionnaire responses are less than 100. N/A is shown where the base number of responses is less than 10 during the period. % is calculated as Quantity/Base number*100

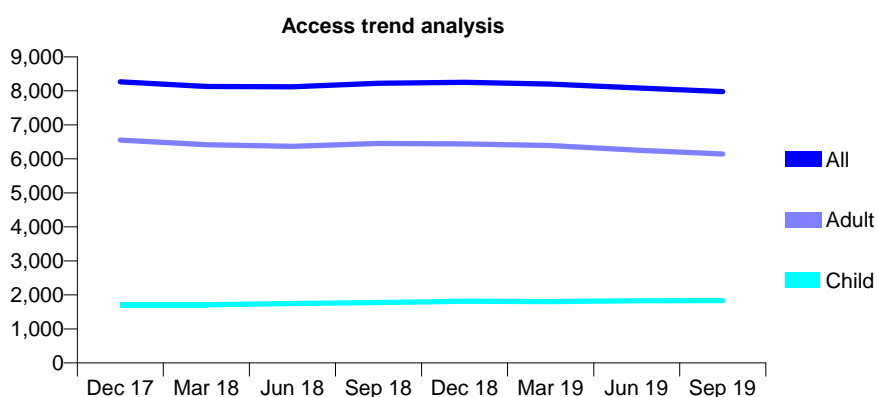
7A2 - Vital Signs At a Glance Contract Report for 116300/0002 - September 2019

Name or company name	Whitecross Dental Care Ltd
Contract type name	GDS Contract
Purpose of contract	General
Contract start date	21/11/2007
Contract end date	

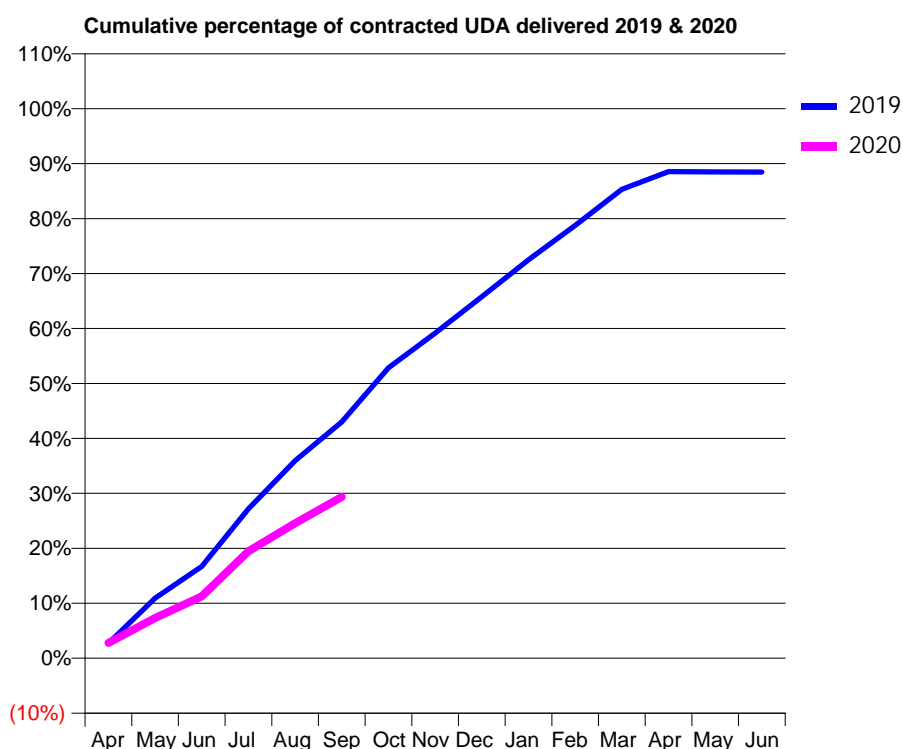
19/20 Contracted general activity (UDA)	26,504
Carry forward general activity (UDA)	0
19/20 Contracted orthodontic activity (UOA)	0
Carry forward orthodontic activity (UOA)	0
Baseline contract value	£595,149.67

ACCESS*

Patients seen in 24 months	Total	Change since previous quarter
Quarter ending September 2018	8,226	
Quarter ending December 2018	8,252	→
Quarter ending March 2019	8,202	→
Quarter ending June 2019	8,088	↓
Quarter ending September 2019	7,979	↓
Variance since September 2018	(3.0%)	↓



ACTIVITY



Month	2019	2020
April	720	734
May	2,897	1,942
June	4,430	2,980
July	7,208	5,159
August	9,532	6,512
September	11,403	7,780
October	14,003	
November	15,685	
December	17,435	
January	19,215	
February	20,875	
March	22,610	
April	23,465	
May	23,452	
June	23,446	

QUALITY

	Quantity	Base Number	Contract	LHB	Wales
% of FP17s for the same patient ID Re-attending within 3 months - Children	42	891	4.7%	7.9%	10.7%
% of FP17s for the same patient ID Re-attending within 3 months - Adults	236	2,616	9.0%	12.3%	15.4%
% of FP17s for the same patient ID Re-attending between 3 & 9 months - Children	360	891	40.4%	57.5%	60.1%
% of FP17s for the same patient ID Re-attending between 3 & 9 months - Adults	957	2,616	36.6%	52.2%	56.7%
% of FP17s for Band 1 Urgent Courses	128	3,246	3.9%	8.6%	9.1%
% of FP17s Relating to Free Repair or Replacements	23	3,246	0.7%	0.6%	0.7%
% of FP17s Relating to Continuations	41	3,246	1.3%	0.8%	0.6%
% of Patients satisfied with the dentistry they have received	43	44	97.7%	92.6%	93.0%
% of Patients satisfied with the time they had to wait for an appointment	41	44	93.2%	87.2%	87.5%

* This is based on patients treated on this contract for their most recent course of treatment.

Figures in italics indicate the base number of FP17s or Patient Questionnaire responses are less than 100. N/A is shown where the base number of responses is less than 10 during the period. % is calculated as Quantity/Base number*100

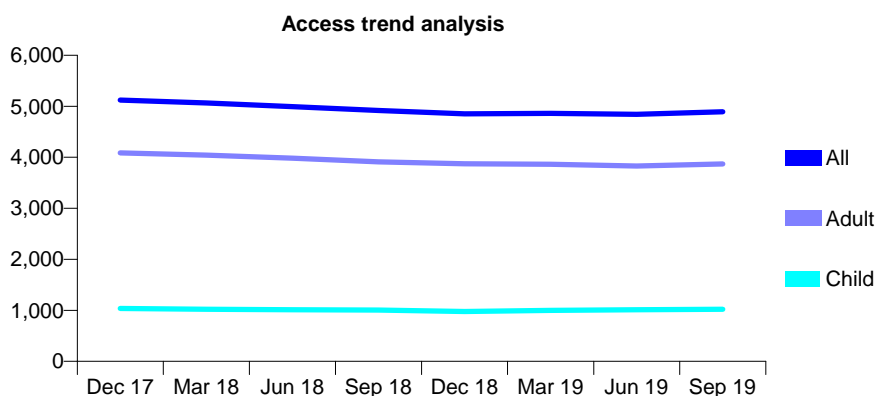
7A2 - Vital Signs At a Glance Contract Report for 116300/0003 - September 2019

Name or company name	Whitecross Dental Care Ltd
Contract type name	GDS Contract
Purpose of contract	General
Contract start date	01/03/2008
Contract end date	

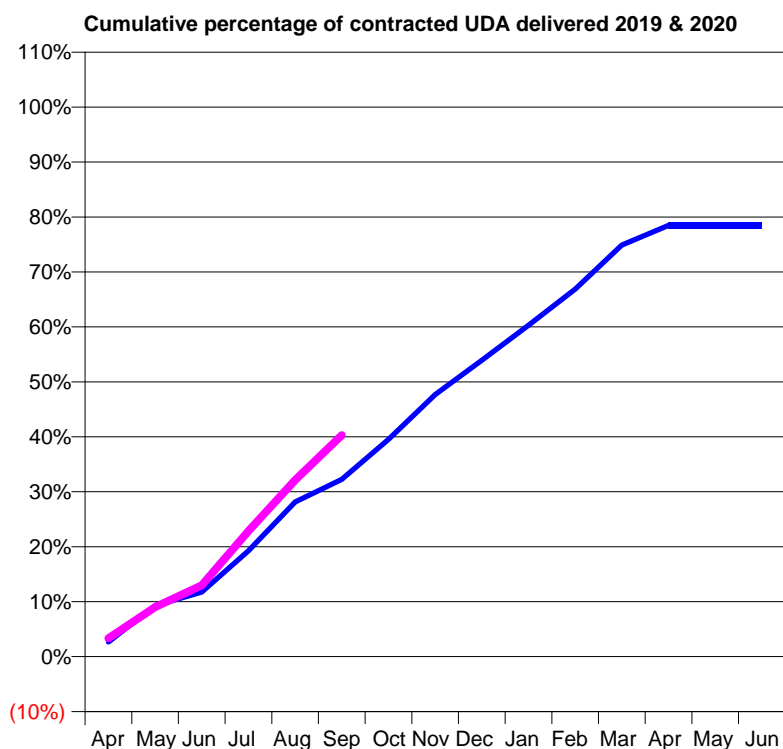
19/20 Contracted general activity (UDA)	15,957
Carry forward general activity (UDA)	0
19/20 Contracted orthodontic activity (UOA)	0
Carry forward orthodontic activity (UOA)	0
Baseline contract value	£504,841.70

ACCESS*

Patients seen in 24 months	Total	Change since previous quarter
Quarter ending September 2018	4,916	
Quarter ending December 2018	4,851	↓
Quarter ending March 2019	4,862	→
Quarter ending June 2019	4,842	→
Quarter ending September 2019	4,892	→
Variance since September 2018	(0.5%)	→



ACTIVITY



Month	Adjusted Scheduled Activity (UDA)	
	2019	2020
April	425	532
May	1,480	1,440
June	1,875	2,070
July	3,074	3,644
August	4,490	5,129
September	5,147	6,430
October	6,309	
November	7,611	
December	8,605	
January	9,620	
February	10,671	
March	11,950	
April	12,520	
May	12,520	
June	12,520	

QUALITY

	Quantity	Base Number	Contract	LHB	Wales
% of FP17s for the same patient ID Re-attending within 3 months - Children	15	553	2.7%	7.9%	10.7%
% of FP17s for the same patient ID Re-attending within 3 months - Adults	166	2,069	8.0%	12.3%	15.4%
% of FP17s for the same patient ID Re-attending between 3 & 9 months - Children	138	553	25.0%	57.5%	60.1%
% of FP17s for the same patient ID Re-attending between 3 & 9 months - Adults	641	2,069	31.0%	52.2%	56.7%
% of FP17s for Band 1 Urgent Courses	18	2,438	0.7%	8.6%	9.1%
% of FP17s Relating to Free Repair or Replacements	7	2,438	0.3%	0.6%	0.7%
% of FP17s Relating to Continuations	33	2,438	1.4%	0.8%	0.6%
% of Patients satisfied with the dentistry they have received	18	18	100.0%	92.6%	93.0%
% of Patients satisfied with the time they had to wait for an appointment	15	18	83.3%	87.2%	87.5%

* This is based on patients treated on this contract for their most recent course of treatment. Figures in italics indicate the base number of FP17s or Patient Questionnaire responses are less than 100. N/A is shown where the base number of responses is less than 10 during the period. % is calculated as Quantity/Base number*100

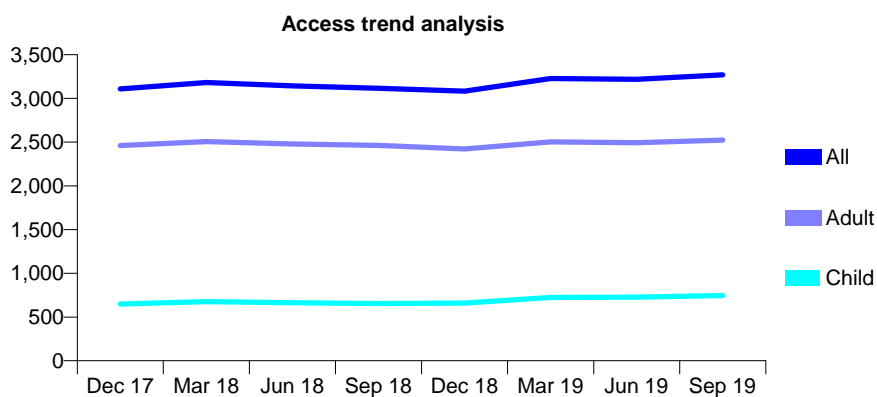
7A2 - Vital Signs At a Glance Contract Report for 117226/0001 - September 2019

Name or company name	Coastrock Ltd & Blackrock Ltd
Contract type name	GDS Contract
Purpose of contract	General
Contract start date	01/10/2012
Contract end date	

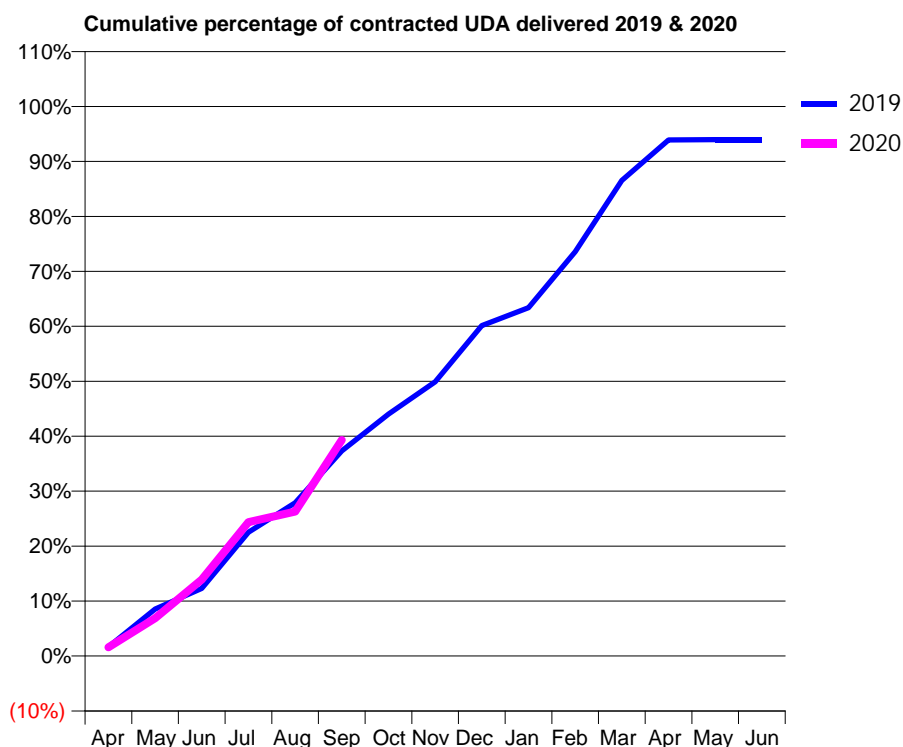
19/20 Contracted general activity (UDA)	8,223
Carry forward general activity (UDA)	0
19/20 Contracted orthodontic activity (UOA)	0
Carry forward orthodontic activity (UOA)	0
Baseline contract value	£247,726.46

ACCESS*

Patients seen in 24 months	Total	Change since previous quarter
Quarter ending September 2018	3,116	
Quarter ending December 2018	3,083	↓
Quarter ending March 2019	3,228	↑
Quarter ending June 2019	3,219	→
Quarter ending September 2019	3,269	→
Variance since September 2018	4.9%	↑



ACTIVITY



Month	Adjusted Scheduled Activity (UDA)	
	2019	2020
April	138	130
May	704	567
June	1,012	1,144
July	1,853	2,005
August	2,294	2,162
September	3,070	3,232
October	3,620	
November	4,103	
December	4,943	
January	5,212	
February	6,052	
March	7,118	
April	7,722	
May	7,725	
June	7,725	

QUALITY

	Quantity	Base Number	Contract	LHB	Wales
% of FP17s for the same patient ID Re-attending within 3 months - Children	20	566	3.5%	7.9%	10.7%
% of FP17s for the same patient ID Re-attending within 3 months - Adults	131	1,766	7.4%	12.3%	15.4%
% of FP17s for the same patient ID Re-attending between 3 & 9 months - Children	353	566	62.4%	57.5%	60.1%
% of FP17s for the same patient ID Re-attending between 3 & 9 months - Adults	1,165	1,766	66.0%	52.2%	56.7%
% of FP17s for Band 1 Urgent Courses	294	2,030	14.5%	8.6%	9.1%
% of FP17s Relating to Free Repair or Replacements	4	2,030	0.2%	0.6%	0.7%
% of FP17s Relating to Continuations	0	2,030	0.0%	0.8%	0.6%
% of Patients satisfied with the dentistry they have received	11	11	100.0%	92.6%	93.0%
% of Patients satisfied with the time they had to wait for an appointment	8	11	72.7%	87.2%	87.5%

* This is based on patients treated on this contract for their most recent course of treatment. Figures in italics indicate the base number of FP17s or Patient Questionnaire responses are less than 100. N/A is shown where the base number of responses is less than 10 during the period. % is calculated as Quantity/Base number*100

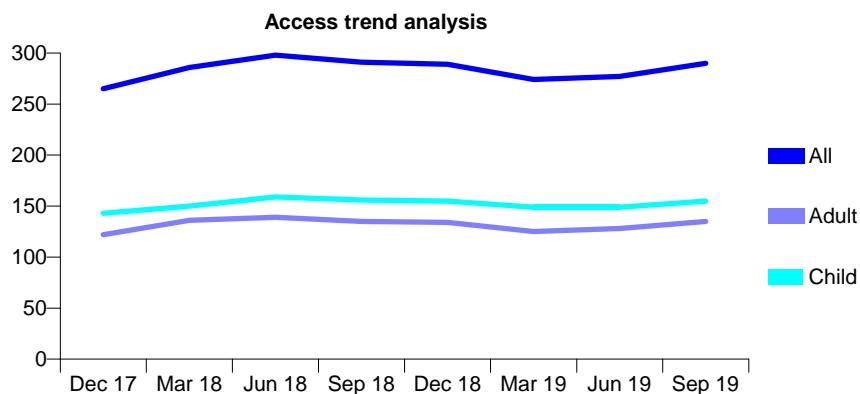
7A2 - Vital Signs At a Glance Contract Report for 119172/0001 - September 2019

Name or company name	M Shaw and H Foley
Contract type name	GDS Contract
Purpose of contract	General
Contract start date	01/03/2007
Contract end date	

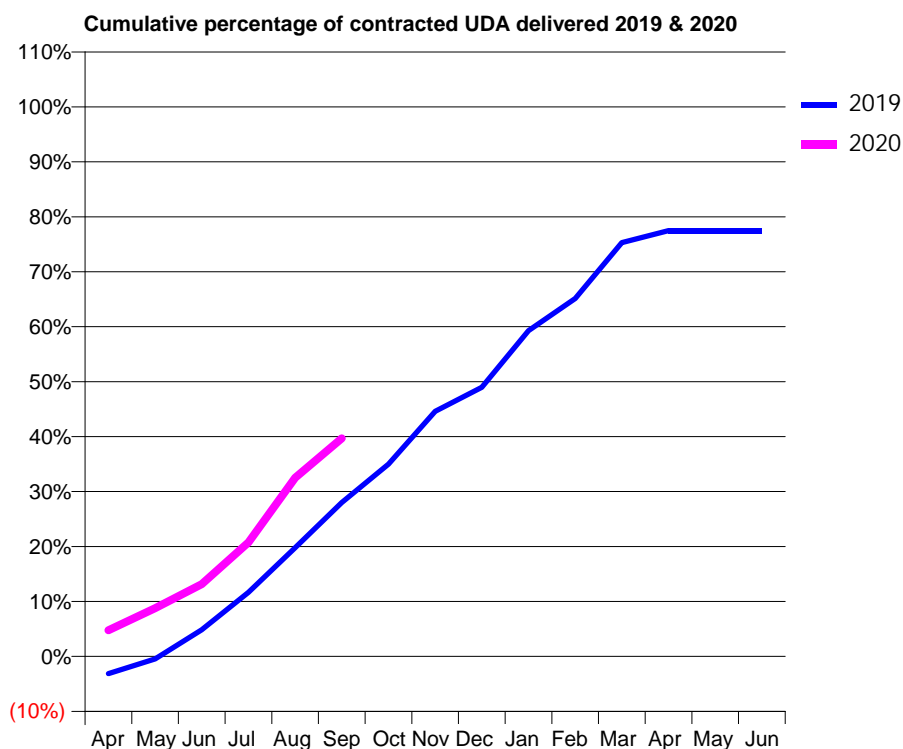
19/20 Contracted general activity (UDA)	650
Carry forward general activity (UDA)	0
19/20 Contracted orthodontic activity (UOA)	0
Carry forward orthodontic activity (UOA)	0
Baseline contract value	£18,662.47

ACCESS*

Patients seen in 24 months	Total	Change since previous quarter
Quarter ending September 2018	291	
Quarter ending December 2018	289	→
Quarter ending March 2019	274	↓
Quarter ending June 2019	277	→
Quarter ending September 2019	290	↑
Variance since September 2018	(0.3%)	→



ACTIVITY



Month	Adjusted Scheduled Activity (UDA)	
	2019	2020
April	-20	31
May	-3	57
June	31	86
July	76	135
August	129	211
September	182	258
October	227	
November	290	
December	318	
January	385	
February	423	
March	489	
April	504	
May	504	
June	504	

QUALITY

	Quantity	Base Number	Contract	LHB	Wales
% of FP17s for the same patient ID Re-attending within 3 months - Children	10	124	8.1%	7.9%	10.7%
% of FP17s for the same patient ID Re-attending within 3 months - Adults	5	58	8.6%	12.3%	15.4%
% of FP17s for the same patient ID Re-attending between 3 & 9 months - Children	78	124	62.9%	57.5%	60.1%
% of FP17s for the same patient ID Re-attending between 3 & 9 months - Adults	25	58	43.1%	52.2%	56.7%
% of FP17s for Band 1 Urgent Courses	10	171	5.8%	8.6%	9.1%
% of FP17s Relating to Free Repair or Replacements	0	171	0.0%	0.6%	0.7%
% of FP17s Relating to Continuations	0	171	0.0%	0.8%	0.6%
% of Patients satisfied with the dentistry they have received	1	1	N/A	92.6%	93.0%
% of Patients satisfied with the time they had to wait for an appointment	1	1	N/A	87.2%	87.5%

* This is based on patients treated on this contract for their most recent course of treatment. Figures in italics indicate the base number of FP17s or Patient Questionnaire responses are less than 100. N/A is shown where the base number of responses is less than 10 during the period. % is calculated as Quantity/Base number*100

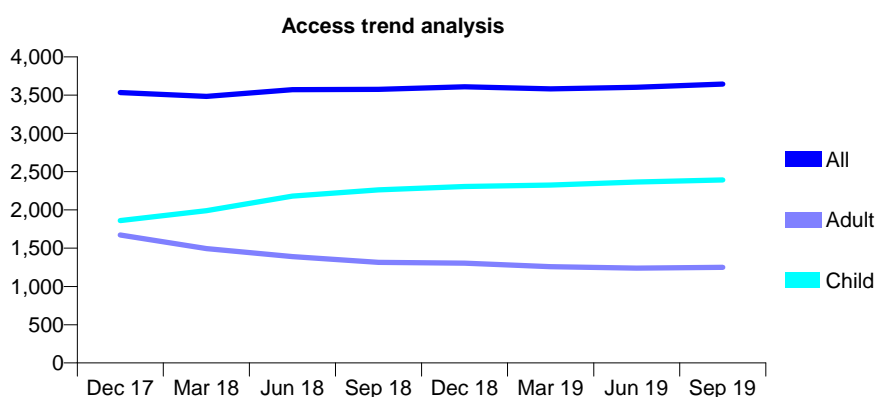
7A2 - Vital Signs At a Glance Contract Report for 123919/0001 - September 2019

Name or company name	Avenue Villa Dental Surgery
Contract type name	GDS Contract
Purpose of contract	General
Contract start date	01/12/2013
Contract end date	

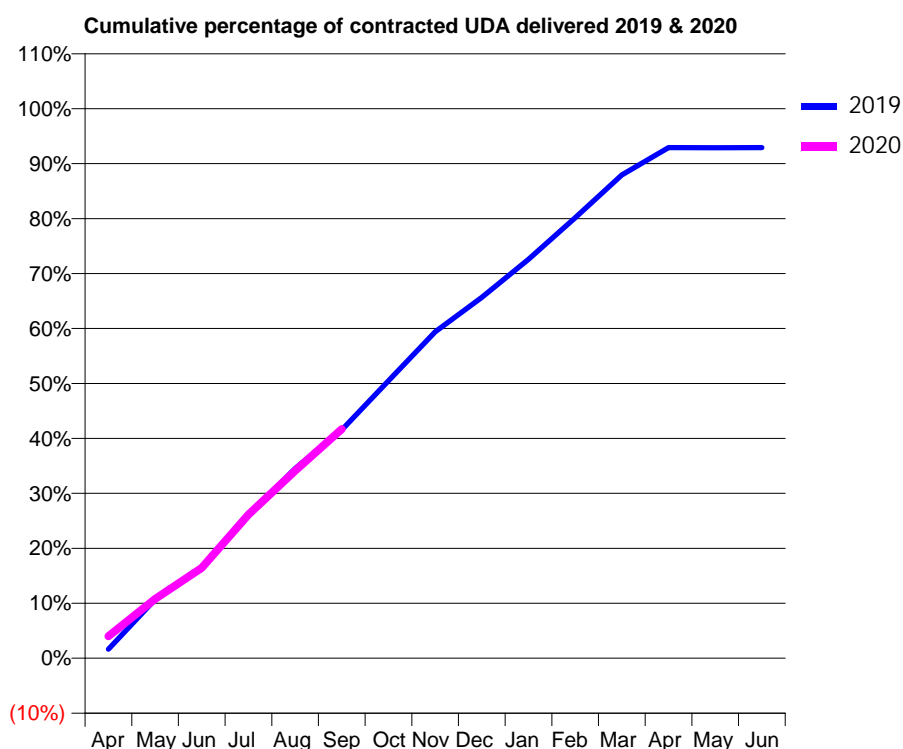
19/20 Contracted general activity (UDA)	9,000
Carry forward general activity (UDA)	0
19/20 Contracted orthodontic activity (UOA)	0
Carry forward orthodontic activity (UOA)	0
Baseline contract value	£273,412.15

ACCESS*

Patients seen in 24 months	Total	Change since previous quarter
Quarter ending September 2018	3,576	
Quarter ending December 2018	3,609	→
Quarter ending March 2019	3,582	→
Quarter ending June 2019	3,603	→
Quarter ending September 2019	3,643	→
Variance since September 2018	1.9%	→



ACTIVITY



Month	2019	2020
April	148	362
May	965	970
June	1,491	1,481
July	2,341	2,352
August	3,108	3,072
September	3,741	3,752
October	4,545	
November	5,346	
December	5,909	
January	6,533	
February	7,216	
March	7,914	
April	8,362	
May	8,360	
June	8,362	

QUALITY

	Quantity	Base Number	Contract	LHB	Wales
% of FP17s for the same patient ID Re-attending within 3 months - Children	129	1,827	7.1%	7.9%	10.7%
% of FP17s for the same patient ID Re-attending within 3 months - Adults	80	755	10.6%	12.3%	15.4%
% of FP17s for the same patient ID Re-attending between 3 & 9 months - Children	1,093	1,827	59.8%	57.5%	60.1%
% of FP17s for the same patient ID Re-attending between 3 & 9 months - Adults	404	755	53.5%	52.2%	56.7%
% of FP17s for Band 1 Urgent Courses	165	2,377	6.9%	8.6%	9.1%
% of FP17s Relating to Free Repair or Replacements	2	2,377	0.1%	0.6%	0.7%
% of FP17s Relating to Continuations	0	2,377	0.0%	0.8%	0.6%
% of Patients satisfied with the dentistry they have received	6	6	N/A	92.6%	93.0%
% of Patients satisfied with the time they had to wait for an appointment	6	6	N/A	87.2%	87.5%

* This is based on patients treated on this contract for their most recent course of treatment.

Figures in italics indicate the base number of FP17s or Patient Questionnaire responses are less than 100. N/A is shown where the base number of responses is less than 10 during the period. % is calculated as Quantity/Base number*100

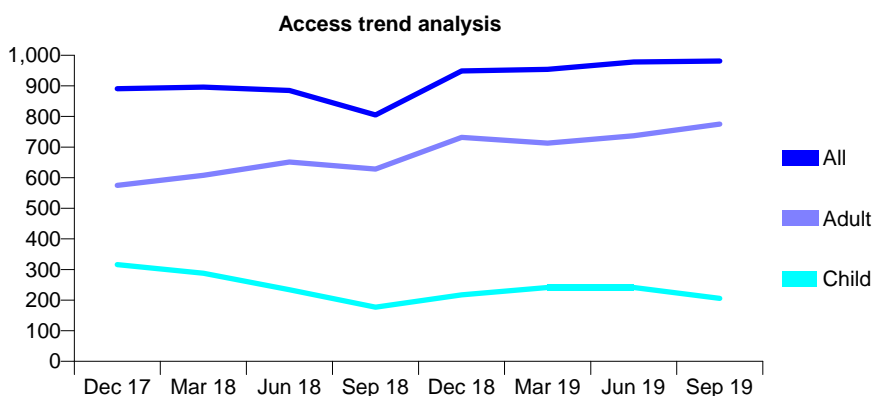
7A2 - Vital Signs At a Glance Contract Report for 123919/0002 - September 2019

Name or company name	Avenue Villa Dental Surgery
Contract type name	GDS Contract
Purpose of contract	General
Contract start date	01/12/2013
Contract end date	

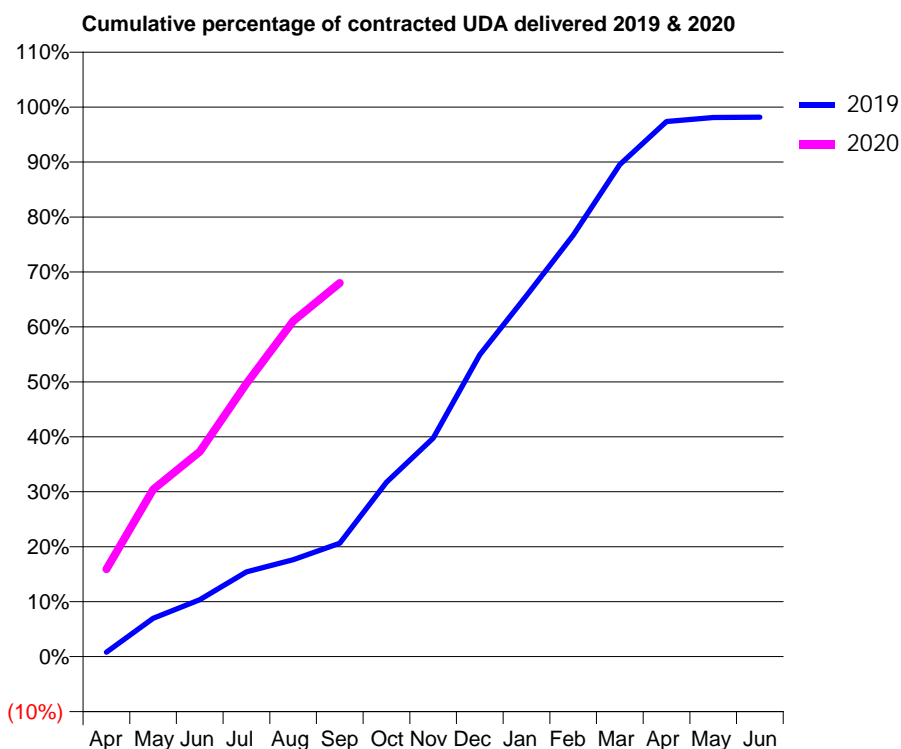
19/20 Contracted general activity (UDA)	2,463
Carry forward general activity (UDA)	0
19/20 Contracted orthodontic activity (UOA)	0
Carry forward orthodontic activity (UOA)	0
Baseline contract value	£74,823.78

ACCESS*

Patients seen in 24 months	Total	Change since previous quarter
Quarter ending September 2018	805	
Quarter ending December 2018	949	↑
Quarter ending March 2019	954	→
Quarter ending June 2019	978	↑
Quarter ending September 2019	981	→
Variance since September 2018	21.9%	↑



ACTIVITY



Month	Adjusted Scheduled Activity (UDA)	
	2019	2020
April	20	392
May	172	749
June	255	918
July	380	1,224
August	434	1,504
September	508	1,674
October	781	
November	980	
December	1,353	
January	1,618	
February	1,889	
March	2,205	
April	2,398	
May	2,416	
June	2,417	

QUALITY

	Quantity	Base Number	Contract	LHB	Wales
% of FP17s for the same patient ID Re-attending within 3 months - Children	0	154	0.0%	7.9%	10.7%
% of FP17s for the same patient ID Re-attending within 3 months - Adults	1	339	0.3%	12.3%	15.4%
% of FP17s for the same patient ID Re-attending between 3 & 9 months - Children	1	154	0.6%	57.5%	60.1%
% of FP17s for the same patient ID Re-attending between 3 & 9 months - Adults	1	339	0.3%	52.2%	56.7%
% of FP17s for Band 1 Urgent Courses	11	442	2.5%	8.6%	9.1%
% of FP17s Relating to Free Repair or Replacements	0	442	0.0%	0.6%	0.7%
% of FP17s Relating to Continuations	0	442	0.0%	0.8%	0.6%
% of Patients satisfied with the dentistry they have received	4	4	N/A	92.6%	93.0%
% of Patients satisfied with the time they had to wait for an appointment	4	4	N/A	87.2%	87.5%

* This is based on patients treated on this contract for their most recent course of treatment. Figures in italics indicate the base number of FP17s or Patient Questionnaire responses are less than 100. N/A is shown where the base number of responses is less than 10 during the period. % is calculated as Quantity/Base number*100

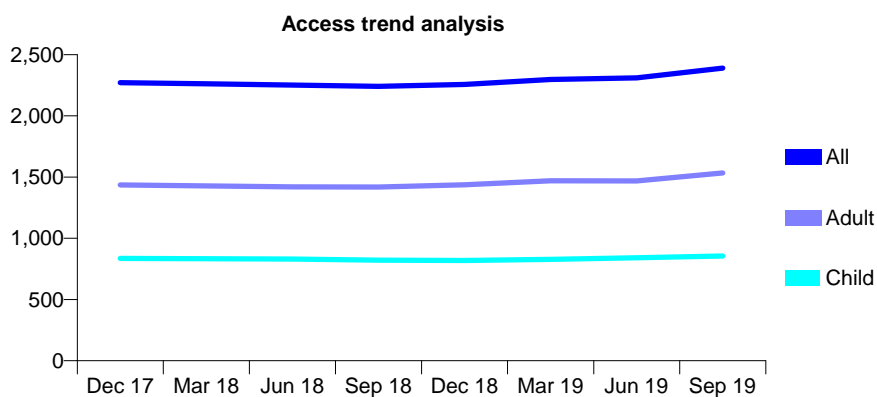
7A2 - Vital Signs At a Glance Contract Report for 134007/0001 - September 2019

Name or company name	Cross Hands Dental Care Ltd
Contract type name	GDS Contract
Purpose of contract	General
Contract start date	01/07/2015
Contract end date	

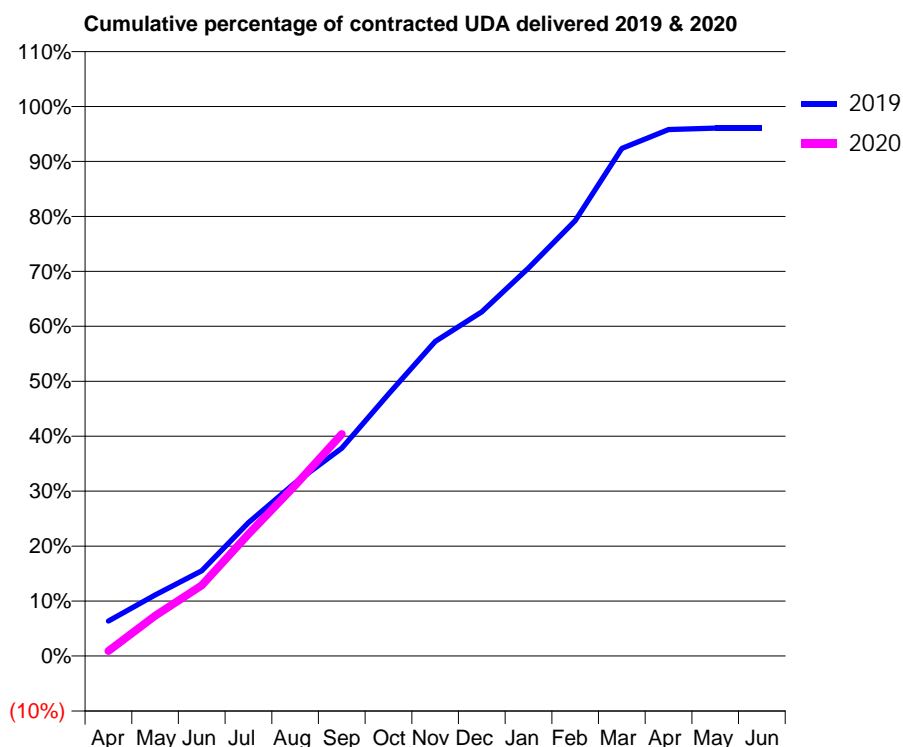
19/20 Contracted general activity (UDA)	5,500
Carry forward general activity (UDA)	217
19/20 Contracted orthodontic activity (UOA)	0
Carry forward orthodontic activity (UOA)	0
Baseline contract value	£143,459.85

ACCESS*

Patients seen in 24 months	Total	Change since previous quarter
Quarter ending September 2018	2,241	
Quarter ending December 2018	2,256	→
Quarter ending March 2019	2,298	→
Quarter ending June 2019	2,311	→
Quarter ending September 2019	2,390	↑
Variance since September 2018	6.6%	↑



ACTIVITY



Month	Adjusted Scheduled Activity (UDA)	
	2019	2020
April	350	52
May	612	404
June	853	707
July	1,335	1,220
August	1,734	1,710
September	2,080	2,221
October	2,621	
November	3,148	
December	3,444	
January	3,883	
February	4,357	
March	5,080	
April	5,268	
May	5,283	
June	5,283	

QUALITY

	Quantity	Base Number	Contract	LHB	Wales
% of FP17s for the same patient ID Re-attending within 3 months - Children	50	636	7.9%	7.9%	10.7%
% of FP17s for the same patient ID Re-attending within 3 months - Adults	164	990	16.6%	12.3%	15.4%
% of FP17s for the same patient ID Re-attending between 3 & 9 months - Children	348	636	54.7%	57.5%	60.1%
% of FP17s for the same patient ID Re-attending between 3 & 9 months - Adults	392	990	39.6%	52.2%	56.7%
% of FP17s for Band 1 Urgent Courses	339	1,507	22.5%	8.6%	9.1%
% of FP17s Relating to Free Repair or Replacements	16	1,507	1.1%	0.6%	0.7%
% of FP17s Relating to Continuations	4	1,507	0.3%	0.8%	0.6%
% of Patients satisfied with the dentistry they have received	6	7	N/A	92.6%	93.0%
% of Patients satisfied with the time they had to wait for an appointment	6	7	N/A	87.2%	87.5%

* This is based on patients treated on this contract for their most recent course of treatment. Figures in italics indicate the base number of FP17s or Patient Questionnaire responses are less than 100. N/A is shown where the base number of responses is less than 10 during the period. % is calculated as Quantity/Base number*100

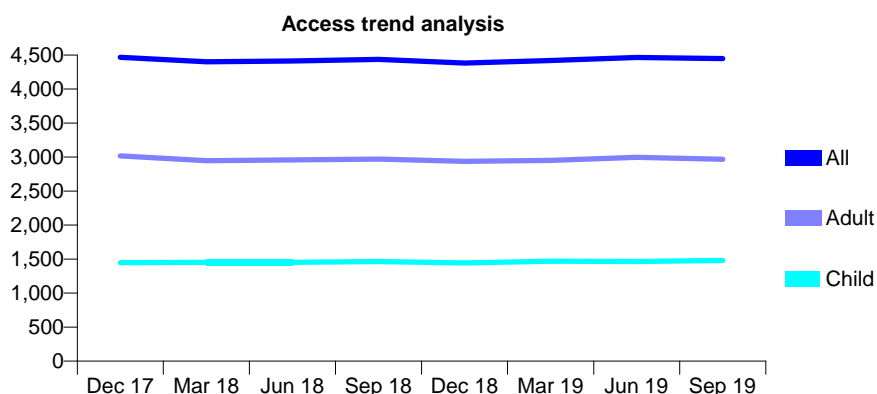
7A2 - Vital Signs At a Glance Contract Report for 134104/0001 - September 2019

Name or company name	Murray Street Dental Practice Ltd
Contract type name	GDS Contract
Purpose of contract	General
Contract start date	01/10/2009
Contract end date	

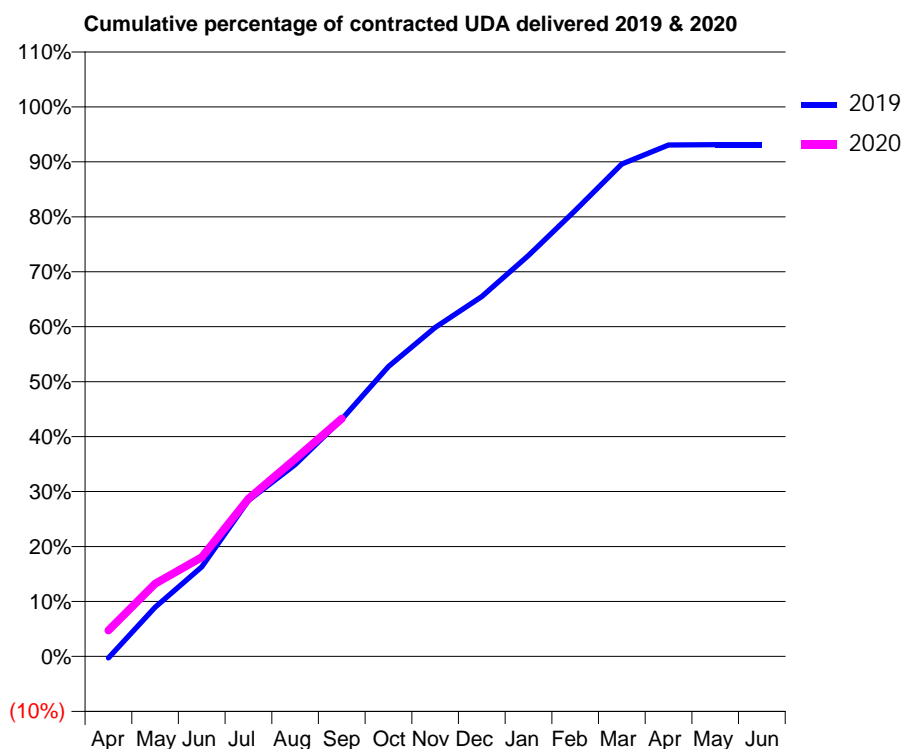
19/20 Contracted general activity (UDA)	10,600
Carry forward general activity (UDA)	0
19/20 Contracted orthodontic activity (UOA)	0
Carry forward orthodontic activity (UOA)	0
Baseline contract value	£307,626.73

ACCESS*

Patients seen in 24 months	Total	Change since previous quarter
Quarter ending September 2018	4,436	
Quarter ending December 2018	4,384	↓
Quarter ending March 2019	4,421	→
Quarter ending June 2019	4,464	→
Quarter ending September 2019	4,448	→
Variance since September 2018	0.3%	→



ACTIVITY



Month	2019	2020
April	-32	503
May	950	1,402
June	1,727	1,913
July	3,009	3,043
August	3,701	3,807
September	4,571	4,586
October	5,592	
November	6,345	
December	6,942	
January	7,732	
February	8,603	
March	9,495	
April	9,864	
May	9,871	
June	9,872	

QUALITY

	Quantity	Base Number	Contract	LHB	Wales
% of FP17s for the same patient ID Re-attending within 3 months - Children	53	1,029	5.2%	7.9%	10.7%
% of FP17s for the same patient ID Re-attending within 3 months - Adults	217	1,657	13.1%	12.3%	15.4%
% of FP17s for the same patient ID Re-attending between 3 & 9 months - Children	548	1,029	53.3%	57.5%	60.1%
% of FP17s for the same patient ID Re-attending between 3 & 9 months - Adults	630	1,657	38.0%	52.2%	56.7%
% of FP17s for Band 1 Urgent Courses	481	2,457	19.6%	8.6%	9.1%
% of FP17s Relating to Free Repair or Replacements	6	2,457	0.2%	0.6%	0.7%
% of FP17s Relating to Continuations	2	2,457	0.1%	0.8%	0.6%
% of Patients satisfied with the dentistry they have received	11	13	84.6%	92.6%	93.0%
% of Patients satisfied with the time they had to wait for an appointment	12	13	92.3%	87.2%	87.5%

* This is based on patients treated on this contract for their most recent course of treatment. Figures in italics indicate the base number of FP17s or Patient Questionnaire responses are less than 100. N/A is shown where the base number of responses is less than 10 during the period. % is calculated as Quantity/Base number*100

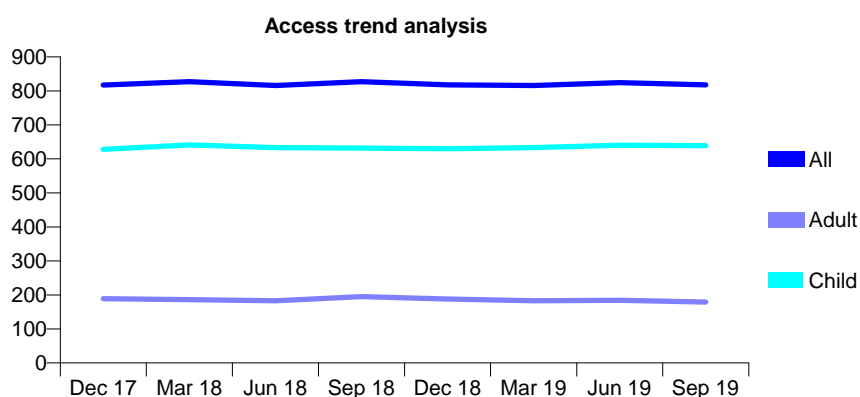
7A2 - Vital Signs At a Glance Contract Report for 137480/0001 - September 2019

Name or company name	Vergam Dental Practice Limited
Contract type name	GDS Contract
Purpose of contract	General
Contract start date	01/04/2008
Contract end date	

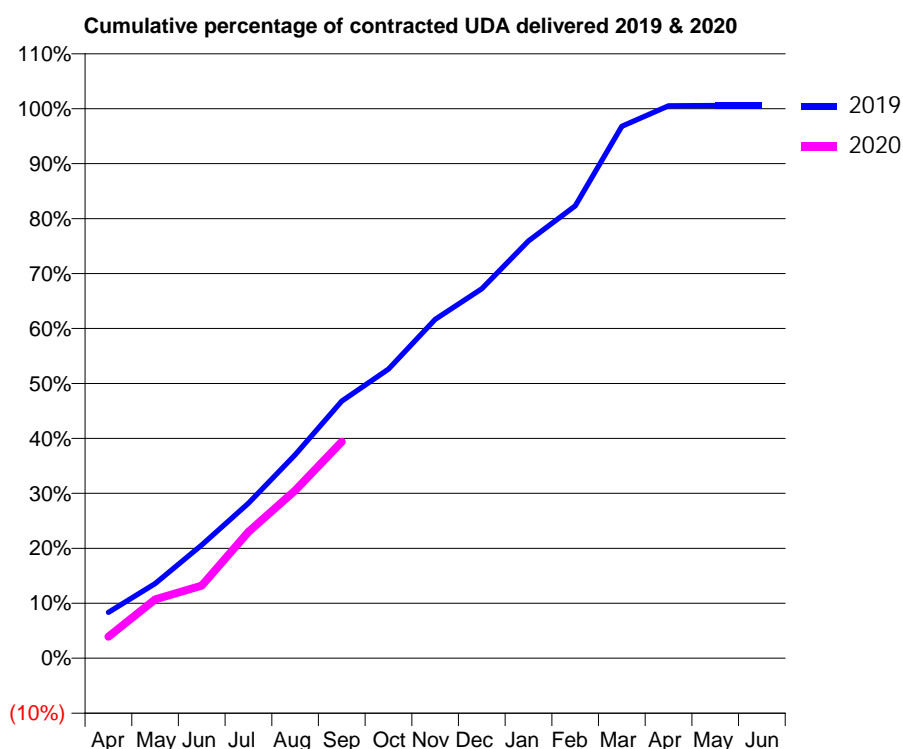
19/20 Contracted general activity (UDA)	1,512
Carry forward general activity (UDA)	-9
19/20 Contracted orthodontic activity (UOA)	0
Carry forward orthodontic activity (UOA)	0
Baseline contract value	£50,652.82

ACCESS*

Patients seen in 24 months	Total	Change since previous quarter
Quarter ending September 2018	827	
Quarter ending December 2018	818	↓
Quarter ending March 2019	816	→
Quarter ending June 2019	824	→
Quarter ending September 2019	818	→
Variance since September 2018	(1.1%)	↓



ACTIVITY



Month	2019	2020
April	126	59
May	206	162
June	312	200
July	426	348
August	560	462
September	707	596
October	796	
November	933	
December	1,017	
January	1,148	
February	1,245	
March	1,463	
April	1,519	
May	1,521	
June	1,521	

QUALITY

	Quantity	Base Number	Contract	LHB	Wales
% of FP17s for the same patient ID Re-attending within 3 months - Children	37	513	7.2%	7.9%	10.7%
% of FP17s for the same patient ID Re-attending within 3 months - Adults	1	54	1.9%	12.3%	15.4%
% of FP17s for the same patient ID Re-attending between 3 & 9 months - Children	349	513	68.0%	57.5%	60.1%
% of FP17s for the same patient ID Re-attending between 3 & 9 months - Adults	8	54	14.8%	52.2%	56.7%
% of FP17s for Band 1 Urgent Courses	64	517	12.4%	8.6%	9.1%
% of FP17s Relating to Free Repair or Replacements	0	517	0.0%	0.6%	0.7%
% of FP17s Relating to Continuations	0	517	0.0%	0.8%	0.6%
% of Patients satisfied with the dentistry they have received	2	2	N/A	92.6%	93.0%
% of Patients satisfied with the time they had to wait for an appointment	2	2	N/A	87.2%	87.5%

* This is based on patients treated on this contract for their most recent course of treatment.

Figures in italics indicate the base number of FP17s or Patient Questionnaire responses are less than 100. N/A is shown where the base number of responses is less than 10 during the period. % is calculated as Quantity/Base number*100

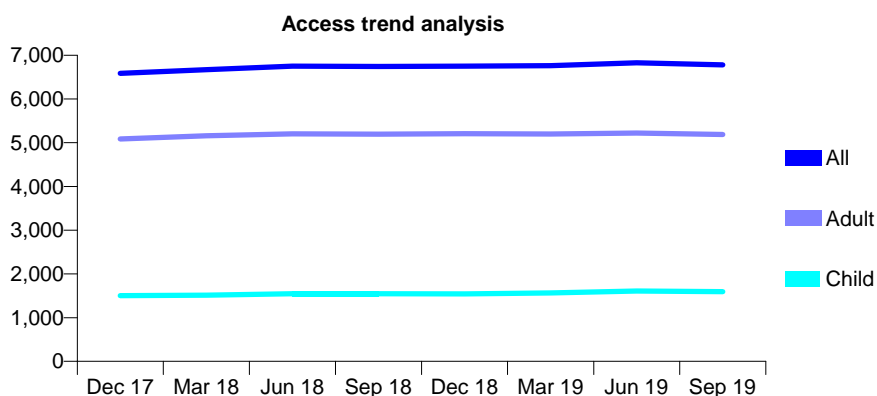
7A2 - Vital Signs At a Glance Contract Report for 153613/0001 - September 2019

Name or company name	Llannon Dental Care Ltd
Contract type name	GDS Contract
Purpose of contract	General
Contract start date	01/11/2014
Contract end date	

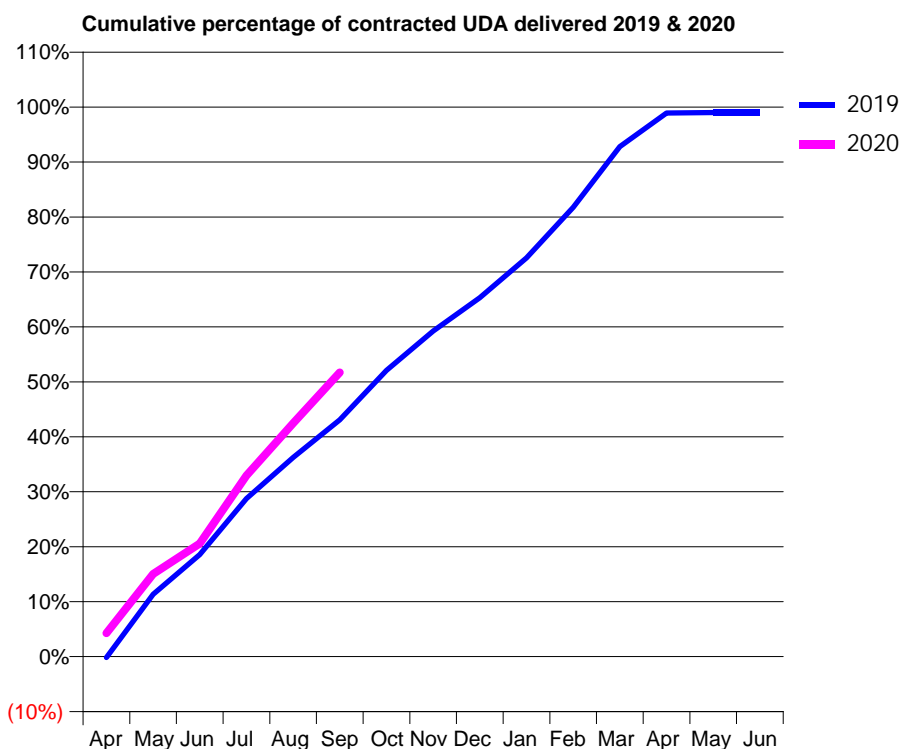
19/20 Contracted general activity (UDA)	16,457
Carry forward general activity (UDA)	0
19/20 Contracted orthodontic activity (UOA)	0
Carry forward orthodontic activity (UOA)	0
Baseline contract value	£446,677.40

ACCESS*

Patients seen in 24 months	Total	Change since previous quarter
Quarter ending September 2018	6,742	
Quarter ending December 2018	6,750	→
Quarter ending March 2019	6,761	→
Quarter ending June 2019	6,829	→
Quarter ending September 2019	6,782	→
Variance since September 2018	0.6%	→



ACTIVITY



Month	Adjusted Scheduled Activity (UDA)	
	2019	2020
April	-31	703
May	1,868	2,474
June	3,059	3,388
July	4,734	5,424
August	5,965	6,989
September	7,091	8,509
October	8,573	
November	9,752	
December	10,747	
January	11,943	
February	13,455	
March	15,271	
April	16,275	
May	16,291	
June	16,291	

QUALITY

	Quantity	Base Number	Contract	LHB	Wales
% of FP17s for the same patient ID Re-attending within 3 months - Children	72	1,249	5.8%	7.9%	10.7%
% of FP17s for the same patient ID Re-attending within 3 months - Adults	435	3,982	10.9%	12.3%	15.4%
% of FP17s for the same patient ID Re-attending between 3 & 9 months - Children	619	1,249	49.6%	57.5%	60.1%
% of FP17s for the same patient ID Re-attending between 3 & 9 months - Adults	2,066	3,982	51.9%	52.2%	56.7%
% of FP17s for Band 1 Urgent Courses	451	4,708	9.6%	8.6%	9.1%
% of FP17s Relating to Free Repair or Replacements	60	4,708	1.3%	0.6%	0.7%
% of FP17s Relating to Continuations	20	4,708	0.4%	0.8%	0.6%
% of Patients satisfied with the dentistry they have received	17	19	89.5%	92.6%	93.0%
% of Patients satisfied with the time they had to wait for an appointment	15	19	78.9%	87.2%	87.5%

* This is based on patients treated on this contract for their most recent course of treatment. Figures in italics indicate the base number of FP17s or Patient Questionnaire responses are less than 100. N/A is shown where the base number of responses is less than 10 during the period. % is calculated as Quantity/Base number*100

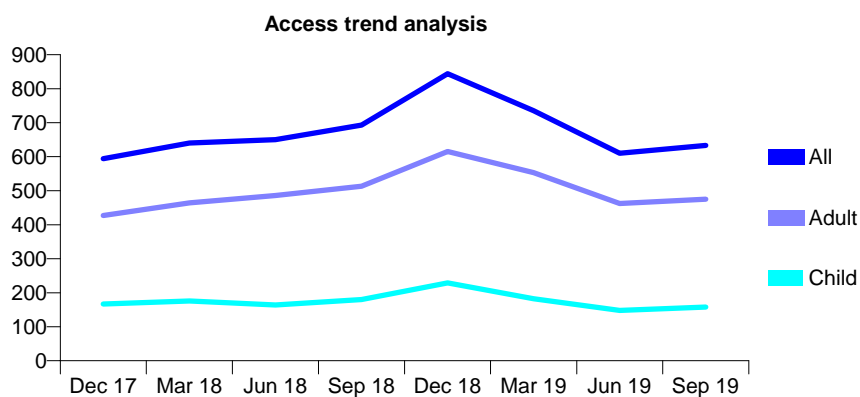
7A2 - Vital Signs At a Glance Contract Report for 153613/0002 - September 2019

Name or company name	Llannon Dental Care Ltd
Contract type name	GDS Contract
Purpose of contract	General
Contract start date	01/11/2014
Contract end date	

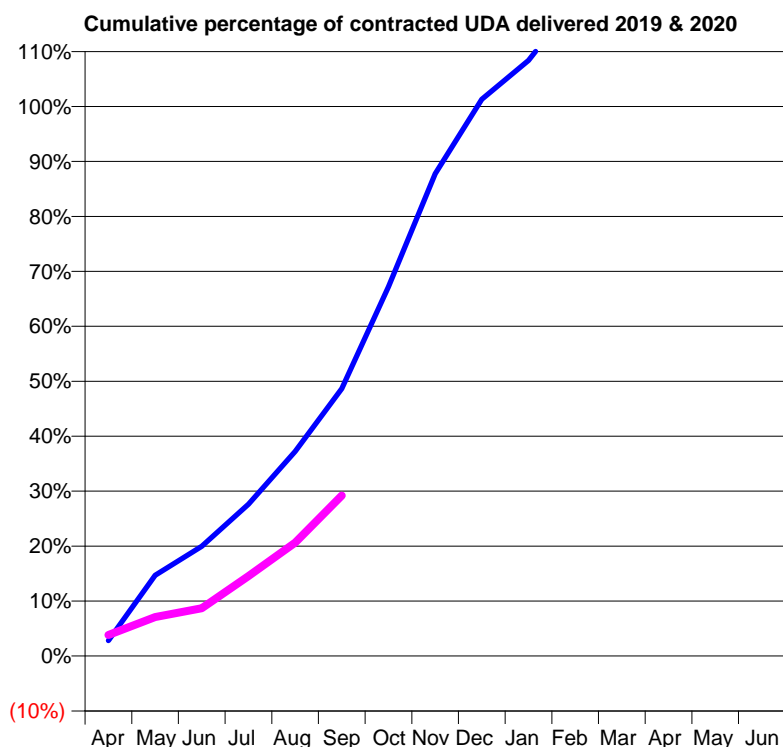
19/20 Contracted general activity (UDA)	2,000
Carry forward general activity (UDA)	0
19/20 Contracted orthodontic activity (UOA)	0
Carry forward orthodontic activity (UOA)	0
Baseline contract value	£68,357.54

ACCESS*

Patients seen in 24 months	Total	Change since previous quarter
Quarter ending September 2018	693	
Quarter ending December 2018	844	↑
Quarter ending March 2019	735	↓
Quarter ending June 2019	610	↓
Quarter ending September 2019	633	↑
Variance since September 2018	(8.7%)	↓



ACTIVITY



Month	Adjusted Scheduled Activity (UDA)	
	2019	2020
April	56	77
May	294	142
June	399	174
July	552	291
August	745	413
September	973	584
October	1,344	
November	1,755	
December	2,026	
January	2,168	
February	2,380	
March	2,565	
April	2,634	
May	2,634	
June	2,634	

QUALITY

	Quantity	Base Number	Contract	LHB	Wales
% of FP17s for the same patient ID Re-attending within 3 months - Children	0	75	0.0%	7.9%	10.7%
% of FP17s for the same patient ID Re-attending within 3 months - Adults	0	136	0.0%	12.3%	15.4%
% of FP17s for the same patient ID Re-attending between 3 & 9 months - Children	1	75	1.3%	57.5%	60.1%
% of FP17s for the same patient ID Re-attending between 3 & 9 months - Adults	0	136	0.0%	52.2%	56.7%
% of FP17s for Band 1 Urgent Courses	0	191	0.0%	8.6%	9.1%
% of FP17s Relating to Free Repair or Replacements	0	191	0.0%	0.6%	0.7%
% of FP17s Relating to Continuations	0	191	0.0%	0.8%	0.6%
% of Patients satisfied with the dentistry they have received	0	0	N/A	92.6%	93.0%
% of Patients satisfied with the time they had to wait for an appointment	0	0	N/A	87.2%	87.5%

* This is based on patients treated on this contract for their most recent course of treatment. Figures in italics indicate the base number of FP17s or Patient Questionnaire responses are less than 100. N/A is shown where the base number of responses is less than 10 during the period. % is calculated as Quantity/Base number*100

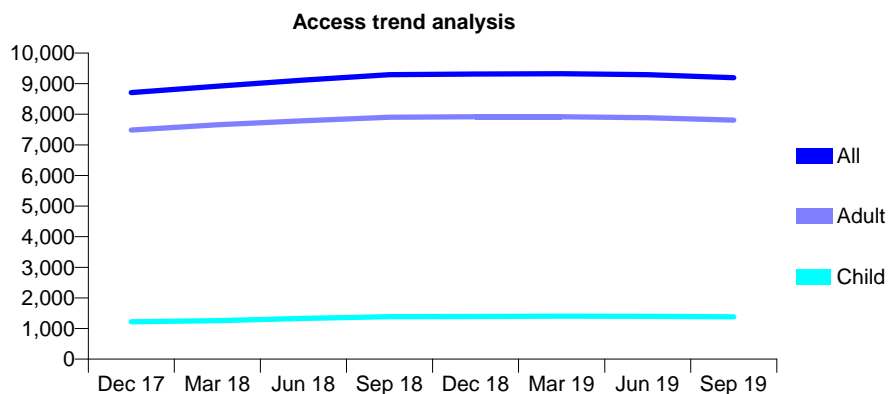
7A2 - Vital Signs At a Glance Contract Report for 157066/0001 - September 2019

Name or company name	Intergrated Dental Holdings
Contract type name	GDS Contract
Purpose of contract	General
Contract start date	01/04/2006
Contract end date	

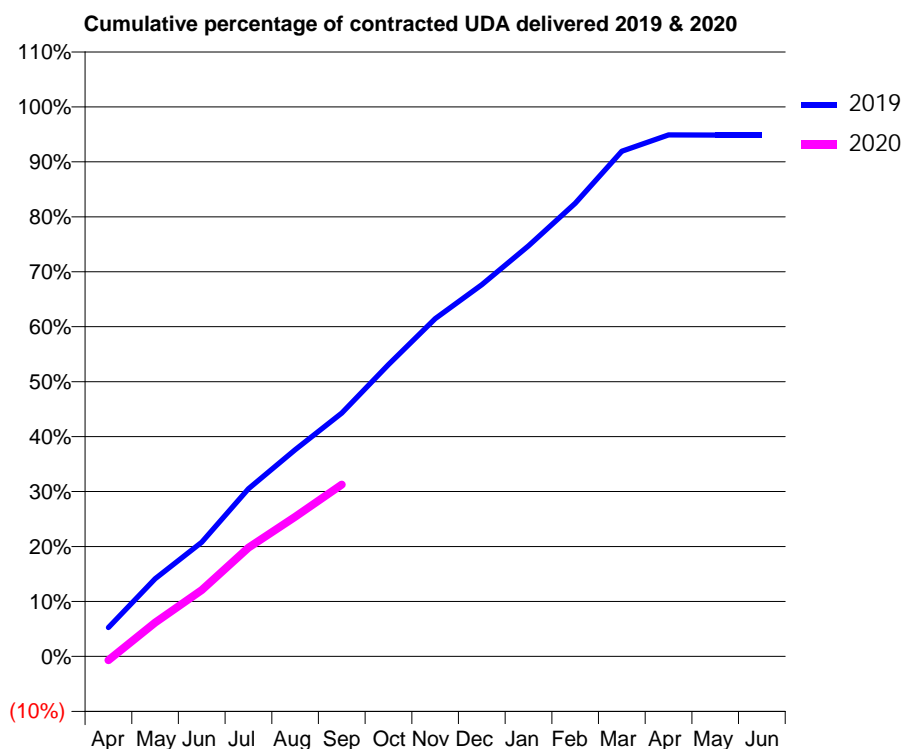
19/20 Contracted general activity (UDA)	33,500
Carry forward general activity (UDA)	1,720
19/20 Contracted orthodontic activity (UOA)	0
Carry forward orthodontic activity (UOA)	0
Baseline contract value	£798,164.19

ACCESS*

Patients seen in 24 months	Total	Change since previous quarter
Quarter ending September 2018	9,290	
Quarter ending December 2018	9,313	→
Quarter ending March 2019	9,328	→
Quarter ending June 2019	9,290	→
Quarter ending September 2019	9,194	↓
Variance since September 2018	(1.0%)	↓



ACTIVITY



Month	Adjusted Scheduled Activity (UDA)	
	2019	2020
April	1,759	-242
May	4,738	2,063
June	6,965	4,043
July	10,222	6,631
August	12,597	8,514
September	14,828	10,477
October	17,791	
November	20,591	
December	22,662	
January	25,030	
February	27,625	
March	30,797	
April	31,792	
May	31,786	
June	31,780	

QUALITY

	Quantity	Base Number	Contract	LHB	Wales
% of FP17s for the same patient ID Re-attending within 3 months - Children	58	928	6.3%	7.9%	10.7%
% of FP17s for the same patient ID Re-attending within 3 months - Adults	592	5,386	11.0%	12.3%	15.4%
% of FP17s for the same patient ID Re-attending between 3 & 9 months - Children	551	928	59.4%	57.5%	60.1%
% of FP17s for the same patient ID Re-attending between 3 & 9 months - Adults	3,288	5,386	61.0%	52.2%	56.7%
% of FP17s for Band 1 Urgent Courses	548	5,892	9.3%	8.6%	9.1%
% of FP17s Relating to Free Repair or Replacements	38	5,892	0.6%	0.6%	0.7%
% of FP17s Relating to Continuations	45	5,892	0.8%	0.8%	0.6%
% of Patients satisfied with the dentistry they have received	39	43	90.7%	92.6%	93.0%
% of Patients satisfied with the time they had to wait for an appointment	40	43	93.0%	87.2%	87.5%

* This is based on patients treated on this contract for their most recent course of treatment. Figures in italics indicate the base number of FP17s or Patient Questionnaire responses are less than 100. N/A is shown where the base number of responses is less than 10 during the period. % is calculated as Quantity/Base number*100

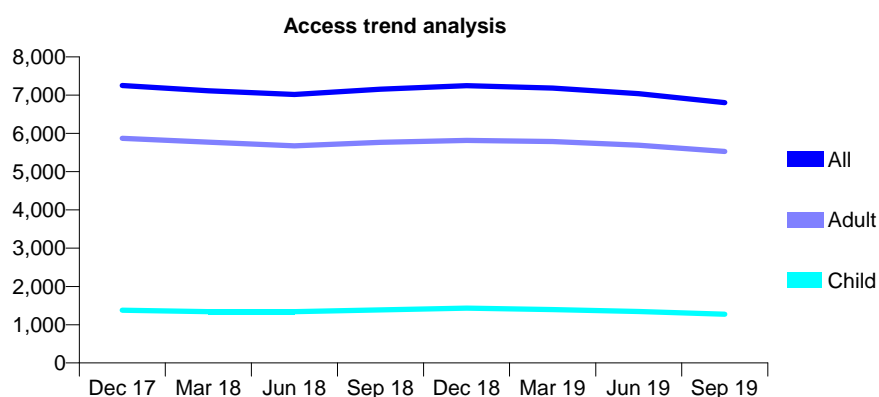
7A2 - Vital Signs At a Glance Contract Report for 158194/0006 - September 2019

Name or company name	Denticare Ltd
Contract type name	GDS Contract
Purpose of contract	General
Contract start date	01/04/2006
Contract end date	

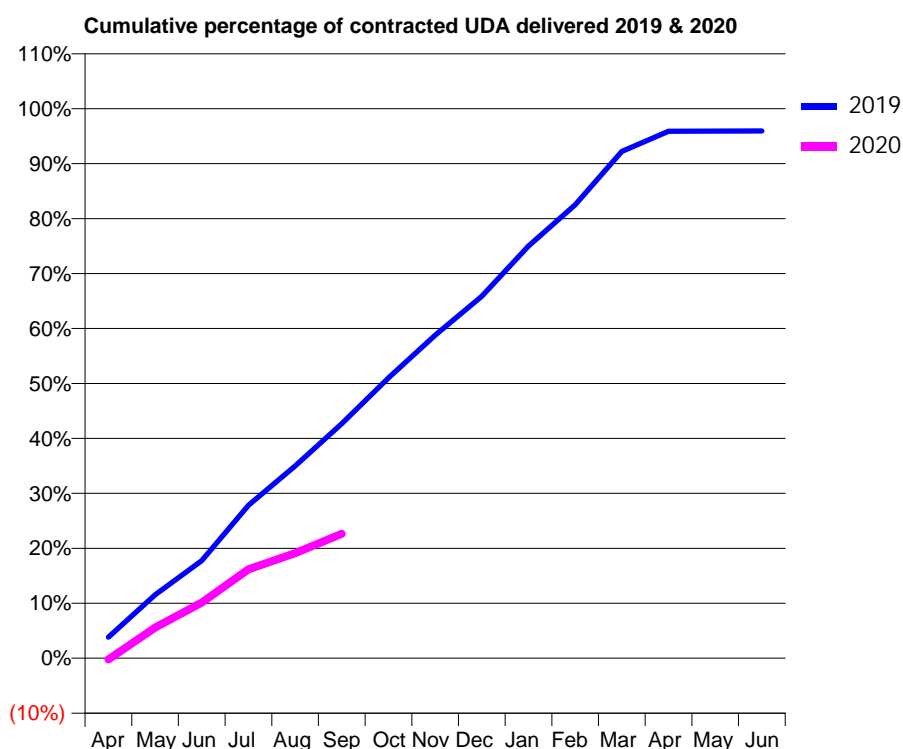
19/20 Contracted general activity (UDA)	23,362
Carry forward general activity (UDA)	950
19/20 Contracted orthodontic activity (UOA)	0
Carry forward orthodontic activity (UOA)	0
Baseline contract value	£672,544.30

ACCESS*

Patients seen in 24 months	Total	Change since previous quarter
Quarter ending September 2018	7,154	
Quarter ending December 2018	7,249	→
Quarter ending March 2019	7,184	→
Quarter ending June 2019	7,037	↓
Quarter ending September 2019	6,802	↓
Variance since September 2018	(4.9%)	↓



ACTIVITY



Month	2019	2020
April	901	-55
May	2,695	1,308
June	4,145	2,369
July	6,501	3,778
August	8,170	4,462
September	9,969	5,295
October	11,921	
November	13,736	
December	15,388	
January	17,519	
February	19,279	
March	21,549	
April	22,403	
May	22,408	
June	22,412	

QUALITY

	Quantity	Base Number	Contract	LHB	Wales
% of FP17s for the same patient ID Re-attending within 3 months - Children	46	613	7.5%	7.9%	10.7%
% of FP17s for the same patient ID Re-attending within 3 months - Adults	384	2,693	14.3%	12.3%	15.4%
% of FP17s for the same patient ID Re-attending between 3 & 9 months - Children	419	613	68.4%	57.5%	60.1%
% of FP17s for the same patient ID Re-attending between 3 & 9 months - Adults	1,496	2,693	55.6%	52.2%	56.7%
% of FP17s for Band 1 Urgent Courses	288	2,985	9.6%	8.6%	9.1%
% of FP17s Relating to Free Repair or Replacements	21	2,985	0.7%	0.6%	0.7%
% of FP17s Relating to Continuations	49	2,985	1.6%	0.8%	0.6%
% of Patients satisfied with the dentistry they have received	46	49	93.9%	92.6%	93.0%
% of Patients satisfied with the time they had to wait for an appointment	44	49	89.8%	87.2%	87.5%

* This is based on patients treated on this contract for their most recent course of treatment.

Figures in italics indicate the base number of FP17s or Patient Questionnaire responses are less than 100. N/A is shown where the base number of responses is less than 10 during the period. % is calculated as Quantity/Base number*100

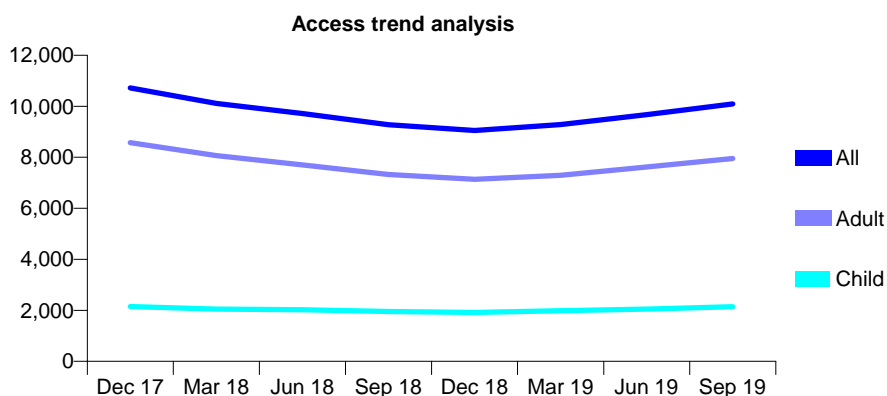
7A2 - Vital Signs At a Glance Contract Report for 158194/0012 - September 2019

Name or company name	Denticare Ltd
Contract type name	GDS Contract
Purpose of contract	General
Contract start date	02/08/2006
Contract end date	

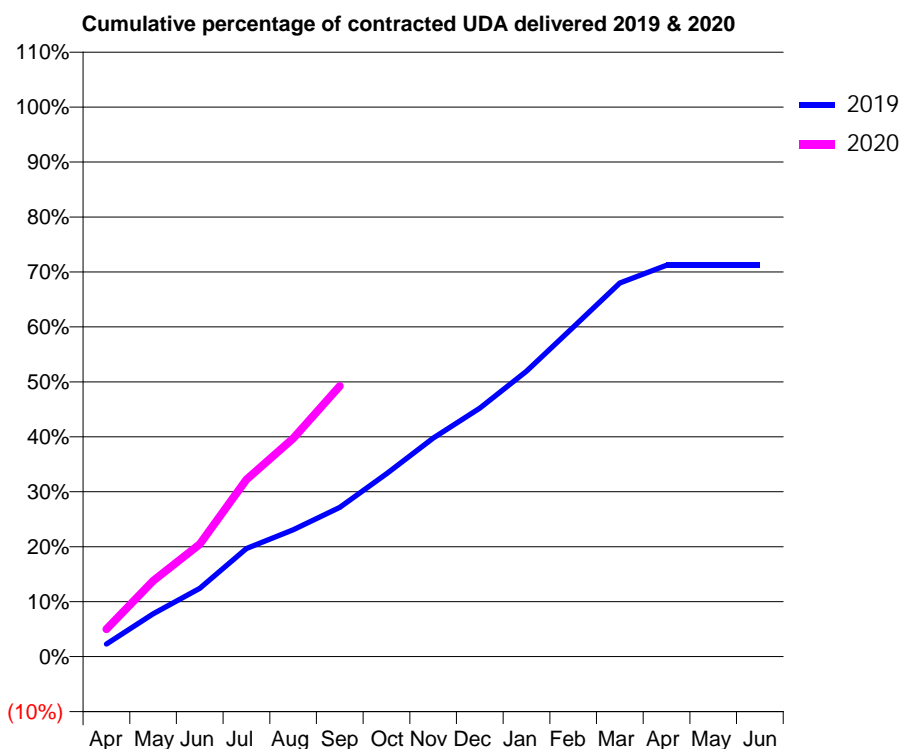
19/20 Contracted general activity (UDA)	33,000
Carry forward general activity (UDA)	0
19/20 Contracted orthodontic activity (UOA)	0
Carry forward orthodontic activity (UOA)	0
Baseline contract value	£950,002.61

ACCESS*

Patients seen in 24 months	Total	Change since previous quarter
Quarter ending September 2018	9,277	
Quarter ending December 2018	9,050	↓
Quarter ending March 2019	9,282	↑
Quarter ending June 2019	9,669	↑
Quarter ending September 2019	10,095	↑
Variance since September 2018	8.8%	↑



ACTIVITY



Month	Adjusted Scheduled Activity (UDA)	
	2019	2020
April	754	1,645
May	2,571	4,553
June	4,108	6,751
July	6,487	10,628
August	7,621	13,104
September	8,967	16,244
October	10,979	
November	13,119	
December	14,922	
January	17,140	
February	19,785	
March	22,432	
April	23,503	
May	23,503	
June	23,499	

QUALITY

	Quantity	Base Number	Contract	LHB	Wales
% of FP17s for the same patient ID Re-attending within 3 months - Children	56	1,564	3.6%	7.9%	10.7%
% of FP17s for the same patient ID Re-attending within 3 months - Adults	594	5,820	10.2%	12.3%	15.4%
% of FP17s for the same patient ID Re-attending between 3 & 9 months - Children	631	1,564	40.3%	57.5%	60.1%
% of FP17s for the same patient ID Re-attending between 3 & 9 months - Adults	2,236	5,820	38.4%	52.2%	56.7%
% of FP17s for Band 1 Urgent Courses	456	6,905	6.6%	8.6%	9.1%
% of FP17s Relating to Free Repair or Replacements	10	6,905	0.1%	0.6%	0.7%
% of FP17s Relating to Continuations	45	6,905	0.7%	0.8%	0.6%
% of Patients satisfied with the dentistry they have received	23	28	82.1%	92.6%	93.0%
% of Patients satisfied with the time they had to wait for an appointment	21	28	75.0%	87.2%	87.5%

* This is based on patients treated on this contract for their most recent course of treatment. Figures in italics indicate the base number of FP17s or Patient Questionnaire responses are less than 100. N/A is shown where the base number of responses is less than 10 during the period. % is calculated as Quantity/Base number*100

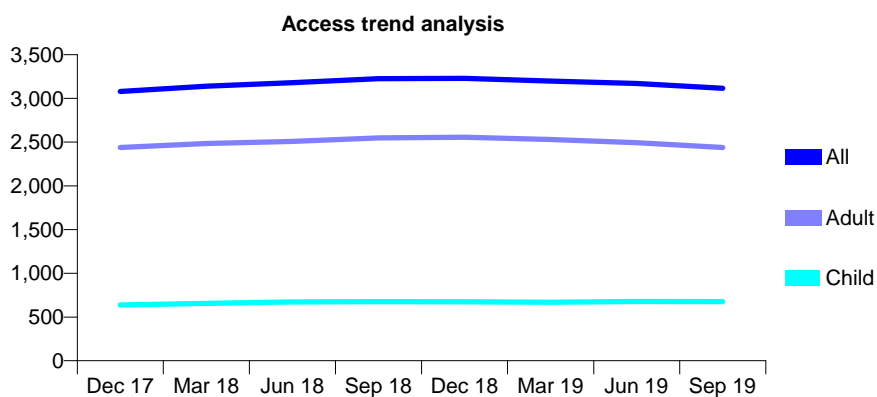
7A2 - Vital Signs At a Glance Contract Report for 158194/0019 - September 2019

Name or company name	Denticare Ltd
Contract type name	Pilot Contract
Purpose of contract	General
Contract start date	08/12/2007
Contract end date	

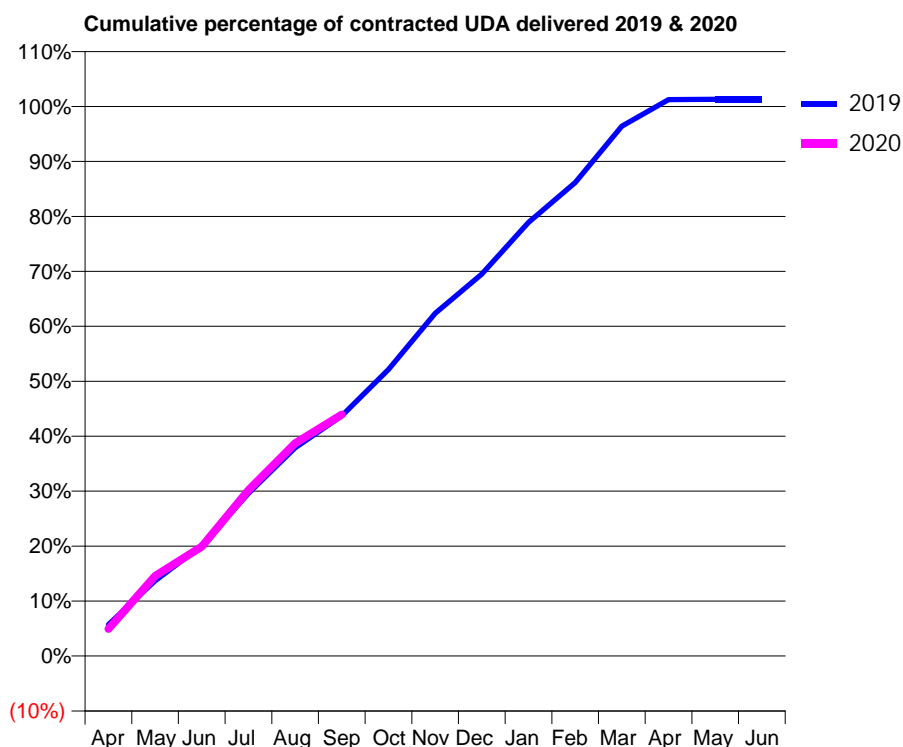
19/20 Contracted general activity (UDA)	7,638
Carry forward general activity (UDA)	-98
19/20 Contracted orthodontic activity (UOA)	0
Carry forward orthodontic activity (UOA)	0
Baseline contract value	£221,672.53

ACCESS*

Patients seen in 24 months	Total	Change since previous quarter
Quarter ending September 2018	3,224	
Quarter ending December 2018	3,230	→
Quarter ending March 2019	3,198	→
Quarter ending June 2019	3,172	→
Quarter ending September 2019	3,115	↓
Variance since September 2018	(3.4%)	↓



ACTIVITY



Month	Adjusted Scheduled Activity (UDA)	
	2019	2020
April	438	378
May	1,047	1,112
June	1,534	1,522
July	2,260	2,304
August	2,895	2,957
September	3,337	3,356
October	3,983	
November	4,763	
December	5,309	
January	6,028	
February	6,581	
March	7,362	
April	7,735	
May	7,737	
June	7,737	

QUALITY

	Quantity	Base Number	Contract	LHB	Wales
% of FP17s for the same patient ID Re-attending within 3 months - Children	25	402	6.2%	7.9%	10.7%
% of FP17s for the same patient ID Re-attending within 3 months - Adults	105	1,466	7.2%	12.3%	15.4%
% of FP17s for the same patient ID Re-attending between 3 & 9 months - Children	189	402	47.0%	57.5%	60.1%
% of FP17s for the same patient ID Re-attending between 3 & 9 months - Adults	666	1,466	45.4%	52.2%	56.7%
% of FP17s for Band 1 Urgent Courses	83	1,722	4.8%	8.6%	9.1%
% of FP17s Relating to Free Repair or Replacements	0	1,722	0.0%	0.6%	0.7%
% of FP17s Relating to Continuations	11	1,722	0.6%	0.8%	0.6%
% of Patients satisfied with the dentistry they have received	6	6	N/A	92.6%	93.0%
% of Patients satisfied with the time they had to wait for an appointment	5	6	N/A	87.2%	87.5%

* This is based on patients treated on this contract for their most recent course of treatment. Figures in italics indicate the base number of FP17s or Patient Questionnaire responses are less than 100. N/A is shown where the base number of responses is less than 10 during the period. % is calculated as Quantity/Base number*100

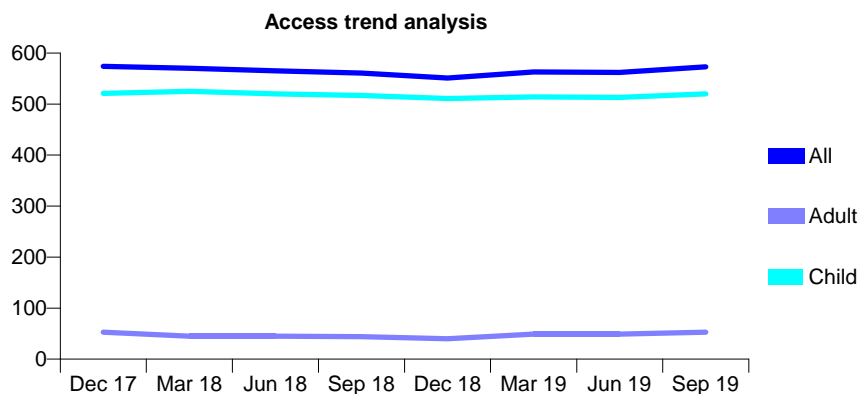
7A2 - Vital Signs At a Glance Contract Report for 158666/0001 - September 2019

Name or company name	Dew Street Dental Practice Limited
Contract type name	GDS Contract
Purpose of contract	General
Contract start date	01/04/2012
Contract end date	

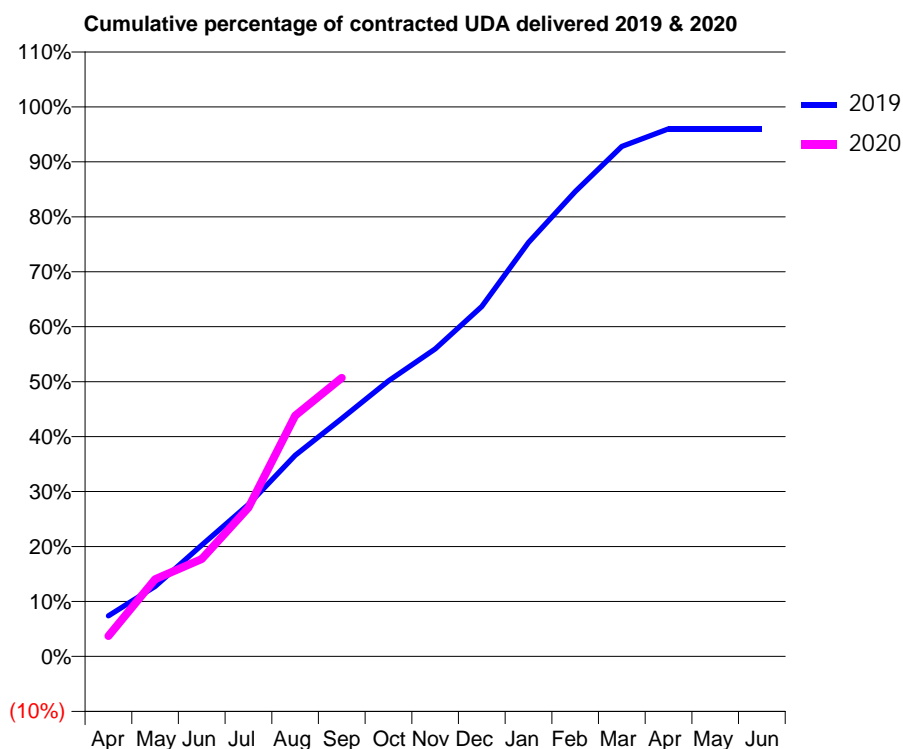
19/20 Contracted general activity (UDA)	1,393
Carry forward general activity (UDA)	0
19/20 Contracted orthodontic activity (UOA)	0
Carry forward orthodontic activity (UOA)	0
Baseline contract value	£40,122.17

ACCESS*

Patients seen in 24 months	Total	Change since previous quarter
Quarter ending September 2018	561	
Quarter ending December 2018	551	↓
Quarter ending March 2019	563	↑
Quarter ending June 2019	562	→
Quarter ending September 2019	573	→
Variance since September 2018	2.1%	↑



ACTIVITY



Month	2019	2020
April	103	52
May	178	196
June	282	247
July	385	377
August	510	610
September	603	706
October	698	
November	780	
December	887	
January	1,050	
February	1,178	
March	1,293	
April	1,338	
May	1,338	
June	1,338	

QUALITY

	Quantity	Base Number	Contract	LHB	Wales
% of FP17s for the same patient ID Re-attending within 3 months - Children	45	603	7.5%	7.9%	10.7%
% of FP17s for the same patient ID Re-attending within 3 months - Adults	0	0	N/A	12.3%	15.4%
% of FP17s for the same patient ID Re-attending between 3 & 9 months - Children	447	603	74.1%	57.5%	60.1%
% of FP17s for the same patient ID Re-attending between 3 & 9 months - Adults	0	0	N/A	52.2%	56.7%
% of FP17s for Band 1 Urgent Courses	15	572	2.6%	8.6%	9.1%
% of FP17s Relating to Free Repair or Replacements	0	572	0.0%	0.6%	0.7%
% of FP17s Relating to Continuations	0	572	0.0%	0.8%	0.6%
% of Patients satisfied with the dentistry they have received	2	2	N/A	92.6%	93.0%
% of Patients satisfied with the time they had to wait for an appointment	1	2	N/A	87.2%	87.5%

* This is based on patients treated on this contract for their most recent course of treatment. Figures in italics indicate the base number of FP17s or Patient Questionnaire responses are less than 100. N/A is shown where the base number of responses is less than 10 during the period. % is calculated as Quantity/Base number*100

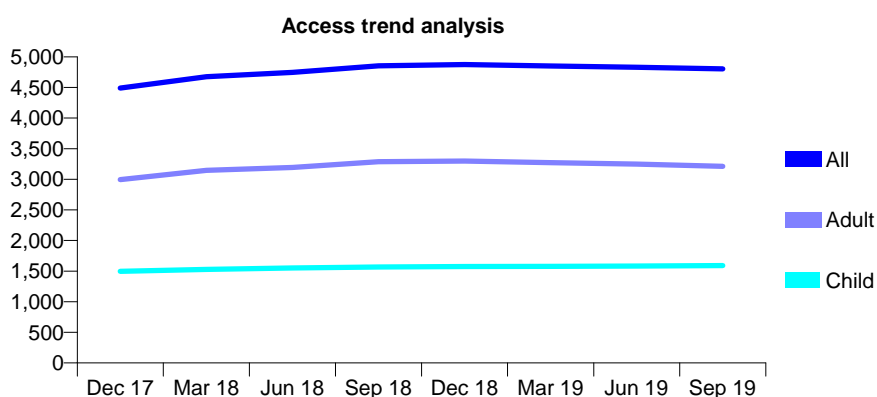
7A2 - Vital Signs At a Glance Contract Report for 163449/0001 - September 2019

Name or company name	Portland Street Dental Practice
Contract type name	GDS Contract
Purpose of contract	General
Contract start date	01/04/2010
Contract end date	

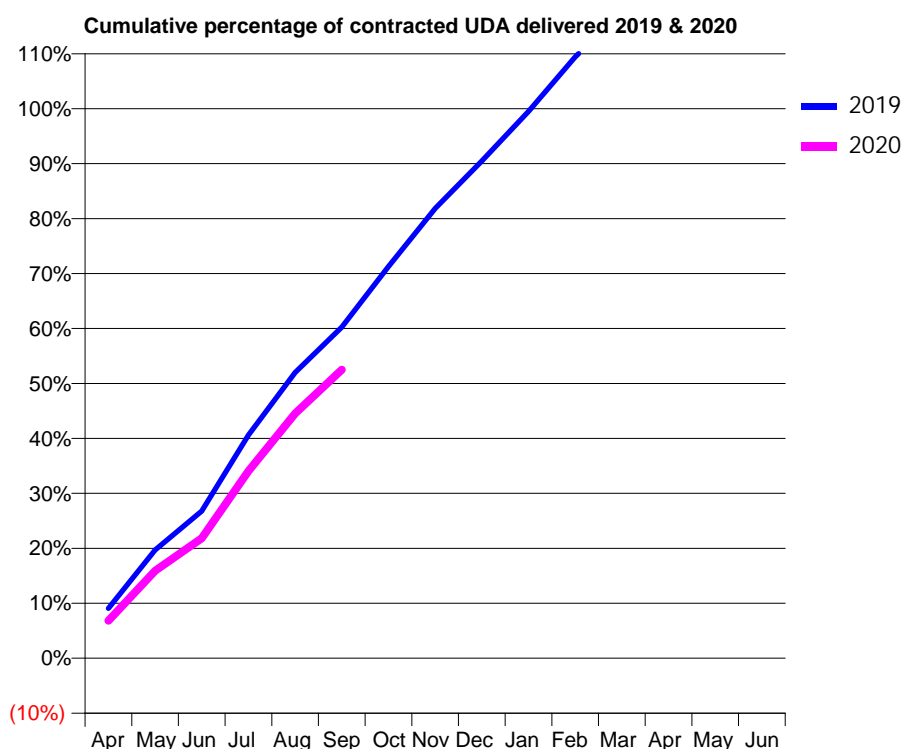
19/20 Contracted general activity (UDA)	10,142
Carry forward general activity (UDA)	0
19/20 Contracted orthodontic activity (UOA)	0
Carry forward orthodontic activity (UOA)	0
Baseline contract value	£383,510.13

ACCESS*

Patients seen in 24 months	Total	Change since previous quarter
Quarter ending September 2018	4,853	
Quarter ending December 2018	4,874	→
Quarter ending March 2019	4,850	→
Quarter ending June 2019	4,829	→
Quarter ending September 2019	4,803	→
Variance since September 2018	(1.0%)	↓



ACTIVITY



Month	2019	2020
April	923	694
May	1,998	1,614
June	2,715	2,215
July	4,118	3,455
August	5,273	4,517
September	6,109	5,325
October	7,230	
November	8,300	
December	9,177	
January	10,090	
February	11,098	
March	11,871	
April	12,044	
May	12,057	
June	12,056	

QUALITY

	Quantity	Base Number	Contract	LHB	Wales
% of FP17s for the same patient ID Re-attending within 3 months - Children	77	1,353	5.7%	7.9%	10.7%
% of FP17s for the same patient ID Re-attending within 3 months - Adults	195	2,060	9.5%	12.3%	15.4%
% of FP17s for the same patient ID Re-attending between 3 & 9 months - Children	955	1,353	70.6%	57.5%	60.1%
% of FP17s for the same patient ID Re-attending between 3 & 9 months - Adults	1,263	2,060	61.3%	52.2%	56.7%
% of FP17s for Band 1 Urgent Courses	228	3,266	7.0%	8.6%	9.1%
% of FP17s Relating to Free Repair or Replacements	11	3,266	0.3%	0.6%	0.7%
% of FP17s Relating to Continuations	2	3,266	0.1%	0.8%	0.6%
% of Patients satisfied with the dentistry they have received	5	6	N/A	92.6%	93.0%
% of Patients satisfied with the time they had to wait for an appointment	3	6	N/A	87.2%	87.5%

* This is based on patients treated on this contract for their most recent course of treatment.

Figures in italics indicate the base number of FP17s or Patient Questionnaire responses are less than 100. N/A is shown where the base number of responses is less than 10 during the period. % is calculated as Quantity/Base number*100

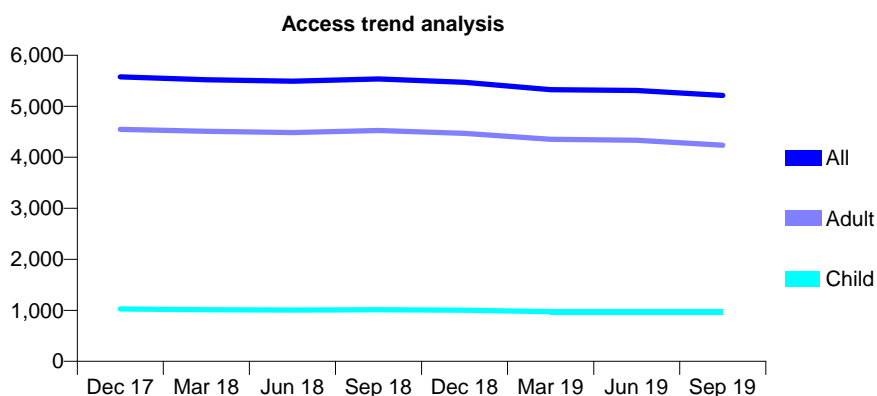
7A2 - Vital Signs At a Glance Contract Report for 164496/0001 - September 2019

Name or company name	Whitecross Partnership Account
Contract type name	GDS Contract
Purpose of contract	General
Contract start date	29/03/2010
Contract end date	

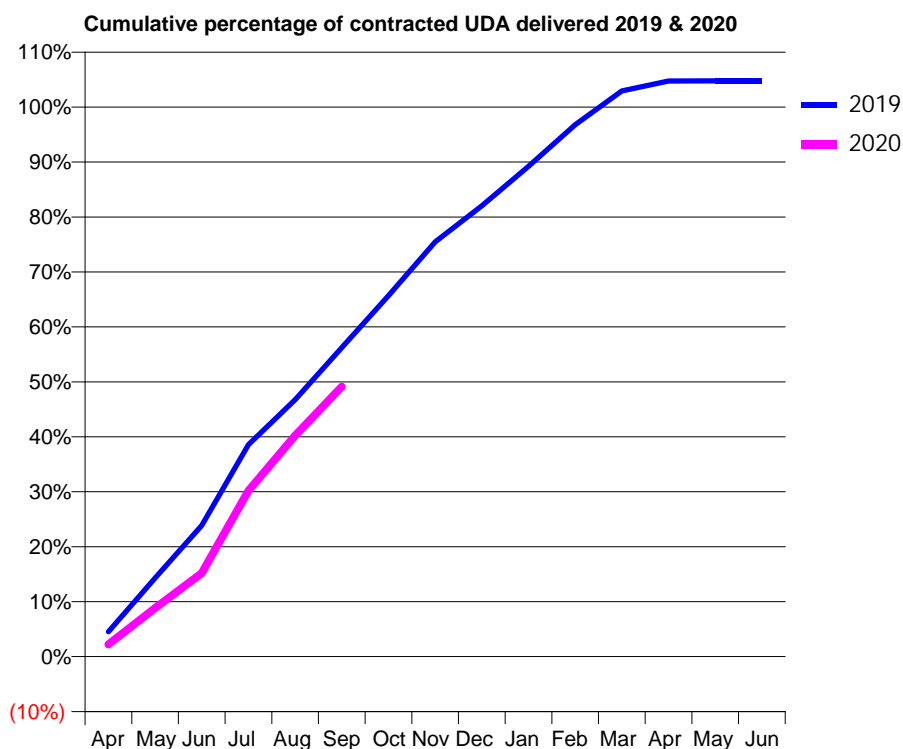
19/20 Contracted general activity (UDA)	15,051
Carry forward general activity (UDA)	0
19/20 Contracted orthodontic activity (UOA)	0
Carry forward orthodontic activity (UOA)	0
Baseline contract value	£554,598.89

ACCESS*

Patients seen in 24 months	Total	Change since previous quarter
Quarter ending September 2018	5,537	
Quarter ending December 2018	5,470	↓
Quarter ending March 2019	5,327	↓
Quarter ending June 2019	5,308	→
Quarter ending September 2019	5,212	↓
Variance since September 2018	(5.9%)	↓



ACTIVITY



Month	Adjusted Scheduled Activity (UDA)	
	2019	2020
April	682	332
May	2,157	1,333
June	3,591	2,286
July	5,805	4,545
August	7,036	6,054
September	8,459	7,392
October	9,886	
November	11,360	
December	12,343	
January	13,430	
February	14,567	
March	15,492	
April	15,765	
May	15,769	
June	15,770	

QUALITY

	Quantity	Base Number	Contract	LHB	Wales
% of FP17s for the same patient ID Re-attending within 3 months - Children	28	621	4.5%	7.9%	10.7%
% of FP17s for the same patient ID Re-attending within 3 months - Adults	272	2,442	11.1%	12.3%	15.4%
% of FP17s for the same patient ID Re-attending between 3 & 9 months - Children	218	621	35.1%	57.5%	60.1%
% of FP17s for the same patient ID Re-attending between 3 & 9 months - Adults	864	2,442	35.4%	52.2%	56.7%
% of FP17s for Band 1 Urgent Courses	342	2,964	11.5%	8.6%	9.1%
% of FP17s Relating to Free Repair or Replacements	12	2,964	0.4%	0.6%	0.7%
% of FP17s Relating to Continuations	37	2,964	1.2%	0.8%	0.6%
% of Patients satisfied with the dentistry they have received	22	23	95.7%	92.6%	93.0%
% of Patients satisfied with the time they had to wait for an appointment	19	23	82.6%	87.2%	87.5%

* This is based on patients treated on this contract for their most recent course of treatment. Figures in italics indicate the base number of FP17s or Patient Questionnaire responses are less than 100. N/A is shown where the base number of responses is less than 10 during the period. % is calculated as Quantity/Base number*100

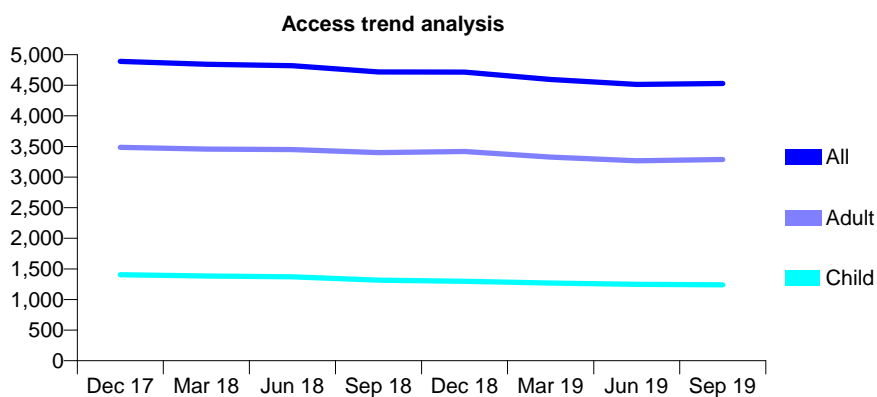
7A2 - Vital Signs At a Glance Contract Report for 166820/0001 - September 2019

Name or company name	Dr N Patel, Dr J Rai and Dr N Kernahan
Contract type name	Pilot Contract
Purpose of contract	General
Contract start date	01/04/2006
Contract end date	

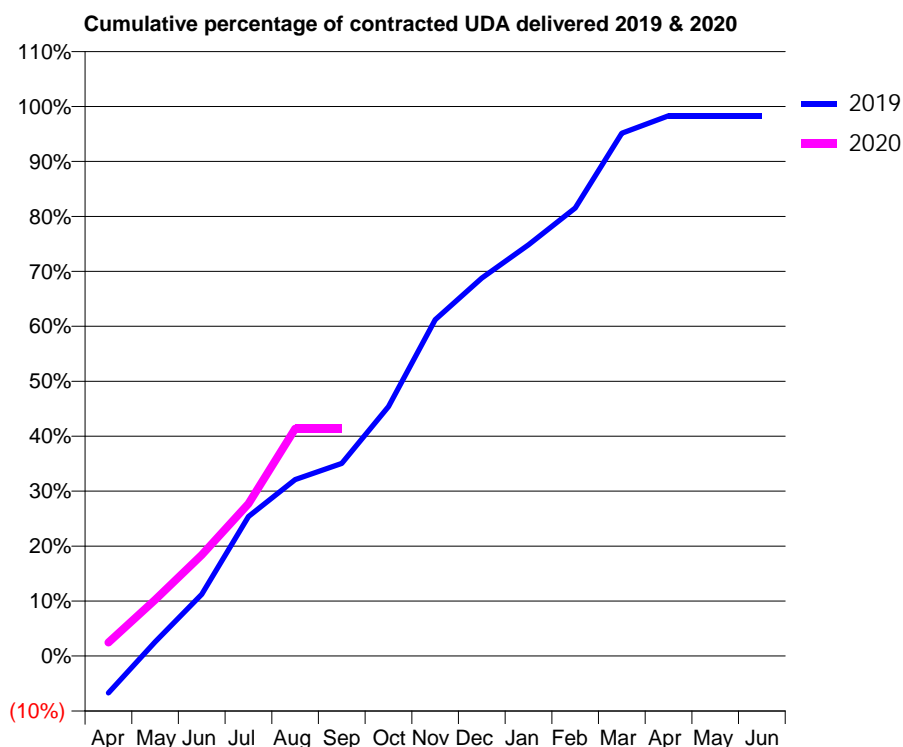
19/20 Contracted general activity (UDA)	10,756
Carry forward general activity (UDA)	0
19/20 Contracted orthodontic activity (UOA)	0
Carry forward orthodontic activity (UOA)	0
Baseline contract value	£350,213.69

ACCESS*

Patients seen in 24 months	Total	Change since previous quarter
Quarter ending September 2018	4,717	
Quarter ending December 2018	4,716	→
Quarter ending March 2019	4,595	↓
Quarter ending June 2019	4,514	↓
Quarter ending September 2019	4,528	→
Variance since September 2018	(4.0%)	↓



ACTIVITY



Month	Adjusted Scheduled Activity (UDA)	
	2019	2020
April	-784	264
May	302	1,104
June	1,307	1,980
July	2,960	2,981
August	3,744	4,449
September	4,085	4,449
October	5,288	
November	7,134	
December	8,016	
January	8,719	
February	9,501	
March	11,087	
April	11,454	
May	11,455	
June	11,455	

QUALITY

	Quantity	Base Number	Contract	LHB	Wales
% of FP17s for the same patient ID Re-attending within 3 months - Children	46	748	6.1%	7.9%	10.7%
% of FP17s for the same patient ID Re-attending within 3 months - Adults	312	1,925	16.2%	12.3%	15.4%
% of FP17s for the same patient ID Re-attending between 3 & 9 months - Children	382	748	51.1%	57.5%	60.1%
% of FP17s for the same patient ID Re-attending between 3 & 9 months - Adults	980	1,925	50.9%	52.2%	56.7%
% of FP17s for Band 1 Urgent Courses	221	2,470	8.9%	8.6%	9.1%
% of FP17s Relating to Free Repair or Replacements	29	2,470	1.2%	0.6%	0.7%
% of FP17s Relating to Continuations	52	2,470	2.1%	0.8%	0.6%
% of Patients satisfied with the dentistry they have received	5	8	N/A	92.6%	93.0%
% of Patients satisfied with the time they had to wait for an appointment	6	8	N/A	87.2%	87.5%

* This is based on patients treated on this contract for their most recent course of treatment. Figures in italics indicate the base number of FP17s or Patient Questionnaire responses are less than 100. N/A is shown where the base number of responses is less than 10 during the period. % is calculated as Quantity/Base number*100

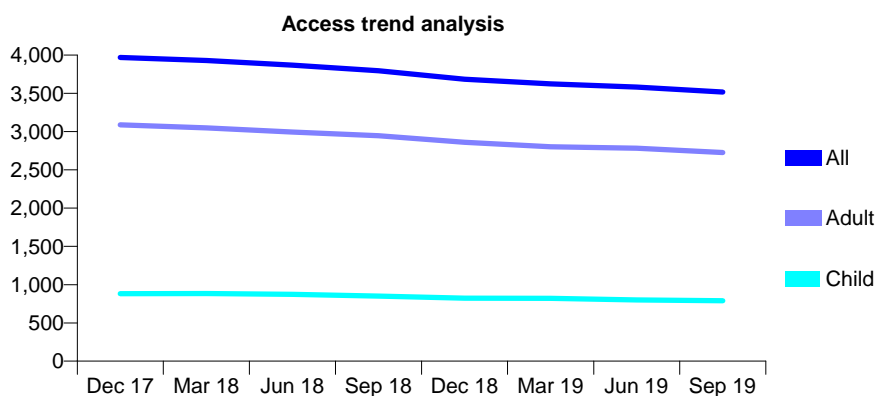
7A2 - Vital Signs At a Glance Contract Report for 169226/0001 - September 2019

Name or company name	Dr. N Patel, J Rai & Dr. N Kernahan
Contract type name	GDS Contract
Purpose of contract	General
Contract start date	01/08/2007
Contract end date	

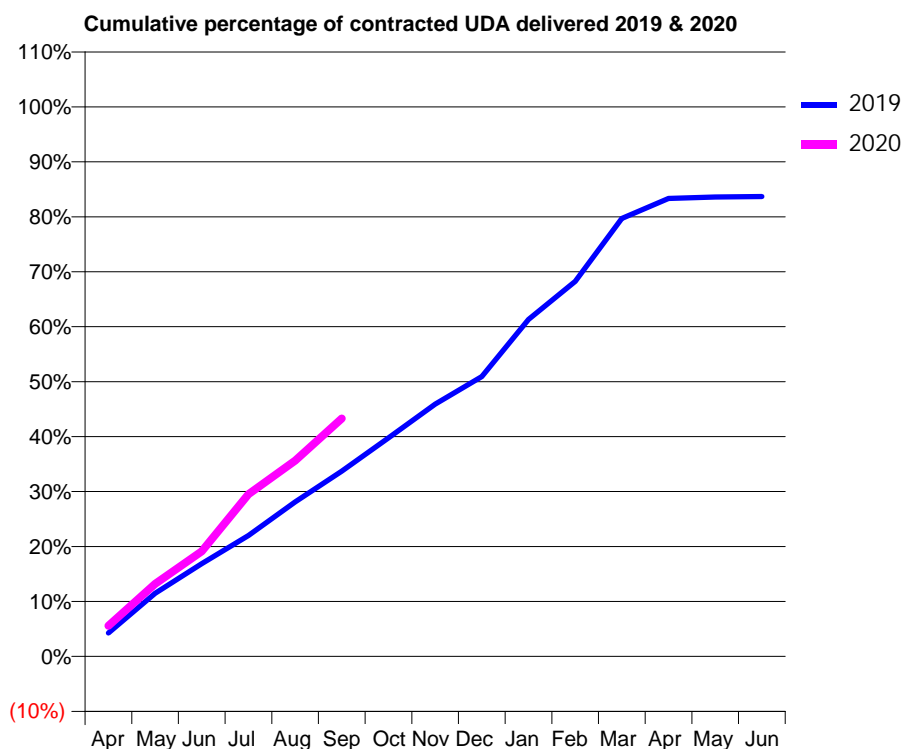
19/20 Contracted general activity (UDA)	10,000
Carry forward general activity (UDA)	0
19/20 Contracted orthodontic activity (UOA)	0
Carry forward orthodontic activity (UOA)	0
Baseline contract value	£283,200.00

ACCESS*

Patients seen in 24 months	Total	Change since previous quarter
Quarter ending September 2018	3,795	
Quarter ending December 2018	3,683	↓
Quarter ending March 2019	3,622	↓
Quarter ending June 2019	3,581	↓
Quarter ending September 2019	3,516	↓
Variance since September 2018	(7.4%)	↓



ACTIVITY



Month	2019	2020
April	494	560
May	1,321	1,322
June	1,941	1,913
July	2,531	2,952
August	3,232	3,563
September	3,876	4,327
October	4,571	
November	5,282	
December	5,856	
January	7,052	
February	7,848	
March	9,164	
April	9,582	
May	9,613	
June	9,624	

QUALITY

	Quantity	Base Number	Contract	LHB	Wales
% of FP17s for the same patient ID Re-attending within 3 months - Children	39	565	6.9%	7.9%	10.7%
% of FP17s for the same patient ID Re-attending within 3 months - Adults	386	2,196	17.6%	12.3%	15.4%
% of FP17s for the same patient ID Re-attending between 3 & 9 months - Children	350	565	61.9%	57.5%	60.1%
% of FP17s for the same patient ID Re-attending between 3 & 9 months - Adults	1,327	2,196	60.4%	52.2%	56.7%
% of FP17s for Band 1 Urgent Courses	159	2,501	6.4%	8.6%	9.1%
% of FP17s Relating to Free Repair or Replacements	25	2,501	1.0%	0.6%	0.7%
% of FP17s Relating to Continuations	60	2,501	2.4%	0.8%	0.6%
% of Patients satisfied with the dentistry they have received	10	11	90.9%	92.6%	93.0%
% of Patients satisfied with the time they had to wait for an appointment	9	11	81.8%	87.2%	87.5%

* This is based on patients treated on this contract for their most recent course of treatment. Figures in italics indicate the base number of FP17s or Patient Questionnaire responses are less than 100. N/A is shown where the base number of responses is less than 10 during the period. % is calculated as Quantity/Base number*100

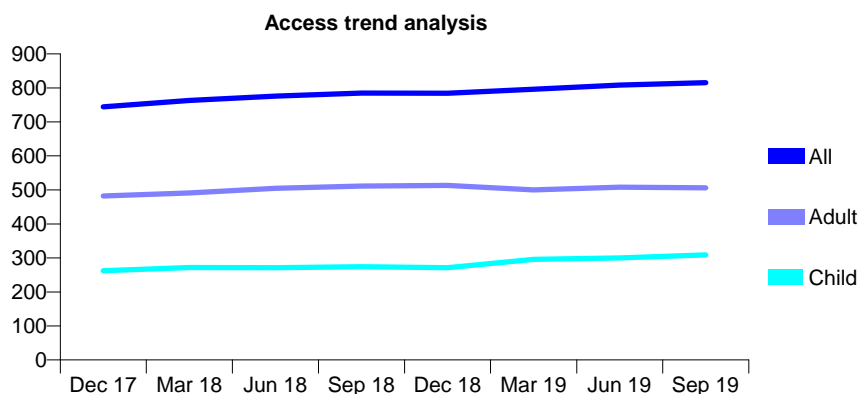
7A2 - Vital Signs At a Glance Contract Report for 172243/0001 - September 2019

Name or company name	Adrian Chiriac
Contract type name	GDS Contract
Purpose of contract	General
Contract start date	01/04/2011
Contract end date	

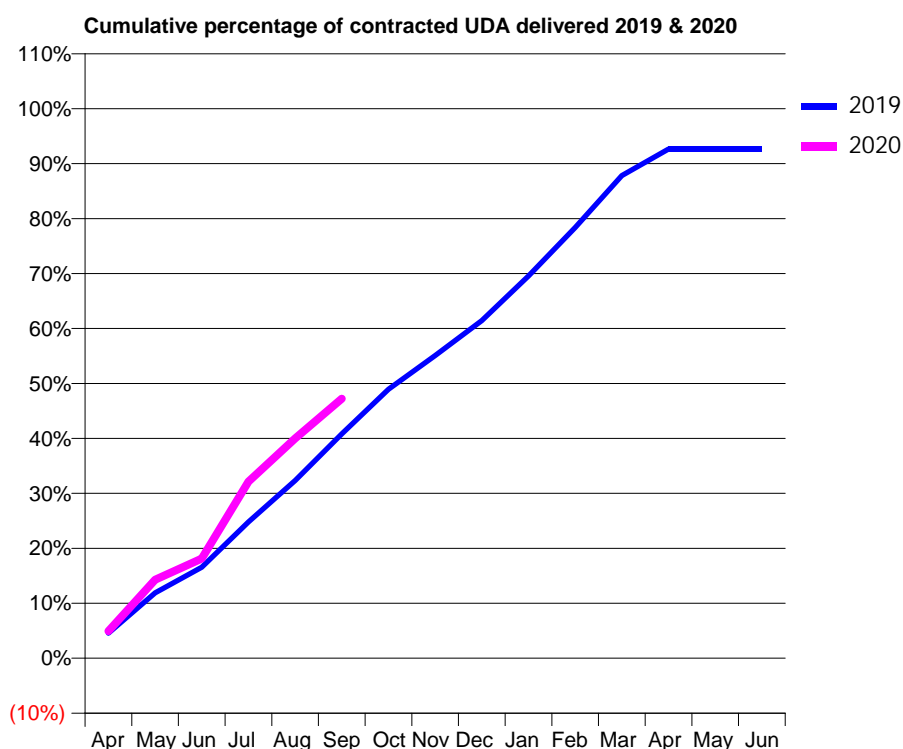
19/20 Contracted general activity (UDA)	2,192
Carry forward general activity (UDA)	0
19/20 Contracted orthodontic activity (UOA)	0
Carry forward orthodontic activity (UOA)	0
Baseline contract value	£62,015.88

ACCESS*

Patients seen in 24 months	Total	Change since previous quarter
Quarter ending September 2018	785	
Quarter ending December 2018	784	→
Quarter ending March 2019	796	→
Quarter ending June 2019	808	→
Quarter ending September 2019	815	→
Variance since September 2018	3.8%	↑



ACTIVITY



Month	2019	2020
April	100	108
May	261	313
June	363	398
July	543	705
August	709	877
September	894	1,035
October	1,073	
November	1,208	
December	1,347	
January	1,525	
February	1,718	
March	1,925	
April	2,031	
May	2,031	
June	2,031	

QUALITY

	Quantity	Base Number	Contract	LHB	Wales
% of FP17s for the same patient ID Re-attending within 3 months - Children	28	261	10.7%	7.9%	10.7%
% of FP17s for the same patient ID Re-attending within 3 months - Adults	69	374	18.4%	12.3%	15.4%
% of FP17s for the same patient ID Re-attending between 3 & 9 months - Children	166	261	63.6%	57.5%	60.1%
% of FP17s for the same patient ID Re-attending between 3 & 9 months - Adults	221	374	59.1%	52.2%	56.7%
% of FP17s for Band 1 Urgent Courses	77	583	13.2%	8.6%	9.1%
% of FP17s Relating to Free Repair or Replacements	0	583	0.0%	0.6%	0.7%
% of FP17s Relating to Continuations	1	583	0.2%	0.8%	0.6%
% of Patients satisfied with the dentistry they have received	4	6	N/A	92.6%	93.0%
% of Patients satisfied with the time they had to wait for an appointment	5	6	N/A	87.2%	87.5%

* This is based on patients treated on this contract for their most recent course of treatment. Figures in italics indicate the base number of FP17s or Patient Questionnaire responses are less than 100. N/A is shown where the base number of responses is less than 10 during the period. % is calculated as Quantity/Base number*100

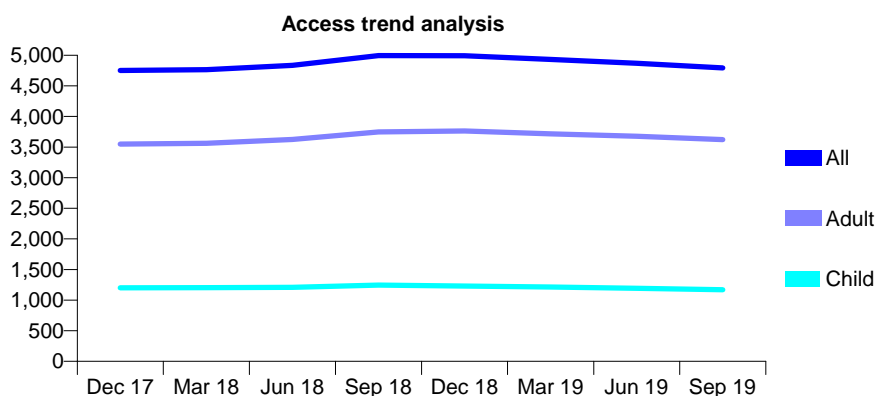
7A2 - Vital Signs At a Glance Contract Report for 175714/0001 - September 2019

Name or company name	MSC Universal Limited
Contract type name	GDS Contract
Purpose of contract	General
Contract start date	01/12/2010
Contract end date	

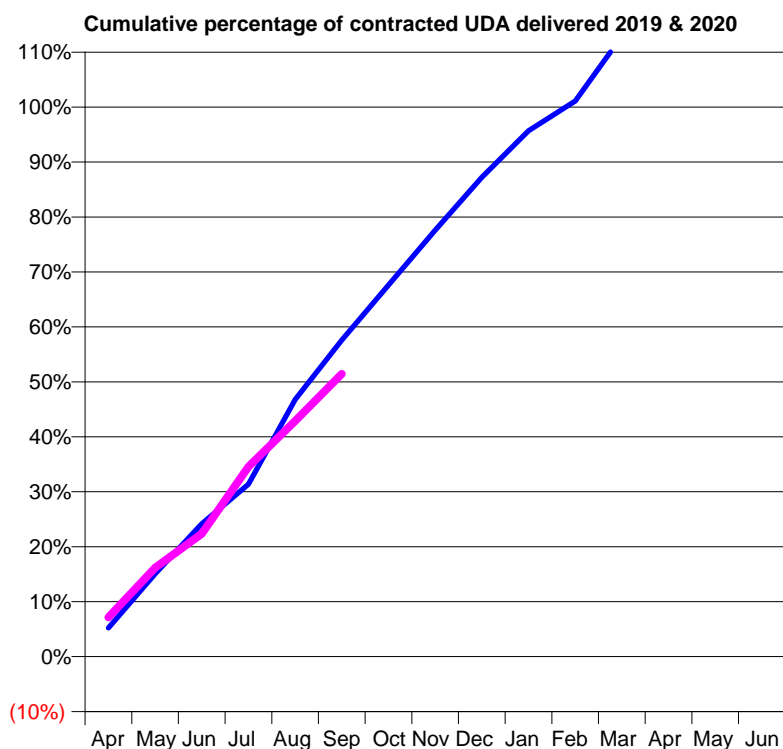
19/20 Contracted general activity (UDA)	15,000
Carry forward general activity (UDA)	0
19/20 Contracted orthodontic activity (UOA)	0
Carry forward orthodontic activity (UOA)	0
Baseline contract value	£461,746.10

ACCESS*

Patients seen in 24 months	Total	Change since previous quarter
Quarter ending September 2018	4,995	
Quarter ending December 2018	4,993	→
Quarter ending March 2019	4,931	↓
Quarter ending June 2019	4,869	↓
Quarter ending September 2019	4,795	↓
Variance since September 2018	(4.0%)	↓



ACTIVITY



Month	Adjusted Scheduled Activity (UDA)	
	2019	2020
April	785	1,072
May	2,264	2,425
June	3,624	3,355
July	4,710	5,182
August	7,015	6,435
September	8,640	7,715
October	10,138	
November	11,640	
December	13,080	
January	14,352	
February	15,166	
March	16,928	
April	17,217	
May	17,233	
June	17,233	

QUALITY

	Quantity	Base Number	Contract	LHB	Wales
% of FP17s for the same patient ID Re-attending within 3 months - Children	46	837	5.5%	7.9%	10.7%
% of FP17s for the same patient ID Re-attending within 3 months - Adults	357	2,739	13.0%	12.3%	15.4%
% of FP17s for the same patient ID Re-attending between 3 & 9 months - Children	590	837	70.5%	57.5%	60.1%
% of FP17s for the same patient ID Re-attending between 3 & 9 months - Adults	1,903	2,739	69.5%	52.2%	56.7%
% of FP17s for Band 1 Urgent Courses	149	3,414	4.4%	8.6%	9.1%
% of FP17s Relating to Free Repair or Replacements	18	3,414	0.5%	0.6%	0.7%
% of FP17s Relating to Continuations	79	3,414	2.3%	0.8%	0.6%
% of Patients satisfied with the dentistry they have received	13	14	92.9%	92.6%	93.0%
% of Patients satisfied with the time they had to wait for an appointment	14	14	100.0%	87.2%	87.5%

* This is based on patients treated on this contract for their most recent course of treatment. Figures in italics indicate the base number of FP17s or Patient Questionnaire responses are less than 100. N/A is shown where the base number of responses is less than 10 during the period. % is calculated as Quantity/Base number*100

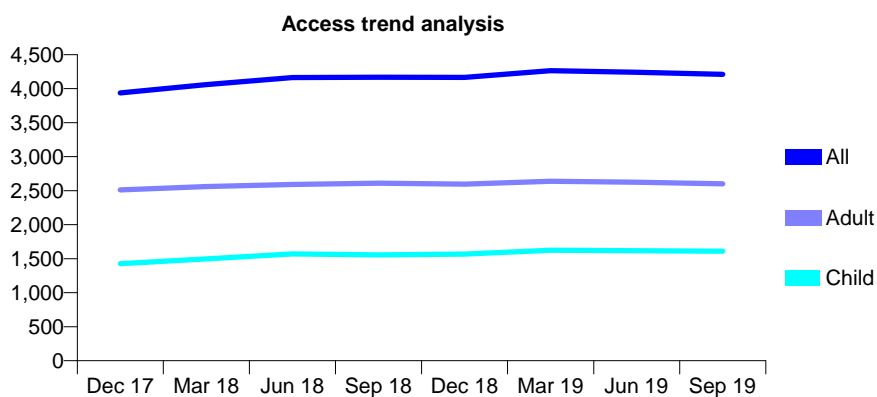
7A2 - Vital Signs At a Glance Contract Report for 177342/0001 - September 2019

Name or company name	Whitecross Partnership Account
Contract type name	GDS Contract
Purpose of contract	General
Contract start date	01/01/2009
Contract end date	

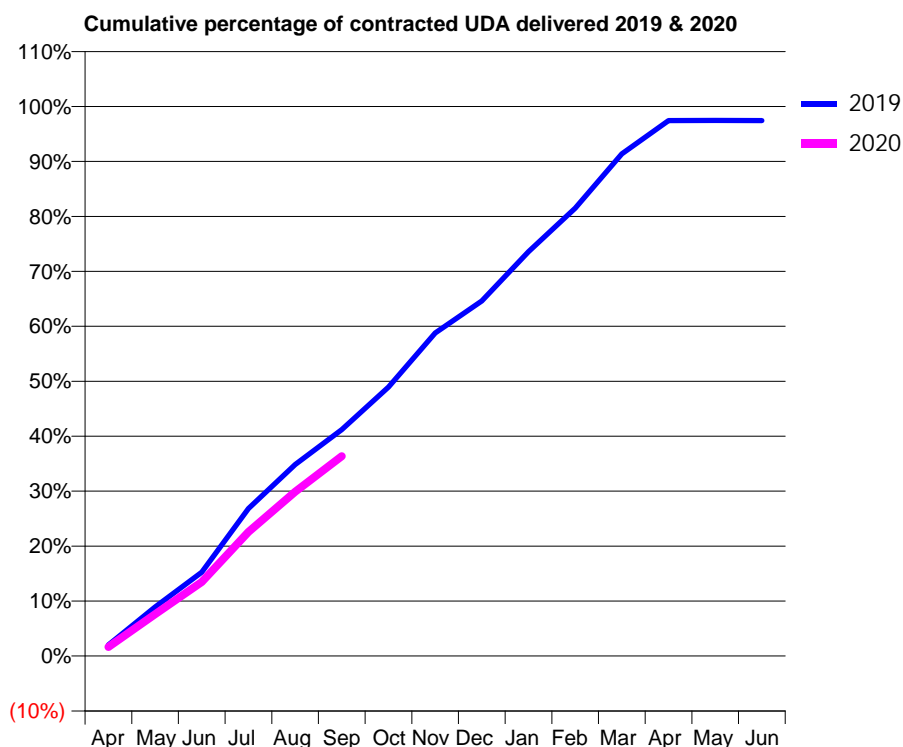
19/20 Contracted general activity (UDA)	11,593
Carry forward general activity (UDA)	298
19/20 Contracted orthodontic activity (UOA)	0
Carry forward orthodontic activity (UOA)	0
Baseline contract value	£407,907.96

ACCESS*

Patients seen in 24 months	Total	Change since previous quarter
Quarter ending September 2018	4,167	
Quarter ending December 2018	4,165	→
Quarter ending March 2019	4,264	↑
Quarter ending June 2019	4,243	→
Quarter ending September 2019	4,210	→
Variance since September 2018	1.0%	→



ACTIVITY



Month	Adjusted Scheduled Activity (UDA)	
	2019	2020
April	235	191
May	1,036	883
June	1,769	1,563
July	3,111	2,618
August	4,038	3,468
September	4,776	4,215
October	5,674	
November	6,816	
December	7,492	
January	8,531	
February	9,449	
March	10,593	
April	11,294	
May	11,296	
June	11,295	

QUALITY

	Quantity	Base Number	Contract	LHB	Wales
% of FP17s for the same patient ID Re-attending within 3 months - Children	73	1,117	6.5%	7.9%	10.7%
% of FP17s for the same patient ID Re-attending within 3 months - Adults	169	1,629	10.4%	12.3%	15.4%
% of FP17s for the same patient ID Re-attending between 3 & 9 months - Children	617	1,117	55.2%	57.5%	60.1%
% of FP17s for the same patient ID Re-attending between 3 & 9 months - Adults	963	1,629	59.1%	52.2%	56.7%
% of FP17s for Band 1 Urgent Courses	191	2,463	7.8%	8.6%	9.1%
% of FP17s Relating to Free Repair or Replacements	7	2,463	0.3%	0.6%	0.7%
% of FP17s Relating to Continuations	10	2,463	0.4%	0.8%	0.6%
% of Patients satisfied with the dentistry they have received	9	10	90.0%	92.6%	93.0%
% of Patients satisfied with the time they had to wait for an appointment	7	10	70.0%	87.2%	87.5%

* This is based on patients treated on this contract for their most recent course of treatment. Figures in italics indicate the base number of FP17s or Patient Questionnaire responses are less than 100. N/A is shown where the base number of responses is less than 10 during the period. % is calculated as Quantity/Base number*100

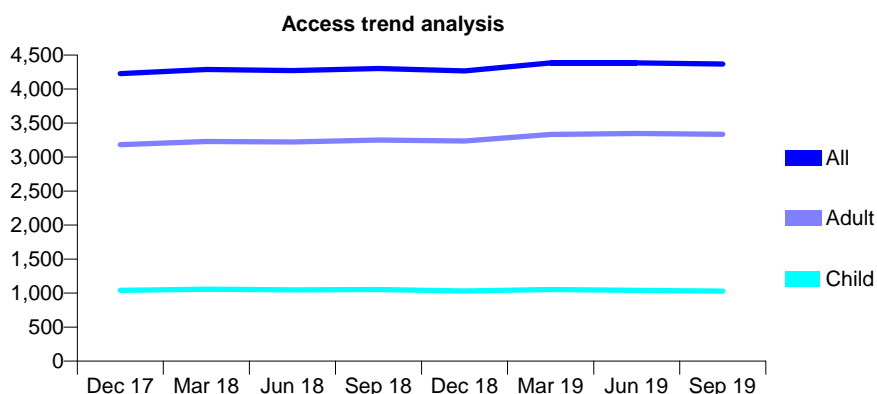
7A2 - Vital Signs At a Glance Contract Report for 187429/0001 - September 2019

Name or company name	Fifield & Borsden
Contract type name	GDS Contract
Purpose of contract	General
Contract start date	01/04/2006
Contract end date	

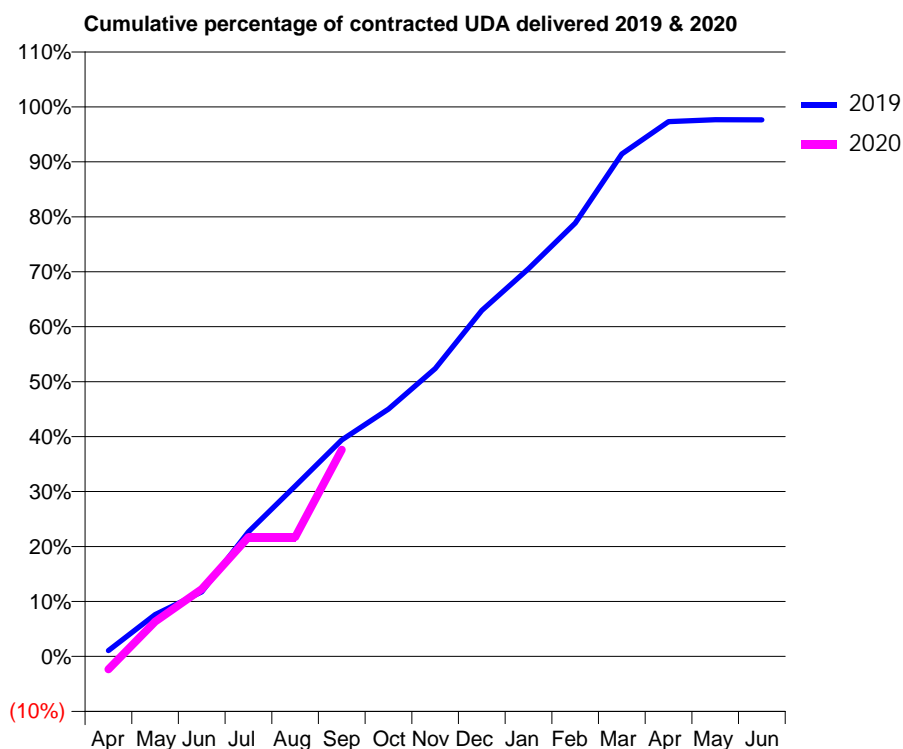
19/20 Contracted general activity (UDA)	15,000
Carry forward general activity (UDA)	355
19/20 Contracted orthodontic activity (UOA)	0
Carry forward orthodontic activity (UOA)	0
Baseline contract value	£359,579.34

ACCESS*

Patients seen in 24 months	Total	Change since previous quarter
Quarter ending September 2018	4,303	
Quarter ending December 2018	4,268	→
Quarter ending March 2019	4,386	↑
Quarter ending June 2019	4,386	→
Quarter ending September 2019	4,367	→
Variance since September 2018	1.5%	→



ACTIVITY



Month	2019	2020
April	161	-355
May	1,146	952
June	1,764	1,836
July	3,403	3,255
August	4,651	3,255
September	5,910	5,640
October	6,749	
November	7,858	
December	9,441	
January	10,583	
February	11,827	
March	13,713	
April	14,594	
May	14,651	
June	14,645	

QUALITY

	Quantity	Base Number	Contract	LHB	Wales
% of FP17s for the same patient ID Re-attending within 3 months - Children	67	951	7.0%	7.9%	10.7%
% of FP17s for the same patient ID Re-attending within 3 months - Adults	337	2,798	12.0%	12.3%	15.4%
% of FP17s for the same patient ID Re-attending between 3 & 9 months - Children	730	951	76.8%	57.5%	60.1%
% of FP17s for the same patient ID Re-attending between 3 & 9 months - Adults	1,969	2,798	70.4%	52.2%	56.7%
% of FP17s for Band 1 Urgent Courses	228	3,321	6.9%	8.6%	9.1%
% of FP17s Relating to Free Repair or Replacements	25	3,321	0.8%	0.6%	0.7%
% of FP17s Relating to Continuations	13	3,321	0.4%	0.8%	0.6%
% of Patients satisfied with the dentistry they have received	17	18	94.4%	92.6%	93.0%
% of Patients satisfied with the time they had to wait for an appointment	16	18	88.9%	87.2%	87.5%

* This is based on patients treated on this contract for their most recent course of treatment. Figures in italics indicate the base number of FP17s or Patient Questionnaire responses are less than 100. N/A is shown where the base number of responses is less than 10 during the period. % is calculated as Quantity/Base number*100

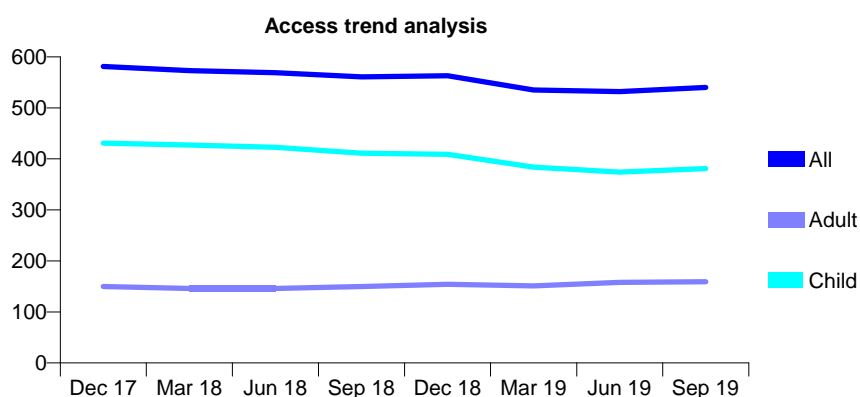
7A2 - Vital Signs At a Glance Contract Report for 212970/0001 - September 2019

Name or company name	MRS SJ JOHNSON
Contract type name	GDS Contract
Purpose of contract	General
Contract start date	01/06/2006
Contract end date	

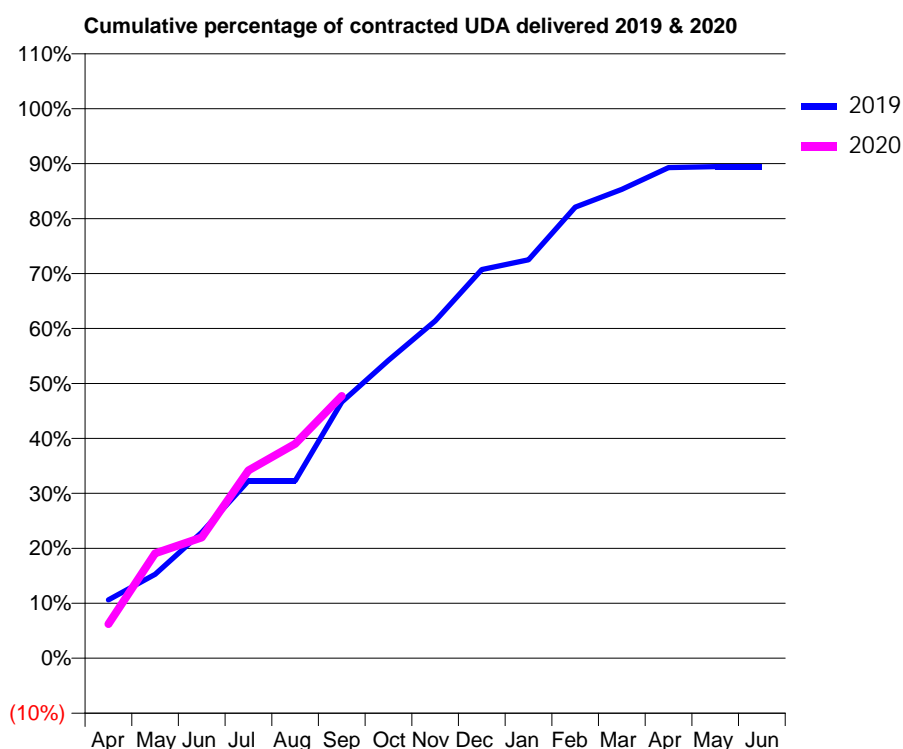
19/20 Contracted general activity (UDA)	1,150
Carry forward general activity (UDA)	0
19/20 Contracted orthodontic activity (UOA)	0
Carry forward orthodontic activity (UOA)	0
Baseline contract value	£32,105.80

ACCESS*

Patients seen in 24 months	Total	Change since previous quarter
Quarter ending September 2018	561	
Quarter ending December 2018	563	→
Quarter ending March 2019	535	↓
Quarter ending June 2019	532	→
Quarter ending September 2019	540	→
Variance since September 2018	(3.7%)	↓



ACTIVITY



Adjusted Scheduled Activity (UDA)		
Month	2019	2020
April	122	72
May	176	219
June	263	253
July	371	393
August	371	449
September	536	549
October	623	
November	706	
December	813	
January	834	
February	944	
March	981	
April	1,027	
May	1,029	
June	1,029	

QUALITY

	Quantity	Base Number	Contract	LHB	Wales
% of FP17s for the same patient ID Re-attending within 3 months - Children	25	323	7.7%	7.9%	10.7%
% of FP17s for the same patient ID Re-attending within 3 months - Adults	8	88	9.1%	12.3%	15.4%
% of FP17s for the same patient ID Re-attending between 3 & 9 months - Children	171	323	52.9%	57.5%	60.1%
% of FP17s for the same patient ID Re-attending between 3 & 9 months - Adults	22	88	25.0%	52.2%	56.7%
% of FP17s for Band 1 Urgent Courses	59	396	14.9%	8.6%	9.1%
% of FP17s Relating to Free Repair or Replacements	0	396	0.0%	0.6%	0.7%
% of FP17s Relating to Continuations	0	396	0.0%	0.8%	0.6%
% of Patients satisfied with the dentistry they have received	2	2	N/A	92.6%	93.0%
% of Patients satisfied with the time they had to wait for an appointment	2	2	N/A	87.2%	87.5%

* This is based on patients treated on this contract for their most recent course of treatment.

Figures in italics indicate the base number of FP17s or Patient Questionnaire responses are less than 100. N/A is shown where the base number of responses is less than 10 during the period. % is calculated as Quantity/Base number*100

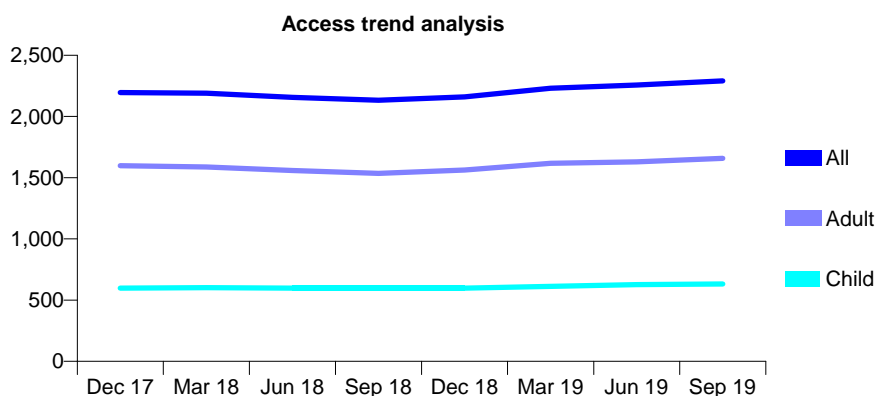
7A2 - Vital Signs At a Glance Contract Report for 222763/0001 - September 2019

Name or company name	MR EW DANIELS
Contract type name	GDS Contract
Purpose of contract	General
Contract start date	01/11/2007
Contract end date	

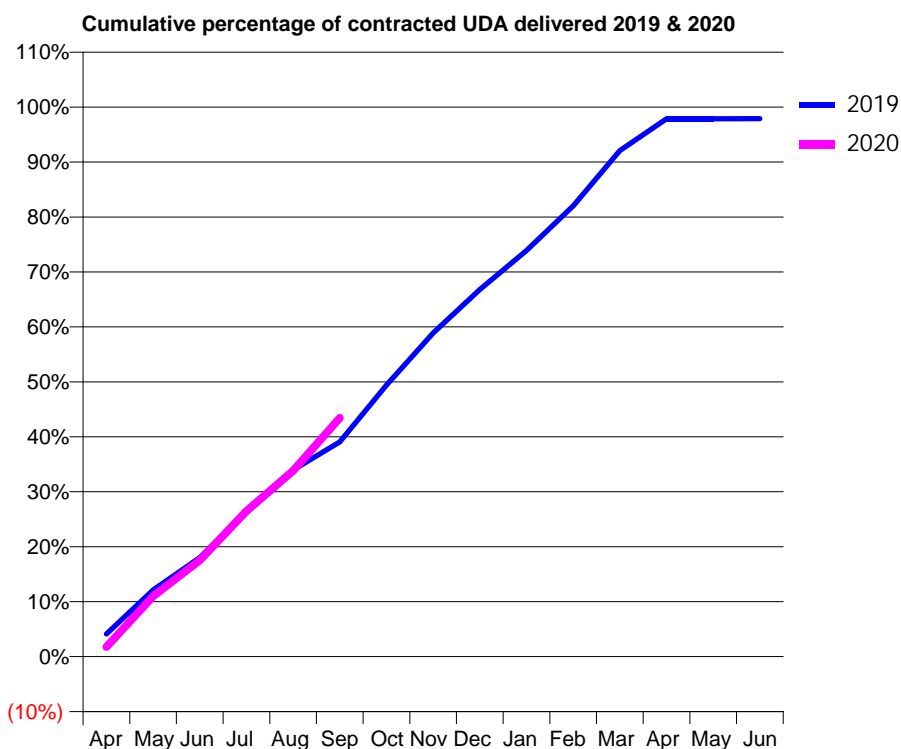
19/20 Contracted general activity (UDA)	5,820
Carry forward general activity (UDA)	123
19/20 Contracted orthodontic activity (UOA)	0
Carry forward orthodontic activity (UOA)	0
Baseline contract value	£143,826.79

ACCESS*

Patients seen in 24 months	Total	Change since previous quarter
Quarter ending September 2018	2,132	
Quarter ending December 2018	2,161	→
Quarter ending March 2019	2,230	↑
Quarter ending June 2019	2,256	→
Quarter ending September 2019	2,290	→
Variance since September 2018	7.4%	↑



ACTIVITY



Month	Adjusted Scheduled Activity (UDA)	
	2019	2020
April	239	102
May	706	641
June	1,049	1,021
July	1,526	1,541
August	1,976	1,968
September	2,275	2,528
October	2,875	
November	3,428	
December	3,887	
January	4,301	
February	4,774	
March	5,359	
April	5,696	
May	5,696	
June	5,697	

QUALITY

	Quantity	Base Number	Contract	LHB	Wales
% of FP17s for the same patient ID Re-attending within 3 months - Children	30	576	5.2%	7.9%	10.7%
% of FP17s for the same patient ID Re-attending within 3 months - Adults	128	1,287	9.9%	12.3%	15.4%
% of FP17s for the same patient ID Re-attending between 3 & 9 months - Children	392	576	68.1%	57.5%	60.1%
% of FP17s for the same patient ID Re-attending between 3 & 9 months - Adults	706	1,287	54.9%	52.2%	56.7%
% of FP17s for Band 1 Urgent Courses	91	1,711	5.3%	8.6%	9.1%
% of FP17s Relating to Free Repair or Replacements	7	1,711	0.4%	0.6%	0.7%
% of FP17s Relating to Continuations	8	1,711	0.5%	0.8%	0.6%
% of Patients satisfied with the dentistry they have received	3	3	N/A	92.6%	93.0%
% of Patients satisfied with the time they had to wait for an appointment	3	3	N/A	87.2%	87.5%

* This is based on patients treated on this contract for their most recent course of treatment. Figures in italics indicate the base number of FP17s or Patient Questionnaire responses are less than 100. N/A is shown where the base number of responses is less than 10 during the period. % is calculated as Quantity/Base number*100

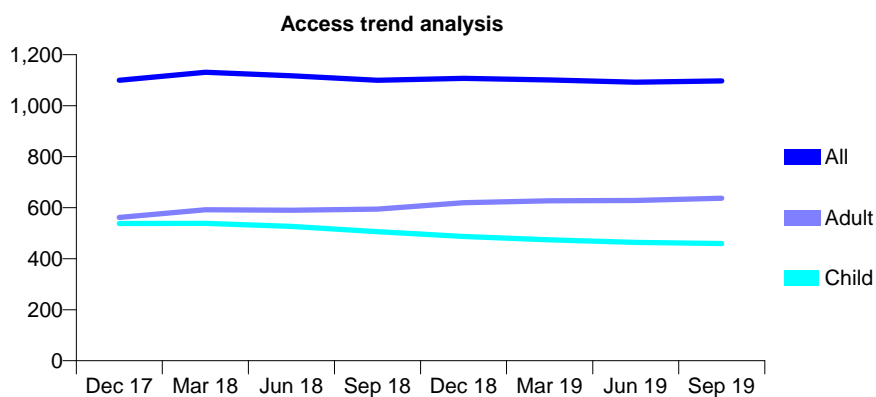
7A2 - Vital Signs At a Glance Contract Report for 273260/0001 - September 2019

Name or company name	Portfield Dental Surgery
Contract type name	GDS Contract
Purpose of contract	General
Contract start date	01/02/2014
Contract end date	

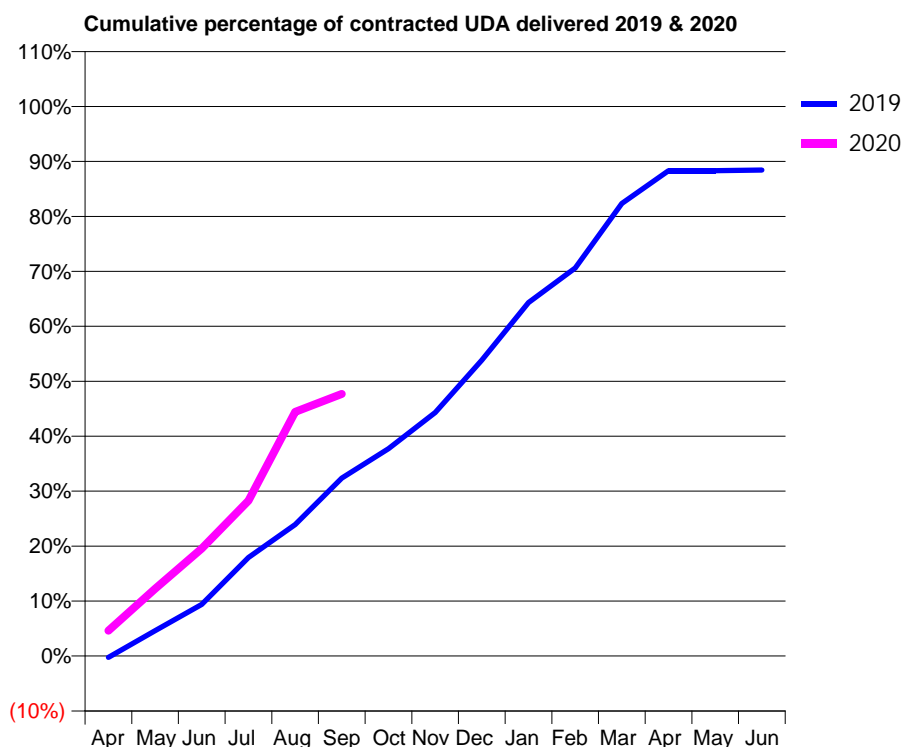
19/20 Contracted general activity (UDA)	2,776
Carry forward general activity (UDA)	0
19/20 Contracted orthodontic activity (UOA)	0
Carry forward orthodontic activity (UOA)	0
Baseline contract value	£79,082.67

ACCESS*

Patients seen in 24 months	Total	Change since previous quarter
Quarter ending September 2018	1,100	
Quarter ending December 2018	1,107	→
Quarter ending March 2019	1,101	→
Quarter ending June 2019	1,092	→
Quarter ending September 2019	1,097	→
Variance since September 2018	(0.3%)	→



ACTIVITY



Month	Adjusted Scheduled Activity (UDA)	
	2019	2020
April	-7	128
May	128	340
June	261	543
July	497	785
August	664	1,233
September	898	1,324
October	1,047	
November	1,230	
December	1,494	
January	1,786	
February	1,960	
March	2,286	
April	2,452	
May	2,452	
June	2,455	

QUALITY

	Quantity	Base Number	Contract	LHB	Wales
% of FP17s for the same patient ID Re-attending within 3 months - Children	43	425	10.1%	7.9%	10.7%
% of FP17s for the same patient ID Re-attending within 3 months - Adults	46	432	10.6%	12.3%	15.4%
% of FP17s for the same patient ID Re-attending between 3 & 9 months - Children	291	425	68.5%	57.5%	60.1%
% of FP17s for the same patient ID Re-attending between 3 & 9 months - Adults	219	432	50.7%	52.2%	56.7%
% of FP17s for Band 1 Urgent Courses	96	766	12.5%	8.6%	9.1%
% of FP17s Relating to Free Repair or Replacements	0	766	0.0%	0.6%	0.7%
% of FP17s Relating to Continuations	0	766	0.0%	0.8%	0.6%
% of Patients satisfied with the dentistry they have received	6	6	N/A	92.6%	93.0%
% of Patients satisfied with the time they had to wait for an appointment	5	6	N/A	87.2%	87.5%

* This is based on patients treated on this contract for their most recent course of treatment. Figures in italics indicate the base number of FP17s or Patient Questionnaire responses are less than 100. N/A is shown where the base number of responses is less than 10 during the period. % is calculated as Quantity/Base number*100

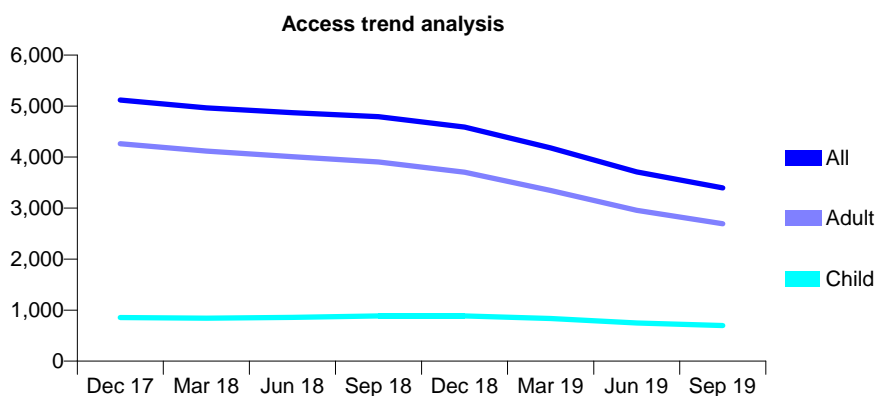
7A2 - Vital Signs At a Glance Contract Report for 282928/0001 - September 2019

Name or company name	MR JR HAYDEN
Contract type name	Pilot Contract
Purpose of contract	General
Contract start date	14/02/2014
Contract end date	

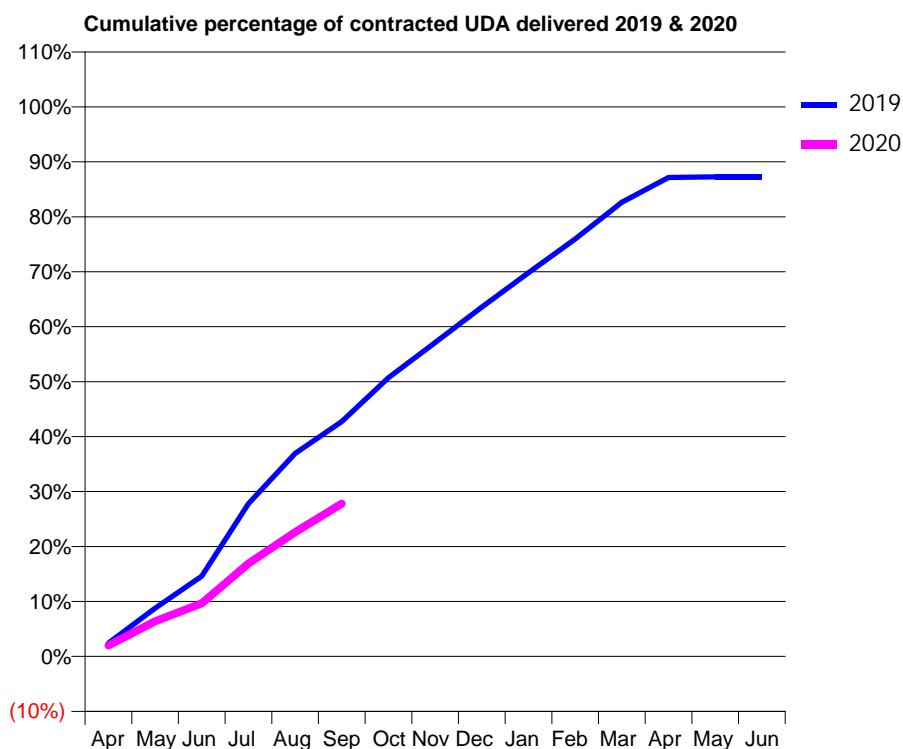
19/20 Contracted general activity (UDA)	15,142
Carry forward general activity (UDA)	0
19/20 Contracted orthodontic activity (UOA)	0
Carry forward orthodontic activity (UOA)	0
Baseline contract value	£389,696.38

ACCESS*

Patients seen in 24 months	Total	Change since previous quarter
Quarter ending September 2018	4,791	
Quarter ending December 2018	4,588	↓
Quarter ending March 2019	4,178	↓
Quarter ending June 2019	3,709	↓
Quarter ending September 2019	3,394	↓
Variance since September 2018	(29.2%)	↓



ACTIVITY



Month	2019	2020
April	352	303
May	1,263	968
June	2,096	1,464
July	3,995	2,558
August	5,309	3,428
September	6,142	4,208
October	7,286	
November	8,205	
December	9,134	
January	10,034	
February	10,914	
March	11,874	
April	12,521	
May	12,536	
June	12,536	

QUALITY

	Quantity	Base Number	Contract	LHB	Wales
% of FP17s for the same patient ID Re-attending within 3 months - Children	28	526	5.3%	7.9%	10.7%
% of FP17s for the same patient ID Re-attending within 3 months - Adults	258	1,938	13.3%	12.3%	15.4%
% of FP17s for the same patient ID Re-attending between 3 & 9 months - Children	336	526	63.9%	57.5%	60.1%
% of FP17s for the same patient ID Re-attending between 3 & 9 months - Adults	1,062	1,938	54.8%	52.2%	56.7%
% of FP17s for Band 1 Urgent Courses	158	2,194	7.2%	8.6%	9.1%
% of FP17s Relating to Free Repair or Replacements	32	2,194	1.5%	0.6%	0.7%
% of FP17s Relating to Continuations	4	2,194	0.2%	0.8%	0.6%
% of Patients satisfied with the dentistry they have received	16	16	100.0%	92.6%	93.0%
% of Patients satisfied with the time they had to wait for an appointment	16	16	100.0%	87.2%	87.5%

* This is based on patients treated on this contract for their most recent course of treatment. Figures in italics indicate the base number of FP17s or Patient Questionnaire responses are less than 100. N/A is shown where the base number of responses is less than 10 during the period. % is calculated as Quantity/Base number*100

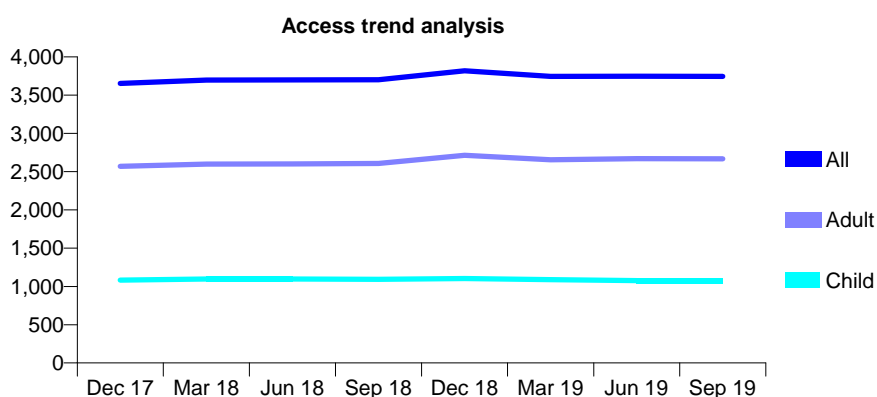
7A2 - Vital Signs At a Glance Contract Report for 573361/0001 - September 2019

Name or company name	M Hopkins
Contract type name	Pilot Contract
Purpose of contract	General
Contract start date	01/04/2006
Contract end date	

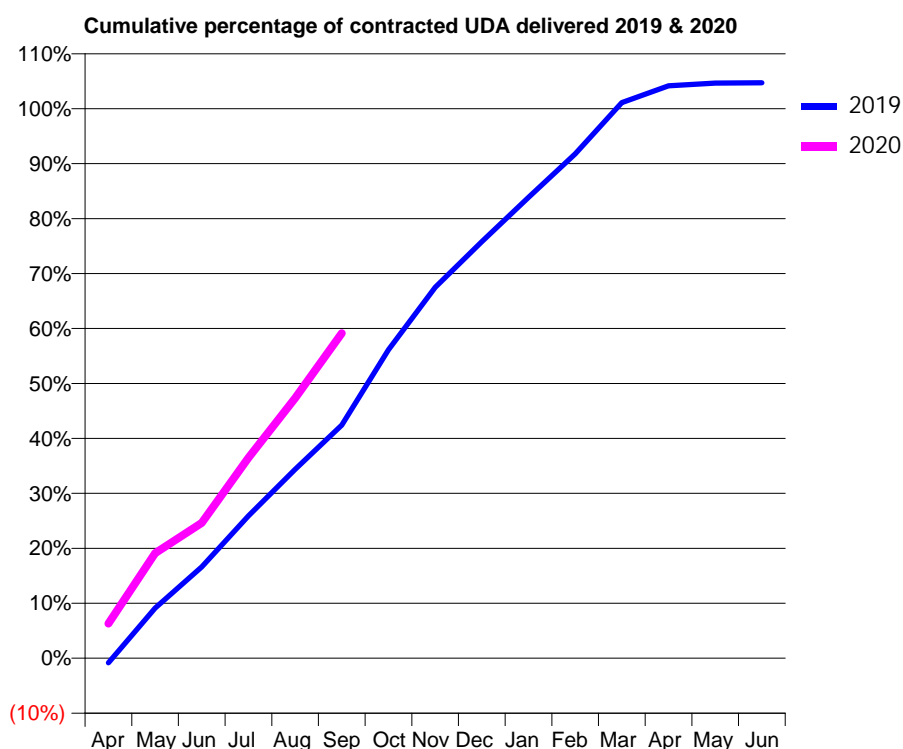
19/20 Contracted general activity (UDA)	8,318
Carry forward general activity (UDA)	-434
19/20 Contracted orthodontic activity (UOA)	0
Carry forward orthodontic activity (UOA)	0
Baseline contract value	£315,576.23

ACCESS*

Patients seen in 24 months	Total	Change since previous quarter
Quarter ending September 2018	3,701	
Quarter ending December 2018	3,818	↑
Quarter ending March 2019	3,744	↓
Quarter ending June 2019	3,746	→
Quarter ending September 2019	3,744	→
Variance since September 2018	1.2%	→



ACTIVITY



Month	2019	2020
April	-78	526
May	844	1,590
June	1,535	2,048
July	2,393	3,034
August	3,178	3,938
September	3,918	4,917
October	5,188	
November	6,239	
December	7,006	
January	7,749	
February	8,481	
March	9,345	
April	9,626	
May	9,673	
June	9,676	

QUALITY

	Quantity	Base Number	Contract	LHB	Wales
% of FP17s for the same patient ID Re-attending within 3 months - Children	13	648	2.0%	7.9%	10.7%
% of FP17s for the same patient ID Re-attending within 3 months - Adults	108	1,468	7.4%	12.3%	15.4%
% of FP17s for the same patient ID Re-attending between 3 & 9 months - Children	401	648	61.9%	57.5%	60.1%
% of FP17s for the same patient ID Re-attending between 3 & 9 months - Adults	684	1,468	46.6%	52.2%	56.7%
% of FP17s for Band 1 Urgent Courses	286	1,958	14.6%	8.6%	9.1%
% of FP17s Relating to Free Repair or Replacements	1	1,958	0.1%	0.6%	0.7%
% of FP17s Relating to Continuations	2	1,958	0.1%	0.8%	0.6%
% of Patients satisfied with the dentistry they have received	11	12	91.7%	92.6%	93.0%
% of Patients satisfied with the time they had to wait for an appointment	11	12	91.7%	87.2%	87.5%

* This is based on patients treated on this contract for their most recent course of treatment.

Figures in italics indicate the base number of FP17s or Patient Questionnaire responses are less than 100. N/A is shown where the base number of responses is less than 10 during the period. % is calculated as Quantity/Base number*100

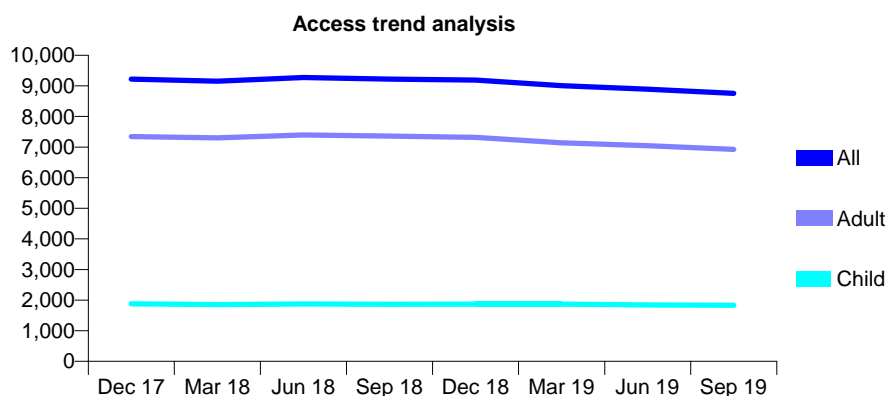
7A2 - Vital Signs At a Glance Contract Report for 648671/0001 - September 2019

Name or company name	MR AJ BEAZLEY
Contract type name	GDS Contract
Purpose of contract	General
Contract start date	01/04/2006
Contract end date	

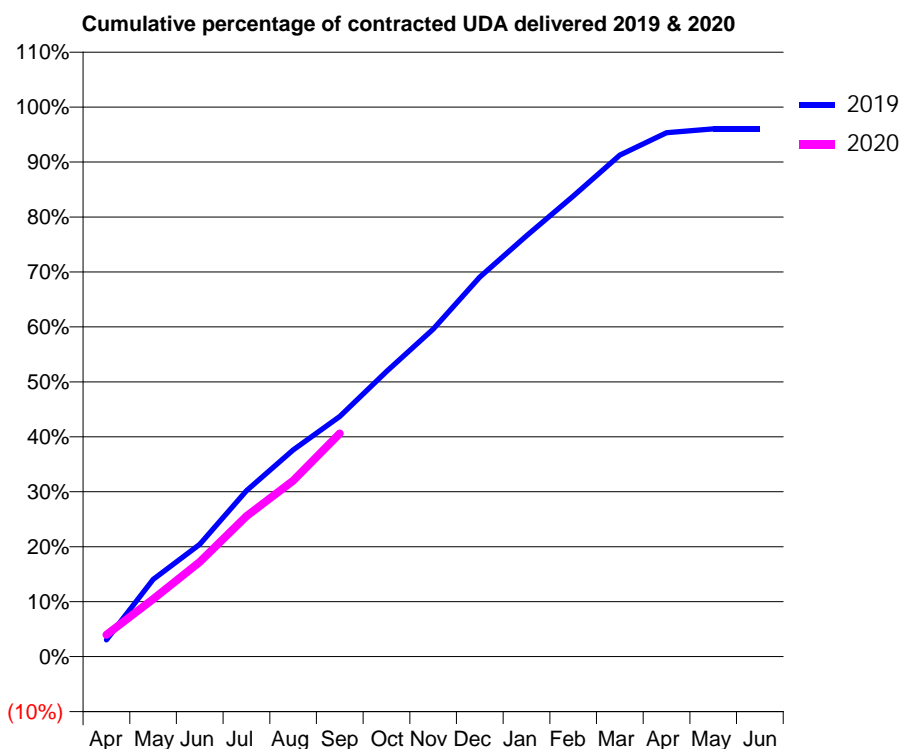
19/20 Contracted general activity (UDA)	25,675
Carry forward general activity (UDA)	0
19/20 Contracted orthodontic activity (UOA)	0
Carry forward orthodontic activity (UOA)	0
Baseline contract value	£854,861.55

ACCESS*

Patients seen in 24 months	Total	Change since previous quarter
Quarter ending September 2018	9,223	
Quarter ending December 2018	9,193	→
Quarter ending March 2019	9,008	↓
Quarter ending June 2019	8,893	↓
Quarter ending September 2019	8,758	↓
Variance since September 2018	(5.0%)	↓



ACTIVITY



Month	Adjusted Scheduled Activity (UDA)	
	2019	2020
April	783	1,021
May	3,610	2,690
June	5,248	4,419
July	7,755	6,564
August	9,652	8,219
September	11,218	10,427
October	13,319	
November	15,296	
December	17,729	
January	19,660	
February	21,520	
March	23,429	
April	24,476	
May	24,656	
June	24,658	

QUALITY

	Quantity	Base Number	Contract	LHB	Wales
% of FP17s for the same patient ID Re-attending within 3 months - Children	79	1,277	6.2%	7.9%	10.7%
% of FP17s for the same patient ID Re-attending within 3 months - Adults	531	4,406	12.1%	12.3%	15.4%
% of FP17s for the same patient ID Re-attending between 3 & 9 months - Children	765	1,277	59.9%	57.5%	60.1%
% of FP17s for the same patient ID Re-attending between 3 & 9 months - Adults	2,290	4,406	52.0%	52.2%	56.7%
% of FP17s for Band 1 Urgent Courses	325	5,133	6.3%	8.6%	9.1%
% of FP17s Relating to Free Repair or Replacements	35	5,133	0.7%	0.6%	0.7%
% of FP17s Relating to Continuations	12	5,133	0.2%	0.8%	0.6%
% of Patients satisfied with the dentistry they have received	34	35	97.1%	92.6%	93.0%
% of Patients satisfied with the time they had to wait for an appointment	33	35	94.3%	87.2%	87.5%

* This is based on patients treated on this contract for their most recent course of treatment. Figures in italics indicate the base number of FP17s or Patient Questionnaire responses are less than 100. N/A is shown where the base number of responses is less than 10 during the period. % is calculated as Quantity/Base number*100

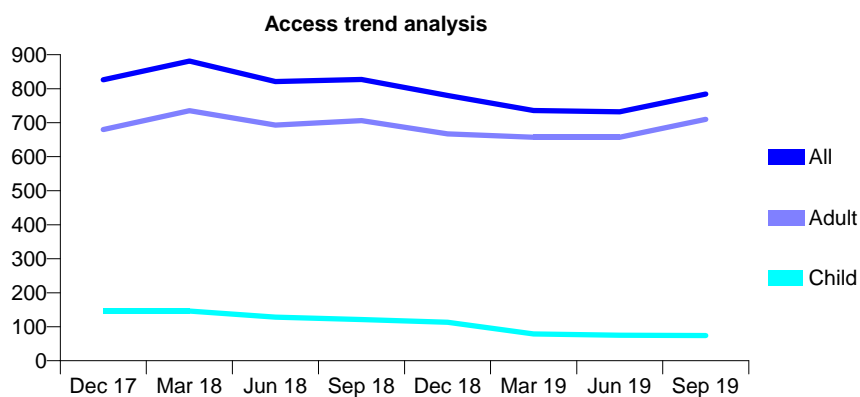
7A2 - Vital Signs At a Glance Contract Report for 648671/0005 - September 2019

Name or company name	MR AJ BEAZLEY
Contract type name	GDS Contract
Purpose of contract	General
Contract start date	01/05/2015
Contract end date	

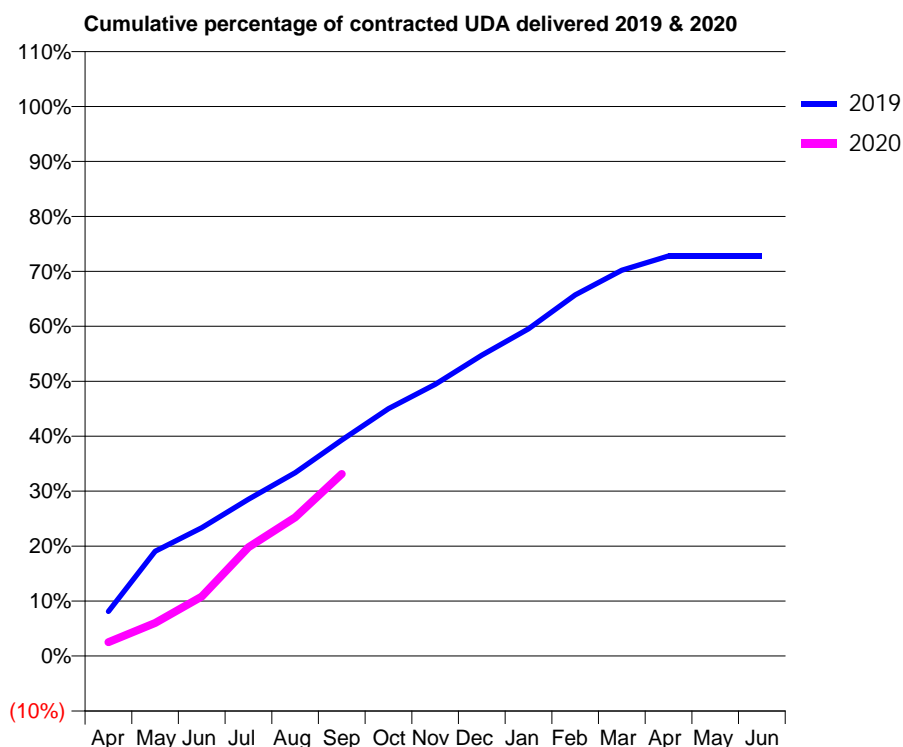
19/20 Contracted general activity (UDA)	1,764
Carry forward general activity (UDA)	0
19/20 Contracted orthodontic activity (UOA)	0
Carry forward orthodontic activity (UOA)	0
Baseline contract value	£60,291.51

ACCESS*

Patients seen in 24 months	Total	Change since previous quarter
Quarter ending September 2018	827	
Quarter ending December 2018	780	↓
Quarter ending March 2019	736	↓
Quarter ending June 2019	732	→
Quarter ending September 2019	784	↑
Variance since September 2018	(5.2%)	↓



ACTIVITY



Month	Adjusted Scheduled Activity (UDA)	
	2019	2020
April	143	44
May	336	106
June	412	191
July	503	349
August	588	445
September	693	584
October	794	
November	872	
December	966	
January	1,050	
February	1,160	
March	1,238	
April	1,284	
May	1,284	
June	1,284	

QUALITY

	Quantity	Base Number	Contract	LHB	Wales
% of FP17s for the same patient ID Re-attending within 3 months - Children	2	42	4.8%	7.9%	10.7%
% of FP17s for the same patient ID Re-attending within 3 months - Adults	25	332	7.5%	12.3%	15.4%
% of FP17s for the same patient ID Re-attending between 3 & 9 months - Children	0	42	0.0%	57.5%	60.1%
% of FP17s for the same patient ID Re-attending between 3 & 9 months - Adults	10	332	3.0%	52.2%	56.7%
% of FP17s for Band 1 Urgent Courses	262	353	74.2%	8.6%	9.1%
% of FP17s Relating to Free Repair or Replacements	0	353	0.0%	0.6%	0.7%
% of FP17s Relating to Continuations	0	353	0.0%	0.8%	0.6%
% of Patients satisfied with the dentistry they have received	3	3	N/A	92.6%	93.0%
% of Patients satisfied with the time they had to wait for an appointment	2	3	N/A	87.2%	87.5%

* This is based on patients treated on this contract for their most recent course of treatment. Figures in italics indicate the base number of FP17s or Patient Questionnaire responses are less than 100. N/A is shown where the base number of responses is less than 10 during the period. % is calculated as Quantity/Base number*100

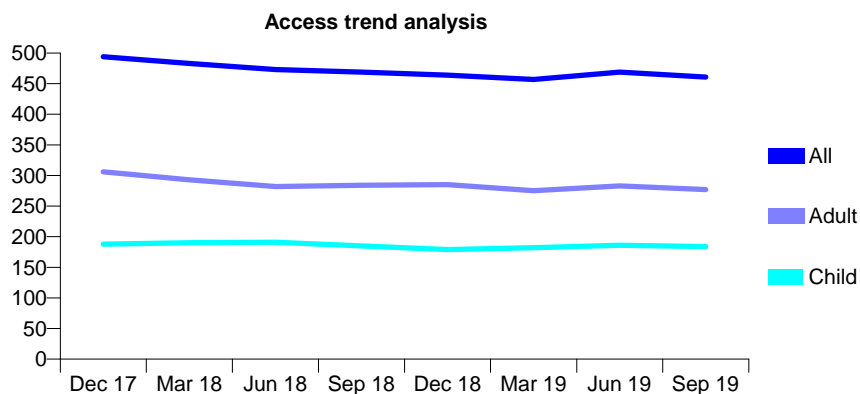
7A2 - Vital Signs At a Glance Contract Report for 722529/0001 - September 2019

Name or company name	MR G REES
Contract type name	GDS Contract
Purpose of contract	General
Contract start date	01/04/2006
Contract end date	

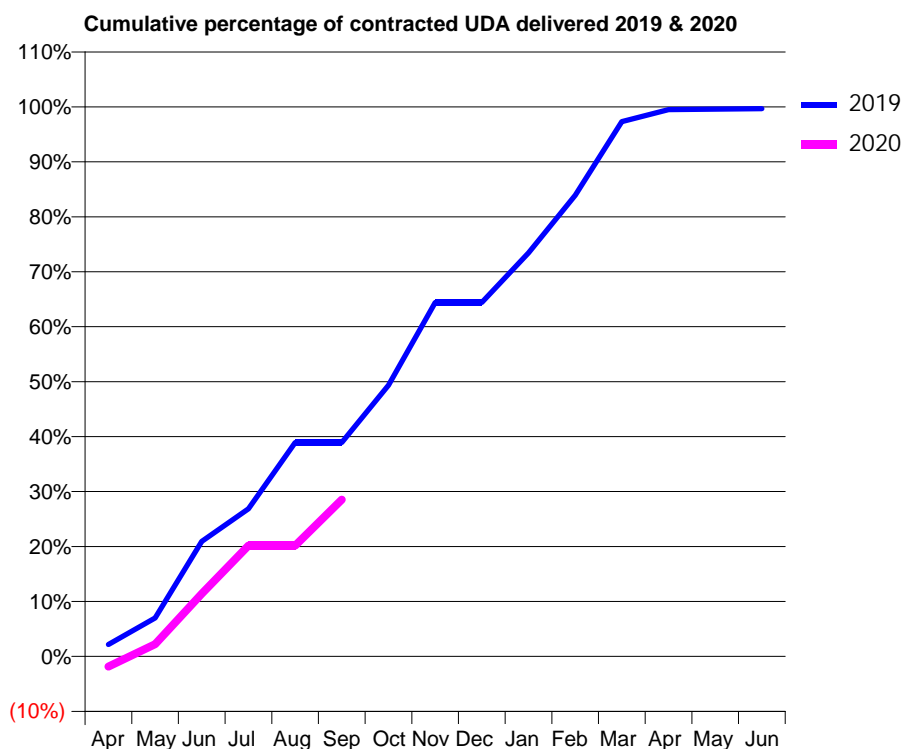
19/20 Contracted general activity (UDA)	1,057
Carry forward general activity (UDA)	59
19/20 Contracted orthodontic activity (UOA)	0
Carry forward orthodontic activity (UOA)	0
Baseline contract value	£25,855.08

ACCESS*

Patients seen in 24 months	Total	Change since previous quarter
Quarter ending September 2018	469	
Quarter ending December 2018	464	↓
Quarter ending March 2019	457	↓
Quarter ending June 2019	469	↑
Quarter ending September 2019	461	↓
Variance since September 2018	(1.7%)	↓



ACTIVITY



Month	Adjusted Scheduled Activity (UDA)	
	2019	2020
April	23	-20
May	74	23
June	221	120
July	284	213
August	411	213
September	411	301
October	522	
November	681	
December	681	
January	776	
February	887	
March	1,029	
April	1,052	
May	1,053	
June	1,054	

QUALITY

	Quantity	Base Number	Contract	LHB	Wales
% of FP17s for the same patient ID Re-attending within 3 months - Children	3	103	2.9%	7.9%	10.7%
% of FP17s for the same patient ID Re-attending within 3 months - Adults	10	143	7.0%	12.3%	15.4%
% of FP17s for the same patient ID Re-attending between 3 & 9 months - Children	49	103	47.6%	57.5%	60.1%
% of FP17s for the same patient ID Re-attending between 3 & 9 months - Adults	70	143	49.0%	52.2%	56.7%
% of FP17s for Band 1 Urgent Courses	2	223	0.9%	8.6%	9.1%
% of FP17s Relating to Free Repair or Replacements	0	223	0.0%	0.6%	0.7%
% of FP17s Relating to Continuations	0	223	0.0%	0.8%	0.6%
% of Patients satisfied with the dentistry they have received	1	1	N/A	92.6%	93.0%
% of Patients satisfied with the time they had to wait for an appointment	1	1	N/A	87.2%	87.5%

* This is based on patients treated on this contract for their most recent course of treatment. Figures in italics indicate the base number of FP17s or Patient Questionnaire responses are less than 100. N/A is shown where the base number of responses is less than 10 during the period. % is calculated as Quantity/Base number*100

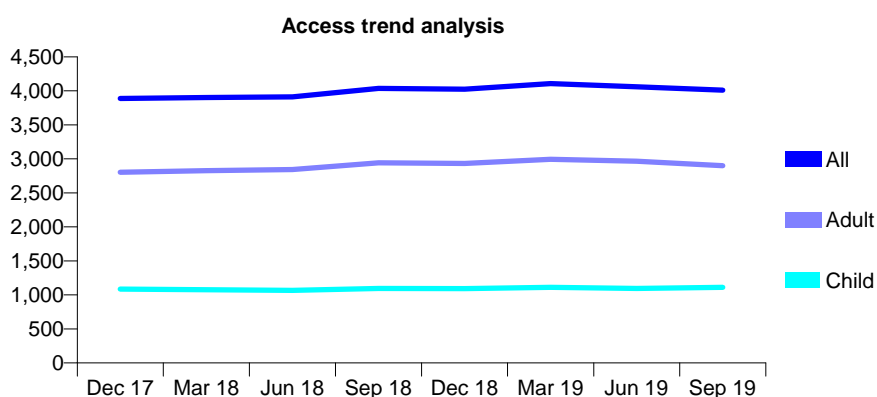
7A2 - Vital Signs At a Glance Contract Report for 819476/0001 - September 2019

Name or company name	A Abouserwel
Contract type name	GDS Contract
Purpose of contract	General
Contract start date	01/04/2006
Contract end date	

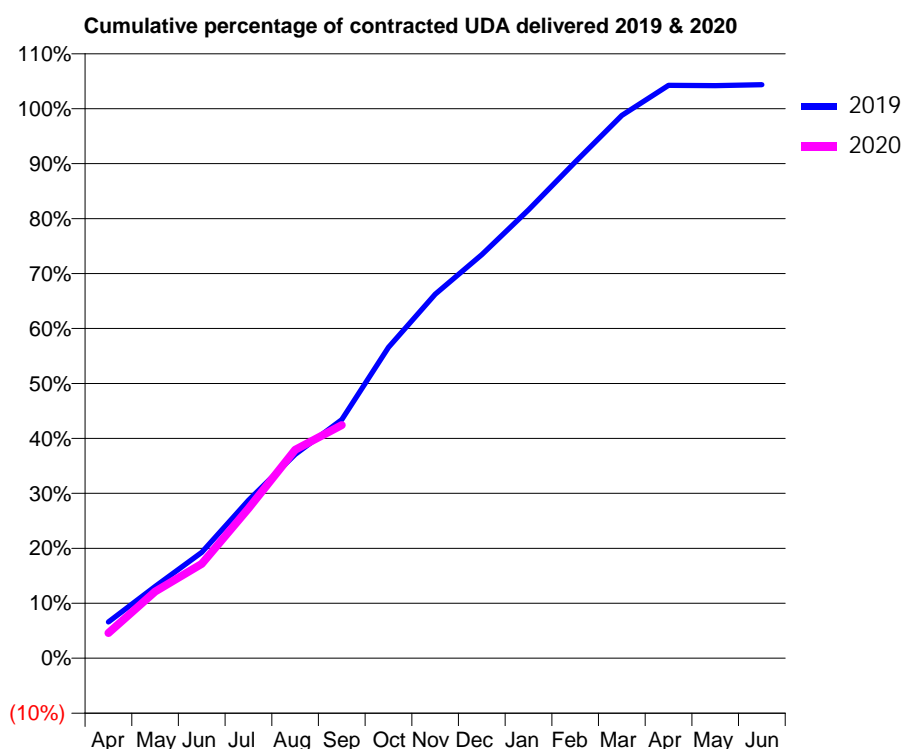
19/20 Contracted general activity (UDA)	9,154
Carry forward general activity (UDA)	0
19/20 Contracted orthodontic activity (UOA)	0
Carry forward orthodontic activity (UOA)	0
Baseline contract value	£263,621.90

ACCESS*

Patients seen in 24 months	Total	Change since previous quarter
Quarter ending September 2018	4,037	
Quarter ending December 2018	4,025	→
Quarter ending March 2019	4,106	↑
Quarter ending June 2019	4,060	↓
Quarter ending September 2019	4,010	↓
Variance since September 2018	(0.7%)	→



ACTIVITY



Month	Adjusted Scheduled Activity (UDA)	
	2019	2020
April	605	421
May	1,195	1,109
June	1,766	1,571
July	2,629	2,494
August	3,396	3,472
September	3,972	3,881
October	5,180	
November	6,062	
December	6,723	
January	7,469	
February	8,265	
March	9,040	
April	9,542	
May	9,538	
June	9,552	

QUALITY

	Quantity	Base Number	Contract	LHB	Wales
% of FP17s for the same patient ID Re-attending within 3 months - Children	35	751	4.7%	7.9%	10.7%
% of FP17s for the same patient ID Re-attending within 3 months - Adults	164	1,801	9.1%	12.3%	15.4%
% of FP17s for the same patient ID Re-attending between 3 & 9 months - Children	347	751	46.2%	57.5%	60.1%
% of FP17s for the same patient ID Re-attending between 3 & 9 months - Adults	858	1,801	47.6%	52.2%	56.7%
% of FP17s for Band 1 Urgent Courses	81	2,258	3.6%	8.6%	9.1%
% of FP17s Relating to Free Repair or Replacements	4	2,258	0.2%	0.6%	0.7%
% of FP17s Relating to Continuations	5	2,258	0.2%	0.8%	0.6%
% of Patients satisfied with the dentistry they have received	8	11	72.7%	92.6%	93.0%
% of Patients satisfied with the time they had to wait for an appointment	9	11	81.8%	87.2%	87.5%

* This is based on patients treated on this contract for their most recent course of treatment.

Figures in italics indicate the base number of FP17s or Patient Questionnaire responses are less than 100. N/A is shown where the base number of responses is less than 10 during the period. % is calculated as Quantity/Base number*100

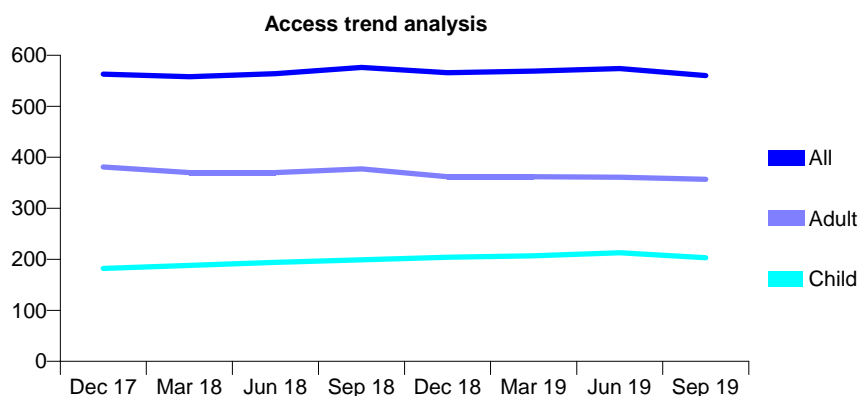
7A2 - Vital Signs At a Glance Contract Report for 819484/0001 - September 2019

Name or company name	MRS SP PHILLIPS
Contract type name	GDS Contract
Purpose of contract	General
Contract start date	01/04/2006
Contract end date	

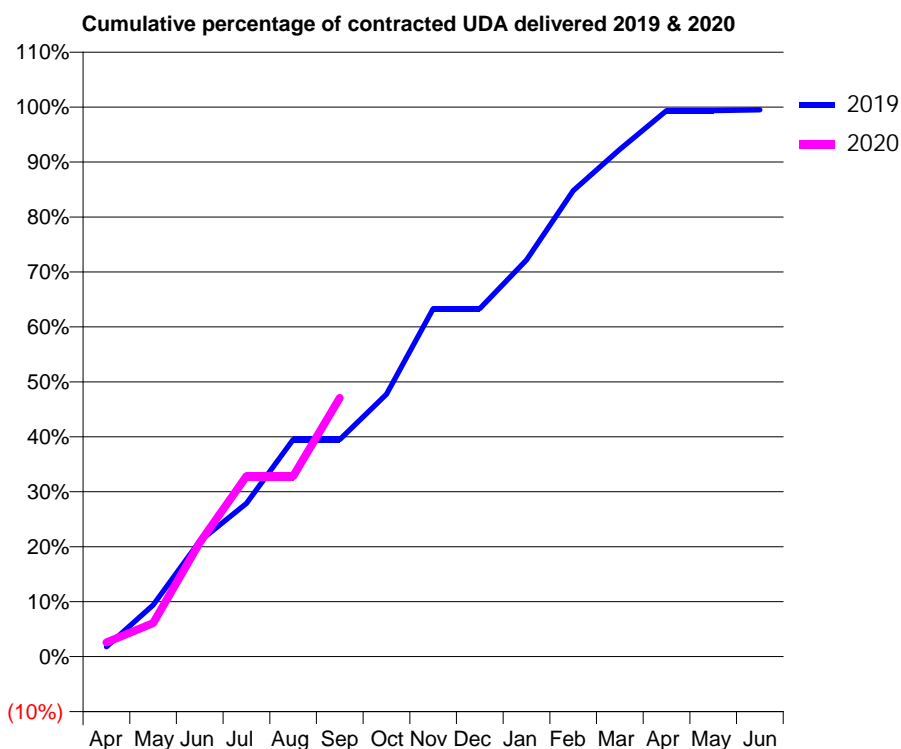
19/20 Contracted general activity (UDA)	1,414
Carry forward general activity (UDA)	7
19/20 Contracted orthodontic activity (UOA)	0
Carry forward orthodontic activity (UOA)	0
Baseline contract value	£33,891.39

ACCESS*

Patients seen in 24 months	Total	Change since previous quarter
Quarter ending September 2018	576	
Quarter ending December 2018	566	↓
Quarter ending March 2019	569	→
Quarter ending June 2019	574	→
Quarter ending September 2019	560	↓
Variance since September 2018	(2.8%)	↓



ACTIVITY



Month	Adjusted Scheduled Activity (UDA)	
	2019	2020
April	25	37
May	133	86
June	297	293
July	394	464
August	558	464
September	558	665
October	675	
November	895	
December	895	
January	1,021	
February	1,199	
March	1,305	
April	1,405	
May	1,405	
June	1,407	

QUALITY

	Quantity	Base Number	Contract	LHB	Wales
% of FP17s for the same patient ID Re-attending within 3 months - Children	17	178	9.6%	7.9%	10.7%
% of FP17s for the same patient ID Re-attending within 3 months - Adults	48	290	16.6%	12.3%	15.4%
% of FP17s for the same patient ID Re-attending between 3 & 9 months - Children	107	178	60.1%	57.5%	60.1%
% of FP17s for the same patient ID Re-attending between 3 & 9 months - Adults	176	290	60.7%	52.2%	56.7%
% of FP17s for Band 1 Urgent Courses	47	413	11.4%	8.6%	9.1%
% of FP17s Relating to Free Repair or Replacements	0	413	0.0%	0.6%	0.7%
% of FP17s Relating to Continuations	0	413	0.0%	0.8%	0.6%
% of Patients satisfied with the dentistry they have received	1	1	N/A	92.6%	93.0%
% of Patients satisfied with the time they had to wait for an appointment	1	1	N/A	87.2%	87.5%

* This is based on patients treated on this contract for their most recent course of treatment. Figures in italics indicate the base number of FP17s or Patient Questionnaire responses are less than 100. N/A is shown where the base number of responses is less than 10 during the period. % is calculated as Quantity/Base number*100

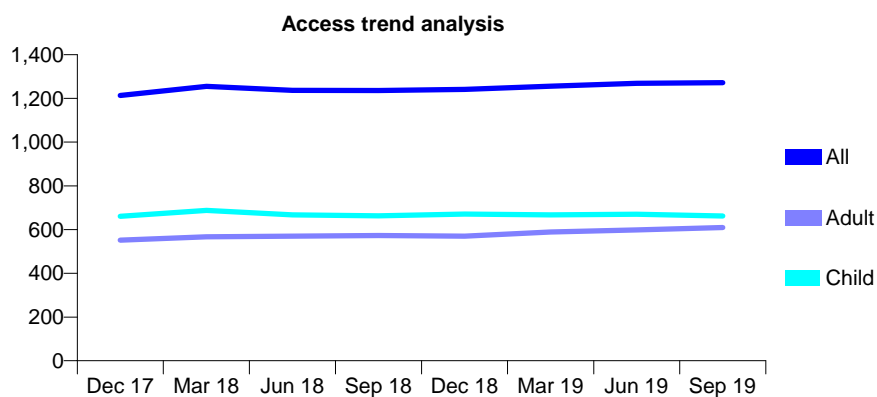
7A2 - Vital Signs At a Glance Contract Report for 825190/0001 - September 2019

Name or company name	MR NS WATTS
Contract type name	GDS Contract
Purpose of contract	General
Contract start date	01/04/2006
Contract end date	

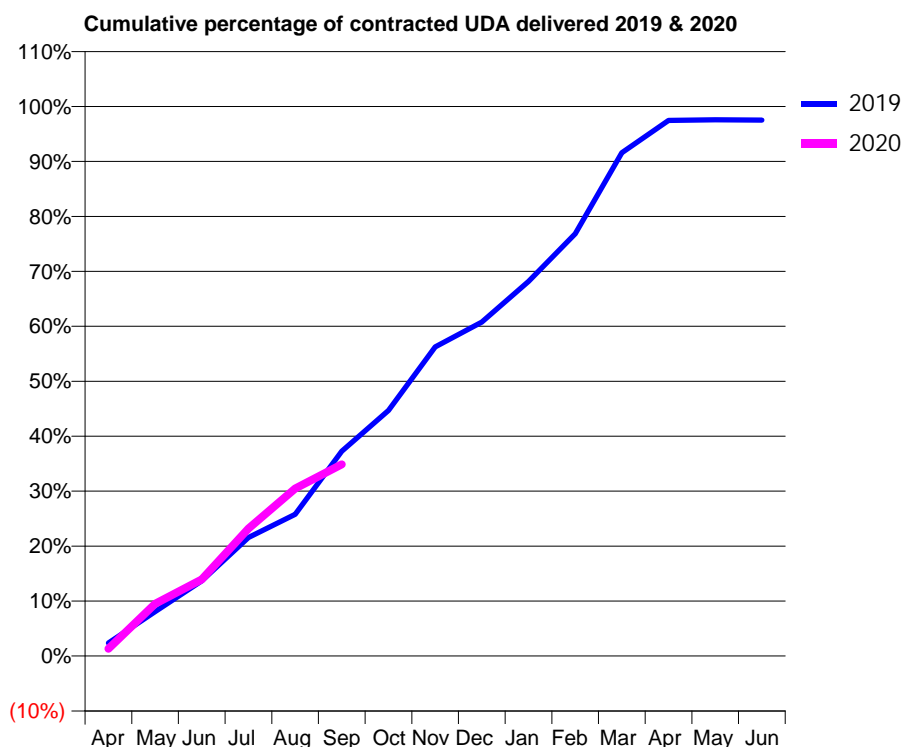
19/20 Contracted general activity (UDA)	2,473
Carry forward general activity (UDA)	61
19/20 Contracted orthodontic activity (UOA)	0
Carry forward orthodontic activity (UOA)	0
Baseline contract value	£72,495.18

ACCESS*

Patients seen in 24 months	Total	Change since previous quarter
Quarter ending September 2018	1,236	
Quarter ending December 2018	1,241	→
Quarter ending March 2019	1,256	→
Quarter ending June 2019	1,269	→
Quarter ending September 2019	1,272	→
Variance since September 2018	2.9%	↑



ACTIVITY



Month	Adjusted Scheduled Activity (UDA)	
	2019	2020
April	59	33
May	200	235
June	338	345
July	533	573
August	638	754
September	921	862
October	1,105	
November	1,391	
December	1,503	
January	1,685	
February	1,900	
March	2,264	
April	2,411	
May	2,413	
June	2,412	

QUALITY

	Quantity	Base Number	Contract	LHB	Wales
% of FP17s for the same patient ID Re-attending within 3 months - Children	59	429	13.8%	7.9%	10.7%
% of FP17s for the same patient ID Re-attending within 3 months - Adults	27	268	10.1%	12.3%	15.4%
% of FP17s for the same patient ID Re-attending between 3 & 9 months - Children	223	429	52.0%	57.5%	60.1%
% of FP17s for the same patient ID Re-attending between 3 & 9 months - Adults	97	268	36.2%	52.2%	56.7%
% of FP17s for Band 1 Urgent Courses	87	620	14.0%	8.6%	9.1%
% of FP17s Relating to Free Repair or Replacements	0	620	0.0%	0.6%	0.7%
% of FP17s Relating to Continuations	0	620	0.0%	0.8%	0.6%
% of Patients satisfied with the dentistry they have received	3	3	N/A	92.6%	93.0%
% of Patients satisfied with the time they had to wait for an appointment	2	3	N/A	87.2%	87.5%

* This is based on patients treated on this contract for their most recent course of treatment. Figures in italics indicate the base number of FP17s or Patient Questionnaire responses are less than 100. N/A is shown where the base number of responses is less than 10 during the period. % is calculated as Quantity/Base number*100

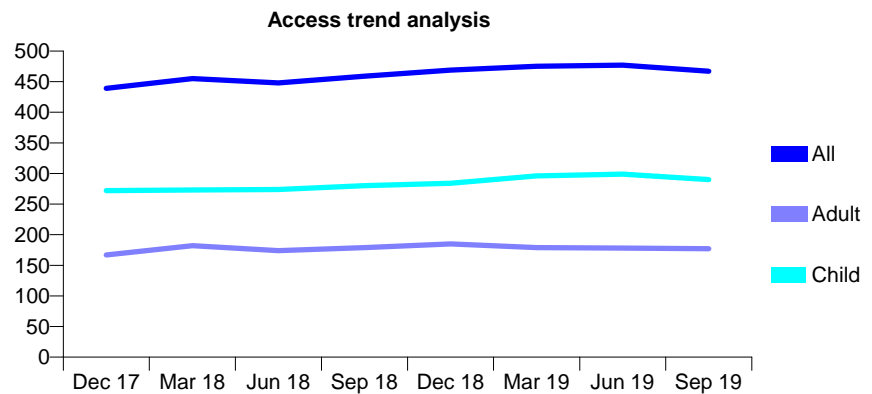
7A2 - Vital Signs At a Glance Contract Report for 846864/0001 - September 2019

Name or company name	MR AJ BHATTACHERJEE
Contract type name	GDS Contract
Purpose of contract	General
Contract start date	01/04/2006
Contract end date	

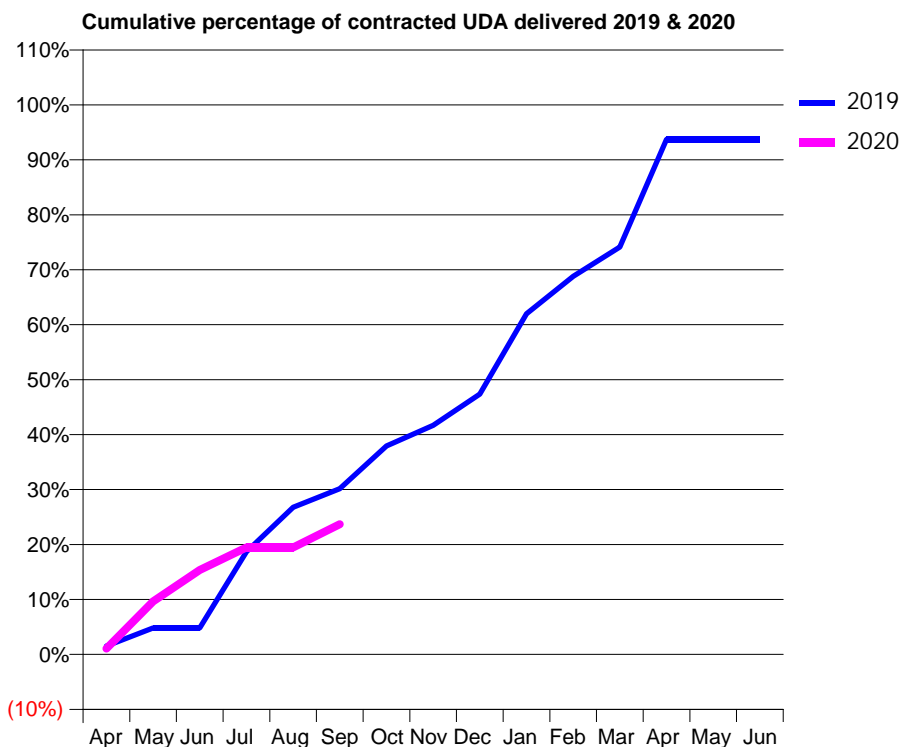
19/20 Contracted general activity (UDA)	1,100
Carry forward general activity (UDA)	0
19/20 Contracted orthodontic activity (UOA)	0
Carry forward orthodontic activity (UOA)	0
Baseline contract value	£27,600.24

ACCESS*

Patients seen in 24 months	Total	Change since previous quarter
Quarter ending September 2018	459	
Quarter ending December 2018	469	↑
Quarter ending March 2019	475	→
Quarter ending June 2019	477	→
Quarter ending September 2019	467	↓
Variance since September 2018	1.7%	→



ACTIVITY



Adjusted Scheduled Activity (UDA)		
Month	2019	2020
April	17	12
May	53	106
June	53	169
July	205	214
August	295	214
September	332	261
October	417	
November	459	
December	521	
January	682	
February	757	
March	815	
April	1,031	
May	1,031	
June	1,031	

QUALITY

	Quantity	Base Number	Contract	LHB	Wales
% of FP17s for the same patient ID Re-attending within 3 months - Children	6	180	3.3%	7.9%	10.7%
% of FP17s for the same patient ID Re-attending within 3 months - Adults	8	105	7.6%	12.3%	15.4%
% of FP17s for the same patient ID Re-attending between 3 & 9 months - Children	89	180	49.4%	57.5%	60.1%
% of FP17s for the same patient ID Re-attending between 3 & 9 months - Adults	61	105	58.1%	52.2%	56.7%
% of FP17s for Band 1 Urgent Courses	8	173	4.6%	8.6%	9.1%
% of FP17s Relating to Free Repair or Replacements	0	173	0.0%	0.6%	0.7%
% of FP17s Relating to Continuations	2	173	1.2%	0.8%	0.6%
% of Patients satisfied with the dentistry they have received	11	11	100.0%	92.6%	93.0%
% of Patients satisfied with the time they had to wait for an appointment	10	11	90.9%	87.2%	87.5%

* This is based on patients treated on this contract for their most recent course of treatment. Figures in italics indicate the base number of FP17s or Patient Questionnaire responses are less than 100. N/A is shown where the base number of responses is less than 10 during the period. % is calculated as Quantity/Base number*100

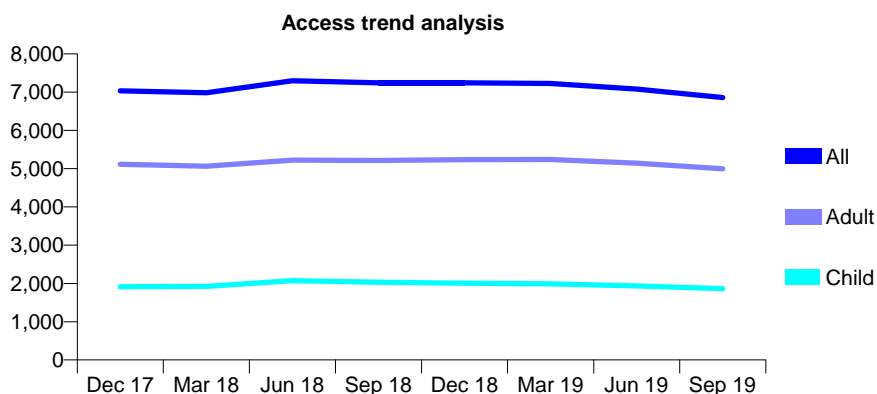
7A2 - Vital Signs At a Glance Contract Report for 852546/0001 - September 2019

Name or company name	Dental Excellence Pembroke Ltd
Contract type name	GDS Contract
Purpose of contract	General
Contract start date	01/04/2006
Contract end date	

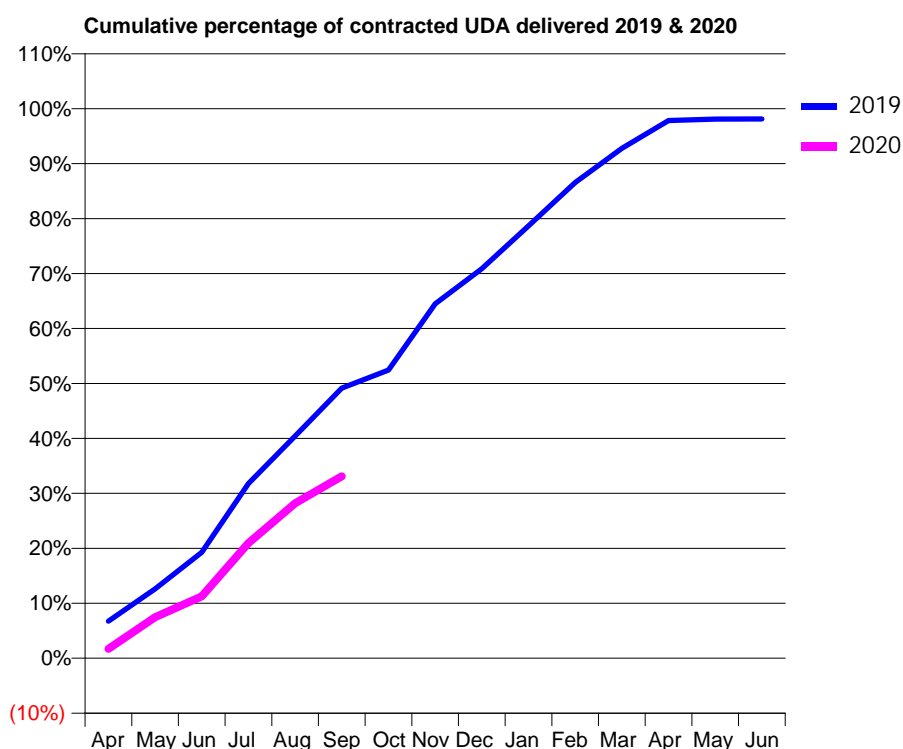
19/20 Contracted general activity (UDA)	15,641
Carry forward general activity (UDA)	294
19/20 Contracted orthodontic activity (UOA)	0
Carry forward orthodontic activity (UOA)	0
Baseline contract value	£401,624.95

ACCESS*

Patients seen in 24 months	Total	Change since previous quarter
Quarter ending September 2018	7,243	
Quarter ending December 2018	7,242	→
Quarter ending March 2019	7,224	→
Quarter ending June 2019	7,080	↓
Quarter ending September 2019	6,859	↓
Variance since September 2018	(5.3%)	↓



ACTIVITY



Month	2019	2020
April	1,059	269
May	1,976	1,173
June	3,013	1,761
July	4,969	3,279
August	6,325	4,413
September	7,689	5,174
October	8,201	
November	10,086	
December	11,083	
January	12,309	
February	13,542	
March	14,509	
April	15,301	
May	15,345	
June	15,347	

QUALITY

	Quantity	Base Number	Contract	LHB	Wales
% of FP17s for the same patient ID Re-attending within 3 months - Children	69	1,133	6.1%	7.9%	10.7%
% of FP17s for the same patient ID Re-attending within 3 months - Adults	143	2,095	6.8%	12.3%	15.4%
% of FP17s for the same patient ID Re-attending between 3 & 9 months - Children	707	1,133	62.4%	57.5%	60.1%
% of FP17s for the same patient ID Re-attending between 3 & 9 months - Adults	508	2,095	24.2%	52.2%	56.7%
% of FP17s for Band 1 Urgent Courses	386	2,808	13.7%	8.6%	9.1%
% of FP17s Relating to Free Repair or Replacements	7	2,808	0.2%	0.6%	0.7%
% of FP17s Relating to Continuations	12	2,808	0.4%	0.8%	0.6%
% of Patients satisfied with the dentistry they have received	5	8	N/A	92.6%	93.0%
% of Patients satisfied with the time they had to wait for an appointment	7	8	N/A	87.2%	87.5%

* This is based on patients treated on this contract for their most recent course of treatment. Figures in italics indicate the base number of FP17s or Patient Questionnaire responses are less than 100. N/A is shown where the base number of responses is less than 10 during the period. % is calculated as Quantity/Base number*100

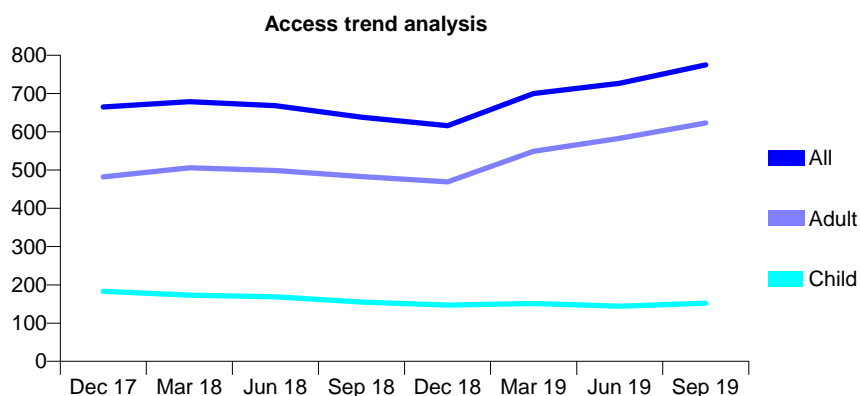
7A2 - Vital Signs At a Glance Contract Report for 857882/0001 - September 2019

Name or company name	MISS DB MOTHIBI
Contract type name	GDS Contract
Purpose of contract	General
Contract start date	28/01/2009
Contract end date	

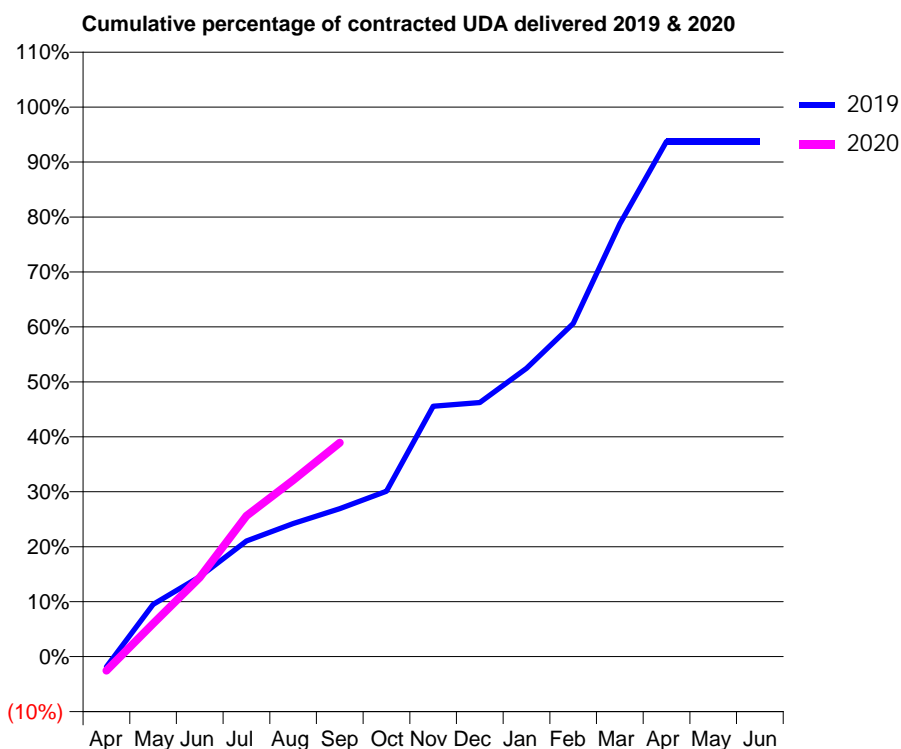
19/20 Contracted general activity (UDA)	1,847
Carry forward general activity (UDA)	115
19/20 Contracted orthodontic activity (UOA)	0
Carry forward orthodontic activity (UOA)	0
Baseline contract value	£51,732.42

ACCESS*

Patients seen in 24 months	Total	Change since previous quarter
Quarter ending September 2018	638	
Quarter ending December 2018	616	↓
Quarter ending March 2019	700	↑
Quarter ending June 2019	727	↑
Quarter ending September 2019	775	↑
Variance since September 2018	21.5%	↑



ACTIVITY



Month	Adjusted Scheduled Activity (UDA)	
	2019	2020
April	-35	-47
May	175	111
June	269	266
July	389	473
August	448	593
September	497	719
October	556	
November	841	
December	854	
January	969	
February	1,120	
March	1,454	
April	1,732	
May	1,732	
June	1,732	

QUALITY

	Quantity	Base Number	Contract	LHB	Wales
% of FP17s for the same patient ID Re-attending within 3 months - Children	9	102	8.8%	7.9%	10.7%
% of FP17s for the same patient ID Re-attending within 3 months - Adults	45	392	11.5%	12.3%	15.4%
% of FP17s for the same patient ID Re-attending between 3 & 9 months - Children	39	102	38.2%	57.5%	60.1%
% of FP17s for the same patient ID Re-attending between 3 & 9 months - Adults	90	392	23.0%	52.2%	56.7%
% of FP17s for Band 1 Urgent Courses	147	414	35.5%	8.6%	9.1%
% of FP17s Relating to Free Repair or Replacements	2	414	0.5%	0.6%	0.7%
% of FP17s Relating to Continuations	1	414	0.2%	0.8%	0.6%
% of Patients satisfied with the dentistry they have received	2	2	N/A	92.6%	93.0%
% of Patients satisfied with the time they had to wait for an appointment	2	2	N/A	87.2%	87.5%

* This is based on patients treated on this contract for their most recent course of treatment. Figures in italics indicate the base number of FP17s or Patient Questionnaire responses are less than 100. N/A is shown where the base number of responses is less than 10 during the period. % is calculated as Quantity/Base number*100

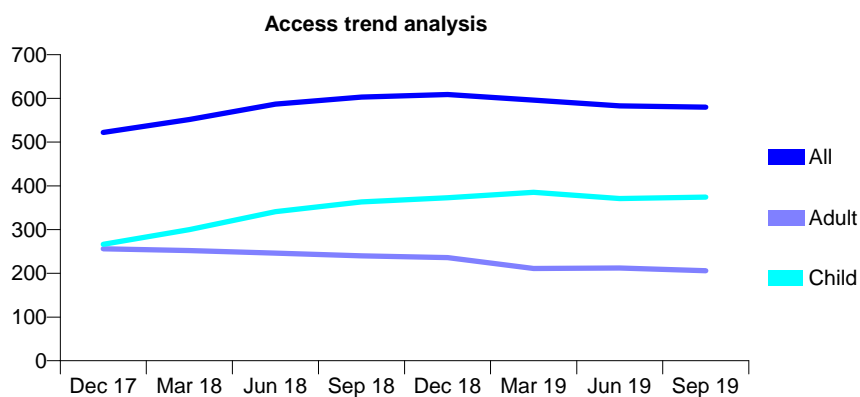
7A2 - Vital Signs At a Glance Contract Report for 905488/0001 - September 2019

Name or company name	DM Rees and Jagdeep S Hans
Contract type name	GDS Contract
Purpose of contract	General
Contract start date	01/04/2006
Contract end date	

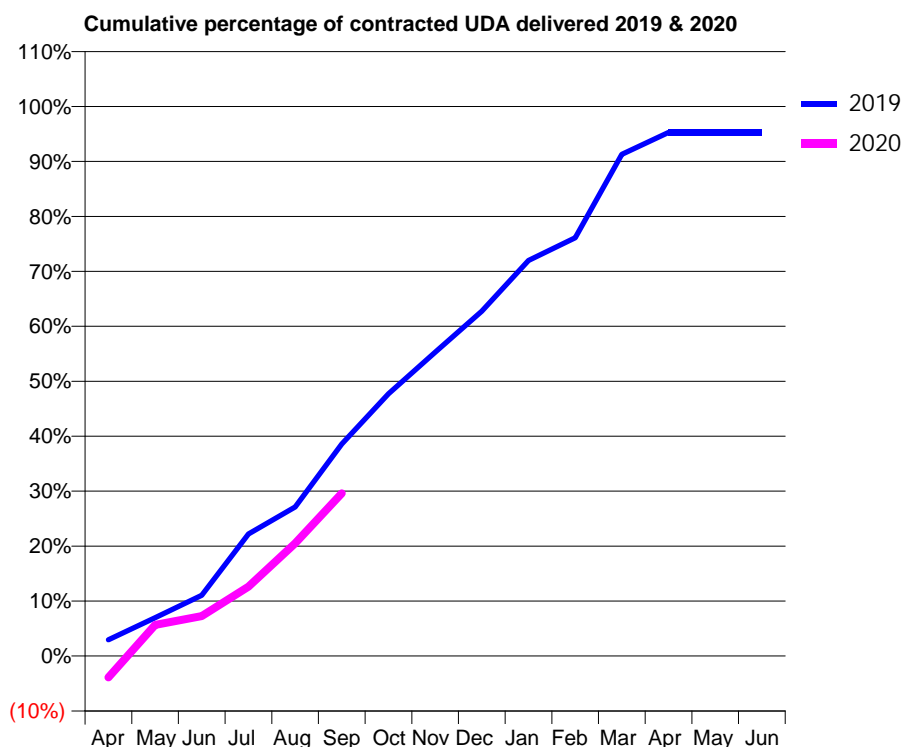
19/20 Contracted general activity (UDA)	1,249
Carry forward general activity (UDA)	59
19/20 Contracted orthodontic activity (UOA)	0
Carry forward orthodontic activity (UOA)	0
Baseline contract value	£35,995.02

ACCESS*

Patients seen in 24 months	Total	Change since previous quarter
Quarter ending September 2018	603	
Quarter ending December 2018	609	→
Quarter ending March 2019	596	↓
Quarter ending June 2019	583	↓
Quarter ending September 2019	580	→
Variance since September 2018	(3.8%)	↓



ACTIVITY



Month	Adjusted Scheduled Activity (UDA)	
	2019	2020
April	37	-49
May	87	71
June	138	91
July	278	158
August	339	256
September	482	370
October	596	
November	691	
December	784	
January	899	
February	951	
March	1,140	
April	1,190	
May	1,190	
June	1,190	

QUALITY

	Quantity	Base Number	Contract	LHB	Wales
% of FP17s for the same patient ID Re-attending within 3 months - Children	17	269	6.3%	7.9%	10.7%
% of FP17s for the same patient ID Re-attending within 3 months - Adults	7	101	6.9%	12.3%	15.4%
% of FP17s for the same patient ID Re-attending between 3 & 9 months - Children	192	269	71.4%	57.5%	60.1%
% of FP17s for the same patient ID Re-attending between 3 & 9 months - Adults	61	101	60.4%	52.2%	56.7%
% of FP17s for Band 1 Urgent Courses	10	338	3.0%	8.6%	9.1%
% of FP17s Relating to Free Repair or Replacements	0	338	0.0%	0.6%	0.7%
% of FP17s Relating to Continuations	0	338	0.0%	0.8%	0.6%
% of Patients satisfied with the dentistry they have received	0	0	N/A	92.6%	93.0%
% of Patients satisfied with the time they had to wait for an appointment	0	0	N/A	87.2%	87.5%

* This is based on patients treated on this contract for their most recent course of treatment. Figures in italics indicate the base number of FP17s or Patient Questionnaire responses are less than 100. N/A is shown where the base number of responses is less than 10 during the period. % is calculated as Quantity/Base number*100

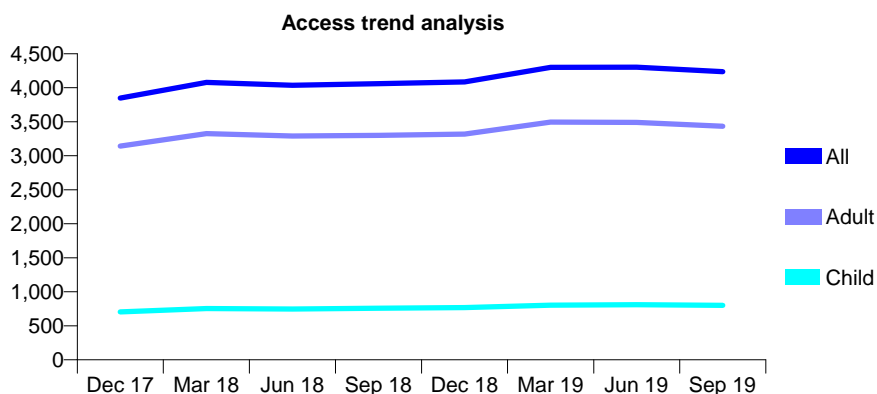
7A3 - Vital Signs At a Glance Contract Report for 100119/0000 - September 2019

Name or company name	Andrew Williams
Contract type name	GDS Contract
Purpose of contract	General
Contract start date	07/04/2016
Contract end date	

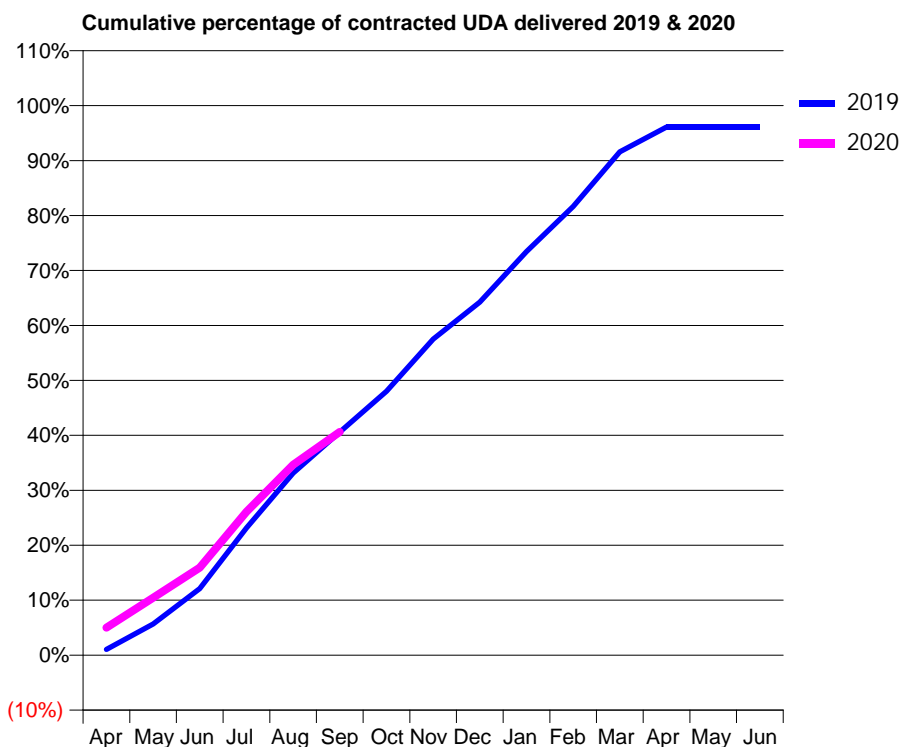
19/20 Contracted general activity (UDA)	12,135
Carry forward general activity (UDA)	0
19/20 Contracted orthodontic activity (UOA)	0
Carry forward orthodontic activity (UOA)	0
Baseline contract value	£303,359.36

ACCESS*

Patients seen in 24 months	Total	Change since previous quarter
Quarter ending September 2018	4,059	
Quarter ending December 2018	4,088	→
Quarter ending March 2019	4,301	↑
Quarter ending June 2019	4,302	→
Quarter ending September 2019	4,237	↓
Variance since September 2018	4.4%	↑



ACTIVITY



Month	Adjusted Scheduled Activity (UDA)	
	2019	2020
April	127	607
May	687	1,269
June	1,472	1,933
July	2,812	3,168
August	4,022	4,206
September	4,924	4,931
October	5,825	
November	6,979	
December	7,797	
January	8,913	
February	9,908	
March	11,113	
April	11,662	
May	11,663	
June	11,664	

QUALITY

	Quantity	Base Number	Contract	LHB	Wales
% of FP17s for the same patient ID Re-attending within 3 months - Children	21	617	3.4%	9.7%	10.7%
% of FP17s for the same patient ID Re-attending within 3 months - Adults	306	2,633	11.6%	13.6%	15.4%
% of FP17s for the same patient ID Re-attending between 3 & 9 months - Children	415	617	67.3%	57.0%	60.1%
% of FP17s for the same patient ID Re-attending between 3 & 9 months - Adults	1,746	2,633	66.3%	53.1%	56.7%
% of FP17s for Band 1 Urgent Courses	186	2,993	6.2%	9.8%	9.1%
% of FP17s Relating to Free Repair or Replacements	16	2,993	0.5%	0.7%	0.7%
% of FP17s Relating to Continuations	2	2,993	0.1%	0.5%	0.6%
% of Patients satisfied with the dentistry they have received	10	10	100.0%	90.8%	93.0%
% of Patients satisfied with the time they had to wait for an appointment	9	10	90.0%	89.0%	87.5%

* This is based on patients treated on this contract for their most recent course of treatment. Figures in italics indicate the base number of FP17s or Patient Questionnaire responses are less than 100. N/A is shown where the base number of responses is less than 10 during the period. % is calculated as Quantity/Base number*100

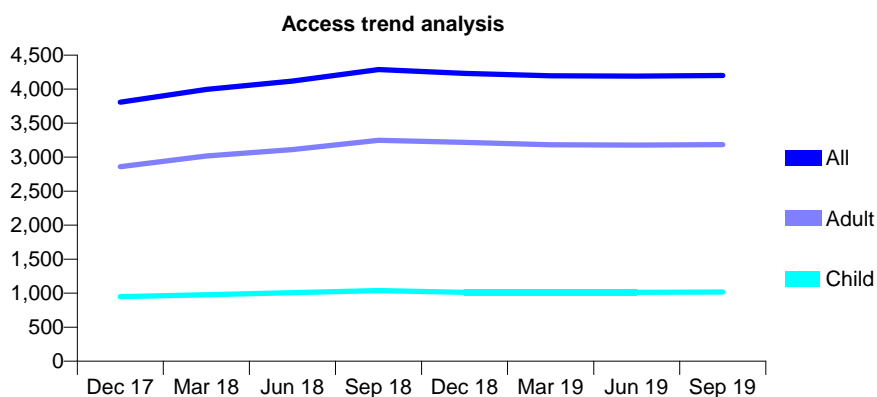
7A3 - Vital Signs At a Glance Contract Report for 100189/0000 - September 2019

Name or company name	Townhill Dental Surgery
Contract type name	GDS Contract
Purpose of contract	General
Contract start date	24/05/2016
Contract end date	

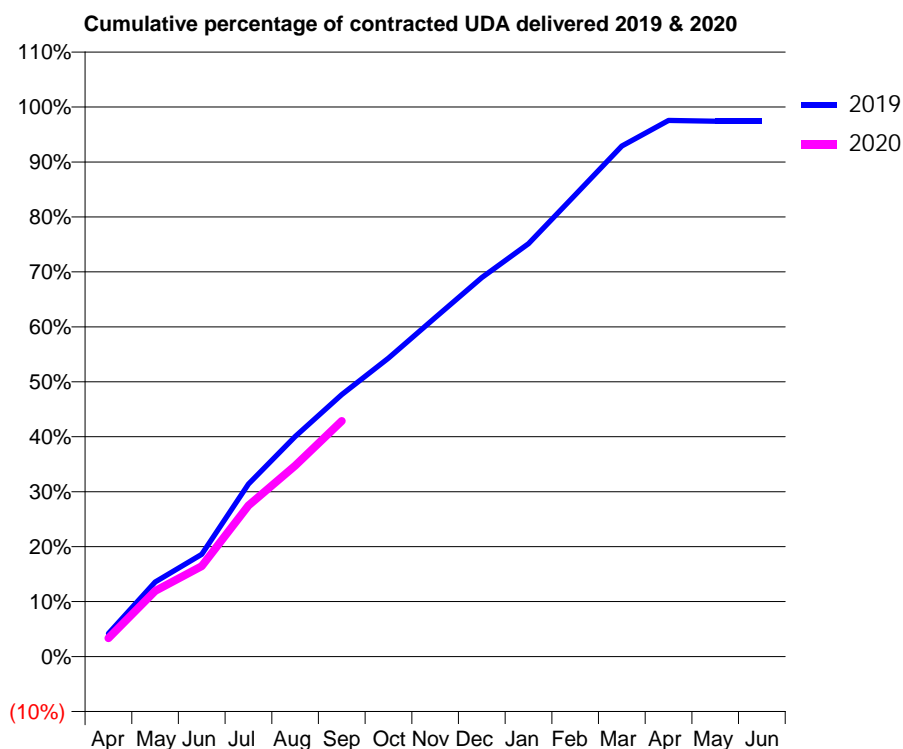
19/20 Contracted general activity (UDA)	14,100
Carry forward general activity (UDA)	0
19/20 Contracted orthodontic activity (UOA)	0
Carry forward orthodontic activity (UOA)	0
Baseline contract value	£360,336.49

ACCESS*

Patients seen in 24 months	Total	Change since previous quarter
Quarter ending September 2018	4,289	
Quarter ending December 2018	4,232	↓
Quarter ending March 2019	4,198	→
Quarter ending June 2019	4,194	→
Quarter ending September 2019	4,203	→
Variance since September 2018	(2.0%)	↓



ACTIVITY



Month	Adjusted Scheduled Activity (UDA)	
	2019	2020
April	591	472
May	1,915	1,682
June	2,621	2,323
July	4,427	3,874
August	5,645	4,900
September	6,721	6,044
October	7,655	
November	8,696	
December	9,721	
January	10,594	
February	11,844	
March	13,098	
April	13,752	
May	13,737	
June	13,736	

QUALITY

	Quantity	Base Number	Contract	LHB	Wales
% of FP17s for the same patient ID Re-attending within 3 months - Children	59	775	7.6%	9.7%	10.7%
% of FP17s for the same patient ID Re-attending within 3 months - Adults	495	2,567	19.3%	13.6%	15.4%
% of FP17s for the same patient ID Re-attending between 3 & 9 months - Children	461	775	59.5%	57.0%	60.1%
% of FP17s for the same patient ID Re-attending between 3 & 9 months - Adults	1,323	2,567	51.5%	53.1%	56.7%
% of FP17s for Band 1 Urgent Courses	364	3,072	11.8%	9.8%	9.1%
% of FP17s Relating to Free Repair or Replacements	60	3,072	2.0%	0.7%	0.7%
% of FP17s Relating to Continuations	14	3,072	0.5%	0.5%	0.6%
% of Patients satisfied with the dentistry they have received	8	8	N/A	90.8%	93.0%
% of Patients satisfied with the time they had to wait for an appointment	6	8	N/A	89.0%	87.5%

* This is based on patients treated on this contract for their most recent course of treatment. Figures in italics indicate the base number of FP17s or Patient Questionnaire responses are less than 100. N/A is shown where the base number of responses is less than 10 during the period. % is calculated as Quantity/Base number*100

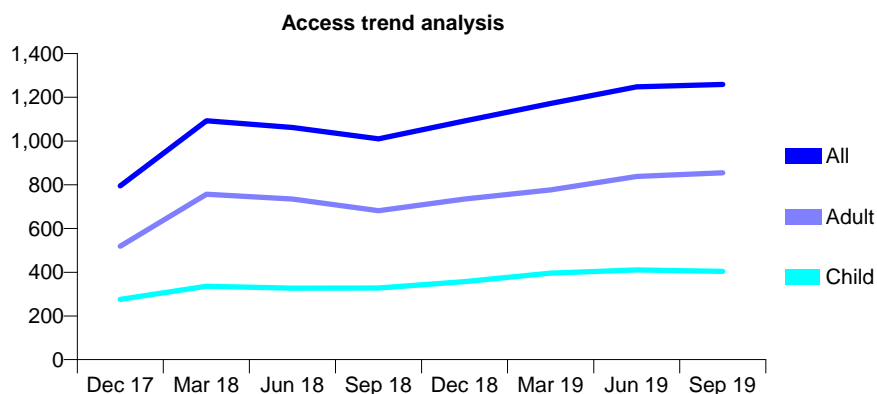
7A3 - Vital Signs At a Glance Contract Report for 100279/0000 - September 2019

Name or company name	Cymmer Dental Practice
Contract type name	GDS Contract
Purpose of contract	General
Contract start date	31/01/2017
Contract end date	

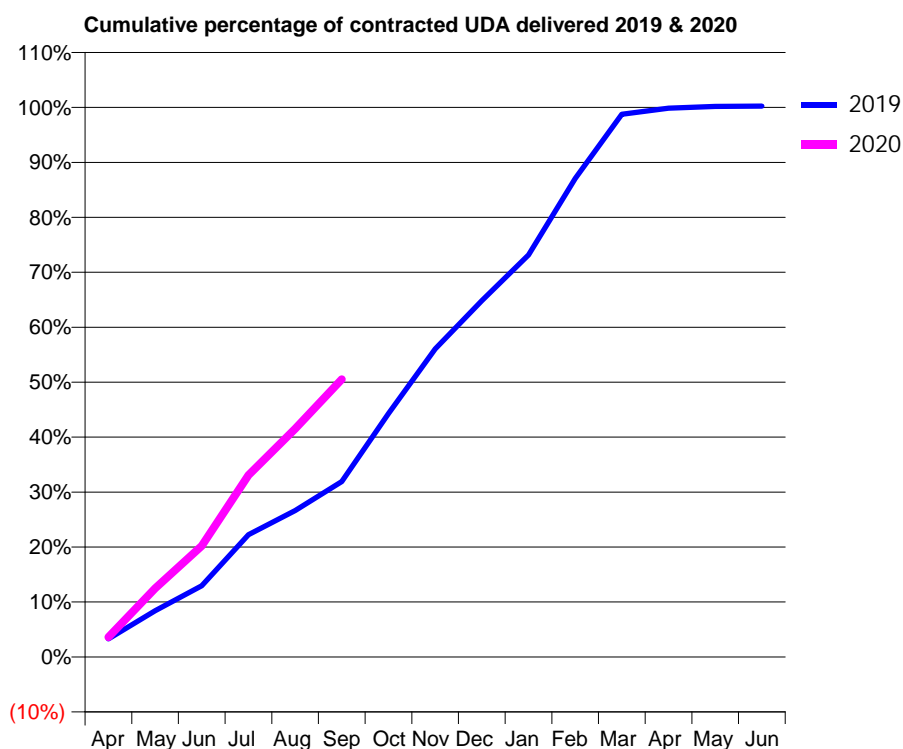
19/20 Contracted general activity (UDA)	3,804
Carry forward general activity (UDA)	0
19/20 Contracted orthodontic activity (UOA)	0
Carry forward orthodontic activity (UOA)	0
Baseline contract value	£95,118.26

ACCESS*

Patients seen in 24 months	Total	Change since previous quarter
Quarter ending September 2018	1,010	
Quarter ending December 2018	1,092	↑
Quarter ending March 2019	1,172	↑
Quarter ending June 2019	1,248	↑
Quarter ending September 2019	1,259	→
Variance since September 2018	24.7%	↑



ACTIVITY



Adjusted Scheduled Activity (UDA)		
Month	2019	2020
April	125	137
May	320	475
June	493	768
July	846	1,258
August	1,014	1,580
September	1,215	1,923
October	1,685	
November	2,133	
December	2,466	
January	2,783	
February	3,313	
March	3,756	
April	3,798	
May	3,810	
June	3,813	

QUALITY

	Quantity	Base Number	Contract	LHB	Wales
% of FP17s for the same patient ID Re-attending within 3 months - Children	14	324	4.3%	9.7%	10.7%
% of FP17s for the same patient ID Re-attending within 3 months - Adults	47	590	8.0%	13.6%	15.4%
% of FP17s for the same patient ID Re-attending between 3 & 9 months - Children	195	324	60.2%	57.0%	60.1%
% of FP17s for the same patient ID Re-attending between 3 & 9 months - Adults	278	590	47.1%	53.1%	56.7%
% of FP17s for Band 1 Urgent Courses	23	894	2.6%	9.8%	9.1%
% of FP17s Relating to Free Repair or Replacements	1	894	0.1%	0.7%	0.7%
% of FP17s Relating to Continuations	11	894	1.2%	0.5%	0.6%
% of Patients satisfied with the dentistry they have received	1	1	N/A	90.8%	93.0%
% of Patients satisfied with the time they had to wait for an appointment	1	1	N/A	89.0%	87.5%

* This is based on patients treated on this contract for their most recent course of treatment.

Figures in italics indicate the base number of FP17s or Patient Questionnaire responses are less than 100. N/A is shown where the base number of responses is less than 10 during the period. % is calculated as Quantity/Base number*100

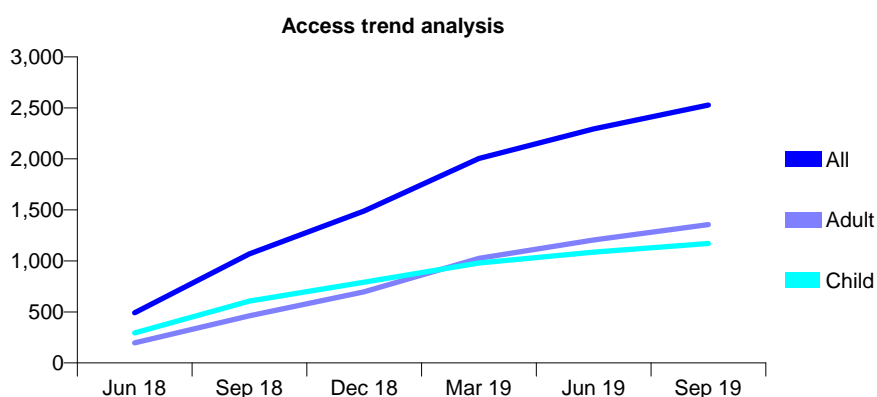
7A3 - Vital Signs At a Glance Contract Report for 100624/0000 - September 2019

Name or company name	Belgrave Dental Centre Ltd
Contract type name	Pilot Contract
Purpose of contract	General
Contract start date	01/04/2018
Contract end date	

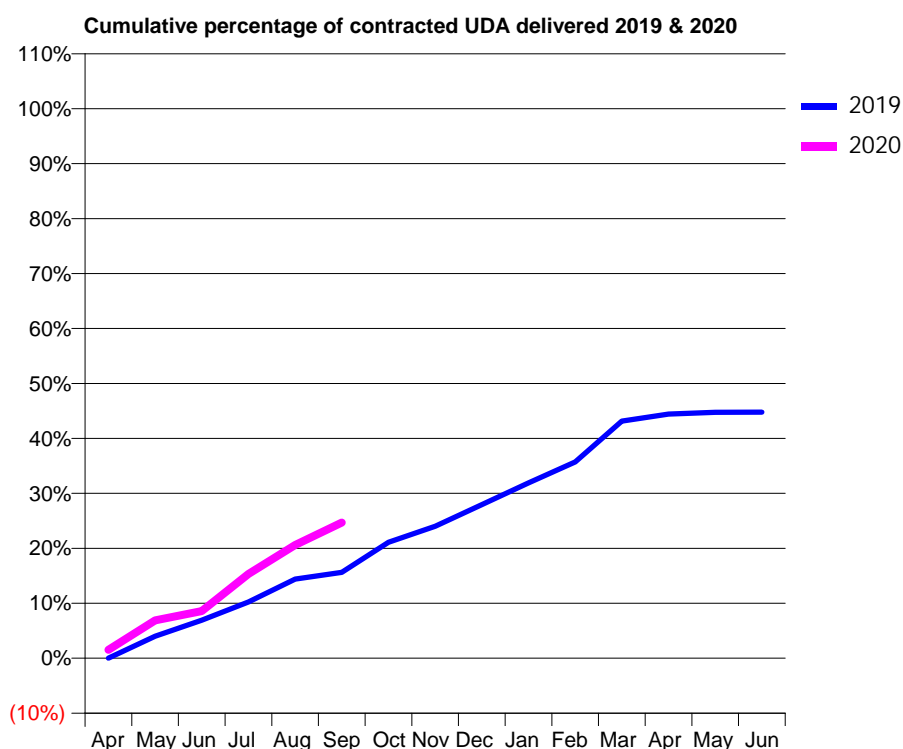
19/20 Contracted general activity (UDA)	11,903
Carry forward general activity (UDA)	0
19/20 Contracted orthodontic activity (UOA)	0
Carry forward orthodontic activity (UOA)	0
Baseline contract value	£318,960.53

ACCESS*

Patients seen in 24 months	Total	Change since previous quarter
Quarter ending September 2018	1,068	
Quarter ending December 2018	1,489	↑
Quarter ending March 2019	2,005	↑
Quarter ending June 2019	2,293	↑
Quarter ending September 2019	2,527	↑
Variance since September 2018	136.6%	↑



ACTIVITY



Month	2019	2020
April	0	184
May	478	822
June	826	1,020
July	1,218	1,826
August	1,714	2,453
September	1,858	2,938
October	2,512	
November	2,859	
December	3,327	
January	3,798	
February	4,251	
March	5,134	
April	5,287	
May	5,326	
June	5,330	

QUALITY

	Quantity	Base Number	Contract	LHB	Wales
% of FP17s for the same patient ID Re-attending within 3 months - Children	40	746	5.4%	9.7%	10.7%
% of FP17s for the same patient ID Re-attending within 3 months - Adults	155	889	17.4%	13.6%	15.4%
% of FP17s for the same patient ID Re-attending between 3 & 9 months - Children	327	746	43.8%	57.0%	60.1%
% of FP17s for the same patient ID Re-attending between 3 & 9 months - Adults	244	889	27.4%	53.1%	56.7%
% of FP17s for Band 1 Urgent Courses	301	1,528	19.7%	9.8%	9.1%
% of FP17s Relating to Free Repair or Replacements	11	1,528	0.7%	0.7%	0.7%
% of FP17s Relating to Continuations	30	1,528	2.0%	0.5%	0.6%
% of Patients satisfied with the dentistry they have received	1	1	N/A	90.8%	93.0%
% of Patients satisfied with the time they had to wait for an appointment	1	1	N/A	89.0%	87.5%

* This is based on patients treated on this contract for their most recent course of treatment.

Figures in italics indicate the base number of FP17s or Patient Questionnaire responses are less than 100. N/A is shown where the base number of responses is less than 10 during the period. % is calculated as Quantity/Base number*100

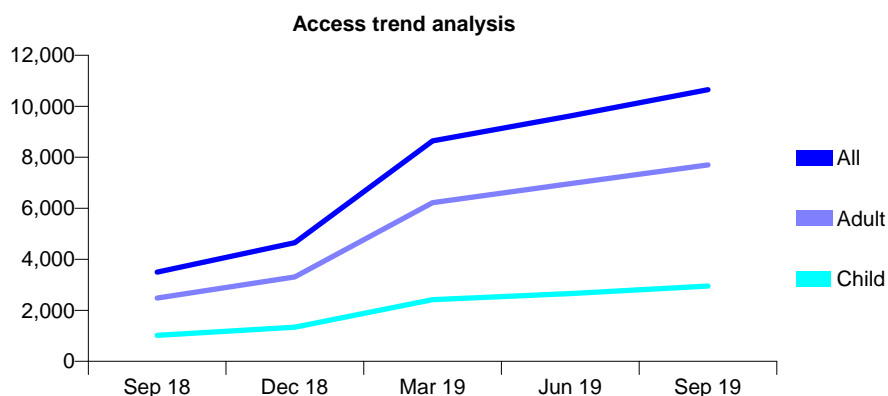
7A3 - Vital Signs At a Glance Contract Report for 100627/0000 - September 2019

Name or company name	Waterfront Dental Centre
Contract type name	Pilot Contract
Purpose of contract	General
Contract start date	01/04/2018
Contract end date	

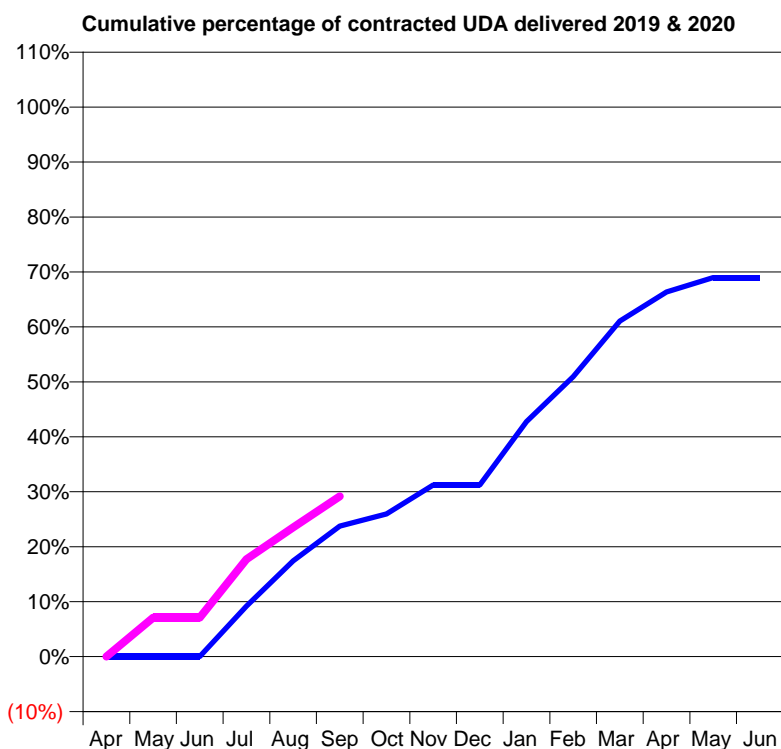
19/20 Contracted general activity (UDA)	34,423
Carry forward general activity (UDA)	0
19/20 Contracted orthodontic activity (UOA)	0
Carry forward orthodontic activity (UOA)	0
Baseline contract value	£904,263.19

ACCESS*

Patients seen in 24 months	Total	Change since previous quarter
Quarter ending September 2018	3,497	
Quarter ending December 2018	4,652	↑
Quarter ending March 2019	8,638	↑
Quarter ending June 2019	9,624	↑
Quarter ending September 2019	10,649	↑
Variance since September 2018	204.5%	↑



ACTIVITY



Month	Adjusted Scheduled Activity (UDA)	
	2019	2020
April	0	0
May	0	2,444
June	0	2,444
July	3,164	6,105
August	5,999	8,098
September	8,172	10,040
October	8,932	
November	10,755	
December	10,755	
January	14,726	
February	17,534	
March	21,010	
April	22,840	
May	23,742	
June	23,742	

QUALITY

	Quantity	Base Number	Contract	LHB	Wales
% of FP17s for the same patient ID Re-attending within 3 months - Children	171	2,000	8.6%	9.7%	10.7%
% of FP17s for the same patient ID Re-attending within 3 months - Adults	827	5,565	14.9%	13.6%	15.4%
% of FP17s for the same patient ID Re-attending between 3 & 9 months - Children	700	2,000	35.0%	57.0%	60.1%
% of FP17s for the same patient ID Re-attending between 3 & 9 months - Adults	2,072	5,565	37.2%	53.1%	56.7%
% of FP17s for Band 1 Urgent Courses	1,583	5,793	27.3%	9.8%	9.1%
% of FP17s Relating to Free Repair or Replacements	54	5,793	0.9%	0.7%	0.7%
% of FP17s Relating to Continuations	0	5,793	0.0%	0.5%	0.6%
% of Patients satisfied with the dentistry they have received	5	5	N/A	90.8%	93.0%
% of Patients satisfied with the time they had to wait for an appointment	5	5	N/A	89.0%	87.5%

* This is based on patients treated on this contract for their most recent course of treatment. Figures in italics indicate the base number of FP17s or Patient Questionnaire responses are less than 100. N/A is shown where the base number of responses is less than 10 during the period. % is calculated as Quantity/Base number*100

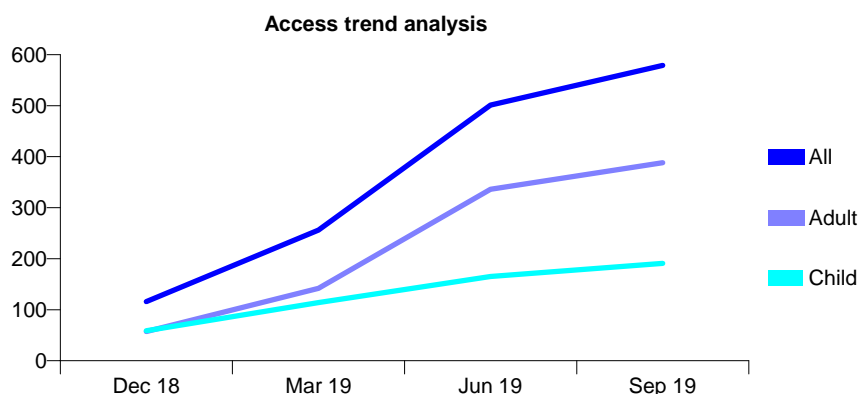
7A3 - Vital Signs At a Glance Contract Report for 100854/0000 - September 2019

Name or company name	MISS AE WALKER
Contract type name	GDS Contract
Purpose of contract	General
Contract start date	02/09/2018
Contract end date	

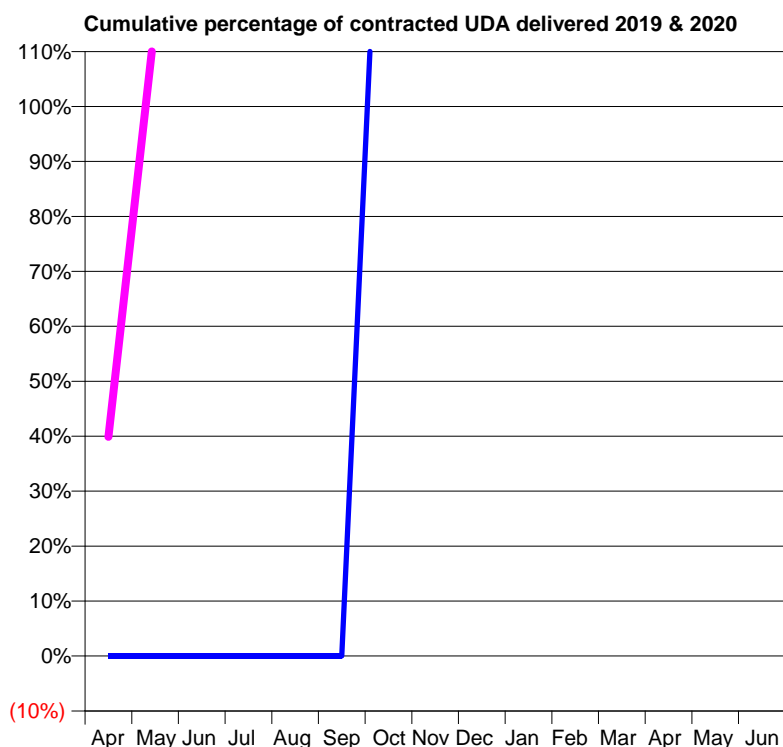
19/20 Contracted general activity (UDA)	180
Carry forward general activity (UDA)	0
19/20 Contracted orthodontic activity (UOA)	0
Carry forward orthodontic activity (UOA)	0
Baseline contract value	£9,385.43

ACCESS*

Patients seen in 24 months	Total	Change since previous quarter
Quarter ending September 2018	0	
Quarter ending December 2018	116	↑
Quarter ending March 2019	256	↑
Quarter ending June 2019	501	↑
Quarter ending September 2019	579	↑
Variance since September 2018	N/A	



ACTIVITY



Month	Adjusted Scheduled Activity (UDA)	
	2019	2020
April	0	72
May	0	208
June	0	489
July	0	711
August	0	852
September	0	1,031
October	191	
November	187	
December	213	
January	357	
February	473	
March	522	
April	825	
May	825	
June	833	

QUALITY

	Quantity	Base Number	Contract	LHB	Wales
% of FP17s for the same patient ID Re-attending within 3 months - Children	11	186	5.9%	9.7%	10.7%
% of FP17s for the same patient ID Re-attending within 3 months - Adults	31	378	8.2%	13.6%	15.4%
% of FP17s for the same patient ID Re-attending between 3 & 9 months - Children	62	186	33.3%	57.0%	60.1%
% of FP17s for the same patient ID Re-attending between 3 & 9 months - Adults	73	378	19.3%	53.1%	56.7%
% of FP17s for Band 1 Urgent Courses	45	408	11.0%	9.8%	9.1%
% of FP17s Relating to Free Repair or Replacements	0	408	0.0%	0.7%	0.7%
% of FP17s Relating to Continuations	0	408	0.0%	0.5%	0.6%
% of Patients satisfied with the dentistry they have received	0	0	N/A	90.8%	93.0%
% of Patients satisfied with the time they had to wait for an appointment	0	0	N/A	89.0%	87.5%

* This is based on patients treated on this contract for their most recent course of treatment. Figures in italics indicate the base number of FP17s or Patient Questionnaire responses are less than 100. N/A is shown where the base number of responses is less than 10 during the period. % is calculated as Quantity/Base number*100

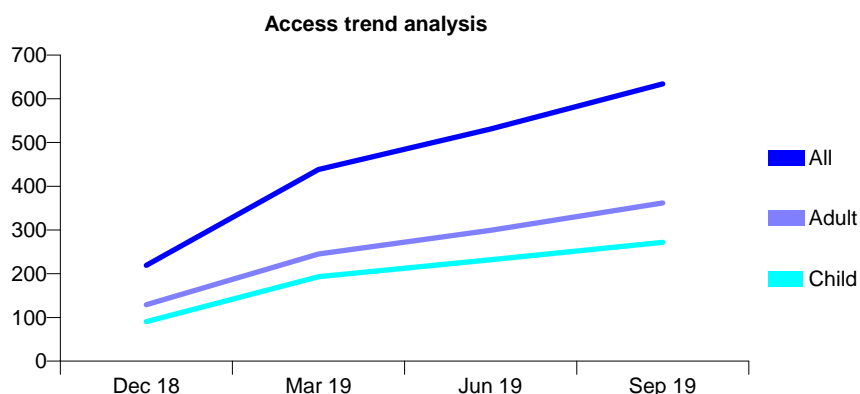
7A3 - Vital Signs At a Glance Contract Report for 100855/0000 - September 2019

Name or company name	MISS AE WALKER
Contract type name	GDS Contract
Purpose of contract	General
Contract start date	02/09/2018
Contract end date	

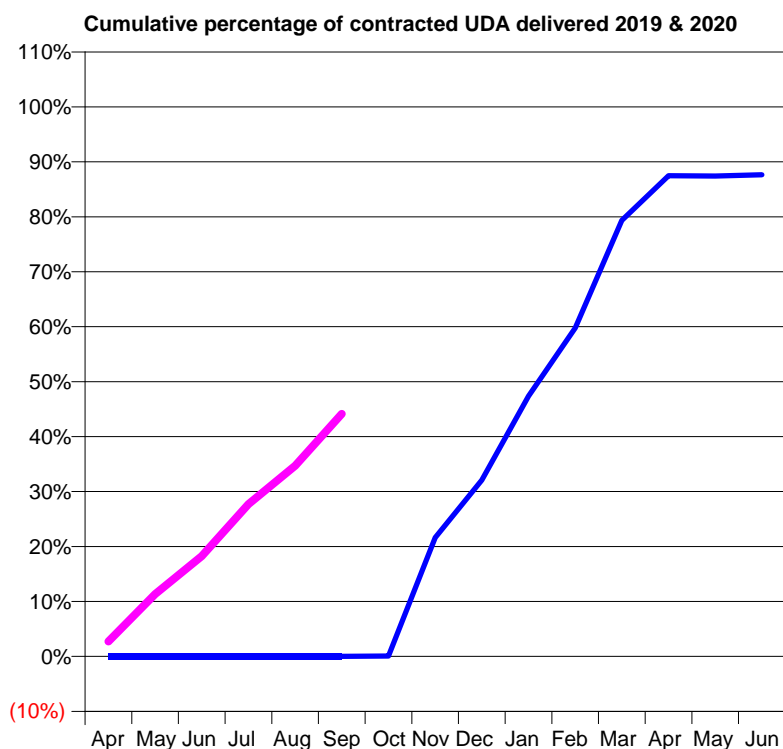
19/20 Contracted general activity (UDA)	2,138
Carry forward general activity (UDA)	0
19/20 Contracted orthodontic activity (UOA)	0
Carry forward orthodontic activity (UOA)	0
Baseline contract value	£55,470.86

ACCESS*

Patients seen in 24 months	Total	Change since previous quarter
Quarter ending September 2018	0	
Quarter ending December 2018	219	↑
Quarter ending March 2019	438	↑
Quarter ending June 2019	531	↑
Quarter ending September 2019	634	↑
Variance since September 2018	N/A	



ACTIVITY



Month	Adjusted Scheduled Activity (UDA)	
	2019	2020
April	0	59
May	0	243
June	0	391
July	0	593
August	0	742
September	0	944
October	1	
November	269	
December	398	
January	588	
February	742	
March	985	
April	1,086	
May	1,085	
June	1,088	

QUALITY

	Quantity	Base Number	Contract	LHB	Wales
% of FP17s for the same patient ID Re-attending within 3 months - Children	16	222	7.2%	9.7%	10.7%
% of FP17s for the same patient ID Re-attending within 3 months - Adults	47	298	15.8%	13.6%	15.4%
% of FP17s for the same patient ID Re-attending between 3 & 9 months - Children	85	222	38.3%	57.0%	60.1%
% of FP17s for the same patient ID Re-attending between 3 & 9 months - Adults	116	298	38.9%	53.1%	56.7%
% of FP17s for Band 1 Urgent Courses	43	477	9.0%	9.8%	9.1%
% of FP17s Relating to Free Repair or Replacements	2	477	0.4%	0.7%	0.7%
% of FP17s Relating to Continuations	0	477	0.0%	0.5%	0.6%
% of Patients satisfied with the dentistry they have received	0	0	N/A	90.8%	93.0%
% of Patients satisfied with the time they had to wait for an appointment	0	0	N/A	89.0%	87.5%

* This is based on patients treated on this contract for their most recent course of treatment. Figures in italics indicate the base number of FP17s or Patient Questionnaire responses are less than 100. N/A is shown where the base number of responses is less than 10 during the period. % is calculated as Quantity/Base number*100

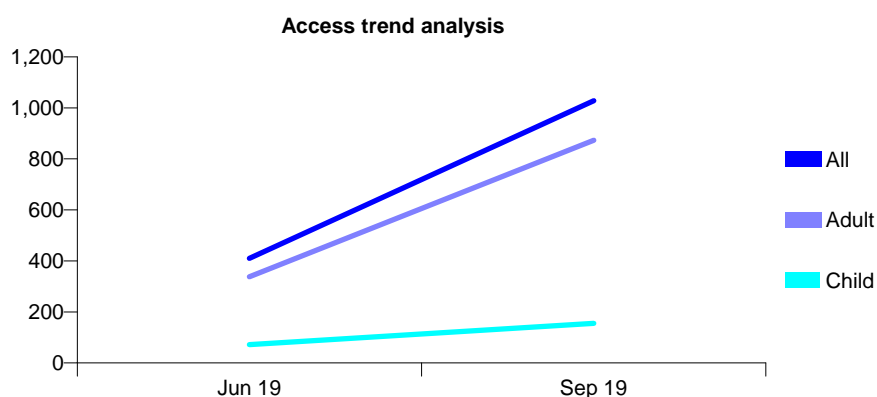
7A3 - Vital Signs At a Glance Contract Report for 100955/0000 - September 2019

Name or company name	Dunes Care Ltd
Contract type name	Pilot Contract
Purpose of contract	General
Contract start date	01/01/2019
Contract end date	

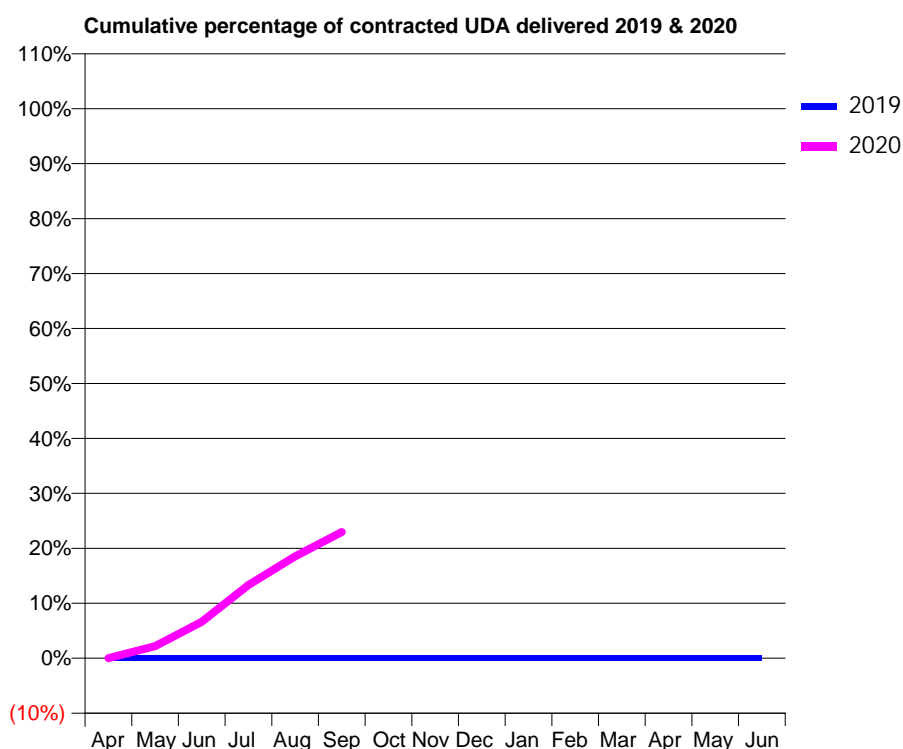
19/20 Contracted general activity (UDA)	12,500
Carry forward general activity (UDA)	0
19/20 Contracted orthodontic activity (UOA)	0
Carry forward orthodontic activity (UOA)	0
Baseline contract value	£322,250.00

ACCESS*

Patients seen in 24 months	Total	Change since previous quarter
Quarter ending September 2018	0	
Quarter ending December 2018	0	
Quarter ending March 2019	0	
Quarter ending June 2019	410	↑
Quarter ending September 2019	1,028	↑
Variance since September 2018	N/A	



ACTIVITY



Month	Adjusted Scheduled Activity (UDA)	
	2019	2020
April	0	0
May	0	274
June	0	831
July	0	1,667
August	0	2,315
September	0	2,870
October	0	
November	0	
December	0	
January	0	
February	0	
March	0	
April	0	
May	0	
June	0	

QUALITY

	Quantity	Base Number	Contract	LHB	Wales
% of FP17s for the same patient ID Re-attending within 3 months - Children	11	172	6.4%	9.7%	10.7%
% of FP17s for the same patient ID Re-attending within 3 months - Adults	53	937	5.7%	13.6%	15.4%
% of FP17s for the same patient ID Re-attending between 3 & 9 months - Children	1	172	0.6%	57.0%	60.1%
% of FP17s for the same patient ID Re-attending between 3 & 9 months - Adults	5	937	0.5%	53.1%	56.7%
% of FP17s for Band 1 Urgent Courses	271	1,109	24.4%	9.8%	9.1%
% of FP17s Relating to Free Repair or Replacements	0	1,109	0.0%	0.7%	0.7%
% of FP17s Relating to Continuations	1	1,109	0.1%	0.5%	0.6%
% of Patients satisfied with the dentistry they have received	2	2	N/A	90.8%	93.0%
% of Patients satisfied with the time they had to wait for an appointment	2	2	N/A	89.0%	87.5%

* This is based on patients treated on this contract for their most recent course of treatment.

Figures in italics indicate the base number of FP17s or Patient Questionnaire responses are less than 100. N/A is shown where the base number of responses is less than 10 during the period. % is calculated as Quantity/Base number*100

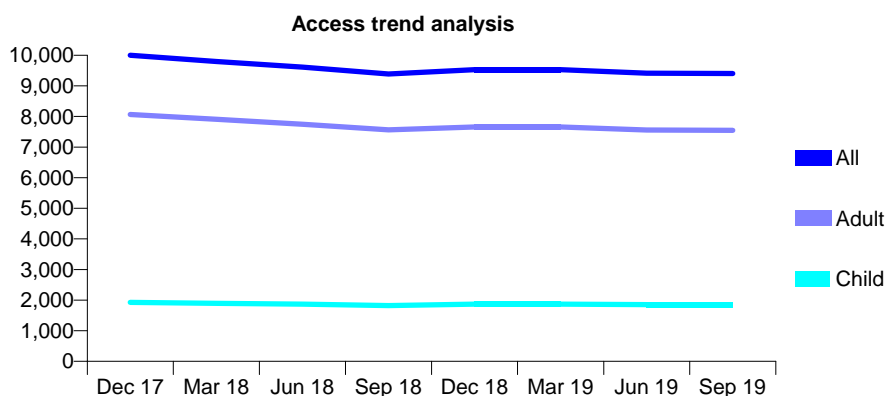
7A3 - Vital Signs At a Glance Contract Report for 101370/0066 - September 2019

Name or company name	Petrie Tucker & Partners Ltd
Contract type name	GDS Contract
Purpose of contract	General
Contract start date	01/04/2006
Contract end date	

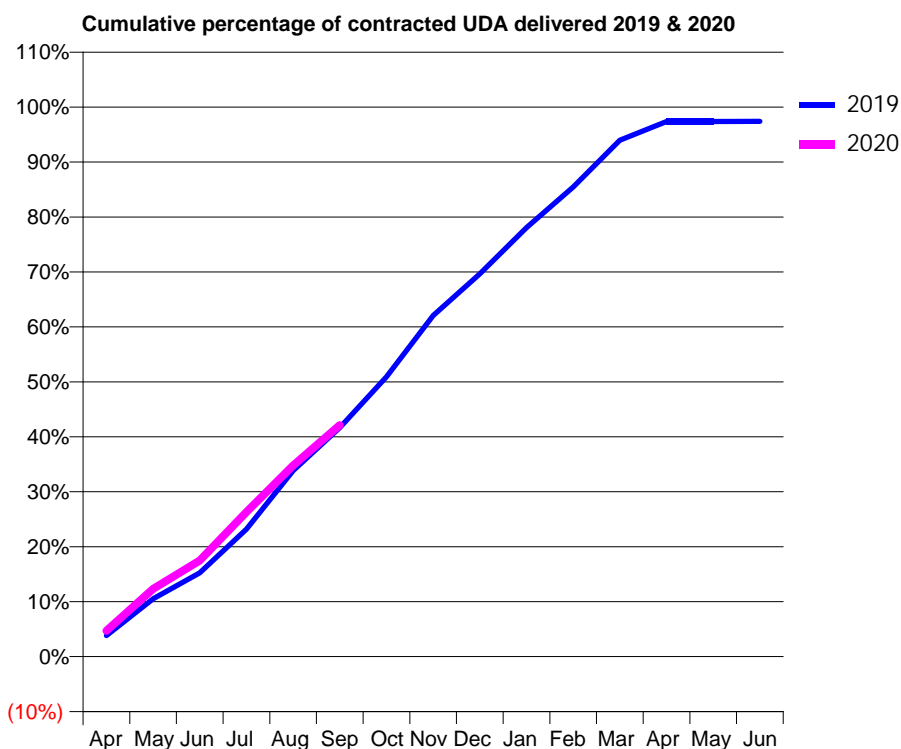
19/20 Contracted general activity (UDA)	24,190
Carry forward general activity (UDA)	0
19/20 Contracted orthodontic activity (UOA)	0
Carry forward orthodontic activity (UOA)	0
Baseline contract value	£604,832.83

ACCESS*

Patients seen in 24 months	Total	Change since previous quarter
Quarter ending September 2018	9,386	
Quarter ending December 2018	9,532	→
Quarter ending March 2019	9,530	→
Quarter ending June 2019	9,413	↓
Quarter ending September 2019	9,404	→
Variance since September 2018	0.2%	→



ACTIVITY



Month	Adjusted Scheduled Activity (UDA)	
	2019	2020
April	923	1,138
May	2,545	2,984
June	3,687	4,229
July	5,608	6,367
August	8,191	8,415
September	10,076	10,189
October	12,316	
November	15,015	
December	16,847	
January	18,881	
February	20,674	
March	22,732	
April	23,553	
May	23,553	
June	23,559	

QUALITY

	Quantity	Base Number	Contract	LHB	Wales
% of FP17s for the same patient ID Re-attending within 3 months - Children	67	1,324	5.1%	9.7%	10.7%
% of FP17s for the same patient ID Re-attending within 3 months - Adults	451	5,049	8.9%	13.6%	15.4%
% of FP17s for the same patient ID Re-attending between 3 & 9 months - Children	737	1,324	55.7%	57.0%	60.1%
% of FP17s for the same patient ID Re-attending between 3 & 9 months - Adults	2,895	5,049	57.3%	53.1%	56.7%
% of FP17s for Band 1 Urgent Courses	261	5,967	4.4%	9.8%	9.1%
% of FP17s Relating to Free Repair or Replacements	40	5,967	0.7%	0.7%	0.7%
% of FP17s Relating to Continuations	49	5,967	0.8%	0.5%	0.6%
% of Patients satisfied with the dentistry they have received	12	14	85.7%	90.8%	93.0%
% of Patients satisfied with the time they had to wait for an appointment	11	14	78.6%	89.0%	87.5%

* This is based on patients treated on this contract for their most recent course of treatment. Figures in italics indicate the base number of FP17s or Patient Questionnaire responses are less than 100. N/A is shown where the base number of responses is less than 10 during the period. % is calculated as Quantity/Base number*100

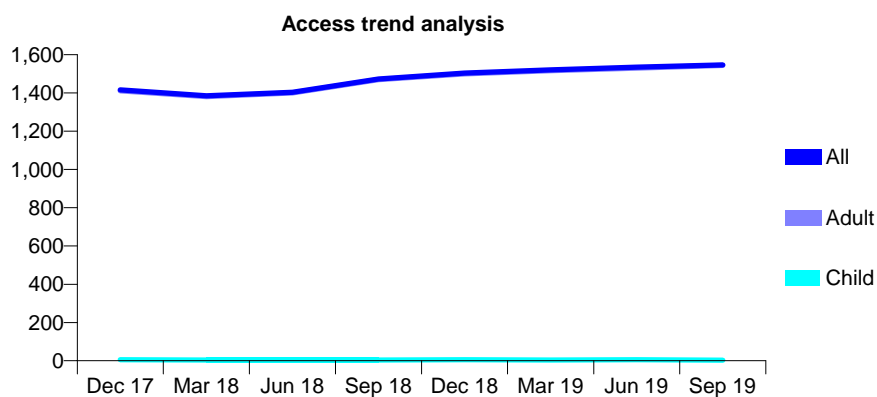
7A3 - Vital Signs At a Glance Contract Report for 103659/0002 - September 2019

Name or company name	Belgrave Dental Centre Ltd
Contract type name	GDS Contract
Purpose of contract	General
Contract start date	01/04/2009
Contract end date	

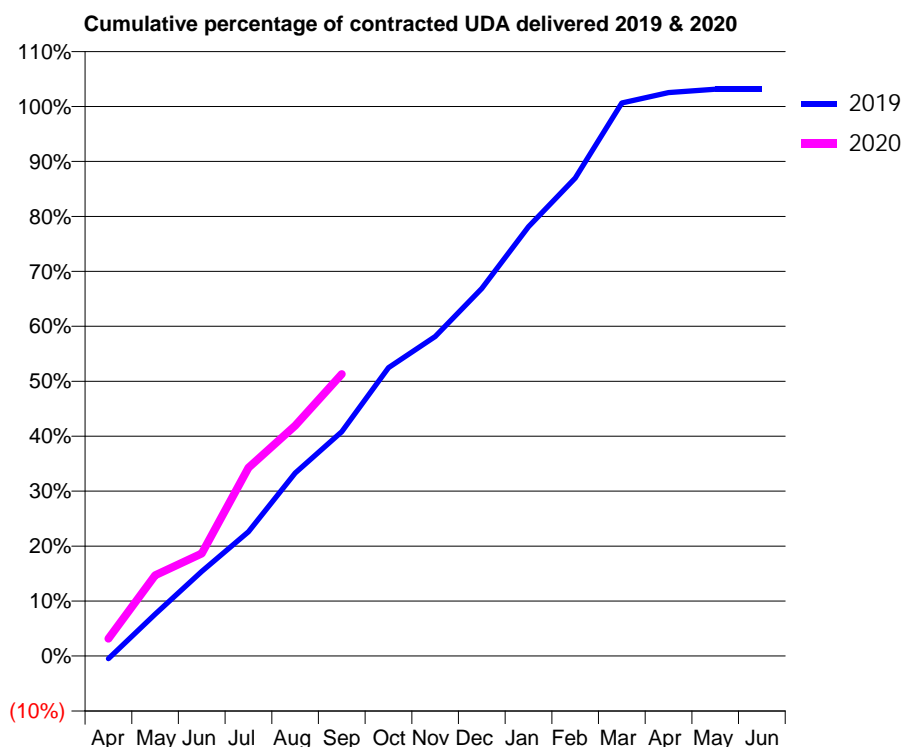
19/20 Contracted general activity (UDA)	2,050
Carry forward general activity (UDA)	0
19/20 Contracted orthodontic activity (UOA)	0
Carry forward orthodontic activity (UOA)	0
Baseline contract value	£107,113.92

ACCESS*

Patients seen in 24 months	Total	Change since previous quarter
Quarter ending September 2018	1,473	
Quarter ending December 2018	1,504	↑
Quarter ending March 2019	1,521	→
Quarter ending June 2019	1,535	→
Quarter ending September 2019	1,547	→
Variance since September 2018	5.0%	↑



ACTIVITY



Month	Adjusted Scheduled Activity (UDA)	
	2019	2020
April	-10	65
May	156	301
June	316	382
July	464	703
August	683	859
September	837	1,052
October	1,076	
November	1,192	
December	1,371	
January	1,602	
February	1,783	
March	2,063	
April	2,102	
May	2,114	
June	2,114	

QUALITY

	Quantity	Base Number	Contract	LHB	Wales
% of FP17s for the same patient ID Re-attending within 3 months - Children	0	1	0.0%	9.7%	10.7%
% of FP17s for the same patient ID Re-attending within 3 months - Adults	37	798	4.6%	13.6%	15.4%
% of FP17s for the same patient ID Re-attending between 3 & 9 months - Children	0	1	0.0%	57.0%	60.1%
% of FP17s for the same patient ID Re-attending between 3 & 9 months - Adults	398	798	49.9%	53.1%	56.7%
% of FP17s for Band 1 Urgent Courses	15	762	2.0%	9.8%	9.1%
% of FP17s Relating to Free Repair or Replacements	0	762	0.0%	0.7%	0.7%
% of FP17s Relating to Continuations	3	762	0.4%	0.5%	0.6%
% of Patients satisfied with the dentistry they have received	1	1	N/A	90.8%	93.0%
% of Patients satisfied with the time they had to wait for an appointment	0	1	N/A	89.0%	87.5%

* This is based on patients treated on this contract for their most recent course of treatment.

Figures in italics indicate the base number of FP17s or Patient Questionnaire responses are less than 100. N/A is shown where the base number of responses is less than 10 during the period. % is calculated as Quantity/Base number*100

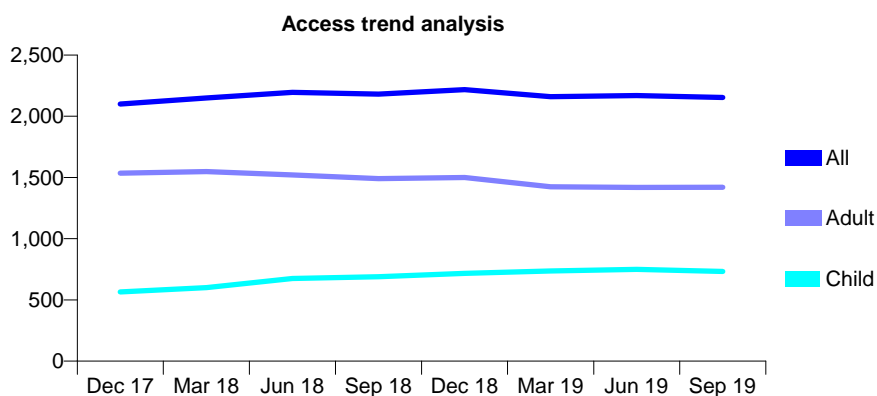
7A3 - Vital Signs At a Glance Contract Report for 103659/0004 - September 2019

Name or company name	Belgrave Dental Centre Ltd
Contract type name	Pilot Contract
Purpose of contract	General
Contract start date	01/04/2013
Contract end date	

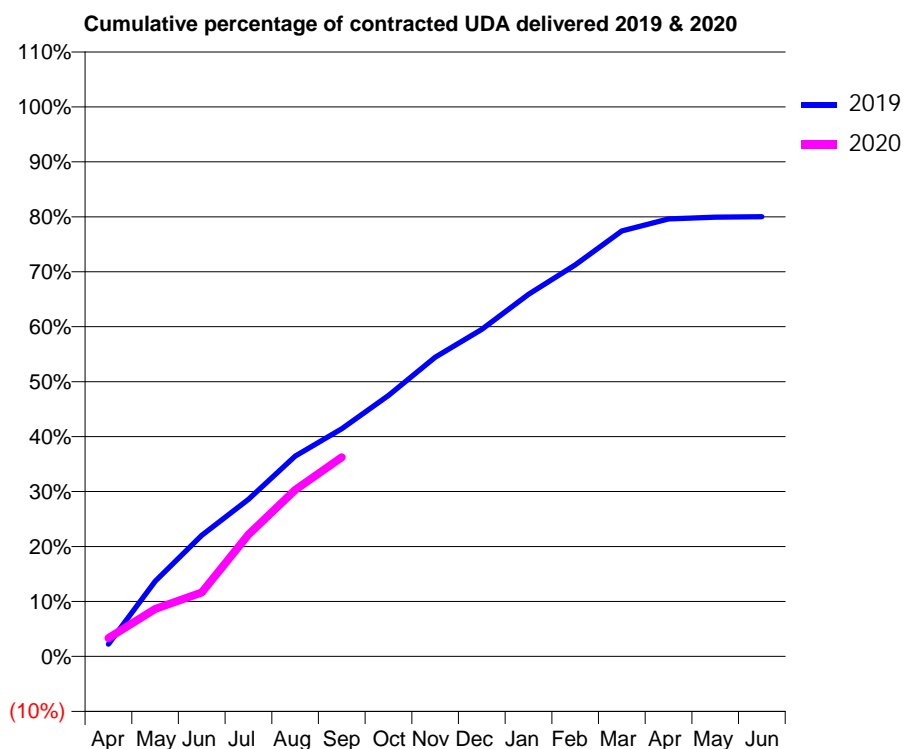
19/20 Contracted general activity (UDA)	7,627
Carry forward general activity (UDA)	0
19/20 Contracted orthodontic activity (UOA)	0
Carry forward orthodontic activity (UOA)	0
Baseline contract value	£190,660.26

ACCESS*

Patients seen in 24 months	Total	Change since previous quarter
Quarter ending September 2018	2,181	
Quarter ending December 2018	2,217	→
Quarter ending March 2019	2,161	↓
Quarter ending June 2019	2,169	→
Quarter ending September 2019	2,153	→
Variance since September 2018	(1.3%)	↓



ACTIVITY



Month	2019	2020
April	171	255
May	1,042	659
June	1,681	888
July	2,179	1,692
August	2,782	2,312
September	3,160	2,763
October	3,622	
November	4,152	
December	4,539	
January	5,026	
February	5,433	
March	5,904	
April	6,072	
May	6,096	
June	6,103	

QUALITY

	Quantity	Base Number	Contract	LHB	Wales
% of FP17s for the same patient ID Re-attending within 3 months - Children	29	443	6.5%	9.7%	10.7%
% of FP17s for the same patient ID Re-attending within 3 months - Adults	160	1,005	15.9%	13.6%	15.4%
% of FP17s for the same patient ID Re-attending between 3 & 9 months - Children	191	443	43.1%	57.0%	60.1%
% of FP17s for the same patient ID Re-attending between 3 & 9 months - Adults	433	1,005	43.1%	53.1%	56.7%
% of FP17s for Band 1 Urgent Courses	172	1,361	12.6%	9.8%	9.1%
% of FP17s Relating to Free Repair or Replacements	13	1,361	1.0%	0.7%	0.7%
% of FP17s Relating to Continuations	22	1,361	1.6%	0.5%	0.6%
% of Patients satisfied with the dentistry they have received	4	5	N/A	90.8%	93.0%
% of Patients satisfied with the time they had to wait for an appointment	5	5	N/A	89.0%	87.5%

* This is based on patients treated on this contract for their most recent course of treatment. Figures in italics indicate the base number of FP17s or Patient Questionnaire responses are less than 100. N/A is shown where the base number of responses is less than 10 during the period. % is calculated as Quantity/Base number*100

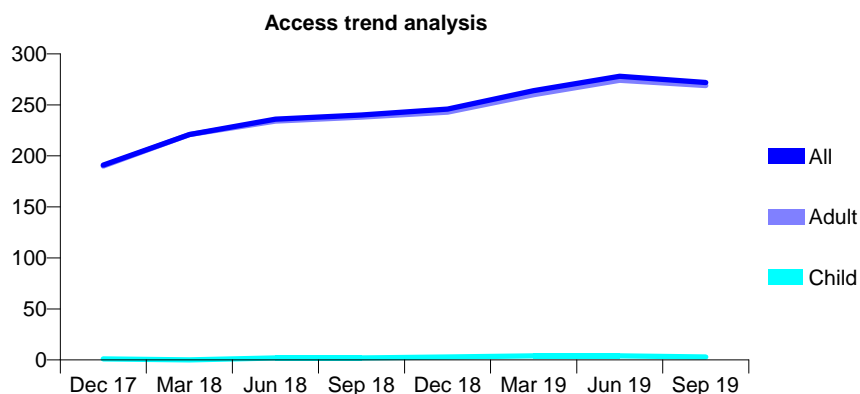
7A3 - Vital Signs At a Glance Contract Report for 114413/0001 - September 2019

Name or company name	Parkway Clinic
Contract type name	GDS Contract
Purpose of contract	General
Contract start date	01/04/2009
Contract end date	

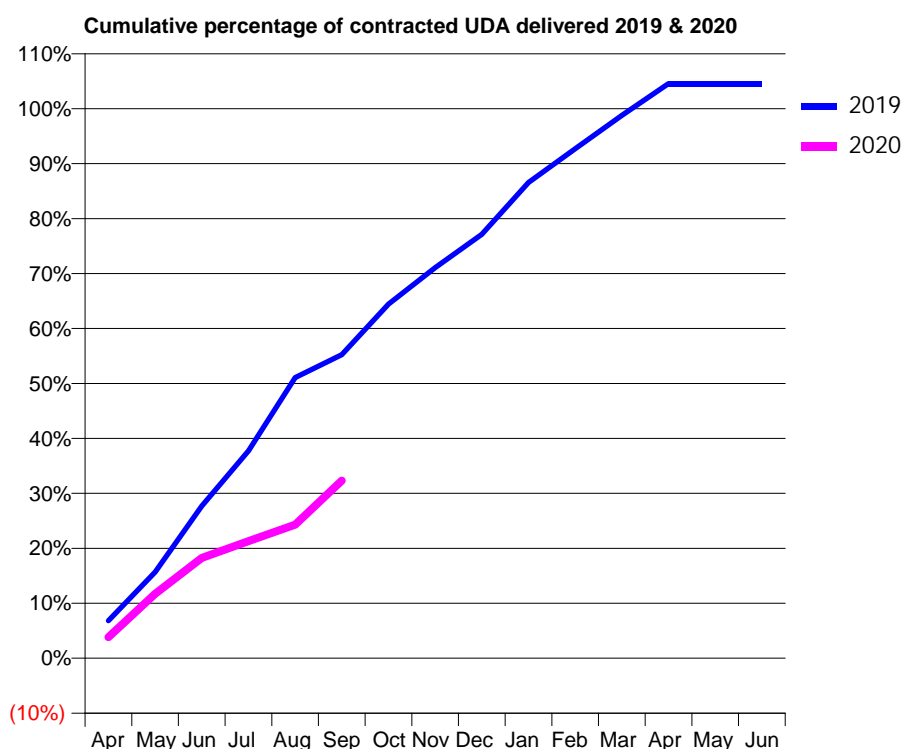
19/20 Contracted general activity (UDA)	1,535
Carry forward general activity (UDA)	0
19/20 Contracted orthodontic activity (UOA)	0
Carry forward orthodontic activity (UOA)	0
Baseline contract value	£82,503.55

ACCESS*

Patients seen in 24 months	Total	Change since previous quarter
Quarter ending September 2018	240	
Quarter ending December 2018	246	↑
Quarter ending March 2019	264	↑
Quarter ending June 2019	278	↑
Quarter ending September 2019	272	↓
Variance since September 2018	13.3%	↑



ACTIVITY



Adjusted Scheduled Activity (UDA)		
Month	2019	2020
April	105	59
May	241	180
June	425	280
July	579	327
August	784	373
September	848	496
October	989	
November	1,091	
December	1,184	
January	1,329	
February	1,423	
March	1,516	
April	1,605	
May	1,605	
June	1,605	

QUALITY

	Quantity	Base Number	Contract	LHB	Wales
% of FP17s for the same patient ID Re-attending within 3 months - Children	0	0	N/A	9.7%	10.7%
% of FP17s for the same patient ID Re-attending within 3 months - Adults	4	217	1.8%	13.6%	15.4%
% of FP17s for the same patient ID Re-attending between 3 & 9 months - Children	0	0	N/A	57.0%	60.1%
% of FP17s for the same patient ID Re-attending between 3 & 9 months - Adults	5	217	2.3%	53.1%	56.7%
% of FP17s for Band 1 Urgent Courses	0	180	0.0%	9.8%	9.1%
% of FP17s Relating to Free Repair or Replacements	0	180	0.0%	0.7%	0.7%
% of FP17s Relating to Continuations	0	180	0.0%	0.5%	0.6%
% of Patients satisfied with the dentistry they have received	2	2	N/A	90.8%	93.0%
% of Patients satisfied with the time they had to wait for an appointment	1	2	N/A	89.0%	87.5%

* This is based on patients treated on this contract for their most recent course of treatment.

Figures in italics indicate the base number of FP17s or Patient Questionnaire responses are less than 100. N/A is shown where the base number of responses is less than 10 during the period. % is calculated as Quantity/Base number*100

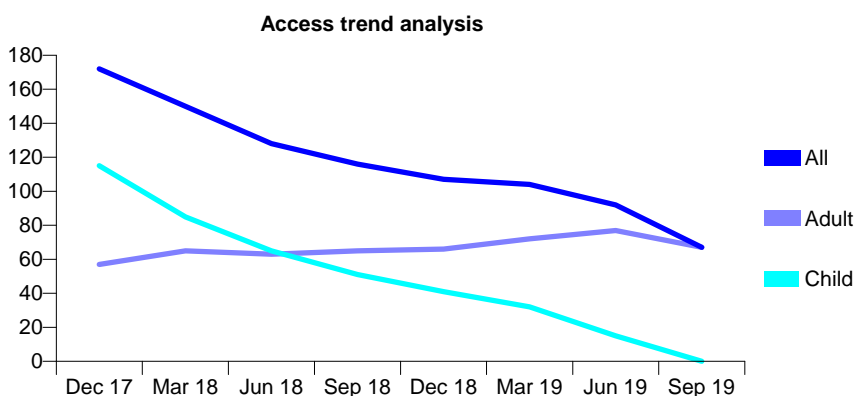
7A3 - Vital Signs At a Glance Contract Report for 114413/0002 - September 2019

Name or company name	Parkway Clinic
Contract type name	PDS Contract
Purpose of contract	General
Contract start date	01/04/2013
Contract end date	31/03/2020

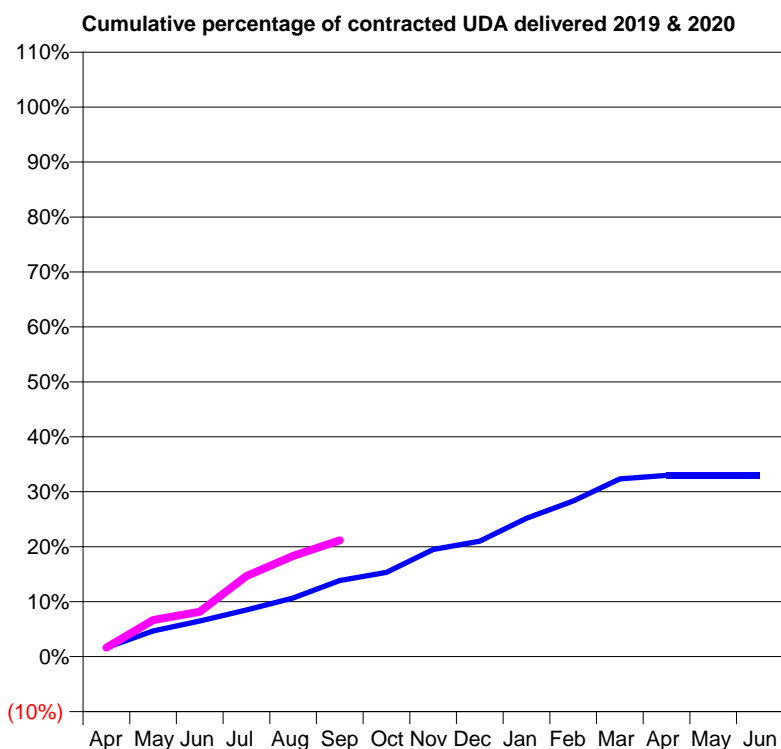
19/20 Contracted general activity (UDA)	600
Carry forward general activity (UDA)	0
19/20 Contracted orthodontic activity (UOA)	0
Carry forward orthodontic activity (UOA)	0
Baseline contract value	£34,661.17

ACCESS*

Patients seen in 24 months	Total	Change since previous quarter
Quarter ending September 2018	116	
Quarter ending December 2018	107	↓
Quarter ending March 2019	104	↓
Quarter ending June 2019	92	↓
Quarter ending September 2019	67	↓
Variance since September 2018	(42.2%)	↓



ACTIVITY



Month	Adjusted Scheduled Activity (UDA)	
	2019	2020
April	10	10
May	28	40
June	39	49
July	51	88
August	64	110
September	83	127
October	92	
November	117	
December	126	
January	151	
February	170	
March	194	
April	198	
May	198	
June	198	

QUALITY

	Quantity	Base Number	Contract	LHB	Wales
% of FP17s for the same patient ID Re-attending within 3 months - Children	0	0	N/A	9.7%	10.7%
% of FP17s for the same patient ID Re-attending within 3 months - Adults	0	50	0.0%	13.6%	15.4%
% of FP17s for the same patient ID Re-attending between 3 & 9 months - Children	0	0	N/A	57.0%	60.1%
% of FP17s for the same patient ID Re-attending between 3 & 9 months - Adults	0	50	0.0%	53.1%	56.7%
% of FP17s for Band 1 Urgent Courses	0	47	0.0%	9.8%	9.1%
% of FP17s Relating to Free Repair or Replacements	0	47	0.0%	0.7%	0.7%
% of FP17s Relating to Continuations	0	47	0.0%	0.5%	0.6%
% of Patients satisfied with the dentistry they have received	0	0	N/A	90.8%	93.0%
% of Patients satisfied with the time they had to wait for an appointment	0	0	N/A	89.0%	87.5%

* This is based on patients treated on this contract for their most recent course of treatment. Figures in italics indicate the base number of FP17s or Patient Questionnaire responses are less than 100. N/A is shown where the base number of responses is less than 10 during the period. % is calculated as Quantity/Base number*100

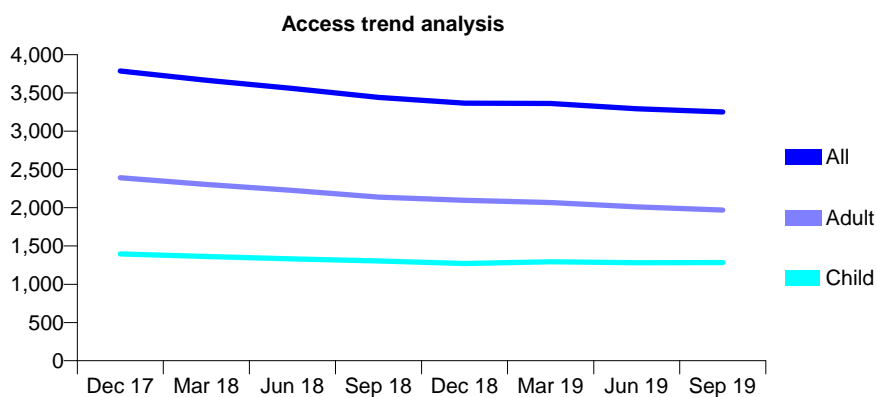
7A3 - Vital Signs At a Glance Contract Report for 117234/0001 - September 2019

Name or company name	Cwmtawe Dental Practice Ltd
Contract type name	GDS Contract
Purpose of contract	General and Orthodontic
Contract start date	01/04/2008
Contract end date	

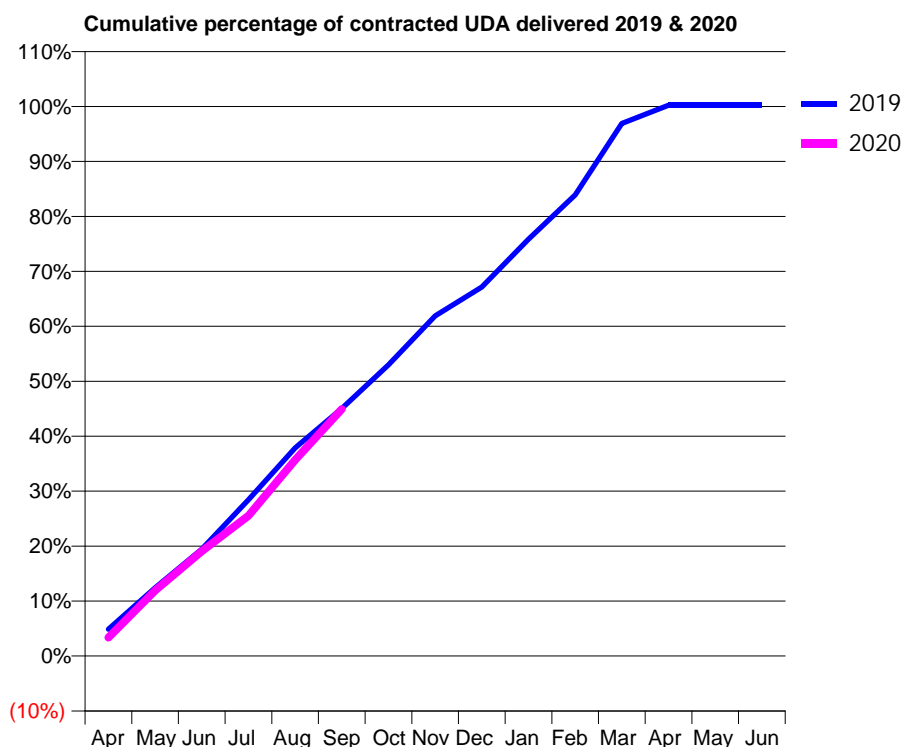
19/20 Contracted general activity (UDA)	9,000
Carry forward general activity (UDA)	0
19/20 Contracted orthodontic activity (UOA)	3,062
Carry forward orthodontic activity (UOA)	0
Baseline contract value	£434,148.73

ACCESS*

Patients seen in 24 months	Total	Change since previous quarter
Quarter ending September 2018	3,442	
Quarter ending December 2018	3,367	↓
Quarter ending March 2019	3,362	→
Quarter ending June 2019	3,293	↓
Quarter ending September 2019	3,252	↓
Variance since September 2018	(5.5%)	↓



ACTIVITY



Month	Adjusted Scheduled Activity (UDA)	
	2019	2020
April	439	302
May	1,119	1,074
June	1,750	1,717
July	2,559	2,298
August	3,408	3,211
September	4,054	4,044
October	4,768	
November	5,570	
December	6,042	
January	6,826	
February	7,551	
March	8,721	
April	9,020	
May	9,020	
June	9,021	

QUALITY

	Quantity	Base Number	Contract	LHB	Wales
% of FP17s for the same patient ID Re-attending within 3 months - Children	78	1,005	7.8%	9.7%	10.7%
% of FP17s for the same patient ID Re-attending within 3 months - Adults	236	1,557	15.2%	13.6%	15.4%
% of FP17s for the same patient ID Re-attending between 3 & 9 months - Children	586	1,005	58.3%	57.0%	60.1%
% of FP17s for the same patient ID Re-attending between 3 & 9 months - Adults	937	1,557	60.2%	53.1%	56.7%
% of FP17s for Band 1 Urgent Courses	152	2,363	6.4%	9.8%	9.1%
% of FP17s Relating to Free Repair or Replacements	25	2,363	1.1%	0.7%	0.7%
% of FP17s Relating to Continuations	3	2,363	0.1%	0.5%	0.6%
% of Patients satisfied with the dentistry they have received	5	6	N/A	90.8%	93.0%
% of Patients satisfied with the time they had to wait for an appointment	4	6	N/A	89.0%	87.5%

* This is based on patients treated on this contract for their most recent course of treatment. Figures in italics indicate the base number of FP17s or Patient Questionnaire responses are less than 100. N/A is shown where the base number of responses is less than 10 during the period. % is calculated as Quantity/Base number*100

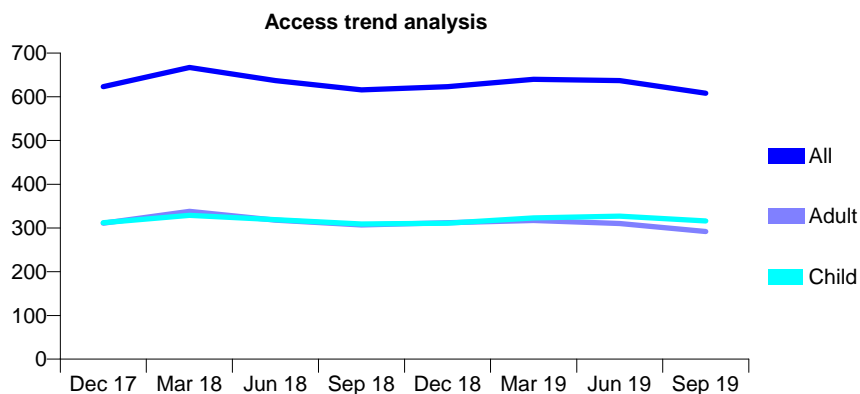
7A3 - Vital Signs At a Glance Contract Report for 121185/0001 - September 2019

Name or company name	The Brynhyfryd Dental Practice Ltd
Contract type name	GDS Contract
Purpose of contract	General
Contract start date	01/09/2011
Contract end date	

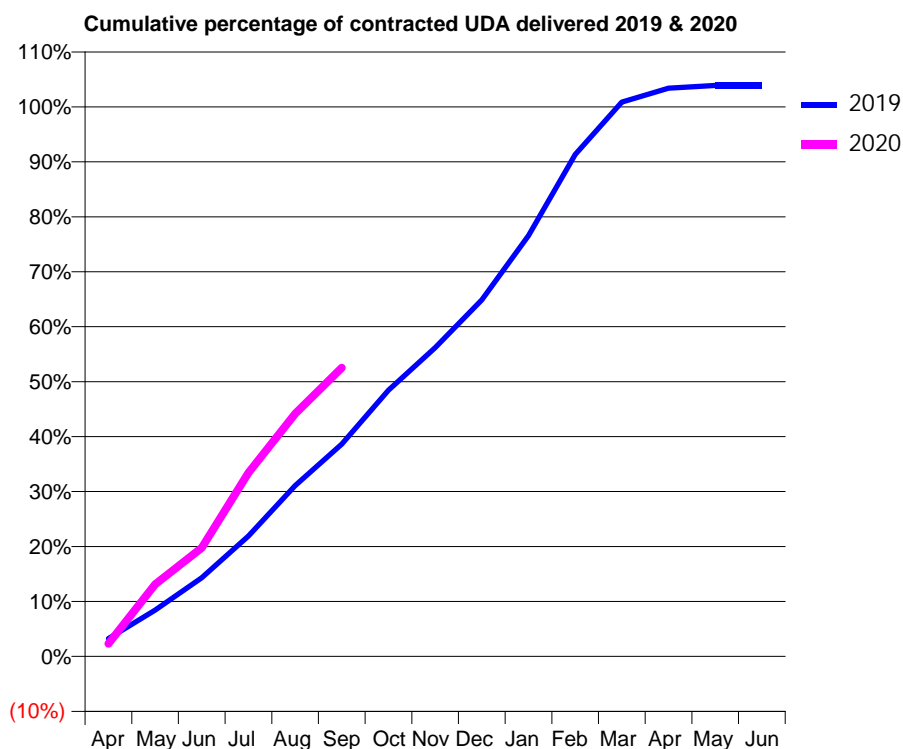
19/20 Contracted general activity (UDA)	2,490
Carry forward general activity (UDA)	0
19/20 Contracted orthodontic activity (UOA)	0
Carry forward orthodontic activity (UOA)	0
Baseline contract value	£72,035.09

ACCESS*

Patients seen in 24 months	Total	Change since previous quarter
Quarter ending September 2018	616	
Quarter ending December 2018	623	→
Quarter ending March 2019	640	↑
Quarter ending June 2019	637	→
Quarter ending September 2019	608	↓
Variance since September 2018	(1.3%)	↓



ACTIVITY



Adjusted Scheduled Activity (UDA)		
Month	2019	2020
April	81	58
May	210	327
June	356	492
July	546	832
August	775	1,100
September	962	1,308
October	1,206	
November	1,399	
December	1,615	
January	1,907	
February	2,274	
March	2,512	
April	2,574	
May	2,587	
June	2,587	

QUALITY

	Quantity	Base Number	Contract	LHB	Wales
% of FP17s for the same patient ID Re-attending within 3 months - Children	29	258	11.2%	9.7%	10.7%
% of FP17s for the same patient ID Re-attending within 3 months - Adults	54	224	24.1%	13.6%	15.4%
% of FP17s for the same patient ID Re-attending between 3 & 9 months - Children	139	258	53.9%	57.0%	60.1%
% of FP17s for the same patient ID Re-attending between 3 & 9 months - Adults	91	224	40.6%	53.1%	56.7%
% of FP17s for Band 1 Urgent Courses	68	453	15.0%	9.8%	9.1%
% of FP17s Relating to Free Repair or Replacements	0	453	0.0%	0.7%	0.7%
% of FP17s Relating to Continuations	16	453	3.5%	0.5%	0.6%
% of Patients satisfied with the dentistry they have received	1	1	N/A	90.8%	93.0%
% of Patients satisfied with the time they had to wait for an appointment	1	1	N/A	89.0%	87.5%

* This is based on patients treated on this contract for their most recent course of treatment. Figures in italics indicate the base number of FP17s or Patient Questionnaire responses are less than 100. N/A is shown where the base number of responses is less than 10 during the period. % is calculated as Quantity/Base number*100

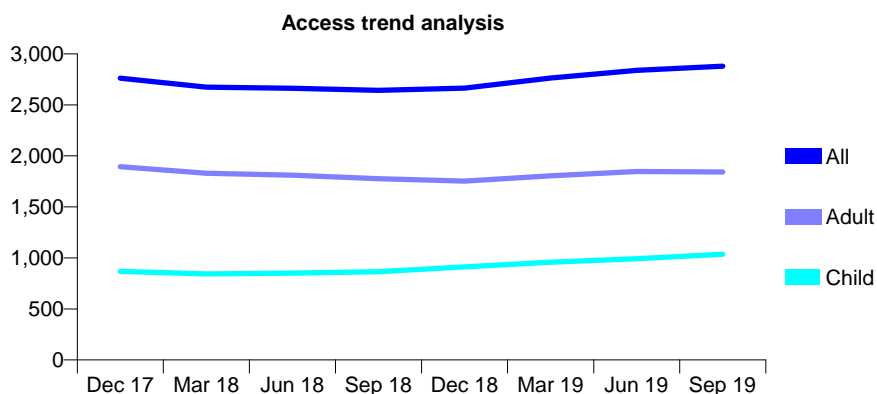
7A3 - Vital Signs At a Glance Contract Report for 123641/0001 - September 2019

Name or company name	Griffiths & Middleton
Contract type name	GDS Contract
Purpose of contract	General
Contract start date	01/11/2012
Contract end date	

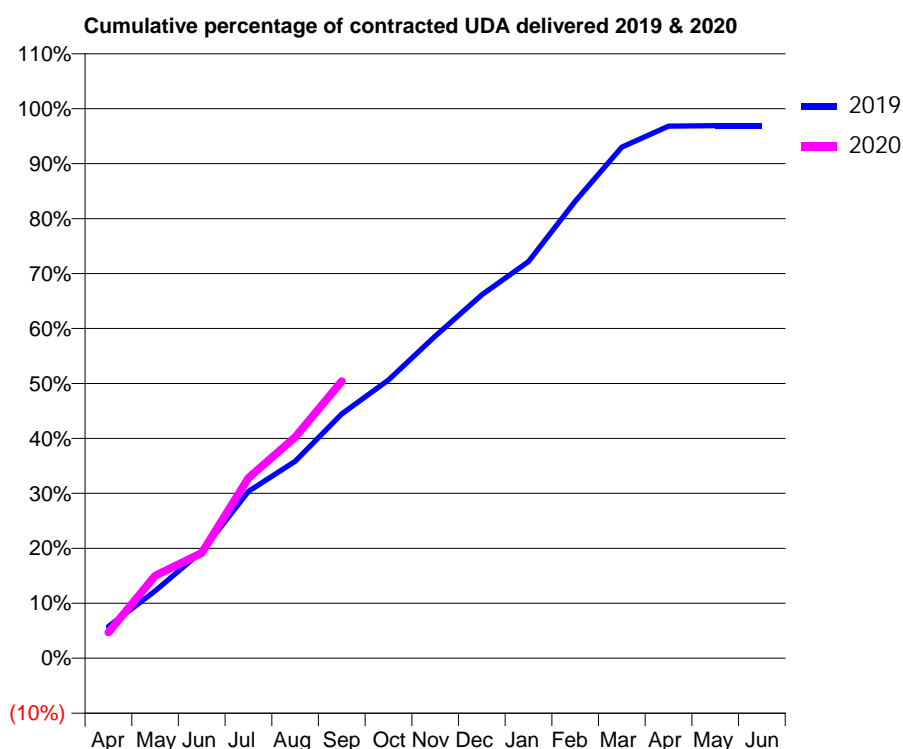
19/20 Contracted general activity (UDA)	8,335
Carry forward general activity (UDA)	0
19/20 Contracted orthodontic activity (UOA)	0
Carry forward orthodontic activity (UOA)	0
Baseline contract value	£221,921.33

ACCESS*

Patients seen in 24 months	Total	Change since previous quarter
Quarter ending September 2018	2,642	
Quarter ending December 2018	2,665	→
Quarter ending March 2019	2,763	↑
Quarter ending June 2019	2,839	↑
Quarter ending September 2019	2,879	→
Variance since September 2018	9.0%	↑



ACTIVITY



Adjusted Scheduled Activity (UDA)		
Month	2019	2020
April	482	394
May	1,020	1,251
June	1,620	1,597
July	2,532	2,736
August	2,987	3,354
September	3,707	4,200
October	4,220	
November	4,886	
December	5,510	
January	6,016	
February	6,931	
March	7,751	
April	8,070	
May	8,077	
June	8,077	

QUALITY

	Quantity	Base Number	Contract	LHB	Wales
% of FP17s for the same patient ID Re-attending within 3 months - Children	99	981	10.1%	9.7%	10.7%
% of FP17s for the same patient ID Re-attending within 3 months - Adults	304	1,578	19.3%	13.6%	15.4%
% of FP17s for the same patient ID Re-attending between 3 & 9 months - Children	608	981	62.0%	57.0%	60.1%
% of FP17s for the same patient ID Re-attending between 3 & 9 months - Adults	858	1,578	54.4%	53.1%	56.7%
% of FP17s for Band 1 Urgent Courses	245	2,383	10.3%	9.8%	9.1%
% of FP17s Relating to Free Repair or Replacements	14	2,383	0.6%	0.7%	0.7%
% of FP17s Relating to Continuations	10	2,383	0.4%	0.5%	0.6%
% of Patients satisfied with the dentistry they have received	1	1	N/A	90.8%	93.0%
% of Patients satisfied with the time they had to wait for an appointment	1	1	N/A	89.0%	87.5%

* This is based on patients treated on this contract for their most recent course of treatment.

Figures in italics indicate the base number of FP17s or Patient Questionnaire responses are less than 100. N/A is shown where the base number of responses is less than 10 during the period. % is calculated as Quantity/Base number*100

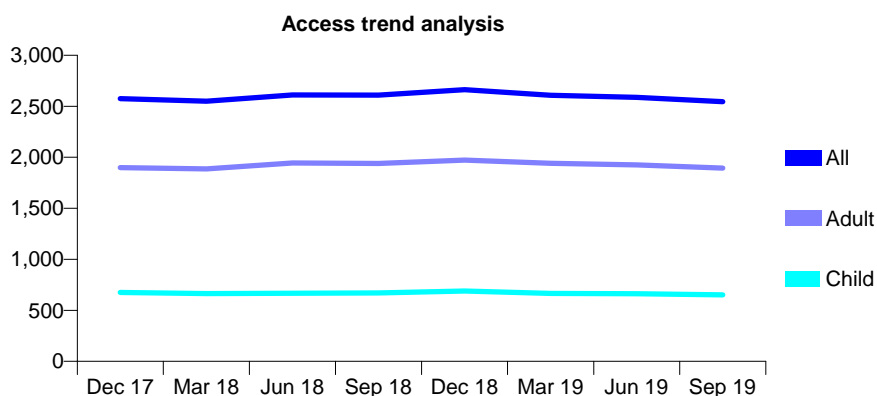
7A3 - Vital Signs At a Glance Contract Report for 127590/0001 - September 2019

Name or company name	Penclawdd Dental Practice
Contract type name	Pilot Contract
Purpose of contract	General
Contract start date	01/01/2011
Contract end date	

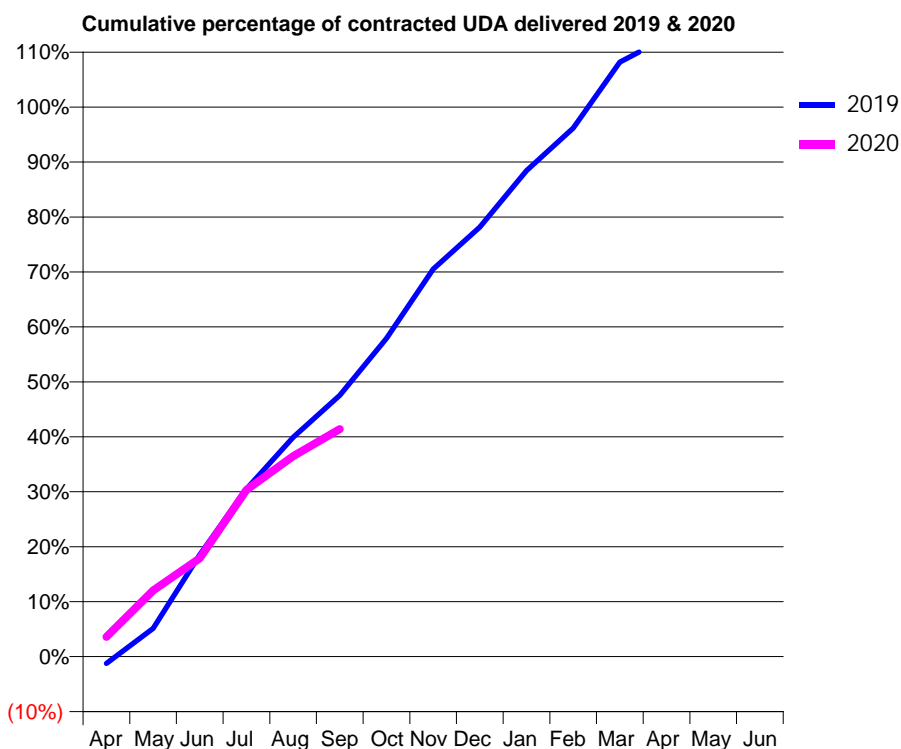
19/20 Contracted general activity (UDA)	5,810
Carry forward general activity (UDA)	0
19/20 Contracted orthodontic activity (UOA)	0
Carry forward orthodontic activity (UOA)	0
Baseline contract value	£158,668.78

ACCESS*

Patients seen in 24 months	Total	Change since previous quarter
Quarter ending September 2018	2,610	
Quarter ending December 2018	2,662	→
Quarter ending March 2019	2,607	↓
Quarter ending June 2019	2,588	→
Quarter ending September 2019	2,546	↓
Variance since September 2018	(2.5%)	↓



ACTIVITY



Month	Adjusted Scheduled Activity (UDA)	
	2019	2020
April	-72	210
May	299	700
June	1,077	1,040
July	1,773	1,763
August	2,319	2,120
September	2,762	2,406
October	3,365	
November	4,096	
December	4,540	
January	5,138	
February	5,588	
March	6,285	
April	6,544	
May	6,557	
June	6,561	

QUALITY

	Quantity	Base Number	Contract	LHB	Wales
% of FP17s for the same patient ID Re-attending within 3 months - Children	32	437	7.3%	9.7%	10.7%
% of FP17s for the same patient ID Re-attending within 3 months - Adults	123	1,059	11.6%	13.6%	15.4%
% of FP17s for the same patient ID Re-attending between 3 & 9 months - Children	234	437	53.5%	57.0%	60.1%
% of FP17s for the same patient ID Re-attending between 3 & 9 months - Adults	399	1,059	37.7%	53.1%	56.7%
% of FP17s for Band 1 Urgent Courses	308	1,368	22.5%	9.8%	9.1%
% of FP17s Relating to Free Repair or Replacements	18	1,368	1.3%	0.7%	0.7%
% of FP17s Relating to Continuations	4	1,368	0.3%	0.5%	0.6%
% of Patients satisfied with the dentistry they have received	6	8	N/A	90.8%	93.0%
% of Patients satisfied with the time they had to wait for an appointment	7	8	N/A	89.0%	87.5%

* This is based on patients treated on this contract for their most recent course of treatment. Figures in italics indicate the base number of FP17s or Patient Questionnaire responses are less than 100. N/A is shown where the base number of responses is less than 10 during the period. % is calculated as Quantity/Base number*100

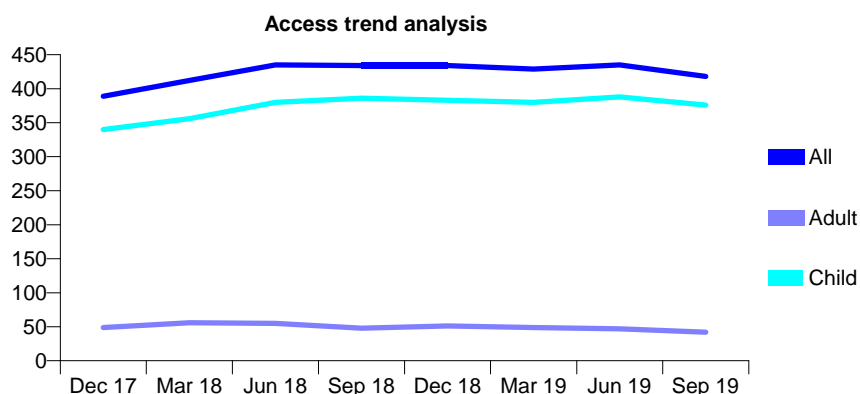
7A3 - Vital Signs At a Glance Contract Report for 136743/0001 - September 2019

Name or company name	Dr Webster & Dr Close
Contract type name	GDS Contract
Purpose of contract	General
Contract start date	07/06/2013
Contract end date	

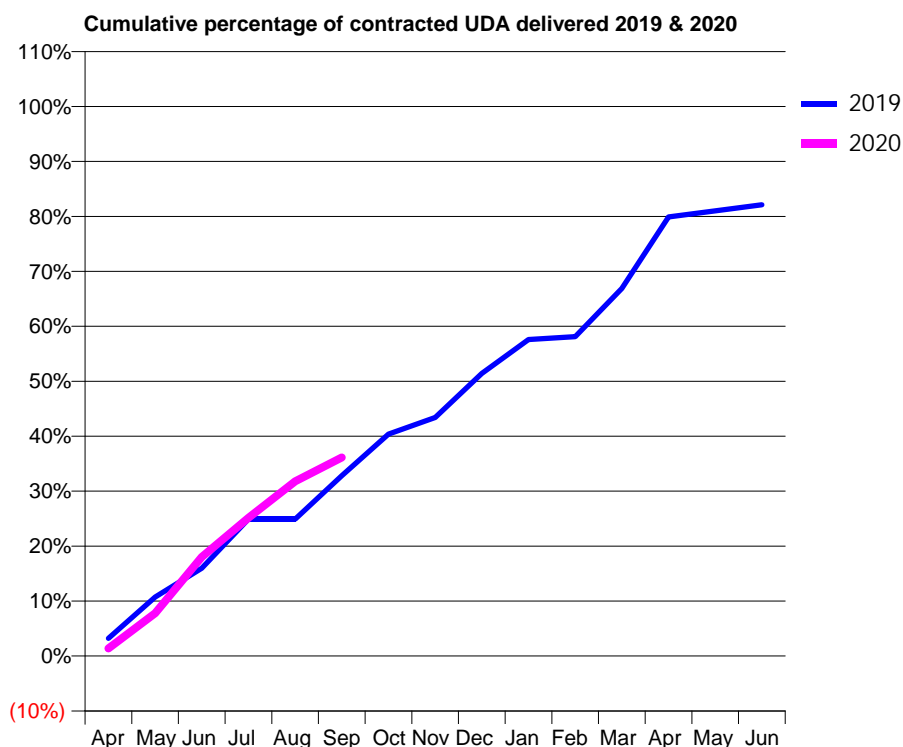
19/20 Contracted general activity (UDA)	1,000
Carry forward general activity (UDA)	0
19/20 Contracted orthodontic activity (UOA)	0
Carry forward orthodontic activity (UOA)	0
Baseline contract value	£22,871.07

ACCESS*

Patients seen in 24 months	Total	Change since previous quarter
Quarter ending September 2018	434	
Quarter ending December 2018	434	→
Quarter ending March 2019	429	↓
Quarter ending June 2019	435	→
Quarter ending September 2019	418	↓
Variance since September 2018	(3.7%)	↓



ACTIVITY



Month	Adjusted Scheduled Activity (UDA)	
	2019	2020
April	32	14
May	107	78
June	160	180
July	249	252
August	249	318
September	328	361
October	404	
November	434	
December	514	
January	576	
February	581	
March	669	
April	799	
May	810	
June	821	

QUALITY

	Quantity	Base Number	Contract	LHB	Wales
% of FP17s for the same patient ID Re-attending within 3 months - Children	12	291	4.1%	9.7%	10.7%
% of FP17s for the same patient ID Re-attending within 3 months - Adults	2	13	15.4%	13.6%	15.4%
% of FP17s for the same patient ID Re-attending between 3 & 9 months - Children	156	291	53.6%	57.0%	60.1%
% of FP17s for the same patient ID Re-attending between 3 & 9 months - Adults	8	13	61.5%	53.1%	56.7%
% of FP17s for Band 1 Urgent Courses	6	215	2.8%	9.8%	9.1%
% of FP17s Relating to Free Repair or Replacements	0	215	0.0%	0.7%	0.7%
% of FP17s Relating to Continuations	0	215	0.0%	0.5%	0.6%
% of Patients satisfied with the dentistry they have received	0	0	N/A	90.8%	93.0%
% of Patients satisfied with the time they had to wait for an appointment	0	0	N/A	89.0%	87.5%

* This is based on patients treated on this contract for their most recent course of treatment. Figures in italics indicate the base number of FP17s or Patient Questionnaire responses are less than 100. N/A is shown where the base number of responses is less than 10 during the period. % is calculated as Quantity/Base number*100

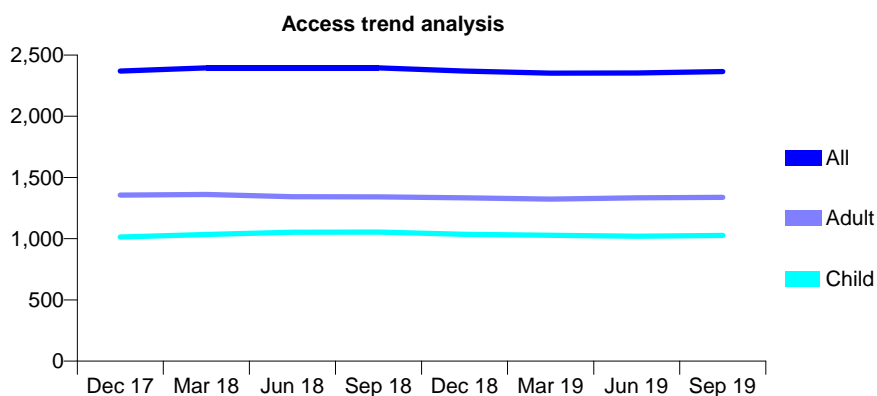
7A3 - Vital Signs At a Glance Contract Report for 142301/0001 - September 2019

Name or company name	Gower Healthcare Ltd
Contract type name	GDS Contract
Purpose of contract	General
Contract start date	01/04/2009
Contract end date	

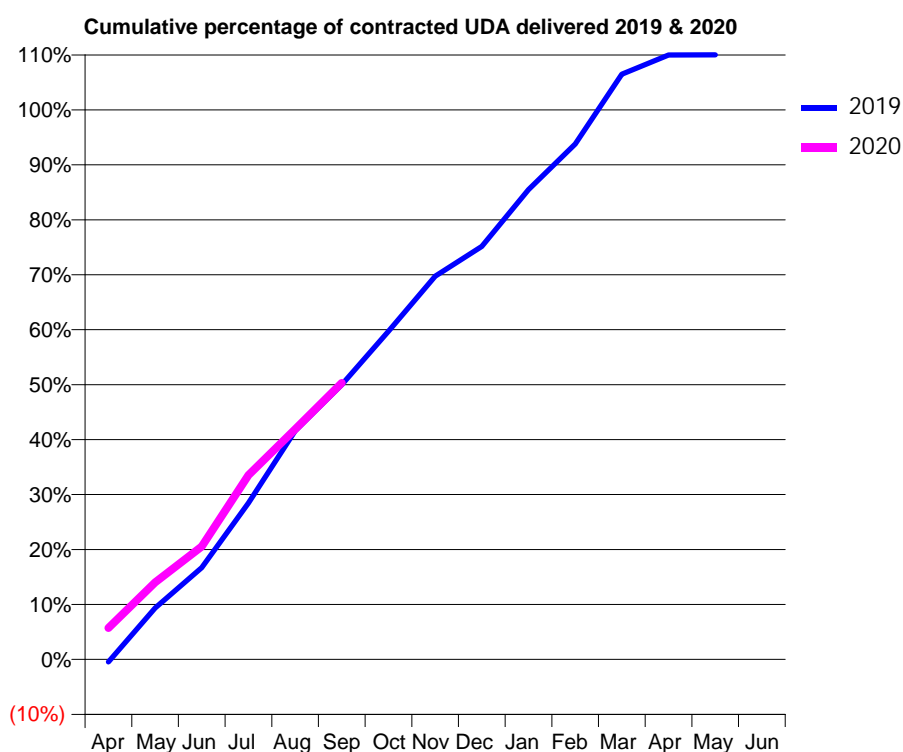
19/20 Contracted general activity (UDA)	7,500
Carry forward general activity (UDA)	0
19/20 Contracted orthodontic activity (UOA)	0
Carry forward orthodontic activity (UOA)	0
Baseline contract value	£187,514.11

ACCESS*

Patients seen in 24 months	Total	Change since previous quarter
Quarter ending September 2018	2,395	
Quarter ending December 2018	2,370	↓
Quarter ending March 2019	2,352	→
Quarter ending June 2019	2,354	→
Quarter ending September 2019	2,365	→
Variance since September 2018	(1.3%)	↓



ACTIVITY



Month	2019	2020
April	-36	429
May	703	1,052
June	1,253	1,541
July	2,135	2,517
August	3,120	3,142
September	3,748	3,774
October	4,478	
November	5,230	
December	5,637	
January	6,411	
February	7,033	
March	7,988	
April	8,248	
May	8,251	
June	8,253	

QUALITY

	Quantity	Base Number	Contract	LHB	Wales
% of FP17s for the same patient ID Re-attending within 3 months - Children	83	862	9.6%	9.7%	10.7%
% of FP17s for the same patient ID Re-attending within 3 months - Adults	222	1,094	20.3%	13.6%	15.4%
% of FP17s for the same patient ID Re-attending between 3 & 9 months - Children	577	862	66.9%	57.0%	60.1%
% of FP17s for the same patient ID Re-attending between 3 & 9 months - Adults	621	1,094	56.8%	53.1%	56.7%
% of FP17s for Band 1 Urgent Courses	137	1,828	7.5%	9.8%	9.1%
% of FP17s Relating to Free Repair or Replacements	4	1,828	0.2%	0.7%	0.7%
% of FP17s Relating to Continuations	2	1,828	0.1%	0.5%	0.6%
% of Patients satisfied with the dentistry they have received	3	4	N/A	90.8%	93.0%
% of Patients satisfied with the time they had to wait for an appointment	3	4	N/A	89.0%	87.5%

* This is based on patients treated on this contract for their most recent course of treatment. Figures in italics indicate the base number of FP17s or Patient Questionnaire responses are less than 100. N/A is shown where the base number of responses is less than 10 during the period. % is calculated as Quantity/Base number*100

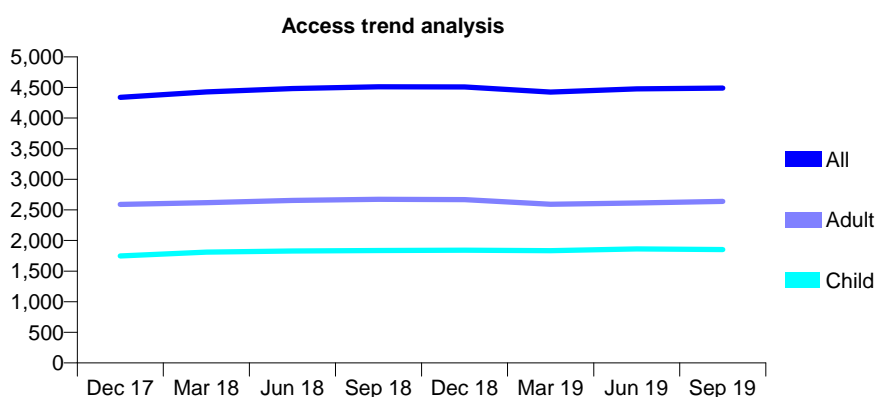
7A3 - Vital Signs At a Glance Contract Report for 147427/0001 - September 2019

Name or company name	Manor Road Dental Practice Limited
Contract type name	GDS Contract
Purpose of contract	General
Contract start date	01/08/2009
Contract end date	

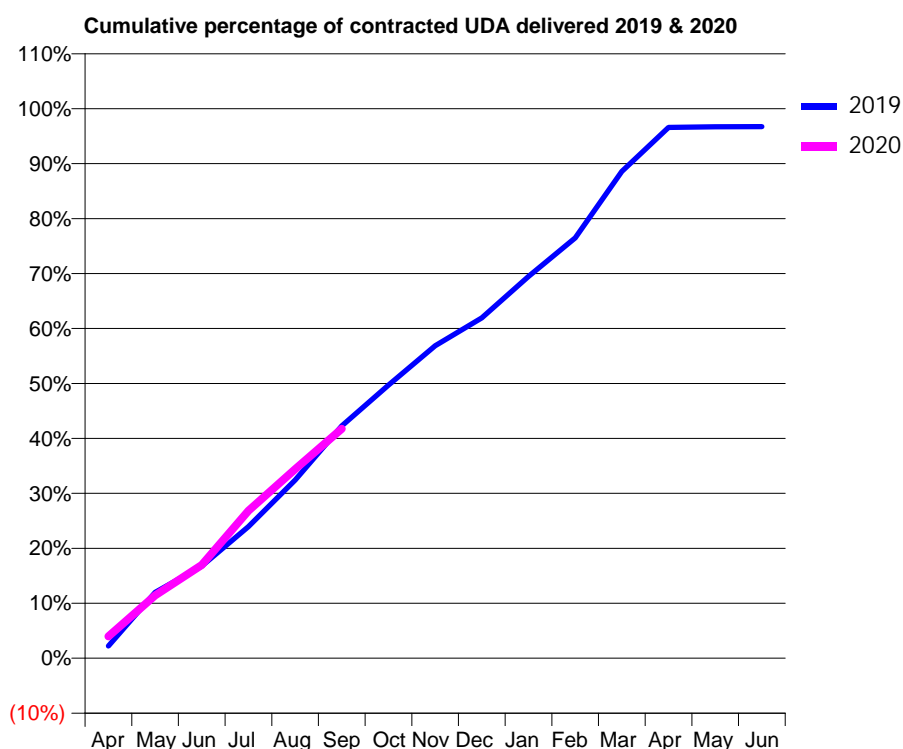
19/20 Contracted general activity (UDA)	11,252
Carry forward general activity (UDA)	0
19/20 Contracted orthodontic activity (UOA)	0
Carry forward orthodontic activity (UOA)	0
Baseline contract value	£290,706.86

ACCESS*

Patients seen in 24 months	Total	Change since previous quarter
Quarter ending September 2018	4,510	
Quarter ending December 2018	4,509	→
Quarter ending March 2019	4,424	↓
Quarter ending June 2019	4,478	→
Quarter ending September 2019	4,492	→
Variance since September 2018	(0.4%)	→



ACTIVITY



Month	2019	2020
April	254	447
May	1,349	1,289
June	1,886	1,909
July	2,697	3,020
August	3,649	3,870
September	4,756	4,697
October	5,592	
November	6,400	
December	6,967	
January	7,815	
February	8,606	
March	9,964	
April	10,867	
May	10,881	
June	10,884	

QUALITY

	Quantity	Base Number	Contract	LHB	Wales
% of FP17s for the same patient ID Re-attending within 3 months - Children	130	1,323	9.8%	9.7%	10.7%
% of FP17s for the same patient ID Re-attending within 3 months - Adults	226	1,574	14.4%	13.6%	15.4%
% of FP17s for the same patient ID Re-attending between 3 & 9 months - Children	610	1,323	46.1%	57.0%	60.1%
% of FP17s for the same patient ID Re-attending between 3 & 9 months - Adults	465	1,574	29.5%	53.1%	56.7%
% of FP17s for Band 1 Urgent Courses	470	2,450	19.2%	9.8%	9.1%
% of FP17s Relating to Free Repair or Replacements	5	2,450	0.2%	0.7%	0.7%
% of FP17s Relating to Continuations	6	2,450	0.2%	0.5%	0.6%
% of Patients satisfied with the dentistry they have received	4	4	N/A	90.8%	93.0%
% of Patients satisfied with the time they had to wait for an appointment	4	4	N/A	89.0%	87.5%

* This is based on patients treated on this contract for their most recent course of treatment.

Figures in italics indicate the base number of FP17s or Patient Questionnaire responses are less than 100. N/A is shown where the base number of responses is less than 10 during the period. % is calculated as Quantity/Base number*100

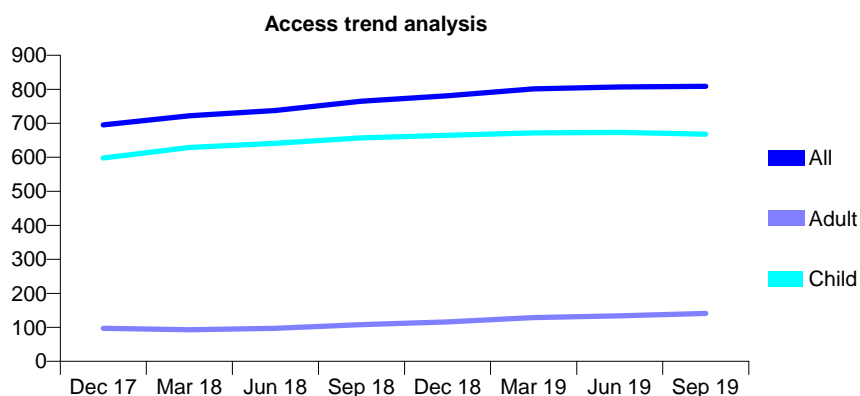
7A3 - Vital Signs At a Glance Contract Report for 147540/0001 - September 2019

Name or company name	Marsh Dental Surgery
Contract type name	GDS Contract
Purpose of contract	General
Contract start date	01/04/2006
Contract end date	

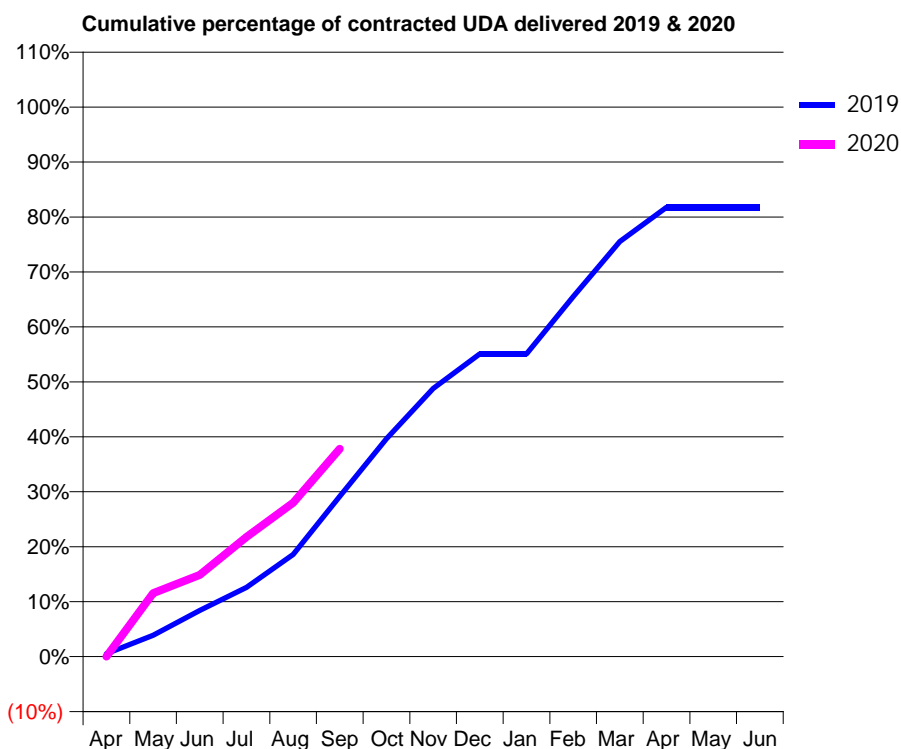
19/20 Contracted general activity (UDA)	2,000
Carry forward general activity (UDA)	0
19/20 Contracted orthodontic activity (UOA)	0
Carry forward orthodontic activity (UOA)	0
Baseline contract value	£49,994.20

ACCESS*

Patients seen in 24 months	Total	Change since previous quarter
Quarter ending September 2018	765	
Quarter ending December 2018	781	↑
Quarter ending March 2019	801	↑
Quarter ending June 2019	807	→
Quarter ending September 2019	809	→
Variance since September 2018	5.8%	↑



ACTIVITY



Month	Adjusted Scheduled Activity (UDA)	
	2019	2020
April	11	0
May	78	231
June	168	297
July	252	436
August	372	560
September	583	757
October	793	
November	976	
December	1,102	
January	1,102	
February	1,310	
March	1,511	
April	1,635	
May	1,635	
June	1,635	

QUALITY

	Quantity	Base Number	Contract	LHB	Wales
% of FP17s for the same patient ID Re-attending within 3 months - Children	22	506	4.3%	9.7%	10.7%
% of FP17s for the same patient ID Re-attending within 3 months - Adults	7	74	9.5%	13.6%	15.4%
% of FP17s for the same patient ID Re-attending between 3 & 9 months - Children	326	506	64.4%	57.0%	60.1%
% of FP17s for the same patient ID Re-attending between 3 & 9 months - Adults	44	74	59.5%	53.1%	56.7%
% of FP17s for Band 1 Urgent Courses	8	496	1.6%	9.8%	9.1%
% of FP17s Relating to Free Repair or Replacements	0	496	0.0%	0.7%	0.7%
% of FP17s Relating to Continuations	8	496	1.6%	0.5%	0.6%
% of Patients satisfied with the dentistry they have received	2	2	N/A	90.8%	93.0%
% of Patients satisfied with the time they had to wait for an appointment	1	2	N/A	89.0%	87.5%

* This is based on patients treated on this contract for their most recent course of treatment. Figures in italics indicate the base number of FP17s or Patient Questionnaire responses are less than 100. N/A is shown where the base number of responses is less than 10 during the period. % is calculated as Quantity/Base number*100

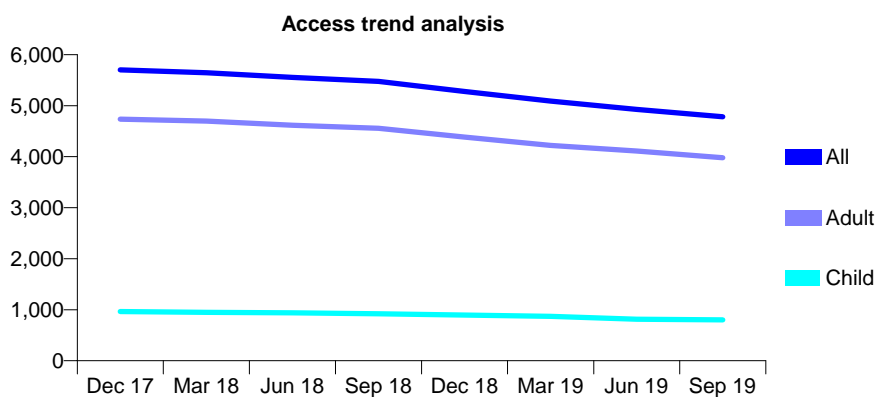
7A3 - Vital Signs At a Glance Contract Report for 148830/0001 - September 2019

Name or company name	United Dental Ltd
Contract type name	GDS Contract
Purpose of contract	General
Contract start date	01/04/2006
Contract end date	

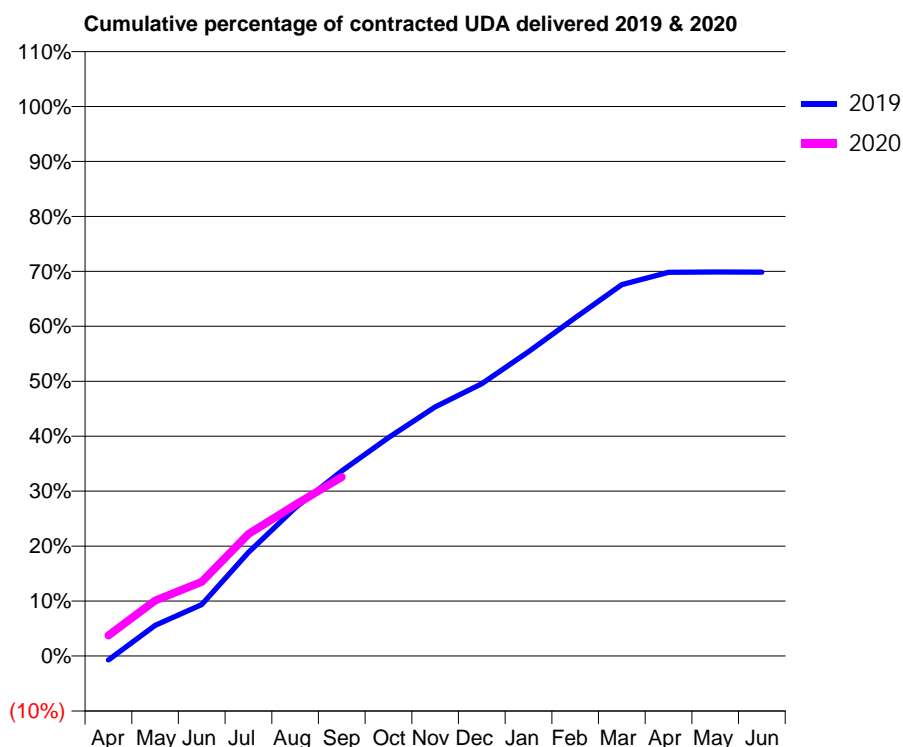
19/20 Contracted general activity (UDA)	16,210
Carry forward general activity (UDA)	0
19/20 Contracted orthodontic activity (UOA)	0
Carry forward orthodontic activity (UOA)	0
Baseline contract value	£405,233.96

ACCESS*

Patients seen in 24 months	Total	Change since previous quarter
Quarter ending September 2018	5,477	
Quarter ending December 2018	5,279	↓
Quarter ending March 2019	5,088	↓
Quarter ending June 2019	4,927	↓
Quarter ending September 2019	4,783	↓
Variance since September 2018	(12.7%)	↓



ACTIVITY



Month	Adjusted Scheduled Activity (UDA)	
	2019	2020
April	-121	607
May	901	1,633
June	1,516	2,190
July	3,058	3,600
August	4,368	4,458
September	5,459	5,279
October	6,440	
November	7,346	
December	8,034	
January	8,980	
February	9,977	
March	10,954	
April	11,317	
May	11,326	
June	11,323	

QUALITY

	Quantity	Base Number	Contract	LHB	Wales
% of FP17s for the same patient ID Re-attending within 3 months - Children	38	451	8.4%	9.7%	10.7%
% of FP17s for the same patient ID Re-attending within 3 months - Adults	298	2,128	14.0%	13.6%	15.4%
% of FP17s for the same patient ID Re-attending between 3 & 9 months - Children	210	451	46.6%	57.0%	60.1%
% of FP17s for the same patient ID Re-attending between 3 & 9 months - Adults	779	2,128	36.6%	53.1%	56.7%
% of FP17s for Band 1 Urgent Courses	271	2,402	11.3%	9.8%	9.1%
% of FP17s Relating to Free Repair or Replacements	30	2,402	1.2%	0.7%	0.7%
% of FP17s Relating to Continuations	10	2,402	0.4%	0.5%	0.6%
% of Patients satisfied with the dentistry they have received	10	11	90.9%	90.8%	93.0%
% of Patients satisfied with the time they had to wait for an appointment	8	11	72.7%	89.0%	87.5%

* This is based on patients treated on this contract for their most recent course of treatment. Figures in italics indicate the base number of FP17s or Patient Questionnaire responses are less than 100. N/A is shown where the base number of responses is less than 10 during the period. % is calculated as Quantity/Base number*100

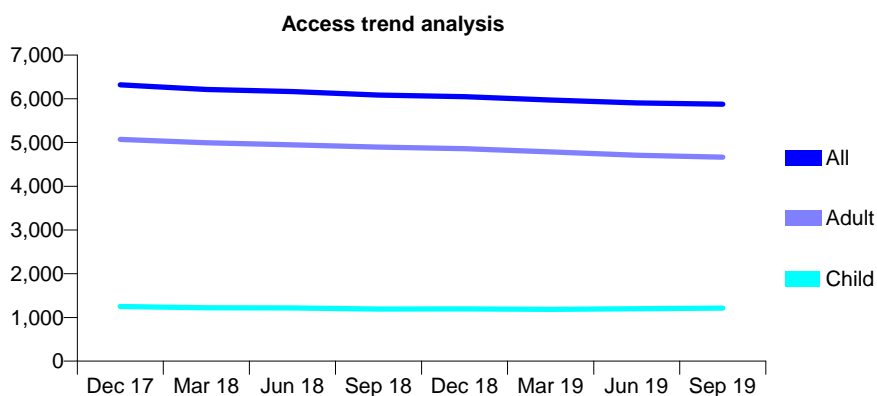
7A3 - Vital Signs At a Glance Contract Report for 150215/0001 - September 2019

Name or company name	T Metcalfe
Contract type name	Pilot Contract
Purpose of contract	General
Contract start date	01/04/2014
Contract end date	

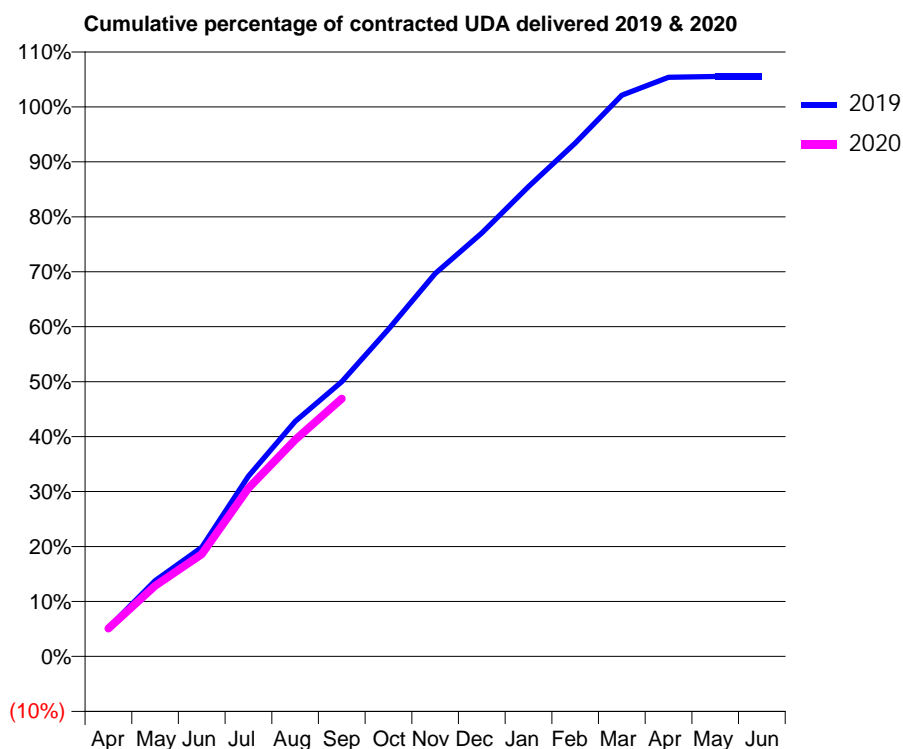
19/20 Contracted general activity (UDA)	16,447
Carry forward general activity (UDA)	0
19/20 Contracted orthodontic activity (UOA)	0
Carry forward orthodontic activity (UOA)	0
Baseline contract value	£411,220.68

ACCESS*

Patients seen in 24 months	Total	Change since previous quarter
Quarter ending September 2018	6,085	
Quarter ending December 2018	6,050	→
Quarter ending March 2019	5,970	↓
Quarter ending June 2019	5,908	↓
Quarter ending September 2019	5,877	→
Variance since September 2018	(3.4%)	↓



ACTIVITY



Month	Adjusted Scheduled Activity (UDA)	
	2019	2020
April	858	837
May	2,270	2,116
June	3,263	3,058
July	5,397	5,038
August	7,033	6,485
September	8,223	7,712
October	9,792	
November	11,461	
December	12,670	
January	14,057	
February	15,366	
March	16,795	
April	17,334	
May	17,356	
June	17,358	

QUALITY

	Quantity	Base Number	Contract	LHB	Wales
% of FP17s for the same patient ID Re-attending within 3 months - Children	52	904	5.8%	9.7%	10.7%
% of FP17s for the same patient ID Re-attending within 3 months - Adults	418	3,413	12.2%	13.6%	15.4%
% of FP17s for the same patient ID Re-attending between 3 & 9 months - Children	505	904	55.9%	57.0%	60.1%
% of FP17s for the same patient ID Re-attending between 3 & 9 months - Adults	1,957	3,413	57.3%	53.1%	56.7%
% of FP17s for Band 1 Urgent Courses	296	4,000	7.4%	9.8%	9.1%
% of FP17s Relating to Free Repair or Replacements	24	4,000	0.6%	0.7%	0.7%
% of FP17s Relating to Continuations	22	4,000	0.5%	0.5%	0.6%
% of Patients satisfied with the dentistry they have received	15	15	100.0%	90.8%	93.0%
% of Patients satisfied with the time they had to wait for an appointment	15	15	100.0%	89.0%	87.5%

* This is based on patients treated on this contract for their most recent course of treatment. Figures in italics indicate the base number of FP17s or Patient Questionnaire responses are less than 100. N/A is shown where the base number of responses is less than 10 during the period. % is calculated as Quantity/Base number*100

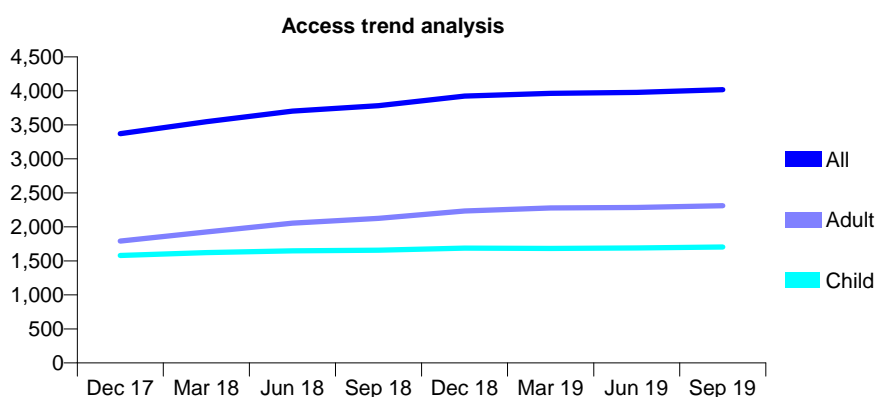
7A3 - Vital Signs At a Glance Contract Report for 152501/0001 - September 2019

Name or company name	Gower Healthcare Limited
Contract type name	Pilot Contract
Purpose of contract	General and Orthodontic
Contract start date	01/04/2010
Contract end date	

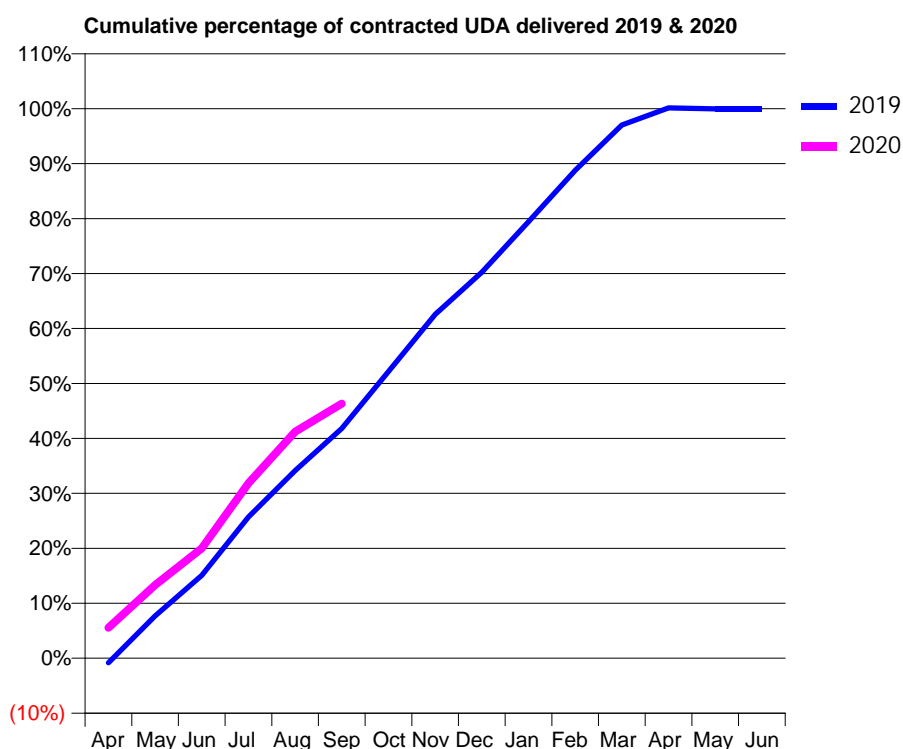
19/20 Contracted general activity (UDA)	13,307
Carry forward general activity (UDA)	0
19/20 Contracted orthodontic activity (UOA)	8
Carry forward orthodontic activity (UOA)	0
Baseline contract value	£332,704.22

ACCESS*

Patients seen in 24 months	Total	Change since previous quarter
Quarter ending September 2018	3,784	
Quarter ending December 2018	3,922	↑
Quarter ending March 2019	3,963	→
Quarter ending June 2019	3,977	→
Quarter ending September 2019	4,017	→
Variance since September 2018	6.2%	↑



ACTIVITY



Month	2019	2020
April	-111	738
May	1,024	1,776
June	2,008	2,661
July	3,421	4,239
August	4,545	5,483
September	5,562	6,163
October	6,943	
November	8,326	
December	9,345	
January	10,572	
February	11,813	
March	12,910	
April	13,324	
May	13,303	
June	13,302	

QUALITY

	Quantity	Base Number	Contract	LHB	Wales
% of FP17s for the same patient ID Re-attending within 3 months - Children	116	1,455	8.0%	9.7%	10.7%
% of FP17s for the same patient ID Re-attending within 3 months - Adults	340	1,888	18.0%	13.6%	15.4%
% of FP17s for the same patient ID Re-attending between 3 & 9 months - Children	1,025	1,455	70.4%	57.0%	60.1%
% of FP17s for the same patient ID Re-attending between 3 & 9 months - Adults	1,180	1,888	62.5%	53.1%	56.7%
% of FP17s for Band 1 Urgent Courses	241	3,141	7.7%	9.8%	9.1%
% of FP17s Relating to Free Repair or Replacements	29	3,141	0.9%	0.7%	0.7%
% of FP17s Relating to Continuations	20	3,141	0.6%	0.5%	0.6%
% of Patients satisfied with the dentistry they have received	6	7	N/A	90.8%	93.0%
% of Patients satisfied with the time they had to wait for an appointment	5	7	N/A	89.0%	87.5%

* This is based on patients treated on this contract for their most recent course of treatment. Figures in italics indicate the base number of FP17s or Patient Questionnaire responses are less than 100. N/A is shown where the base number of responses is less than 10 during the period. % is calculated as Quantity/Base number*100

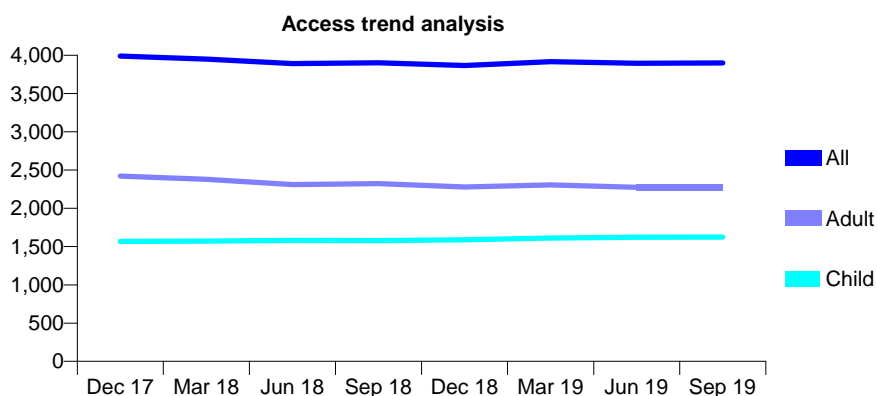
7A3 - Vital Signs At a Glance Contract Report for 153729/0001 - September 2019

Name or company name	Dr EV Johnstone, Dr D Ainsworth and Dr J
Contract type name	Pilot Contract
Purpose of contract	General and Orthodontic
Contract start date	01/04/2006
Contract end date	

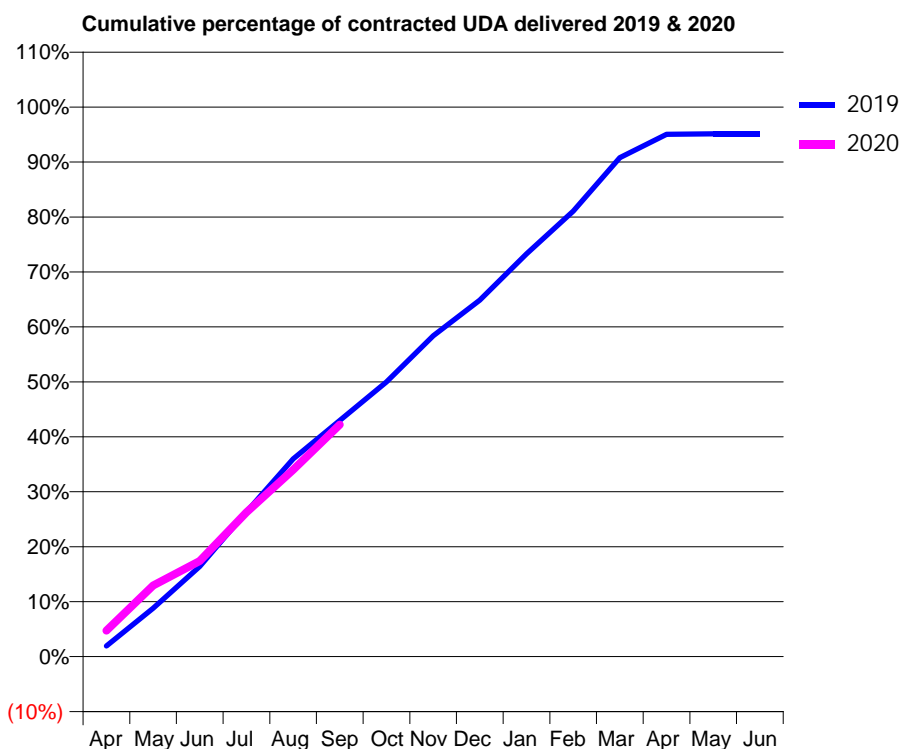
19/20 Contracted general activity (UDA)	9,742
Carry forward general activity (UDA)	0
19/20 Contracted orthodontic activity (UOA)	694
Carry forward orthodontic activity (UOA)	0
Baseline contract value	£448,158.86

ACCESS*

Patients seen in 24 months	Total	Change since previous quarter
Quarter ending September 2018	3,901	
Quarter ending December 2018	3,866	→
Quarter ending March 2019	3,917	→
Quarter ending June 2019	3,897	→
Quarter ending September 2019	3,899	→
Variance since September 2018	(0.1%)	→



ACTIVITY



Month	Adjusted Scheduled Activity (UDA)	
	2019	2020
April	190	461
May	858	1,261
June	1,598	1,697
July	2,566	2,557
August	3,505	3,313
September	4,185	4,112
October	4,870	
November	5,688	
December	6,320	
January	7,140	
February	7,897	
March	8,846	
April	9,259	
May	9,269	
June	9,269	

QUALITY

	Quantity	Base Number	Contract	LHB	Wales
% of FP17s for the same patient ID Re-attending within 3 months - Children	153	1,305	11.7%	9.7%	10.7%
% of FP17s for the same patient ID Re-attending within 3 months - Adults	232	1,563	14.8%	13.6%	15.4%
% of FP17s for the same patient ID Re-attending between 3 & 9 months - Children	725	1,305	55.6%	57.0%	60.1%
% of FP17s for the same patient ID Re-attending between 3 & 9 months - Adults	891	1,563	57.0%	53.1%	56.7%
% of FP17s for Band 1 Urgent Courses	277	2,596	10.7%	9.8%	9.1%
% of FP17s Relating to Free Repair or Replacements	4	2,596	0.2%	0.7%	0.7%
% of FP17s Relating to Continuations	1	2,596	0.0%	0.5%	0.6%
% of Patients satisfied with the dentistry they have received	6	6	N/A	90.8%	93.0%
% of Patients satisfied with the time they had to wait for an appointment	6	6	N/A	89.0%	87.5%

* This is based on patients treated on this contract for their most recent course of treatment. Figures in italics indicate the base number of FP17s or Patient Questionnaire responses are less than 100. N/A is shown where the base number of responses is less than 10 during the period. % is calculated as Quantity/Base number*100

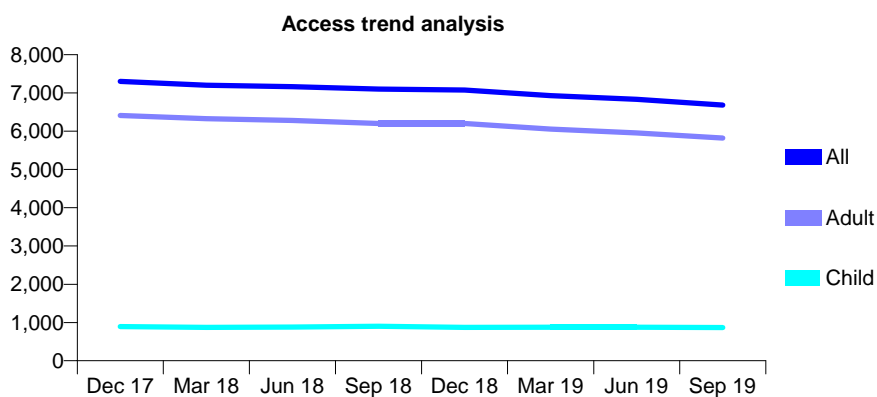
7A3 - Vital Signs At a Glance Contract Report for 155721/0001 - September 2019

Name or company name	University Dental Care
Contract type name	GDS Contract
Purpose of contract	General
Contract start date	01/04/2012
Contract end date	

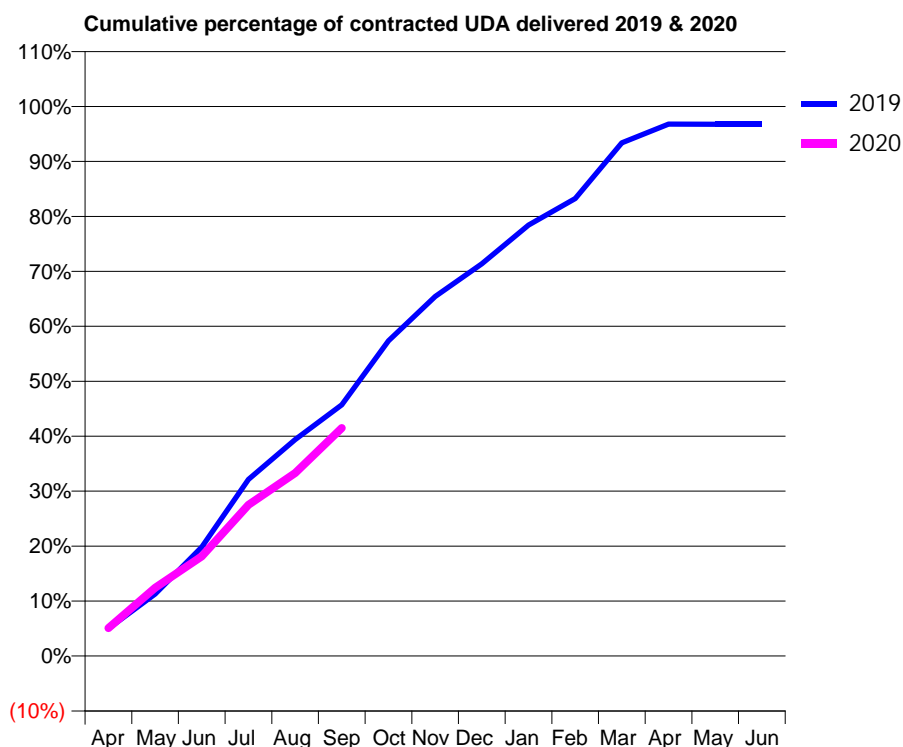
19/20 Contracted general activity (UDA)	15,442
Carry forward general activity (UDA)	0
19/20 Contracted orthodontic activity (UOA)	0
Carry forward orthodontic activity (UOA)	0
Baseline contract value	£449,151.95

ACCESS*

Patients seen in 24 months	Total	Change since previous quarter
Quarter ending September 2018	7,100	
Quarter ending December 2018	7,074	→
Quarter ending March 2019	6,928	↓
Quarter ending June 2019	6,835	↓
Quarter ending September 2019	6,683	↓
Variance since September 2018	(5.9%)	↓



ACTIVITY



Month	Adjusted Scheduled Activity (UDA)	
	2019	2020
April	773	783
May	1,745	1,919
June	3,059	2,800
July	4,962	4,249
August	6,082	5,144
September	7,057	6,407
October	8,857	
November	10,101	
December	11,020	
January	12,111	
February	12,854	
March	14,418	
April	14,946	
May	14,941	
June	14,942	

QUALITY

	Quantity	Base Number	Contract	LHB	Wales
% of FP17s for the same patient ID Re-attending within 3 months - Children	24	600	4.0%	9.7%	10.7%
% of FP17s for the same patient ID Re-attending within 3 months - Adults	422	3,493	12.1%	13.6%	15.4%
% of FP17s for the same patient ID Re-attending between 3 & 9 months - Children	356	600	59.3%	57.0%	60.1%
% of FP17s for the same patient ID Re-attending between 3 & 9 months - Adults	1,845	3,493	52.8%	53.1%	56.7%
% of FP17s for Band 1 Urgent Courses	342	3,783	9.0%	9.8%	9.1%
% of FP17s Relating to Free Repair or Replacements	38	3,783	1.0%	0.7%	0.7%
% of FP17s Relating to Continuations	6	3,783	0.2%	0.5%	0.6%
% of Patients satisfied with the dentistry they have received	5	5	N/A	90.8%	93.0%
% of Patients satisfied with the time they had to wait for an appointment	5	5	N/A	89.0%	87.5%

* This is based on patients treated on this contract for their most recent course of treatment. Figures in italics indicate the base number of FP17s or Patient Questionnaire responses are less than 100. N/A is shown where the base number of responses is less than 10 during the period. % is calculated as Quantity/Base number*100

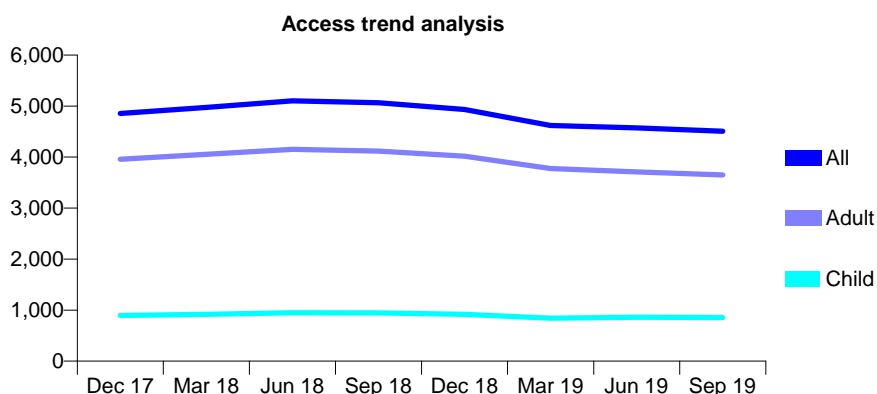
7A3 - Vital Signs At a Glance Contract Report for 158194/0005 - September 2019

Name or company name	Denticare Ltd
Contract type name	GDS Contract
Purpose of contract	General
Contract start date	01/04/2006
Contract end date	

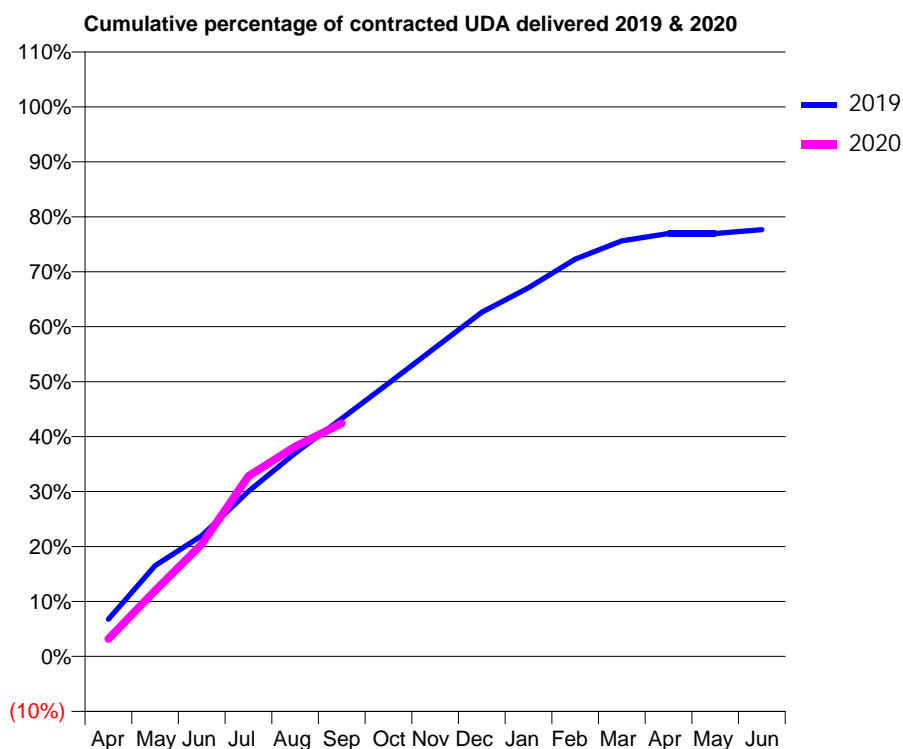
19/20 Contracted general activity (UDA)	14,818
Carry forward general activity (UDA)	0
19/20 Contracted orthodontic activity (UOA)	0
Carry forward orthodontic activity (UOA)	0
Baseline contract value	£370,502.08

ACCESS*

Patients seen in 24 months	Total	Change since previous quarter
Quarter ending September 2018	5,065	
Quarter ending December 2018	4,935	↓
Quarter ending March 2019	4,621	↓
Quarter ending June 2019	4,573	↓
Quarter ending September 2019	4,505	↓
Variance since September 2018	(11.1%)	↓



ACTIVITY



Month	2019	2020
April	1,006	473
May	2,451	1,777
June	3,256	3,024
July	4,455	4,861
August	5,481	5,661
September	6,413	6,283
October	7,362	
November	8,328	
December	9,279	
January	9,940	
February	10,712	
March	11,201	
April	11,403	
May	11,403	
June	11,507	

QUALITY

	Quantity	Base Number	Contract	LHB	Wales
% of FP17s for the same patient ID Re-attending within 3 months - Children	33	679	4.9%	9.7%	10.7%
% of FP17s for the same patient ID Re-attending within 3 months - Adults	227	2,650	8.6%	13.6%	15.4%
% of FP17s for the same patient ID Re-attending between 3 & 9 months - Children	305	679	44.9%	57.0%	60.1%
% of FP17s for the same patient ID Re-attending between 3 & 9 months - Adults	1,163	2,650	43.9%	53.1%	56.7%
% of FP17s for Band 1 Urgent Courses	123	3,053	4.0%	9.8%	9.1%
% of FP17s Relating to Free Repair or Replacements	10	3,053	0.3%	0.7%	0.7%
% of FP17s Relating to Continuations	35	3,053	1.1%	0.5%	0.6%
% of Patients satisfied with the dentistry they have received	8	9	N/A	90.8%	93.0%
% of Patients satisfied with the time they had to wait for an appointment	8	9	N/A	89.0%	87.5%

* This is based on patients treated on this contract for their most recent course of treatment. Figures in italics indicate the base number of FP17s or Patient Questionnaire responses are less than 100. N/A is shown where the base number of responses is less than 10 during the period. % is calculated as Quantity/Base number*100

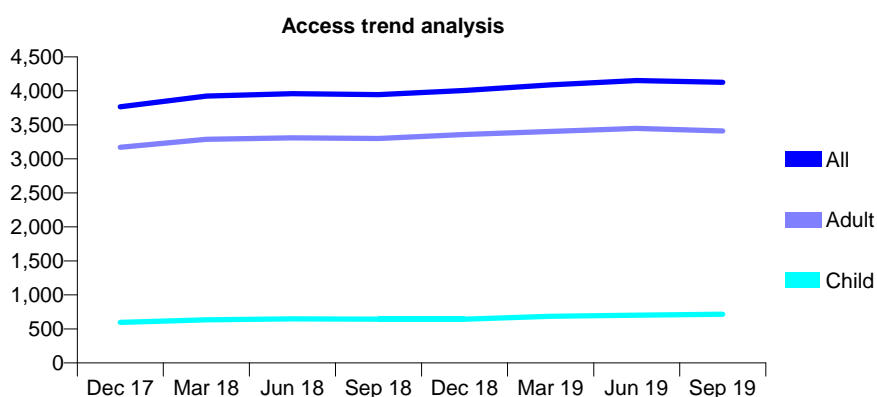
7A3 - Vital Signs At a Glance Contract Report for 158194/0011 - September 2019

Name or company name	Denticare Ltd
Contract type name	GDS Contract
Purpose of contract	General
Contract start date	01/04/2006
Contract end date	

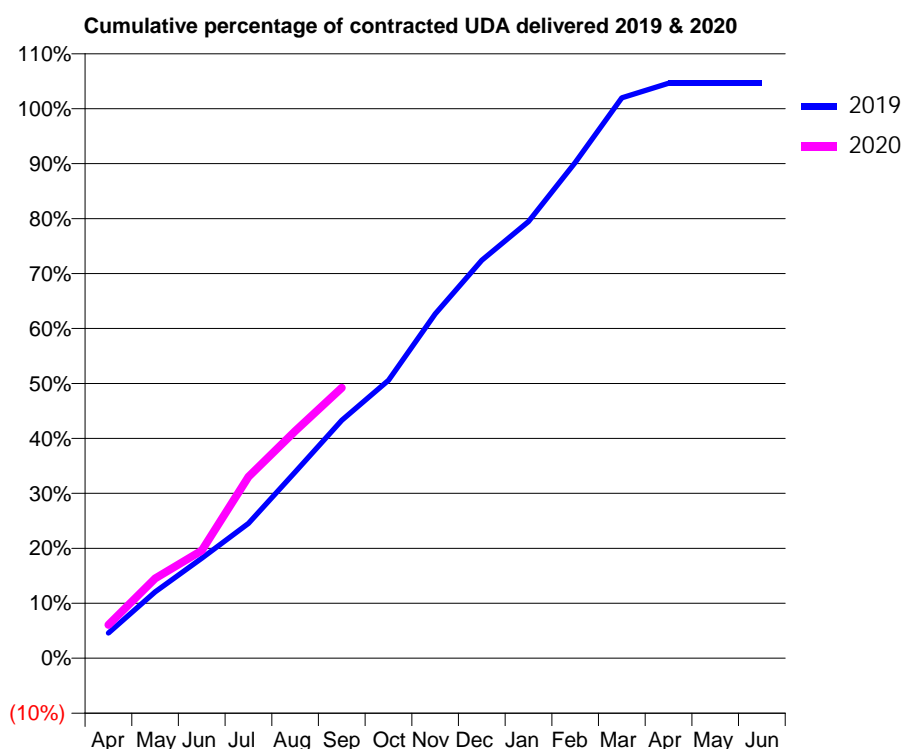
19/20 Contracted general activity (UDA)	13,462
Carry forward general activity (UDA)	0
19/20 Contracted orthodontic activity (UOA)	0
Carry forward orthodontic activity (UOA)	0
Baseline contract value	£419,239.21

ACCESS*

Patients seen in 24 months	Total	Change since previous quarter
Quarter ending September 2018	3,944	
Quarter ending December 2018	4,004	→
Quarter ending March 2019	4,089	↑
Quarter ending June 2019	4,151	→
Quarter ending September 2019	4,127	→
Variance since September 2018	4.6%	↑



ACTIVITY



Adjusted Scheduled Activity (UDA)		
Month	2019	2020
April	618	817
May	1,626	1,955
June	2,448	2,639
July	3,305	4,446
August	4,563	5,564
September	5,828	6,622
October	6,806	
November	8,436	
December	9,751	
January	10,699	
February	12,145	
March	13,727	
April	14,084	
May	14,084	
June	14,084	

QUALITY

	Quantity	Base Number	Contract	LHB	Wales
% of FP17s for the same patient ID Re-attending within 3 months - Children	18	525	3.4%	9.7%	10.7%
% of FP17s for the same patient ID Re-attending within 3 months - Adults	268	2,631	10.2%	13.6%	15.4%
% of FP17s for the same patient ID Re-attending between 3 & 9 months - Children	349	525	66.5%	57.0%	60.1%
% of FP17s for the same patient ID Re-attending between 3 & 9 months - Adults	1,791	2,631	68.1%	53.1%	56.7%
% of FP17s for Band 1 Urgent Courses	175	2,950	5.9%	9.8%	9.1%
% of FP17s Relating to Free Repair or Replacements	12	2,950	0.4%	0.7%	0.7%
% of FP17s Relating to Continuations	26	2,950	0.9%	0.5%	0.6%
% of Patients satisfied with the dentistry they have received	6	7	N/A	90.8%	93.0%
% of Patients satisfied with the time they had to wait for an appointment	7	7	N/A	89.0%	87.5%

* This is based on patients treated on this contract for their most recent course of treatment.

Figures in italics indicate the base number of FP17s or Patient Questionnaire responses are less than 100. N/A is shown where the base number of responses is less than 10 during the period. % is calculated as Quantity/Base number*100

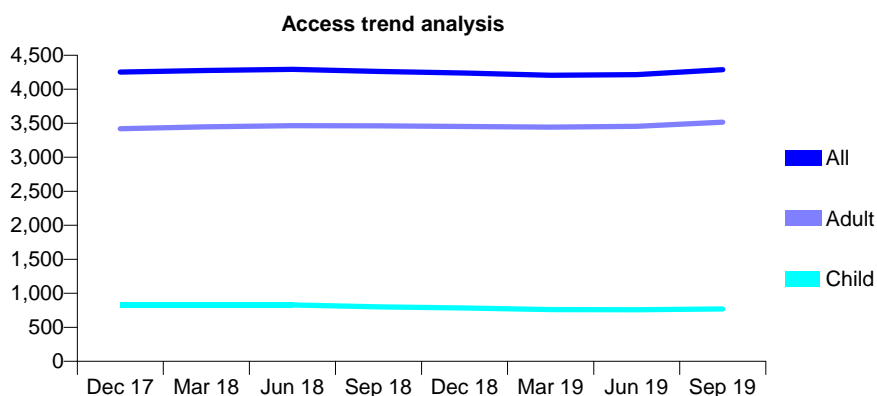
7A3 - Vital Signs At a Glance Contract Report for 163120/0001 - September 2019

Name or company name	OASIS DENTAL CARE LTD
Contract type name	GDS Contract
Purpose of contract	General
Contract start date	01/06/2015
Contract end date	

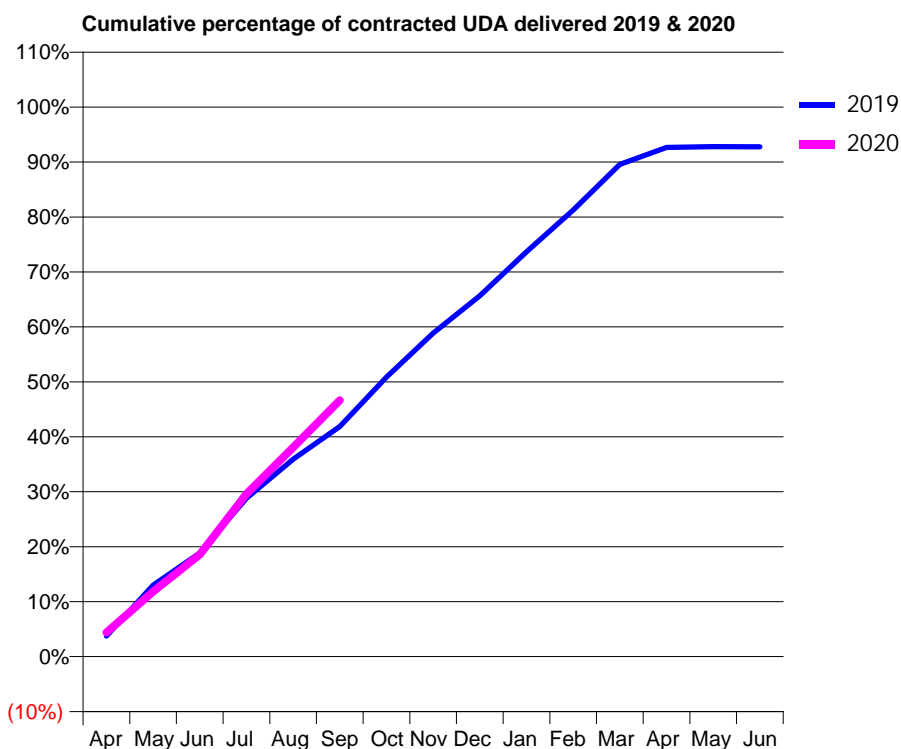
19/20 Contracted general activity (UDA)	13,369
Carry forward general activity (UDA)	0
19/20 Contracted orthodontic activity (UOA)	0
Carry forward orthodontic activity (UOA)	0
Baseline contract value	£396,597.21

ACCESS*

Patients seen in 24 months	Total	Change since previous quarter
Quarter ending September 2018	4,262	
Quarter ending December 2018	4,238	→
Quarter ending March 2019	4,205	→
Quarter ending June 2019	4,214	→
Quarter ending September 2019	4,287	→
Variance since September 2018	0.6%	→



ACTIVITY



Month	Adjusted Scheduled Activity (UDA)	
	2019	2020
April	502	587
May	1,736	1,581
June	2,523	2,483
July	3,853	3,959
August	4,804	5,093
September	5,599	6,234
October	6,798	
November	7,870	
December	8,776	
January	9,847	
February	10,863	
March	11,973	
April	12,384	
May	12,403	
June	12,402	

QUALITY

	Quantity	Base Number	Contract	LHB	Wales
% of FP17s for the same patient ID Re-attending within 3 months - Children	29	562	5.2%	9.7%	10.7%
% of FP17s for the same patient ID Re-attending within 3 months - Adults	314	2,703	11.6%	13.6%	15.4%
% of FP17s for the same patient ID Re-attending between 3 & 9 months - Children	345	562	61.4%	57.0%	60.1%
% of FP17s for the same patient ID Re-attending between 3 & 9 months - Adults	1,651	2,703	61.1%	53.1%	56.7%
% of FP17s for Band 1 Urgent Courses	247	3,040	8.1%	9.8%	9.1%
% of FP17s Relating to Free Repair or Replacements	4	3,040	0.1%	0.7%	0.7%
% of FP17s Relating to Continuations	0	3,040	0.0%	0.5%	0.6%
% of Patients satisfied with the dentistry they have received	2	2	N/A	90.8%	93.0%
% of Patients satisfied with the time they had to wait for an appointment	2	2	N/A	89.0%	87.5%

* This is based on patients treated on this contract for their most recent course of treatment. Figures in italics indicate the base number of FP17s or Patient Questionnaire responses are less than 100. N/A is shown where the base number of responses is less than 10 during the period. % is calculated as Quantity/Base number*100

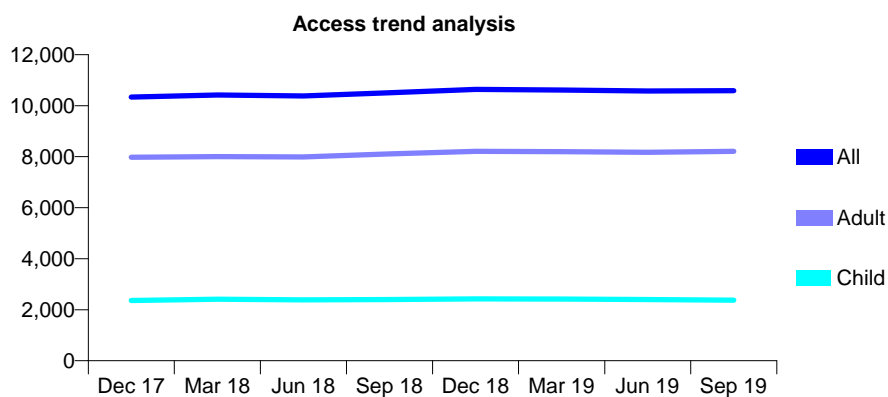
7A3 - Vital Signs At a Glance Contract Report for 169714/0001 - September 2019

Name or company name	Pantyyfynon Limited
Contract type name	Pilot Contract
Purpose of contract	General
Contract start date	01/04/2011
Contract end date	

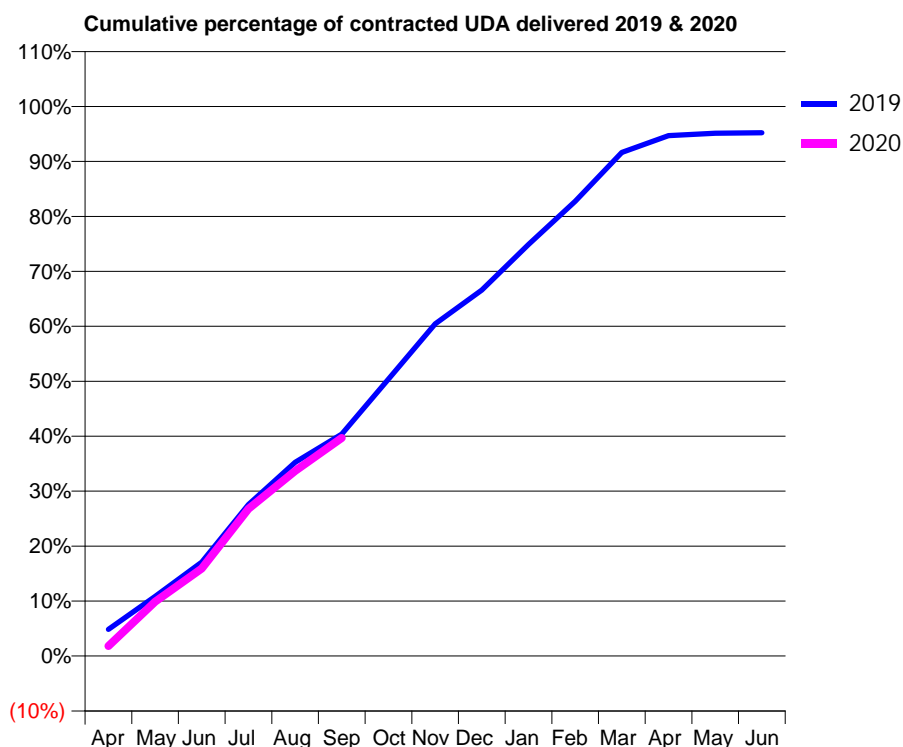
19/20 Contracted general activity (UDA)	22,834
Carry forward general activity (UDA)	0
19/20 Contracted orthodontic activity (UOA)	0
Carry forward orthodontic activity (UOA)	0
Baseline contract value	£570,920.68

ACCESS*

Patients seen in 24 months	Total	Change since previous quarter
Quarter ending September 2018	10,505	
Quarter ending December 2018	10,640	→
Quarter ending March 2019	10,612	→
Quarter ending June 2019	10,575	→
Quarter ending September 2019	10,589	→
Variance since September 2018	0.8%	→



ACTIVITY



Month	Adjusted Scheduled Activity (UDA)	
	2019	2020
April	1,111	418
May	2,480	2,259
June	3,900	3,631
July	6,292	6,114
August	8,046	7,695
September	9,223	9,062
October	11,503	
November	13,801	
December	15,201	
January	17,105	
February	18,890	
March	20,922	
April	21,622	
May	21,720	
June	21,740	

QUALITY

	Quantity	Base Number	Contract	LHB	Wales
% of FP17s for the same patient ID Re-attending within 3 months - Children	57	1,554	3.7%	9.7%	10.7%
% of FP17s for the same patient ID Re-attending within 3 months - Adults	273	3,813	7.2%	13.6%	15.4%
% of FP17s for the same patient ID Re-attending between 3 & 9 months - Children	925	1,554	59.5%	57.0%	60.1%
% of FP17s for the same patient ID Re-attending between 3 & 9 months - Adults	843	3,813	22.1%	53.1%	56.7%
% of FP17s for Band 1 Urgent Courses	157	4,933	3.2%	9.8%	9.1%
% of FP17s Relating to Free Repair or Replacements	53	4,933	1.1%	0.7%	0.7%
% of FP17s Relating to Continuations	29	4,933	0.6%	0.5%	0.6%
% of Patients satisfied with the dentistry they have received	24	26	92.3%	90.8%	93.0%
% of Patients satisfied with the time they had to wait for an appointment	25	26	96.2%	89.0%	87.5%

* This is based on patients treated on this contract for their most recent course of treatment. Figures in italics indicate the base number of FP17s or Patient Questionnaire responses are less than 100. N/A is shown where the base number of responses is less than 10 during the period. % is calculated as Quantity/Base number*100

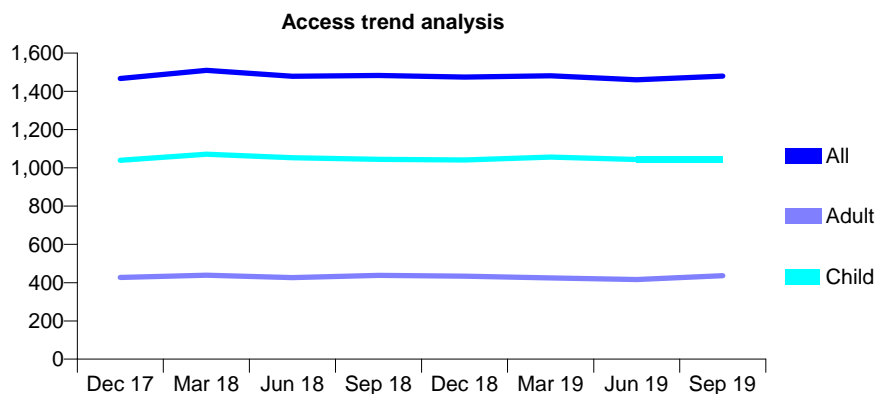
7A3 - Vital Signs At a Glance Contract Report for 171131/0001 - September 2019

Name or company name	J & LV Ltd
Contract type name	GDS Contract
Purpose of contract	General
Contract start date	01/04/2006
Contract end date	

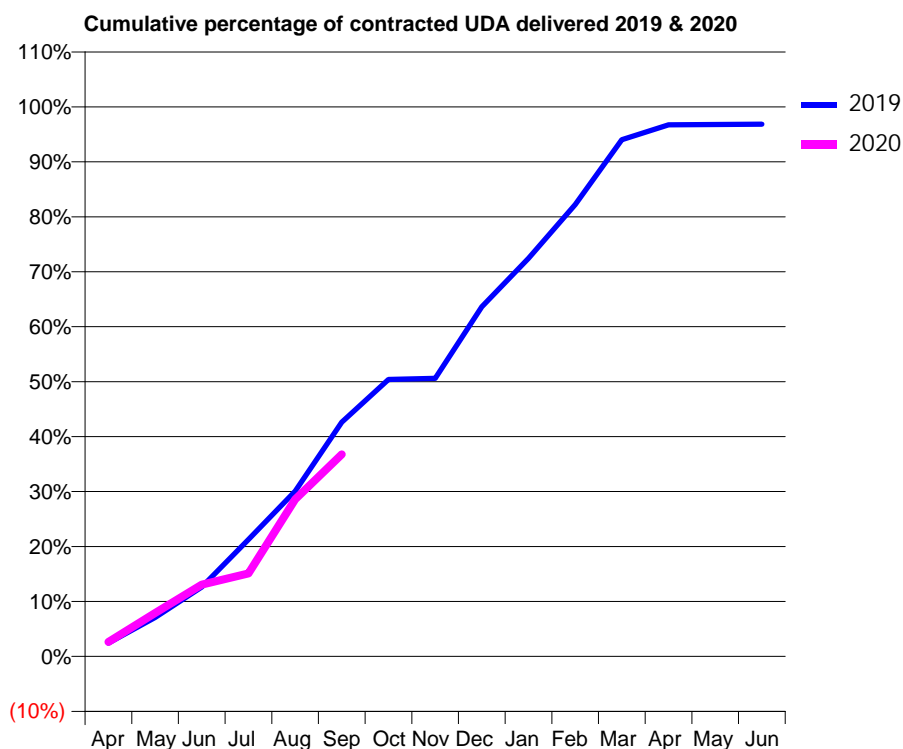
19/20 Contracted general activity (UDA)	4,000
Carry forward general activity (UDA)	0
19/20 Contracted orthodontic activity (UOA)	0
Carry forward orthodontic activity (UOA)	0
Baseline contract value	£125,626.04

ACCESS*

Patients seen in 24 months	Total	Change since previous quarter
Quarter ending September 2018	1,483	
Quarter ending December 2018	1,475	→
Quarter ending March 2019	1,481	→
Quarter ending June 2019	1,460	↓
Quarter ending September 2019	1,480	→
Variance since September 2018	(0.2%)	→



ACTIVITY



Month	2019	2020
April	73	105
May	213	316
June	379	523
July	638	605
August	902	1,143
September	1,278	1,471
October	1,512	
November	1,519	
December	1,909	
January	2,174	
February	2,467	
March	2,820	
April	2,902	
May	2,904	
June	2,905	

QUALITY

	Quantity	Base Number	Contract	LHB	Wales
% of FP17s for the same patient ID Re-attending within 3 months - Children	58	809	7.2%	9.7%	10.7%
% of FP17s for the same patient ID Re-attending within 3 months - Adults	24	248	9.7%	13.6%	15.4%
% of FP17s for the same patient ID Re-attending between 3 & 9 months - Children	495	809	61.2%	57.0%	60.1%
% of FP17s for the same patient ID Re-attending between 3 & 9 months - Adults	155	248	62.5%	53.1%	56.7%
% of FP17s for Band 1 Urgent Courses	45	1,006	4.5%	9.8%	9.1%
% of FP17s Relating to Free Repair or Replacements	0	1,006	0.0%	0.7%	0.7%
% of FP17s Relating to Continuations	0	1,006	0.0%	0.5%	0.6%
% of Patients satisfied with the dentistry they have received	2	2	N/A	90.8%	93.0%
% of Patients satisfied with the time they had to wait for an appointment	2	2	N/A	89.0%	87.5%

* This is based on patients treated on this contract for their most recent course of treatment. Figures in italics indicate the base number of FP17s or Patient Questionnaire responses are less than 100. N/A is shown where the base number of responses is less than 10 during the period. % is calculated as Quantity/Base number*100

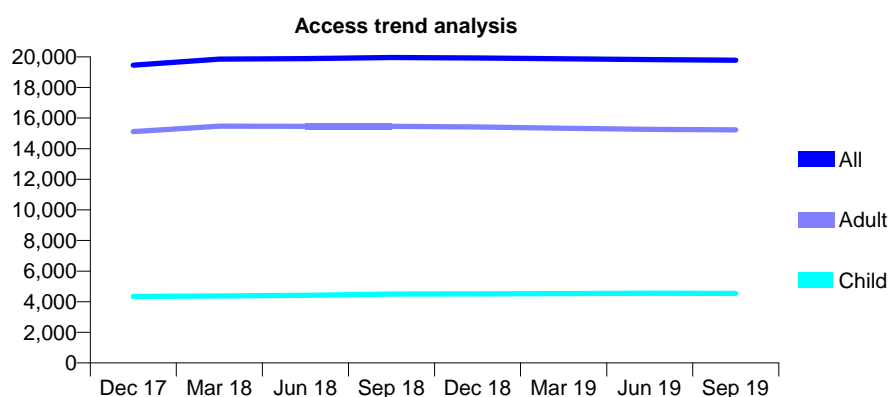
7A3 - Vital Signs At a Glance Contract Report for 175641/0001 - September 2019

Name or company name	United Dental Ltd
Contract type name	GDS Contract
Purpose of contract	General
Contract start date	01/04/2009
Contract end date	

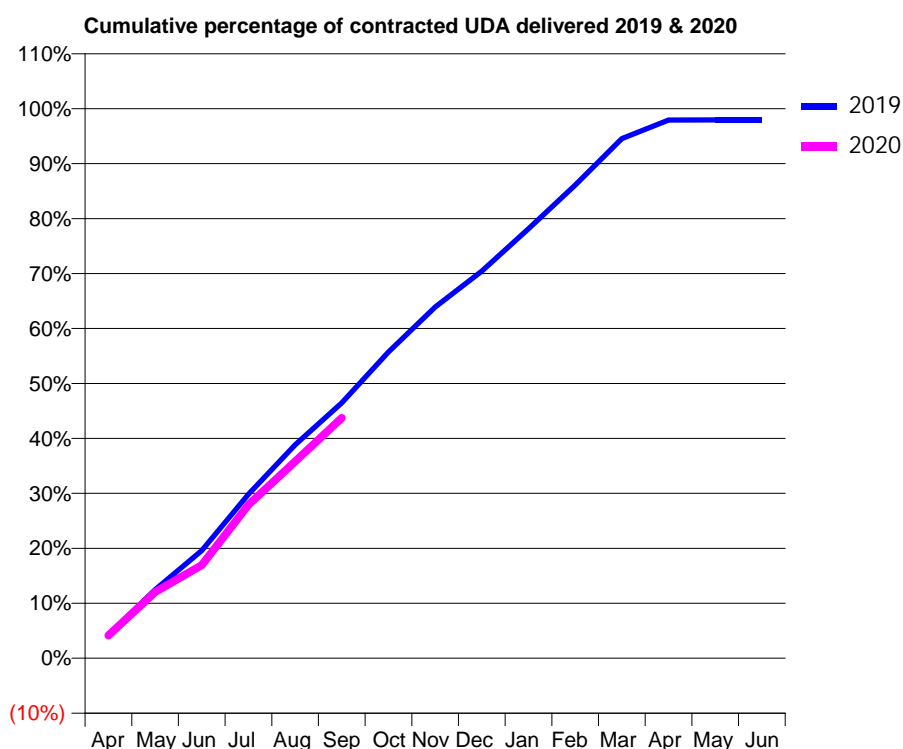
19/20 Contracted general activity (UDA)	54,400
Carry forward general activity (UDA)	0
19/20 Contracted orthodontic activity (UOA)	0
Carry forward orthodontic activity (UOA)	0
Baseline contract value	£1,406,561.89

ACCESS*

Patients seen in 24 months	Total	Change since previous quarter
Quarter ending September 2018	19,964	
Quarter ending December 2018	19,930	→
Quarter ending March 2019	19,874	→
Quarter ending June 2019	19,822	→
Quarter ending September 2019	19,776	→
Variance since September 2018	(0.9%)	→



ACTIVITY



Month	2019	2020
April	2,280	2,266
May	6,791	6,556
June	10,653	9,226
July	16,228	15,190
August	21,134	19,473
September	25,270	23,788
October	30,322	
November	34,768	
December	38,318	
January	42,515	
February	46,829	
March	51,441	
April	53,278	
May	53,289	
June	53,284	

QUALITY

	Quantity	Base Number	Contract	LHB	Wales
% of FP17s for the same patient ID Re-attending within 3 months - Children	170	3,305	5.1%	9.7%	10.7%
% of FP17s for the same patient ID Re-attending within 3 months - Adults	1,111	10,185	10.9%	13.6%	15.4%
% of FP17s for the same patient ID Re-attending between 3 & 9 months - Children	1,939	3,305	58.7%	57.0%	60.1%
% of FP17s for the same patient ID Re-attending between 3 & 9 months - Adults	5,181	10,185	50.9%	53.1%	56.7%
% of FP17s for Band 1 Urgent Courses	843	12,670	6.7%	9.8%	9.1%
% of FP17s Relating to Free Repair or Replacements	109	12,670	0.9%	0.7%	0.7%
% of FP17s Relating to Continuations	64	12,670	0.5%	0.5%	0.6%
% of Patients satisfied with the dentistry they have received	31	36	86.1%	90.8%	93.0%
% of Patients satisfied with the time they had to wait for an appointment	30	36	83.3%	89.0%	87.5%

* This is based on patients treated on this contract for their most recent course of treatment.

Figures in italics indicate the base number of FP17s or Patient Questionnaire responses are less than 100. N/A is shown where the base number of responses is less than 10 during the period. % is calculated as Quantity/Base number*100

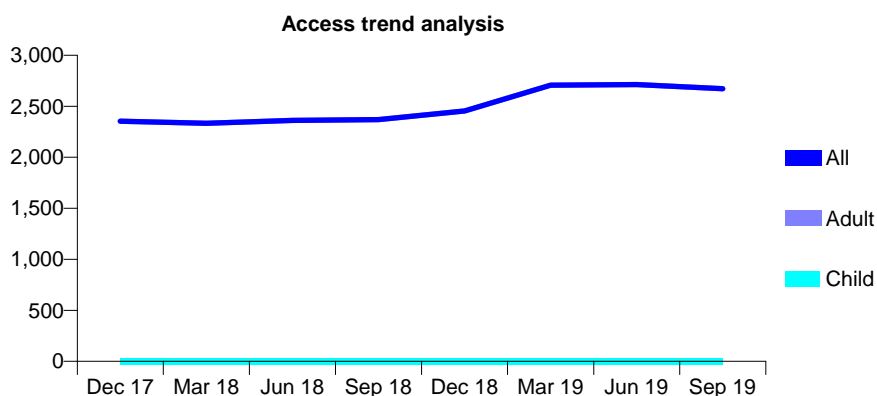
7A3 - Vital Signs At a Glance Contract Report for 175641/0002 - September 2019

Name or company name	United Dental Ltd
Contract type name	GDS Contract
Purpose of contract	General
Contract start date	01/04/2009
Contract end date	

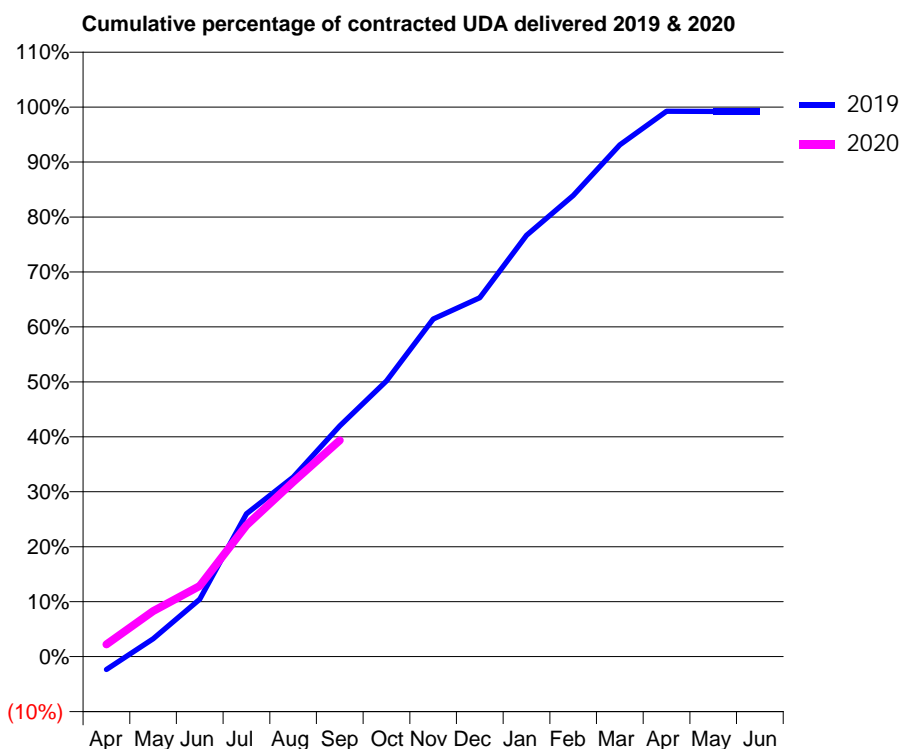
19/20 Contracted general activity (UDA)	6,467
Carry forward general activity (UDA)	0
19/20 Contracted orthodontic activity (UOA)	0
Carry forward orthodontic activity (UOA)	0
Baseline contract value	£327,986.81

ACCESS*

Patients seen in 24 months	Total	Change since previous quarter
Quarter ending September 2018	2,369	
Quarter ending December 2018	2,454	↑
Quarter ending March 2019	2,706	↑
Quarter ending June 2019	2,713	→
Quarter ending September 2019	2,673	↓
Variance since September 2018	12.8%	↑



ACTIVITY



Month	Adjusted Scheduled Activity (UDA)	
	2019	2020
April	-153	144
May	209	536
June	676	832
July	1,681	1,545
August	2,112	2,054
September	2,715	2,547
October	3,245	
November	3,973	
December	4,224	
January	4,959	
February	5,427	
March	6,023	
April	6,419	
May	6,417	
June	6,417	

QUALITY

	Quantity	Base Number	Contract	LHB	Wales
% of FP17s for the same patient ID Re-attending within 3 months - Children	0	0	N/A	9.7%	10.7%
% of FP17s for the same patient ID Re-attending within 3 months - Adults	66	1,448	4.6%	13.6%	15.4%
% of FP17s for the same patient ID Re-attending between 3 & 9 months - Children	0	0	N/A	57.0%	60.1%
% of FP17s for the same patient ID Re-attending between 3 & 9 months - Adults	919	1,448	63.5%	53.1%	56.7%
% of FP17s for Band 1 Urgent Courses	5	1,330	0.4%	9.8%	9.1%
% of FP17s Relating to Free Repair or Replacements	0	1,330	0.0%	0.7%	0.7%
% of FP17s Relating to Continuations	0	1,330	0.0%	0.5%	0.6%
% of Patients satisfied with the dentistry they have received	0	0	N/A	90.8%	93.0%
% of Patients satisfied with the time they had to wait for an appointment	0	0	N/A	89.0%	87.5%

* This is based on patients treated on this contract for their most recent course of treatment. Figures in italics indicate the base number of FP17s or Patient Questionnaire responses are less than 100. N/A is shown where the base number of responses is less than 10 during the period. % is calculated as Quantity/Base number*100

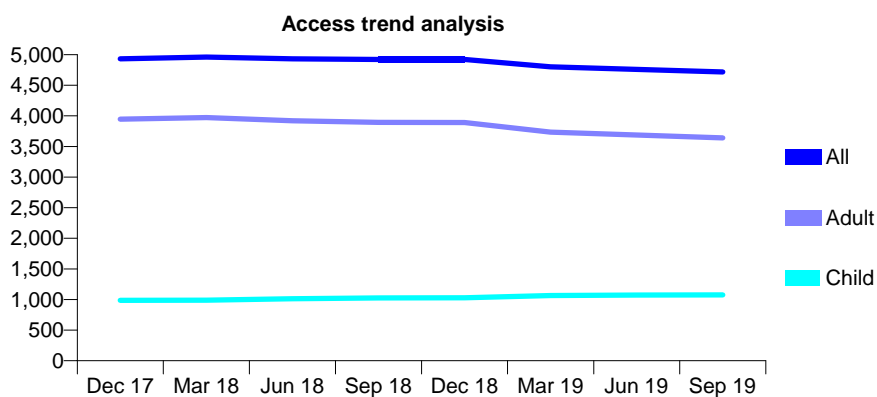
7A3 - Vital Signs At a Glance Contract Report for 175641/0003 - September 2019

Name or company name	United Dental Ltd
Contract type name	GDS Contract
Purpose of contract	General
Contract start date	01/04/2009
Contract end date	

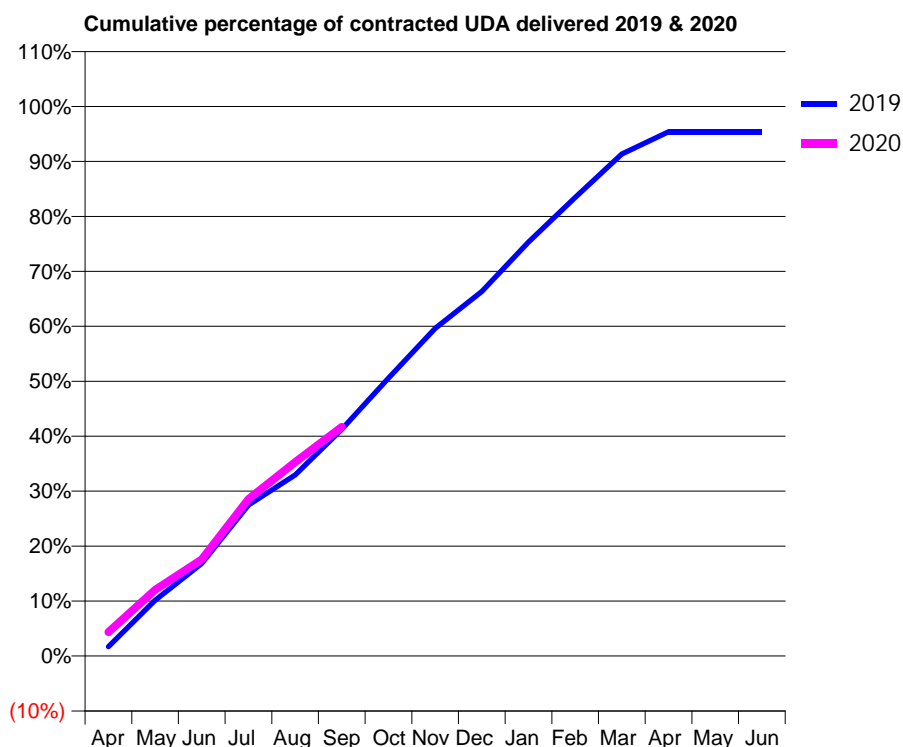
19/20 Contracted general activity (UDA)	13,200
Carry forward general activity (UDA)	0
19/20 Contracted orthodontic activity (UOA)	0
Carry forward orthodontic activity (UOA)	0
Baseline contract value	£330,037.63

ACCESS*

Patients seen in 24 months	Total	Change since previous quarter
Quarter ending September 2018	4,922	
Quarter ending December 2018	4,921	→
Quarter ending March 2019	4,801	↓
Quarter ending June 2019	4,759	→
Quarter ending September 2019	4,717	→
Variance since September 2018	(4.2%)	↓



ACTIVITY



Month	Adjusted Scheduled Activity (UDA)	
	2019	2020
April	227	576
May	1,339	1,589
June	2,225	2,320
July	3,627	3,769
August	4,352	4,655
September	5,443	5,504
October	6,674	
November	7,871	
December	8,757	
January	9,945	
February	11,013	
March	12,056	
April	12,591	
May	12,591	
June	12,591	

QUALITY

	Quantity	Base Number	Contract	LHB	Wales
% of FP17s for the same patient ID Re-attending within 3 months - Children	34	672	5.1%	9.7%	10.7%
% of FP17s for the same patient ID Re-attending within 3 months - Adults	342	2,672	12.8%	13.6%	15.4%
% of FP17s for the same patient ID Re-attending between 3 & 9 months - Children	322	672	47.9%	57.0%	60.1%
% of FP17s for the same patient ID Re-attending between 3 & 9 months - Adults	1,490	2,672	55.8%	53.1%	56.7%
% of FP17s for Band 1 Urgent Courses	189	3,113	6.1%	9.8%	9.1%
% of FP17s Relating to Free Repair or Replacements	42	3,113	1.3%	0.7%	0.7%
% of FP17s Relating to Continuations	14	3,113	0.4%	0.5%	0.6%
% of Patients satisfied with the dentistry they have received	4	4	N/A	90.8%	93.0%
% of Patients satisfied with the time they had to wait for an appointment	4	4	N/A	89.0%	87.5%

* This is based on patients treated on this contract for their most recent course of treatment. Figures in italics indicate the base number of FP17s or Patient Questionnaire responses are less than 100. N/A is shown where the base number of responses is less than 10 during the period. % is calculated as Quantity/Base number*100

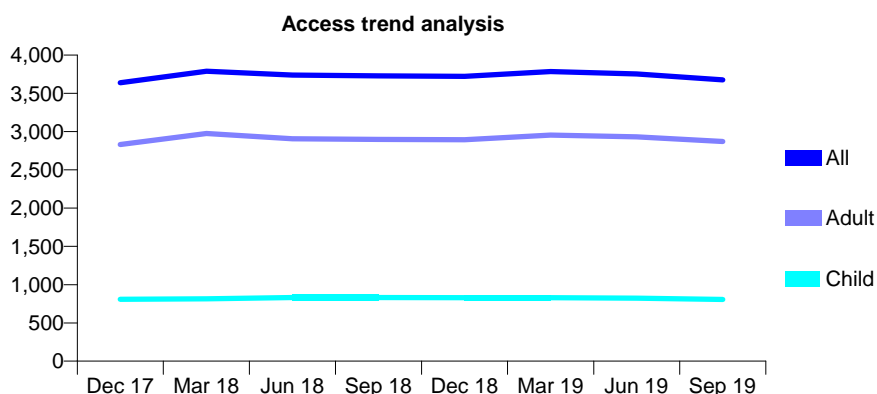
7A3 - Vital Signs At a Glance Contract Report for 177415/0001 - September 2019

Name or company name	Ty Gwyn Dental Practice Limited
Contract type name	GDS Contract
Purpose of contract	General
Contract start date	01/10/2008
Contract end date	

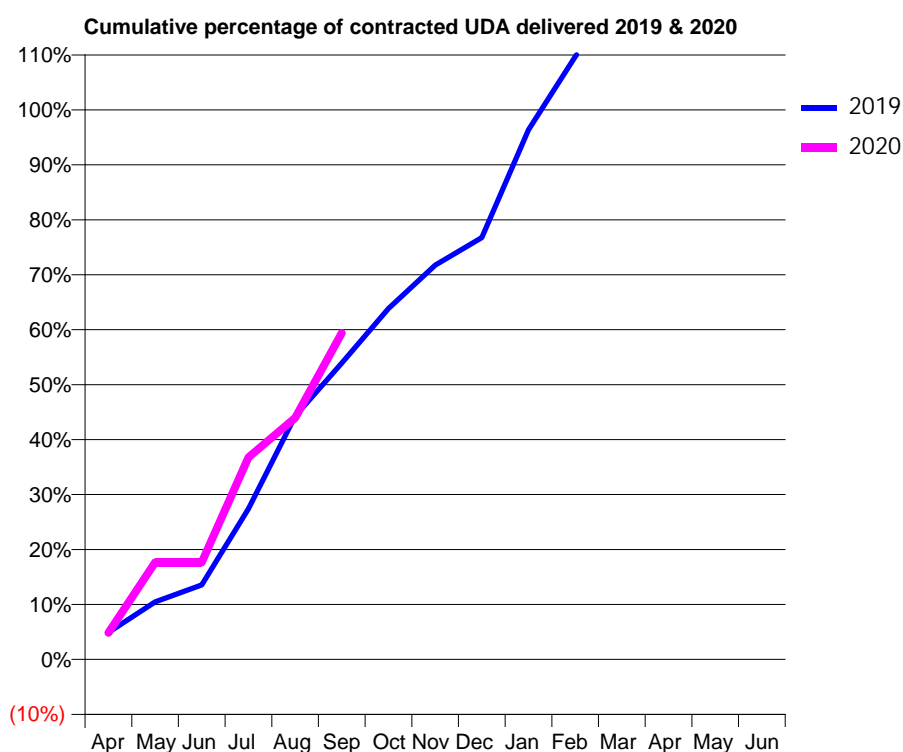
19/20 Contracted general activity (UDA)	8,250
Carry forward general activity (UDA)	0
19/20 Contracted orthodontic activity (UOA)	0
Carry forward orthodontic activity (UOA)	0
Baseline contract value	£205,841.60

ACCESS*

Patients seen in 24 months	Total	Change since previous quarter
Quarter ending September 2018	3,728	
Quarter ending December 2018	3,722	→
Quarter ending March 2019	3,784	→
Quarter ending June 2019	3,754	→
Quarter ending September 2019	3,675	↓
Variance since September 2018	(1.4%)	↓



ACTIVITY



Adjusted Scheduled Activity (UDA)		
Month	2019	2020
April	406	399
May	864	1,456
June	1,119	1,456
July	2,263	3,034
August	3,652	3,627
September	4,447	4,899
October	5,269	
November	5,920	
December	6,332	
January	7,950	
February	9,048	
March	9,983	
April	10,070	
May	10,075	
June	10,075	

QUALITY

	Quantity	Base Number	Contract	LHB	Wales
% of FP17s for the same patient ID Re-attending within 3 months - Children	45	525	8.6%	9.7%	10.7%
% of FP17s for the same patient ID Re-attending within 3 months - Adults	208	1,583	13.1%	13.6%	15.4%
% of FP17s for the same patient ID Re-attending between 3 & 9 months - Children	257	525	49.0%	57.0%	60.1%
% of FP17s for the same patient ID Re-attending between 3 & 9 months - Adults	690	1,583	43.6%	53.1%	56.7%
% of FP17s for Band 1 Urgent Courses	215	2,084	10.3%	9.8%	9.1%
% of FP17s Relating to Free Repair or Replacements	11	2,084	0.5%	0.7%	0.7%
% of FP17s Relating to Continuations	0	2,084	0.0%	0.5%	0.6%
% of Patients satisfied with the dentistry they have received	5	6	N/A	90.8%	93.0%
% of Patients satisfied with the time they had to wait for an appointment	5	6	N/A	89.0%	87.5%

* This is based on patients treated on this contract for their most recent course of treatment. Figures in italics indicate the base number of FP17s or Patient Questionnaire responses are less than 100. N/A is shown where the base number of responses is less than 10 during the period. % is calculated as Quantity/Base number*100

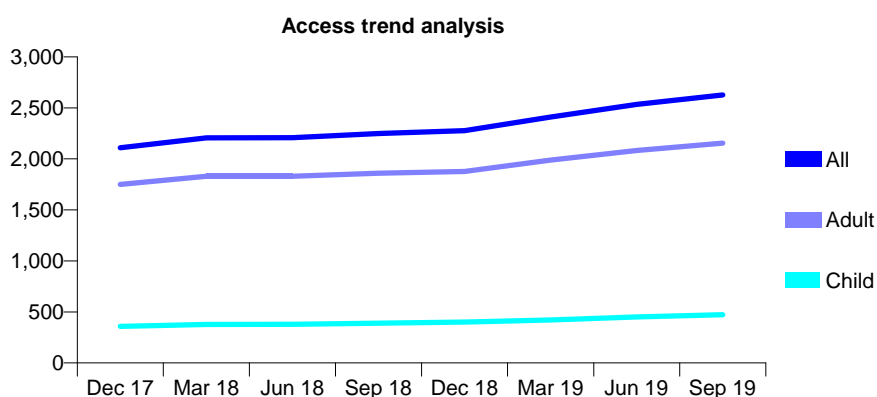
7A3 - Vital Signs At a Glance Contract Report for 178624/0001 - September 2019

Name or company name	C Hancock
Contract type name	GDS Contract
Purpose of contract	General
Contract start date	01/04/2014
Contract end date	

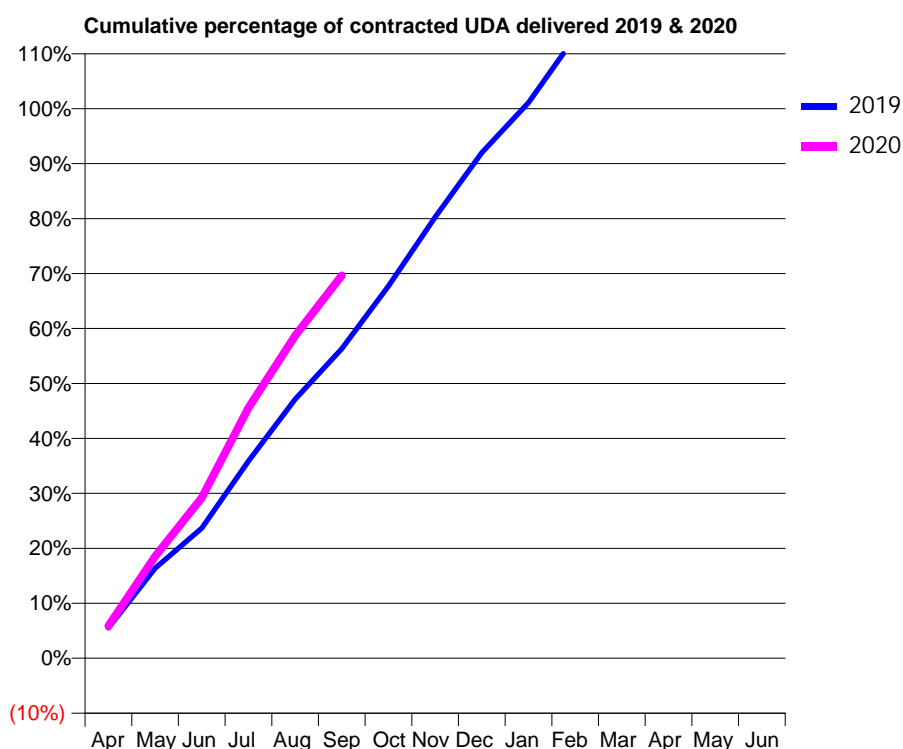
19/20 Contracted general activity (UDA)	5,906
Carry forward general activity (UDA)	0
19/20 Contracted orthodontic activity (UOA)	0
Carry forward orthodontic activity (UOA)	0
Baseline contract value	£147,649.57

ACCESS*

Patients seen in 24 months	Total	Change since previous quarter
Quarter ending September 2018	2,249	
Quarter ending December 2018	2,277	→
Quarter ending March 2019	2,410	↑
Quarter ending June 2019	2,534	↑
Quarter ending September 2019	2,627	↑
Variance since September 2018	16.8%	↑



ACTIVITY



Month	2019	2020
April	326	346
May	968	1,096
June	1,398	1,725
July	2,119	2,691
August	2,784	3,466
September	3,326	4,112
October	3,999	
November	4,742	
December	5,432	
January	5,971	
February	6,680	
March	7,788	
April	8,078	
May	8,061	
June	8,041	

QUALITY

	Quantity	Base Number	Contract	LHB	Wales
% of FP17s for the same patient ID Re-attending within 3 months - Children	28	374	7.5%	9.7%	10.7%
% of FP17s for the same patient ID Re-attending within 3 months - Adults	220	1,681	13.1%	13.6%	15.4%
% of FP17s for the same patient ID Re-attending between 3 & 9 months - Children	199	374	53.2%	57.0%	60.1%
% of FP17s for the same patient ID Re-attending between 3 & 9 months - Adults	901	1,681	53.6%	53.1%	56.7%
% of FP17s for Band 1 Urgent Courses	110	1,942	5.7%	9.8%	9.1%
% of FP17s Relating to Free Repair or Replacements	16	1,942	0.8%	0.7%	0.7%
% of FP17s Relating to Continuations	0	1,942	0.0%	0.5%	0.6%
% of Patients satisfied with the dentistry they have received	5	5	N/A	90.8%	93.0%
% of Patients satisfied with the time they had to wait for an appointment	5	5	N/A	89.0%	87.5%

* This is based on patients treated on this contract for their most recent course of treatment.

Figures in italics indicate the base number of FP17s or Patient Questionnaire responses are less than 100. N/A is shown where the base number of responses is less than 10 during the period. % is calculated as Quantity/Base number*100

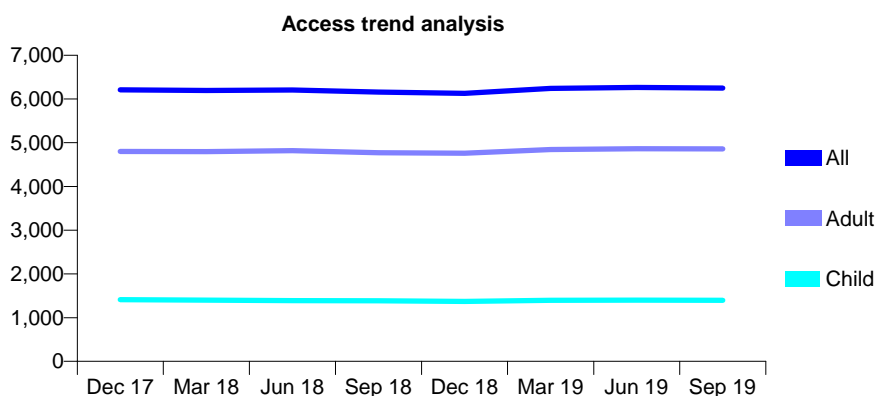
7A3 - Vital Signs At a Glance Contract Report for 179310/0001 - September 2019

Name or company name	West Coast Dental Care Ltd
Contract type name	GDS Contract
Purpose of contract	General
Contract start date	01/04/2010
Contract end date	

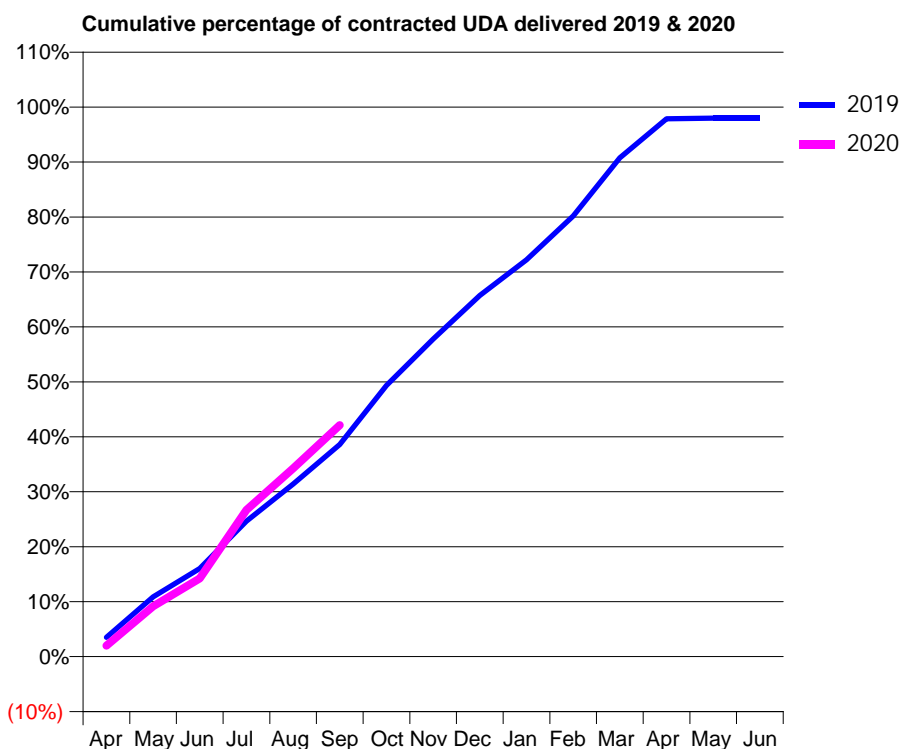
19/20 Contracted general activity (UDA)	22,023
Carry forward general activity (UDA)	0
19/20 Contracted orthodontic activity (UOA)	0
Carry forward orthodontic activity (UOA)	0
Baseline contract value	£535,785.49

ACCESS*

Patients seen in 24 months	Total	Change since previous quarter
Quarter ending September 2018	6,158	
Quarter ending December 2018	6,129	→
Quarter ending March 2019	6,242	→
Quarter ending June 2019	6,262	→
Quarter ending September 2019	6,252	→
Variance since September 2018	1.5%	→



ACTIVITY



Month	Adjusted Scheduled Activity (UDA)	
	2019	2020
April	773	442
May	2,399	2,017
June	3,531	3,133
July	5,428	5,879
August	6,916	7,545
September	8,500	9,273
October	10,866	
November	12,728	
December	14,468	
January	15,903	
February	17,662	
March	19,983	
April	21,551	
May	21,576	
June	21,576	

QUALITY

	Quantity	Base Number	Contract	LHB	Wales
% of FP17s for the same patient ID Re-attending within 3 months - Children	56	1,151	4.9%	9.7%	10.7%
% of FP17s for the same patient ID Re-attending within 3 months - Adults	436	3,949	11.0%	13.6%	15.4%
% of FP17s for the same patient ID Re-attending between 3 & 9 months - Children	775	1,151	67.3%	57.0%	60.1%
% of FP17s for the same patient ID Re-attending between 3 & 9 months - Adults	2,602	3,949	65.9%	53.1%	56.7%
% of FP17s for Band 1 Urgent Courses	316	4,540	7.0%	9.8%	9.1%
% of FP17s Relating to Free Repair or Replacements	12	4,540	0.3%	0.7%	0.7%
% of FP17s Relating to Continuations	6	4,540	0.1%	0.5%	0.6%
% of Patients satisfied with the dentistry they have received	20	21	95.2%	90.8%	93.0%
% of Patients satisfied with the time they had to wait for an appointment	20	21	95.2%	89.0%	87.5%

* This is based on patients treated on this contract for their most recent course of treatment. Figures in italics indicate the base number of FP17s or Patient Questionnaire responses are less than 100. N/A is shown where the base number of responses is less than 10 during the period. % is calculated as Quantity/Base number*100

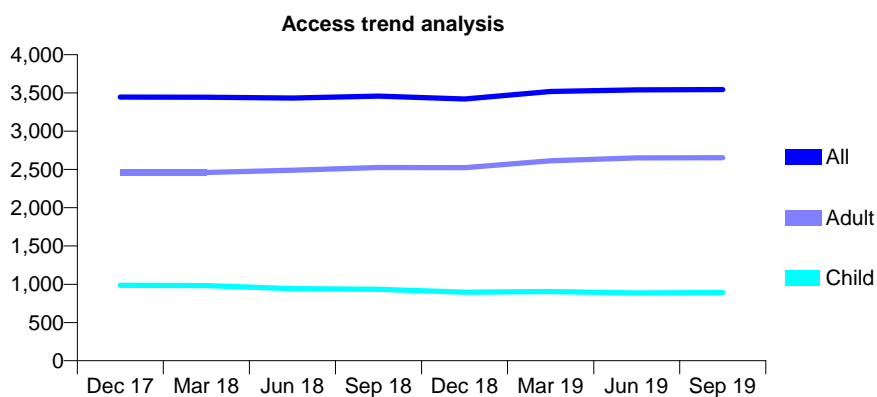
7A3 - Vital Signs At a Glance Contract Report for 181382/0001 - September 2019

Name or company name	Cwmdulais Dental Practice
Contract type name	GDS Contract
Purpose of contract	General and Orthodontic
Contract start date	01/01/2014
Contract end date	

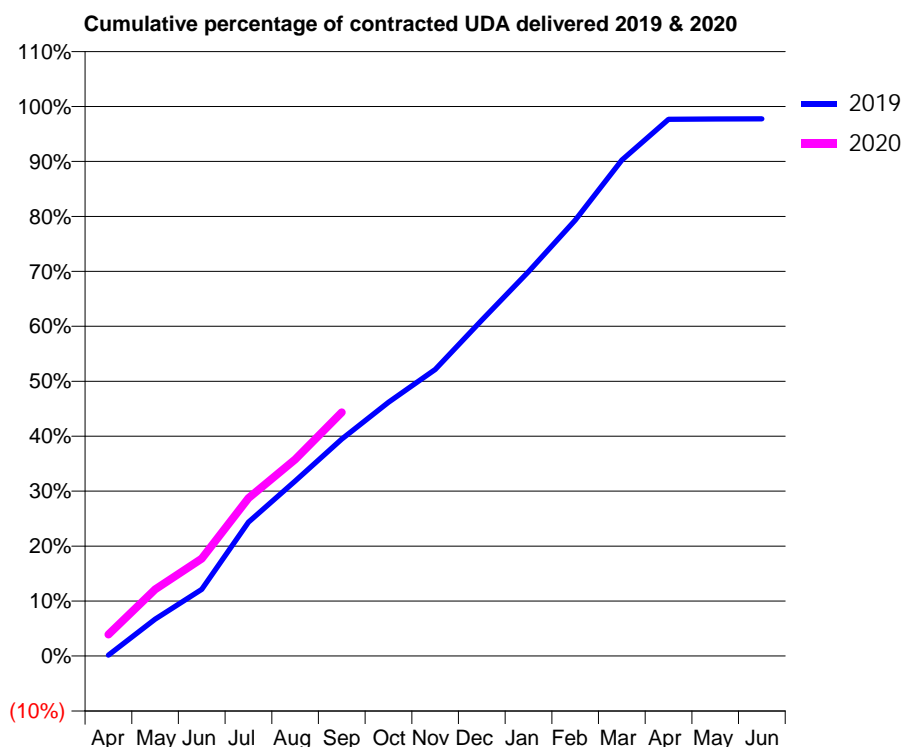
19/20 Contracted general activity (UDA)	8,575
Carry forward general activity (UDA)	0
19/20 Contracted orthodontic activity (UOA)	1,351
Carry forward orthodontic activity (UOA)	0
Baseline contract value	£431,702.33

ACCESS*

Patients seen in 24 months	Total	Change since previous quarter
Quarter ending September 2018	3,458	
Quarter ending December 2018	3,420	↓
Quarter ending March 2019	3,518	↑
Quarter ending June 2019	3,539	→
Quarter ending September 2019	3,545	→
Variance since September 2018	2.5%	↑



ACTIVITY



Month	Adjusted Scheduled Activity (UDA)	
	2019	2020
April	14	336
May	576	1,040
June	1,040	1,520
July	2,090	2,465
August	2,730	3,068
September	3,385	3,802
October	3,959	
November	4,471	
December	5,242	
January	5,997	
February	6,801	
March	7,737	
April	8,374	
May	8,379	
June	8,380	

QUALITY

	Quantity	Base Number	Contract	LHB	Wales
% of FP17s for the same patient ID Re-attending within 3 months - Children	69	811	8.5%	9.7%	10.7%
% of FP17s for the same patient ID Re-attending within 3 months - Adults	245	1,948	12.6%	13.6%	15.4%
% of FP17s for the same patient ID Re-attending between 3 & 9 months - Children	430	811	53.0%	57.0%	60.1%
% of FP17s for the same patient ID Re-attending between 3 & 9 months - Adults	924	1,948	47.4%	53.1%	56.7%
% of FP17s for Band 1 Urgent Courses	306	2,329	13.1%	9.8%	9.1%
% of FP17s Relating to Free Repair or Replacements	12	2,329	0.5%	0.7%	0.7%
% of FP17s Relating to Continuations	3	2,329	0.1%	0.5%	0.6%
% of Patients satisfied with the dentistry they have received	3	3	N/A	90.8%	93.0%
% of Patients satisfied with the time they had to wait for an appointment	2	3	N/A	89.0%	87.5%

* This is based on patients treated on this contract for their most recent course of treatment. Figures in italics indicate the base number of FP17s or Patient Questionnaire responses are less than 100. N/A is shown where the base number of responses is less than 10 during the period. % is calculated as Quantity/Base number*100

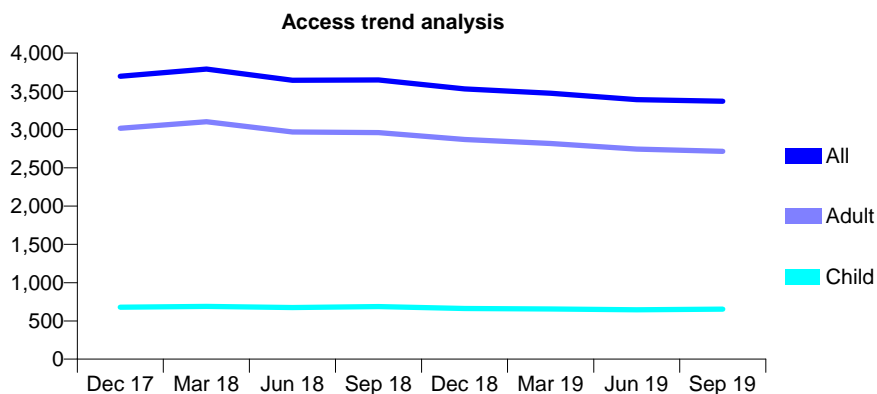
7A3 - Vital Signs At a Glance Contract Report for 184136/0001 - September 2019

Name or company name	Glynneath Dental Practice
Contract type name	Pilot Contract
Purpose of contract	General
Contract start date	01/09/2012
Contract end date	

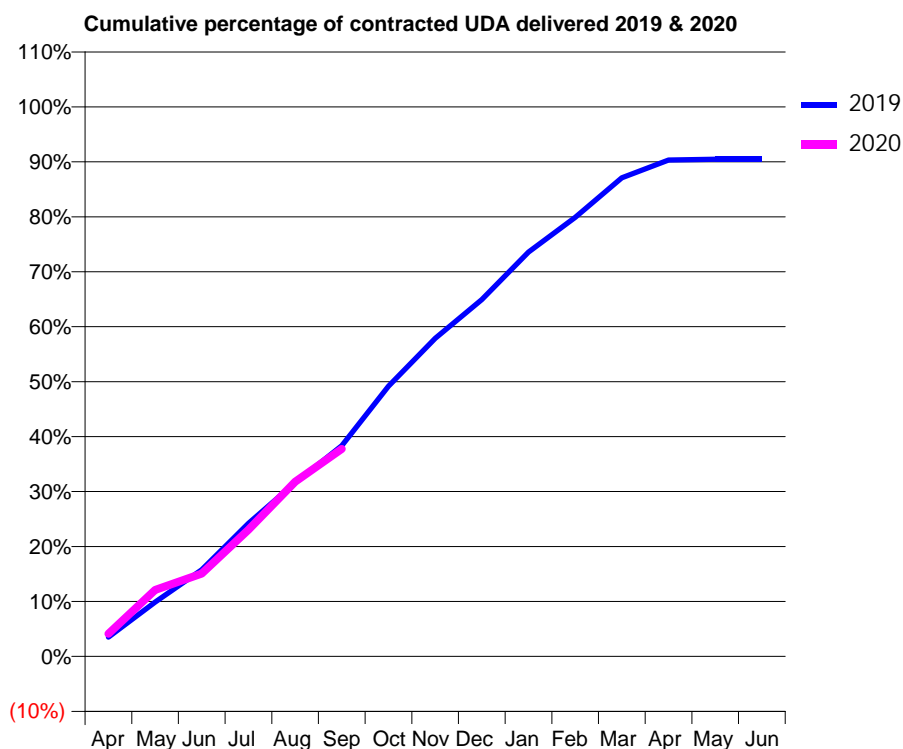
19/20 Contracted general activity (UDA)	11,323
Carry forward general activity (UDA)	0
19/20 Contracted orthodontic activity (UOA)	0
Carry forward orthodontic activity (UOA)	0
Baseline contract value	£417,406.53

ACCESS*

Patients seen in 24 months	Total	Change since previous quarter
Quarter ending September 2018	3,648	
Quarter ending December 2018	3,532	↓
Quarter ending March 2019	3,474	↓
Quarter ending June 2019	3,390	↓
Quarter ending September 2019	3,370	→
Variance since September 2018	(7.6%)	↓



ACTIVITY



Month	2019	2020
April	398	470
May	1,121	1,369
June	1,785	1,707
July	2,742	2,612
August	3,580	3,599
September	4,343	4,275
October	5,569	
November	6,554	
December	7,351	
January	8,334	
February	9,047	
March	9,861	
April	10,227	
May	10,246	
June	10,246	

QUALITY

	Quantity	Base Number	Contract	LHB	Wales
% of FP17s for the same patient ID Re-attending within 3 months - Children	21	336	6.3%	9.7%	10.7%
% of FP17s for the same patient ID Re-attending within 3 months - Adults	206	1,560	13.2%	13.6%	15.4%
% of FP17s for the same patient ID Re-attending between 3 & 9 months - Children	89	336	26.5%	57.0%	60.1%
% of FP17s for the same patient ID Re-attending between 3 & 9 months - Adults	576	1,560	36.9%	53.1%	56.7%
% of FP17s for Band 1 Urgent Courses	180	1,759	10.2%	9.8%	9.1%
% of FP17s Relating to Free Repair or Replacements	24	1,759	1.4%	0.7%	0.7%
% of FP17s Relating to Continuations	13	1,759	0.7%	0.5%	0.6%
% of Patients satisfied with the dentistry they have received	2	2	N/A	90.8%	93.0%
% of Patients satisfied with the time they had to wait for an appointment	2	2	N/A	89.0%	87.5%

* This is based on patients treated on this contract for their most recent course of treatment. Figures in italics indicate the base number of FP17s or Patient Questionnaire responses are less than 100. N/A is shown where the base number of responses is less than 10 during the period. % is calculated as Quantity/Base number*100

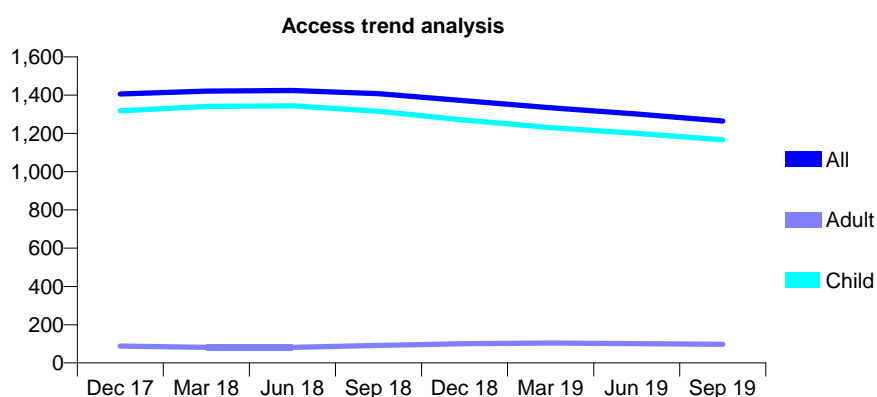
7A3 - Vital Signs At a Glance Contract Report for 185000/0001 - September 2019

Name or company name	Howells, Harrison & Gregson
Contract type name	GDS Contract
Purpose of contract	General
Contract start date	01/04/2006
Contract end date	

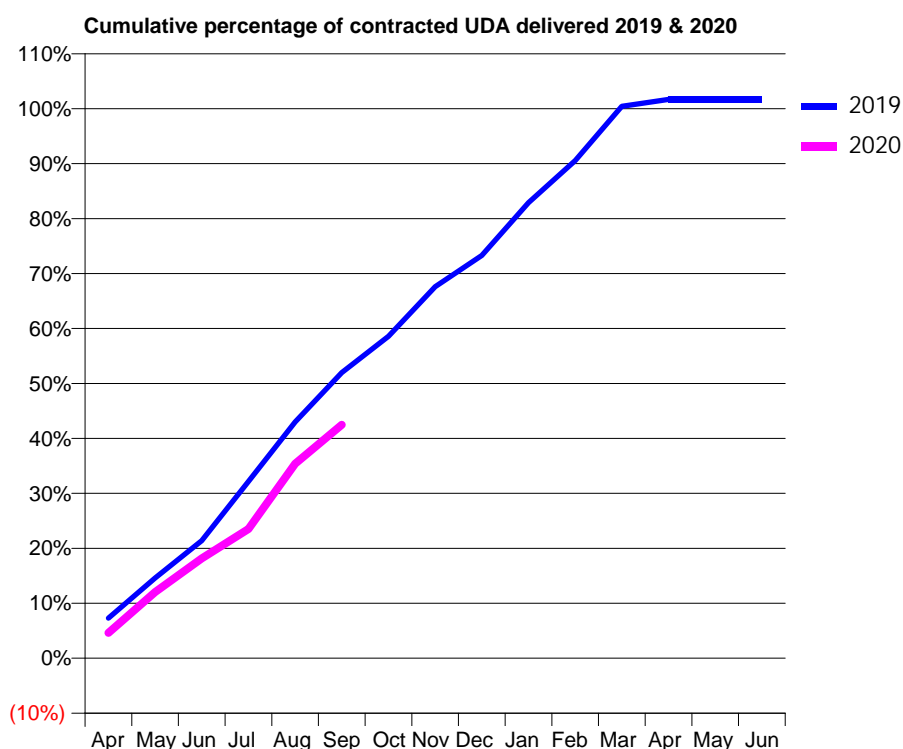
19/20 Contracted general activity (UDA)	2,576
Carry forward general activity (UDA)	0
19/20 Contracted orthodontic activity (UOA)	0
Carry forward orthodontic activity (UOA)	0
Baseline contract value	£56,360.05

ACCESS*

Patients seen in 24 months	Total	Change since previous quarter
Quarter ending September 2018	1,407	
Quarter ending December 2018	1,371	↓
Quarter ending March 2019	1,334	↓
Quarter ending June 2019	1,301	↓
Quarter ending September 2019	1,264	↓
Variance since September 2018	(10.2%)	↓



ACTIVITY



Adjusted Scheduled Activity (UDA)		
Month	2019	2020
April	188	119
May	377	311
June	551	468
July	829	606
August	1,108	912
September	1,339	1,094
October	1,509	
November	1,741	
December	1,888	
January	2,136	
February	2,333	
March	2,587	
April	2,620	
May	2,620	
June	2,620	

QUALITY

	Quantity	Base Number	Contract	LHB	Wales
% of FP17s for the same patient ID Re-attending within 3 months - Children	107	884	12.1%	9.7%	10.7%
% of FP17s for the same patient ID Re-attending within 3 months - Adults	1	2	50.0%	13.6%	15.4%
% of FP17s for the same patient ID Re-attending between 3 & 9 months - Children	524	884	59.3%	57.0%	60.1%
% of FP17s for the same patient ID Re-attending between 3 & 9 months - Adults	0	2	0.0%	53.1%	56.7%
% of FP17s for Band 1 Urgent Courses	57	861	6.6%	9.8%	9.1%
% of FP17s Relating to Free Repair or Replacements	0	861	0.0%	0.7%	0.7%
% of FP17s Relating to Continuations	15	861	1.7%	0.5%	0.6%
% of Patients satisfied with the dentistry they have received	0	0	N/A	90.8%	93.0%
% of Patients satisfied with the time they had to wait for an appointment	0	0	N/A	89.0%	87.5%

* This is based on patients treated on this contract for their most recent course of treatment.

Figures in italics indicate the base number of FP17s or Patient Questionnaire responses are less than 100. N/A is shown where the base number of responses is less than 10 during the period. % is calculated as Quantity/Base number*100

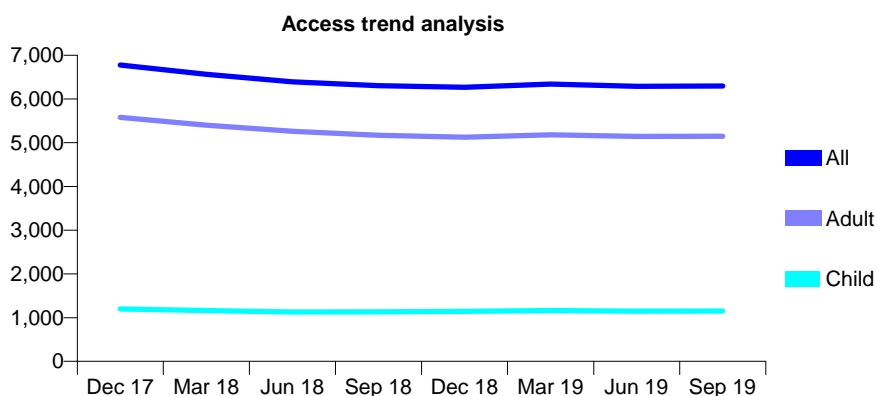
7A3 - Vital Signs At a Glance Contract Report for 187917/0001 - September 2019

Name or company name	The Victoria Road Dental Surgery
Contract type name	GDS Contract
Purpose of contract	General
Contract start date	01/05/2012
Contract end date	

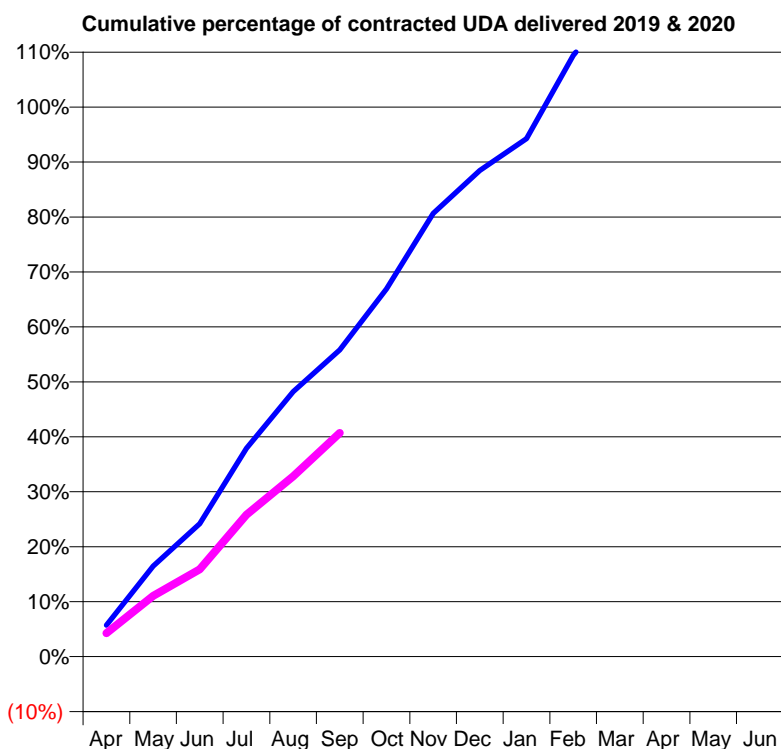
19/20 Contracted general activity (UDA)	20,783
Carry forward general activity (UDA)	0
19/20 Contracted orthodontic activity (UOA)	0
Carry forward orthodontic activity (UOA)	0
Baseline contract value	£484,348.32

ACCESS*

Patients seen in 24 months	Total	Change since previous quarter
Quarter ending September 2018	6,303	
Quarter ending December 2018	6,266	→
Quarter ending March 2019	6,344	→
Quarter ending June 2019	6,291	→
Quarter ending September 2019	6,298	→
Variance since September 2018	(0.1%)	→



ACTIVITY



Month	Adjusted Scheduled Activity (UDA)	
	2019	2020
April	826	891
May	2,379	2,299
June	3,497	3,299
July	5,482	5,363
August	6,971	6,821
September	8,071	8,459
October	9,676	
November	11,662	
December	12,791	
January	13,625	
February	15,818	
March	17,270	
April	17,704	
May	17,704	
June	17,704	

QUALITY

	Quantity	Base Number	Contract	LHB	Wales
% of FP17s for the same patient ID Re-attending within 3 months - Children	37	867	4.3%	9.7%	10.7%
% of FP17s for the same patient ID Re-attending within 3 months - Adults	420	4,153	10.1%	13.6%	15.4%
% of FP17s for the same patient ID Re-attending between 3 & 9 months - Children	521	867	60.1%	57.0%	60.1%
% of FP17s for the same patient ID Re-attending between 3 & 9 months - Adults	2,743	4,153	66.0%	53.1%	56.7%
% of FP17s for Band 1 Urgent Courses	266	4,783	5.6%	9.8%	9.1%
% of FP17s Relating to Free Repair or Replacements	39	4,783	0.8%	0.7%	0.7%
% of FP17s Relating to Continuations	32	4,783	0.7%	0.5%	0.6%
% of Patients satisfied with the dentistry they have received	8	9	N/A	90.8%	93.0%
% of Patients satisfied with the time they had to wait for an appointment	9	9	N/A	89.0%	87.5%

* This is based on patients treated on this contract for their most recent course of treatment. Figures in italics indicate the base number of FP17s or Patient Questionnaire responses are less than 100. N/A is shown where the base number of responses is less than 10 during the period. % is calculated as Quantity/Base number*100

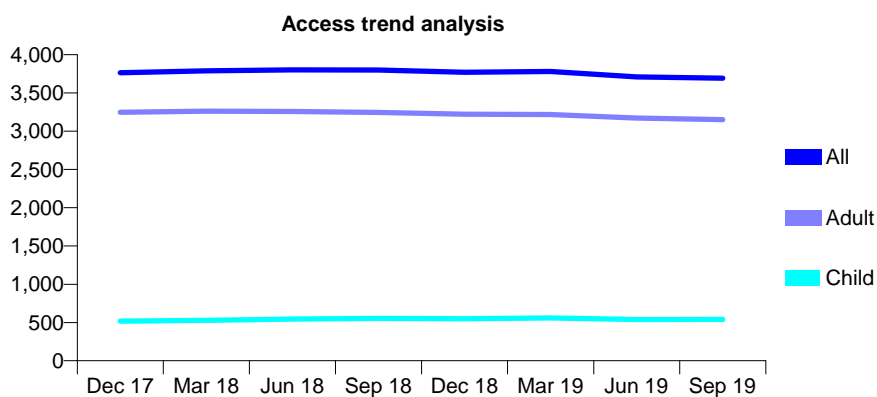
7A3 - Vital Signs At a Glance Contract Report for 189839/0001 - September 2019

Name or company name	Sketty Road Dental
Contract type name	GDS Contract
Purpose of contract	General
Contract start date	01/03/2015
Contract end date	

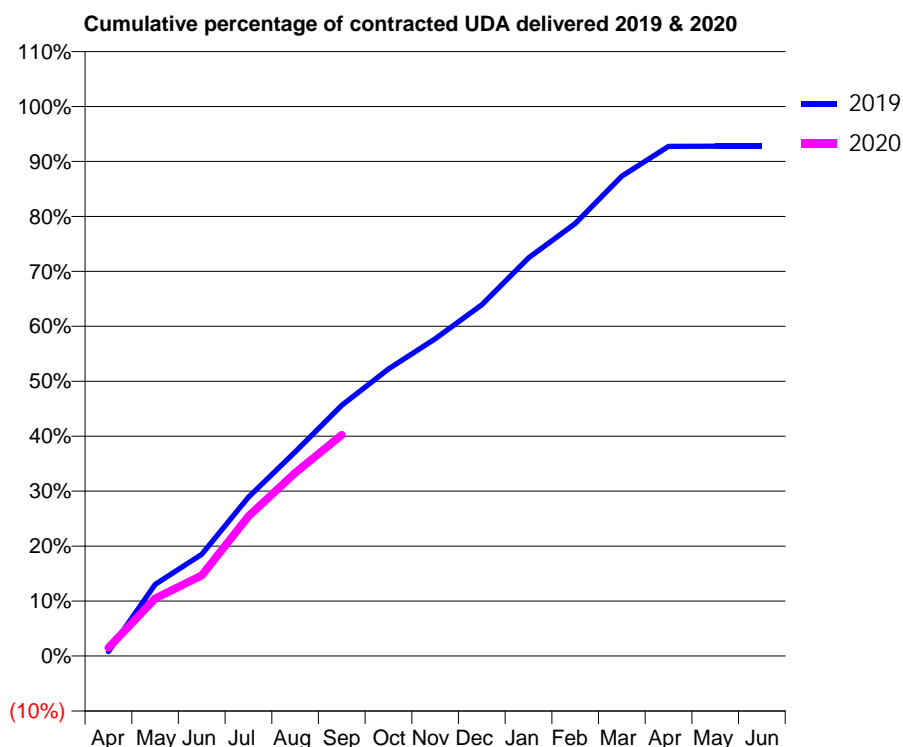
19/20 Contracted general activity (UDA)	12,500
Carry forward general activity (UDA)	0
19/20 Contracted orthodontic activity (UOA)	0
Carry forward orthodontic activity (UOA)	0
Baseline contract value	£312,529.67

ACCESS*

Patients seen in 24 months	Total	Change since previous quarter
Quarter ending September 2018	3,798	
Quarter ending December 2018	3,770	→
Quarter ending March 2019	3,779	→
Quarter ending June 2019	3,710	↓
Quarter ending September 2019	3,693	→
Variance since September 2018	(2.8%)	↓



ACTIVITY



Month	Adjusted Scheduled Activity (UDA)	
	2019	2020
April	103	189
May	1,632	1,310
June	2,314	1,835
July	3,616	3,179
August	4,642	4,166
September	5,703	5,028
October	6,530	
November	7,216	
December	7,990	
January	9,057	
February	9,838	
March	10,914	
April	11,593	
May	11,594	
June	11,594	

QUALITY

	Quantity	Base Number	Contract	LHB	Wales
% of FP17s for the same patient ID Re-attending within 3 months - Children	20	394	5.1%	9.7%	10.7%
% of FP17s for the same patient ID Re-attending within 3 months - Adults	408	2,671	15.3%	13.6%	15.4%
% of FP17s for the same patient ID Re-attending between 3 & 9 months - Children	262	394	66.5%	57.0%	60.1%
% of FP17s for the same patient ID Re-attending between 3 & 9 months - Adults	1,613	2,671	60.4%	53.1%	56.7%
% of FP17s for Band 1 Urgent Courses	142	2,791	5.1%	9.8%	9.1%
% of FP17s Relating to Free Repair or Replacements	5	2,791	0.2%	0.7%	0.7%
% of FP17s Relating to Continuations	55	2,791	2.0%	0.5%	0.6%
% of Patients satisfied with the dentistry they have received	36	38	94.7%	90.8%	93.0%
% of Patients satisfied with the time they had to wait for an appointment	32	38	84.2%	89.0%	87.5%

* This is based on patients treated on this contract for their most recent course of treatment. Figures in italics indicate the base number of FP17s or Patient Questionnaire responses are less than 100. N/A is shown where the base number of responses is less than 10 during the period. % is calculated as Quantity/Base number*100

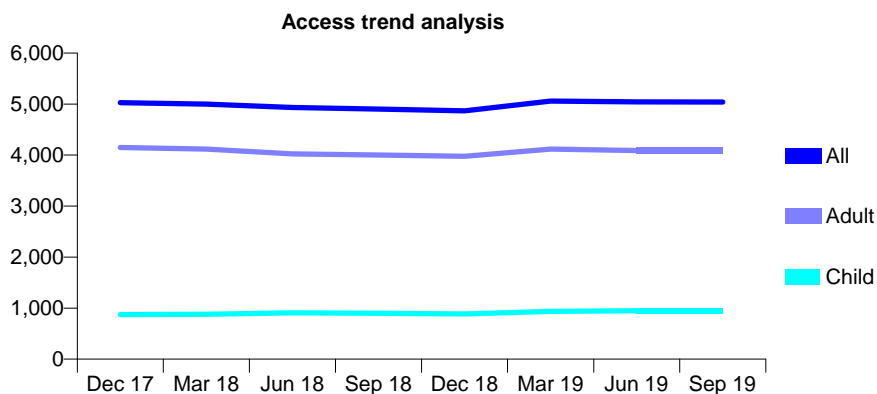
7A3 - Vital Signs At a Glance Contract Report for 195006/0001 - September 2019

Name or company name	Heronpalm Limited
Contract type name	GDS Contract
Purpose of contract	General
Contract start date	01/02/2007
Contract end date	

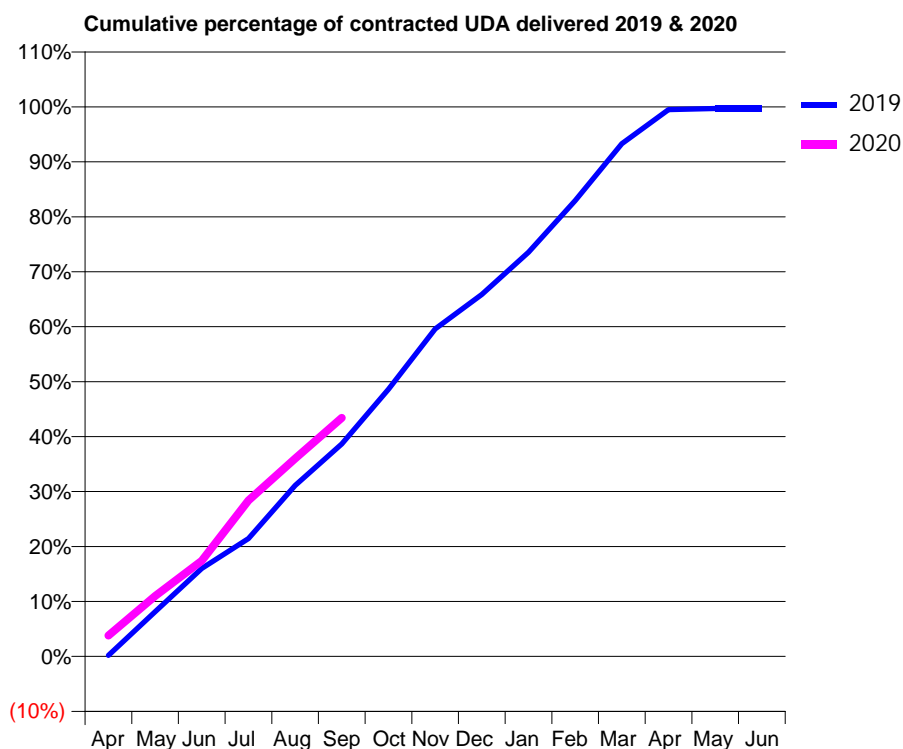
19/20 Contracted general activity (UDA)	14,790
Carry forward general activity (UDA)	0
19/20 Contracted orthodontic activity (UOA)	0
Carry forward orthodontic activity (UOA)	0
Baseline contract value	£369,755.16

ACCESS*

Patients seen in 24 months	Total	Change since previous quarter
Quarter ending September 2018	4,901	
Quarter ending December 2018	4,866	→
Quarter ending March 2019	5,058	↑
Quarter ending June 2019	5,041	→
Quarter ending September 2019	5,039	→
Variance since September 2018	2.8%	↑



ACTIVITY



Month	2019	2020
April	32	563
May	1,205	1,628
June	2,368	2,575
July	3,174	4,199
August	4,601	5,324
September	5,720	6,418
October	7,192	
November	8,817	
December	9,744	
January	10,878	
February	12,268	
March	13,797	
April	14,718	
May	14,746	
June	14,746	

QUALITY

	Quantity	Base Number	Contract	LHB	Wales
% of FP17s for the same patient ID Re-attending within 3 months - Children	28	684	4.1%	9.7%	10.7%
% of FP17s for the same patient ID Re-attending within 3 months - Adults	304	3,100	9.8%	13.6%	15.4%
% of FP17s for the same patient ID Re-attending between 3 & 9 months - Children	392	684	57.3%	57.0%	60.1%
% of FP17s for the same patient ID Re-attending between 3 & 9 months - Adults	1,991	3,100	64.2%	53.1%	56.7%
% of FP17s for Band 1 Urgent Courses	140	3,426	4.1%	9.8%	9.1%
% of FP17s Relating to Free Repair or Replacements	65	3,426	1.9%	0.7%	0.7%
% of FP17s Relating to Continuations	23	3,426	0.7%	0.5%	0.6%
% of Patients satisfied with the dentistry they have received	11	11	100.0%	90.8%	93.0%
% of Patients satisfied with the time they had to wait for an appointment	11	11	100.0%	89.0%	87.5%

* This is based on patients treated on this contract for their most recent course of treatment. Figures in italics indicate the base number of FP17s or Patient Questionnaire responses are less than 100. N/A is shown where the base number of responses is less than 10 during the period. % is calculated as Quantity/Base number*100

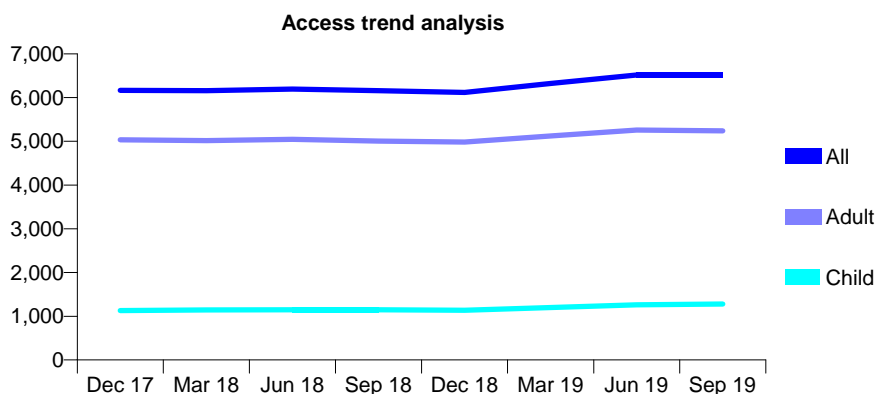
7A3 - Vital Signs At a Glance Contract Report for 195006/0002 - September 2019

Name or company name	R Elliott and Associates
Contract type name	Pilot Contract
Purpose of contract	General
Contract start date	01/02/2007
Contract end date	

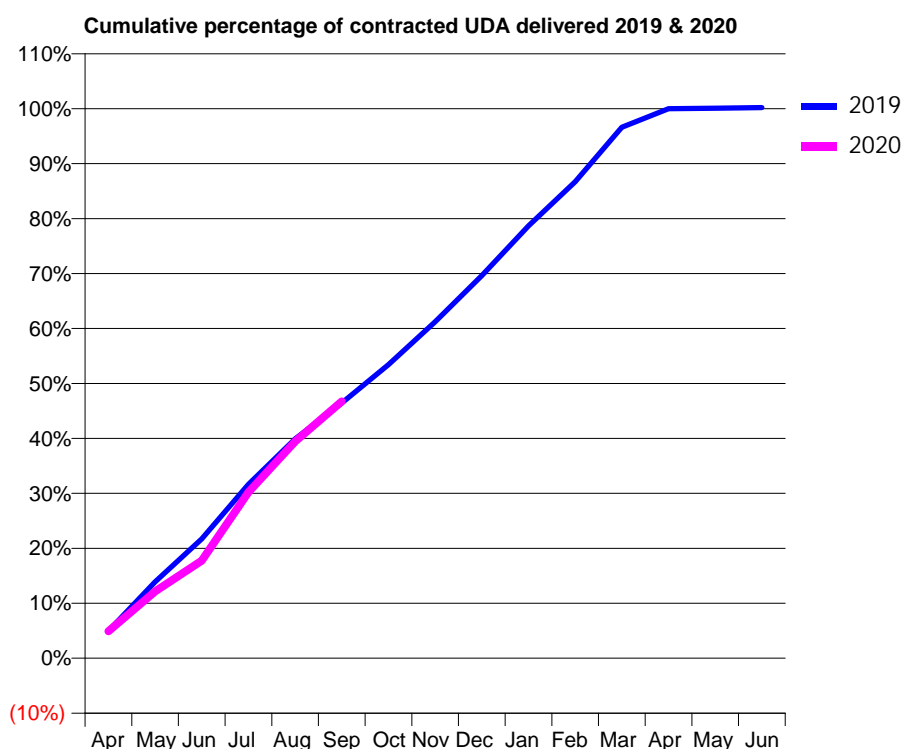
19/20 Contracted general activity (UDA)	18,317
Carry forward general activity (UDA)	0
19/20 Contracted orthodontic activity (UOA)	0
Carry forward orthodontic activity (UOA)	0
Baseline contract value	£457,931.40

ACCESS*

Patients seen in 24 months	Total	Change since previous quarter
Quarter ending September 2018	6,156	
Quarter ending December 2018	6,117	→
Quarter ending March 2019	6,321	↑
Quarter ending June 2019	6,518	↑
Quarter ending September 2019	6,518	→
Variance since September 2018	5.9%	↑



ACTIVITY



Month	2019	2020
April	911	900
May	2,549	2,230
June	3,975	3,251
July	5,793	5,536
August	7,309	7,227
September	8,506	8,558
October	9,787	
November	11,216	
December	12,752	
January	14,407	
February	15,884	
March	17,696	
April	18,318	
May	18,332	
June	18,352	

QUALITY

	Quantity	Base Number	Contract	LHB	Wales
% of FP17s for the same patient ID Re-attending within 3 months - Children	47	989	4.8%	9.7%	10.7%
% of FP17s for the same patient ID Re-attending within 3 months - Adults	551	4,224	13.0%	13.6%	15.4%
% of FP17s for the same patient ID Re-attending between 3 & 9 months - Children	599	989	60.6%	57.0%	60.1%
% of FP17s for the same patient ID Re-attending between 3 & 9 months - Adults	2,596	4,224	61.5%	53.1%	56.7%
% of FP17s for Band 1 Urgent Courses	425	4,887	8.7%	9.8%	9.1%
% of FP17s Relating to Free Repair or Replacements	53	4,887	1.1%	0.7%	0.7%
% of FP17s Relating to Continuations	9	4,887	0.2%	0.5%	0.6%
% of Patients satisfied with the dentistry they have received	5	8	N/A	90.8%	93.0%
% of Patients satisfied with the time they had to wait for an appointment	8	8	N/A	89.0%	87.5%

* This is based on patients treated on this contract for their most recent course of treatment. Figures in italics indicate the base number of FP17s or Patient Questionnaire responses are less than 100. N/A is shown where the base number of responses is less than 10 during the period. % is calculated as Quantity/Base number*100

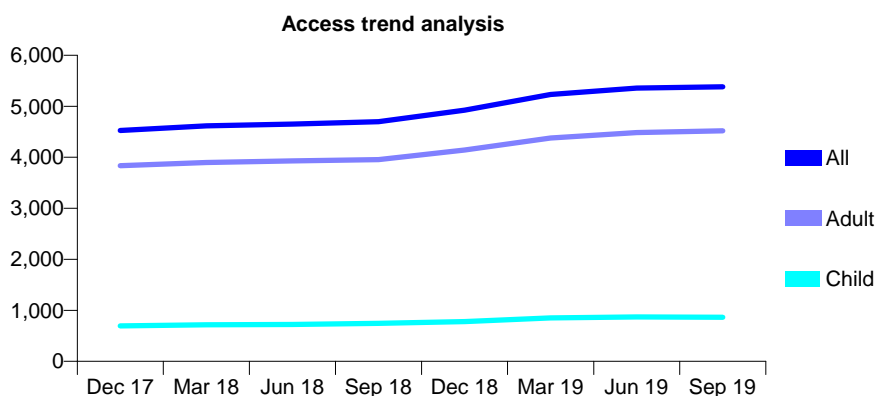
7A3 - Vital Signs At a Glance Contract Report for 195375/0001 - September 2019

Name or company name	Woods Dental
Contract type name	GDS Contract
Purpose of contract	General
Contract start date	01/01/2012
Contract end date	

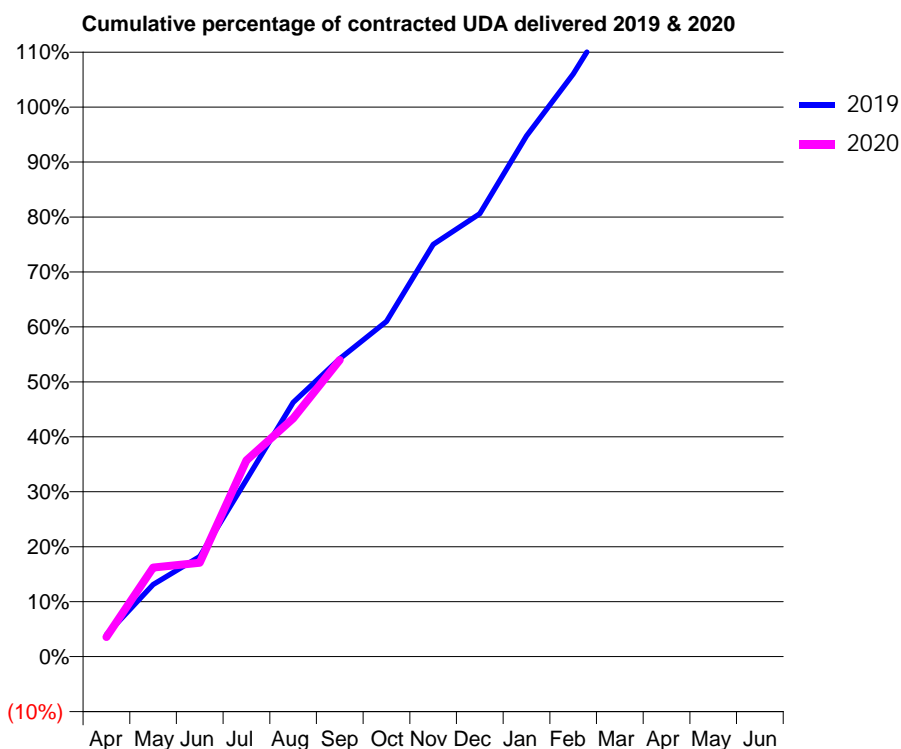
19/20 Contracted general activity (UDA)	11,875
Carry forward general activity (UDA)	0
19/20 Contracted orthodontic activity (UOA)	0
Carry forward orthodontic activity (UOA)	0
Baseline contract value	£330,221.39

ACCESS*

Patients seen in 24 months	Total	Change since previous quarter
Quarter ending September 2018	4,696	
Quarter ending December 2018	4,924	↑
Quarter ending March 2019	5,229	↑
Quarter ending June 2019	5,357	↑
Quarter ending September 2019	5,383	→
Variance since September 2018	14.6%	↑



ACTIVITY



Month	Adjusted Scheduled Activity (UDA)	
	2019	2020
April	476	424
May	1,558	1,924
June	2,164	2,030
July	3,823	4,241
August	5,494	5,149
September	6,440	6,411
October	7,244	
November	8,906	
December	9,570	
January	11,252	
February	12,590	
March	14,213	
April	14,929	
May	14,937	
June	14,937	

QUALITY

	Quantity	Base Number	Contract	LHB	Wales
% of FP17s for the same patient ID Re-attending within 3 months - Children	63	639	9.9%	9.7%	10.7%
% of FP17s for the same patient ID Re-attending within 3 months - Adults	529	3,114	17.0%	13.6%	15.4%
% of FP17s for the same patient ID Re-attending between 3 & 9 months - Children	396	639	62.0%	57.0%	60.1%
% of FP17s for the same patient ID Re-attending between 3 & 9 months - Adults	1,457	3,114	46.8%	53.1%	56.7%
% of FP17s for Band 1 Urgent Courses	1,002	3,445	29.1%	9.8%	9.1%
% of FP17s Relating to Free Repair or Replacements	13	3,445	0.4%	0.7%	0.7%
% of FP17s Relating to Continuations	12	3,445	0.3%	0.5%	0.6%
% of Patients satisfied with the dentistry they have received	9	10	90.0%	90.8%	93.0%
% of Patients satisfied with the time they had to wait for an appointment	9	10	90.0%	89.0%	87.5%

* This is based on patients treated on this contract for their most recent course of treatment. Figures in italics indicate the base number of FP17s or Patient Questionnaire responses are less than 100. N/A is shown where the base number of responses is less than 10 during the period. % is calculated as Quantity/Base number*100

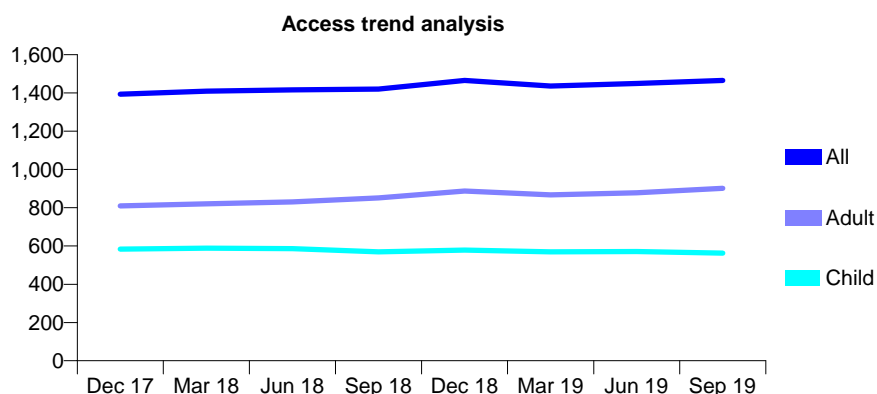
7A3 - Vital Signs At a Glance Contract Report for 222739/0001 - September 2019

Name or company name	MR G PEARSON
Contract type name	GDS Contract
Purpose of contract	General
Contract start date	01/04/2006
Contract end date	

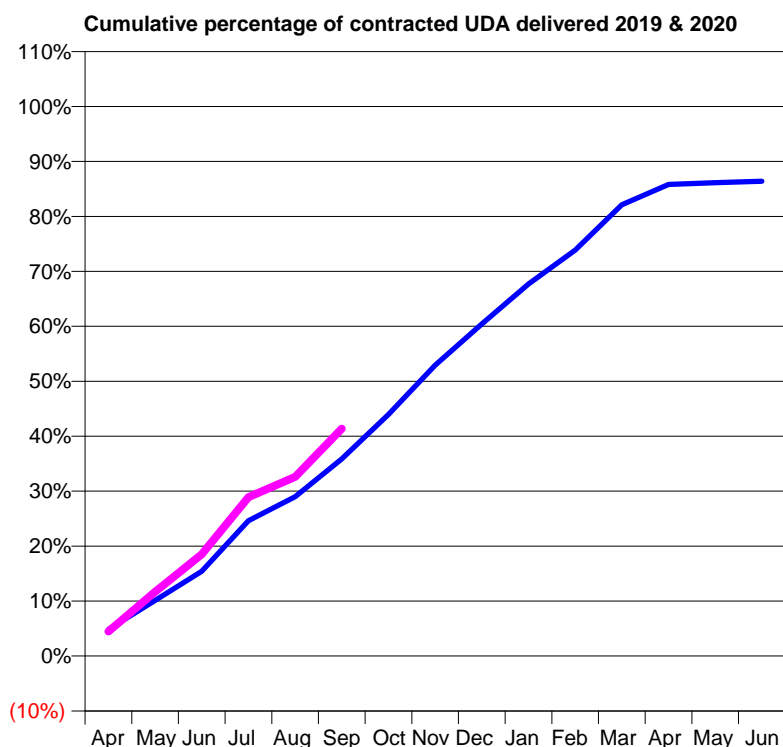
19/20 Contracted general activity (UDA)	3,984
Carry forward general activity (UDA)	0
19/20 Contracted orthodontic activity (UOA)	0
Carry forward orthodontic activity (UOA)	0
Baseline contract value	£100,648.79

ACCESS*

Patients seen in 24 months	Total	Change since previous quarter
Quarter ending September 2018	1,420	
Quarter ending December 2018	1,465	↑
Quarter ending March 2019	1,436	↓
Quarter ending June 2019	1,449	→
Quarter ending September 2019	1,465	→
Variance since September 2018	3.2%	↑



ACTIVITY



Month	Adjusted Scheduled Activity (UDA)	
	2019	2020
April	194	178
May	403	466
June	614	737
July	981	1,152
August	1,155	1,299
September	1,430	1,648
October	1,751	
November	2,109	
December	2,407	
January	2,697	
February	2,943	
March	3,271	
April	3,419	
May	3,432	
June	3,442	

QUALITY

	Quantity	Base Number	Contract	LHB	Wales
% of FP17s for the same patient ID Re-attending within 3 months - Children	23	349	6.6%	9.7%	10.7%
% of FP17s for the same patient ID Re-attending within 3 months - Adults	60	538	11.2%	13.6%	15.4%
% of FP17s for the same patient ID Re-attending between 3 & 9 months - Children	157	349	45.0%	57.0%	60.1%
% of FP17s for the same patient ID Re-attending between 3 & 9 months - Adults	202	538	37.5%	53.1%	56.7%
% of FP17s for Band 1 Urgent Courses	49	815	6.0%	9.8%	9.1%
% of FP17s Relating to Free Repair or Replacements	0	815	0.0%	0.7%	0.7%
% of FP17s Relating to Continuations	0	815	0.0%	0.5%	0.6%
% of Patients satisfied with the dentistry they have received	2	2	N/A	90.8%	93.0%
% of Patients satisfied with the time they had to wait for an appointment	1	2	N/A	89.0%	87.5%

* This is based on patients treated on this contract for their most recent course of treatment. Figures in italics indicate the base number of FP17s or Patient Questionnaire responses are less than 100. N/A is shown where the base number of responses is less than 10 during the period. % is calculated as Quantity/Base number*100

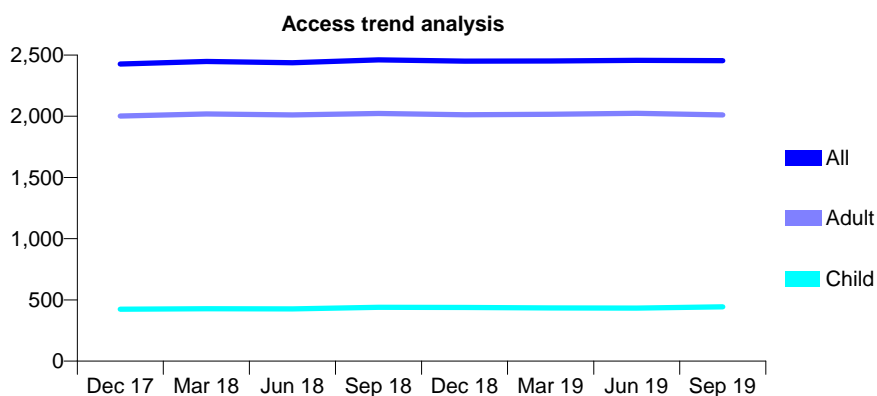
7A3 - Vital Signs At a Glance Contract Report for 224375/0001 - September 2019

Name or company name	MR PC BARRISCALE
Contract type name	GDS Contract
Purpose of contract	General
Contract start date	01/04/2006
Contract end date	

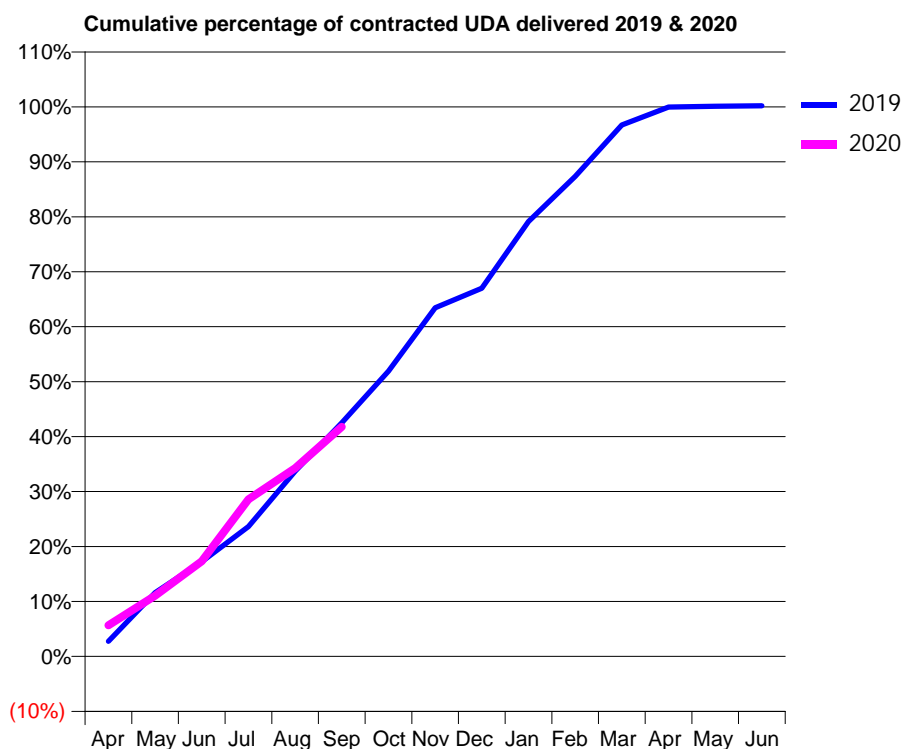
19/20 Contracted general activity (UDA)	8,174
Carry forward general activity (UDA)	0
19/20 Contracted orthodontic activity (UOA)	0
Carry forward orthodontic activity (UOA)	0
Baseline contract value	£204,375.10

ACCESS*

Patients seen in 24 months	Total	Change since previous quarter
Quarter ending September 2018	2,461	
Quarter ending December 2018	2,450	→
Quarter ending March 2019	2,452	→
Quarter ending June 2019	2,457	→
Quarter ending September 2019	2,455	→
Variance since September 2018	(0.2%)	→



ACTIVITY



Month	2019	2020
April	224	464
May	950	904
June	1,409	1,415
July	1,930	2,337
August	2,757	2,800
September	3,474	3,415
October	4,244	
November	5,185	
December	5,476	
January	6,470	
February	7,140	
March	7,903	
April	8,171	
May	8,183	
June	8,189	

QUALITY

	Quantity	Base Number	Contract	LHB	Wales
% of FP17s for the same patient ID Re-attending within 3 months - Children	16	333	4.8%	9.7%	10.7%
% of FP17s for the same patient ID Re-attending within 3 months - Adults	244	1,370	17.8%	13.6%	15.4%
% of FP17s for the same patient ID Re-attending between 3 & 9 months - Children	202	333	60.7%	57.0%	60.1%
% of FP17s for the same patient ID Re-attending between 3 & 9 months - Adults	562	1,370	41.0%	53.1%	56.7%
% of FP17s for Band 1 Urgent Courses	245	1,580	15.5%	9.8%	9.1%
% of FP17s Relating to Free Repair or Replacements	14	1,580	0.9%	0.7%	0.7%
% of FP17s Relating to Continuations	15	1,580	0.9%	0.5%	0.6%
% of Patients satisfied with the dentistry they have received	10	10	100.0%	90.8%	93.0%
% of Patients satisfied with the time they had to wait for an appointment	10	10	100.0%	89.0%	87.5%

* This is based on patients treated on this contract for their most recent course of treatment. Figures in italics indicate the base number of FP17s or Patient Questionnaire responses are less than 100. N/A is shown where the base number of responses is less than 10 during the period. % is calculated as Quantity/Base number*100

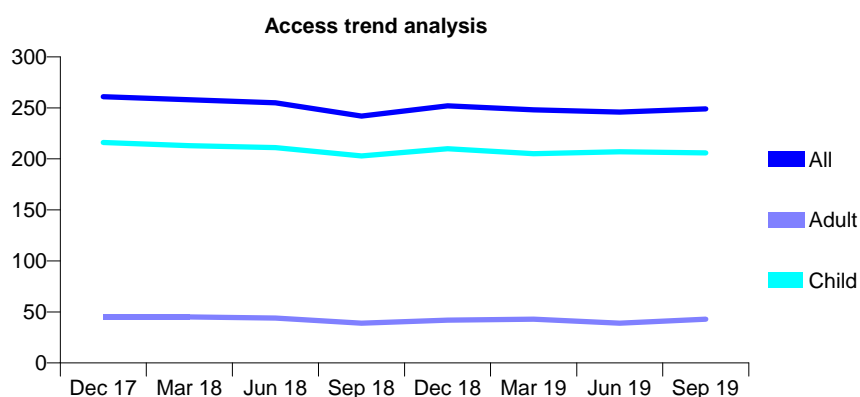
7A3 - Vital Signs At a Glance Contract Report for 250589/0001 - September 2019

Name or company name	MR C DAVIES
Contract type name	GDS Contract
Purpose of contract	General
Contract start date	01/04/2006
Contract end date	

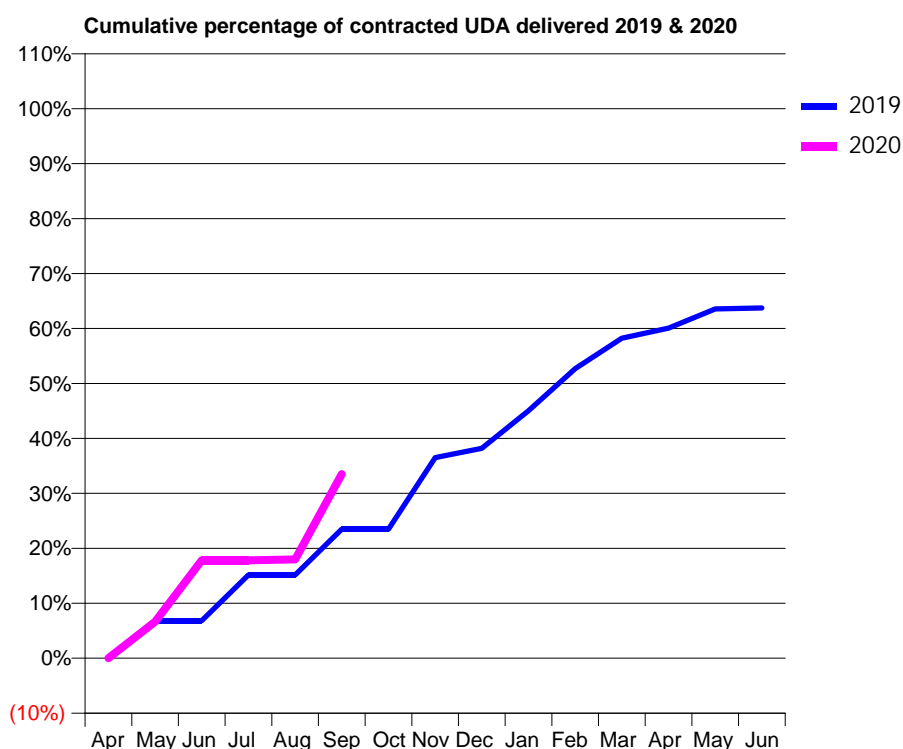
19/20 Contracted general activity (UDA)	600
Carry forward general activity (UDA)	0
19/20 Contracted orthodontic activity (UOA)	0
Carry forward orthodontic activity (UOA)	0
Baseline contract value	£13,725.96

ACCESS*

Patients seen in 24 months	Total	Change since previous quarter
Quarter ending September 2018	242	
Quarter ending December 2018	252	↑
Quarter ending March 2019	248	↓
Quarter ending June 2019	246	→
Quarter ending September 2019	249	→
Variance since September 2018	2.9%	↑



ACTIVITY



Month	2019	2020
April	0	0
May	41	40
June	41	107
July	91	107
August	91	108
September	141	201
October	141	
November	219	
December	229	
January	270	
February	316	
March	349	
April	360	
May	381	
June	382	

QUALITY

	Quantity	Base Number	Contract	LHB	Wales
% of FP17s for the same patient ID Re-attending within 3 months - Children	4	152	2.6%	9.7%	10.7%
% of FP17s for the same patient ID Re-attending within 3 months - Adults	0	14	0.0%	13.6%	15.4%
% of FP17s for the same patient ID Re-attending between 3 & 9 months - Children	98	152	64.5%	57.0%	60.1%
% of FP17s for the same patient ID Re-attending between 3 & 9 months - Adults	10	14	71.4%	53.1%	56.7%
% of FP17s for Band 1 Urgent Courses	0	142	0.0%	9.8%	9.1%
% of FP17s Relating to Free Repair or Replacements	0	142	0.0%	0.7%	0.7%
% of FP17s Relating to Continuations	0	142	0.0%	0.5%	0.6%
% of Patients satisfied with the dentistry they have received	1	1	N/A	90.8%	93.0%
% of Patients satisfied with the time they had to wait for an appointment	1	1	N/A	89.0%	87.5%

* This is based on patients treated on this contract for their most recent course of treatment. Figures in italics indicate the base number of FP17s or Patient Questionnaire responses are less than 100. N/A is shown where the base number of responses is less than 10 during the period. % is calculated as Quantity/Base number*100

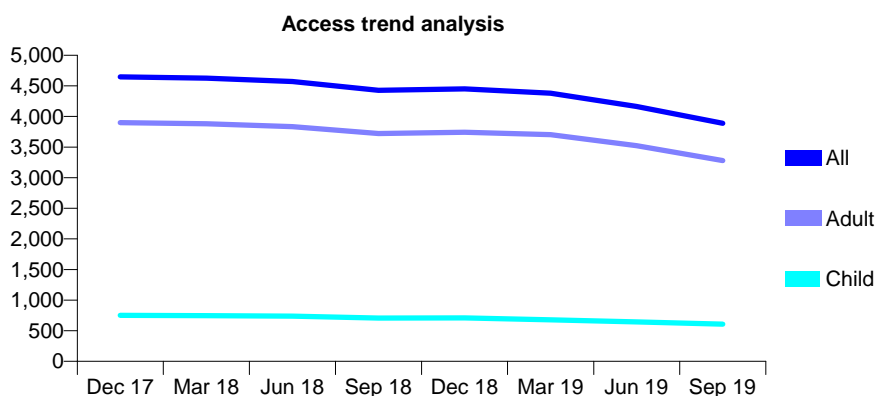
7A3 - Vital Signs At a Glance Contract Report for 320226/0001 - September 2019

Name or company name	Gupta Dental Surgeons
Contract type name	GDS Contract
Purpose of contract	General
Contract start date	01/04/2006
Contract end date	

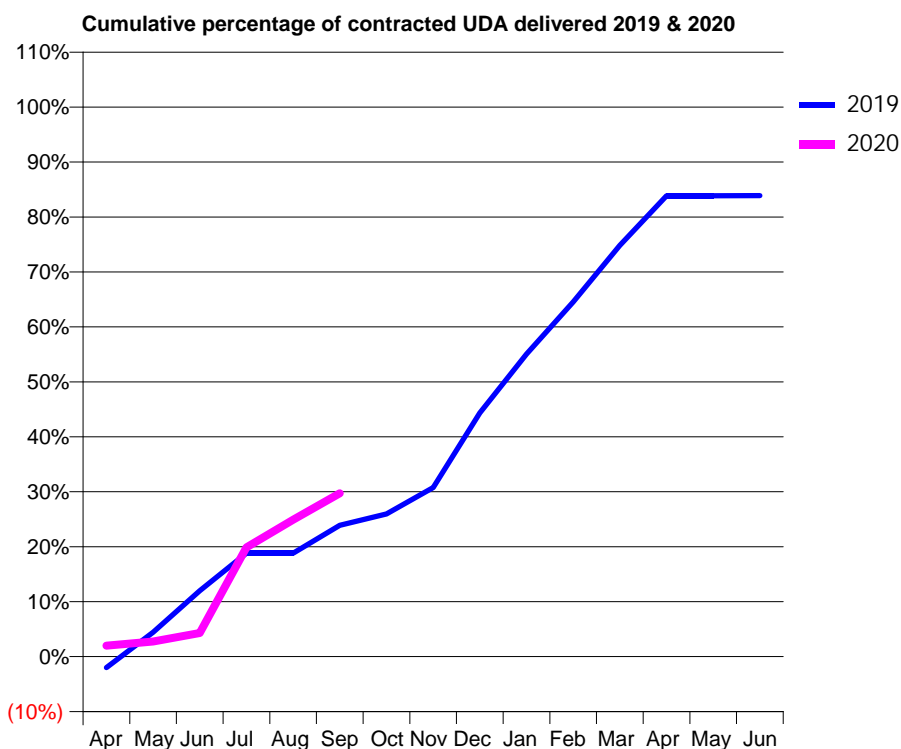
19/20 Contracted general activity (UDA)	9,053
Carry forward general activity (UDA)	0
19/20 Contracted orthodontic activity (UOA)	0
Carry forward orthodontic activity (UOA)	0
Baseline contract value	£225,432.36

ACCESS*

Patients seen in 24 months	Total	Change since previous quarter
Quarter ending September 2018	4,429	
Quarter ending December 2018	4,451	→
Quarter ending March 2019	4,381	↓
Quarter ending June 2019	4,164	↓
Quarter ending September 2019	3,889	↓
Variance since September 2018	(12.2%)	↓



ACTIVITY



Month	Adjusted Scheduled Activity (UDA)	
	2019	2020
April	-254	180
May	559	250
June	1,499	391
July	2,356	1,800
August	2,356	2,255
September	2,993	2,690
October	3,252	
November	3,851	
December	5,554	
January	6,894	
February	8,086	
March	9,371	
April	10,501	
May	10,501	
June	10,505	

QUALITY

	Quantity	Base Number	Contract	LHB	Wales
% of FP17s for the same patient ID Re-attending within 3 months - Children	17	301	5.6%	9.7%	10.7%
% of FP17s for the same patient ID Re-attending within 3 months - Adults	211	1,615	13.1%	13.6%	15.4%
% of FP17s for the same patient ID Re-attending between 3 & 9 months - Children	159	301	52.8%	57.0%	60.1%
% of FP17s for the same patient ID Re-attending between 3 & 9 months - Adults	961	1,615	59.5%	53.1%	56.7%
% of FP17s for Band 1 Urgent Courses	175	1,405	12.5%	9.8%	9.1%
% of FP17s Relating to Free Repair or Replacements	21	1,405	1.5%	0.7%	0.7%
% of FP17s Relating to Continuations	2	1,405	0.1%	0.5%	0.6%
% of Patients satisfied with the dentistry they have received	21	26	80.8%	90.8%	93.0%
% of Patients satisfied with the time they had to wait for an appointment	18	26	69.2%	89.0%	87.5%

* This is based on patients treated on this contract for their most recent course of treatment. Figures in italics indicate the base number of FP17s or Patient Questionnaire responses are less than 100. N/A is shown where the base number of responses is less than 10 during the period. % is calculated as Quantity/Base number*100

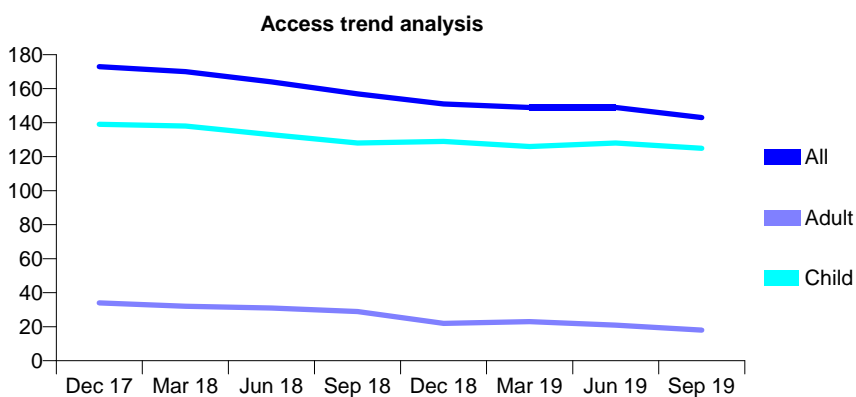
7A3 - Vital Signs At a Glance Contract Report for 329657/0001 - September 2019

Name or company name	MR GR DAVIES
Contract type name	GDS Contract
Purpose of contract	General
Contract start date	01/04/2006
Contract end date	

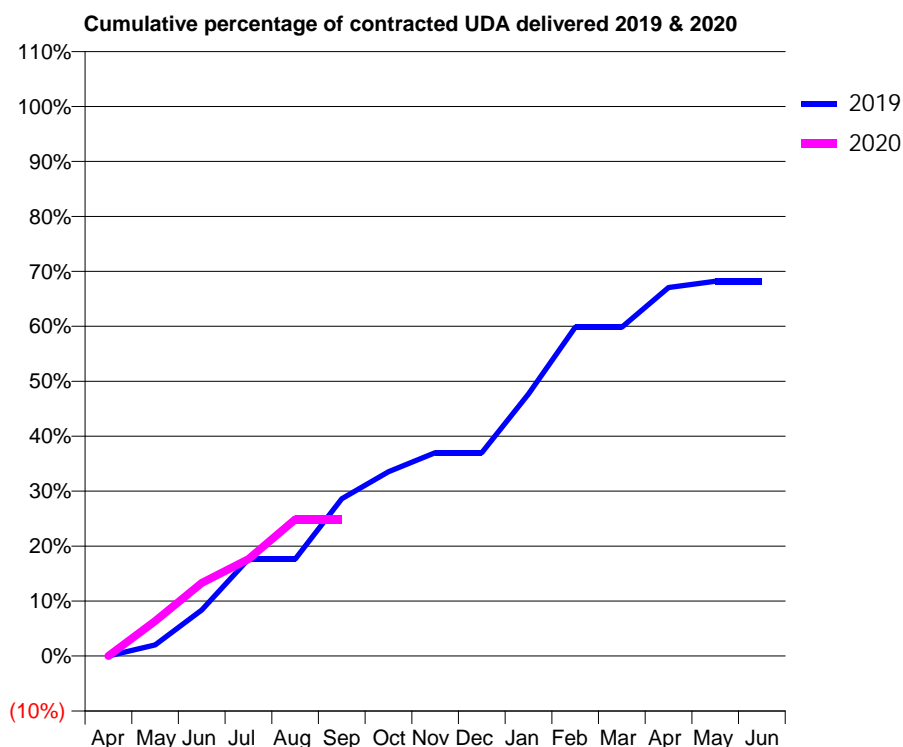
19/20 Contracted general activity (UDA)	346
Carry forward general activity (UDA)	0
19/20 Contracted orthodontic activity (UOA)	0
Carry forward orthodontic activity (UOA)	0
Baseline contract value	£9,910.33

ACCESS*

Patients seen in 24 months	Total	Change since previous quarter
Quarter ending September 2018	157	
Quarter ending December 2018	151	↓
Quarter ending March 2019	149	↓
Quarter ending June 2019	149	→
Quarter ending September 2019	143	↓
Variance since September 2018	(8.9%)	↓



ACTIVITY



Month	Adjusted Scheduled Activity (UDA)	
	2019	2020
April	0	0
May	7	22
June	29	46
July	61	61
August	61	86
September	99	86
October	116	
November	128	
December	128	
January	165	
February	207	
March	207	
April	232	
May	236	
June	236	

QUALITY

	Quantity	Base Number	Contract	LHB	Wales
% of FP17s for the same patient ID Re-attending within 3 months - Children	4	101	4.0%	9.7%	10.7%
% of FP17s for the same patient ID Re-attending within 3 months - Adults	0	3	0.0%	13.6%	15.4%
% of FP17s for the same patient ID Re-attending between 3 & 9 months - Children	62	101	61.4%	57.0%	60.1%
% of FP17s for the same patient ID Re-attending between 3 & 9 months - Adults	2	3	66.7%	53.1%	56.7%
% of FP17s for Band 1 Urgent Courses	0	70	0.0%	9.8%	9.1%
% of FP17s Relating to Free Repair or Replacements	0	70	0.0%	0.7%	0.7%
% of FP17s Relating to Continuations	0	70	0.0%	0.5%	0.6%
% of Patients satisfied with the dentistry they have received	0	0	N/A	90.8%	93.0%
% of Patients satisfied with the time they had to wait for an appointment	0	0	N/A	89.0%	87.5%

* This is based on patients treated on this contract for their most recent course of treatment. Figures in italics indicate the base number of FP17s or Patient Questionnaire responses are less than 100. N/A is shown where the base number of responses is less than 10 during the period. % is calculated as Quantity/Base number*100

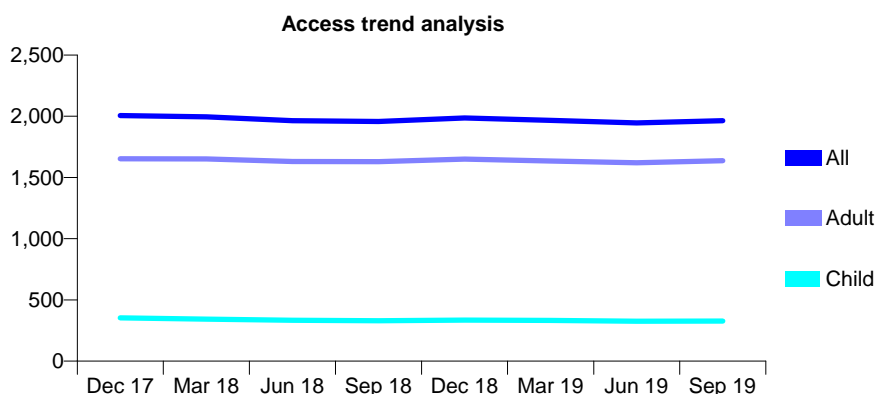
7A3 - Vital Signs At a Glance Contract Report for 331341/0001 - September 2019

Name or company name	MR AB LLEWELLYN
Contract type name	GDS Contract
Purpose of contract	General
Contract start date	01/04/2006
Contract end date	

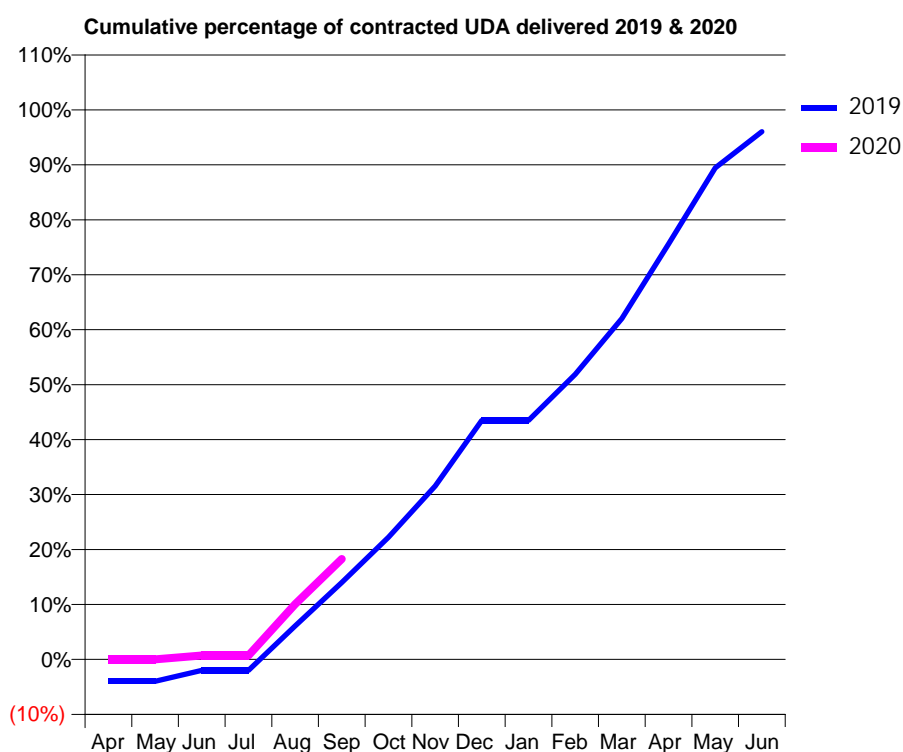
19/20 Contracted general activity (UDA)	7,188
Carry forward general activity (UDA)	0
19/20 Contracted orthodontic activity (UOA)	0
Carry forward orthodontic activity (UOA)	0
Baseline contract value	£179,719.49

ACCESS*

Patients seen in 24 months	Total	Change since previous quarter
Quarter ending September 2018	1,958	
Quarter ending December 2018	1,986	→
Quarter ending March 2019	1,967	→
Quarter ending June 2019	1,946	↓
Quarter ending September 2019	1,964	→
Variance since September 2018	0.3%	→



ACTIVITY



Month	2019	2020
April	-287	0
May	-287	0
June	-146	51
July	-146	51
August	438	723
September	1,005	1,314
October	1,598	
November	2,268	
December	3,126	
January	3,126	
February	3,729	
March	4,457	
April	5,432	
May	6,428	
June	6,903	

QUALITY

	Quantity	Base Number	Contract	LHB	Wales
% of FP17s for the same patient ID Re-attending within 3 months - Children	18	319	5.6%	9.7%	10.7%
% of FP17s for the same patient ID Re-attending within 3 months - Adults	197	1,403	14.0%	13.6%	15.4%
% of FP17s for the same patient ID Re-attending between 3 & 9 months - Children	252	319	79.0%	57.0%	60.1%
% of FP17s for the same patient ID Re-attending between 3 & 9 months - Adults	816	1,403	58.2%	53.1%	56.7%
% of FP17s for Band 1 Urgent Courses	40	676	5.9%	9.8%	9.1%
% of FP17s Relating to Free Repair or Replacements	2	676	0.3%	0.7%	0.7%
% of FP17s Relating to Continuations	4	676	0.6%	0.5%	0.6%
% of Patients satisfied with the dentistry they have received	15	15	100.0%	90.8%	93.0%
% of Patients satisfied with the time they had to wait for an appointment	15	15	100.0%	89.0%	87.5%

* This is based on patients treated on this contract for their most recent course of treatment. Figures in italics indicate the base number of FP17s or Patient Questionnaire responses are less than 100. N/A is shown where the base number of responses is less than 10 during the period. % is calculated as Quantity/Base number*100

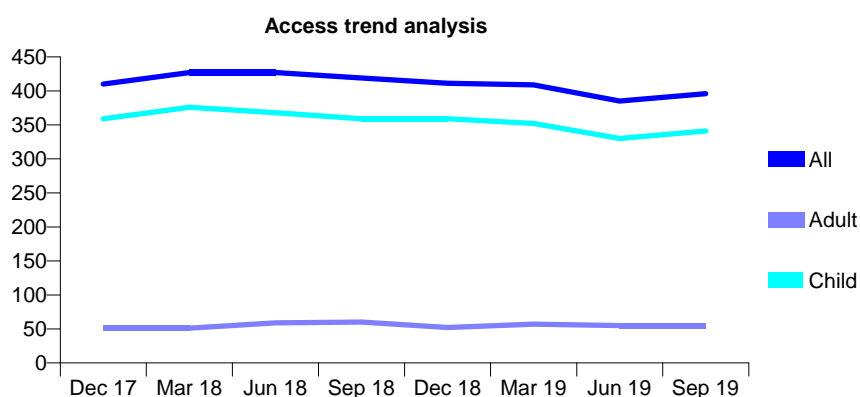
7A3 - Vital Signs At a Glance Contract Report for 567981/0001 - September 2019

Name or company name	Mumbles Dental & Cosmetic Suite
Contract type name	GDS Contract
Purpose of contract	General
Contract start date	01/04/2006
Contract end date	

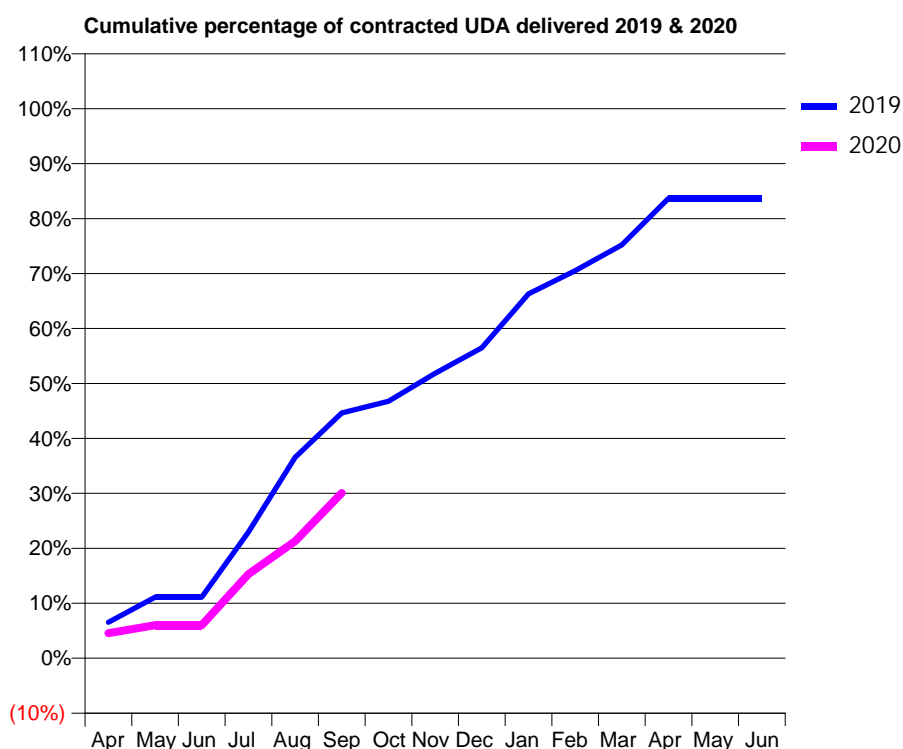
19/20 Contracted general activity (UDA)	950
Carry forward general activity (UDA)	0
19/20 Contracted orthodontic activity (UOA)	0
Carry forward orthodontic activity (UOA)	0
Baseline contract value	£29,264.20

ACCESS*

Patients seen in 24 months	Total	Change since previous quarter
Quarter ending September 2018	419	
Quarter ending December 2018	411	↓
Quarter ending March 2019	409	→
Quarter ending June 2019	385	↓
Quarter ending September 2019	396	↑
Variance since September 2018	(5.5%)	↓



ACTIVITY



Month	2019	2020
April	62	43
May	105	57
June	105	57
July	218	145
August	347	202
September	424	286
October	444	
November	493	
December	537	
January	630	
February	670	
March	715	
April	795	
May	795	
June	795	

QUALITY

	Quantity	Base Number	Contract	LHB	Wales
% of FP17s for the same patient ID Re-attending within 3 months - Children	21	268	7.8%	9.7%	10.7%
% of FP17s for the same patient ID Re-attending within 3 months - Adults	0	18	0.0%	13.6%	15.4%
% of FP17s for the same patient ID Re-attending between 3 & 9 months - Children	142	268	53.0%	57.0%	60.1%
% of FP17s for the same patient ID Re-attending between 3 & 9 months - Adults	8	18	44.4%	53.1%	56.7%
% of FP17s for Band 1 Urgent Courses	19	228	8.3%	9.8%	9.1%
% of FP17s Relating to Free Repair or Replacements	0	228	0.0%	0.7%	0.7%
% of FP17s Relating to Continuations	3	228	1.3%	0.5%	0.6%
% of Patients satisfied with the dentistry they have received	1	1	N/A	90.8%	93.0%
% of Patients satisfied with the time they had to wait for an appointment	1	1	N/A	89.0%	87.5%

* This is based on patients treated on this contract for their most recent course of treatment. Figures in italics indicate the base number of FP17s or Patient Questionnaire responses are less than 100. N/A is shown where the base number of responses is less than 10 during the period. % is calculated as Quantity/Base number*100

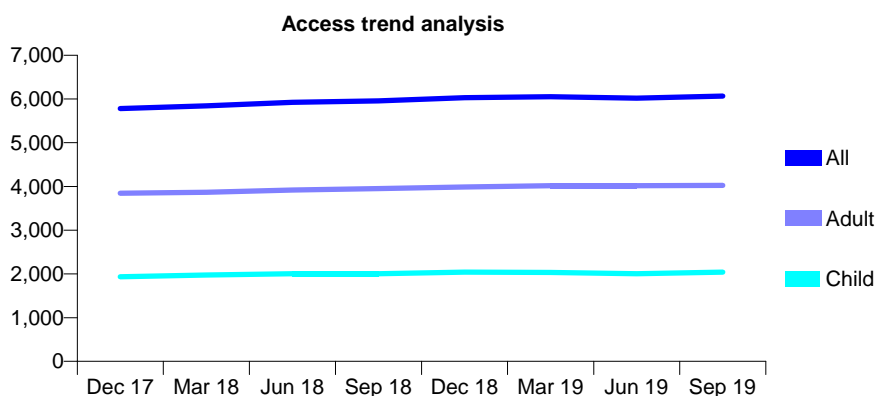
7A3 - Vital Signs At a Glance Contract Report for 570249/0001 - September 2019

Name or company name	MR JD ISAAC
Contract type name	GDS Contract
Purpose of contract	General
Contract start date	01/04/2006
Contract end date	

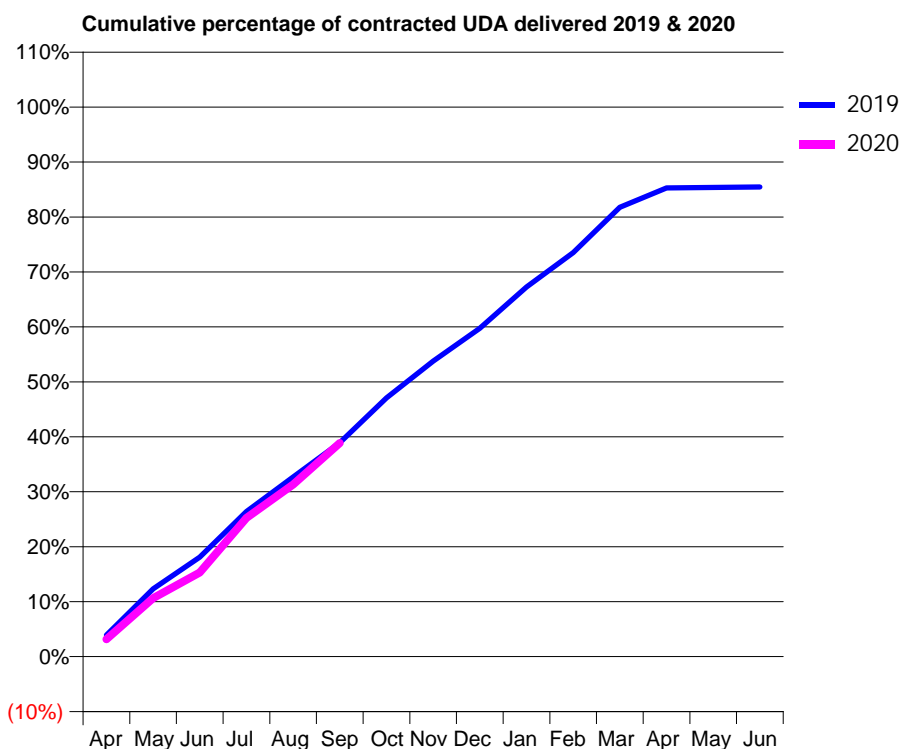
19/20 Contracted general activity (UDA)	17,024
Carry forward general activity (UDA)	0
19/20 Contracted orthodontic activity (UOA)	0
Carry forward orthodontic activity (UOA)	0
Baseline contract value	£429,624.01

ACCESS*

Patients seen in 24 months	Total	Change since previous quarter
Quarter ending September 2018	5,954	
Quarter ending December 2018	6,030	→
Quarter ending March 2019	6,053	→
Quarter ending June 2019	6,019	→
Quarter ending September 2019	6,065	→
Variance since September 2018	1.9%	→



ACTIVITY



Month	Adjusted Scheduled Activity (UDA)	
	2019	2020
April	707	538
May	2,223	1,812
June	3,260	2,603
July	4,756	4,296
August	5,893	5,331
September	7,012	6,618
October	8,489	
November	9,696	
December	10,769	
January	12,120	
February	13,249	
March	14,738	
April	15,371	
May	15,390	
June	15,401	

QUALITY

	Quantity	Base Number	Contract	LHB	Wales
% of FP17s for the same patient ID Re-attending within 3 months - Children	75	1,318	5.7%	9.7%	10.7%
% of FP17s for the same patient ID Re-attending within 3 months - Adults	226	2,499	9.0%	13.6%	15.4%
% of FP17s for the same patient ID Re-attending between 3 & 9 months - Children	653	1,318	49.5%	57.0%	60.1%
% of FP17s for the same patient ID Re-attending between 3 & 9 months - Adults	1,058	2,499	42.3%	53.1%	56.7%
% of FP17s for Band 1 Urgent Courses	259	3,572	7.3%	9.8%	9.1%
% of FP17s Relating to Free Repair or Replacements	14	3,572	0.4%	0.7%	0.7%
% of FP17s Relating to Continuations	8	3,572	0.2%	0.5%	0.6%
% of Patients satisfied with the dentistry they have received	8	8	N/A	90.8%	93.0%
% of Patients satisfied with the time they had to wait for an appointment	8	8	N/A	89.0%	87.5%

* This is based on patients treated on this contract for their most recent course of treatment. Figures in italics indicate the base number of FP17s or Patient Questionnaire responses are less than 100. N/A is shown where the base number of responses is less than 10 during the period. % is calculated as Quantity/Base number*100

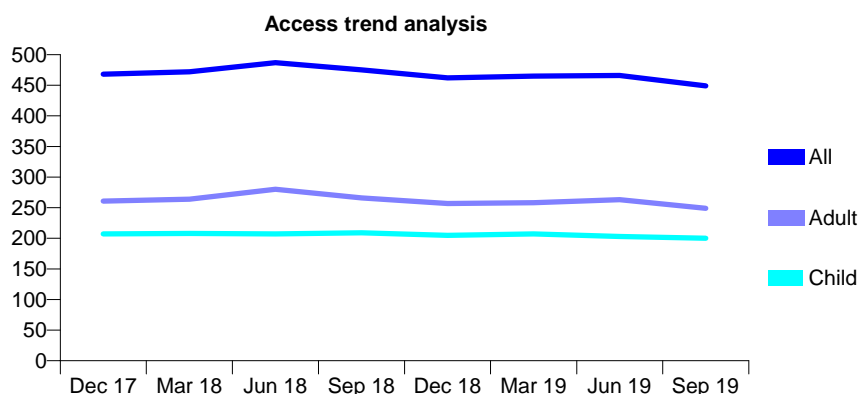
7A3 - Vital Signs At a Glance Contract Report for 570354/0001 - September 2019

Name or company name	MRS HJ JOHN
Contract type name	GDS Contract
Purpose of contract	General
Contract start date	01/04/2006
Contract end date	

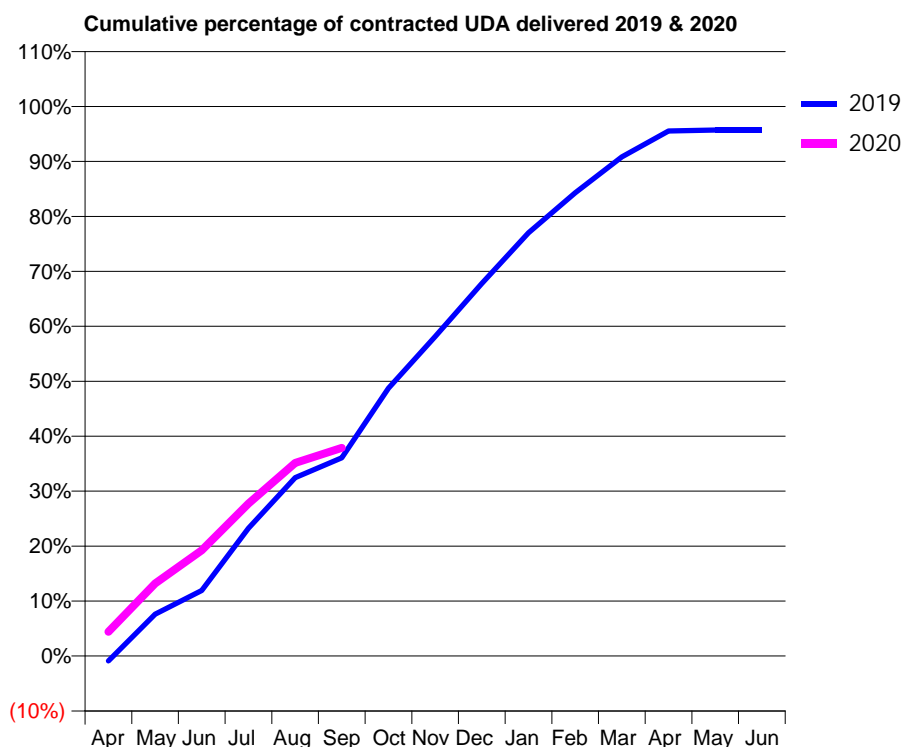
19/20 Contracted general activity (UDA)	1,000
Carry forward general activity (UDA)	0
19/20 Contracted orthodontic activity (UOA)	0
Carry forward orthodontic activity (UOA)	0
Baseline contract value	£27,483.41

ACCESS*

Patients seen in 24 months	Total	Change since previous quarter
Quarter ending September 2018	475	
Quarter ending December 2018	462	↓
Quarter ending March 2019	465	→
Quarter ending June 2019	466	→
Quarter ending September 2019	449	↓
Variance since September 2018	(5.5%)	↓



ACTIVITY



Month	Adjusted Scheduled Activity (UDA)	
	2019	2020
April	-9	44
May	76	132
June	119	192
July	233	278
August	325	352
September	361	379
October	487	
November	582	
December	678	
January	770	
February	843	
March	908	
April	955	
May	957	
June	957	

QUALITY

	Quantity	Base Number	Contract	LHB	Wales
% of FP17s for the same patient ID Re-attending within 3 months - Children	18	207	8.7%	9.7%	10.7%
% of FP17s for the same patient ID Re-attending within 3 months - Adults	7	139	5.0%	13.6%	15.4%
% of FP17s for the same patient ID Re-attending between 3 & 9 months - Children	154	207	74.4%	57.0%	60.1%
% of FP17s for the same patient ID Re-attending between 3 & 9 months - Adults	83	139	59.7%	53.1%	56.7%
% of FP17s for Band 1 Urgent Courses	3	307	1.0%	9.8%	9.1%
% of FP17s Relating to Free Repair or Replacements	0	307	0.0%	0.7%	0.7%
% of FP17s Relating to Continuations	0	307	0.0%	0.5%	0.6%
% of Patients satisfied with the dentistry they have received	0	1	N/A	90.8%	93.0%
% of Patients satisfied with the time they had to wait for an appointment	0	1	N/A	89.0%	87.5%

* This is based on patients treated on this contract for their most recent course of treatment. Figures in italics indicate the base number of FP17s or Patient Questionnaire responses are less than 100. N/A is shown where the base number of responses is less than 10 during the period. % is calculated as Quantity/Base number*100

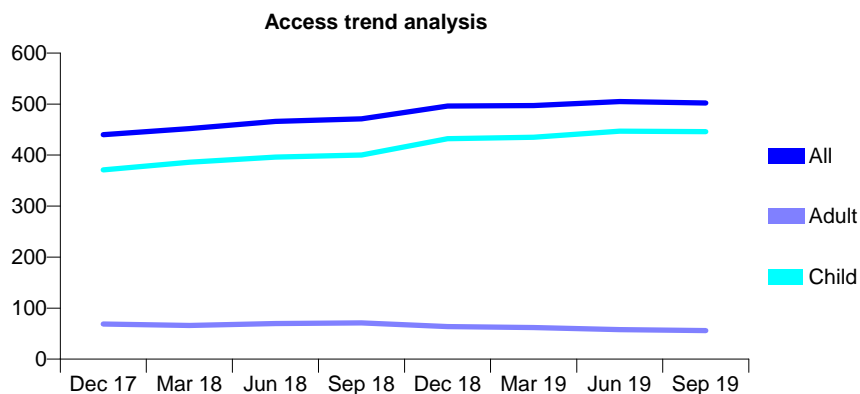
7A3 - Vital Signs At a Glance Contract Report for 653721/0001 - September 2019

Name or company name	MR CJ DAVISON
Contract type name	GDS Contract
Purpose of contract	General
Contract start date	01/04/2006
Contract end date	

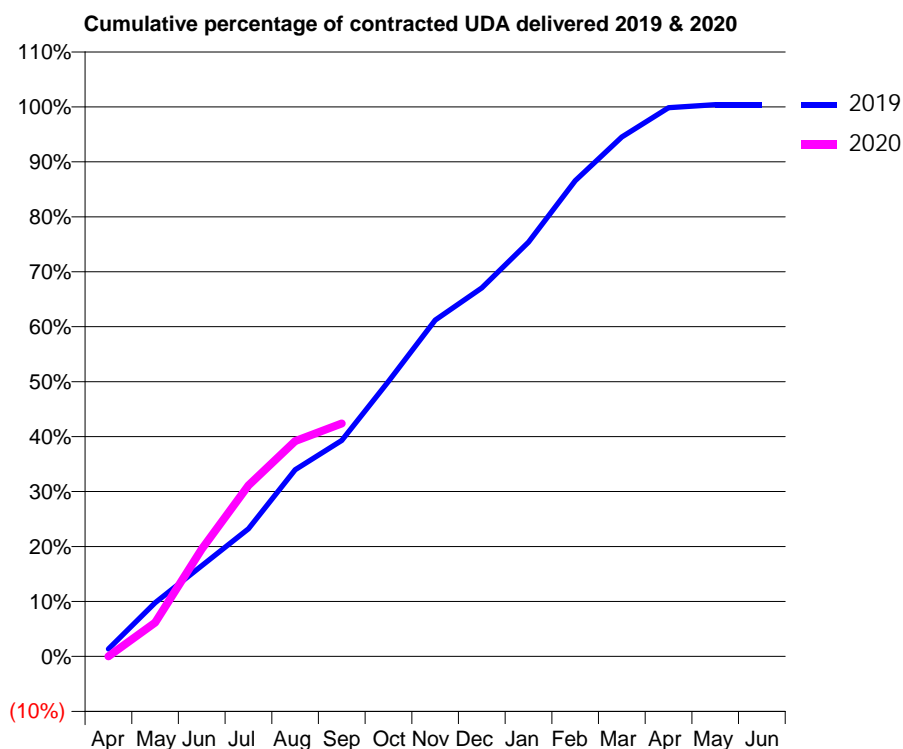
19/20 Contracted general activity (UDA)	1,070
Carry forward general activity (UDA)	0
19/20 Contracted orthodontic activity (UOA)	0
Carry forward orthodontic activity (UOA)	0
Baseline contract value	£26,135.13

ACCESS*

Patients seen in 24 months	Total	Change since previous quarter
Quarter ending September 2018	471	
Quarter ending December 2018	496	↑
Quarter ending March 2019	497	→
Quarter ending June 2019	505	→
Quarter ending September 2019	502	→
Variance since September 2018	6.6%	↑



ACTIVITY



Month	Adjusted Scheduled Activity (UDA)	
	2019	2020
April	14	0
May	104	66
June	176	209
July	249	333
August	364	419
September	421	453
October	536	
November	655	
December	718	
January	807	
February	926	
March	1,011	
April	1,068	
May	1,074	
June	1,074	

QUALITY

	Quantity	Base Number	Contract	LHB	Wales
% of FP17s for the same patient ID Re-attending within 3 months - Children	34	362	9.4%	9.7%	10.7%
% of FP17s for the same patient ID Re-attending within 3 months - Adults	0	22	0.0%	13.6%	15.4%
% of FP17s for the same patient ID Re-attending between 3 & 9 months - Children	257	362	71.0%	57.0%	60.1%
% of FP17s for the same patient ID Re-attending between 3 & 9 months - Adults	18	22	81.8%	53.1%	56.7%
% of FP17s for Band 1 Urgent Courses	7	345	2.0%	9.8%	9.1%
% of FP17s Relating to Free Repair or Replacements	0	345	0.0%	0.7%	0.7%
% of FP17s Relating to Continuations	0	345	0.0%	0.5%	0.6%
% of Patients satisfied with the dentistry they have received	1	2	N/A	90.8%	93.0%
% of Patients satisfied with the time they had to wait for an appointment	1	2	N/A	89.0%	87.5%

* This is based on patients treated on this contract for their most recent course of treatment. Figures in italics indicate the base number of FP17s or Patient Questionnaire responses are less than 100. N/A is shown where the base number of responses is less than 10 during the period. % is calculated as Quantity/Base number*100

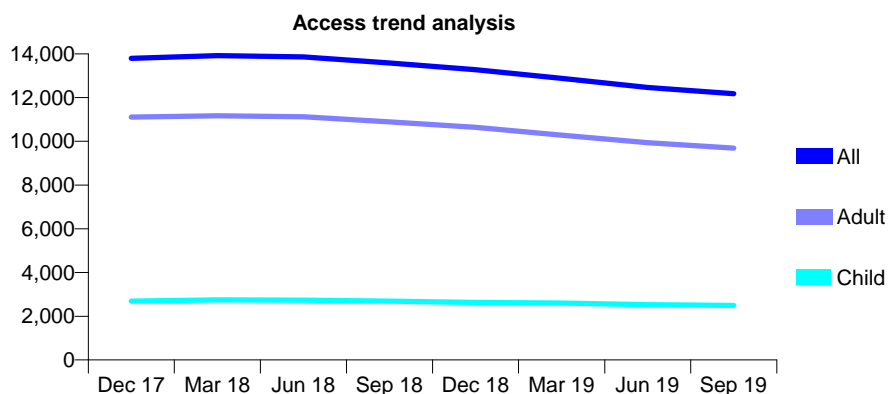
7A3 - Vital Signs At a Glance Contract Report for 682632/0002 - September 2019

Name or company name	Crescent Dental Ltd
Contract type name	GDS Contract
Purpose of contract	General
Contract start date	01/08/2008
Contract end date	

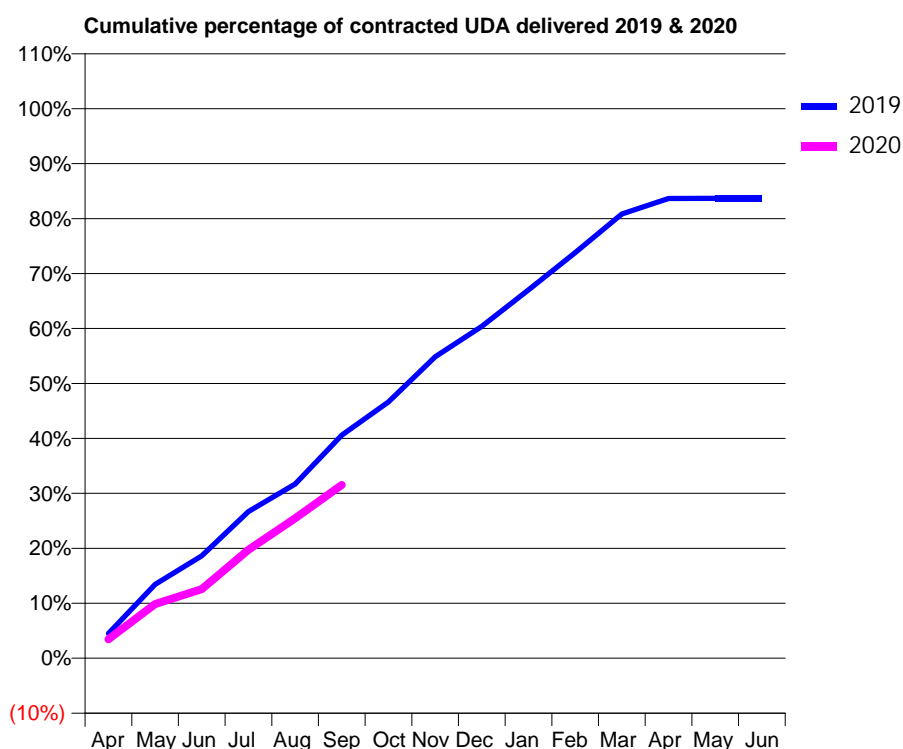
19/20 Contracted general activity (UDA)	40,703
Carry forward general activity (UDA)	0
19/20 Contracted orthodontic activity (UOA)	0
Carry forward orthodontic activity (UOA)	0
Baseline contract value	£1,017,646.99

ACCESS*

Patients seen in 24 months	Total	Change since previous quarter
Quarter ending September 2018	13,582	
Quarter ending December 2018	13,278	↓
Quarter ending March 2019	12,882	↓
Quarter ending June 2019	12,461	↓
Quarter ending September 2019	12,180	↓
Variance since September 2018	(10.3%)	↓



ACTIVITY



Month	2019	2020
April	1,835	1,410
May	5,469	4,019
June	7,576	5,126
July	10,855	8,033
August	12,907	10,364
September	16,522	12,831
October	18,984	
November	22,324	
December	24,576	
January	27,290	
February	30,044	
March	32,901	
April	34,056	
May	34,058	
June	34,057	

QUALITY

	Quantity	Base Number	Contract	LHB	Wales
% of FP17s for the same patient ID Re-attending within 3 months - Children	125	1,632	7.7%	9.7%	10.7%
% of FP17s for the same patient ID Re-attending within 3 months - Adults	886	6,314	14.0%	13.6%	15.4%
% of FP17s for the same patient ID Re-attending between 3 & 9 months - Children	897	1,632	55.0%	57.0%	60.1%
% of FP17s for the same patient ID Re-attending between 3 & 9 months - Adults	3,686	6,314	58.4%	53.1%	56.7%
% of FP17s for Band 1 Urgent Courses	898	7,327	12.3%	9.8%	9.1%
% of FP17s Relating to Free Repair or Replacements	96	7,327	1.3%	0.7%	0.7%
% of FP17s Relating to Continuations	25	7,327	0.3%	0.5%	0.6%
% of Patients satisfied with the dentistry they have received	13	15	86.7%	90.8%	93.0%
% of Patients satisfied with the time they had to wait for an appointment	15	15	100.0%	89.0%	87.5%

* This is based on patients treated on this contract for their most recent course of treatment.

Figures in italics indicate the base number of FP17s or Patient Questionnaire responses are less than 100. N/A is shown where the base number of responses is less than 10 during the period. % is calculated as Quantity/Base number*100

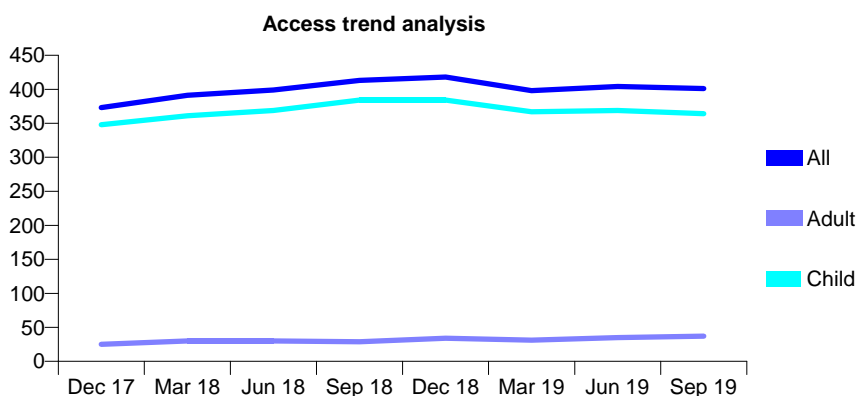
7A3 - Vital Signs At a Glance Contract Report for 724998/0001 - September 2019

Name or company name	MR AH BEAK
Contract type name	GDS Contract
Purpose of contract	General
Contract start date	01/04/2006
Contract end date	

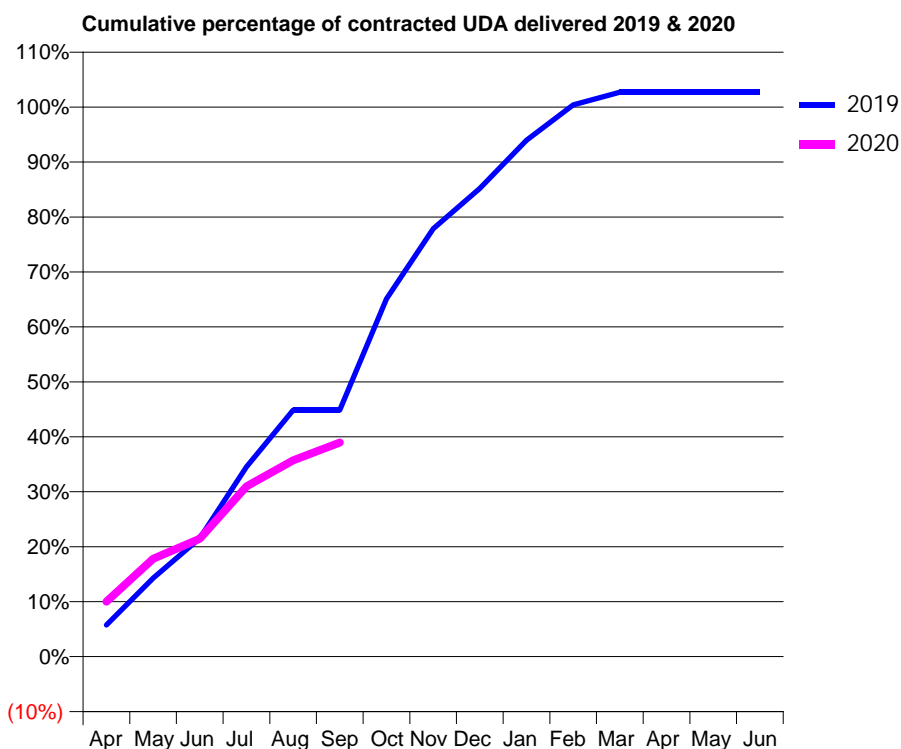
19/20 Contracted general activity (UDA)	780
Carry forward general activity (UDA)	0
19/20 Contracted orthodontic activity (UOA)	0
Carry forward orthodontic activity (UOA)	0
Baseline contract value	£20,158.20

ACCESS*

Patients seen in 24 months	Total	Change since previous quarter
Quarter ending September 2018	413	
Quarter ending December 2018	418	→
Quarter ending March 2019	398	↓
Quarter ending June 2019	404	→
Quarter ending September 2019	401	→
Variance since September 2018	(2.9%)	↓



ACTIVITY



Month	Adjusted Scheduled Activity (UDA)	
	2019	2020
April	45	78
May	111	139
June	168	167
July	269	242
August	350	279
September	350	304
October	508	
November	607	
December	664	
January	733	
February	783	
March	801	
April	801	
May	801	
June	801	

QUALITY

	Quantity	Base Number	Contract	LHB	Wales
% of FP17s for the same patient ID Re-attending within 3 months - Children	10	256	3.9%	9.7%	10.7%
% of FP17s for the same patient ID Re-attending within 3 months - Adults	0	0	N/A	13.6%	15.4%
% of FP17s for the same patient ID Re-attending between 3 & 9 months - Children	179	256	69.9%	57.0%	60.1%
% of FP17s for the same patient ID Re-attending between 3 & 9 months - Adults	0	0	N/A	53.1%	56.7%
% of FP17s for Band 1 Urgent Courses	4	256	1.6%	9.8%	9.1%
% of FP17s Relating to Free Repair or Replacements	0	256	0.0%	0.7%	0.7%
% of FP17s Relating to Continuations	2	256	0.8%	0.5%	0.6%
% of Patients satisfied with the dentistry they have received	0	0	N/A	90.8%	93.0%
% of Patients satisfied with the time they had to wait for an appointment	0	0	N/A	89.0%	87.5%

* This is based on patients treated on this contract for their most recent course of treatment. Figures in italics indicate the base number of FP17s or Patient Questionnaire responses are less than 100. N/A is shown where the base number of responses is less than 10 during the period. % is calculated as Quantity/Base number*100

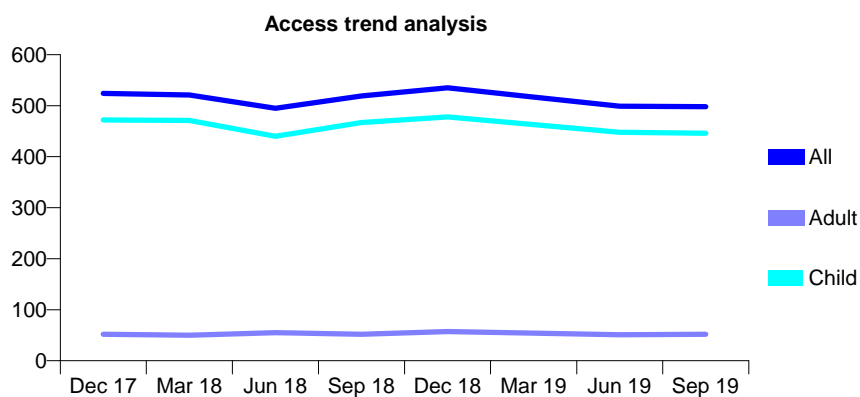
7A3 - Vital Signs At a Glance Contract Report for 737100/0001 - September 2019

Name or company name	MISS NL YOUNG
Contract type name	GDS Contract
Purpose of contract	General
Contract start date	01/04/2006
Contract end date	

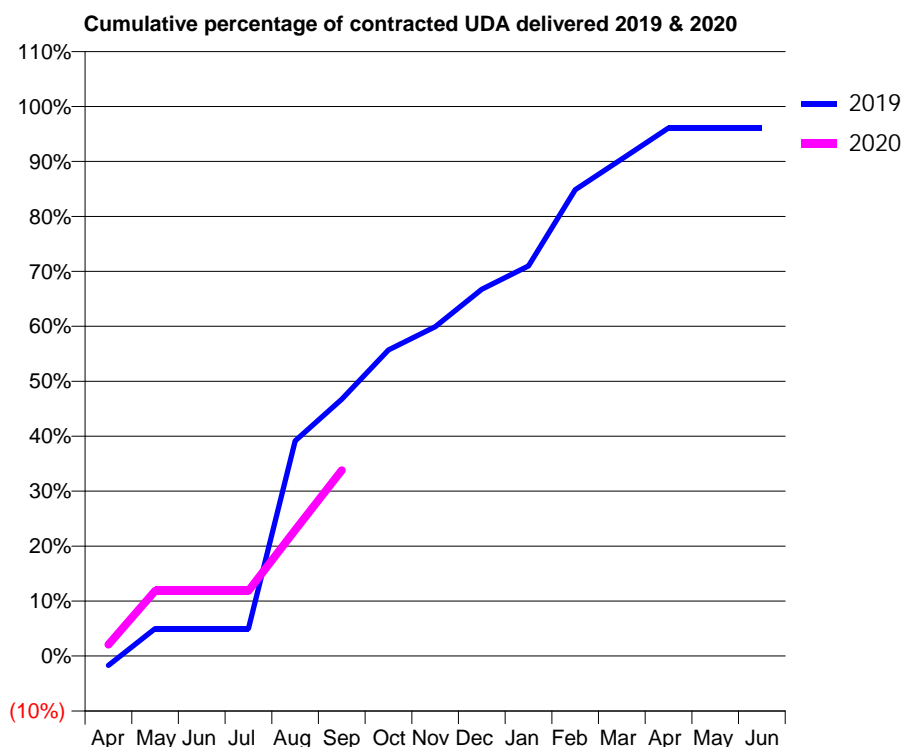
19/20 Contracted general activity (UDA)	1,862
Carry forward general activity (UDA)	0
19/20 Contracted orthodontic activity (UOA)	0
Carry forward orthodontic activity (UOA)	0
Baseline contract value	£43,742.23

ACCESS*

Patients seen in 24 months	Total	Change since previous quarter
Quarter ending September 2018	519	
Quarter ending December 2018	535	↑
Quarter ending March 2019	517	↓
Quarter ending June 2019	499	↓
Quarter ending September 2019	498	→
Variance since September 2018	(4.0%)	↓



ACTIVITY



Month	Adjusted Scheduled Activity (UDA)	
	2019	2020
April	-32	39
May	93	221
June	93	221
July	93	221
August	729	427
September	870	629
October	1,037	
November	1,116	
December	1,243	
January	1,322	
February	1,580	
March	1,684	
April	1,789	
May	1,789	
June	1,789	

QUALITY

	Quantity	Base Number	Contract	LHB	Wales
% of FP17s for the same patient ID Re-attending within 3 months - Children	77	469	16.4%	9.7%	10.7%
% of FP17s for the same patient ID Re-attending within 3 months - Adults	2	12	16.7%	13.6%	15.4%
% of FP17s for the same patient ID Re-attending between 3 & 9 months - Children	298	469	63.5%	57.0%	60.1%
% of FP17s for the same patient ID Re-attending between 3 & 9 months - Adults	6	12	50.0%	53.1%	56.7%
% of FP17s for Band 1 Urgent Courses	0	421	0.0%	9.8%	9.1%
% of FP17s Relating to Free Repair or Replacements	0	421	0.0%	0.7%	0.7%
% of FP17s Relating to Continuations	0	421	0.0%	0.5%	0.6%
% of Patients satisfied with the dentistry they have received	1	1	N/A	90.8%	93.0%
% of Patients satisfied with the time they had to wait for an appointment	1	1	N/A	89.0%	87.5%

* This is based on patients treated on this contract for their most recent course of treatment. Figures in italics indicate the base number of FP17s or Patient Questionnaire responses are less than 100. N/A is shown where the base number of responses is less than 10 during the period. % is calculated as Quantity/Base number*100

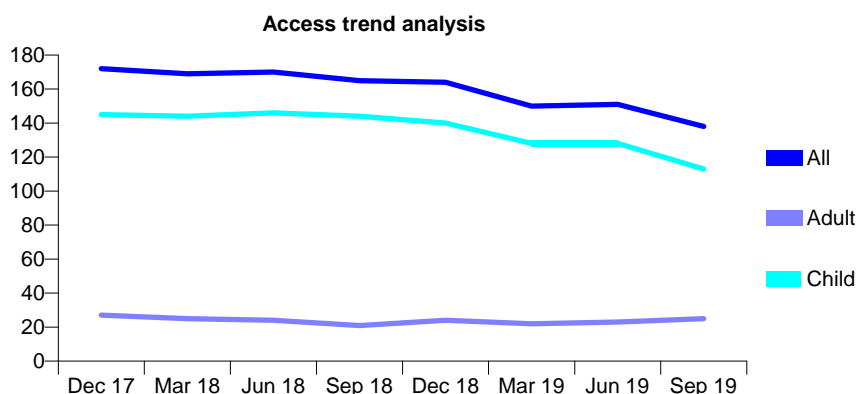
7A3 - Vital Signs At a Glance Contract Report for 760935/0001 - September 2019

Name or company name	MISS RL GRONOW
Contract type name	GDS Contract
Purpose of contract	General
Contract start date	01/04/2006
Contract end date	

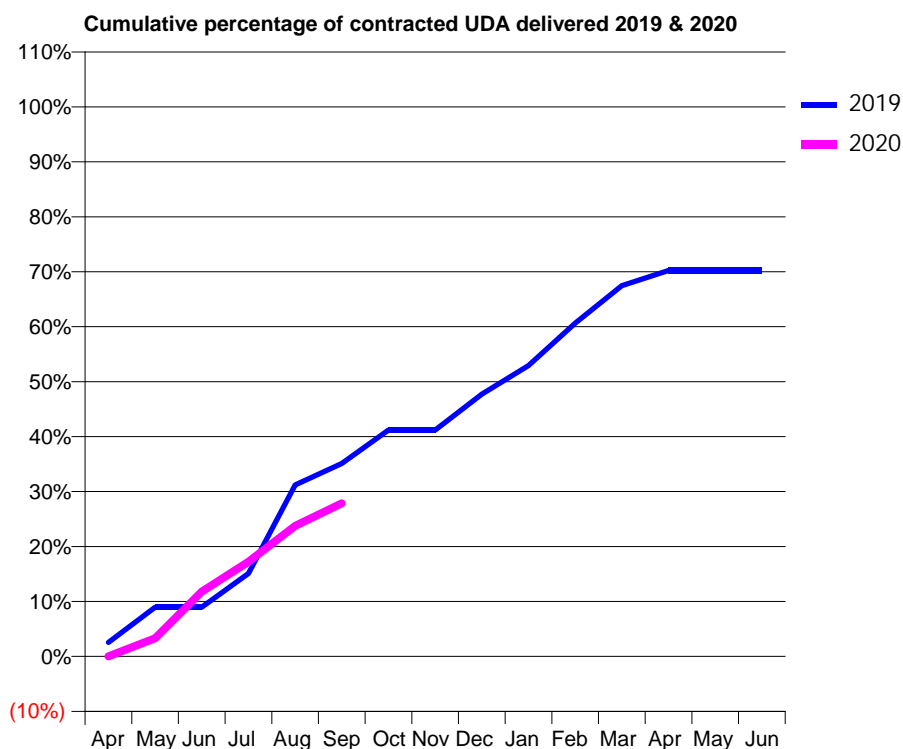
19/20 Contracted general activity (UDA)	368
Carry forward general activity (UDA)	0
19/20 Contracted orthodontic activity (UOA)	0
Carry forward orthodontic activity (UOA)	0
Baseline contract value	£9,935.80

ACCESS*

Patients seen in 24 months	Total	Change since previous quarter
Quarter ending September 2018	165	
Quarter ending December 2018	164	→
Quarter ending March 2019	150	↓
Quarter ending June 2019	151	→
Quarter ending September 2019	138	↓
Variance since September 2018	(16.4%)	↓



ACTIVITY



Month	Adjusted Scheduled Activity (UDA)	
	2019	2020
April	9	0
May	33	12
June	33	43
July	56	63
August	115	87
September	129	103
October	152	
November	152	
December	176	
January	195	
February	223	
March	248	
April	258	
May	258	
June	258	

QUALITY

	Quantity	Base Number	Contract	LHB	Wales
% of FP17s for the same patient ID Re-attending within 3 months - Children	10	76	13.2%	9.7%	10.7%
% of FP17s for the same patient ID Re-attending within 3 months - Adults	0	6	0.0%	13.6%	15.4%
% of FP17s for the same patient ID Re-attending between 3 & 9 months - Children	42	76	55.3%	57.0%	60.1%
% of FP17s for the same patient ID Re-attending between 3 & 9 months - Adults	3	6	50.0%	53.1%	56.7%
% of FP17s for Band 1 Urgent Courses	3	72	4.2%	9.8%	9.1%
% of FP17s Relating to Free Repair or Replacements	0	72	0.0%	0.7%	0.7%
% of FP17s Relating to Continuations	1	72	1.4%	0.5%	0.6%
% of Patients satisfied with the dentistry they have received	0	0	N/A	90.8%	93.0%
% of Patients satisfied with the time they had to wait for an appointment	0	0	N/A	89.0%	87.5%

* This is based on patients treated on this contract for their most recent course of treatment. Figures in italics indicate the base number of FP17s or Patient Questionnaire responses are less than 100. N/A is shown where the base number of responses is less than 10 during the period. % is calculated as Quantity/Base number*100

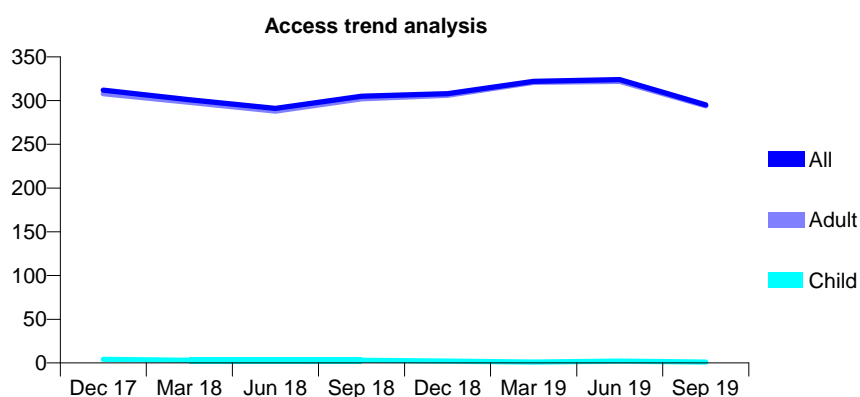
7A3 - Vital Signs At a Glance Contract Report for 766348/0002 - September 2019

Name or company name	MISS R JONES
Contract type name	PDS Contract
Purpose of contract	General
Contract start date	01/04/2008
Contract end date	31/03/2020

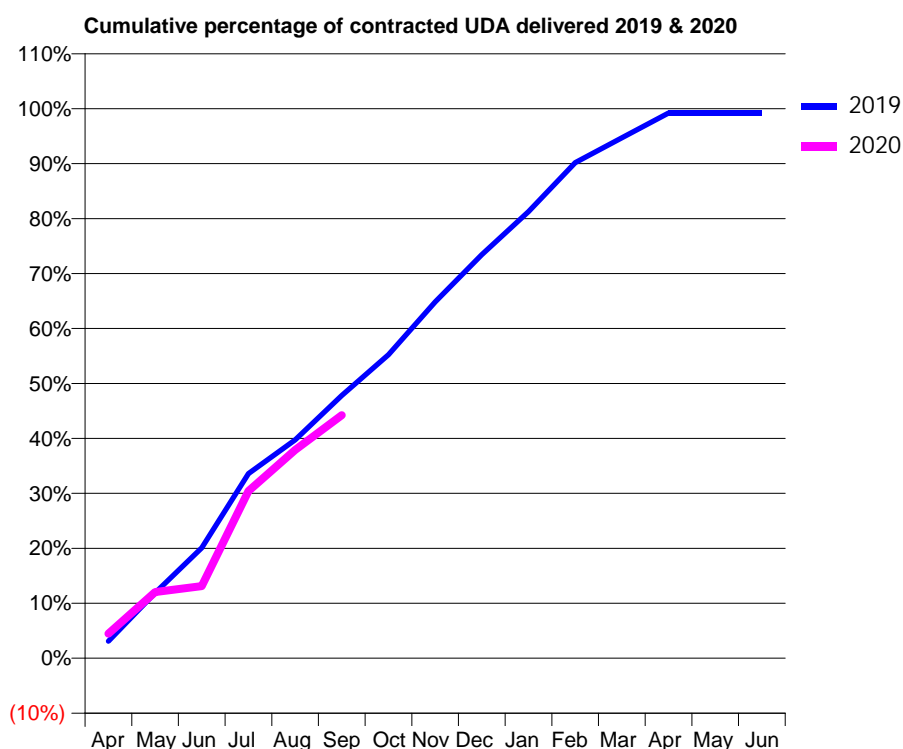
19/20 Contracted general activity (UDA)	2,854
Carry forward general activity (UDA)	0
19/20 Contracted orthodontic activity (UOA)	0
Carry forward orthodontic activity (UOA)	0
Baseline contract value	£169,140.52

ACCESS*

Patients seen in 24 months	Total	Change since previous quarter
Quarter ending September 2018	305	
Quarter ending December 2018	308	→
Quarter ending March 2019	322	↑
Quarter ending June 2019	324	→
Quarter ending September 2019	295	↓
Variance since September 2018	(3.3%)	↓



ACTIVITY



Month	2019	2020
April	88	128
May	340	344
June	573	374
July	959	868
August	1,134	1,082
September	1,364	1,262
October	1,576	
November	1,850	
December	2,096	
January	2,319	
February	2,573	
March	2,703	
April	2,831	
May	2,831	
June	2,831	

QUALITY

	Quantity	Base Number	Contract	LHB	Wales
% of FP17s for the same patient ID Re-attending within 3 months - Children	0	4	0.0%	9.7%	10.7%
% of FP17s for the same patient ID Re-attending within 3 months - Adults	27	495	5.5%	13.6%	15.4%
% of FP17s for the same patient ID Re-attending between 3 & 9 months - Children	0	4	0.0%	57.0%	60.1%
% of FP17s for the same patient ID Re-attending between 3 & 9 months - Adults	3	495	0.6%	53.1%	56.7%
% of FP17s for Band 1 Urgent Courses	0	450	0.0%	9.8%	9.1%
% of FP17s Relating to Free Repair or Replacements	0	450	0.0%	0.7%	0.7%
% of FP17s Relating to Continuations	0	450	0.0%	0.5%	0.6%
% of Patients satisfied with the dentistry they have received	0	0	N/A	90.8%	93.0%
% of Patients satisfied with the time they had to wait for an appointment	0	0	N/A	89.0%	87.5%

* This is based on patients treated on this contract for their most recent course of treatment.

Figures in italics indicate the base number of FP17s or Patient Questionnaire responses are less than 100. N/A is shown where the base number of responses is less than 10 during the period. % is calculated as Quantity/Base number*100

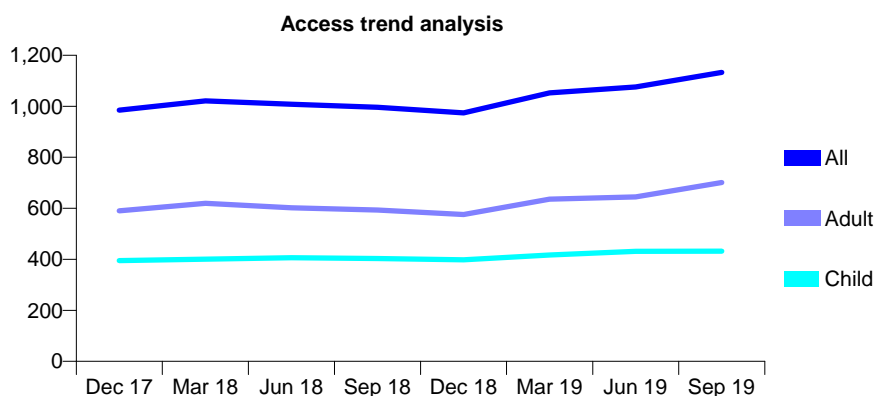
7A3 - Vital Signs At a Glance Contract Report for 792365/0001 - September 2019

Name or company name	MR JA RICE
Contract type name	GDS Contract
Purpose of contract	General
Contract start date	01/10/2011
Contract end date	

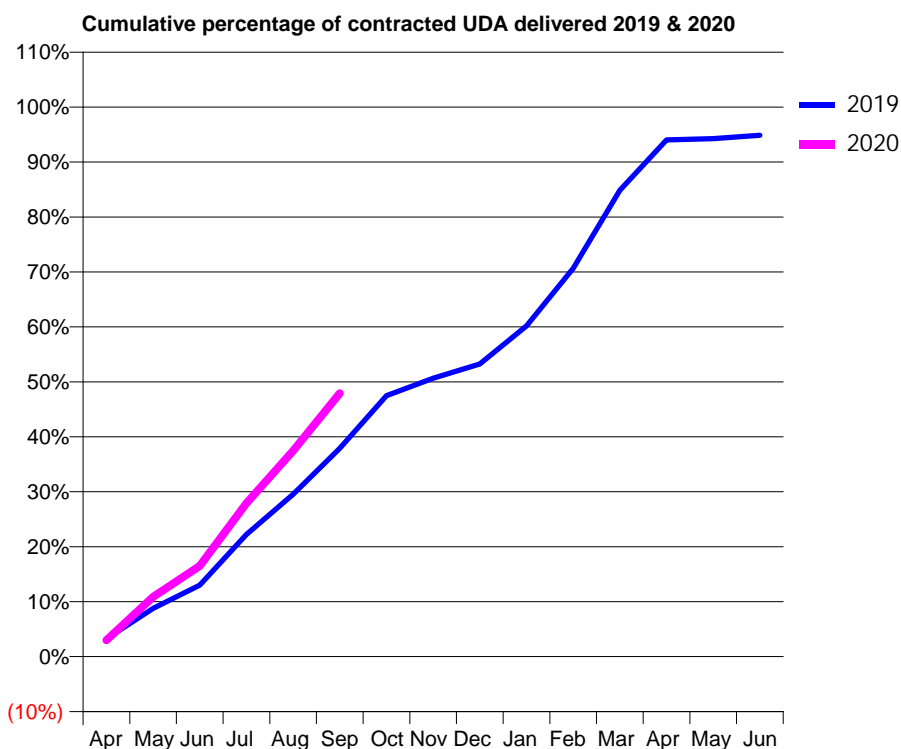
19/20 Contracted general activity (UDA)	2,724
Carry forward general activity (UDA)	0
19/20 Contracted orthodontic activity (UOA)	0
Carry forward orthodontic activity (UOA)	0
Baseline contract value	£63,564.16

ACCESS*

Patients seen in 24 months	Total	Change since previous quarter
Quarter ending September 2018	996	
Quarter ending December 2018	974	↓
Quarter ending March 2019	1,053	↑
Quarter ending June 2019	1,076	↑
Quarter ending September 2019	1,133	↑
Variance since September 2018	13.8%	↑



ACTIVITY



Month	Adjusted Scheduled Activity (UDA)	
	2019	2020
April	89	82
May	240	296
June	354	450
July	606	760
August	805	1,021
September	1,032	1,305
October	1,294	
November	1,380	
December	1,450	
January	1,639	
February	1,924	
March	2,311	
April	2,561	
May	2,567	
June	2,584	

QUALITY

	Quantity	Base Number	Contract	LHB	Wales
% of FP17s for the same patient ID Re-attending within 3 months - Children	16	266	6.0%	9.7%	10.7%
% of FP17s for the same patient ID Re-attending within 3 months - Adults	53	469	11.3%	13.6%	15.4%
% of FP17s for the same patient ID Re-attending between 3 & 9 months - Children	128	266	48.1%	57.0%	60.1%
% of FP17s for the same patient ID Re-attending between 3 & 9 months - Adults	162	469	34.5%	53.1%	56.7%
% of FP17s for Band 1 Urgent Courses	67	635	10.6%	9.8%	9.1%
% of FP17s Relating to Free Repair or Replacements	0	635	0.0%	0.7%	0.7%
% of FP17s Relating to Continuations	4	635	0.6%	0.5%	0.6%
% of Patients satisfied with the dentistry they have received	2	2	N/A	90.8%	93.0%
% of Patients satisfied with the time they had to wait for an appointment	2	2	N/A	89.0%	87.5%

* This is based on patients treated on this contract for their most recent course of treatment. Figures in italics indicate the base number of FP17s or Patient Questionnaire responses are less than 100. N/A is shown where the base number of responses is less than 10 during the period. % is calculated as Quantity/Base number*100

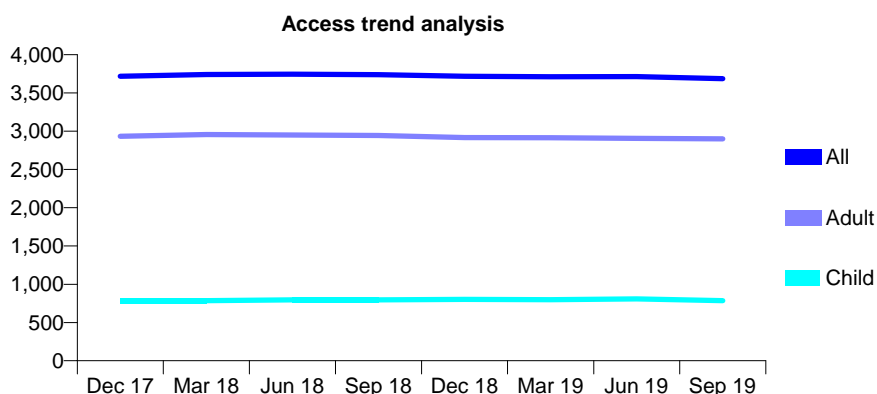
7A3 - Vital Signs At a Glance Contract Report for 810002/0001 - September 2019

Name or company name	MR DJ FLEMING
Contract type name	GDS Contract
Purpose of contract	General
Contract start date	01/04/2006
Contract end date	

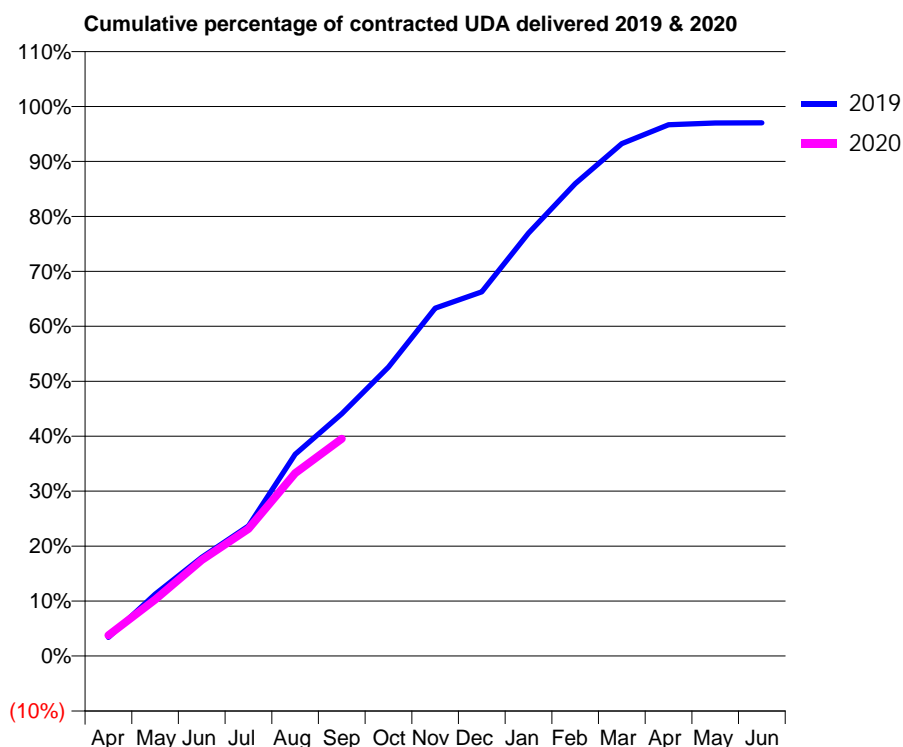
19/20 Contracted general activity (UDA)	12,581
Carry forward general activity (UDA)	0
19/20 Contracted orthodontic activity (UOA)	0
Carry forward orthodontic activity (UOA)	0
Baseline contract value	£314,563.65

ACCESS*

Patients seen in 24 months	Total	Change since previous quarter
Quarter ending September 2018	3,739	
Quarter ending December 2018	3,719	→
Quarter ending March 2019	3,712	→
Quarter ending June 2019	3,714	→
Quarter ending September 2019	3,685	→
Variance since September 2018	(1.4%)	↓



ACTIVITY



Month	Adjusted Scheduled Activity (UDA)	
	2019	2020
April	430	474
May	1,416	1,292
June	2,261	2,197
July	2,978	2,911
August	4,616	4,188
September	5,546	4,976
October	6,615	
November	7,964	
December	8,335	
January	9,684	
February	10,812	
March	11,728	
April	12,163	
May	12,200	
June	12,207	

QUALITY

	Quantity	Base Number	Contract	LHB	Wales
% of FP17s for the same patient ID Re-attending within 3 months - Children	21	574	3.7%	9.7%	10.7%
% of FP17s for the same patient ID Re-attending within 3 months - Adults	180	2,000	9.0%	13.6%	15.4%
% of FP17s for the same patient ID Re-attending between 3 & 9 months - Children	353	574	61.5%	57.0%	60.1%
% of FP17s for the same patient ID Re-attending between 3 & 9 months - Adults	1,229	2,000	61.5%	53.1%	56.7%
% of FP17s for Band 1 Urgent Courses	185	2,372	7.8%	9.8%	9.1%
% of FP17s Relating to Free Repair or Replacements	17	2,372	0.7%	0.7%	0.7%
% of FP17s Relating to Continuations	1	2,372	0.0%	0.5%	0.6%
% of Patients satisfied with the dentistry they have received	9	9	N/A	90.8%	93.0%
% of Patients satisfied with the time they had to wait for an appointment	8	9	N/A	89.0%	87.5%

* This is based on patients treated on this contract for their most recent course of treatment. Figures in italics indicate the base number of FP17s or Patient Questionnaire responses are less than 100. N/A is shown where the base number of responses is less than 10 during the period. % is calculated as Quantity/Base number*100

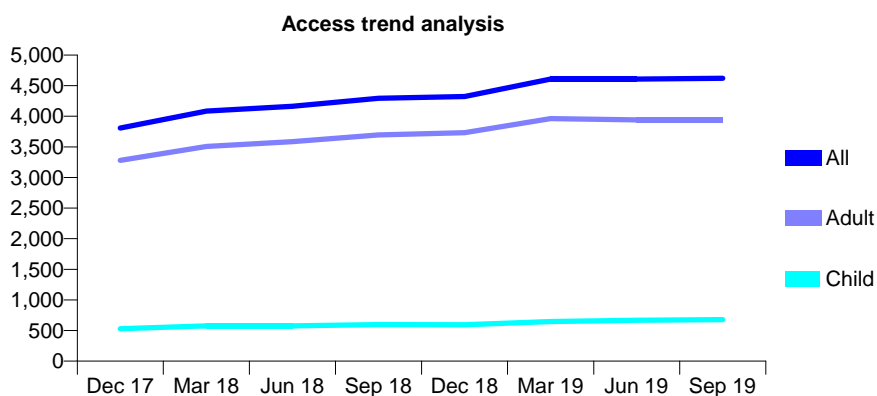
7A3 - Vital Signs At a Glance Contract Report for 810029/0001 - September 2019

Name or company name	Dr N Patel, Dr J Rai and Dr N Kernahan
Contract type name	GDS Contract
Purpose of contract	General
Contract start date	01/04/2006
Contract end date	

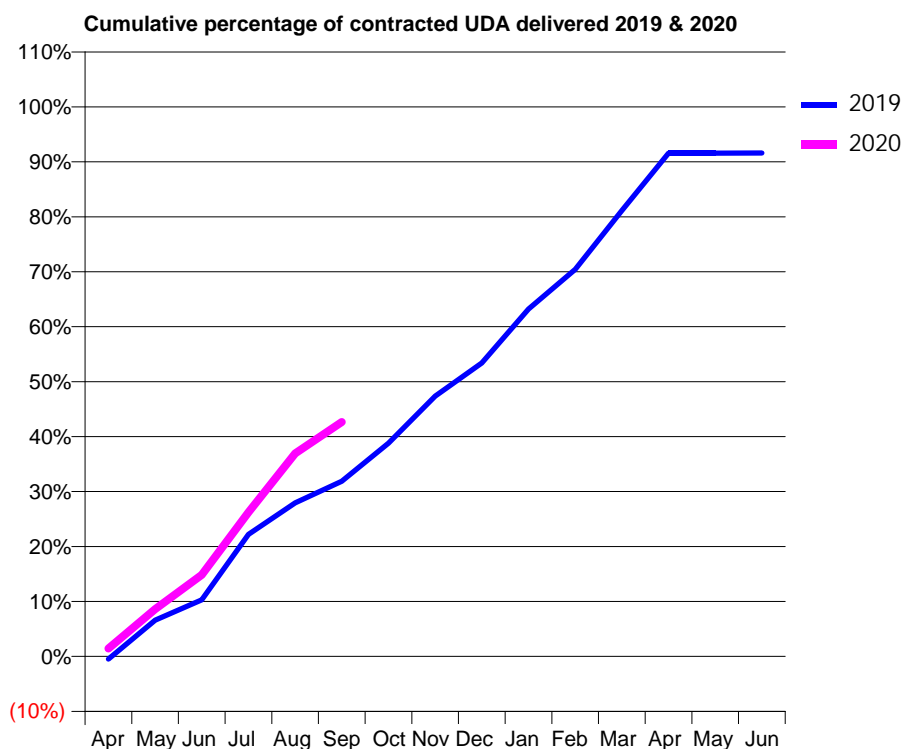
19/20 Contracted general activity (UDA)	12,872
Carry forward general activity (UDA)	0
19/20 Contracted orthodontic activity (UOA)	0
Carry forward orthodontic activity (UOA)	0
Baseline contract value	£319,752.59

ACCESS*

Patients seen in 24 months	Total	Change since previous quarter
Quarter ending September 2018	4,295	
Quarter ending December 2018	4,324	→
Quarter ending March 2019	4,610	↑
Quarter ending June 2019	4,607	→
Quarter ending September 2019	4,622	→
Variance since September 2018	7.6%	↑



ACTIVITY



Month	Adjusted Scheduled Activity (UDA)	
	2019	2020
April	-64	187
May	849	1,107
June	1,326	1,911
July	2,860	3,374
August	3,596	4,755
September	4,104	5,491
October	4,998	
November	6,095	
December	6,872	
January	8,135	
February	9,066	
March	10,442	
April	11,786	
May	11,787	
June	11,790	

QUALITY

	Quantity	Base Number	Contract	LHB	Wales
% of FP17s for the same patient ID Re-attending within 3 months - Children	17	552	3.1%	9.7%	10.7%
% of FP17s for the same patient ID Re-attending within 3 months - Adults	348	3,220	10.8%	13.6%	15.4%
% of FP17s for the same patient ID Re-attending between 3 & 9 months - Children	305	552	55.3%	57.0%	60.1%
% of FP17s for the same patient ID Re-attending between 3 & 9 months - Adults	1,957	3,220	60.8%	53.1%	56.7%
% of FP17s for Band 1 Urgent Courses	257	3,206	8.0%	9.8%	9.1%
% of FP17s Relating to Free Repair or Replacements	32	3,206	1.0%	0.7%	0.7%
% of FP17s Relating to Continuations	25	3,206	0.8%	0.5%	0.6%
% of Patients satisfied with the dentistry they have received	10	11	90.9%	90.8%	93.0%
% of Patients satisfied with the time they had to wait for an appointment	10	11	90.9%	89.0%	87.5%

* This is based on patients treated on this contract for their most recent course of treatment. Figures in italics indicate the base number of FP17s or Patient Questionnaire responses are less than 100. N/A is shown where the base number of responses is less than 10 during the period. % is calculated as Quantity/Base number*100

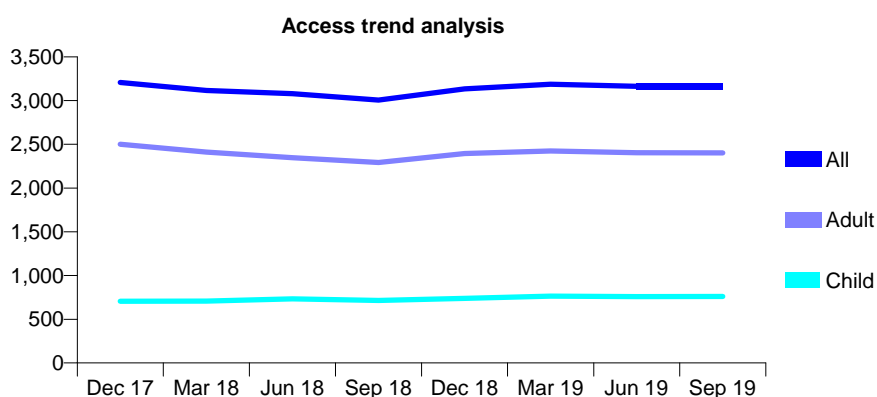
7A3 - Vital Signs At a Glance Contract Report for 812129/0001 - September 2019

Name or company name	MR SD JENKINS
Contract type name	GDS Contract
Purpose of contract	General
Contract start date	01/04/2006
Contract end date	

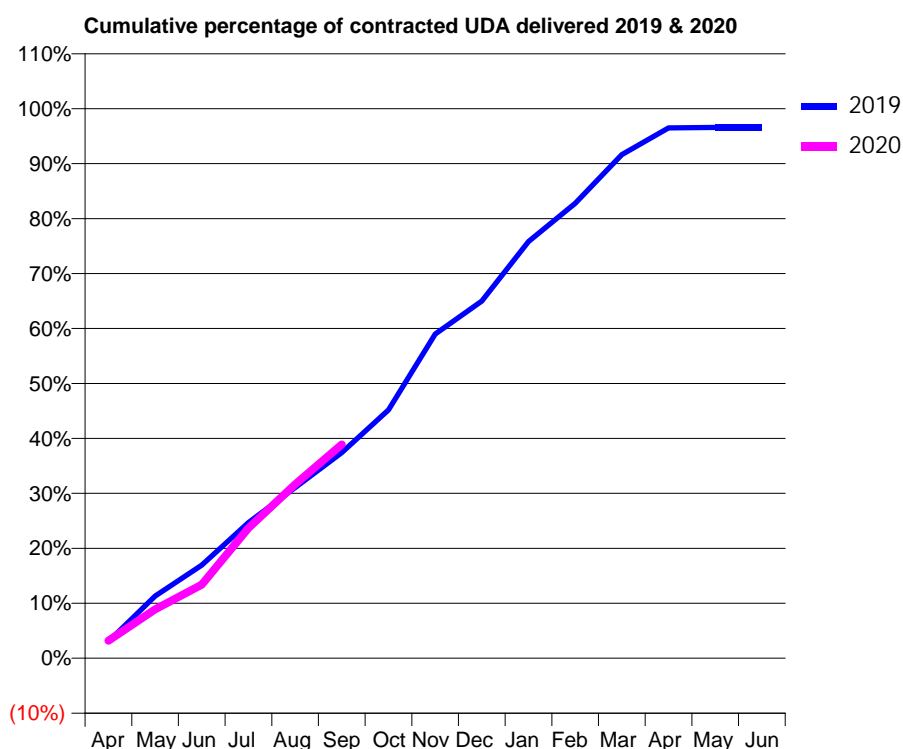
19/20 Contracted general activity (UDA)	14,511
Carry forward general activity (UDA)	0
19/20 Contracted orthodontic activity (UOA)	0
Carry forward orthodontic activity (UOA)	0
Baseline contract value	£362,821.22

ACCESS*

Patients seen in 24 months	Total	Change since previous quarter
Quarter ending September 2018	3,006	
Quarter ending December 2018	3,134	↑
Quarter ending March 2019	3,187	→
Quarter ending June 2019	3,163	→
Quarter ending September 2019	3,163	→
Variance since September 2018	5.2%	↑



ACTIVITY



Month	2019	2020
April	442	462
May	1,643	1,292
June	2,458	1,942
July	3,583	3,437
August	4,507	4,592
September	5,429	5,644
October	6,560	
November	8,560	
December	9,431	
January	11,001	
February	12,012	
March	13,298	
April	14,003	
May	14,018	
June	14,017	

QUALITY

	Quantity	Base Number	Contract	LHB	Wales
% of FP17s for the same patient ID Re-attending within 3 months - Children	68	660	10.3%	9.7%	10.7%
% of FP17s for the same patient ID Re-attending within 3 months - Adults	293	1,909	15.3%	13.6%	15.4%
% of FP17s for the same patient ID Re-attending between 3 & 9 months - Children	393	660	59.5%	57.0%	60.1%
% of FP17s for the same patient ID Re-attending between 3 & 9 months - Adults	1,204	1,909	63.1%	53.1%	56.7%
% of FP17s for Band 1 Urgent Courses	148	2,349	6.3%	9.8%	9.1%
% of FP17s Relating to Free Repair or Replacements	15	2,349	0.6%	0.7%	0.7%
% of FP17s Relating to Continuations	16	2,349	0.7%	0.5%	0.6%
% of Patients satisfied with the dentistry they have received	8	11	72.7%	90.8%	93.0%
% of Patients satisfied with the time they had to wait for an appointment	11	11	100.0%	89.0%	87.5%

* This is based on patients treated on this contract for their most recent course of treatment.

Figures in italics indicate the base number of FP17s or Patient Questionnaire responses are less than 100. N/A is shown where the base number of responses is less than 10 during the period. % is calculated as Quantity/Base number*100

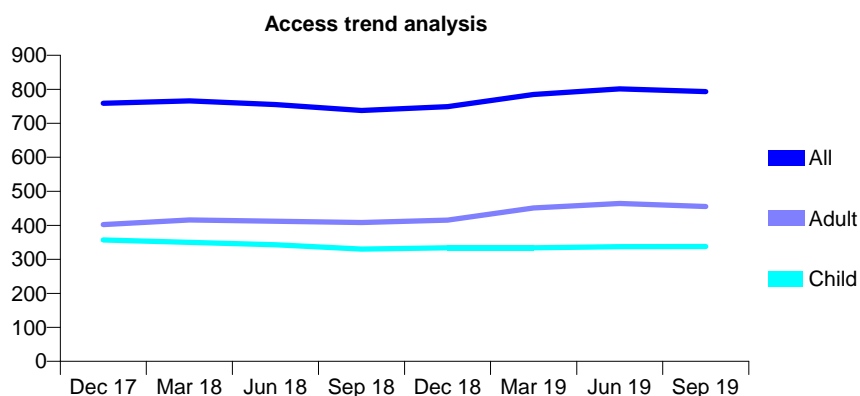
7A3 - Vital Signs At a Glance Contract Report for 913642/0001 - September 2019

Name or company name	MR DB RODERICK
Contract type name	GDS Contract
Purpose of contract	General
Contract start date	01/04/2006
Contract end date	

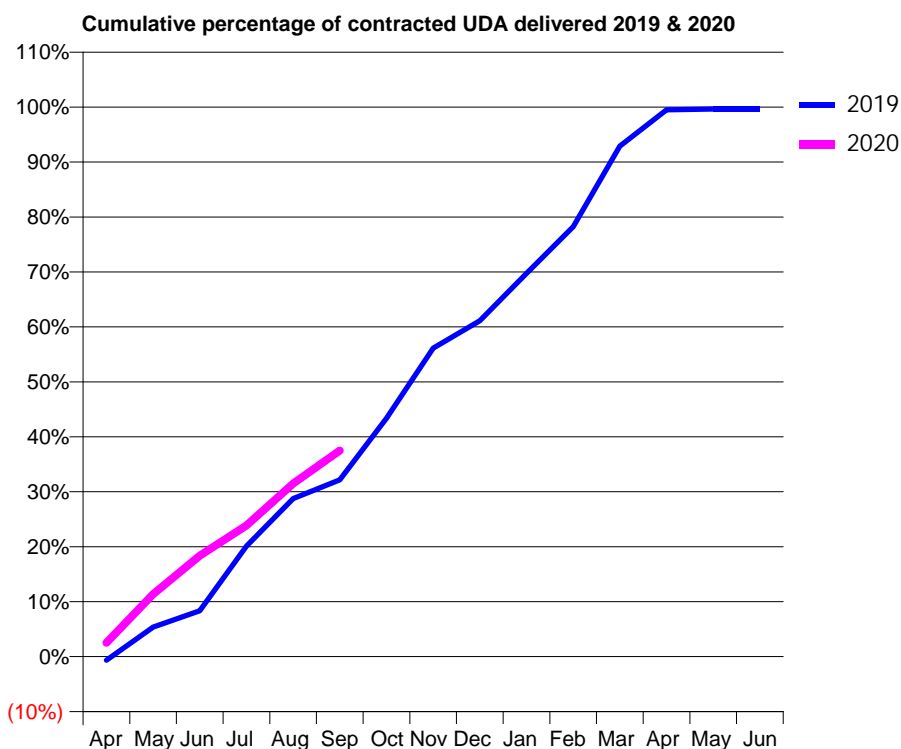
19/20 Contracted general activity (UDA)	2,204
Carry forward general activity (UDA)	0
19/20 Contracted orthodontic activity (UOA)	0
Carry forward orthodontic activity (UOA)	0
Baseline contract value	£71,579.66

ACCESS*

Patients seen in 24 months	Total	Change since previous quarter
Quarter ending September 2018	738	
Quarter ending December 2018	749	→
Quarter ending March 2019	785	↑
Quarter ending June 2019	801	↑
Quarter ending September 2019	793	→
Variance since September 2018	7.5%	↑



ACTIVITY



Month	Adjusted Scheduled Activity (UDA)	
	2019	2020
April	-15	55
May	118	251
June	184	404
July	443	526
August	634	694
September	709	827
October	956	
November	1,237	
December	1,347	
January	1,537	
February	1,724	
March	2,047	
April	2,193	
May	2,196	
June	2,196	

QUALITY

	Quantity	Base Number	Contract	LHB	Wales
% of FP17s for the same patient ID Re-attending within 3 months - Children	24	252	9.5%	9.7%	10.7%
% of FP17s for the same patient ID Re-attending within 3 months - Adults	19	221	8.6%	13.6%	15.4%
% of FP17s for the same patient ID Re-attending between 3 & 9 months - Children	134	252	53.2%	57.0%	60.1%
% of FP17s for the same patient ID Re-attending between 3 & 9 months - Adults	116	221	52.5%	53.1%	56.7%
% of FP17s for Band 1 Urgent Courses	18	416	4.3%	9.8%	9.1%
% of FP17s Relating to Free Repair or Replacements	0	416	0.0%	0.7%	0.7%
% of FP17s Relating to Continuations	0	416	0.0%	0.5%	0.6%
% of Patients satisfied with the dentistry they have received	1	1	N/A	90.8%	93.0%
% of Patients satisfied with the time they had to wait for an appointment	1	1	N/A	89.0%	87.5%

* This is based on patients treated on this contract for their most recent course of treatment. Figures in italics indicate the base number of FP17s or Patient Questionnaire responses are less than 100. N/A is shown where the base number of responses is less than 10 during the period. % is calculated as Quantity/Base number*100

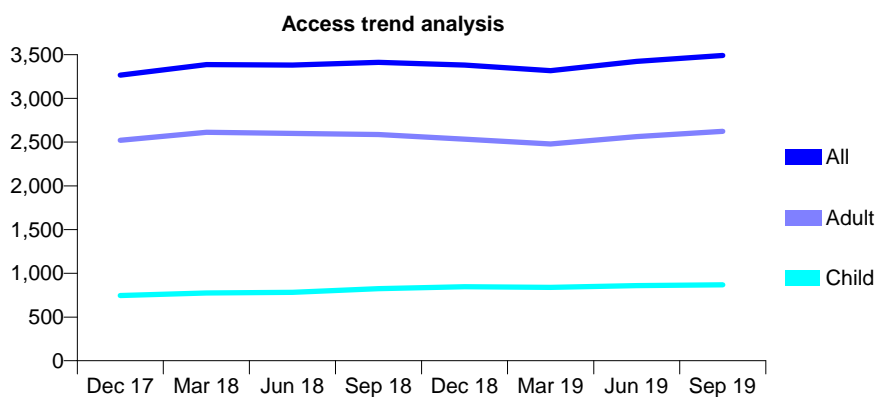
7A3 - Vital Signs At a Glance Contract Report for 949825/0001 - September 2019

Name or company name	MR DJ WILLIAMS
Contract type name	Pilot Contract
Purpose of contract	General
Contract start date	01/09/2008
Contract end date	

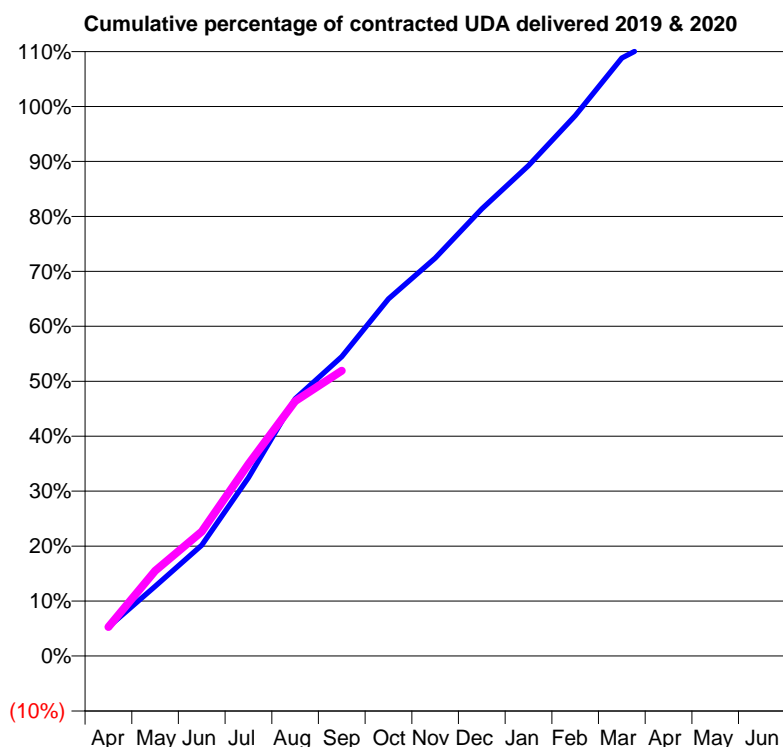
19/20 Contracted general activity (UDA)	7,500
Carry forward general activity (UDA)	0
19/20 Contracted orthodontic activity (UOA)	0
Carry forward orthodontic activity (UOA)	0
Baseline contract value	£187,500.00

ACCESS*

Patients seen in 24 months	Total	Change since previous quarter
Quarter ending September 2018	3,412	
Quarter ending December 2018	3,381	→
Quarter ending March 2019	3,318	↓
Quarter ending June 2019	3,423	↑
Quarter ending September 2019	3,492	↑
Variance since September 2018	2.3%	↑



ACTIVITY



Month	Adjusted Scheduled Activity (UDA)	
	2019	2020
April	450	397
May	1,078	1,164
June	1,715	1,699
July	2,758	2,619
August	3,980	3,478
September	4,630	3,895
October	5,522	
November	6,156	
December	6,914	
January	7,585	
February	8,359	
March	9,247	
April	9,625	
May	9,638	
June	9,624	

QUALITY

	Quantity	Base Number	Contract	LHB	Wales
% of FP17s for the same patient ID Re-attending within 3 months - Children	28	562	5.0%	9.7%	10.7%
% of FP17s for the same patient ID Re-attending within 3 months - Adults	136	1,692	8.0%	13.6%	15.4%
% of FP17s for the same patient ID Re-attending between 3 & 9 months - Children	338	562	60.1%	57.0%	60.1%
% of FP17s for the same patient ID Re-attending between 3 & 9 months - Adults	985	1,692	58.2%	53.1%	56.7%
% of FP17s for Band 1 Urgent Courses	89	2,083	4.3%	9.8%	9.1%
% of FP17s Relating to Free Repair or Replacements	16	2,083	0.8%	0.7%	0.7%
% of FP17s Relating to Continuations	5	2,083	0.2%	0.5%	0.6%
% of Patients satisfied with the dentistry they have received	3	3	N/A	90.8%	93.0%
% of Patients satisfied with the time they had to wait for an appointment	3	3	N/A	89.0%	87.5%

* This is based on patients treated on this contract for their most recent course of treatment. Figures in italics indicate the base number of FP17s or Patient Questionnaire responses are less than 100. N/A is shown where the base number of responses is less than 10 during the period. % is calculated as Quantity/Base number*100

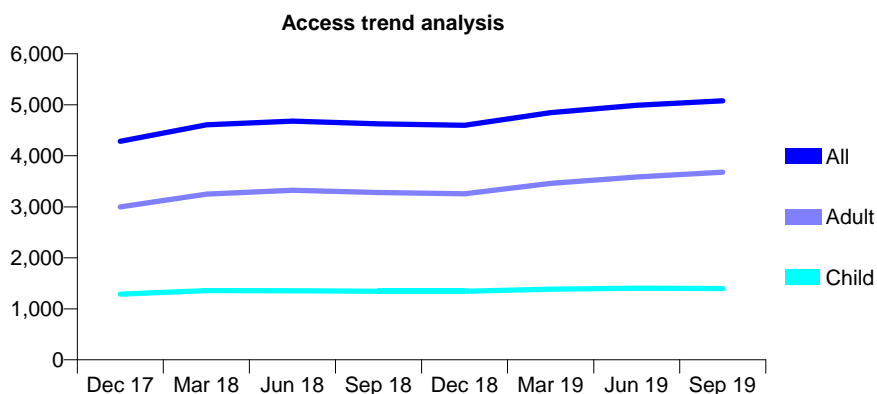
7A4 - Vital Signs At a Glance Contract Report for 100209/0000 - September 2019

Name or company name	E M Roberts & K E Palmer
Contract type name	Pilot Contract
Purpose of contract	General
Contract start date	01/09/2016
Contract end date	

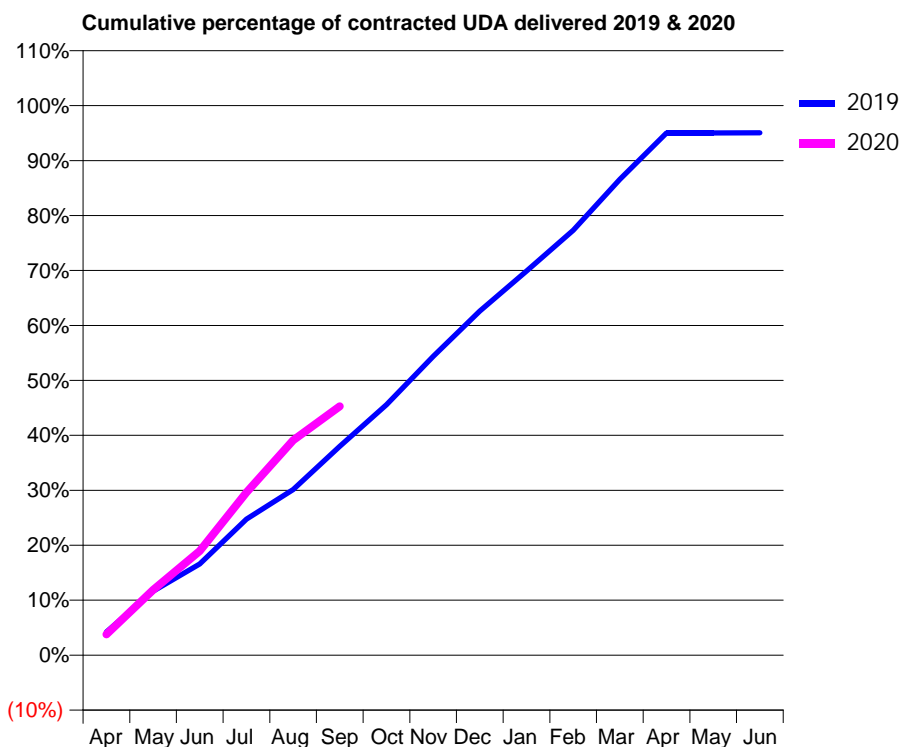
19/20 Contracted general activity (UDA)	13,559
Carry forward general activity (UDA)	0
19/20 Contracted orthodontic activity (UOA)	0
Carry forward orthodontic activity (UOA)	0
Baseline contract value	£346,946.07

ACCESS*

Patients seen in 24 months	Total	Change since previous quarter
Quarter ending September 2018	4,627	
Quarter ending December 2018	4,599	→
Quarter ending March 2019	4,847	↑
Quarter ending June 2019	4,992	↑
Quarter ending September 2019	5,079	→
Variance since September 2018	9.8%	↑



ACTIVITY



Month	Adjusted Scheduled Activity (UDA)	
	2019	2020
April	570	513
May	1,582	1,612
June	2,249	2,571
July	3,356	4,017
August	4,090	5,302
September	5,152	6,143
October	6,180	
November	7,371	
December	8,490	
January	9,477	
February	10,486	
March	11,737	
April	12,883	
May	12,885	
June	12,888	

QUALITY

	Quantity	Base Number	Contract	LHB	Wales
% of FP17s for the same patient ID Re-attending within 3 months - Children	41	991	4.1%	8.3%	10.7%
% of FP17s for the same patient ID Re-attending within 3 months - Adults	314	2,416	13.0%	14.5%	15.4%
% of FP17s for the same patient ID Re-attending between 3 & 9 months - Children	651	991	65.7%	59.1%	60.1%
% of FP17s for the same patient ID Re-attending between 3 & 9 months - Adults	1,373	2,416	56.8%	57.3%	56.7%
% of FP17s for Band 1 Urgent Courses	139	3,003	4.6%	8.8%	9.1%
% of FP17s Relating to Free Repair or Replacements	21	3,003	0.7%	0.6%	0.7%
% of FP17s Relating to Continuations	3	3,003	0.1%	0.6%	0.6%
% of Patients satisfied with the dentistry they have received	5	6	N/A	92.6%	93.0%
% of Patients satisfied with the time they had to wait for an appointment	4	6	N/A	89.7%	87.5%

* This is based on patients treated on this contract for their most recent course of treatment. Figures in italics indicate the base number of FP17s or Patient Questionnaire responses are less than 100. N/A is shown where the base number of responses is less than 10 during the period. % is calculated as Quantity/Base number*100

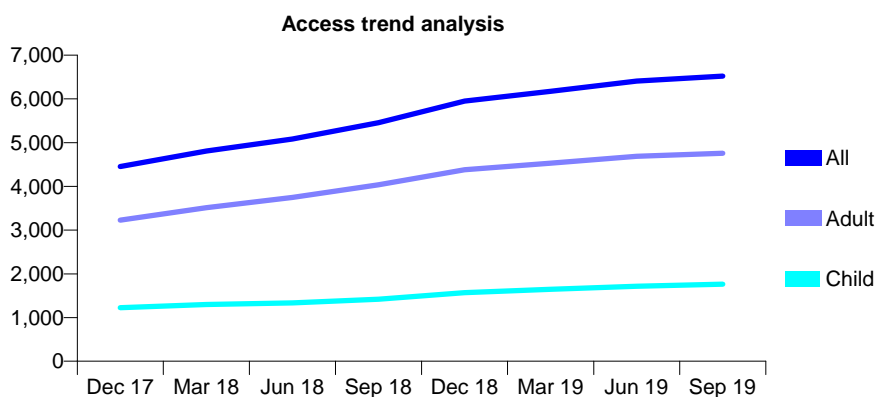
7A4 - Vital Signs At a Glance Contract Report for 100224/0000 - September 2019

Name or company name	Gwena Ltd
Contract type name	Pilot Contract
Purpose of contract	General
Contract start date	01/11/2016
Contract end date	

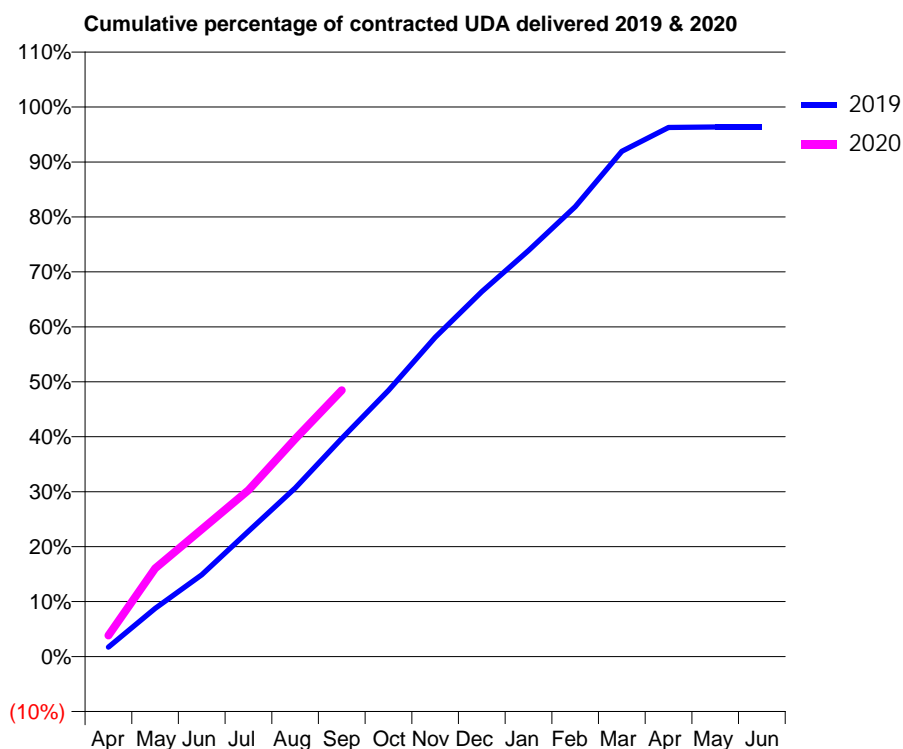
19/20 Contracted general activity (UDA)	17,086
Carry forward general activity (UDA)	0
19/20 Contracted orthodontic activity (UOA)	0
Carry forward orthodontic activity (UOA)	0
Baseline contract value	£437,111.36

ACCESS*

Patients seen in 24 months	Total	Change since previous quarter
Quarter ending September 2018	5,456	
Quarter ending December 2018	5,948	↑
Quarter ending March 2019	6,176	↑
Quarter ending June 2019	6,407	↑
Quarter ending September 2019	6,524	→
Variance since September 2018	19.6%	↑



ACTIVITY



Month	Adjusted Scheduled Activity (UDA)	
	2019	2020
April	309	657
May	1,581	2,744
June	2,683	3,952
July	4,108	5,176
August	5,526	6,768
September	7,153	8,279
October	8,729	
November	10,472	
December	11,965	
January	13,315	
February	14,757	
March	16,568	
April	17,353	
May	17,366	
June	17,367	

QUALITY

	Quantity	Base Number	Contract	LHB	Wales
% of FP17s for the same patient ID Re-attending within 3 months - Children	113	1,413	8.0%	8.3%	10.7%
% of FP17s for the same patient ID Re-attending within 3 months - Adults	408	3,271	12.5%	14.5%	15.4%
% of FP17s for the same patient ID Re-attending between 3 & 9 months - Children	839	1,413	59.4%	59.1%	60.1%
% of FP17s for the same patient ID Re-attending between 3 & 9 months - Adults	1,888	3,271	57.7%	57.3%	56.7%
% of FP17s for Band 1 Urgent Courses	335	4,331	7.7%	8.8%	9.1%
% of FP17s Relating to Free Repair or Replacements	34	4,331	0.8%	0.6%	0.7%
% of FP17s Relating to Continuations	10	4,331	0.2%	0.6%	0.6%
% of Patients satisfied with the dentistry they have received	18	20	90.0%	92.6%	93.0%
% of Patients satisfied with the time they had to wait for an appointment	16	20	80.0%	89.7%	87.5%

* This is based on patients treated on this contract for their most recent course of treatment. Figures in italics indicate the base number of FP17s or Patient Questionnaire responses are less than 100. N/A is shown where the base number of responses is less than 10 during the period. % is calculated as Quantity/Base number*100

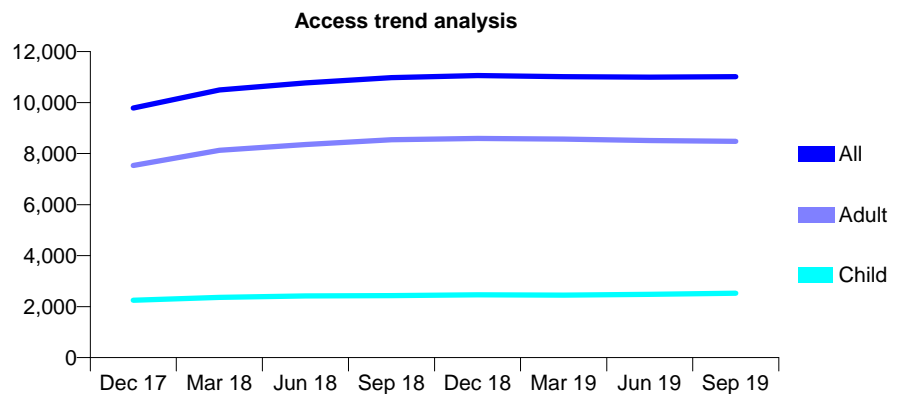
7A4 - Vital Signs At a Glance Contract Report for 100258/0000 - September 2019

Name or company name	Rodericks (Wales) Ltd
Contract type name	GDS Contract
Purpose of contract	General
Contract start date	01/01/2017
Contract end date	

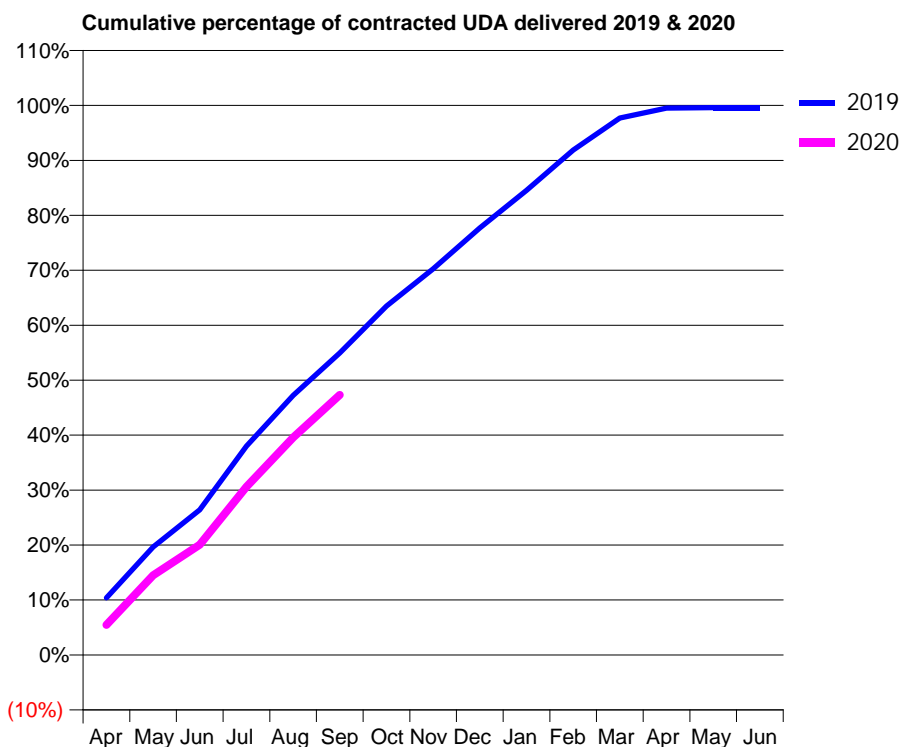
19/20 Contracted general activity (UDA)	36,449
Carry forward general activity (UDA)	0
19/20 Contracted orthodontic activity (UOA)	0
Carry forward orthodontic activity (UOA)	0
Baseline contract value	£925,687.71

ACCESS*

Patients seen in 24 months	Total	Change since previous quarter
Quarter ending September 2018	10,978	
Quarter ending December 2018	11,060	→
Quarter ending March 2019	11,015	→
Quarter ending June 2019	11,000	→
Quarter ending September 2019	11,012	→
Variance since September 2018	0.3%	→



ACTIVITY



Adjusted Scheduled Activity (UDA)		
Month	2019	2020
April	3,711	1,995
May	7,023	5,282
June	9,425	7,315
July	13,558	11,159
August	16,857	14,420
September	19,614	17,251
October	22,650	
November	25,082	
December	27,725	
January	30,168	
February	32,783	
March	34,862	
April	35,512	
May	35,543	
June	35,546	

QUALITY

	Quantity	Base Number	Contract	LHB	Wales
% of FP17s for the same patient ID Re-attending within 3 months - Children	159	2,210	7.2%	8.3%	10.7%
% of FP17s for the same patient ID Re-attending within 3 months - Adults	1,247	7,347	17.0%	14.5%	15.4%
% of FP17s for the same patient ID Re-attending between 3 & 9 months - Children	1,441	2,210	65.2%	59.1%	60.1%
% of FP17s for the same patient ID Re-attending between 3 & 9 months - Adults	4,547	7,347	61.9%	57.3%	56.7%
% of FP17s for Band 1 Urgent Courses	943	9,181	10.3%	8.8%	9.1%
% of FP17s Relating to Free Repair or Replacements	44	9,181	0.5%	0.6%	0.7%
% of FP17s Relating to Continuations	70	9,181	0.8%	0.6%	0.6%
% of Patients satisfied with the dentistry they have received	15	17	88.2%	92.6%	93.0%
% of Patients satisfied with the time they had to wait for an appointment	16	17	94.1%	89.7%	87.5%

* This is based on patients treated on this contract for their most recent course of treatment.

Figures in italics indicate the base number of FP17s or Patient Questionnaire responses are less than 100. N/A is shown where the base number of responses is less than 10 during the period. % is calculated as Quantity/Base number*100

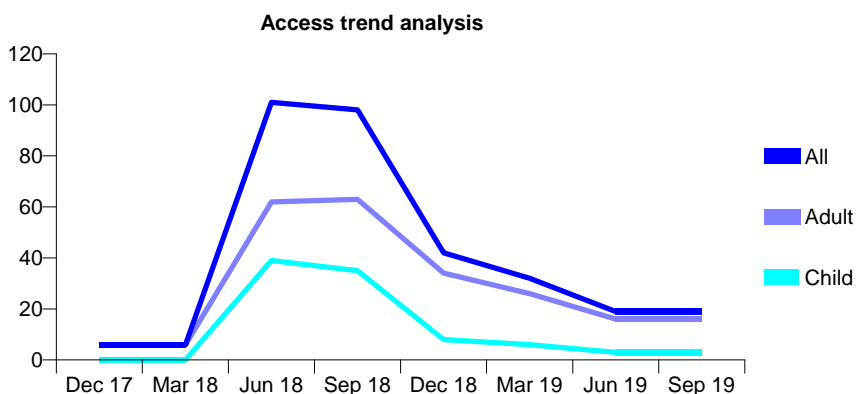
7A4 - Vital Signs At a Glance Contract Report for 100518/0000 - September 2019

Name or company name	Gwena Ltd
Contract type name	PDS Contract
Purpose of contract	General
Contract start date	01/04/2017
Contract end date	31/03/2021

19/20 Contracted general activity (UDA)	206
Carry forward general activity (UDA)	0
19/20 Contracted orthodontic activity (UOA)	0
Carry forward orthodontic activity (UOA)	0
Baseline contract value	£5,176.22

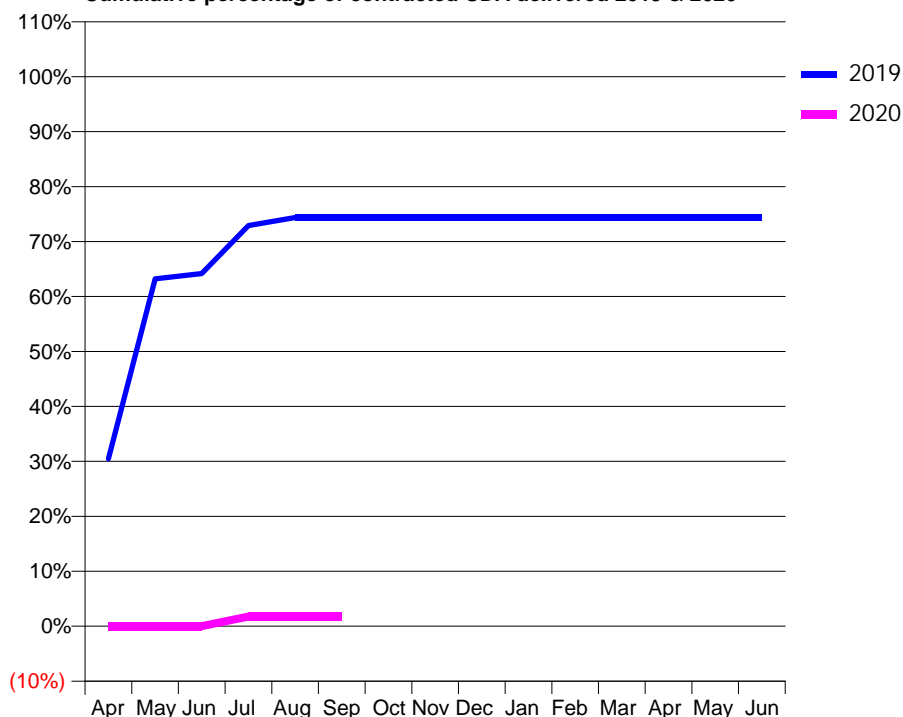
ACCESS*

Patients seen in 24 months	Total	Change since previous quarter
Quarter ending September 2018	98	
Quarter ending December 2018	42	↓
Quarter ending March 2019	32	↓
Quarter ending June 2019	19	↓
Quarter ending September 2019	19	→
Variance since September 2018	(80.6%)	↓



ACTIVITY

Cumulative percentage of contracted UDA delivered 2019 & 2020



Adjusted Scheduled Activity (UDA)

Month	2019	2020
April	63	0
May	130	0
June	132	0
July	150	4
August	153	4
September	153	4
October	153	
November	153	
December	153	
January	153	
February	153	
March	153	
April	153	
May	153	
June	153	

QUALITY

	Quantity	Base Number	Contract	LHB	Wales
% of FP17s for the same patient ID Re-attending within 3 months - Children	0	0	N/A	8.3%	10.7%
% of FP17s for the same patient ID Re-attending within 3 months - Adults	0	3	0.0%	14.5%	15.4%
% of FP17s for the same patient ID Re-attending between 3 & 9 months - Children	0	0	N/A	59.1%	60.1%
% of FP17s for the same patient ID Re-attending between 3 & 9 months - Adults	0	3	0.0%	57.3%	56.7%
% of FP17s for Band 1 Urgent Courses	3	3	100.0%	8.8%	9.1%
% of FP17s Relating to Free Repair or Replacements	0	3	0.0%	0.6%	0.7%
% of FP17s Relating to Continuations	0	3	0.0%	0.6%	0.6%
% of Patients satisfied with the dentistry they have received	0	0	N/A	92.6%	93.0%
% of Patients satisfied with the time they had to wait for an appointment	0	0	N/A	89.7%	87.5%

* This is based on patients treated on this contract for their most recent course of treatment.

Figures in italics indicate the base number of FP17s or Patient Questionnaire responses are less than 100. N/A is shown where the base number of responses is less than 10 during the period. % is calculated as Quantity/Base number*100

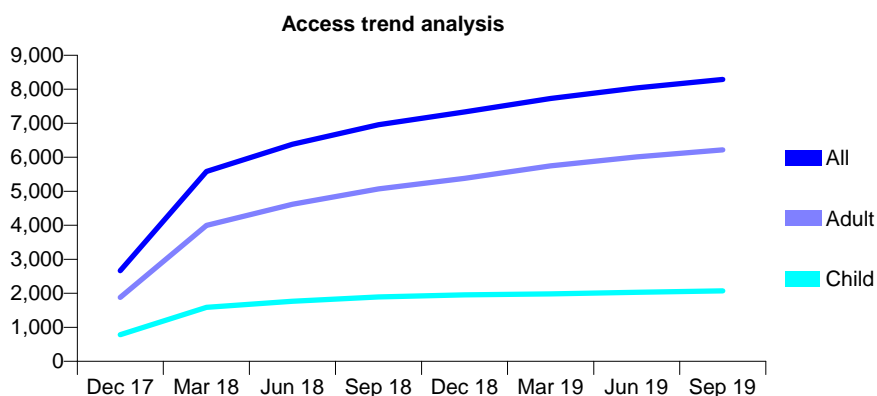
7A4 - Vital Signs At a Glance Contract Report for 100519/0000 - September 2019

Name or company name	OASIS DENTAL CARE LTD
Contract type name	GDS Contract
Purpose of contract	General
Contract start date	01/10/2017
Contract end date	

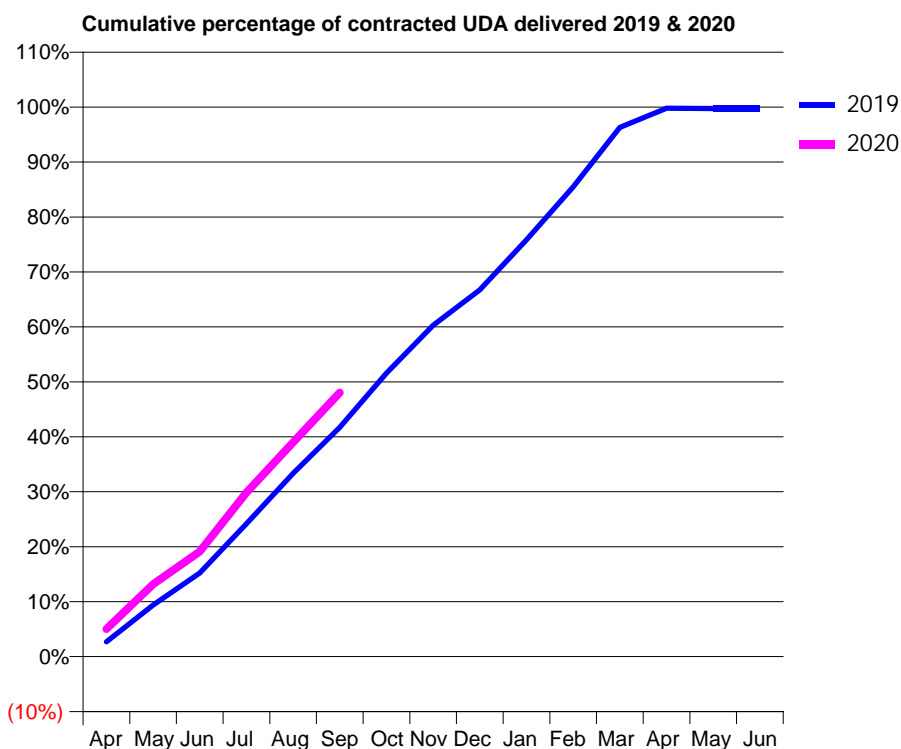
19/20 Contracted general activity (UDA)	22,554
Carry forward general activity (UDA)	0
19/20 Contracted orthodontic activity (UOA)	0
Carry forward orthodontic activity (UOA)	0
Baseline contract value	£593,564.02

ACCESS*

Patients seen in 24 months	Total	Change since previous quarter
Quarter ending September 2018	6,960	
Quarter ending December 2018	7,336	↑
Quarter ending March 2019	7,729	↑
Quarter ending June 2019	8,041	↑
Quarter ending September 2019	8,289	↑
Variance since September 2018	19.1%	↑



ACTIVITY



Month	Adjusted Scheduled Activity (UDA)	
	2019	2020
April	613	1,133
May	2,123	2,974
June	3,435	4,312
July	5,454	6,733
August	7,523	8,800
September	9,413	10,834
October	11,634	
November	13,596	
December	15,053	
January	17,105	
February	19,278	
March	21,716	
April	22,508	
May	22,490	
June	22,491	

QUALITY

	Quantity	Base Number	Contract	LHB	Wales
% of FP17s for the same patient ID Re-attending within 3 months - Children	99	1,840	5.4%	8.3%	10.7%
% of FP17s for the same patient ID Re-attending within 3 months - Adults	508	5,019	10.1%	14.5%	15.4%
% of FP17s for the same patient ID Re-attending between 3 & 9 months - Children	1,382	1,840	75.1%	59.1%	60.1%
% of FP17s for the same patient ID Re-attending between 3 & 9 months - Adults	3,560	5,019	70.9%	57.3%	56.7%
% of FP17s for Band 1 Urgent Courses	405	6,490	6.2%	8.8%	9.1%
% of FP17s Relating to Free Repair or Replacements	44	6,490	0.7%	0.6%	0.7%
% of FP17s Relating to Continuations	8	6,490	0.1%	0.6%	0.6%
% of Patients satisfied with the dentistry they have received	23	24	95.8%	92.6%	93.0%
% of Patients satisfied with the time they had to wait for an appointment	23	24	95.8%	89.7%	87.5%

* This is based on patients treated on this contract for their most recent course of treatment. Figures in italics indicate the base number of FP17s or Patient Questionnaire responses are less than 100. N/A is shown where the base number of responses is less than 10 during the period. % is calculated as Quantity/Base number*100

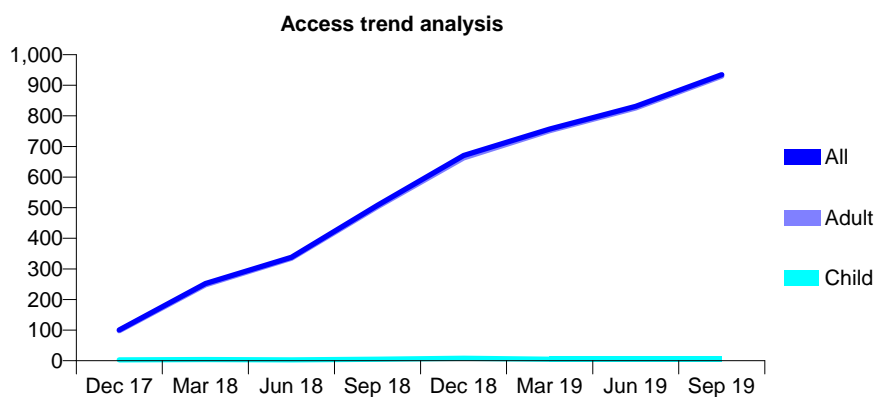
7A4 - Vital Signs At a Glance Contract Report for 100543/0000 - September 2019

Name or company name	Gwena Ltd
Contract type name	PDS Contract
Purpose of contract	General
Contract start date	01/11/2017
Contract end date	31/10/2022

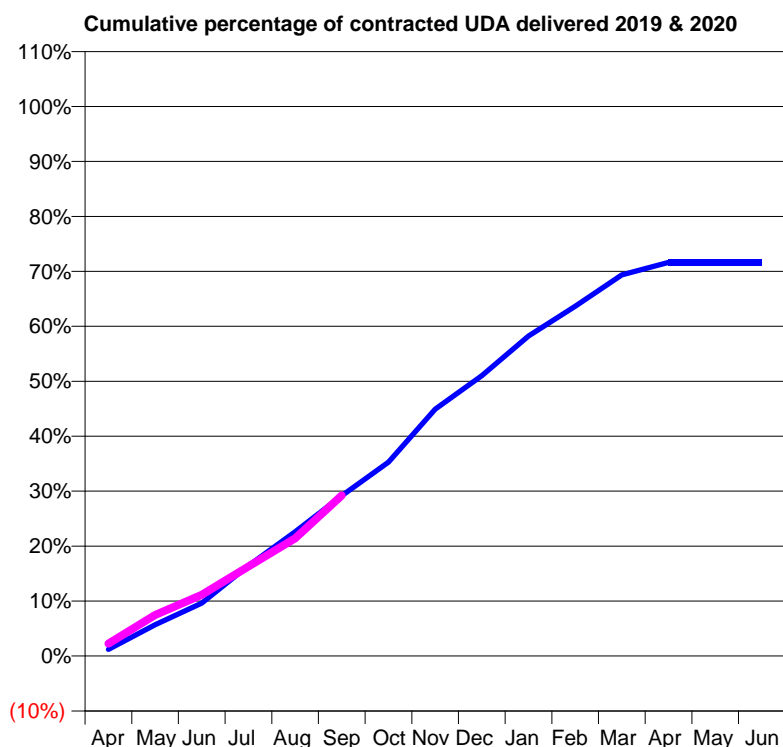
19/20 Contracted general activity (UDA)	1,498
Carry forward general activity (UDA)	0
19/20 Contracted orthodontic activity (UOA)	0
Carry forward orthodontic activity (UOA)	0
Baseline contract value	£44,421.16

ACCESS*

Patients seen in 24 months	Total	Change since previous quarter
Quarter ending September 2018	508	
Quarter ending December 2018	671	↑
Quarter ending March 2019	757	↑
Quarter ending June 2019	831	↑
Quarter ending September 2019	935	↑
Variance since September 2018	84.1%	↑



ACTIVITY



Month	Adjusted Scheduled Activity (UDA)	
	2019	2020
April	18	34
May	85	112
June	144	167
July	246	244
August	339	321
September	437	438
October	528	
November	673	
December	764	
January	872	
February	953	
March	1,039	
April	1,073	
May	1,073	
June	1,073	

QUALITY

	Quantity	Base Number	Contract	LHB	Wales
% of FP17s for the same patient ID Re-attending within 3 months - Children	0	3	0.0%	8.3%	10.7%
% of FP17s for the same patient ID Re-attending within 3 months - Adults	15	386	3.9%	14.5%	15.4%
% of FP17s for the same patient ID Re-attending between 3 & 9 months - Children	0	3	0.0%	59.1%	60.1%
% of FP17s for the same patient ID Re-attending between 3 & 9 months - Adults	2	386	0.5%	57.3%	56.7%
% of FP17s for Band 1 Urgent Courses	354	361	98.1%	8.8%	9.1%
% of FP17s Relating to Free Repair or Replacements	0	361	0.0%	0.6%	0.7%
% of FP17s Relating to Continuations	0	361	0.0%	0.6%	0.6%
% of Patients satisfied with the dentistry they have received	1	2	N/A	92.6%	93.0%
% of Patients satisfied with the time they had to wait for an appointment	1	2	N/A	89.7%	87.5%

* This is based on patients treated on this contract for their most recent course of treatment. Figures in italics indicate the base number of FP17s or Patient Questionnaire responses are less than 100. N/A is shown where the base number of responses is less than 10 during the period. % is calculated as Quantity/Base number*100

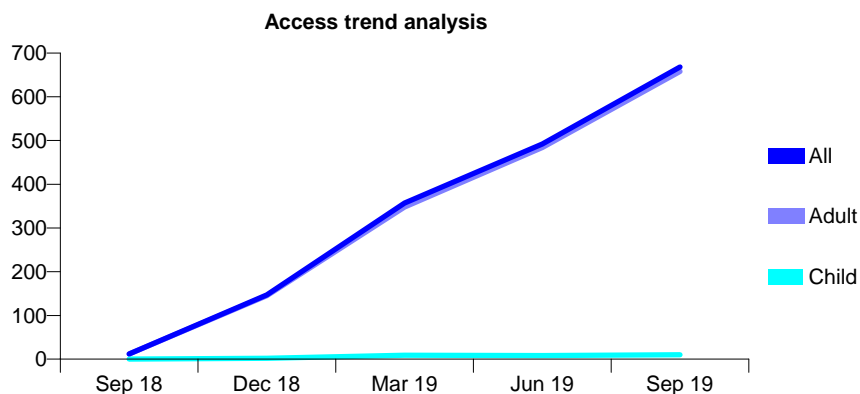
7A4 - Vital Signs At a Glance Contract Report for 100545/0000 - September 2019

Name or company name	CLIFTON DENTAL CARE LTD
Contract type name	PDS Contract
Purpose of contract	General
Contract start date	01/11/2017
Contract end date	31/10/2022

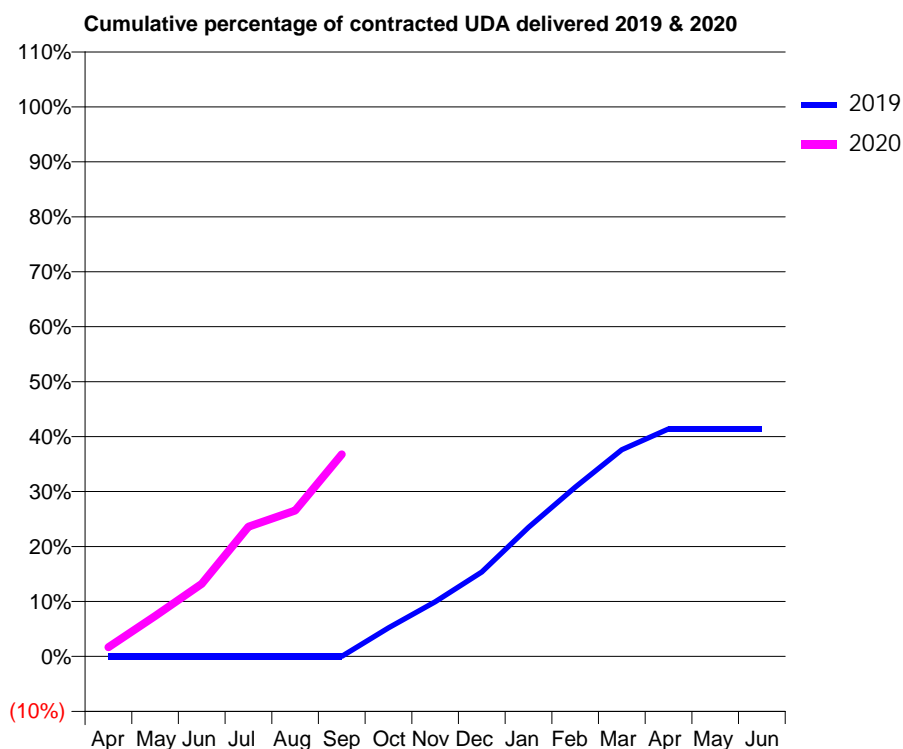
19/20 Contracted general activity (UDA)	1,498
Carry forward general activity (UDA)	0
19/20 Contracted orthodontic activity (UOA)	0
Carry forward orthodontic activity (UOA)	0
Baseline contract value	£44,421.16

ACCESS*

Patients seen in 24 months	Total	Change since previous quarter
Quarter ending September 2018	12	
Quarter ending December 2018	147	↑
Quarter ending March 2019	357	↑
Quarter ending June 2019	492	↑
Quarter ending September 2019	668	↑
Variance since September 2018	5466.7%	↑



ACTIVITY



Month	Adjusted Scheduled Activity (UDA)	
	2019	2020
April	0	25
May	0	110
June	0	198
July	0	354
August	0	398
September	0	551
October	78	
November	149	
December	230	
January	352	
February	461	
March	563	
April	620	
May	620	
June	620	

QUALITY

	Quantity	Base Number	Contract	LHB	Wales
% of FP17s for the same patient ID Re-attending within 3 months - Children	0	7	0.0%	8.3%	10.7%
% of FP17s for the same patient ID Re-attending within 3 months - Adults	16	504	3.2%	14.5%	15.4%
% of FP17s for the same patient ID Re-attending between 3 & 9 months - Children	0	7	0.0%	59.1%	60.1%
% of FP17s for the same patient ID Re-attending between 3 & 9 months - Adults	3	504	0.6%	57.3%	56.7%
% of FP17s for Band 1 Urgent Courses	455	464	98.1%	8.8%	9.1%
% of FP17s Relating to Free Repair or Replacements	0	464	0.0%	0.6%	0.7%
% of FP17s Relating to Continuations	0	464	0.0%	0.6%	0.6%
% of Patients satisfied with the dentistry they have received	0	0	N/A	92.6%	93.0%
% of Patients satisfied with the time they had to wait for an appointment	0	0	N/A	89.7%	87.5%

* This is based on patients treated on this contract for their most recent course of treatment. Figures in italics indicate the base number of FP17s or Patient Questionnaire responses are less than 100. N/A is shown where the base number of responses is less than 10 during the period. % is calculated as Quantity/Base number*100

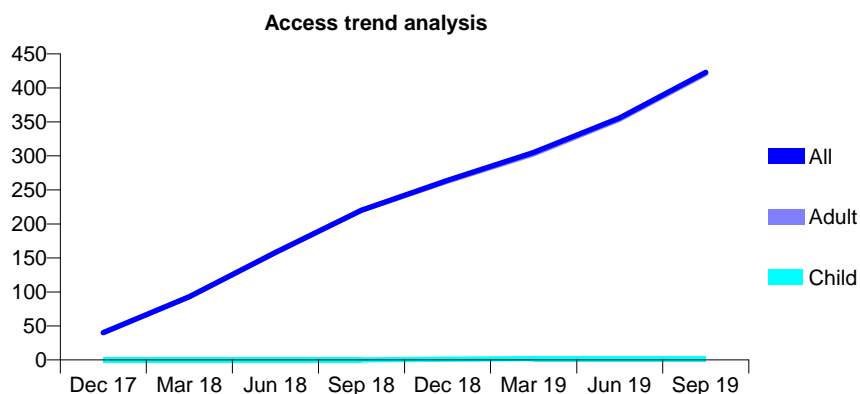
7A4 - Vital Signs At a Glance Contract Report for 100546/0000 - September 2019

Name or company name	MISS A WICKRAMASINGHE
Contract type name	PDS Contract
Purpose of contract	General
Contract start date	01/11/2017
Contract end date	31/10/2022

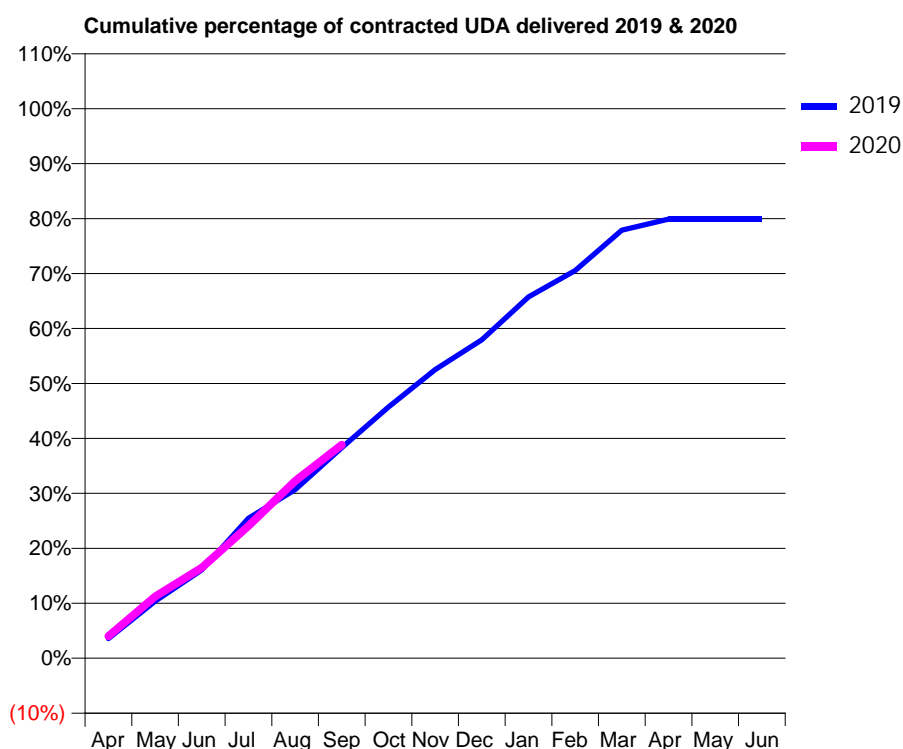
19/20 Contracted general activity (UDA)	599
Carry forward general activity (UDA)	0
19/20 Contracted orthodontic activity (UOA)	0
Carry forward orthodontic activity (UOA)	0
Baseline contract value	£17,768.47

ACCESS*

Patients seen in 24 months	Total	Change since previous quarter
Quarter ending September 2018	220	
Quarter ending December 2018	264	↑
Quarter ending March 2019	305	↑
Quarter ending June 2019	356	↑
Quarter ending September 2019	423	↑
Variance since September 2018	92.3%	↑



ACTIVITY



Month	2019	2020
April	21	24
May	62	67
June	96	99
July	153	144
August	184	193
September	229	233
October	274	
November	315	
December	347	
January	394	
February	423	
March	467	
April	479	
May	479	
June	479	

QUALITY

	Quantity	Base Number	Contract	LHB	Wales
% of FP17s for the same patient ID Re-attending within 3 months - Children	0	5	0.0%	8.3%	10.7%
% of FP17s for the same patient ID Re-attending within 3 months - Adults	3	198	1.5%	14.5%	15.4%
% of FP17s for the same patient ID Re-attending between 3 & 9 months - Children	0	5	0.0%	59.1%	60.1%
% of FP17s for the same patient ID Re-attending between 3 & 9 months - Adults	1	198	0.5%	57.3%	56.7%
% of FP17s for Band 1 Urgent Courses	188	193	97.4%	8.8%	9.1%
% of FP17s Relating to Free Repair or Replacements	0	193	0.0%	0.6%	0.7%
% of FP17s Relating to Continuations	0	193	0.0%	0.6%	0.6%
% of Patients satisfied with the dentistry they have received	0	0	N/A	92.6%	93.0%
% of Patients satisfied with the time they had to wait for an appointment	0	0	N/A	89.7%	87.5%

* This is based on patients treated on this contract for their most recent course of treatment.

Figures in italics indicate the base number of FP17s or Patient Questionnaire responses are less than 100. N/A is shown where the base number of responses is less than 10 during the period. % is calculated as Quantity/Base number*100

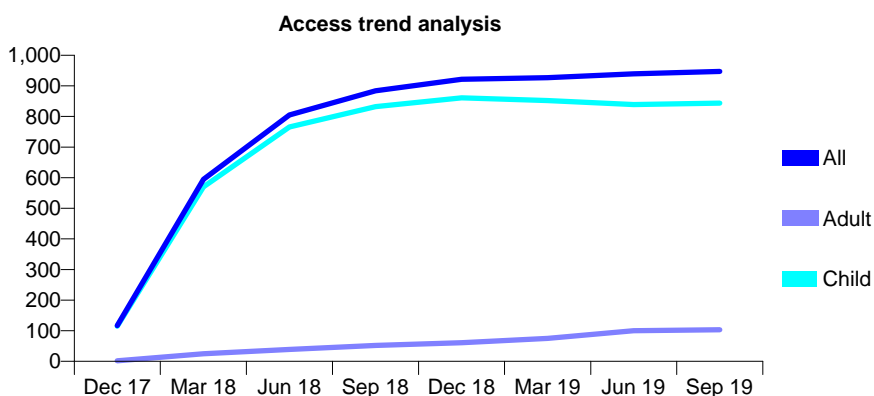
7A4 - Vital Signs At a Glance Contract Report for 100547/0000 - September 2019

Name or company name	Eifion Roberts & Bharat Nagrani
Contract type name	GDS Contract
Purpose of contract	General
Contract start date	01/11/2017
Contract end date	

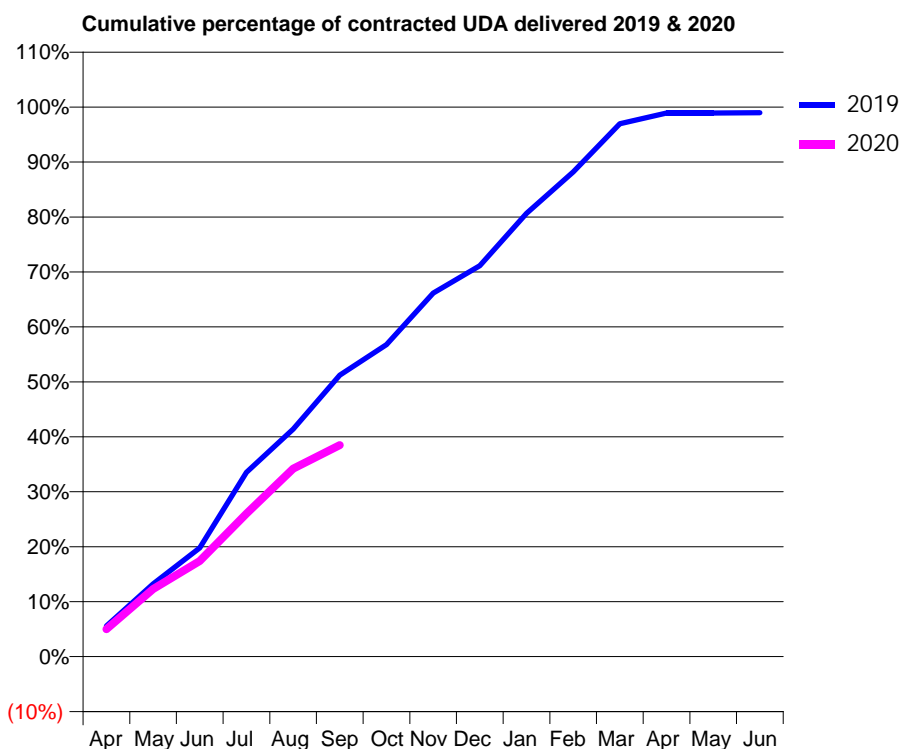
19/20 Contracted general activity (UDA)	2,119
Carry forward general activity (UDA)	0
19/20 Contracted orthodontic activity (UOA)	0
Carry forward orthodontic activity (UOA)	0
Baseline contract value	£64,204.91

ACCESS*

Patients seen in 24 months	Total	Change since previous quarter
Quarter ending September 2018	884	
Quarter ending December 2018	922	↑
Quarter ending March 2019	927	→
Quarter ending June 2019	939	→
Quarter ending September 2019	947	→
Variance since September 2018	7.1%	↑



ACTIVITY



Month	Adjusted Scheduled Activity (UDA)	
	2019	2020
April	118	106
May	281	261
June	419	369
July	711	551
August	877	725
September	1,085	816
October	1,203	
November	1,402	
December	1,507	
January	1,709	
February	1,869	
March	2,055	
April	2,096	
May	2,096	
June	2,097	

QUALITY

	Quantity	Base Number	Contract	LHB	Wales
% of FP17s for the same patient ID Re-attending within 3 months - Children	65	648	10.0%	8.3%	10.7%
% of FP17s for the same patient ID Re-attending within 3 months - Adults	0	27	0.0%	14.5%	15.4%
% of FP17s for the same patient ID Re-attending between 3 & 9 months - Children	470	648	72.5%	59.1%	60.1%
% of FP17s for the same patient ID Re-attending between 3 & 9 months - Adults	20	27	74.1%	57.3%	56.7%
% of FP17s for Band 1 Urgent Courses	20	638	3.1%	8.8%	9.1%
% of FP17s Relating to Free Repair or Replacements	0	638	0.0%	0.6%	0.7%
% of FP17s Relating to Continuations	0	638	0.0%	0.6%	0.6%
% of Patients satisfied with the dentistry they have received	3	3	N/A	92.6%	93.0%
% of Patients satisfied with the time they had to wait for an appointment	2	3	N/A	89.7%	87.5%

* This is based on patients treated on this contract for their most recent course of treatment. Figures in italics indicate the base number of FP17s or Patient Questionnaire responses are less than 100. N/A is shown where the base number of responses is less than 10 during the period. % is calculated as Quantity/Base number*100

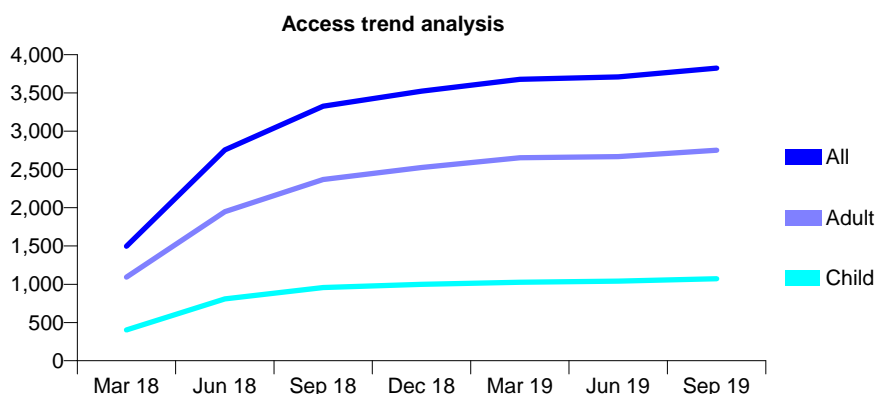
7A4 - Vital Signs At a Glance Contract Report for 100564/0000 - September 2019

Name or company name	Teeth@Wilton House Ltd
Contract type name	GDS Contract
Purpose of contract	General
Contract start date	01/01/2018
Contract end date	

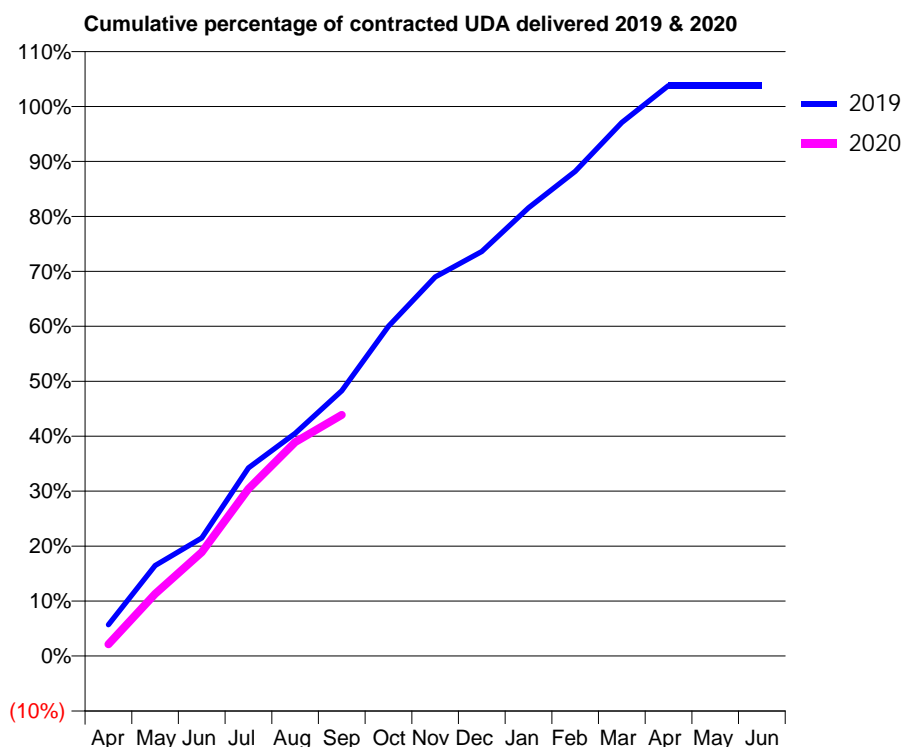
19/20 Contracted general activity (UDA)	13,500
Carry forward general activity (UDA)	0
19/20 Contracted orthodontic activity (UOA)	0
Carry forward orthodontic activity (UOA)	0
Baseline contract value	£341,501.10

ACCESS*

Patients seen in 24 months	Total	Change since previous quarter
Quarter ending September 2018	3,326	
Quarter ending December 2018	3,524	↑
Quarter ending March 2019	3,679	↑
Quarter ending June 2019	3,709	→
Quarter ending September 2019	3,824	↑
Variance since September 2018	15.0%	↑



ACTIVITY



Month	Adjusted Scheduled Activity (UDA)	
	2019	2020
April	769	290
May	2,223	1,527
June	2,902	2,549
July	4,622	4,107
August	5,471	5,252
September	6,518	5,925
October	8,100	
November	9,312	
December	9,939	
January	11,009	
February	11,905	
March	13,104	
April	14,012	
May	14,012	
June	14,012	

QUALITY

	Quantity	Base Number	Contract	LHB	Wales
% of FP17s for the same patient ID Re-attending within 3 months - Children	59	1,019	5.8%	8.3%	10.7%
% of FP17s for the same patient ID Re-attending within 3 months - Adults	481	2,755	17.5%	14.5%	15.4%
% of FP17s for the same patient ID Re-attending between 3 & 9 months - Children	776	1,019	76.2%	59.1%	60.1%
% of FP17s for the same patient ID Re-attending between 3 & 9 months - Adults	1,893	2,755	68.7%	57.3%	56.7%
% of FP17s for Band 1 Urgent Courses	269	3,272	8.2%	8.8%	9.1%
% of FP17s Relating to Free Repair or Replacements	30	3,272	0.9%	0.6%	0.7%
% of FP17s Relating to Continuations	37	3,272	1.1%	0.6%	0.6%
% of Patients satisfied with the dentistry they have received	6	8	N/A	92.6%	93.0%
% of Patients satisfied with the time they had to wait for an appointment	7	8	N/A	89.7%	87.5%

* This is based on patients treated on this contract for their most recent course of treatment.

Figures in italics indicate the base number of FP17s or Patient Questionnaire responses are less than 100. N/A is shown where the base number of responses is less than 10 during the period. % is calculated as Quantity/Base number*100

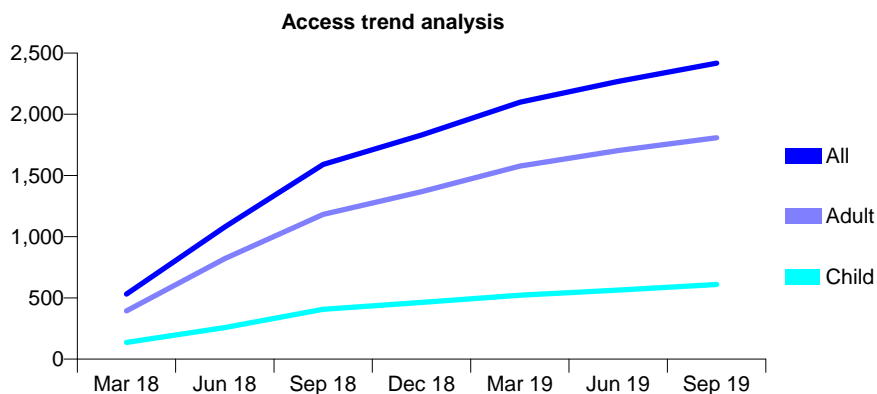
7A4 - Vital Signs At a Glance Contract Report for 100591/0000 - September 2019

Name or company name	R Nute
Contract type name	GDS Contract
Purpose of contract	General
Contract start date	01/02/2018
Contract end date	

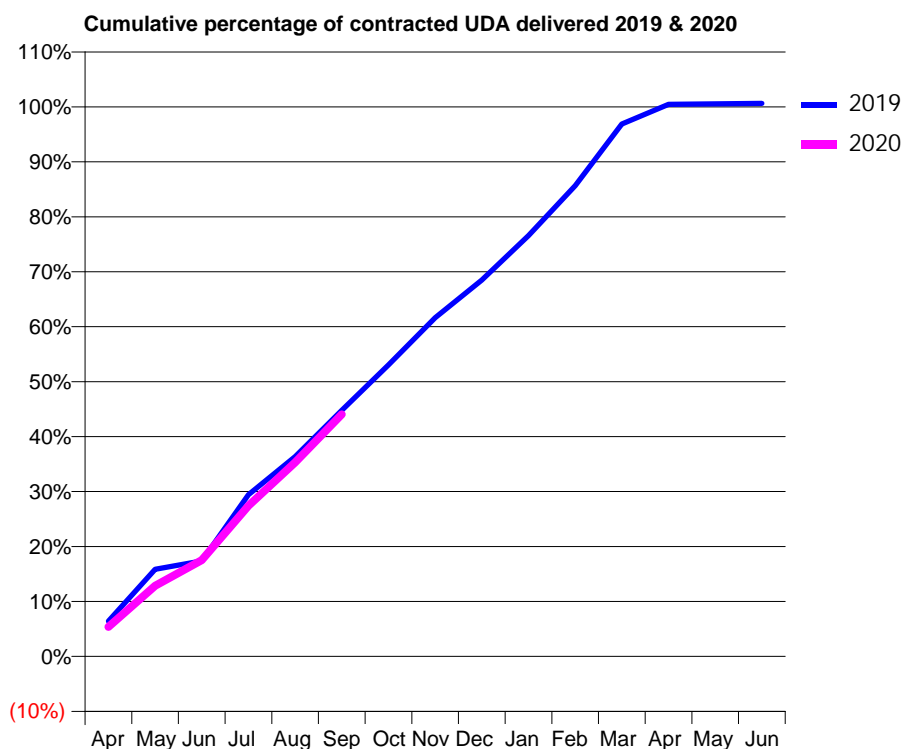
19/20 Contracted general activity (UDA)	6,638
Carry forward general activity (UDA)	0
19/20 Contracted orthodontic activity (UOA)	0
Carry forward orthodontic activity (UOA)	0
Baseline contract value	£169,394.25

ACCESS*

Patients seen in 24 months	Total	Change since previous quarter
Quarter ending September 2018	1,590	
Quarter ending December 2018	1,831	↑
Quarter ending March 2019	2,099	↑
Quarter ending June 2019	2,268	↑
Quarter ending September 2019	2,418	↑
Variance since September 2018	52.1%	↑



ACTIVITY



Month	Adjusted Scheduled Activity (UDA)	
	2019	2020
April	426	356
May	1,052	854
June	1,155	1,162
July	1,954	1,822
August	2,414	2,344
September	2,973	2,925
October	3,521	
November	4,093	
December	4,545	
January	5,084	
February	5,685	
March	6,431	
April	6,668	
May	6,675	
June	6,679	

QUALITY

	Quantity	Base Number	Contract	LHB	Wales
% of FP17s for the same patient ID Re-attending within 3 months - Children	26	426	6.1%	8.3%	10.7%
% of FP17s for the same patient ID Re-attending within 3 months - Adults	203	1,286	15.8%	14.5%	15.4%
% of FP17s for the same patient ID Re-attending between 3 & 9 months - Children	204	426	47.9%	59.1%	60.1%
% of FP17s for the same patient ID Re-attending between 3 & 9 months - Adults	655	1,286	50.9%	57.3%	56.7%
% of FP17s for Band 1 Urgent Courses	209	1,603	13.0%	8.8%	9.1%
% of FP17s Relating to Free Repair or Replacements	10	1,603	0.6%	0.6%	0.7%
% of FP17s Relating to Continuations	15	1,603	0.9%	0.6%	0.6%
% of Patients satisfied with the dentistry they have received	3	3	N/A	92.6%	93.0%
% of Patients satisfied with the time they had to wait for an appointment	2	3	N/A	89.7%	87.5%

* This is based on patients treated on this contract for their most recent course of treatment. Figures in italics indicate the base number of FP17s or Patient Questionnaire responses are less than 100. N/A is shown where the base number of responses is less than 10 during the period. % is calculated as Quantity/Base number*100

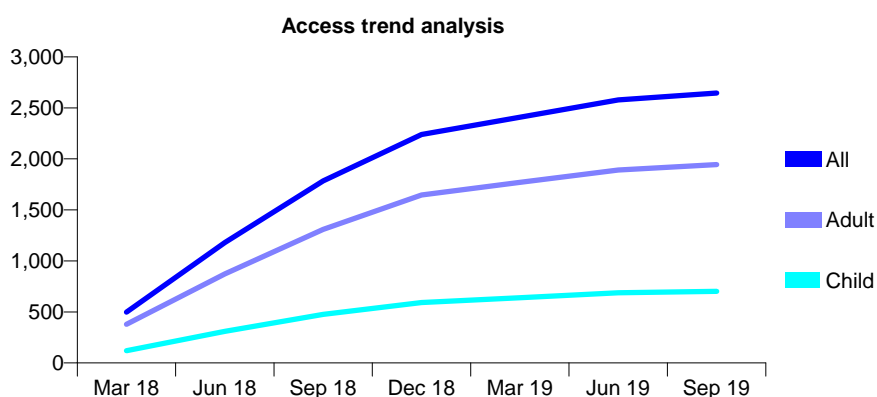
7A4 - Vital Signs At a Glance Contract Report for 100595/0000 - September 2019

Name or company name	MR M KERAI
Contract type name	GDS Contract
Purpose of contract	General
Contract start date	26/01/2018
Contract end date	

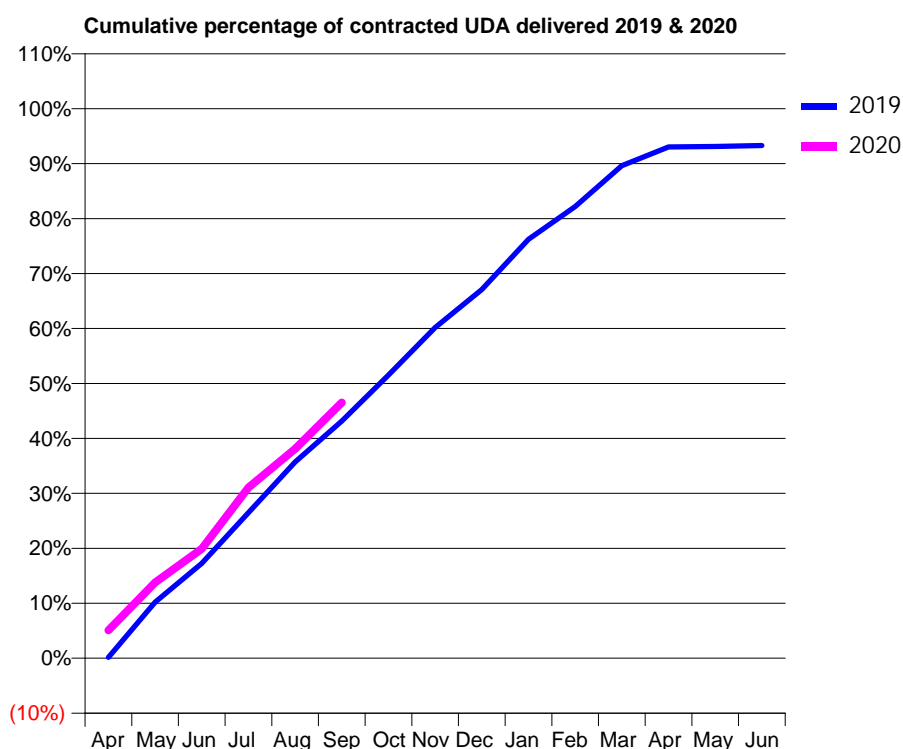
19/20 Contracted general activity (UDA)	8,808
Carry forward general activity (UDA)	0
19/20 Contracted orthodontic activity (UOA)	0
Carry forward orthodontic activity (UOA)	0
Baseline contract value	£174,934.75

ACCESS*

Patients seen in 24 months	Total	Change since previous quarter
Quarter ending September 2018	1,785	
Quarter ending December 2018	2,239	↑
Quarter ending March 2019	2,408	↑
Quarter ending June 2019	2,579	↑
Quarter ending September 2019	2,645	↑
Variance since September 2018	48.2%	↑



ACTIVITY



Month	2019	2020
April	15	447
May	900	1,215
June	1,522	1,753
July	2,334	2,734
August	3,147	3,357
September	3,799	4,098
October	4,538	
November	5,299	
December	5,908	
January	6,715	
February	7,240	
March	7,895	
April	8,194	
May	8,201	
June	8,216	

QUALITY

	Quantity	Base Number	Contract	LHB	Wales
% of FP17s for the same patient ID Re-attending within 3 months - Children	53	549	9.7%	8.3%	10.7%
% of FP17s for the same patient ID Re-attending within 3 months - Adults	260	1,549	16.8%	14.5%	15.4%
% of FP17s for the same patient ID Re-attending between 3 & 9 months - Children	233	549	42.4%	59.1%	60.1%
% of FP17s for the same patient ID Re-attending between 3 & 9 months - Adults	689	1,549	44.5%	57.3%	56.7%
% of FP17s for Band 1 Urgent Courses	116	1,944	6.0%	8.8%	9.1%
% of FP17s Relating to Free Repair or Replacements	11	1,944	0.6%	0.6%	0.7%
% of FP17s Relating to Continuations	8	1,944	0.4%	0.6%	0.6%
% of Patients satisfied with the dentistry they have received	1	1	N/A	92.6%	93.0%
% of Patients satisfied with the time they had to wait for an appointment	1	1	N/A	89.7%	87.5%

* This is based on patients treated on this contract for their most recent course of treatment. Figures in italics indicate the base number of FP17s or Patient Questionnaire responses are less than 100. N/A is shown where the base number of responses is less than 10 during the period. % is calculated as Quantity/Base number*100

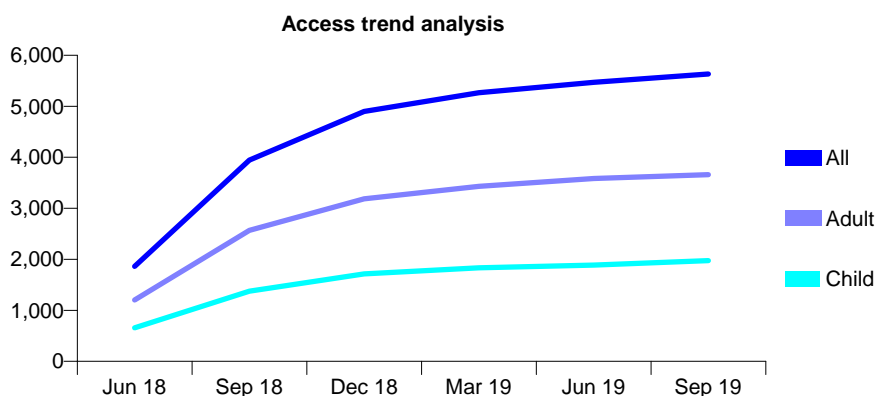
7A4 - Vital Signs At a Glance Contract Report for 100605/0000 - September 2019

Name or company name	Wilson Oral Health Limited
Contract type name	Pilot Contract
Purpose of contract	General
Contract start date	01/04/2018
Contract end date	

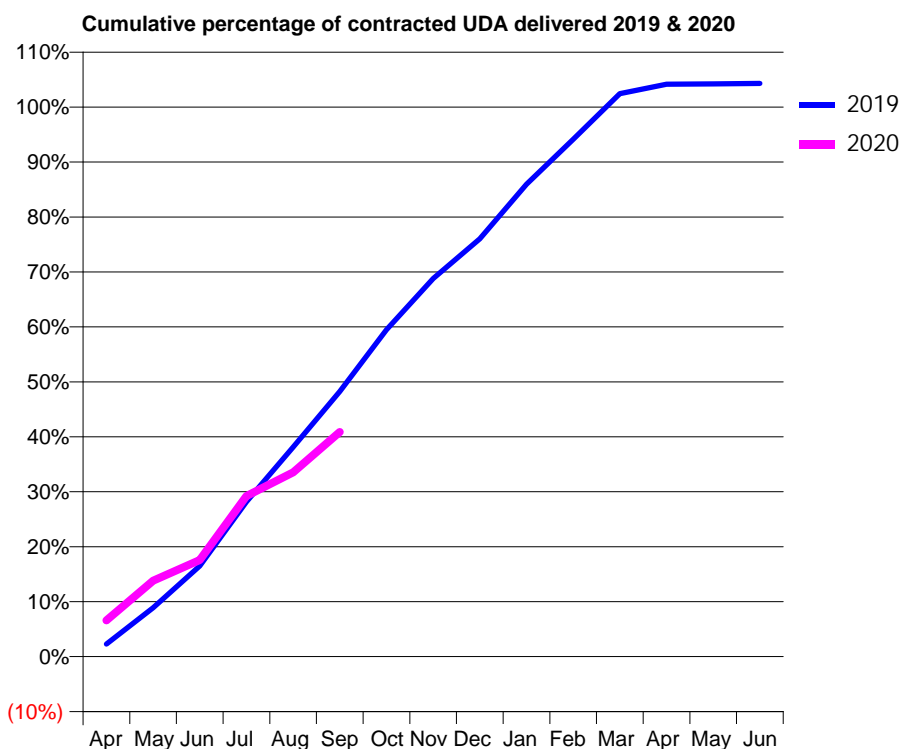
19/20 Contracted general activity (UDA)	18,006
Carry forward general activity (UDA)	0
19/20 Contracted orthodontic activity (UOA)	0
Carry forward orthodontic activity (UOA)	0
Baseline contract value	£500,181.98

ACCESS*

Patients seen in 24 months	Total	Change since previous quarter
Quarter ending September 2018	3,946	
Quarter ending December 2018	4,898	↑
Quarter ending March 2019	5,266	↑
Quarter ending June 2019	5,471	↑
Quarter ending September 2019	5,633	↑
Variance since September 2018	42.8%	↑



ACTIVITY



Month	Adjusted Scheduled Activity (UDA)	
	2019	2020
April	441	1,187
May	1,707	2,489
June	3,164	3,164
July	5,401	5,265
August	7,311	6,037
September	9,250	7,361
October	11,403	
November	13,190	
December	14,568	
January	16,479	
February	18,046	
March	19,634	
April	19,961	
May	19,973	
June	19,989	

QUALITY

	Quantity	Base Number	Contract	LHB	Wales
% of FP17s for the same patient ID Re-attending within 3 months - Children	52	1,151	4.5%	8.3%	10.7%
% of FP17s for the same patient ID Re-attending within 3 months - Adults	419	2,724	15.4%	14.5%	15.4%
% of FP17s for the same patient ID Re-attending between 3 & 9 months - Children	698	1,151	60.6%	59.1%	60.1%
% of FP17s for the same patient ID Re-attending between 3 & 9 months - Adults	1,780	2,724	65.3%	57.3%	56.7%
% of FP17s for Band 1 Urgent Courses	361	3,723	9.7%	8.8%	9.1%
% of FP17s Relating to Free Repair or Replacements	14	3,723	0.4%	0.6%	0.7%
% of FP17s Relating to Continuations	5	3,723	0.1%	0.6%	0.6%
% of Patients satisfied with the dentistry they have received	6	6	N/A	92.6%	93.0%
% of Patients satisfied with the time they had to wait for an appointment	6	6	N/A	89.7%	87.5%

* This is based on patients treated on this contract for their most recent course of treatment. Figures in italics indicate the base number of FP17s or Patient Questionnaire responses are less than 100. N/A is shown where the base number of responses is less than 10 during the period. % is calculated as Quantity/Base number*100

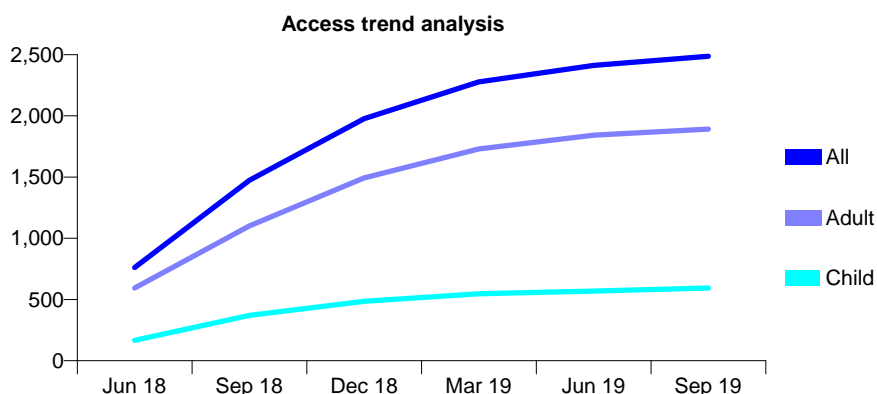
7A4 - Vital Signs At a Glance Contract Report for 100650/0000 - September 2019

Name or company name	BDS Dentists Ltd
Contract type name	GDS Contract
Purpose of contract	General
Contract start date	01/04/2018
Contract end date	

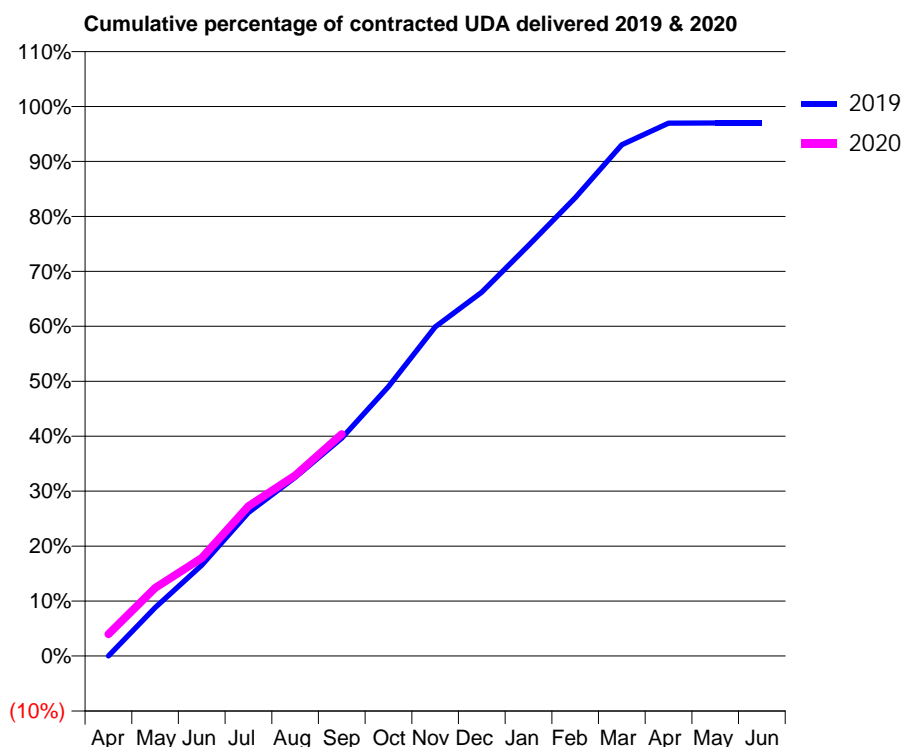
19/20 Contracted general activity (UDA)	7,010
Carry forward general activity (UDA)	0
19/20 Contracted orthodontic activity (UOA)	0
Carry forward orthodontic activity (UOA)	0
Baseline contract value	£176,055.18

ACCESS*

Patients seen in 24 months	Total	Change since previous quarter
Quarter ending September 2018	1,473	
Quarter ending December 2018	1,978	↑
Quarter ending March 2019	2,277	↑
Quarter ending June 2019	2,412	↑
Quarter ending September 2019	2,486	↑
Variance since September 2018	68.8%	↑



ACTIVITY



Month	Adjusted Scheduled Activity (UDA)	
	2019	2020
April	0	280
May	618	869
June	1,159	1,252
July	1,831	1,911
August	2,278	2,304
September	2,778	2,831
October	3,438	
November	4,197	
December	4,642	
January	5,236	
February	5,847	
March	6,522	
April	6,797	
May	6,799	
June	6,799	

QUALITY

	Quantity	Base Number	Contract	LHB	Wales
% of FP17s for the same patient ID Re-attending within 3 months - Children	18	438	4.1%	8.3%	10.7%
% of FP17s for the same patient ID Re-attending within 3 months - Adults	190	1,482	12.8%	14.5%	15.4%
% of FP17s for the same patient ID Re-attending between 3 & 9 months - Children	276	438	63.0%	59.1%	60.1%
% of FP17s for the same patient ID Re-attending between 3 & 9 months - Adults	933	1,482	63.0%	57.3%	56.7%
% of FP17s for Band 1 Urgent Courses	143	1,786	8.0%	8.8%	9.1%
% of FP17s Relating to Free Repair or Replacements	4	1,786	0.2%	0.6%	0.7%
% of FP17s Relating to Continuations	10	1,786	0.6%	0.6%	0.6%
% of Patients satisfied with the dentistry they have received	11	12	91.7%	92.6%	93.0%
% of Patients satisfied with the time they had to wait for an appointment	10	12	83.3%	89.7%	87.5%

* This is based on patients treated on this contract for their most recent course of treatment. Figures in italics indicate the base number of FP17s or Patient Questionnaire responses are less than 100. N/A is shown where the base number of responses is less than 10 during the period. % is calculated as Quantity/Base number*100

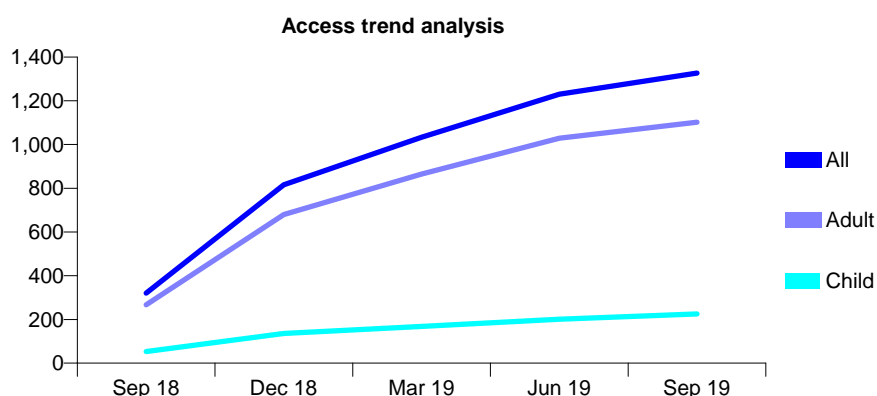
7A4 - Vital Signs At a Glance Contract Report for 100843/0000 - September 2019

Name or company name	East Street D C Ltd
Contract type name	GDS Contract
Purpose of contract	General
Contract start date	01/07/2018
Contract end date	

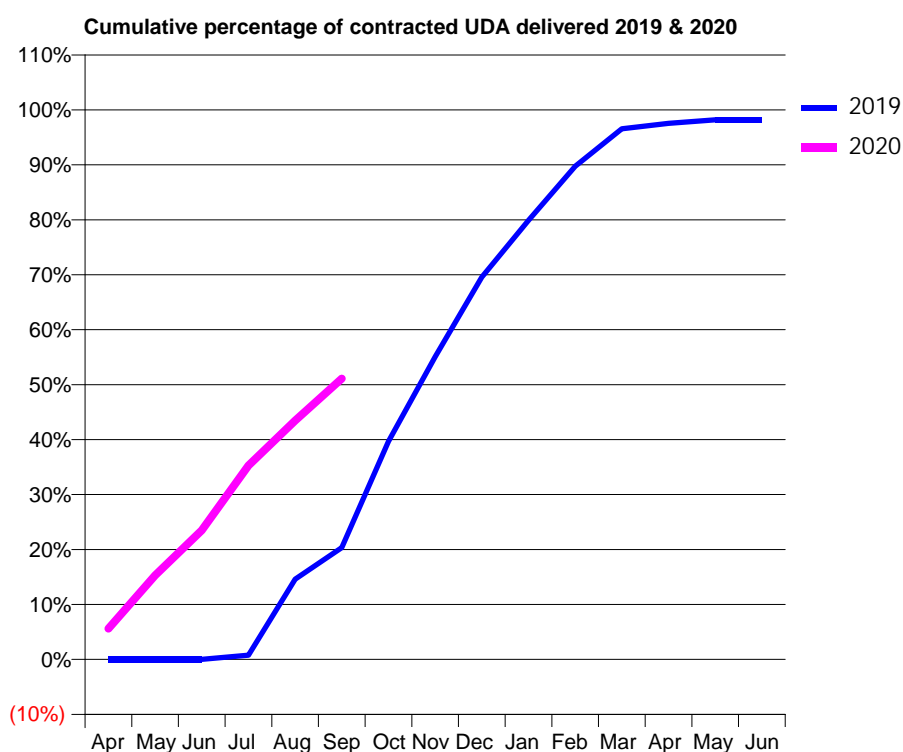
19/20 Contracted general activity (UDA)	4,243
Carry forward general activity (UDA)	0
19/20 Contracted orthodontic activity (UOA)	0
Carry forward orthodontic activity (UOA)	0
Baseline contract value	£141,399.53

ACCESS*

Patients seen in 24 months	Total	Change since previous quarter
Quarter ending September 2018	320	
Quarter ending December 2018	816	↑
Quarter ending March 2019	1,033	↑
Quarter ending June 2019	1,230	↑
Quarter ending September 2019	1,327	↑
Variance since September 2018	314.7%	↑



ACTIVITY



Month	2019	2020
April	0	238
May	0	649
June	0	996
July	24	1,498
August	464	1,845
September	648	2,168
October	1,263	
November	1,753	
December	2,214	
January	2,543	
February	2,855	
March	3,072	
April	3,104	
May	3,124	
June	3,124	

QUALITY

	Quantity	Base Number	Contract	LHB	Wales
% of FP17s for the same patient ID Re-attending within 3 months - Children	8	179	4.5%	8.3%	10.7%
% of FP17s for the same patient ID Re-attending within 3 months - Adults	150	906	16.6%	14.5%	15.4%
% of FP17s for the same patient ID Re-attending between 3 & 9 months - Children	76	179	42.5%	59.1%	60.1%
% of FP17s for the same patient ID Re-attending between 3 & 9 months - Adults	436	906	48.1%	57.3%	56.7%
% of FP17s for Band 1 Urgent Courses	111	1,067	10.4%	8.8%	9.1%
% of FP17s Relating to Free Repair or Replacements	10	1,067	0.9%	0.6%	0.7%
% of FP17s Relating to Continuations	14	1,067	1.3%	0.6%	0.6%
% of Patients satisfied with the dentistry they have received	8	8	N/A	92.6%	93.0%
% of Patients satisfied with the time they had to wait for an appointment	8	8	N/A	89.7%	87.5%

* This is based on patients treated on this contract for their most recent course of treatment. Figures in italics indicate the base number of FP17s or Patient Questionnaire responses are less than 100. N/A is shown where the base number of responses is less than 10 during the period. % is calculated as Quantity/Base number*100

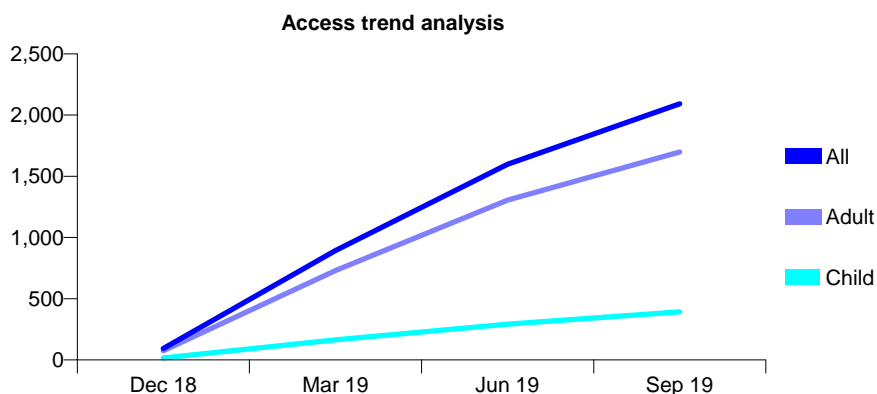
7A4 - Vital Signs At a Glance Contract Report for 100929/0000 - September 2019

Name or company name	Mrs S Gatley
Contract type name	Pilot Contract
Purpose of contract	General
Contract start date	13/12/2018
Contract end date	31/10/2028

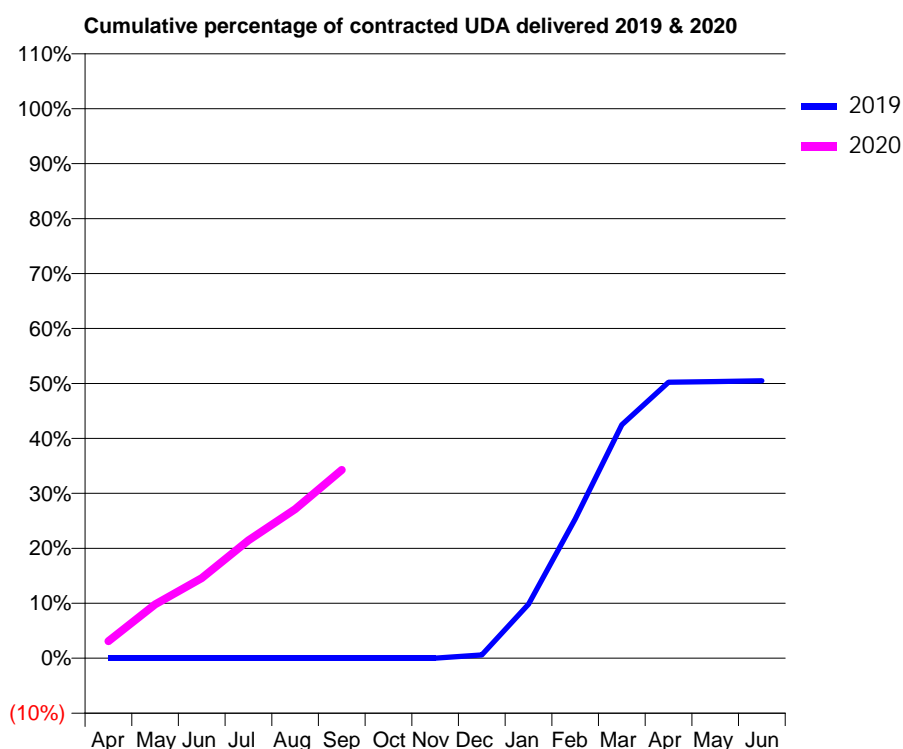
19/20 Contracted general activity (UDA)	12,849
Carry forward general activity (UDA)	0
19/20 Contracted orthodontic activity (UOA)	0
Carry forward orthodontic activity (UOA)	0
Baseline contract value	£441,911.00

ACCESS*

Patients seen in 24 months	Total	Change since previous quarter
Quarter ending September 2018	0	
Quarter ending December 2018	93	↑
Quarter ending March 2019	894	↑
Quarter ending June 2019	1,599	↑
Quarter ending September 2019	2,092	↑
Variance since September 2018	N/A	



ACTIVITY



Month	2019	2020
April	0	396
May	0	1,261
June	0	1,873
July	0	2,758
August	0	3,487
September	0	4,403
October	0	
November	0	
December	23	
January	380	
February	981	
March	1,644	
April	1,943	
May	1,947	
June	1,953	

QUALITY

	Quantity	Base Number	Contract	LHB	Wales
% of FP17s for the same patient ID Re-attending within 3 months - Children	3	352	0.9%	8.3%	10.7%
% of FP17s for the same patient ID Re-attending within 3 months - Adults	213	1,547	13.8%	14.5%	15.4%
% of FP17s for the same patient ID Re-attending between 3 & 9 months - Children	87	352	24.7%	59.1%	60.1%
% of FP17s for the same patient ID Re-attending between 3 & 9 months - Adults	280	1,547	18.1%	57.3%	56.7%
% of FP17s for Band 1 Urgent Courses	144	1,762	8.2%	8.8%	9.1%
% of FP17s Relating to Free Repair or Replacements	46	1,762	2.6%	0.6%	0.7%
% of FP17s Relating to Continuations	13	1,762	0.7%	0.6%	0.6%
% of Patients satisfied with the dentistry they have received	3	4	N/A	92.6%	93.0%
% of Patients satisfied with the time they had to wait for an appointment	3	4	N/A	89.7%	87.5%

* This is based on patients treated on this contract for their most recent course of treatment.

Figures in italics indicate the base number of FP17s or Patient Questionnaire responses are less than 100. N/A is shown where the base number of responses is less than 10 during the period. % is calculated as Quantity/Base number*100

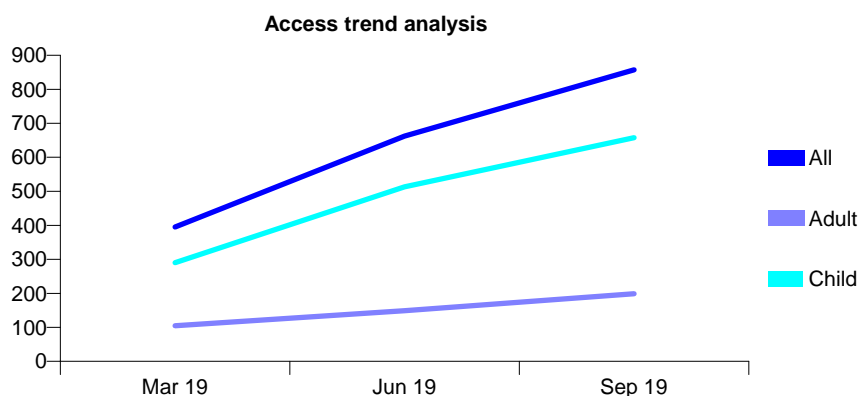
7A4 - Vital Signs At a Glance Contract Report for 100968/0000 - September 2019

Name or company name	Eskimo Healthcare Group Limited
Contract type name	GDS Contract
Purpose of contract	General
Contract start date	01/12/2018
Contract end date	

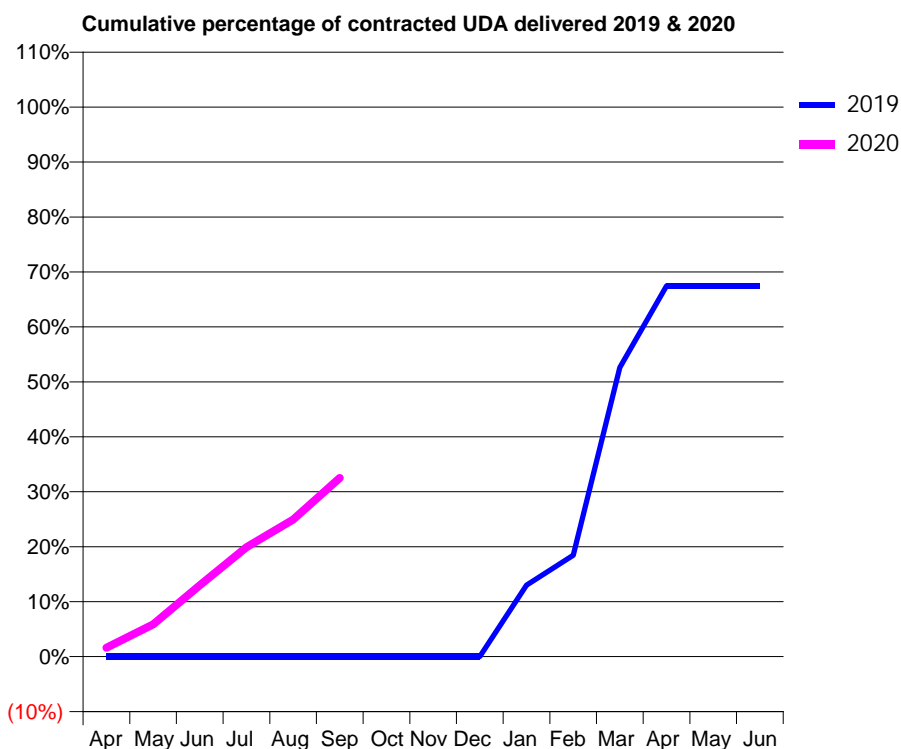
19/20 Contracted general activity (UDA)	4,018
Carry forward general activity (UDA)	0
19/20 Contracted orthodontic activity (UOA)	0
Carry forward orthodontic activity (UOA)	0
Baseline contract value	£98,345.82

ACCESS*

Patients seen in 24 months	Total	Change since previous quarter
Quarter ending September 2018	0	
Quarter ending December 2018	0	
Quarter ending March 2019	395	
Quarter ending June 2019	662	↑
Quarter ending September 2019	857	↑
Variance since September 2018	N/A	



ACTIVITY



Month	Adjusted Scheduled Activity (UDA)	
	2019	2020
April	0	65
May	0	236
June	0	521
July	0	800
August	0	1,003
September	0	1,307
October	0	
November	0	
December	0	
January	174	
February	247	
March	704	
April	903	
May	903	
June	903	

QUALITY

	Quantity	Base Number	Contract	LHB	Wales
% of FP17s for the same patient ID Re-attending within 3 months - Children	59	677	8.7%	8.3%	10.7%
% of FP17s for the same patient ID Re-attending within 3 months - Adults	28	178	15.7%	14.5%	15.4%
% of FP17s for the same patient ID Re-attending between 3 & 9 months - Children	162	677	23.9%	59.1%	60.1%
% of FP17s for the same patient ID Re-attending between 3 & 9 months - Adults	45	178	25.3%	57.3%	56.7%
% of FP17s for Band 1 Urgent Courses	41	775	5.3%	8.8%	9.1%
% of FP17s Relating to Free Repair or Replacements	0	775	0.0%	0.6%	0.7%
% of FP17s Relating to Continuations	0	775	0.0%	0.6%	0.6%
% of Patients satisfied with the dentistry they have received	0	0	N/A	92.6%	93.0%
% of Patients satisfied with the time they had to wait for an appointment	0	0	N/A	89.7%	87.5%

* This is based on patients treated on this contract for their most recent course of treatment. Figures in italics indicate the base number of FP17s or Patient Questionnaire responses are less than 100. N/A is shown where the base number of responses is less than 10 during the period. % is calculated as Quantity/Base number*100

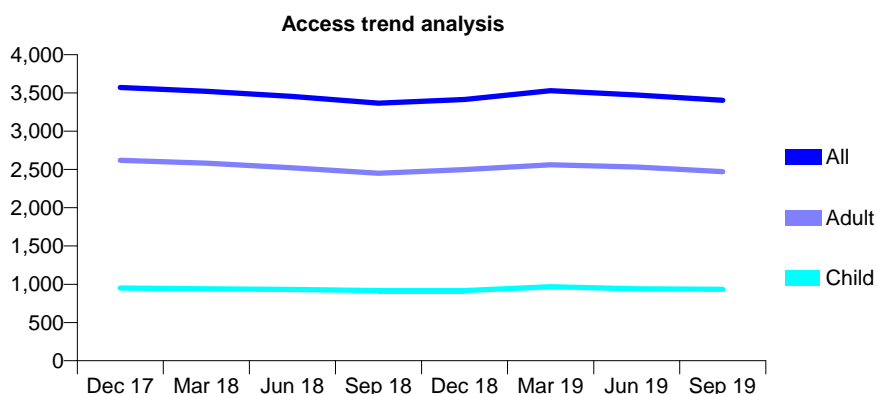
7A4 - Vital Signs At a Glance Contract Report for 101338/0151 - September 2019

Name or company name	Whitecross Dental Care Limited
Contract type name	GDS Contract
Purpose of contract	General
Contract start date	01/11/2014
Contract end date	

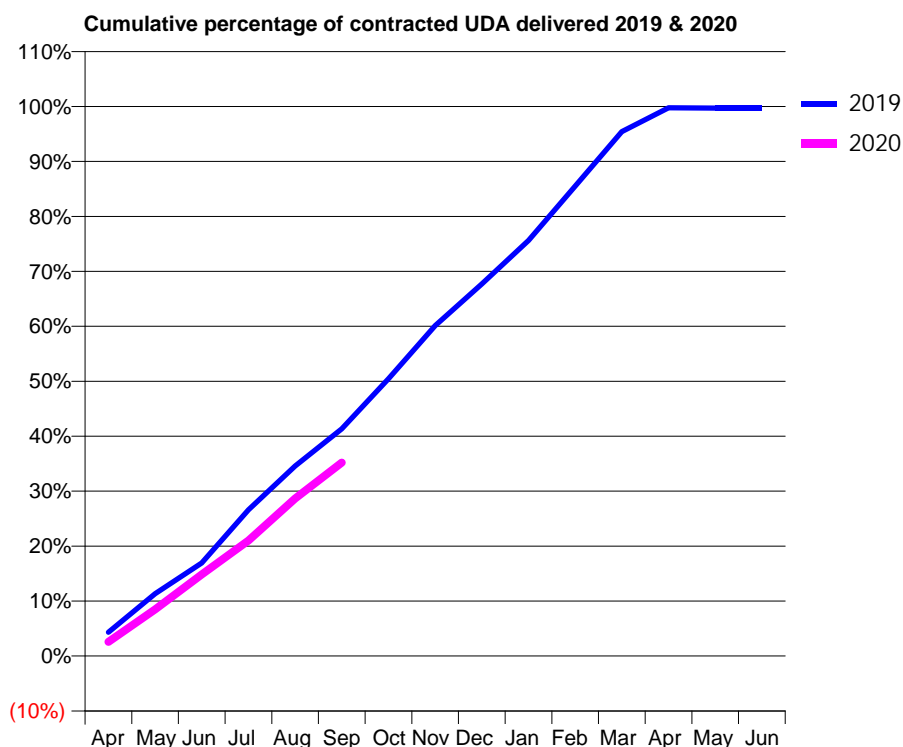
19/20 Contracted general activity (UDA)	11,700
Carry forward general activity (UDA)	0
19/20 Contracted orthodontic activity (UOA)	0
Carry forward orthodontic activity (UOA)	0
Baseline contract value	£293,080.96

ACCESS*

Patients seen in 24 months	Total	Change since previous quarter
Quarter ending September 2018	3,367	
Quarter ending December 2018	3,416	→
Quarter ending March 2019	3,529	↑
Quarter ending June 2019	3,472	↓
Quarter ending September 2019	3,404	↓
Variance since September 2018	1.1%	→



ACTIVITY



Month	Adjusted Scheduled Activity (UDA)	
	2019	2020
April	507	303
May	1,328	991
June	1,980	1,737
July	3,112	2,457
August	4,046	3,354
September	4,837	4,120
October	5,905	
November	7,034	
December	7,920	
January	8,847	
February	10,005	
March	11,165	
April	11,671	
May	11,666	
June	11,666	

QUALITY

	Quantity	Base Number	Contract	LHB	Wales
% of FP17s for the same patient ID Re-attending within 3 months - Children	23	535	4.3%	8.3%	10.7%
% of FP17s for the same patient ID Re-attending within 3 months - Adults	84	1,678	5.0%	14.5%	15.4%
% of FP17s for the same patient ID Re-attending between 3 & 9 months - Children	250	535	46.7%	59.1%	60.1%
% of FP17s for the same patient ID Re-attending between 3 & 9 months - Adults	1,162	1,678	69.2%	57.3%	56.7%
% of FP17s for Band 1 Urgent Courses	23	2,015	1.1%	8.8%	9.1%
% of FP17s Relating to Free Repair or Replacements	10	2,015	0.5%	0.6%	0.7%
% of FP17s Relating to Continuations	2	2,015	0.1%	0.6%	0.6%
% of Patients satisfied with the dentistry they have received	3	3	N/A	92.6%	93.0%
% of Patients satisfied with the time they had to wait for an appointment	2	3	N/A	89.7%	87.5%

* This is based on patients treated on this contract for their most recent course of treatment. Figures in italics indicate the base number of FP17s or Patient Questionnaire responses are less than 100. N/A is shown where the base number of responses is less than 10 during the period. % is calculated as Quantity/Base number*100

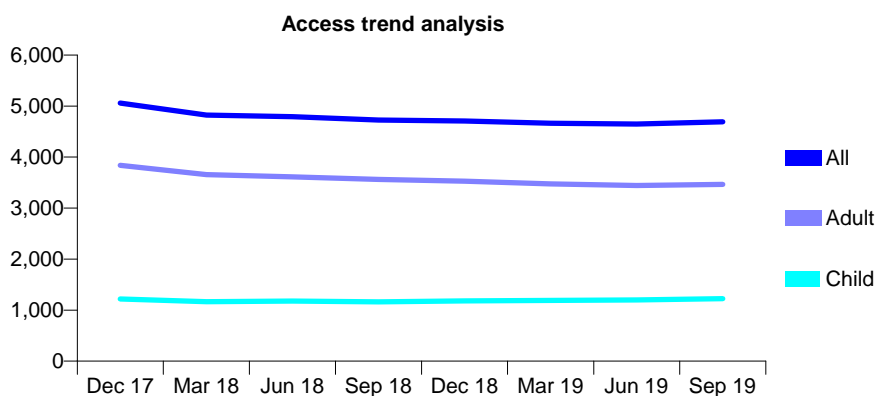
7A4 - Vital Signs At a Glance Contract Report for 101338/0152 - September 2019

Name or company name	Whitecross Dental Care Limited
Contract type name	GDS Contract
Purpose of contract	General
Contract start date	01/04/2015
Contract end date	

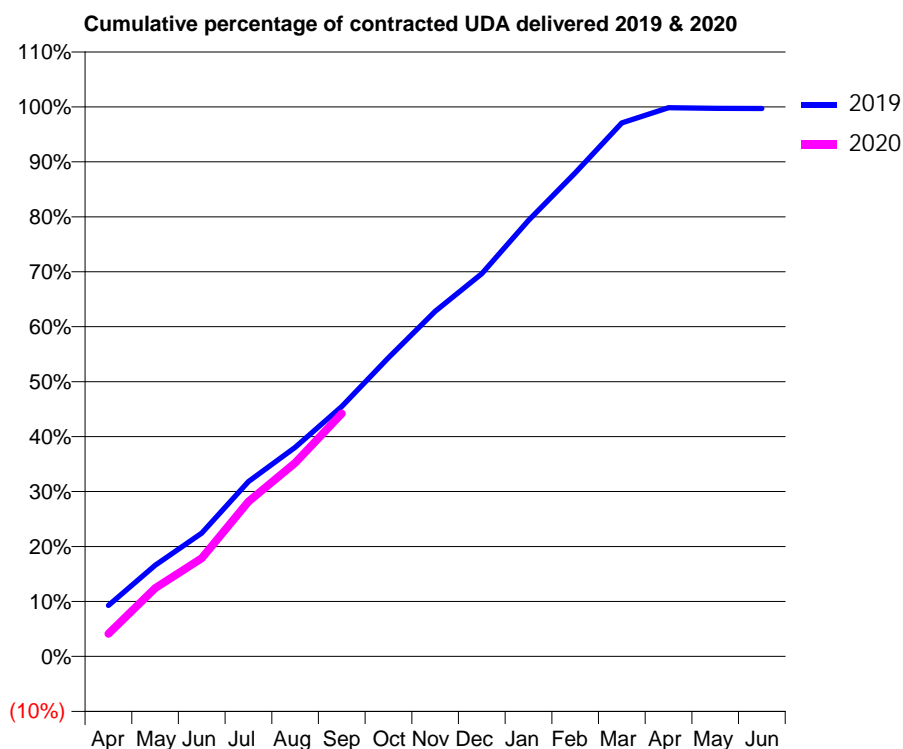
19/20 Contracted general activity (UDA)	13,434
Carry forward general activity (UDA)	0
19/20 Contracted orthodontic activity (UOA)	0
Carry forward orthodontic activity (UOA)	0
Baseline contract value	£361,410.64

ACCESS*

Patients seen in 24 months	Total	Change since previous quarter
Quarter ending September 2018	4,725	
Quarter ending December 2018	4,708	→
Quarter ending March 2019	4,664	→
Quarter ending June 2019	4,647	→
Quarter ending September 2019	4,691	→
Variance since September 2018	(0.7%)	→



ACTIVITY



Month	2019	2020
April	1,245	553
May	2,227	1,671
June	3,014	2,401
July	4,276	3,785
August	5,114	4,731
September	6,111	5,938
October	7,305	
November	8,435	
December	9,354	
January	10,659	
February	11,822	
March	13,040	
April	13,412	
May	13,398	
June	13,394	

QUALITY

	Quantity	Base Number	Contract	LHB	Wales
% of FP17s for the same patient ID Re-attending within 3 months - Children	44	834	5.3%	8.3%	10.7%
% of FP17s for the same patient ID Re-attending within 3 months - Adults	176	2,355	7.5%	14.5%	15.4%
% of FP17s for the same patient ID Re-attending between 3 & 9 months - Children	435	834	52.2%	59.1%	60.1%
% of FP17s for the same patient ID Re-attending between 3 & 9 months - Adults	1,417	2,355	60.2%	57.3%	56.7%
% of FP17s for Band 1 Urgent Courses	118	3,034	3.9%	8.8%	9.1%
% of FP17s Relating to Free Repair or Replacements	11	3,034	0.4%	0.6%	0.7%
% of FP17s Relating to Continuations	14	3,034	0.5%	0.6%	0.6%
% of Patients satisfied with the dentistry they have received	13	13	100.0%	92.6%	93.0%
% of Patients satisfied with the time they had to wait for an appointment	12	13	92.3%	89.7%	87.5%

* This is based on patients treated on this contract for their most recent course of treatment. Figures in italics indicate the base number of FP17s or Patient Questionnaire responses are less than 100. N/A is shown where the base number of responses is less than 10 during the period. % is calculated as Quantity/Base number*100

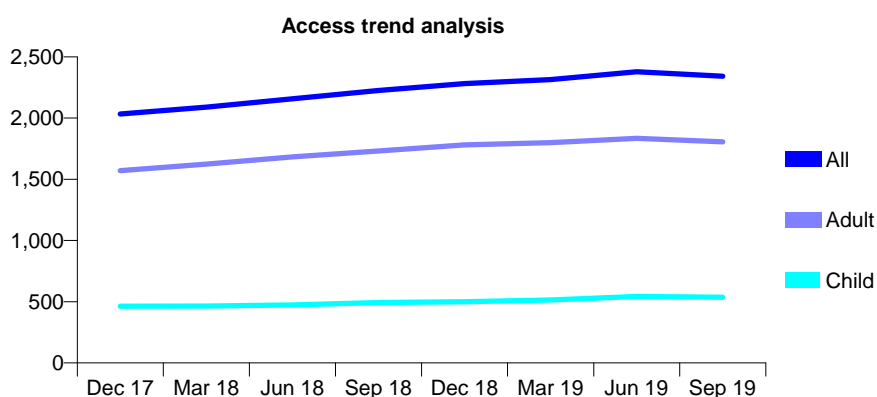
7A4 - Vital Signs At a Glance Contract Report for 104272/0001 - September 2019

Name or company name	Dragon Tears Limited
Contract type name	GDS Contract
Purpose of contract	General
Contract start date	01/07/2014
Contract end date	

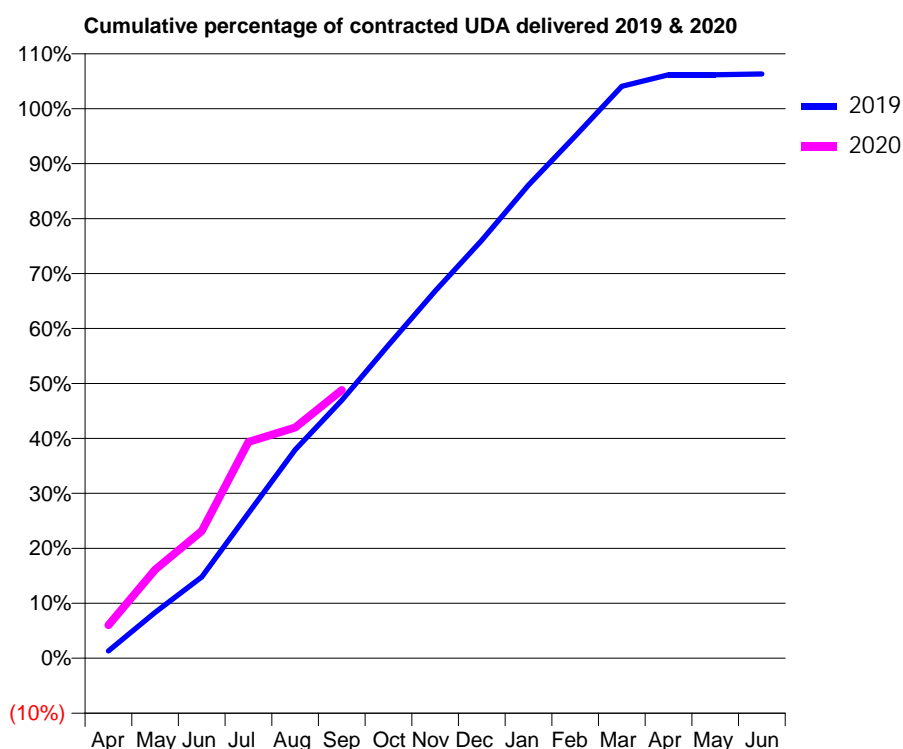
19/20 Contracted general activity (UDA)	6,026
Carry forward general activity (UDA)	0
19/20 Contracted orthodontic activity (UOA)	0
Carry forward orthodontic activity (UOA)	0
Baseline contract value	£159,585.58

ACCESS*

Patients seen in 24 months	Total	Change since previous quarter
Quarter ending September 2018	2,225	
Quarter ending December 2018	2,282	↑
Quarter ending March 2019	2,314	→
Quarter ending June 2019	2,378	↑
Quarter ending September 2019	2,342	↓
Variance since September 2018	5.3%	↑



ACTIVITY



Adjusted Scheduled Activity (UDA)		
Month	2019	2020
April	80	364
May	503	972
June	891	1,394
July	1,591	2,372
August	2,287	2,530
September	2,828	2,940
October	3,434	
November	4,026	
December	4,583	
January	5,189	
February	5,726	
March	6,271	
April	6,396	
May	6,397	
June	6,406	

QUALITY

	Quantity	Base Number	Contract	LHB	Wales
% of FP17s for the same patient ID Re-attending within 3 months - Children	22	331	6.6%	8.3%	10.7%
% of FP17s for the same patient ID Re-attending within 3 months - Adults	153	1,098	13.9%	14.5%	15.4%
% of FP17s for the same patient ID Re-attending between 3 & 9 months - Children	183	331	55.3%	59.1%	60.1%
% of FP17s for the same patient ID Re-attending between 3 & 9 months - Adults	657	1,098	59.8%	57.3%	56.7%
% of FP17s for Band 1 Urgent Courses	147	1,367	10.8%	8.8%	9.1%
% of FP17s Relating to Free Repair or Replacements	1	1,367	0.1%	0.6%	0.7%
% of FP17s Relating to Continuations	1	1,367	0.1%	0.6%	0.6%
% of Patients satisfied with the dentistry they have received	7	9	N/A	92.6%	93.0%
% of Patients satisfied with the time they had to wait for an appointment	8	9	N/A	89.7%	87.5%

* This is based on patients treated on this contract for their most recent course of treatment.

Figures in italics indicate the base number of FP17s or Patient Questionnaire responses are less than 100. N/A is shown where the base number of responses is less than 10 during the period. % is calculated as Quantity/Base number*100

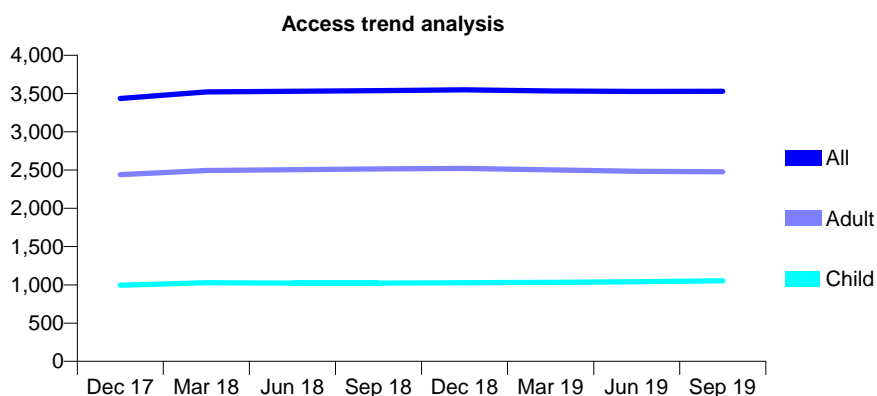
7A4 - Vital Signs At a Glance Contract Report for 105015/0001 - September 2019

Name or company name	Colchester Dental Surgery Limited
Contract type name	GDS Contract
Purpose of contract	General
Contract start date	01/06/2011
Contract end date	

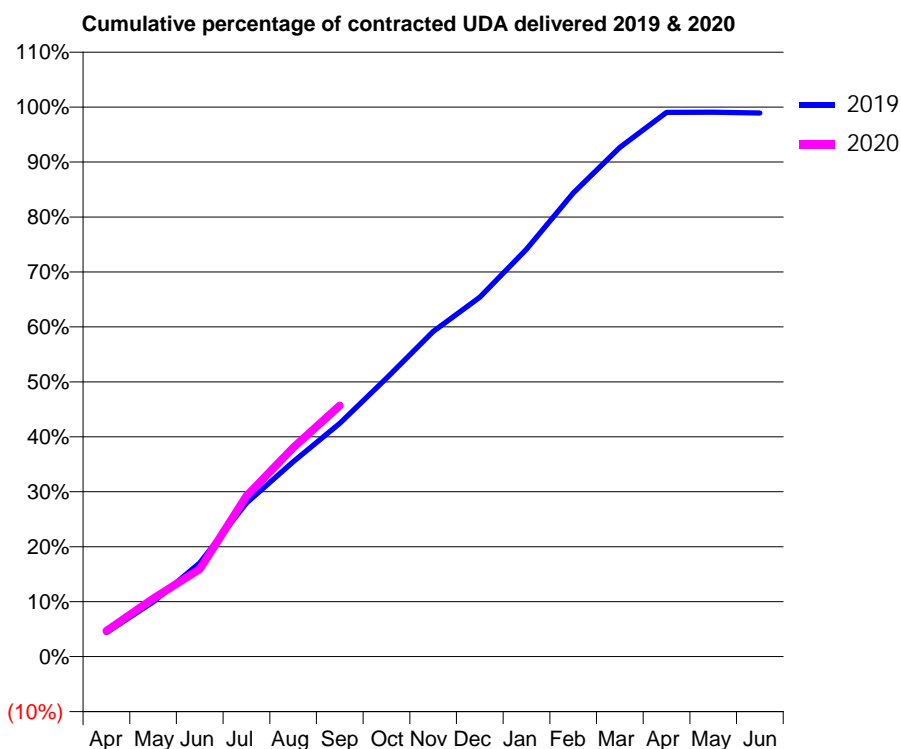
19/20 Contracted general activity (UDA)	8,429
Carry forward general activity (UDA)	0
19/20 Contracted orthodontic activity (UOA)	0
Carry forward orthodontic activity (UOA)	0
Baseline contract value	£190,371.97

ACCESS*

Patients seen in 24 months	Total	Change since previous quarter
Quarter ending September 2018	3,537	
Quarter ending December 2018	3,548	→
Quarter ending March 2019	3,534	→
Quarter ending June 2019	3,527	→
Quarter ending September 2019	3,531	→
Variance since September 2018	(0.2%)	→



ACTIVITY



Month	Adjusted Scheduled Activity (UDA)	
	2019	2020
April	368	395
May	839	891
June	1,436	1,342
July	2,356	2,465
August	2,990	3,204
September	3,578	3,850
October	4,269	
November	4,988	
December	5,512	
January	6,248	
February	7,110	
March	7,809	
April	8,346	
May	8,348	
June	8,337	

QUALITY

	Quantity	Base Number	Contract	LHB	Wales
% of FP17s for the same patient ID Re-attending within 3 months - Children	64	840	7.6%	8.3%	10.7%
% of FP17s for the same patient ID Re-attending within 3 months - Adults	271	1,942	14.0%	14.5%	15.4%
% of FP17s for the same patient ID Re-attending between 3 & 9 months - Children	560	840	66.7%	59.1%	60.1%
% of FP17s for the same patient ID Re-attending between 3 & 9 months - Adults	1,210	1,942	62.3%	57.3%	56.7%
% of FP17s for Band 1 Urgent Courses	238	2,449	9.7%	8.8%	9.1%
% of FP17s Relating to Free Repair or Replacements	4	2,449	0.2%	0.6%	0.7%
% of FP17s Relating to Continuations	1	2,449	0.0%	0.6%	0.6%
% of Patients satisfied with the dentistry they have received	2	2	N/A	92.6%	93.0%
% of Patients satisfied with the time they had to wait for an appointment	2	2	N/A	89.7%	87.5%

* This is based on patients treated on this contract for their most recent course of treatment. Figures in italics indicate the base number of FP17s or Patient Questionnaire responses are less than 100. N/A is shown where the base number of responses is less than 10 during the period. % is calculated as Quantity/Base number*100

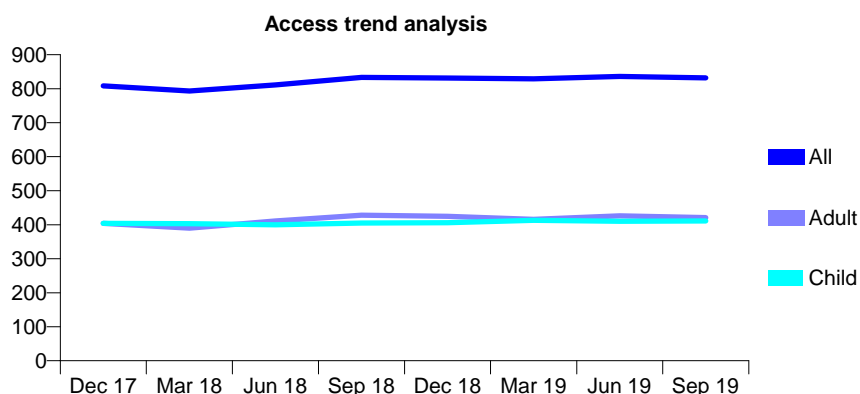
7A4 - Vital Signs At a Glance Contract Report for 107107/0001 - September 2019

Name or company name	Jenkins Locum & Administration Services L
Contract type name	GDS Contract
Purpose of contract	General
Contract start date	01/07/2007
Contract end date	

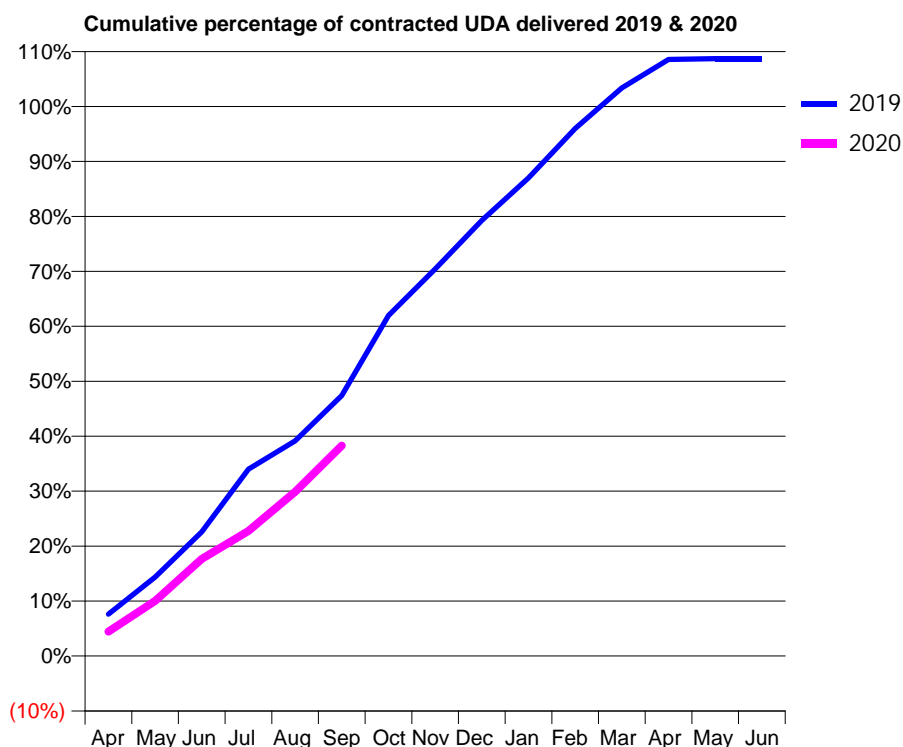
19/20 Contracted general activity (UDA)	2,100
Carry forward general activity (UDA)	0
19/20 Contracted orthodontic activity (UOA)	0
Carry forward orthodontic activity (UOA)	0
Baseline contract value	£53,937.18

ACCESS*

Patients seen in 24 months	Total	Change since previous quarter
Quarter ending September 2018	833	
Quarter ending December 2018	831	→
Quarter ending March 2019	829	→
Quarter ending June 2019	836	→
Quarter ending September 2019	832	→
Variance since September 2018	(0.1%)	→



ACTIVITY



Month	Adjusted Scheduled Activity (UDA)	
	2019	2020
April	160	94
May	302	211
June	474	371
July	714	478
August	822	628
September	995	804
October	1,301	
November	1,479	
December	1,665	
January	1,827	
February	2,016	
March	2,171	
April	2,280	
May	2,283	
June	2,283	

QUALITY

	Quantity	Base Number	Contract	LHB	Wales
% of FP17s for the same patient ID Re-attending within 3 months - Children	17	312	5.4%	8.3%	10.7%
% of FP17s for the same patient ID Re-attending within 3 months - Adults	31	244	12.7%	14.5%	15.4%
% of FP17s for the same patient ID Re-attending between 3 & 9 months - Children	186	312	59.6%	59.1%	60.1%
% of FP17s for the same patient ID Re-attending between 3 & 9 months - Adults	130	244	53.3%	57.3%	56.7%
% of FP17s for Band 1 Urgent Courses	40	489	8.2%	8.8%	9.1%
% of FP17s Relating to Free Repair or Replacements	0	489	0.0%	0.6%	0.7%
% of FP17s Relating to Continuations	0	489	0.0%	0.6%	0.6%
% of Patients satisfied with the dentistry they have received	2	2	N/A	92.6%	93.0%
% of Patients satisfied with the time they had to wait for an appointment	2	2	N/A	89.7%	87.5%

* This is based on patients treated on this contract for their most recent course of treatment. Figures in italics indicate the base number of FP17s or Patient Questionnaire responses are less than 100. N/A is shown where the base number of responses is less than 10 during the period. % is calculated as Quantity/Base number*100

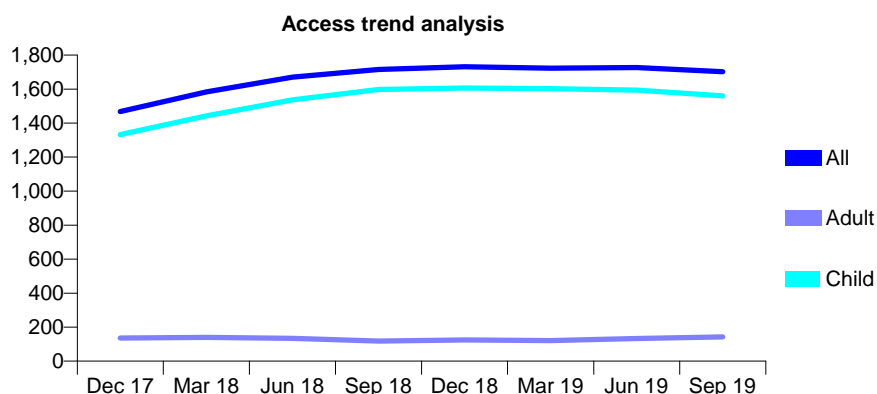
7A4 - Vital Signs At a Glance Contract Report for 108014/0001 - September 2019

Name or company name	Smiles Studio Penarth Ltd
Contract type name	GDS Contract
Purpose of contract	General
Contract start date	01/01/2012
Contract end date	

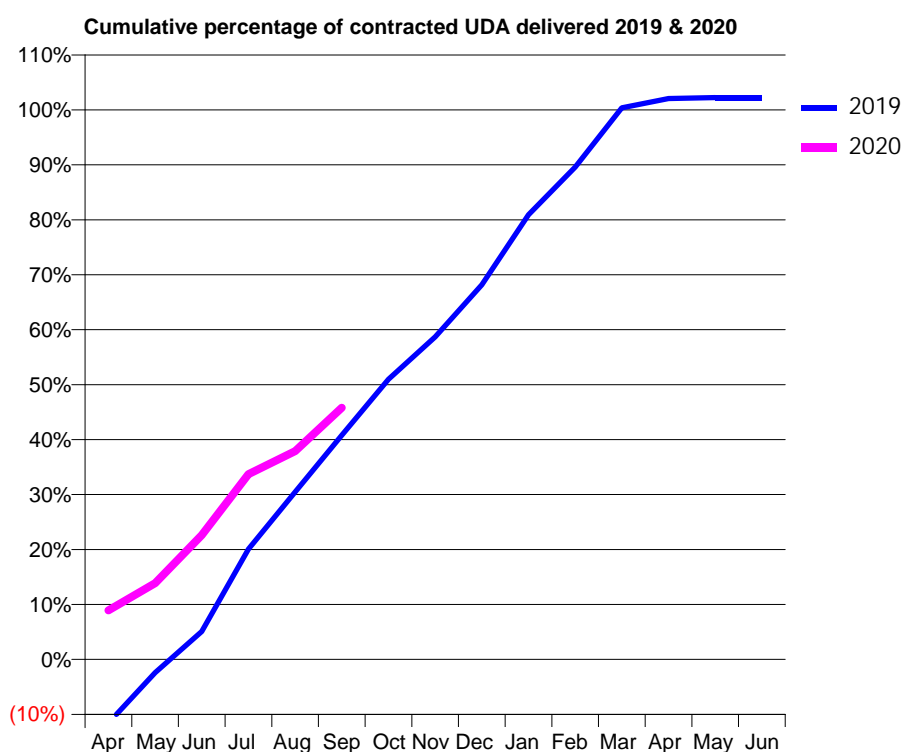
19/20 Contracted general activity (UDA)	2,750
Carry forward general activity (UDA)	0
19/20 Contracted orthodontic activity (UOA)	0
Carry forward orthodontic activity (UOA)	0
Baseline contract value	£71,587.16

ACCESS*

Patients seen in 24 months	Total	Change since previous quarter
Quarter ending September 2018	1,716	
Quarter ending December 2018	1,731	→
Quarter ending March 2019	1,723	→
Quarter ending June 2019	1,727	→
Quarter ending September 2019	1,702	↓
Variance since September 2018	(0.8%)	→



ACTIVITY



Month	2019	2020
April	-319	246
May	-67	381
June	140	622
July	552	927
August	838	1,043
September	1,121	1,259
October	1,402	
November	1,614	
December	1,874	
January	2,225	
February	2,464	
March	2,760	
April	2,807	
May	2,811	
June	2,811	

QUALITY

	Quantity	Base Number	Contract	LHB	Wales
% of FP17s for the same patient ID Re-attending within 3 months - Children	60	1,010	5.9%	8.3%	10.7%
% of FP17s for the same patient ID Re-attending within 3 months - Adults	4	35	11.4%	14.5%	15.4%
% of FP17s for the same patient ID Re-attending between 3 & 9 months - Children	666	1,010	65.9%	59.1%	60.1%
% of FP17s for the same patient ID Re-attending between 3 & 9 months - Adults	15	35	42.9%	57.3%	56.7%
% of FP17s for Band 1 Urgent Courses	32	1,007	3.2%	8.8%	9.1%
% of FP17s Relating to Free Repair or Replacements	0	1,007	0.0%	0.6%	0.7%
% of FP17s Relating to Continuations	0	1,007	0.0%	0.6%	0.6%
% of Patients satisfied with the dentistry they have received	1	1	N/A	92.6%	93.0%
% of Patients satisfied with the time they had to wait for an appointment	1	1	N/A	89.7%	87.5%

* This is based on patients treated on this contract for their most recent course of treatment. Figures in italics indicate the base number of FP17s or Patient Questionnaire responses are less than 100. N/A is shown where the base number of responses is less than 10 during the period. % is calculated as Quantity/Base number*100

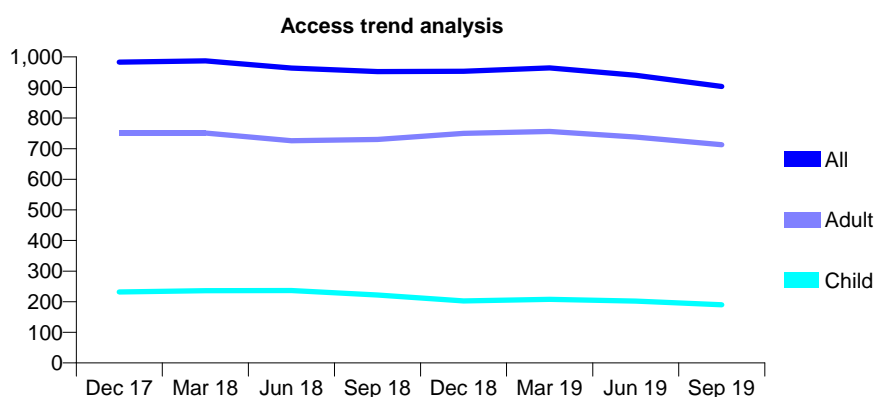
7A4 - Vital Signs At a Glance Contract Report for 108200/0002 - September 2019

Name or company name	Cardiff & Vale University Health Board
Contract type name	PDS Contract
Purpose of contract	General
Contract start date	01/04/2006
Contract end date	31/12/2026

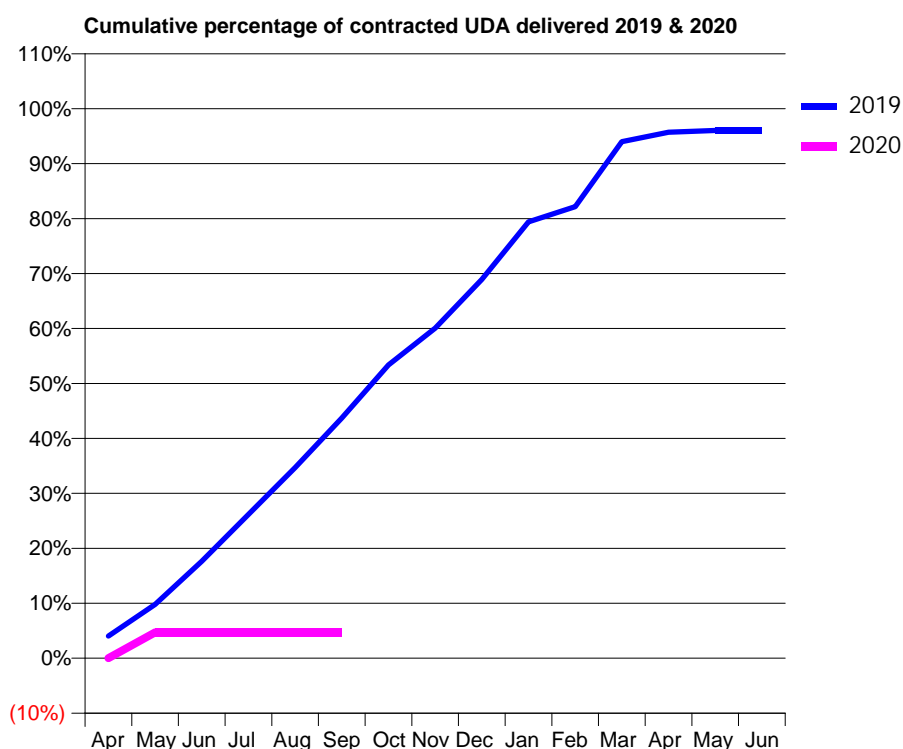
19/20 Contracted general activity (UDA)	2,192
Carry forward general activity (UDA)	0
19/20 Contracted orthodontic activity (UOA)	0
Carry forward orthodontic activity (UOA)	0
Baseline contract value	£54,870.10

ACCESS*

Patients seen in 24 months	Total	Change since previous quarter
Quarter ending September 2018	952	
Quarter ending December 2018	953	→
Quarter ending March 2019	964	→
Quarter ending June 2019	940	↓
Quarter ending September 2019	903	↓
Variance since September 2018	(5.1%)	↓



ACTIVITY



Month	2019	2020
April	88	0
May	215	103
June	386	103
July	574	103
August	760	103
September	958	103
October	1,170	
November	1,317	
December	1,510	
January	1,740	
February	1,801	
March	2,060	
April	2,098	
May	2,105	
June	2,105	

QUALITY

	Quantity	Base Number	Contract	LHB	Wales
% of FP17s for the same patient ID Re-attending within 3 months - Children	0	30	0.0%	8.3%	10.7%
% of FP17s for the same patient ID Re-attending within 3 months - Adults	6	63	9.5%	14.5%	15.4%
% of FP17s for the same patient ID Re-attending between 3 & 9 months - Children	15	30	50.0%	59.1%	60.1%
% of FP17s for the same patient ID Re-attending between 3 & 9 months - Adults	17	63	27.0%	57.3%	56.7%
% of FP17s for Band 1 Urgent Courses	4	67	6.0%	8.8%	9.1%
% of FP17s Relating to Free Repair or Replacements	0	67	0.0%	0.6%	0.7%
% of FP17s Relating to Continuations	0	67	0.0%	0.6%	0.6%
% of Patients satisfied with the dentistry they have received	0	0	N/A	92.6%	93.0%
% of Patients satisfied with the time they had to wait for an appointment	0	0	N/A	89.7%	87.5%

* This is based on patients treated on this contract for their most recent course of treatment.

Figures in italics indicate the base number of FP17s or Patient Questionnaire responses are less than 100. N/A is shown where the base number of responses is less than 10 during the period. % is calculated as Quantity/Base number*100

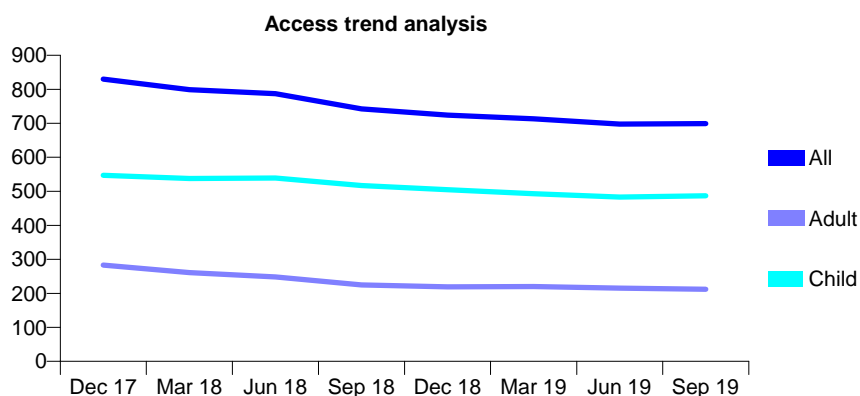
7A4 - Vital Signs At a Glance Contract Report for 112615/0001 - September 2019

Name or company name	Moorcastle Ltd
Contract type name	GDS Contract
Purpose of contract	General
Contract start date	01/08/2015
Contract end date	

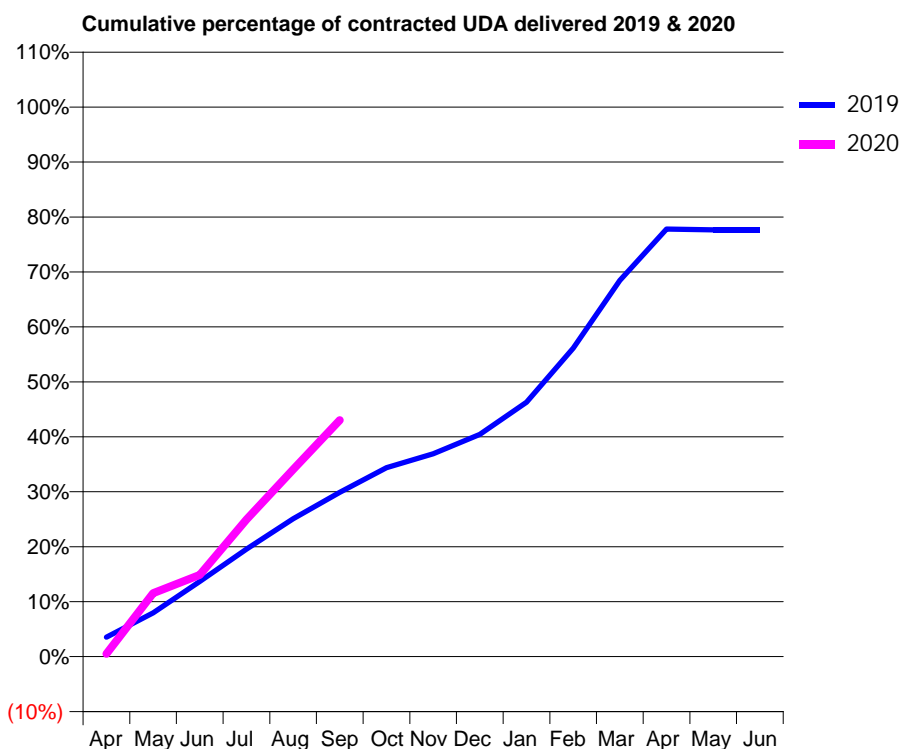
19/20 Contracted general activity (UDA)	2,144
Carry forward general activity (UDA)	0
19/20 Contracted orthodontic activity (UOA)	0
Carry forward orthodontic activity (UOA)	0
Baseline contract value	£54,681.41

ACCESS*

Patients seen in 24 months	Total	Change since previous quarter
Quarter ending September 2018	742	
Quarter ending December 2018	724	↓
Quarter ending March 2019	713	↓
Quarter ending June 2019	698	↓
Quarter ending September 2019	699	→
Variance since September 2018	(5.8%)	↓



ACTIVITY



Month	Adjusted Scheduled Activity (UDA)	
	2019	2020
April	76	11
May	171	247
June	293	319
July	419	535
August	538	730
September	641	923
October	737	
November	792	
December	867	
January	992	
February	1,204	
March	1,467	
April	1,668	
May	1,665	
June	1,665	

QUALITY

	Quantity	Base Number	Contract	LHB	Wales
% of FP17s for the same patient ID Re-attending within 3 months - Children	45	443	10.2%	8.3%	10.7%
% of FP17s for the same patient ID Re-attending within 3 months - Adults	29	175	16.6%	14.5%	15.4%
% of FP17s for the same patient ID Re-attending between 3 & 9 months - Children	253	443	57.1%	59.1%	60.1%
% of FP17s for the same patient ID Re-attending between 3 & 9 months - Adults	93	175	53.1%	57.3%	56.7%
% of FP17s for Band 1 Urgent Courses	29	546	5.3%	8.8%	9.1%
% of FP17s Relating to Free Repair or Replacements	1	546	0.2%	0.6%	0.7%
% of FP17s Relating to Continuations	2	546	0.4%	0.6%	0.6%
% of Patients satisfied with the dentistry they have received	2	2	N/A	92.6%	93.0%
% of Patients satisfied with the time they had to wait for an appointment	2	2	N/A	89.7%	87.5%

* This is based on patients treated on this contract for their most recent course of treatment. Figures in italics indicate the base number of FP17s or Patient Questionnaire responses are less than 100. N/A is shown where the base number of responses is less than 10 during the period. % is calculated as Quantity/Base number*100

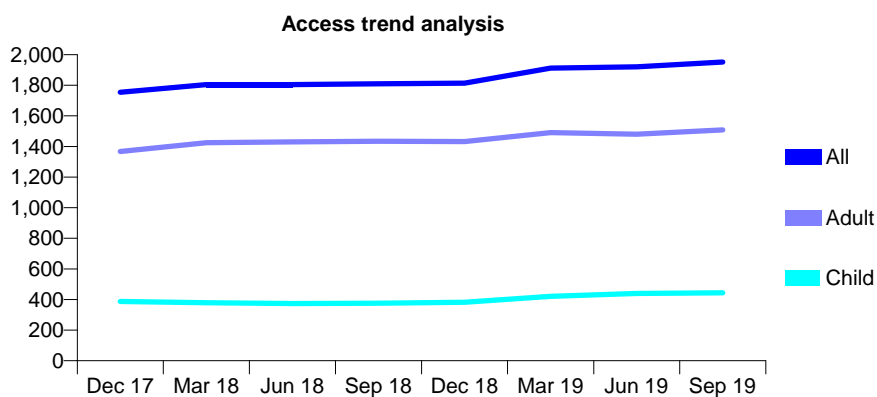
7A4 - Vital Signs At a Glance Contract Report for 121304/0001 - September 2019

Name or company name	Penarth Dental Healthcare Ltd
Contract type name	GDS Contract
Purpose of contract	General
Contract start date	01/04/2014
Contract end date	

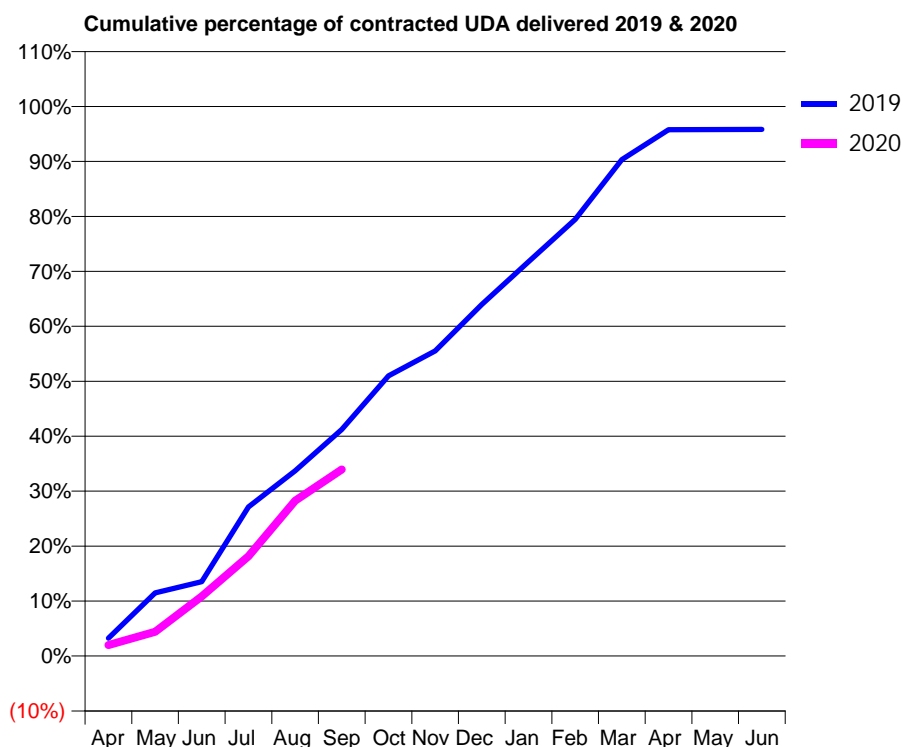
19/20 Contracted general activity (UDA)	5,867
Carry forward general activity (UDA)	0
19/20 Contracted orthodontic activity (UOA)	0
Carry forward orthodontic activity (UOA)	0
Baseline contract value	£169,511.71

ACCESS*

Patients seen in 24 months	Total	Change since previous quarter
Quarter ending September 2018	1,810	
Quarter ending December 2018	1,814	→
Quarter ending March 2019	1,912	↑
Quarter ending June 2019	1,920	→
Quarter ending September 2019	1,952	→
Variance since September 2018	7.8%	↑



ACTIVITY



Month	Adjusted Scheduled Activity (UDA)	
	2019	2020
April	190	118
May	674	258
June	794	637
July	1,591	1,065
August	1,978	1,659
September	2,418	1,992
October	2,991	
November	3,258	
December	3,753	
January	4,209	
February	4,662	
March	5,300	
April	5,618	
May	5,620	
June	5,621	

QUALITY

	Quantity	Base Number	Contract	LHB	Wales
% of FP17s for the same patient ID Re-attending within 3 months - Children	19	270	7.0%	8.3%	10.7%
% of FP17s for the same patient ID Re-attending within 3 months - Adults	72	946	7.6%	14.5%	15.4%
% of FP17s for the same patient ID Re-attending between 3 & 9 months - Children	98	270	36.3%	59.1%	60.1%
% of FP17s for the same patient ID Re-attending between 3 & 9 months - Adults	611	946	64.6%	57.3%	56.7%
% of FP17s for Band 1 Urgent Courses	43	1,102	3.9%	8.8%	9.1%
% of FP17s Relating to Free Repair or Replacements	3	1,102	0.3%	0.6%	0.7%
% of FP17s Relating to Continuations	4	1,102	0.4%	0.6%	0.6%
% of Patients satisfied with the dentistry they have received	2	2	N/A	92.6%	93.0%
% of Patients satisfied with the time they had to wait for an appointment	2	2	N/A	89.7%	87.5%

* This is based on patients treated on this contract for their most recent course of treatment. Figures in italics indicate the base number of FP17s or Patient Questionnaire responses are less than 100. N/A is shown where the base number of responses is less than 10 during the period. % is calculated as Quantity/Base number*100

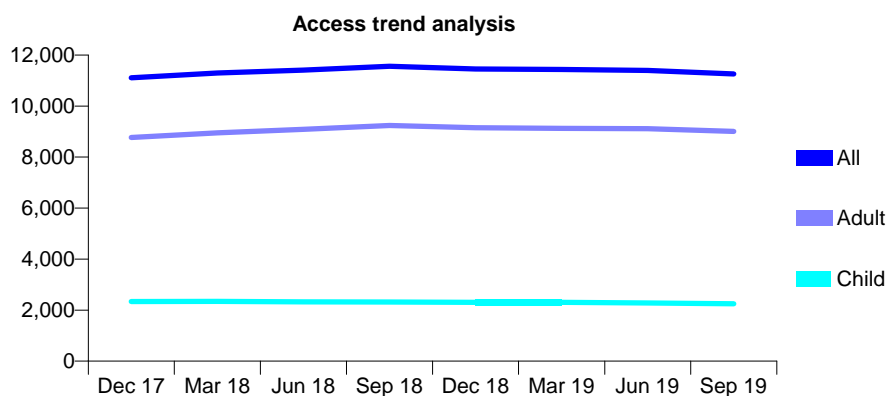
7A4 - Vital Signs At a Glance Contract Report for 122912/0003 - September 2019

Name or company name	CLIFTON DENTAL CARE LTD
Contract type name	Pilot Contract
Purpose of contract	General
Contract start date	01/01/2014
Contract end date	

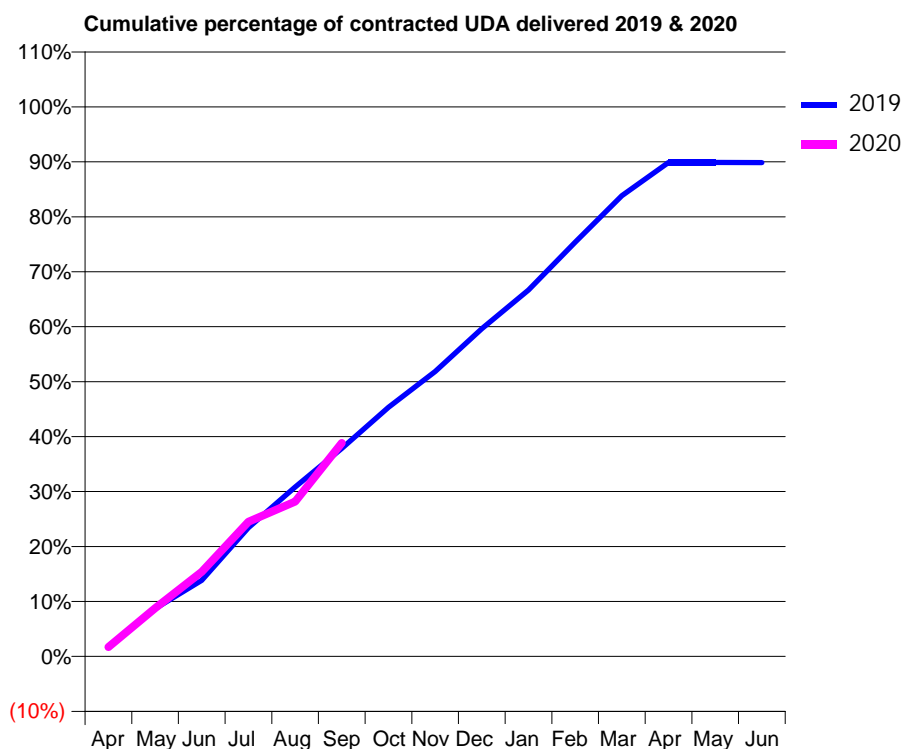
19/20 Contracted general activity (UDA)	36,322
Carry forward general activity (UDA)	0
19/20 Contracted orthodontic activity (UOA)	0
Carry forward orthodontic activity (UOA)	0
Baseline contract value	£1,018,805.10

ACCESS*

Patients seen in 24 months	Total	Change since previous quarter
Quarter ending September 2018	11,556	
Quarter ending December 2018	11,455	→
Quarter ending March 2019	11,434	→
Quarter ending June 2019	11,394	→
Quarter ending September 2019	11,258	↓
Variance since September 2018	(2.6%)	↓



ACTIVITY



Month	Adjusted Scheduled Activity (UDA)	
	2019	2020
April	708	621
May	3,333	3,186
June	5,310	5,594
July	8,981	8,904
August	11,823	10,239
September	14,510	14,106
October	17,371	
November	19,879	
December	22,865	
January	25,562	
February	28,904	
March	32,137	
April	34,465	
May	34,471	
June	34,448	

QUALITY

	Quantity	Base Number	Contract	LHB	Wales
% of FP17s for the same patient ID Re-attending within 3 months - Children	140	1,691	8.3%	8.3%	10.7%
% of FP17s for the same patient ID Re-attending within 3 months - Adults	826	6,180	13.4%	14.5%	15.4%
% of FP17s for the same patient ID Re-attending between 3 & 9 months - Children	1,035	1,691	61.2%	59.1%	60.1%
% of FP17s for the same patient ID Re-attending between 3 & 9 months - Adults	3,652	6,180	59.1%	57.3%	56.7%
% of FP17s for Band 1 Urgent Courses	675	6,924	9.7%	8.8%	9.1%
% of FP17s Relating to Free Repair or Replacements	27	6,924	0.4%	0.6%	0.7%
% of FP17s Relating to Continuations	102	6,924	1.5%	0.6%	0.6%
% of Patients satisfied with the dentistry they have received	9	9	N/A	92.6%	93.0%
% of Patients satisfied with the time they had to wait for an appointment	9	9	N/A	89.7%	87.5%

* This is based on patients treated on this contract for their most recent course of treatment. Figures in italics indicate the base number of FP17s or Patient Questionnaire responses are less than 100. N/A is shown where the base number of responses is less than 10 during the period. % is calculated as Quantity/Base number*100

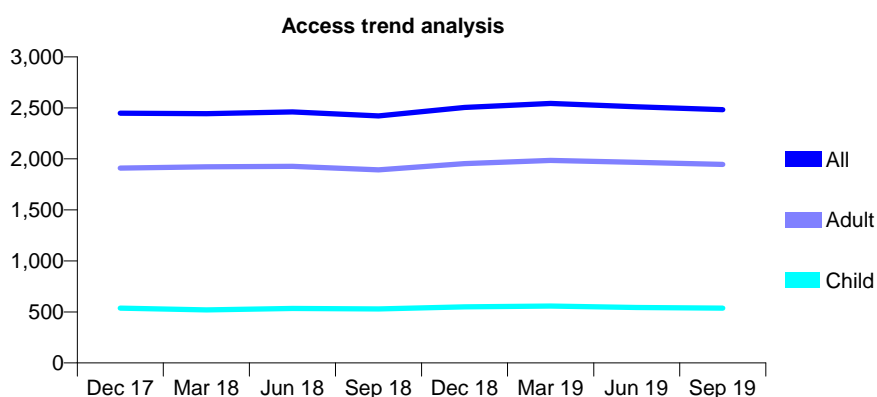
7A4 - Vital Signs At a Glance Contract Report for 127981/0001 - September 2019

Name or company name	Blakeridge Limited
Contract type name	GDS Contract
Purpose of contract	General and Orthodontic
Contract start date	01/09/2012
Contract end date	

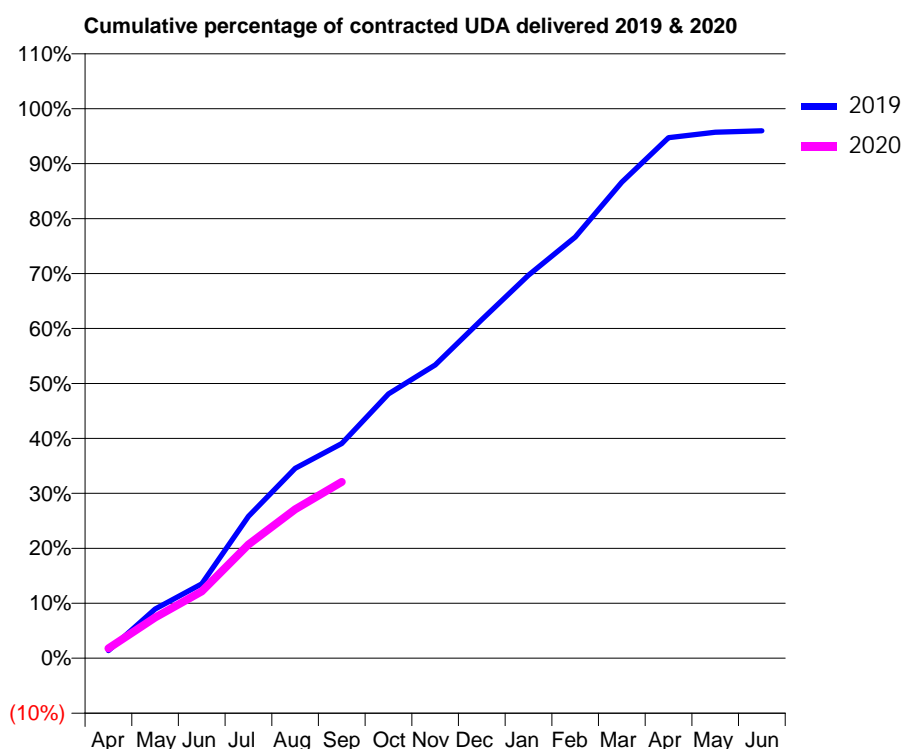
19/20 Contracted general activity (UDA)	8,120
Carry forward general activity (UDA)	0
19/20 Contracted orthodontic activity (UOA)	0
Carry forward orthodontic activity (UOA)	0
Baseline contract value	£164,530.68

ACCESS*

Patients seen in 24 months	Total	Change since previous quarter
Quarter ending September 2018	2,422	
Quarter ending December 2018	2,504	↑
Quarter ending March 2019	2,543	→
Quarter ending June 2019	2,510	↓
Quarter ending September 2019	2,483	↓
Variance since September 2018	2.5%	↑



ACTIVITY



Month	2019	2020
April	110	144
May	703	601
June	1,061	988
July	2,025	1,680
August	2,709	2,200
September	3,064	2,606
October	3,770	
November	4,184	
December	4,828	
January	5,465	
February	6,007	
March	6,790	
April	7,425	
May	7,503	
June	7,522	

QUALITY

	Quantity	Base Number	Contract	LHB	Wales
% of FP17s for the same patient ID Re-attending within 3 months - Children	28	373	7.5%	8.3%	10.7%
% of FP17s for the same patient ID Re-attending within 3 months - Adults	205	1,320	15.5%	14.5%	15.4%
% of FP17s for the same patient ID Re-attending between 3 & 9 months - Children	249	373	66.8%	59.1%	60.1%
% of FP17s for the same patient ID Re-attending between 3 & 9 months - Adults	791	1,320	59.9%	57.3%	56.7%
% of FP17s for Band 1 Urgent Courses	137	1,466	9.3%	8.8%	9.1%
% of FP17s Relating to Free Repair or Replacements	11	1,466	0.8%	0.6%	0.7%
% of FP17s Relating to Continuations	24	1,466	1.6%	0.6%	0.6%
% of Patients satisfied with the dentistry they have received	7	7	N/A	92.6%	93.0%
% of Patients satisfied with the time they had to wait for an appointment	7	7	N/A	89.7%	87.5%

* This is based on patients treated on this contract for their most recent course of treatment. Figures in italics indicate the base number of FP17s or Patient Questionnaire responses are less than 100. N/A is shown where the base number of responses is less than 10 during the period. % is calculated as Quantity/Base number*100

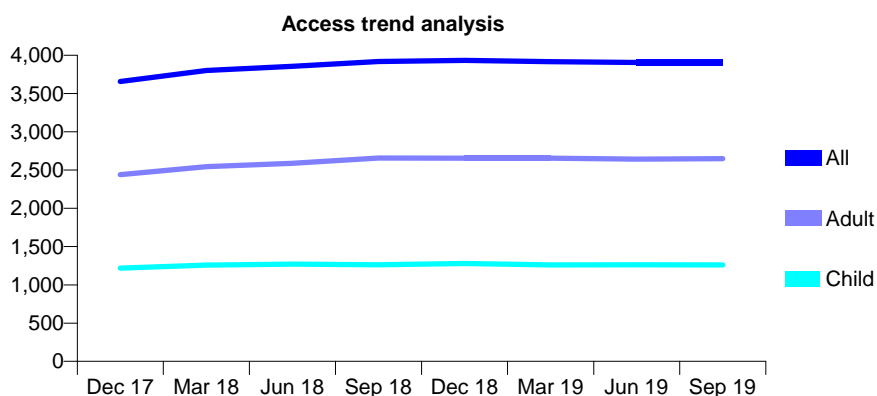
7A4 - Vital Signs At a Glance Contract Report for 129860/0001 - September 2019

Name or company name	Oral Health Solutions Ltd
Contract type name	Pilot Contract
Purpose of contract	General
Contract start date	01/09/2010
Contract end date	

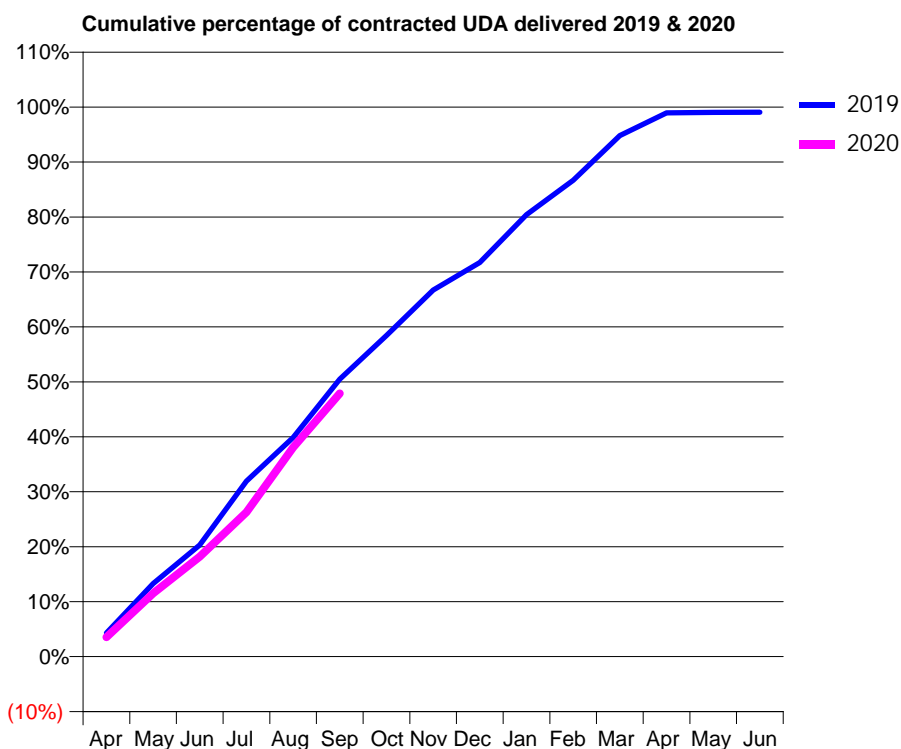
19/20 Contracted general activity (UDA)	10,784
Carry forward general activity (UDA)	0
19/20 Contracted orthodontic activity (UOA)	0
Carry forward orthodontic activity (UOA)	0
Baseline contract value	£303,393.82

ACCESS*

Patients seen in 24 months	Total	Change since previous quarter
Quarter ending September 2018	3,919	
Quarter ending December 2018	3,933	→
Quarter ending March 2019	3,916	→
Quarter ending June 2019	3,905	→
Quarter ending September 2019	3,907	→
Variance since September 2018	(0.3%)	→



ACTIVITY



Month	Adjusted Scheduled Activity (UDA)	
	2019	2020
April	491	382
May	1,513	1,241
June	2,313	1,961
July	3,637	2,835
August	4,540	4,107
September	5,747	5,164
October	6,653	
November	7,592	
December	8,164	
January	9,152	
February	9,865	
March	10,791	
April	11,263	
May	11,271	
June	11,274	

QUALITY

	Quantity	Base Number	Contract	LHB	Wales
% of FP17s for the same patient ID Re-attending within 3 months - Children	93	1,070	8.7%	8.3%	10.7%
% of FP17s for the same patient ID Re-attending within 3 months - Adults	292	2,089	14.0%	14.5%	15.4%
% of FP17s for the same patient ID Re-attending between 3 & 9 months - Children	672	1,070	62.8%	59.1%	60.1%
% of FP17s for the same patient ID Re-attending between 3 & 9 months - Adults	1,313	2,089	62.9%	57.3%	56.7%
% of FP17s for Band 1 Urgent Courses	254	2,913	8.7%	8.8%	9.1%
% of FP17s Relating to Free Repair or Replacements	17	2,913	0.6%	0.6%	0.7%
% of FP17s Relating to Continuations	8	2,913	0.3%	0.6%	0.6%
% of Patients satisfied with the dentistry they have received	12	12	100.0%	92.6%	93.0%
% of Patients satisfied with the time they had to wait for an appointment	9	12	75.0%	89.7%	87.5%

* This is based on patients treated on this contract for their most recent course of treatment. Figures in italics indicate the base number of FP17s or Patient Questionnaire responses are less than 100. N/A is shown where the base number of responses is less than 10 during the period. % is calculated as Quantity/Base number*100

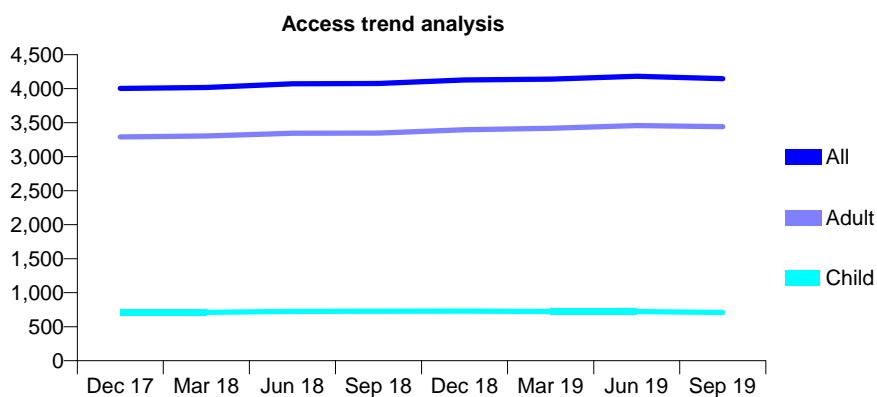
7A4 - Vital Signs At a Glance Contract Report for 130494/0001 - September 2019

Name or company name	G P O'Keeffe & J W Jones
Contract type name	GDS Contract
Purpose of contract	General
Contract start date	01/04/2011
Contract end date	

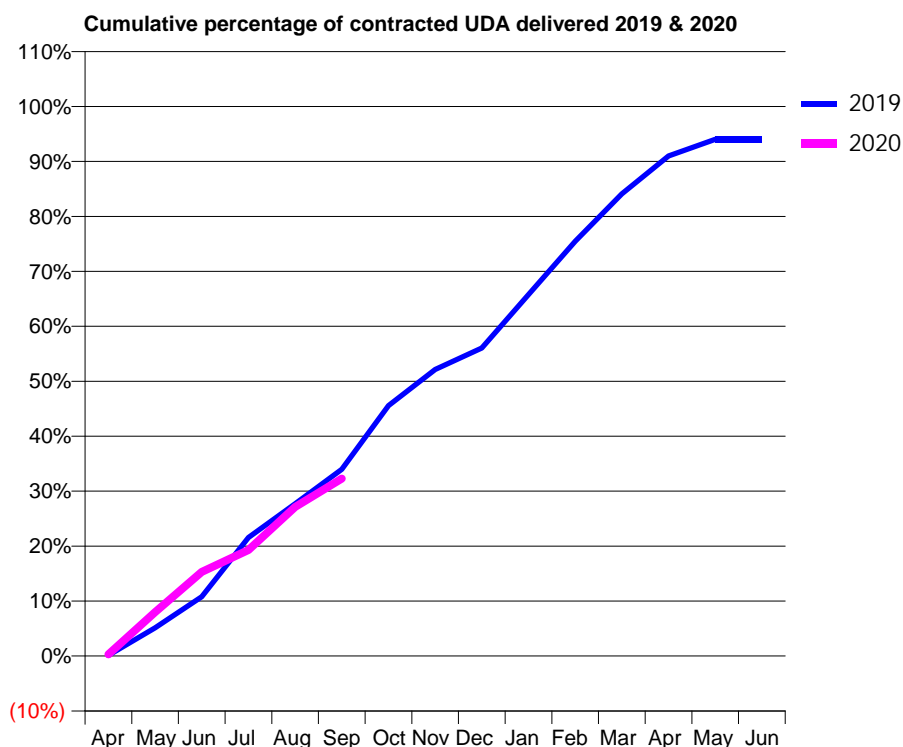
19/20 Contracted general activity (UDA)	11,538
Carry forward general activity (UDA)	0
19/20 Contracted orthodontic activity (UOA)	0
Carry forward orthodontic activity (UOA)	0
Baseline contract value	£302,949.60

ACCESS*

Patients seen in 24 months	Total	Change since previous quarter
Quarter ending September 2018	4,075	
Quarter ending December 2018	4,128	→
Quarter ending March 2019	4,141	→
Quarter ending June 2019	4,181	→
Quarter ending September 2019	4,149	→
Variance since September 2018	1.8%	→



ACTIVITY



Month	Adjusted Scheduled Activity (UDA)	
	2019	2020
April	14	36
May	594	924
June	1,243	1,764
July	2,486	2,228
August	3,196	3,129
September	3,922	3,726
October	5,257	
November	6,015	
December	6,467	
January	7,589	
February	8,710	
March	9,704	
April	10,499	
May	10,849	
June	10,849	

QUALITY

	Quantity	Base Number	Contract	LHB	Wales
% of FP17s for the same patient ID Re-attending within 3 months - Children	23	487	4.7%	8.3%	10.7%
% of FP17s for the same patient ID Re-attending within 3 months - Adults	344	2,319	14.8%	14.5%	15.4%
% of FP17s for the same patient ID Re-attending between 3 & 9 months - Children	291	487	59.8%	59.1%	60.1%
% of FP17s for the same patient ID Re-attending between 3 & 9 months - Adults	1,119	2,319	48.3%	57.3%	56.7%
% of FP17s for Band 1 Urgent Courses	345	2,225	15.5%	8.8%	9.1%
% of FP17s Relating to Free Repair or Replacements	6	2,225	0.3%	0.6%	0.7%
% of FP17s Relating to Continuations	5	2,225	0.2%	0.6%	0.6%
% of Patients satisfied with the dentistry they have received	26	27	96.3%	92.6%	93.0%
% of Patients satisfied with the time they had to wait for an appointment	26	27	96.3%	89.7%	87.5%

* This is based on patients treated on this contract for their most recent course of treatment. Figures in italics indicate the base number of FP17s or Patient Questionnaire responses are less than 100. N/A is shown where the base number of responses is less than 10 during the period. % is calculated as Quantity/Base number*100

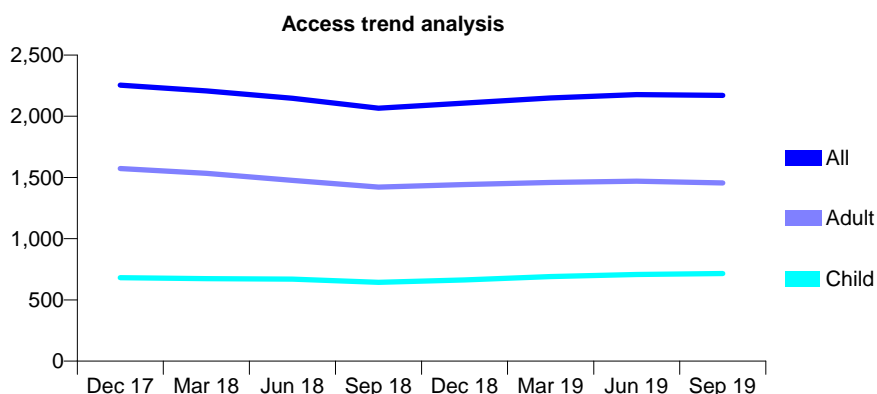
7A4 - Vital Signs At a Glance Contract Report for 136484/0001 - September 2019

Name or company name	Cardiff Smile Centre Ltd
Contract type name	GDS Contract
Purpose of contract	General
Contract start date	01/04/2013
Contract end date	

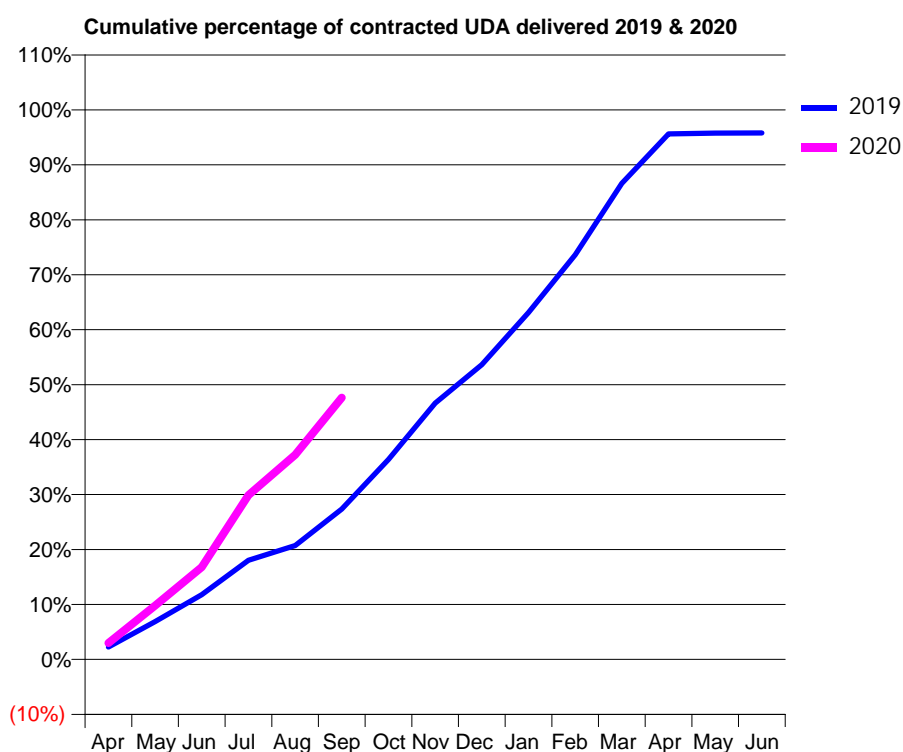
19/20 Contracted general activity (UDA)	7,750
Carry forward general activity (UDA)	0
19/20 Contracted orthodontic activity (UOA)	0
Carry forward orthodontic activity (UOA)	0
Baseline contract value	£255,080.93

ACCESS*

Patients seen in 24 months	Total	Change since previous quarter
Quarter ending September 2018	2,066	
Quarter ending December 2018	2,107	→
Quarter ending March 2019	2,150	↑
Quarter ending June 2019	2,177	→
Quarter ending September 2019	2,171	→
Variance since September 2018	5.1%	↑



ACTIVITY



Month	Adjusted Scheduled Activity (UDA)	
	2019	2020
April	175	232
May	534	759
June	914	1,300
July	1,398	2,317
August	1,606	2,886
September	2,120	3,691
October	2,819	
November	3,616	
December	4,158	
January	4,893	
February	5,708	
March	6,714	
April	7,411	
May	7,421	
June	7,424	

QUALITY

	Quantity	Base Number	Contract	LHB	Wales
% of FP17s for the same patient ID Re-attending within 3 months - Children	35	486	7.2%	8.3%	10.7%
% of FP17s for the same patient ID Re-attending within 3 months - Adults	244	1,087	22.4%	14.5%	15.4%
% of FP17s for the same patient ID Re-attending between 3 & 9 months - Children	264	486	54.3%	59.1%	60.1%
% of FP17s for the same patient ID Re-attending between 3 & 9 months - Adults	511	1,087	47.0%	57.3%	56.7%
% of FP17s for Band 1 Urgent Courses	133	1,393	9.5%	8.8%	9.1%
% of FP17s Relating to Free Repair or Replacements	30	1,393	2.2%	0.6%	0.7%
% of FP17s Relating to Continuations	4	1,393	0.3%	0.6%	0.6%
% of Patients satisfied with the dentistry they have received	2	3	N/A	92.6%	93.0%
% of Patients satisfied with the time they had to wait for an appointment	2	3	N/A	89.7%	87.5%

* This is based on patients treated on this contract for their most recent course of treatment. Figures in italics indicate the base number of FP17s or Patient Questionnaire responses are less than 100. N/A is shown where the base number of responses is less than 10 during the period. % is calculated as Quantity/Base number*100

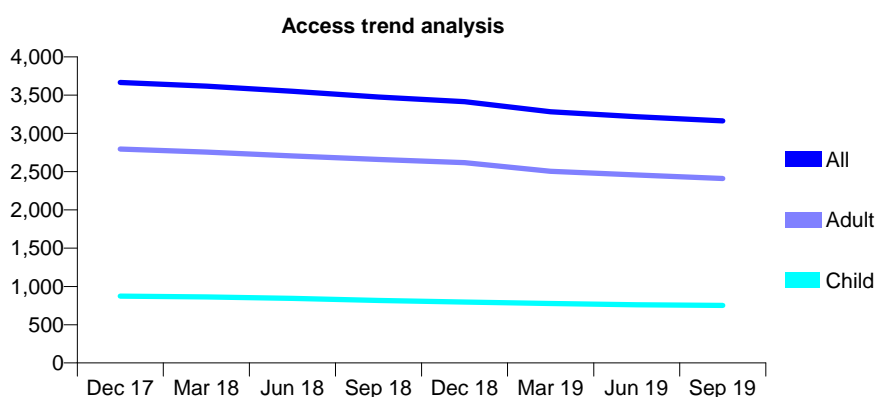
7A4 - Vital Signs At a Glance Contract Report for 140120/0001 - September 2019

Name or company name	N Dental Ltd
Contract type name	GDS Contract
Purpose of contract	General
Contract start date	01/09/2011
Contract end date	

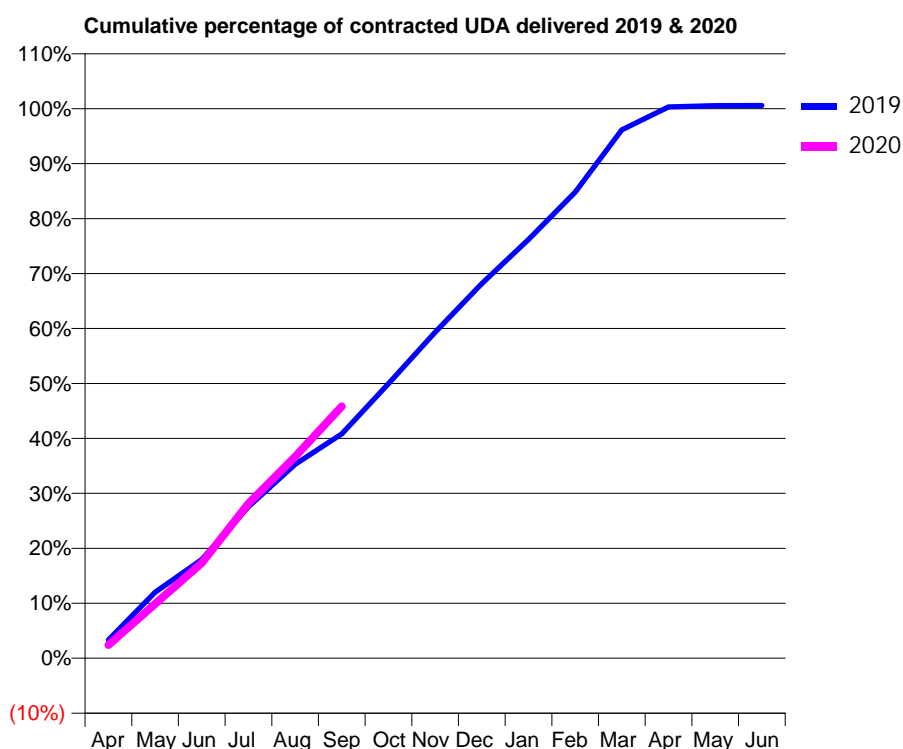
19/20 Contracted general activity (UDA)	11,075
Carry forward general activity (UDA)	0
19/20 Contracted orthodontic activity (UOA)	0
Carry forward orthodontic activity (UOA)	0
Baseline contract value	£280,142.83

ACCESS*

Patients seen in 24 months	Total	Change since previous quarter
Quarter ending September 2018	3,475	
Quarter ending December 2018	3,413	↓
Quarter ending March 2019	3,282	↓
Quarter ending June 2019	3,218	↓
Quarter ending September 2019	3,164	↓
Variance since September 2018	(8.9%)	↓



ACTIVITY



Month	2019	2020
April	370	268
May	1,332	1,096
June	1,987	1,917
July	3,052	3,116
August	3,909	4,063
September	4,522	5,076
October	5,533	
November	6,571	
December	7,548	
January	8,441	
February	9,394	
March	10,651	
April	11,109	
May	11,136	
June	11,140	

QUALITY

	Quantity	Base Number	Contract	LHB	Wales
% of FP17s for the same patient ID Re-attending within 3 months - Children	40	608	6.6%	8.3%	10.7%
% of FP17s for the same patient ID Re-attending within 3 months - Adults	298	1,985	15.0%	14.5%	15.4%
% of FP17s for the same patient ID Re-attending between 3 & 9 months - Children	388	608	63.8%	59.1%	60.1%
% of FP17s for the same patient ID Re-attending between 3 & 9 months - Adults	1,268	1,985	63.9%	57.3%	56.7%
% of FP17s for Band 1 Urgent Courses	167	2,402	7.0%	8.8%	9.1%
% of FP17s Relating to Free Repair or Replacements	10	2,402	0.4%	0.6%	0.7%
% of FP17s Relating to Continuations	13	2,402	0.5%	0.6%	0.6%
% of Patients satisfied with the dentistry they have received	4	5	N/A	92.6%	93.0%
% of Patients satisfied with the time they had to wait for an appointment	5	5	N/A	89.7%	87.5%

* This is based on patients treated on this contract for their most recent course of treatment.

Figures in italics indicate the base number of FP17s or Patient Questionnaire responses are less than 100. N/A is shown where the base number of responses is less than 10 during the period. % is calculated as Quantity/Base number*100

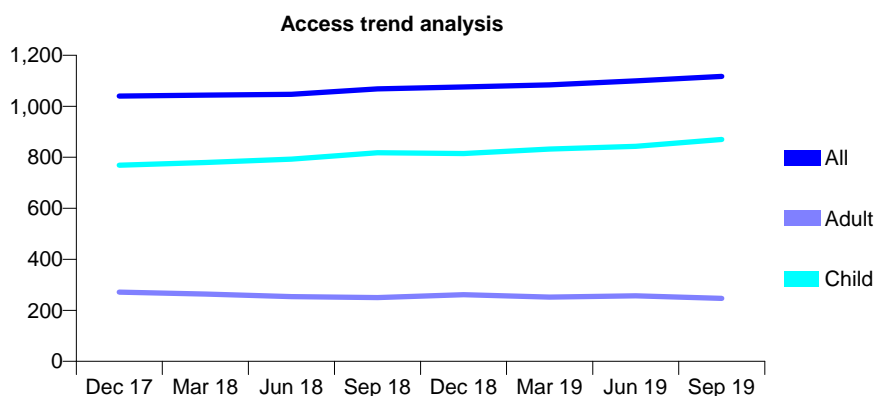
7A4 - Vital Signs At a Glance Contract Report for 140589/0001 - September 2019

Name or company name	Cowbridge Dental Care Limited
Contract type name	GDS Contract
Purpose of contract	General
Contract start date	01/09/2011
Contract end date	

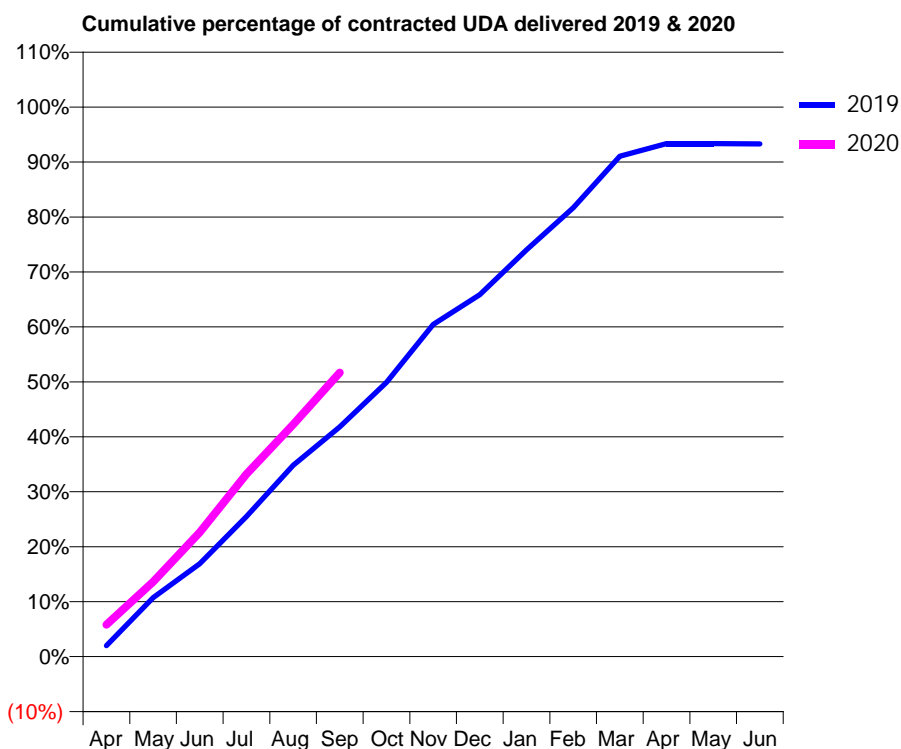
19/20 Contracted general activity (UDA)	1,999
Carry forward general activity (UDA)	0
19/20 Contracted orthodontic activity (UOA)	0
Carry forward orthodontic activity (UOA)	0
Baseline contract value	£54,936.28

ACCESS*

Patients seen in 24 months	Total	Change since previous quarter
Quarter ending September 2018	1,068	
Quarter ending December 2018	1,076	→
Quarter ending March 2019	1,084	→
Quarter ending June 2019	1,100	→
Quarter ending September 2019	1,117	→
Variance since September 2018	4.6%	↑



ACTIVITY



Month	Adjusted Scheduled Activity (UDA)	
	2019	2020
April	40	116
May	215	272
June	338	452
July	510	664
August	696	844
September	835	1,033
October	997	
November	1,208	
December	1,316	
January	1,480	
February	1,632	
March	1,820	
April	1,866	
May	1,866	
June	1,865	

QUALITY

	Quantity	Base Number	Contract	LHB	Wales
% of FP17s for the same patient ID Re-attending within 3 months - Children	59	721	8.2%	8.3%	10.7%
% of FP17s for the same patient ID Re-attending within 3 months - Adults	9	127	7.1%	14.5%	15.4%
% of FP17s for the same patient ID Re-attending between 3 & 9 months - Children	413	721	57.3%	59.1%	60.1%
% of FP17s for the same patient ID Re-attending between 3 & 9 months - Adults	53	127	41.7%	57.3%	56.7%
% of FP17s for Band 1 Urgent Courses	40	789	5.1%	8.8%	9.1%
% of FP17s Relating to Free Repair or Replacements	0	789	0.0%	0.6%	0.7%
% of FP17s Relating to Continuations	0	789	0.0%	0.6%	0.6%
% of Patients satisfied with the dentistry they have received	2	2	N/A	92.6%	93.0%
% of Patients satisfied with the time they had to wait for an appointment	2	2	N/A	89.7%	87.5%

* This is based on patients treated on this contract for their most recent course of treatment. Figures in italics indicate the base number of FP17s or Patient Questionnaire responses are less than 100. N/A is shown where the base number of responses is less than 10 during the period. % is calculated as Quantity/Base number*100

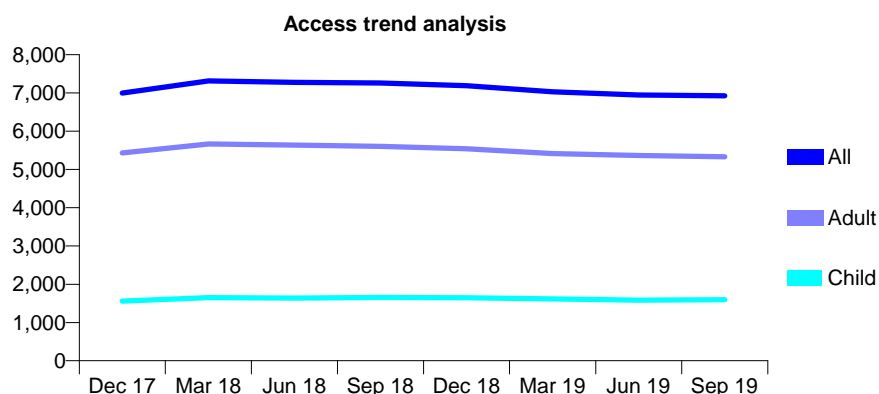
7A4 - Vital Signs At a Glance Contract Report for 140988/0001 - September 2019

Name or company name	Robert Phillips & Timothy Phillips
Contract type name	Pilot Contract
Purpose of contract	General
Contract start date	01/10/2010
Contract end date	

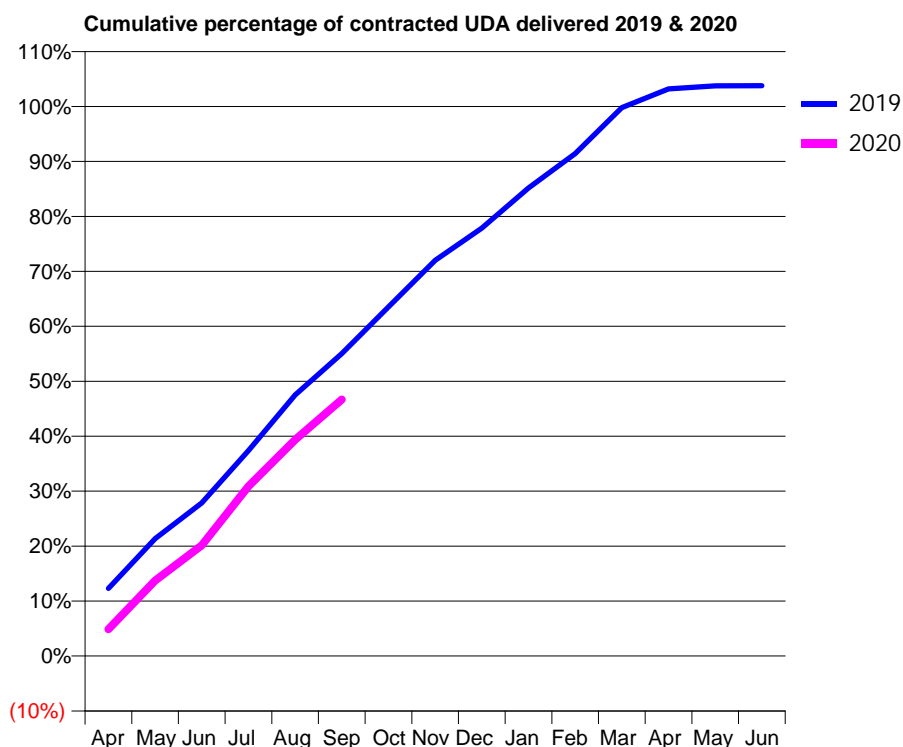
19/20 Contracted general activity (UDA)	17,589
Carry forward general activity (UDA)	0
19/20 Contracted orthodontic activity (UOA)	0
Carry forward orthodontic activity (UOA)	0
Baseline contract value	£438,017.57

ACCESS*

Patients seen in 24 months	Total	Change since previous quarter
Quarter ending September 2018	7,258	
Quarter ending December 2018	7,189	→
Quarter ending March 2019	7,028	↓
Quarter ending June 2019	6,947	↓
Quarter ending September 2019	6,924	→
Variance since September 2018	(4.6%)	↓



ACTIVITY



Month	Adjusted Scheduled Activity (UDA)	
	2019	2020
April	2,442	861
May	4,239	2,412
June	5,521	3,543
July	7,414	5,433
August	9,422	6,924
September	10,915	8,210
October	12,600	
November	14,280	
December	15,441	
January	16,890	
February	18,134	
March	19,791	
April	20,466	
May	20,574	
June	20,581	

QUALITY

	Quantity	Base Number	Contract	LHB	Wales
% of FP17s for the same patient ID Re-attending within 3 months - Children	42	924	4.5%	8.3%	10.7%
% of FP17s for the same patient ID Re-attending within 3 months - Adults	380	3,173	12.0%	14.5%	15.4%
% of FP17s for the same patient ID Re-attending between 3 & 9 months - Children	416	924	45.0%	59.1%	60.1%
% of FP17s for the same patient ID Re-attending between 3 & 9 months - Adults	1,483	3,173	46.7%	57.3%	56.7%
% of FP17s for Band 1 Urgent Courses	292	3,810	7.7%	8.8%	9.1%
% of FP17s Relating to Free Repair or Replacements	14	3,810	0.4%	0.6%	0.7%
% of FP17s Relating to Continuations	35	3,810	0.9%	0.6%	0.6%
% of Patients satisfied with the dentistry they have received	9	9	N/A	92.6%	93.0%
% of Patients satisfied with the time they had to wait for an appointment	9	9	N/A	89.7%	87.5%

* This is based on patients treated on this contract for their most recent course of treatment. Figures in italics indicate the base number of FP17s or Patient Questionnaire responses are less than 100. N/A is shown where the base number of responses is less than 10 during the period. % is calculated as Quantity/Base number*100

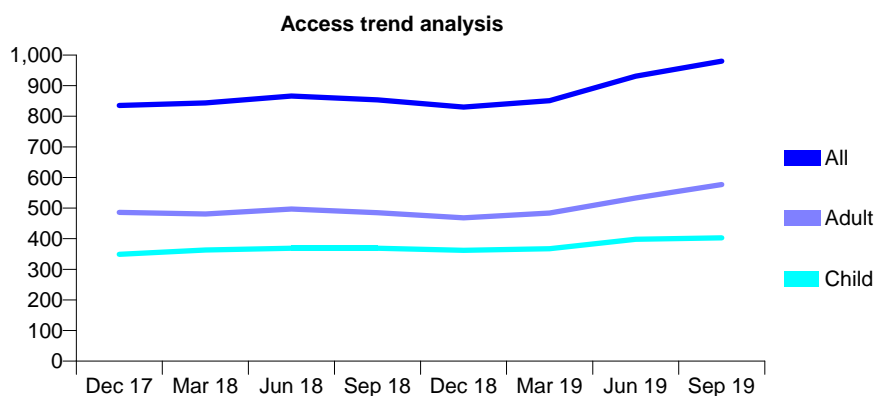
7A4 - Vital Signs At a Glance Contract Report for 142514/0001 - September 2019

Name or company name	RSDK Ltd
Contract type name	GDS Contract
Purpose of contract	General
Contract start date	01/07/2007
Contract end date	

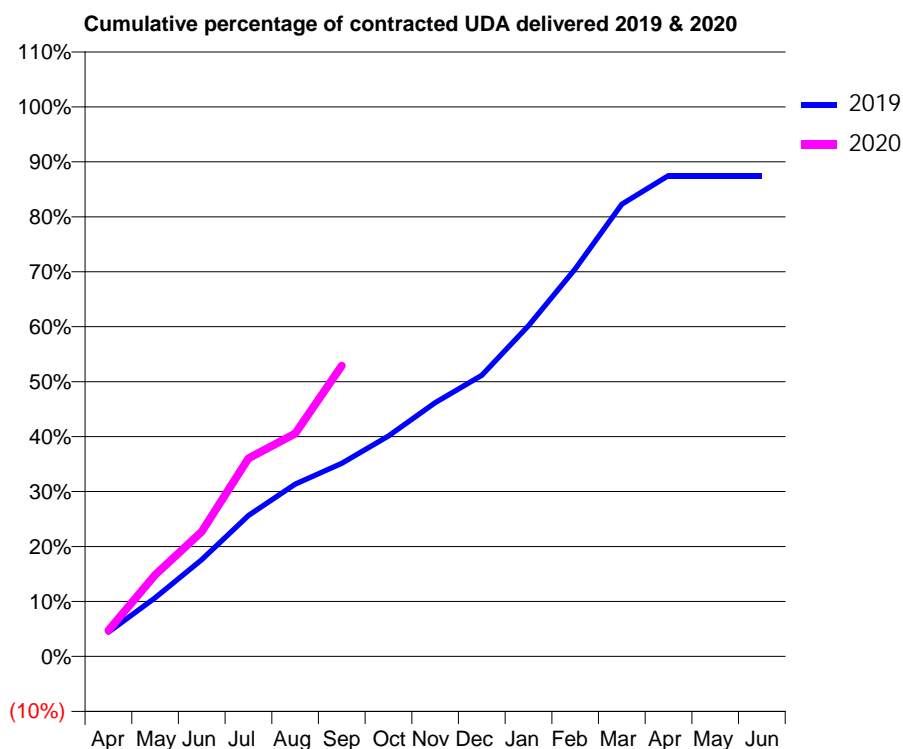
19/20 Contracted general activity (UDA)	2,369
Carry forward general activity (UDA)	0
19/20 Contracted orthodontic activity (UOA)	0
Carry forward orthodontic activity (UOA)	0
Baseline contract value	£53,598.65

ACCESS*

Patients seen in 24 months	Total	Change since previous quarter
Quarter ending September 2018	854	
Quarter ending December 2018	830	↓
Quarter ending March 2019	851	↑
Quarter ending June 2019	931	↑
Quarter ending September 2019	980	↑
Variance since September 2018	14.8%	↑



ACTIVITY



Month	Adjusted Scheduled Activity (UDA)	
	2019	2020
April	104	112
May	253	352
June	417	538
July	607	854
August	743	961
September	832	1,254
October	951	
November	1,094	
December	1,212	
January	1,425	
February	1,670	
March	1,949	
April	2,073	
May	2,073	
June	2,073	

QUALITY

	Quantity	Base Number	Contract	LHB	Wales
% of FP17s for the same patient ID Re-attending within 3 months - Children	11	267	4.1%	8.3%	10.7%
% of FP17s for the same patient ID Re-attending within 3 months - Adults	26	358	7.3%	14.5%	15.4%
% of FP17s for the same patient ID Re-attending between 3 & 9 months - Children	140	267	52.4%	59.1%	60.1%
% of FP17s for the same patient ID Re-attending between 3 & 9 months - Adults	141	358	39.4%	57.3%	56.7%
% of FP17s for Band 1 Urgent Courses	28	569	4.9%	8.8%	9.1%
% of FP17s Relating to Free Repair or Replacements	0	569	0.0%	0.6%	0.7%
% of FP17s Relating to Continuations	0	569	0.0%	0.6%	0.6%
% of Patients satisfied with the dentistry they have received	1	1	N/A	92.6%	93.0%
% of Patients satisfied with the time they had to wait for an appointment	1	1	N/A	89.7%	87.5%

* This is based on patients treated on this contract for their most recent course of treatment. Figures in italics indicate the base number of FP17s or Patient Questionnaire responses are less than 100. N/A is shown where the base number of responses is less than 10 during the period. % is calculated as Quantity/Base number*100

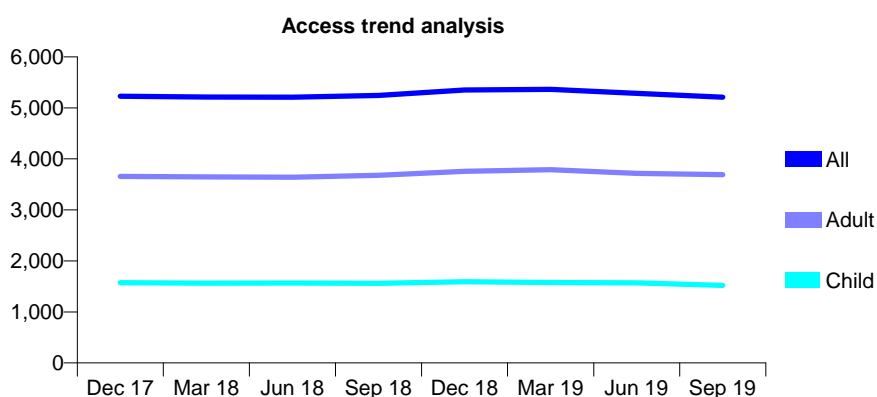
7A4 - Vital Signs At a Glance Contract Report for 151165/0002 - September 2019

Name or company name	Simon Hill Ltd
Contract type name	GDS Contract
Purpose of contract	General
Contract start date	01/09/2010
Contract end date	

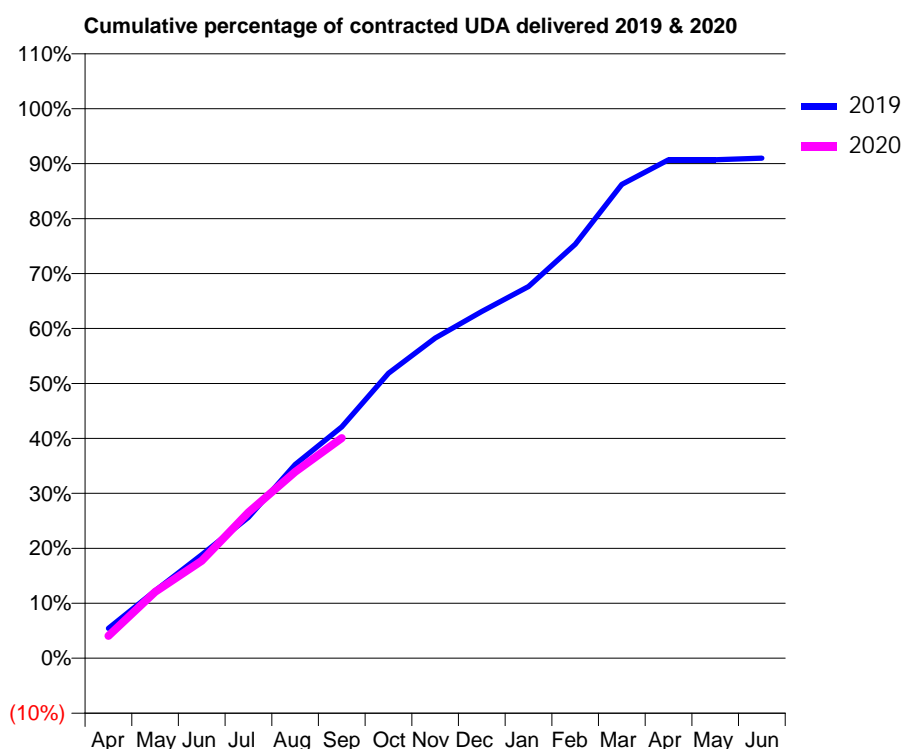
19/20 Contracted general activity (UDA)	15,820
Carry forward general activity (UDA)	0
19/20 Contracted orthodontic activity (UOA)	0
Carry forward orthodontic activity (UOA)	0
Baseline contract value	£348,937.72

ACCESS*

Patients seen in 24 months	Total	Change since previous quarter
Quarter ending September 2018	5,242	
Quarter ending December 2018	5,351	↑
Quarter ending March 2019	5,364	→
Quarter ending June 2019	5,286	↓
Quarter ending September 2019	5,209	↓
Variance since September 2018	(0.6%)	→



ACTIVITY



Month	2019	2020
April	862	642
May	1,940	1,911
June	2,977	2,806
July	4,055	4,202
August	5,577	5,365
September	6,658	6,337
October	8,202	
November	9,214	
December	9,982	
January	10,700	
February	11,913	
March	13,636	
April	14,350	
May	14,349	
June	14,395	

QUALITY

	Quantity	Base Number	Contract	LHB	Wales
% of FP17s for the same patient ID Re-attending within 3 months - Children	93	1,040	8.9%	8.3%	10.7%
% of FP17s for the same patient ID Re-attending within 3 months - Adults	330	2,525	13.1%	14.5%	15.4%
% of FP17s for the same patient ID Re-attending between 3 & 9 months - Children	583	1,040	56.1%	59.1%	60.1%
% of FP17s for the same patient ID Re-attending between 3 & 9 months - Adults	1,493	2,525	59.1%	57.3%	56.7%
% of FP17s for Band 1 Urgent Courses	217	3,164	6.9%	8.8%	9.1%
% of FP17s Relating to Free Repair or Replacements	33	3,164	1.0%	0.6%	0.7%
% of FP17s Relating to Continuations	3	3,164	0.1%	0.6%	0.6%
% of Patients satisfied with the dentistry they have received	4	4	N/A	92.6%	93.0%
% of Patients satisfied with the time they had to wait for an appointment	4	4	N/A	89.7%	87.5%

* This is based on patients treated on this contract for their most recent course of treatment.

Figures in italics indicate the base number of FP17s or Patient Questionnaire responses are less than 100. N/A is shown where the base number of responses is less than 10 during the period. % is calculated as Quantity/Base number*100

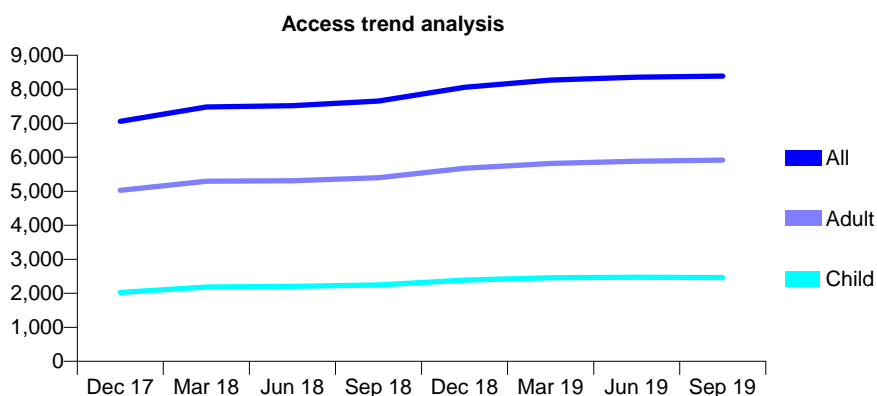
7A4 - Vital Signs At a Glance Contract Report for 154245/0001 - September 2019

Name or company name	Restore Dental Group
Contract type name	GDS Contract
Purpose of contract	General
Contract start date	01/04/2013
Contract end date	

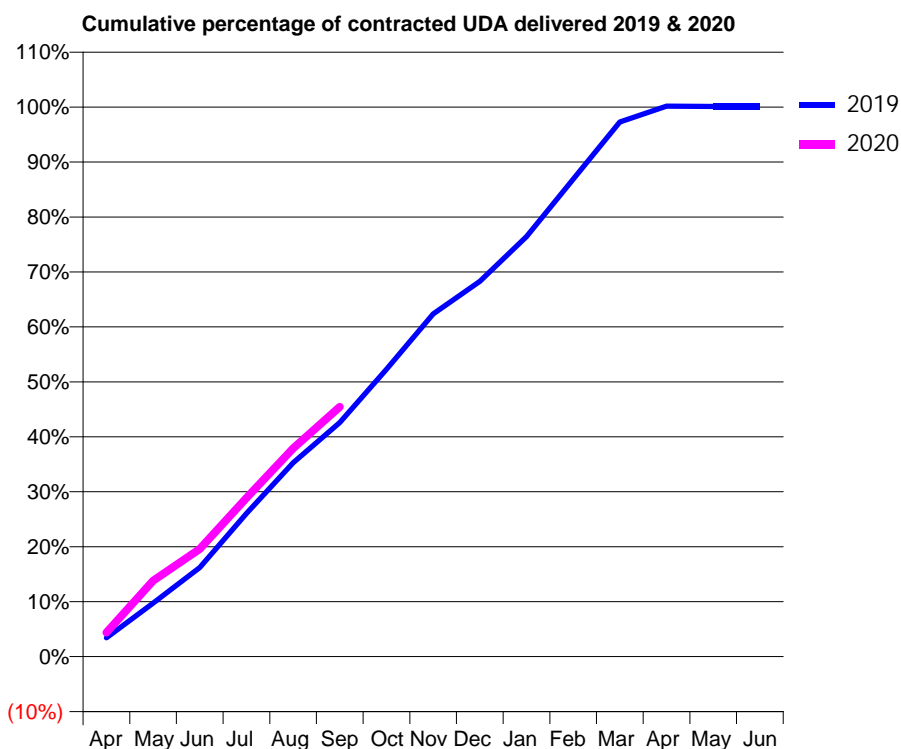
19/20 Contracted general activity (UDA)	25,220
Carry forward general activity (UDA)	0
19/20 Contracted orthodontic activity (UOA)	0
Carry forward orthodontic activity (UOA)	0
Baseline contract value	£590,159.22

ACCESS*

Patients seen in 24 months	Total	Change since previous quarter
Quarter ending September 2018	7,653	
Quarter ending December 2018	8,060	↑
Quarter ending March 2019	8,273	↑
Quarter ending June 2019	8,355	→
Quarter ending September 2019	8,385	→
Variance since September 2018	9.6%	↑



ACTIVITY



Month	Adjusted Scheduled Activity (UDA)	
	2019	2020
April	866	1,102
May	2,457	3,488
June	4,090	4,940
July	6,568	7,281
August	8,894	9,556
September	10,746	11,461
October	13,184	
November	15,724	
December	17,217	
January	19,274	
February	21,910	
March	24,530	
April	25,260	
May	25,249	
June	25,249	

QUALITY

	Quantity	Base Number	Contract	LHB	Wales
% of FP17s for the same patient ID Re-attending within 3 months - Children	116	1,488	7.8%	8.3%	10.7%
% of FP17s for the same patient ID Re-attending within 3 months - Adults	616	3,930	15.7%	14.5%	15.4%
% of FP17s for the same patient ID Re-attending between 3 & 9 months - Children	737	1,488	49.5%	59.1%	60.1%
% of FP17s for the same patient ID Re-attending between 3 & 9 months - Adults	2,243	3,930	57.1%	57.3%	56.7%
% of FP17s for Band 1 Urgent Courses	433	5,083	8.5%	8.8%	9.1%
% of FP17s Relating to Free Repair or Replacements	82	5,083	1.6%	0.6%	0.7%
% of FP17s Relating to Continuations	56	5,083	1.1%	0.6%	0.6%
% of Patients satisfied with the dentistry they have received	11	11	100.0%	92.6%	93.0%
% of Patients satisfied with the time they had to wait for an appointment	11	11	100.0%	89.7%	87.5%

* This is based on patients treated on this contract for their most recent course of treatment. Figures in italics indicate the base number of FP17s or Patient Questionnaire responses are less than 100. N/A is shown where the base number of responses is less than 10 during the period. % is calculated as Quantity/Base number*100

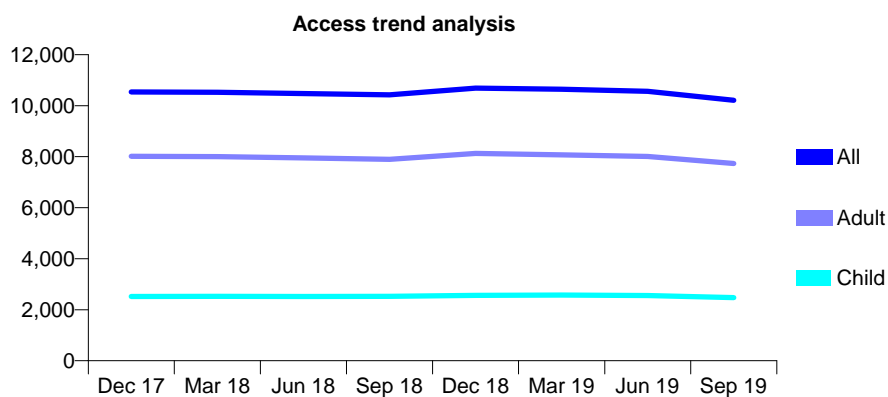
7A4 - Vital Signs At a Glance Contract Report for 154245/0002 - September 2019

Name or company name	Restore Dental Group
Contract type name	GDS Contract
Purpose of contract	General
Contract start date	01/04/2013
Contract end date	

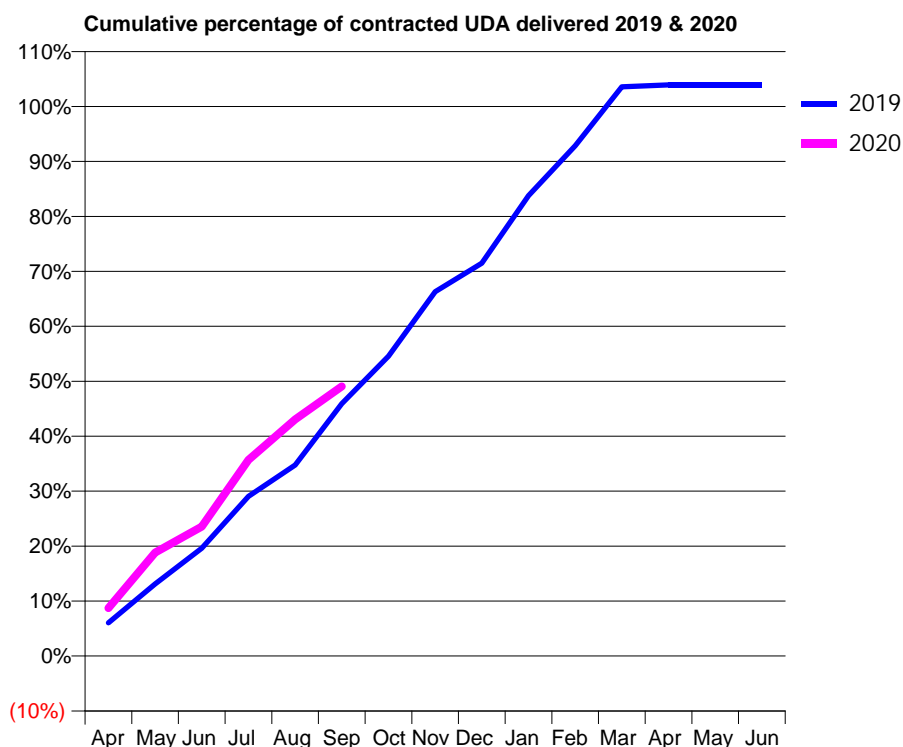
19/20 Contracted general activity (UDA)	31,265
Carry forward general activity (UDA)	0
19/20 Contracted orthodontic activity (UOA)	0
Carry forward orthodontic activity (UOA)	0
Baseline contract value	£790,299.62

ACCESS*

Patients seen in 24 months	Total	Change since previous quarter
Quarter ending September 2018	10,426	
Quarter ending December 2018	10,689	↑
Quarter ending March 2019	10,642	→
Quarter ending June 2019	10,565	→
Quarter ending September 2019	10,209	↓
Variance since September 2018	(2.1%)	↓



ACTIVITY



Month	Adjusted Scheduled Activity (UDA)	
	2019	2020
April	1,892	2,724
May	4,102	5,880
June	6,137	7,364
July	9,089	11,160
August	10,867	13,463
September	14,348	15,337
October	17,056	
November	20,721	
December	22,350	
January	26,184	
February	29,031	
March	32,386	
April	32,494	
May	32,494	
June	32,494	

QUALITY

	Quantity	Base Number	Contract	LHB	Wales
% of FP17s for the same patient ID Re-attending within 3 months - Children	114	1,563	7.3%	8.3%	10.7%
% of FP17s for the same patient ID Re-attending within 3 months - Adults	868	5,004	17.3%	14.5%	15.4%
% of FP17s for the same patient ID Re-attending between 3 & 9 months - Children	806	1,563	51.6%	59.1%	60.1%
% of FP17s for the same patient ID Re-attending between 3 & 9 months - Adults	2,662	5,004	53.2%	57.3%	56.7%
% of FP17s for Band 1 Urgent Courses	625	6,486	9.6%	8.8%	9.1%
% of FP17s Relating to Free Repair or Replacements	72	6,486	1.1%	0.6%	0.7%
% of FP17s Relating to Continuations	76	6,486	1.2%	0.6%	0.6%
% of Patients satisfied with the dentistry they have received	10	11	90.9%	92.6%	93.0%
% of Patients satisfied with the time they had to wait for an appointment	10	11	90.9%	89.7%	87.5%

* This is based on patients treated on this contract for their most recent course of treatment. Figures in italics indicate the base number of FP17s or Patient Questionnaire responses are less than 100. N/A is shown where the base number of responses is less than 10 during the period. % is calculated as Quantity/Base number*100

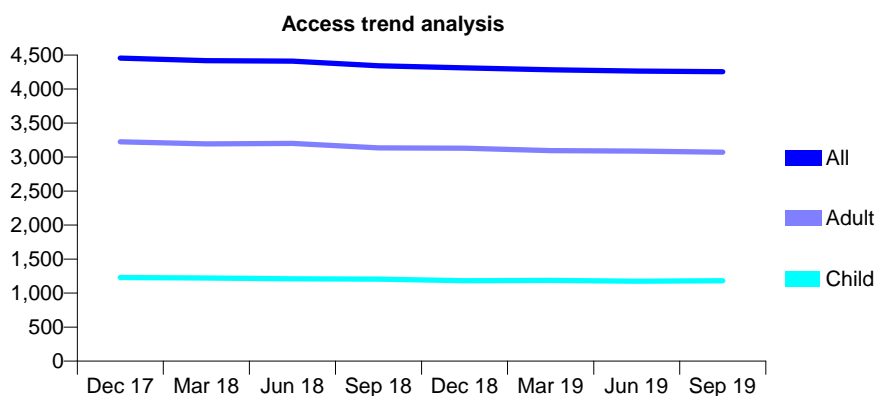
7A4 - Vital Signs At a Glance Contract Report for 154504/0001 - September 2019

Name or company name	Alison Jones Ltd
Contract type name	Pilot Contract
Purpose of contract	General
Contract start date	01/08/2013
Contract end date	

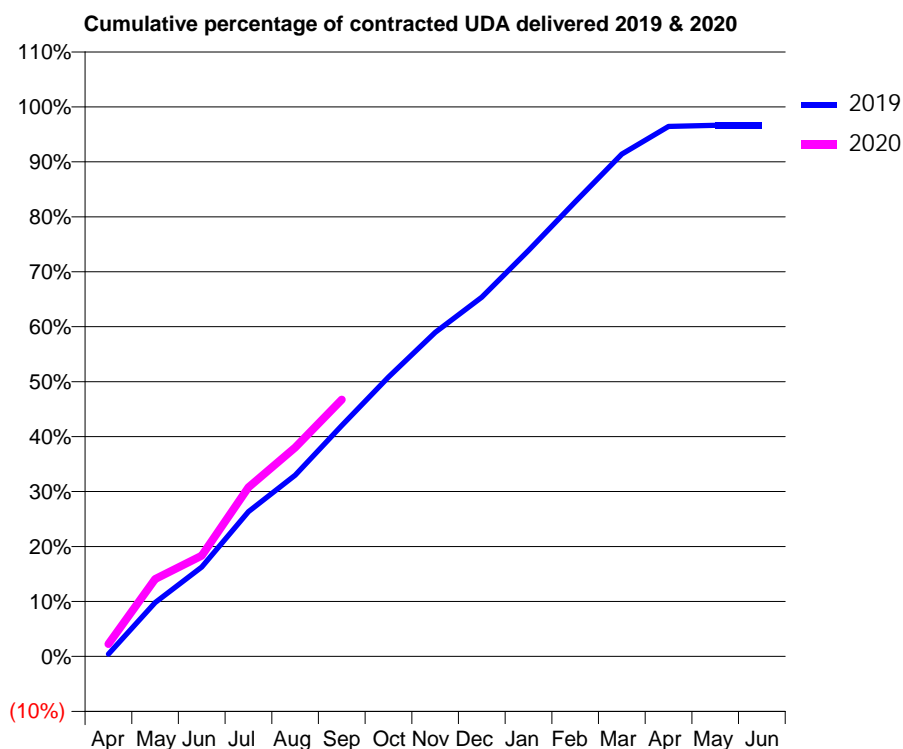
19/20 Contracted general activity (UDA)	12,873
Carry forward general activity (UDA)	0
19/20 Contracted orthodontic activity (UOA)	0
Carry forward orthodontic activity (UOA)	0
Baseline contract value	£357,559.60

ACCESS*

Patients seen in 24 months	Total	Change since previous quarter
Quarter ending September 2018	4,343	
Quarter ending December 2018	4,313	→
Quarter ending March 2019	4,283	→
Quarter ending June 2019	4,264	→
Quarter ending September 2019	4,255	→
Variance since September 2018	(2.0%)	↓



ACTIVITY



Month	Adjusted Scheduled Activity (UDA)	
	2019	2020
April	57	291
May	1,341	1,814
June	2,226	2,361
July	3,604	3,964
August	4,513	4,894
September	5,747	6,016
October	6,955	
November	8,066	
December	8,940	
January	10,104	
February	11,314	
March	12,505	
April	13,194	
May	13,220	
June	13,221	

QUALITY

	Quantity	Base Number	Contract	LHB	Wales
% of FP17s for the same patient ID Re-attending within 3 months - Children	65	764	8.5%	8.3%	10.7%
% of FP17s for the same patient ID Re-attending within 3 months - Adults	417	2,200	19.0%	14.5%	15.4%
% of FP17s for the same patient ID Re-attending between 3 & 9 months - Children	388	764	50.8%	59.1%	60.1%
% of FP17s for the same patient ID Re-attending between 3 & 9 months - Adults	1,202	2,200	54.6%	57.3%	56.7%
% of FP17s for Band 1 Urgent Courses	375	2,710	13.8%	8.8%	9.1%
% of FP17s Relating to Free Repair or Replacements	2	2,710	0.1%	0.6%	0.7%
% of FP17s Relating to Continuations	22	2,710	0.8%	0.6%	0.6%
% of Patients satisfied with the dentistry they have received	8	8	N/A	92.6%	93.0%
% of Patients satisfied with the time they had to wait for an appointment	8	8	N/A	89.7%	87.5%

* This is based on patients treated on this contract for their most recent course of treatment. Figures in italics indicate the base number of FP17s or Patient Questionnaire responses are less than 100. N/A is shown where the base number of responses is less than 10 during the period. % is calculated as Quantity/Base number*100

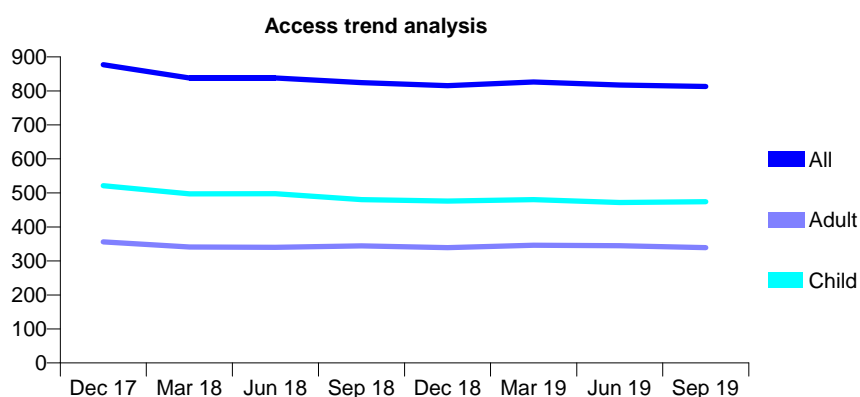
7A4 - Vital Signs At a Glance Contract Report for 154504/0002 - September 2019

Name or company name	Alison Jones Ltd
Contract type name	Pilot Contract
Purpose of contract	General
Contract start date	01/08/2013
Contract end date	

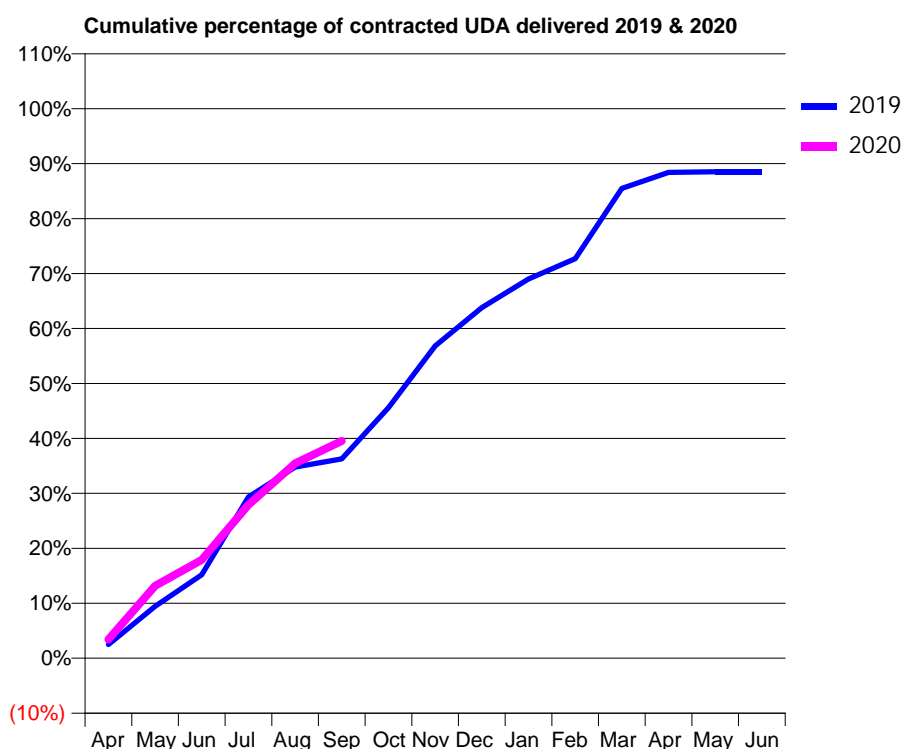
19/20 Contracted general activity (UDA)	2,070
Carry forward general activity (UDA)	0
19/20 Contracted orthodontic activity (UOA)	0
Carry forward orthodontic activity (UOA)	0
Baseline contract value	£60,907.50

ACCESS*

Patients seen in 24 months	Total	Change since previous quarter
Quarter ending September 2018	824	
Quarter ending December 2018	815	↓
Quarter ending March 2019	826	→
Quarter ending June 2019	817	↓
Quarter ending September 2019	813	→
Variance since September 2018	(1.3%)	↓



ACTIVITY



Month	2019	2020
April	57	71
May	218	273
June	350	370
July	675	578
August	800	734
September	834	819
October	1,048	
November	1,307	
December	1,467	
January	1,587	
February	1,672	
March	1,966	
April	2,033	
May	2,036	
June	2,036	

QUALITY

	Quantity	Base Number	Contract	LHB	Wales
% of FP17s for the same patient ID Re-attending within 3 months - Children	16	296	5.4%	8.3%	10.7%
% of FP17s for the same patient ID Re-attending within 3 months - Adults	37	199	18.6%	14.5%	15.4%
% of FP17s for the same patient ID Re-attending between 3 & 9 months - Children	159	296	53.7%	59.1%	60.1%
% of FP17s for the same patient ID Re-attending between 3 & 9 months - Adults	90	199	45.2%	57.3%	56.7%
% of FP17s for Band 1 Urgent Courses	23	457	5.0%	8.8%	9.1%
% of FP17s Relating to Free Repair or Replacements	0	457	0.0%	0.6%	0.7%
% of FP17s Relating to Continuations	2	457	0.4%	0.6%	0.6%
% of Patients satisfied with the dentistry they have received	1	1	N/A	92.6%	93.0%
% of Patients satisfied with the time they had to wait for an appointment	1	1	N/A	89.7%	87.5%

* This is based on patients treated on this contract for their most recent course of treatment. Figures in italics indicate the base number of FP17s or Patient Questionnaire responses are less than 100. N/A is shown where the base number of responses is less than 10 during the period. % is calculated as Quantity/Base number*100

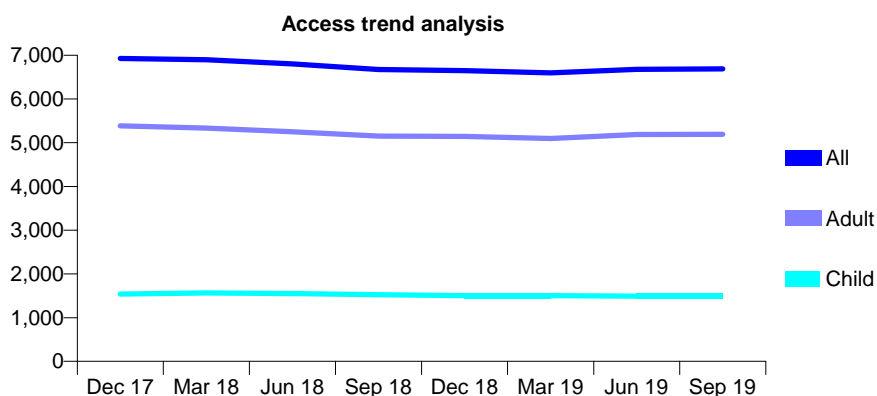
7A4 - Vital Signs At a Glance Contract Report for 157481/0001 - September 2019

Name or company name	Birchwood Health Ltd
Contract type name	GDS Contract
Purpose of contract	General
Contract start date	01/09/2009
Contract end date	

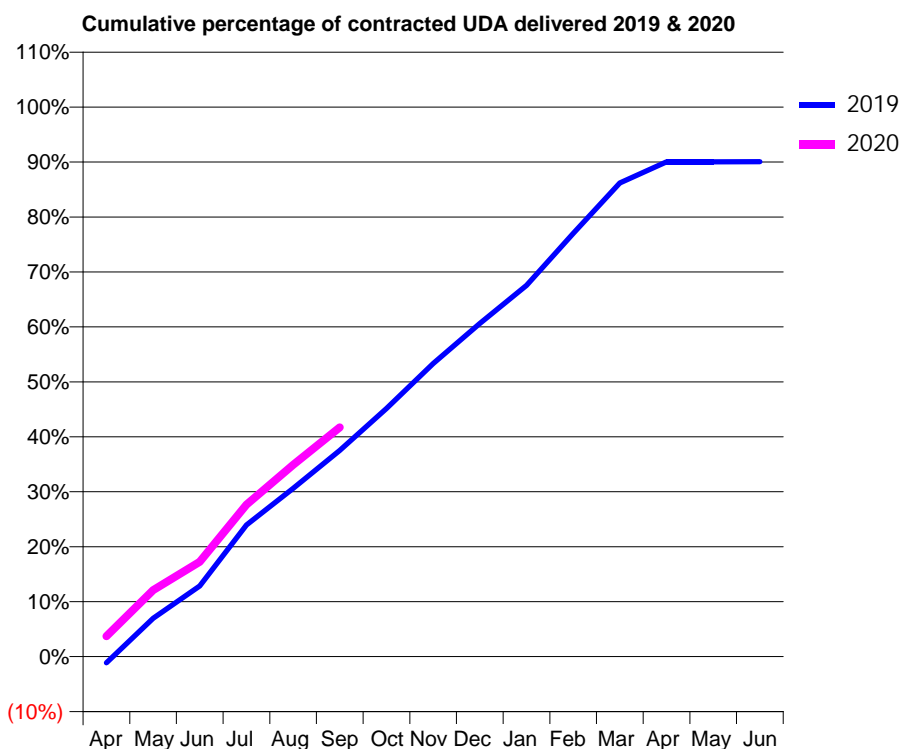
19/20 Contracted general activity (UDA)	25,295
Carry forward general activity (UDA)	0
19/20 Contracted orthodontic activity (UOA)	0
Carry forward orthodontic activity (UOA)	0
Baseline contract value	£590,575.70

ACCESS*

Patients seen in 24 months	Total	Change since previous quarter
Quarter ending September 2018	6,674	
Quarter ending December 2018	6,648	→
Quarter ending March 2019	6,596	→
Quarter ending June 2019	6,678	→
Quarter ending September 2019	6,687	→
Variance since September 2018	0.2%	→



ACTIVITY



Month	Adjusted Scheduled Activity (UDA)	
	2019	2020
April	-290	942
May	1,767	3,062
June	3,252	4,366
July	6,060	6,998
August	7,746	8,831
September	9,494	10,555
October	11,419	
November	13,492	
December	15,332	
January	17,083	
February	19,480	
March	21,798	
April	22,768	
May	22,777	
June	22,781	

QUALITY

	Quantity	Base Number	Contract	LHB	Wales
% of FP17s for the same patient ID Re-attending within 3 months - Children	64	1,071	6.0%	8.3%	10.7%
% of FP17s for the same patient ID Re-attending within 3 months - Adults	637	3,912	16.3%	14.5%	15.4%
% of FP17s for the same patient ID Re-attending between 3 & 9 months - Children	560	1,071	52.3%	59.1%	60.1%
% of FP17s for the same patient ID Re-attending between 3 & 9 months - Adults	2,141	3,912	54.7%	57.3%	56.7%
% of FP17s for Band 1 Urgent Courses	408	4,590	8.9%	8.8%	9.1%
% of FP17s Relating to Free Repair or Replacements	38	4,590	0.8%	0.6%	0.7%
% of FP17s Relating to Continuations	73	4,590	1.6%	0.6%	0.6%
% of Patients satisfied with the dentistry they have received	13	16	81.3%	92.6%	93.0%
% of Patients satisfied with the time they had to wait for an appointment	13	16	81.3%	89.7%	87.5%

* This is based on patients treated on this contract for their most recent course of treatment. Figures in italics indicate the base number of FP17s or Patient Questionnaire responses are less than 100. N/A is shown where the base number of responses is less than 10 during the period. % is calculated as Quantity/Base number*100

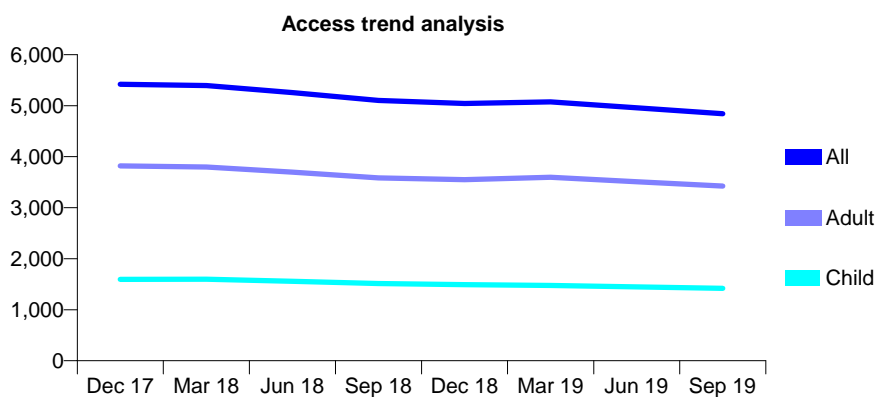
7A4 - Vital Signs At a Glance Contract Report for 158194/0014 - September 2019

Name or company name	Denticare Ltd
Contract type name	GDS Contract
Purpose of contract	General
Contract start date	06/01/2007
Contract end date	

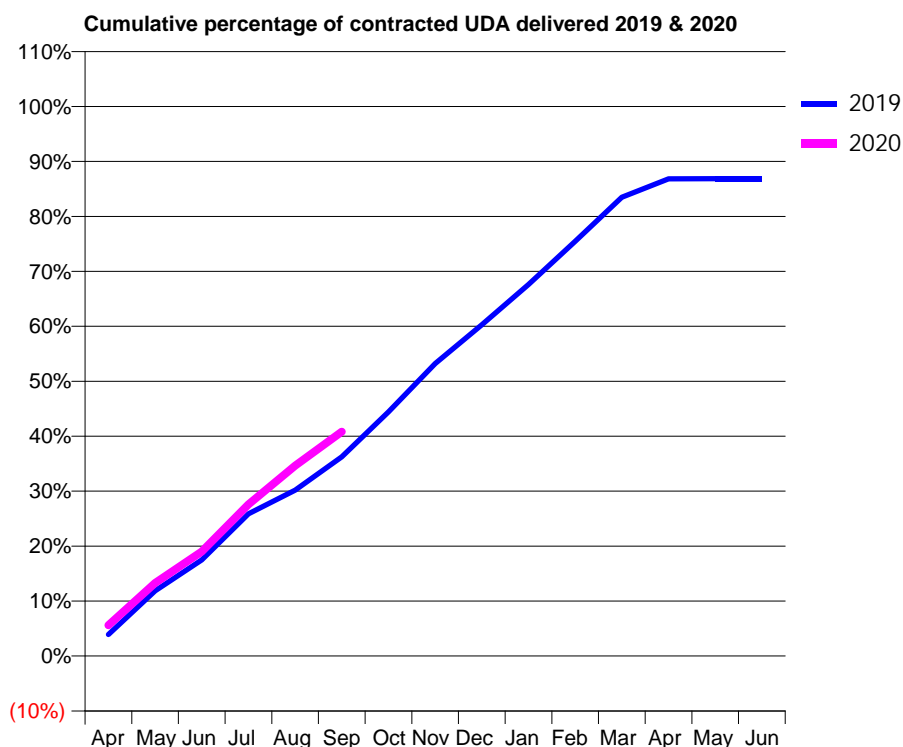
19/20 Contracted general activity (UDA)	17,966
Carry forward general activity (UDA)	0
19/20 Contracted orthodontic activity (UOA)	0
Carry forward orthodontic activity (UOA)	0
Baseline contract value	£452,799.40

ACCESS*

Patients seen in 24 months	Total	Change since previous quarter
Quarter ending September 2018	5,102	
Quarter ending December 2018	5,041	↓
Quarter ending March 2019	5,073	→
Quarter ending June 2019	4,959	↓
Quarter ending September 2019	4,844	↓
Variance since September 2018	(5.1%)	↓



ACTIVITY



Month	Adjusted Scheduled Activity (UDA)	
	2019	2020
April	703	1,011
May	2,132	2,392
June	3,139	3,415
July	4,652	4,958
August	5,424	6,223
September	6,510	7,330
October	7,982	
November	9,564	
December	10,827	
January	12,143	
February	13,560	
March	15,001	
April	15,603	
May	15,606	
June	15,606	

QUALITY

	Quantity	Base Number	Contract	LHB	Wales
% of FP17s for the same patient ID Re-attending within 3 months - Children	54	912	5.9%	8.3%	10.7%
% of FP17s for the same patient ID Re-attending within 3 months - Adults	344	2,398	14.3%	14.5%	15.4%
% of FP17s for the same patient ID Re-attending between 3 & 9 months - Children	554	912	60.7%	59.1%	60.1%
% of FP17s for the same patient ID Re-attending between 3 & 9 months - Adults	1,425	2,398	59.4%	57.3%	56.7%
% of FP17s for Band 1 Urgent Courses	318	3,102	10.3%	8.8%	9.1%
% of FP17s Relating to Free Repair or Replacements	8	3,102	0.3%	0.6%	0.7%
% of FP17s Relating to Continuations	22	3,102	0.7%	0.6%	0.6%
% of Patients satisfied with the dentistry they have received	3	4	N/A	92.6%	93.0%
% of Patients satisfied with the time they had to wait for an appointment	4	4	N/A	89.7%	87.5%

* This is based on patients treated on this contract for their most recent course of treatment. Figures in italics indicate the base number of FP17s or Patient Questionnaire responses are less than 100. N/A is shown where the base number of responses is less than 10 during the period. % is calculated as Quantity/Base number*100

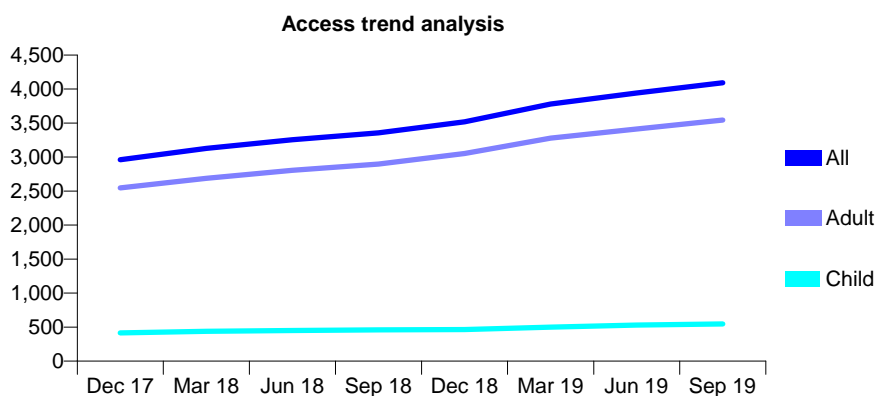
7A4 - Vital Signs At a Glance Contract Report for 158194/0020 - September 2019

Name or company name	Denticare Ltd
Contract type name	GDS Contract
Purpose of contract	General
Contract start date	01/05/2008
Contract end date	

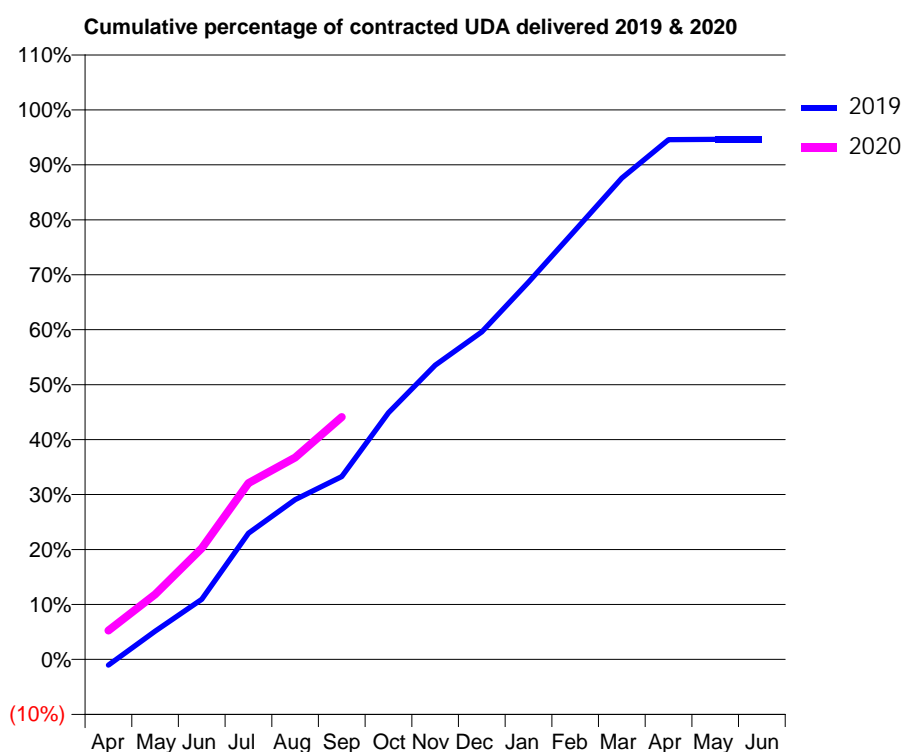
19/20 Contracted general activity (UDA)	12,620
Carry forward general activity (UDA)	0
19/20 Contracted orthodontic activity (UOA)	0
Carry forward orthodontic activity (UOA)	0
Baseline contract value	£315,922.68

ACCESS*

Patients seen in 24 months	Total	Change since previous quarter
Quarter ending September 2018	3,356	
Quarter ending December 2018	3,518	↑
Quarter ending March 2019	3,779	↑
Quarter ending June 2019	3,943	↑
Quarter ending September 2019	4,093	↑
Variance since September 2018	22.0%	↑



ACTIVITY



Month	2019	2020
April	-133	662
May	652	1,497
June	1,380	2,553
July	2,899	4,047
August	3,670	4,635
September	4,201	5,565
October	5,666	
November	6,758	
December	7,519	
January	8,666	
February	9,861	
March	11,055	
April	11,937	
May	11,942	
June	11,942	

QUALITY

	Quantity	Base Number	Contract	LHB	Wales
% of FP17s for the same patient ID Re-attending within 3 months - Children	14	350	4.0%	8.3%	10.7%
% of FP17s for the same patient ID Re-attending within 3 months - Adults	172	2,090	8.2%	14.5%	15.4%
% of FP17s for the same patient ID Re-attending between 3 & 9 months - Children	180	350	51.4%	59.1%	60.1%
% of FP17s for the same patient ID Re-attending between 3 & 9 months - Adults	1,035	2,090	49.5%	57.3%	56.7%
% of FP17s for Band 1 Urgent Courses	106	2,150	4.9%	8.8%	9.1%
% of FP17s Relating to Free Repair or Replacements	6	2,150	0.3%	0.6%	0.7%
% of FP17s Relating to Continuations	9	2,150	0.4%	0.6%	0.6%
% of Patients satisfied with the dentistry they have received	10	11	90.9%	92.6%	93.0%
% of Patients satisfied with the time they had to wait for an appointment	9	11	81.8%	89.7%	87.5%

* This is based on patients treated on this contract for their most recent course of treatment. Figures in italics indicate the base number of FP17s or Patient Questionnaire responses are less than 100. N/A is shown where the base number of responses is less than 10 during the period. % is calculated as Quantity/Base number*100

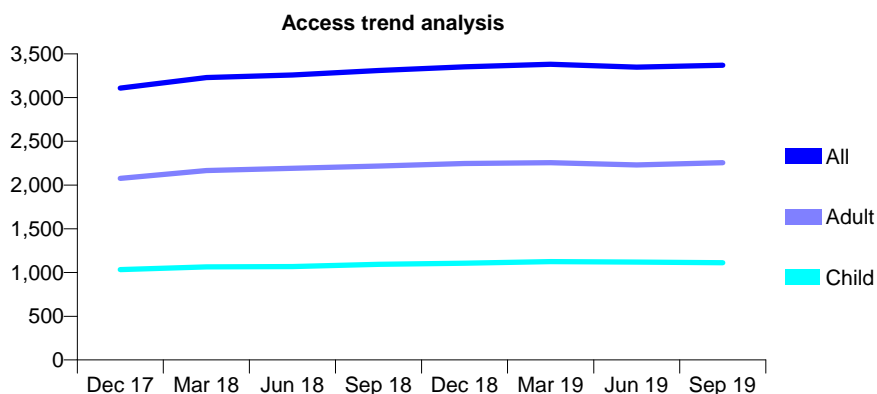
7A4 - Vital Signs At a Glance Contract Report for 158429/0001 - September 2019

Name or company name	PD Care Limited
Contract type name	GDS Contract
Purpose of contract	General
Contract start date	01/10/2011
Contract end date	

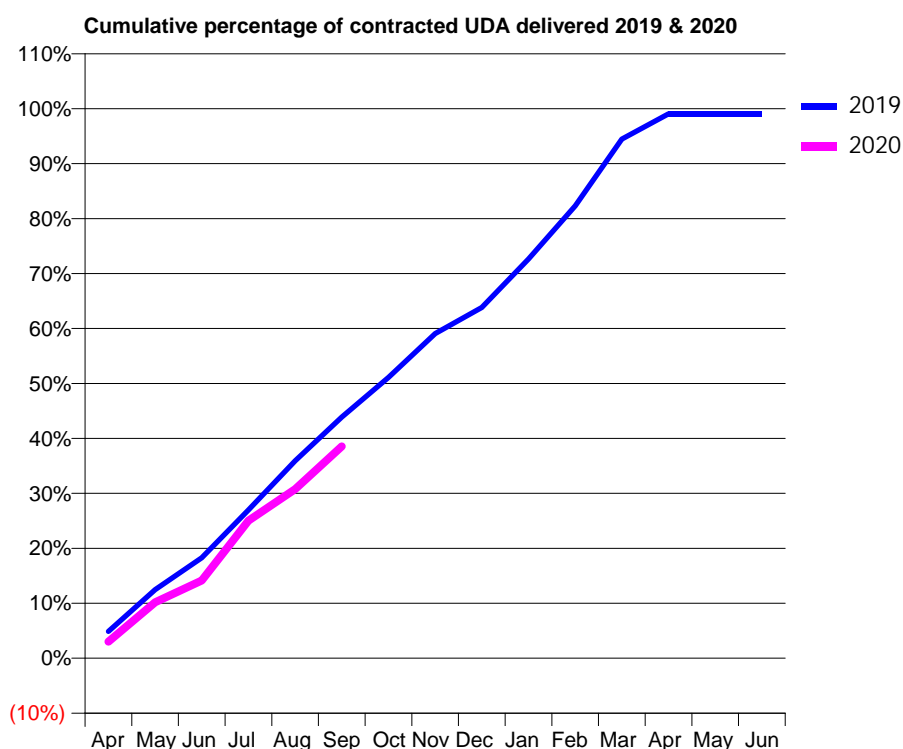
19/20 Contracted general activity (UDA)	10,160
Carry forward general activity (UDA)	0
19/20 Contracted orthodontic activity (UOA)	0
Carry forward orthodontic activity (UOA)	0
Baseline contract value	£255,205.41

ACCESS*

Patients seen in 24 months	Total	Change since previous quarter
Quarter ending September 2018	3,310	
Quarter ending December 2018	3,351	→
Quarter ending March 2019	3,381	→
Quarter ending June 2019	3,349	→
Quarter ending September 2019	3,369	→
Variance since September 2018	1.8%	→



ACTIVITY



Month	2019	2020
April	496	306
May	1,267	1,035
June	1,858	1,435
July	2,742	2,543
August	3,651	3,126
September	4,459	3,917
October	5,191	
November	6,002	
December	6,483	
January	7,380	
February	8,364	
March	9,596	
April	10,063	
May	10,064	
June	10,064	

QUALITY

	Quantity	Base Number	Contract	LHB	Wales
% of FP17s for the same patient ID Re-attending within 3 months - Children	33	745	4.4%	8.3%	10.7%
% of FP17s for the same patient ID Re-attending within 3 months - Adults	213	1,679	12.7%	14.5%	15.4%
% of FP17s for the same patient ID Re-attending between 3 & 9 months - Children	542	745	72.8%	59.1%	60.1%
% of FP17s for the same patient ID Re-attending between 3 & 9 months - Adults	1,081	1,679	64.4%	57.3%	56.7%
% of FP17s for Band 1 Urgent Courses	83	2,225	3.7%	8.8%	9.1%
% of FP17s Relating to Free Repair or Replacements	9	2,225	0.4%	0.6%	0.7%
% of FP17s Relating to Continuations	15	2,225	0.7%	0.6%	0.6%
% of Patients satisfied with the dentistry they have received	21	23	91.3%	92.6%	93.0%
% of Patients satisfied with the time they had to wait for an appointment	21	23	91.3%	89.7%	87.5%

* This is based on patients treated on this contract for their most recent course of treatment.

Figures in italics indicate the base number of FP17s or Patient Questionnaire responses are less than 100. N/A is shown where the base number of responses is less than 10 during the period. % is calculated as Quantity/Base number*100

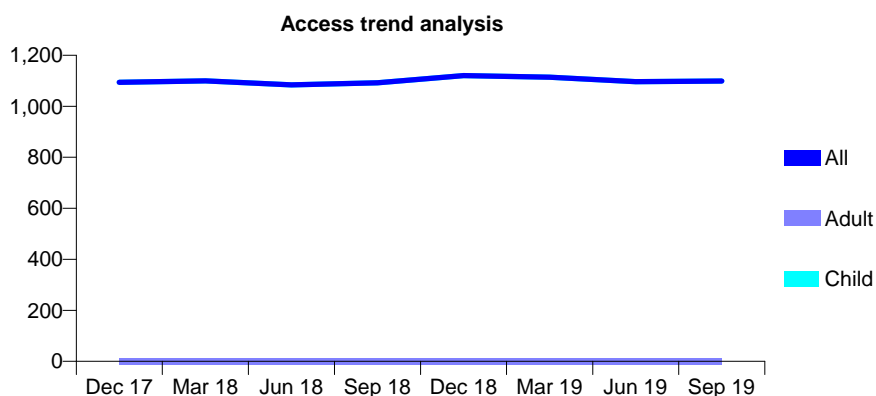
7A4 - Vital Signs At a Glance Contract Report for 159573/0001 - September 2019

Name or company name	S M Clark Limited
Contract type name	GDS Contract
Purpose of contract	General
Contract start date	01/11/2012
Contract end date	

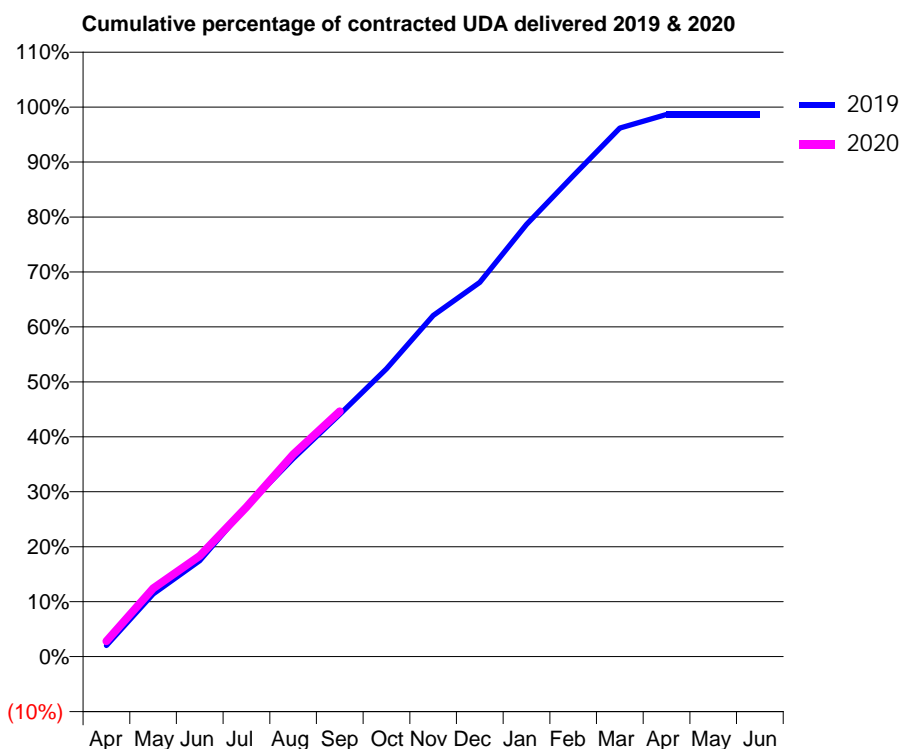
19/20 Contracted general activity (UDA)	2,315
Carry forward general activity (UDA)	0
19/20 Contracted orthodontic activity (UOA)	0
Carry forward orthodontic activity (UOA)	0
Baseline contract value	£56,410.61

ACCESS*

Patients seen in 24 months	Total	Change since previous quarter
Quarter ending September 2018	1,092	
Quarter ending December 2018	1,120	↑
Quarter ending March 2019	1,114	→
Quarter ending June 2019	1,096	↓
Quarter ending September 2019	1,099	→
Variance since September 2018	0.6%	→



ACTIVITY



Month	Adjusted Scheduled Activity (UDA)	
	2019	2020
April	47	65
May	264	287
June	404	424
July	632	630
August	834	852
September	1,020	1,033
October	1,212	
November	1,437	
December	1,576	
January	1,820	
February	2,026	
March	2,227	
April	2,284	
May	2,284	
June	2,284	

QUALITY

	Quantity	Base Number	Contract	LHB	Wales
% of FP17s for the same patient ID Re-attending within 3 months - Children	13	886	1.5%	8.3%	10.7%
% of FP17s for the same patient ID Re-attending within 3 months - Adults	0	0	N/A	14.5%	15.4%
% of FP17s for the same patient ID Re-attending between 3 & 9 months - Children	677	886	76.4%	59.1%	60.1%
% of FP17s for the same patient ID Re-attending between 3 & 9 months - Adults	0	0	N/A	57.3%	56.7%
% of FP17s for Band 1 Urgent Courses	2	851	0.2%	8.8%	9.1%
% of FP17s Relating to Free Repair or Replacements	0	851	0.0%	0.6%	0.7%
% of FP17s Relating to Continuations	0	851	0.0%	0.6%	0.6%
% of Patients satisfied with the dentistry they have received	1	1	N/A	92.6%	93.0%
% of Patients satisfied with the time they had to wait for an appointment	1	1	N/A	89.7%	87.5%

* This is based on patients treated on this contract for their most recent course of treatment. Figures in italics indicate the base number of FP17s or Patient Questionnaire responses are less than 100. N/A is shown where the base number of responses is less than 10 during the period. % is calculated as Quantity/Base number*100

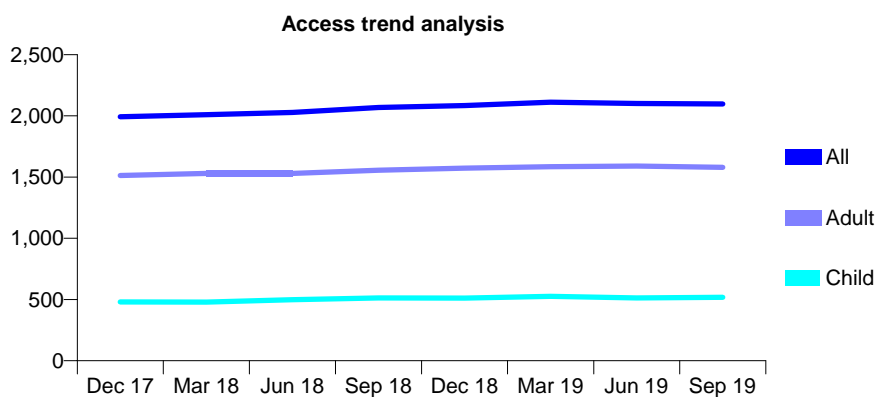
7A4 - Vital Signs At a Glance Contract Report for 161594/0001 - September 2019

Name or company name	Advance Dental Care Ltd
Contract type name	GDS Contract
Purpose of contract	General
Contract start date	16/06/2008
Contract end date	

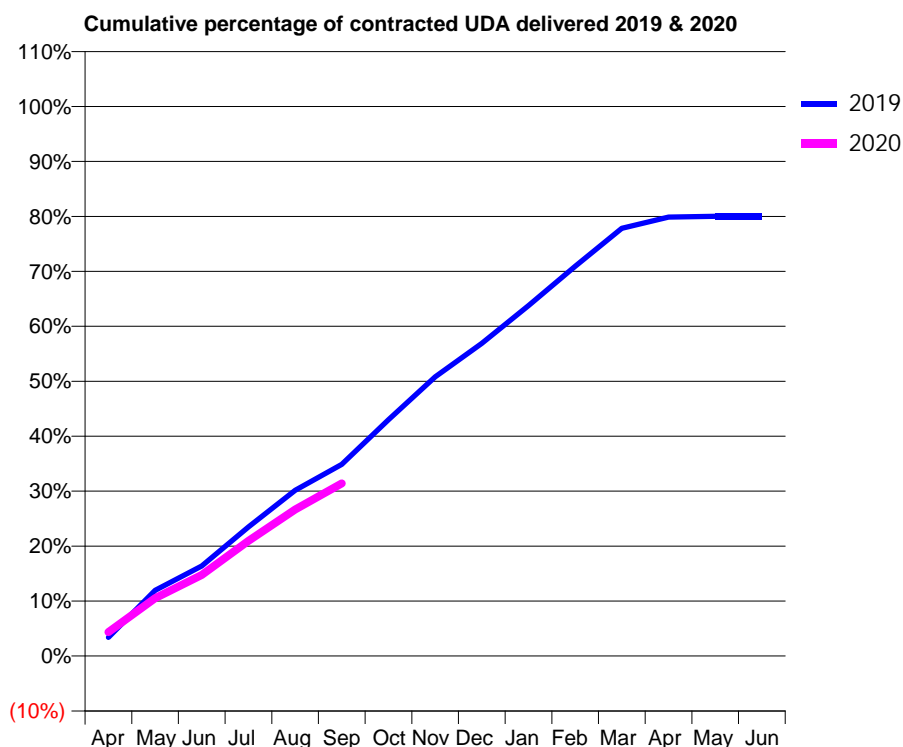
19/20 Contracted general activity (UDA)	9,600
Carry forward general activity (UDA)	0
19/20 Contracted orthodontic activity (UOA)	0
Carry forward orthodontic activity (UOA)	0
Baseline contract value	£241,769.91

ACCESS*

Patients seen in 24 months	Total	Change since previous quarter
Quarter ending September 2018	2,069	
Quarter ending December 2018	2,084	→
Quarter ending March 2019	2,112	→
Quarter ending June 2019	2,102	→
Quarter ending September 2019	2,098	→
Variance since September 2018	1.4%	→



ACTIVITY



Month	Adjusted Scheduled Activity (UDA)	
	2019	2020
April	326	418
May	1,147	1,013
June	1,574	1,415
July	2,254	2,012
August	2,895	2,558
September	3,348	3,017
October	4,129	
November	4,877	
December	5,462	
January	6,120	
February	6,809	
March	7,472	
April	7,669	
May	7,683	
June	7,683	

QUALITY

	Quantity	Base Number	Contract	LHB	Wales
% of FP17s for the same patient ID Re-attending within 3 months - Children	38	418	9.1%	8.3%	10.7%
% of FP17s for the same patient ID Re-attending within 3 months - Adults	242	1,387	17.4%	14.5%	15.4%
% of FP17s for the same patient ID Re-attending between 3 & 9 months - Children	303	418	72.5%	59.1%	60.1%
% of FP17s for the same patient ID Re-attending between 3 & 9 months - Adults	992	1,387	71.5%	57.3%	56.7%
% of FP17s for Band 1 Urgent Courses	159	1,685	9.4%	8.8%	9.1%
% of FP17s Relating to Free Repair or Replacements	14	1,685	0.8%	0.6%	0.7%
% of FP17s Relating to Continuations	0	1,685	0.0%	0.6%	0.6%
% of Patients satisfied with the dentistry they have received	7	8	N/A	92.6%	93.0%
% of Patients satisfied with the time they had to wait for an appointment	8	8	N/A	89.7%	87.5%

* This is based on patients treated on this contract for their most recent course of treatment. Figures in italics indicate the base number of FP17s or Patient Questionnaire responses are less than 100. N/A is shown where the base number of responses is less than 10 during the period. % is calculated as Quantity/Base number*100

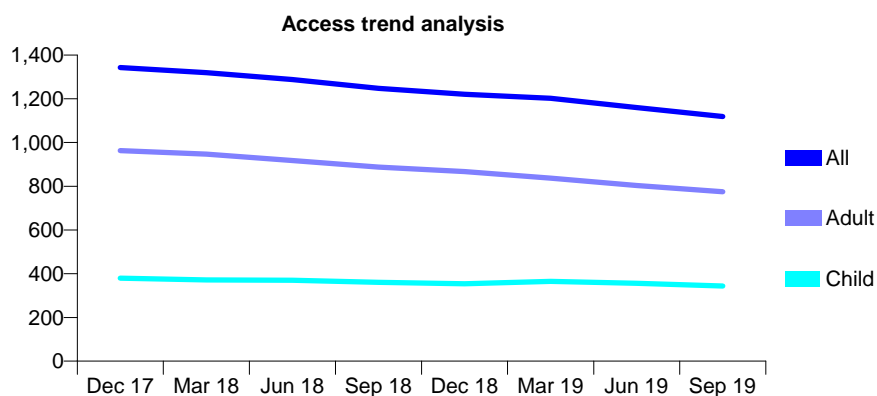
7A4 - Vital Signs At a Glance Contract Report for 172367/0001 - September 2019

Name or company name	Greenfield Dental Care Ltd
Contract type name	Pilot Contract
Purpose of contract	General
Contract start date	01/04/2012
Contract end date	

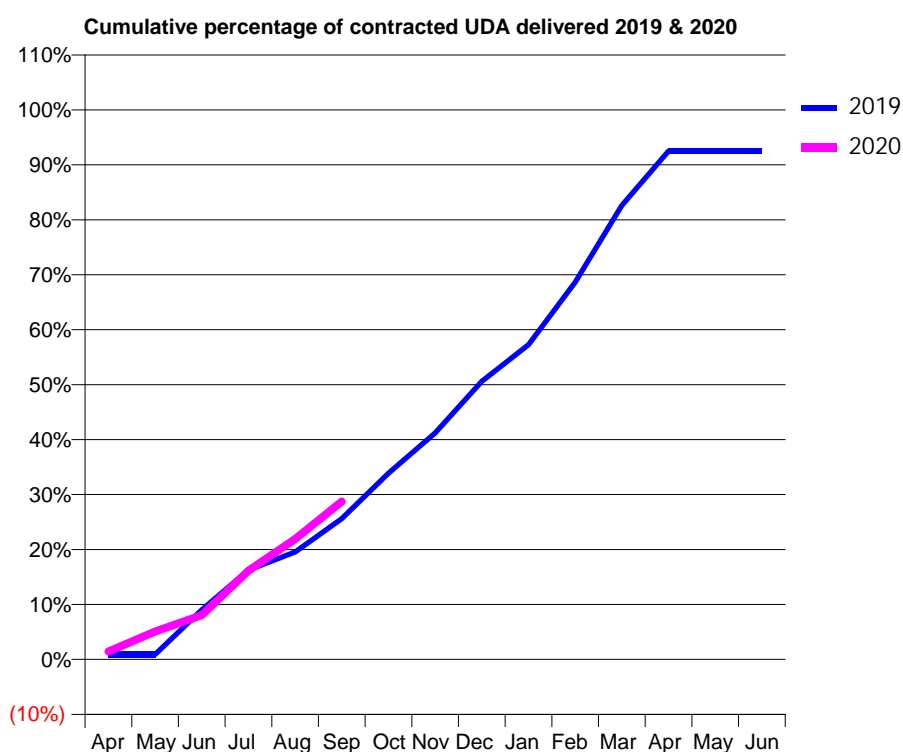
19/20 Contracted general activity (UDA)	3,182
Carry forward general activity (UDA)	0
19/20 Contracted orthodontic activity (UOA)	0
Carry forward orthodontic activity (UOA)	0
Baseline contract value	£91,724.01

ACCESS*

Patients seen in 24 months	Total	Change since previous quarter
Quarter ending September 2018	1,248	
Quarter ending December 2018	1,221	↓
Quarter ending March 2019	1,202	↓
Quarter ending June 2019	1,160	↓
Quarter ending September 2019	1,119	↓
Variance since September 2018	(10.3%)	↓



ACTIVITY



Month	Adjusted Scheduled Activity (UDA)	
	2019	2020
April	29	46
May	29	161
June	287	257
July	518	514
August	622	697
September	815	914
October	1,078	
November	1,312	
December	1,611	
January	1,822	
February	2,185	
March	2,629	
April	2,944	
May	2,944	
June	2,944	

QUALITY

	Quantity	Base Number	Contract	LHB	Wales
% of FP17s for the same patient ID Re-attending within 3 months - Children	8	194	4.1%	8.3%	10.7%
% of FP17s for the same patient ID Re-attending within 3 months - Adults	65	443	14.7%	14.5%	15.4%
% of FP17s for the same patient ID Re-attending between 3 & 9 months - Children	129	194	66.5%	59.1%	60.1%
% of FP17s for the same patient ID Re-attending between 3 & 9 months - Adults	272	443	61.4%	57.3%	56.7%
% of FP17s for Band 1 Urgent Courses	34	527	6.5%	8.8%	9.1%
% of FP17s Relating to Free Repair or Replacements	2	527	0.4%	0.6%	0.7%
% of FP17s Relating to Continuations	0	527	0.0%	0.6%	0.6%
% of Patients satisfied with the dentistry they have received	4	4	N/A	92.6%	93.0%
% of Patients satisfied with the time they had to wait for an appointment	4	4	N/A	89.7%	87.5%

* This is based on patients treated on this contract for their most recent course of treatment. Figures in italics indicate the base number of FP17s or Patient Questionnaire responses are less than 100. N/A is shown where the base number of responses is less than 10 during the period. % is calculated as Quantity/Base number*100

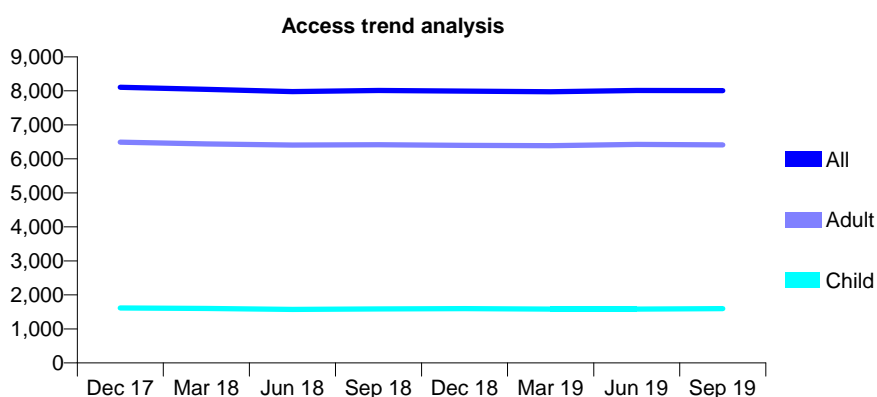
7A4 - Vital Signs At a Glance Contract Report for 172731/0001 - September 2019

Name or company name	Six Gables Dental Practice Ltd
Contract type name	GDS Contract
Purpose of contract	General
Contract start date	01/09/2010
Contract end date	

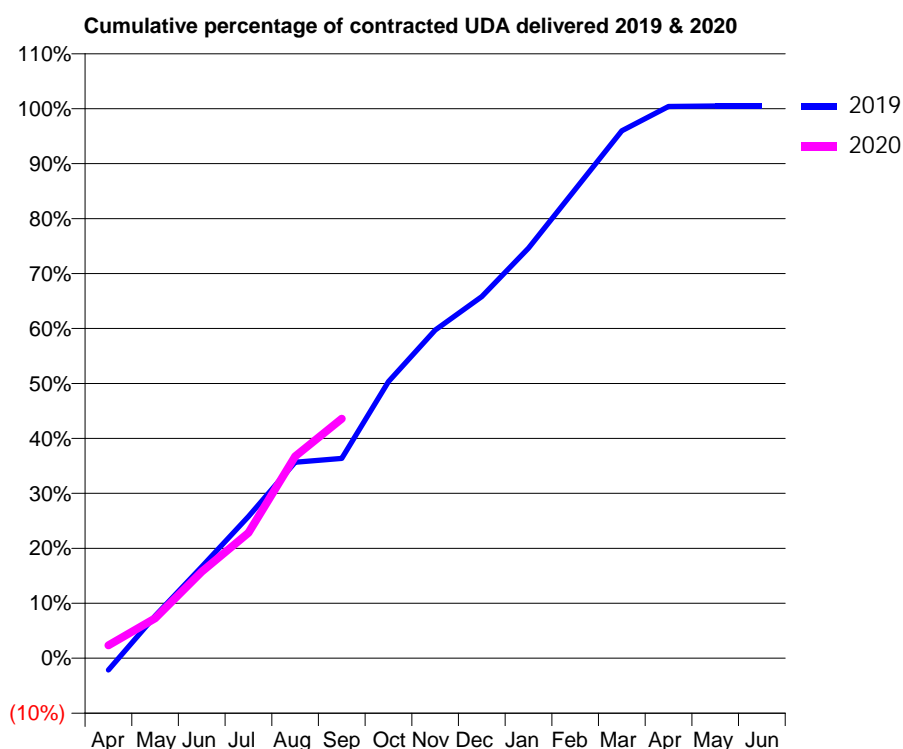
19/20 Contracted general activity (UDA)	22,715
Carry forward general activity (UDA)	0
19/20 Contracted orthodontic activity (UOA)	0
Carry forward orthodontic activity (UOA)	0
Baseline contract value	£528,635.42

ACCESS*

Patients seen in 24 months	Total	Change since previous quarter
Quarter ending September 2018	8,010	
Quarter ending December 2018	7,996	→
Quarter ending March 2019	7,973	→
Quarter ending June 2019	8,011	→
Quarter ending September 2019	8,007	→
Variance since September 2018	(0.0%)	→



ACTIVITY



Month	2019	2020
April	-491	533
May	1,749	1,649
June	3,778	3,577
July	5,858	5,182
August	8,099	8,347
September	8,258	9,904
October	11,437	
November	13,564	
December	14,946	
January	16,954	
February	19,376	
March	21,797	
April	22,807	
May	22,821	
June	22,821	

QUALITY

	Quantity	Base Number	Contract	LHB	Wales
% of FP17s for the same patient ID Re-attending within 3 months - Children	60	1,177	5.1%	8.3%	10.7%
% of FP17s for the same patient ID Re-attending within 3 months - Adults	547	4,569	12.0%	14.5%	15.4%
% of FP17s for the same patient ID Re-attending between 3 & 9 months - Children	704	1,177	59.8%	59.1%	60.1%
% of FP17s for the same patient ID Re-attending between 3 & 9 months - Adults	2,633	4,569	57.6%	57.3%	56.7%
% of FP17s for Band 1 Urgent Courses	234	5,309	4.4%	8.8%	9.1%
% of FP17s Relating to Free Repair or Replacements	30	5,309	0.6%	0.6%	0.7%
% of FP17s Relating to Continuations	18	5,309	0.3%	0.6%	0.6%
% of Patients satisfied with the dentistry they have received	14	18	77.8%	92.6%	93.0%
% of Patients satisfied with the time they had to wait for an appointment	13	18	72.2%	89.7%	87.5%

* This is based on patients treated on this contract for their most recent course of treatment. Figures in italics indicate the base number of FP17s or Patient Questionnaire responses are less than 100. N/A is shown where the base number of responses is less than 10 during the period. % is calculated as Quantity/Base number*100

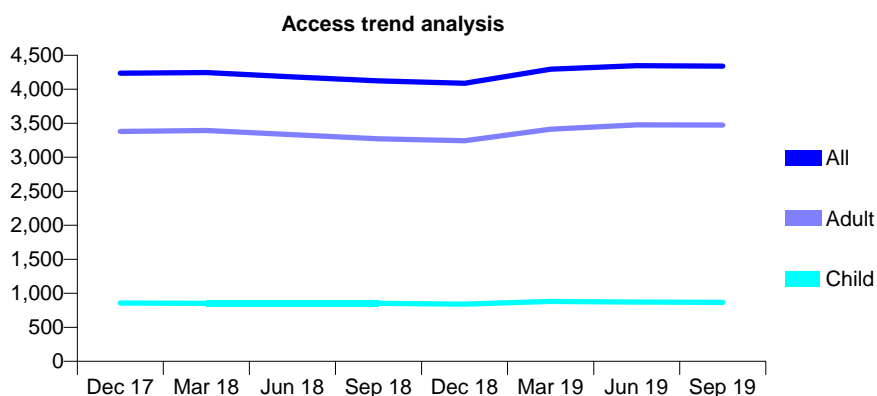
7A4 - Vital Signs At a Glance Contract Report for 174688/0001 - September 2019

Name or company name	Kevin Gracias & Amir Koochek
Contract type name	GDS Contract
Purpose of contract	General
Contract start date	01/04/2013
Contract end date	

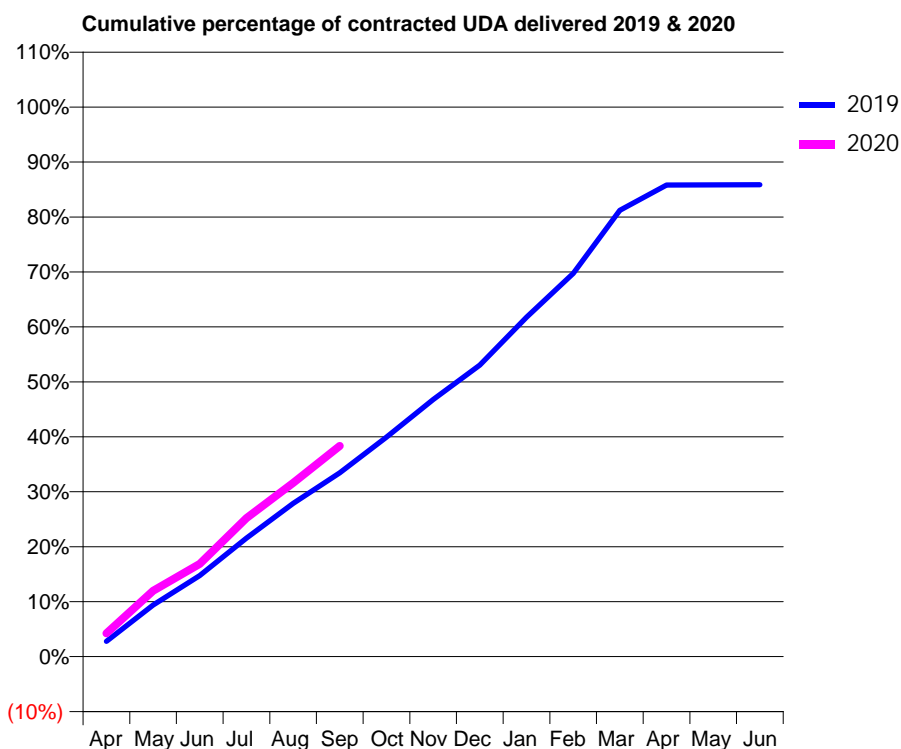
19/20 Contracted general activity (UDA)	14,750
Carry forward general activity (UDA)	0
19/20 Contracted orthodontic activity (UOA)	0
Carry forward orthodontic activity (UOA)	0
Baseline contract value	£372,505.68

ACCESS*

Patients seen in 24 months	Total	Change since previous quarter
Quarter ending September 2018	4,124	
Quarter ending December 2018	4,087	→
Quarter ending March 2019	4,295	↑
Quarter ending June 2019	4,349	→
Quarter ending September 2019	4,341	→
Variance since September 2018	5.3%	↑



ACTIVITY



Month	Adjusted Scheduled Activity (UDA)	
	2019	2020
April	409	625
May	1,386	1,770
June	2,174	2,491
July	3,181	3,717
August	4,114	4,661
September	4,933	5,657
October	5,895	
November	6,903	
December	7,825	
January	9,106	
February	10,284	
March	11,977	
April	12,660	
May	12,663	
June	12,664	

QUALITY

	Quantity	Base Number	Contract	LHB	Wales
% of FP17s for the same patient ID Re-attending within 3 months - Children	22	545	4.0%	8.3%	10.7%
% of FP17s for the same patient ID Re-attending within 3 months - Adults	210	2,026	10.4%	14.5%	15.4%
% of FP17s for the same patient ID Re-attending between 3 & 9 months - Children	285	545	52.3%	59.1%	60.1%
% of FP17s for the same patient ID Re-attending between 3 & 9 months - Adults	964	2,026	47.6%	57.3%	56.7%
% of FP17s for Band 1 Urgent Courses	106	2,334	4.5%	8.8%	9.1%
% of FP17s Relating to Free Repair or Replacements	21	2,334	0.9%	0.6%	0.7%
% of FP17s Relating to Continuations	16	2,334	0.7%	0.6%	0.6%
% of Patients satisfied with the dentistry they have received	7	7	N/A	92.6%	93.0%
% of Patients satisfied with the time they had to wait for an appointment	6	7	N/A	89.7%	87.5%

* This is based on patients treated on this contract for their most recent course of treatment. Figures in italics indicate the base number of FP17s or Patient Questionnaire responses are less than 100. N/A is shown where the base number of responses is less than 10 during the period. % is calculated as Quantity/Base number*100

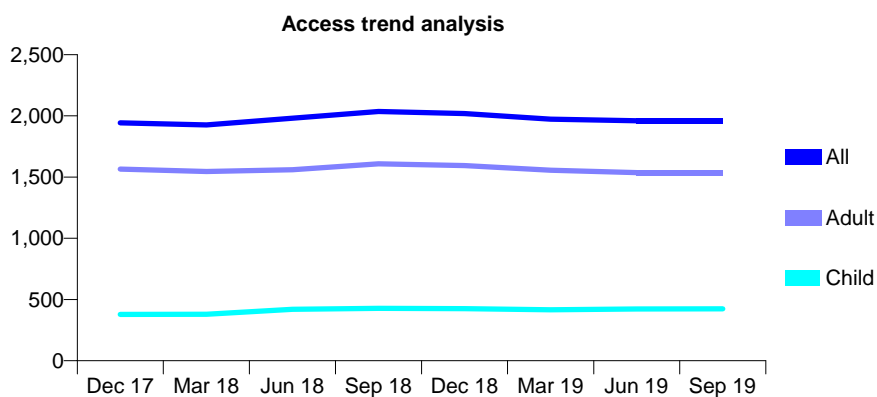
7A4 - Vital Signs At a Glance Contract Report for 182850/0001 - September 2019

Name or company name	M A Hill & S T Hill Ltd
Contract type name	GDS Contract
Purpose of contract	General
Contract start date	01/05/2011
Contract end date	

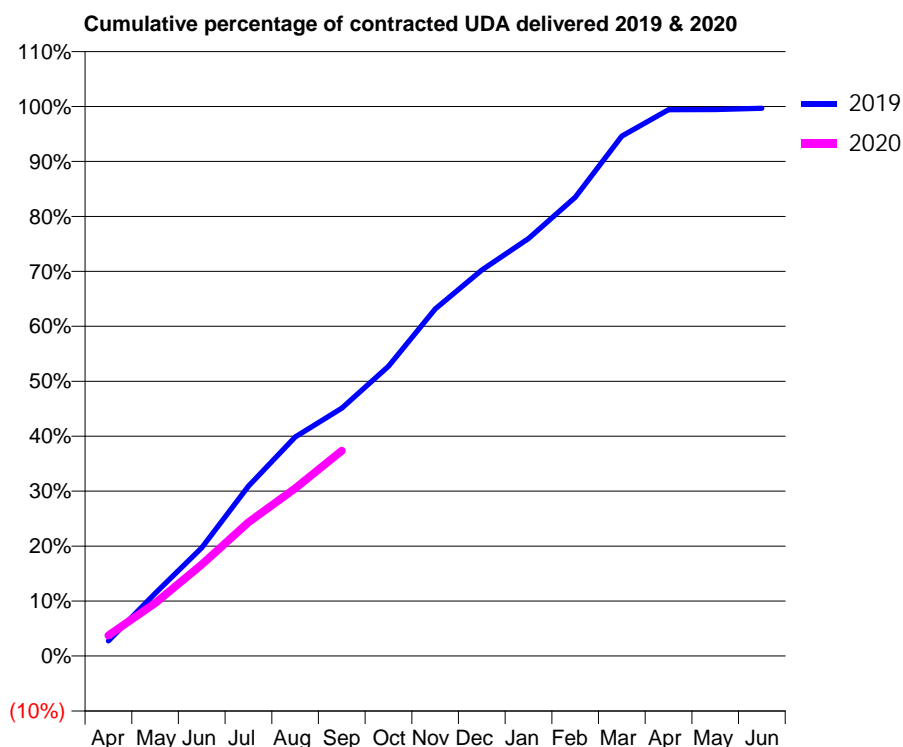
19/20 Contracted general activity (UDA)	6,721
Carry forward general activity (UDA)	0
19/20 Contracted orthodontic activity (UOA)	0
Carry forward orthodontic activity (UOA)	0
Baseline contract value	£122,687.68

ACCESS*

Patients seen in 24 months	Total	Change since previous quarter
Quarter ending September 2018	2,036	
Quarter ending December 2018	2,019	→
Quarter ending March 2019	1,973	↓
Quarter ending June 2019	1,960	→
Quarter ending September 2019	1,960	→
Variance since September 2018	(3.7%)	↓



ACTIVITY



Month	Adjusted Scheduled Activity (UDA)	
	2019	2020
April	185	253
May	767	646
June	1,325	1,118
July	2,077	1,635
August	2,678	2,050
September	3,030	2,511
October	3,544	
November	4,245	
December	4,719	
January	5,105	
February	5,611	
March	6,358	
April	6,682	
May	6,683	
June	6,700	

QUALITY

	Quantity	Base Number	Contract	LHB	Wales
% of FP17s for the same patient ID Re-attending within 3 months - Children	27	308	8.8%	8.3%	10.7%
% of FP17s for the same patient ID Re-attending within 3 months - Adults	317	1,282	24.7%	14.5%	15.4%
% of FP17s for the same patient ID Re-attending between 3 & 9 months - Children	208	308	67.5%	59.1%	60.1%
% of FP17s for the same patient ID Re-attending between 3 & 9 months - Adults	701	1,282	54.7%	57.3%	56.7%
% of FP17s for Band 1 Urgent Courses	166	1,450	11.4%	8.8%	9.1%
% of FP17s Relating to Free Repair or Replacements	10	1,450	0.7%	0.6%	0.7%
% of FP17s Relating to Continuations	5	1,450	0.3%	0.6%	0.6%
% of Patients satisfied with the dentistry they have received	7	7	N/A	92.6%	93.0%
% of Patients satisfied with the time they had to wait for an appointment	7	7	N/A	89.7%	87.5%

* This is based on patients treated on this contract for their most recent course of treatment. Figures in italics indicate the base number of FP17s or Patient Questionnaire responses are less than 100. N/A is shown where the base number of responses is less than 10 during the period. % is calculated as Quantity/Base number*100

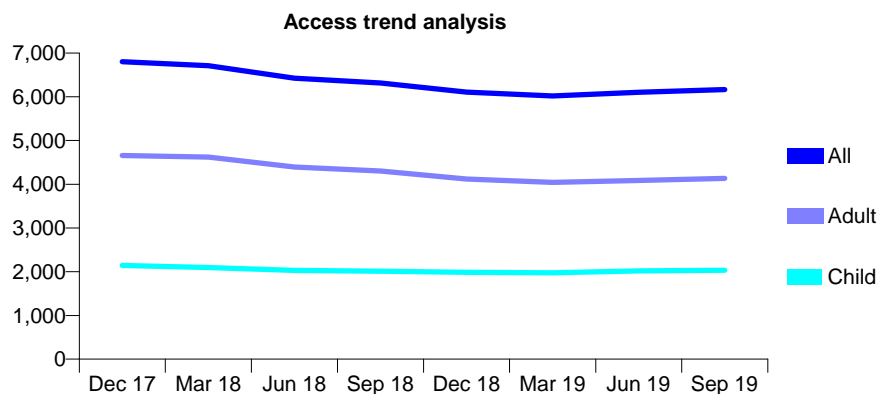
7A4 - Vital Signs At a Glance Contract Report for 190195/0016 - September 2019

Name or company name	Xeon Smiles UK Ltd
Contract type name	GDS Contract
Purpose of contract	General
Contract start date	01/04/2012
Contract end date	

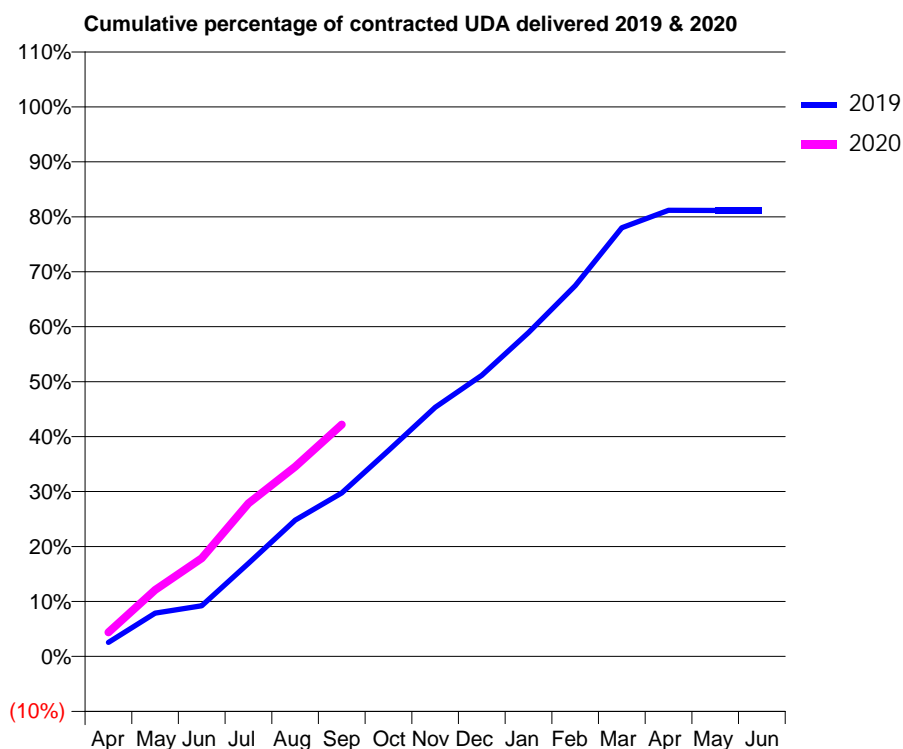
19/20 Contracted general activity (UDA)	21,605
Carry forward general activity (UDA)	0
19/20 Contracted orthodontic activity (UOA)	0
Carry forward orthodontic activity (UOA)	0
Baseline contract value	£546,954.86

ACCESS*

Patients seen in 24 months	Total	Change since previous quarter
Quarter ending September 2018	6,314	
Quarter ending December 2018	6,107	↓
Quarter ending March 2019	6,018	↓
Quarter ending June 2019	6,103	→
Quarter ending September 2019	6,167	→
Variance since September 2018	(2.3%)	↓



ACTIVITY



Month	2019	2020
April	555	948
May	1,702	2,611
June	1,993	3,864
July	3,658	6,017
August	5,353	7,456
September	6,431	9,112
October	8,096	
November	9,798	
December	11,052	
January	12,734	
February	14,579	
March	16,853	
April	17,542	
May	17,534	
June	17,534	

QUALITY

	Quantity	Base Number	Contract	LHB	Wales
% of FP17s for the same patient ID Re-attending within 3 months - Children	85	1,532	5.5%	8.3%	10.7%
% of FP17s for the same patient ID Re-attending within 3 months - Adults	322	2,704	11.9%	14.5%	15.4%
% of FP17s for the same patient ID Re-attending between 3 & 9 months - Children	956	1,532	62.4%	59.1%	60.1%
% of FP17s for the same patient ID Re-attending between 3 & 9 months - Adults	1,254	2,704	46.4%	57.3%	56.7%
% of FP17s for Band 1 Urgent Courses	331	3,988	8.3%	8.8%	9.1%
% of FP17s Relating to Free Repair or Replacements	53	3,988	1.3%	0.6%	0.7%
% of FP17s Relating to Continuations	1	3,988	0.0%	0.6%	0.6%
% of Patients satisfied with the dentistry they have received	8	8	N/A	92.6%	93.0%
% of Patients satisfied with the time they had to wait for an appointment	8	8	N/A	89.7%	87.5%

* This is based on patients treated on this contract for their most recent course of treatment. Figures in italics indicate the base number of FP17s or Patient Questionnaire responses are less than 100. N/A is shown where the base number of responses is less than 10 during the period. % is calculated as Quantity/Base number*100

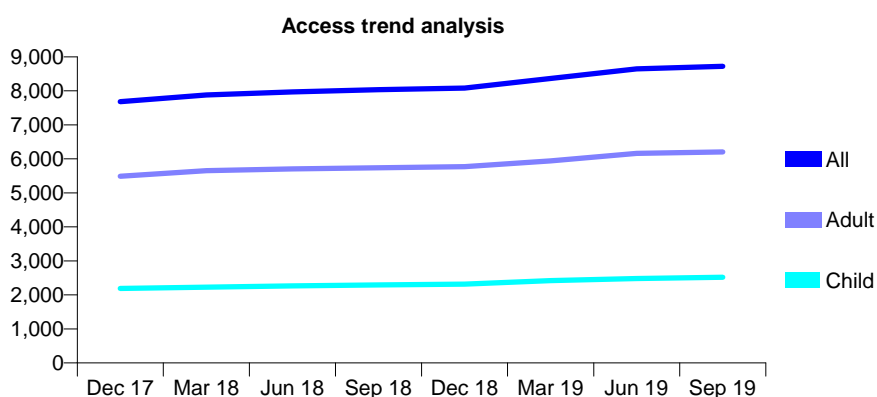
7A4 - Vital Signs At a Glance Contract Report for 190195/0017 - September 2019

Name or company name	Xeon Smiles UK Ltd
Contract type name	GDS Contract
Purpose of contract	General and Orthodontic
Contract start date	01/04/2012
Contract end date	

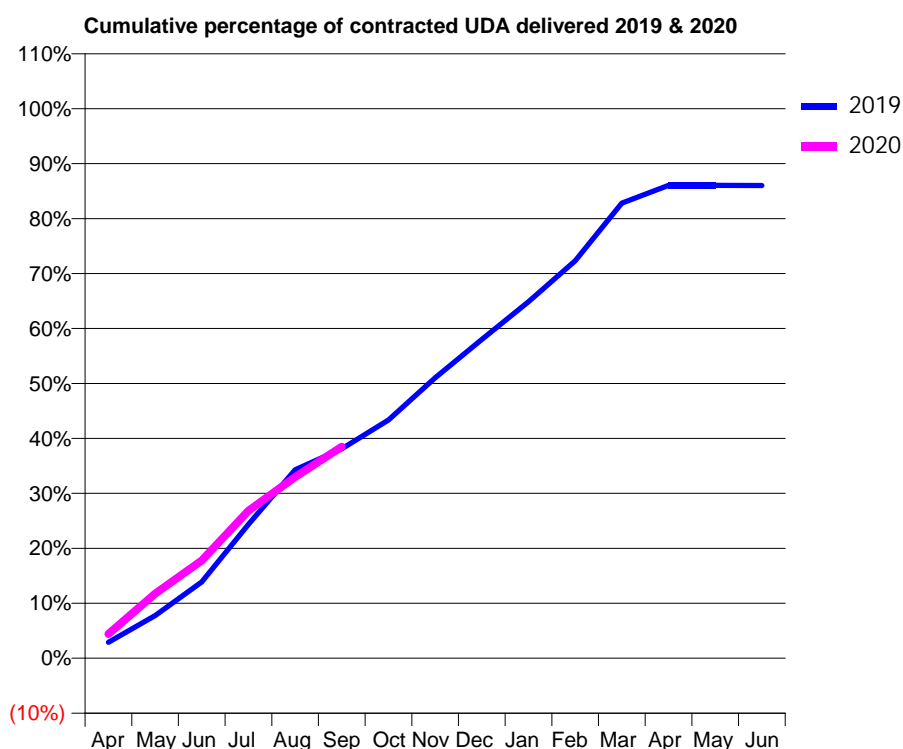
19/20 Contracted general activity (UDA)	31,000
Carry forward general activity (UDA)	0
19/20 Contracted orthodontic activity (UOA)	0
Carry forward orthodontic activity (UOA)	0
Baseline contract value	£773,560.35

ACCESS*

Patients seen in 24 months	Total	Change since previous quarter
Quarter ending September 2018	8,039	
Quarter ending December 2018	8,085	→
Quarter ending March 2019	8,363	↑
Quarter ending June 2019	8,647	↑
Quarter ending September 2019	8,723	→
Variance since September 2018	8.5%	↑



ACTIVITY



Month	2019	2020
April	898	1,368
May	2,413	3,646
June	4,301	5,512
July	7,555	8,323
August	10,637	10,228
September	11,818	11,938
October	13,438	
November	15,823	
December	17,976	
January	20,112	
February	22,419	
March	25,669	
April	26,675	
May	26,671	
June	26,665	

QUALITY

	Quantity	Base Number	Contract	LHB	Wales
% of FP17s for the same patient ID Re-attending within 3 months - Children	126	1,707	7.4%	8.3%	10.7%
% of FP17s for the same patient ID Re-attending within 3 months - Adults	476	3,901	12.2%	14.5%	15.4%
% of FP17s for the same patient ID Re-attending between 3 & 9 months - Children	964	1,707	56.5%	59.1%	60.1%
% of FP17s for the same patient ID Re-attending between 3 & 9 months - Adults	2,183	3,901	56.0%	57.3%	56.7%
% of FP17s for Band 1 Urgent Courses	353	5,230	6.7%	8.8%	9.1%
% of FP17s Relating to Free Repair or Replacements	45	5,230	0.9%	0.6%	0.7%
% of FP17s Relating to Continuations	2	5,230	0.0%	0.6%	0.6%
% of Patients satisfied with the dentistry they have received	16	18	88.9%	92.6%	93.0%
% of Patients satisfied with the time they had to wait for an appointment	14	18	77.8%	89.7%	87.5%

* This is based on patients treated on this contract for their most recent course of treatment.

Figures in italics indicate the base number of FP17s or Patient Questionnaire responses are less than 100. N/A is shown where the base number of responses is less than 10 during the period. % is calculated as Quantity/Base number*100

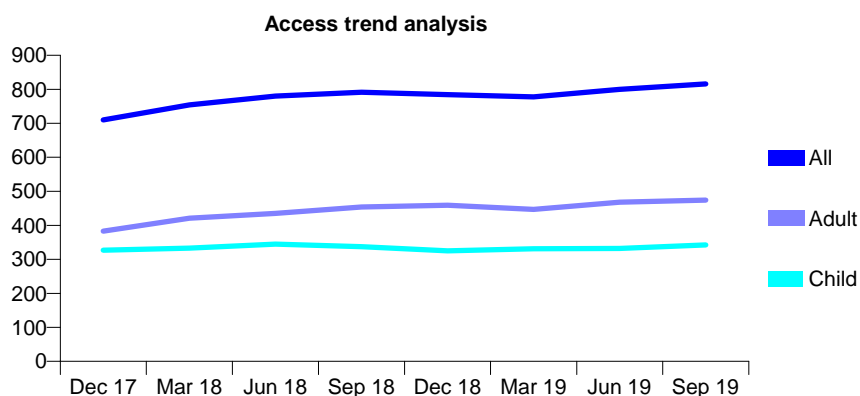
7A4 - Vital Signs At a Glance Contract Report for 190225/0001 - September 2019

Name or company name	Bay House Dental Practice Ltd
Contract type name	GDS Contract
Purpose of contract	General and Orthodontic
Contract start date	01/04/2011
Contract end date	

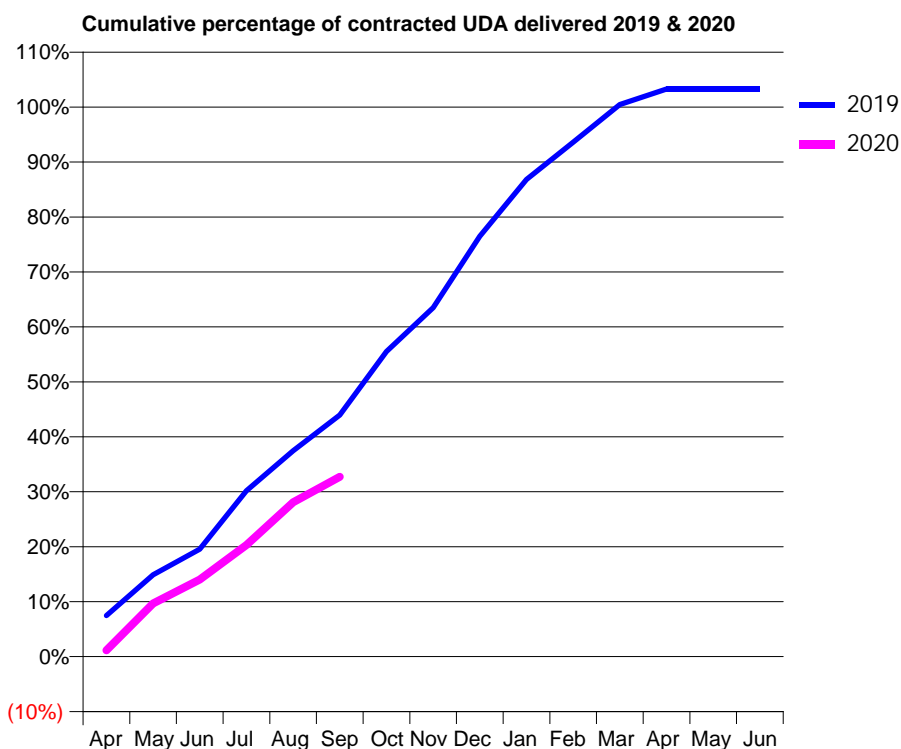
19/20 Contracted general activity (UDA)	3,596
Carry forward general activity (UDA)	0
19/20 Contracted orthodontic activity (UOA)	0
Carry forward orthodontic activity (UOA)	0
Baseline contract value	£106,697.26

ACCESS*

Patients seen in 24 months	Total	Change since previous quarter
Quarter ending September 2018	791	
Quarter ending December 2018	784	→
Quarter ending March 2019	778	→
Quarter ending June 2019	800	↑
Quarter ending September 2019	816	↑
Variance since September 2018	3.2%	↑



ACTIVITY



Month	Adjusted Scheduled Activity (UDA)	
	2019	2020
April	190	41
May	379	349
June	498	504
July	768	731
August	953	1,010
September	1,118	1,176
October	1,412	
November	1,616	
December	1,946	
January	2,209	
February	2,382	
March	2,556	
April	2,628	
May	2,628	
June	2,628	

QUALITY

	Quantity	Base Number	Contract	LHB	Wales
% of FP17s for the same patient ID Re-attending within 3 months - Children	22	307	7.2%	8.3%	10.7%
% of FP17s for the same patient ID Re-attending within 3 months - Adults	60	358	16.8%	14.5%	15.4%
% of FP17s for the same patient ID Re-attending between 3 & 9 months - Children	196	307	63.8%	59.1%	60.1%
% of FP17s for the same patient ID Re-attending between 3 & 9 months - Adults	214	358	59.8%	57.3%	56.7%
% of FP17s for Band 1 Urgent Courses	52	617	8.4%	8.8%	9.1%
% of FP17s Relating to Free Repair or Replacements	0	617	0.0%	0.6%	0.7%
% of FP17s Relating to Continuations	5	617	0.8%	0.6%	0.6%
% of Patients satisfied with the dentistry they have received	0	1	N/A	92.6%	93.0%
% of Patients satisfied with the time they had to wait for an appointment	1	1	N/A	89.7%	87.5%

* This is based on patients treated on this contract for their most recent course of treatment. Figures in italics indicate the base number of FP17s or Patient Questionnaire responses are less than 100. N/A is shown where the base number of responses is less than 10 during the period. % is calculated as Quantity/Base number*100

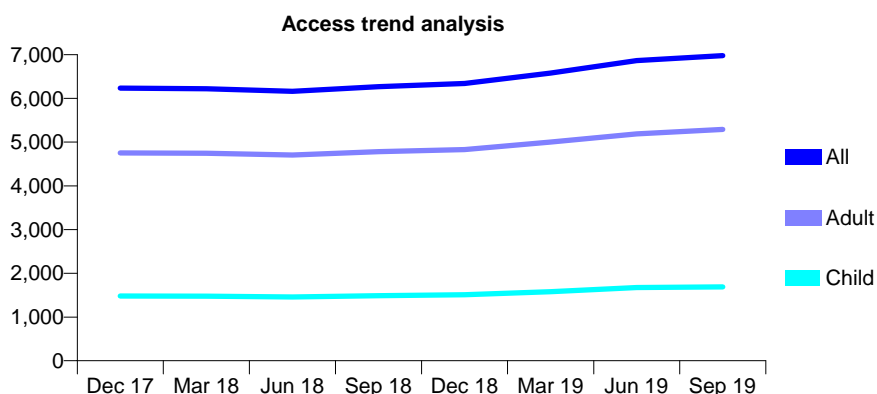
7A4 - Vital Signs At a Glance Contract Report for 191841/0001 - September 2019

Name or company name	RWH Limited
Contract type name	GDS Contract
Purpose of contract	General
Contract start date	01/04/2011
Contract end date	

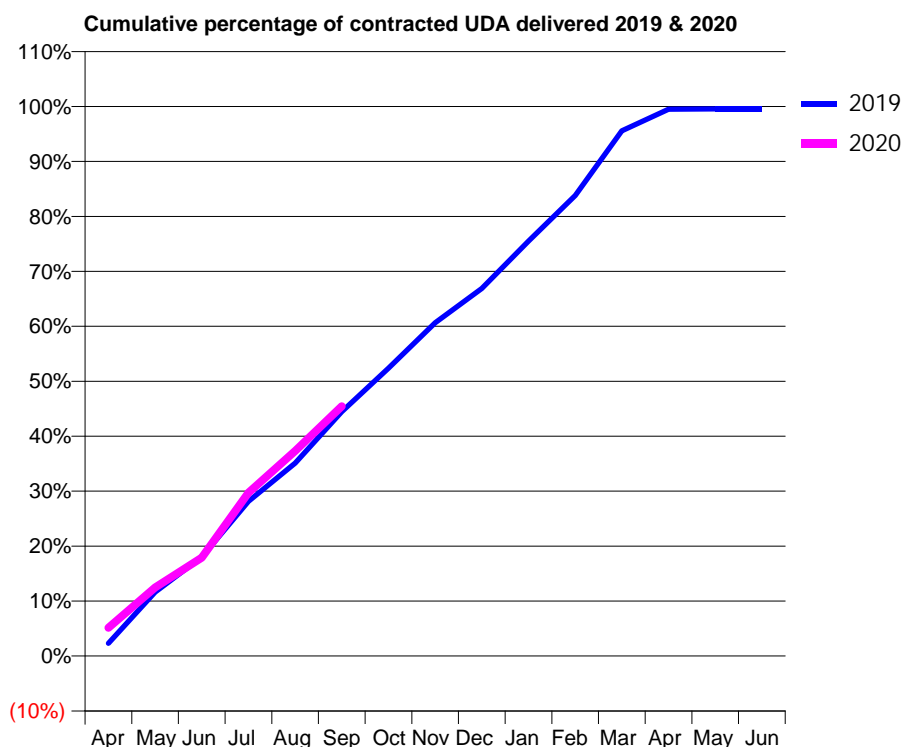
19/20 Contracted general activity (UDA)	20,936
Carry forward general activity (UDA)	0
19/20 Contracted orthodontic activity (UOA)	0
Carry forward orthodontic activity (UOA)	0
Baseline contract value	£528,691.14

ACCESS*

Patients seen in 24 months	Total	Change since previous quarter
Quarter ending September 2018	6,268	
Quarter ending December 2018	6,340	→
Quarter ending March 2019	6,579	↑
Quarter ending June 2019	6,865	↑
Quarter ending September 2019	6,977	→
Variance since September 2018	11.3%	↑



ACTIVITY



Month	Adjusted Scheduled Activity (UDA)	
	2019	2020
April	484	1,073
May	2,438	2,614
June	3,771	3,747
July	5,891	6,219
August	7,349	7,812
September	9,311	9,514
October	10,968	
November	12,697	
December	14,000	
January	15,809	
February	17,545	
March	20,003	
April	20,834	
May	20,845	
June	20,842	

QUALITY

	Quantity	Base Number	Contract	LHB	Wales
% of FP17s for the same patient ID Re-attending within 3 months - Children	89	1,229	7.2%	8.3%	10.7%
% of FP17s for the same patient ID Re-attending within 3 months - Adults	737	4,200	17.5%	14.5%	15.4%
% of FP17s for the same patient ID Re-attending between 3 & 9 months - Children	699	1,229	56.9%	59.1%	60.1%
% of FP17s for the same patient ID Re-attending between 3 & 9 months - Adults	2,361	4,200	56.2%	57.3%	56.7%
% of FP17s for Band 1 Urgent Courses	550	5,032	10.9%	8.8%	9.1%
% of FP17s Relating to Free Repair or Replacements	61	5,032	1.2%	0.6%	0.7%
% of FP17s Relating to Continuations	5	5,032	0.1%	0.6%	0.6%
% of Patients satisfied with the dentistry they have received	18	21	85.7%	92.6%	93.0%
% of Patients satisfied with the time they had to wait for an appointment	18	21	85.7%	89.7%	87.5%

* This is based on patients treated on this contract for their most recent course of treatment. Figures in italics indicate the base number of FP17s or Patient Questionnaire responses are less than 100. N/A is shown where the base number of responses is less than 10 during the period. % is calculated as Quantity/Base number*100

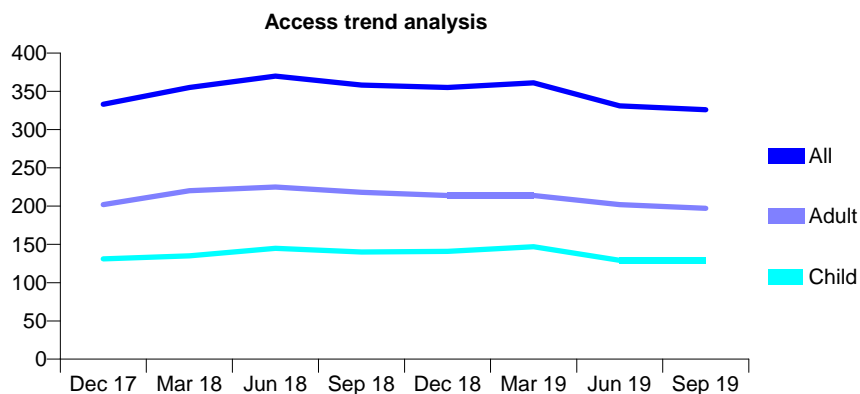
7A4 - Vital Signs At a Glance Contract Report for 195359/0001 - September 2019

Name or company name	Rebecca Close & David Edward Webster
Contract type name	GDS Contract
Purpose of contract	General
Contract start date	01/08/2013
Contract end date	

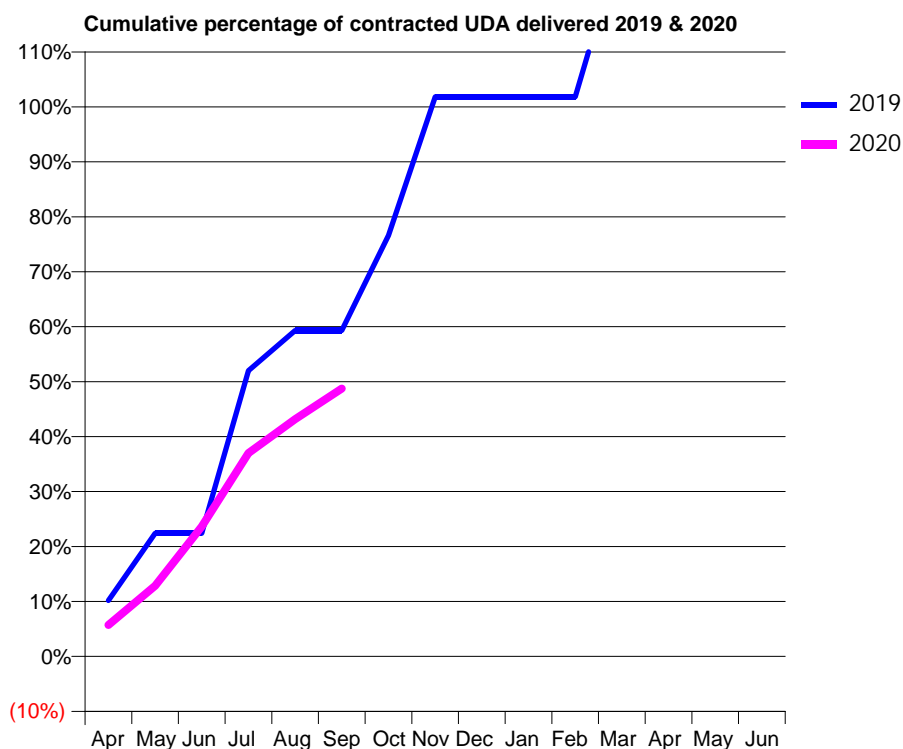
19/20 Contracted general activity (UDA)	630
Carry forward general activity (UDA)	0
19/20 Contracted orthodontic activity (UOA)	0
Carry forward orthodontic activity (UOA)	0
Baseline contract value	£16,793.48

ACCESS*

Patients seen in 24 months	Total	Change since previous quarter
Quarter ending September 2018	358	
Quarter ending December 2018	355	→
Quarter ending March 2019	361	→
Quarter ending June 2019	331	↓
Quarter ending September 2019	326	↓
Variance since September 2018	(8.9%)	↓



ACTIVITY



Month	Adjusted Scheduled Activity (UDA)	
	2019	2020
April	64	36
May	141	81
June	141	149
July	328	233
August	374	272
September	374	307
October	483	
November	642	
December	642	
January	642	
February	642	
March	821	
April	837	
May	837	
June	837	

QUALITY

	Quantity	Base Number	Contract	LHB	Wales
% of FP17s for the same patient ID Re-attending within 3 months - Children	7	86	8.1%	8.3%	10.7%
% of FP17s for the same patient ID Re-attending within 3 months - Adults	13	109	11.9%	14.5%	15.4%
% of FP17s for the same patient ID Re-attending between 3 & 9 months - Children	61	86	70.9%	59.1%	60.1%
% of FP17s for the same patient ID Re-attending between 3 & 9 months - Adults	59	109	54.1%	57.3%	56.7%
% of FP17s for Band 1 Urgent Courses	0	183	0.0%	8.8%	9.1%
% of FP17s Relating to Free Repair or Replacements	0	183	0.0%	0.6%	0.7%
% of FP17s Relating to Continuations	0	183	0.0%	0.6%	0.6%
% of Patients satisfied with the dentistry they have received	2	2	N/A	92.6%	93.0%
% of Patients satisfied with the time they had to wait for an appointment	2	2	N/A	89.7%	87.5%

* This is based on patients treated on this contract for their most recent course of treatment. Figures in italics indicate the base number of FP17s or Patient Questionnaire responses are less than 100. N/A is shown where the base number of responses is less than 10 during the period. % is calculated as Quantity/Base number*100

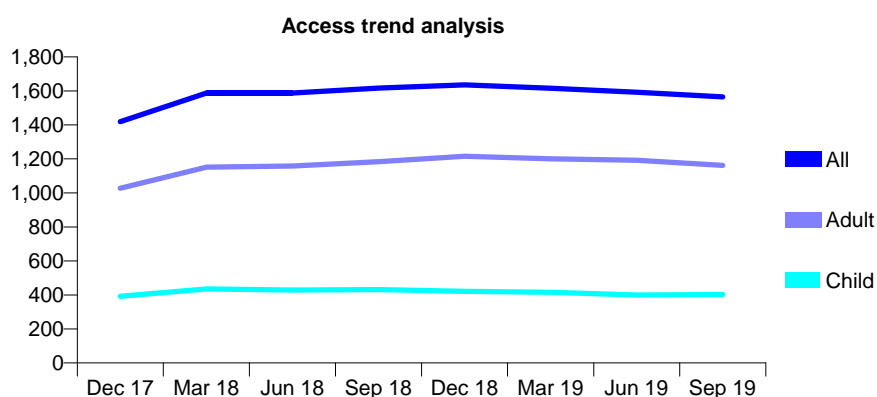
7A4 - Vital Signs At a Glance Contract Report for 222798/0001 - September 2019

Name or company name	MR RJ CAPRON
Contract type name	GDS Contract
Purpose of contract	General
Contract start date	01/04/2006
Contract end date	

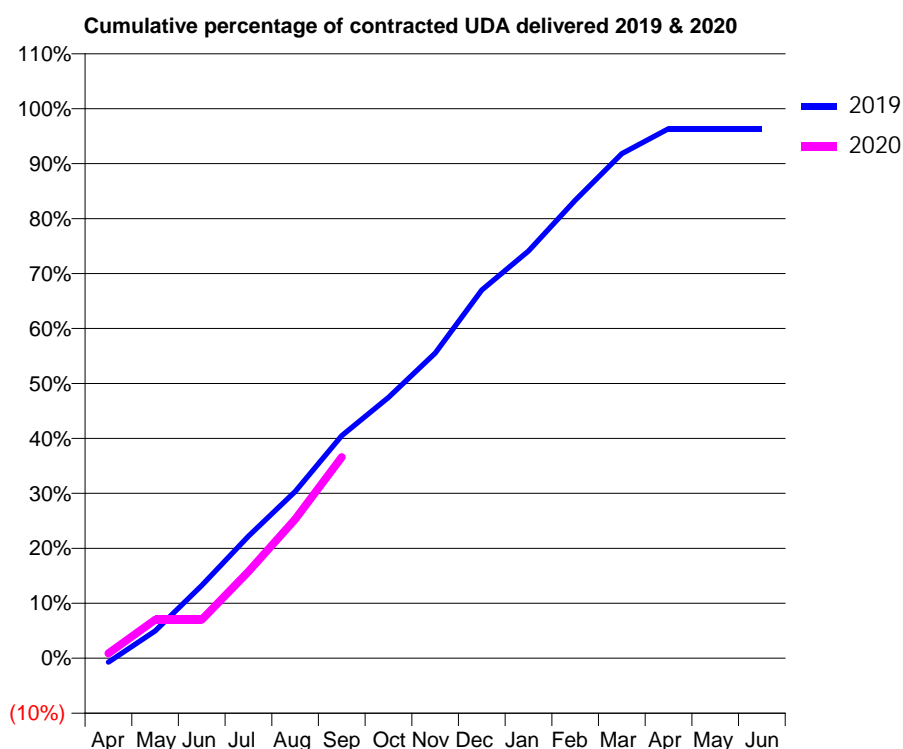
19/20 Contracted general activity (UDA)	4,839
Carry forward general activity (UDA)	0
19/20 Contracted orthodontic activity (UOA)	0
Carry forward orthodontic activity (UOA)	0
Baseline contract value	£141,574.52

ACCESS*

Patients seen in 24 months	Total	Change since previous quarter
Quarter ending September 2018	1,616	
Quarter ending December 2018	1,636	→
Quarter ending March 2019	1,615	↓
Quarter ending June 2019	1,592	↓
Quarter ending September 2019	1,564	↓
Variance since September 2018	(3.2%)	↓



ACTIVITY



Month	2019	2020
April	-36	43
May	240	339
June	640	339
July	1,075	763
August	1,468	1,224
September	1,959	1,770
October	2,297	
November	2,687	
December	3,241	
January	3,586	
February	4,032	
March	4,442	
April	4,662	
May	4,662	
June	4,662	

QUALITY

	Quantity	Base Number	Contract	LHB	Wales
% of FP17s for the same patient ID Re-attending within 3 months - Children	21	198	10.6%	8.3%	10.7%
% of FP17s for the same patient ID Re-attending within 3 months - Adults	123	645	19.1%	14.5%	15.4%
% of FP17s for the same patient ID Re-attending between 3 & 9 months - Children	75	198	37.9%	59.1%	60.1%
% of FP17s for the same patient ID Re-attending between 3 & 9 months - Adults	296	645	45.9%	57.3%	56.7%
% of FP17s for Band 1 Urgent Courses	127	766	16.6%	8.8%	9.1%
% of FP17s Relating to Free Repair or Replacements	0	766	0.0%	0.6%	0.7%
% of FP17s Relating to Continuations	10	766	1.3%	0.6%	0.6%
% of Patients satisfied with the dentistry they have received	0	0	N/A	92.6%	93.0%
% of Patients satisfied with the time they had to wait for an appointment	0	0	N/A	89.7%	87.5%

* This is based on patients treated on this contract for their most recent course of treatment.

Figures in italics indicate the base number of FP17s or Patient Questionnaire responses are less than 100. N/A is shown where the base number of responses is less than 10 during the period. % is calculated as Quantity/Base number*100

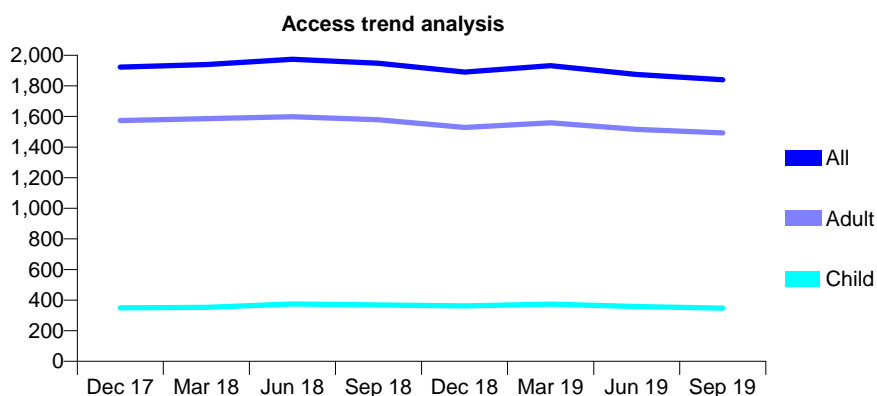
7A4 - Vital Signs At a Glance Contract Report for 239887/0001 - September 2019

Name or company name	MISS S YEGANEH
Contract type name	GDS Contract
Purpose of contract	General
Contract start date	01/04/2006
Contract end date	

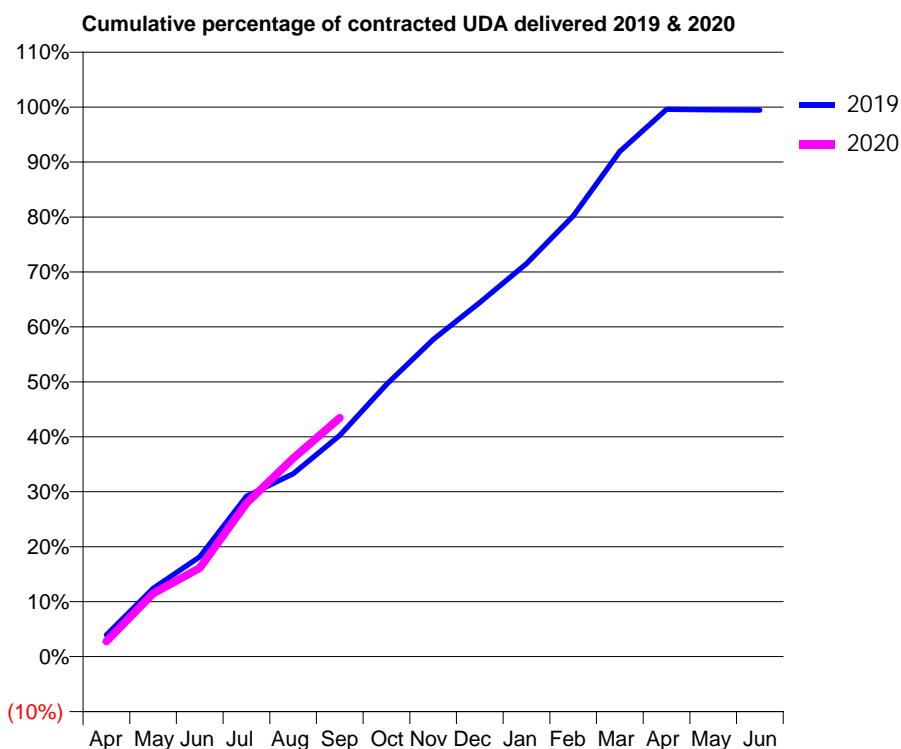
19/20 Contracted general activity (UDA)	7,705
Carry forward general activity (UDA)	0
19/20 Contracted orthodontic activity (UOA)	0
Carry forward orthodontic activity (UOA)	0
Baseline contract value	£160,200.55

ACCESS*

Patients seen in 24 months	Total	Change since previous quarter
Quarter ending September 2018	1,947	
Quarter ending December 2018	1,890	↓
Quarter ending March 2019	1,932	↑
Quarter ending June 2019	1,874	↓
Quarter ending September 2019	1,840	↓
Variance since September 2018	(5.5%)	↓



ACTIVITY



Month	Adjusted Scheduled Activity (UDA)	
	2019	2020
April	303	214
May	957	885
June	1,400	1,242
July	2,247	2,152
August	2,565	2,781
September	3,103	3,348
October	3,815	
November	4,448	
December	4,966	
January	5,509	
February	6,179	
March	7,082	
April	7,673	
May	7,666	
June	7,662	

QUALITY

	Quantity	Base Number	Contract	LHB	Wales
% of FP17s for the same patient ID Re-attending within 3 months - Children	52	346	15.0%	8.3%	10.7%
% of FP17s for the same patient ID Re-attending within 3 months - Adults	177	1,252	14.1%	14.5%	15.4%
% of FP17s for the same patient ID Re-attending between 3 & 9 months - Children	253	346	73.1%	59.1%	60.1%
% of FP17s for the same patient ID Re-attending between 3 & 9 months - Adults	889	1,252	71.0%	57.3%	56.7%
% of FP17s for Band 1 Urgent Courses	26	1,428	1.8%	8.8%	9.1%
% of FP17s Relating to Free Repair or Replacements	2	1,428	0.1%	0.6%	0.7%
% of FP17s Relating to Continuations	3	1,428	0.2%	0.6%	0.6%
% of Patients satisfied with the dentistry they have received	3	4	N/A	92.6%	93.0%
% of Patients satisfied with the time they had to wait for an appointment	4	4	N/A	89.7%	87.5%

* This is based on patients treated on this contract for their most recent course of treatment. Figures in italics indicate the base number of FP17s or Patient Questionnaire responses are less than 100. N/A is shown where the base number of responses is less than 10 during the period. % is calculated as Quantity/Base number*100

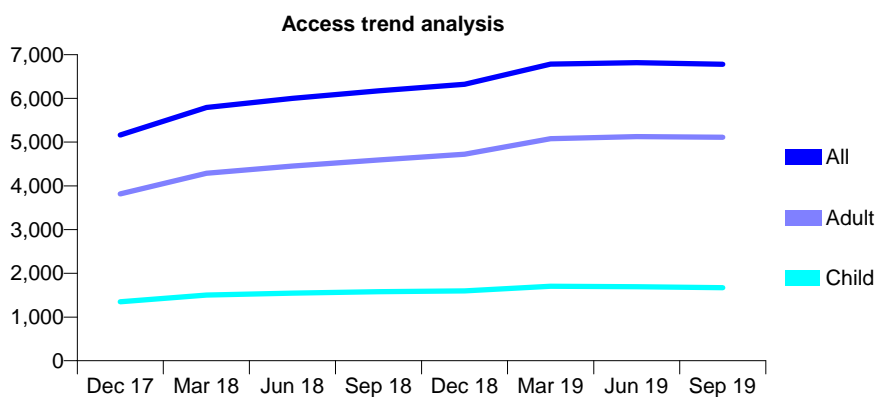
7A4 - Vital Signs At a Glance Contract Report for 264547/0001 - September 2019

Name or company name	MISS A WICKRAMASINGHE
Contract type name	Pilot Contract
Purpose of contract	General
Contract start date	01/09/2010
Contract end date	

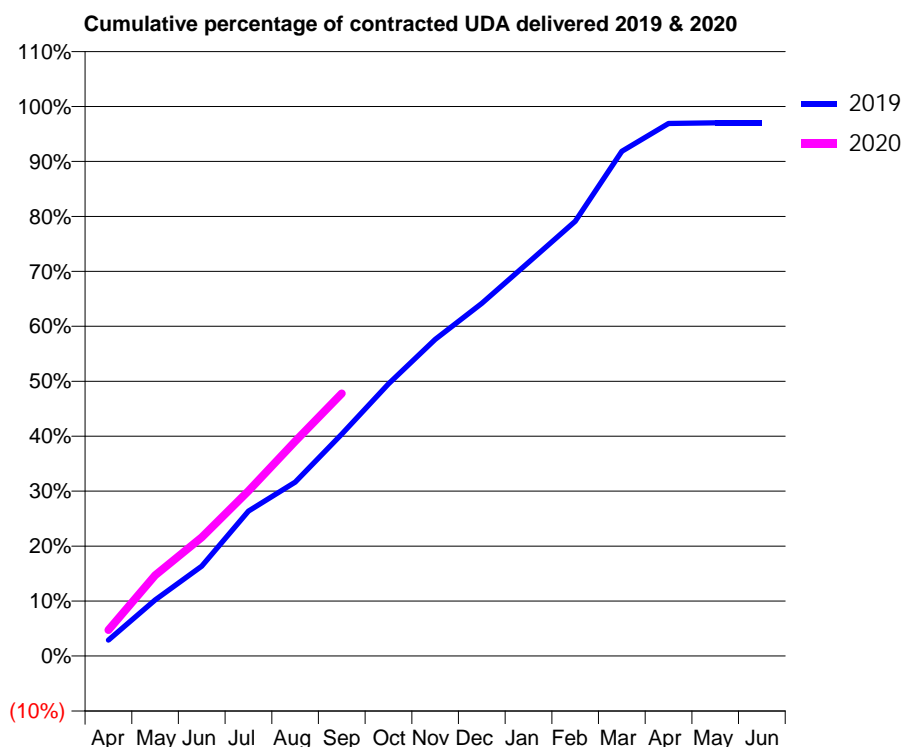
19/20 Contracted general activity (UDA)	20,251
Carry forward general activity (UDA)	0
19/20 Contracted orthodontic activity (UOA)	0
Carry forward orthodontic activity (UOA)	0
Baseline contract value	£562,518.24

ACCESS*

Patients seen in 24 months	Total	Change since previous quarter
Quarter ending September 2018	6,171	
Quarter ending December 2018	6,321	↑
Quarter ending March 2019	6,786	↑
Quarter ending June 2019	6,820	→
Quarter ending September 2019	6,778	→
Variance since September 2018	9.8%	↑



ACTIVITY



Month	Adjusted Scheduled Activity (UDA)	
	2019	2020
April	669	960
May	2,361	2,973
June	3,784	4,371
July	6,096	6,084
August	7,317	7,910
September	9,334	9,673
October	11,452	
November	13,327	
December	14,838	
January	16,563	
February	18,294	
March	21,239	
April	22,413	
May	22,434	
June	22,438	

QUALITY

	Quantity	Base Number	Contract	LHB	Wales
% of FP17s for the same patient ID Re-attending within 3 months - Children	79	1,271	6.2%	8.3%	10.7%
% of FP17s for the same patient ID Re-attending within 3 months - Adults	560	3,990	14.0%	14.5%	15.4%
% of FP17s for the same patient ID Re-attending between 3 & 9 months - Children	816	1,271	64.2%	59.1%	60.1%
% of FP17s for the same patient ID Re-attending between 3 & 9 months - Adults	2,514	3,990	63.0%	57.3%	56.7%
% of FP17s for Band 1 Urgent Courses	346	4,857	7.1%	8.8%	9.1%
% of FP17s Relating to Free Repair or Replacements	28	4,857	0.6%	0.6%	0.7%
% of FP17s Relating to Continuations	62	4,857	1.3%	0.6%	0.6%
% of Patients satisfied with the dentistry they have received	7	7	N/A	92.6%	93.0%
% of Patients satisfied with the time they had to wait for an appointment	7	7	N/A	89.7%	87.5%

* This is based on patients treated on this contract for their most recent course of treatment. Figures in italics indicate the base number of FP17s or Patient Questionnaire responses are less than 100. N/A is shown where the base number of responses is less than 10 during the period. % is calculated as Quantity/Base number*100

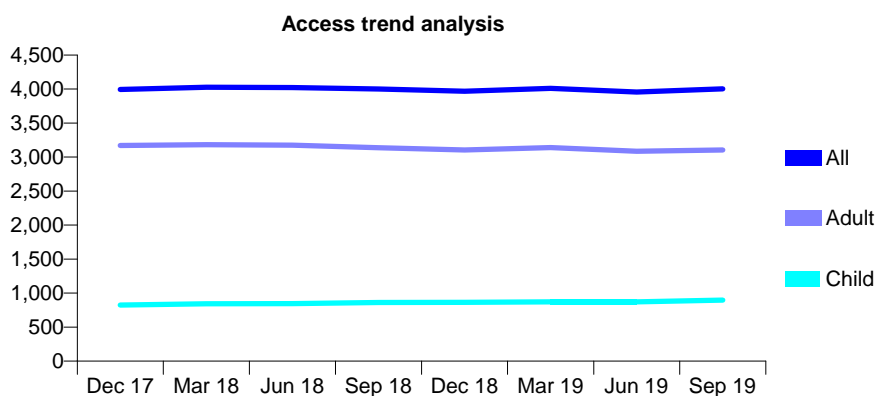
7A4 - Vital Signs At a Glance Contract Report for 567507/0004 - September 2019

Name or company name	MRS P SATCHELL
Contract type name	GDS Contract
Purpose of contract	General
Contract start date	01/12/2014
Contract end date	

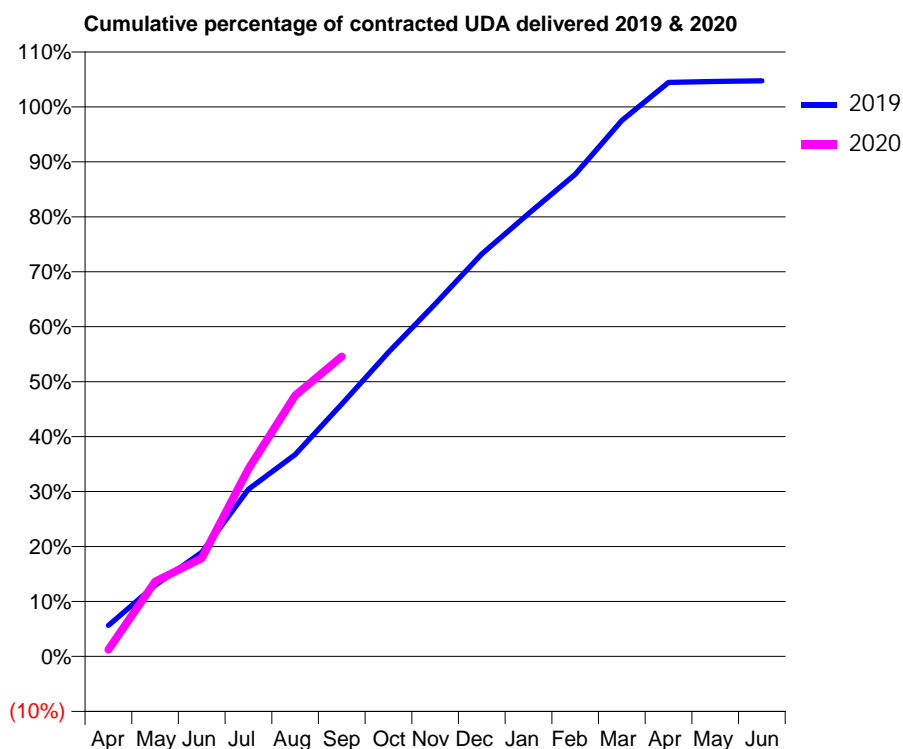
19/20 Contracted general activity (UDA)	10,052
Carry forward general activity (UDA)	0
19/20 Contracted orthodontic activity (UOA)	0
Carry forward orthodontic activity (UOA)	0
Baseline contract value	£209,144.08

ACCESS*

Patients seen in 24 months	Total	Change since previous quarter
Quarter ending September 2018	4,000	
Quarter ending December 2018	3,967	→
Quarter ending March 2019	4,011	→
Quarter ending June 2019	3,956	↓
Quarter ending September 2019	4,002	→
Variance since September 2018	0.1%	→



ACTIVITY



Month	2019	2020
April	568	125
May	1,301	1,370
June	1,905	1,797
July	3,058	3,430
August	3,691	4,772
September	4,617	5,485
October	5,563	
November	6,449	
December	7,360	
January	8,099	
February	8,819	
March	9,801	
April	10,501	
May	10,518	
June	10,528	

QUALITY

	Quantity	Base Number	Contract	LHB	Wales
% of FP17s for the same patient ID Re-attending within 3 months - Children	29	647	4.5%	8.3%	10.7%
% of FP17s for the same patient ID Re-attending within 3 months - Adults	167	2,148	7.8%	14.5%	15.4%
% of FP17s for the same patient ID Re-attending between 3 & 9 months - Children	392	647	60.6%	59.1%	60.1%
% of FP17s for the same patient ID Re-attending between 3 & 9 months - Adults	1,332	2,148	62.0%	57.3%	56.7%
% of FP17s for Band 1 Urgent Courses	110	2,450	4.5%	8.8%	9.1%
% of FP17s Relating to Free Repair or Replacements	0	2,450	0.0%	0.6%	0.7%
% of FP17s Relating to Continuations	5	2,450	0.2%	0.6%	0.6%
% of Patients satisfied with the dentistry they have received	15	16	93.8%	92.6%	93.0%
% of Patients satisfied with the time they had to wait for an appointment	13	16	81.3%	89.7%	87.5%

* This is based on patients treated on this contract for their most recent course of treatment. Figures in italics indicate the base number of FP17s or Patient Questionnaire responses are less than 100. N/A is shown where the base number of responses is less than 10 during the period. % is calculated as Quantity/Base number*100

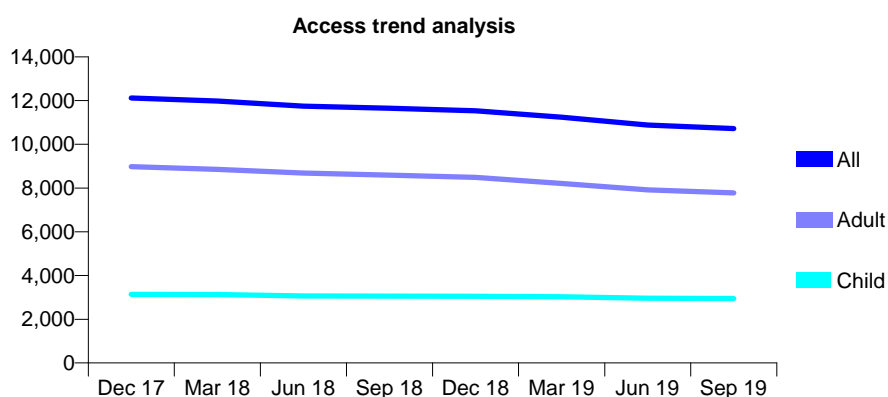
7A4 - Vital Signs At a Glance Contract Report for 578851/0001 - September 2019

Name or company name	MR DR COX
Contract type name	Pilot Contract
Purpose of contract	General
Contract start date	01/04/2006
Contract end date	

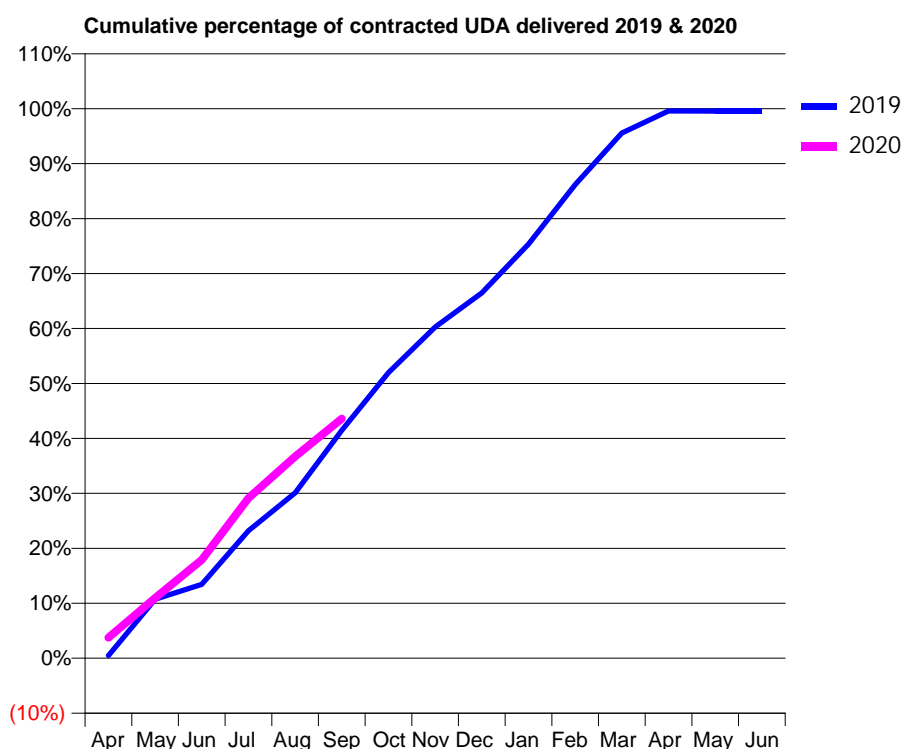
19/20 Contracted general activity (UDA)	24,322
Carry forward general activity (UDA)	0
19/20 Contracted orthodontic activity (UOA)	0
Carry forward orthodontic activity (UOA)	0
Baseline contract value	£684,159.40

ACCESS*

Patients seen in 24 months	Total	Change since previous quarter
Quarter ending September 2018	11,648	
Quarter ending December 2018	11,533	→
Quarter ending March 2019	11,237	↓
Quarter ending June 2019	10,881	↓
Quarter ending September 2019	10,721	↓
Variance since September 2018	(8.0%)	↓



ACTIVITY



Month	Adjusted Scheduled Activity (UDA)	
	2019	2020
April	126	914
May	2,758	2,666
June	3,451	4,355
July	5,960	7,087
August	7,726	8,929
September	10,641	10,597
October	13,344	
November	15,472	
December	17,067	
January	19,346	
February	22,123	
March	24,528	
April	25,562	
May	25,561	
June	25,557	

QUALITY

	Quantity	Base Number	Contract	LHB	Wales
% of FP17s for the same patient ID Re-attending within 3 months - Children	142	2,115	6.7%	8.3%	10.7%
% of FP17s for the same patient ID Re-attending within 3 months - Adults	662	5,075	13.0%	14.5%	15.4%
% of FP17s for the same patient ID Re-attending between 3 & 9 months - Children	1,244	2,115	58.8%	59.1%	60.1%
% of FP17s for the same patient ID Re-attending between 3 & 9 months - Adults	2,704	5,075	53.3%	57.3%	56.7%
% of FP17s for Band 1 Urgent Courses	697	6,579	10.6%	8.8%	9.1%
% of FP17s Relating to Free Repair or Replacements	43	6,579	0.7%	0.6%	0.7%
% of FP17s Relating to Continuations	5	6,579	0.1%	0.6%	0.6%
% of Patients satisfied with the dentistry they have received	24	25	96.0%	92.6%	93.0%
% of Patients satisfied with the time they had to wait for an appointment	20	25	80.0%	89.7%	87.5%

* This is based on patients treated on this contract for their most recent course of treatment.

Figures in italics indicate the base number of FP17s or Patient Questionnaire responses are less than 100. N/A is shown where the base number of responses is less than 10 during the period. % is calculated as Quantity/Base number*100

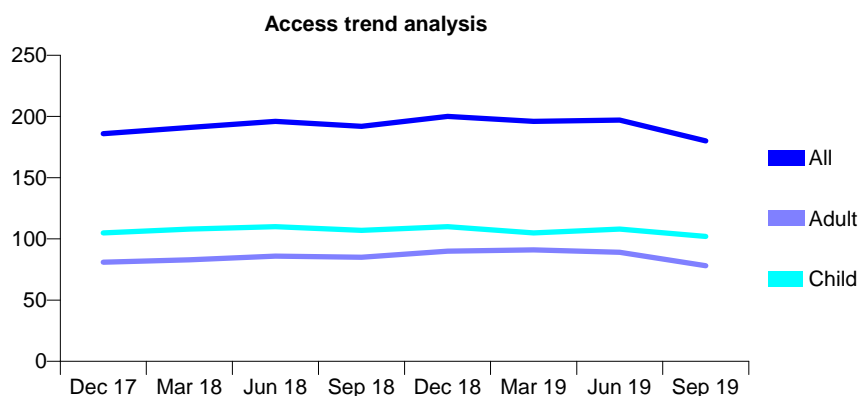
7A4 - Vital Signs At a Glance Contract Report for 631590/0001 - September 2019

Name or company name	MISS JM HENDLY
Contract type name	GDS Contract
Purpose of contract	General
Contract start date	01/04/2006
Contract end date	

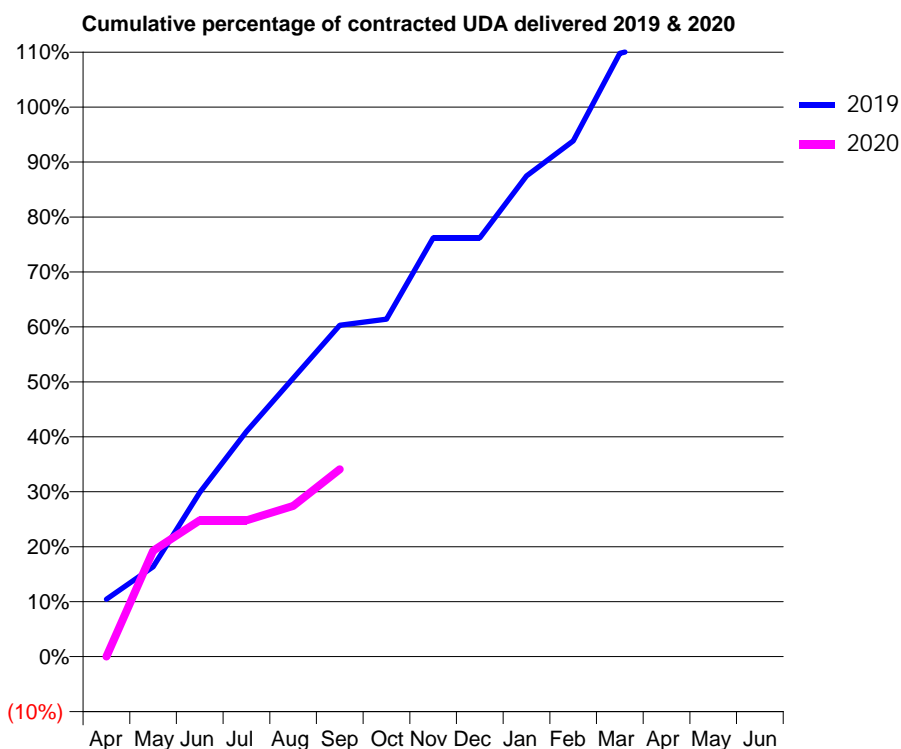
19/20 Contracted general activity (UDA)	270
Carry forward general activity (UDA)	0
19/20 Contracted orthodontic activity (UOA)	0
Carry forward orthodontic activity (UOA)	0
Baseline contract value	£8,470.08

ACCESS*

Patients seen in 24 months	Total	Change since previous quarter
Quarter ending September 2018	192	
Quarter ending December 2018	200	↑
Quarter ending March 2019	196	↓
Quarter ending June 2019	197	→
Quarter ending September 2019	180	↓
Variance since September 2018	(6.3%)	↓



ACTIVITY



Month	Adjusted Scheduled Activity (UDA)	
	2019	2020
April	28	0
May	44	52
June	81	67
July	111	67
August	137	74
September	163	92
October	166	
November	206	
December	206	
January	236	
February	253	
March	296	
April	302	
May	303	
June	303	

QUALITY

	Quantity	Base Number	Contract	LHB	Wales
% of FP17s for the same patient ID Re-attending within 3 months - Children	0	40	0.0%	8.3%	10.7%
% of FP17s for the same patient ID Re-attending within 3 months - Adults	0	26	0.0%	14.5%	15.4%
% of FP17s for the same patient ID Re-attending between 3 & 9 months - Children	18	40	45.0%	59.1%	60.1%
% of FP17s for the same patient ID Re-attending between 3 & 9 months - Adults	11	26	42.3%	57.3%	56.7%
% of FP17s for Band 1 Urgent Courses	0	61	0.0%	8.8%	9.1%
% of FP17s Relating to Free Repair or Replacements	0	61	0.0%	0.6%	0.7%
% of FP17s Relating to Continuations	0	61	0.0%	0.6%	0.6%
% of Patients satisfied with the dentistry they have received	0	0	N/A	92.6%	93.0%
% of Patients satisfied with the time they had to wait for an appointment	0	0	N/A	89.7%	87.5%

* This is based on patients treated on this contract for their most recent course of treatment. Figures in italics indicate the base number of FP17s or Patient Questionnaire responses are less than 100. N/A is shown where the base number of responses is less than 10 during the period. % is calculated as Quantity/Base number*100

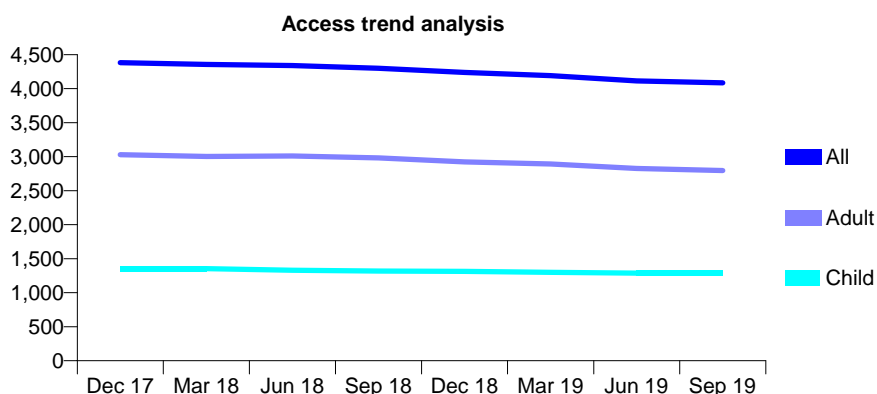
7A4 - Vital Signs At a Glance Contract Report for 673366/0001 - September 2019

Name or company name	MR MA CLARK
Contract type name	GDS Contract
Purpose of contract	General
Contract start date	01/04/2006
Contract end date	

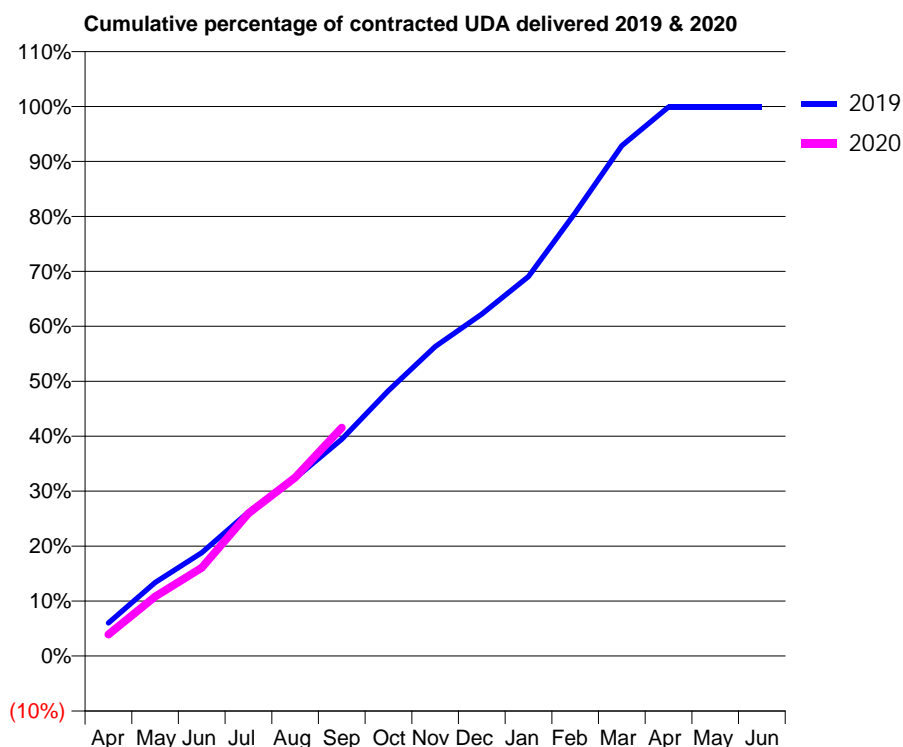
19/20 Contracted general activity (UDA)	10,817
Carry forward general activity (UDA)	0
19/20 Contracted orthodontic activity (UOA)	0
Carry forward orthodontic activity (UOA)	0
Baseline contract value	£279,068.69

ACCESS*

Patients seen in 24 months	Total	Change since previous quarter
Quarter ending September 2018	4,301	
Quarter ending December 2018	4,239	↓
Quarter ending March 2019	4,192	↓
Quarter ending June 2019	4,115	↓
Quarter ending September 2019	4,086	→
Variance since September 2018	(5.0%)	↓



ACTIVITY



Month	Adjusted Scheduled Activity (UDA)	
	2019	2020
April	651	424
May	1,448	1,173
June	2,032	1,737
July	2,833	2,807
August	3,501	3,514
September	4,267	4,491
October	5,225	
November	6,092	
December	6,730	
January	7,470	
February	8,725	
March	10,045	
April	10,806	
May	10,806	
June	10,806	

QUALITY

	Quantity	Base Number	Contract	LHB	Wales
% of FP17s for the same patient ID Re-attending within 3 months - Children	72	1,117	6.4%	8.3%	10.7%
% of FP17s for the same patient ID Re-attending within 3 months - Adults	179	2,236	8.0%	14.5%	15.4%
% of FP17s for the same patient ID Re-attending between 3 & 9 months - Children	768	1,117	68.8%	59.1%	60.1%
% of FP17s for the same patient ID Re-attending between 3 & 9 months - Adults	1,483	2,236	66.3%	57.3%	56.7%
% of FP17s for Band 1 Urgent Courses	117	3,034	3.9%	8.8%	9.1%
% of FP17s Relating to Free Repair or Replacements	13	3,034	0.4%	0.6%	0.7%
% of FP17s Relating to Continuations	0	3,034	0.0%	0.6%	0.6%
% of Patients satisfied with the dentistry they have received	2	2	N/A	92.6%	93.0%
% of Patients satisfied with the time they had to wait for an appointment	2	2	N/A	89.7%	87.5%

* This is based on patients treated on this contract for their most recent course of treatment. Figures in italics indicate the base number of FP17s or Patient Questionnaire responses are less than 100. N/A is shown where the base number of responses is less than 10 during the period. % is calculated as Quantity/Base number*100

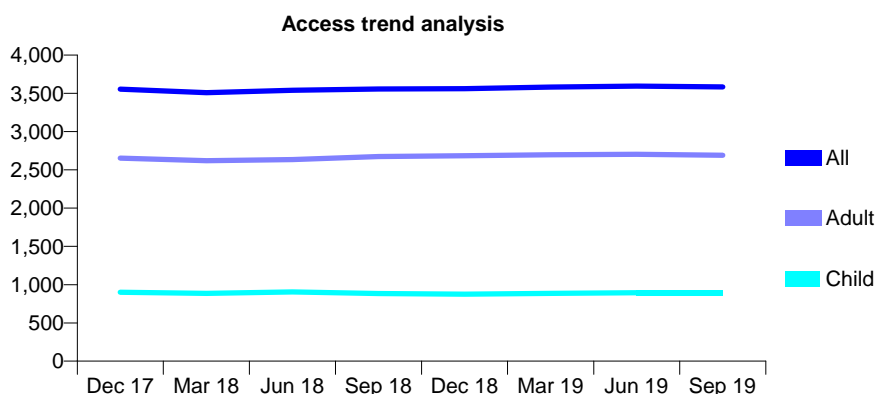
7A4 - Vital Signs At a Glance Contract Report for 675296/0001 - September 2019

Name or company name	MR A AKBAS
Contract type name	GDS Contract
Purpose of contract	General
Contract start date	01/04/2006
Contract end date	

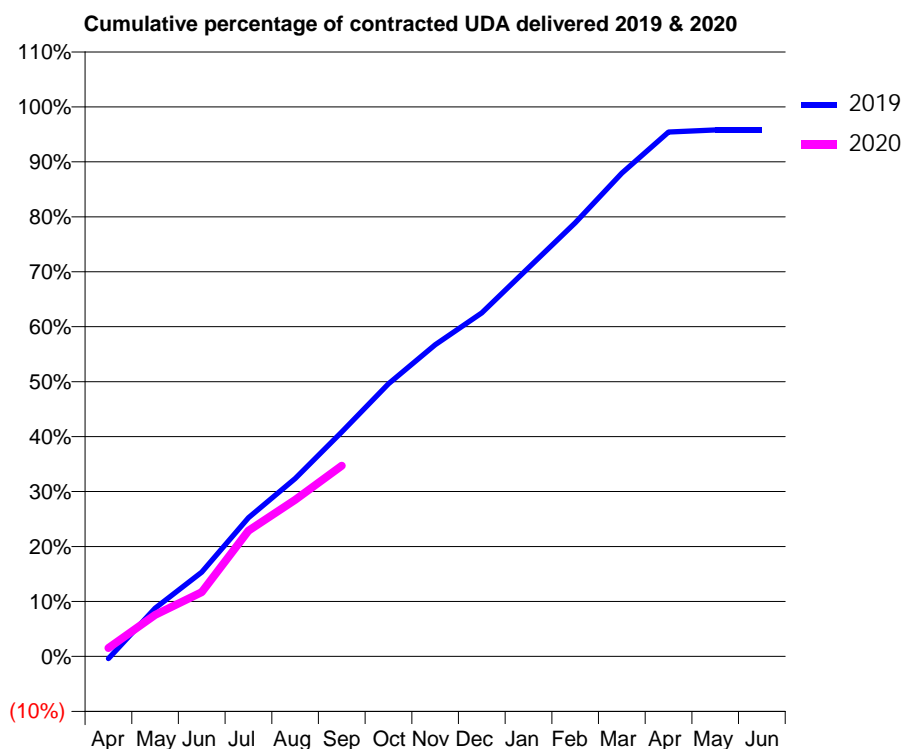
19/20 Contracted general activity (UDA)	14,000
Carry forward general activity (UDA)	0
19/20 Contracted orthodontic activity (UOA)	0
Carry forward orthodontic activity (UOA)	0
Baseline contract value	£366,655.33

ACCESS*

Patients seen in 24 months	Total	Change since previous quarter
Quarter ending September 2018	3,556	
Quarter ending December 2018	3,561	→
Quarter ending March 2019	3,583	→
Quarter ending June 2019	3,595	→
Quarter ending September 2019	3,585	→
Variance since September 2018	0.8%	→



ACTIVITY



Month	Adjusted Scheduled Activity (UDA)	
	2019	2020
April	-55	216
May	1,230	1,060
June	2,148	1,641
July	3,536	3,200
August	4,532	3,989
September	5,720	4,861
October	6,946	
November	7,942	
December	8,750	
January	9,903	
February	11,047	
March	12,310	
April	13,356	
May	13,411	
June	13,410	

QUALITY

	Quantity	Base Number	Contract	LHB	Wales
% of FP17s for the same patient ID Re-attending within 3 months - Children	33	600	5.5%	8.3%	10.7%
% of FP17s for the same patient ID Re-attending within 3 months - Adults	261	1,845	14.1%	14.5%	15.4%
% of FP17s for the same patient ID Re-attending between 3 & 9 months - Children	333	600	55.5%	59.1%	60.1%
% of FP17s for the same patient ID Re-attending between 3 & 9 months - Adults	1,031	1,845	55.9%	57.3%	56.7%
% of FP17s for Band 1 Urgent Courses	134	2,087	6.4%	8.8%	9.1%
% of FP17s Relating to Free Repair or Replacements	15	2,087	0.7%	0.6%	0.7%
% of FP17s Relating to Continuations	24	2,087	1.1%	0.6%	0.6%
% of Patients satisfied with the dentistry they have received	5	5	N/A	92.6%	93.0%
% of Patients satisfied with the time they had to wait for an appointment	5	5	N/A	89.7%	87.5%

* This is based on patients treated on this contract for their most recent course of treatment. Figures in italics indicate the base number of FP17s or Patient Questionnaire responses are less than 100. N/A is shown where the base number of responses is less than 10 during the period. % is calculated as Quantity/Base number*100

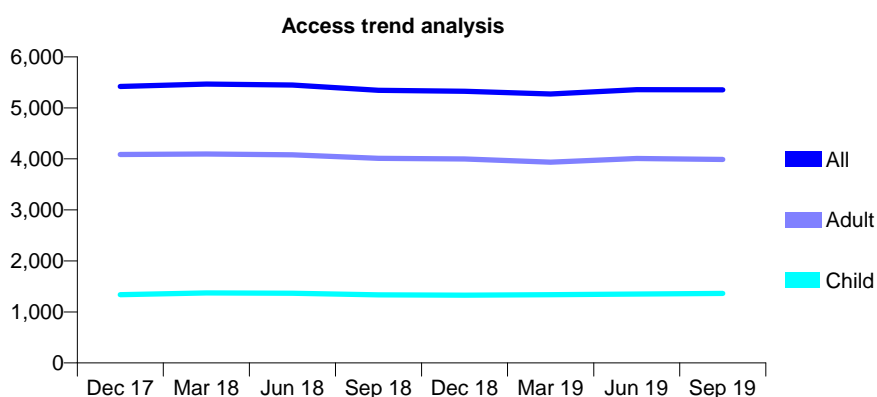
7A4 - Vital Signs At a Glance Contract Report for 773816/0002 - September 2019

Name or company name	MISS AM ROCKEY
Contract type name	Pilot Contract
Purpose of contract	General
Contract start date	28/11/2011
Contract end date	

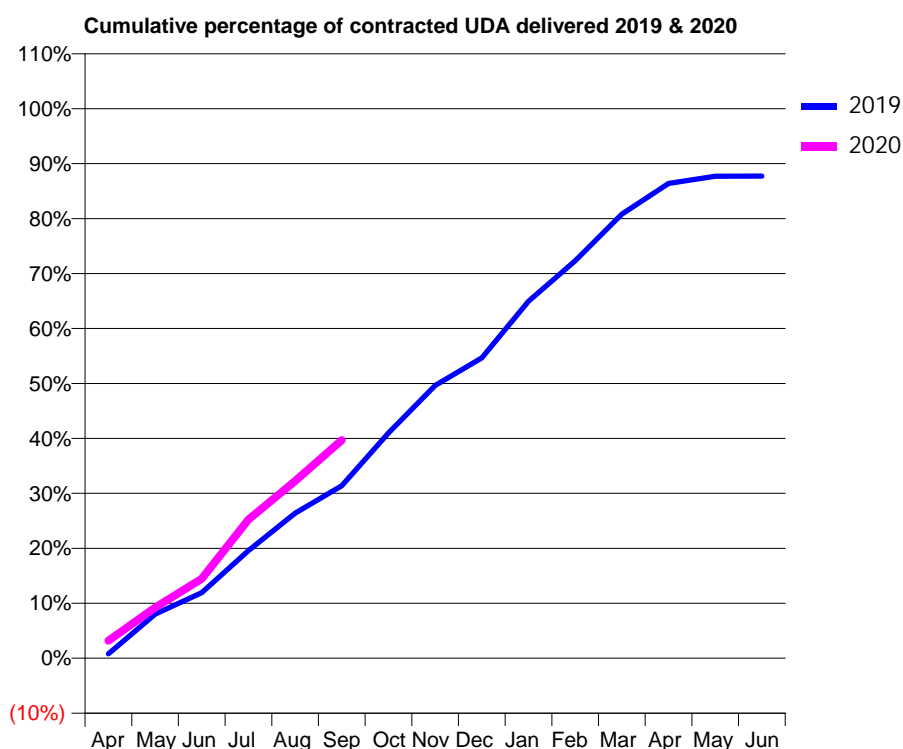
19/20 Contracted general activity (UDA)	13,567
Carry forward general activity (UDA)	0
19/20 Contracted orthodontic activity (UOA)	0
Carry forward orthodontic activity (UOA)	0
Baseline contract value	£379,801.29

ACCESS*

Patients seen in 24 months	Total	Change since previous quarter
Quarter ending September 2018	5,345	
Quarter ending December 2018	5,328	→
Quarter ending March 2019	5,272	↓
Quarter ending June 2019	5,357	→
Quarter ending September 2019	5,352	→
Variance since September 2018	0.1%	→



ACTIVITY



Month	2019	2020
April	121	432
May	1,208	1,249
June	1,800	1,963
July	2,953	3,424
August	3,982	4,378
September	4,732	5,383
October	6,180	
November	7,482	
December	8,238	
January	9,791	
February	10,903	
March	12,179	
April	13,022	
May	13,222	
June	13,224	

QUALITY

	Quantity	Base Number	Contract	LHB	Wales
% of FP17s for the same patient ID Re-attending within 3 months - Children	83	768	10.8%	8.3%	10.7%
% of FP17s for the same patient ID Re-attending within 3 months - Adults	454	2,328	19.5%	14.5%	15.4%
% of FP17s for the same patient ID Re-attending between 3 & 9 months - Children	281	768	36.6%	59.1%	60.1%
% of FP17s for the same patient ID Re-attending between 3 & 9 months - Adults	832	2,328	35.7%	57.3%	56.7%
% of FP17s for Band 1 Urgent Courses	556	2,696	20.6%	8.8%	9.1%
% of FP17s Relating to Free Repair or Replacements	21	2,696	0.8%	0.6%	0.7%
% of FP17s Relating to Continuations	25	2,696	0.9%	0.6%	0.6%
% of Patients satisfied with the dentistry they have received	8	8	N/A	92.6%	93.0%
% of Patients satisfied with the time they had to wait for an appointment	8	8	N/A	89.7%	87.5%

* This is based on patients treated on this contract for their most recent course of treatment. Figures in italics indicate the base number of FP17s or Patient Questionnaire responses are less than 100. N/A is shown where the base number of responses is less than 10 during the period. % is calculated as Quantity/Base number*100

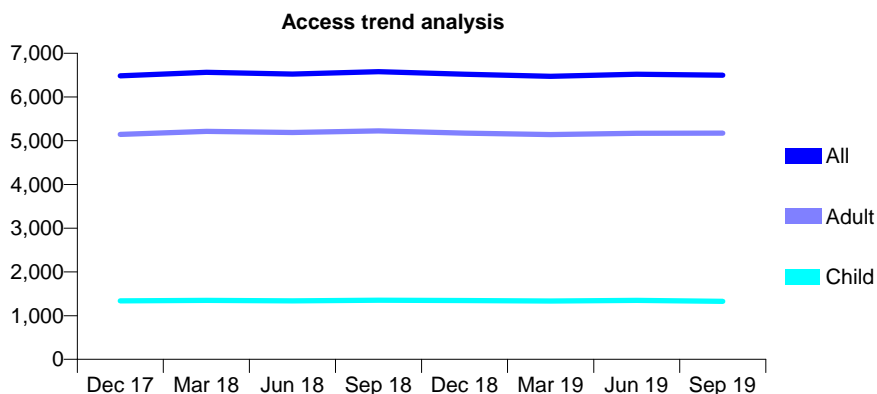
7A4 - Vital Signs At a Glance Contract Report for 781266/0001 - September 2019

Name or company name	MR AR JAMES
Contract type name	GDS Contract
Purpose of contract	General
Contract start date	01/09/2013
Contract end date	

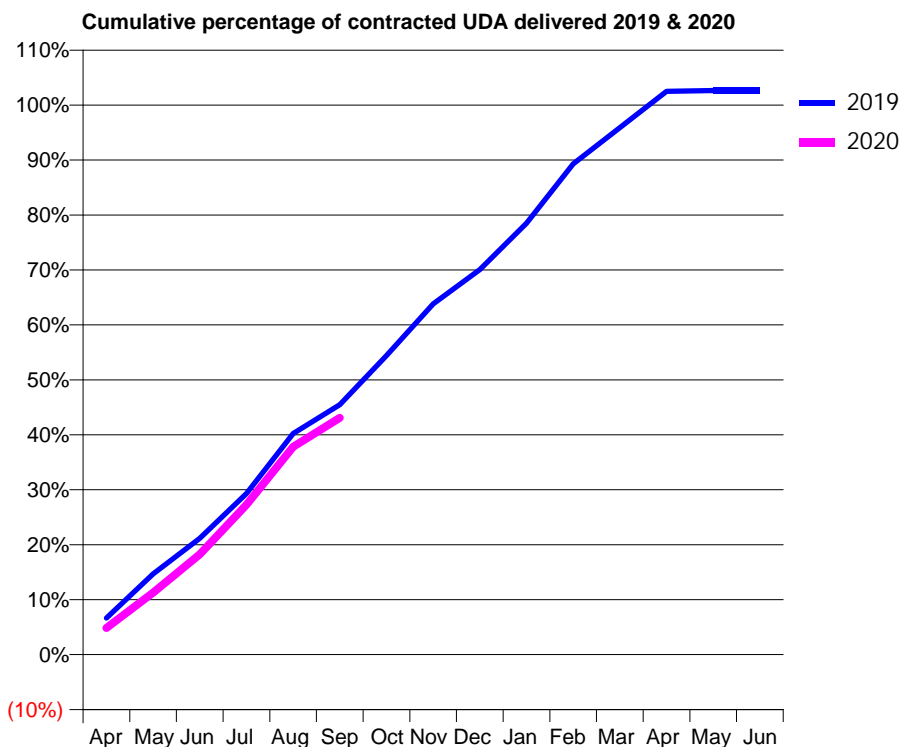
19/20 Contracted general activity (UDA)	21,563
Carry forward general activity (UDA)	0
19/20 Contracted orthodontic activity (UOA)	0
Carry forward orthodontic activity (UOA)	0
Baseline contract value	£617,080.70

ACCESS*

Patients seen in 24 months	Total	Change since previous quarter
Quarter ending September 2018	6,580	
Quarter ending December 2018	6,520	→
Quarter ending March 2019	6,474	→
Quarter ending June 2019	6,521	→
Quarter ending September 2019	6,498	→
Variance since September 2018	(1.2%)	↓



ACTIVITY



Month	Adjusted Scheduled Activity (UDA)	
	2019	2020
April	1,435	1,050
May	3,168	2,437
June	4,568	3,930
July	6,324	5,879
August	8,672	8,154
September	9,803	9,291
October	11,735	
November	13,766	
December	15,106	
January	16,923	
February	19,253	
March	20,675	
April	22,102	
May	22,131	
June	22,133	

QUALITY

	Quantity	Base Number	Contract	LHB	Wales
% of FP17s for the same patient ID Re-attending within 3 months - Children	37	871	4.2%	8.3%	10.7%
% of FP17s for the same patient ID Re-attending within 3 months - Adults	515	3,804	13.5%	14.5%	15.4%
% of FP17s for the same patient ID Re-attending between 3 & 9 months - Children	475	871	54.5%	59.1%	60.1%
% of FP17s for the same patient ID Re-attending between 3 & 9 months - Adults	2,200	3,804	57.8%	57.3%	56.7%
% of FP17s for Band 1 Urgent Courses	242	4,155	5.8%	8.8%	9.1%
% of FP17s Relating to Free Repair or Replacements	24	4,155	0.6%	0.6%	0.7%
% of FP17s Relating to Continuations	50	4,155	1.2%	0.6%	0.6%
% of Patients satisfied with the dentistry they have received	14	14	100.0%	92.6%	93.0%
% of Patients satisfied with the time they had to wait for an appointment	14	14	100.0%	89.7%	87.5%

* This is based on patients treated on this contract for their most recent course of treatment. Figures in italics indicate the base number of FP17s or Patient Questionnaire responses are less than 100. N/A is shown where the base number of responses is less than 10 during the period. % is calculated as Quantity/Base number*100

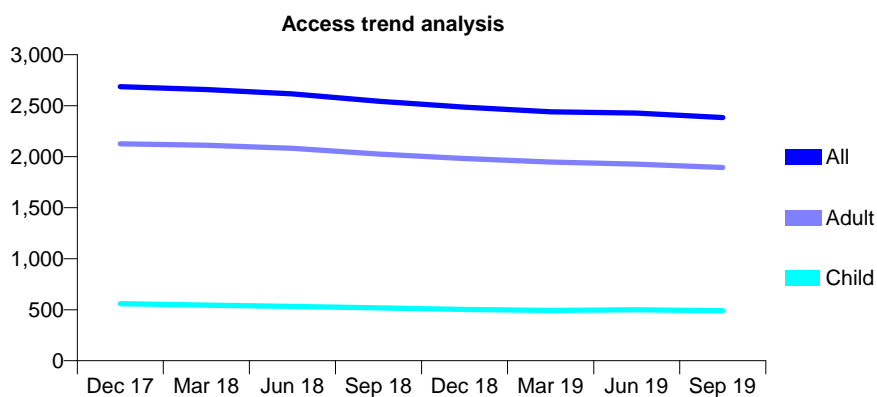
7A4 - Vital Signs At a Glance Contract Report for 808423/0001 - September 2019

Name or company name	MR HW EVANS
Contract type name	GDS Contract
Purpose of contract	General
Contract start date	01/04/2006
Contract end date	

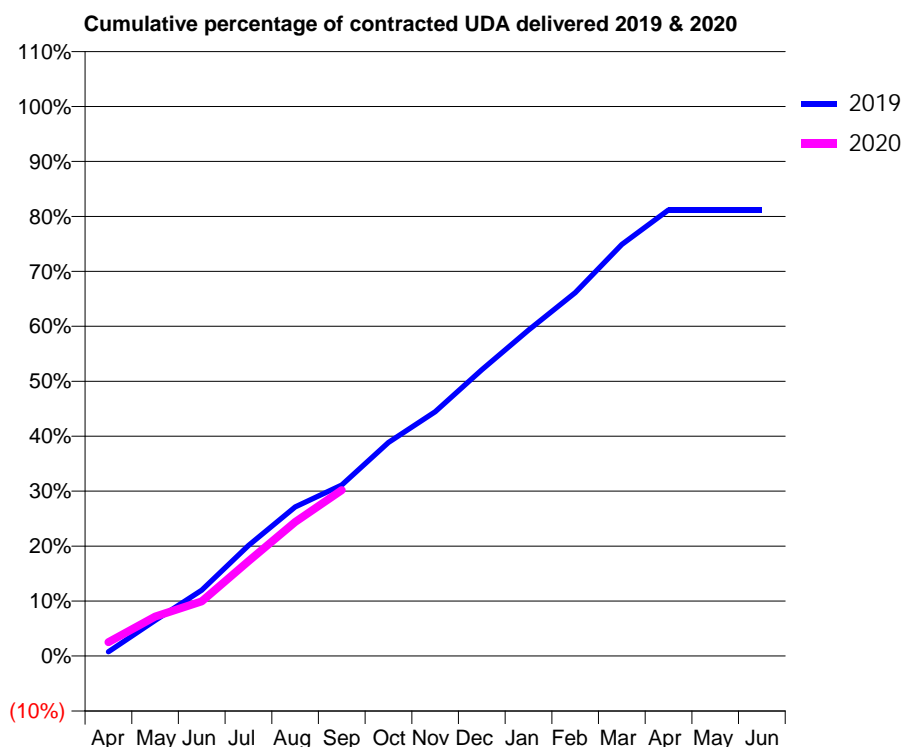
19/20 Contracted general activity (UDA)	10,044
Carry forward general activity (UDA)	0
19/20 Contracted orthodontic activity (UOA)	0
Carry forward orthodontic activity (UOA)	0
Baseline contract value	£293,805.65

ACCESS*

Patients seen in 24 months	Total	Change since previous quarter
Quarter ending September 2018	2,543	
Quarter ending December 2018	2,485	↓
Quarter ending March 2019	2,440	↓
Quarter ending June 2019	2,428	→
Quarter ending September 2019	2,384	↓
Variance since September 2018	(6.3%)	↓



ACTIVITY



Month	Adjusted Scheduled Activity (UDA)	
	2019	2020
April	77	253
May	652	720
June	1,205	1,001
July	2,018	1,734
August	2,725	2,451
September	3,126	3,030
October	3,904	
November	4,467	
December	5,233	
January	5,958	
February	6,641	
March	7,519	
April	8,154	
May	8,154	
June	8,154	

QUALITY

	Quantity	Base Number	Contract	LHB	Wales
% of FP17s for the same patient ID Re-attending within 3 months - Children	12	306	3.9%	8.3%	10.7%
% of FP17s for the same patient ID Re-attending within 3 months - Adults	170	1,386	12.3%	14.5%	15.4%
% of FP17s for the same patient ID Re-attending between 3 & 9 months - Children	155	306	50.7%	59.1%	60.1%
% of FP17s for the same patient ID Re-attending between 3 & 9 months - Adults	786	1,386	56.7%	57.3%	56.7%
% of FP17s for Band 1 Urgent Courses	78	1,538	5.1%	8.8%	9.1%
% of FP17s Relating to Free Repair or Replacements	0	1,538	0.0%	0.6%	0.7%
% of FP17s Relating to Continuations	28	1,538	1.8%	0.6%	0.6%
% of Patients satisfied with the dentistry they have received	6	6	N/A	92.6%	93.0%
% of Patients satisfied with the time they had to wait for an appointment	6	6	N/A	89.7%	87.5%

* This is based on patients treated on this contract for their most recent course of treatment. Figures in italics indicate the base number of FP17s or Patient Questionnaire responses are less than 100. N/A is shown where the base number of responses is less than 10 during the period. % is calculated as Quantity/Base number*100

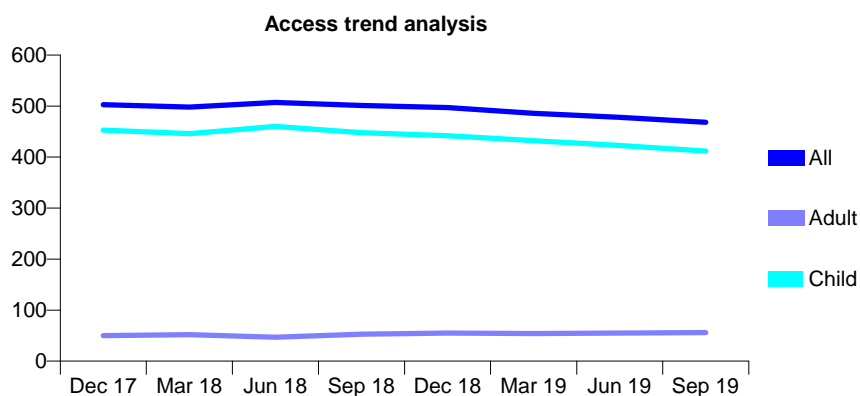
7A4 - Vital Signs At a Glance Contract Report for 820741/0002 - September 2019

Name or company name	MRS N TAAFFE
Contract type name	GDS Contract
Purpose of contract	General
Contract start date	22/11/2015
Contract end date	

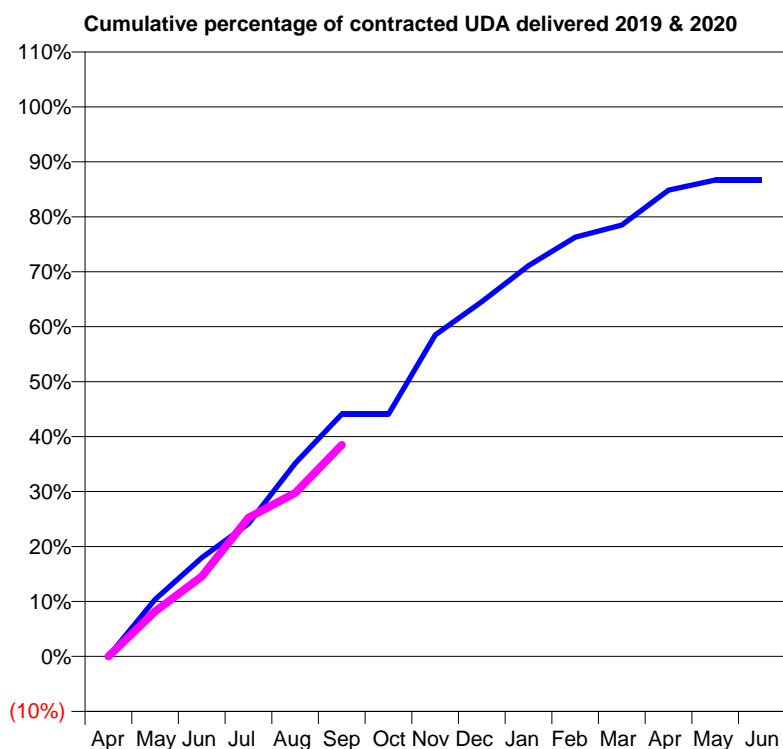
19/20 Contracted general activity (UDA)	1,040
Carry forward general activity (UDA)	0
19/20 Contracted orthodontic activity (UOA)	0
Carry forward orthodontic activity (UOA)	0
Baseline contract value	£27,364.74

ACCESS*

Patients seen in 24 months	Total	Change since previous quarter
Quarter ending September 2018	501	
Quarter ending December 2018	497	→
Quarter ending March 2019	486	↓
Quarter ending June 2019	478	↓
Quarter ending September 2019	468	↓
Variance since September 2018	(6.6%)	↓



ACTIVITY



Month	Adjusted Scheduled Activity (UDA)	
	2019	2020
April	0	0
May	108	85
June	187	151
July	251	262
August	365	309
September	458	400
October	458	
November	608	
December	671	
January	739	
February	793	
March	816	
April	882	
May	901	
June	901	

QUALITY

	Quantity	Base Number	Contract	LHB	Wales
% of FP17s for the same patient ID Re-attending within 3 months - Children	15	368	4.1%	8.3%	10.7%
% of FP17s for the same patient ID Re-attending within 3 months - Adults	0	9	0.0%	14.5%	15.4%
% of FP17s for the same patient ID Re-attending between 3 & 9 months - Children	265	368	72.0%	59.1%	60.1%
% of FP17s for the same patient ID Re-attending between 3 & 9 months - Adults	7	9	77.8%	57.3%	56.7%
% of FP17s for Band 1 Urgent Courses	2	313	0.6%	8.8%	9.1%
% of FP17s Relating to Free Repair or Replacements	1	313	0.3%	0.6%	0.7%
% of FP17s Relating to Continuations	0	313	0.0%	0.6%	0.6%
% of Patients satisfied with the dentistry they have received	1	1	N/A	92.6%	93.0%
% of Patients satisfied with the time they had to wait for an appointment	1	1	N/A	89.7%	87.5%

* This is based on patients treated on this contract for their most recent course of treatment. Figures in italics indicate the base number of FP17s or Patient Questionnaire responses are less than 100. N/A is shown where the base number of responses is less than 10 during the period. % is calculated as Quantity/Base number*100

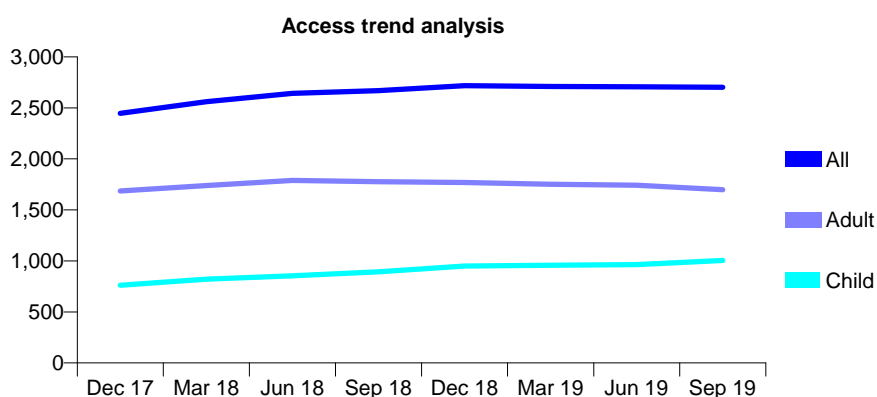
7A4 - Vital Signs At a Glance Contract Report for 838977/0004 - September 2019

Name or company name	MR HJ SAMUEL
Contract type name	GDS Contract
Purpose of contract	General
Contract start date	08/06/2015
Contract end date	

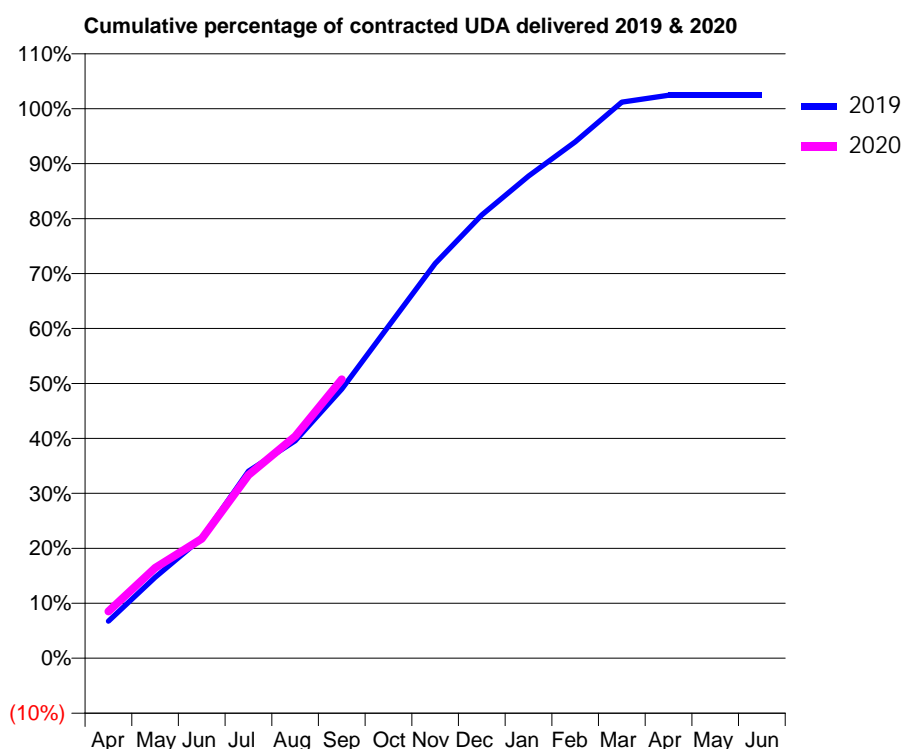
19/20 Contracted general activity (UDA)	8,000
Carry forward general activity (UDA)	0
19/20 Contracted orthodontic activity (UOA)	0
Carry forward orthodontic activity (UOA)	0
Baseline contract value	£263,120.31

ACCESS*

Patients seen in 24 months	Total	Change since previous quarter
Quarter ending September 2018	2,669	
Quarter ending December 2018	2,718	→
Quarter ending March 2019	2,709	→
Quarter ending June 2019	2,706	→
Quarter ending September 2019	2,702	→
Variance since September 2018	1.2%	→



ACTIVITY



Adjusted Scheduled Activity (UDA)		
Month	2019	2020
April	541	683
May	1,178	1,315
June	1,749	1,740
July	2,723	2,666
August	3,166	3,229
September	3,919	4,060
October	4,834	
November	5,747	
December	6,452	
January	7,019	
February	7,515	
March	8,095	
April	8,196	
May	8,196	
June	8,196	

QUALITY

	Quantity	Base Number	Contract	LHB	Wales
% of FP17s for the same patient ID Re-attending within 3 months - Children	54	841	6.4%	8.3%	10.7%
% of FP17s for the same patient ID Re-attending within 3 months - Adults	205	1,374	14.9%	14.5%	15.4%
% of FP17s for the same patient ID Re-attending between 3 & 9 months - Children	525	841	62.4%	59.1%	60.1%
% of FP17s for the same patient ID Re-attending between 3 & 9 months - Adults	798	1,374	58.1%	57.3%	56.7%
% of FP17s for Band 1 Urgent Courses	160	2,144	7.5%	8.8%	9.1%
% of FP17s Relating to Free Repair or Replacements	5	2,144	0.2%	0.6%	0.7%
% of FP17s Relating to Continuations	26	2,144	1.2%	0.6%	0.6%
% of Patients satisfied with the dentistry they have received	3	3	N/A	92.6%	93.0%
% of Patients satisfied with the time they had to wait for an appointment	3	3	N/A	89.7%	87.5%

* This is based on patients treated on this contract for their most recent course of treatment.

Figures in italics indicate the base number of FP17s or Patient Questionnaire responses are less than 100. N/A is shown where the base number of responses is less than 10 during the period. % is calculated as Quantity/Base number*100

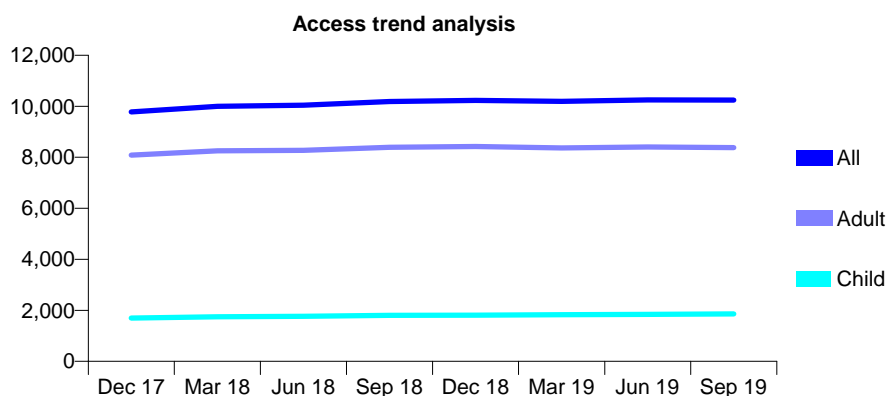
7A4 - Vital Signs At a Glance Contract Report for 838977/0005 - September 2019

Name or company name	MR HJ SAMUEL
Contract type name	GDS Contract
Purpose of contract	General
Contract start date	08/06/2015
Contract end date	

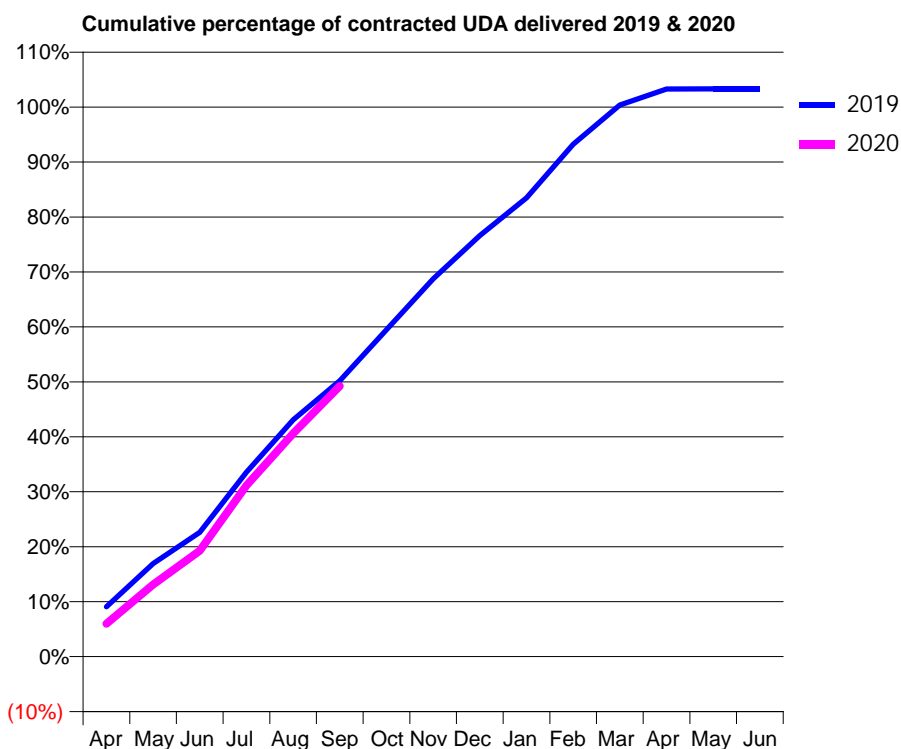
19/20 Contracted general activity (UDA)	30,780
Carry forward general activity (UDA)	0
19/20 Contracted orthodontic activity (UOA)	0
Carry forward orthodontic activity (UOA)	0
Baseline contract value	£730,090.11

ACCESS*

Patients seen in 24 months	Total	Change since previous quarter
Quarter ending September 2018	10,186	
Quarter ending December 2018	10,232	→
Quarter ending March 2019	10,195	→
Quarter ending June 2019	10,252	→
Quarter ending September 2019	10,238	→
Variance since September 2018	0.5%	→



ACTIVITY



Month	Adjusted Scheduled Activity (UDA)	
	2019	2020
April	2,794	1,841
May	5,216	4,039
June	6,957	5,925
July	10,332	9,586
August	13,260	12,499
September	15,451	15,153
October	18,308	
November	21,155	
December	23,577	
January	25,689	
February	28,699	
March	30,898	
April	31,793	
May	31,798	
June	31,801	

QUALITY

	Quantity	Base Number	Contract	LHB	Wales
% of FP17s for the same patient ID Re-attending within 3 months - Children	101	1,579	6.4%	8.3%	10.7%
% of FP17s for the same patient ID Re-attending within 3 months - Adults	764	6,678	11.4%	14.5%	15.4%
% of FP17s for the same patient ID Re-attending between 3 & 9 months - Children	972	1,579	61.6%	59.1%	60.1%
% of FP17s for the same patient ID Re-attending between 3 & 9 months - Adults	3,970	6,678	59.4%	57.3%	56.7%
% of FP17s for Band 1 Urgent Courses	539	7,801	6.9%	8.8%	9.1%
% of FP17s Relating to Free Repair or Replacements	44	7,801	0.6%	0.6%	0.7%
% of FP17s Relating to Continuations	83	7,801	1.1%	0.6%	0.6%
% of Patients satisfied with the dentistry they have received	14	15	93.3%	92.6%	93.0%
% of Patients satisfied with the time they had to wait for an appointment	13	15	86.7%	89.7%	87.5%

* This is based on patients treated on this contract for their most recent course of treatment. Figures in italics indicate the base number of FP17s or Patient Questionnaire responses are less than 100. N/A is shown where the base number of responses is less than 10 during the period. % is calculated as Quantity/Base number*100

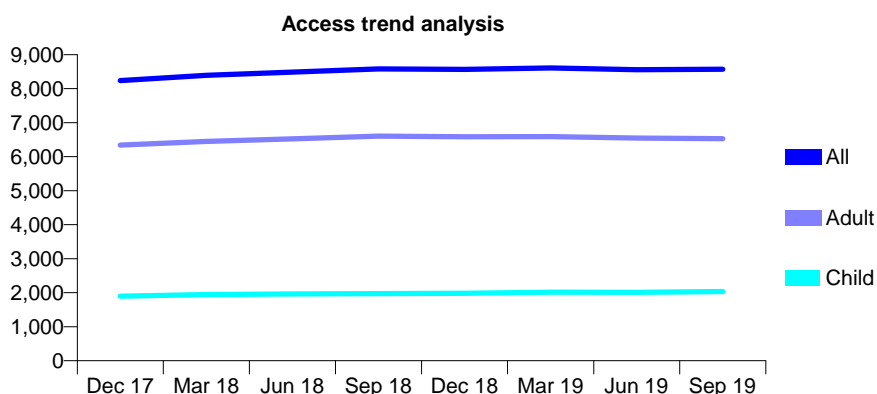
7A4 - Vital Signs At a Glance Contract Report for 840580/0001 - September 2019

Name or company name	MR OB JOYNSON
Contract type name	Pilot Contract
Purpose of contract	General and Orthodontic
Contract start date	01/04/2006
Contract end date	

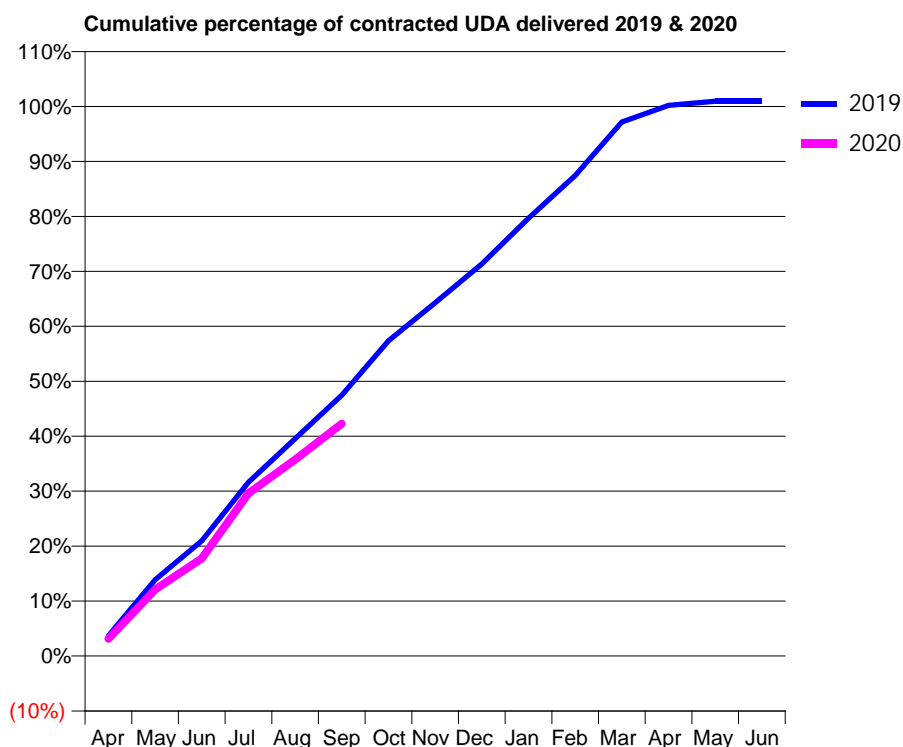
19/20 Contracted general activity (UDA)	26,938
Carry forward general activity (UDA)	0
19/20 Contracted orthodontic activity (UOA)	0
Carry forward orthodontic activity (UOA)	0
Baseline contract value	£675,815.57

ACCESS*

Patients seen in 24 months	Total	Change since previous quarter
Quarter ending September 2018	8,582	
Quarter ending December 2018	8,567	→
Quarter ending March 2019	8,608	→
Quarter ending June 2019	8,560	→
Quarter ending September 2019	8,571	→
Variance since September 2018	(0.1%)	→



ACTIVITY



Month	Adjusted Scheduled Activity (UDA)	
	2019	2020
April	1,053	847
May	3,982	3,258
June	6,018	4,780
July	9,076	7,972
August	11,366	9,632
September	13,634	11,383
October	16,476	
November	18,469	
December	20,491	
January	22,883	
February	25,119	
March	27,912	
April	28,778	
May	28,996	
June	29,001	

QUALITY

	Quantity	Base Number	Contract	LHB	Wales
% of FP17s for the same patient ID Re-attending within 3 months - Children	147	1,359	10.8%	8.3%	10.7%
% of FP17s for the same patient ID Re-attending within 3 months - Adults	739	4,516	16.4%	14.5%	15.4%
% of FP17s for the same patient ID Re-attending between 3 & 9 months - Children	760	1,359	55.9%	59.1%	60.1%
% of FP17s for the same patient ID Re-attending between 3 & 9 months - Adults	2,613	4,516	57.9%	57.3%	56.7%
% of FP17s for Band 1 Urgent Courses	769	5,416	14.2%	8.8%	9.1%
% of FP17s Relating to Free Repair or Replacements	49	5,416	0.9%	0.6%	0.7%
% of FP17s Relating to Continuations	32	5,416	0.6%	0.6%	0.6%
% of Patients satisfied with the dentistry they have received	19	20	95.0%	92.6%	93.0%
% of Patients satisfied with the time they had to wait for an appointment	19	20	95.0%	89.7%	87.5%

* This is based on patients treated on this contract for their most recent course of treatment. Figures in italics indicate the base number of FP17s or Patient Questionnaire responses are less than 100. N/A is shown where the base number of responses is less than 10 during the period. % is calculated as Quantity/Base number*100

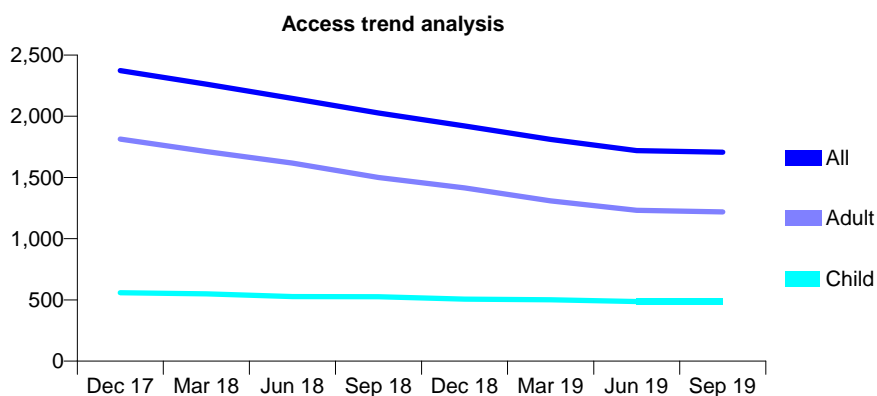
7A4 - Vital Signs At a Glance Contract Report for 919438/0001 - September 2019

Name or company name	MR PC STOCKFORD
Contract type name	Pilot Contract
Purpose of contract	General
Contract start date	01/04/2006
Contract end date	

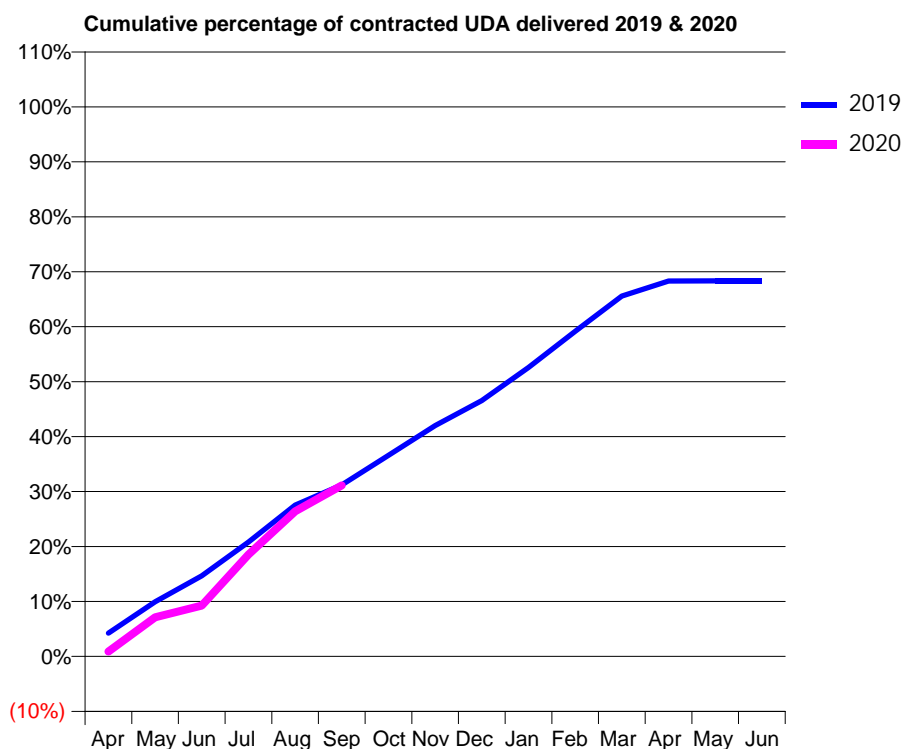
19/20 Contracted general activity (UDA)	7,734
Carry forward general activity (UDA)	0
19/20 Contracted orthodontic activity (UOA)	0
Carry forward orthodontic activity (UOA)	0
Baseline contract value	£226,277.42

ACCESS*

Patients seen in 24 months	Total	Change since previous quarter
Quarter ending September 2018	2,027	
Quarter ending December 2018	1,921	↓
Quarter ending March 2019	1,811	↓
Quarter ending June 2019	1,719	↓
Quarter ending September 2019	1,706	→
Variance since September 2018	(15.8%)	↓



ACTIVITY



Month	Adjusted Scheduled Activity (UDA)	
	2019	2020
April	364	69
May	854	551
June	1,261	716
July	1,788	1,434
August	2,366	2,042
September	2,681	2,407
October	3,143	
November	3,610	
December	4,000	
January	4,518	
February	5,083	
March	5,635	
April	5,870	
May	5,873	
June	5,873	

QUALITY

	Quantity	Base Number	Contract	LHB	Wales
% of FP17s for the same patient ID Re-attending within 3 months - Children	34	411	8.3%	8.3%	10.7%
% of FP17s for the same patient ID Re-attending within 3 months - Adults	228	1,075	21.2%	14.5%	15.4%
% of FP17s for the same patient ID Re-attending between 3 & 9 months - Children	279	411	67.9%	59.1%	60.1%
% of FP17s for the same patient ID Re-attending between 3 & 9 months - Adults	672	1,075	62.5%	57.3%	56.7%
% of FP17s for Band 1 Urgent Courses	27	1,363	2.0%	8.8%	9.1%
% of FP17s Relating to Free Repair or Replacements	11	1,363	0.8%	0.6%	0.7%
% of FP17s Relating to Continuations	17	1,363	1.2%	0.6%	0.6%
% of Patients satisfied with the dentistry they have received	3	3	N/A	92.6%	93.0%
% of Patients satisfied with the time they had to wait for an appointment	2	3	N/A	89.7%	87.5%

* This is based on patients treated on this contract for their most recent course of treatment. Figures in italics indicate the base number of FP17s or Patient Questionnaire responses are less than 100. N/A is shown where the base number of responses is less than 10 during the period. % is calculated as Quantity/Base number*100

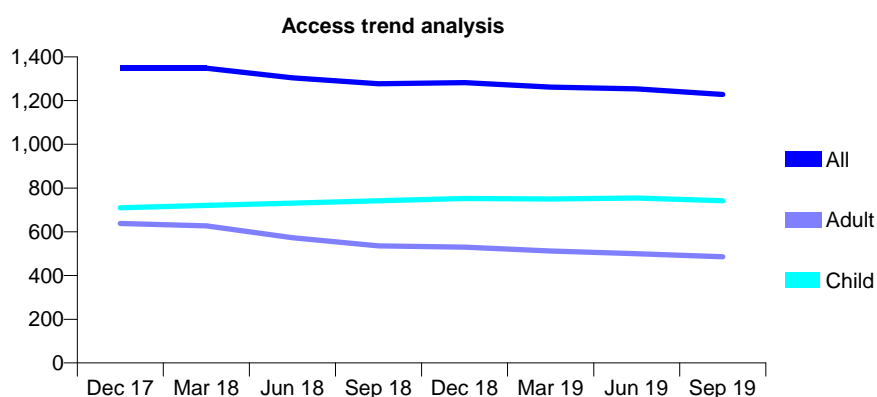
7A4 - Vital Signs At a Glance Contract Report for 965588/0001 - September 2019

Name or company name	MS V KOLAH I
Contract type name	GDS Contract
Purpose of contract	General
Contract start date	26/07/2007
Contract end date	

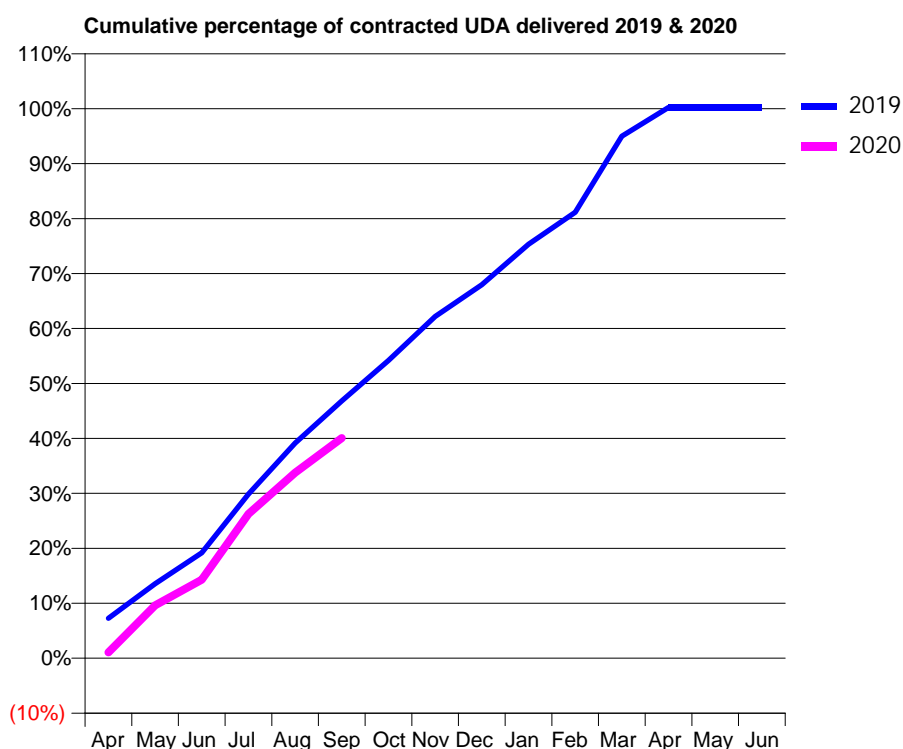
19/20 Contracted general activity (UDA)	2,091
Carry forward general activity (UDA)	0
19/20 Contracted orthodontic activity (UOA)	0
Carry forward orthodontic activity (UOA)	0
Baseline contract value	£53,433.05

ACCESS*

Patients seen in 24 months	Total	Change since previous quarter
Quarter ending September 2018	1,277	
Quarter ending December 2018	1,282	→
Quarter ending March 2019	1,262	↓
Quarter ending June 2019	1,253	→
Quarter ending September 2019	1,228	↓
Variance since September 2018	(3.8%)	↓



ACTIVITY



Month	2019	2020
April	152	22
May	283	201
June	401	299
July	624	549
August	819	706
September	979	838
October	1,133	
November	1,300	
December	1,421	
January	1,575	
February	1,697	
March	1,986	
April	2,096	
May	2,096	
June	2,096	

QUALITY

	Quantity	Base Number	Contract	LHB	Wales
% of FP17s for the same patient ID Re-attending within 3 months - Children	22	523	4.2%	8.3%	10.7%
% of FP17s for the same patient ID Re-attending within 3 months - Adults	10	158	6.3%	14.5%	15.4%
% of FP17s for the same patient ID Re-attending between 3 & 9 months - Children	321	523	61.4%	59.1%	60.1%
% of FP17s for the same patient ID Re-attending between 3 & 9 months - Adults	73	158	46.2%	57.3%	56.7%
% of FP17s for Band 1 Urgent Courses	23	635	3.6%	8.8%	9.1%
% of FP17s Relating to Free Repair or Replacements	0	635	0.0%	0.6%	0.7%
% of FP17s Relating to Continuations	2	635	0.3%	0.6%	0.6%
% of Patients satisfied with the dentistry they have received	5	5	N/A	92.6%	93.0%
% of Patients satisfied with the time they had to wait for an appointment	5	5	N/A	89.7%	87.5%

* This is based on patients treated on this contract for their most recent course of treatment. Figures in italics indicate the base number of FP17s or Patient Questionnaire responses are less than 100. N/A is shown where the base number of responses is less than 10 during the period. % is calculated as Quantity/Base number*100

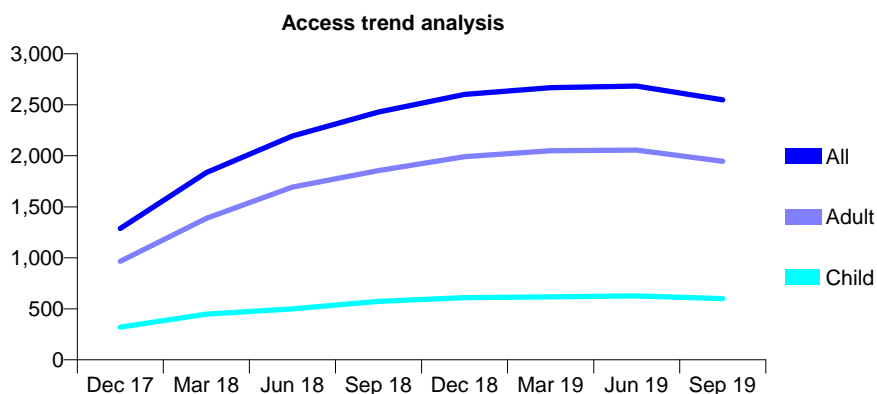
7A5 - Vital Signs At a Glance Contract Report for 100482/0000 - September 2019

Name or company name	Gafyn Poulton
Contract type name	GDS Contract
Purpose of contract	General
Contract start date	01/06/2017
Contract end date	

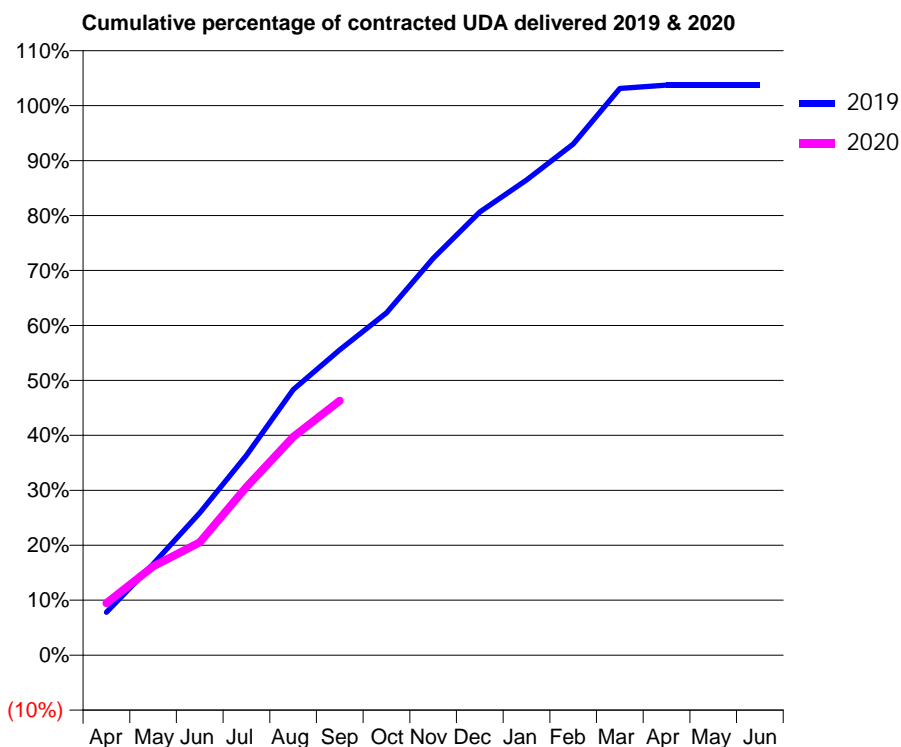
19/20 Contracted general activity (UDA)	7,200
Carry forward general activity (UDA)	-268
19/20 Contracted orthodontic activity (UOA)	0
Carry forward orthodontic activity (UOA)	0
Baseline contract value	£178,919.72

ACCESS*

Patients seen in 24 months	Total	Change since previous quarter
Quarter ending September 2018	2,429	
Quarter ending December 2018	2,602	↑
Quarter ending March 2019	2,667	↑
Quarter ending June 2019	2,683	→
Quarter ending September 2019	2,548	↓
Variance since September 2018	4.9%	↑



ACTIVITY



Month	Adjusted Scheduled Activity (UDA)	
	2019	2020
April	562	680
May	1,194	1,163
June	1,863	1,478
July	2,618	2,204
August	3,477	2,859
September	4,000	3,332
October	4,484	
November	5,199	
December	5,806	
January	6,224	
February	6,696	
March	7,425	
April	7,468	
May	7,468	
June	7,468	

QUALITY

	Quantity	Base Number	Contract	LHB	Wales
% of FP17s for the same patient ID Re-attending within 3 months - Children	6	318	1.9%	6.1%	10.7%
% of FP17s for the same patient ID Re-attending within 3 months - Adults	129	1,038	12.4%	12.1%	15.4%
% of FP17s for the same patient ID Re-attending between 3 & 9 months - Children	130	318	40.9%	37.9%	60.1%
% of FP17s for the same patient ID Re-attending between 3 & 9 months - Adults	472	1,038	45.5%	38.8%	56.7%
% of FP17s for Band 1 Urgent Courses	75	1,330	5.6%	9.9%	9.1%
% of FP17s Relating to Free Repair or Replacements	18	1,330	1.4%	0.7%	0.7%
% of FP17s Relating to Continuations	13	1,330	1.0%	0.6%	0.6%
% of Patients satisfied with the dentistry they have received	5	5	N/A	93.1%	93.0%
% of Patients satisfied with the time they had to wait for an appointment	3	5	N/A	87.4%	87.5%

* This is based on patients treated on this contract for their most recent course of treatment. Figures in italics indicate the base number of FP17s or Patient Questionnaire responses are less than 100. N/A is shown where the base number of responses is less than 10 during the period. % is calculated as Quantity/Base number*100

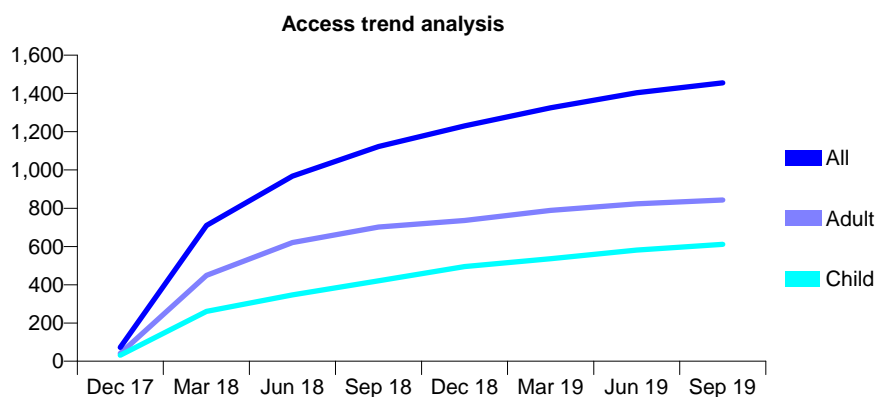
7A5 - Vital Signs At a Glance Contract Report for 100541/0000 - September 2019

Name or company name	L Smart & S Clayton Partnership
Contract type name	Pilot Contract
Purpose of contract	General
Contract start date	01/11/2017
Contract end date	

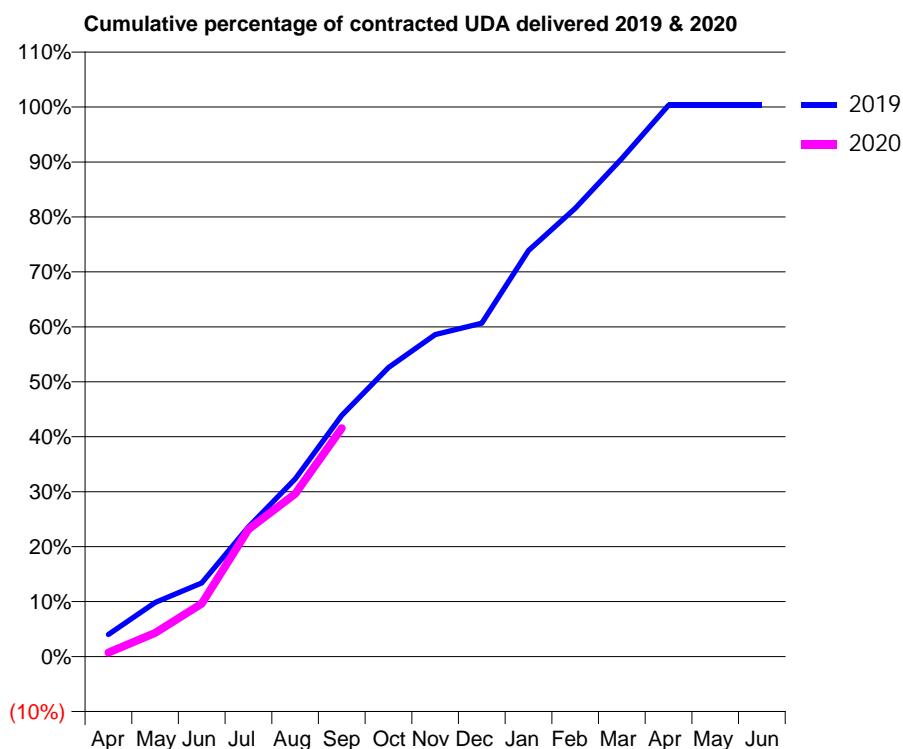
19/20 Contracted general activity (UDA)	6,197
Carry forward general activity (UDA)	-23
19/20 Contracted orthodontic activity (UOA)	0
Carry forward orthodontic activity (UOA)	0
Baseline contract value	£184,046.77

ACCESS*

Patients seen in 24 months	Total	Change since previous quarter
Quarter ending September 2018	1,123	
Quarter ending December 2018	1,231	↑
Quarter ending March 2019	1,325	↑
Quarter ending June 2019	1,404	↑
Quarter ending September 2019	1,455	↑
Variance since September 2018	29.6%	↑



ACTIVITY



Month	Adjusted Scheduled Activity (UDA)	
	2019	2020
April	277	44
May	677	267
June	924	597
July	1,623	1,435
August	2,226	1,835
September	3,023	2,575
October	3,622	
November	4,034	
December	4,176	
January	5,088	
February	5,617	
March	6,240	
April	6,909	
May	6,909	
June	6,909	

QUALITY

	Quantity	Base Number	Contract	LHB	Wales
% of FP17s for the same patient ID Re-attending within 3 months - Children	34	393	8.7%	6.1%	10.7%
% of FP17s for the same patient ID Re-attending within 3 months - Adults	103	516	20.0%	12.1%	15.4%
% of FP17s for the same patient ID Re-attending between 3 & 9 months - Children	206	393	52.4%	37.9%	60.1%
% of FP17s for the same patient ID Re-attending between 3 & 9 months - Adults	287	516	55.6%	38.8%	56.7%
% of FP17s for Band 1 Urgent Courses	2	717	0.3%	9.9%	9.1%
% of FP17s Relating to Free Repair or Replacements	0	717	0.0%	0.7%	0.7%
% of FP17s Relating to Continuations	0	717	0.0%	0.6%	0.6%
% of Patients satisfied with the dentistry they have received	4	4	N/A	93.1%	93.0%
% of Patients satisfied with the time they had to wait for an appointment	4	4	N/A	87.4%	87.5%

* This is based on patients treated on this contract for their most recent course of treatment. Figures in italics indicate the base number of FP17s or Patient Questionnaire responses are less than 100. N/A is shown where the base number of responses is less than 10 during the period. % is calculated as Quantity/Base number*100

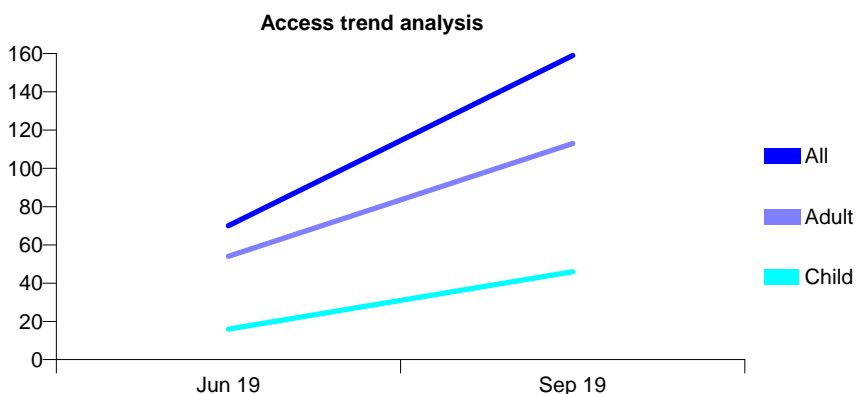
7A5 - Vital Signs At a Glance Contract Report for 101054/0000 - September 2019

Name or company name	MRS CA ROACH-PRICE
Contract type name	Pilot Contract
Purpose of contract	General
Contract start date	01/04/2019
Contract end date	

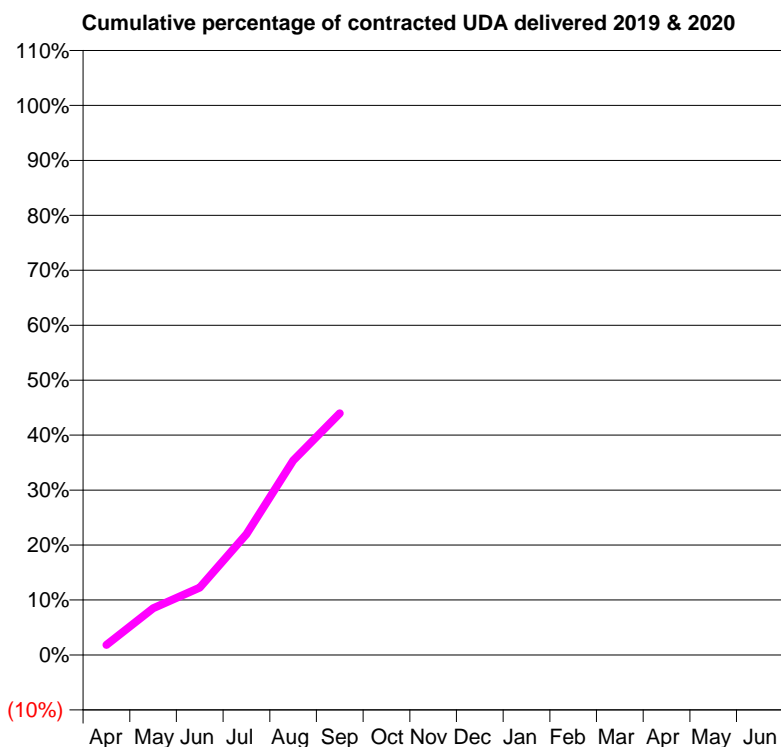
19/20 Contracted general activity (UDA)	918
Carry forward general activity (UDA)	0
19/20 Contracted orthodontic activity (UOA)	0
Carry forward orthodontic activity (UOA)	0
Baseline contract value	£27,194.47

ACCESS*

Patients seen in 24 months	Total	Change since previous quarter
Quarter ending September 2018	0	
Quarter ending December 2018	0	
Quarter ending March 2019	0	
Quarter ending June 2019	70	↑
Quarter ending September 2019	159	↑
Variance since September 2018	N/A	



ACTIVITY



Month	Adjusted Scheduled Activity (UDA)	
	2019	2020
April	0	17
May	0	78
June	0	113
July	0	202
August	0	325
September	0	404
October	0	
November	0	
December	0	
January	0	
February	0	
March	0	
April	0	
May	0	
June	0	

QUALITY

	Quantity	Base Number	Contract	LHB	Wales
% of FP17s for the same patient ID Re-attending within 3 months - Children	0	49	0.0%	6.1%	10.7%
% of FP17s for the same patient ID Re-attending within 3 months - Adults	7	142	4.9%	12.1%	15.4%
% of FP17s for the same patient ID Re-attending between 3 & 9 months - Children	0	49	0.0%	37.9%	60.1%
% of FP17s for the same patient ID Re-attending between 3 & 9 months - Adults	0	142	0.0%	38.8%	56.7%
% of FP17s for Band 1 Urgent Courses	24	191	12.6%	9.9%	9.1%
% of FP17s Relating to Free Repair or Replacements	1	191	0.5%	0.7%	0.7%
% of FP17s Relating to Continuations	2	191	1.0%	0.6%	0.6%
% of Patients satisfied with the dentistry they have received	0	0	N/A	93.1%	93.0%
% of Patients satisfied with the time they had to wait for an appointment	0	0	N/A	87.4%	87.5%

* This is based on patients treated on this contract for their most recent course of treatment.

Figures in italics indicate the base number of FP17s or Patient Questionnaire responses are less than 100. N/A is shown where the base number of responses is less than 10 during the period. % is calculated as Quantity/Base number*100

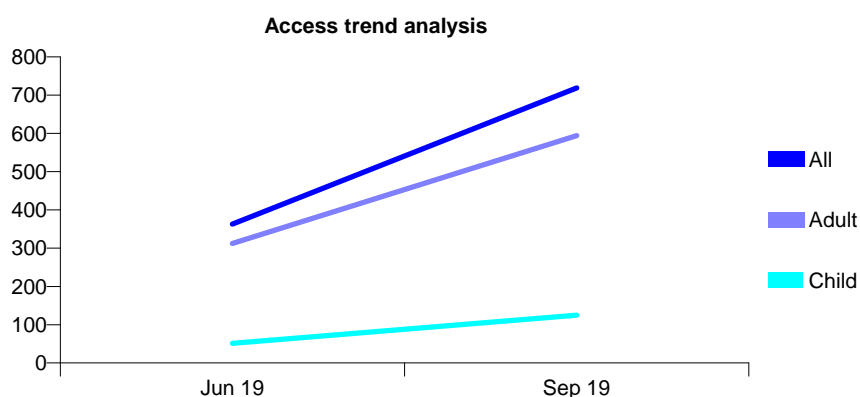
7A5 - Vital Signs At a Glance Contract Report for 101055/0000 - September 2019

Name or company name	Dr Roach Price Dental Practice
Contract type name	Pilot Contract
Purpose of contract	General
Contract start date	01/04/2019
Contract end date	

19/20 Contracted general activity (UDA)	4,133
Carry forward general activity (UDA)	0
19/20 Contracted orthodontic activity (UOA)	0
Carry forward orthodontic activity (UOA)	0
Baseline contract value	£114,783.93

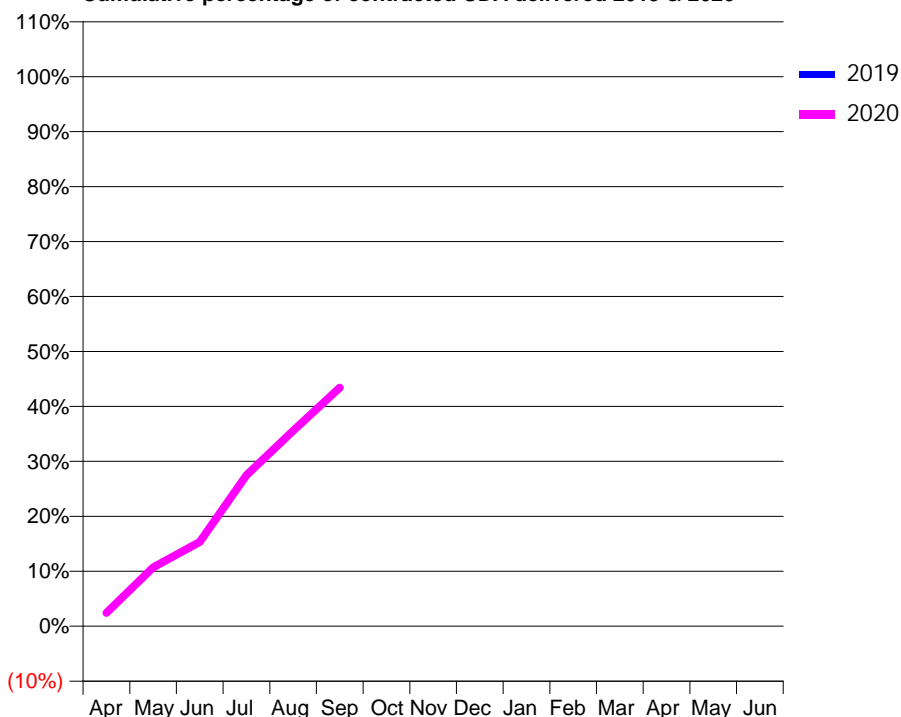
ACCESS*

Patients seen in 24 months	Total	Change since previous quarter
Quarter ending September 2018	0	
Quarter ending December 2018	0	
Quarter ending March 2019	0	
Quarter ending June 2019	363	↑
Quarter ending September 2019	719	↑
Variance since September 2018	N/A	



ACTIVITY

Cumulative percentage of contracted UDA delivered 2019 & 2020



Month	Adjusted Scheduled Activity (UDA)	
	2019	2020
April	0	101
May	0	443
June	0	633
July	0	1,136
August	0	1,470
September	0	1,794
October	0	
November	0	
December	0	
January	0	
February	0	
March	0	
April	0	
May	0	
June	0	

QUALITY

	Quantity	Base Number	Contract	LHB	Wales
% of FP17s for the same patient ID Re-attending within 3 months - Children	6	135	4.4%	6.1%	10.7%
% of FP17s for the same patient ID Re-attending within 3 months - Adults	68	690	9.9%	12.1%	15.4%
% of FP17s for the same patient ID Re-attending between 3 & 9 months - Children	6	135	4.4%	37.9%	60.1%
% of FP17s for the same patient ID Re-attending between 3 & 9 months - Adults	12	690	1.7%	38.8%	56.7%
% of FP17s for Band 1 Urgent Courses	79	825	9.6%	9.9%	9.1%
% of FP17s Relating to Free Repair or Replacements	2	825	0.2%	0.7%	0.7%
% of FP17s Relating to Continuations	9	825	1.1%	0.6%	0.6%
% of Patients satisfied with the dentistry they have received	1	1	N/A	93.1%	93.0%
% of Patients satisfied with the time they had to wait for an appointment	1	1	N/A	87.4%	87.5%

* This is based on patients treated on this contract for their most recent course of treatment.

Figures in italics indicate the base number of FP17s or Patient Questionnaire responses are less than 100. N/A is shown where the base number of responses is less than 10 during the period. % is calculated as Quantity/Base number*100

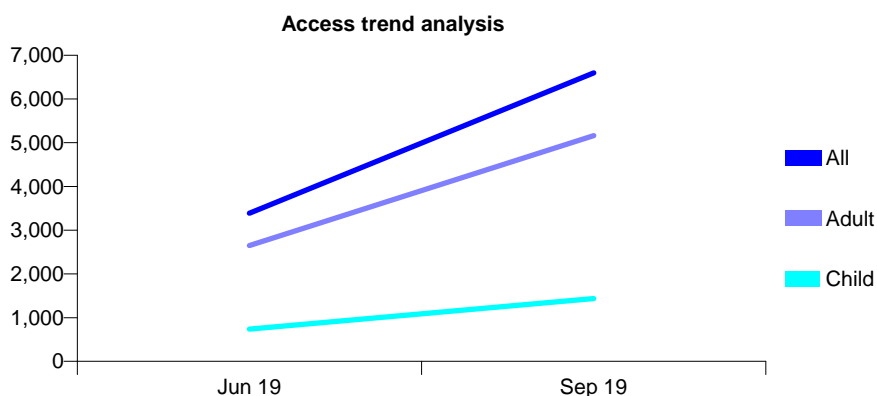
7A5 - Vital Signs At a Glance Contract Report for 101056/0000 - September 2019

Name or company name	MR B DAVID
Contract type name	GDS Contract
Purpose of contract	General
Contract start date	01/04/2019
Contract end date	

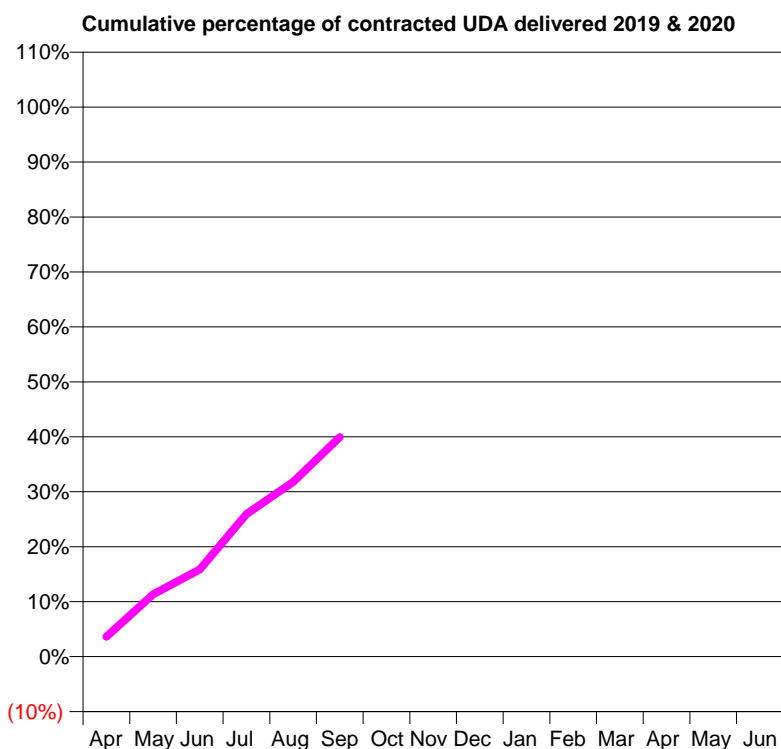
19/20 Contracted general activity (UDA)	36,250
Carry forward general activity (UDA)	0
19/20 Contracted orthodontic activity (UOA)	0
Carry forward orthodontic activity (UOA)	0
Baseline contract value	£967,880.36

ACCESS*

Patients seen in 24 months	Total	Change since previous quarter
Quarter ending September 2018	0	
Quarter ending December 2018	0	
Quarter ending March 2019	0	
Quarter ending June 2019	3,387	↑
Quarter ending September 2019	6,599	↑
Variance since September 2018	N/A	



ACTIVITY



Month	Adjusted Scheduled Activity (UDA)	
	2019	2020
April	0	1,318
May	0	4,111
June	0	5,744
July	0	9,396
August	0	11,525
September	0	14,486
October	0	
November	0	
December	0	
January	0	
February	0	
March	0	
April	0	
May	0	
June	0	

QUALITY

	Quantity	Base Number	Contract	LHB	Wales
% of FP17s for the same patient ID Re-attending within 3 months - Children	106	1,572	6.7%	6.1%	10.7%
% of FP17s for the same patient ID Re-attending within 3 months - Adults	766	6,254	12.2%	12.1%	15.4%
% of FP17s for the same patient ID Re-attending between 3 & 9 months - Children	35	1,572	2.2%	37.9%	60.1%
% of FP17s for the same patient ID Re-attending between 3 & 9 months - Adults	213	6,254	3.4%	38.8%	56.7%
% of FP17s for Band 1 Urgent Courses	1,152	7,826	14.7%	9.9%	9.1%
% of FP17s Relating to Free Repair or Replacements	84	7,826	1.1%	0.7%	0.7%
% of FP17s Relating to Continuations	85	7,826	1.1%	0.6%	0.6%
% of Patients satisfied with the dentistry they have received	4	4	N/A	93.1%	93.0%
% of Patients satisfied with the time they had to wait for an appointment	4	4	N/A	87.4%	87.5%

* This is based on patients treated on this contract for their most recent course of treatment. Figures in italics indicate the base number of FP17s or Patient Questionnaire responses are less than 100. N/A is shown where the base number of responses is less than 10 during the period. % is calculated as Quantity/Base number*100

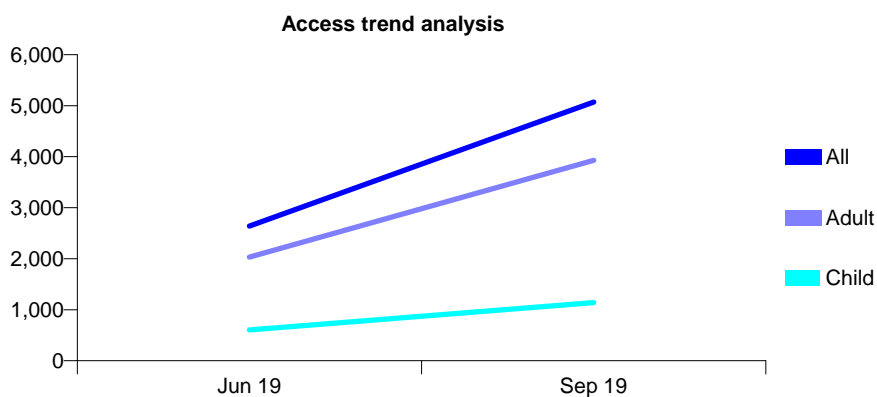
7A5 - Vital Signs At a Glance Contract Report for 101057/0000 - September 2019

Name or company name	Beynons Dental Surgery
Contract type name	GDS Contract
Purpose of contract	General
Contract start date	01/04/2019
Contract end date	

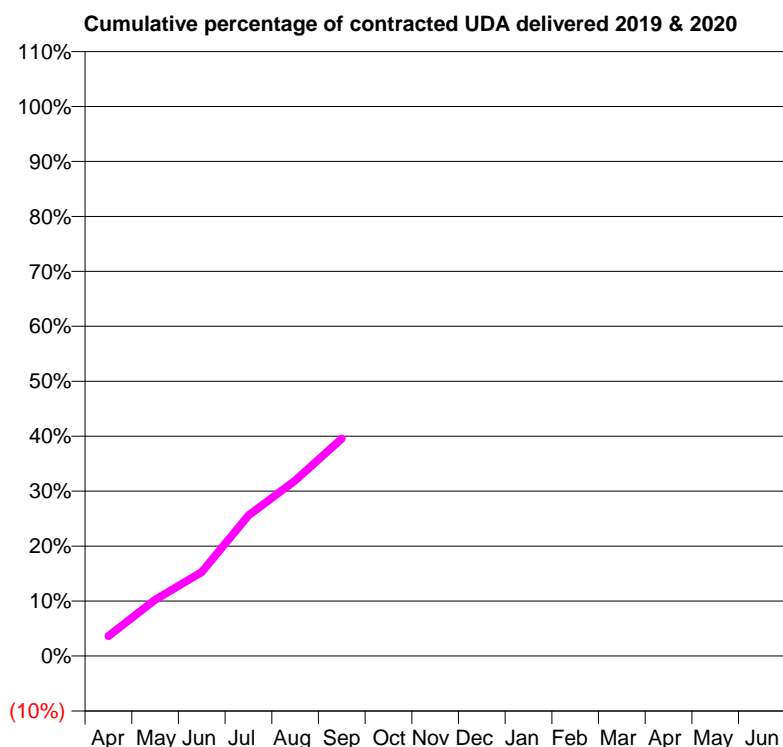
19/20 Contracted general activity (UDA)	24,396
Carry forward general activity (UDA)	0
19/20 Contracted orthodontic activity (UOA)	0
Carry forward orthodontic activity (UOA)	0
Baseline contract value	£609,960.15

ACCESS*

Patients seen in 24 months	Total	Change since previous quarter
Quarter ending September 2018	0	
Quarter ending December 2018	0	
Quarter ending March 2019	0	
Quarter ending June 2019	2,638	↑
Quarter ending September 2019	5,070	↑
Variance since September 2018	N/A	



ACTIVITY



Month	Adjusted Scheduled Activity (UDA)	
	2019	2020
April	0	884
May	0	2,497
June	0	3,728
July	0	6,243
August	0	7,796
September	0	9,655
October	0	
November	0	
December	0	
January	0	
February	0	
March	0	
April	0	
May	0	
June	0	

QUALITY

	Quantity	Base Number	Contract	LHB	Wales
% of FP17s for the same patient ID Re-attending within 3 months - Children	62	1,227	5.1%	6.1%	10.7%
% of FP17s for the same patient ID Re-attending within 3 months - Adults	260	4,262	6.1%	12.1%	15.4%
% of FP17s for the same patient ID Re-attending between 3 & 9 months - Children	21	1,227	1.7%	37.9%	60.1%
% of FP17s for the same patient ID Re-attending between 3 & 9 months - Adults	109	4,262	2.6%	38.8%	56.7%
% of FP17s for Band 1 Urgent Courses	425	5,489	7.7%	9.9%	9.1%
% of FP17s Relating to Free Repair or Replacements	38	5,489	0.7%	0.7%	0.7%
% of FP17s Relating to Continuations	3	5,489	0.1%	0.6%	0.6%
% of Patients satisfied with the dentistry they have received	2	3	N/A	93.1%	93.0%
% of Patients satisfied with the time they had to wait for an appointment	2	3	N/A	87.4%	87.5%

* This is based on patients treated on this contract for their most recent course of treatment. Figures in italics indicate the base number of FP17s or Patient Questionnaire responses are less than 100. N/A is shown where the base number of responses is less than 10 during the period. % is calculated as Quantity/Base number*100

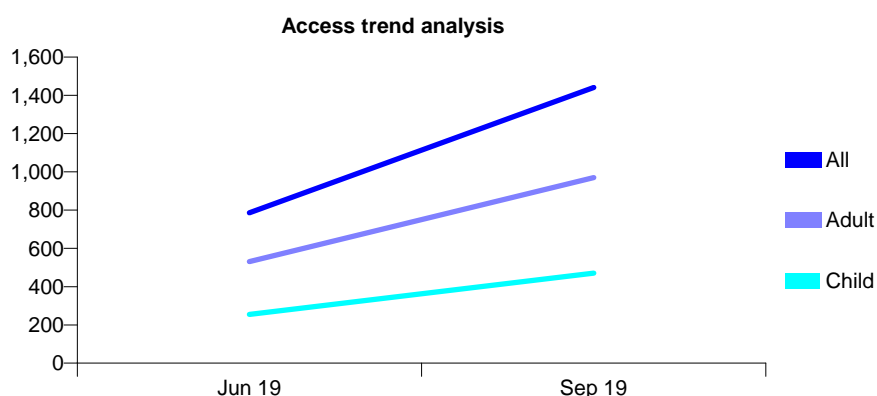
7A5 - Vital Signs At a Glance Contract Report for 101058/0000 - September 2019

Name or company name	MR B JONES
Contract type name	GDS Contract
Purpose of contract	General
Contract start date	01/04/2019
Contract end date	

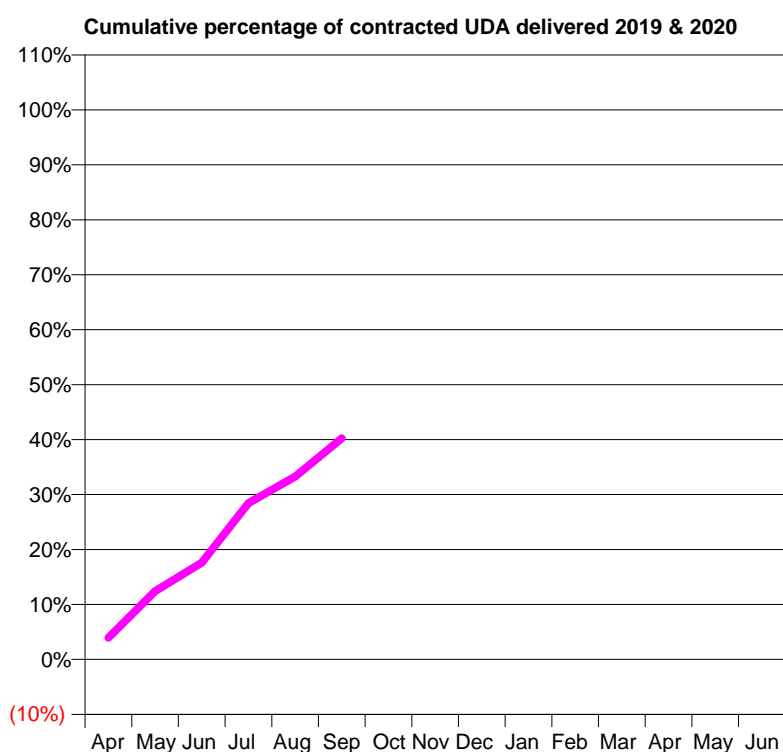
19/20 Contracted general activity (UDA)	7,220
Carry forward general activity (UDA)	0
19/20 Contracted orthodontic activity (UOA)	0
Carry forward orthodontic activity (UOA)	0
Baseline contract value	£180,531.09

ACCESS*

Patients seen in 24 months	Total	Change since previous quarter
Quarter ending September 2018	0	
Quarter ending December 2018	0	
Quarter ending March 2019	0	
Quarter ending June 2019	786	↑
Quarter ending September 2019	1,441	↑
Variance since September 2018	N/A	



ACTIVITY



Month	Adjusted Scheduled Activity (UDA)	
	2019	2020
April	0	284
May	0	896
June	0	1,270
July	0	2,052
August	0	2,403
September	0	2,905
October	0	
November	0	
December	0	
January	0	
February	0	
March	0	
April	0	
May	0	
June	0	

QUALITY

	Quantity	Base Number	Contract	LHB	Wales
% of FP17s for the same patient ID Re-attending within 3 months - Children	15	501	3.0%	6.1%	10.7%
% of FP17s for the same patient ID Re-attending within 3 months - Adults	69	1,103	6.3%	12.1%	15.4%
% of FP17s for the same patient ID Re-attending between 3 & 9 months - Children	13	501	2.6%	37.9%	60.1%
% of FP17s for the same patient ID Re-attending between 3 & 9 months - Adults	28	1,103	2.5%	38.8%	56.7%
% of FP17s for Band 1 Urgent Courses	106	1,604	6.6%	9.9%	9.1%
% of FP17s Relating to Free Repair or Replacements	26	1,604	1.6%	0.7%	0.7%
% of FP17s Relating to Continuations	15	1,604	0.9%	0.6%	0.6%
% of Patients satisfied with the dentistry they have received	1	1	N/A	93.1%	93.0%
% of Patients satisfied with the time they had to wait for an appointment	1	1	N/A	87.4%	87.5%

* This is based on patients treated on this contract for their most recent course of treatment. Figures in italics indicate the base number of FP17s or Patient Questionnaire responses are less than 100. N/A is shown where the base number of responses is less than 10 during the period. % is calculated as Quantity/Base number*100

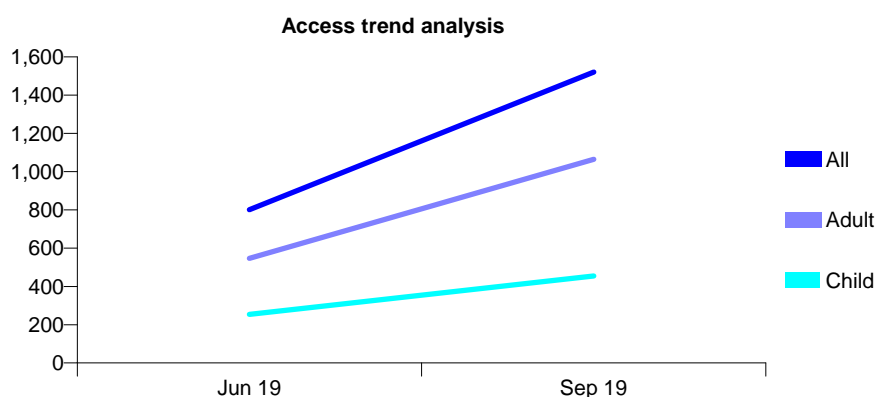
7A5 - Vital Signs At a Glance Contract Report for 101059/0000 - September 2019

Name or company name	B Jones
Contract type name	GDS Contract
Purpose of contract	General
Contract start date	01/04/2019
Contract end date	

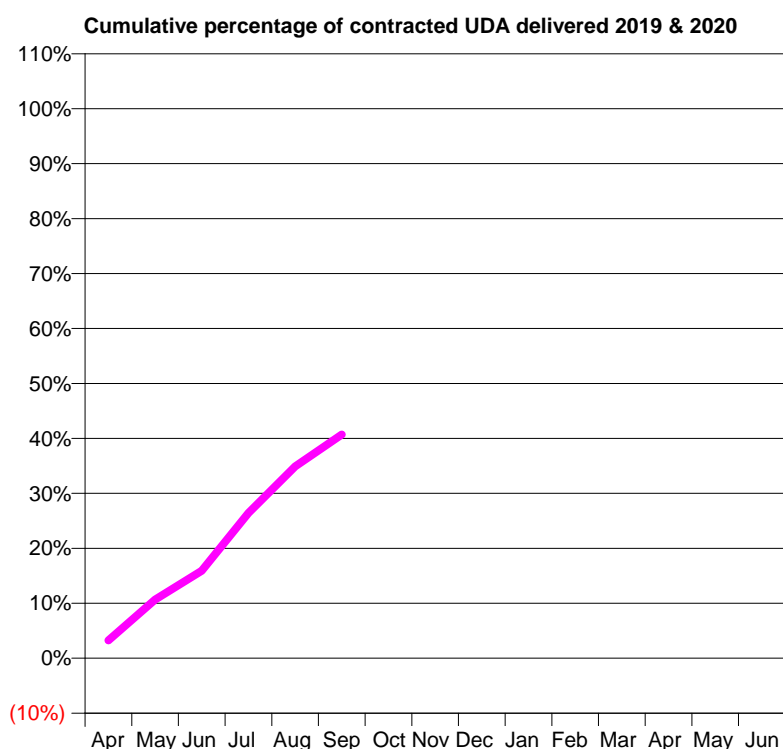
19/20 Contracted general activity (UDA)	6,644
Carry forward general activity (UDA)	0
19/20 Contracted orthodontic activity (UOA)	0
Carry forward orthodontic activity (UOA)	0
Baseline contract value	£179,592.49

ACCESS*

Patients seen in 24 months	Total	Change since previous quarter
Quarter ending September 2018	0	
Quarter ending December 2018	0	
Quarter ending March 2019	0	
Quarter ending June 2019	801	↑
Quarter ending September 2019	1,520	↑
Variance since September 2018	N/A	



ACTIVITY



Month	Adjusted Scheduled Activity (UDA)	
	2019	2020
April	0	216
May	0	711
June	0	1,057
July	0	1,756
August	0	2,319
September	0	2,705
October	0	
November	0	
December	0	
January	0	
February	0	
March	0	
April	0	
May	0	
June	0	

QUALITY

	Quantity	Base Number	Contract	LHB	Wales
% of FP17s for the same patient ID Re-attending within 3 months - Children	10	465	2.2%	6.1%	10.7%
% of FP17s for the same patient ID Re-attending within 3 months - Adults	52	1,124	4.6%	12.1%	15.4%
% of FP17s for the same patient ID Re-attending between 3 & 9 months - Children	6	465	1.3%	37.9%	60.1%
% of FP17s for the same patient ID Re-attending between 3 & 9 months - Adults	7	1,124	0.6%	38.8%	56.7%
% of FP17s for Band 1 Urgent Courses	98	1,589	6.2%	9.9%	9.1%
% of FP17s Relating to Free Repair or Replacements	11	1,589	0.7%	0.7%	0.7%
% of FP17s Relating to Continuations	8	1,589	0.5%	0.6%	0.6%
% of Patients satisfied with the dentistry they have received	1	1	N/A	93.1%	93.0%
% of Patients satisfied with the time they had to wait for an appointment	1	1	N/A	87.4%	87.5%

* This is based on patients treated on this contract for their most recent course of treatment. Figures in italics indicate the base number of FP17s or Patient Questionnaire responses are less than 100. N/A is shown where the base number of responses is less than 10 during the period. % is calculated as Quantity/Base number*100

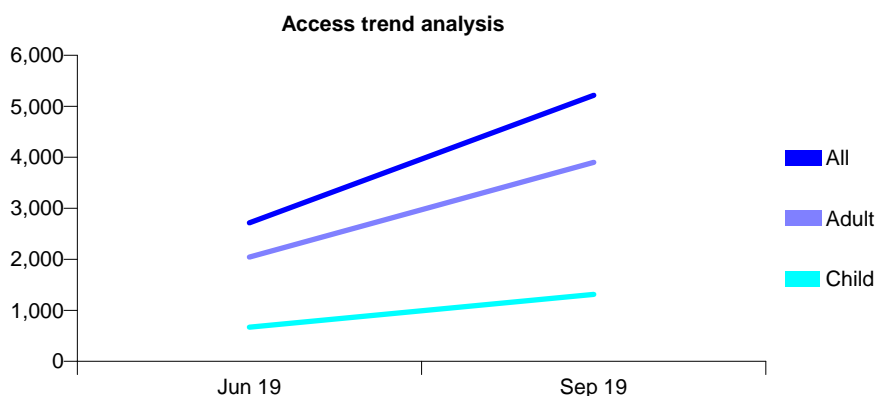
7A5 - Vital Signs At a Glance Contract Report for 101060/0000 - September 2019

Name or company name	MRS AJ HUMPHREYS
Contract type name	GDS Contract
Purpose of contract	General
Contract start date	01/04/2019
Contract end date	

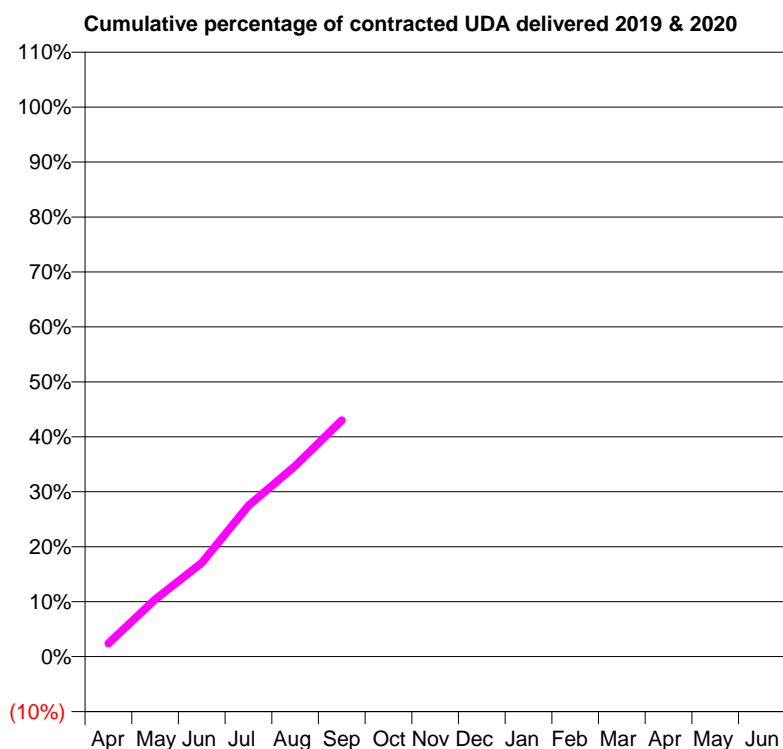
19/20 Contracted general activity (UDA)	24,173
Carry forward general activity (UDA)	0
19/20 Contracted orthodontic activity (UOA)	0
Carry forward orthodontic activity (UOA)	0
Baseline contract value	£674,742.50

ACCESS*

Patients seen in 24 months	Total	Change since previous quarter
Quarter ending September 2018	0	
Quarter ending December 2018	0	
Quarter ending March 2019	0	
Quarter ending June 2019	2,715	↑
Quarter ending September 2019	5,217	↑
Variance since September 2018	N/A	



ACTIVITY



Month	Adjusted Scheduled Activity (UDA)	
	2019	2020
April	0	586
May	0	2,521
June	0	4,118
July	0	6,641
August	0	8,393
September	0	10,393
October	0	
November	0	
December	0	
January	0	
February	0	
March	0	
April	0	
May	0	
June	0	

QUALITY

	Quantity	Base Number	Contract	LHB	Wales
% of FP17s for the same patient ID Re-attending within 3 months - Children	46	1,421	3.2%	6.1%	10.7%
% of FP17s for the same patient ID Re-attending within 3 months - Adults	641	4,955	12.9%	12.1%	15.4%
% of FP17s for the same patient ID Re-attending between 3 & 9 months - Children	31	1,421	2.2%	37.9%	60.1%
% of FP17s for the same patient ID Re-attending between 3 & 9 months - Adults	284	4,955	5.7%	38.8%	56.7%
% of FP17s for Band 1 Urgent Courses	687	6,376	10.8%	9.9%	9.1%
% of FP17s Relating to Free Repair or Replacements	88	6,376	1.4%	0.7%	0.7%
% of FP17s Relating to Continuations	18	6,376	0.3%	0.6%	0.6%
% of Patients satisfied with the dentistry they have received	4	4	N/A	93.1%	93.0%
% of Patients satisfied with the time they had to wait for an appointment	3	4	N/A	87.4%	87.5%

* This is based on patients treated on this contract for their most recent course of treatment. Figures in italics indicate the base number of FP17s or Patient Questionnaire responses are less than 100. N/A is shown where the base number of responses is less than 10 during the period. % is calculated as Quantity/Base number*100

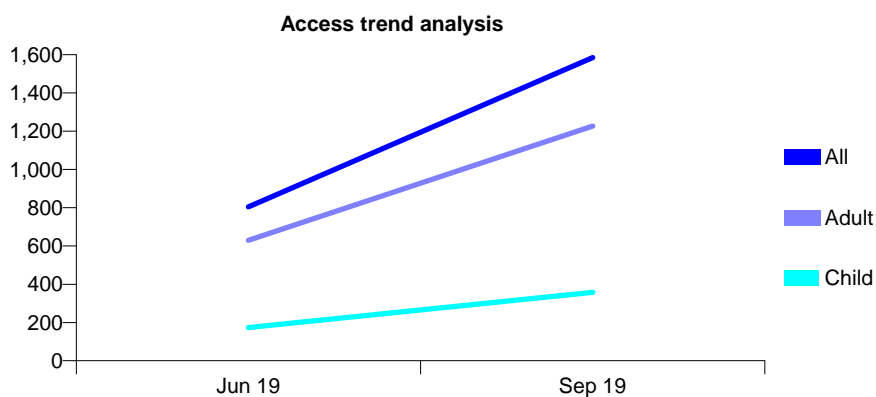
7A5 - Vital Signs At a Glance Contract Report for 101061/0000 - September 2019

Name or company name	Kenneth Chow
Contract type name	GDS Contract
Purpose of contract	General
Contract start date	01/04/2019
Contract end date	

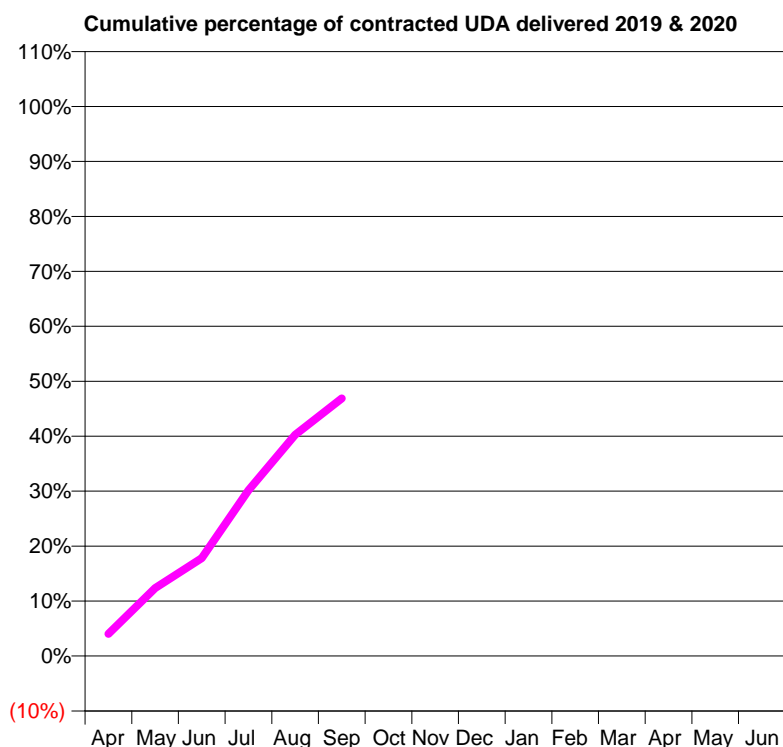
19/20 Contracted general activity (UDA)	8,000
Carry forward general activity (UDA)	0
19/20 Contracted orthodontic activity (UOA)	0
Carry forward orthodontic activity (UOA)	0
Baseline contract value	£199,995.70

ACCESS*

Patients seen in 24 months	Total	Change since previous quarter
Quarter ending September 2018	0	
Quarter ending December 2018	0	
Quarter ending March 2019	0	
Quarter ending June 2019	804	↑
Quarter ending September 2019	1,585	↑
Variance since September 2018	N/A	



ACTIVITY



Month	Adjusted Scheduled Activity (UDA)	
	2019	2020
April	0	322
May	0	989
June	0	1,423
July	0	2,411
August	0	3,223
September	0	3,749
October	0	
November	0	
December	0	
January	0	
February	0	
March	0	
April	0	
May	0	
June	0	

QUALITY

	Quantity	Base Number	Contract	LHB	Wales
% of FP17s for the same patient ID Re-attending within 3 months - Children	14	381	3.7%	6.1%	10.7%
% of FP17s for the same patient ID Re-attending within 3 months - Adults	69	1,339	5.2%	12.1%	15.4%
% of FP17s for the same patient ID Re-attending between 3 & 9 months - Children	14	381	3.7%	37.9%	60.1%
% of FP17s for the same patient ID Re-attending between 3 & 9 months - Adults	30	1,339	2.2%	38.8%	56.7%
% of FP17s for Band 1 Urgent Courses	105	1,720	6.1%	9.9%	9.1%
% of FP17s Relating to Free Repair or Replacements	10	1,720	0.6%	0.7%	0.7%
% of FP17s Relating to Continuations	9	1,720	0.5%	0.6%	0.6%
% of Patients satisfied with the dentistry they have received	0	0	N/A	93.1%	93.0%
% of Patients satisfied with the time they had to wait for an appointment	0	0	N/A	87.4%	87.5%

* This is based on patients treated on this contract for their most recent course of treatment. Figures in italics indicate the base number of FP17s or Patient Questionnaire responses are less than 100. N/A is shown where the base number of responses is less than 10 during the period. % is calculated as Quantity/Base number*100

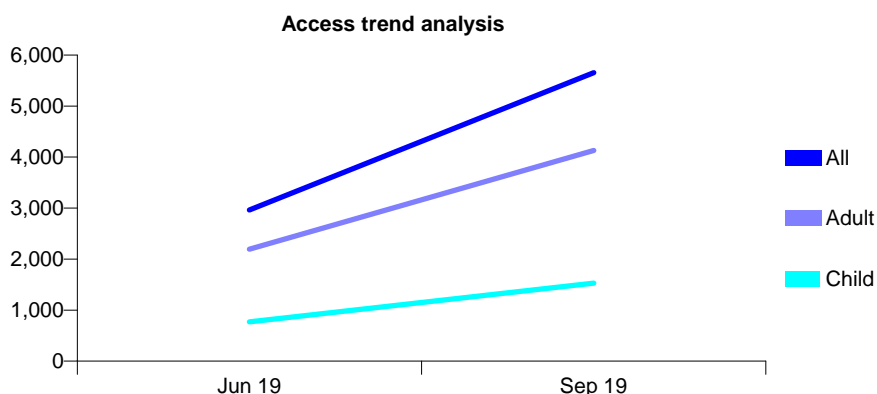
7A5 - Vital Signs At a Glance Contract Report for 101063/0000 - September 2019

Name or company name	Nicola Hall Limited
Contract type name	Pilot Contract
Purpose of contract	General
Contract start date	01/04/2019
Contract end date	

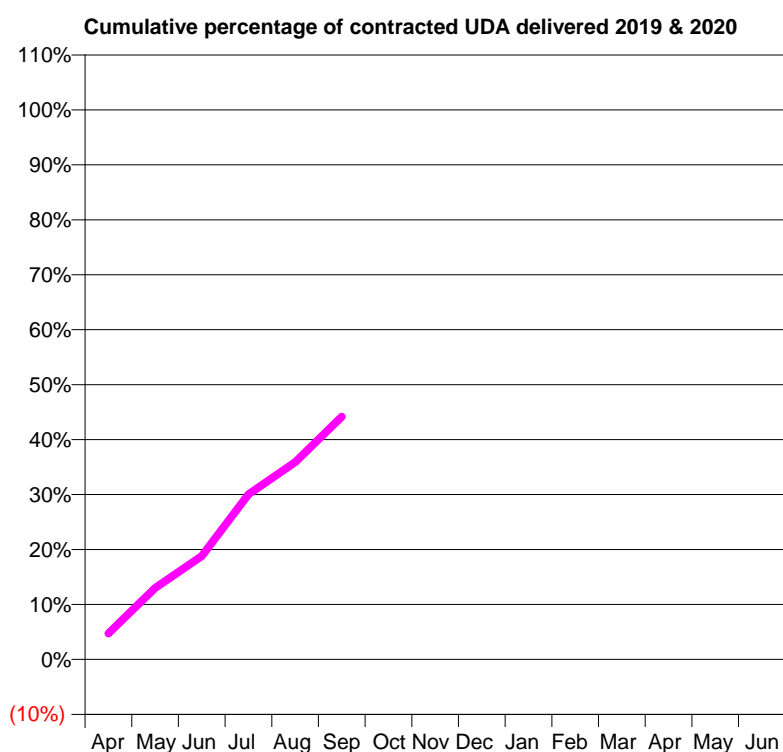
19/20 Contracted general activity (UDA)	25,380
Carry forward general activity (UDA)	0
19/20 Contracted orthodontic activity (UOA)	0
Carry forward orthodontic activity (UOA)	0
Baseline contract value	£744,525.49

ACCESS*

Patients seen in 24 months	Total	Change since previous quarter
Quarter ending September 2018	0	
Quarter ending December 2018	0	
Quarter ending March 2019	0	
Quarter ending June 2019	2,964	↑
Quarter ending September 2019	5,657	↑
Variance since September 2018	N/A	



ACTIVITY



Month	Adjusted Scheduled Activity (UDA)	
	2019	2020
April	0	1,204
May	0	3,298
June	0	4,771
July	0	7,629
August	0	9,112
September	0	11,208
October	0	
November	0	
December	0	
January	0	
February	0	
March	0	
April	0	
May	0	
June	0	

QUALITY

	Quantity	Base Number	Contract	LHB	Wales
% of FP17s for the same patient ID Re-attending within 3 months - Children	47	1,609	2.9%	6.1%	10.7%
% of FP17s for the same patient ID Re-attending within 3 months - Adults	299	4,644	6.4%	12.1%	15.4%
% of FP17s for the same patient ID Re-attending between 3 & 9 months - Children	62	1,609	3.9%	37.9%	60.1%
% of FP17s for the same patient ID Re-attending between 3 & 9 months - Adults	193	4,644	4.2%	38.8%	56.7%
% of FP17s for Band 1 Urgent Courses	503	6,253	8.0%	9.9%	9.1%
% of FP17s Relating to Free Repair or Replacements	41	6,253	0.7%	0.7%	0.7%
% of FP17s Relating to Continuations	11	6,253	0.2%	0.6%	0.6%
% of Patients satisfied with the dentistry they have received	4	4	N/A	93.1%	93.0%
% of Patients satisfied with the time they had to wait for an appointment	3	4	N/A	87.4%	87.5%

* This is based on patients treated on this contract for their most recent course of treatment. Figures in italics indicate the base number of FP17s or Patient Questionnaire responses are less than 100. N/A is shown where the base number of responses is less than 10 during the period. % is calculated as Quantity/Base number*100

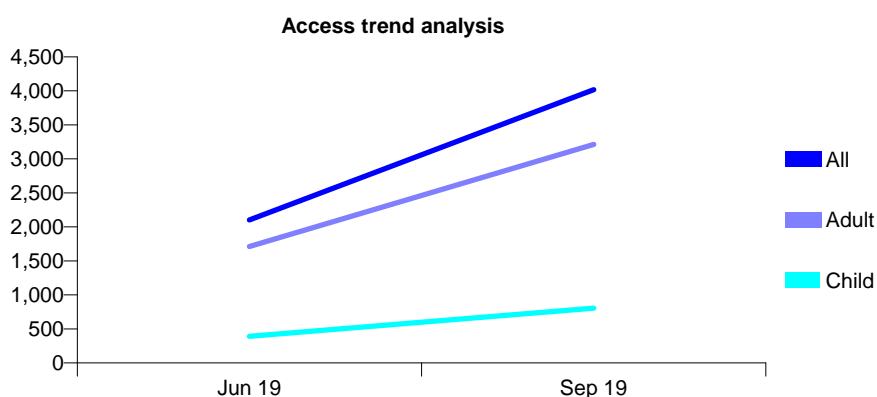
7A5 - Vital Signs At a Glance Contract Report for 101064/0000 - September 2019

Name or company name	Andrew J R Turpy & E. Sarah Turpy
Contract type name	GDS Contract
Purpose of contract	General
Contract start date	01/04/2019
Contract end date	

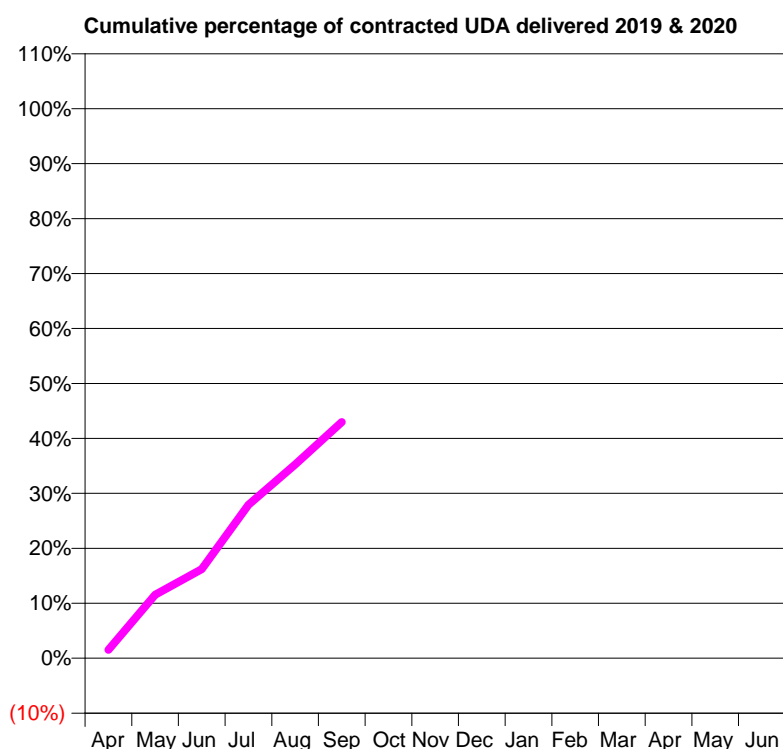
19/20 Contracted general activity (UDA)	21,735
Carry forward general activity (UDA)	0
19/20 Contracted orthodontic activity (UOA)	0
Carry forward orthodontic activity (UOA)	0
Baseline contract value	£543,334.60

ACCESS*

Patients seen in 24 months	Total	Change since previous quarter
Quarter ending September 2018	0	
Quarter ending December 2018	0	
Quarter ending March 2019	0	
Quarter ending June 2019	2,103	↑
Quarter ending September 2019	4,016	↑
Variance since September 2018	N/A	



ACTIVITY



Month	Adjusted Scheduled Activity (UDA)	
	2019	2020
April	0	334
May	0	2,507
June	0	3,521
July	0	6,068
August	0	7,662
September	0	9,339
October	0	
November	0	
December	0	
January	0	
February	0	
March	0	
April	0	
May	0	
June	0	

QUALITY

	Quantity	Base Number	Contract	LHB	Wales
% of FP17s for the same patient ID Re-attending within 3 months - Children	48	898	5.3%	6.1%	10.7%
% of FP17s for the same patient ID Re-attending within 3 months - Adults	374	3,898	9.6%	12.1%	15.4%
% of FP17s for the same patient ID Re-attending between 3 & 9 months - Children	17	898	1.9%	37.9%	60.1%
% of FP17s for the same patient ID Re-attending between 3 & 9 months - Adults	123	3,898	3.2%	38.8%	56.7%
% of FP17s for Band 1 Urgent Courses	546	4,796	11.4%	9.9%	9.1%
% of FP17s Relating to Free Repair or Replacements	19	4,796	0.4%	0.7%	0.7%
% of FP17s Relating to Continuations	7	4,796	0.1%	0.6%	0.6%
% of Patients satisfied with the dentistry they have received	1	1	N/A	93.1%	93.0%
% of Patients satisfied with the time they had to wait for an appointment	1	1	N/A	87.4%	87.5%

* This is based on patients treated on this contract for their most recent course of treatment.

Figures in italics indicate the base number of FP17s or Patient Questionnaire responses are less than 100. N/A is shown where the base number of responses is less than 10 during the period. % is calculated as Quantity/Base number*100

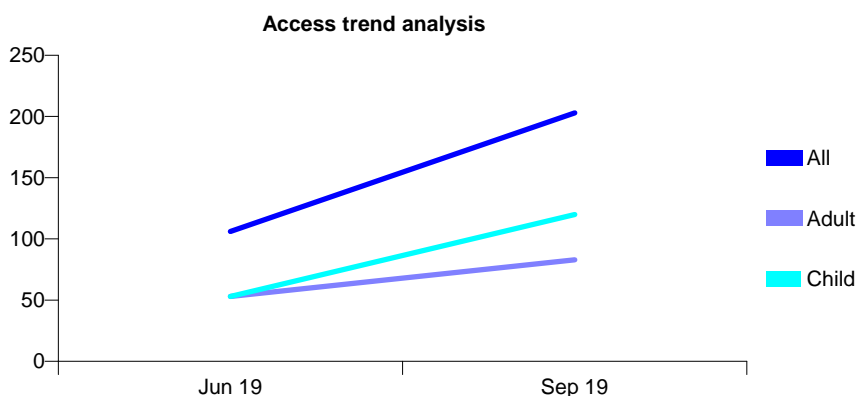
7A5 - Vital Signs At a Glance Contract Report for 101066/0000 - September 2019

Name or company name	MR HJ PRICE
Contract type name	GDS Contract
Purpose of contract	General
Contract start date	01/04/2019
Contract end date	

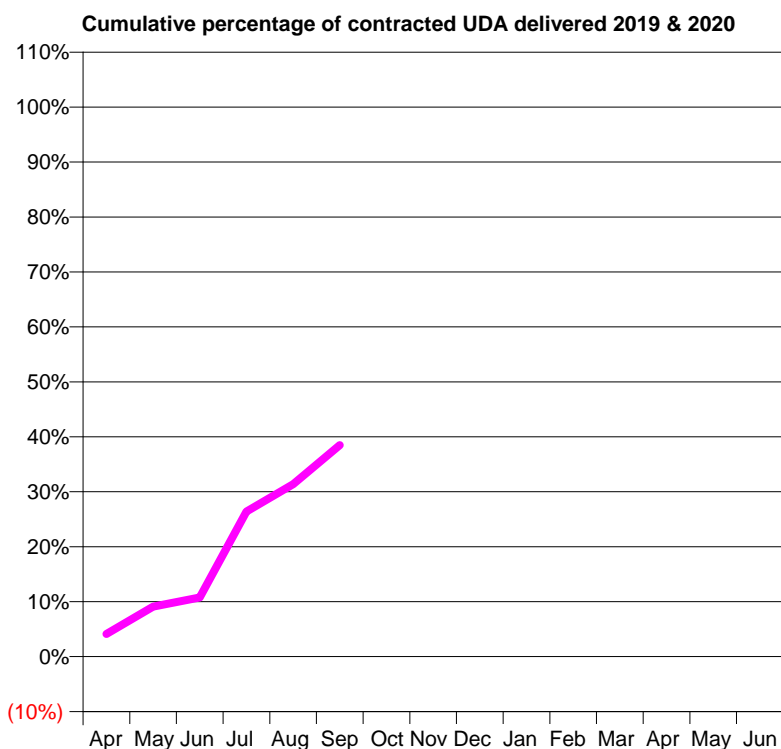
19/20 Contracted general activity (UDA)	850
Carry forward general activity (UDA)	0
19/20 Contracted orthodontic activity (UOA)	0
Carry forward orthodontic activity (UOA)	0
Baseline contract value	£19,734.03

ACCESS*

Patients seen in 24 months	Total	Change since previous quarter
Quarter ending September 2018	0	
Quarter ending December 2018	0	
Quarter ending March 2019	0	
Quarter ending June 2019	106	↑
Quarter ending September 2019	203	↑
Variance since September 2018	N/A	



ACTIVITY



Month	Adjusted Scheduled Activity (UDA)	
	2019	2020
April	0	35
May	0	77
June	0	91
July	0	224
August	0	267
September	0	327
October	0	
November	0	
December	0	
January	0	
February	0	
March	0	
April	0	
May	0	
June	0	

QUALITY

	Quantity	Base Number	Contract	LHB	Wales
% of FP17s for the same patient ID Re-attending within 3 months - Children	6	120	5.0%	6.1%	10.7%
% of FP17s for the same patient ID Re-attending within 3 months - Adults	4	86	4.7%	12.1%	15.4%
% of FP17s for the same patient ID Re-attending between 3 & 9 months - Children	1	120	0.8%	37.9%	60.1%
% of FP17s for the same patient ID Re-attending between 3 & 9 months - Adults	0	86	0.0%	38.8%	56.7%
% of FP17s for Band 1 Urgent Courses	20	206	9.7%	9.9%	9.1%
% of FP17s Relating to Free Repair or Replacements	0	206	0.0%	0.7%	0.7%
% of FP17s Relating to Continuations	0	206	0.0%	0.6%	0.6%
% of Patients satisfied with the dentistry they have received	0	0	N/A	93.1%	93.0%
% of Patients satisfied with the time they had to wait for an appointment	0	0	N/A	87.4%	87.5%

* This is based on patients treated on this contract for their most recent course of treatment. Figures in italics indicate the base number of FP17s or Patient Questionnaire responses are less than 100. N/A is shown where the base number of responses is less than 10 during the period. % is calculated as Quantity/Base number*100

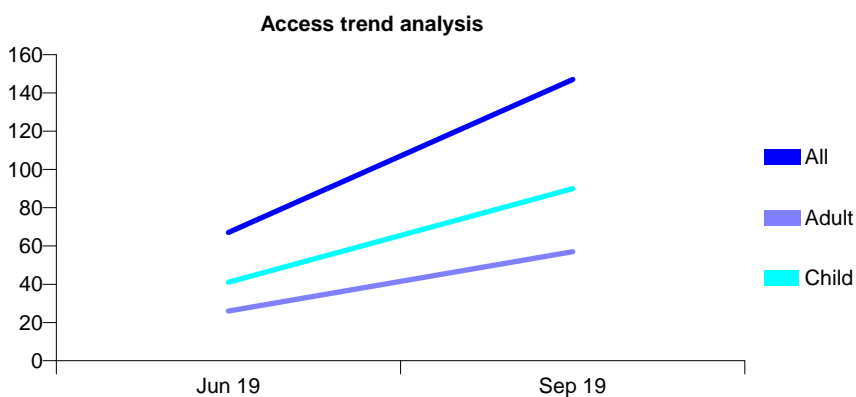
7A5 - Vital Signs At a Glance Contract Report for 101067/0000 - September 2019

Name or company name	HJ Price
Contract type name	GDS Contract
Purpose of contract	General
Contract start date	01/04/2019
Contract end date	

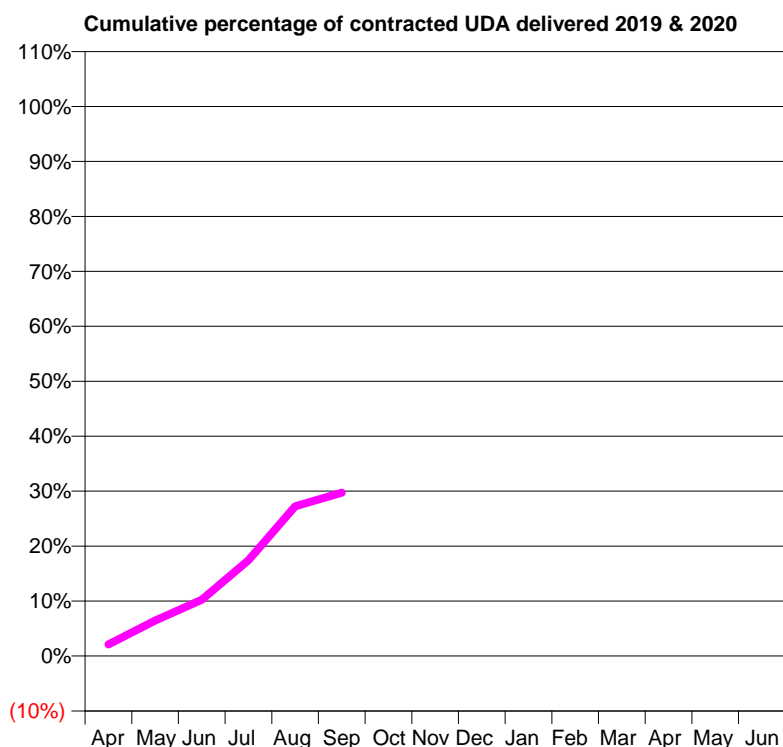
19/20 Contracted general activity (UDA)	900
Carry forward general activity (UDA)	0
19/20 Contracted orthodontic activity (UOA)	0
Carry forward orthodontic activity (UOA)	0
Baseline contract value	£20,898.24

ACCESS*

Patients seen in 24 months	Total	Change since previous quarter
Quarter ending September 2018	0	
Quarter ending December 2018	0	
Quarter ending March 2019	0	
Quarter ending June 2019	67	↑
Quarter ending September 2019	147	↑
Variance since September 2018	N/A	



ACTIVITY



Month	Adjusted Scheduled Activity (UDA)	
	2019	2020
April	0	19
May	0	58
June	0	92
July	0	157
August	0	245
September	0	267
October	0	
November	0	
December	0	
January	0	
February	0	
March	0	
April	0	
May	0	
June	0	

QUALITY

	Quantity	Base Number	Contract	LHB	Wales
% of FP17s for the same patient ID Re-attending within 3 months - Children	1	91	1.1%	6.1%	10.7%
% of FP17s for the same patient ID Re-attending within 3 months - Adults	2	59	3.4%	12.1%	15.4%
% of FP17s for the same patient ID Re-attending between 3 & 9 months - Children	2	91	2.2%	37.9%	60.1%
% of FP17s for the same patient ID Re-attending between 3 & 9 months - Adults	0	59	0.0%	38.8%	56.7%
% of FP17s for Band 1 Urgent Courses	8	150	5.3%	9.9%	9.1%
% of FP17s Relating to Free Repair or Replacements	0	150	0.0%	0.7%	0.7%
% of FP17s Relating to Continuations	0	150	0.0%	0.6%	0.6%
% of Patients satisfied with the dentistry they have received	0	0	N/A	93.1%	93.0%
% of Patients satisfied with the time they had to wait for an appointment	0	0	N/A	87.4%	87.5%

* This is based on patients treated on this contract for their most recent course of treatment. Figures in italics indicate the base number of FP17s or Patient Questionnaire responses are less than 100. N/A is shown where the base number of responses is less than 10 during the period. % is calculated as Quantity/Base number*100

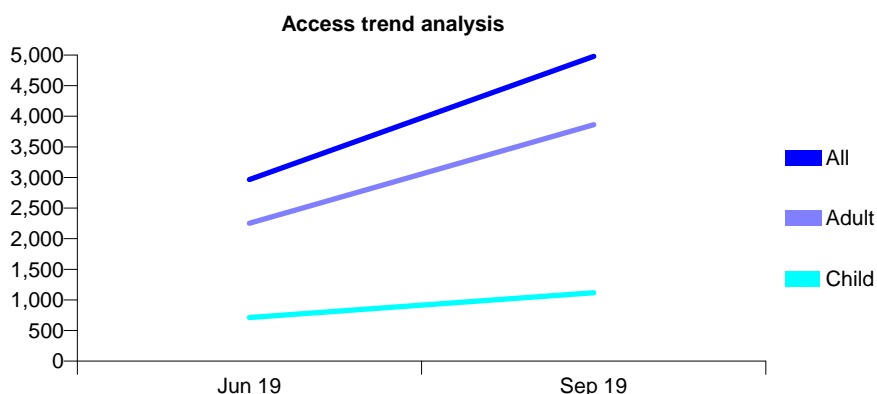
7A5 - Vital Signs At a Glance Contract Report for 101068/0000 - September 2019

Name or company name	Hall, Hopkins & Thorne of Llynfi Dental Prac
Contract type name	Pilot Contract
Purpose of contract	General
Contract start date	01/04/2019
Contract end date	

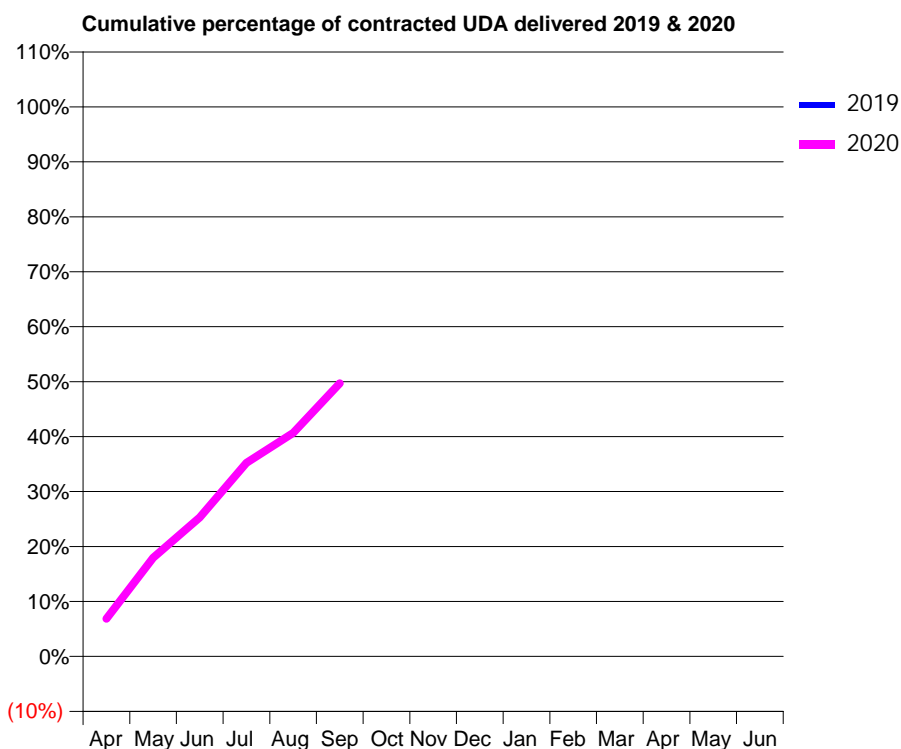
19/20 Contracted general activity (UDA)	21,594
Carry forward general activity (UDA)	0
19/20 Contracted orthodontic activity (UOA)	0
Carry forward orthodontic activity (UOA)	0
Baseline contract value	£616,550.65

ACCESS*

Patients seen in 24 months	Total	Change since previous quarter
Quarter ending September 2018	0	
Quarter ending December 2018	0	
Quarter ending March 2019	0	
Quarter ending June 2019	2,966	↑
Quarter ending September 2019	4,980	↑
Variance since September 2018	N/A	



ACTIVITY



Month	Adjusted Scheduled Activity (UDA)	
	2019	2020
April	0	1,482
May	0	3,875
June	0	5,462
July	0	7,608
August	0	8,782
September	0	10,727
October	0	
November	0	
December	0	
January	0	
February	0	
March	0	
April	0	
May	0	
June	0	

QUALITY

	Quantity	Base Number	Contract	LHB	Wales
% of FP17s for the same patient ID Re-attending within 3 months - Children	65	1,283	5.1%	6.1%	10.7%
% of FP17s for the same patient ID Re-attending within 3 months - Adults	315	4,487	7.0%	12.1%	15.4%
% of FP17s for the same patient ID Re-attending between 3 & 9 months - Children	42	1,283	3.3%	37.9%	60.1%
% of FP17s for the same patient ID Re-attending between 3 & 9 months - Adults	140	4,487	3.1%	38.8%	56.7%
% of FP17s for Band 1 Urgent Courses	840	5,770	14.6%	9.9%	9.1%
% of FP17s Relating to Free Repair or Replacements	52	5,770	0.9%	0.7%	0.7%
% of FP17s Relating to Continuations	11	5,770	0.2%	0.6%	0.6%
% of Patients satisfied with the dentistry they have received	3	3	N/A	93.1%	93.0%
% of Patients satisfied with the time they had to wait for an appointment	2	3	N/A	87.4%	87.5%

* This is based on patients treated on this contract for their most recent course of treatment. Figures in italics indicate the base number of FP17s or Patient Questionnaire responses are less than 100. N/A is shown where the base number of responses is less than 10 during the period. % is calculated as Quantity/Base number*100

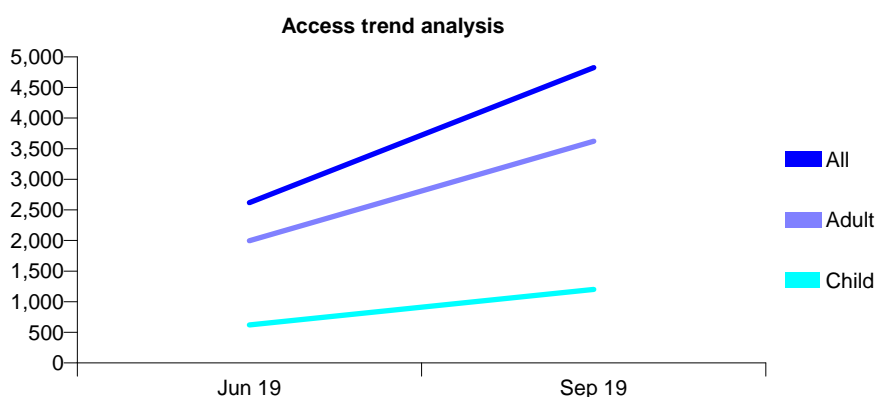
7A5 - Vital Signs At a Glance Contract Report for 101069/0000 - September 2019

Name or company name	IDH 441 to 444 Ltd
Contract type name	GDS Contract
Purpose of contract	General
Contract start date	01/04/2019
Contract end date	

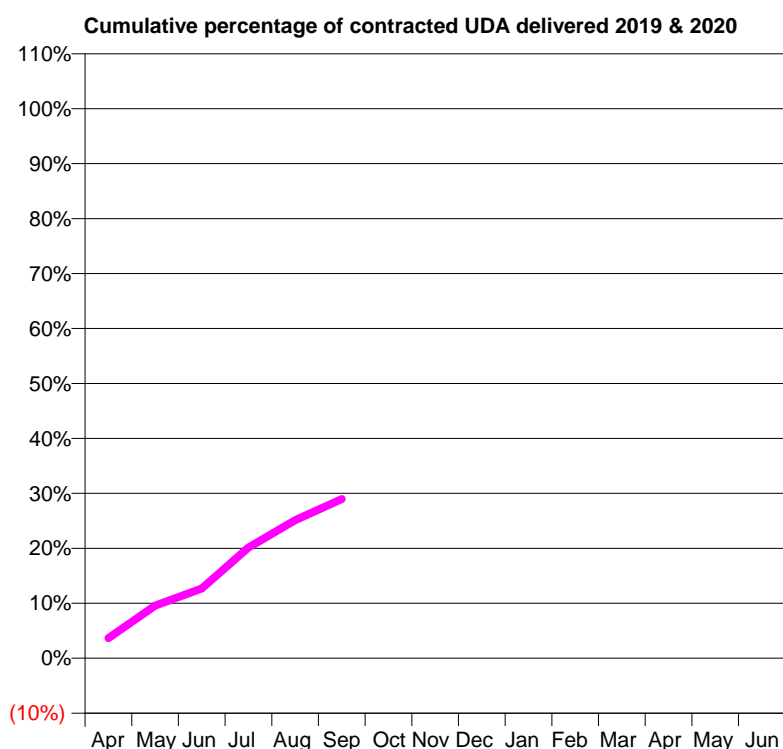
19/20 Contracted general activity (UDA)	36,144
Carry forward general activity (UDA)	0
19/20 Contracted orthodontic activity (UOA)	0
Carry forward orthodontic activity (UOA)	0
Baseline contract value	£943,850.12

ACCESS*

Patients seen in 24 months	Total	Change since previous quarter
Quarter ending September 2018	0	
Quarter ending December 2018	0	
Quarter ending March 2019	0	
Quarter ending June 2019	2,618	↑
Quarter ending September 2019	4,825	↑
Variance since September 2018	N/A	



ACTIVITY



Month	Adjusted Scheduled Activity (UDA)	
	2019	2020
April	0	1,319
May	0	3,460
June	0	4,585
July	0	7,287
August	0	9,086
September	0	10,471
October	0	
November	0	
December	0	
January	0	
February	0	
March	0	
April	0	
May	0	
June	0	

QUALITY

	Quantity	Base Number	Contract	LHB	Wales
% of FP17s for the same patient ID Re-attending within 3 months - Children	40	1,255	3.2%	6.1%	10.7%
% of FP17s for the same patient ID Re-attending within 3 months - Adults	261	3,937	6.6%	12.1%	15.4%
% of FP17s for the same patient ID Re-attending between 3 & 9 months - Children	13	1,255	1.0%	37.9%	60.1%
% of FP17s for the same patient ID Re-attending between 3 & 9 months - Adults	102	3,937	2.6%	38.8%	56.7%
% of FP17s for Band 1 Urgent Courses	429	5,192	8.3%	9.9%	9.1%
% of FP17s Relating to Free Repair or Replacements	19	5,192	0.4%	0.7%	0.7%
% of FP17s Relating to Continuations	64	5,192	1.2%	0.6%	0.6%
% of Patients satisfied with the dentistry they have received	3	3	N/A	93.1%	93.0%
% of Patients satisfied with the time they had to wait for an appointment	2	3	N/A	87.4%	87.5%

* This is based on patients treated on this contract for their most recent course of treatment. Figures in italics indicate the base number of FP17s or Patient Questionnaire responses are less than 100. N/A is shown where the base number of responses is less than 10 during the period. % is calculated as Quantity/Base number*100

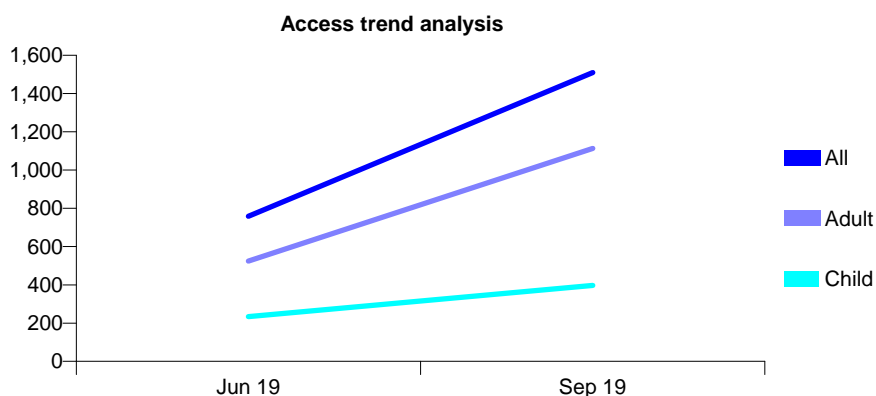
7A5 - Vital Signs At a Glance Contract Report for 101070/0000 - September 2019

Name or company name	R Kadenhe
Contract type name	Pilot Contract
Purpose of contract	General
Contract start date	01/04/2019
Contract end date	

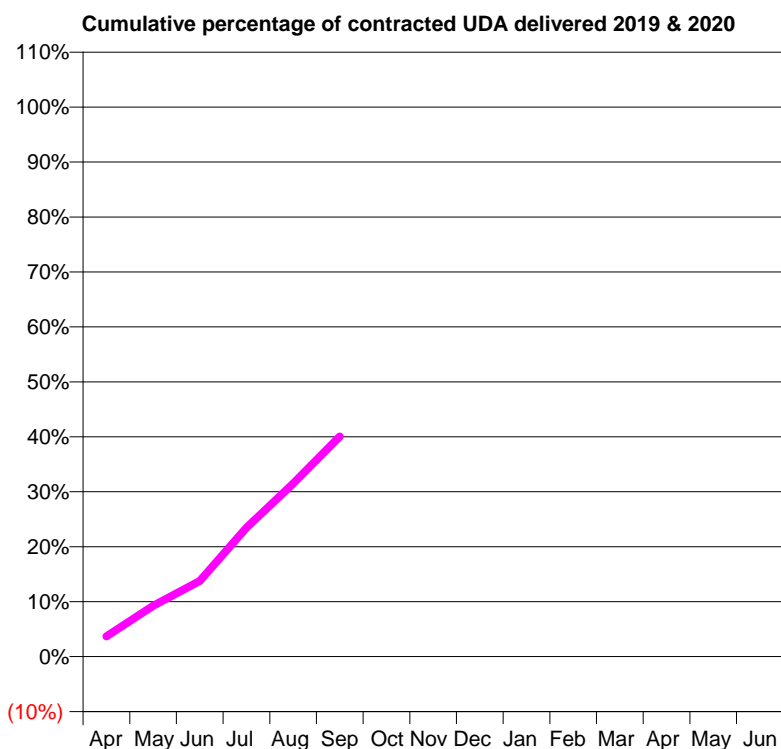
19/20 Contracted general activity (UDA)	10,699
Carry forward general activity (UDA)	0
19/20 Contracted orthodontic activity (UOA)	0
Carry forward orthodontic activity (UOA)	0
Baseline contract value	£297,209.37

ACCESS*

Patients seen in 24 months	Total	Change since previous quarter
Quarter ending September 2018	0	
Quarter ending December 2018	0	
Quarter ending March 2019	0	
Quarter ending June 2019	758	↑
Quarter ending September 2019	1,510	↑
Variance since September 2018	N/A	



ACTIVITY



Month	Adjusted Scheduled Activity (UDA)	
	2019	2020
April	0	396
May	0	990
June	0	1,473
July	0	2,509
August	0	3,370
September	0	4,285
October	0	
November	0	
December	0	
January	0	
February	0	
March	0	
April	0	
May	0	
June	0	

QUALITY

	Quantity	Base Number	Contract	LHB	Wales
% of FP17s for the same patient ID Re-attending within 3 months - Children	31	464	6.7%	6.1%	10.7%
% of FP17s for the same patient ID Re-attending within 3 months - Adults	149	1,337	11.1%	12.1%	15.4%
% of FP17s for the same patient ID Re-attending between 3 & 9 months - Children	19	464	4.1%	37.9%	60.1%
% of FP17s for the same patient ID Re-attending between 3 & 9 months - Adults	46	1,337	3.4%	38.8%	56.7%
% of FP17s for Band 1 Urgent Courses	132	1,801	7.3%	9.9%	9.1%
% of FP17s Relating to Free Repair or Replacements	12	1,801	0.7%	0.7%	0.7%
% of FP17s Relating to Continuations	13	1,801	0.7%	0.6%	0.6%
% of Patients satisfied with the dentistry they have received	1	1	N/A	93.1%	93.0%
% of Patients satisfied with the time they had to wait for an appointment	1	1	N/A	87.4%	87.5%

* This is based on patients treated on this contract for their most recent course of treatment. Figures in italics indicate the base number of FP17s or Patient Questionnaire responses are less than 100. N/A is shown where the base number of responses is less than 10 during the period. % is calculated as Quantity/Base number*100

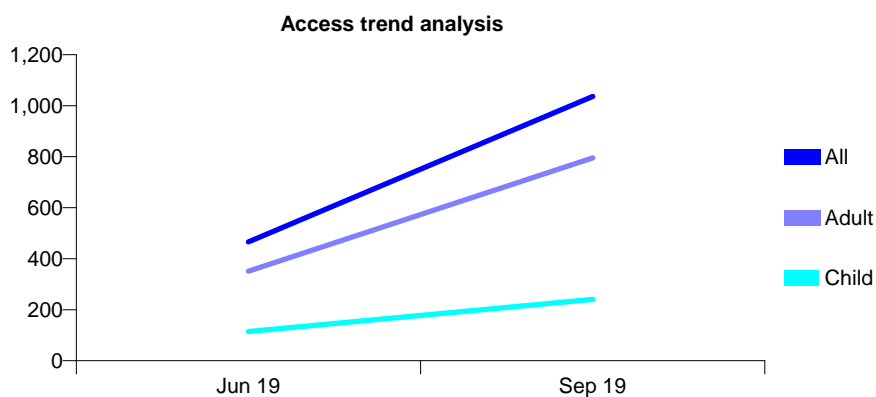
7A5 - Vital Signs At a Glance Contract Report for 101071/0000 - September 2019

Name or company name	Park Street Surgery Ltd
Contract type name	GDS Contract
Purpose of contract	General
Contract start date	01/04/2019
Contract end date	

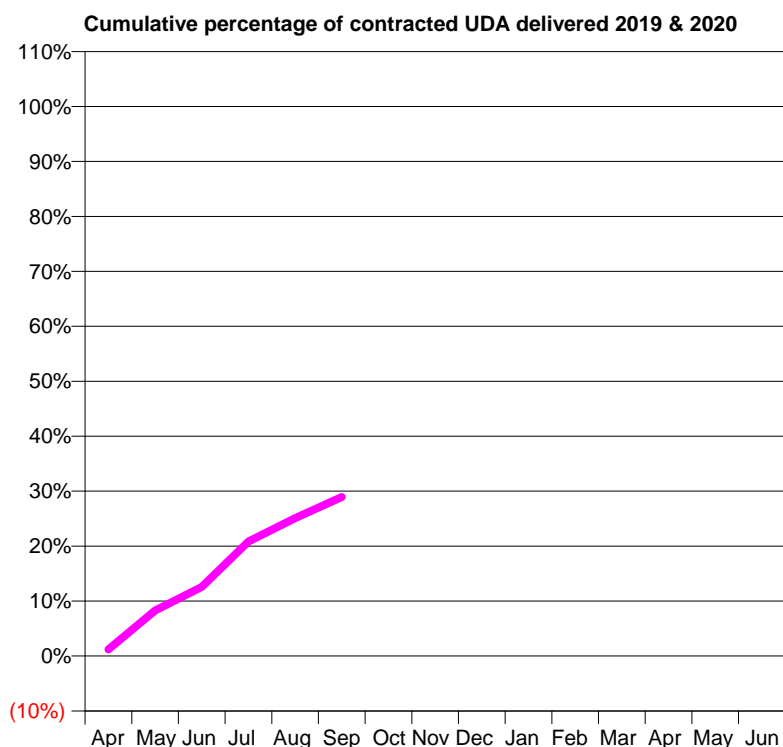
19/20 Contracted general activity (UDA)	7,583
Carry forward general activity (UDA)	0
19/20 Contracted orthodontic activity (UOA)	0
Carry forward orthodontic activity (UOA)	0
Baseline contract value	£203,224.40

ACCESS*

Patients seen in 24 months	Total	Change since previous quarter
Quarter ending September 2018	0	
Quarter ending December 2018	0	
Quarter ending March 2019	0	
Quarter ending June 2019	466	↑
Quarter ending September 2019	1,036	↑
Variance since September 2018	N/A	



ACTIVITY



Month	Adjusted Scheduled Activity (UDA)	
	2019	2020
April	0	94
May	0	629
June	0	954
July	0	1,580
August	0	1,901
September	0	2,194
October	0	
November	0	
December	0	
January	0	
February	0	
March	0	
April	0	
May	0	
June	0	

QUALITY

	Quantity	Base Number	Contract	LHB	Wales
% of FP17s for the same patient ID Re-attending within 3 months - Children	5	244	2.0%	6.1%	10.7%
% of FP17s for the same patient ID Re-attending within 3 months - Adults	58	877	6.6%	12.1%	15.4%
% of FP17s for the same patient ID Re-attending between 3 & 9 months - Children	3	244	1.2%	37.9%	60.1%
% of FP17s for the same patient ID Re-attending between 3 & 9 months - Adults	13	877	1.5%	38.8%	56.7%
% of FP17s for Band 1 Urgent Courses	102	1,121	9.1%	9.9%	9.1%
% of FP17s Relating to Free Repair or Replacements	20	1,121	1.8%	0.7%	0.7%
% of FP17s Relating to Continuations	15	1,121	1.3%	0.6%	0.6%
% of Patients satisfied with the dentistry they have received	2	2	N/A	93.1%	93.0%
% of Patients satisfied with the time they had to wait for an appointment	2	2	N/A	87.4%	87.5%

* This is based on patients treated on this contract for their most recent course of treatment. Figures in italics indicate the base number of FP17s or Patient Questionnaire responses are less than 100. N/A is shown where the base number of responses is less than 10 during the period. % is calculated as Quantity/Base number*100

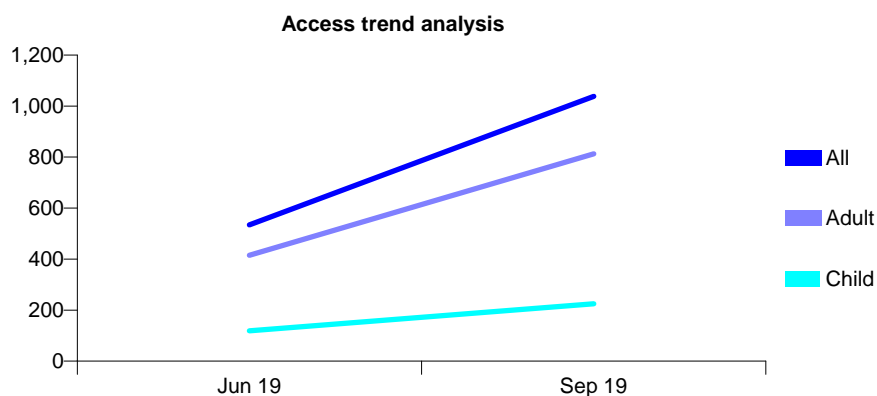
7A5 - Vital Signs At a Glance Contract Report for 101072/0000 - September 2019

Name or company name	Park Street Surgery Ltd
Contract type name	GDS Contract
Purpose of contract	General
Contract start date	01/04/2019
Contract end date	

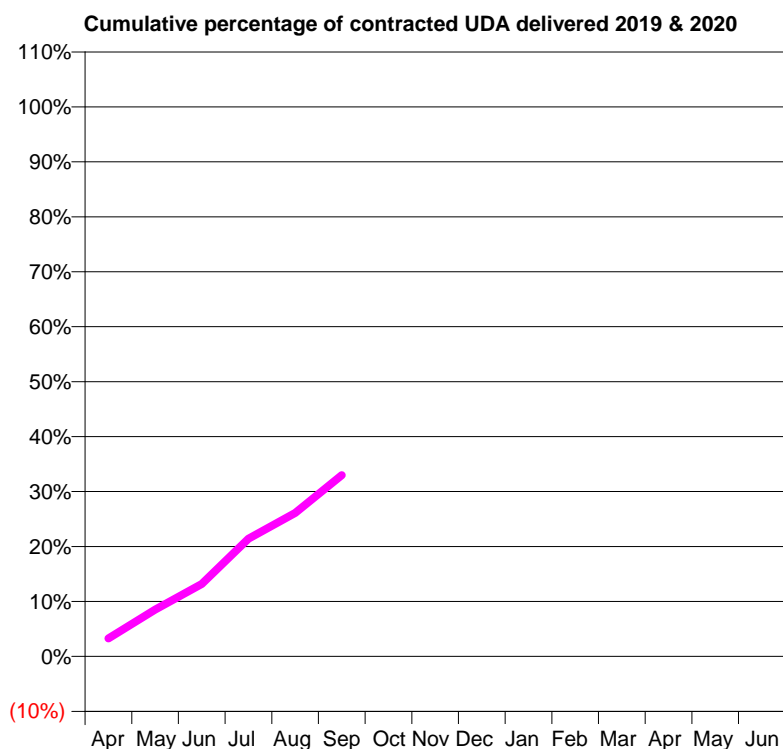
19/20 Contracted general activity (UDA)	6,869
Carry forward general activity (UDA)	0
19/20 Contracted orthodontic activity (UOA)	0
Carry forward orthodontic activity (UOA)	0
Baseline contract value	£184,089.20

ACCESS*

Patients seen in 24 months	Total	Change since previous quarter
Quarter ending September 2018	0	
Quarter ending December 2018	0	
Quarter ending March 2019	0	
Quarter ending June 2019	534	↑
Quarter ending September 2019	1,038	↑
Variance since September 2018	N/A	



ACTIVITY



Month	Adjusted Scheduled Activity (UDA)	
	2019	2020
April	0	226
May	0	585
June	0	905
July	0	1,471
August	0	1,794
September	0	2,265
October	0	
November	0	
December	0	
January	0	
February	0	
March	0	
April	0	
May	0	
June	0	

QUALITY

	Quantity	Base Number	Contract	LHB	Wales
% of FP17s for the same patient ID Re-attending within 3 months - Children	11	240	4.6%	6.1%	10.7%
% of FP17s for the same patient ID Re-attending within 3 months - Adults	72	959	7.5%	12.1%	15.4%
% of FP17s for the same patient ID Re-attending between 3 & 9 months - Children	2	240	0.8%	37.9%	60.1%
% of FP17s for the same patient ID Re-attending between 3 & 9 months - Adults	20	959	2.1%	38.8%	56.7%
% of FP17s for Band 1 Urgent Courses	182	1,199	15.2%	9.9%	9.1%
% of FP17s Relating to Free Repair or Replacements	13	1,199	1.1%	0.7%	0.7%
% of FP17s Relating to Continuations	11	1,199	0.9%	0.6%	0.6%
% of Patients satisfied with the dentistry they have received	2	2	N/A	93.1%	93.0%
% of Patients satisfied with the time they had to wait for an appointment	2	2	N/A	87.4%	87.5%

* This is based on patients treated on this contract for their most recent course of treatment. Figures in italics indicate the base number of FP17s or Patient Questionnaire responses are less than 100. N/A is shown where the base number of responses is less than 10 during the period. % is calculated as Quantity/Base number*100

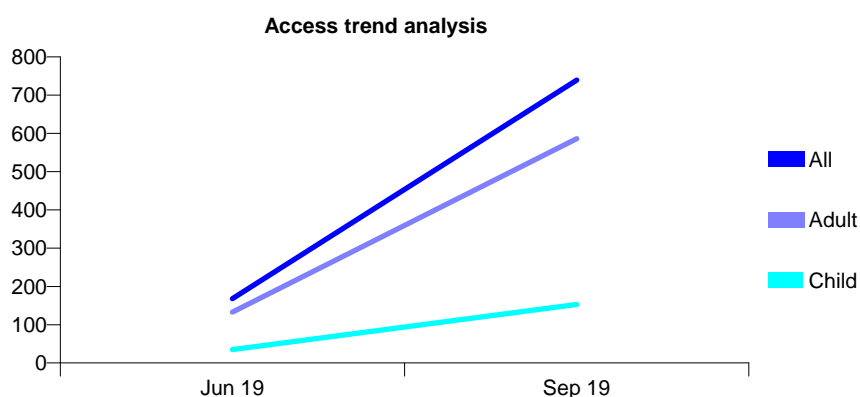
7A5 - Vital Signs At a Glance Contract Report for 101073/0000 - September 2019

Name or company name	MR B AARON
Contract type name	GDS Contract
Purpose of contract	General
Contract start date	01/04/2019
Contract end date	

19/20 Contracted general activity (UDA)	5,750
Carry forward general activity (UDA)	0
19/20 Contracted orthodontic activity (UOA)	0
Carry forward orthodontic activity (UOA)	0
Baseline contract value	£145,363.44

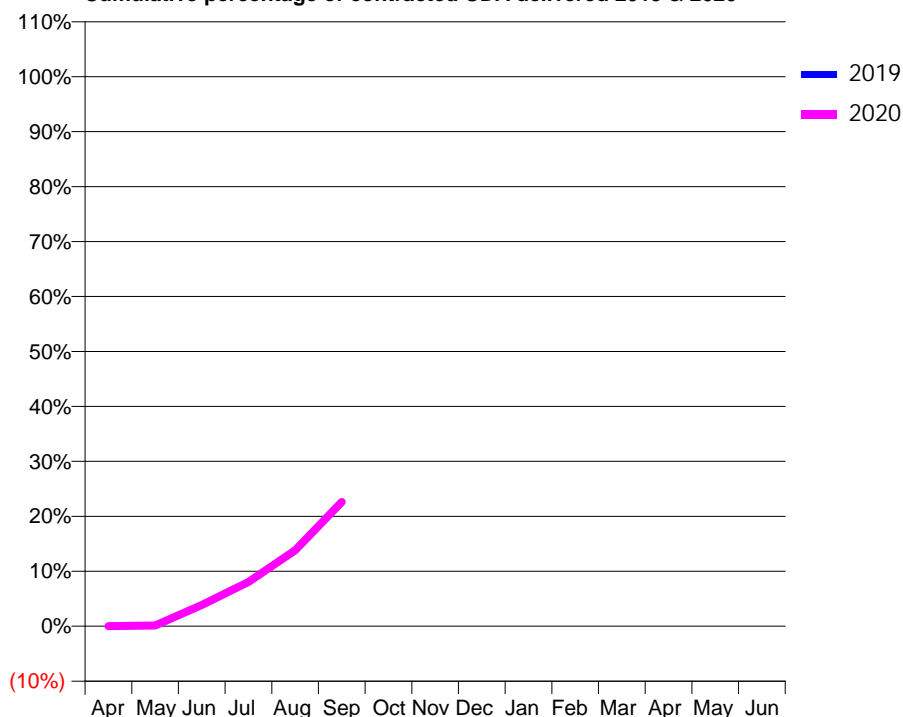
ACCESS*

Patients seen in 24 months	Total	Change since previous quarter
Quarter ending September 2018	0	
Quarter ending December 2018	0	
Quarter ending March 2019	0	
Quarter ending June 2019	168	↑
Quarter ending September 2019	739	↑
Variance since September 2018	N/A	



ACTIVITY

Cumulative percentage of contracted UDA delivered 2019 & 2020



Month	Adjusted Scheduled Activity (UDA)	
	2019	2020
April	0	0
May	0	8
June	0	223
July	0	464
August	0	794
September	0	1,301
October	0	
November	0	
December	0	
January	0	
February	0	
March	0	
April	0	
May	0	
June	0	

QUALITY

	Quantity	Base Number	Contract	LHB	Wales
% of FP17s for the same patient ID Re-attending within 3 months - Children	1	163	0.6%	6.1%	10.7%
% of FP17s for the same patient ID Re-attending within 3 months - Adults	8	617	1.3%	12.1%	15.4%
% of FP17s for the same patient ID Re-attending between 3 & 9 months - Children	1	163	0.6%	37.9%	60.1%
% of FP17s for the same patient ID Re-attending between 3 & 9 months - Adults	0	617	0.0%	38.8%	56.7%
% of FP17s for Band 1 Urgent Courses	11	780	1.4%	9.9%	9.1%
% of FP17s Relating to Free Repair or Replacements	4	780	0.5%	0.7%	0.7%
% of FP17s Relating to Continuations	0	780	0.0%	0.6%	0.6%
% of Patients satisfied with the dentistry they have received	0	0	N/A	93.1%	93.0%
% of Patients satisfied with the time they had to wait for an appointment	0	0	N/A	87.4%	87.5%

* This is based on patients treated on this contract for their most recent course of treatment.

Figures in italics indicate the base number of FP17s or Patient Questionnaire responses are less than 100. N/A is shown where the base number of responses is less than 10 during the period. % is calculated as Quantity/Base number*100

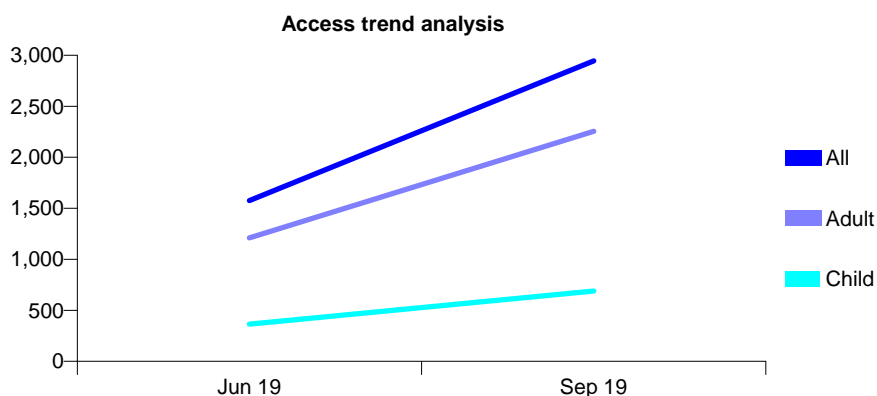
7A5 - Vital Signs At a Glance Contract Report for 101075/0000 - September 2019

Name or company name	Talbot Street Dental Surgery
Contract type name	Pilot Contract
Purpose of contract	General
Contract start date	01/04/2019
Contract end date	

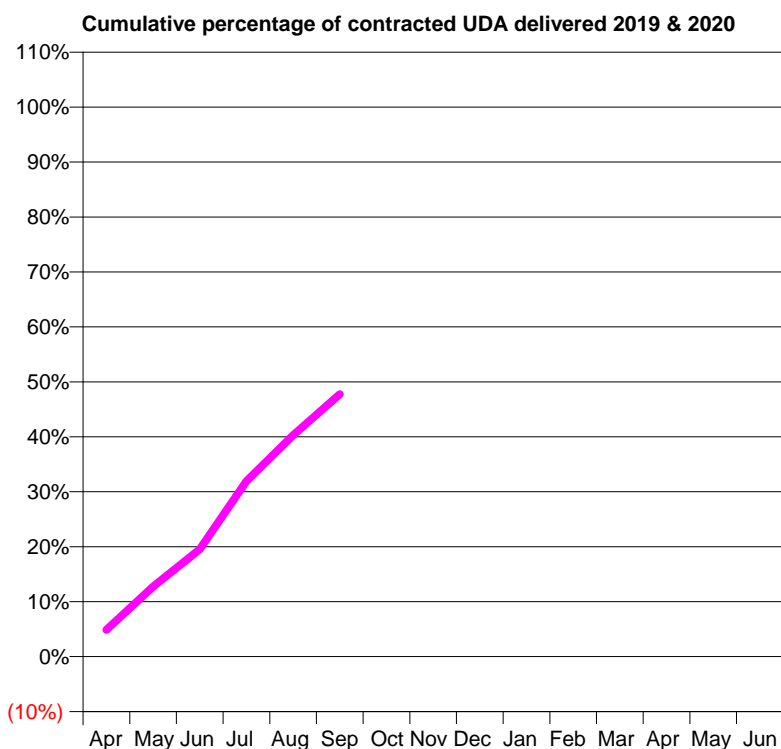
19/20 Contracted general activity (UDA)	13,733
Carry forward general activity (UDA)	0
19/20 Contracted orthodontic activity (UOA)	0
Carry forward orthodontic activity (UOA)	0
Baseline contract value	£381,430.81

ACCESS*

Patients seen in 24 months	Total	Change since previous quarter
Quarter ending September 2018	0	
Quarter ending December 2018	0	
Quarter ending March 2019	0	
Quarter ending June 2019	1,576	↑
Quarter ending September 2019	2,944	↑
Variance since September 2018	N/A	



ACTIVITY



Month	Adjusted Scheduled Activity (UDA)	
	2019	2020
April	0	672
May	0	1,751
June	0	2,680
July	0	4,383
August	0	5,533
September	0	6,555
October	0	
November	0	
December	0	
January	0	
February	0	
March	0	
April	0	
May	0	
June	0	

QUALITY

	Quantity	Base Number	Contract	LHB	Wales
% of FP17s for the same patient ID Re-attending within 3 months - Children	26	748	3.5%	6.1%	10.7%
% of FP17s for the same patient ID Re-attending within 3 months - Adults	243	2,640	9.2%	12.1%	15.4%
% of FP17s for the same patient ID Re-attending between 3 & 9 months - Children	10	748	1.3%	37.9%	60.1%
% of FP17s for the same patient ID Re-attending between 3 & 9 months - Adults	62	2,640	2.3%	38.8%	56.7%
% of FP17s for Band 1 Urgent Courses	276	3,388	8.1%	9.9%	9.1%
% of FP17s Relating to Free Repair or Replacements	37	3,388	1.1%	0.7%	0.7%
% of FP17s Relating to Continuations	39	3,388	1.2%	0.6%	0.6%
% of Patients satisfied with the dentistry they have received	5	6	N/A	93.1%	93.0%
% of Patients satisfied with the time they had to wait for an appointment	6	6	N/A	87.4%	87.5%

* This is based on patients treated on this contract for their most recent course of treatment. Figures in italics indicate the base number of FP17s or Patient Questionnaire responses are less than 100. N/A is shown where the base number of responses is less than 10 during the period. % is calculated as Quantity/Base number*100

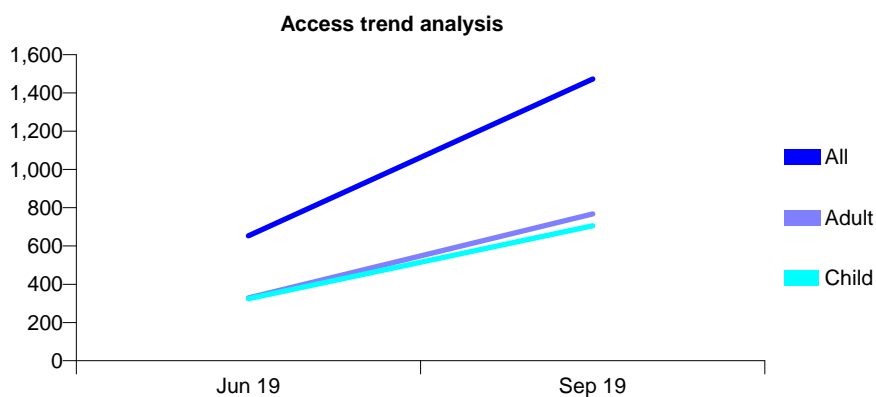
7A5 - Vital Signs At a Glance Contract Report for 101076/0000 - September 2019

Name or company name	J Bater and L Khosa
Contract type name	GDS Contract
Purpose of contract	General
Contract start date	01/04/2019
Contract end date	

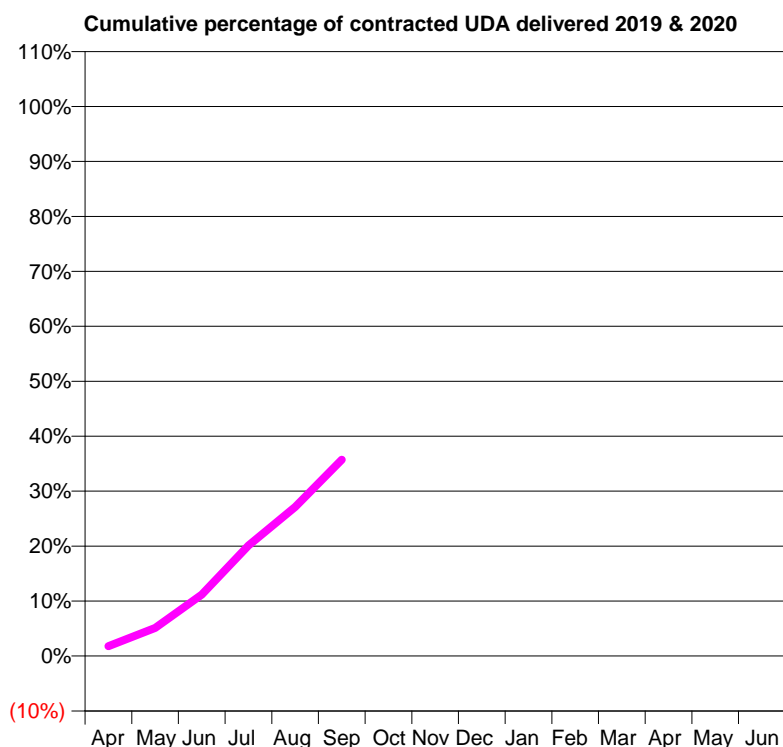
19/20 Contracted general activity (UDA)	12,000
Carry forward general activity (UDA)	0
19/20 Contracted orthodontic activity (UOA)	0
Carry forward orthodontic activity (UOA)	0
Baseline contract value	£326,931.92

ACCESS*

Patients seen in 24 months	Total	Change since previous quarter
Quarter ending September 2018	0	
Quarter ending December 2018	0	
Quarter ending March 2019	0	
Quarter ending June 2019	653	↑
Quarter ending September 2019	1,473	↑
Variance since September 2018	N/A	



ACTIVITY



Month	Adjusted Scheduled Activity (UDA)	
	2019	2020
April	0	213
May	0	613
June	0	1,341
July	0	2,412
August	0	3,257
September	0	4,284
October	0	
November	0	
December	0	
January	0	
February	0	
March	0	
April	0	
May	0	
June	0	

QUALITY

	Quantity	Base Number	Contract	LHB	Wales
% of FP17s for the same patient ID Re-attending within 3 months - Children	74	834	8.9%	6.1%	10.7%
% of FP17s for the same patient ID Re-attending within 3 months - Adults	194	1,045	18.6%	12.1%	15.4%
% of FP17s for the same patient ID Re-attending between 3 & 9 months - Children	26	834	3.1%	37.9%	60.1%
% of FP17s for the same patient ID Re-attending between 3 & 9 months - Adults	41	1,045	3.9%	38.8%	56.7%
% of FP17s for Band 1 Urgent Courses	324	1,879	17.2%	9.9%	9.1%
% of FP17s Relating to Free Repair or Replacements	2	1,879	0.1%	0.7%	0.7%
% of FP17s Relating to Continuations	2	1,879	0.1%	0.6%	0.6%
% of Patients satisfied with the dentistry they have received	1	1	N/A	93.1%	93.0%
% of Patients satisfied with the time they had to wait for an appointment	1	1	N/A	87.4%	87.5%

* This is based on patients treated on this contract for their most recent course of treatment. Figures in italics indicate the base number of FP17s or Patient Questionnaire responses are less than 100. N/A is shown where the base number of responses is less than 10 during the period. % is calculated as Quantity/Base number*100

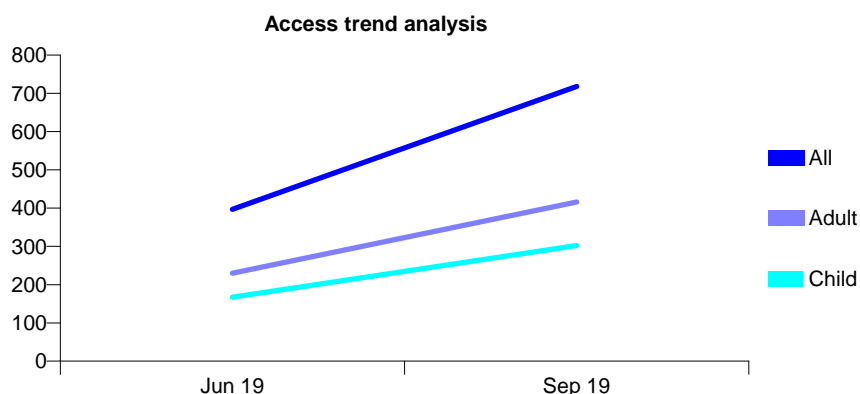
7A5 - Vital Signs At a Glance Contract Report for 101077/0000 - September 2019

Name or company name	Vale View Dental Care
Contract type name	Pilot Contract
Purpose of contract	General
Contract start date	01/04/2019
Contract end date	

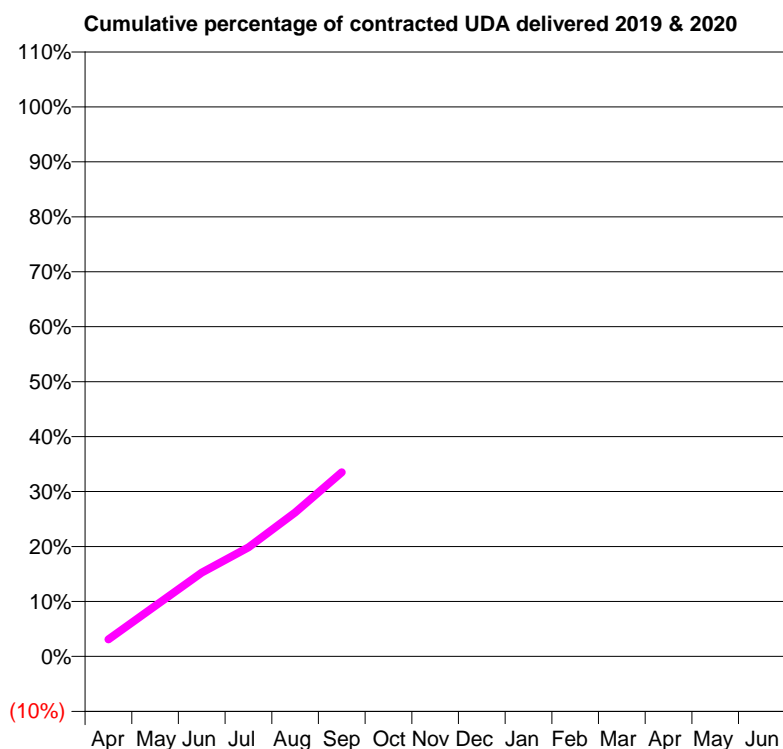
19/20 Contracted general activity (UDA)	5,429
Carry forward general activity (UDA)	0
19/20 Contracted orthodontic activity (UOA)	0
Carry forward orthodontic activity (UOA)	0
Baseline contract value	£150,806.41

ACCESS*

Patients seen in 24 months	Total	Change since previous quarter
Quarter ending September 2018	0	
Quarter ending December 2018	0	
Quarter ending March 2019	0	
Quarter ending June 2019	397	↑
Quarter ending September 2019	718	↑
Variance since September 2018	N/A	



ACTIVITY



Month	Adjusted Scheduled Activity (UDA)	
	2019	2020
April	0	169
May	0	499
June	0	828
July	0	1,077
August	0	1,423
September	0	1,818
October	0	
November	0	
December	0	
January	0	
February	0	
March	0	
April	0	
May	0	
June	0	

QUALITY

	Quantity	Base Number	Contract	LHB	Wales
% of FP17s for the same patient ID Re-attending within 3 months - Children	9	312	2.9%	6.1%	10.7%
% of FP17s for the same patient ID Re-attending within 3 months - Adults	14	446	3.1%	12.1%	15.4%
% of FP17s for the same patient ID Re-attending between 3 & 9 months - Children	7	312	2.2%	37.9%	60.1%
% of FP17s for the same patient ID Re-attending between 3 & 9 months - Adults	23	446	5.2%	38.8%	56.7%
% of FP17s for Band 1 Urgent Courses	38	758	5.0%	9.9%	9.1%
% of FP17s Relating to Free Repair or Replacements	9	758	1.2%	0.7%	0.7%
% of FP17s Relating to Continuations	4	758	0.5%	0.6%	0.6%
% of Patients satisfied with the dentistry they have received	0	0	N/A	93.1%	93.0%
% of Patients satisfied with the time they had to wait for an appointment	0	0	N/A	87.4%	87.5%

* This is based on patients treated on this contract for their most recent course of treatment. Figures in italics indicate the base number of FP17s or Patient Questionnaire responses are less than 100. N/A is shown where the base number of responses is less than 10 during the period. % is calculated as Quantity/Base number*100

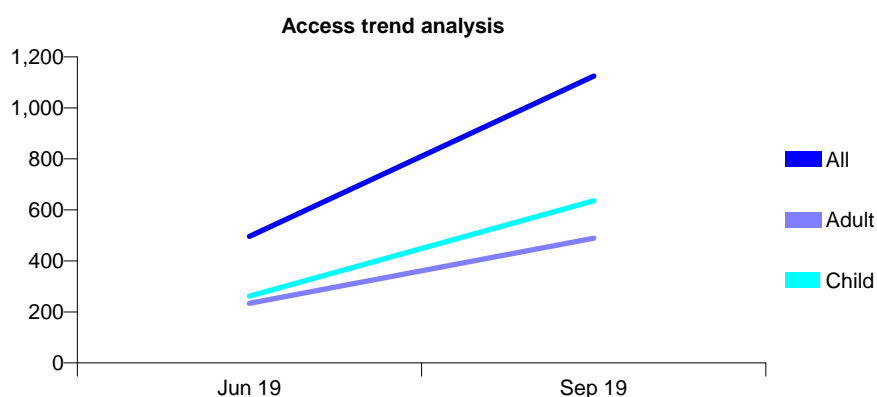
7A5 - Vital Signs At a Glance Contract Report for 101078/0000 - September 2019

Name or company name	Rhys Griffiths Ltd
Contract type name	GDS Contract
Purpose of contract	General
Contract start date	01/04/2019
Contract end date	

19/20 Contracted general activity (UDA)	5,144
Carry forward general activity (UDA)	0
19/20 Contracted orthodontic activity (UOA)	0
Carry forward orthodontic activity (UOA)	0
Baseline contract value	£130,043.39

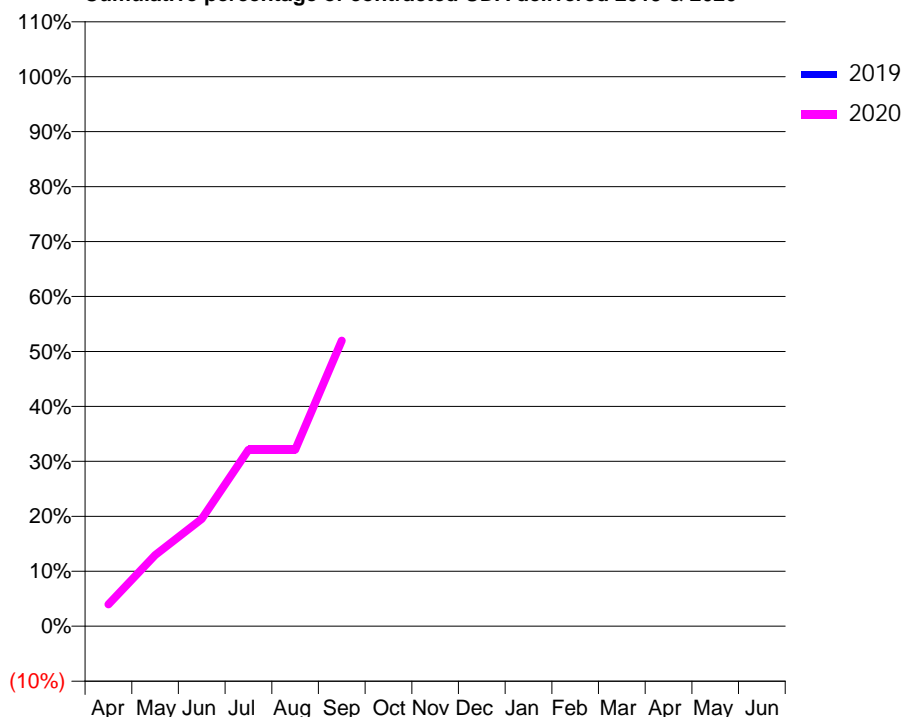
ACCESS*

Patients seen in 24 months	Total	Change since previous quarter
Quarter ending September 2018	0	
Quarter ending December 2018	0	
Quarter ending March 2019	0	
Quarter ending June 2019	496	↑
Quarter ending September 2019	1,125	↑
Variance since September 2018	N/A	



ACTIVITY

Cumulative percentage of contracted UDA delivered 2019 & 2020



Adjusted Scheduled Activity (UDA)

Month	2019	2020
April	0	204
May	0	666
June	0	1,004
July	0	1,652
August	0	1,652
September	0	2,673
October	0	
November	0	
December	0	
January	0	
February	0	
March	0	
April	0	
May	0	
June	0	

QUALITY

	Quantity	Base Number	Contract	LHB	Wales
% of FP17s for the same patient ID Re-attending within 3 months - Children	27	709	3.8%	6.1%	10.7%
% of FP17s for the same patient ID Re-attending within 3 months - Adults	69	591	11.7%	12.1%	15.4%
% of FP17s for the same patient ID Re-attending between 3 & 9 months - Children	26	709	3.7%	37.9%	60.1%
% of FP17s for the same patient ID Re-attending between 3 & 9 months - Adults	40	591	6.8%	38.8%	56.7%
% of FP17s for Band 1 Urgent Courses	109	1,300	8.4%	9.9%	9.1%
% of FP17s Relating to Free Repair or Replacements	2	1,300	0.2%	0.7%	0.7%
% of FP17s Relating to Continuations	0	1,300	0.0%	0.6%	0.6%
% of Patients satisfied with the dentistry they have received	0	0	N/A	93.1%	93.0%
% of Patients satisfied with the time they had to wait for an appointment	0	0	N/A	87.4%	87.5%

* This is based on patients treated on this contract for their most recent course of treatment.

Figures in italics indicate the base number of FP17s or Patient Questionnaire responses are less than 100. N/A is shown where the base number of responses is less than 10 during the period. % is calculated as Quantity/Base number*100

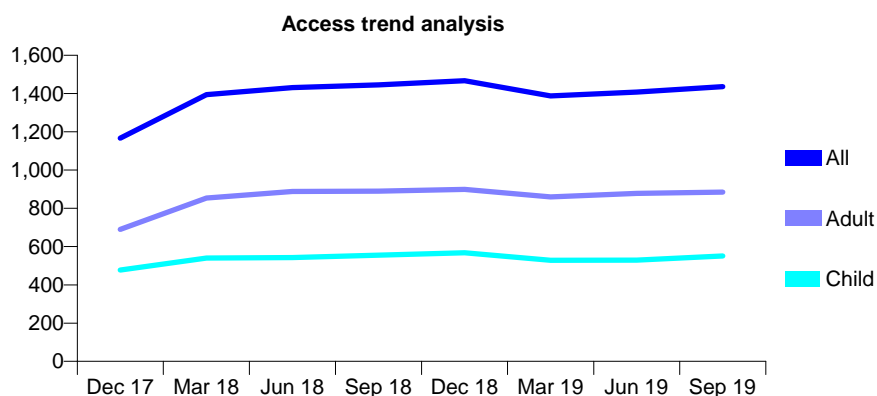
7A5 - Vital Signs At a Glance Contract Report for 102660/0001 - September 2019

Name or company name	Brilliant Dental Care
Contract type name	GDS Contract
Purpose of contract	General and Orthodontic
Contract start date	01/06/2014
Contract end date	

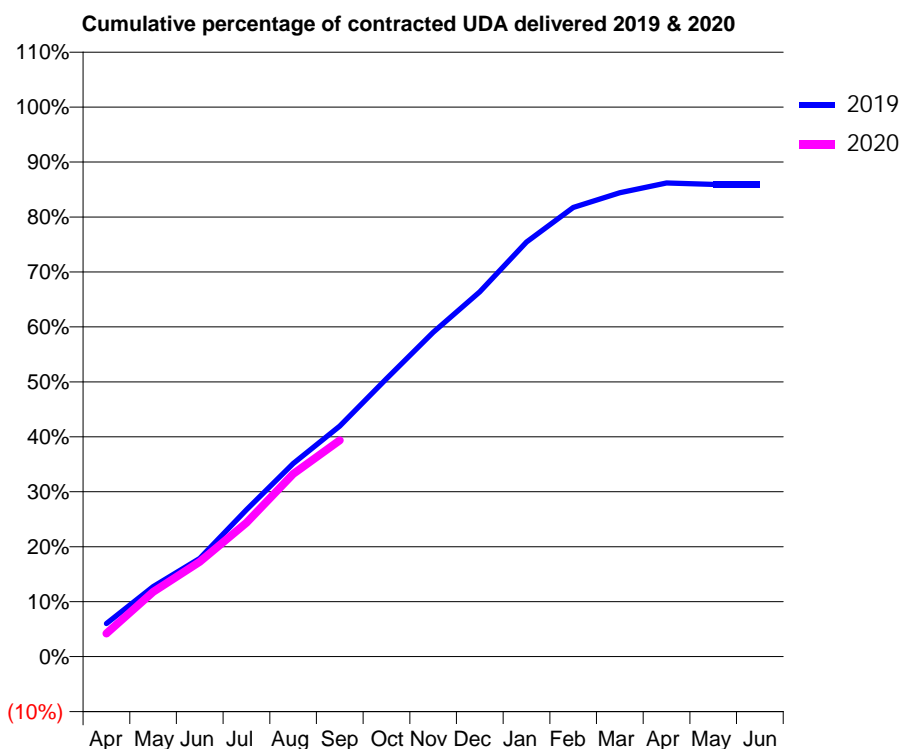
19/20 Contracted general activity (UDA)	4,200
Carry forward general activity (UDA)	-62
19/20 Contracted orthodontic activity (UOA)	57
Carry forward orthodontic activity (UOA)	0
Baseline contract value	£108,068.75

ACCESS*

Patients seen in 24 months	Total	Change since previous quarter
Quarter ending September 2018	1,445	
Quarter ending December 2018	1,467	→
Quarter ending March 2019	1,388	↓
Quarter ending June 2019	1,407	→
Quarter ending September 2019	1,436	↑
Variance since September 2018	(0.6%)	→



ACTIVITY



Month	Adjusted Scheduled Activity (UDA)	
	2019	2020
April	253	177
May	536	495
June	750	725
July	1,123	1,024
August	1,475	1,397
September	1,762	1,653
October	2,124	
November	2,480	
December	2,788	
January	3,169	
February	3,433	
March	3,546	
April	3,620	
May	3,608	
June	3,608	

QUALITY

	Quantity	Base Number	Contract	LHB	Wales
% of FP17s for the same patient ID Re-attending within 3 months - Children	35	429	8.2%	6.1%	10.7%
% of FP17s for the same patient ID Re-attending within 3 months - Adults	59	600	9.8%	12.1%	15.4%
% of FP17s for the same patient ID Re-attending between 3 & 9 months - Children	254	429	59.2%	37.9%	60.1%
% of FP17s for the same patient ID Re-attending between 3 & 9 months - Adults	366	600	61.0%	38.8%	56.7%
% of FP17s for Band 1 Urgent Courses	82	1,004	8.2%	9.9%	9.1%
% of FP17s Relating to Free Repair or Replacements	2	1,004	0.2%	0.7%	0.7%
% of FP17s Relating to Continuations	4	1,004	0.4%	0.6%	0.6%
% of Patients satisfied with the dentistry they have received	2	2	N/A	93.1%	93.0%
% of Patients satisfied with the time they had to wait for an appointment	2	2	N/A	87.4%	87.5%

* This is based on patients treated on this contract for their most recent course of treatment. Figures in italics indicate the base number of FP17s or Patient Questionnaire responses are less than 100. N/A is shown where the base number of responses is less than 10 during the period. % is calculated as Quantity/Base number*100

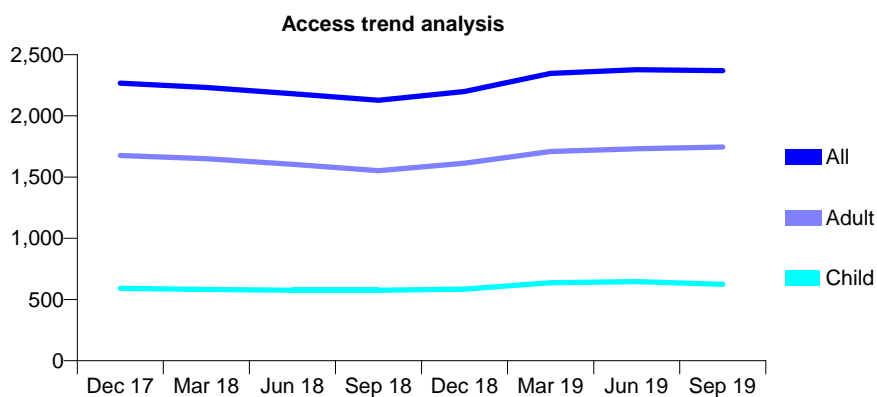
7A5 - Vital Signs At a Glance Contract Report for 105333/0001 - September 2019

Name or company name	Beddau Dental Practice
Contract type name	GDS Contract
Purpose of contract	General
Contract start date	01/06/2014
Contract end date	

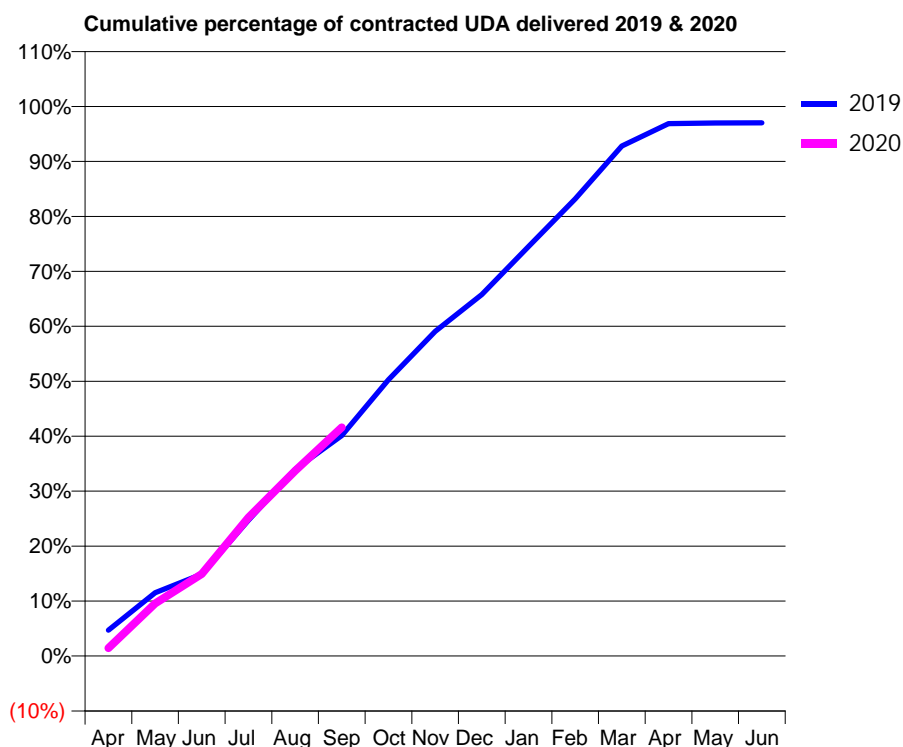
19/20 Contracted general activity (UDA)	7,800
Carry forward general activity (UDA)	233
19/20 Contracted orthodontic activity (UOA)	0
Carry forward orthodontic activity (UOA)	0
Baseline contract value	£193,703.49

ACCESS*

Patients seen in 24 months	Total	Change since previous quarter
Quarter ending September 2018	2,128	
Quarter ending December 2018	2,200	↑
Quarter ending March 2019	2,347	↑
Quarter ending June 2019	2,377	→
Quarter ending September 2019	2,370	→
Variance since September 2018	11.4%	↑



ACTIVITY



Month	Adjusted Scheduled Activity (UDA)	
	2019	2020
April	367	113
May	898	746
June	1,163	1,165
July	1,928	1,966
August	2,649	2,630
September	3,130	3,246
October	3,924	
November	4,608	
December	5,130	
January	5,812	
February	6,490	
March	7,237	
April	7,555	
May	7,564	
June	7,567	

QUALITY

	Quantity	Base Number	Contract	LHB	Wales
% of FP17s for the same patient ID Re-attending within 3 months - Children	20	493	4.1%	6.1%	10.7%
% of FP17s for the same patient ID Re-attending within 3 months - Adults	124	1,279	9.7%	12.1%	15.4%
% of FP17s for the same patient ID Re-attending between 3 & 9 months - Children	341	493	69.2%	37.9%	60.1%
% of FP17s for the same patient ID Re-attending between 3 & 9 months - Adults	773	1,279	60.4%	38.8%	56.7%
% of FP17s for Band 1 Urgent Courses	65	1,650	3.9%	9.9%	9.1%
% of FP17s Relating to Free Repair or Replacements	9	1,650	0.5%	0.7%	0.7%
% of FP17s Relating to Continuations	8	1,650	0.5%	0.6%	0.6%
% of Patients satisfied with the dentistry they have received	6	6	N/A	93.1%	93.0%
% of Patients satisfied with the time they had to wait for an appointment	5	6	N/A	87.4%	87.5%

* This is based on patients treated on this contract for their most recent course of treatment. Figures in italics indicate the base number of FP17s or Patient Questionnaire responses are less than 100. N/A is shown where the base number of responses is less than 10 during the period. % is calculated as Quantity/Base number*100

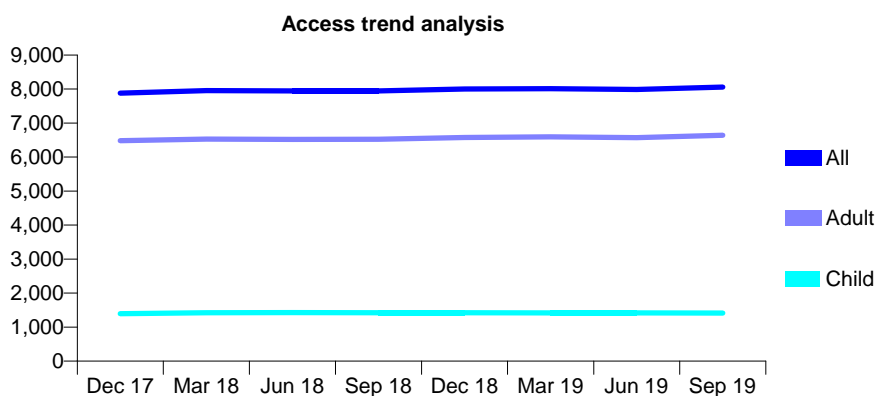
7A5 - Vital Signs At a Glance Contract Report for 106887/0001 - September 2019

Name or company name	Morgan Street Dental Practice
Contract type name	Pilot Contract
Purpose of contract	General
Contract start date	01/04/2010
Contract end date	

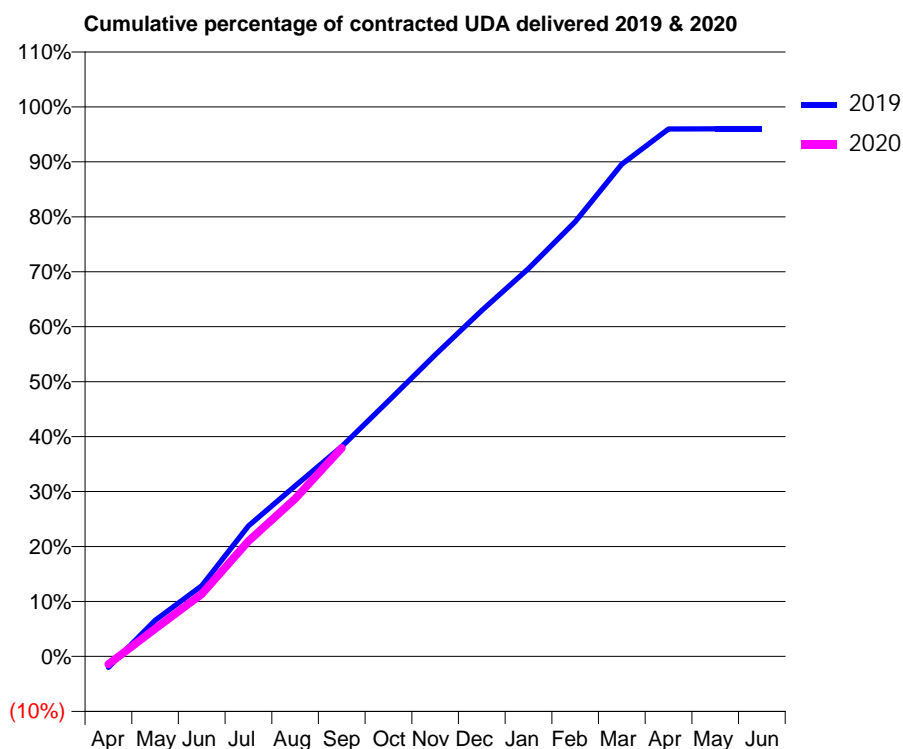
19/20 Contracted general activity (UDA)	23,064
Carry forward general activity (UDA)	942
19/20 Contracted orthodontic activity (UOA)	0
Carry forward orthodontic activity (UOA)	0
Baseline contract value	£640,679.32

ACCESS*

Patients seen in 24 months	Total	Change since previous quarter
Quarter ending September 2018	7,947	
Quarter ending December 2018	8,002	→
Quarter ending March 2019	8,013	→
Quarter ending June 2019	7,986	→
Quarter ending September 2019	8,056	→
Variance since September 2018	1.4%	→



ACTIVITY



Month	Adjusted Scheduled Activity (UDA)	
	2019	2020
April	-498	-327
May	1,608	1,161
June	3,152	2,617
July	5,822	4,838
August	7,612	6,617
September	9,370	8,751
October	11,407	
November	13,461	
December	15,437	
January	17,308	
February	19,405	
March	21,964	
April	23,533	
May	23,539	
June	23,547	

QUALITY

	Quantity	Base Number	Contract	LHB	Wales
% of FP17s for the same patient ID Re-attending within 3 months - Children	84	1,101	7.6%	6.1%	10.7%
% of FP17s for the same patient ID Re-attending within 3 months - Adults	894	5,491	16.3%	12.1%	15.4%
% of FP17s for the same patient ID Re-attending between 3 & 9 months - Children	714	1,101	64.9%	37.9%	60.1%
% of FP17s for the same patient ID Re-attending between 3 & 9 months - Adults	3,453	5,491	62.9%	38.8%	56.7%
% of FP17s for Band 1 Urgent Courses	684	5,860	11.7%	9.9%	9.1%
% of FP17s Relating to Free Repair or Replacements	18	5,860	0.3%	0.7%	0.7%
% of FP17s Relating to Continuations	12	5,860	0.2%	0.6%	0.6%
% of Patients satisfied with the dentistry they have received	21	24	87.5%	93.1%	93.0%
% of Patients satisfied with the time they had to wait for an appointment	20	24	83.3%	87.4%	87.5%

* This is based on patients treated on this contract for their most recent course of treatment. Figures in italics indicate the base number of FP17s or Patient Questionnaire responses are less than 100. N/A is shown where the base number of responses is less than 10 during the period. % is calculated as Quantity/Base number*100

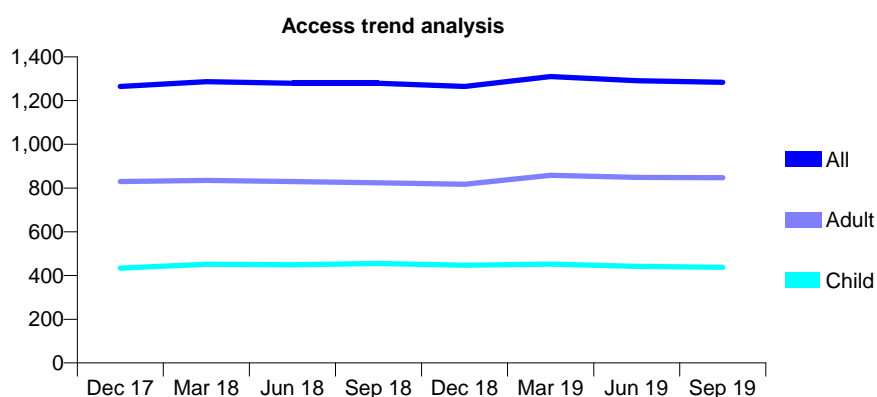
7A5 - Vital Signs At a Glance Contract Report for 108146/0001 - September 2019

Name or company name	Colden Larch Ltd
Contract type name	GDS Contract
Purpose of contract	General
Contract start date	01/10/2009
Contract end date	

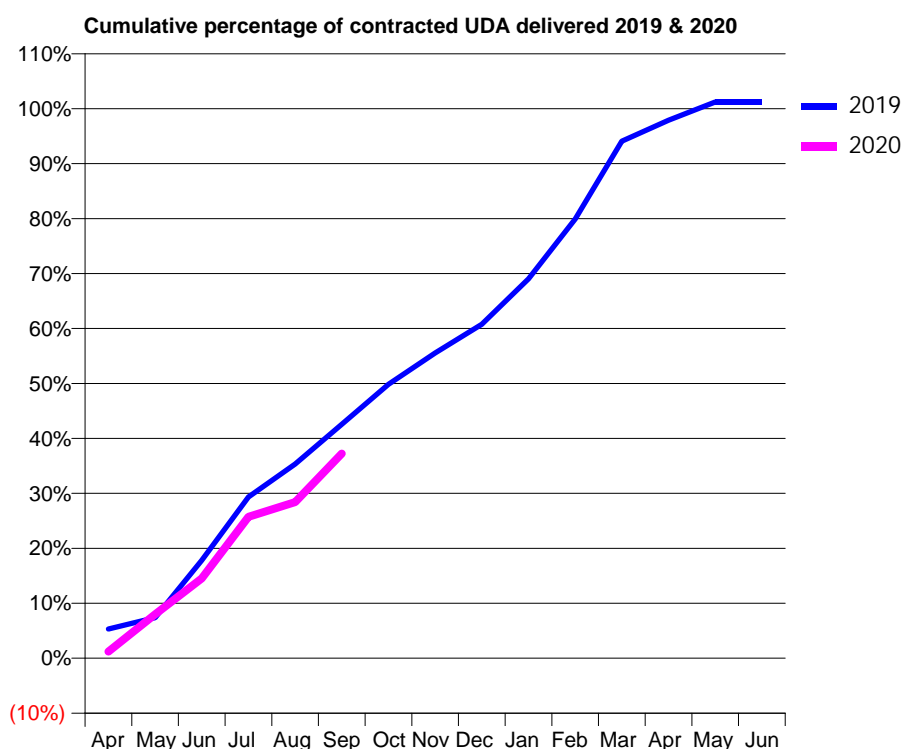
19/20 Contracted general activity (UDA)	3,710
Carry forward general activity (UDA)	-45
19/20 Contracted orthodontic activity (UOA)	0
Carry forward orthodontic activity (UOA)	0
Baseline contract value	£55,030.20

ACCESS*

Patients seen in 24 months	Total	Change since previous quarter
Quarter ending September 2018	1,279	
Quarter ending December 2018	1,264	↓
Quarter ending March 2019	1,310	↑
Quarter ending June 2019	1,291	↓
Quarter ending September 2019	1,284	→
Variance since September 2018	0.4%	→



ACTIVITY



Month	2019	2020
April	198	45
May	274	296
June	662	539
July	1,089	954
August	1,311	1,054
September	1,579	1,381
October	1,850	
November	2,061	
December	2,255	
January	2,561	
February	2,965	
March	3,490	
April	3,632	
May	3,755	
June	3,755	

QUALITY

	Quantity	Base Number	Contract	LHB	Wales
% of FP17s for the same patient ID Re-attending within 3 months - Children	19	239	7.9%	6.1%	10.7%
% of FP17s for the same patient ID Re-attending within 3 months - Adults	37	363	10.2%	12.1%	15.4%
% of FP17s for the same patient ID Re-attending between 3 & 9 months - Children	100	239	41.8%	37.9%	60.1%
% of FP17s for the same patient ID Re-attending between 3 & 9 months - Adults	137	363	37.7%	38.8%	56.7%
% of FP17s for Band 1 Urgent Courses	27	509	5.3%	9.9%	9.1%
% of FP17s Relating to Free Repair or Replacements	0	509	0.0%	0.7%	0.7%
% of FP17s Relating to Continuations	0	509	0.0%	0.6%	0.6%
% of Patients satisfied with the dentistry they have received	5	5	N/A	93.1%	93.0%
% of Patients satisfied with the time they had to wait for an appointment	3	5	N/A	87.4%	87.5%

* This is based on patients treated on this contract for their most recent course of treatment. Figures in italics indicate the base number of FP17s or Patient Questionnaire responses are less than 100. N/A is shown where the base number of responses is less than 10 during the period. % is calculated as Quantity/Base number*100

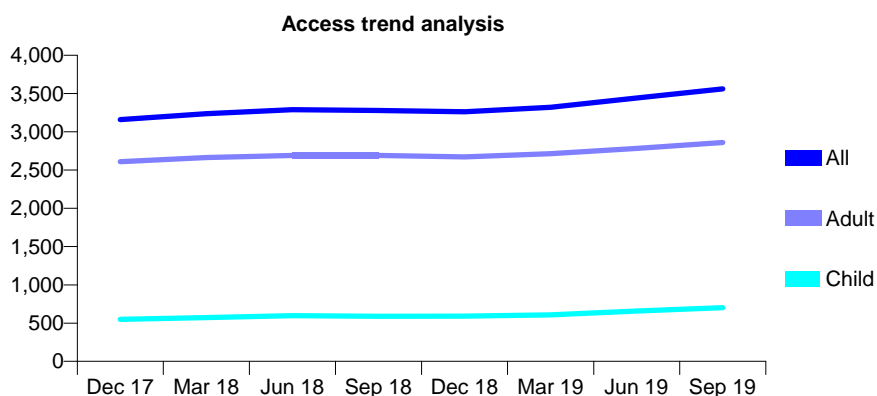
7A5 - Vital Signs At a Glance Contract Report for 116300/0008 - September 2019

Name or company name	Whitecross Dental Care Ltd
Contract type name	GDS Contract
Purpose of contract	General
Contract start date	01/04/2015
Contract end date	

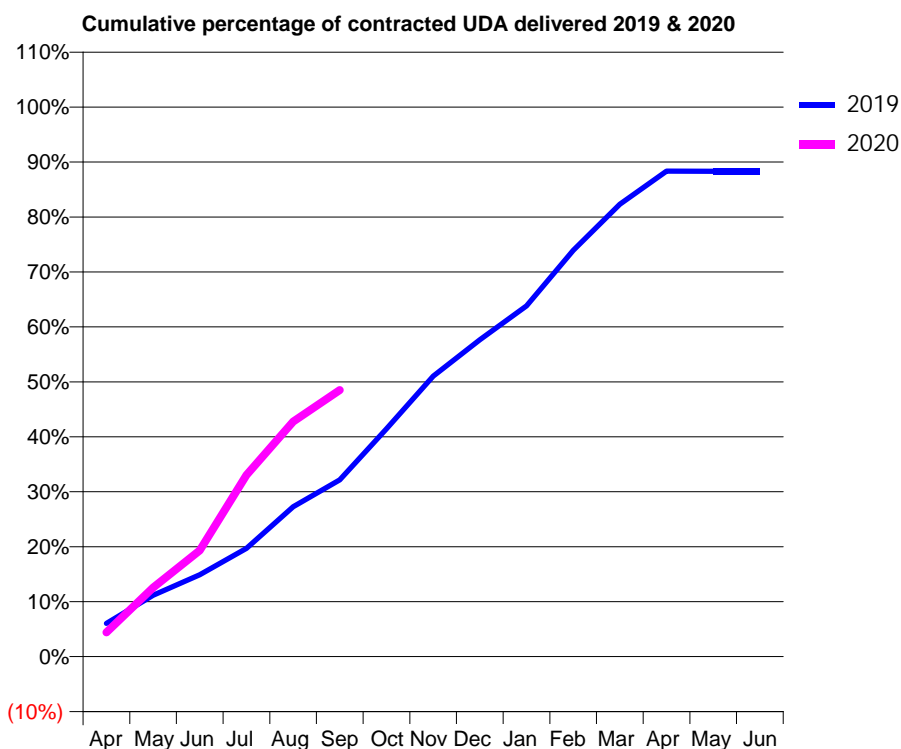
19/20 Contracted general activity (UDA)	11,600
Carry forward general activity (UDA)	0
19/20 Contracted orthodontic activity (UOA)	0
Carry forward orthodontic activity (UOA)	0
Baseline contract value	£326,763.72

ACCESS*

Patients seen in 24 months	Total	Change since previous quarter
Quarter ending September 2018	3,280	
Quarter ending December 2018	3,262	→
Quarter ending March 2019	3,321	→
Quarter ending June 2019	3,441	↑
Quarter ending September 2019	3,561	↑
Variance since September 2018	8.6%	↑



ACTIVITY



Month	Adjusted Scheduled Activity (UDA)	
	2019	2020
April	702	515
May	1,295	1,458
June	1,731	2,243
July	2,287	3,831
August	3,163	4,962
September	3,731	5,624
October	4,808	
November	5,922	
December	6,686	
January	7,401	
February	8,574	
March	9,546	
April	10,247	
May	10,244	
June	10,244	

QUALITY

	Quantity	Base Number	Contract	LHB	Wales
% of FP17s for the same patient ID Re-attending within 3 months - Children	24	568	4.2%	6.1%	10.7%
% of FP17s for the same patient ID Re-attending within 3 months - Adults	225	2,323	9.7%	12.1%	15.4%
% of FP17s for the same patient ID Re-attending between 3 & 9 months - Children	301	568	53.0%	37.9%	60.1%
% of FP17s for the same patient ID Re-attending between 3 & 9 months - Adults	1,359	2,323	58.5%	38.8%	56.7%
% of FP17s for Band 1 Urgent Courses	117	2,529	4.6%	9.9%	9.1%
% of FP17s Relating to Free Repair or Replacements	4	2,529	0.2%	0.7%	0.7%
% of FP17s Relating to Continuations	34	2,529	1.3%	0.6%	0.6%
% of Patients satisfied with the dentistry they have received	16	18	88.9%	93.1%	93.0%
% of Patients satisfied with the time they had to wait for an appointment	14	18	77.8%	87.4%	87.5%

* This is based on patients treated on this contract for their most recent course of treatment. Figures in italics indicate the base number of FP17s or Patient Questionnaire responses are less than 100. N/A is shown where the base number of responses is less than 10 during the period. % is calculated as Quantity/Base number*100

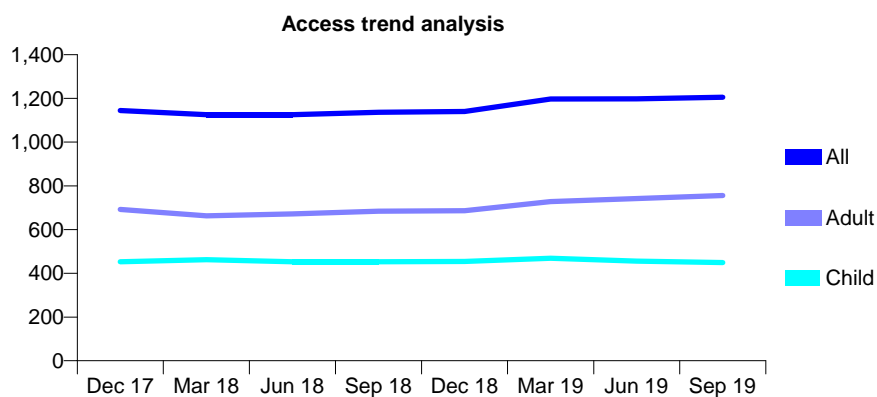
7A5 - Vital Signs At a Glance Contract Report for 119121/0001 - September 2019

Name or company name	Jamie Pugh Dental Healthcare Ltd
Contract type name	GDS Contract
Purpose of contract	General
Contract start date	20/04/2009
Contract end date	

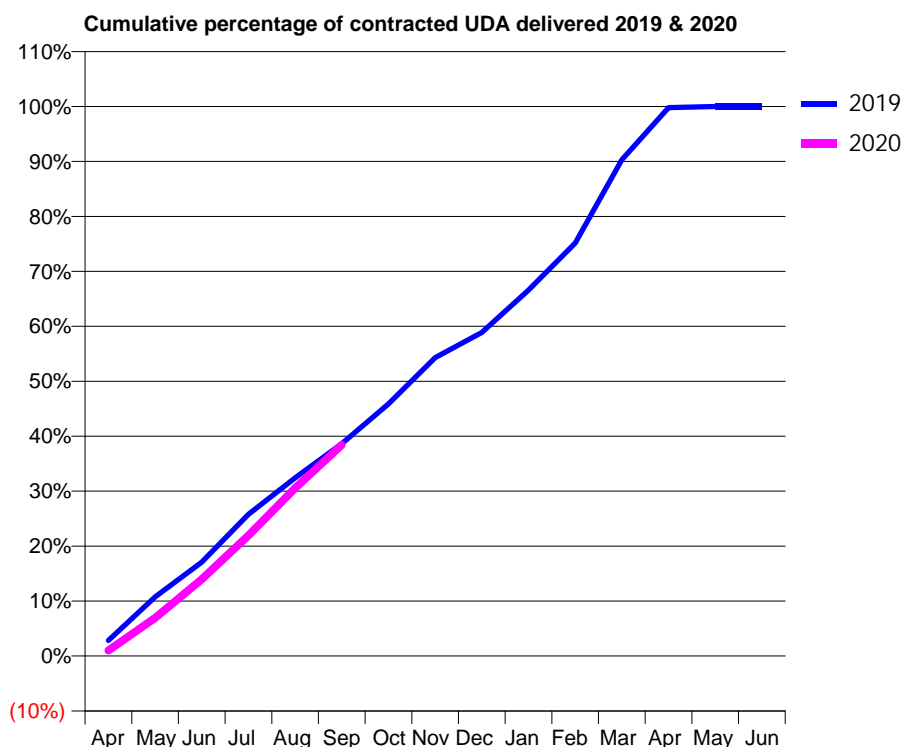
19/20 Contracted general activity (UDA)	3,573
Carry forward general activity (UDA)	0
19/20 Contracted orthodontic activity (UOA)	0
Carry forward orthodontic activity (UOA)	0
Baseline contract value	£120,128.86

ACCESS*

Patients seen in 24 months	Total	Change since previous quarter
Quarter ending September 2018	1,137	
Quarter ending December 2018	1,140	→
Quarter ending March 2019	1,197	↑
Quarter ending June 2019	1,198	→
Quarter ending September 2019	1,205	→
Variance since September 2018	6.0%	↑



ACTIVITY



Month	Adjusted Scheduled Activity (UDA)	
	2019	2020
April	102	36
May	384	248
June	611	499
July	921	784
August	1,159	1,092
September	1,380	1,373
October	1,639	
November	1,940	
December	2,104	
January	2,380	
February	2,685	
March	3,226	
April	3,566	
May	3,573	
June	3,573	

QUALITY

	Quantity	Base Number	Contract	LHB	Wales
% of FP17s for the same patient ID Re-attending within 3 months - Children	10	303	3.3%	6.1%	10.7%
% of FP17s for the same patient ID Re-attending within 3 months - Adults	62	497	12.5%	12.1%	15.4%
% of FP17s for the same patient ID Re-attending between 3 & 9 months - Children	186	303	61.4%	37.9%	60.1%
% of FP17s for the same patient ID Re-attending between 3 & 9 months - Adults	280	497	56.3%	38.8%	56.7%
% of FP17s for Band 1 Urgent Courses	66	690	9.6%	9.9%	9.1%
% of FP17s Relating to Free Repair or Replacements	4	690	0.6%	0.7%	0.7%
% of FP17s Relating to Continuations	4	690	0.6%	0.6%	0.6%
% of Patients satisfied with the dentistry they have received	6	6	N/A	93.1%	93.0%
% of Patients satisfied with the time they had to wait for an appointment	6	6	N/A	87.4%	87.5%

* This is based on patients treated on this contract for their most recent course of treatment. Figures in italics indicate the base number of FP17s or Patient Questionnaire responses are less than 100. N/A is shown where the base number of responses is less than 10 during the period. % is calculated as Quantity/Base number*100

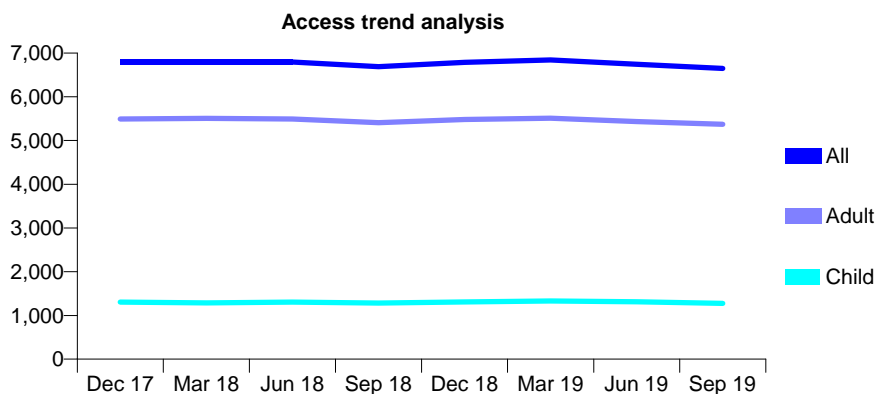
7A5 - Vital Signs At a Glance Contract Report for 121878/0001 - September 2019

Name or company name	Rodericks Dental Limited
Contract type name	GDS Contract
Purpose of contract	General
Contract start date	01/04/2012
Contract end date	

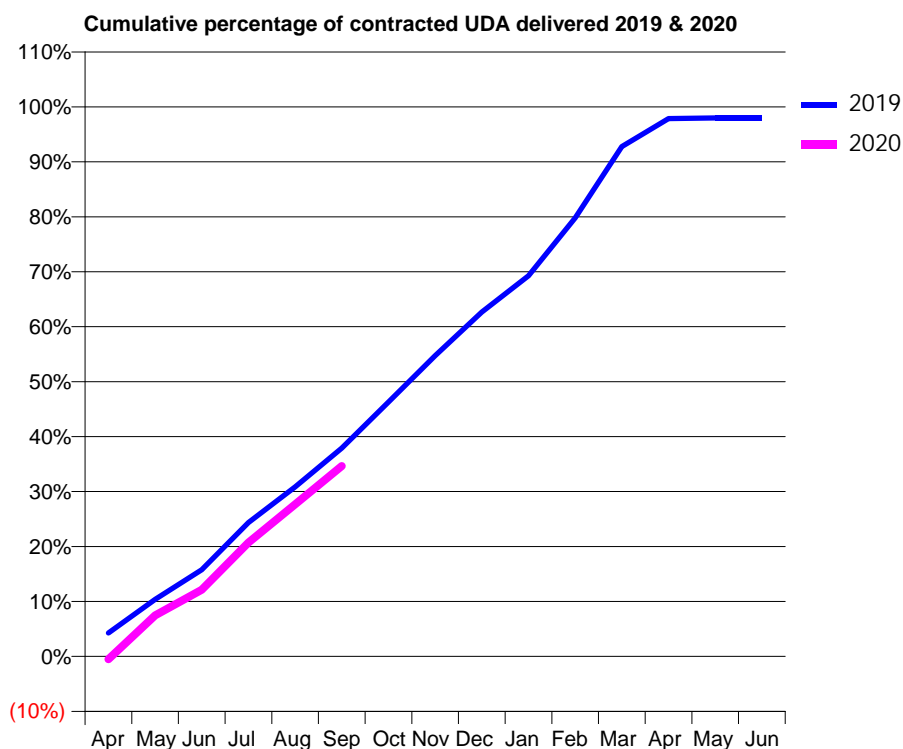
19/20 Contracted general activity (UDA)	22,192
Carry forward general activity (UDA)	447
19/20 Contracted orthodontic activity (UOA)	0
Carry forward orthodontic activity (UOA)	0
Baseline contract value	£675,302.51

ACCESS*

Patients seen in 24 months	Total	Change since previous quarter
Quarter ending September 2018	6,690	
Quarter ending December 2018	6,789	→
Quarter ending March 2019	6,843	→
Quarter ending June 2019	6,746	↓
Quarter ending September 2019	6,648	↓
Variance since September 2018	(0.6%)	→



ACTIVITY



Month	Adjusted Scheduled Activity (UDA)	
	2019	2020
April	947	-118
May	2,308	1,656
June	3,501	2,692
July	5,408	4,596
August	6,847	6,143
September	8,410	7,686
October	10,270	
November	12,145	
December	13,909	
January	15,375	
February	17,710	
March	20,586	
April	21,719	
May	21,743	
June	21,745	

QUALITY

	Quantity	Base Number	Contract	LHB	Wales
% of FP17s for the same patient ID Re-attending within 3 months - Children	68	744	9.1%	6.1%	10.7%
% of FP17s for the same patient ID Re-attending within 3 months - Adults	551	3,601	15.3%	12.1%	15.4%
% of FP17s for the same patient ID Re-attending between 3 & 9 months - Children	372	744	50.0%	37.9%	60.1%
% of FP17s for the same patient ID Re-attending between 3 & 9 months - Adults	2,023	3,601	56.2%	38.8%	56.7%
% of FP17s for Band 1 Urgent Courses	455	3,917	11.6%	9.9%	9.1%
% of FP17s Relating to Free Repair or Replacements	27	3,917	0.7%	0.7%	0.7%
% of FP17s Relating to Continuations	7	3,917	0.2%	0.6%	0.6%
% of Patients satisfied with the dentistry they have received	16	16	100.0%	93.1%	93.0%
% of Patients satisfied with the time they had to wait for an appointment	15	16	93.8%	87.4%	87.5%

* This is based on patients treated on this contract for their most recent course of treatment. Figures in italics indicate the base number of FP17s or Patient Questionnaire responses are less than 100. N/A is shown where the base number of responses is less than 10 during the period. % is calculated as Quantity/Base number*100

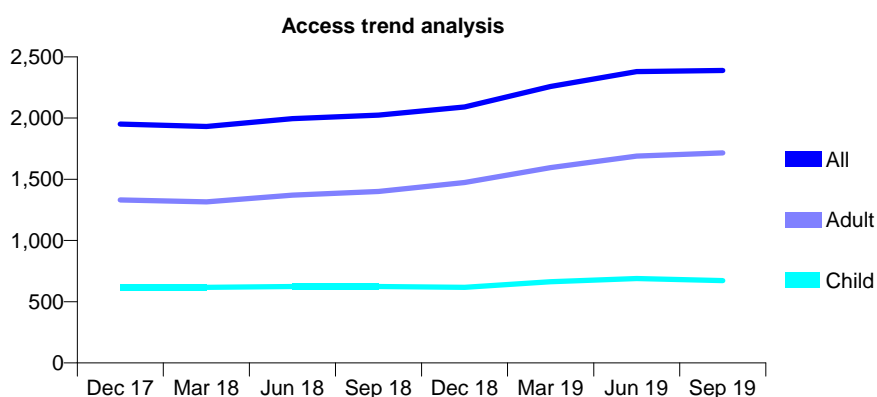
7A5 - Vital Signs At a Glance Contract Report for 132349/0001 - September 2019

Name or company name	Cenniniago Ltd
Contract type name	GDS Contract
Purpose of contract	General
Contract start date	01/08/2013
Contract end date	

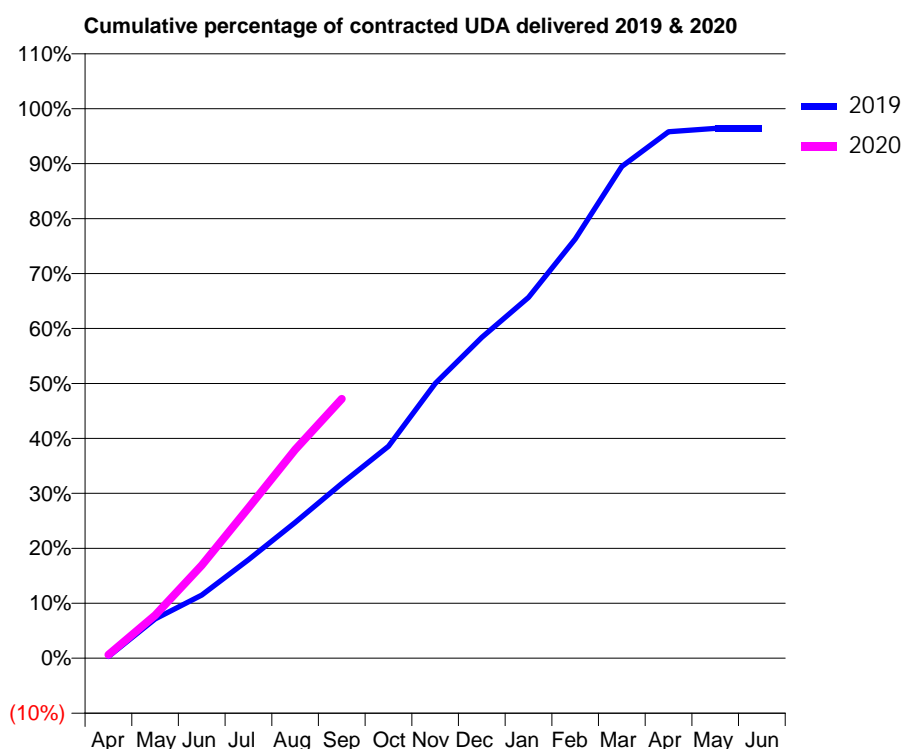
19/20 Contracted general activity (UDA)	5,273
Carry forward general activity (UDA)	189
19/20 Contracted orthodontic activity (UOA)	0
Carry forward orthodontic activity (UOA)	0
Baseline contract value	£136,757.06

ACCESS*

Patients seen in 24 months	Total	Change since previous quarter
Quarter ending September 2018	2,024	
Quarter ending December 2018	2,091	↑
Quarter ending March 2019	2,259	↑
Quarter ending June 2019	2,380	↑
Quarter ending September 2019	2,388	→
Variance since September 2018	18.0%	↑



ACTIVITY



Month	2019	2020
April	15	32
May	377	412
June	606	891
July	944	1,442
August	1,303	2,001
September	1,675	2,488
October	2,034	
November	2,637	
December	3,078	
January	3,461	
February	4,023	
March	4,718	
April	5,051	
May	5,084	
June	5,084	

QUALITY

	Quantity	Base Number	Contract	LHB	Wales
% of FP17s for the same patient ID Re-attending within 3 months - Children	42	386	10.9%	6.1%	10.7%
% of FP17s for the same patient ID Re-attending within 3 months - Adults	168	968	17.4%	12.1%	15.4%
% of FP17s for the same patient ID Re-attending between 3 & 9 months - Children	133	386	34.5%	37.9%	60.1%
% of FP17s for the same patient ID Re-attending between 3 & 9 months - Adults	325	968	33.6%	38.8%	56.7%
% of FP17s for Band 1 Urgent Courses	155	1,203	12.9%	9.9%	9.1%
% of FP17s Relating to Free Repair or Replacements	8	1,203	0.7%	0.7%	0.7%
% of FP17s Relating to Continuations	2	1,203	0.2%	0.6%	0.6%
% of Patients satisfied with the dentistry they have received	7	8	N/A	93.1%	93.0%
% of Patients satisfied with the time they had to wait for an appointment	6	8	N/A	87.4%	87.5%

* This is based on patients treated on this contract for their most recent course of treatment. Figures in italics indicate the base number of FP17s or Patient Questionnaire responses are less than 100. N/A is shown where the base number of responses is less than 10 during the period. % is calculated as Quantity/Base number*100

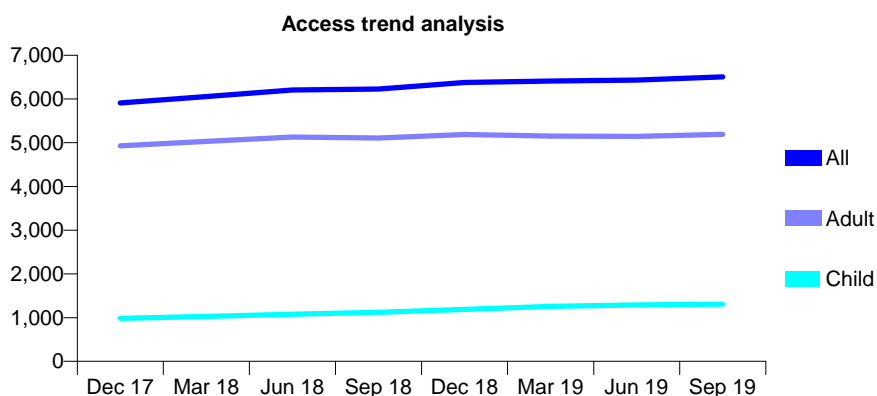
7A5 - Vital Signs At a Glance Contract Report for 134112/0001 - September 2019

Name or company name	R D Davies Ltd
Contract type name	Pilot Contract
Purpose of contract	General
Contract start date	01/04/2009
Contract end date	

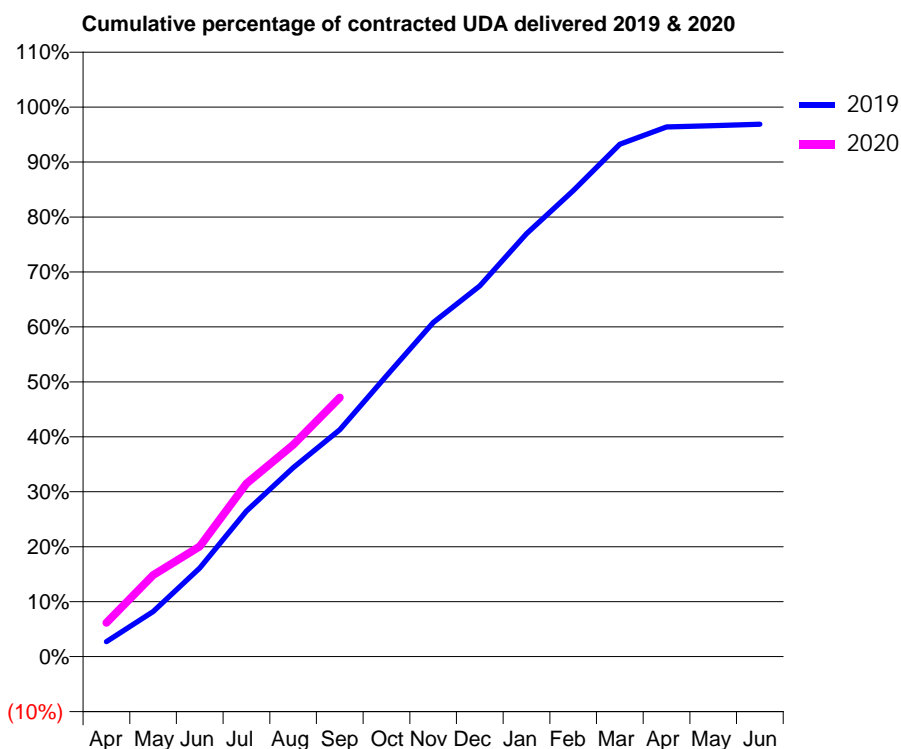
19/20 Contracted general activity (UDA)	21,257
Carry forward general activity (UDA)	-345
19/20 Contracted orthodontic activity (UOA)	0
Carry forward orthodontic activity (UOA)	0
Baseline contract value	£621,151.52

ACCESS*

Patients seen in 24 months	Total	Change since previous quarter
Quarter ending September 2018	6,228	
Quarter ending December 2018	6,376	↑
Quarter ending March 2019	6,410	→
Quarter ending June 2019	6,432	→
Quarter ending September 2019	6,503	→
Variance since September 2018	4.4%	↑



ACTIVITY



Month	Adjusted Scheduled Activity (UDA)	
	2019	2020
April	581	1,309
May	1,746	3,155
June	3,428	4,261
July	5,632	6,691
August	7,305	8,195
September	8,776	10,020
October	10,862	
November	12,926	
December	14,341	
January	16,359	
February	18,025	
March	19,814	
April	20,489	
May	20,537	
June	20,596	

QUALITY

	Quantity	Base Number	Contract	LHB	Wales
% of FP17s for the same patient ID Re-attending within 3 months - Children	79	966	8.2%	6.1%	10.7%
% of FP17s for the same patient ID Re-attending within 3 months - Adults	601	3,751	16.0%	12.1%	15.4%
% of FP17s for the same patient ID Re-attending between 3 & 9 months - Children	539	966	55.8%	37.9%	60.1%
% of FP17s for the same patient ID Re-attending between 3 & 9 months - Adults	2,038	3,751	54.3%	38.8%	56.7%
% of FP17s for Band 1 Urgent Courses	426	4,346	9.8%	9.9%	9.1%
% of FP17s Relating to Free Repair or Replacements	40	4,346	0.9%	0.7%	0.7%
% of FP17s Relating to Continuations	54	4,346	1.2%	0.6%	0.6%
% of Patients satisfied with the dentistry they have received	12	14	85.7%	93.1%	93.0%
% of Patients satisfied with the time they had to wait for an appointment	12	14	85.7%	87.4%	87.5%

* This is based on patients treated on this contract for their most recent course of treatment. Figures in italics indicate the base number of FP17s or Patient Questionnaire responses are less than 100. N/A is shown where the base number of responses is less than 10 during the period. % is calculated as Quantity/Base number*100

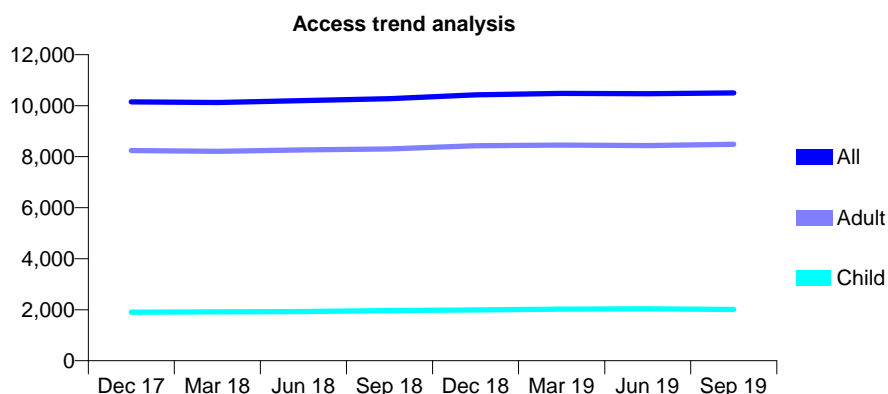
7A5 - Vital Signs At a Glance Contract Report for 142638/0003 - September 2019

Name or company name	The Goodwin Partnership Limited
Contract type name	GDS Contract
Purpose of contract	General
Contract start date	01/04/2009
Contract end date	

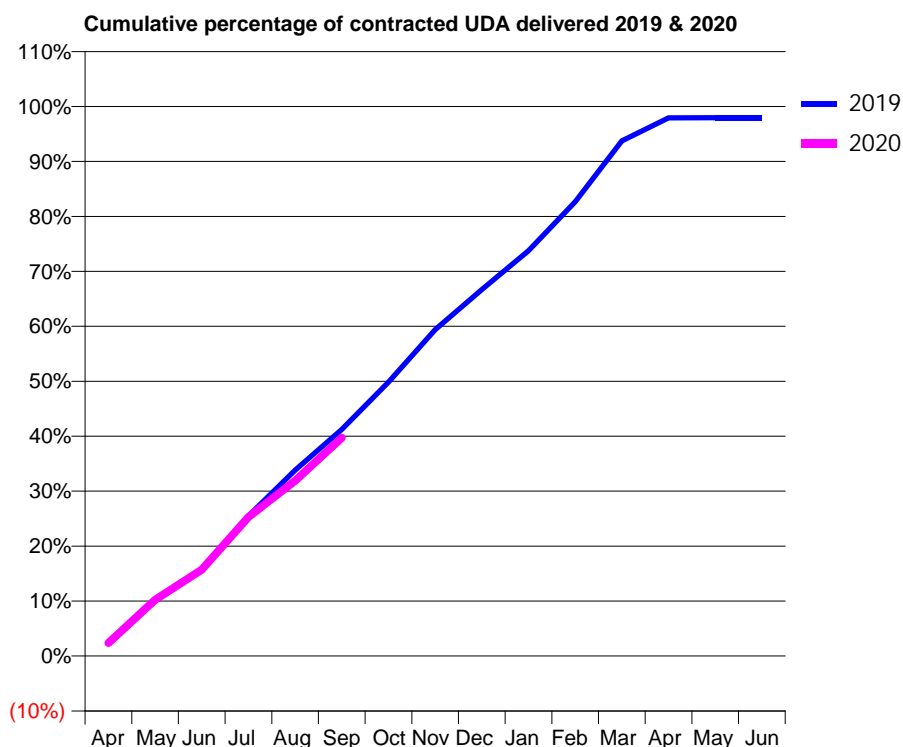
19/20 Contracted general activity (UDA)	31,894
Carry forward general activity (UDA)	654
19/20 Contracted orthodontic activity (UOA)	0
Carry forward orthodontic activity (UOA)	0
Baseline contract value	£794,768.20

ACCESS*

Patients seen in 24 months	Total	Change since previous quarter
Quarter ending September 2018	10,272	
Quarter ending December 2018	10,423	→
Quarter ending March 2019	10,479	→
Quarter ending June 2019	10,472	→
Quarter ending September 2019	10,500	→
Variance since September 2018	2.2%	↑



ACTIVITY



Month	Adjusted Scheduled Activity (UDA)	
	2019	2020
April	782	760
May	3,198	3,263
June	4,968	5,013
July	8,131	8,065
August	10,781	10,174
September	13,149	12,664
October	15,897	
November	18,940	
December	21,267	
January	23,523	
February	26,366	
March	29,891	
April	31,233	
May	31,239	
June	31,240	

QUALITY

	Quantity	Base Number	Contract	LHB	Wales
% of FP17s for the same patient ID Re-attending within 3 months - Children	96	1,498	6.4%	6.1%	10.7%
% of FP17s for the same patient ID Re-attending within 3 months - Adults	872	6,523	13.4%	12.1%	15.4%
% of FP17s for the same patient ID Re-attending between 3 & 9 months - Children	871	1,498	58.1%	37.9%	60.1%
% of FP17s for the same patient ID Re-attending between 3 & 9 months - Adults	3,863	6,523	59.2%	38.8%	56.7%
% of FP17s for Band 1 Urgent Courses	574	7,355	7.8%	9.9%	9.1%
% of FP17s Relating to Free Repair or Replacements	38	7,355	0.5%	0.7%	0.7%
% of FP17s Relating to Continuations	44	7,355	0.6%	0.6%	0.6%
% of Patients satisfied with the dentistry they have received	38	39	97.4%	93.1%	93.0%
% of Patients satisfied with the time they had to wait for an appointment	35	39	89.7%	87.4%	87.5%

* This is based on patients treated on this contract for their most recent course of treatment. Figures in italics indicate the base number of FP17s or Patient Questionnaire responses are less than 100. N/A is shown where the base number of responses is less than 10 during the period. % is calculated as Quantity/Base number*100

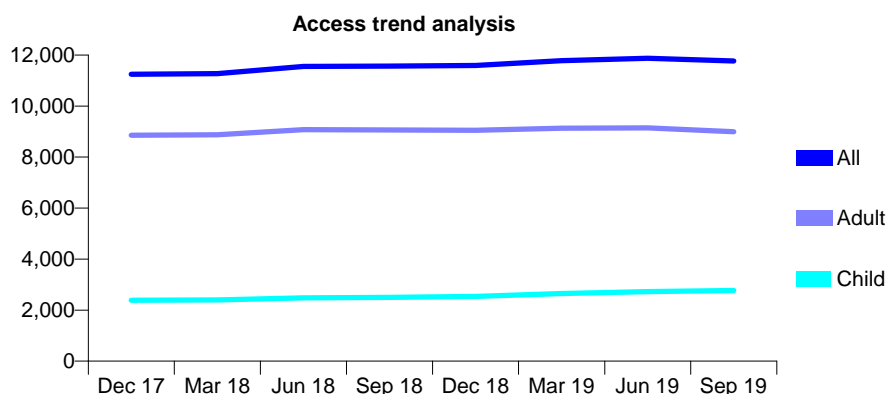
7A5 - Vital Signs At a Glance Contract Report for 158194/0018 - September 2019

Name or company name	Denticare Ltd
Contract type name	GDS Contract
Purpose of contract	General
Contract start date	01/12/2007
Contract end date	

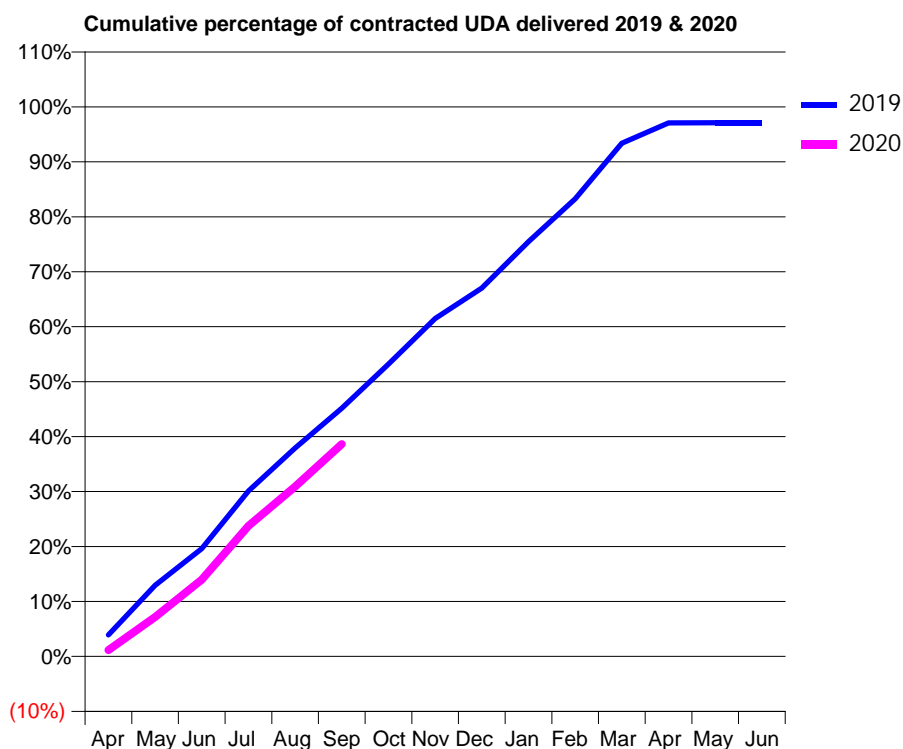
19/20 Contracted general activity (UDA)	38,500
Carry forward general activity (UDA)	1,111
19/20 Contracted orthodontic activity (UOA)	0
Carry forward orthodontic activity (UOA)	0
Baseline contract value	£959,485.59

ACCESS*

Patients seen in 24 months	Total	Change since previous quarter
Quarter ending September 2018	11,570	
Quarter ending December 2018	11,587	→
Quarter ending March 2019	11,780	→
Quarter ending June 2019	11,874	→
Quarter ending September 2019	11,768	→
Variance since September 2018	1.7%	→



ACTIVITY



Month	Adjusted Scheduled Activity (UDA)	
	2019	2020
April	1,509	444
May	4,988	2,760
June	7,550	5,381
July	11,589	9,146
August	14,603	11,899
September	17,379	14,882
October	20,489	
November	23,676	
December	25,807	
January	29,048	
February	32,062	
March	35,950	
April	37,373	
May	37,389	
June	37,389	

QUALITY

	Quantity	Base Number	Contract	LHB	Wales
% of FP17s for the same patient ID Re-attending within 3 months - Children	136	2,099	6.5%	6.1%	10.7%
% of FP17s for the same patient ID Re-attending within 3 months - Adults	682	6,572	10.4%	12.1%	15.4%
% of FP17s for the same patient ID Re-attending between 3 & 9 months - Children	1,257	2,099	59.9%	37.9%	60.1%
% of FP17s for the same patient ID Re-attending between 3 & 9 months - Adults	4,034	6,572	61.4%	38.8%	56.7%
% of FP17s for Band 1 Urgent Courses	481	8,003	6.0%	9.9%	9.1%
% of FP17s Relating to Free Repair or Replacements	41	8,003	0.5%	0.7%	0.7%
% of FP17s Relating to Continuations	82	8,003	1.0%	0.6%	0.6%
% of Patients satisfied with the dentistry they have received	25	26	96.2%	93.1%	93.0%
% of Patients satisfied with the time they had to wait for an appointment	21	26	80.8%	87.4%	87.5%

* This is based on patients treated on this contract for their most recent course of treatment. Figures in italics indicate the base number of FP17s or Patient Questionnaire responses are less than 100. N/A is shown where the base number of responses is less than 10 during the period. % is calculated as Quantity/Base number*100

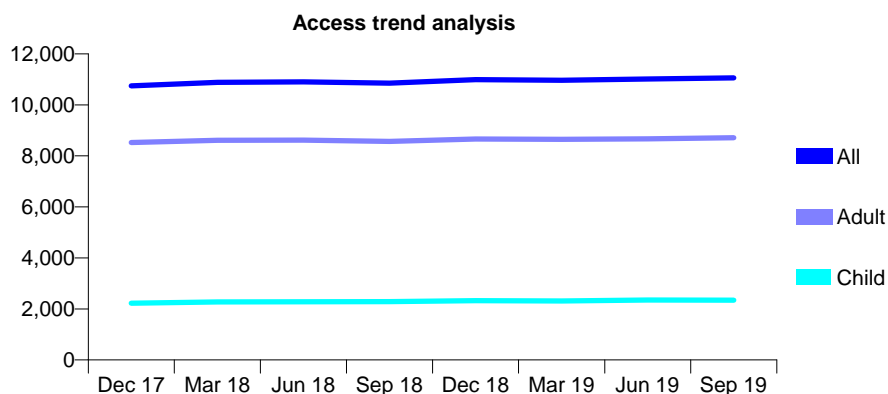
7A5 - Vital Signs At a Glance Contract Report for 178551/0001 - September 2019

Name or company name	Bryant Dental Practice Limited
Contract type name	Pilot Contract
Purpose of contract	General
Contract start date	01/04/2008
Contract end date	

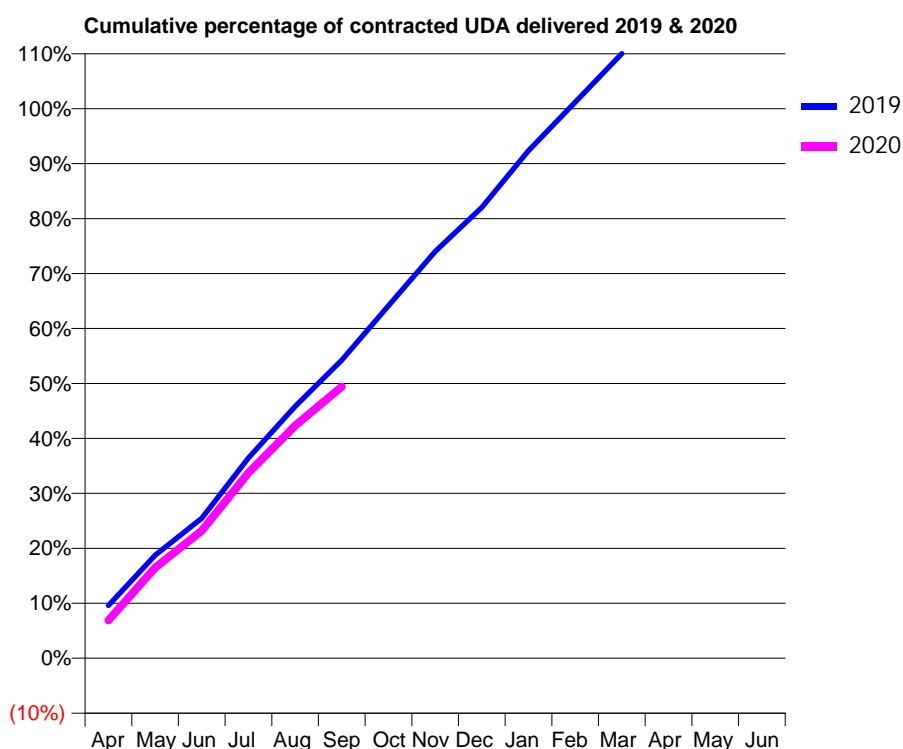
19/20 Contracted general activity (UDA)	33,107
Carry forward general activity (UDA)	-657
19/20 Contracted orthodontic activity (UOA)	0
Carry forward orthodontic activity (UOA)	0
Baseline contract value	£869,064.90

ACCESS*

Patients seen in 24 months	Total	Change since previous quarter
Quarter ending September 2018	10,853	
Quarter ending December 2018	10,986	→
Quarter ending March 2019	10,963	→
Quarter ending June 2019	11,016	→
Quarter ending September 2019	11,060	→
Variance since September 2018	1.9%	→



ACTIVITY



Month	2019	2020
April	3,179	2,278
May	6,207	5,454
June	8,436	7,679
July	12,071	11,171
August	15,171	14,014
September	17,957	16,363
October	21,237	
November	24,501	
December	27,150	
January	30,574	
February	33,496	
March	36,422	
April	37,404	
May	37,439	
June	37,450	

QUALITY

	Quantity	Base Number	Contract	LHB	Wales
% of FP17s for the same patient ID Re-attending within 3 months - Children	105	1,456	7.2%	6.1%	10.7%
% of FP17s for the same patient ID Re-attending within 3 months - Adults	821	5,571	14.7%	12.1%	15.4%
% of FP17s for the same patient ID Re-attending between 3 & 9 months - Children	723	1,456	49.7%	37.9%	60.1%
% of FP17s for the same patient ID Re-attending between 3 & 9 months - Adults	2,818	5,571	50.6%	38.8%	56.7%
% of FP17s for Band 1 Urgent Courses	827	6,601	12.5%	9.9%	9.1%
% of FP17s Relating to Free Repair or Replacements	50	6,601	0.8%	0.7%	0.7%
% of FP17s Relating to Continuations	18	6,601	0.3%	0.6%	0.6%
% of Patients satisfied with the dentistry they have received	26	30	86.7%	93.1%	93.0%
% of Patients satisfied with the time they had to wait for an appointment	22	30	73.3%	87.4%	87.5%

* This is based on patients treated on this contract for their most recent course of treatment.

Figures in italics indicate the base number of FP17s or Patient Questionnaire responses are less than 100. N/A is shown where the base number of responses is less than 10 during the period. % is calculated as Quantity/Base number*100

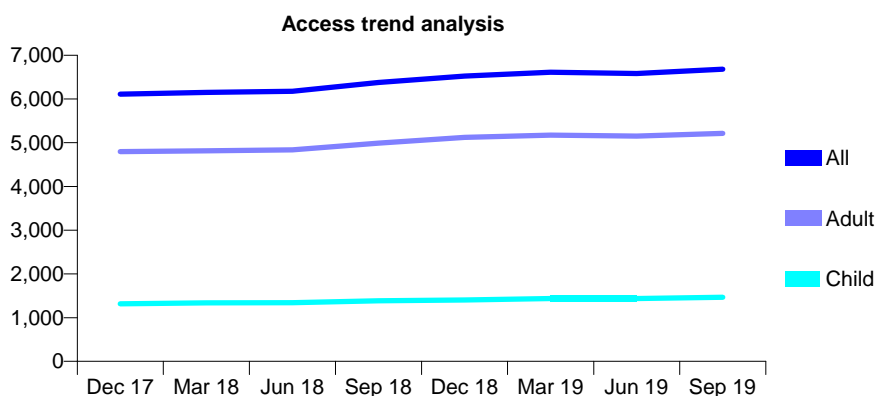
7A5 - Vital Signs At a Glance Contract Report for 178756/0001 - September 2019

Name or company name	N Khan Awal and Associates Ltd
Contract type name	GDS Contract
Purpose of contract	General
Contract start date	01/01/2010
Contract end date	

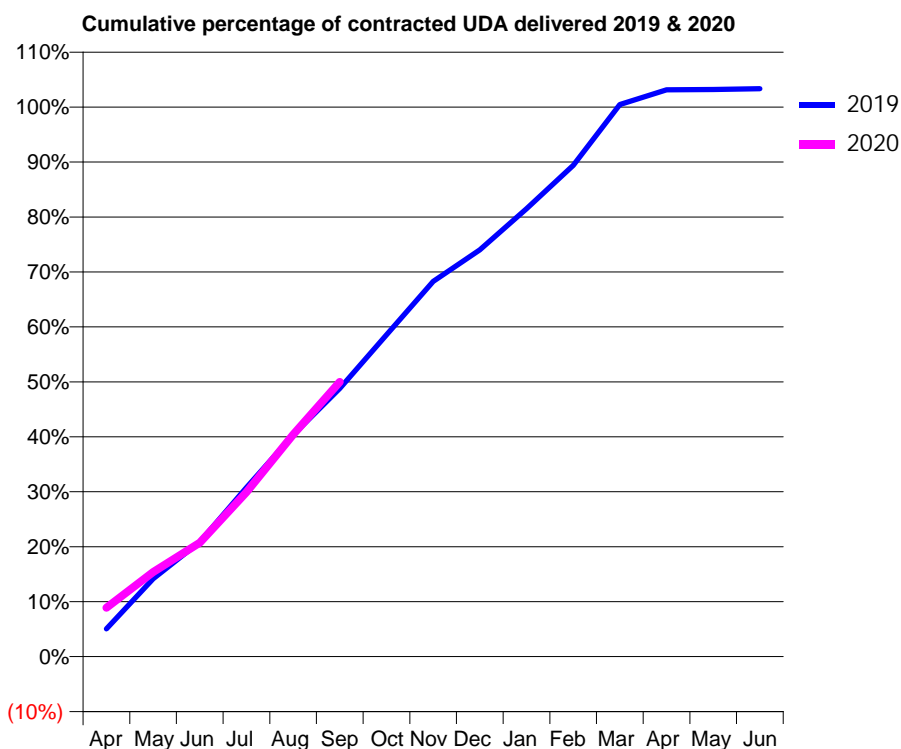
19/20 Contracted general activity (UDA)	20,969
Carry forward general activity (UDA)	-702
19/20 Contracted orthodontic activity (UOA)	0
Carry forward orthodontic activity (UOA)	0
Baseline contract value	£465,061.46

ACCESS*

Patients seen in 24 months	Total	Change since previous quarter
Quarter ending September 2018	6,378	
Quarter ending December 2018	6,527	↑
Quarter ending March 2019	6,610	→
Quarter ending June 2019	6,585	→
Quarter ending September 2019	6,681	→
Variance since September 2018	4.8%	↑



ACTIVITY



Month	Adjusted Scheduled Activity (UDA)	
	2019	2020
April	1,061	1,865
May	2,969	3,229
June	4,380	4,345
July	6,456	6,277
August	8,461	8,475
September	10,232	10,486
October	12,275	
November	14,315	
December	15,519	
January	17,090	
February	18,745	
March	21,063	
April	21,621	
May	21,641	
June	21,671	

QUALITY

	Quantity	Base Number	Contract	LHB	Wales
% of FP17s for the same patient ID Re-attending within 3 months - Children	48	1,024	4.7%	6.1%	10.7%
% of FP17s for the same patient ID Re-attending within 3 months - Adults	404	3,803	10.6%	12.1%	15.4%
% of FP17s for the same patient ID Re-attending between 3 & 9 months - Children	600	1,024	58.6%	37.9%	60.1%
% of FP17s for the same patient ID Re-attending between 3 & 9 months - Adults	2,330	3,803	61.3%	38.8%	56.7%
% of FP17s for Band 1 Urgent Courses	328	4,548	7.2%	9.9%	9.1%
% of FP17s Relating to Free Repair or Replacements	36	4,548	0.8%	0.7%	0.7%
% of FP17s Relating to Continuations	43	4,548	0.9%	0.6%	0.6%
% of Patients satisfied with the dentistry they have received	17	17	100.0%	93.1%	93.0%
% of Patients satisfied with the time they had to wait for an appointment	17	17	100.0%	87.4%	87.5%

* This is based on patients treated on this contract for their most recent course of treatment. Figures in italics indicate the base number of FP17s or Patient Questionnaire responses are less than 100. N/A is shown where the base number of responses is less than 10 during the period. % is calculated as Quantity/Base number*100

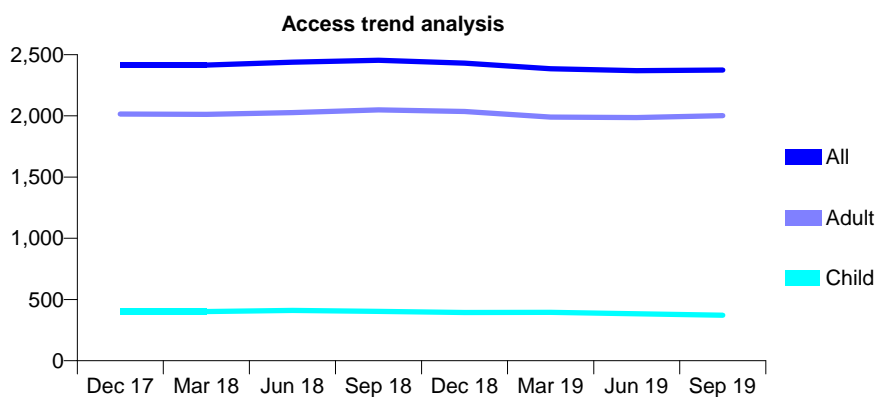
7A5 - Vital Signs At a Glance Contract Report for 180416/0001 - September 2019

Name or company name	Croft Practice Limited
Contract type name	GDS Contract
Purpose of contract	General
Contract start date	01/04/2009
Contract end date	

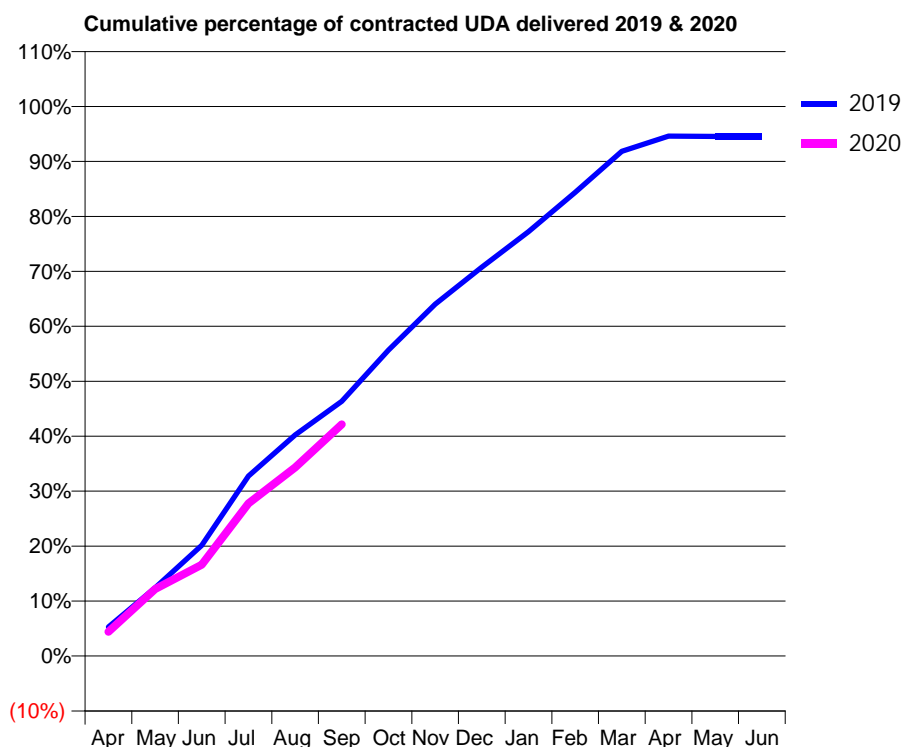
19/20 Contracted general activity (UDA)	8,558
Carry forward general activity (UDA)	0
19/20 Contracted orthodontic activity (UOA)	0
Carry forward orthodontic activity (UOA)	0
Baseline contract value	£212,143.65

ACCESS*

Patients seen in 24 months	Total	Change since previous quarter
Quarter ending September 2018	2,454	
Quarter ending December 2018	2,431	→
Quarter ending March 2019	2,385	↓
Quarter ending June 2019	2,370	→
Quarter ending September 2019	2,374	→
Variance since September 2018	(3.3%)	↓



ACTIVITY



Month	Adjusted Scheduled Activity (UDA)	
	2019	2020
April	454	378
May	1,062	1,043
June	1,724	1,421
July	2,803	2,378
August	3,443	2,938
September	3,965	3,608
October	4,766	
November	5,480	
December	6,055	
January	6,609	
February	7,222	
March	7,859	
April	8,096	
May	8,093	
June	8,092	

QUALITY

	Quantity	Base Number	Contract	LHB	Wales
% of FP17s for the same patient ID Re-attending within 3 months - Children	12	241	5.0%	6.1%	10.7%
% of FP17s for the same patient ID Re-attending within 3 months - Adults	157	1,488	10.6%	12.1%	15.4%
% of FP17s for the same patient ID Re-attending between 3 & 9 months - Children	137	241	56.8%	37.9%	60.1%
% of FP17s for the same patient ID Re-attending between 3 & 9 months - Adults	981	1,488	65.9%	38.8%	56.7%
% of FP17s for Band 1 Urgent Courses	119	1,613	7.4%	9.9%	9.1%
% of FP17s Relating to Free Repair or Replacements	3	1,613	0.2%	0.7%	0.7%
% of FP17s Relating to Continuations	8	1,613	0.5%	0.6%	0.6%
% of Patients satisfied with the dentistry they have received	11	11	100.0%	93.1%	93.0%
% of Patients satisfied with the time they had to wait for an appointment	10	11	90.9%	87.4%	87.5%

* This is based on patients treated on this contract for their most recent course of treatment. Figures in italics indicate the base number of FP17s or Patient Questionnaire responses are less than 100. N/A is shown where the base number of responses is less than 10 during the period. % is calculated as Quantity/Base number*100

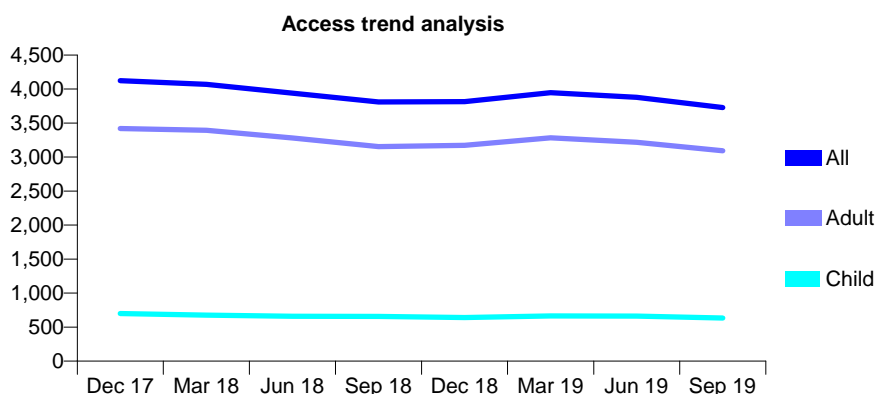
7A5 - Vital Signs At a Glance Contract Report for 181927/0001 - September 2019

Name or company name	Jamshad & Daraie
Contract type name	GDS Contract
Purpose of contract	General
Contract start date	01/07/2015
Contract end date	

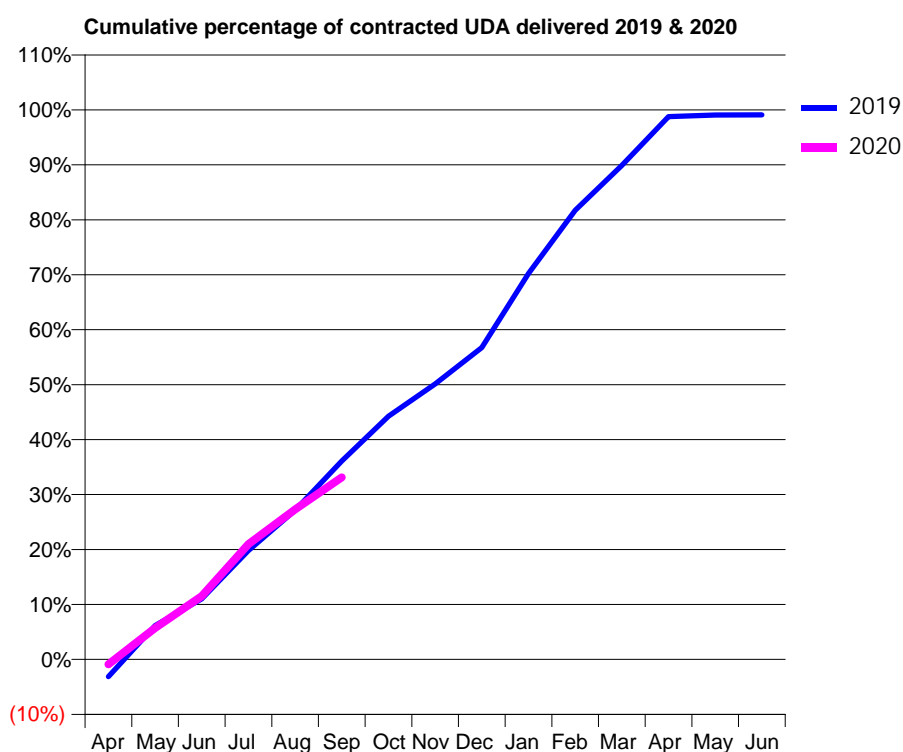
19/20 Contracted general activity (UDA)	12,245
Carry forward general activity (UDA)	112
19/20 Contracted orthodontic activity (UOA)	0
Carry forward orthodontic activity (UOA)	0
Baseline contract value	£321,416.58

ACCESS*

Patients seen in 24 months	Total	Change since previous quarter
Quarter ending September 2018	3,811	
Quarter ending December 2018	3,814	→
Quarter ending March 2019	3,949	↑
Quarter ending June 2019	3,879	↓
Quarter ending September 2019	3,729	↓
Variance since September 2018	(2.2%)	↓



ACTIVITY



Month	Adjusted Scheduled Activity (UDA)	
	2019	2020
April	-386	-112
May	754	702
June	1,351	1,411
July	2,427	2,568
August	3,328	3,346
September	4,421	4,058
October	5,420	
November	6,140	
December	6,948	
January	8,598	
February	10,007	
March	11,007	
April	12,095	
May	12,130	
June	12,133	

QUALITY

	Quantity	Base Number	Contract	LHB	Wales
% of FP17s for the same patient ID Re-attending within 3 months - Children	7	336	2.1%	6.1%	10.7%
% of FP17s for the same patient ID Re-attending within 3 months - Adults	84	1,708	4.9%	12.1%	15.4%
% of FP17s for the same patient ID Re-attending between 3 & 9 months - Children	173	336	51.5%	37.9%	60.1%
% of FP17s for the same patient ID Re-attending between 3 & 9 months - Adults	999	1,708	58.5%	38.8%	56.7%
% of FP17s for Band 1 Urgent Courses	24	1,732	1.4%	9.9%	9.1%
% of FP17s Relating to Free Repair or Replacements	3	1,732	0.2%	0.7%	0.7%
% of FP17s Relating to Continuations	1	1,732	0.1%	0.6%	0.6%
% of Patients satisfied with the dentistry they have received	8	8	N/A	93.1%	93.0%
% of Patients satisfied with the time they had to wait for an appointment	8	8	N/A	87.4%	87.5%

* This is based on patients treated on this contract for their most recent course of treatment. Figures in italics indicate the base number of FP17s or Patient Questionnaire responses are less than 100. N/A is shown where the base number of responses is less than 10 during the period. % is calculated as Quantity/Base number*100

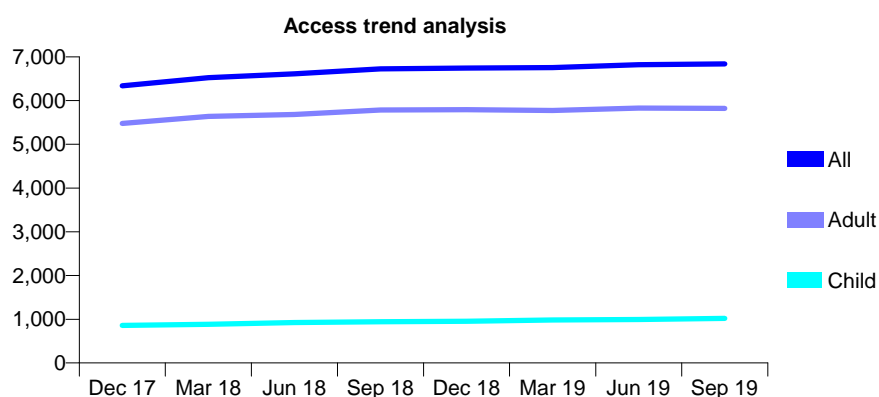
7A5 - Vital Signs At a Glance Contract Report for 197955/0001 - September 2019

Name or company name	Rodericks Dental Limited
Contract type name	GDS Contract
Purpose of contract	General
Contract start date	01/01/2012
Contract end date	

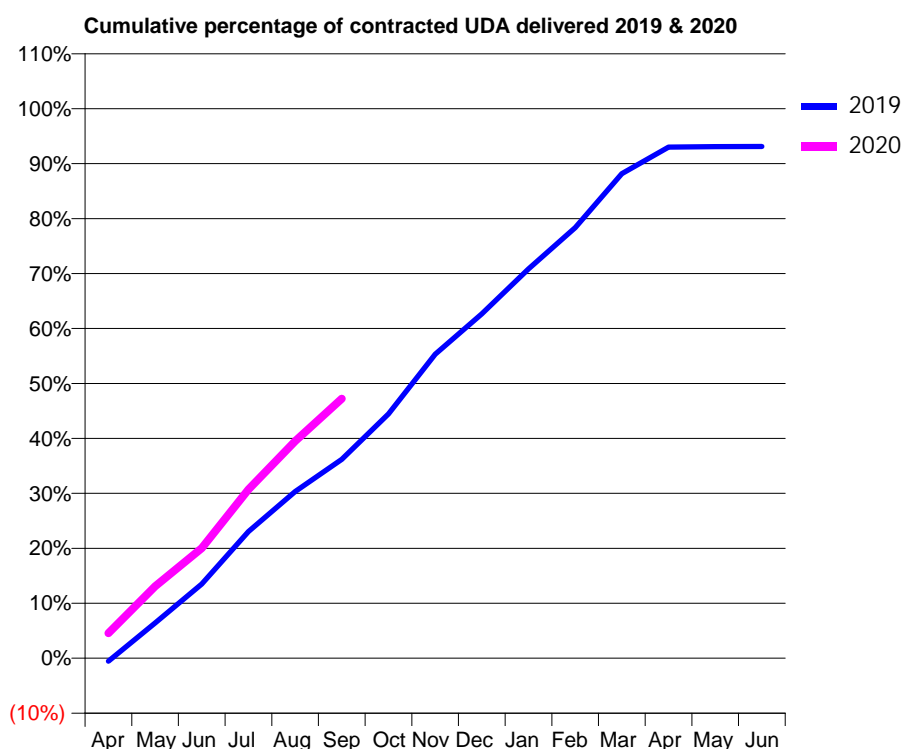
19/20 Contracted general activity (UDA)	21,500
Carry forward general activity (UDA)	0
19/20 Contracted orthodontic activity (UOA)	0
Carry forward orthodontic activity (UOA)	0
Baseline contract value	£529,817.08

ACCESS*

Patients seen in 24 months	Total	Change since previous quarter
Quarter ending September 2018	6,726	
Quarter ending December 2018	6,746	→
Quarter ending March 2019	6,755	→
Quarter ending June 2019	6,823	→
Quarter ending September 2019	6,841	→
Variance since September 2018	1.7%	→



ACTIVITY



Month	2019	2020
April	-118	977
May	1,381	2,816
June	2,906	4,304
July	4,957	6,604
August	6,522	8,491
September	7,781	10,148
October	9,555	
November	11,893	
December	13,474	
January	15,233	
February	16,844	
March	18,956	
April	19,998	
May	20,017	
June	20,022	

QUALITY

	Quantity	Base Number	Contract	LHB	Wales
% of FP17s for the same patient ID Re-attending within 3 months - Children	74	745	9.9%	6.1%	10.7%
% of FP17s for the same patient ID Re-attending within 3 months - Adults	718	4,214	17.0%	12.1%	15.4%
% of FP17s for the same patient ID Re-attending between 3 & 9 months - Children	439	745	58.9%	37.9%	60.1%
% of FP17s for the same patient ID Re-attending between 3 & 9 months - Adults	2,043	4,214	48.5%	38.8%	56.7%
% of FP17s for Band 1 Urgent Courses	520	4,541	11.5%	9.9%	9.1%
% of FP17s Relating to Free Repair or Replacements	48	4,541	1.1%	0.7%	0.7%
% of FP17s Relating to Continuations	41	4,541	0.9%	0.6%	0.6%
% of Patients satisfied with the dentistry they have received	14	17	82.4%	93.1%	93.0%
% of Patients satisfied with the time they had to wait for an appointment	15	17	88.2%	87.4%	87.5%

* This is based on patients treated on this contract for their most recent course of treatment.

Figures in italics indicate the base number of FP17s or Patient Questionnaire responses are less than 100. N/A is shown where the base number of responses is less than 10 during the period. % is calculated as Quantity/Base number*100

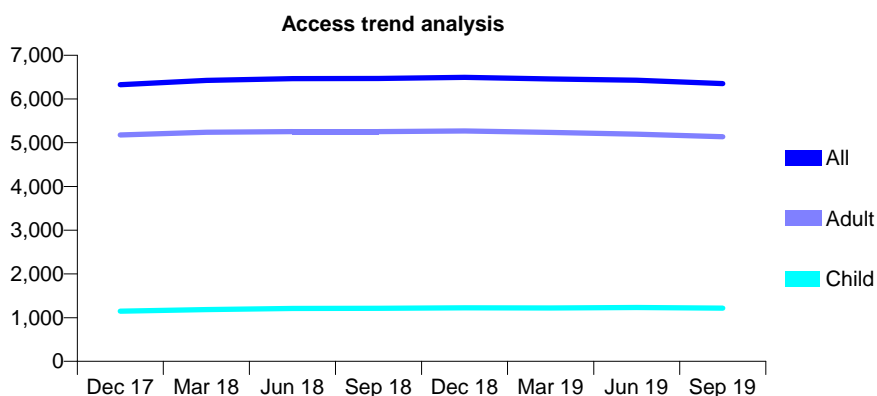
7A5 - Vital Signs At a Glance Contract Report for 197955/0002 - September 2019

Name or company name	Rodericks Dental Limited
Contract type name	GDS Contract
Purpose of contract	General
Contract start date	01/04/2015
Contract end date	

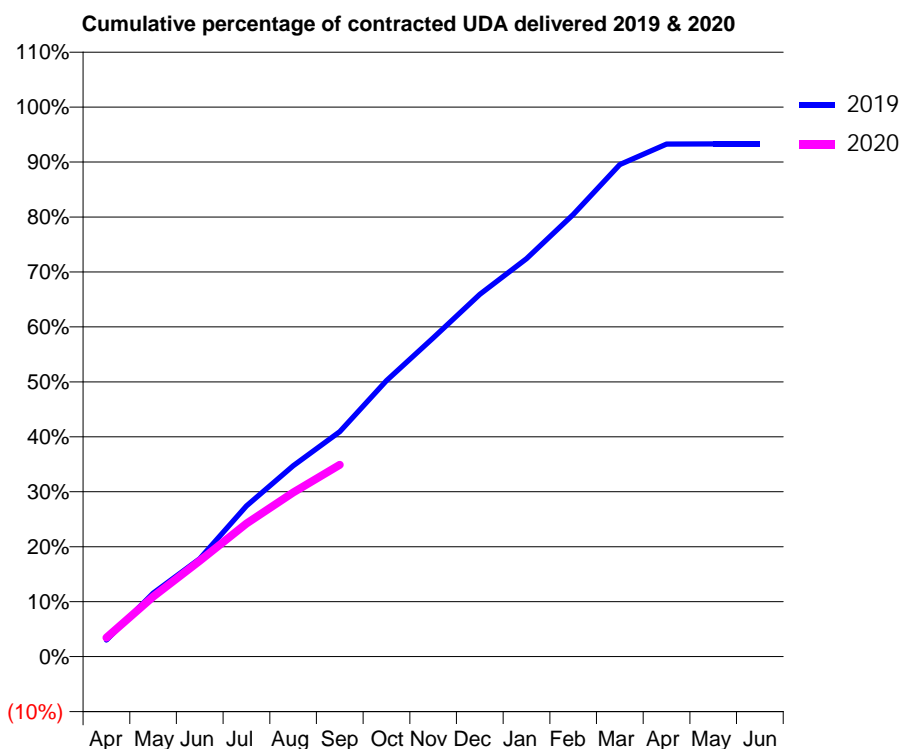
19/20 Contracted general activity (UDA)	21,500
Carry forward general activity (UDA)	0
19/20 Contracted orthodontic activity (UOA)	0
Carry forward orthodontic activity (UOA)	0
Baseline contract value	£529,817.07

ACCESS*

Patients seen in 24 months	Total	Change since previous quarter
Quarter ending September 2018	6,467	
Quarter ending December 2018	6,494	→
Quarter ending March 2019	6,460	→
Quarter ending June 2019	6,427	→
Quarter ending September 2019	6,352	↓
Variance since September 2018	(1.8%)	↓



ACTIVITY



Month	Adjusted Scheduled Activity (UDA)	
	2019	2020
April	652	742
May	2,486	2,346
June	3,835	3,750
July	5,898	5,208
August	7,468	6,422
September	8,798	7,504
October	10,795	
November	12,471	
December	14,171	
January	15,565	
February	17,299	
March	19,252	
April	20,055	
May	20,058	
June	20,058	

QUALITY

	Quantity	Base Number	Contract	LHB	Wales
% of FP17s for the same patient ID Re-attending within 3 months - Children	43	916	4.7%	6.1%	10.7%
% of FP17s for the same patient ID Re-attending within 3 months - Adults	345	3,378	10.2%	12.1%	15.4%
% of FP17s for the same patient ID Re-attending between 3 & 9 months - Children	669	916	73.0%	37.9%	60.1%
% of FP17s for the same patient ID Re-attending between 3 & 9 months - Adults	1,804	3,378	53.4%	38.8%	56.7%
% of FP17s for Band 1 Urgent Courses	277	3,982	7.0%	9.9%	9.1%
% of FP17s Relating to Free Repair or Replacements	25	3,982	0.6%	0.7%	0.7%
% of FP17s Relating to Continuations	24	3,982	0.6%	0.6%	0.6%
% of Patients satisfied with the dentistry they have received	18	20	90.0%	93.1%	93.0%
% of Patients satisfied with the time they had to wait for an appointment	17	20	85.0%	87.4%	87.5%

* This is based on patients treated on this contract for their most recent course of treatment. Figures in italics indicate the base number of FP17s or Patient Questionnaire responses are less than 100. N/A is shown where the base number of responses is less than 10 during the period. % is calculated as Quantity/Base number*100

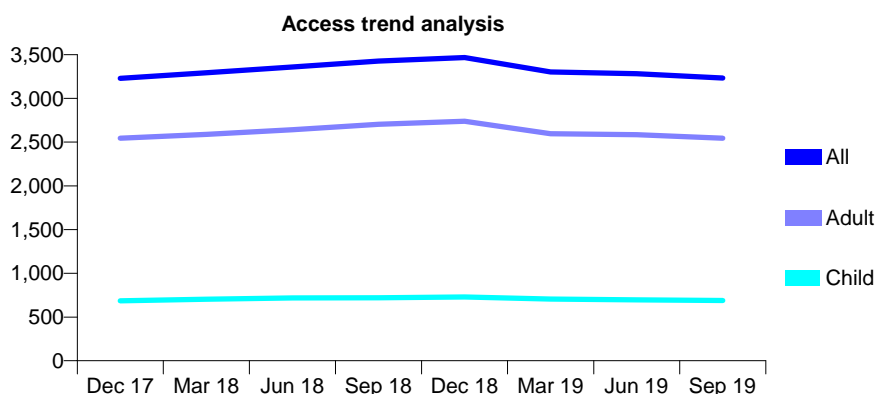
7A5 - Vital Signs At a Glance Contract Report for 199915/0001 - September 2019

Name or company name	IDH 441 to 444 Ltd
Contract type name	GDS Contract
Purpose of contract	General
Contract start date	04/04/2008
Contract end date	

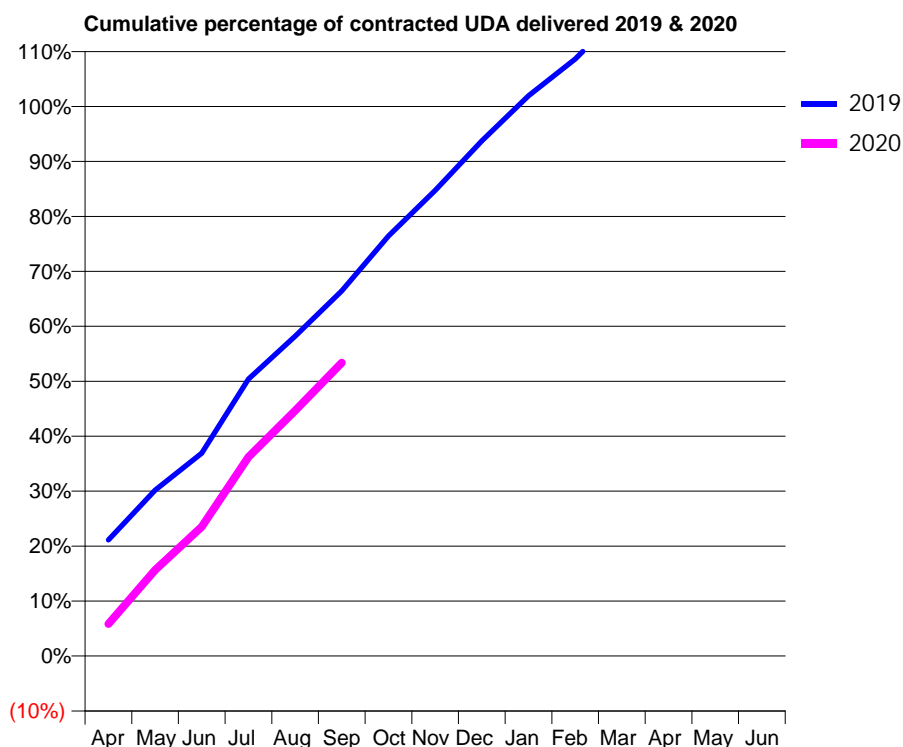
19/20 Contracted general activity (UDA)	7,333
Carry forward general activity (UDA)	0
19/20 Contracted orthodontic activity (UOA)	0
Carry forward orthodontic activity (UOA)	0
Baseline contract value	£203,176.22

ACCESS*

Patients seen in 24 months	Total	Change since previous quarter
Quarter ending September 2018	3,426	
Quarter ending December 2018	3,467	→
Quarter ending March 2019	3,303	↓
Quarter ending June 2019	3,282	→
Quarter ending September 2019	3,233	↓
Variance since September 2018	(5.6%)	↓



ACTIVITY



Month	Adjusted Scheduled Activity (UDA)	
	2019	2020
April	1,549	427
May	2,212	1,149
June	2,707	1,725
July	3,696	2,656
August	4,268	3,275
September	4,873	3,914
October	5,605	
November	6,213	
December	6,873	
January	7,475	
February	7,966	
March	8,583	
April	8,983	
May	8,984	
June	8,972	

QUALITY

	Quantity	Base Number	Contract	LHB	Wales
% of FP17s for the same patient ID Re-attending within 3 months - Children	11	385	2.9%	6.1%	10.7%
% of FP17s for the same patient ID Re-attending within 3 months - Adults	152	1,467	10.4%	12.1%	15.4%
% of FP17s for the same patient ID Re-attending between 3 & 9 months - Children	164	385	42.6%	37.9%	60.1%
% of FP17s for the same patient ID Re-attending between 3 & 9 months - Adults	637	1,467	43.4%	38.8%	56.7%
% of FP17s for Band 1 Urgent Courses	121	1,708	7.1%	9.9%	9.1%
% of FP17s Relating to Free Repair or Replacements	4	1,708	0.2%	0.7%	0.7%
% of FP17s Relating to Continuations	10	1,708	0.6%	0.6%	0.6%
% of Patients satisfied with the dentistry they have received	1	2	N/A	93.1%	93.0%
% of Patients satisfied with the time they had to wait for an appointment	1	2	N/A	87.4%	87.5%

* This is based on patients treated on this contract for their most recent course of treatment. Figures in italics indicate the base number of FP17s or Patient Questionnaire responses are less than 100. N/A is shown where the base number of responses is less than 10 during the period. % is calculated as Quantity/Base number*100

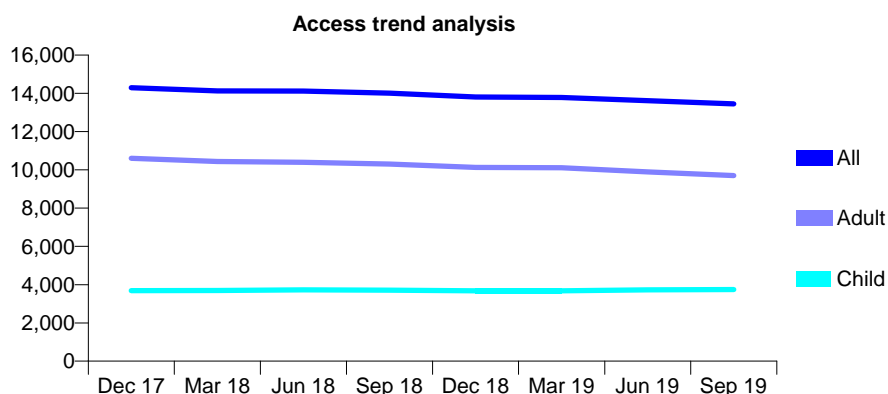
7A5 - Vital Signs At a Glance Contract Report for 199915/0002 - September 2019

Name or company name	IDH 441 to 444 Ltd
Contract type name	GDS Contract
Purpose of contract	General
Contract start date	04/04/2008
Contract end date	

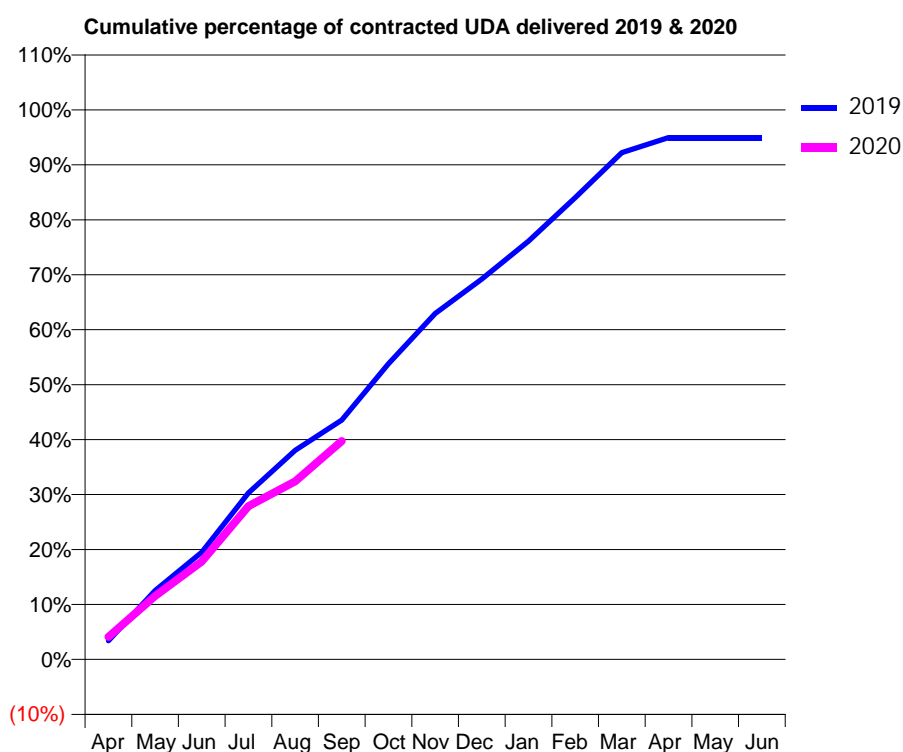
19/20 Contracted general activity (UDA)	32,667
Carry forward general activity (UDA)	16
19/20 Contracted orthodontic activity (UOA)	0
Carry forward orthodontic activity (UOA)	0
Baseline contract value	£789,098.05

ACCESS*

Patients seen in 24 months	Total	Change since previous quarter
Quarter ending September 2018	14,010	
Quarter ending December 2018	13,806	↓
Quarter ending March 2019	13,789	→
Quarter ending June 2019	13,621	↓
Quarter ending September 2019	13,451	↓
Variance since September 2018	(4.0%)	↓



ACTIVITY



Month	2019	2020
April	1,117	1,337
May	4,096	3,775
June	6,372	5,820
July	9,896	9,115
August	12,424	10,590
September	14,227	12,984
October	17,579	
November	20,563	
December	22,610	
January	24,861	
February	27,445	
March	30,121	
April	31,014	
May	31,012	
June	31,012	

QUALITY

	Quantity	Base Number	Contract	LHB	Wales
% of FP17s for the same patient ID Re-attending within 3 months - Children	46	2,180	2.1%	6.1%	10.7%
% of FP17s for the same patient ID Re-attending within 3 months - Adults	362	5,187	7.0%	12.1%	15.4%
% of FP17s for the same patient ID Re-attending between 3 & 9 months - Children	1,141	2,180	52.3%	37.9%	60.1%
% of FP17s for the same patient ID Re-attending between 3 & 9 months - Adults	2,558	5,187	49.3%	38.8%	56.7%
% of FP17s for Band 1 Urgent Courses	336	6,940	4.8%	9.9%	9.1%
% of FP17s Relating to Free Repair or Replacements	22	6,940	0.3%	0.7%	0.7%
% of FP17s Relating to Continuations	23	6,940	0.3%	0.6%	0.6%
% of Patients satisfied with the dentistry they have received	12	14	85.7%	93.1%	93.0%
% of Patients satisfied with the time they had to wait for an appointment	12	14	85.7%	87.4%	87.5%

* This is based on patients treated on this contract for their most recent course of treatment. Figures in italics indicate the base number of FP17s or Patient Questionnaire responses are less than 100. N/A is shown where the base number of responses is less than 10 during the period. % is calculated as Quantity/Base number*100

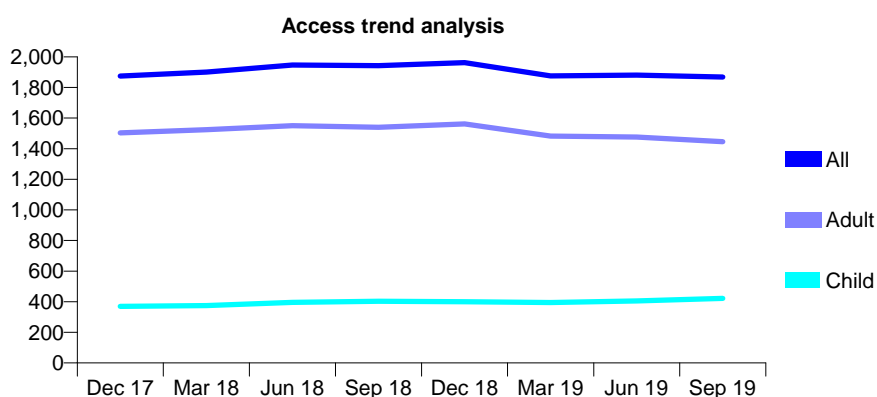
7A5 - Vital Signs At a Glance Contract Report for 239186/0001 - September 2019

Name or company name	MR NA WILSON
Contract type name	Pilot Contract
Purpose of contract	General
Contract start date	01/04/2006
Contract end date	

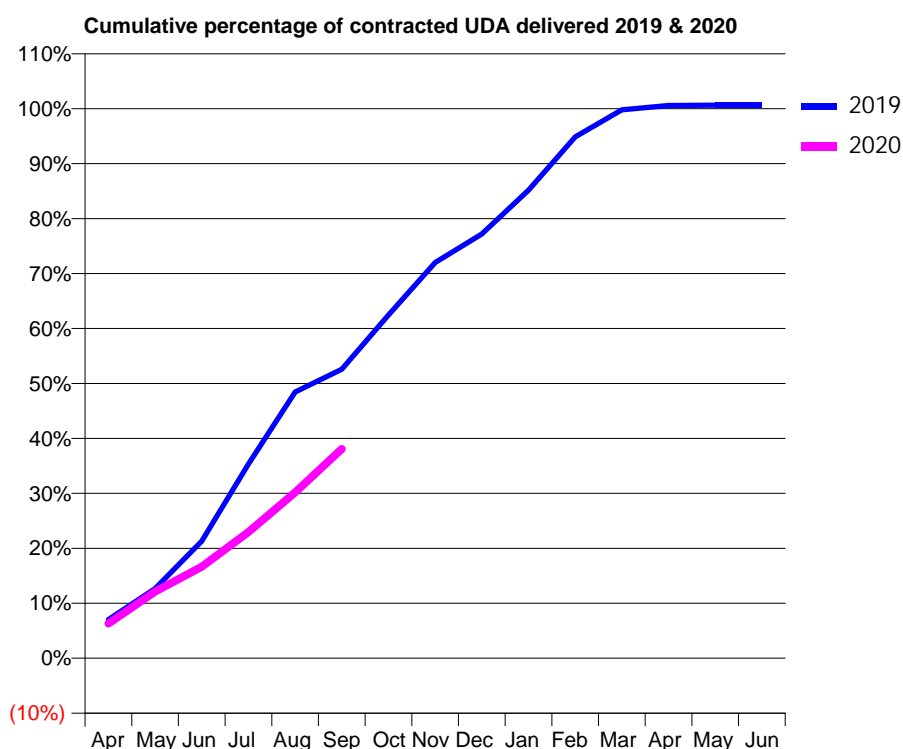
19/20 Contracted general activity (UDA)	5,762
Carry forward general activity (UDA)	-38
19/20 Contracted orthodontic activity (UOA)	0
Carry forward orthodontic activity (UOA)	0
Baseline contract value	£113,936.47

ACCESS*

Patients seen in 24 months	Total	Change since previous quarter
Quarter ending September 2018	1,942	
Quarter ending December 2018	1,962	→
Quarter ending March 2019	1,876	↓
Quarter ending June 2019	1,881	→
Quarter ending September 2019	1,868	→
Variance since September 2018	(3.8%)	↓



ACTIVITY



Month	2019	2020
April	435	363
May	786	699
June	1,321	960
July	2,191	1,323
August	3,003	1,739
September	3,259	2,194
October	3,872	
November	4,464	
December	4,785	
January	5,281	
February	5,881	
March	6,187	
April	6,236	
May	6,238	
June	6,238	

QUALITY

	Quantity	Base Number	Contract	LHB	Wales
% of FP17s for the same patient ID Re-attending within 3 months - Children	29	281	10.3%	6.1%	10.7%
% of FP17s for the same patient ID Re-attending within 3 months - Adults	117	850	13.8%	12.1%	15.4%
% of FP17s for the same patient ID Re-attending between 3 & 9 months - Children	175	281	62.3%	37.9%	60.1%
% of FP17s for the same patient ID Re-attending between 3 & 9 months - Adults	473	850	55.6%	38.8%	56.7%
% of FP17s for Band 1 Urgent Courses	157	1,098	14.3%	9.9%	9.1%
% of FP17s Relating to Free Repair or Replacements	4	1,098	0.4%	0.7%	0.7%
% of FP17s Relating to Continuations	0	1,098	0.0%	0.6%	0.6%
% of Patients satisfied with the dentistry they have received	1	1	N/A	93.1%	93.0%
% of Patients satisfied with the time they had to wait for an appointment	1	1	N/A	87.4%	87.5%

* This is based on patients treated on this contract for their most recent course of treatment. Figures in italics indicate the base number of FP17s or Patient Questionnaire responses are less than 100. N/A is shown where the base number of responses is less than 10 during the period. % is calculated as Quantity/Base number*100

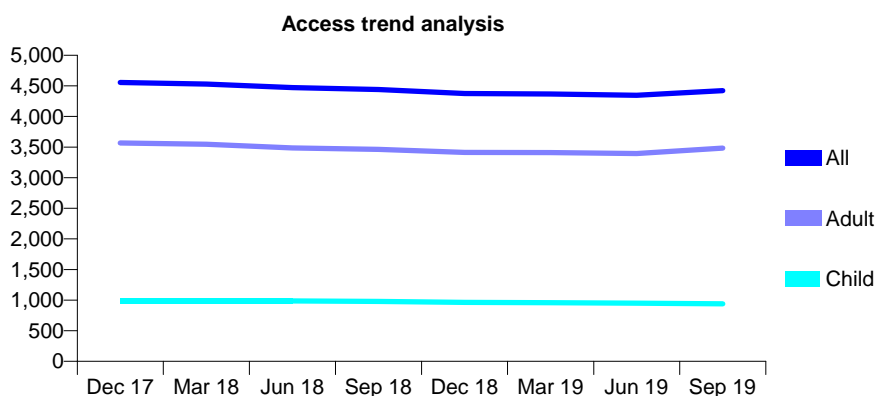
7A5 - Vital Signs At a Glance Contract Report for 245682/0001 - September 2019

Name or company name	MR M NEWLAND
Contract type name	Pilot Contract
Purpose of contract	General
Contract start date	01/11/2008
Contract end date	

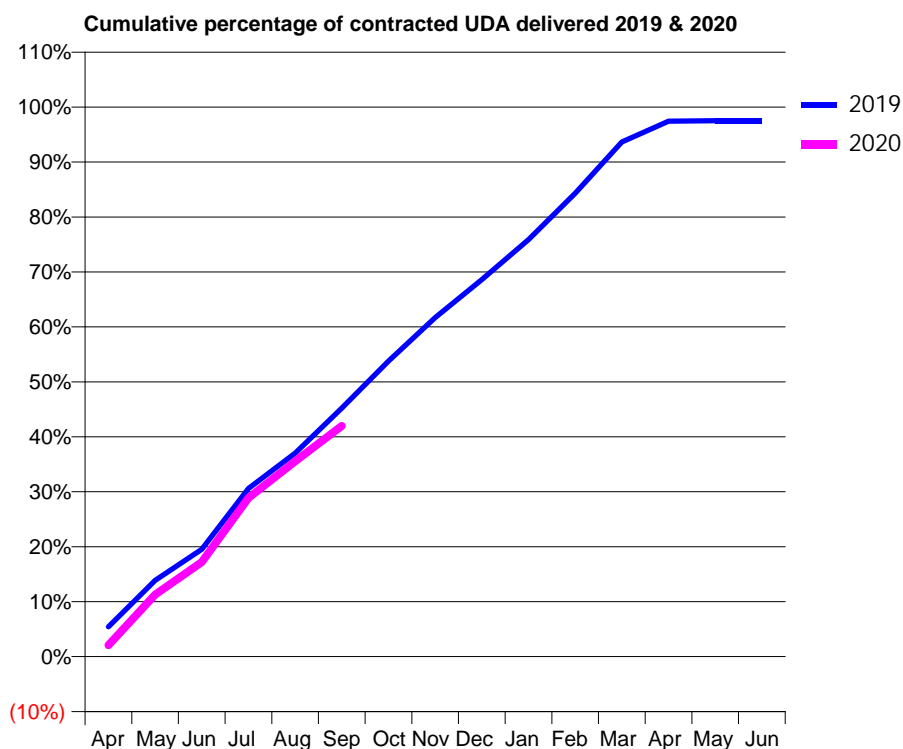
19/20 Contracted general activity (UDA)	11,130
Carry forward general activity (UDA)	308
19/20 Contracted orthodontic activity (UOA)	0
Carry forward orthodontic activity (UOA)	0
Baseline contract value	£309,186.98

ACCESS*

Patients seen in 24 months	Total	Change since previous quarter
Quarter ending September 2018	4,441	
Quarter ending December 2018	4,376	↓
Quarter ending March 2019	4,368	→
Quarter ending June 2019	4,346	→
Quarter ending September 2019	4,422	→
Variance since September 2018	(0.4%)	→



ACTIVITY



Month	Adjusted Scheduled Activity (UDA)	
	2019	2020
April	675	233
May	1,725	1,258
June	2,424	1,913
July	3,802	3,214
August	4,599	3,954
September	5,618	4,672
October	6,681	
November	7,665	
December	8,522	
January	9,427	
February	10,476	
March	11,633	
April	12,105	
May	12,117	
June	12,117	

QUALITY

	Quantity	Base Number	Contract	LHB	Wales
% of FP17s for the same patient ID Re-attending within 3 months - Children	34	698	4.9%	6.1%	10.7%
% of FP17s for the same patient ID Re-attending within 3 months - Adults	216	2,426	8.9%	12.1%	15.4%
% of FP17s for the same patient ID Re-attending between 3 & 9 months - Children	481	698	68.9%	37.9%	60.1%
% of FP17s for the same patient ID Re-attending between 3 & 9 months - Adults	1,149	2,426	47.4%	38.8%	56.7%
% of FP17s for Band 1 Urgent Courses	340	2,894	11.7%	9.9%	9.1%
% of FP17s Relating to Free Repair or Replacements	16	2,894	0.6%	0.7%	0.7%
% of FP17s Relating to Continuations	13	2,894	0.4%	0.6%	0.6%
% of Patients satisfied with the dentistry they have received	10	10	100.0%	93.1%	93.0%
% of Patients satisfied with the time they had to wait for an appointment	9	10	90.0%	87.4%	87.5%

* This is based on patients treated on this contract for their most recent course of treatment. Figures in italics indicate the base number of FP17s or Patient Questionnaire responses are less than 100. N/A is shown where the base number of responses is less than 10 during the period. % is calculated as Quantity/Base number*100

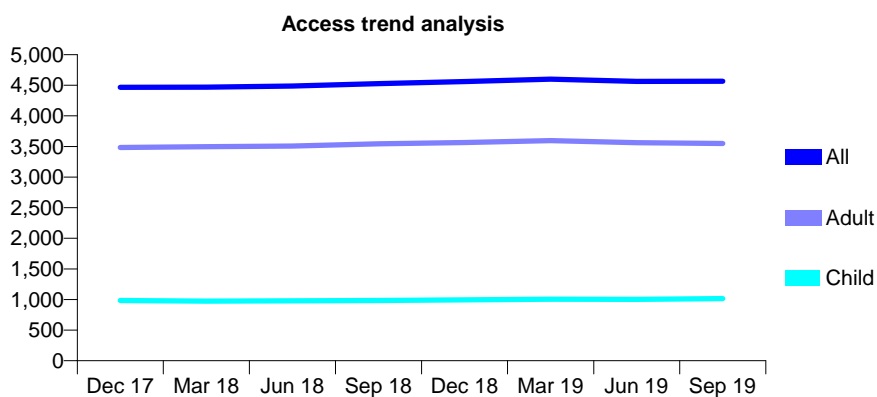
7A5 - Vital Signs At a Glance Contract Report for 324035/0001 - September 2019

Name or company name	PS John & C John
Contract type name	GDS Contract
Purpose of contract	General and Orthodontic
Contract start date	01/04/2006
Contract end date	

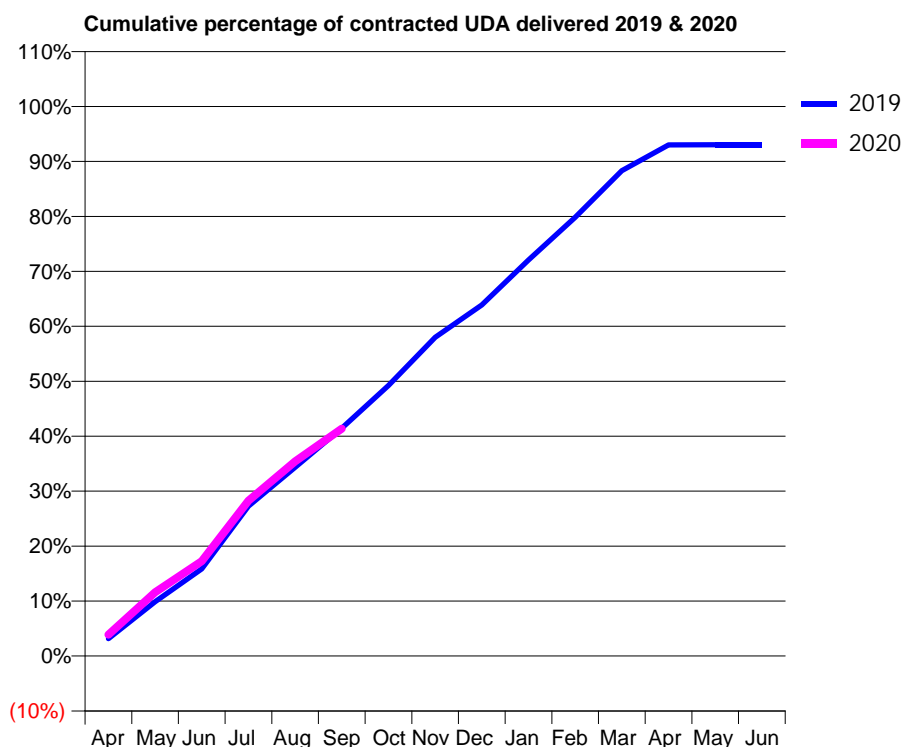
19/20 Contracted general activity (UDA)	15,844
Carry forward general activity (UDA)	-15
19/20 Contracted orthodontic activity (UOA)	447
Carry forward orthodontic activity (UOA)	0
Baseline contract value	£393,357.35

ACCESS*

Patients seen in 24 months	Total	Change since previous quarter
Quarter ending September 2018	4,527	
Quarter ending December 2018	4,561	→
Quarter ending March 2019	4,601	→
Quarter ending June 2019	4,563	→
Quarter ending September 2019	4,566	→
Variance since September 2018	0.9%	→



ACTIVITY



Month	Adjusted Scheduled Activity (UDA)	
	2019	2020
April	503	618
May	1,568	1,838
June	2,514	2,734
July	4,325	4,479
August	5,442	5,611
September	6,567	6,553
October	7,798	
November	9,191	
December	10,122	
January	11,415	
February	12,647	
March	13,993	
April	14,735	
May	14,737	
June	14,737	

QUALITY

	Quantity	Base Number	Contract	LHB	Wales
% of FP17s for the same patient ID Re-attending within 3 months - Children	46	810	5.7%	6.1%	10.7%
% of FP17s for the same patient ID Re-attending within 3 months - Adults	398	3,105	12.8%	12.1%	15.4%
% of FP17s for the same patient ID Re-attending between 3 & 9 months - Children	568	810	70.1%	37.9%	60.1%
% of FP17s for the same patient ID Re-attending between 3 & 9 months - Adults	2,242	3,105	72.2%	38.8%	56.7%
% of FP17s for Band 1 Urgent Courses	322	3,612	8.9%	9.9%	9.1%
% of FP17s Relating to Free Repair or Replacements	8	3,612	0.2%	0.7%	0.7%
% of FP17s Relating to Continuations	11	3,612	0.3%	0.6%	0.6%
% of Patients satisfied with the dentistry they have received	15	16	93.8%	93.1%	93.0%
% of Patients satisfied with the time they had to wait for an appointment	14	16	87.5%	87.4%	87.5%

* This is based on patients treated on this contract for their most recent course of treatment. Figures in italics indicate the base number of FP17s or Patient Questionnaire responses are less than 100. N/A is shown where the base number of responses is less than 10 during the period. % is calculated as Quantity/Base number*100

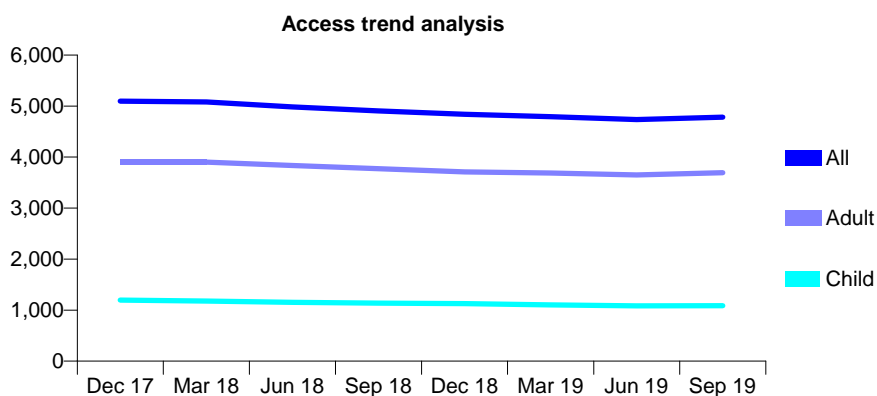
7A5 - Vital Signs At a Glance Contract Report for 324590/0001 - September 2019

Name or company name	MRS JM GRIFFITHS
Contract type name	Pilot Contract
Purpose of contract	General
Contract start date	01/04/2006
Contract end date	

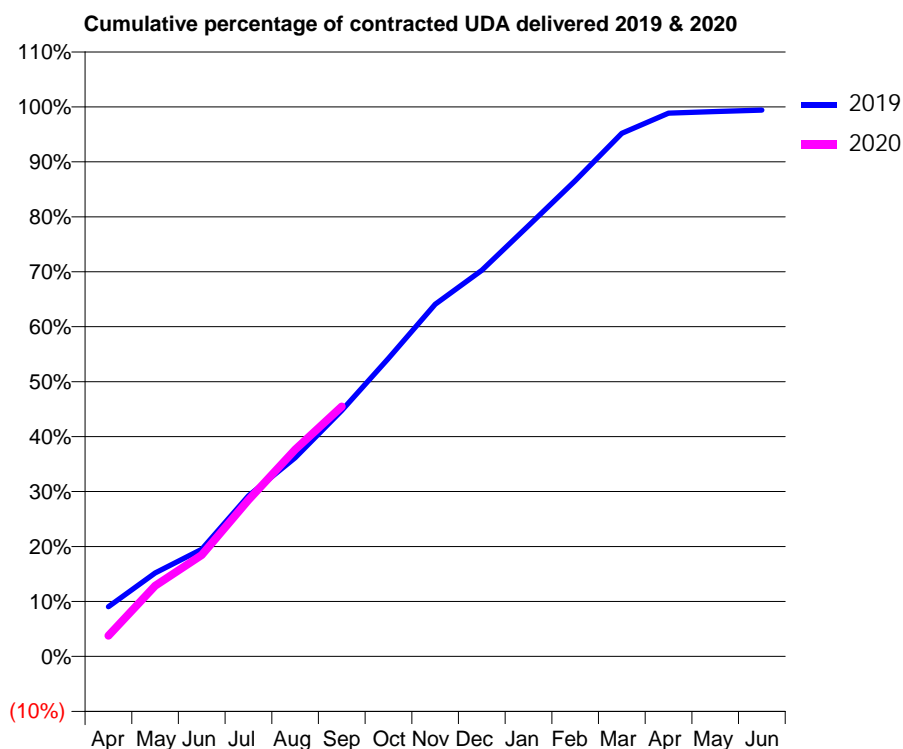
19/20 Contracted general activity (UDA)	13,388
Carry forward general activity (UDA)	80
19/20 Contracted orthodontic activity (UOA)	0
Carry forward orthodontic activity (UOA)	0
Baseline contract value	£382,279.56

ACCESS*

Patients seen in 24 months	Total	Change since previous quarter
Quarter ending September 2018	4,905	
Quarter ending December 2018	4,839	↓
Quarter ending March 2019	4,790	↓
Quarter ending June 2019	4,735	↓
Quarter ending September 2019	4,782	→
Variance since September 2018	(2.5%)	↓



ACTIVITY



Month	Adjusted Scheduled Activity (UDA)	
	2019	2020
April	1,212	504
May	2,033	1,723
June	2,611	2,471
July	3,914	3,814
August	4,843	5,042
September	5,989	6,091
October	7,262	
November	8,580	
December	9,406	
January	10,491	
February	11,592	
March	12,745	
April	13,234	
May	13,272	
June	13,308	

QUALITY

	Quantity	Base Number	Contract	LHB	Wales
% of FP17s for the same patient ID Re-attending within 3 months - Children	32	697	4.6%	6.1%	10.7%
% of FP17s for the same patient ID Re-attending within 3 months - Adults	252	2,475	10.2%	12.1%	15.4%
% of FP17s for the same patient ID Re-attending between 3 & 9 months - Children	388	697	55.7%	37.9%	60.1%
% of FP17s for the same patient ID Re-attending between 3 & 9 months - Adults	1,398	2,475	56.5%	38.8%	56.7%
% of FP17s for Band 1 Urgent Courses	254	2,909	8.7%	9.9%	9.1%
% of FP17s Relating to Free Repair or Replacements	6	2,909	0.2%	0.7%	0.7%
% of FP17s Relating to Continuations	11	2,909	0.4%	0.6%	0.6%
% of Patients satisfied with the dentistry they have received	11	11	100.0%	93.1%	93.0%
% of Patients satisfied with the time they had to wait for an appointment	11	11	100.0%	87.4%	87.5%

* This is based on patients treated on this contract for their most recent course of treatment. Figures in italics indicate the base number of FP17s or Patient Questionnaire responses are less than 100. N/A is shown where the base number of responses is less than 10 during the period. % is calculated as Quantity/Base number*100

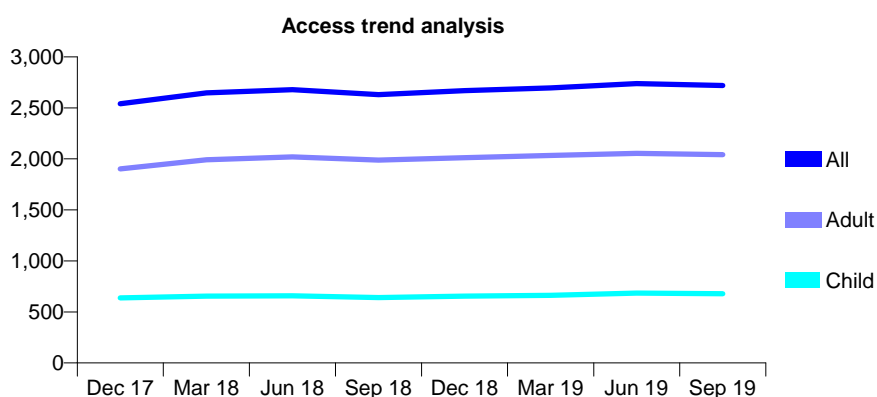
7A5 - Vital Signs At a Glance Contract Report for 377023/0001 - September 2019

Name or company name	MISS CL DAVIES
Contract type name	GDS Contract
Purpose of contract	General
Contract start date	01/04/2015
Contract end date	

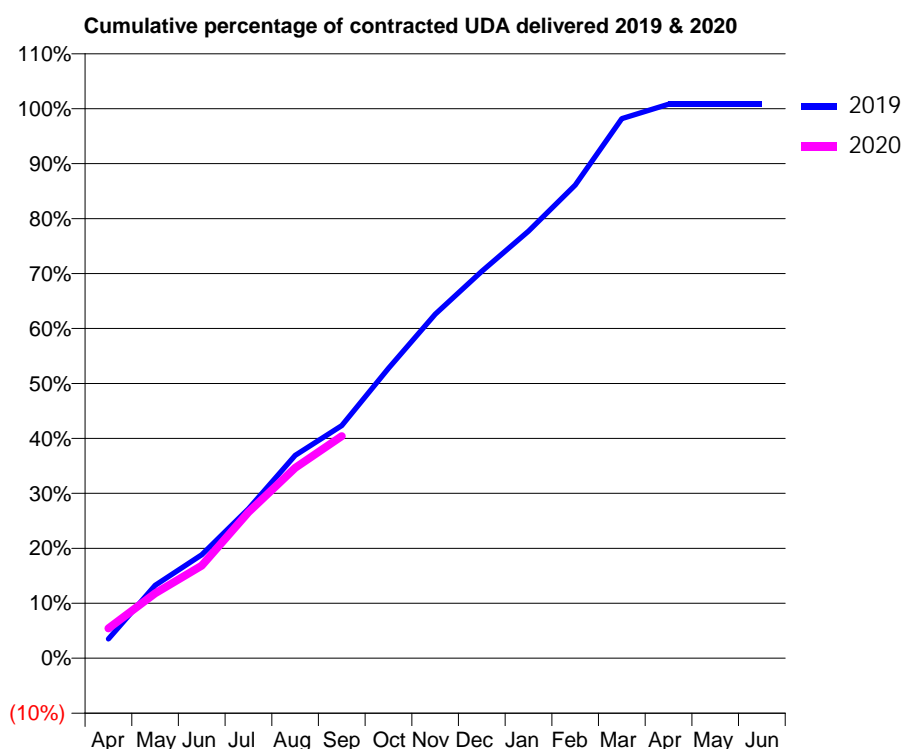
19/20 Contracted general activity (UDA)	9,166
Carry forward general activity (UDA)	-64
19/20 Contracted orthodontic activity (UOA)	0
Carry forward orthodontic activity (UOA)	0
Baseline contract value	£184,591.59

ACCESS*

Patients seen in 24 months	Total	Change since previous quarter
Quarter ending September 2018	2,630	
Quarter ending December 2018	2,669	→
Quarter ending March 2019	2,696	→
Quarter ending June 2019	2,738	→
Quarter ending September 2019	2,719	→
Variance since September 2018	3.4%	↑



ACTIVITY



Month	2019	2020
April	284	499
May	1,070	1,082
June	1,519	1,544
July	2,195	2,437
August	2,981	3,175
September	3,419	3,705
October	4,261	
November	5,053	
December	5,686	
January	6,275	
February	6,952	
March	7,928	
April	8,138	
May	8,138	
June	8,138	

QUALITY

	Quantity	Base Number	Contract	LHB	Wales
% of FP17s for the same patient ID Re-attending within 3 months - Children	29	525	5.5%	6.1%	10.7%
% of FP17s for the same patient ID Re-attending within 3 months - Adults	123	1,434	8.6%	12.1%	15.4%
% of FP17s for the same patient ID Re-attending between 3 & 9 months - Children	308	525	58.7%	37.9%	60.1%
% of FP17s for the same patient ID Re-attending between 3 & 9 months - Adults	861	1,434	60.0%	38.8%	56.7%
% of FP17s for Band 1 Urgent Courses	118	1,869	6.3%	9.9%	9.1%
% of FP17s Relating to Free Repair or Replacements	3	1,869	0.2%	0.7%	0.7%
% of FP17s Relating to Continuations	11	1,869	0.6%	0.6%	0.6%
% of Patients satisfied with the dentistry they have received	12	12	100.0%	93.1%	93.0%
% of Patients satisfied with the time they had to wait for an appointment	11	12	91.7%	87.4%	87.5%

* This is based on patients treated on this contract for their most recent course of treatment.

Figures in italics indicate the base number of FP17s or Patient Questionnaire responses are less than 100. N/A is shown where the base number of responses is less than 10 during the period. % is calculated as Quantity/Base number*100

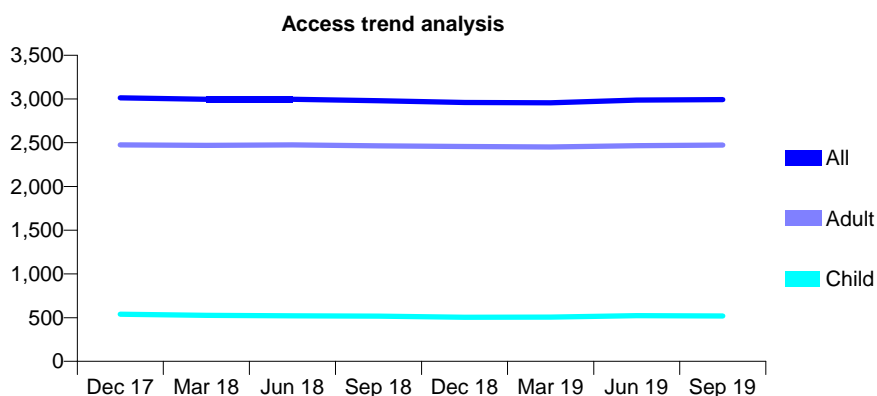
7A5 - Vital Signs At a Glance Contract Report for 573531/0001 - September 2019

Name or company name	MR PB JAMES
Contract type name	GDS Contract
Purpose of contract	General
Contract start date	01/04/2006
Contract end date	

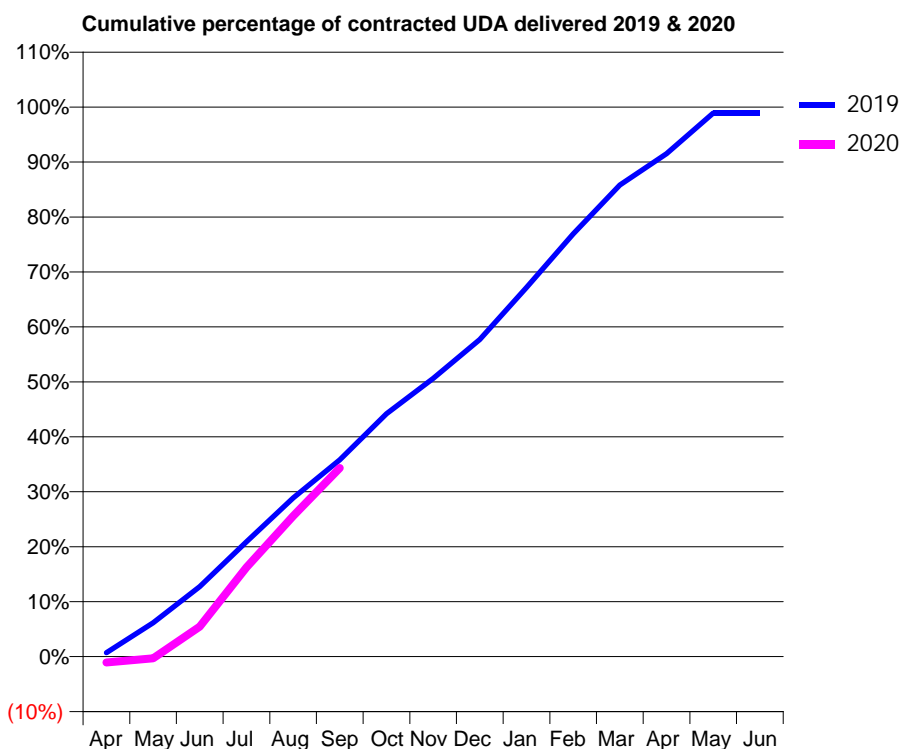
19/20 Contracted general activity (UDA)	8,000
Carry forward general activity (UDA)	87
19/20 Contracted orthodontic activity (UOA)	0
Carry forward orthodontic activity (UOA)	0
Baseline contract value	£198,664.46

ACCESS*

Patients seen in 24 months	Total	Change since previous quarter
Quarter ending September 2018	2,980	
Quarter ending December 2018	2,960	→
Quarter ending March 2019	2,957	→
Quarter ending June 2019	2,988	→
Quarter ending September 2019	2,993	→
Variance since September 2018	0.4%	→



ACTIVITY



Month	Adjusted Scheduled Activity (UDA)	
	2019	2020
April	57	-87
May	494	-26
June	1,020	438
July	1,673	1,299
August	2,311	2,047
September	2,865	2,747
October	3,537	
November	4,051	
December	4,616	
January	5,372	
February	6,155	
March	6,864	
April	7,322	
May	7,912	
June	7,913	

QUALITY

	Quantity	Base Number	Contract	LHB	Wales
% of FP17s for the same patient ID Re-attending within 3 months - Children	15	433	3.5%	6.1%	10.7%
% of FP17s for the same patient ID Re-attending within 3 months - Adults	162	1,406	11.5%	12.1%	15.4%
% of FP17s for the same patient ID Re-attending between 3 & 9 months - Children	280	433	64.7%	37.9%	60.1%
% of FP17s for the same patient ID Re-attending between 3 & 9 months - Adults	391	1,406	27.8%	38.8%	56.7%
% of FP17s for Band 1 Urgent Courses	45	1,360	3.3%	9.9%	9.1%
% of FP17s Relating to Free Repair or Replacements	6	1,360	0.4%	0.7%	0.7%
% of FP17s Relating to Continuations	11	1,360	0.8%	0.6%	0.6%
% of Patients satisfied with the dentistry they have received	41	45	91.1%	93.1%	93.0%
% of Patients satisfied with the time they had to wait for an appointment	39	45	86.7%	87.4%	87.5%

* This is based on patients treated on this contract for their most recent course of treatment. Figures in italics indicate the base number of FP17s or Patient Questionnaire responses are less than 100. N/A is shown where the base number of responses is less than 10 during the period. % is calculated as Quantity/Base number*100

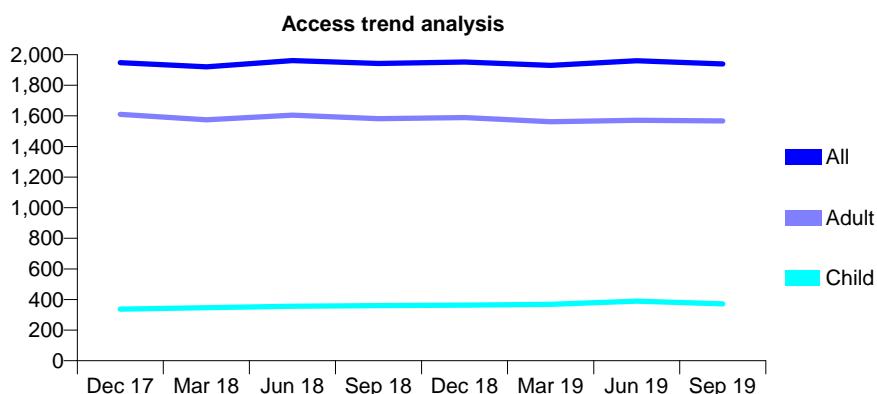
7A5 - Vital Signs At a Glance Contract Report for 625485/0004 - September 2019

Name or company name	MISS D ADAMS
Contract type name	GDS Contract
Purpose of contract	General
Contract start date	14/06/2010
Contract end date	

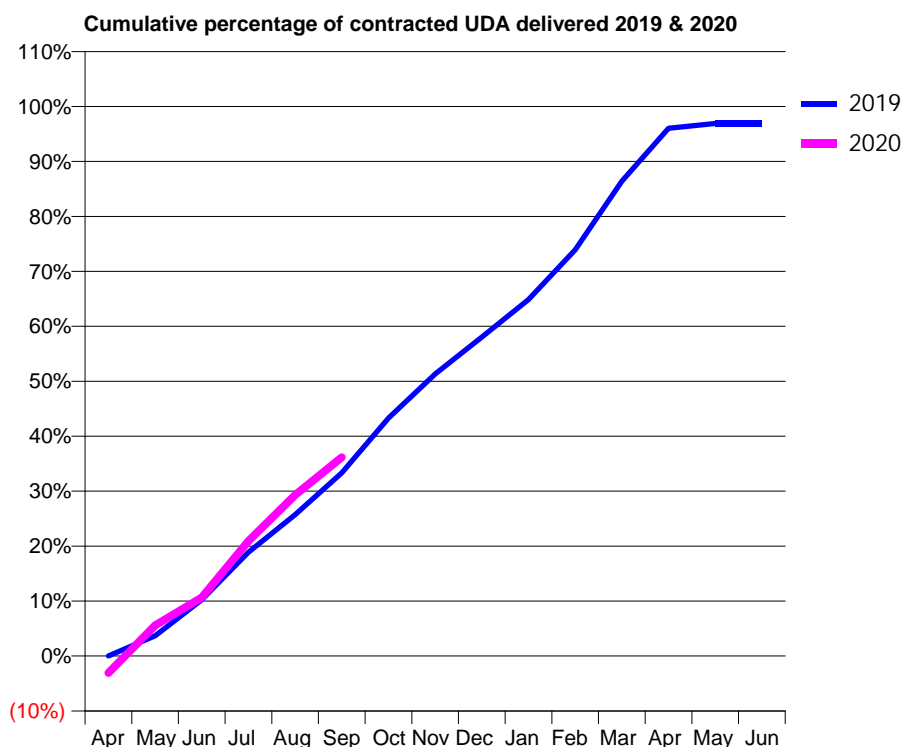
19/20 Contracted general activity (UDA)	5,350
Carry forward general activity (UDA)	166
19/20 Contracted orthodontic activity (UOA)	0
Carry forward orthodontic activity (UOA)	0
Baseline contract value	£136,405.98

ACCESS*

Patients seen in 24 months	Total	Change since previous quarter
Quarter ending September 2018	1,942	
Quarter ending December 2018	1,952	→
Quarter ending March 2019	1,930	↓
Quarter ending June 2019	1,960	→
Quarter ending September 2019	1,939	↓
Variance since September 2018	(0.2%)	→



ACTIVITY



Month	Adjusted Scheduled Activity (UDA)	
	2019	2020
April	1	-166
May	196	299
June	548	570
July	1,011	1,120
August	1,377	1,569
September	1,783	1,934
October	2,317	
November	2,746	
December	3,105	
January	3,471	
February	3,956	
March	4,622	
April	5,138	
May	5,184	
June	5,184	

QUALITY

	Quantity	Base Number	Contract	LHB	Wales
% of FP17s for the same patient ID Re-attending within 3 months - Children	31	388	8.0%	6.1%	10.7%
% of FP17s for the same patient ID Re-attending within 3 months - Adults	129	1,187	10.9%	12.1%	15.4%
% of FP17s for the same patient ID Re-attending between 3 & 9 months - Children	280	388	72.2%	37.9%	60.1%
% of FP17s for the same patient ID Re-attending between 3 & 9 months - Adults	592	1,187	49.9%	38.8%	56.7%
% of FP17s for Band 1 Urgent Courses	40	1,297	3.1%	9.9%	9.1%
% of FP17s Relating to Free Repair or Replacements	5	1,297	0.4%	0.7%	0.7%
% of FP17s Relating to Continuations	4	1,297	0.3%	0.6%	0.6%
% of Patients satisfied with the dentistry they have received	4	4	N/A	93.1%	93.0%
% of Patients satisfied with the time they had to wait for an appointment	3	4	N/A	87.4%	87.5%

* This is based on patients treated on this contract for their most recent course of treatment. Figures in italics indicate the base number of FP17s or Patient Questionnaire responses are less than 100. N/A is shown where the base number of responses is less than 10 during the period. % is calculated as Quantity/Base number*100

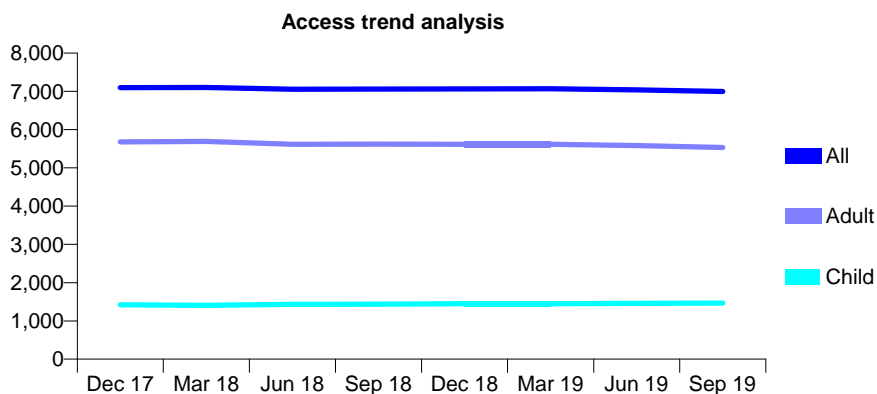
7A5 - Vital Signs At a Glance Contract Report for 688312/0001 - September 2019

Name or company name	MR G BLINMAN
Contract type name	GDS Contract
Purpose of contract	General
Contract start date	01/10/2013
Contract end date	

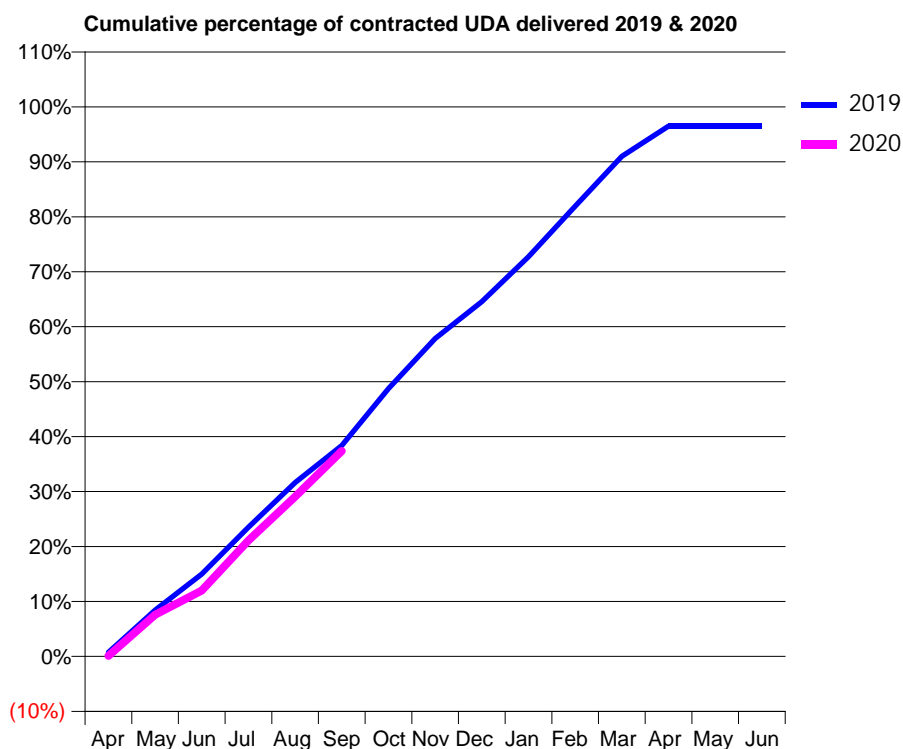
19/20 Contracted general activity (UDA)	23,138
Carry forward general activity (UDA)	810
19/20 Contracted orthodontic activity (UOA)	0
Carry forward orthodontic activity (UOA)	0
Baseline contract value	£578,399.12

ACCESS*

Patients seen in 24 months	Total	Change since previous quarter
Quarter ending September 2018	7,061	
Quarter ending December 2018	7,063	→
Quarter ending March 2019	7,069	→
Quarter ending June 2019	7,040	→
Quarter ending September 2019	6,996	→
Variance since September 2018	(0.9%)	→



ACTIVITY



Month	Adjusted Scheduled Activity (UDA)	
	2019	2020
April	170	26
May	1,954	1,757
June	3,465	2,776
July	5,446	4,883
August	7,319	6,728
September	8,880	8,652
October	11,280	
November	13,381	
December	14,931	
January	16,828	
February	18,961	
March	21,050	
April	22,326	
May	22,329	
June	22,328	

QUALITY

	Quantity	Base Number	Contract	LHB	Wales
% of FP17s for the same patient ID Re-attending within 3 months - Children	77	1,106	7.0%	6.1%	10.7%
% of FP17s for the same patient ID Re-attending within 3 months - Adults	655	4,488	14.6%	12.1%	15.4%
% of FP17s for the same patient ID Re-attending between 3 & 9 months - Children	652	1,106	59.0%	37.9%	60.1%
% of FP17s for the same patient ID Re-attending between 3 & 9 months - Adults	2,823	4,488	62.9%	38.8%	56.7%
% of FP17s for Band 1 Urgent Courses	499	4,974	10.0%	9.9%	9.1%
% of FP17s Relating to Free Repair or Replacements	66	4,974	1.3%	0.7%	0.7%
% of FP17s Relating to Continuations	25	4,974	0.5%	0.6%	0.6%
% of Patients satisfied with the dentistry they have received	23	24	95.8%	93.1%	93.0%
% of Patients satisfied with the time they had to wait for an appointment	22	24	91.7%	87.4%	87.5%

* This is based on patients treated on this contract for their most recent course of treatment. Figures in italics indicate the base number of FP17s or Patient Questionnaire responses are less than 100. N/A is shown where the base number of responses is less than 10 during the period. % is calculated as Quantity/Base number*100

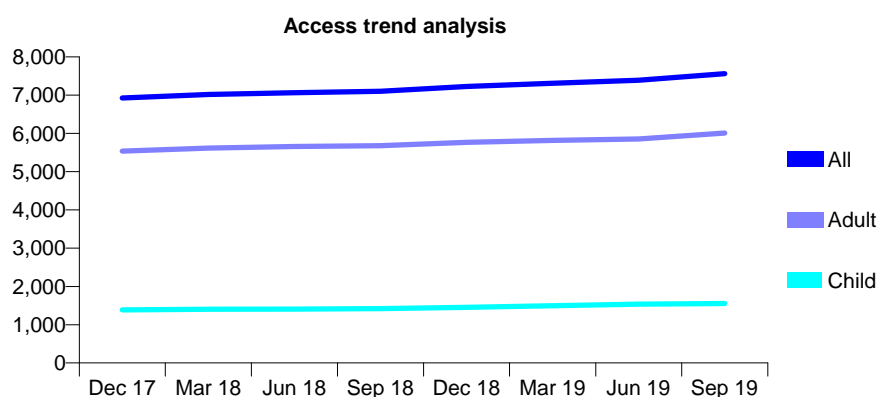
7A5 - Vital Signs At a Glance Contract Report for 741841/0003 - September 2019

Name or company name	MRS S CHAUDHRY
Contract type name	Pilot Contract
Purpose of contract	General
Contract start date	01/04/2015
Contract end date	

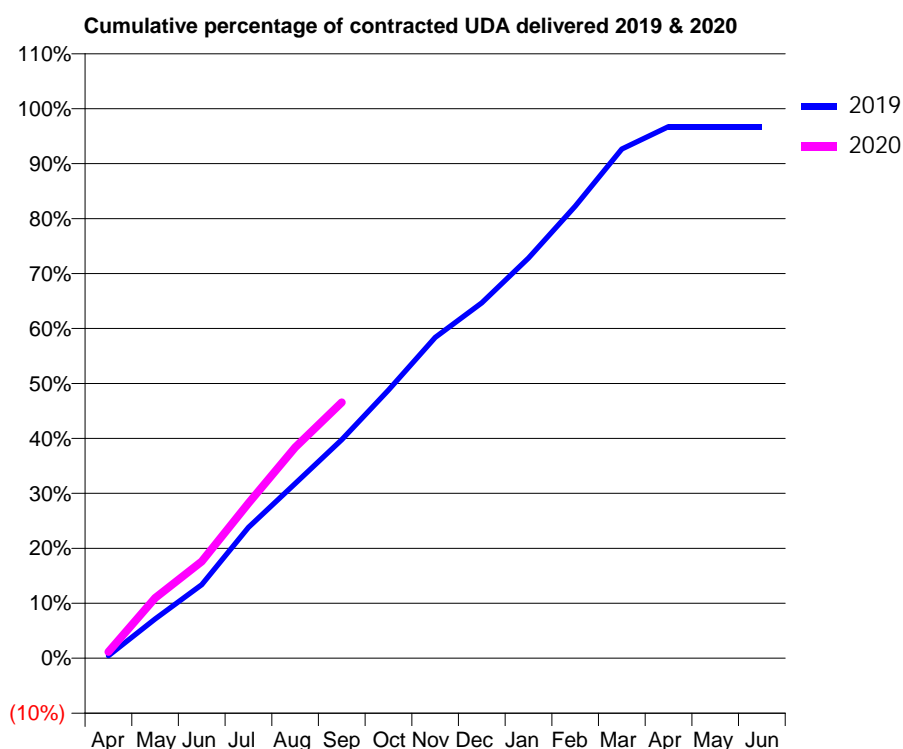
19/20 Contracted general activity (UDA)	19,247
Carry forward general activity (UDA)	702
19/20 Contracted orthodontic activity (UOA)	0
Carry forward orthodontic activity (UOA)	0
Baseline contract value	£544,602.40

ACCESS*

Patients seen in 24 months	Total	Change since previous quarter
Quarter ending September 2018	7,099	
Quarter ending December 2018	7,224	→
Quarter ending March 2019	7,312	→
Quarter ending June 2019	7,389	→
Quarter ending September 2019	7,559	↑
Variance since September 2018	6.5%	↑



ACTIVITY



Month	2019	2020
April	97	220
May	1,540	2,108
June	2,883	3,387
July	5,133	5,427
August	6,852	7,389
September	8,569	8,963
October	10,512	
November	12,579	
December	13,931	
January	15,690	
February	17,721	
March	19,963	
April	20,840	
May	20,843	
June	20,844	

QUALITY

	Quantity	Base Number	Contract	LHB	Wales
% of FP17s for the same patient ID Re-attending within 3 months - Children	63	1,140	5.5%	6.1%	10.7%
% of FP17s for the same patient ID Re-attending within 3 months - Adults	527	4,487	11.7%	12.1%	15.4%
% of FP17s for the same patient ID Re-attending between 3 & 9 months - Children	716	1,140	62.8%	37.9%	60.1%
% of FP17s for the same patient ID Re-attending between 3 & 9 months - Adults	2,655	4,487	59.2%	38.8%	56.7%
% of FP17s for Band 1 Urgent Courses	563	5,275	10.7%	9.9%	9.1%
% of FP17s Relating to Free Repair or Replacements	23	5,275	0.4%	0.7%	0.7%
% of FP17s Relating to Continuations	33	5,275	0.6%	0.6%	0.6%
% of Patients satisfied with the dentistry they have received	9	9	N/A	93.1%	93.0%
% of Patients satisfied with the time they had to wait for an appointment	8	9	N/A	87.4%	87.5%

* This is based on patients treated on this contract for their most recent course of treatment.

Figures in italics indicate the base number of FP17s or Patient Questionnaire responses are less than 100. N/A is shown where the base number of responses is less than 10 during the period. % is calculated as Quantity/Base number*100

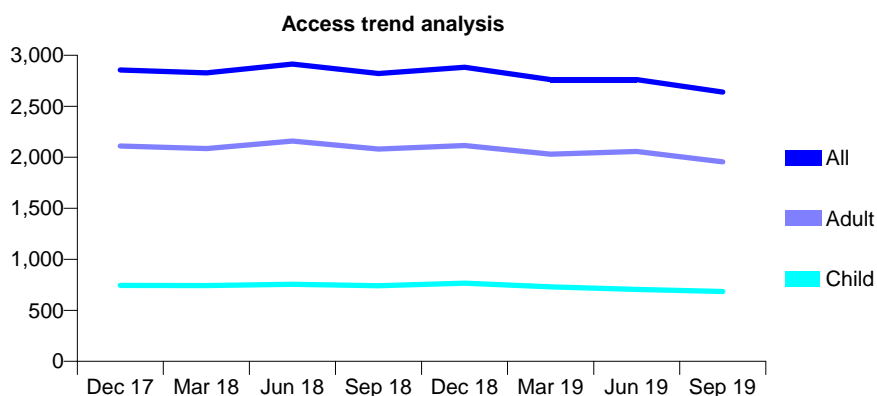
7A5 - Vital Signs At a Glance Contract Report for 767158/0001 - September 2019

Name or company name	MR H WILDING
Contract type name	GDS Contract
Purpose of contract	General
Contract start date	01/04/2006
Contract end date	

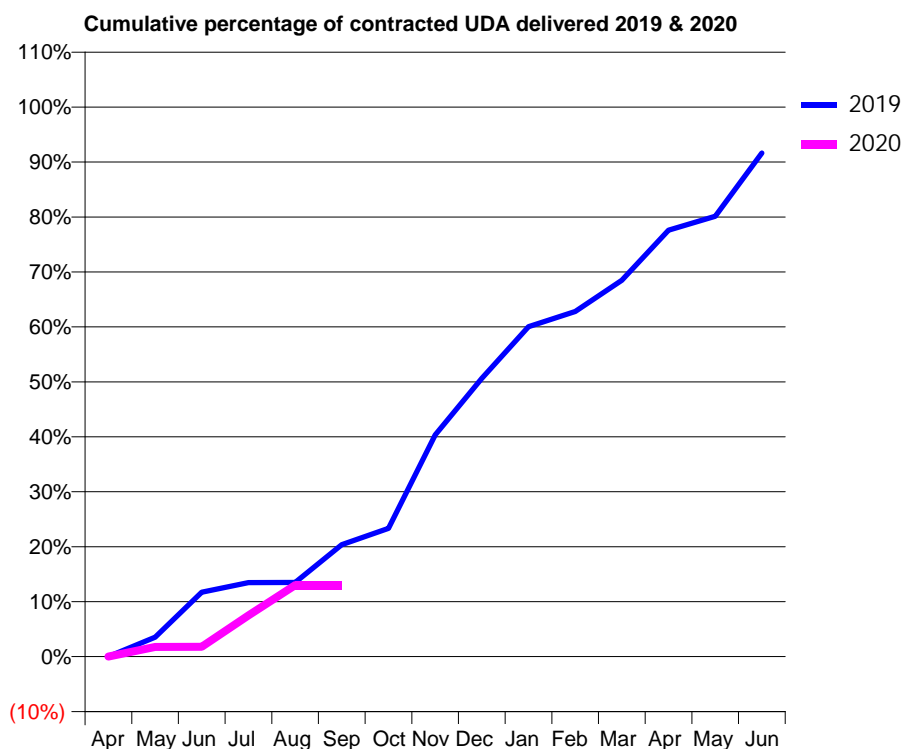
19/20 Contracted general activity (UDA)	5,400
Carry forward general activity (UDA)	0
19/20 Contracted orthodontic activity (UOA)	0
Carry forward orthodontic activity (UOA)	0
Baseline contract value	£129,695.03

ACCESS*

Patients seen in 24 months	Total	Change since previous quarter
Quarter ending September 2018	2,822	
Quarter ending December 2018	2,883	↑
Quarter ending March 2019	2,761	↓
Quarter ending June 2019	2,762	→
Quarter ending September 2019	2,639	↓
Variance since September 2018	(6.5%)	↓



ACTIVITY



Month	Adjusted Scheduled Activity (UDA)	
	2019	2020
April	0	0
May	192	94
June	633	97
July	728	406
August	729	702
September	1,100	702
October	1,261	
November	2,179	
December	2,735	
January	3,243	
February	3,391	
March	3,698	
April	4,190	
May	4,326	
June	4,947	

QUALITY

	Quantity	Base Number	Contract	LHB	Wales
% of FP17s for the same patient ID Re-attending within 3 months - Children	17	285	6.0%	6.1%	10.7%
% of FP17s for the same patient ID Re-attending within 3 months - Adults	72	817	8.8%	12.1%	15.4%
% of FP17s for the same patient ID Re-attending between 3 & 9 months - Children	113	285	39.6%	37.9%	60.1%
% of FP17s for the same patient ID Re-attending between 3 & 9 months - Adults	294	817	36.0%	38.8%	56.7%
% of FP17s for Band 1 Urgent Courses	31	472	6.6%	9.9%	9.1%
% of FP17s Relating to Free Repair or Replacements	6	472	1.3%	0.7%	0.7%
% of FP17s Relating to Continuations	1	472	0.2%	0.6%	0.6%
% of Patients satisfied with the dentistry they have received	7	8	N/A	93.1%	93.0%
% of Patients satisfied with the time they had to wait for an appointment	7	8	N/A	87.4%	87.5%

* This is based on patients treated on this contract for their most recent course of treatment. Figures in italics indicate the base number of FP17s or Patient Questionnaire responses are less than 100. N/A is shown where the base number of responses is less than 10 during the period. % is calculated as Quantity/Base number*100

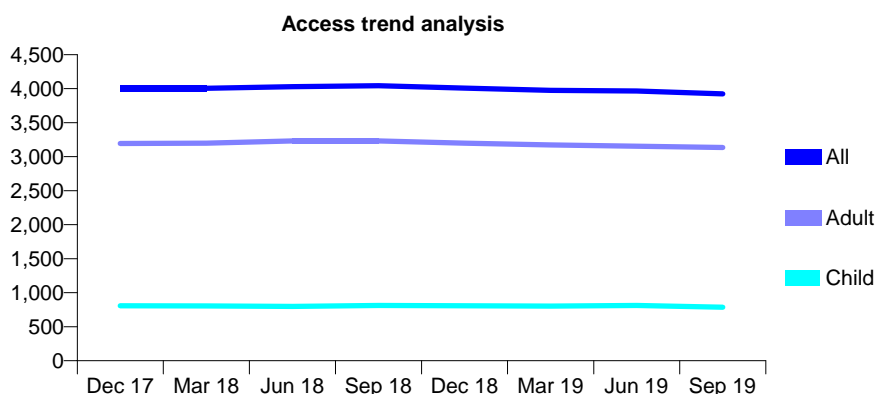
7A5 - Vital Signs At a Glance Contract Report for 830763/0005 - September 2019

Name or company name	MR L ROBERTS
Contract type name	GDS Contract
Purpose of contract	General
Contract start date	01/10/2013
Contract end date	

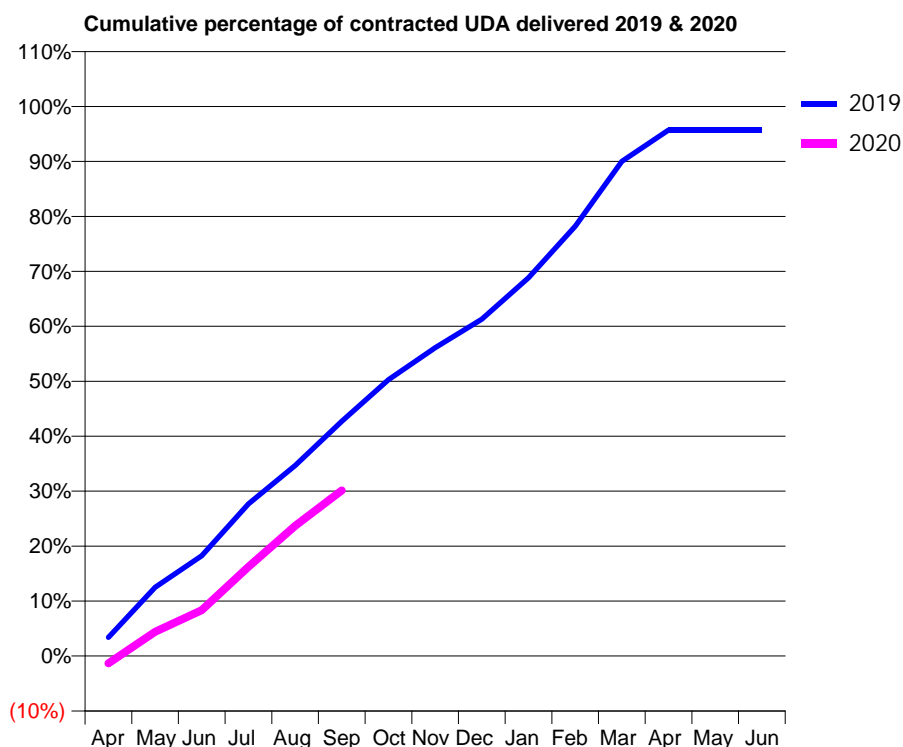
19/20 Contracted general activity (UDA)	13,400
Carry forward general activity (UDA)	576
19/20 Contracted orthodontic activity (UOA)	0
Carry forward orthodontic activity (UOA)	0
Baseline contract value	£333,325.40

ACCESS*

Patients seen in 24 months	Total	Change since previous quarter
Quarter ending September 2018	4,045	
Quarter ending December 2018	4,008	→
Quarter ending March 2019	3,976	→
Quarter ending June 2019	3,966	→
Quarter ending September 2019	3,923	↓
Variance since September 2018	(3.0%)	↓



ACTIVITY



Month	Adjusted Scheduled Activity (UDA)	
	2019	2020
April	457	-180
May	1,675	590
June	2,448	1,118
July	3,710	2,177
August	4,644	3,174
September	5,725	4,036
October	6,740	
November	7,518	
December	8,213	
January	9,224	
February	10,478	
March	12,058	
April	12,823	
May	12,823	
June	12,824	

QUALITY

	Quantity	Base Number	Contract	LHB	Wales
% of FP17s for the same patient ID Re-attending within 3 months - Children	26	431	6.0%	6.1%	10.7%
% of FP17s for the same patient ID Re-attending within 3 months - Adults	316	2,155	14.7%	12.1%	15.4%
% of FP17s for the same patient ID Re-attending between 3 & 9 months - Children	195	431	45.2%	37.9%	60.1%
% of FP17s for the same patient ID Re-attending between 3 & 9 months - Adults	1,204	2,155	55.9%	38.8%	56.7%
% of FP17s for Band 1 Urgent Courses	157	2,284	6.9%	9.9%	9.1%
% of FP17s Relating to Free Repair or Replacements	58	2,284	2.5%	0.7%	0.7%
% of FP17s Relating to Continuations	19	2,284	0.8%	0.6%	0.6%
% of Patients satisfied with the dentistry they have received	9	10	90.0%	93.1%	93.0%
% of Patients satisfied with the time they had to wait for an appointment	9	10	90.0%	87.4%	87.5%

* This is based on patients treated on this contract for their most recent course of treatment. Figures in italics indicate the base number of FP17s or Patient Questionnaire responses are less than 100. N/A is shown where the base number of responses is less than 10 during the period. % is calculated as Quantity/Base number*100

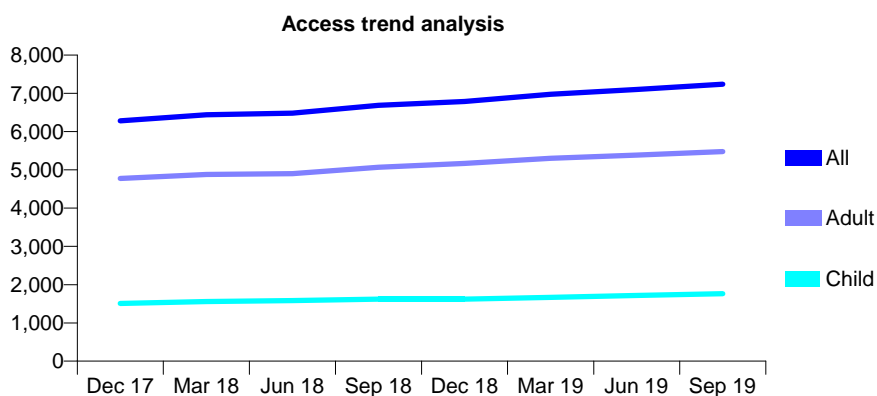
7A5 - Vital Signs At a Glance Contract Report for 885630/0001 - September 2019

Name or company name	MRS P SOOD
Contract type name	Pilot Contract
Purpose of contract	General
Contract start date	15/09/2013
Contract end date	

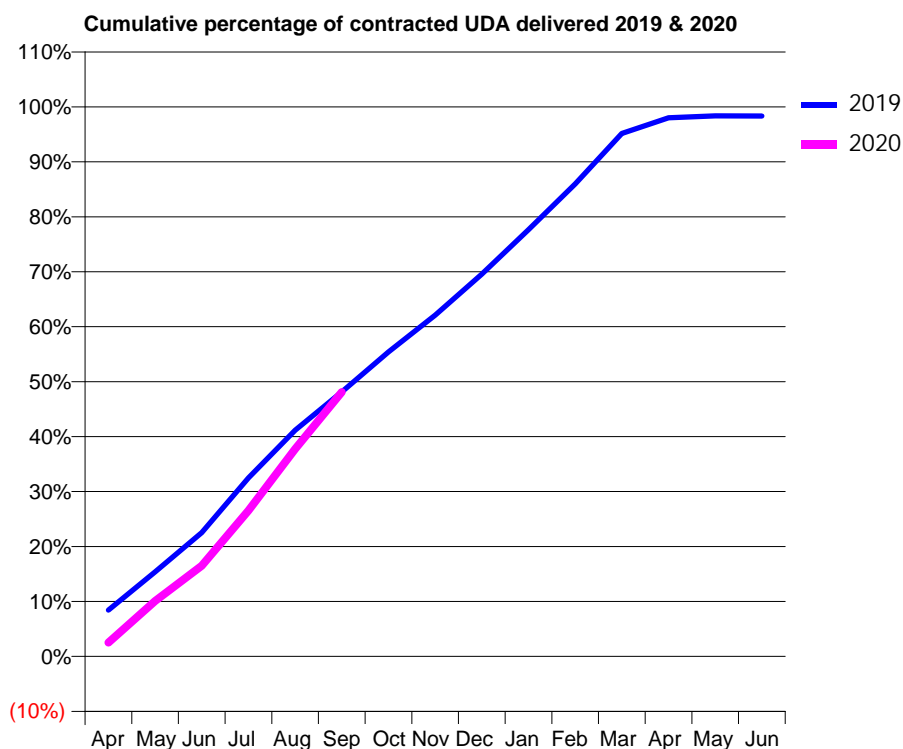
19/20 Contracted general activity (UDA)	21,588
Carry forward general activity (UDA)	393
19/20 Contracted orthodontic activity (UOA)	0
Carry forward orthodontic activity (UOA)	0
Baseline contract value	£570,990.43

ACCESS*

Patients seen in 24 months	Total	Change since previous quarter
Quarter ending September 2018	6,686	
Quarter ending December 2018	6,789	→
Quarter ending March 2019	6,973	↑
Quarter ending June 2019	7,100	→
Quarter ending September 2019	7,239	→
Variance since September 2018	8.3%	↑



ACTIVITY



Month	2019	2020
April	2,006	547
May	3,661	2,180
June	5,359	3,562
July	7,726	5,732
August	9,789	8,146
September	11,449	10,382
October	13,177	
November	14,770	
December	16,543	
January	18,472	
February	20,453	
March	22,634	
April	23,311	
May	23,393	
June	23,391	

QUALITY

	Quantity	Base Number	Contract	LHB	Wales
% of FP17s for the same patient ID Re-attending within 3 months - Children	96	1,321	7.3%	6.1%	10.7%
% of FP17s for the same patient ID Re-attending within 3 months - Adults	534	4,013	13.3%	12.1%	15.4%
% of FP17s for the same patient ID Re-attending between 3 & 9 months - Children	760	1,321	57.5%	37.9%	60.1%
% of FP17s for the same patient ID Re-attending between 3 & 9 months - Adults	2,191	4,013	54.6%	38.8%	56.7%
% of FP17s for Band 1 Urgent Courses	393	4,998	7.9%	9.9%	9.1%
% of FP17s Relating to Free Repair or Replacements	39	4,998	0.8%	0.7%	0.7%
% of FP17s Relating to Continuations	22	4,998	0.4%	0.6%	0.6%
% of Patients satisfied with the dentistry they have received	22	27	81.5%	93.1%	93.0%
% of Patients satisfied with the time they had to wait for an appointment	26	27	96.3%	87.4%	87.5%

* This is based on patients treated on this contract for their most recent course of treatment. Figures in italics indicate the base number of FP17s or Patient Questionnaire responses are less than 100. N/A is shown where the base number of responses is less than 10 during the period. % is calculated as Quantity/Base number*100

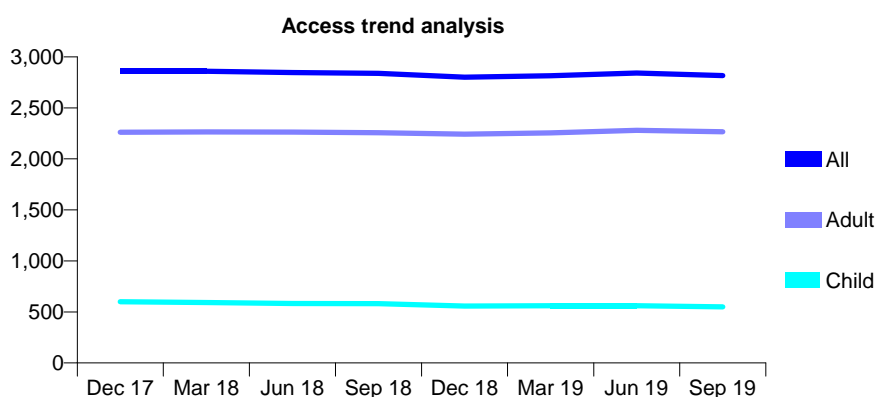
7A5 - Vital Signs At a Glance Contract Report for 925845/0001 - September 2019

Name or company name	MR TM DIN
Contract type name	GDS Contract
Purpose of contract	General
Contract start date	01/04/2006
Contract end date	

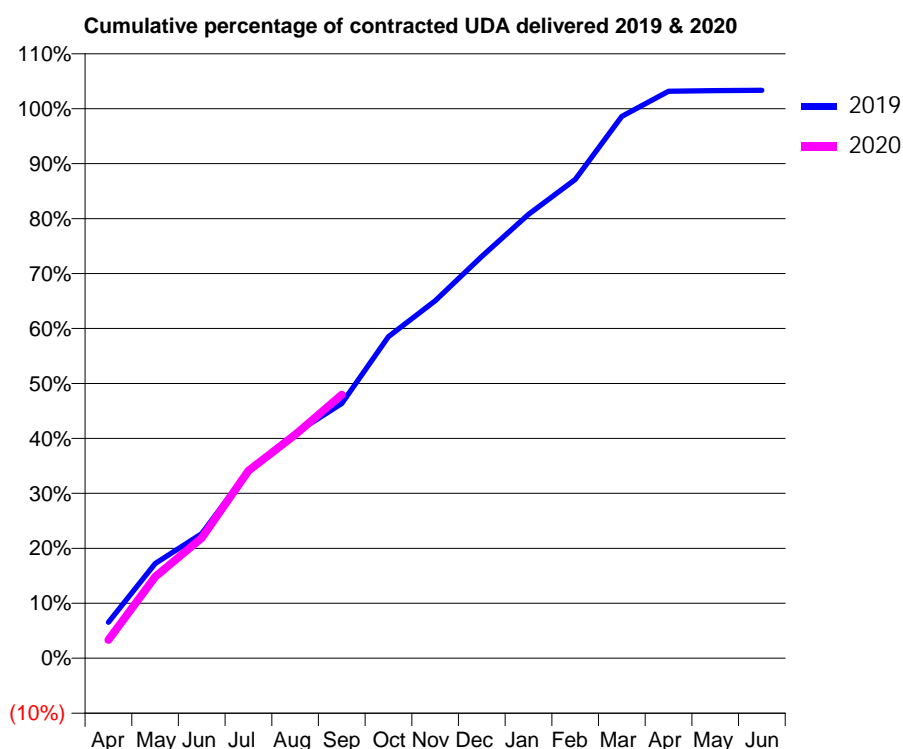
19/20 Contracted general activity (UDA)	7,558
Carry forward general activity (UDA)	-252
19/20 Contracted orthodontic activity (UOA)	0
Carry forward orthodontic activity (UOA)	0
Baseline contract value	£187,742.09

ACCESS*

Patients seen in 24 months	Total	Change since previous quarter
Quarter ending September 2018	2,838	
Quarter ending December 2018	2,800	↓
Quarter ending March 2019	2,815	→
Quarter ending June 2019	2,841	→
Quarter ending September 2019	2,816	→
Variance since September 2018	(0.8%)	→



ACTIVITY



Month	2019	2020
April	495	252
May	1,302	1,119
June	1,714	1,654
July	2,580	2,579
August	3,094	3,075
September	3,502	3,624
October	4,423	
November	4,916	
December	5,524	
January	6,105	
February	6,585	
March	7,452	
April	7,798	
May	7,805	
June	7,810	

QUALITY

	Quantity	Base Number	Contract	LHB	Wales
% of FP17s for the same patient ID Re-attending within 3 months - Children	11	406	2.7%	6.1%	10.7%
% of FP17s for the same patient ID Re-attending within 3 months - Adults	184	1,640	11.2%	12.1%	15.4%
% of FP17s for the same patient ID Re-attending between 3 & 9 months - Children	276	406	68.0%	37.9%	60.1%
% of FP17s for the same patient ID Re-attending between 3 & 9 months - Adults	838	1,640	51.1%	38.8%	56.7%
% of FP17s for Band 1 Urgent Courses	99	1,849	5.4%	9.9%	9.1%
% of FP17s Relating to Free Repair or Replacements	16	1,849	0.9%	0.7%	0.7%
% of FP17s Relating to Continuations	13	1,849	0.7%	0.6%	0.6%
% of Patients satisfied with the dentistry they have received	16	17	94.1%	93.1%	93.0%
% of Patients satisfied with the time they had to wait for an appointment	16	17	94.1%	87.4%	87.5%

* This is based on patients treated on this contract for their most recent course of treatment.

Figures in italics indicate the base number of FP17s or Patient Questionnaire responses are less than 100. N/A is shown where the base number of responses is less than 10 during the period. % is calculated as Quantity/Base number*100

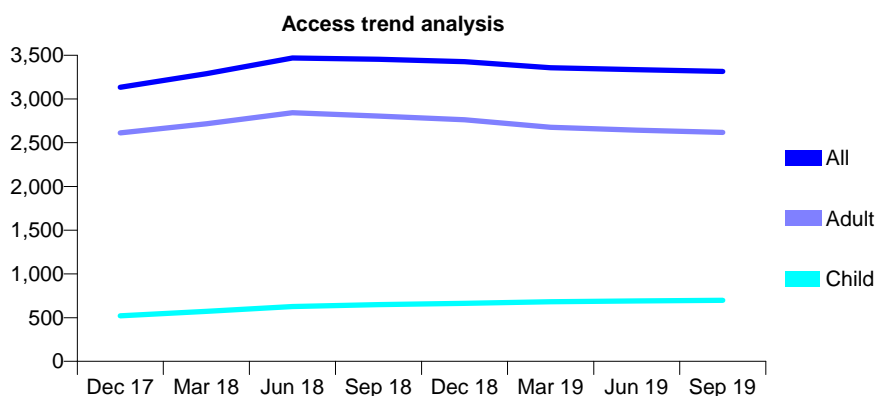
7A5 - Vital Signs At a Glance Contract Report for 976245/0001 - September 2019

Name or company name	MR PJ JONES
Contract type name	Pilot Contract
Purpose of contract	General
Contract start date	16/11/2015
Contract end date	

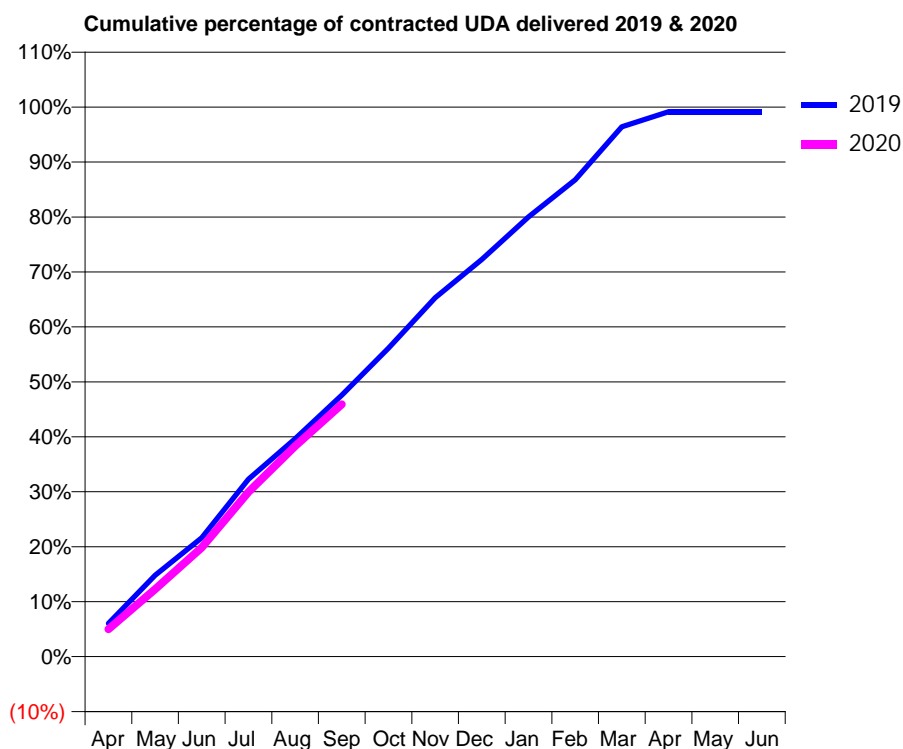
19/20 Contracted general activity (UDA)	8,698
Carry forward general activity (UDA)	78
19/20 Contracted orthodontic activity (UOA)	0
Carry forward orthodontic activity (UOA)	0
Baseline contract value	£256,944.03

ACCESS*

Patients seen in 24 months	Total	Change since previous quarter
Quarter ending September 2018	3,454	
Quarter ending December 2018	3,426	→
Quarter ending March 2019	3,358	↓
Quarter ending June 2019	3,334	→
Quarter ending September 2019	3,314	→
Variance since September 2018	(4.1%)	↓



ACTIVITY



Month	Adjusted Scheduled Activity (UDA)	
	2019	2020
April	556	436
May	1,361	1,066
June	1,987	1,727
July	2,965	2,606
August	3,639	3,331
September	4,368	3,996
October	5,156	
November	5,997	
December	6,633	
January	7,348	
February	7,967	
March	8,850	
April	9,104	
May	9,104	
June	9,104	

QUALITY

	Quantity	Base Number	Contract	LHB	Wales
% of FP17s for the same patient ID Re-attending within 3 months - Children	20	476	4.2%	6.1%	10.7%
% of FP17s for the same patient ID Re-attending within 3 months - Adults	173	1,651	10.5%	12.1%	15.4%
% of FP17s for the same patient ID Re-attending between 3 & 9 months - Children	285	476	59.9%	37.9%	60.1%
% of FP17s for the same patient ID Re-attending between 3 & 9 months - Adults	919	1,651	55.7%	38.8%	56.7%
% of FP17s for Band 1 Urgent Courses	118	2,006	5.9%	9.9%	9.1%
% of FP17s Relating to Free Repair or Replacements	3	2,006	0.1%	0.7%	0.7%
% of FP17s Relating to Continuations	11	2,006	0.5%	0.6%	0.6%
% of Patients satisfied with the dentistry they have received	9	9	N/A	93.1%	93.0%
% of Patients satisfied with the time they had to wait for an appointment	9	9	N/A	87.4%	87.5%

* This is based on patients treated on this contract for their most recent course of treatment. Figures in italics indicate the base number of FP17s or Patient Questionnaire responses are less than 100. N/A is shown where the base number of responses is less than 10 during the period. % is calculated as Quantity/Base number*100

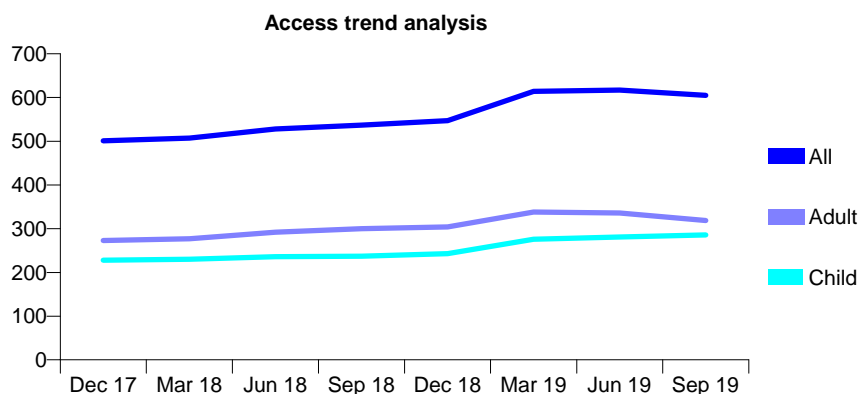
7A6 - Vital Signs At a Glance Contract Report for 100379/0000 - September 2019

Name or company name	Parklands Dental Practice
Contract type name	GDS Contract
Purpose of contract	General
Contract start date	22/03/2017
Contract end date	

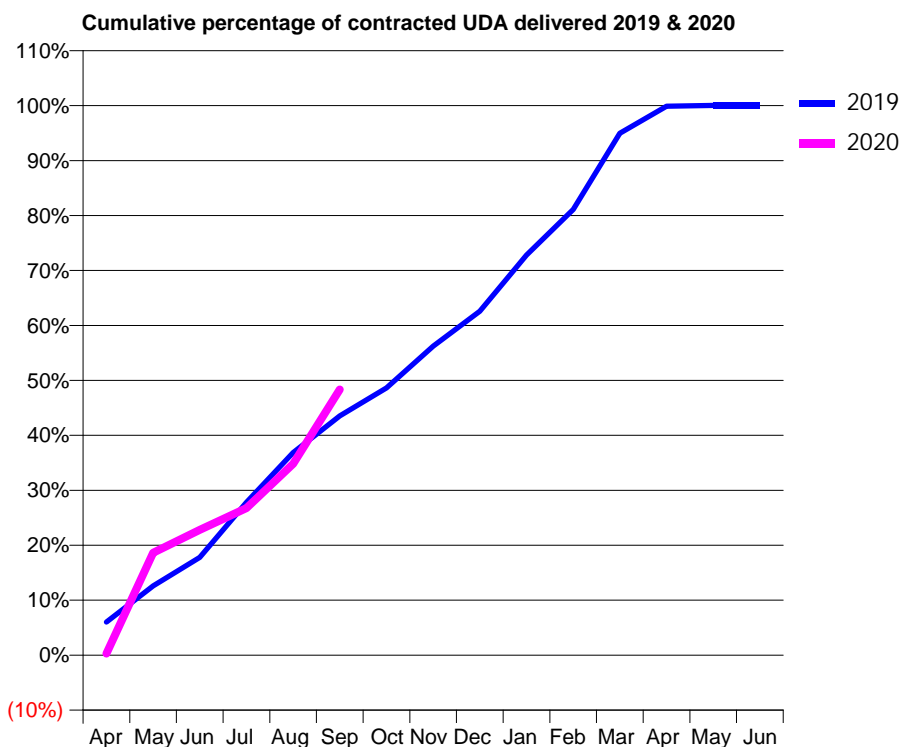
19/20 Contracted general activity (UDA)	1,715
Carry forward general activity (UDA)	-5
19/20 Contracted orthodontic activity (UOA)	0
Carry forward orthodontic activity (UOA)	0
Baseline contract value	£75,810.72

ACCESS*

Patients seen in 24 months	Total	Change since previous quarter
Quarter ending September 2018	537	
Quarter ending December 2018	547	→
Quarter ending March 2019	614	↑
Quarter ending June 2019	617	→
Quarter ending September 2019	605	↓
Variance since September 2018	12.7%	↑



ACTIVITY



Month	Adjusted Scheduled Activity (UDA)	
	2019	2020
April	103	5
May	216	320
June	305	391
July	477	459
August	632	598
September	747	829
October	834	
November	965	
December	1,073	
January	1,248	
February	1,391	
March	1,629	
April	1,713	
May	1,715	
June	1,715	

QUALITY

	Quantity	Base Number	Contract	LHB	Wales
% of FP17s for the same patient ID Re-attending within 3 months - Children	16	232	6.9%	8.8%	10.7%
% of FP17s for the same patient ID Re-attending within 3 months - Adults	28	234	12.0%	14.1%	15.4%
% of FP17s for the same patient ID Re-attending between 3 & 9 months - Children	140	232	60.3%	57.8%	60.1%
% of FP17s for the same patient ID Re-attending between 3 & 9 months - Adults	146	234	62.4%	56.5%	56.7%
% of FP17s for Band 1 Urgent Courses	24	431	5.6%	9.4%	9.1%
% of FP17s Relating to Free Repair or Replacements	2	431	0.5%	0.7%	0.7%
% of FP17s Relating to Continuations	1	431	0.2%	0.5%	0.6%
% of Patients satisfied with the dentistry they have received	0	0	N/A	94.8%	93.0%
% of Patients satisfied with the time they had to wait for an appointment	0	0	N/A	90.1%	87.5%

* This is based on patients treated on this contract for their most recent course of treatment. Figures in italics indicate the base number of FP17s or Patient Questionnaire responses are less than 100. N/A is shown where the base number of responses is less than 10 during the period. % is calculated as Quantity/Base number*100

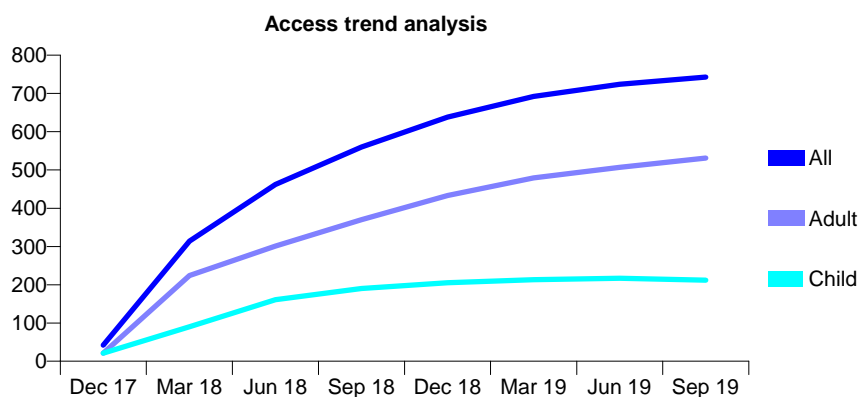
7A6 - Vital Signs At a Glance Contract Report for 100502/0000 - September 2019

Name or company name	MR JW REES
Contract type name	GDS Contract
Purpose of contract	General
Contract start date	06/11/2017
Contract end date	

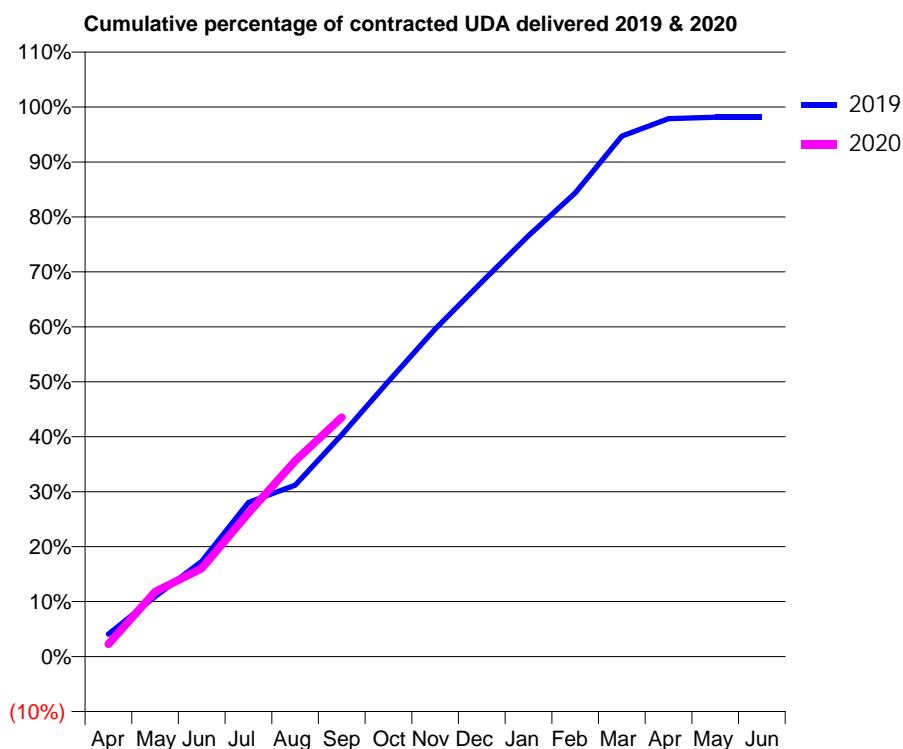
19/20 Contracted general activity (UDA)	1,769
Carry forward general activity (UDA)	20
19/20 Contracted orthodontic activity (UOA)	0
Carry forward orthodontic activity (UOA)	0
Baseline contract value	£45,293.26

ACCESS*

Patients seen in 24 months	Total	Change since previous quarter
Quarter ending September 2018	560	
Quarter ending December 2018	638	↑
Quarter ending March 2019	692	↑
Quarter ending June 2019	724	↑
Quarter ending September 2019	743	↑
Variance since September 2018	32.7%	↑



ACTIVITY



Month	Adjusted Scheduled Activity (UDA)	
	2019	2020
April	72	40
May	194	209
June	307	284
July	496	462
August	552	630
September	714	770
October	886	
November	1,055	
December	1,205	
January	1,355	
February	1,492	
March	1,675	
April	1,732	
May	1,736	
June	1,736	

QUALITY

	Quantity	Base Number	Contract	LHB	Wales
% of FP17s for the same patient ID Re-attending within 3 months - Children	9	153	5.9%	8.8%	10.7%
% of FP17s for the same patient ID Re-attending within 3 months - Adults	30	277	10.8%	14.1%	15.4%
% of FP17s for the same patient ID Re-attending between 3 & 9 months - Children	105	153	68.6%	57.8%	60.1%
% of FP17s for the same patient ID Re-attending between 3 & 9 months - Adults	157	277	56.7%	56.5%	56.7%
% of FP17s for Band 1 Urgent Courses	5	389	1.3%	9.4%	9.1%
% of FP17s Relating to Free Repair or Replacements	0	389	0.0%	0.7%	0.7%
% of FP17s Relating to Continuations	0	389	0.0%	0.5%	0.6%
% of Patients satisfied with the dentistry they have received	3	3	N/A	94.8%	93.0%
% of Patients satisfied with the time they had to wait for an appointment	3	3	N/A	90.1%	87.5%

* This is based on patients treated on this contract for their most recent course of treatment. Figures in italics indicate the base number of FP17s or Patient Questionnaire responses are less than 100. N/A is shown where the base number of responses is less than 10 during the period. % is calculated as Quantity/Base number*100

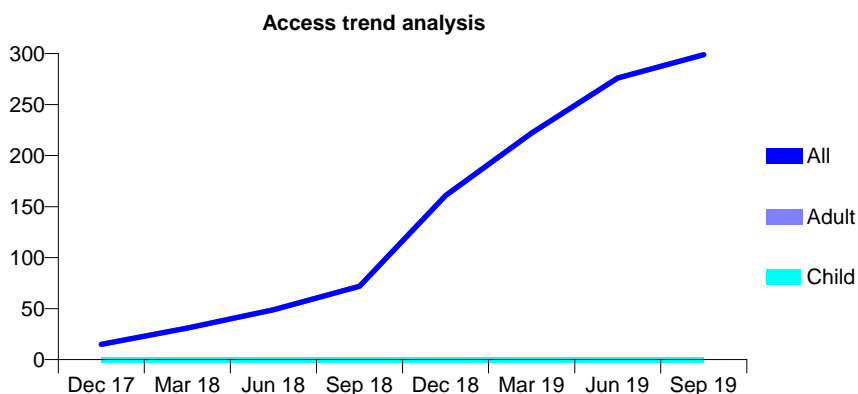
7A6 - Vital Signs At a Glance Contract Report for 100539/0000 - September 2019

Name or company name	Blackwood Dental Centre.
Contract type name	PDS Contract
Purpose of contract	General
Contract start date	13/11/2017
Contract end date	12/11/2019

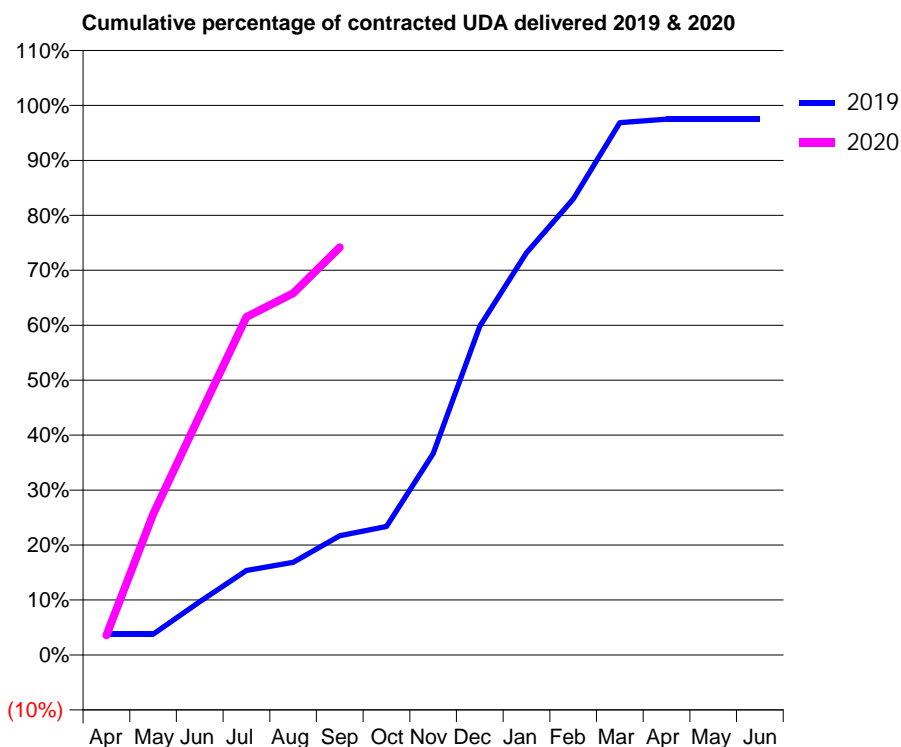
19/20 Contracted general activity (UDA)	586
Carry forward general activity (UDA)	23
19/20 Contracted orthodontic activity (UOA)	0
Carry forward orthodontic activity (UOA)	0
Baseline contract value	£30,103.05

ACCESS*

Patients seen in 24 months	Total	Change since previous quarter
Quarter ending September 2018	72	
Quarter ending December 2018	161	↑
Quarter ending March 2019	222	↑
Quarter ending June 2019	276	↑
Quarter ending September 2019	299	↑
Variance since September 2018	315.3%	↑



ACTIVITY



Month	Adjusted Scheduled Activity (UDA)	
	2019	2020
April	36	21
May	36	150
June	92	255
July	146	360
August	160	386
September	206	435
October	222	
November	348	
December	568	
January	695	
February	788	
March	920	
April	926	
May	926	
June	926	

QUALITY

	Quantity	Base Number	Contract	LHB	Wales
% of FP17s for the same patient ID Re-attending within 3 months - Children	0	0	N/A	8.8%	10.7%
% of FP17s for the same patient ID Re-attending within 3 months - Adults	7	139	5.0%	14.1%	15.4%
% of FP17s for the same patient ID Re-attending between 3 & 9 months - Children	0	0	N/A	57.8%	60.1%
% of FP17s for the same patient ID Re-attending between 3 & 9 months - Adults	43	139	30.9%	56.5%	56.7%
% of FP17s for Band 1 Urgent Courses	3	131	2.3%	9.4%	9.1%
% of FP17s Relating to Free Repair or Replacements	0	131	0.0%	0.7%	0.7%
% of FP17s Relating to Continuations	0	131	0.0%	0.5%	0.6%
% of Patients satisfied with the dentistry they have received	1	1	N/A	94.8%	93.0%
% of Patients satisfied with the time they had to wait for an appointment	1	1	N/A	90.1%	87.5%

* This is based on patients treated on this contract for their most recent course of treatment.

Figures in italics indicate the base number of FP17s or Patient Questionnaire responses are less than 100. N/A is shown where the base number of responses is less than 10 during the period. % is calculated as Quantity/Base number*100

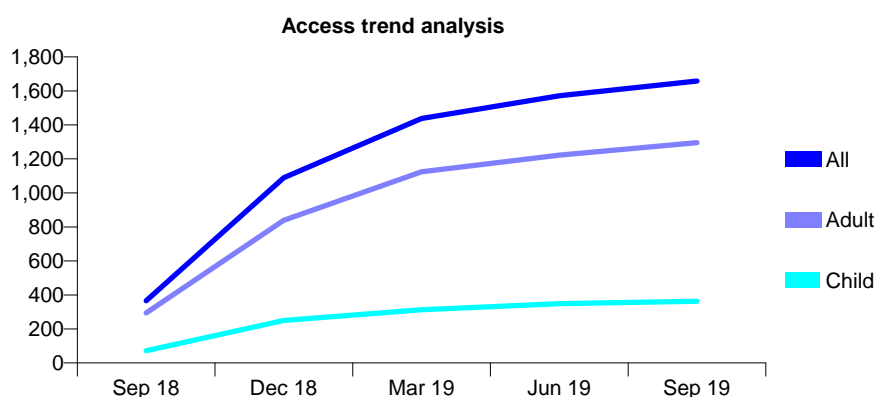
7A6 - Vital Signs At a Glance Contract Report for 100791/0000 - September 2019

Name or company name	MR RE COLLINS
Contract type name	GDS Contract
Purpose of contract	General
Contract start date	21/05/2018
Contract end date	

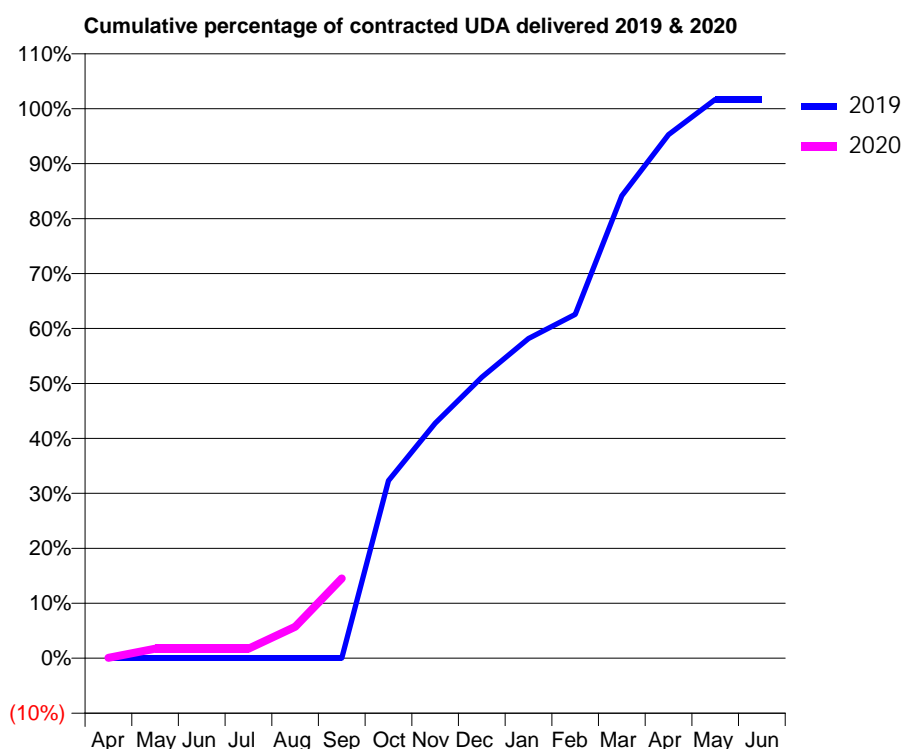
19/20 Contracted general activity (UDA)	6,819
Carry forward general activity (UDA)	0
19/20 Contracted orthodontic activity (UOA)	0
Carry forward orthodontic activity (UOA)	0
Baseline contract value	£174,817.07

ACCESS*

Patients seen in 24 months	Total	Change since previous quarter
Quarter ending September 2018	366	
Quarter ending December 2018	1,089	↑
Quarter ending March 2019	1,437	↑
Quarter ending June 2019	1,571	↑
Quarter ending September 2019	1,658	↑
Variance since September 2018	353.0%	↑



ACTIVITY



Month	2019	2020
April	0	6
May	0	119
June	0	119
July	0	119
August	0	389
September	0	991
October	1,901	
November	2,517	
December	3,008	
January	3,424	
February	3,682	
March	4,951	
April	5,605	
May	5,983	
June	5,983	

QUALITY

	Quantity	Base Number	Contract	LHB	Wales
% of FP17s for the same patient ID Re-attending within 3 months - Children	0	146	0.0%	8.8%	10.7%
% of FP17s for the same patient ID Re-attending within 3 months - Adults	12	482	2.5%	14.1%	15.4%
% of FP17s for the same patient ID Re-attending between 3 & 9 months - Children	42	146	28.8%	57.8%	60.1%
% of FP17s for the same patient ID Re-attending between 3 & 9 months - Adults	163	482	33.8%	56.5%	56.7%
% of FP17s for Band 1 Urgent Courses	0	341	0.0%	9.4%	9.1%
% of FP17s Relating to Free Repair or Replacements	0	341	0.0%	0.7%	0.7%
% of FP17s Relating to Continuations	0	341	0.0%	0.5%	0.6%
% of Patients satisfied with the dentistry they have received	2	2	N/A	94.8%	93.0%
% of Patients satisfied with the time they had to wait for an appointment	2	2	N/A	90.1%	87.5%

* This is based on patients treated on this contract for their most recent course of treatment.

Figures in italics indicate the base number of FP17s or Patient Questionnaire responses are less than 100. N/A is shown where the base number of responses is less than 10 during the period. % is calculated as Quantity/Base number*100

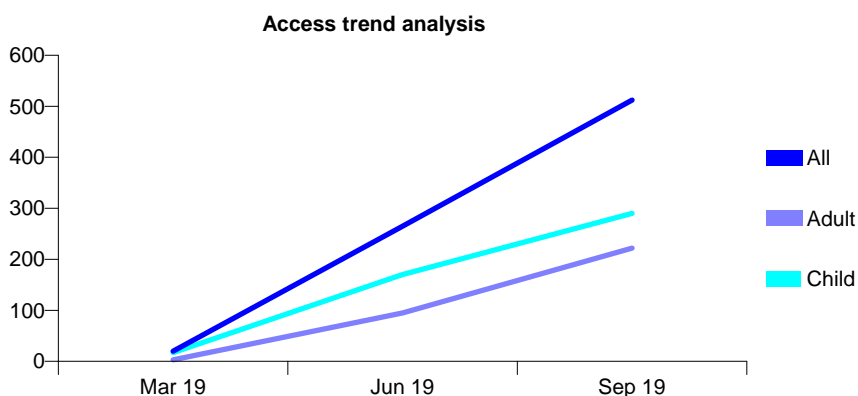
7A6 - Vital Signs At a Glance Contract Report for 100966/0000 - September 2019

Name or company name	MR PL DAVIES
Contract type name	GDS Contract
Purpose of contract	General
Contract start date	20/03/2019
Contract end date	

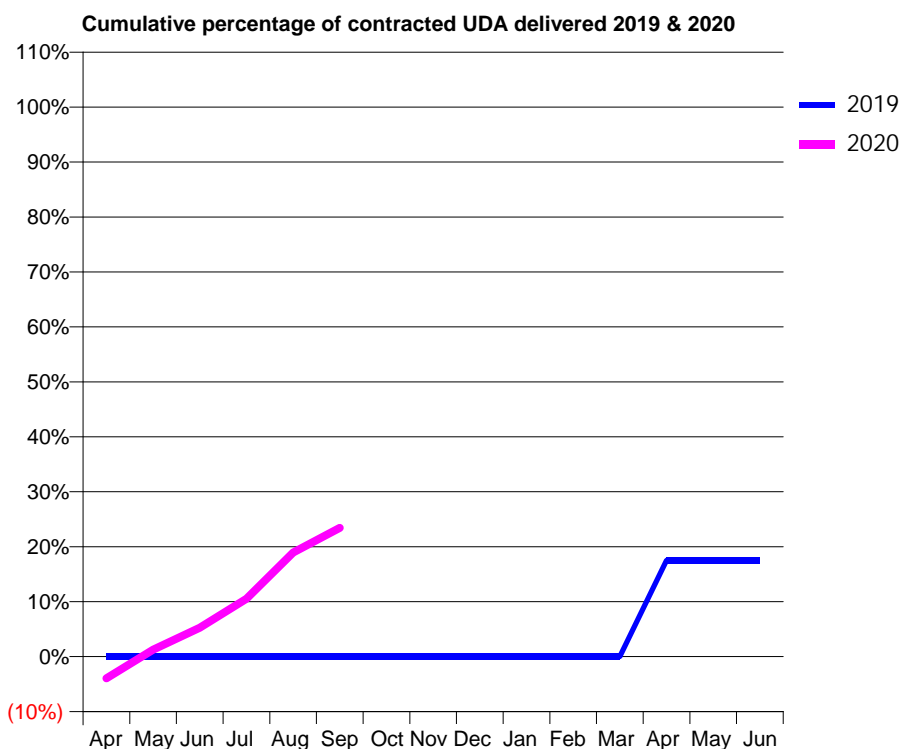
19/20 Contracted general activity (UDA)	4,494
Carry forward general activity (UDA)	224
19/20 Contracted orthodontic activity (UOA)	0
Carry forward orthodontic activity (UOA)	0
Baseline contract value	£123,412.63

ACCESS*

Patients seen in 24 months	Total	Change since previous quarter
Quarter ending September 2018	0	
Quarter ending December 2018	0	
Quarter ending March 2019	20	
Quarter ending June 2019	265	↑
Quarter ending September 2019	512	↑
Variance since September 2018	N/A	



ACTIVITY



Month	Adjusted Scheduled Activity (UDA)	
	2019	2020
April	0	-179
May	0	57
June	0	236
July	0	473
August	0	851
September	0	1,053
October	0	
November	0	
December	0	
January	0	
February	0	
March	0	
April	25	
May	25	
June	25	

QUALITY

	Quantity	Base Number	Contract	LHB	Wales
% of FP17s for the same patient ID Re-attending within 3 months - Children	5	311	1.6%	8.8%	10.7%
% of FP17s for the same patient ID Re-attending within 3 months - Adults	7	240	2.9%	14.1%	15.4%
% of FP17s for the same patient ID Re-attending between 3 & 9 months - Children	1	311	0.3%	57.8%	60.1%
% of FP17s for the same patient ID Re-attending between 3 & 9 months - Adults	1	240	0.4%	56.5%	56.7%
% of FP17s for Band 1 Urgent Courses	26	528	4.9%	9.4%	9.1%
% of FP17s Relating to Free Repair or Replacements	0	528	0.0%	0.7%	0.7%
% of FP17s Relating to Continuations	0	528	0.0%	0.5%	0.6%
% of Patients satisfied with the dentistry they have received	0	0	N/A	94.8%	93.0%
% of Patients satisfied with the time they had to wait for an appointment	0	0	N/A	90.1%	87.5%

* This is based on patients treated on this contract for their most recent course of treatment. Figures in italics indicate the base number of FP17s or Patient Questionnaire responses are less than 100. N/A is shown where the base number of responses is less than 10 during the period. % is calculated as Quantity/Base number*100

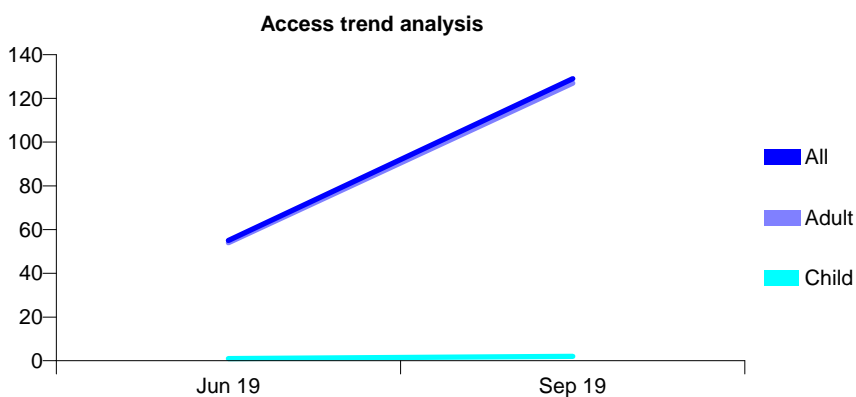
7A6 - Vital Signs At a Glance Contract Report for 101173/0000 - September 2019

Name or company name	Skyrunner Limited
Contract type name	PDS Contract
Purpose of contract	General
Contract start date	01/04/2019
Contract end date	31/03/2022

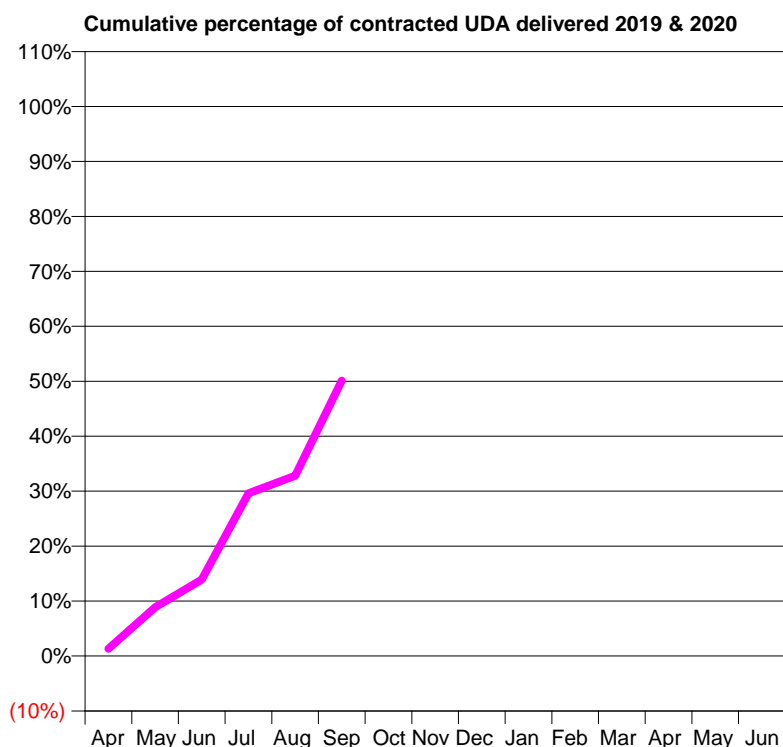
19/20 Contracted general activity (UDA)	453
Carry forward general activity (UDA)	0
19/20 Contracted orthodontic activity (UOA)	0
Carry forward orthodontic activity (UOA)	0
Baseline contract value	£32,185.44

ACCESS*

Patients seen in 24 months	Total	Change since previous quarter
Quarter ending September 2018	0	
Quarter ending December 2018	0	
Quarter ending March 2019	0	
Quarter ending June 2019	55	↑
Quarter ending September 2019	129	↑
Variance since September 2018	N/A	



ACTIVITY



Month	Adjusted Scheduled Activity (UDA)	
	2019	2020
April	0	6
May	0	40
June	0	63
July	0	134
August	0	149
September	0	227
October	0	
November	0	
December	0	
January	0	
February	0	
March	0	
April	0	
May	0	
June	0	

QUALITY

	Quantity	Base Number	Contract	LHB	Wales
% of FP17s for the same patient ID Re-attending within 3 months - Children	0	3	0.0%	8.8%	10.7%
% of FP17s for the same patient ID Re-attending within 3 months - Adults	6	187	3.2%	14.1%	15.4%
% of FP17s for the same patient ID Re-attending between 3 & 9 months - Children	0	3	0.0%	57.8%	60.1%
% of FP17s for the same patient ID Re-attending between 3 & 9 months - Adults	0	187	0.0%	56.5%	56.7%
% of FP17s for Band 1 Urgent Courses	183	190	96.3%	9.4%	9.1%
% of FP17s Relating to Free Repair or Replacements	0	190	0.0%	0.7%	0.7%
% of FP17s Relating to Continuations	0	190	0.0%	0.5%	0.6%
% of Patients satisfied with the dentistry they have received	0	0	N/A	94.8%	93.0%
% of Patients satisfied with the time they had to wait for an appointment	0	0	N/A	90.1%	87.5%

* This is based on patients treated on this contract for their most recent course of treatment. Figures in italics indicate the base number of FP17s or Patient Questionnaire responses are less than 100. N/A is shown where the base number of responses is less than 10 during the period. % is calculated as Quantity/Base number*100

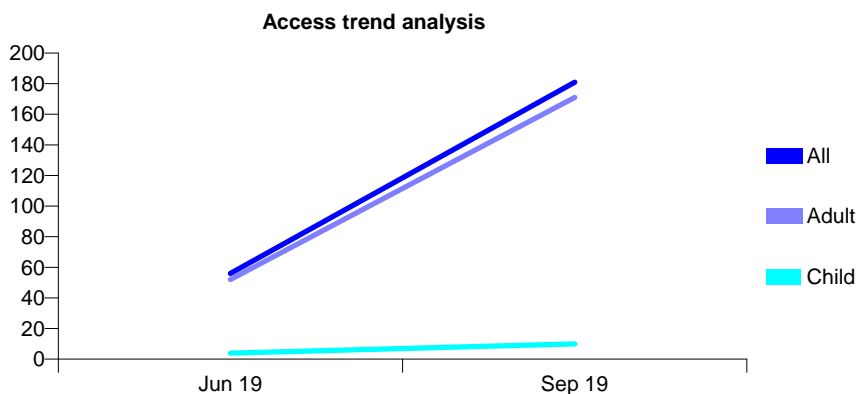
7A6 - Vital Signs At a Glance Contract Report for 101174/0000 - September 2019

Name or company name	Restore Dental Group
Contract type name	PDS Contract
Purpose of contract	General
Contract start date	01/04/2019
Contract end date	31/03/2022

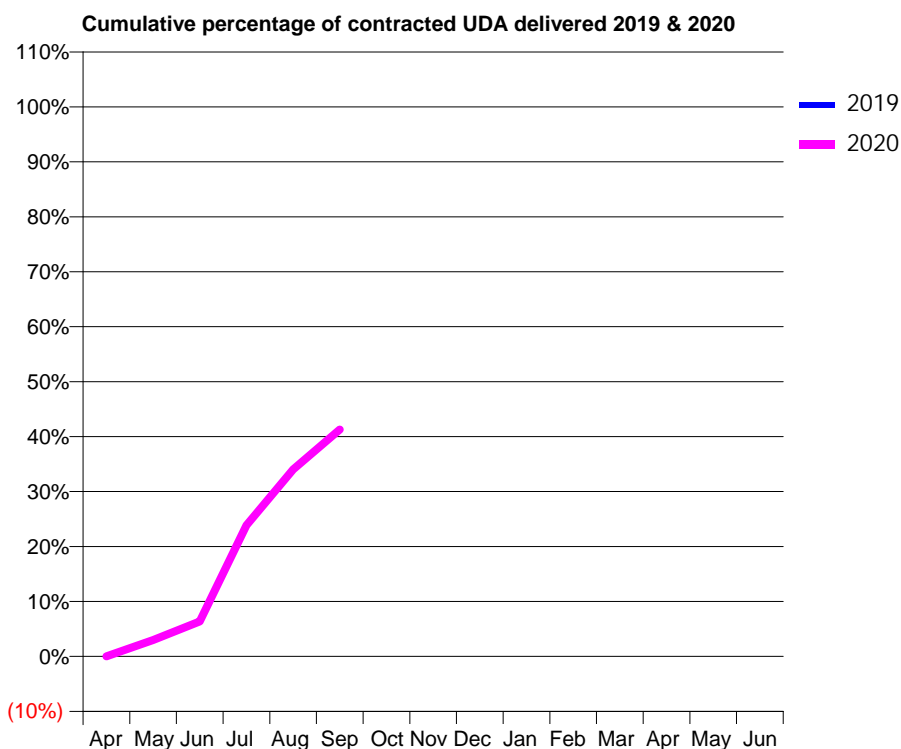
19/20 Contracted general activity (UDA)	641
Carry forward general activity (UDA)	0
19/20 Contracted orthodontic activity (UOA)	0
Carry forward orthodontic activity (UOA)	0
Baseline contract value	£45,468.32

ACCESS*

Patients seen in 24 months	Total	Change since previous quarter
Quarter ending September 2018	0	
Quarter ending December 2018	0	
Quarter ending March 2019	0	
Quarter ending June 2019	56	↑
Quarter ending September 2019	181	↑
Variance since September 2018	N/A	



ACTIVITY



Month	Adjusted Scheduled Activity (UDA)	
	2019	2020
April	0	0
May	0	19
June	0	41
July	0	153
August	0	218
September	0	265
October	0	
November	0	
December	0	
January	0	
February	0	
March	0	
April	0	
May	0	
June	0	

QUALITY

	Quantity	Base Number	Contract	LHB	Wales
% of FP17s for the same patient ID Re-attending within 3 months - Children	2	15	13.3%	8.8%	10.7%
% of FP17s for the same patient ID Re-attending within 3 months - Adults	20	211	9.5%	14.1%	15.4%
% of FP17s for the same patient ID Re-attending between 3 & 9 months - Children	0	15	0.0%	57.8%	60.1%
% of FP17s for the same patient ID Re-attending between 3 & 9 months - Adults	0	211	0.0%	56.5%	56.7%
% of FP17s for Band 1 Urgent Courses	207	226	91.6%	9.4%	9.1%
% of FP17s Relating to Free Repair or Replacements	0	226	0.0%	0.7%	0.7%
% of FP17s Relating to Continuations	0	226	0.0%	0.5%	0.6%
% of Patients satisfied with the dentistry they have received	0	0	N/A	94.8%	93.0%
% of Patients satisfied with the time they had to wait for an appointment	0	0	N/A	90.1%	87.5%

* This is based on patients treated on this contract for their most recent course of treatment. Figures in italics indicate the base number of FP17s or Patient Questionnaire responses are less than 100. N/A is shown where the base number of responses is less than 10 during the period. % is calculated as Quantity/Base number*100

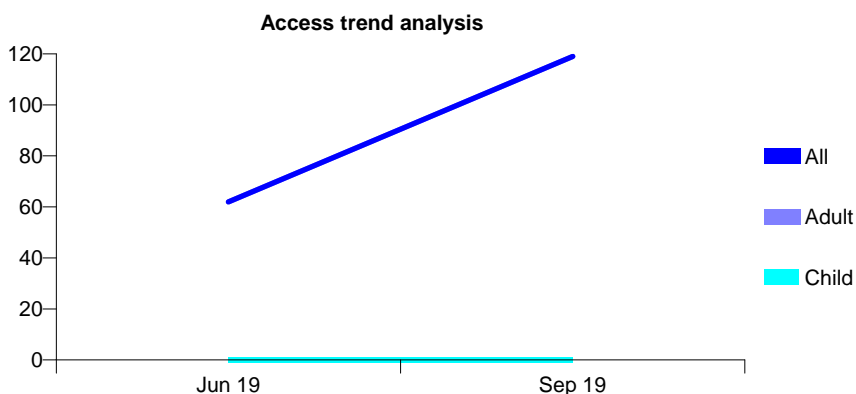
7A6 - Vital Signs At a Glance Contract Report for 101175/0000 - September 2019

Name or company name	Ali Jahanfar & Regina Appah
Contract type name	PDS Contract
Purpose of contract	General
Contract start date	01/04/2019
Contract end date	31/03/2022

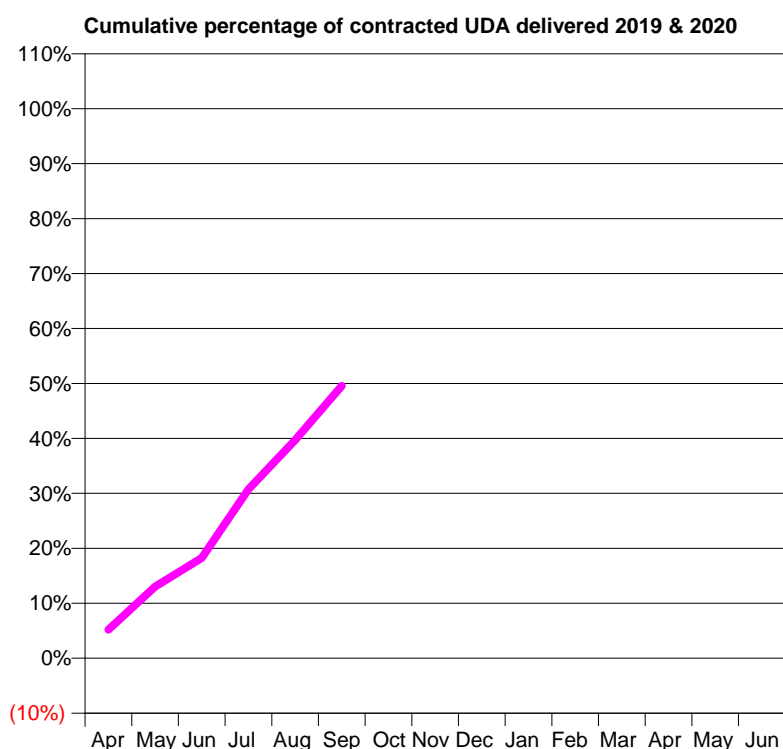
19/20 Contracted general activity (UDA)	414
Carry forward general activity (UDA)	0
19/20 Contracted orthodontic activity (UOA)	0
Carry forward orthodontic activity (UOA)	0
Baseline contract value	£29,375.60

ACCESS*

Patients seen in 24 months	Total	Change since previous quarter
Quarter ending September 2018	0	
Quarter ending December 2018	0	
Quarter ending March 2019	0	
Quarter ending June 2019	62	↑
Quarter ending September 2019	119	↑
Variance since September 2018	N/A	



ACTIVITY



Month	Adjusted Scheduled Activity (UDA)	
	2019	2020
April	0	22
May	0	54
June	0	76
July	0	127
August	0	164
September	0	205
October	0	
November	0	
December	0	
January	0	
February	0	
March	0	
April	0	
May	0	
June	0	

QUALITY

	Quantity	Base Number	Contract	LHB	Wales
% of FP17s for the same patient ID Re-attending within 3 months - Children	0	0	N/A	8.8%	10.7%
% of FP17s for the same patient ID Re-attending within 3 months - Adults	5	171	2.9%	14.1%	15.4%
% of FP17s for the same patient ID Re-attending between 3 & 9 months - Children	0	0	N/A	57.8%	60.1%
% of FP17s for the same patient ID Re-attending between 3 & 9 months - Adults	0	171	0.0%	56.5%	56.7%
% of FP17s for Band 1 Urgent Courses	171	171	100.0%	9.4%	9.1%
% of FP17s Relating to Free Repair or Replacements	0	171	0.0%	0.7%	0.7%
% of FP17s Relating to Continuations	0	171	0.0%	0.5%	0.6%
% of Patients satisfied with the dentistry they have received	0	0	N/A	94.8%	93.0%
% of Patients satisfied with the time they had to wait for an appointment	0	0	N/A	90.1%	87.5%

* This is based on patients treated on this contract for their most recent course of treatment. Figures in italics indicate the base number of FP17s or Patient Questionnaire responses are less than 100. N/A is shown where the base number of responses is less than 10 during the period. % is calculated as Quantity/Base number*100

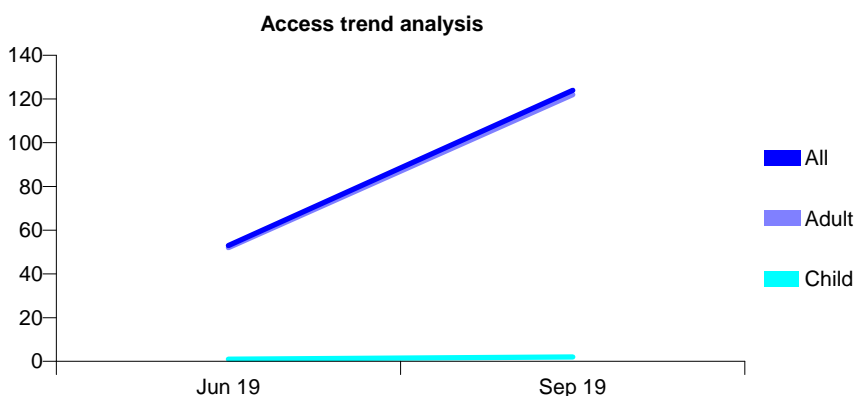
7A6 - Vital Signs At a Glance Contract Report for 101176/0000 - September 2019

Name or company name	Risca Dental Practice Limited
Contract type name	PDS Contract
Purpose of contract	General
Contract start date	01/04/2019
Contract end date	31/03/2022

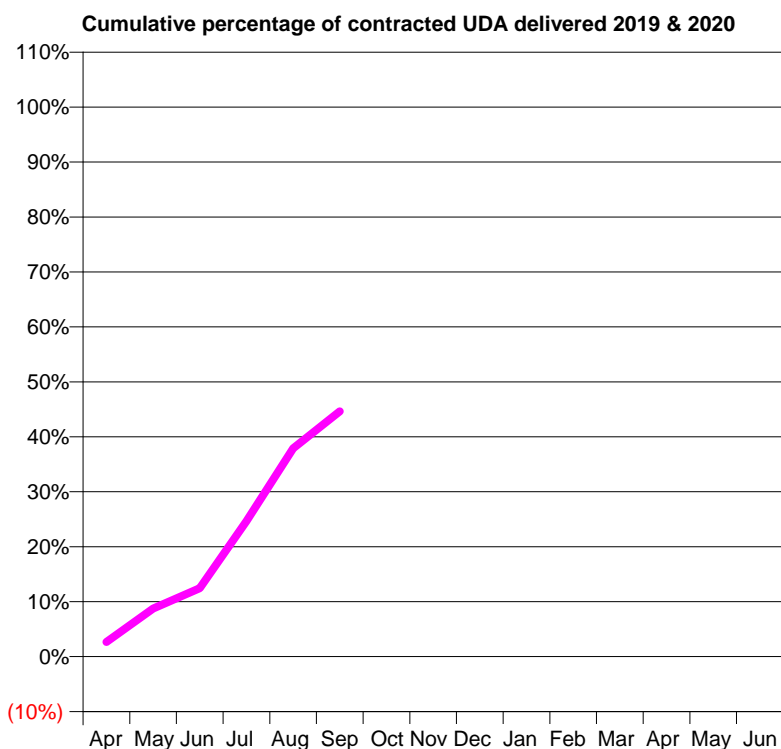
19/20 Contracted general activity (UDA)	453
Carry forward general activity (UDA)	0
19/20 Contracted orthodontic activity (UOA)	0
Carry forward orthodontic activity (UOA)	0
Baseline contract value	£32,185.44

ACCESS*

Patients seen in 24 months	Total	Change since previous quarter
Quarter ending September 2018	0	
Quarter ending December 2018	0	
Quarter ending March 2019	0	
Quarter ending June 2019	53	↑
Quarter ending September 2019	124	↑
Variance since September 2018	N/A	



ACTIVITY



Month	Adjusted Scheduled Activity (UDA)	
	2019	2020
April	0	12
May	0	40
June	0	56
July	0	112
August	0	172
September	0	202
October	0	
November	0	
December	0	
January	0	
February	0	
March	0	
April	0	
May	0	
June	0	

QUALITY

	Quantity	Base Number	Contract	LHB	Wales
% of FP17s for the same patient ID Re-attending within 3 months - Children	0	4	0.0%	8.8%	10.7%
% of FP17s for the same patient ID Re-attending within 3 months - Adults	1	166	0.6%	14.1%	15.4%
% of FP17s for the same patient ID Re-attending between 3 & 9 months - Children	0	4	0.0%	57.8%	60.1%
% of FP17s for the same patient ID Re-attending between 3 & 9 months - Adults	1	166	0.6%	56.5%	56.7%
% of FP17s for Band 1 Urgent Courses	169	170	99.4%	9.4%	9.1%
% of FP17s Relating to Free Repair or Replacements	0	170	0.0%	0.7%	0.7%
% of FP17s Relating to Continuations	0	170	0.0%	0.5%	0.6%
% of Patients satisfied with the dentistry they have received	0	0	N/A	94.8%	93.0%
% of Patients satisfied with the time they had to wait for an appointment	0	0	N/A	90.1%	87.5%

* This is based on patients treated on this contract for their most recent course of treatment. Figures in italics indicate the base number of FP17s or Patient Questionnaire responses are less than 100. N/A is shown where the base number of responses is less than 10 during the period. % is calculated as Quantity/Base number*100

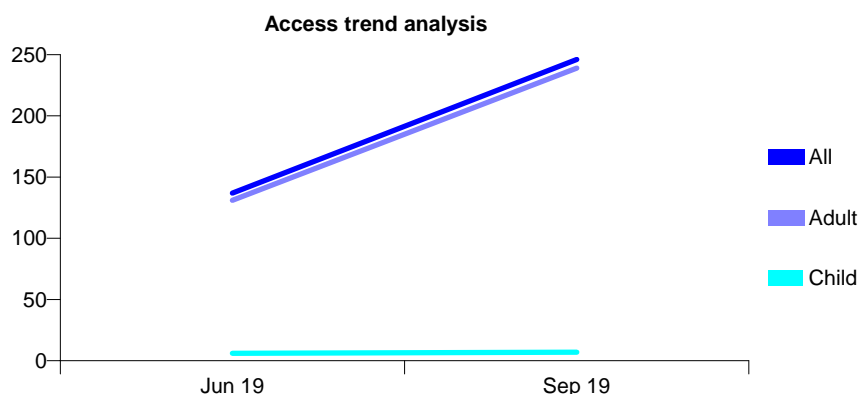
7A6 - Vital Signs At a Glance Contract Report for 101177/0000 - September 2019

Name or company name	Devon Place Limited
Contract type name	PDS Contract
Purpose of contract	General
Contract start date	01/04/2019
Contract end date	31/03/2022

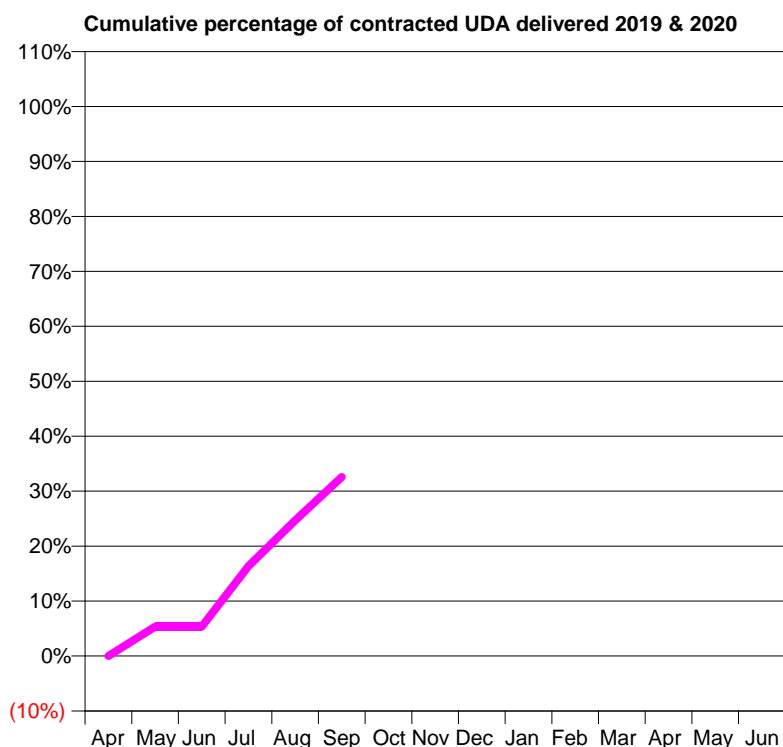
19/20 Contracted general activity (UDA)	1,414
Carry forward general activity (UDA)	0
19/20 Contracted orthodontic activity (UOA)	0
Carry forward orthodontic activity (UOA)	0
Baseline contract value	£100,302.77

ACCESS*

Patients seen in 24 months	Total	Change since previous quarter
Quarter ending September 2018	0	
Quarter ending December 2018	0	
Quarter ending March 2019	0	
Quarter ending June 2019	137	↑
Quarter ending September 2019	246	↑
Variance since September 2018	N/A	



ACTIVITY



Month	Adjusted Scheduled Activity (UDA)	
	2019	2020
April	0	0
May	0	76
June	0	76
July	0	232
August	0	349
September	0	461
October	0	
November	0	
December	0	
January	0	
February	0	
March	0	
April	0	
May	0	
June	0	

QUALITY

	Quantity	Base Number	Contract	LHB	Wales
% of FP17s for the same patient ID Re-attending within 3 months - Children	0	13	0.0%	8.8%	10.7%
% of FP17s for the same patient ID Re-attending within 3 months - Adults	16	371	4.3%	14.1%	15.4%
% of FP17s for the same patient ID Re-attending between 3 & 9 months - Children	0	13	0.0%	57.8%	60.1%
% of FP17s for the same patient ID Re-attending between 3 & 9 months - Adults	0	371	0.0%	56.5%	56.7%
% of FP17s for Band 1 Urgent Courses	384	384	100.0%	9.4%	9.1%
% of FP17s Relating to Free Repair or Replacements	0	384	0.0%	0.7%	0.7%
% of FP17s Relating to Continuations	0	384	0.0%	0.5%	0.6%
% of Patients satisfied with the dentistry they have received	0	0	N/A	94.8%	93.0%
% of Patients satisfied with the time they had to wait for an appointment	0	0	N/A	90.1%	87.5%

* This is based on patients treated on this contract for their most recent course of treatment. Figures in italics indicate the base number of FP17s or Patient Questionnaire responses are less than 100. N/A is shown where the base number of responses is less than 10 during the period. % is calculated as Quantity/Base number*100

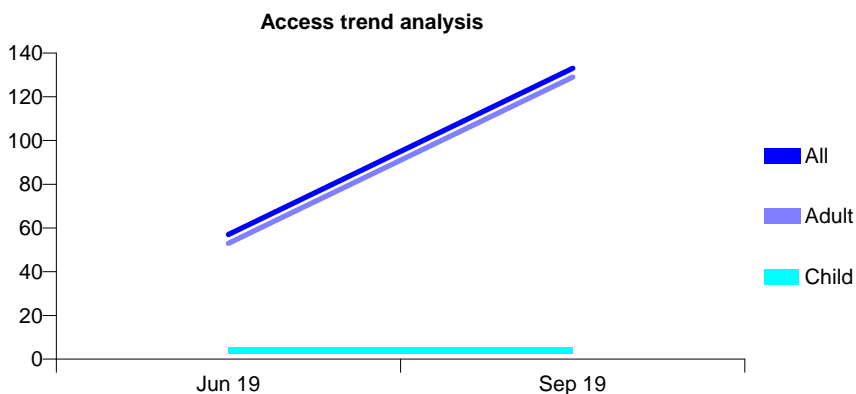
7A6 - Vital Signs At a Glance Contract Report for 101178/0000 - September 2019

Name or company name	A & M Jones Healthcare Ltd
Contract type name	PDS Contract
Purpose of contract	General
Contract start date	01/04/2019
Contract end date	31/03/2022

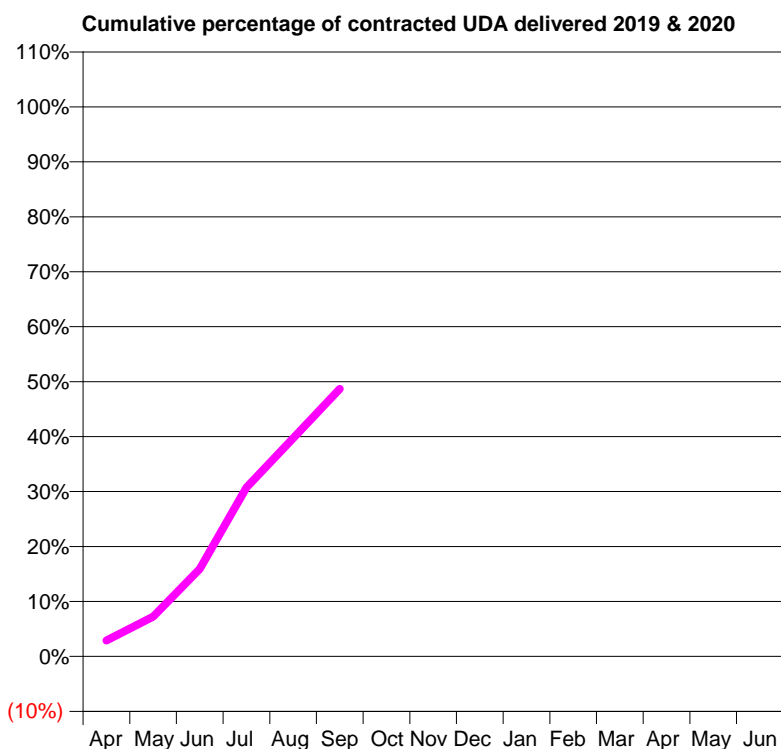
19/20 Contracted general activity (UDA)	414
Carry forward general activity (UDA)	0
19/20 Contracted orthodontic activity (UOA)	0
Carry forward orthodontic activity (UOA)	0
Baseline contract value	£29,375.60

ACCESS*

Patients seen in 24 months	Total	Change since previous quarter
Quarter ending September 2018	0	
Quarter ending December 2018	0	
Quarter ending March 2019	0	
Quarter ending June 2019	57	↑
Quarter ending September 2019	133	↑
Variance since September 2018	N/A	



ACTIVITY



Month	Adjusted Scheduled Activity (UDA)	
	2019	2020
April	0	12
May	0	30
June	0	66
July	0	127
August	0	164
September	0	202
October	0	
November	0	
December	0	
January	0	
February	0	
March	0	
April	0	
May	0	
June	0	

QUALITY

	Quantity	Base Number	Contract	LHB	Wales
% of FP17s for the same patient ID Re-attending within 3 months - Children	0	6	0.0%	8.8%	10.7%
% of FP17s for the same patient ID Re-attending within 3 months - Adults	5	162	3.1%	14.1%	15.4%
% of FP17s for the same patient ID Re-attending between 3 & 9 months - Children	0	6	0.0%	57.8%	60.1%
% of FP17s for the same patient ID Re-attending between 3 & 9 months - Adults	0	162	0.0%	56.5%	56.7%
% of FP17s for Band 1 Urgent Courses	168	168	100.0%	9.4%	9.1%
% of FP17s Relating to Free Repair or Replacements	0	168	0.0%	0.7%	0.7%
% of FP17s Relating to Continuations	0	168	0.0%	0.5%	0.6%
% of Patients satisfied with the dentistry they have received	0	0	N/A	94.8%	93.0%
% of Patients satisfied with the time they had to wait for an appointment	0	0	N/A	90.1%	87.5%

* This is based on patients treated on this contract for their most recent course of treatment. Figures in italics indicate the base number of FP17s or Patient Questionnaire responses are less than 100. N/A is shown where the base number of responses is less than 10 during the period. % is calculated as Quantity/Base number*100

7A6 - Vital Signs At a Glance Contract Report for 101250/0000 - September 2019


Name or company name	94 Dental
Contract type name	PDS Contract
Purpose of contract	General
Contract start date	01/09/2019
Contract end date	31/03/2022

19/20 Contracted general activity (UDA)	328
Carry forward general activity (UDA)	0
19/20 Contracted orthodontic activity (UOA)	0
Carry forward orthodontic activity (UOA)	0
Baseline contract value	£23,245.04

ACCESS*

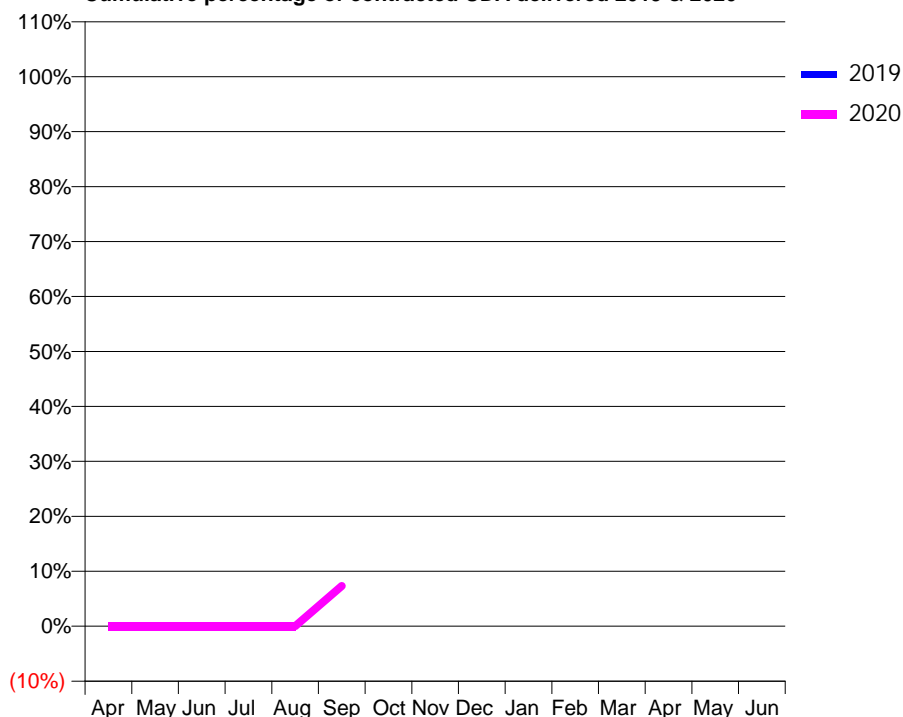
Patients seen in 24 months	Total	Change since previous quarter
Quarter ending September 2018	0	
Quarter ending December 2018	0	
Quarter ending March 2019	0	
Quarter ending June 2019	0	
Quarter ending September 2019	22	↑
Variance since September 2018	N/A	

Access trend analysis



ACTIVITY

Cumulative percentage of contracted UDA delivered 2019 & 2020



Adjusted Scheduled Activity (UDA)

Month	2019	2020
April	0	0
May	0	0
June	0	0
July	0	0
August	0	0
September	0	24
October	0	0
November	0	0
December	0	0
January	0	0
February	0	0
March	0	0
April	0	0
May	0	0
June	0	0

QUALITY

	Quantity	Base Number	Contract	LHB	Wales
% of FP17s for the same patient ID Re-attending within 3 months - Children	0	0	N/A	8.8%	10.7%
% of FP17s for the same patient ID Re-attending within 3 months - Adults	0	20	0.0%	14.1%	15.4%
% of FP17s for the same patient ID Re-attending between 3 & 9 months - Children	0	0	N/A	57.8%	60.1%
% of FP17s for the same patient ID Re-attending between 3 & 9 months - Adults	0	20	0.0%	56.5%	56.7%
% of FP17s for Band 1 Urgent Courses	20	20	100.0%	9.4%	9.1%
% of FP17s Relating to Free Repair or Replacements	0	20	0.0%	0.7%	0.7%
% of FP17s Relating to Continuations	0	20	0.0%	0.5%	0.6%
% of Patients satisfied with the dentistry they have received	0	0	N/A	94.8%	93.0%
% of Patients satisfied with the time they had to wait for an appointment	0	0	N/A	90.1%	87.5%

* This is based on patients treated on this contract for their most recent course of treatment.

Figures in italics indicate the base number of FP17s or Patient Questionnaire responses are less than 100. N/A is shown where the base number of responses is less than 10 during the period. % is calculated as Quantity/Base number*100

7A6 - Vital Signs At a Glance Contract Report for 101251/0000 - September 2019


Name or company name	Malpas Dental Practice Limited
Contract type name	PDS Contract
Purpose of contract	General
Contract start date	01/09/2019
Contract end date	31/03/2022

19/20 Contracted general activity (UDA)	328
Carry forward general activity (UDA)	0
19/20 Contracted orthodontic activity (UOA)	0
Carry forward orthodontic activity (UOA)	0
Baseline contract value	£23,245.04

ACCESS*

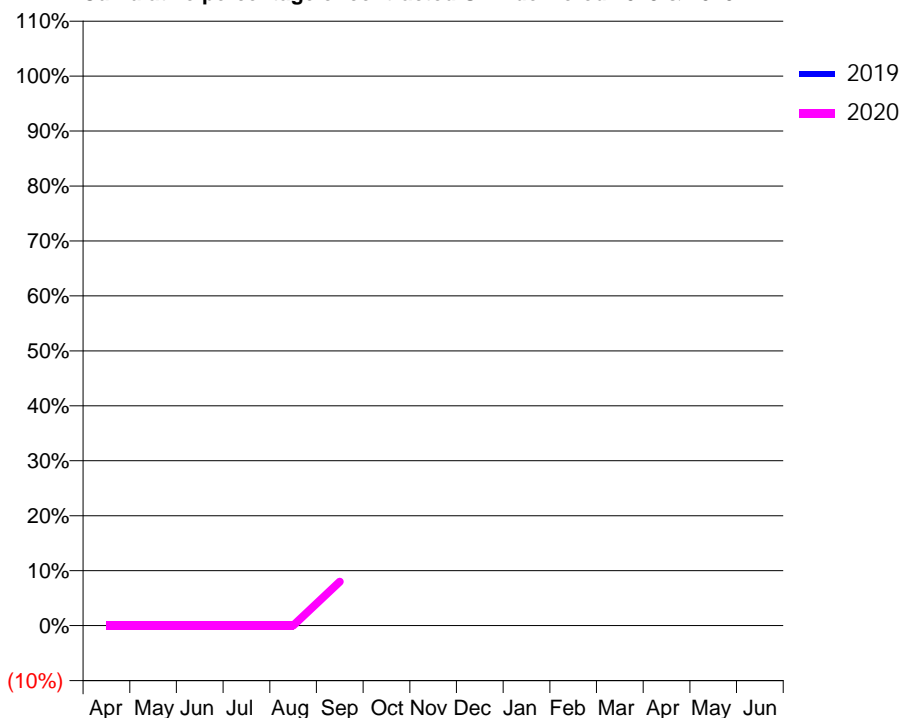
Patients seen in 24 months	Total	Change since previous quarter
Quarter ending September 2018	0	
Quarter ending December 2018	0	
Quarter ending March 2019	0	
Quarter ending June 2019	0	
Quarter ending September 2019	29	↑
Variance since September 2018	N/A	

Access trend analysis



ACTIVITY

Cumulative percentage of contracted UDA delivered 2019 & 2020



Adjusted Scheduled Activity (UDA)

Month	2019	2020
April	0	0
May	0	0
June	0	0
July	0	0
August	0	0
September	0	26
October	0	0
November	0	0
December	0	0
January	0	0
February	0	0
March	0	0
April	0	0
May	0	0
June	0	0

QUALITY

	Quantity	Base Number	Contract	LHB	Wales
% of FP17s for the same patient ID Re-attending within 3 months - Children	0	1	0.0%	8.8%	10.7%
% of FP17s for the same patient ID Re-attending within 3 months - Adults	0	21	0.0%	14.1%	15.4%
% of FP17s for the same patient ID Re-attending between 3 & 9 months - Children	0	1	0.0%	57.8%	60.1%
% of FP17s for the same patient ID Re-attending between 3 & 9 months - Adults	0	21	0.0%	56.5%	56.7%
% of FP17s for Band 1 Urgent Courses	21	22	95.5%	9.4%	9.1%
% of FP17s Relating to Free Repair or Replacements	0	22	0.0%	0.7%	0.7%
% of FP17s Relating to Continuations	0	22	0.0%	0.5%	0.6%
% of Patients satisfied with the dentistry they have received	0	0	N/A	94.8%	93.0%
% of Patients satisfied with the time they had to wait for an appointment	0	0	N/A	90.1%	87.5%

* This is based on patients treated on this contract for their most recent course of treatment.

Figures in italics indicate the base number of FP17s or Patient Questionnaire responses are less than 100. N/A is shown where the base number of responses is less than 10 during the period. % is calculated as Quantity/Base number*100

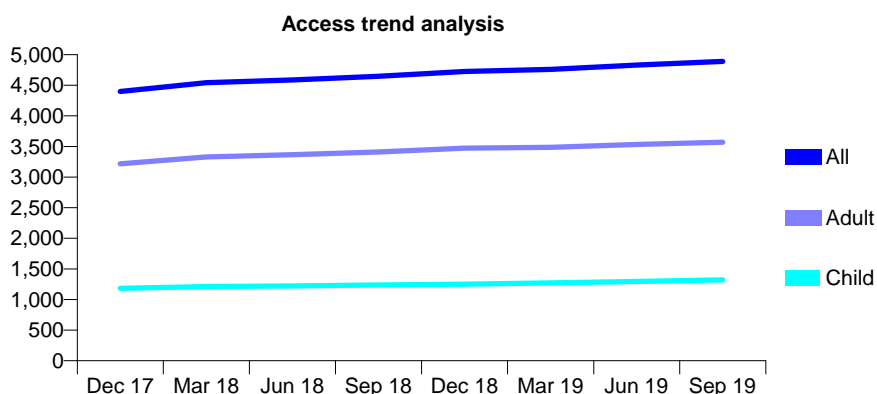
7A6 - Vital Signs At a Glance Contract Report for 101281/0135 - September 2019

Name or company name	OASIS DENTAL CARE LTD
Contract type name	GDS Contract
Purpose of contract	General
Contract start date	01/04/2006
Contract end date	

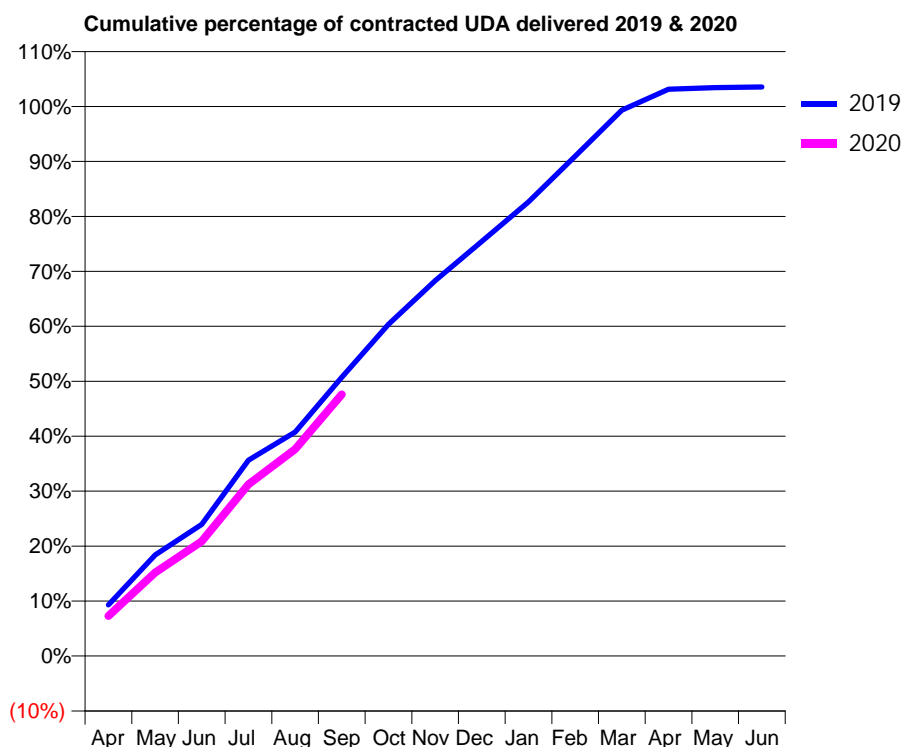
19/20 Contracted general activity (UDA)	16,432
Carry forward general activity (UDA)	-600
19/20 Contracted orthodontic activity (UOA)	0
Carry forward orthodontic activity (UOA)	0
Baseline contract value	£418,923.42

ACCESS*

Patients seen in 24 months	Total	Change since previous quarter
Quarter ending September 2018	4,648	
Quarter ending December 2018	4,726	→
Quarter ending March 2019	4,760	→
Quarter ending June 2019	4,829	→
Quarter ending September 2019	4,891	→
Variance since September 2018	5.2%	↑



ACTIVITY



Month	Adjusted Scheduled Activity (UDA)	
	2019	2020
April	1,528	1,198
May	3,024	2,494
June	3,939	3,430
July	5,857	5,132
August	6,696	6,187
September	8,332	7,821
October	9,920	
November	11,223	
December	12,394	
January	13,578	
February	14,946	
March	16,318	
April	16,947	
May	16,994	
June	17,013	

QUALITY

	Quantity	Base Number	Contract	LHB	Wales
% of FP17s for the same patient ID Re-attending within 3 months - Children	72	1,080	6.7%	8.8%	10.7%
% of FP17s for the same patient ID Re-attending within 3 months - Adults	368	2,727	13.5%	14.1%	15.4%
% of FP17s for the same patient ID Re-attending between 3 & 9 months - Children	707	1,080	65.5%	57.8%	60.1%
% of FP17s for the same patient ID Re-attending between 3 & 9 months - Adults	1,714	2,727	62.9%	56.5%	56.7%
% of FP17s for Band 1 Urgent Courses	295	3,506	8.4%	9.4%	9.1%
% of FP17s Relating to Free Repair or Replacements	47	3,506	1.3%	0.7%	0.7%
% of FP17s Relating to Continuations	32	3,506	0.9%	0.5%	0.6%
% of Patients satisfied with the dentistry they have received	6	6	N/A	94.8%	93.0%
% of Patients satisfied with the time they had to wait for an appointment	6	6	N/A	90.1%	87.5%

* This is based on patients treated on this contract for their most recent course of treatment. Figures in italics indicate the base number of FP17s or Patient Questionnaire responses are less than 100. N/A is shown where the base number of responses is less than 10 during the period. % is calculated as Quantity/Base number*100

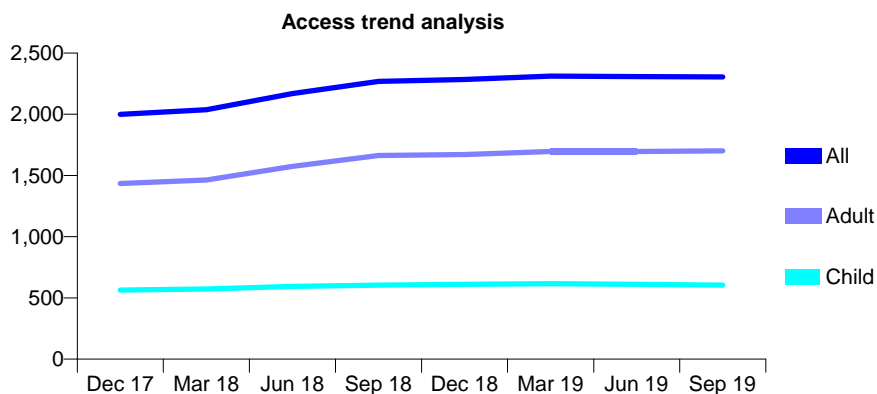
7A6 - Vital Signs At a Glance Contract Report for 101281/0136 - September 2019

Name or company name	OASIS DENTAL CARE LTD
Contract type name	GDS Contract
Purpose of contract	General
Contract start date	01/04/2006
Contract end date	

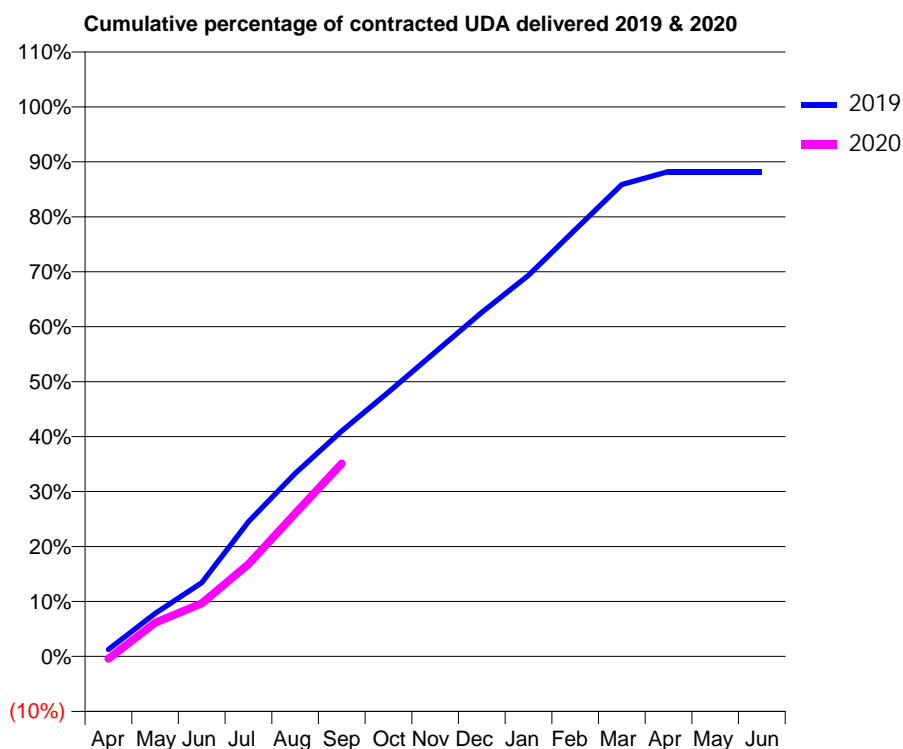
19/20 Contracted general activity (UDA)	6,487
Carry forward general activity (UDA)	324
19/20 Contracted orthodontic activity (UOA)	0
Carry forward orthodontic activity (UOA)	0
Baseline contract value	£168,078.60

ACCESS*

Patients seen in 24 months	Total	Change since previous quarter
Quarter ending September 2018	2,269	
Quarter ending December 2018	2,284	→
Quarter ending March 2019	2,312	→
Quarter ending June 2019	2,308	→
Quarter ending September 2019	2,306	→
Variance since September 2018	1.6%	→



ACTIVITY



Month	2019	2020
April	83	-30
May	507	398
June	870	627
July	1,590	1,088
August	2,160	1,689
September	2,661	2,277
October	3,121	
November	3,591	
December	4,061	
January	4,500	
February	5,037	
March	5,571	
April	5,723	
May	5,723	
June	5,723	

QUALITY

	Quantity	Base Number	Contract	LHB	Wales
% of FP17s for the same patient ID Re-attending within 3 months - Children	25	505	5.0%	8.8%	10.7%
% of FP17s for the same patient ID Re-attending within 3 months - Adults	148	1,321	11.2%	14.1%	15.4%
% of FP17s for the same patient ID Re-attending between 3 & 9 months - Children	348	505	68.9%	57.8%	60.1%
% of FP17s for the same patient ID Re-attending between 3 & 9 months - Adults	911	1,321	69.0%	56.5%	56.7%
% of FP17s for Band 1 Urgent Courses	162	1,735	9.3%	9.4%	9.1%
% of FP17s Relating to Free Repair or Replacements	10	1,735	0.6%	0.7%	0.7%
% of FP17s Relating to Continuations	3	1,735	0.2%	0.5%	0.6%
% of Patients satisfied with the dentistry they have received	2	3	N/A	94.8%	93.0%
% of Patients satisfied with the time they had to wait for an appointment	2	3	N/A	90.1%	87.5%

* This is based on patients treated on this contract for their most recent course of treatment. Figures in italics indicate the base number of FP17s or Patient Questionnaire responses are less than 100. N/A is shown where the base number of responses is less than 10 during the period. % is calculated as Quantity/Base number*100

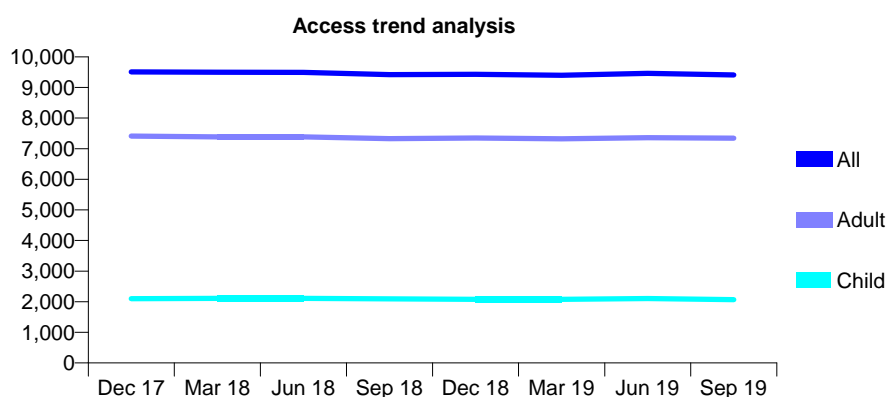
7A6 - Vital Signs At a Glance Contract Report for 101281/0160 - September 2019

Name or company name	OASIS DENTAL CARE LTD
Contract type name	GDS Contract
Purpose of contract	General
Contract start date	01/09/2006
Contract end date	

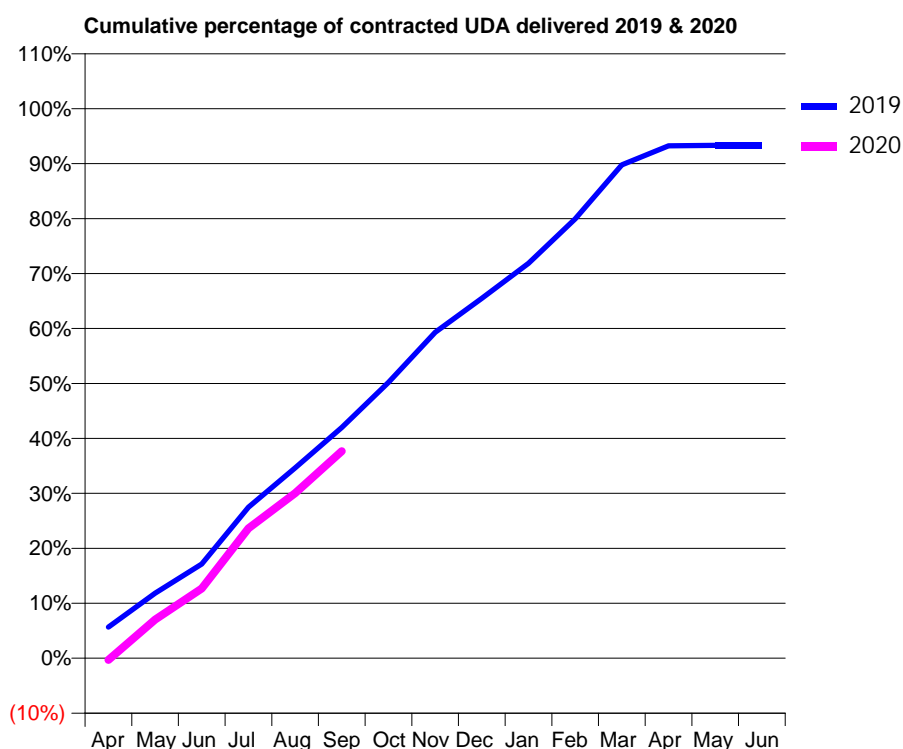
19/20 Contracted general activity (UDA)	25,813
Carry forward general activity (UDA)	1,291
19/20 Contracted orthodontic activity (UOA)	0
Carry forward orthodontic activity (UOA)	0
Baseline contract value	£608,476.78

ACCESS*

Patients seen in 24 months	Total	Change since previous quarter
Quarter ending September 2018	9,419	
Quarter ending December 2018	9,431	→
Quarter ending March 2019	9,401	→
Quarter ending June 2019	9,464	→
Quarter ending September 2019	9,411	→
Variance since September 2018	(0.1%)	→



ACTIVITY



Month	2019	2020
April	1,465	-84
May	3,058	1,817
June	4,424	3,273
July	7,095	6,097
August	8,943	7,750
September	10,837	9,726
October	12,956	
November	15,305	
December	16,903	
January	18,553	
February	20,640	
March	23,176	
April	24,063	
May	24,089	
June	24,089	

QUALITY

	Quantity	Base Number	Contract	LHB	Wales
% of FP17s for the same patient ID Re-attending within 3 months - Children	100	1,611	6.2%	8.8%	10.7%
% of FP17s for the same patient ID Re-attending within 3 months - Adults	774	5,580	13.9%	14.1%	15.4%
% of FP17s for the same patient ID Re-attending between 3 & 9 months - Children	1,029	1,611	63.9%	57.8%	60.1%
% of FP17s for the same patient ID Re-attending between 3 & 9 months - Adults	3,371	5,580	60.4%	56.5%	56.7%
% of FP17s for Band 1 Urgent Courses	672	6,753	10.0%	9.4%	9.1%
% of FP17s Relating to Free Repair or Replacements	44	6,753	0.7%	0.7%	0.7%
% of FP17s Relating to Continuations	33	6,753	0.5%	0.5%	0.6%
% of Patients satisfied with the dentistry they have received	13	14	92.9%	94.8%	93.0%
% of Patients satisfied with the time they had to wait for an appointment	12	14	85.7%	90.1%	87.5%

* This is based on patients treated on this contract for their most recent course of treatment.

Figures in italics indicate the base number of FP17s or Patient Questionnaire responses are less than 100. N/A is shown where the base number of responses is less than 10 during the period. % is calculated as Quantity/Base number*100

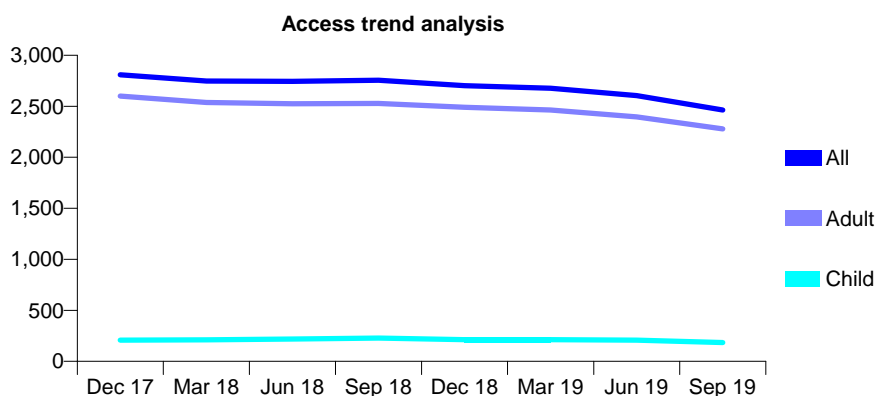
7A6 - Vital Signs At a Glance Contract Report for 107123/0006 - September 2019

Name or company name	Aneurin Bevan Health Board (Out of Hours)
Contract type name	GDS Contract
Purpose of contract	General
Contract start date	01/04/2013
Contract end date	

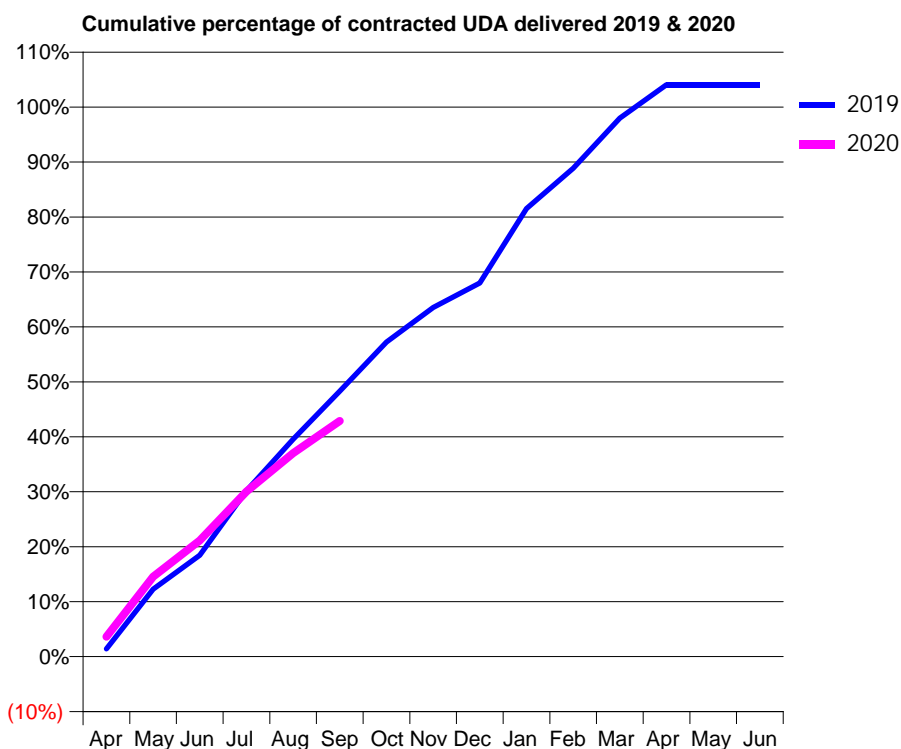
19/20 Contracted general activity (UDA)	3,777
Carry forward general activity (UDA)	0
19/20 Contracted orthodontic activity (UOA)	0
Carry forward orthodontic activity (UOA)	0
Baseline contract value	£382,755.77

ACCESS*

Patients seen in 24 months	Total	Change since previous quarter
Quarter ending September 2018	2,755	
Quarter ending December 2018	2,702	↓
Quarter ending March 2019	2,677	→
Quarter ending June 2019	2,604	↓
Quarter ending September 2019	2,463	↓
Variance since September 2018	(10.6%)	↓



ACTIVITY



Month	Adjusted Scheduled Activity (UDA)	
	2019	2020
April	54	137
May	464	550
June	697	798
July	1,140	1,134
August	1,494	1,399
September	1,824	1,620
October	2,161	
November	2,400	
December	2,568	
January	3,079	
February	3,356	
March	3,700	
April	3,931	
May	3,931	
June	3,931	

QUALITY

	Quantity	Base Number	Contract	LHB	Wales
% of FP17s for the same patient ID Re-attending within 3 months - Children	9	211	4.3%	8.8%	10.7%
% of FP17s for the same patient ID Re-attending within 3 months - Adults	47	1,330	3.5%	14.1%	15.4%
% of FP17s for the same patient ID Re-attending between 3 & 9 months - Children	0	211	0.0%	57.8%	60.1%
% of FP17s for the same patient ID Re-attending between 3 & 9 months - Adults	18	1,330	1.4%	56.5%	56.7%
% of FP17s for Band 1 Urgent Courses	1,340	1,349	99.3%	9.4%	9.1%
% of FP17s Relating to Free Repair or Replacements	0	1,349	0.0%	0.7%	0.7%
% of FP17s Relating to Continuations	0	1,349	0.0%	0.5%	0.6%
% of Patients satisfied with the dentistry they have received	2	2	N/A	94.8%	93.0%
% of Patients satisfied with the time they had to wait for an appointment	2	2	N/A	90.1%	87.5%

* This is based on patients treated on this contract for their most recent course of treatment. Figures in italics indicate the base number of FP17s or Patient Questionnaire responses are less than 100. N/A is shown where the base number of responses is less than 10 during the period. % is calculated as Quantity/Base number*100

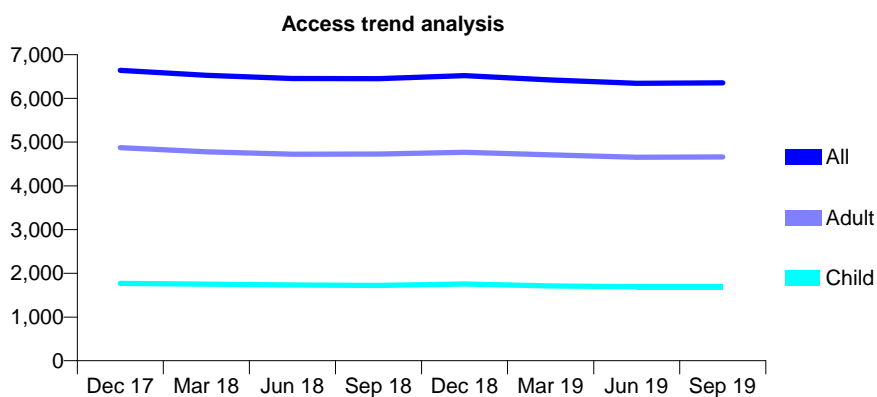
7A6 - Vital Signs At a Glance Contract Report for 110779/0001 - September 2019

Name or company name	Crown Cottage Dental Care
Contract type name	GDS Contract
Purpose of contract	General
Contract start date	01/11/2012
Contract end date	

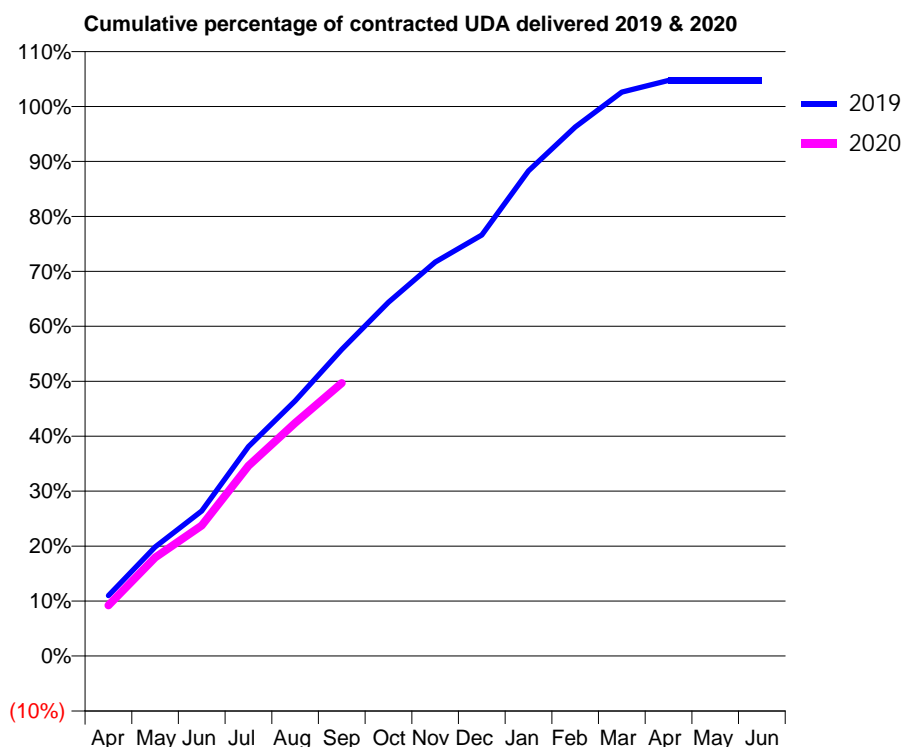
19/20 Contracted general activity (UDA)	17,388
Carry forward general activity (UDA)	-822
19/20 Contracted orthodontic activity (UOA)	0
Carry forward orthodontic activity (UOA)	0
Baseline contract value	£685,754.20

ACCESS*

Patients seen in 24 months	Total	Change since previous quarter
Quarter ending September 2018	6,448	
Quarter ending December 2018	6,520	→
Quarter ending March 2019	6,421	↓
Quarter ending June 2019	6,345	↓
Quarter ending September 2019	6,356	→
Variance since September 2018	(1.4%)	↓



ACTIVITY



Month	Adjusted Scheduled Activity (UDA)	
	2019	2020
April	1,912	1,607
May	3,448	3,115
June	4,587	4,127
July	6,627	6,019
August	8,073	7,372
September	9,697	8,635
October	11,191	
November	12,465	
December	13,317	
January	15,349	
February	16,737	
March	17,843	
April	18,212	
May	18,213	
June	18,210	

QUALITY

	Quantity	Base Number	Contract	LHB	Wales
% of FP17s for the same patient ID Re-attending within 3 months - Children	48	1,235	3.9%	8.8%	10.7%
% of FP17s for the same patient ID Re-attending within 3 months - Adults	166	3,152	5.3%	14.1%	15.4%
% of FP17s for the same patient ID Re-attending between 3 & 9 months - Children	725	1,235	58.7%	57.8%	60.1%
% of FP17s for the same patient ID Re-attending between 3 & 9 months - Adults	1,929	3,152	61.2%	56.5%	56.7%
% of FP17s for Band 1 Urgent Courses	170	4,188	4.1%	9.4%	9.1%
% of FP17s Relating to Free Repair or Replacements	16	4,188	0.4%	0.7%	0.7%
% of FP17s Relating to Continuations	6	4,188	0.1%	0.5%	0.6%
% of Patients satisfied with the dentistry they have received	4	4	N/A	94.8%	93.0%
% of Patients satisfied with the time they had to wait for an appointment	4	4	N/A	90.1%	87.5%

* This is based on patients treated on this contract for their most recent course of treatment. Figures in italics indicate the base number of FP17s or Patient Questionnaire responses are less than 100. N/A is shown where the base number of responses is less than 10 during the period. % is calculated as Quantity/Base number*100

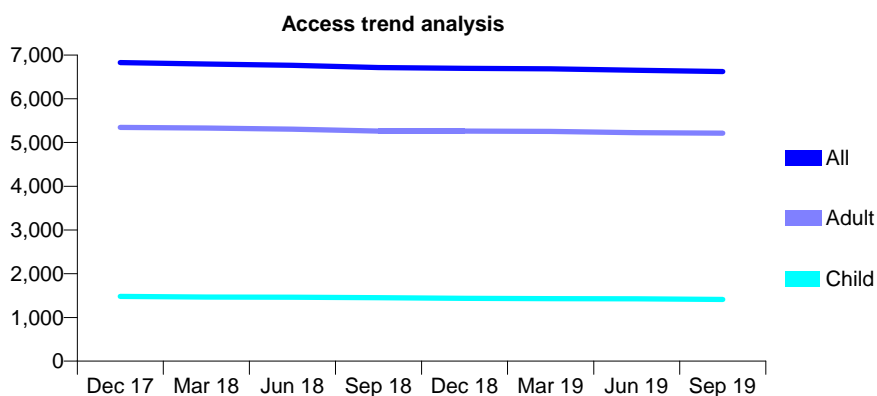
7A6 - Vital Signs At a Glance Contract Report for 115770/0001 - September 2019

Name or company name	Thomas and Stroud Dental Surgery
Contract type name	GDS Contract
Purpose of contract	General
Contract start date	01/12/2009
Contract end date	

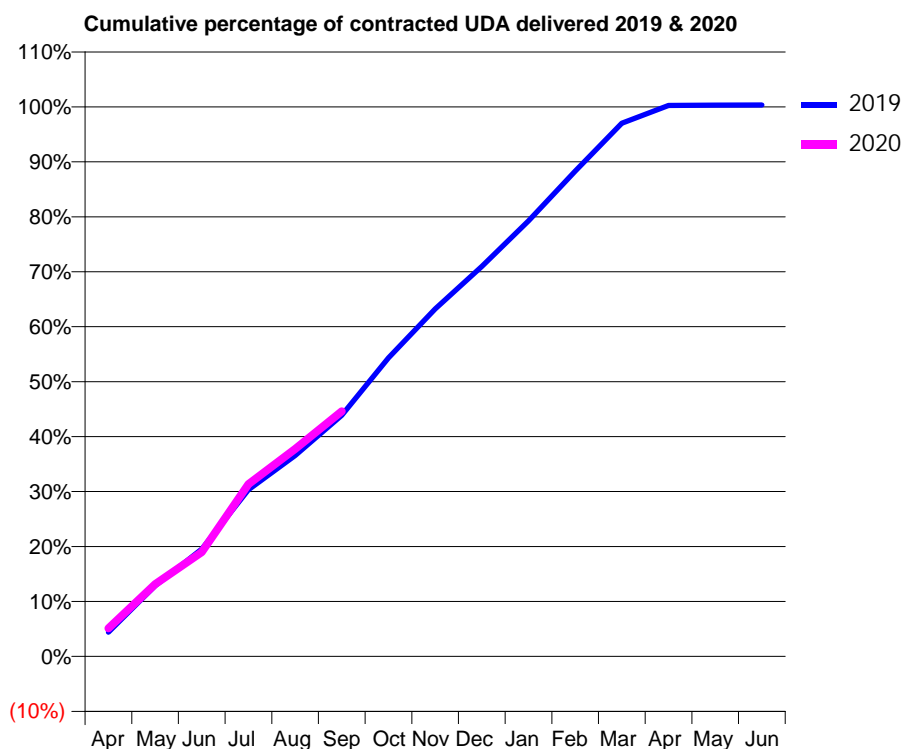
19/20 Contracted general activity (UDA)	17,876
Carry forward general activity (UDA)	-60
19/20 Contracted orthodontic activity (UOA)	0
Carry forward orthodontic activity (UOA)	0
Baseline contract value	£605,694.75

ACCESS*

Patients seen in 24 months	Total	Change since previous quarter
Quarter ending September 2018	6,714	
Quarter ending December 2018	6,697	→
Quarter ending March 2019	6,683	→
Quarter ending June 2019	6,653	→
Quarter ending September 2019	6,624	→
Variance since September 2018	(1.3%)	↓



ACTIVITY



Month	2019	2020
April	794	914
May	2,300	2,355
June	3,490	3,389
July	5,419	5,605
August	6,535	6,746
September	7,845	7,971
October	9,711	
November	11,309	
December	12,688	
January	14,166	
February	15,789	
March	17,347	
April	17,924	
May	17,931	
June	17,935	

QUALITY

	Quantity	Base Number	Contract	LHB	Wales
% of FP17s for the same patient ID Re-attending within 3 months - Children	46	1,108	4.2%	8.8%	10.7%
% of FP17s for the same patient ID Re-attending within 3 months - Adults	400	3,730	10.7%	14.1%	15.4%
% of FP17s for the same patient ID Re-attending between 3 & 9 months - Children	732	1,108	66.1%	57.8%	60.1%
% of FP17s for the same patient ID Re-attending between 3 & 9 months - Adults	2,190	3,730	58.7%	56.5%	56.7%
% of FP17s for Band 1 Urgent Courses	246	4,533	5.4%	9.4%	9.1%
% of FP17s Relating to Free Repair or Replacements	21	4,533	0.5%	0.7%	0.7%
% of FP17s Relating to Continuations	26	4,533	0.6%	0.5%	0.6%
% of Patients satisfied with the dentistry they have received	6	7	N/A	94.8%	93.0%
% of Patients satisfied with the time they had to wait for an appointment	6	7	N/A	90.1%	87.5%

* This is based on patients treated on this contract for their most recent course of treatment. Figures in italics indicate the base number of FP17s or Patient Questionnaire responses are less than 100. N/A is shown where the base number of responses is less than 10 during the period. % is calculated as Quantity/Base number*100

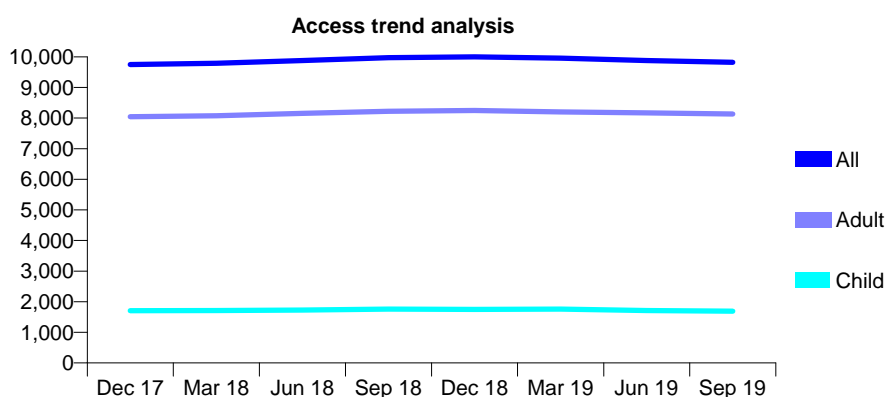
7A6 - Vital Signs At a Glance Contract Report for 120693/0001 - September 2019

Name or company name	Bethcar DP Ltd
Contract type name	Pilot Contract
Purpose of contract	General
Contract start date	01/04/2014
Contract end date	

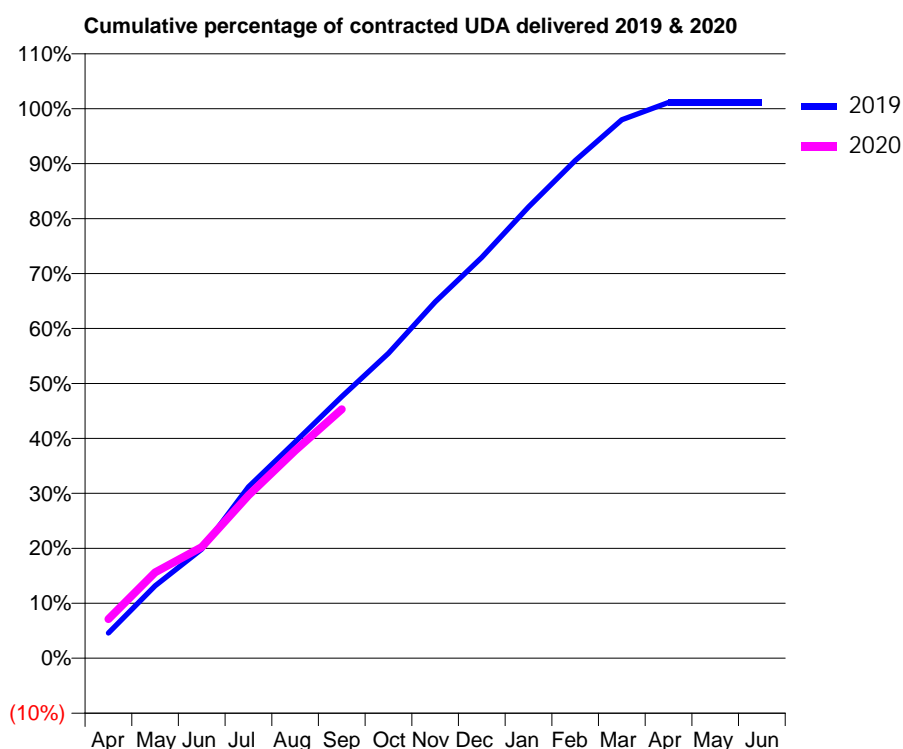
19/20 Contracted general activity (UDA)	33,120
Carry forward general activity (UDA)	-421
19/20 Contracted orthodontic activity (UOA)	0
Carry forward orthodontic activity (UOA)	0
Baseline contract value	£920,000.00

ACCESS*

Patients seen in 24 months	Total	Change since previous quarter
Quarter ending September 2018	9,975	
Quarter ending December 2018	9,998	→
Quarter ending March 2019	9,960	→
Quarter ending June 2019	9,882	→
Quarter ending September 2019	9,824	→
Variance since September 2018	(1.5%)	↓



ACTIVITY



Month	2019	2020
April	1,693	2,362
May	4,857	5,182
June	7,311	6,696
July	11,472	9,815
August	14,490	12,519
September	17,516	15,001
October	20,419	
November	23,853	
December	26,835	
January	30,213	
February	33,325	
March	36,055	
April	37,217	
May	37,221	
June	37,221	

QUALITY

	Quantity	Base Number	Contract	LHB	Wales
% of FP17s for the same patient ID Re-attending within 3 months - Children	73	1,209	6.0%	8.8%	10.7%
% of FP17s for the same patient ID Re-attending within 3 months - Adults	762	5,787	13.2%	14.1%	15.4%
% of FP17s for the same patient ID Re-attending between 3 & 9 months - Children	808	1,209	66.8%	57.8%	60.1%
% of FP17s for the same patient ID Re-attending between 3 & 9 months - Adults	3,915	5,787	67.7%	56.5%	56.7%
% of FP17s for Band 1 Urgent Courses	360	6,412	5.6%	9.4%	9.1%
% of FP17s Relating to Free Repair or Replacements	107	6,412	1.7%	0.7%	0.7%
% of FP17s Relating to Continuations	52	6,412	0.8%	0.5%	0.6%
% of Patients satisfied with the dentistry they have received	14	15	93.3%	94.8%	93.0%
% of Patients satisfied with the time they had to wait for an appointment	14	15	93.3%	90.1%	87.5%

* This is based on patients treated on this contract for their most recent course of treatment.

Figures in italics indicate the base number of FP17s or Patient Questionnaire responses are less than 100. N/A is shown where the base number of responses is less than 10 during the period. % is calculated as Quantity/Base number*100

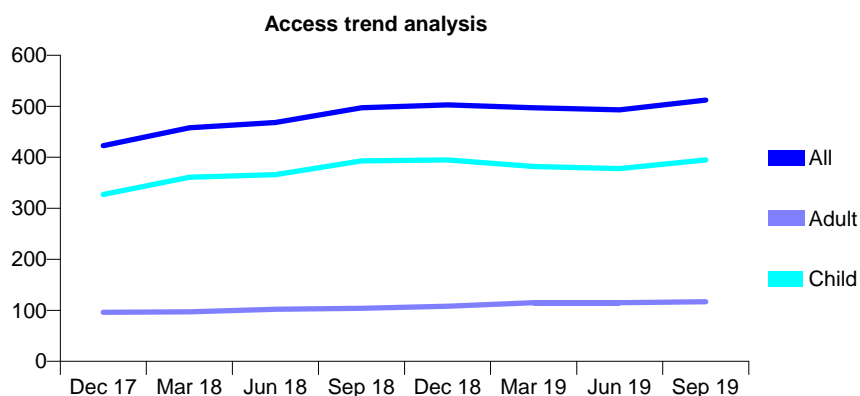
7A6 - Vital Signs At a Glance Contract Report for 126160/0001 - September 2019

Name or company name	Justin M Roberts Ltd
Contract type name	GDS Contract
Purpose of contract	General
Contract start date	01/04/2012
Contract end date	

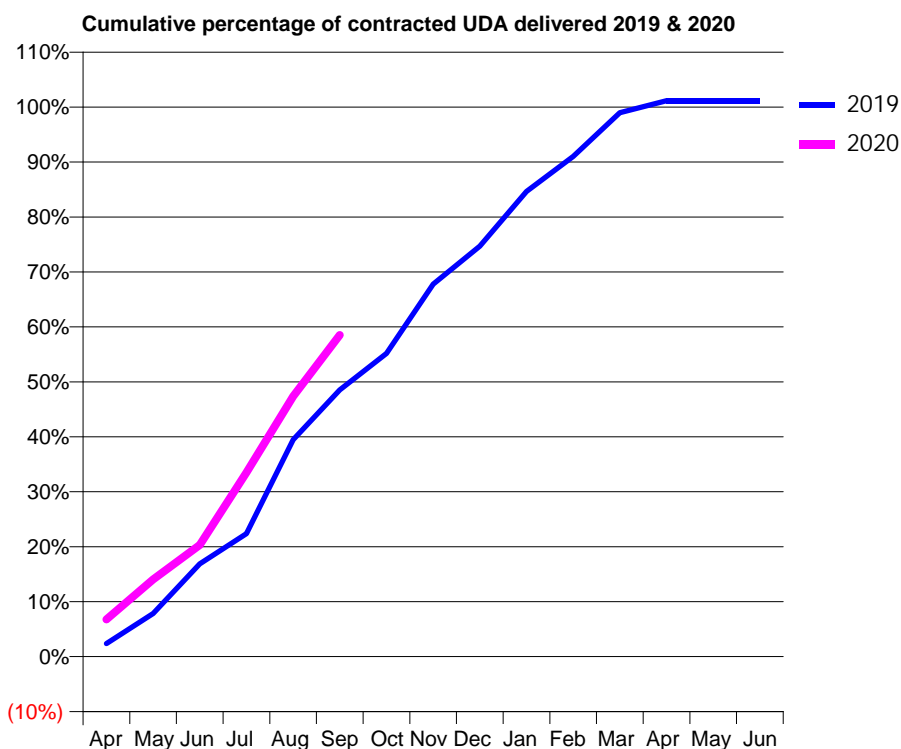
19/20 Contracted general activity (UDA)	770
Carry forward general activity (UDA)	-14
19/20 Contracted orthodontic activity (UOA)	0
Carry forward orthodontic activity (UOA)	0
Baseline contract value	£23,563.20

ACCESS*

Patients seen in 24 months	Total	Change since previous quarter
Quarter ending September 2018	497	
Quarter ending December 2018	503	→
Quarter ending March 2019	497	↓
Quarter ending June 2019	493	→
Quarter ending September 2019	512	↑
Variance since September 2018	3.0%	↑



ACTIVITY



Month	Adjusted Scheduled Activity (UDA)	
	2019	2020
April	18	52
May	60	108
June	130	156
July	172	258
August	304	365
September	374	451
October	425	
November	522	
December	575	
January	652	
February	701	
March	762	
April	779	
May	779	
June	779	

QUALITY

	Quantity	Base Number	Contract	LHB	Wales
% of FP17s for the same patient ID Re-attending within 3 months - Children	20	309	6.5%	8.8%	10.7%
% of FP17s for the same patient ID Re-attending within 3 months - Adults	1	41	2.4%	14.1%	15.4%
% of FP17s for the same patient ID Re-attending between 3 & 9 months - Children	156	309	50.5%	57.8%	60.1%
% of FP17s for the same patient ID Re-attending between 3 & 9 months - Adults	20	41	48.8%	56.5%	56.7%
% of FP17s for Band 1 Urgent Courses	18	337	5.3%	9.4%	9.1%
% of FP17s Relating to Free Repair or Replacements	0	337	0.0%	0.7%	0.7%
% of FP17s Relating to Continuations	0	337	0.0%	0.5%	0.6%
% of Patients satisfied with the dentistry they have received	0	0	N/A	94.8%	93.0%
% of Patients satisfied with the time they had to wait for an appointment	0	0	N/A	90.1%	87.5%

* This is based on patients treated on this contract for their most recent course of treatment. Figures in italics indicate the base number of FP17s or Patient Questionnaire responses are less than 100. N/A is shown where the base number of responses is less than 10 during the period. % is calculated as Quantity/Base number*100

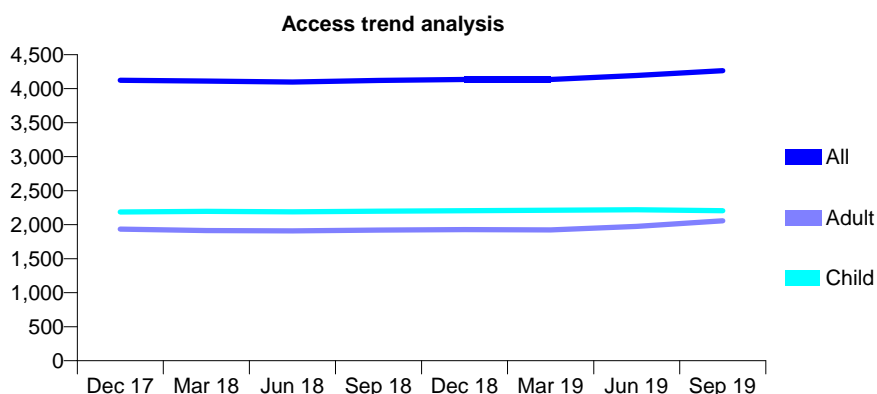
7A6 - Vital Signs At a Glance Contract Report for 126314/0001 - September 2019

Name or company name	Sunnycourt Ltd
Contract type name	GDS Contract
Purpose of contract	General
Contract start date	01/01/2011
Contract end date	

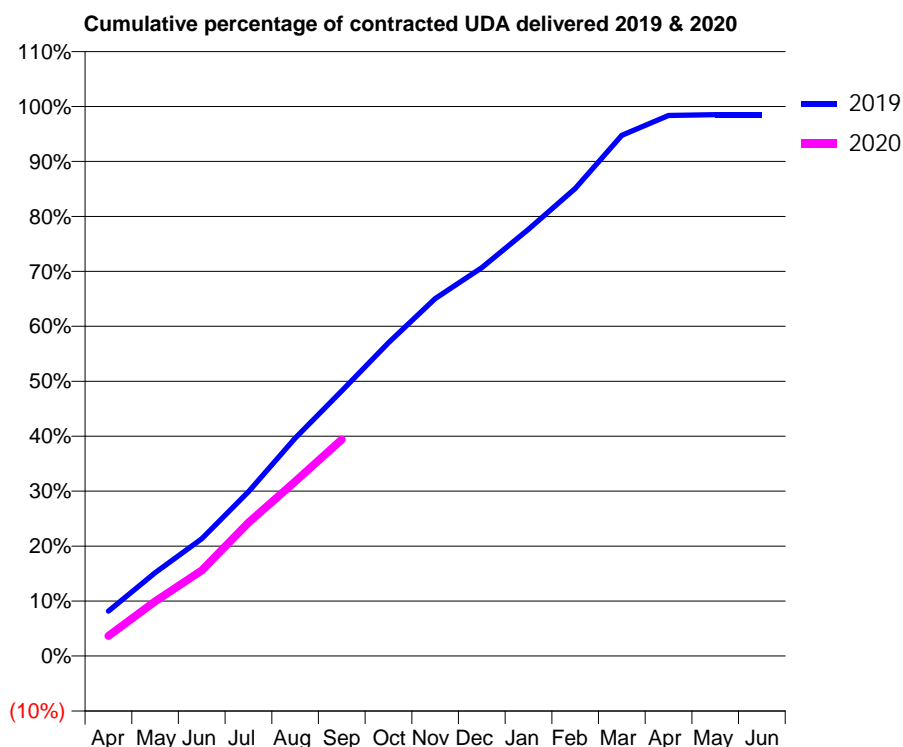
19/20 Contracted general activity (UDA)	13,222
Carry forward general activity (UDA)	177
19/20 Contracted orthodontic activity (UOA)	0
Carry forward orthodontic activity (UOA)	0
Baseline contract value	£324,414.85

ACCESS*

Patients seen in 24 months	Total	Change since previous quarter
Quarter ending September 2018	4,120	
Quarter ending December 2018	4,136	→
Quarter ending March 2019	4,137	→
Quarter ending June 2019	4,195	→
Quarter ending September 2019	4,263	→
Variance since September 2018	3.5%	↑



ACTIVITY



Month	Adjusted Scheduled Activity (UDA)	
	2019	2020
April	1,080	483
May	2,003	1,318
June	2,822	2,058
July	3,953	3,212
August	5,246	4,199
September	6,378	5,208
October	7,539	
November	8,602	
December	9,343	
January	10,266	
February	11,249	
March	12,527	
April	13,007	
May	13,026	
June	13,027	

QUALITY

	Quantity	Base Number	Contract	LHB	Wales
% of FP17s for the same patient ID Re-attending within 3 months - Children	124	1,641	7.6%	8.8%	10.7%
% of FP17s for the same patient ID Re-attending within 3 months - Adults	193	1,339	14.4%	14.1%	15.4%
% of FP17s for the same patient ID Re-attending between 3 & 9 months - Children	947	1,641	57.7%	57.8%	60.1%
% of FP17s for the same patient ID Re-attending between 3 & 9 months - Adults	598	1,339	44.7%	56.5%	56.7%
% of FP17s for Band 1 Urgent Courses	340	2,770	12.3%	9.4%	9.1%
% of FP17s Relating to Free Repair or Replacements	0	2,770	0.0%	0.7%	0.7%
% of FP17s Relating to Continuations	0	2,770	0.0%	0.5%	0.6%
% of Patients satisfied with the dentistry they have received	1	1	N/A	94.8%	93.0%
% of Patients satisfied with the time they had to wait for an appointment	1	1	N/A	90.1%	87.5%

* This is based on patients treated on this contract for their most recent course of treatment.

Figures in italics indicate the base number of FP17s or Patient Questionnaire responses are less than 100. N/A is shown where the base number of responses is less than 10 during the period. % is calculated as Quantity/Base number*100

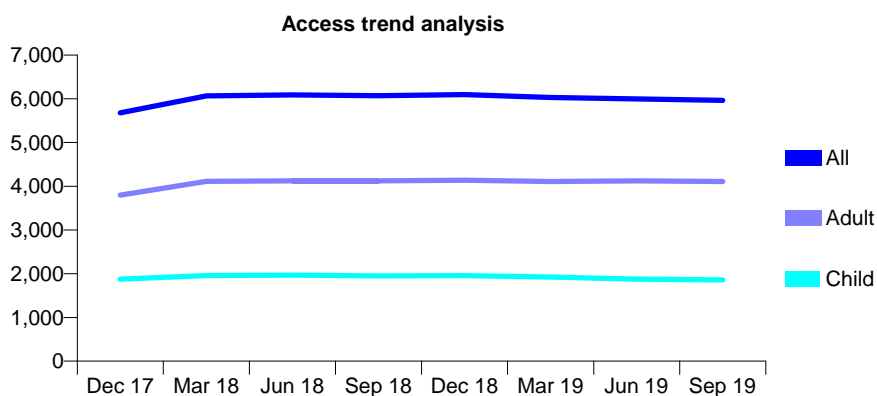
7A6 - Vital Signs At a Glance Contract Report for 128112/0001 - September 2019

Name or company name	Malpas Dental Practice Limited
Contract type name	GDS Contract
Purpose of contract	General
Contract start date	01/08/2010
Contract end date	

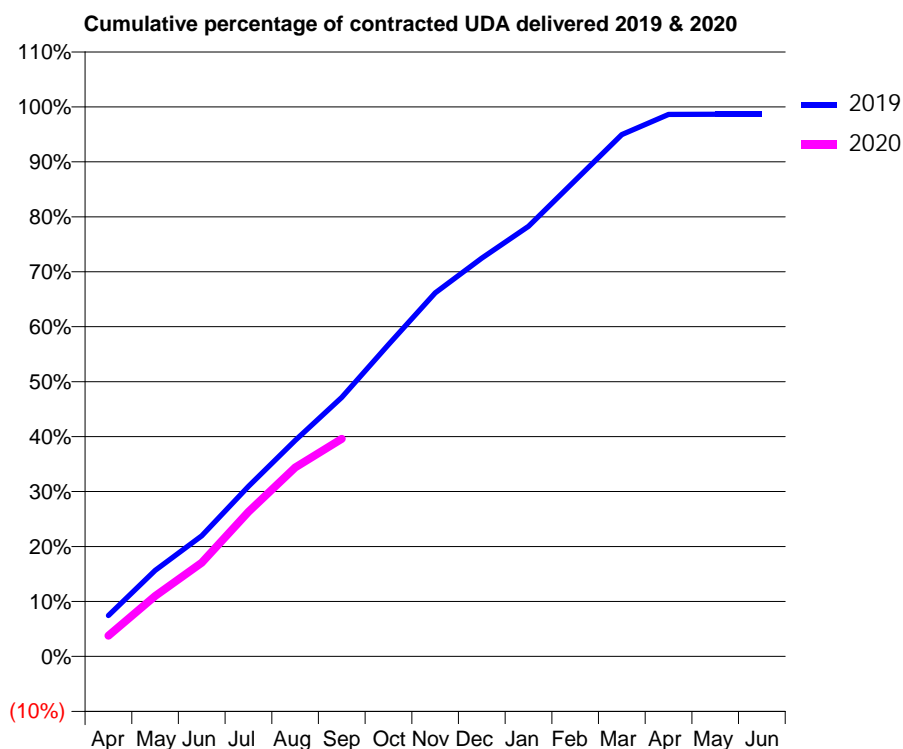
19/20 Contracted general activity (UDA)	16,705
Carry forward general activity (UDA)	189
19/20 Contracted orthodontic activity (UOA)	0
Carry forward orthodontic activity (UOA)	0
Baseline contract value	£546,831.99

ACCESS*

Patients seen in 24 months	Total	Change since previous quarter
Quarter ending September 2018	6,072	
Quarter ending December 2018	6,096	→
Quarter ending March 2019	6,029	↓
Quarter ending June 2019	5,998	→
Quarter ending September 2019	5,965	→
Variance since September 2018	(1.8%)	↓



ACTIVITY



Month	2019	2020
April	1,243	631
May	2,618	1,837
June	3,665	2,846
July	5,169	4,398
August	6,564	5,744
September	7,875	6,614
October	9,481	
November	11,050	
December	12,105	
January	13,077	
February	14,471	
March	15,861	
April	16,478	
May	16,480	
June	16,482	

QUALITY

	Quantity	Base Number	Contract	LHB	Wales
% of FP17s for the same patient ID Re-attending within 3 months - Children	101	1,439	7.0%	8.8%	10.7%
% of FP17s for the same patient ID Re-attending within 3 months - Adults	485	3,314	14.6%	14.1%	15.4%
% of FP17s for the same patient ID Re-attending between 3 & 9 months - Children	990	1,439	68.8%	57.8%	60.1%
% of FP17s for the same patient ID Re-attending between 3 & 9 months - Adults	2,298	3,314	69.3%	56.5%	56.7%
% of FP17s for Band 1 Urgent Courses	341	4,362	7.8%	9.4%	9.1%
% of FP17s Relating to Free Repair or Replacements	26	4,362	0.6%	0.7%	0.7%
% of FP17s Relating to Continuations	10	4,362	0.2%	0.5%	0.6%
% of Patients satisfied with the dentistry they have received	6	6	N/A	94.8%	93.0%
% of Patients satisfied with the time they had to wait for an appointment	6	6	N/A	90.1%	87.5%

* This is based on patients treated on this contract for their most recent course of treatment. Figures in italics indicate the base number of FP17s or Patient Questionnaire responses are less than 100. N/A is shown where the base number of responses is less than 10 during the period. % is calculated as Quantity/Base number*100

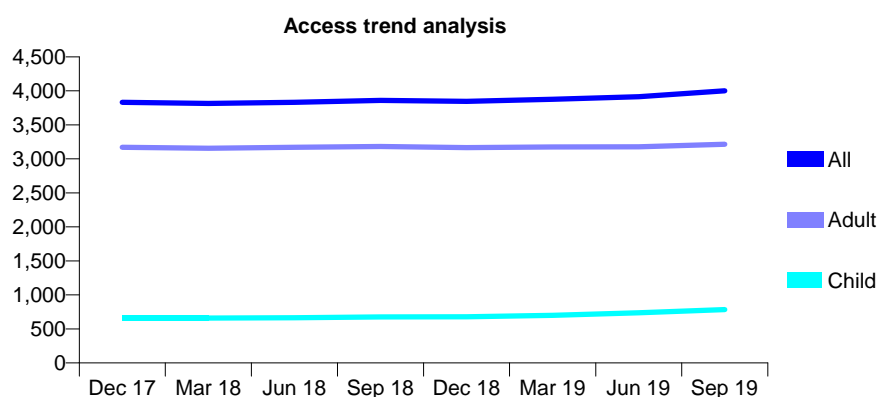
7A6 - Vital Signs At a Glance Contract Report for 128600/0001 - September 2019

Name or company name	Llanyrafon Dental Practice Ltd
Contract type name	GDS Contract
Purpose of contract	General
Contract start date	01/04/2012
Contract end date	

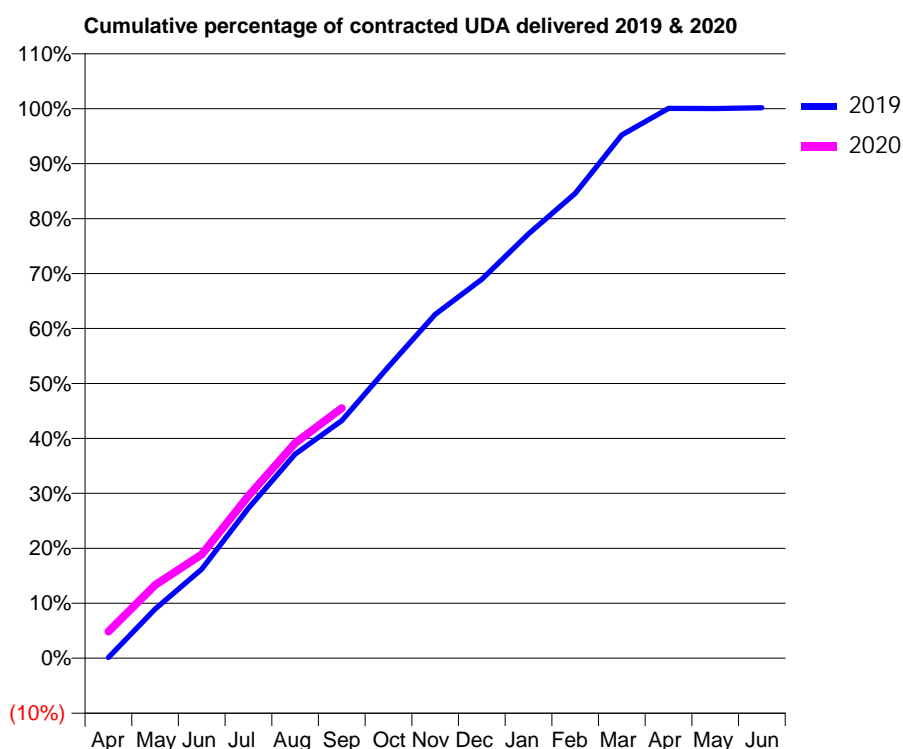
19/20 Contracted general activity (UDA)	10,780
Carry forward general activity (UDA)	-61
19/20 Contracted orthodontic activity (UOA)	0
Carry forward orthodontic activity (UOA)	0
Baseline contract value	£276,190.10

ACCESS*

Patients seen in 24 months	Total	Change since previous quarter
Quarter ending September 2018	3,859	
Quarter ending December 2018	3,846	→
Quarter ending March 2019	3,875	→
Quarter ending June 2019	3,915	→
Quarter ending September 2019	4,001	↑
Variance since September 2018	3.7%	↑



ACTIVITY



Month	2019	2020
April	15	525
May	965	1,436
June	1,746	2,036
July	2,945	3,186
August	4,004	4,220
September	4,659	4,906
October	5,720	
November	6,747	
December	7,434	
January	8,326	
February	9,117	
March	10,264	
April	10,785	
May	10,782	
June	10,798	

QUALITY

	Quantity	Base Number	Contract	LHB	Wales
% of FP17s for the same patient ID Re-attending within 3 months - Children	13	554	2.3%	8.8%	10.7%
% of FP17s for the same patient ID Re-attending within 3 months - Adults	112	2,137	5.2%	14.1%	15.4%
% of FP17s for the same patient ID Re-attending between 3 & 9 months - Children	301	554	54.3%	57.8%	60.1%
% of FP17s for the same patient ID Re-attending between 3 & 9 months - Adults	1,355	2,137	63.4%	56.5%	56.7%
% of FP17s for Band 1 Urgent Courses	37	2,517	1.5%	9.4%	9.1%
% of FP17s Relating to Free Repair or Replacements	8	2,517	0.3%	0.7%	0.7%
% of FP17s Relating to Continuations	2	2,517	0.1%	0.5%	0.6%
% of Patients satisfied with the dentistry they have received	3	5	N/A	94.8%	93.0%
% of Patients satisfied with the time they had to wait for an appointment	3	5	N/A	90.1%	87.5%

* This is based on patients treated on this contract for their most recent course of treatment.

Figures in italics indicate the base number of FP17s or Patient Questionnaire responses are less than 100. N/A is shown where the base number of responses is less than 10 during the period. % is calculated as Quantity/Base number*100

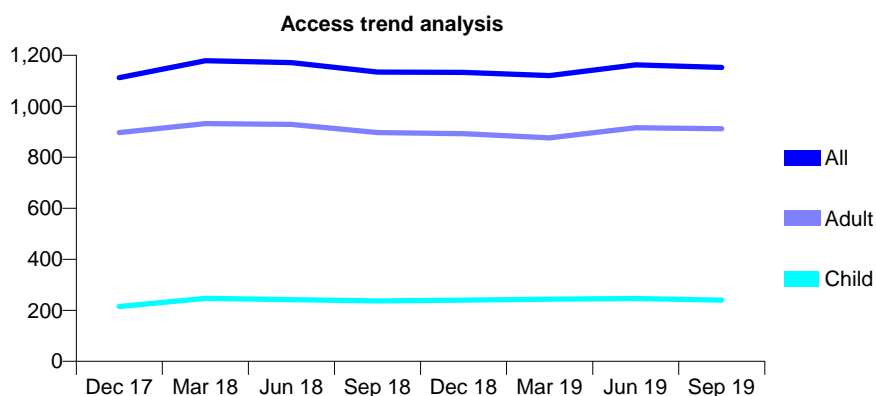
7A6 - Vital Signs At a Glance Contract Report for 128945/0002 - September 2019

Name or company name	Devon Place Limited
Contract type name	GDS Contract
Purpose of contract	General
Contract start date	01/04/2012
Contract end date	

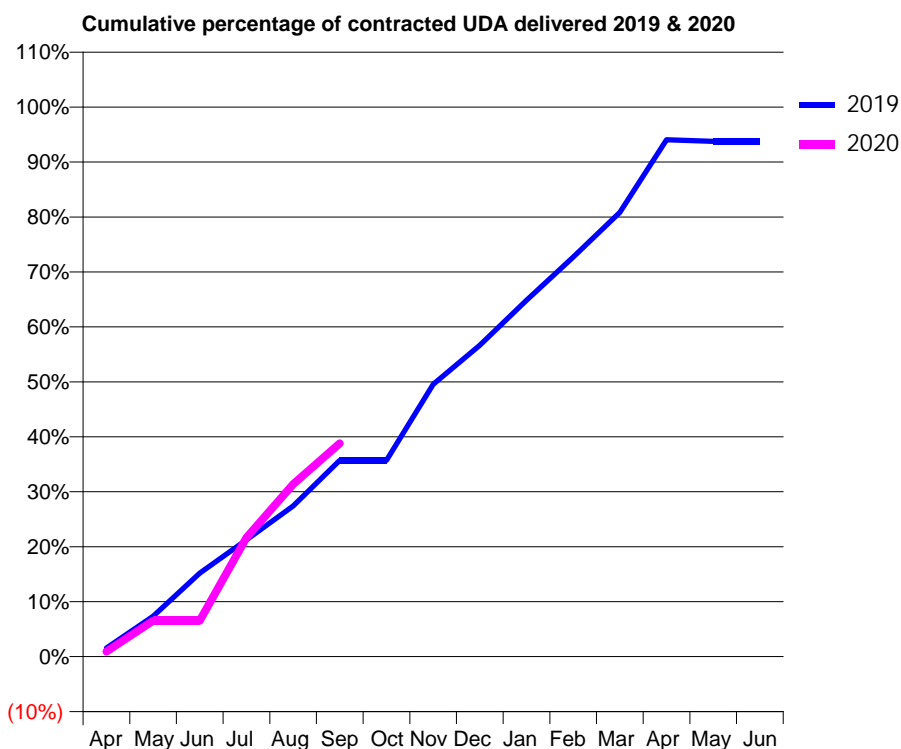
19/20 Contracted general activity (UDA)	3,767
Carry forward general activity (UDA)	0
19/20 Contracted orthodontic activity (UOA)	0
Carry forward orthodontic activity (UOA)	0
Baseline contract value	£96,618.76

ACCESS*

Patients seen in 24 months	Total	Change since previous quarter
Quarter ending September 2018	1,134	
Quarter ending December 2018	1,133	→
Quarter ending March 2019	1,120	↓
Quarter ending June 2019	1,162	↑
Quarter ending September 2019	1,152	→
Variance since September 2018	1.6%	→



ACTIVITY



Month	Adjusted Scheduled Activity (UDA)	
	2019	2020
April	67	34
May	315	247
June	649	247
July	906	816
August	1,171	1,182
September	1,523	1,462
October	1,523	
November	2,114	
December	2,417	
January	2,766	
February	3,102	
March	3,449	
April	4,013	
May	4,001	
June	4,001	

QUALITY

	Quantity	Base Number	Contract	LHB	Wales
% of FP17s for the same patient ID Re-attending within 3 months - Children	12	196	6.1%	8.8%	10.7%
% of FP17s for the same patient ID Re-attending within 3 months - Adults	69	678	10.2%	14.1%	15.4%
% of FP17s for the same patient ID Re-attending between 3 & 9 months - Children	133	196	67.9%	57.8%	60.1%
% of FP17s for the same patient ID Re-attending between 3 & 9 months - Adults	398	678	58.7%	56.5%	56.7%
% of FP17s for Band 1 Urgent Courses	41	661	6.2%	9.4%	9.1%
% of FP17s Relating to Free Repair or Replacements	2	661	0.3%	0.7%	0.7%
% of FP17s Relating to Continuations	0	661	0.0%	0.5%	0.6%
% of Patients satisfied with the dentistry they have received	0	0	N/A	94.8%	93.0%
% of Patients satisfied with the time they had to wait for an appointment	0	0	N/A	90.1%	87.5%

* This is based on patients treated on this contract for their most recent course of treatment. Figures in italics indicate the base number of FP17s or Patient Questionnaire responses are less than 100. N/A is shown where the base number of responses is less than 10 during the period. % is calculated as Quantity/Base number*100

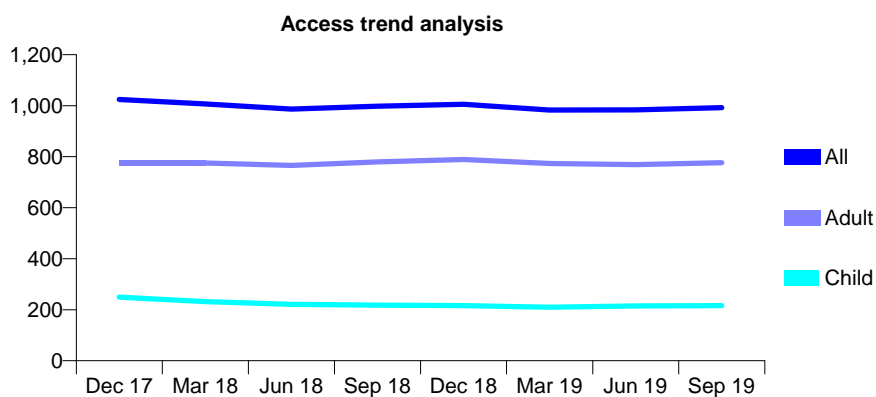
7A6 - Vital Signs At a Glance Contract Report for 130389/0001 - September 2019

Name or company name	Aneurin Bevan Health Board
Contract type name	Pilot Contract
Purpose of contract	General
Contract start date	18/07/2006
Contract end date	

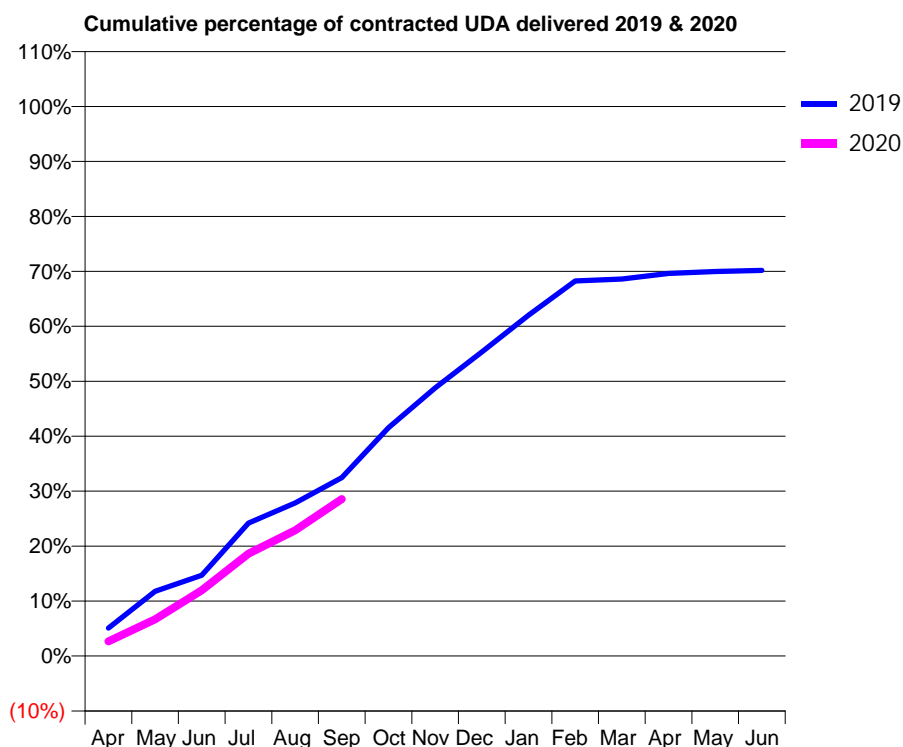
19/20 Contracted general activity (UDA)	3,600
Carry forward general activity (UDA)	0
19/20 Contracted orthodontic activity (UOA)	0
Carry forward orthodontic activity (UOA)	0
Baseline contract value	£114,096.92

ACCESS*

Patients seen in 24 months	Total	Change since previous quarter
Quarter ending September 2018	998	
Quarter ending December 2018	1,005	→
Quarter ending March 2019	983	↓
Quarter ending June 2019	984	→
Quarter ending September 2019	992	→
Variance since September 2018	(0.6%)	→



ACTIVITY



Month	Adjusted Scheduled Activity (UDA)	
	2019	2020
April	183	96
May	424	241
June	529	430
July	871	670
August	1,003	823
September	1,169	1,028
October	1,495	
November	1,756	
December	1,992	
January	2,233	
February	2,457	
March	2,470	
April	2,506	
May	2,519	
June	2,526	

QUALITY

	Quantity	Base Number	Contract	LHB	Wales
% of FP17s for the same patient ID Re-attending within 3 months - Children	16	117	13.7%	8.8%	10.7%
% of FP17s for the same patient ID Re-attending within 3 months - Adults	38	426	8.9%	14.1%	15.4%
% of FP17s for the same patient ID Re-attending between 3 & 9 months - Children	29	117	24.8%	57.8%	60.1%
% of FP17s for the same patient ID Re-attending between 3 & 9 months - Adults	145	426	34.0%	56.5%	56.7%
% of FP17s for Band 1 Urgent Courses	67	508	13.2%	9.4%	9.1%
% of FP17s Relating to Free Repair or Replacements	7	508	1.4%	0.7%	0.7%
% of FP17s Relating to Continuations	5	508	1.0%	0.5%	0.6%
% of Patients satisfied with the dentistry they have received	0	0	N/A	94.8%	93.0%
% of Patients satisfied with the time they had to wait for an appointment	0	0	N/A	90.1%	87.5%

* This is based on patients treated on this contract for their most recent course of treatment. Figures in italics indicate the base number of FP17s or Patient Questionnaire responses are less than 100. N/A is shown where the base number of responses is less than 10 during the period. % is calculated as Quantity/Base number*100

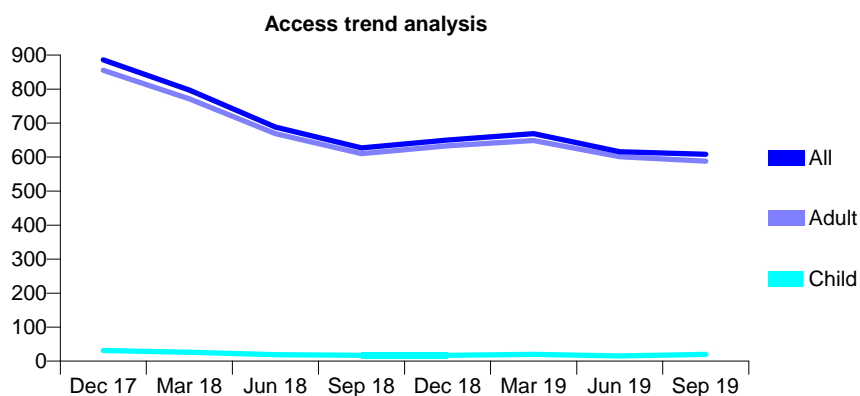
7A6 - Vital Signs At a Glance Contract Report for 130389/0002 - September 2019

Name or company name	Aneurin Bevan Health Board
Contract type name	Pilot Contract
Purpose of contract	General
Contract start date	01/06/2007
Contract end date	

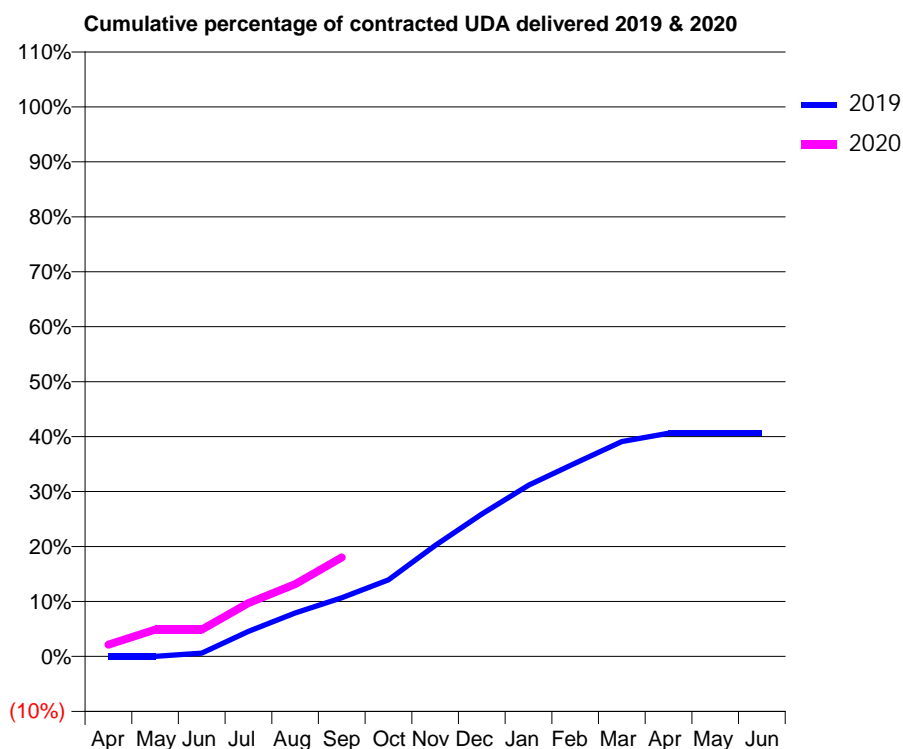
19/20 Contracted general activity (UDA)	3,600
Carry forward general activity (UDA)	0
19/20 Contracted orthodontic activity (UOA)	0
Carry forward orthodontic activity (UOA)	0
Baseline contract value	£149,245.90

ACCESS*

Patients seen in 24 months	Total	Change since previous quarter
Quarter ending September 2018	627	
Quarter ending December 2018	650	↑
Quarter ending March 2019	669	↑
Quarter ending June 2019	616	↓
Quarter ending September 2019	608	↓
Variance since September 2018	(3.0%)	↓



ACTIVITY



Month	Adjusted Scheduled Activity (UDA)	
	2019	2020
April	0	77
May	0	176
June	22	176
July	165	350
August	284	473
September	385	649
October	502	
November	727	
December	933	
January	1,122	
February	1,266	
March	1,408	
April	1,462	
May	1,462	
June	1,462	

QUALITY

	Quantity	Base Number	Contract	LHB	Wales
% of FP17s for the same patient ID Re-attending within 3 months - Children	3	11	27.3%	8.8%	10.7%
% of FP17s for the same patient ID Re-attending within 3 months - Adults	24	254	9.4%	14.1%	15.4%
% of FP17s for the same patient ID Re-attending between 3 & 9 months - Children	0	11	0.0%	57.8%	60.1%
% of FP17s for the same patient ID Re-attending between 3 & 9 months - Adults	51	254	20.1%	56.5%	56.7%
% of FP17s for Band 1 Urgent Courses	39	244	16.0%	9.4%	9.1%
% of FP17s Relating to Free Repair or Replacements	0	244	0.0%	0.7%	0.7%
% of FP17s Relating to Continuations	0	244	0.0%	0.5%	0.6%
% of Patients satisfied with the dentistry they have received	0	0	N/A	94.8%	93.0%
% of Patients satisfied with the time they had to wait for an appointment	0	0	N/A	90.1%	87.5%

* This is based on patients treated on this contract for their most recent course of treatment. Figures in italics indicate the base number of FP17s or Patient Questionnaire responses are less than 100. N/A is shown where the base number of responses is less than 10 during the period. % is calculated as Quantity/Base number*100

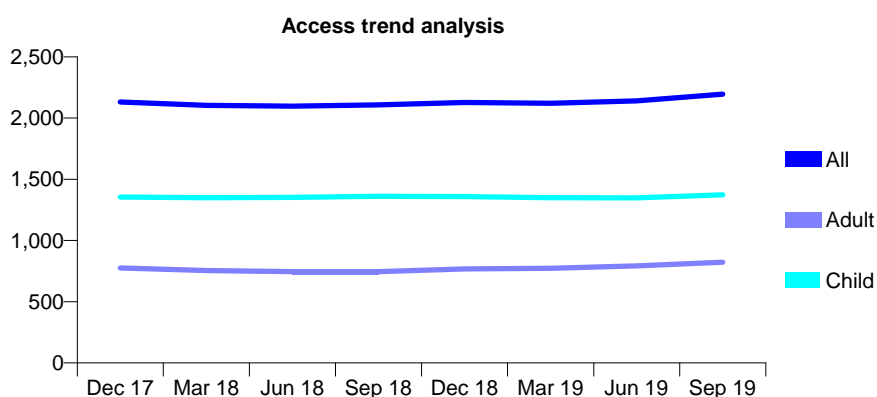
7A6 - Vital Signs At a Glance Contract Report for 133248/0001 - September 2019

Name or company name	Hilltop View Ltd
Contract type name	GDS Contract
Purpose of contract	General
Contract start date	01/04/2011
Contract end date	

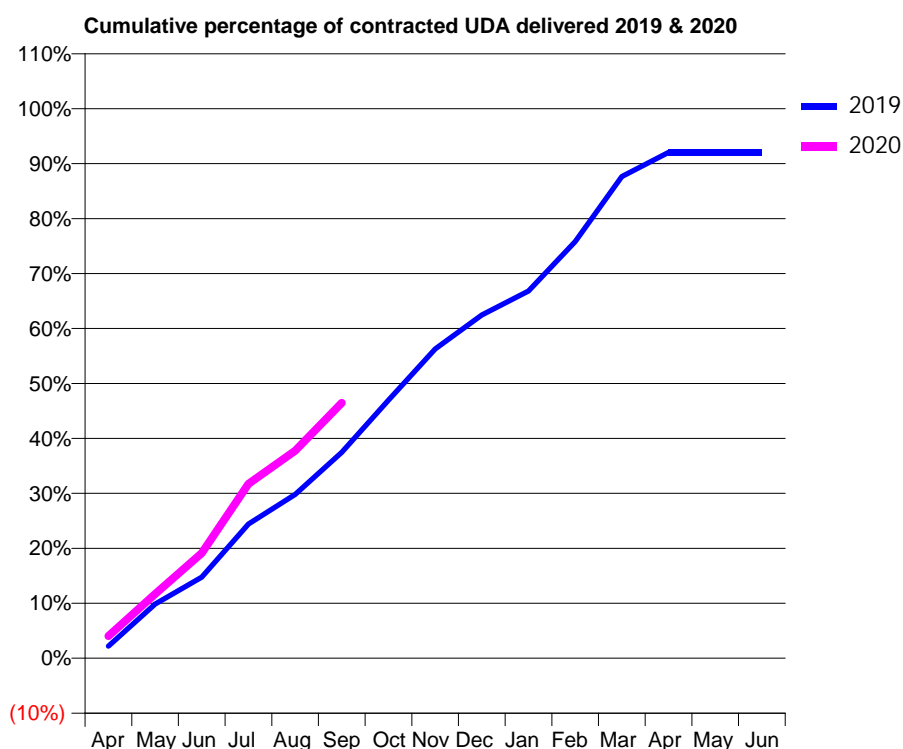
19/20 Contracted general activity (UDA)	5,900
Carry forward general activity (UDA)	0
19/20 Contracted orthodontic activity (UOA)	0
Carry forward orthodontic activity (UOA)	0
Baseline contract value	£156,517.17

ACCESS*

Patients seen in 24 months	Total	Change since previous quarter
Quarter ending September 2018	2,107	
Quarter ending December 2018	2,128	→
Quarter ending March 2019	2,122	→
Quarter ending June 2019	2,140	→
Quarter ending September 2019	2,196	↑
Variance since September 2018	4.2%	↑



ACTIVITY



Month	2019	2020
April	129	239
May	582	689
June	871	1,130
July	1,441	1,872
August	1,760	2,228
September	2,212	2,741
October	2,772	
November	3,321	
December	3,685	
January	3,943	
February	4,474	
March	5,171	
April	5,430	
May	5,430	
June	5,430	

QUALITY

	Quantity	Base Number	Contract	LHB	Wales
% of FP17s for the same patient ID Re-attending within 3 months - Children	52	824	6.3%	8.8%	10.7%
% of FP17s for the same patient ID Re-attending within 3 months - Adults	94	516	18.2%	14.1%	15.4%
% of FP17s for the same patient ID Re-attending between 3 & 9 months - Children	323	824	39.2%	57.8%	60.1%
% of FP17s for the same patient ID Re-attending between 3 & 9 months - Adults	201	516	39.0%	56.5%	56.7%
% of FP17s for Band 1 Urgent Courses	90	1,242	7.2%	9.4%	9.1%
% of FP17s Relating to Free Repair or Replacements	0	1,242	0.0%	0.7%	0.7%
% of FP17s Relating to Continuations	12	1,242	1.0%	0.5%	0.6%
% of Patients satisfied with the dentistry they have received	1	1	N/A	94.8%	93.0%
% of Patients satisfied with the time they had to wait for an appointment	1	1	N/A	90.1%	87.5%

* This is based on patients treated on this contract for their most recent course of treatment. Figures in italics indicate the base number of FP17s or Patient Questionnaire responses are less than 100. N/A is shown where the base number of responses is less than 10 during the period. % is calculated as Quantity/Base number*100

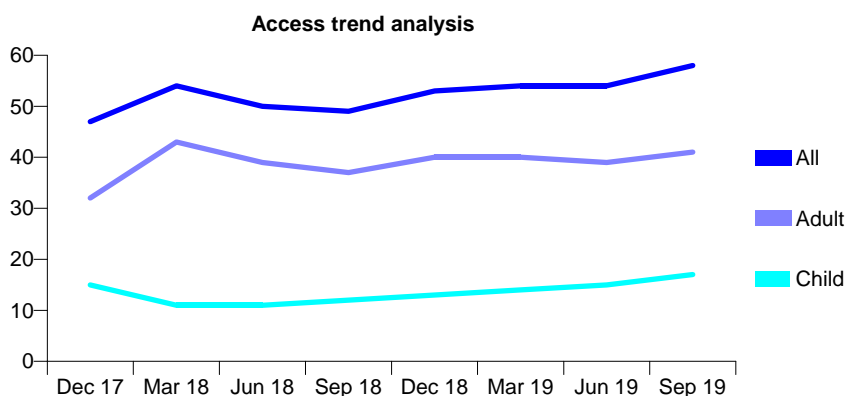
7A6 - Vital Signs At a Glance Contract Report for 133523/0002 - September 2019

Name or company name	Gateway OHS Limited
Contract type name	PDS Contract
Purpose of contract	General
Contract start date	01/07/2010
Contract end date	31/03/2020

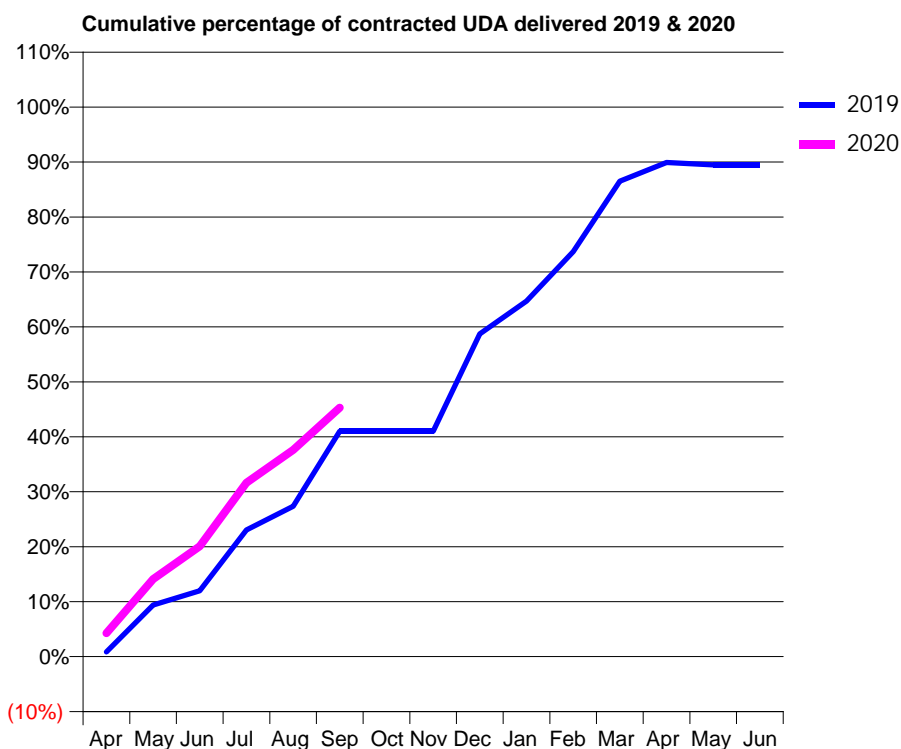
19/20 Contracted general activity (UDA)	702
Carry forward general activity (UDA)	0
19/20 Contracted orthodontic activity (UOA)	0
Carry forward orthodontic activity (UOA)	0
Baseline contract value	£87,179.92

ACCESS*

Patients seen in 24 months	Total	Change since previous quarter
Quarter ending September 2018	49	
Quarter ending December 2018	53	↑
Quarter ending March 2019	54	→
Quarter ending June 2019	54	→
Quarter ending September 2019	58	↑
Variance since September 2018	18.4%	↑



ACTIVITY



Month	Adjusted Scheduled Activity (UDA)	
	2019	2020
April	6	30
May	66	99
June	84	141
July	162	222
August	192	264
September	288	318
October	288	
November	288	
December	412	
January	454	
February	517	
March	607	
April	631	
May	628	
June	628	

QUALITY

	Quantity	Base Number	Contract	LHB	Wales
% of FP17s for the same patient ID Re-attending within 3 months - Children	1	33	3.0%	8.8%	10.7%
% of FP17s for the same patient ID Re-attending within 3 months - Adults	0	81	0.0%	14.1%	15.4%
% of FP17s for the same patient ID Re-attending between 3 & 9 months - Children	0	33	0.0%	57.8%	60.1%
% of FP17s for the same patient ID Re-attending between 3 & 9 months - Adults	1	81	1.2%	56.5%	56.7%
% of FP17s for Band 1 Urgent Courses	0	107	0.0%	9.4%	9.1%
% of FP17s Relating to Free Repair or Replacements	0	107	0.0%	0.7%	0.7%
% of FP17s Relating to Continuations	0	107	0.0%	0.5%	0.6%
% of Patients satisfied with the dentistry they have received	0	0	N/A	94.8%	93.0%
% of Patients satisfied with the time they had to wait for an appointment	0	0	N/A	90.1%	87.5%

* This is based on patients treated on this contract for their most recent course of treatment. Figures in italics indicate the base number of FP17s or Patient Questionnaire responses are less than 100. N/A is shown where the base number of responses is less than 10 during the period. % is calculated as Quantity/Base number*100

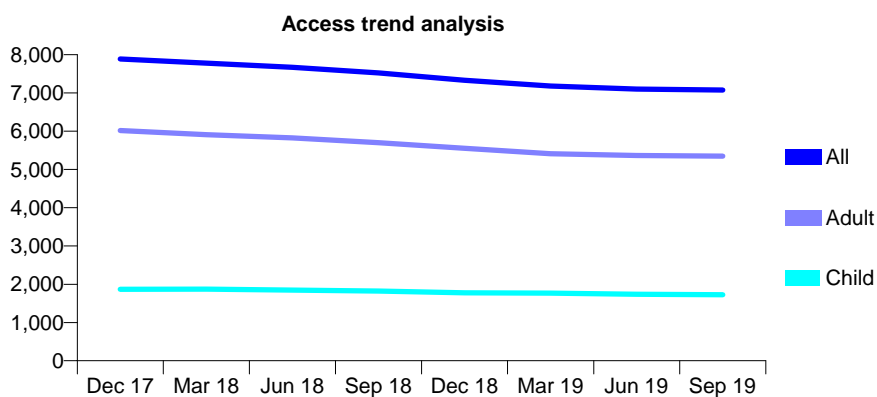
7A6 - Vital Signs At a Glance Contract Report for 133523/0008 - September 2019

Name or company name	Gateway OHS Limited
Contract type name	Pilot Contract
Purpose of contract	General
Contract start date	01/04/2015
Contract end date	

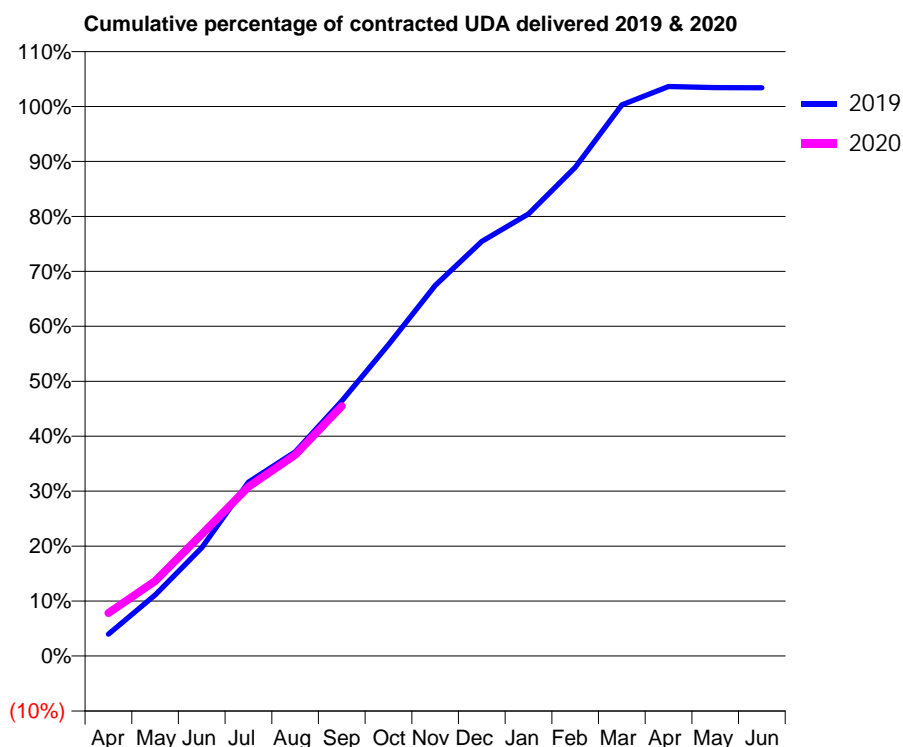
19/20 Contracted general activity (UDA)	20,787
Carry forward general activity (UDA)	-761
19/20 Contracted orthodontic activity (UOA)	0
Carry forward orthodontic activity (UOA)	0
Baseline contract value	£615,588.83

ACCESS*

Patients seen in 24 months	Total	Change since previous quarter
Quarter ending September 2018	7,524	
Quarter ending December 2018	7,328	↓
Quarter ending March 2019	7,179	↓
Quarter ending June 2019	7,101	↓
Quarter ending September 2019	7,076	→
Variance since September 2018	(6.0%)	↓



ACTIVITY



Month	Adjusted Scheduled Activity (UDA)	
	2019	2020
April	802	1,627
May	2,250	2,836
June	3,987	4,604
July	6,398	6,403
August	7,509	7,612
September	9,386	9,454
October	11,460	
November	13,638	
December	15,256	
January	16,272	
February	17,985	
March	20,282	
April	20,959	
May	20,915	
June	20,910	

QUALITY

	Quantity	Base Number	Contract	LHB	Wales
% of FP17s for the same patient ID Re-attending within 3 months - Children	82	1,259	6.5%	8.8%	10.7%
% of FP17s for the same patient ID Re-attending within 3 months - Adults	505	3,826	13.2%	14.1%	15.4%
% of FP17s for the same patient ID Re-attending between 3 & 9 months - Children	679	1,259	53.9%	57.8%	60.1%
% of FP17s for the same patient ID Re-attending between 3 & 9 months - Adults	2,125	3,826	55.5%	56.5%	56.7%
% of FP17s for Band 1 Urgent Courses	614	4,827	12.7%	9.4%	9.1%
% of FP17s Relating to Free Repair or Replacements	57	4,827	1.2%	0.7%	0.7%
% of FP17s Relating to Continuations	10	4,827	0.2%	0.5%	0.6%
% of Patients satisfied with the dentistry they have received	11	11	100.0%	94.8%	93.0%
% of Patients satisfied with the time they had to wait for an appointment	11	11	100.0%	90.1%	87.5%

* This is based on patients treated on this contract for their most recent course of treatment. Figures in italics indicate the base number of FP17s or Patient Questionnaire responses are less than 100. N/A is shown where the base number of responses is less than 10 during the period. % is calculated as Quantity/Base number*100

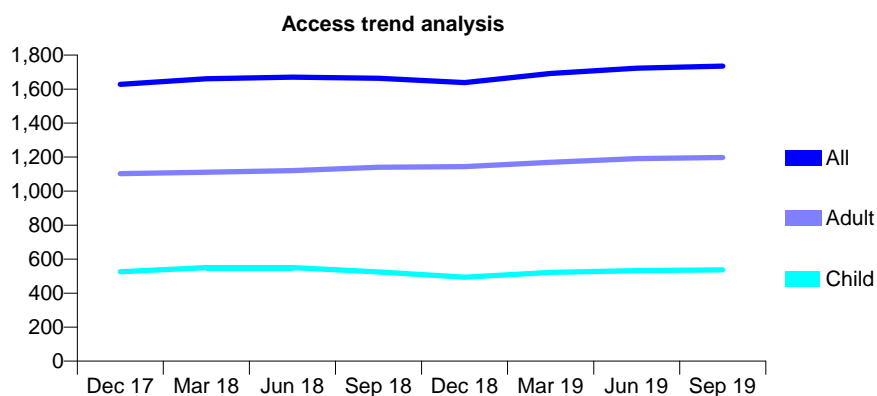
7A6 - Vital Signs At a Glance Contract Report for 140309/0001 - September 2019

Name or company name	A & M Jones Healthcare Ltd
Contract type name	GDS Contract
Purpose of contract	General
Contract start date	01/03/2012
Contract end date	

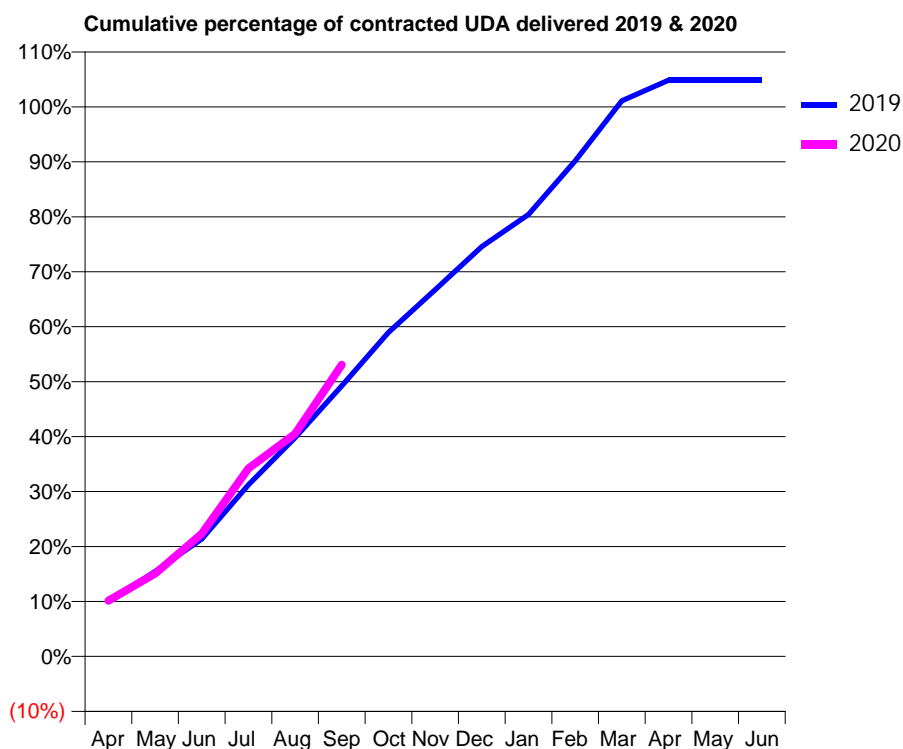
19/20 Contracted general activity (UDA)	6,254
Carry forward general activity (UDA)	-307
19/20 Contracted orthodontic activity (UOA)	0
Carry forward orthodontic activity (UOA)	0
Baseline contract value	£214,295.57

ACCESS*

Patients seen in 24 months	Total	Change since previous quarter
Quarter ending September 2018	1,664	
Quarter ending December 2018	1,638	↓
Quarter ending March 2019	1,691	↑
Quarter ending June 2019	1,723	→
Quarter ending September 2019	1,735	→
Variance since September 2018	4.3%	↑



ACTIVITY



Month	2019	2020
April	623	636
May	967	943
June	1,337	1,396
July	1,954	2,139
August	2,492	2,534
September	3,079	3,320
October	3,687	
November	4,175	
December	4,664	
January	5,030	
February	5,640	
March	6,323	
April	6,557	
May	6,557	
June	6,557	

QUALITY

	Quantity	Base Number	Contract	LHB	Wales
% of FP17s for the same patient ID Re-attending within 3 months - Children	10	445	2.2%	8.8%	10.7%
% of FP17s for the same patient ID Re-attending within 3 months - Adults	90	897	10.0%	14.1%	15.4%
% of FP17s for the same patient ID Re-attending between 3 & 9 months - Children	184	445	41.3%	57.8%	60.1%
% of FP17s for the same patient ID Re-attending between 3 & 9 months - Adults	357	897	39.8%	56.5%	56.7%
% of FP17s for Band 1 Urgent Courses	110	1,208	9.1%	9.4%	9.1%
% of FP17s Relating to Free Repair or Replacements	10	1,208	0.8%	0.7%	0.7%
% of FP17s Relating to Continuations	3	1,208	0.2%	0.5%	0.6%
% of Patients satisfied with the dentistry they have received	0	0	N/A	94.8%	93.0%
% of Patients satisfied with the time they had to wait for an appointment	0	0	N/A	90.1%	87.5%

* This is based on patients treated on this contract for their most recent course of treatment. Figures in italics indicate the base number of FP17s or Patient Questionnaire responses are less than 100. N/A is shown where the base number of responses is less than 10 during the period. % is calculated as Quantity/Base number*100

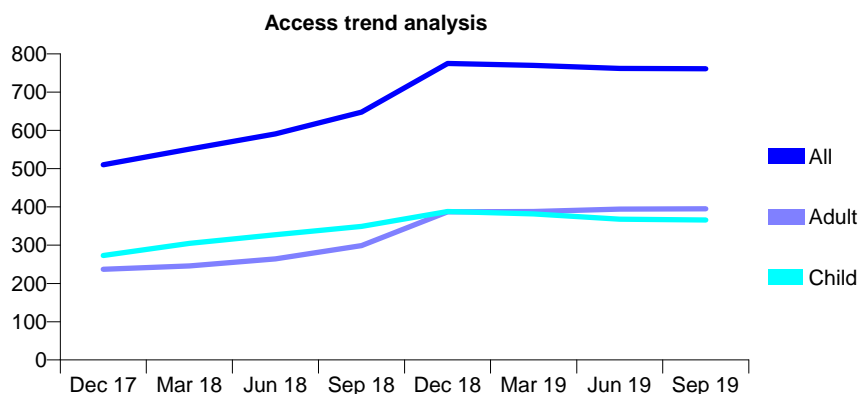
7A6 - Vital Signs At a Glance Contract Report for 140309/0002 - September 2019

Name or company name	N D Solutions Limited
Contract type name	GDS Contract
Purpose of contract	General
Contract start date	01/03/2012
Contract end date	

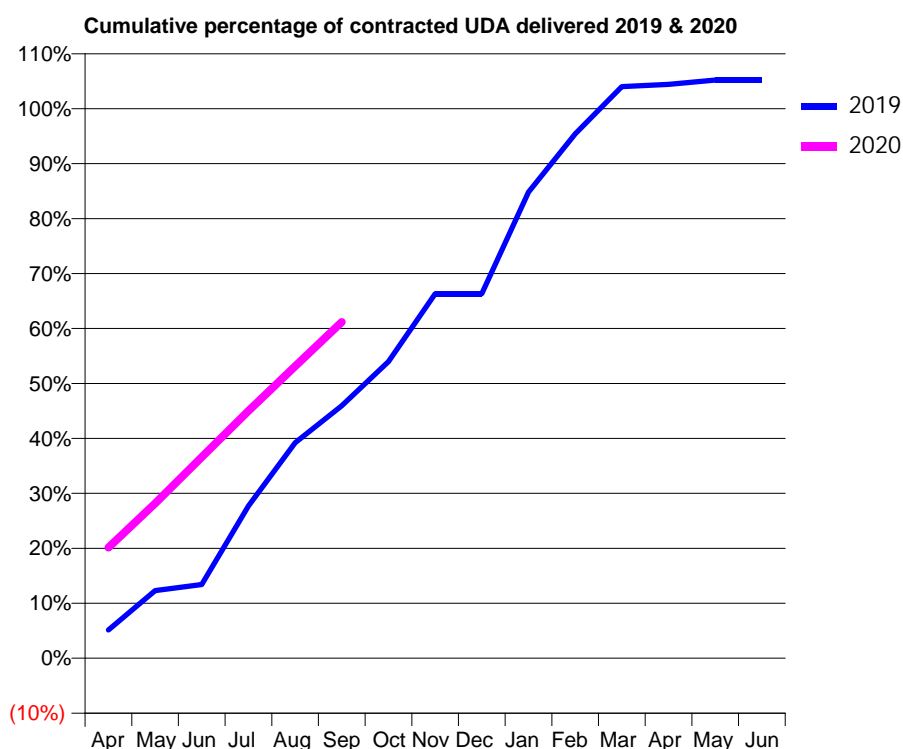
19/20 Contracted general activity (UDA)	1,764
Carry forward general activity (UDA)	-101
19/20 Contracted orthodontic activity (UOA)	0
Carry forward orthodontic activity (UOA)	0
Baseline contract value	£42,048.56

ACCESS*

Patients seen in 24 months	Total	Change since previous quarter
Quarter ending September 2018	648	
Quarter ending December 2018	775	↑
Quarter ending March 2019	770	→
Quarter ending June 2019	762	↓
Quarter ending September 2019	761	→
Variance since September 2018	17.4%	↑



ACTIVITY



Month	2019	2020
April	103	355
May	248	497
June	270	645
July	558	794
August	790	937
September	925	1,079
October	1,087	
November	1,336	
December	1,336	
January	1,709	
February	1,922	
March	2,095	
April	2,103	
May	2,119	
June	2,119	

QUALITY

	Quantity	Base Number	Contract	LHB	Wales
% of FP17s for the same patient ID Re-attending within 3 months - Children	16	288	5.6%	8.8%	10.7%
% of FP17s for the same patient ID Re-attending within 3 months - Adults	59	320	18.4%	14.1%	15.4%
% of FP17s for the same patient ID Re-attending between 3 & 9 months - Children	220	288	76.4%	57.8%	60.1%
% of FP17s for the same patient ID Re-attending between 3 & 9 months - Adults	198	320	61.9%	56.5%	56.7%
% of FP17s for Band 1 Urgent Courses	29	579	5.0%	9.4%	9.1%
% of FP17s Relating to Free Repair or Replacements	0	579	0.0%	0.7%	0.7%
% of FP17s Relating to Continuations	13	579	2.2%	0.5%	0.6%
% of Patients satisfied with the dentistry they have received	3	3	N/A	94.8%	93.0%
% of Patients satisfied with the time they had to wait for an appointment	3	3	N/A	90.1%	87.5%

* This is based on patients treated on this contract for their most recent course of treatment. Figures in italics indicate the base number of FP17s or Patient Questionnaire responses are less than 100. N/A is shown where the base number of responses is less than 10 during the period. % is calculated as Quantity/Base number*100

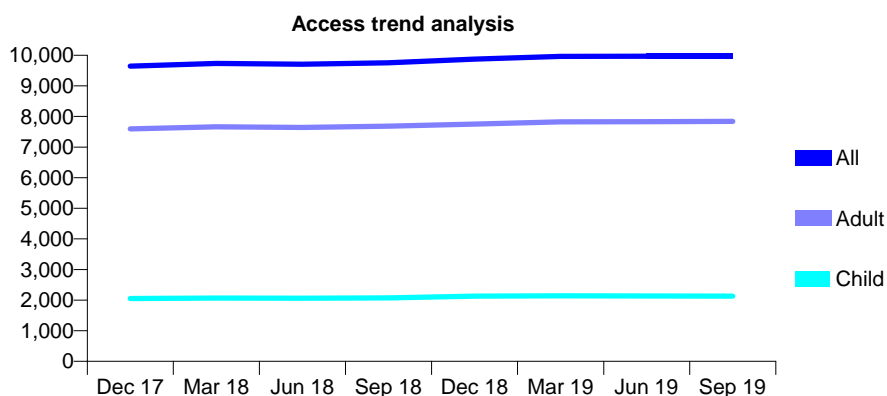
7A6 - Vital Signs At a Glance Contract Report for 142638/0001 - September 2019

Name or company name	The Goodwin Partnership Limited
Contract type name	GDS Contract
Purpose of contract	General
Contract start date	01/04/2009
Contract end date	

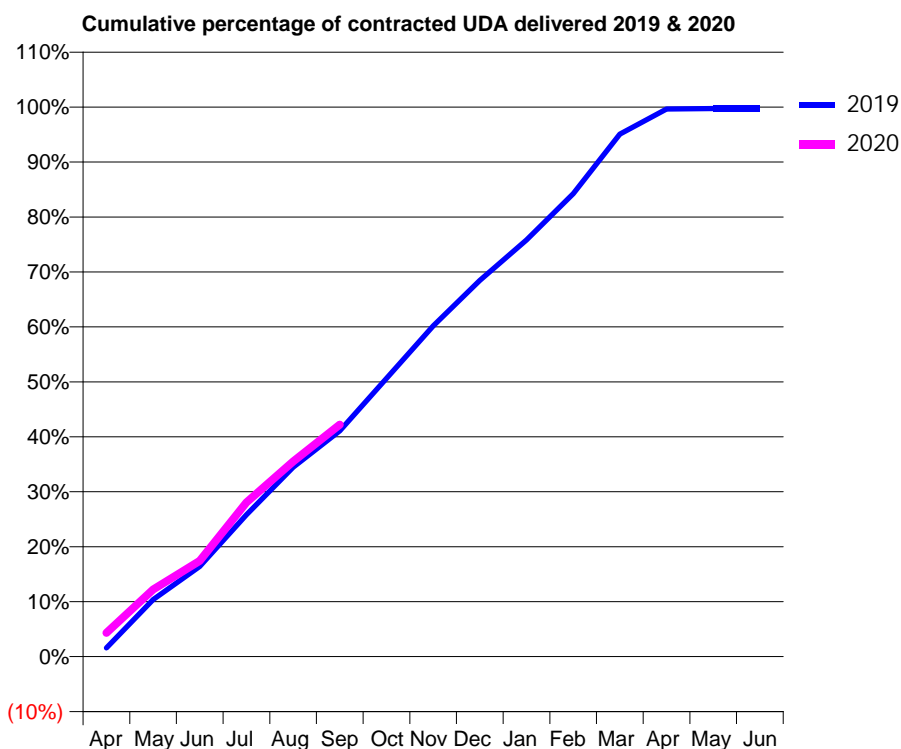
19/20 Contracted general activity (UDA)	26,856
Carry forward general activity (UDA)	69
19/20 Contracted orthodontic activity (UOA)	0
Carry forward orthodontic activity (UOA)	0
Baseline contract value	£691,499.18

ACCESS*

Patients seen in 24 months	Total	Change since previous quarter
Quarter ending September 2018	9,755	
Quarter ending December 2018	9,876	→
Quarter ending March 2019	9,963	→
Quarter ending June 2019	9,968	→
Quarter ending September 2019	9,969	→
Variance since September 2018	2.2%	↑



ACTIVITY



Month	Adjusted Scheduled Activity (UDA)	
	2019	2020
April	424	1,166
May	2,785	3,278
June	4,406	4,685
July	6,935	7,539
August	9,260	9,535
September	11,027	11,334
October	13,599	
November	16,168	
December	18,383	
January	20,363	
February	22,625	
March	25,531	
April	26,765	
May	26,780	
June	26,780	

QUALITY

	Quantity	Base Number	Contract	LHB	Wales
% of FP17s for the same patient ID Re-attending within 3 months - Children	96	1,333	7.2%	8.8%	10.7%
% of FP17s for the same patient ID Re-attending within 3 months - Adults	705	5,356	13.2%	14.1%	15.4%
% of FP17s for the same patient ID Re-attending between 3 & 9 months - Children	722	1,333	54.2%	57.8%	60.1%
% of FP17s for the same patient ID Re-attending between 3 & 9 months - Adults	3,046	5,356	56.9%	56.5%	56.7%
% of FP17s for Band 1 Urgent Courses	427	6,090	7.0%	9.4%	9.1%
% of FP17s Relating to Free Repair or Replacements	49	6,090	0.8%	0.7%	0.7%
% of FP17s Relating to Continuations	25	6,090	0.4%	0.5%	0.6%
% of Patients satisfied with the dentistry they have received	12	12	100.0%	94.8%	93.0%
% of Patients satisfied with the time they had to wait for an appointment	11	12	91.7%	90.1%	87.5%

* This is based on patients treated on this contract for their most recent course of treatment. Figures in italics indicate the base number of FP17s or Patient Questionnaire responses are less than 100. N/A is shown where the base number of responses is less than 10 during the period. % is calculated as Quantity/Base number*100

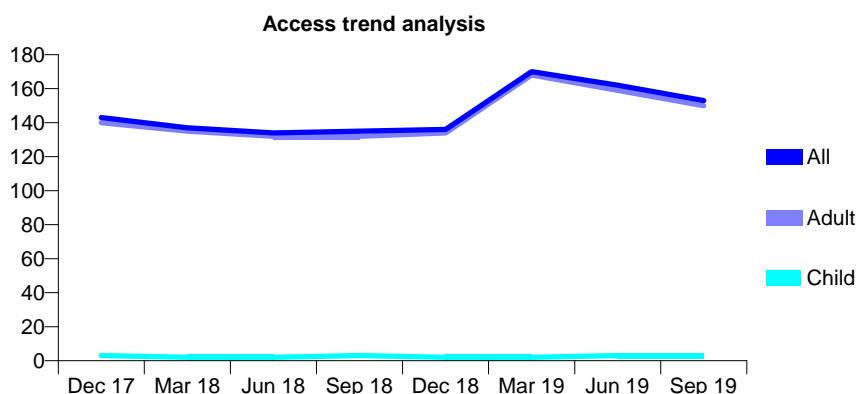
7A6 - Vital Signs At a Glance Contract Report for 142638/0002 - September 2019

Name or company name	The Goodwin Partnership Limited
Contract type name	GDS Contract
Purpose of contract	General
Contract start date	01/04/2009
Contract end date	

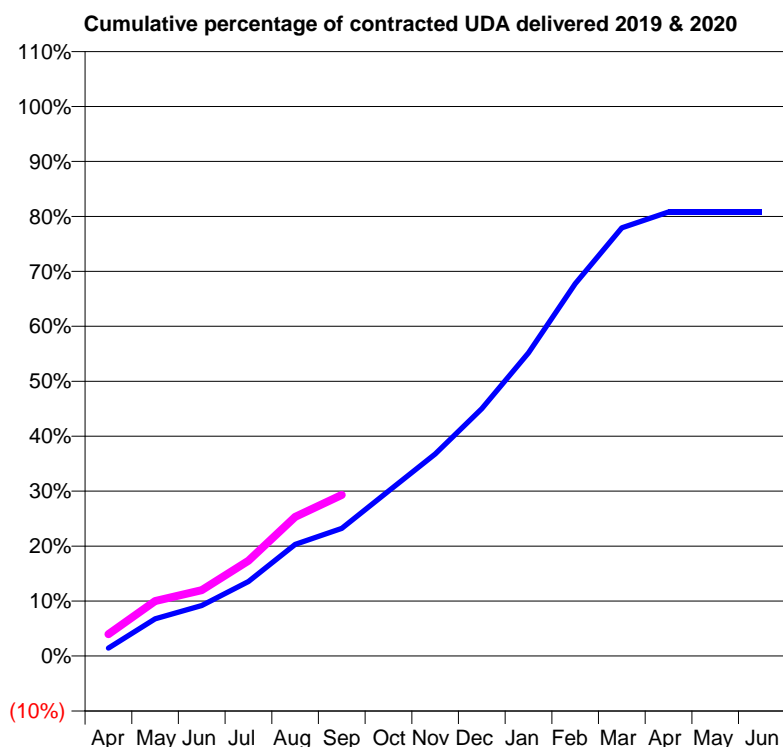
19/20 Contracted general activity (UDA)	180
Carry forward general activity (UDA)	0
19/20 Contracted orthodontic activity (UOA)	0
Carry forward orthodontic activity (UOA)	0
Baseline contract value	£10,846.53

ACCESS*

Patients seen in 24 months	Total	Change since previous quarter
Quarter ending September 2018	135	
Quarter ending December 2018	136	→
Quarter ending March 2019	170	↑
Quarter ending June 2019	162	↓
Quarter ending September 2019	153	↓
Variance since September 2018	13.3%	↑



ACTIVITY



Month	Adjusted Scheduled Activity (UDA)	
	2019	2020
April	4	7
May	17	18
June	23	22
July	34	31
August	50	46
September	58	53
October	74	
November	91	
December	112	
January	137	
February	168	
March	193	
April	200	
May	200	
June	200	

QUALITY

	Quantity	Base Number	Contract	LHB	Wales
% of FP17s for the same patient ID Re-attending within 3 months - Children	0	3	0.0%	8.8%	10.7%
% of FP17s for the same patient ID Re-attending within 3 months - Adults	0	47	0.0%	14.1%	15.4%
% of FP17s for the same patient ID Re-attending between 3 & 9 months - Children	0	3	0.0%	57.8%	60.1%
% of FP17s for the same patient ID Re-attending between 3 & 9 months - Adults	1	47	2.1%	56.5%	56.7%
% of FP17s for Band 1 Urgent Courses	44	44	100.0%	9.4%	9.1%
% of FP17s Relating to Free Repair or Replacements	0	44	0.0%	0.7%	0.7%
% of FP17s Relating to Continuations	0	44	0.0%	0.5%	0.6%
% of Patients satisfied with the dentistry they have received	0	0	N/A	94.8%	93.0%
% of Patients satisfied with the time they had to wait for an appointment	0	0	N/A	90.1%	87.5%

* This is based on patients treated on this contract for their most recent course of treatment. Figures in italics indicate the base number of FP17s or Patient Questionnaire responses are less than 100. N/A is shown where the base number of responses is less than 10 during the period. % is calculated as Quantity/Base number*100

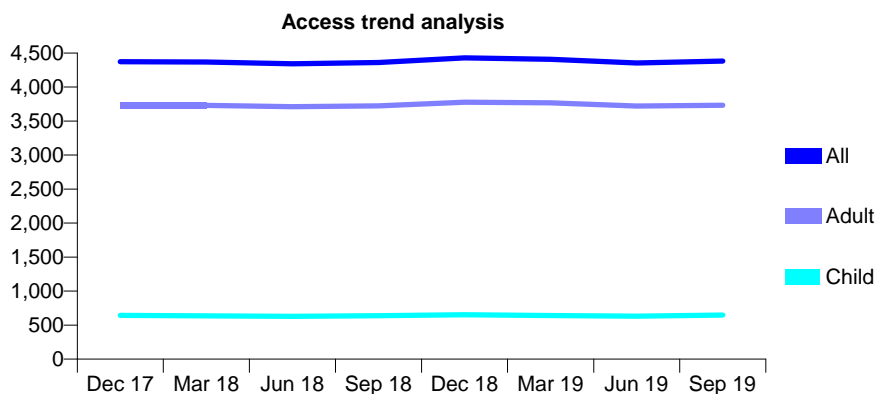
7A6 - Vital Signs At a Glance Contract Report for 144096/0001 - September 2019

Name or company name	Dalegrade Ltd
Contract type name	GDS Contract
Purpose of contract	General
Contract start date	01/04/2010
Contract end date	

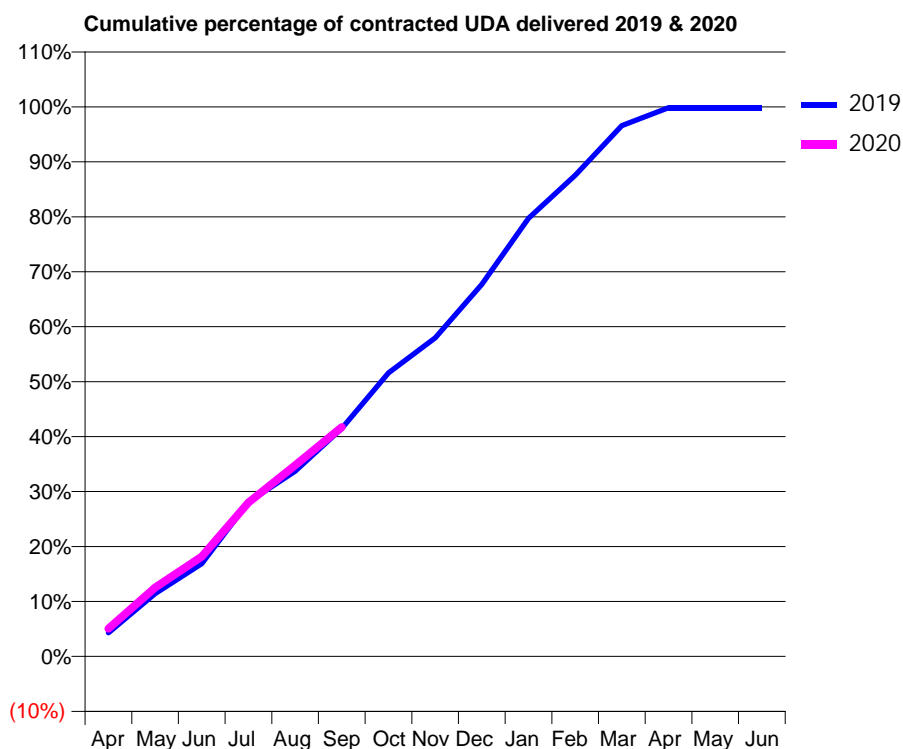
19/20 Contracted general activity (UDA)	13,320
Carry forward general activity (UDA)	6
19/20 Contracted orthodontic activity (UOA)	0
Carry forward orthodontic activity (UOA)	0
Baseline contract value	£407,269.88

ACCESS*

Patients seen in 24 months	Total	Change since previous quarter
Quarter ending September 2018	4,361	
Quarter ending December 2018	4,429	→
Quarter ending March 2019	4,408	→
Quarter ending June 2019	4,353	↓
Quarter ending September 2019	4,382	→
Variance since September 2018	0.5%	→



ACTIVITY



Month	Adjusted Scheduled Activity (UDA)	
	2019	2020
April	572	674
May	1,523	1,668
June	2,248	2,418
July	3,742	3,728
August	4,490	4,632
September	5,526	5,559
October	6,875	
November	7,719	
December	9,017	
January	10,621	
February	11,665	
March	12,867	
April	13,301	
May	13,301	
June	13,301	

QUALITY

	Quantity	Base Number	Contract	LHB	Wales
% of FP17s for the same patient ID Re-attending within 3 months - Children	47	482	9.8%	8.8%	10.7%
% of FP17s for the same patient ID Re-attending within 3 months - Adults	473	2,745	17.2%	14.1%	15.4%
% of FP17s for the same patient ID Re-attending between 3 & 9 months - Children	262	482	54.4%	57.8%	60.1%
% of FP17s for the same patient ID Re-attending between 3 & 9 months - Adults	1,525	2,745	55.6%	56.5%	56.7%
% of FP17s for Band 1 Urgent Courses	294	3,018	9.7%	9.4%	9.1%
% of FP17s Relating to Free Repair or Replacements	17	3,018	0.6%	0.7%	0.7%
% of FP17s Relating to Continuations	36	3,018	1.2%	0.5%	0.6%
% of Patients satisfied with the dentistry they have received	9	9	N/A	94.8%	93.0%
% of Patients satisfied with the time they had to wait for an appointment	8	9	N/A	90.1%	87.5%

* This is based on patients treated on this contract for their most recent course of treatment. Figures in italics indicate the base number of FP17s or Patient Questionnaire responses are less than 100. N/A is shown where the base number of responses is less than 10 during the period. % is calculated as Quantity/Base number*100

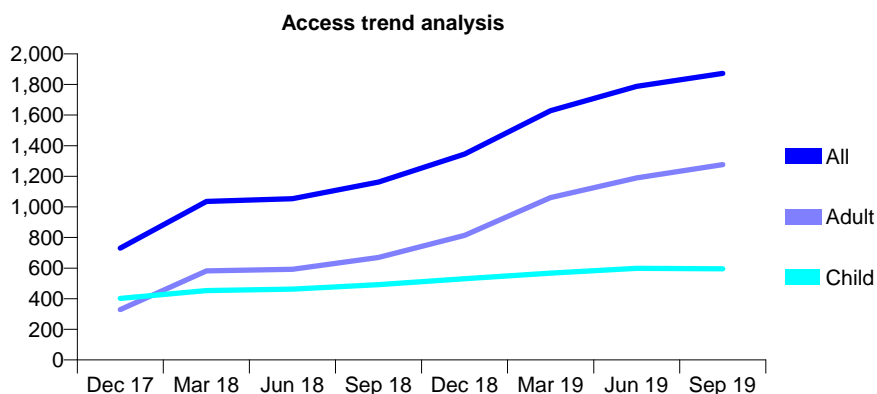
7A6 - Vital Signs At a Glance Contract Report for 144363/0001 - September 2019

Name or company name	Harj Consultancy Ltd
Contract type name	Pilot Contract
Purpose of contract	General
Contract start date	01/10/2015
Contract end date	

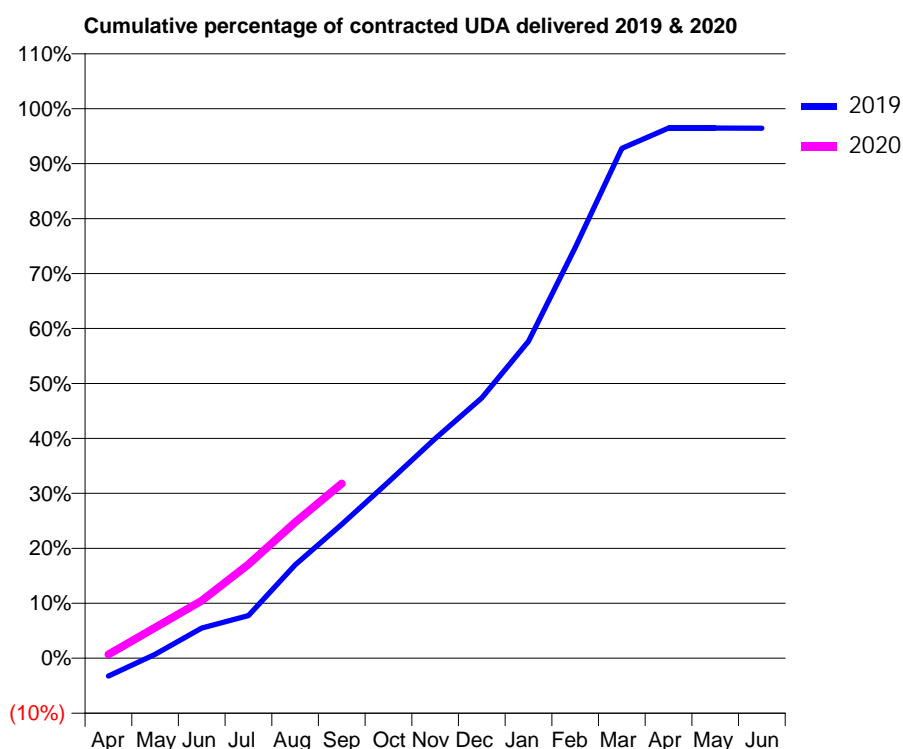
19/20 Contracted general activity (UDA)	6,300
Carry forward general activity (UDA)	164
19/20 Contracted orthodontic activity (UOA)	0
Carry forward orthodontic activity (UOA)	0
Baseline contract value	£175,810.95

ACCESS*

Patients seen in 24 months	Total	Change since previous quarter
Quarter ending September 2018	1,162	
Quarter ending December 2018	1,345	↑
Quarter ending March 2019	1,628	↑
Quarter ending June 2019	1,788	↑
Quarter ending September 2019	1,872	↑
Variance since September 2018	61.1%	↑



ACTIVITY



Month	2019	2020
April	-157	44
May	34	350
June	265	659
July	374	1,077
August	818	1,559
September	1,173	2,002
October	1,544	
November	1,924	
December	2,280	
January	2,774	
February	3,595	
March	4,462	
April	4,642	
May	4,641	
June	4,640	

QUALITY

	Quantity	Base Number	Contract	LHB	Wales
% of FP17s for the same patient ID Re-attending within 3 months - Children	18	402	4.5%	8.8%	10.7%
% of FP17s for the same patient ID Re-attending within 3 months - Adults	45	671	6.7%	14.1%	15.4%
% of FP17s for the same patient ID Re-attending between 3 & 9 months - Children	248	402	61.7%	57.8%	60.1%
% of FP17s for the same patient ID Re-attending between 3 & 9 months - Adults	312	671	46.5%	56.5%	56.7%
% of FP17s for Band 1 Urgent Courses	37	1,009	3.7%	9.4%	9.1%
% of FP17s Relating to Free Repair or Replacements	5	1,009	0.5%	0.7%	0.7%
% of FP17s Relating to Continuations	0	1,009	0.0%	0.5%	0.6%
% of Patients satisfied with the dentistry they have received	3	3	N/A	94.8%	93.0%
% of Patients satisfied with the time they had to wait for an appointment	3	3	N/A	90.1%	87.5%

* This is based on patients treated on this contract for their most recent course of treatment.

Figures in italics indicate the base number of FP17s or Patient Questionnaire responses are less than 100. N/A is shown where the base number of responses is less than 10 during the period. % is calculated as Quantity/Base number*100

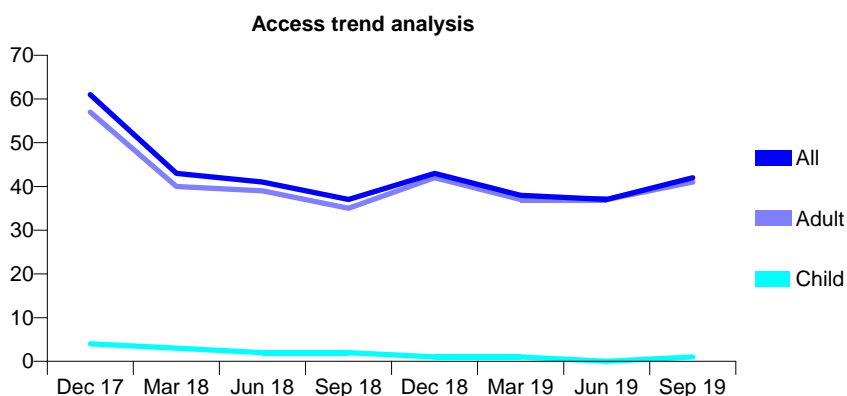
7A6 - Vital Signs At a Glance Contract Report for 146048/0001 - September 2019

Name or company name	Kensington Court Anaesthetic Clinic
Contract type name	PDS Contract
Purpose of contract	General
Contract start date	01/04/2006
Contract end date	31/03/2020

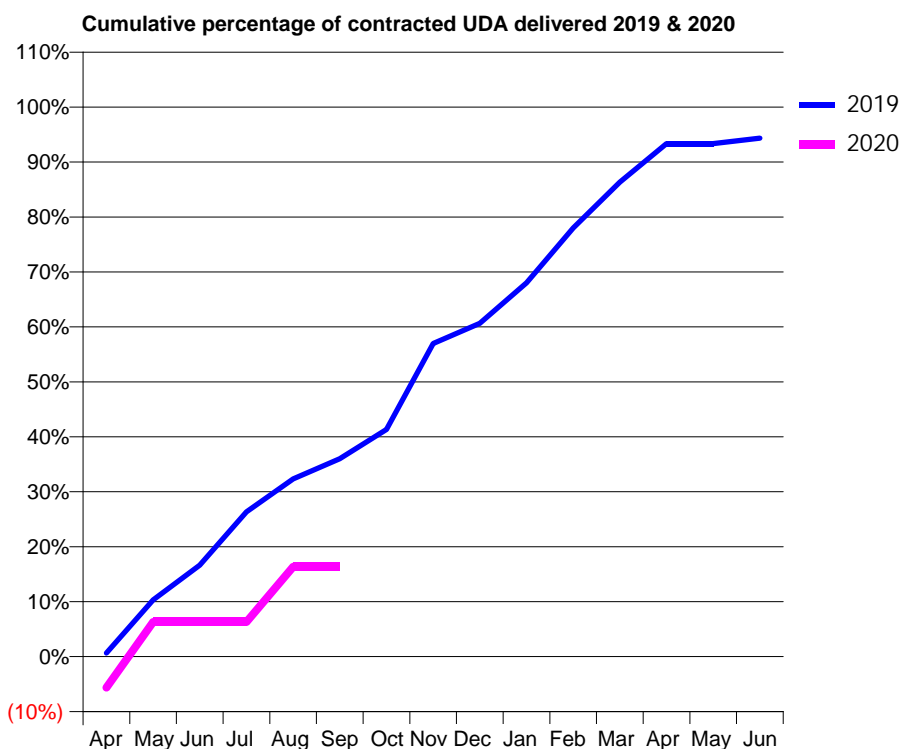
19/20 Contracted general activity (UDA)	300
Carry forward general activity (UDA)	17
19/20 Contracted orthodontic activity (UOA)	0
Carry forward orthodontic activity (UOA)	0
Baseline contract value	£24,030.71

ACCESS*

Patients seen in 24 months	Total	Change since previous quarter
Quarter ending September 2018	37	
Quarter ending December 2018	43	↑
Quarter ending March 2019	38	↓
Quarter ending June 2019	37	↓
Quarter ending September 2019	42	↑
Variance since September 2018	13.5%	↑



ACTIVITY



Month	Adjusted Scheduled Activity (UDA)	
	2019	2020
April	2	-17
May	31	19
June	50	19
July	79	19
August	97	49
September	108	49
October	124	
November	171	
December	182	
January	204	
February	234	
March	259	
April	280	
May	280	
June	283	

QUALITY

	Quantity	Base Number	Contract	LHB	Wales
% of FP17s for the same patient ID Re-attending within 3 months - Children	1	3	33.3%	8.8%	10.7%
% of FP17s for the same patient ID Re-attending within 3 months - Adults	5	28	17.9%	14.1%	15.4%
% of FP17s for the same patient ID Re-attending between 3 & 9 months - Children	0	3	0.0%	57.8%	60.1%
% of FP17s for the same patient ID Re-attending between 3 & 9 months - Adults	4	28	14.3%	56.5%	56.7%
% of FP17s for Band 1 Urgent Courses	0	22	0.0%	9.4%	9.1%
% of FP17s Relating to Free Repair or Replacements	0	22	0.0%	0.7%	0.7%
% of FP17s Relating to Continuations	0	22	0.0%	0.5%	0.6%
% of Patients satisfied with the dentistry they have received	0	0	N/A	94.8%	93.0%
% of Patients satisfied with the time they had to wait for an appointment	0	0	N/A	90.1%	87.5%

* This is based on patients treated on this contract for their most recent course of treatment. Figures in italics indicate the base number of FP17s or Patient Questionnaire responses are less than 100. N/A is shown where the base number of responses is less than 10 during the period. % is calculated as Quantity/Base number*100

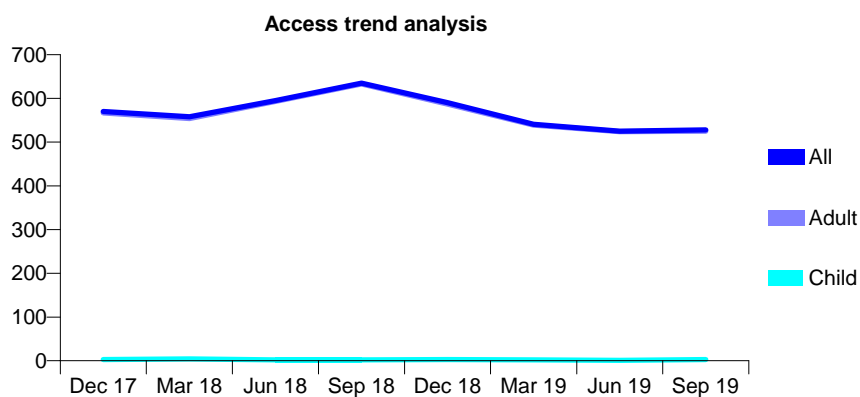
7A6 - Vital Signs At a Glance Contract Report for 146048/0004 - September 2019

Name or company name	Kensington Court Anaesthetic Clinic
Contract type name	PDS Contract
Purpose of contract	General
Contract start date	01/04/2014
Contract end date	31/03/2020

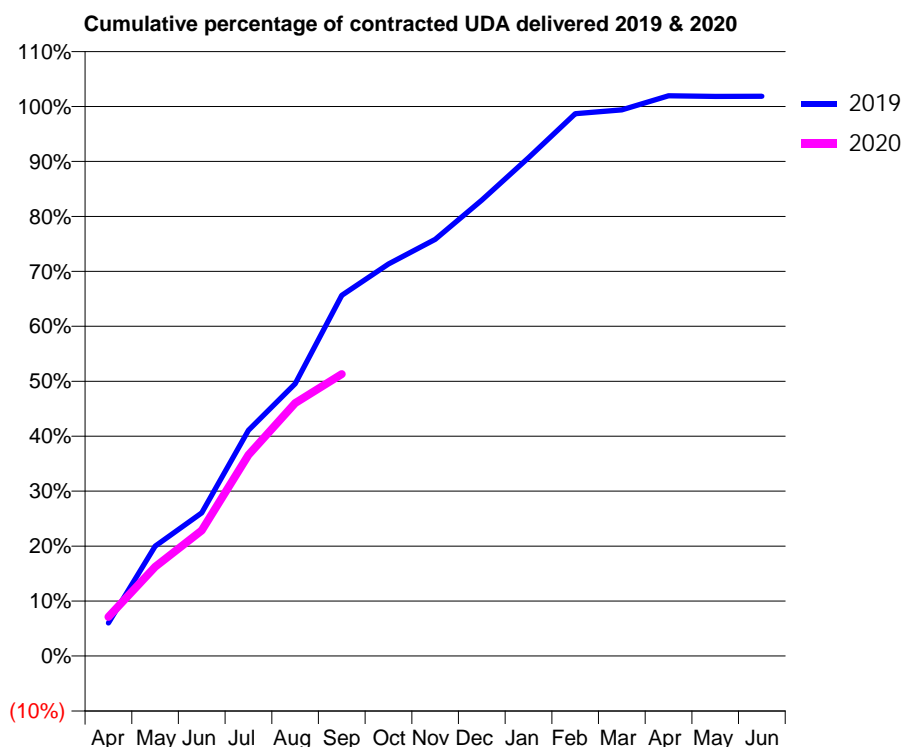
19/20 Contracted general activity (UDA)	3,016
Carry forward general activity (UDA)	-63
19/20 Contracted orthodontic activity (UOA)	0
Carry forward orthodontic activity (UOA)	0
Baseline contract value	£230,886.99

ACCESS*

Patients seen in 24 months	Total	Change since previous quarter
Quarter ending September 2018	635	
Quarter ending December 2018	590	↓
Quarter ending March 2019	541	↓
Quarter ending June 2019	525	↓
Quarter ending September 2019	528	→
Variance since September 2018	(16.9%)	↓



ACTIVITY



Month	Adjusted Scheduled Activity (UDA)	
	2019	2020
April	184	215
May	610	490
June	795	689
July	1,254	1,104
August	1,513	1,388
September	2,004	1,547
October	2,178	
November	2,315	
December	2,533	
January	2,768	
February	3,013	
March	3,034	
April	3,112	
May	3,109	
June	3,110	

QUALITY

	Quantity	Base Number	Contract	LHB	Wales
% of FP17s for the same patient ID Re-attending within 3 months - Children	0	7	0.0%	8.8%	10.7%
% of FP17s for the same patient ID Re-attending within 3 months - Adults	3	570	0.5%	14.1%	15.4%
% of FP17s for the same patient ID Re-attending between 3 & 9 months - Children	0	7	0.0%	57.8%	60.1%
% of FP17s for the same patient ID Re-attending between 3 & 9 months - Adults	0	570	0.0%	56.5%	56.7%
% of FP17s for Band 1 Urgent Courses	0	550	0.0%	9.4%	9.1%
% of FP17s Relating to Free Repair or Replacements	0	550	0.0%	0.7%	0.7%
% of FP17s Relating to Continuations	0	550	0.0%	0.5%	0.6%
% of Patients satisfied with the dentistry they have received	1	1	N/A	94.8%	93.0%
% of Patients satisfied with the time they had to wait for an appointment	1	1	N/A	90.1%	87.5%

* This is based on patients treated on this contract for their most recent course of treatment. Figures in italics indicate the base number of FP17s or Patient Questionnaire responses are less than 100. N/A is shown where the base number of responses is less than 10 during the period. % is calculated as Quantity/Base number*100

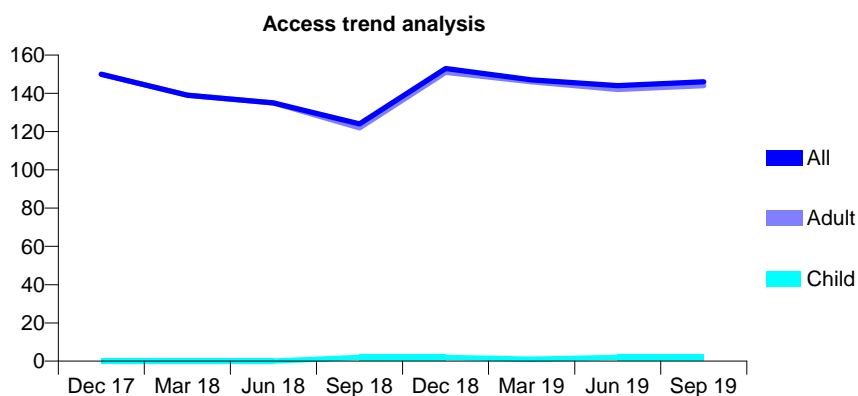
7A6 - Vital Signs At a Glance Contract Report for 146048/0008 - September 2019

Name or company name	Kensington Court Anaesthetic Clinic
Contract type name	PDS Contract
Purpose of contract	General
Contract start date	01/04/2015
Contract end date	31/03/2020

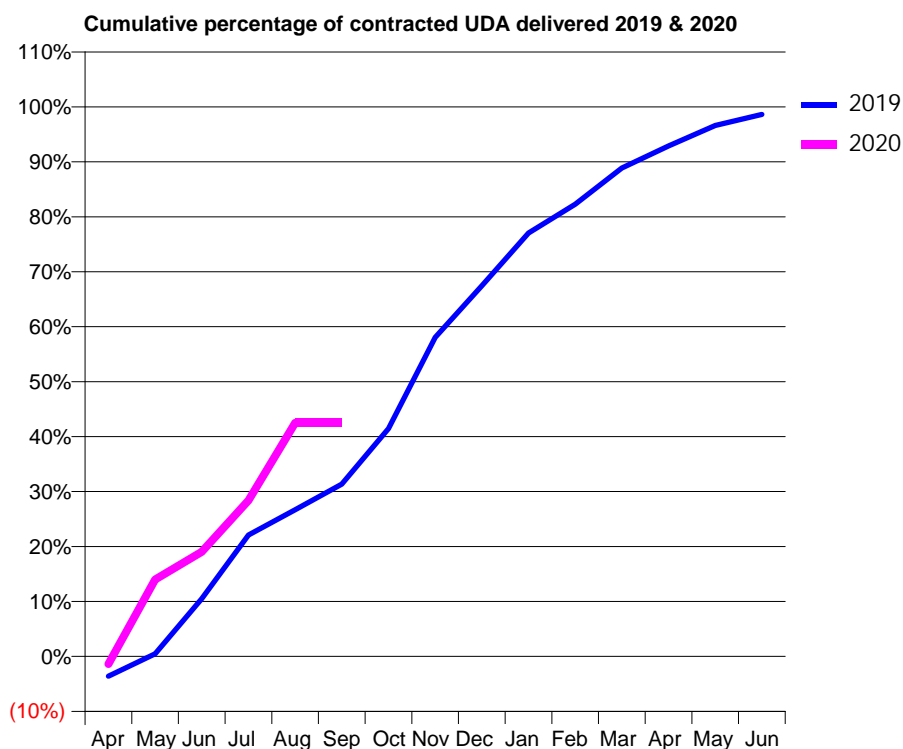
19/20 Contracted general activity (UDA)	793
Carry forward general activity (UDA)	11
19/20 Contracted orthodontic activity (UOA)	0
Carry forward orthodontic activity (UOA)	0
Baseline contract value	£84,643.11

ACCESS*

Patients seen in 24 months	Total	Change since previous quarter
Quarter ending September 2018	124	
Quarter ending December 2018	153	↑
Quarter ending March 2019	147	↓
Quarter ending June 2019	144	↓
Quarter ending September 2019	146	→
Variance since September 2018	17.7%	↑



ACTIVITY



Month	2019	2020
April	-29	-11
May	4	111
June	84	151
July	177	225
August	214	337
September	251	337
October	332	
November	465	
December	540	
January	617	
February	659	
March	712	
April	744	
May	774	
June	790	

QUALITY

	Quantity	Base Number	Contract	LHB	Wales
% of FP17s for the same patient ID Re-attending within 3 months - Children	0	4	0.0%	8.8%	10.7%
% of FP17s for the same patient ID Re-attending within 3 months - Adults	7	164	4.3%	14.1%	15.4%
% of FP17s for the same patient ID Re-attending between 3 & 9 months - Children	0	4	0.0%	57.8%	60.1%
% of FP17s for the same patient ID Re-attending between 3 & 9 months - Adults	6	164	3.7%	56.5%	56.7%
% of FP17s for Band 1 Urgent Courses	0	134	0.0%	9.4%	9.1%
% of FP17s Relating to Free Repair or Replacements	0	134	0.0%	0.7%	0.7%
% of FP17s Relating to Continuations	0	134	0.0%	0.5%	0.6%
% of Patients satisfied with the dentistry they have received	0	0	N/A	94.8%	93.0%
% of Patients satisfied with the time they had to wait for an appointment	0	0	N/A	90.1%	87.5%

* This is based on patients treated on this contract for their most recent course of treatment. Figures in italics indicate the base number of FP17s or Patient Questionnaire responses are less than 100. N/A is shown where the base number of responses is less than 10 during the period. % is calculated as Quantity/Base number*100

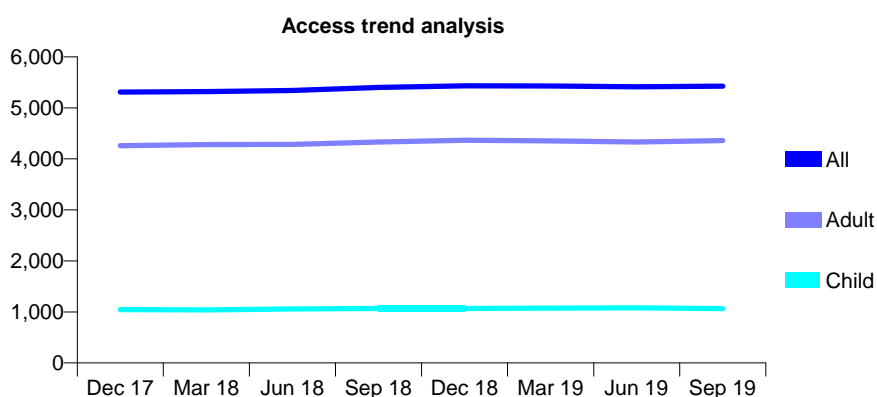
7A6 - Vital Signs At a Glance Contract Report for 148881/0001 - September 2019

Name or company name	N Malik & K Partridge
Contract type name	GDS Contract
Purpose of contract	General
Contract start date	01/11/2011
Contract end date	

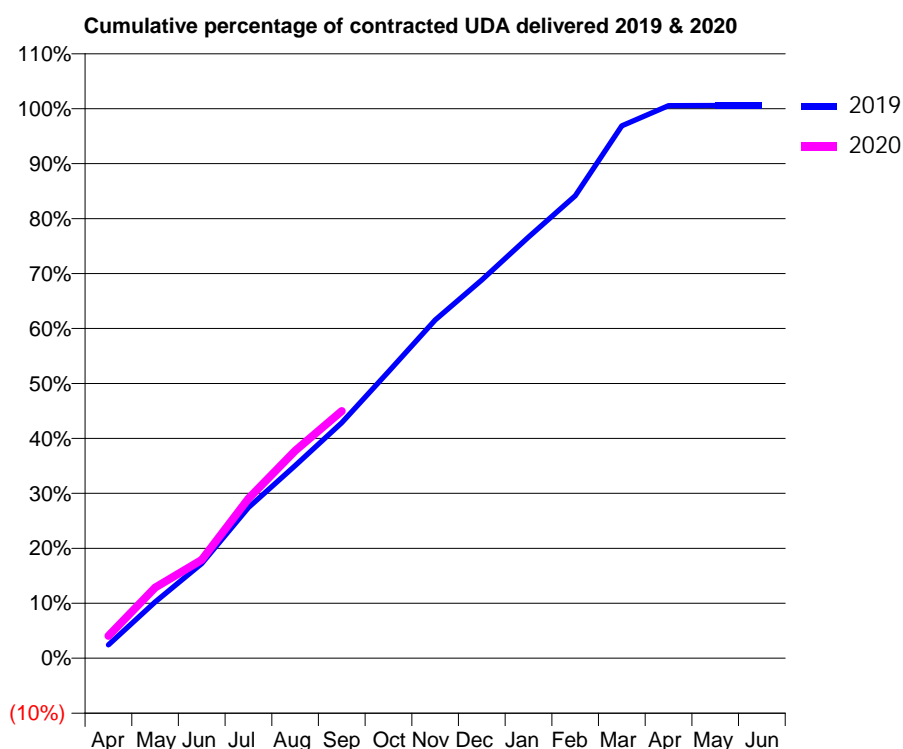
19/20 Contracted general activity (UDA)	18,124
Carry forward general activity (UDA)	-105
19/20 Contracted orthodontic activity (UOA)	0
Carry forward orthodontic activity (UOA)	0
Baseline contract value	£458,807.31

ACCESS*

Patients seen in 24 months	Total	Change since previous quarter
Quarter ending September 2018	5,399	
Quarter ending December 2018	5,431	→
Quarter ending March 2019	5,429	→
Quarter ending June 2019	5,412	→
Quarter ending September 2019	5,425	→
Variance since September 2018	0.5%	→



ACTIVITY



Month	Adjusted Scheduled Activity (UDA)	
	2019	2020
April	444	736
May	1,856	2,327
June	3,121	3,243
July	4,967	5,265
August	6,354	6,847
September	7,764	8,150
October	9,448	
November	11,156	
December	12,477	
January	13,886	
February	15,250	
March	17,554	
April	18,223	
May	18,229	
June	18,229	

QUALITY

	Quantity	Base Number	Contract	LHB	Wales
% of FP17s for the same patient ID Re-attending within 3 months - Children	71	816	8.7%	8.8%	10.7%
% of FP17s for the same patient ID Re-attending within 3 months - Adults	515	3,296	15.6%	14.1%	15.4%
% of FP17s for the same patient ID Re-attending between 3 & 9 months - Children	478	816	58.6%	57.8%	60.1%
% of FP17s for the same patient ID Re-attending between 3 & 9 months - Adults	1,945	3,296	59.0%	56.5%	56.7%
% of FP17s for Band 1 Urgent Courses	355	3,865	9.2%	9.4%	9.1%
% of FP17s Relating to Free Repair or Replacements	57	3,865	1.5%	0.7%	0.7%
% of FP17s Relating to Continuations	27	3,865	0.7%	0.5%	0.6%
% of Patients satisfied with the dentistry they have received	5	7	N/A	94.8%	93.0%
% of Patients satisfied with the time they had to wait for an appointment	6	7	N/A	90.1%	87.5%

* This is based on patients treated on this contract for their most recent course of treatment.

Figures in italics indicate the base number of FP17s or Patient Questionnaire responses are less than 100. N/A is shown where the base number of responses is less than 10 during the period. % is calculated as Quantity/Base number*100

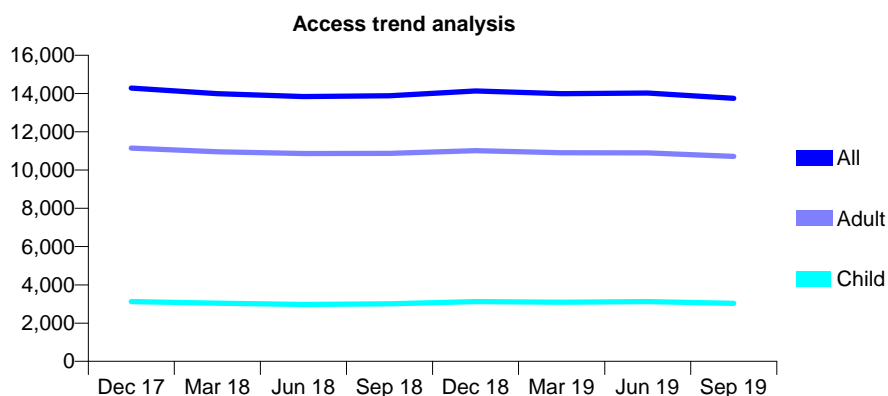
7A6 - Vital Signs At a Glance Contract Report for 154245/0003 - September 2019

Name or company name	Restore Dental Group
Contract type name	GDS Contract
Purpose of contract	General
Contract start date	01/04/2013
Contract end date	

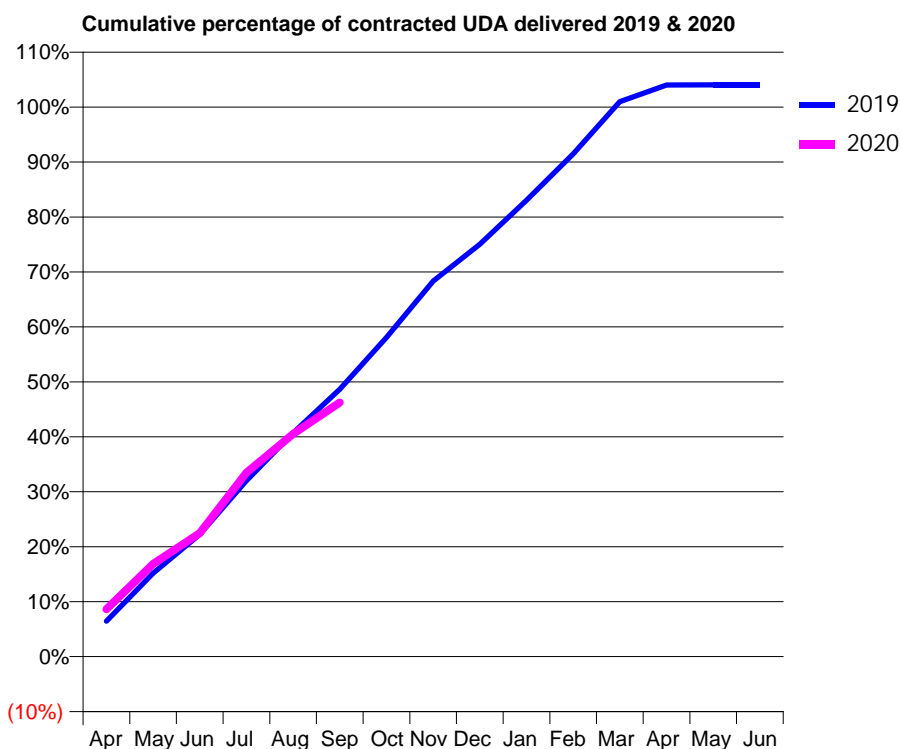
19/20 Contracted general activity (UDA)	43,523
Carry forward general activity (UDA)	-1,835
19/20 Contracted orthodontic activity (UOA)	0
Carry forward orthodontic activity (UOA)	0
Baseline contract value	£1,177,676.25

ACCESS*

Patients seen in 24 months	Total	Change since previous quarter
Quarter ending September 2018	13,886	
Quarter ending December 2018	14,133	→
Quarter ending March 2019	13,996	→
Quarter ending June 2019	14,023	→
Quarter ending September 2019	13,749	↓
Variance since September 2018	(1.0%)	→



ACTIVITY



Month	Adjusted Scheduled Activity (UDA)	
	2019	2020
April	2,546	3,760
May	5,979	7,342
June	8,760	9,789
July	12,603	14,568
August	16,033	17,646
September	19,150	20,121
October	22,869	
November	26,901	
December	29,545	
January	32,684	
February	36,015	
March	39,761	
April	40,954	
May	40,957	
June	40,959	

QUALITY

	Quantity	Base Number	Contract	LHB	Wales
% of FP17s for the same patient ID Re-attending within 3 months - Children	134	2,384	5.6%	8.8%	10.7%
% of FP17s for the same patient ID Re-attending within 3 months - Adults	903	8,304	10.9%	14.1%	15.4%
% of FP17s for the same patient ID Re-attending between 3 & 9 months - Children	1,474	2,384	61.8%	57.8%	60.1%
% of FP17s for the same patient ID Re-attending between 3 & 9 months - Adults	5,378	8,304	64.8%	56.5%	56.7%
% of FP17s for Band 1 Urgent Courses	674	10,055	6.7%	9.4%	9.1%
% of FP17s Relating to Free Repair or Replacements	90	10,055	0.9%	0.7%	0.7%
% of FP17s Relating to Continuations	89	10,055	0.9%	0.5%	0.6%
% of Patients satisfied with the dentistry they have received	13	14	92.9%	94.8%	93.0%
% of Patients satisfied with the time they had to wait for an appointment	11	14	78.6%	90.1%	87.5%

* This is based on patients treated on this contract for their most recent course of treatment. Figures in italics indicate the base number of FP17s or Patient Questionnaire responses are less than 100. N/A is shown where the base number of responses is less than 10 during the period. % is calculated as Quantity/Base number*100

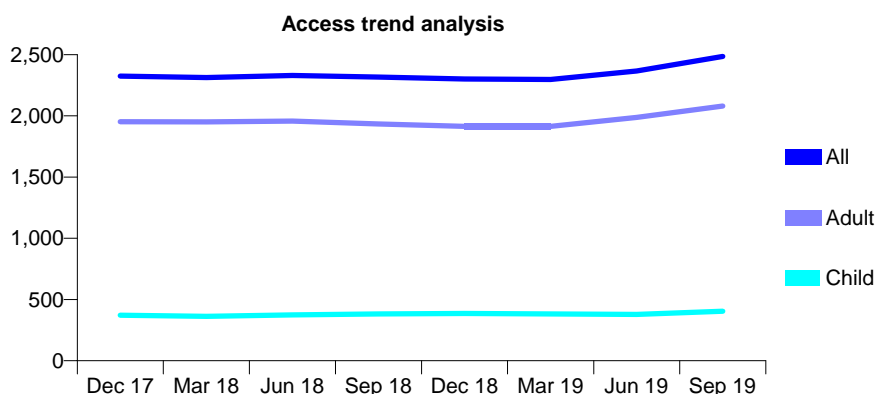
7A6 - Vital Signs At a Glance Contract Report for 156566/0001 - September 2019

Name or company name	Blackwood Dental Centre.
Contract type name	GDS Contract
Purpose of contract	General
Contract start date	04/09/2014
Contract end date	

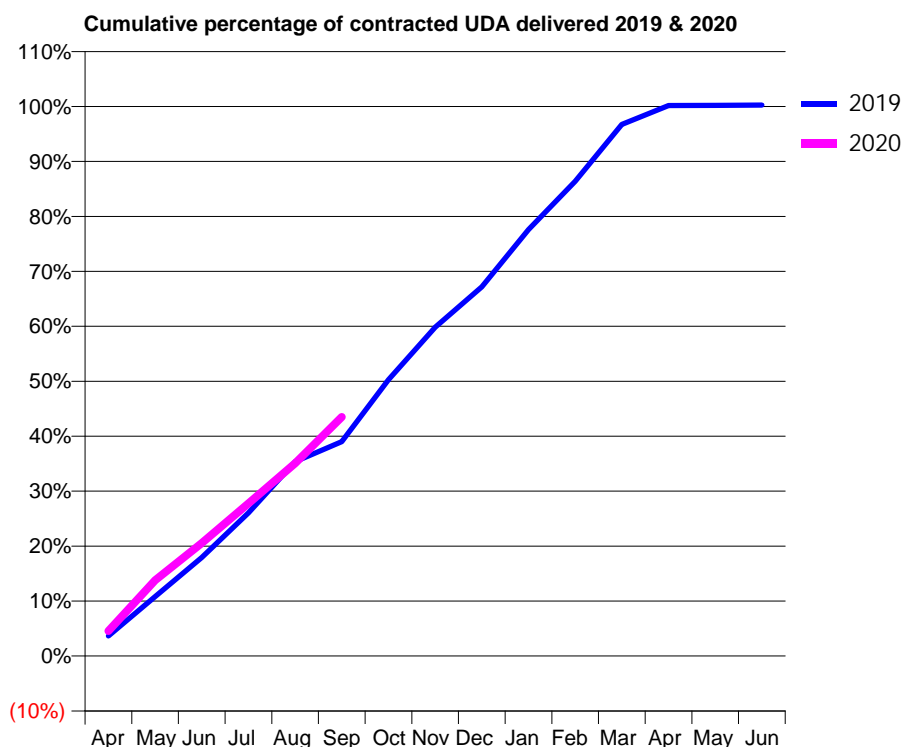
19/20 Contracted general activity (UDA)	8,946
Carry forward general activity (UDA)	-69
19/20 Contracted orthodontic activity (UOA)	0
Carry forward orthodontic activity (UOA)	0
Baseline contract value	£222,522.39

ACCESS*

Patients seen in 24 months	Total	Change since previous quarter
Quarter ending September 2018	2,317	
Quarter ending December 2018	2,301	→
Quarter ending March 2019	2,297	→
Quarter ending June 2019	2,367	↑
Quarter ending September 2019	2,485	↑
Variance since September 2018	7.3%	↑



ACTIVITY



Month	Adjusted Scheduled Activity (UDA)	
	2019	2020
April	269	410
May	795	1,233
June	1,316	1,839
July	1,914	2,485
August	2,598	3,137
September	2,866	3,891
October	3,695	
November	4,394	
December	4,933	
January	5,699	
February	6,347	
March	7,105	
April	7,357	
May	7,360	
June	7,365	

QUALITY

	Quantity	Base Number	Contract	LHB	Wales
% of FP17s for the same patient ID Re-attending within 3 months - Children	13	284	4.6%	8.8%	10.7%
% of FP17s for the same patient ID Re-attending within 3 months - Adults	224	1,729	13.0%	14.1%	15.4%
% of FP17s for the same patient ID Re-attending between 3 & 9 months - Children	154	284	54.2%	57.8%	60.1%
% of FP17s for the same patient ID Re-attending between 3 & 9 months - Adults	929	1,729	53.7%	56.5%	56.7%
% of FP17s for Band 1 Urgent Courses	126	1,892	6.7%	9.4%	9.1%
% of FP17s Relating to Free Repair or Replacements	10	1,892	0.5%	0.7%	0.7%
% of FP17s Relating to Continuations	13	1,892	0.7%	0.5%	0.6%
% of Patients satisfied with the dentistry they have received	13	14	92.9%	94.8%	93.0%
% of Patients satisfied with the time they had to wait for an appointment	12	14	85.7%	90.1%	87.5%

* This is based on patients treated on this contract for their most recent course of treatment. Figures in italics indicate the base number of FP17s or Patient Questionnaire responses are less than 100. N/A is shown where the base number of responses is less than 10 during the period. % is calculated as Quantity/Base number*100

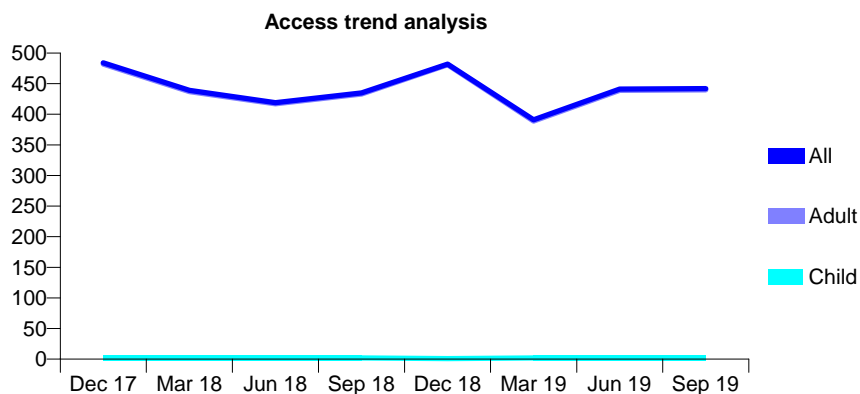
7A6 - Vital Signs At a Glance Contract Report for 156566/0002 - September 2019

Name or company name	Blackwood Dental Centre.
Contract type name	PDS Contract
Purpose of contract	General
Contract start date	04/09/2014
Contract end date	31/03/2020

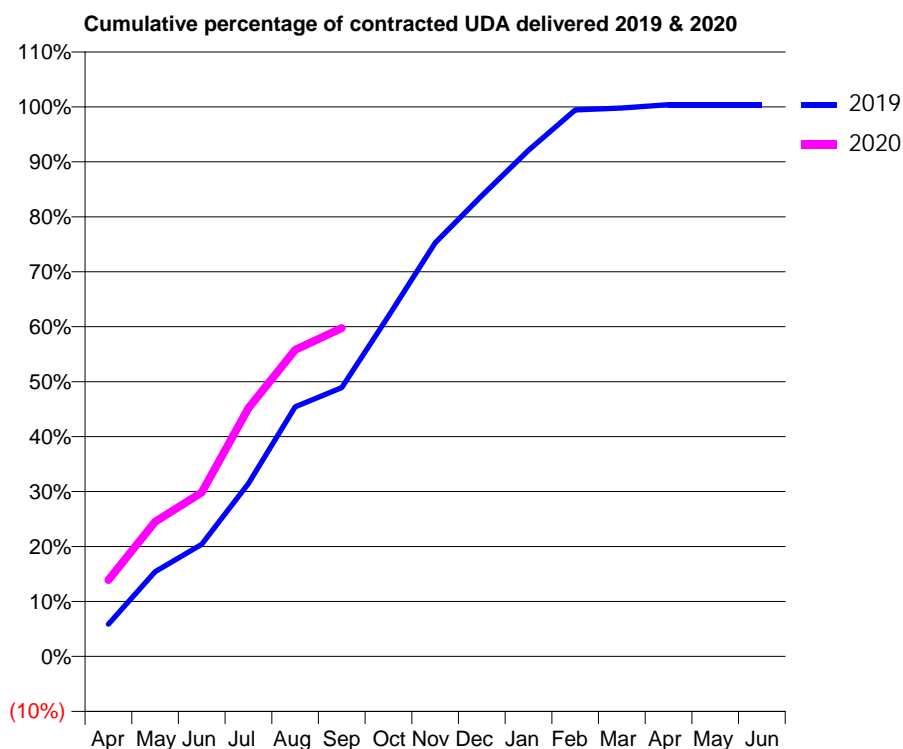
19/20 Contracted general activity (UDA)	3,016
Carry forward general activity (UDA)	-12
19/20 Contracted orthodontic activity (UOA)	0
Carry forward orthodontic activity (UOA)	0
Baseline contract value	£230,886.99

ACCESS*

Patients seen in 24 months	Total	Change since previous quarter
Quarter ending September 2018	435	
Quarter ending December 2018	482	↑
Quarter ending March 2019	391	↓
Quarter ending June 2019	441	↑
Quarter ending September 2019	442	→
Variance since September 2018	1.6%	→



ACTIVITY



Month	Adjusted Scheduled Activity (UDA)	
	2019	2020
April	178	420
May	469	739
June	620	900
July	957	1,362
August	1,381	1,682
September	1,487	1,801
October	1,883	
November	2,289	
December	2,549	
January	2,801	
February	3,024	
March	3,035	
April	3,053	
May	3,053	
June	3,053	

QUALITY

	Quantity	Base Number	Contract	LHB	Wales
% of FP17s for the same patient ID Re-attending within 3 months - Children	0	7	0.0%	8.8%	10.7%
% of FP17s for the same patient ID Re-attending within 3 months - Adults	8	706	1.1%	14.1%	15.4%
% of FP17s for the same patient ID Re-attending between 3 & 9 months - Children	0	7	0.0%	57.8%	60.1%
% of FP17s for the same patient ID Re-attending between 3 & 9 months - Adults	6	706	0.8%	56.5%	56.7%
% of FP17s for Band 1 Urgent Courses	1	707	0.1%	9.4%	9.1%
% of FP17s Relating to Free Repair or Replacements	0	707	0.0%	0.7%	0.7%
% of FP17s Relating to Continuations	0	707	0.0%	0.5%	0.6%
% of Patients satisfied with the dentistry they have received	8	8	N/A	94.8%	93.0%
% of Patients satisfied with the time they had to wait for an appointment	8	8	N/A	90.1%	87.5%

* This is based on patients treated on this contract for their most recent course of treatment. Figures in italics indicate the base number of FP17s or Patient Questionnaire responses are less than 100. N/A is shown where the base number of responses is less than 10 during the period. % is calculated as Quantity/Base number*100

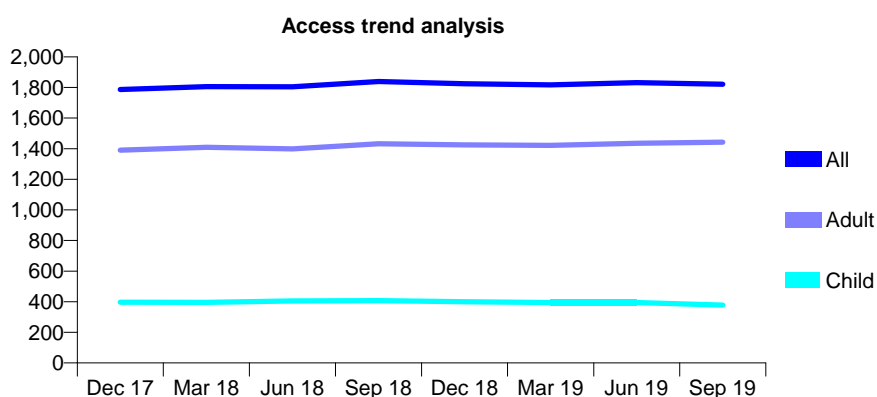
7A6 - Vital Signs At a Glance Contract Report for 157392/0002 - September 2019

Name or company name	Mrs L Plant
Contract type name	GDS Contract
Purpose of contract	General
Contract start date	01/05/2010
Contract end date	

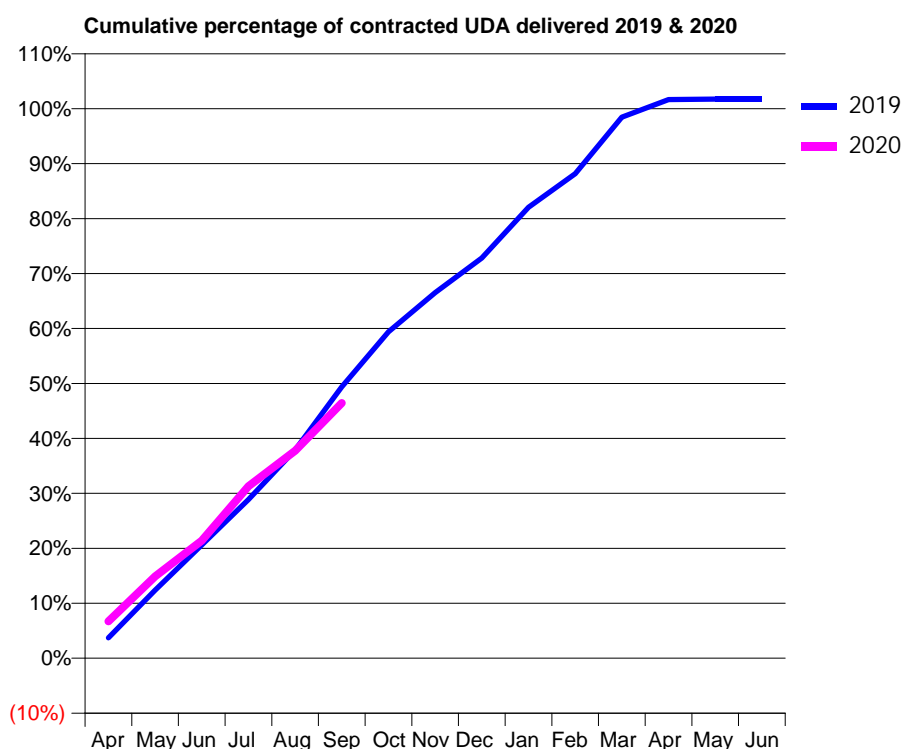
19/20 Contracted general activity (UDA)	5,111
Carry forward general activity (UDA)	-89
19/20 Contracted orthodontic activity (UOA)	0
Carry forward orthodontic activity (UOA)	0
Baseline contract value	£140,630.24

ACCESS*

Patients seen in 24 months	Total	Change since previous quarter
Quarter ending September 2018	1,839	
Quarter ending December 2018	1,824	→
Quarter ending March 2019	1,817	→
Quarter ending June 2019	1,831	→
Quarter ending September 2019	1,821	→
Variance since September 2018	(1.0%)	→



ACTIVITY



Adjusted Scheduled Activity (UDA)		
Month	2019	2020
April	190	343
May	633	762
June	1,053	1,093
July	1,475	1,599
August	1,936	1,929
September	2,523	2,373
October	3,035	
November	3,401	
December	3,722	
January	4,194	
February	4,507	
March	5,031	
April	5,195	
May	5,200	
June	5,200	

QUALITY

	Quantity	Base Number	Contract	LHB	Wales
% of FP17s for the same patient ID Re-attending within 3 months - Children	23	317	7.3%	8.8%	10.7%
% of FP17s for the same patient ID Re-attending within 3 months - Adults	163	1,256	13.0%	14.1%	15.4%
% of FP17s for the same patient ID Re-attending between 3 & 9 months - Children	226	317	71.3%	57.8%	60.1%
% of FP17s for the same patient ID Re-attending between 3 & 9 months - Adults	855	1,256	68.1%	56.5%	56.7%
% of FP17s for Band 1 Urgent Courses	144	1,457	9.9%	9.4%	9.1%
% of FP17s Relating to Free Repair or Replacements	6	1,457	0.4%	0.7%	0.7%
% of FP17s Relating to Continuations	13	1,457	0.9%	0.5%	0.6%
% of Patients satisfied with the dentistry they have received	5	5	N/A	94.8%	93.0%
% of Patients satisfied with the time they had to wait for an appointment	5	5	N/A	90.1%	87.5%

* This is based on patients treated on this contract for their most recent course of treatment.

Figures in italics indicate the base number of FP17s or Patient Questionnaire responses are less than 100. N/A is shown where the base number of responses is less than 10 during the period. % is calculated as Quantity/Base number*100

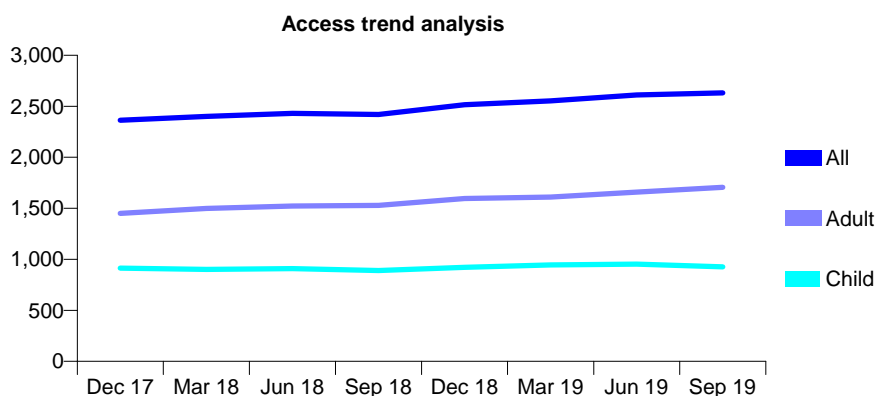
7A6 - Vital Signs At a Glance Contract Report for 157406/0001 - September 2019

Name or company name	TFL Care Limited
Contract type name	GDS Contract
Purpose of contract	General
Contract start date	01/06/2013
Contract end date	

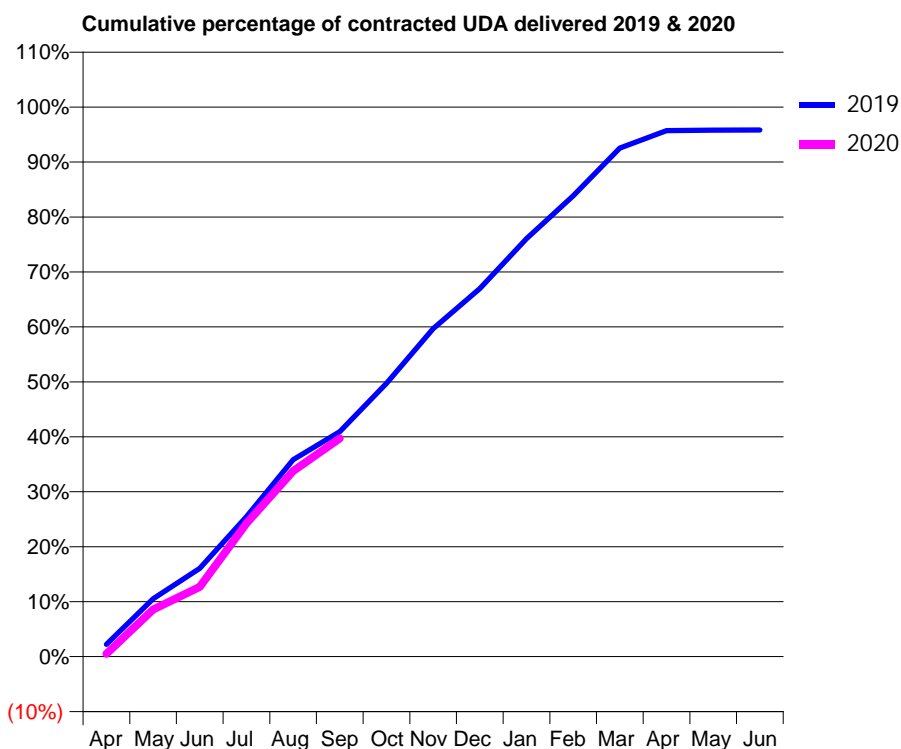
19/20 Contracted general activity (UDA)	7,727
Carry forward general activity (UDA)	292
19/20 Contracted orthodontic activity (UOA)	0
Carry forward orthodontic activity (UOA)	0
Baseline contract value	£170,142.83

ACCESS*

Patients seen in 24 months	Total	Change since previous quarter
Quarter ending September 2018	2,420	
Quarter ending December 2018	2,516	↑
Quarter ending March 2019	2,554	→
Quarter ending June 2019	2,611	↑
Quarter ending September 2019	2,632	→
Variance since September 2018	8.8%	↑



ACTIVITY



Month	Adjusted Scheduled Activity (UDA)	
	2019	2020
April	174	40
May	815	662
June	1,242	979
July	1,968	1,874
August	2,769	2,609
September	3,163	3,069
October	3,844	
November	4,612	
December	5,174	
January	5,878	
February	6,479	
March	7,150	
April	7,395	
May	7,401	
June	7,404	

QUALITY

	Quantity	Base Number	Contract	LHB	Wales
% of FP17s for the same patient ID Re-attending within 3 months - Children	55	789	7.0%	8.8%	10.7%
% of FP17s for the same patient ID Re-attending within 3 months - Adults	186	1,233	15.1%	14.1%	15.4%
% of FP17s for the same patient ID Re-attending between 3 & 9 months - Children	563	789	71.4%	57.8%	60.1%
% of FP17s for the same patient ID Re-attending between 3 & 9 months - Adults	663	1,233	53.8%	56.5%	56.7%
% of FP17s for Band 1 Urgent Courses	210	1,906	11.0%	9.4%	9.1%
% of FP17s Relating to Free Repair or Replacements	15	1,906	0.8%	0.7%	0.7%
% of FP17s Relating to Continuations	6	1,906	0.3%	0.5%	0.6%
% of Patients satisfied with the dentistry they have received	4	4	N/A	94.8%	93.0%
% of Patients satisfied with the time they had to wait for an appointment	3	4	N/A	90.1%	87.5%

* This is based on patients treated on this contract for their most recent course of treatment. Figures in italics indicate the base number of FP17s or Patient Questionnaire responses are less than 100. N/A is shown where the base number of responses is less than 10 during the period. % is calculated as Quantity/Base number*100

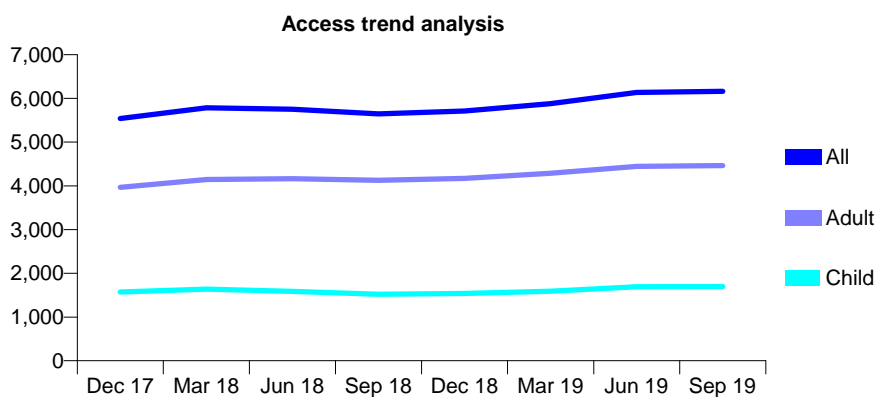
7A6 - Vital Signs At a Glance Contract Report for 159905/0001 - September 2019

Name or company name	Grove Surgery Ltd
Contract type name	GDS Contract
Purpose of contract	General
Contract start date	01/04/2015
Contract end date	

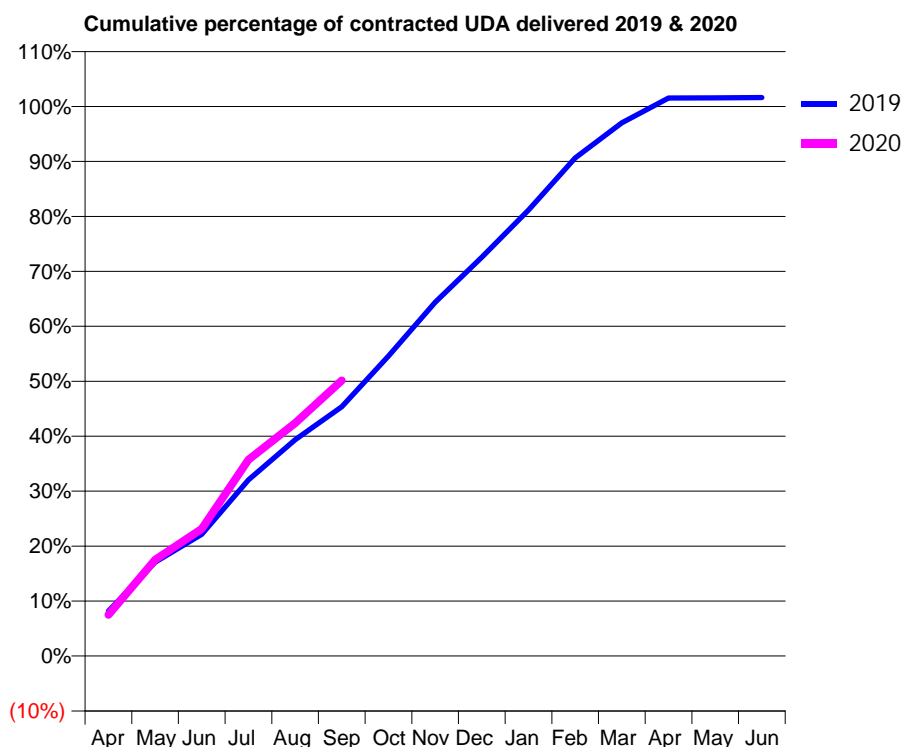
19/20 Contracted general activity (UDA)	16,826
Carry forward general activity (UDA)	-284
19/20 Contracted orthodontic activity (UOA)	0
Carry forward orthodontic activity (UOA)	0
Baseline contract value	£443,925.13

ACCESS*

Patients seen in 24 months	Total	Change since previous quarter
Quarter ending September 2018	5,645	
Quarter ending December 2018	5,711	→
Quarter ending March 2019	5,878	↑
Quarter ending June 2019	6,136	↑
Quarter ending September 2019	6,162	→
Variance since September 2018	9.2%	↑



ACTIVITY



Month	Adjusted Scheduled Activity (UDA)	
	2019	2020
April	1,243	1,265
May	2,598	2,952
June	3,371	3,894
July	4,879	6,012
August	5,994	7,132
September	6,906	8,433
October	8,311	
November	9,801	
December	11,050	
January	12,353	
February	13,801	
March	14,774	
April	15,459	
May	15,466	
June	15,472	

QUALITY

	Quantity	Base Number	Contract	LHB	Wales
% of FP17s for the same patient ID Re-attending within 3 months - Children	47	1,157	4.1%	8.8%	10.7%
% of FP17s for the same patient ID Re-attending within 3 months - Adults	263	3,152	8.3%	14.1%	15.4%
% of FP17s for the same patient ID Re-attending between 3 & 9 months - Children	599	1,157	51.8%	57.8%	60.1%
% of FP17s for the same patient ID Re-attending between 3 & 9 months - Adults	1,722	3,152	54.6%	56.5%	56.7%
% of FP17s for Band 1 Urgent Courses	281	3,948	7.1%	9.4%	9.1%
% of FP17s Relating to Free Repair or Replacements	12	3,948	0.3%	0.7%	0.7%
% of FP17s Relating to Continuations	31	3,948	0.8%	0.5%	0.6%
% of Patients satisfied with the dentistry they have received	9	9	N/A	94.8%	93.0%
% of Patients satisfied with the time they had to wait for an appointment	9	9	N/A	90.1%	87.5%

* This is based on patients treated on this contract for their most recent course of treatment. Figures in italics indicate the base number of FP17s or Patient Questionnaire responses are less than 100. N/A is shown where the base number of responses is less than 10 during the period. % is calculated as Quantity/Base number*100

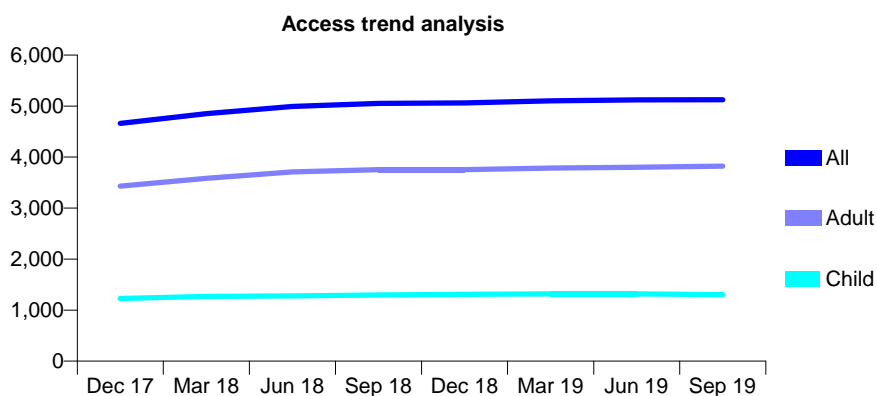
7A6 - Vital Signs At a Glance Contract Report for 159905/0002 - September 2019

Name or company name	Grove Surgery Ltd
Contract type name	GDS Contract
Purpose of contract	General
Contract start date	01/04/2015
Contract end date	

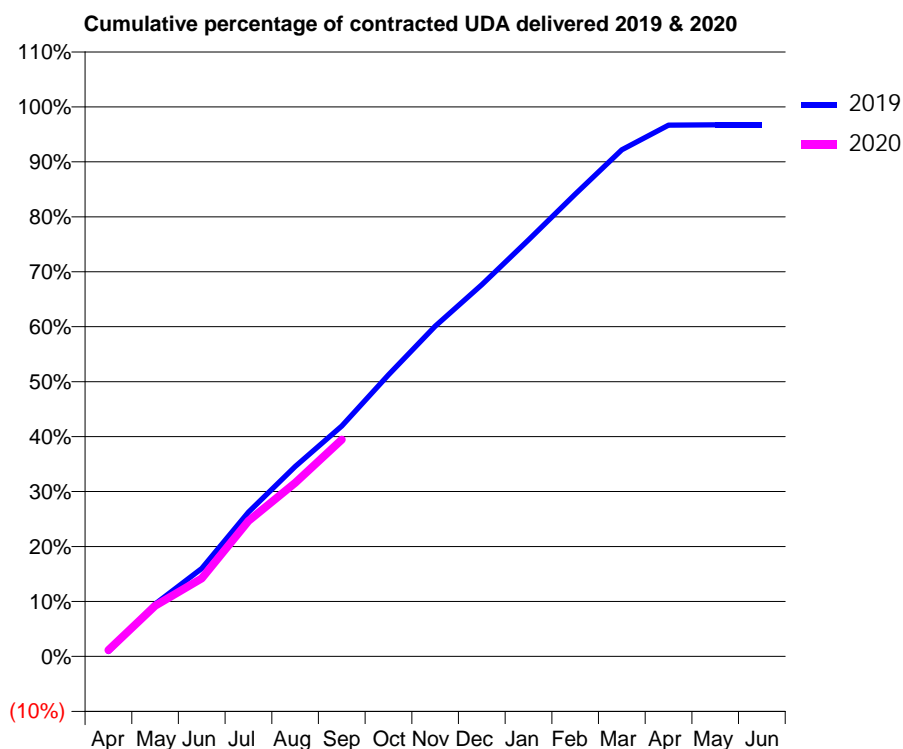
19/20 Contracted general activity (UDA)	14,764
Carry forward general activity (UDA)	475
19/20 Contracted orthodontic activity (UOA)	0
Carry forward orthodontic activity (UOA)	0
Baseline contract value	£414,151.39

ACCESS*

Patients seen in 24 months	Total	Change since previous quarter
Quarter ending September 2018	5,052	
Quarter ending December 2018	5,063	→
Quarter ending March 2019	5,103	→
Quarter ending June 2019	5,120	→
Quarter ending September 2019	5,126	→
Variance since September 2018	1.5%	→



ACTIVITY



Month	2019	2020
April	132	170
May	1,410	1,363
June	2,364	2,099
July	3,876	3,643
August	5,101	4,663
September	6,188	5,825
October	7,565	
November	8,871	
December	9,986	
January	11,192	
February	12,418	
March	13,608	
April	14,273	
May	14,277	
June	14,279	

QUALITY

	Quantity	Base Number	Contract	LHB	Wales
% of FP17s for the same patient ID Re-attending within 3 months - Children	55	885	6.2%	8.8%	10.7%
% of FP17s for the same patient ID Re-attending within 3 months - Adults	289	2,687	10.8%	14.1%	15.4%
% of FP17s for the same patient ID Re-attending between 3 & 9 months - Children	478	885	54.0%	57.8%	60.1%
% of FP17s for the same patient ID Re-attending between 3 & 9 months - Adults	1,541	2,687	57.4%	56.5%	56.7%
% of FP17s for Band 1 Urgent Courses	231	3,264	7.1%	9.4%	9.1%
% of FP17s Relating to Free Repair or Replacements	19	3,264	0.6%	0.7%	0.7%
% of FP17s Relating to Continuations	16	3,264	0.5%	0.5%	0.6%
% of Patients satisfied with the dentistry they have received	6	6	N/A	94.8%	93.0%
% of Patients satisfied with the time they had to wait for an appointment	6	6	N/A	90.1%	87.5%

* This is based on patients treated on this contract for their most recent course of treatment. Figures in italics indicate the base number of FP17s or Patient Questionnaire responses are less than 100. N/A is shown where the base number of responses is less than 10 during the period. % is calculated as Quantity/Base number*100

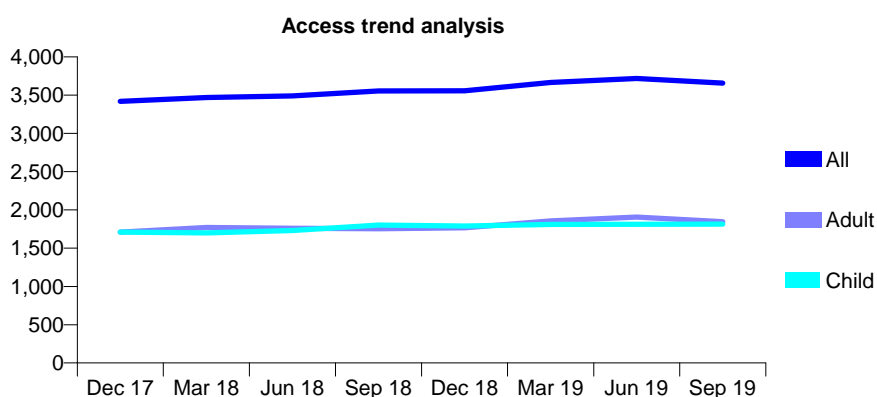
7A6 - Vital Signs At a Glance Contract Report for 160563/0001 - September 2019

Name or company name	Smart Smiles Partnership
Contract type name	Pilot Contract
Purpose of contract	General
Contract start date	01/01/2011
Contract end date	

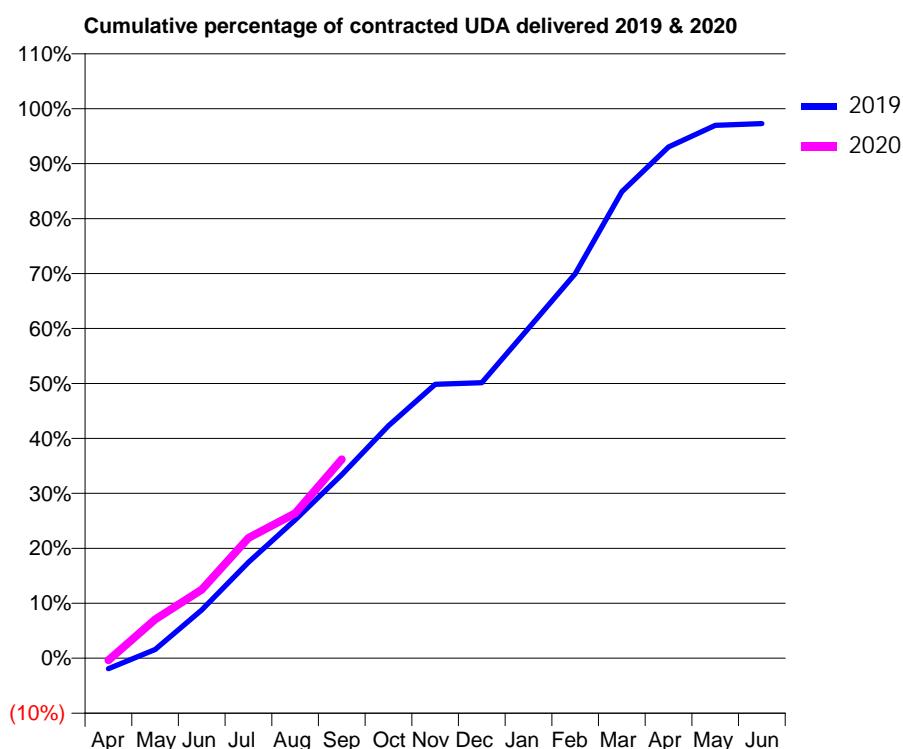
19/20 Contracted general activity (UDA)	13,867
Carry forward general activity (UDA)	377
19/20 Contracted orthodontic activity (UOA)	0
Carry forward orthodontic activity (UOA)	0
Baseline contract value	£334,625.00

ACCESS*

Patients seen in 24 months	Total	Change since previous quarter
Quarter ending September 2018	3,555	
Quarter ending December 2018	3,556	→
Quarter ending March 2019	3,665	↑
Quarter ending June 2019	3,718	→
Quarter ending September 2019	3,658	↓
Variance since September 2018	2.9%	↑



ACTIVITY



Month	2019	2020
April	-292	-52
May	242	979
June	1,334	1,730
July	2,653	3,033
August	3,829	3,658
September	5,079	5,020
October	6,432	
November	7,578	
December	7,625	
January	9,132	
February	10,640	
March	12,906	
April	14,143	
May	14,744	
June	14,790	

QUALITY

	Quantity	Base Number	Contract	LHB	Wales
% of FP17s for the same patient ID Re-attending within 3 months - Children	78	1,251	6.2%	8.8%	10.7%
% of FP17s for the same patient ID Re-attending within 3 months - Adults	192	1,235	15.5%	14.1%	15.4%
% of FP17s for the same patient ID Re-attending between 3 & 9 months - Children	764	1,251	61.1%	57.8%	60.1%
% of FP17s for the same patient ID Re-attending between 3 & 9 months - Adults	728	1,235	58.9%	56.5%	56.7%
% of FP17s for Band 1 Urgent Courses	12	1,853	0.6%	9.4%	9.1%
% of FP17s Relating to Free Repair or Replacements	3	1,853	0.2%	0.7%	0.7%
% of FP17s Relating to Continuations	1	1,853	0.1%	0.5%	0.6%
% of Patients satisfied with the dentistry they have received	6	7	N/A	94.8%	93.0%
% of Patients satisfied with the time they had to wait for an appointment	6	7	N/A	90.1%	87.5%

* This is based on patients treated on this contract for their most recent course of treatment. Figures in italics indicate the base number of FP17s or Patient Questionnaire responses are less than 100. N/A is shown where the base number of responses is less than 10 during the period. % is calculated as Quantity/Base number*100

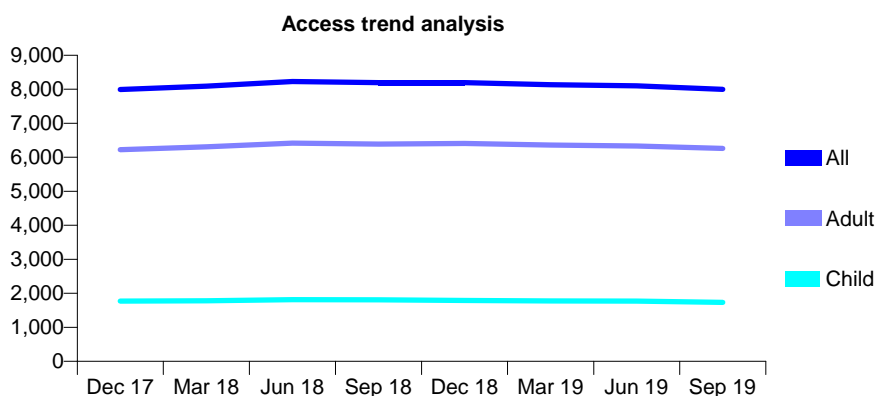
7A6 - Vital Signs At a Glance Contract Report for 161551/0001 - September 2019

Name or company name	Masonoak Ltd & Sunnyleigh Ltd
Contract type name	GDS Contract
Purpose of contract	General
Contract start date	01/12/2012
Contract end date	

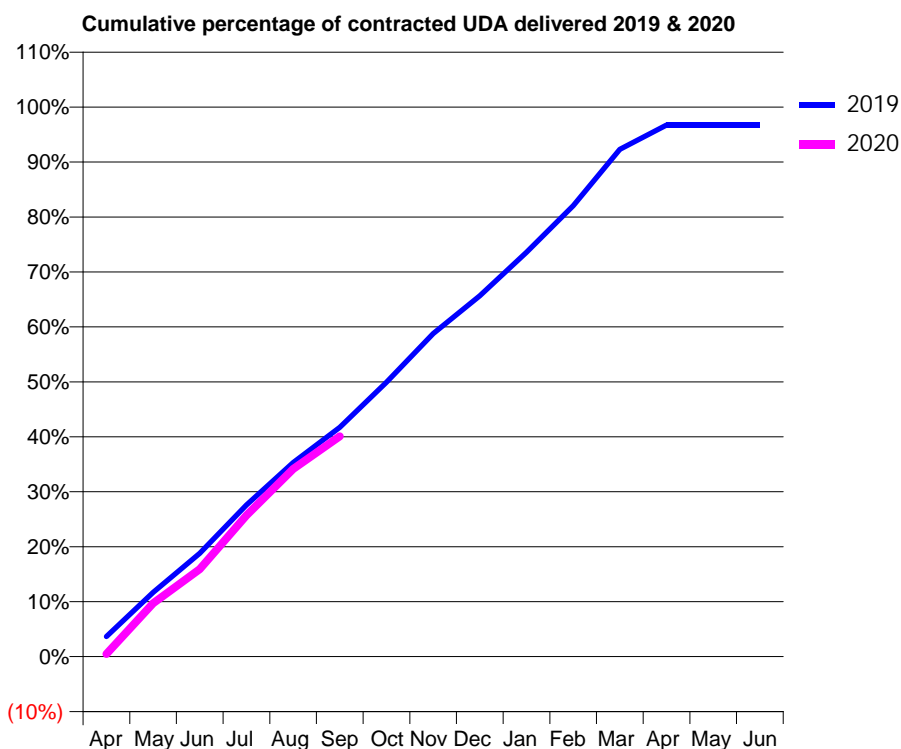
19/20 Contracted general activity (UDA)	20,951
Carry forward general activity (UDA)	612
19/20 Contracted orthodontic activity (UOA)	0
Carry forward orthodontic activity (UOA)	0
Baseline contract value	£535,102.36

ACCESS*

Patients seen in 24 months	Total	Change since previous quarter
Quarter ending September 2018	8,194	
Quarter ending December 2018	8,196	→
Quarter ending March 2019	8,136	→
Quarter ending June 2019	8,099	→
Quarter ending September 2019	7,997	↓
Variance since September 2018	(2.4%)	↓



ACTIVITY



Month	Adjusted Scheduled Activity (UDA)	
	2019	2020
April	807	105
May	2,580	2,038
June	4,143	3,337
July	6,086	5,385
August	7,788	7,154
September	9,200	8,399
October	11,012	
November	12,963	
December	14,480	
January	16,222	
February	18,098	
March	20,356	
April	21,331	
May	21,331	
June	21,331	

QUALITY

	Quantity	Base Number	Contract	LHB	Wales
% of FP17s for the same patient ID Re-attending within 3 months - Children	126	1,124	11.2%	8.8%	10.7%
% of FP17s for the same patient ID Re-attending within 3 months - Adults	733	4,123	17.8%	14.1%	15.4%
% of FP17s for the same patient ID Re-attending between 3 & 9 months - Children	528	1,124	47.0%	57.8%	60.1%
% of FP17s for the same patient ID Re-attending between 3 & 9 months - Adults	2,004	4,123	48.6%	56.5%	56.7%
% of FP17s for Band 1 Urgent Courses	565	4,733	11.9%	9.4%	9.1%
% of FP17s Relating to Free Repair or Replacements	49	4,733	1.0%	0.7%	0.7%
% of FP17s Relating to Continuations	73	4,733	1.5%	0.5%	0.6%
% of Patients satisfied with the dentistry they have received	14	15	93.3%	94.8%	93.0%
% of Patients satisfied with the time they had to wait for an appointment	13	15	86.7%	90.1%	87.5%

* This is based on patients treated on this contract for their most recent course of treatment. Figures in italics indicate the base number of FP17s or Patient Questionnaire responses are less than 100. N/A is shown where the base number of responses is less than 10 during the period. % is calculated as Quantity/Base number*100

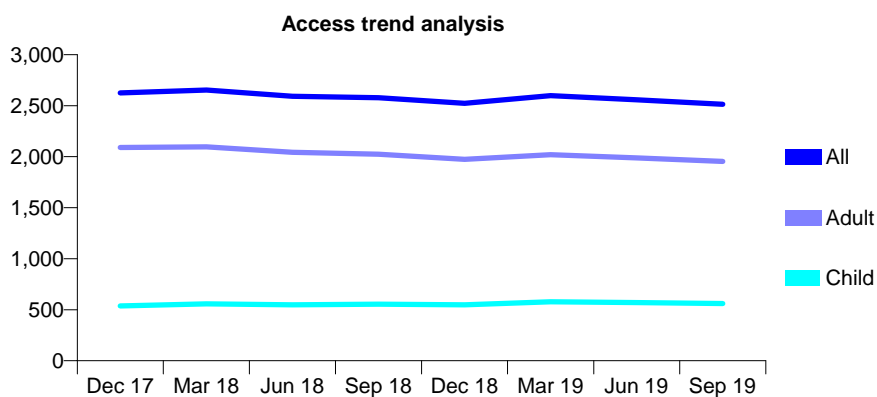
7A6 - Vital Signs At a Glance Contract Report for 162442/0001 - September 2019

Name or company name	M J Dental Services Ltd
Contract type name	Pilot Contract
Purpose of contract	General
Contract start date	01/07/2013
Contract end date	

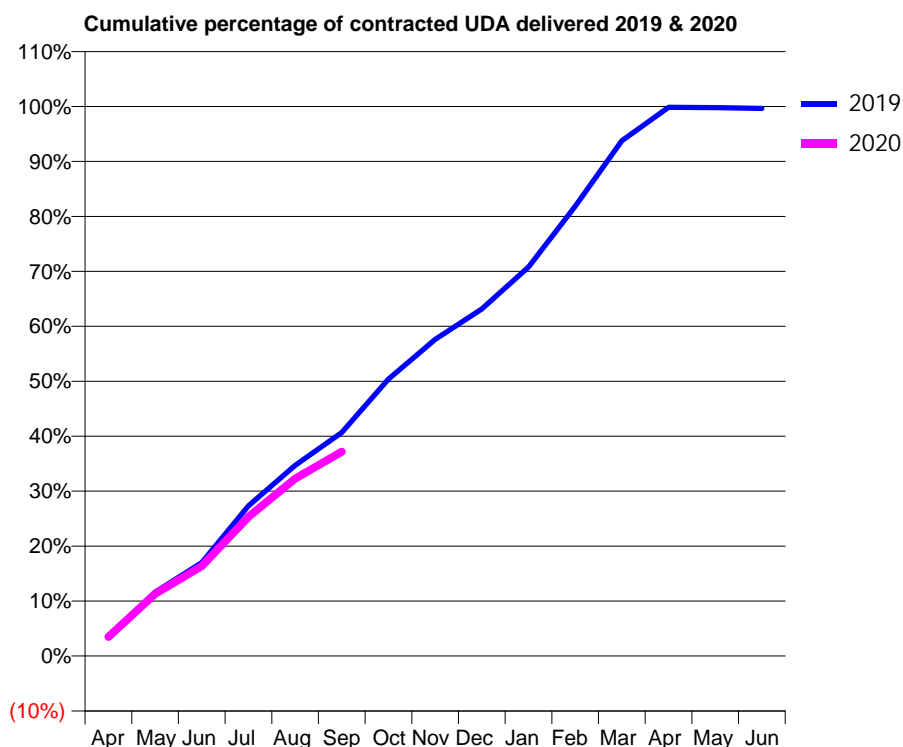
19/20 Contracted general activity (UDA)	8,591
Carry forward general activity (UDA)	-119
19/20 Contracted orthodontic activity (UOA)	0
Carry forward orthodontic activity (UOA)	0
Baseline contract value	£247,514.46

ACCESS*

Patients seen in 24 months	Total	Change since previous quarter
Quarter ending September 2018	2,579	
Quarter ending December 2018	2,523	↓
Quarter ending March 2019	2,598	↑
Quarter ending June 2019	2,557	↓
Quarter ending September 2019	2,515	↓
Variance since September 2018	(2.5%)	↓



ACTIVITY



Month	Adjusted Scheduled Activity (UDA)	
	2019	2020
April	326	298
May	1,111	973
June	1,621	1,406
July	2,610	2,175
August	3,312	2,773
September	3,884	3,192
October	4,811	
November	5,501	
December	6,028	
January	6,755	
February	7,811	
March	8,950	
April	9,531	
May	9,524	
June	9,511	

QUALITY

	Quantity	Base Number	Contract	LHB	Wales
% of FP17s for the same patient ID Re-attending within 3 months - Children	29	370	7.8%	8.8%	10.7%
% of FP17s for the same patient ID Re-attending within 3 months - Adults	252	1,339	18.8%	14.1%	15.4%
% of FP17s for the same patient ID Re-attending between 3 & 9 months - Children	222	370	60.0%	57.8%	60.1%
% of FP17s for the same patient ID Re-attending between 3 & 9 months - Adults	797	1,339	59.5%	56.5%	56.7%
% of FP17s for Band 1 Urgent Courses	133	1,519	8.8%	9.4%	9.1%
% of FP17s Relating to Free Repair or Replacements	18	1,519	1.2%	0.7%	0.7%
% of FP17s Relating to Continuations	5	1,519	0.3%	0.5%	0.6%
% of Patients satisfied with the dentistry they have received	6	8	N/A	94.8%	93.0%
% of Patients satisfied with the time they had to wait for an appointment	6	8	N/A	90.1%	87.5%

* This is based on patients treated on this contract for their most recent course of treatment. Figures in italics indicate the base number of FP17s or Patient Questionnaire responses are less than 100. N/A is shown where the base number of responses is less than 10 during the period. % is calculated as Quantity/Base number*100

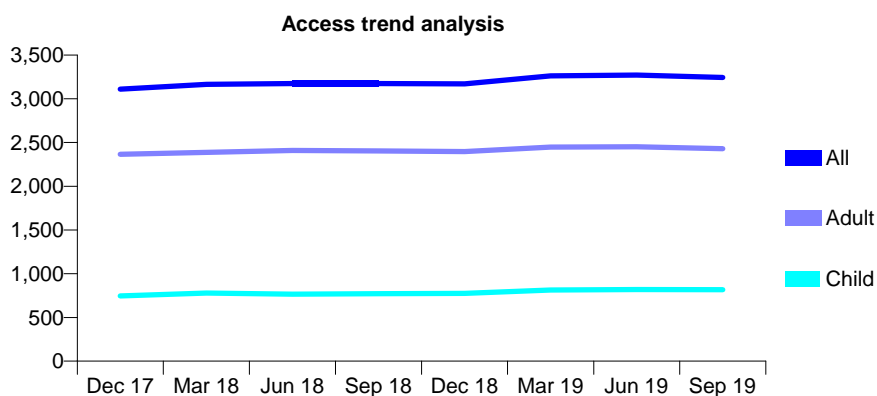
7A6 - Vital Signs At a Glance Contract Report for 170135/0001 - September 2019

Name or company name	Mr R Sutherland
Contract type name	GDS Contract
Purpose of contract	General
Contract start date	01/12/2011
Contract end date	

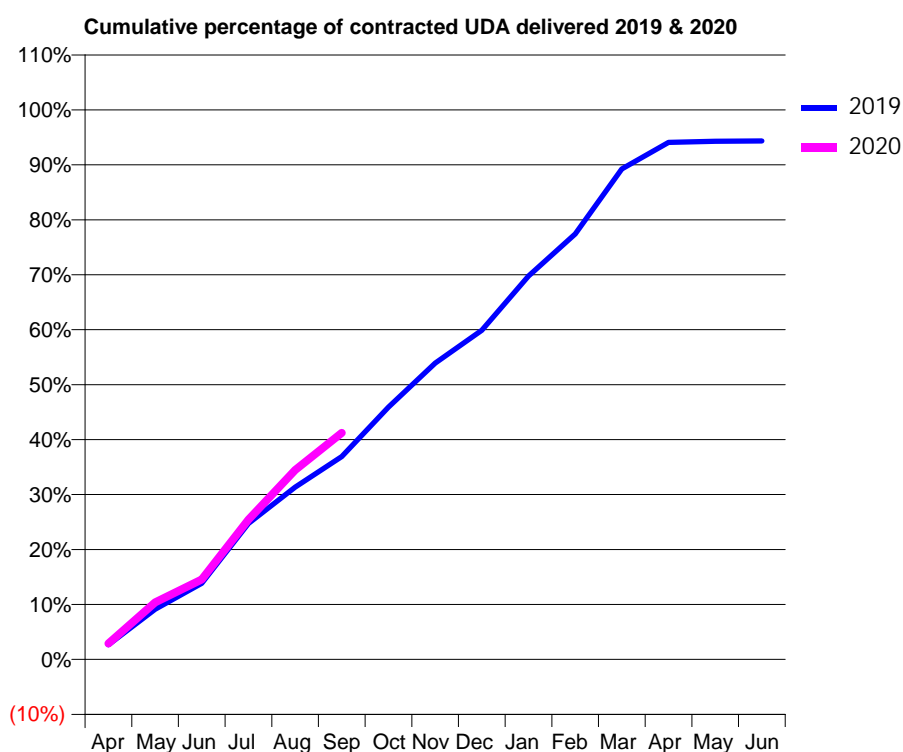
19/20 Contracted general activity (UDA)	11,984
Carry forward general activity (UDA)	0
19/20 Contracted orthodontic activity (UOA)	0
Carry forward orthodontic activity (UOA)	0
Baseline contract value	£315,026.26

ACCESS*

Patients seen in 24 months	Total	Change since previous quarter
Quarter ending September 2018	3,175	
Quarter ending December 2018	3,171	→
Quarter ending March 2019	3,263	↑
Quarter ending June 2019	3,271	→
Quarter ending September 2019	3,245	→
Variance since September 2018	2.2%	↑



ACTIVITY



Month	2019	2020
April	321	346
May	1,094	1,244
June	1,658	1,743
July	2,965	3,050
August	3,758	4,130
September	4,424	4,939
October	5,503	
November	6,463	
December	7,177	
January	8,360	
February	9,279	
March	10,696	
April	11,275	
May	11,301	
June	11,305	

QUALITY

	Quantity	Base Number	Contract	LHB	Wales
% of FP17s for the same patient ID Re-attending within 3 months - Children	38	528	7.2%	8.8%	10.7%
% of FP17s for the same patient ID Re-attending within 3 months - Adults	243	1,690	14.4%	14.1%	15.4%
% of FP17s for the same patient ID Re-attending between 3 & 9 months - Children	309	528	58.5%	57.8%	60.1%
% of FP17s for the same patient ID Re-attending between 3 & 9 months - Adults	925	1,690	54.7%	56.5%	56.7%
% of FP17s for Band 1 Urgent Courses	186	2,010	9.3%	9.4%	9.1%
% of FP17s Relating to Free Repair or Replacements	9	2,010	0.4%	0.7%	0.7%
% of FP17s Relating to Continuations	15	2,010	0.7%	0.5%	0.6%
% of Patients satisfied with the dentistry they have received	3	5	N/A	94.8%	93.0%
% of Patients satisfied with the time they had to wait for an appointment	5	5	N/A	90.1%	87.5%

* This is based on patients treated on this contract for their most recent course of treatment. Figures in italics indicate the base number of FP17s or Patient Questionnaire responses are less than 100. N/A is shown where the base number of responses is less than 10 during the period. % is calculated as Quantity/Base number*100

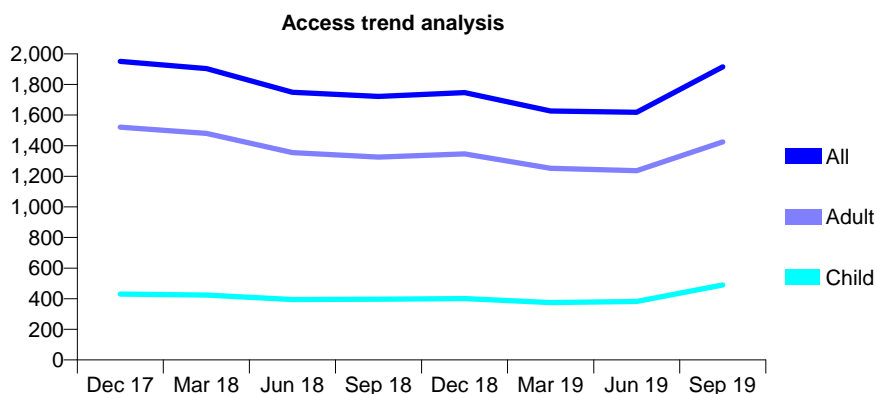
7A6 - Vital Signs At a Glance Contract Report for 175242/0001 - September 2019

Name or company name	Gupta & Gupta Limited
Contract type name	GDS Contract
Purpose of contract	General
Contract start date	01/06/2013
Contract end date	

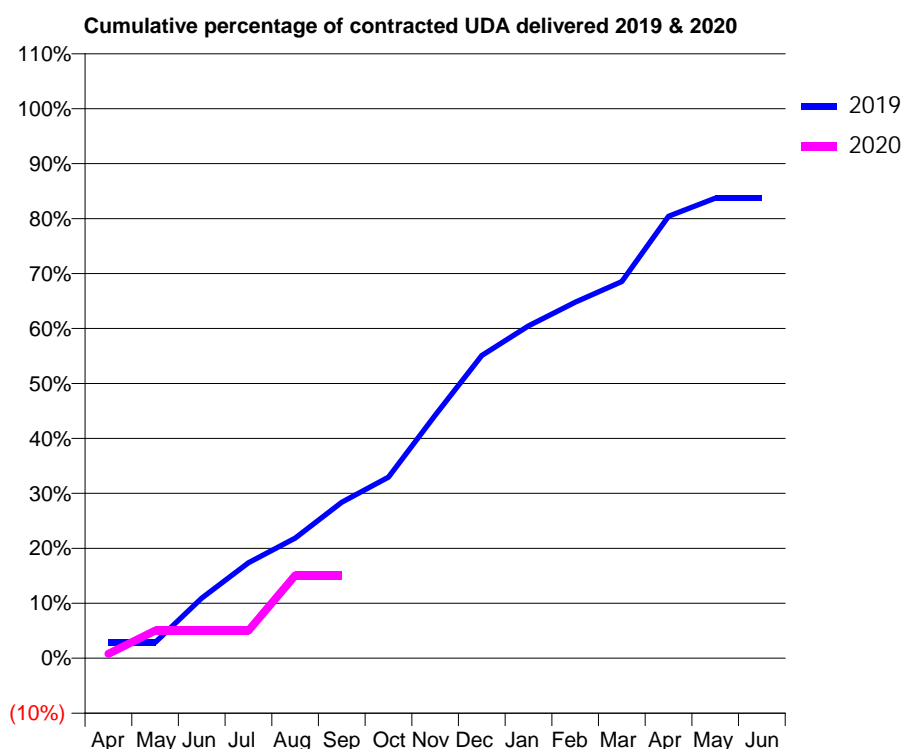
19/20 Contracted general activity (UDA)	8,278
Carry forward general activity (UDA)	-67
19/20 Contracted orthodontic activity (UOA)	0
Carry forward orthodontic activity (UOA)	0
Baseline contract value	£216,391.71

ACCESS*

Patients seen in 24 months	Total	Change since previous quarter
Quarter ending September 2018	1,722	
Quarter ending December 2018	1,747	→
Quarter ending March 2019	1,627	↓
Quarter ending June 2019	1,619	→
Quarter ending September 2019	1,915	↑
Variance since September 2018	11.2%	↑



ACTIVITY



Month	2019	2020
April	152	67
May	152	417
June	577	417
July	918	417
August	1,153	1,249
September	1,498	1,249
October	1,739	
November	2,334	
December	2,909	
January	3,192	
February	3,419	
March	3,617	
April	4,246	
May	4,418	
June	4,418	

QUALITY

	Quantity	Base Number	Contract	LHB	Wales
% of FP17s for the same patient ID Re-attending within 3 months - Children	22	322	6.8%	8.8%	10.7%
% of FP17s for the same patient ID Re-attending within 3 months - Adults	128	966	13.3%	14.1%	15.4%
% of FP17s for the same patient ID Re-attending between 3 & 9 months - Children	127	322	39.4%	57.8%	60.1%
% of FP17s for the same patient ID Re-attending between 3 & 9 months - Adults	336	966	34.8%	56.5%	56.7%
% of FP17s for Band 1 Urgent Courses	79	835	9.5%	9.4%	9.1%
% of FP17s Relating to Free Repair or Replacements	4	835	0.5%	0.7%	0.7%
% of FP17s Relating to Continuations	0	835	0.0%	0.5%	0.6%
% of Patients satisfied with the dentistry they have received	1	1	N/A	94.8%	93.0%
% of Patients satisfied with the time they had to wait for an appointment	1	1	N/A	90.1%	87.5%

* This is based on patients treated on this contract for their most recent course of treatment. Figures in italics indicate the base number of FP17s or Patient Questionnaire responses are less than 100. N/A is shown where the base number of responses is less than 10 during the period. % is calculated as Quantity/Base number*100

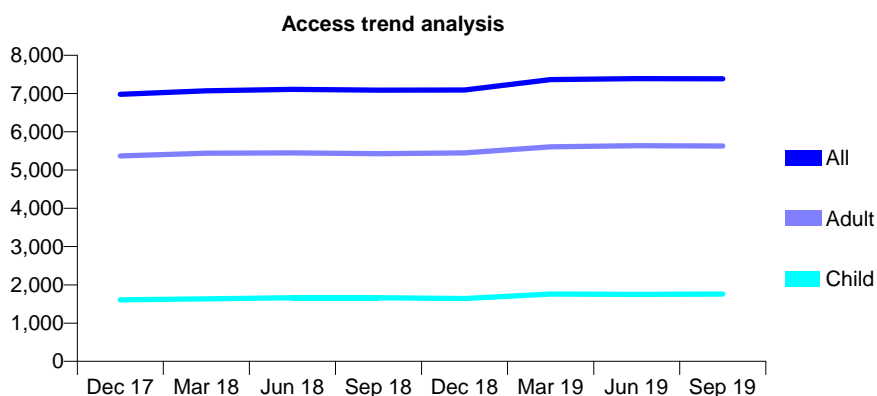
7A6 - Vital Signs At a Glance Contract Report for 176222/0001 - September 2019

Name or company name	Mr C Hall
Contract type name	Pilot Contract
Purpose of contract	General
Contract start date	01/10/2014
Contract end date	

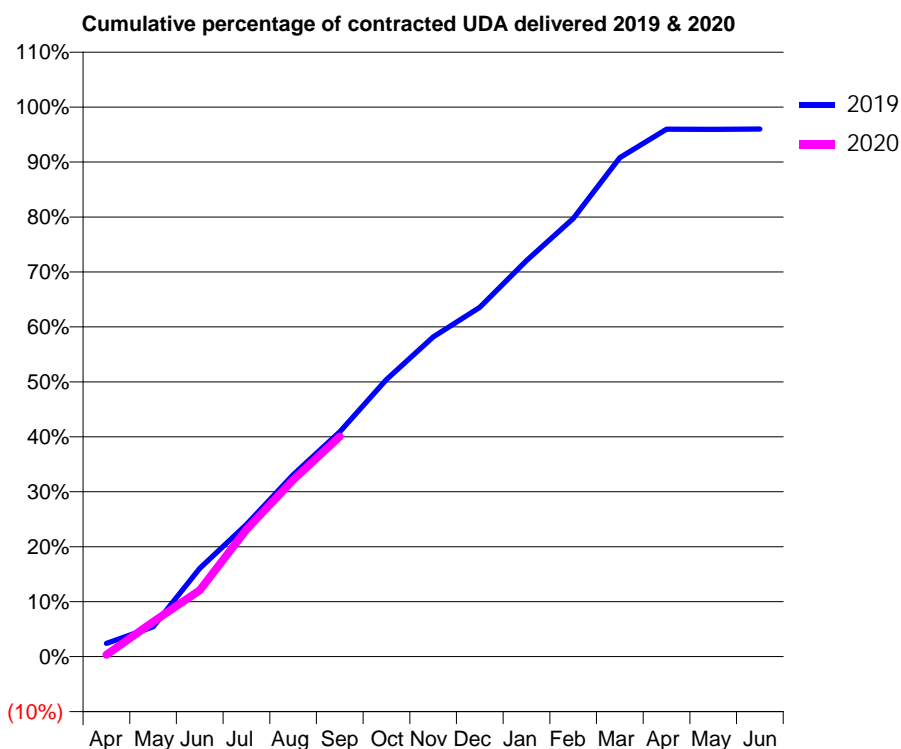
19/20 Contracted general activity (UDA)	19,035
Carry forward general activity (UDA)	678
19/20 Contracted orthodontic activity (UOA)	0
Carry forward orthodontic activity (UOA)	0
Baseline contract value	£569,622.33

ACCESS*

Patients seen in 24 months	Total	Change since previous quarter
Quarter ending September 2018	7,087	
Quarter ending December 2018	7,091	→
Quarter ending March 2019	7,364	↑
Quarter ending June 2019	7,387	→
Quarter ending September 2019	7,386	→
Variance since September 2018	4.2%	↑



ACTIVITY



Month	Adjusted Scheduled Activity (UDA)	
	2019	2020
April	511	62
May	1,151	1,206
June	3,398	2,300
July	5,085	4,406
August	7,003	6,121
September	8,649	7,626
October	10,660	
November	12,307	
December	13,445	
January	15,240	
February	16,863	
March	19,204	
April	20,298	
May	20,294	
June	20,302	

QUALITY

	Quantity	Base Number	Contract	LHB	Wales
% of FP17s for the same patient ID Re-attending within 3 months - Children	53	1,141	4.6%	8.8%	10.7%
% of FP17s for the same patient ID Re-attending within 3 months - Adults	304	3,451	8.8%	14.1%	15.4%
% of FP17s for the same patient ID Re-attending between 3 & 9 months - Children	629	1,141	55.1%	57.8%	60.1%
% of FP17s for the same patient ID Re-attending between 3 & 9 months - Adults	1,672	3,451	48.4%	56.5%	56.7%
% of FP17s for Band 1 Urgent Courses	326	4,142	7.9%	9.4%	9.1%
% of FP17s Relating to Free Repair or Replacements	12	4,142	0.3%	0.7%	0.7%
% of FP17s Relating to Continuations	2	4,142	0.0%	0.5%	0.6%
% of Patients satisfied with the dentistry they have received	8	9	N/A	94.8%	93.0%
% of Patients satisfied with the time they had to wait for an appointment	9	9	N/A	90.1%	87.5%

* This is based on patients treated on this contract for their most recent course of treatment. Figures in italics indicate the base number of FP17s or Patient Questionnaire responses are less than 100. N/A is shown where the base number of responses is less than 10 during the period. % is calculated as Quantity/Base number*100

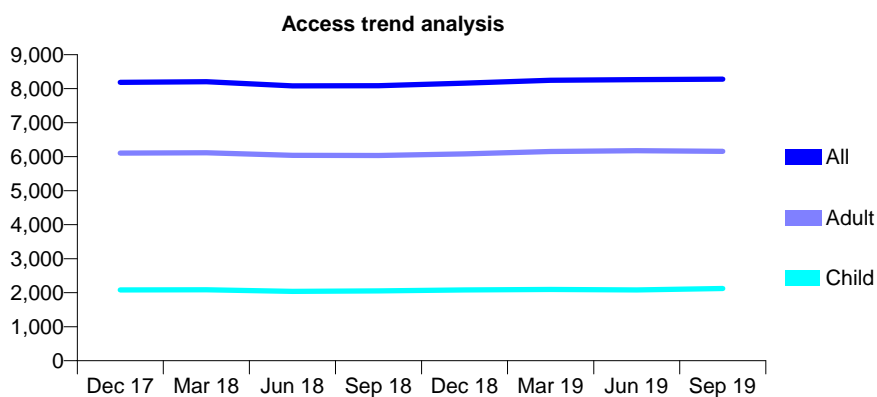
7A6 - Vital Signs At a Glance Contract Report for 177822/0001 - September 2019

Name or company name	Beaufort Park Dental Care Ltd
Contract type name	Pilot Contract
Purpose of contract	General
Contract start date	01/12/2010
Contract end date	

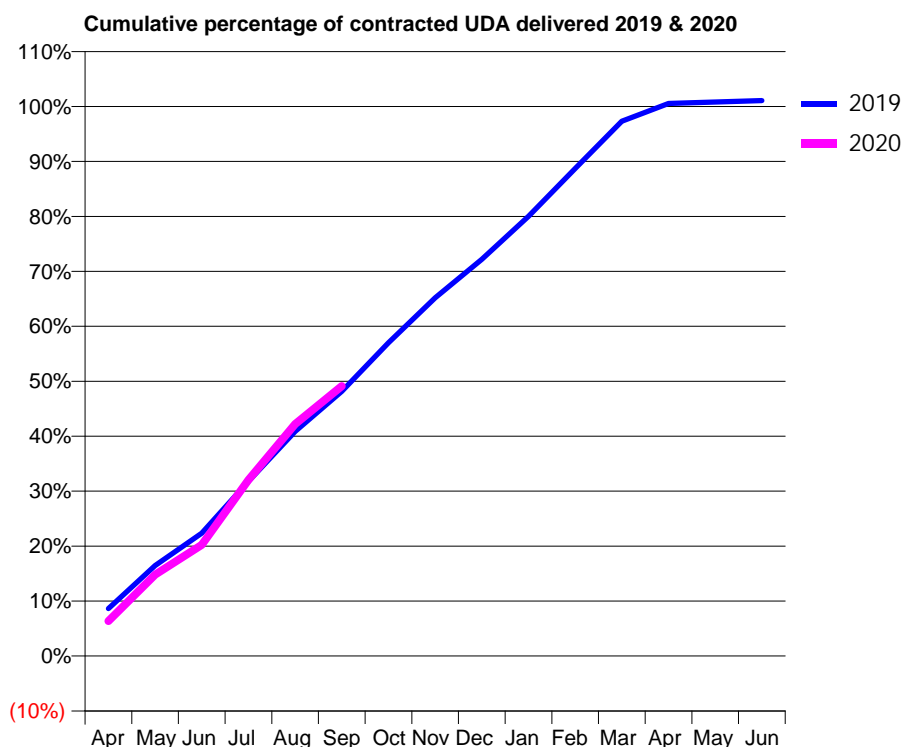
19/20 Contracted general activity (UDA)	22,070
Carry forward general activity (UDA)	-346
19/20 Contracted orthodontic activity (UOA)	0
Carry forward orthodontic activity (UOA)	0
Baseline contract value	£606,778.96

ACCESS*

Patients seen in 24 months	Total	Change since previous quarter
Quarter ending September 2018	8,087	
Quarter ending December 2018	8,164	→
Quarter ending March 2019	8,247	→
Quarter ending June 2019	8,263	→
Quarter ending September 2019	8,282	→
Variance since September 2018	2.4%	↑



ACTIVITY



Month	Adjusted Scheduled Activity (UDA)	
	2019	2020
April	1,909	1,405
May	3,635	3,271
June	4,934	4,461
July	7,018	7,070
August	9,021	9,315
September	10,630	10,843
October	12,581	
November	14,389	
December	15,932	
January	17,660	
February	19,580	
March	21,471	
April	22,190	
May	22,250	
June	22,301	

QUALITY

	Quantity	Base Number	Contract	LHB	Wales
% of FP17s for the same patient ID Re-attending within 3 months - Children	61	1,451	4.2%	8.8%	10.7%
% of FP17s for the same patient ID Re-attending within 3 months - Adults	310	4,012	7.7%	14.1%	15.4%
% of FP17s for the same patient ID Re-attending between 3 & 9 months - Children	832	1,451	57.3%	57.8%	60.1%
% of FP17s for the same patient ID Re-attending between 3 & 9 months - Adults	2,271	4,012	56.6%	56.5%	56.7%
% of FP17s for Band 1 Urgent Courses	237	5,077	4.7%	9.4%	9.1%
% of FP17s Relating to Free Repair or Replacements	23	5,077	0.5%	0.7%	0.7%
% of FP17s Relating to Continuations	22	5,077	0.4%	0.5%	0.6%
% of Patients satisfied with the dentistry they have received	10	10	100.0%	94.8%	93.0%
% of Patients satisfied with the time they had to wait for an appointment	9	10	90.0%	90.1%	87.5%

* This is based on patients treated on this contract for their most recent course of treatment. Figures in italics indicate the base number of FP17s or Patient Questionnaire responses are less than 100. N/A is shown where the base number of responses is less than 10 during the period. % is calculated as Quantity/Base number*100

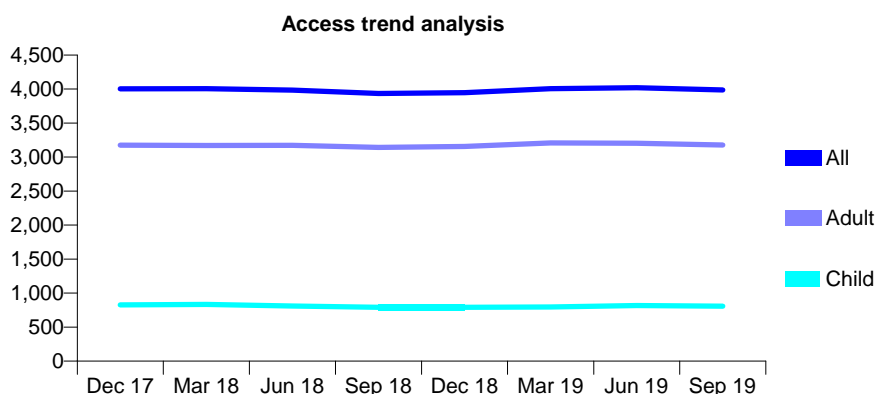
7A6 - Vital Signs At a Glance Contract Report for 180025/0001 - September 2019

Name or company name	Dr James Thomas & Dr Iman Mehdi
Contract type name	GDS Contract
Purpose of contract	General
Contract start date	01/02/2009
Contract end date	

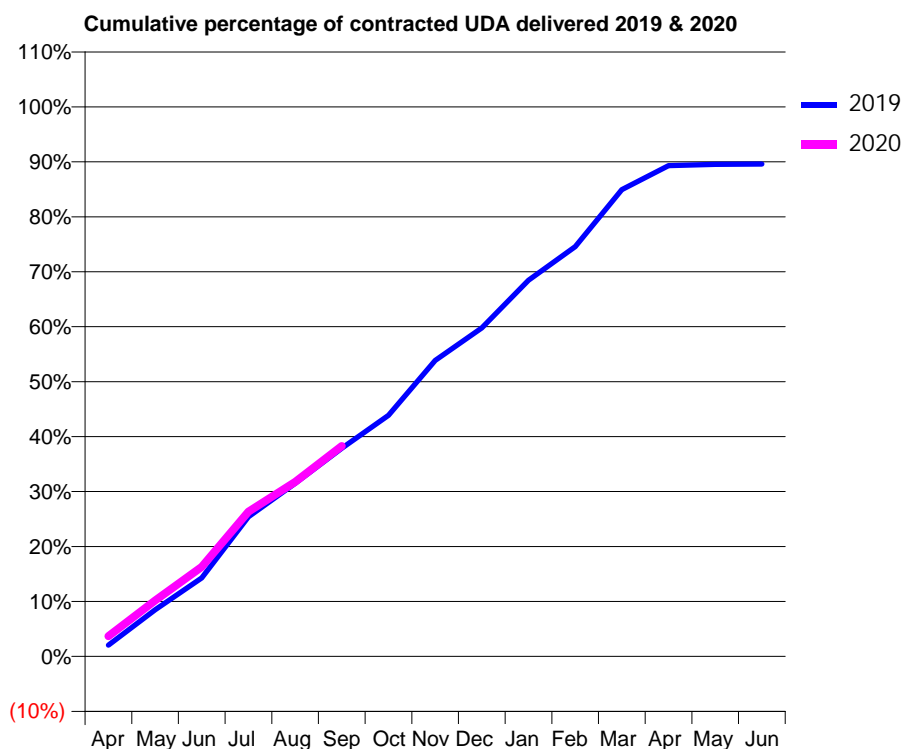
19/20 Contracted general activity (UDA)	13,481
Carry forward general activity (UDA)	0
19/20 Contracted orthodontic activity (UOA)	0
Carry forward orthodontic activity (UOA)	0
Baseline contract value	£340,212.23

ACCESS*

Patients seen in 24 months	Total	Change since previous quarter
Quarter ending September 2018	3,934	
Quarter ending December 2018	3,947	→
Quarter ending March 2019	4,006	→
Quarter ending June 2019	4,021	→
Quarter ending September 2019	3,987	→
Variance since September 2018	1.3%	→



ACTIVITY



Month	2019	2020
April	298	494
May	1,232	1,371
June	2,067	2,198
July	3,680	3,552
August	4,562	4,280
September	5,485	5,160
October	6,355	
November	7,798	
December	8,656	
January	9,911	
February	10,796	
March	12,298	
April	12,934	
May	12,964	
June	12,972	

QUALITY

	Quantity	Base Number	Contract	LHB	Wales
% of FP17s for the same patient ID Re-attending within 3 months - Children	54	490	11.0%	8.8%	10.7%
% of FP17s for the same patient ID Re-attending within 3 months - Adults	419	2,019	20.8%	14.1%	15.4%
% of FP17s for the same patient ID Re-attending between 3 & 9 months - Children	218	490	44.5%	57.8%	60.1%
% of FP17s for the same patient ID Re-attending between 3 & 9 months - Adults	943	2,019	46.7%	56.5%	56.7%
% of FP17s for Band 1 Urgent Courses	407	2,265	18.0%	9.4%	9.1%
% of FP17s Relating to Free Repair or Replacements	37	2,265	1.6%	0.7%	0.7%
% of FP17s Relating to Continuations	49	2,265	2.2%	0.5%	0.6%
% of Patients satisfied with the dentistry they have received	10	11	90.9%	94.8%	93.0%
% of Patients satisfied with the time they had to wait for an appointment	10	11	90.9%	90.1%	87.5%

* This is based on patients treated on this contract for their most recent course of treatment. Figures in italics indicate the base number of FP17s or Patient Questionnaire responses are less than 100. N/A is shown where the base number of responses is less than 10 during the period. % is calculated as Quantity/Base number*100

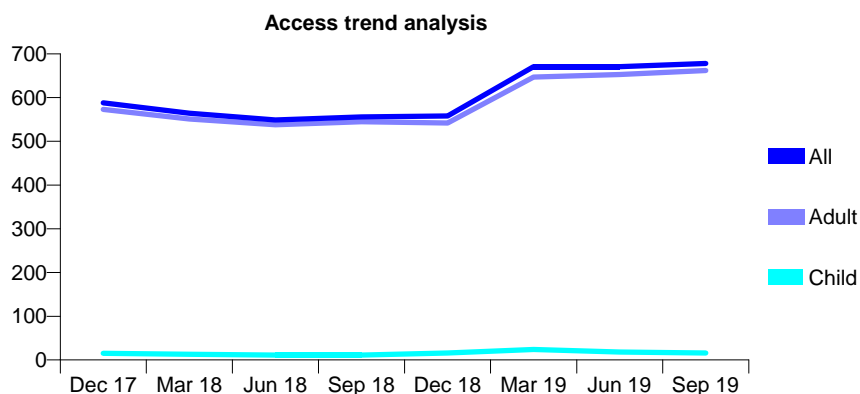
7A6 - Vital Signs At a Glance Contract Report for 180025/0002 - September 2019

Name or company name	Dr James Thomas & Dr Iman Mehdi
Contract type name	GDS Contract
Purpose of contract	General
Contract start date	01/02/2009
Contract end date	

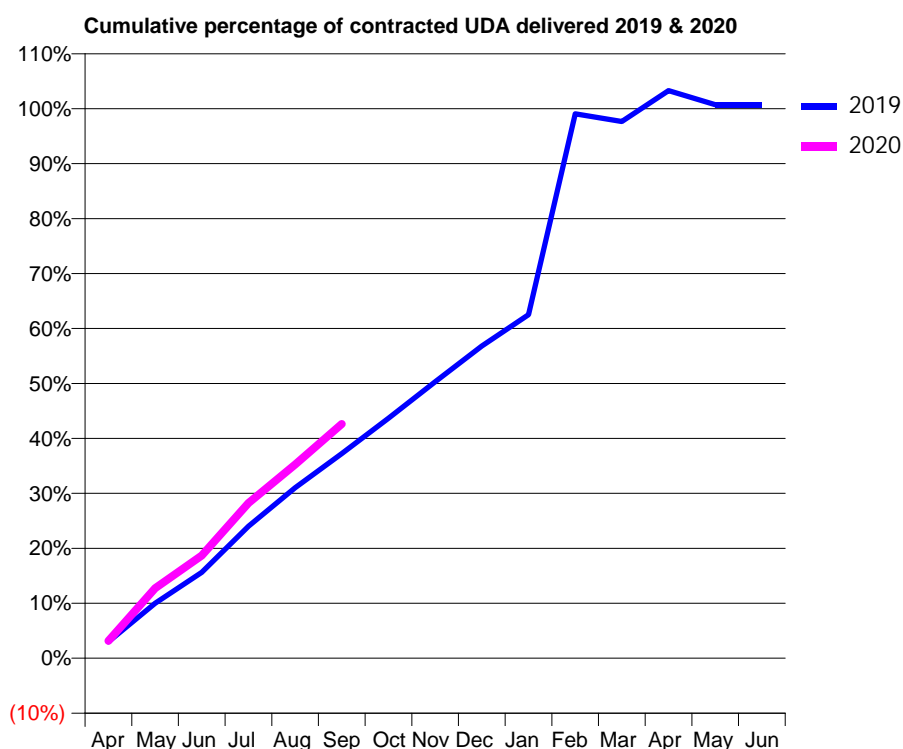
19/20 Contracted general activity (UDA)	907
Carry forward general activity (UDA)	0
19/20 Contracted orthodontic activity (UOA)	0
Carry forward orthodontic activity (UOA)	0
Baseline contract value	£33,166.27

ACCESS*

Patients seen in 24 months	Total	Change since previous quarter
Quarter ending September 2018	556	
Quarter ending December 2018	558	→
Quarter ending March 2019	671	↑
Quarter ending June 2019	671	→
Quarter ending September 2019	678	→
Variance since September 2018	21.9%	↑



ACTIVITY



Adjusted Scheduled Activity (UDA)		
Month	2019	2020
April	31	29
May	104	116
June	163	170
July	251	256
August	324	320
September	389	387
October	456	
November	525	
December	593	
January	653	
February	1,034	
March	1,020	
April	1,078	
May	1,051	
June	1,051	

QUALITY

	Quantity	Base Number	Contract	LHB	Wales
% of FP17s for the same patient ID Re-attending within 3 months - Children	0	2	0.0%	8.8%	10.7%
% of FP17s for the same patient ID Re-attending within 3 months - Adults	15	353	4.2%	14.1%	15.4%
% of FP17s for the same patient ID Re-attending between 3 & 9 months - Children	1	2	50.0%	57.8%	60.1%
% of FP17s for the same patient ID Re-attending between 3 & 9 months - Adults	6	353	1.7%	56.5%	56.7%
% of FP17s for Band 1 Urgent Courses	318	322	98.8%	9.4%	9.1%
% of FP17s Relating to Free Repair or Replacements	0	322	0.0%	0.7%	0.7%
% of FP17s Relating to Continuations	0	322	0.0%	0.5%	0.6%
% of Patients satisfied with the dentistry they have received	0	0	N/A	94.8%	93.0%
% of Patients satisfied with the time they had to wait for an appointment	0	0	N/A	90.1%	87.5%

* This is based on patients treated on this contract for their most recent course of treatment.

Figures in italics indicate the base number of FP17s or Patient Questionnaire responses are less than 100. N/A is shown where the base number of responses is less than 10 during the period. % is calculated as Quantity/Base number*100

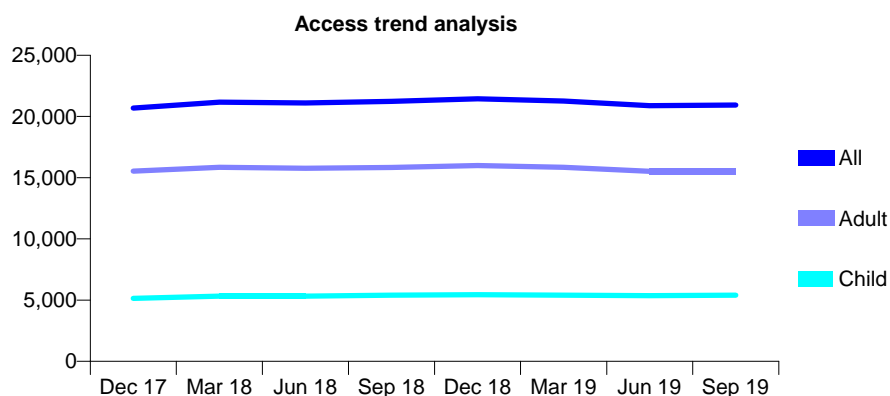
7A6 - Vital Signs At a Glance Contract Report for 181641/0001 - September 2019

Name or company name	Noblecourt Ltd & Northberry Ltd
Contract type name	Pilot Contract
Purpose of contract	General
Contract start date	13/09/2011
Contract end date	

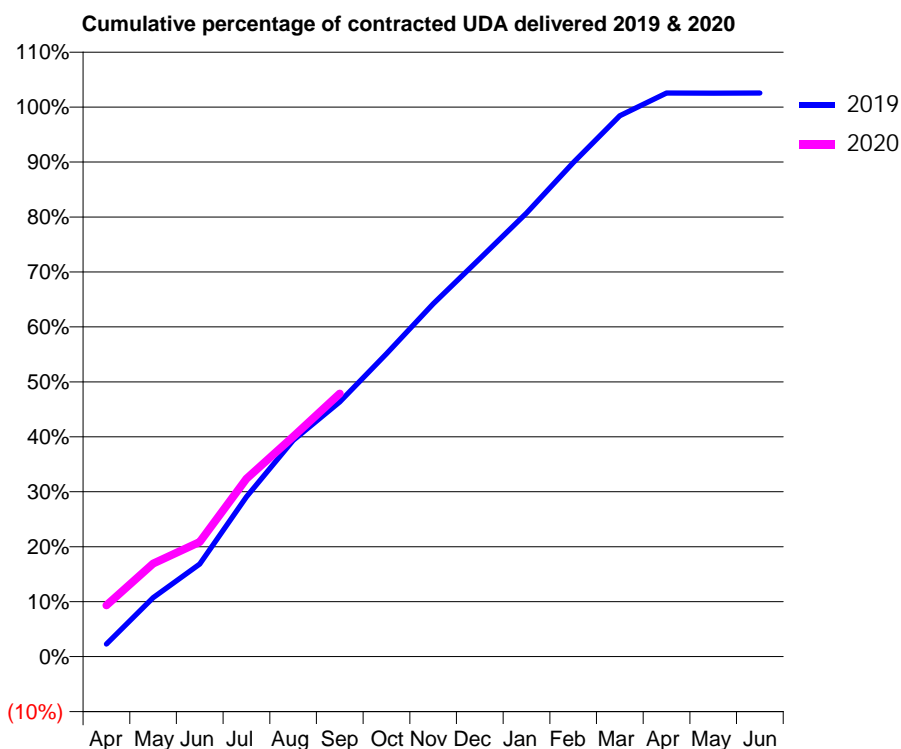
19/20 Contracted general activity (UDA)	47,432
Carry forward general activity (UDA)	-1,475
19/20 Contracted orthodontic activity (UOA)	0
Carry forward orthodontic activity (UOA)	0
Baseline contract value	£1,732,557.81

ACCESS*

Patients seen in 24 months	Total	Change since previous quarter
Quarter ending September 2018	21,237	
Quarter ending December 2018	21,442	→
Quarter ending March 2019	21,253	→
Quarter ending June 2019	20,885	↓
Quarter ending September 2019	20,933	→
Variance since September 2018	(1.4%)	↓



ACTIVITY



Month	Adjusted Scheduled Activity (UDA)	
	2019	2020
April	1,172	4,428
May	5,508	8,027
June	8,638	9,906
July	14,919	15,354
August	20,179	18,987
September	23,773	22,700
October	28,262	
November	32,922	
December	37,141	
January	41,382	
February	46,097	
March	50,464	
April	52,583	
May	52,575	
June	52,588	

QUALITY

	Quantity	Base Number	Contract	LHB	Wales
% of FP17s for the same patient ID Re-attending within 3 months - Children	223	3,423	6.5%	8.8%	10.7%
% of FP17s for the same patient ID Re-attending within 3 months - Adults	1,225	9,664	12.7%	14.1%	15.4%
% of FP17s for the same patient ID Re-attending between 3 & 9 months - Children	1,842	3,423	53.8%	57.8%	60.1%
% of FP17s for the same patient ID Re-attending between 3 & 9 months - Adults	5,088	9,664	52.6%	56.5%	56.7%
% of FP17s for Band 1 Urgent Courses	1,134	11,992	9.5%	9.4%	9.1%
% of FP17s Relating to Free Repair or Replacements	37	11,992	0.3%	0.7%	0.7%
% of FP17s Relating to Continuations	22	11,992	0.2%	0.5%	0.6%
% of Patients satisfied with the dentistry they have received	21	22	95.5%	94.8%	93.0%
% of Patients satisfied with the time they had to wait for an appointment	18	22	81.8%	90.1%	87.5%

* This is based on patients treated on this contract for their most recent course of treatment. Figures in italics indicate the base number of FP17s or Patient Questionnaire responses are less than 100. N/A is shown where the base number of responses is less than 10 during the period. % is calculated as Quantity/Base number*100

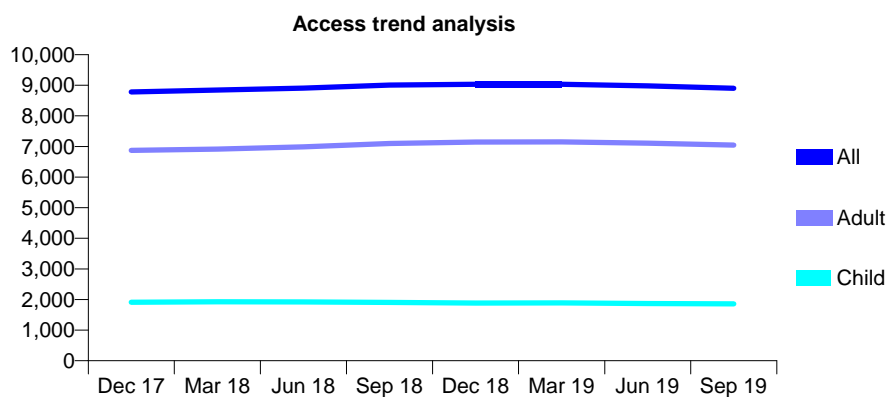
7A6 - Vital Signs At a Glance Contract Report for 183350/0001 - September 2019

Name or company name	Crosskeys Dental Practice Limited
Contract type name	Pilot Contract
Purpose of contract	General
Contract start date	01/06/2013
Contract end date	

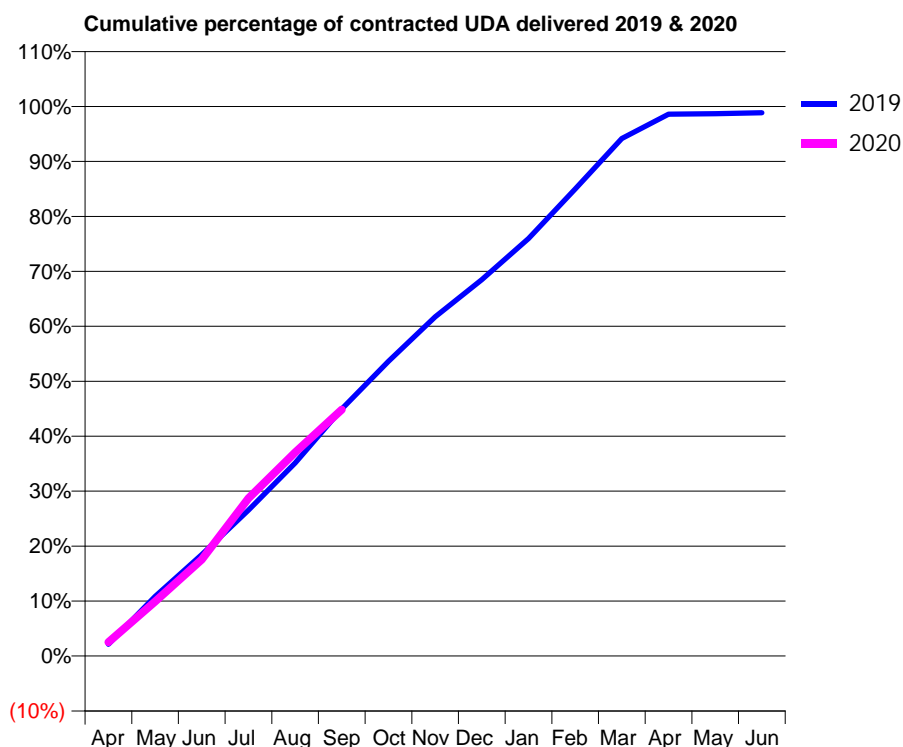
19/20 Contracted general activity (UDA)	25,801
Carry forward general activity (UDA)	295
19/20 Contracted orthodontic activity (UOA)	0
Carry forward orthodontic activity (UOA)	0
Baseline contract value	£740,881.06

ACCESS*

Patients seen in 24 months	Total	Change since previous quarter
Quarter ending September 2018	9,005	
Quarter ending December 2018	9,029	→
Quarter ending March 2019	9,036	→
Quarter ending June 2019	8,978	→
Quarter ending September 2019	8,899	→
Variance since September 2018	(1.2%)	↓



ACTIVITY



Month	Adjusted Scheduled Activity (UDA)	
	2019	2020
April	617	656
May	3,115	2,559
June	5,291	4,530
July	7,610	7,403
August	10,067	9,561
September	12,891	11,570
October	15,371	
November	17,693	
December	19,633	
January	21,777	
February	24,364	
March	26,996	
April	28,264	
May	28,290	
June	28,339	

QUALITY

	Quantity	Base Number	Contract	LHB	Wales
% of FP17s for the same patient ID Re-attending within 3 months - Children	83	1,474	5.6%	8.8%	10.7%
% of FP17s for the same patient ID Re-attending within 3 months - Adults	639	5,395	11.8%	14.1%	15.4%
% of FP17s for the same patient ID Re-attending between 3 & 9 months - Children	1,009	1,474	68.5%	57.8%	60.1%
% of FP17s for the same patient ID Re-attending between 3 & 9 months - Adults	3,600	5,395	66.7%	56.5%	56.7%
% of FP17s for Band 1 Urgent Courses	679	6,231	10.9%	9.4%	9.1%
% of FP17s Relating to Free Repair or Replacements	35	6,231	0.6%	0.7%	0.7%
% of FP17s Relating to Continuations	15	6,231	0.2%	0.5%	0.6%
% of Patients satisfied with the dentistry they have received	17	18	94.4%	94.8%	93.0%
% of Patients satisfied with the time they had to wait for an appointment	14	18	77.8%	90.1%	87.5%

* This is based on patients treated on this contract for their most recent course of treatment. Figures in italics indicate the base number of FP17s or Patient Questionnaire responses are less than 100. N/A is shown where the base number of responses is less than 10 during the period. % is calculated as Quantity/Base number*100

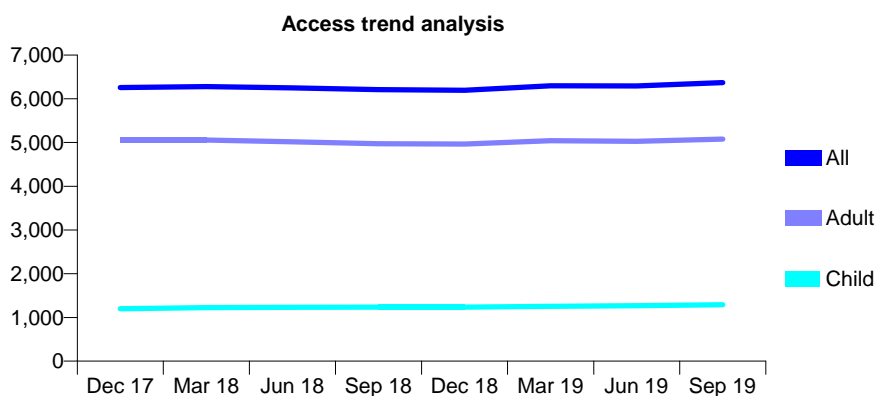
7A6 - Vital Signs At a Glance Contract Report for 187933/0001 - September 2019

Name or company name	A J Sullivan Healthcare Limited
Contract type name	GDS Contract
Purpose of contract	General
Contract start date	01/10/2010
Contract end date	

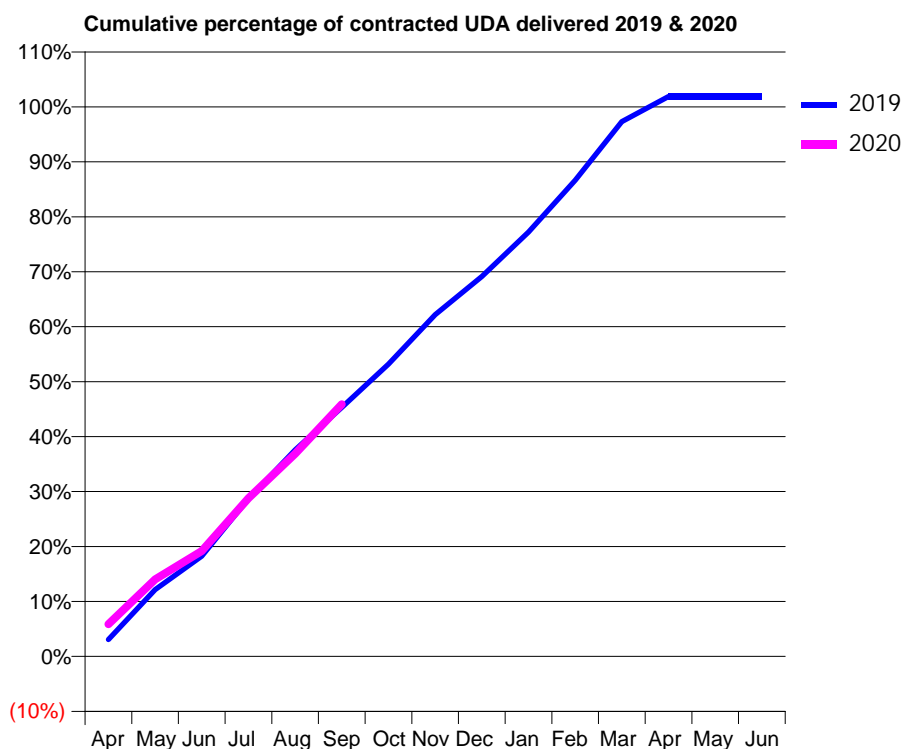
19/20 Contracted general activity (UDA)	23,252
Carry forward general activity (UDA)	-486
19/20 Contracted orthodontic activity (UOA)	0
Carry forward orthodontic activity (UOA)	0
Baseline contract value	£630,310.09

ACCESS*

Patients seen in 24 months	Total	Change since previous quarter
Quarter ending September 2018	6,207	
Quarter ending December 2018	6,197	→
Quarter ending March 2019	6,296	→
Quarter ending June 2019	6,295	→
Quarter ending September 2019	6,370	→
Variance since September 2018	2.6%	↑



ACTIVITY



Month	Adjusted Scheduled Activity (UDA)	
	2019	2020
April	712	1,369
May	2,828	3,265
June	4,239	4,463
July	6,672	6,695
August	8,736	8,581
September	10,530	10,668
October	12,373	
November	14,459	
December	16,075	
January	17,952	
February	20,145	
March	22,622	
April	23,689	
May	23,689	
June	23,690	

QUALITY

	Quantity	Base Number	Contract	LHB	Wales
% of FP17s for the same patient ID Re-attending within 3 months - Children	108	1,068	10.1%	8.8%	10.7%
% of FP17s for the same patient ID Re-attending within 3 months - Adults	886	4,422	20.0%	14.1%	15.4%
% of FP17s for the same patient ID Re-attending between 3 & 9 months - Children	666	1,068	62.4%	57.8%	60.1%
% of FP17s for the same patient ID Re-attending between 3 & 9 months - Adults	2,677	4,422	60.5%	56.5%	56.7%
% of FP17s for Band 1 Urgent Courses	592	5,114	11.6%	9.4%	9.1%
% of FP17s Relating to Free Repair or Replacements	71	5,114	1.4%	0.7%	0.7%
% of FP17s Relating to Continuations	43	5,114	0.8%	0.5%	0.6%
% of Patients satisfied with the dentistry they have received	17	18	94.4%	94.8%	93.0%
% of Patients satisfied with the time they had to wait for an appointment	18	18	100.0%	90.1%	87.5%

* This is based on patients treated on this contract for their most recent course of treatment. Figures in italics indicate the base number of FP17s or Patient Questionnaire responses are less than 100. N/A is shown where the base number of responses is less than 10 during the period. % is calculated as Quantity/Base number*100

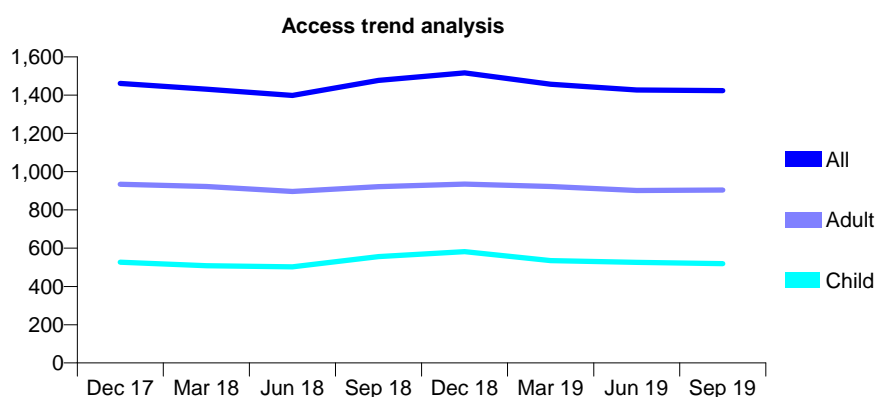
7A6 - Vital Signs At a Glance Contract Report for 188069/0001 - September 2019

Name or company name	Rowancrown Ltd
Contract type name	GDS Contract
Purpose of contract	General
Contract start date	01/03/2012
Contract end date	

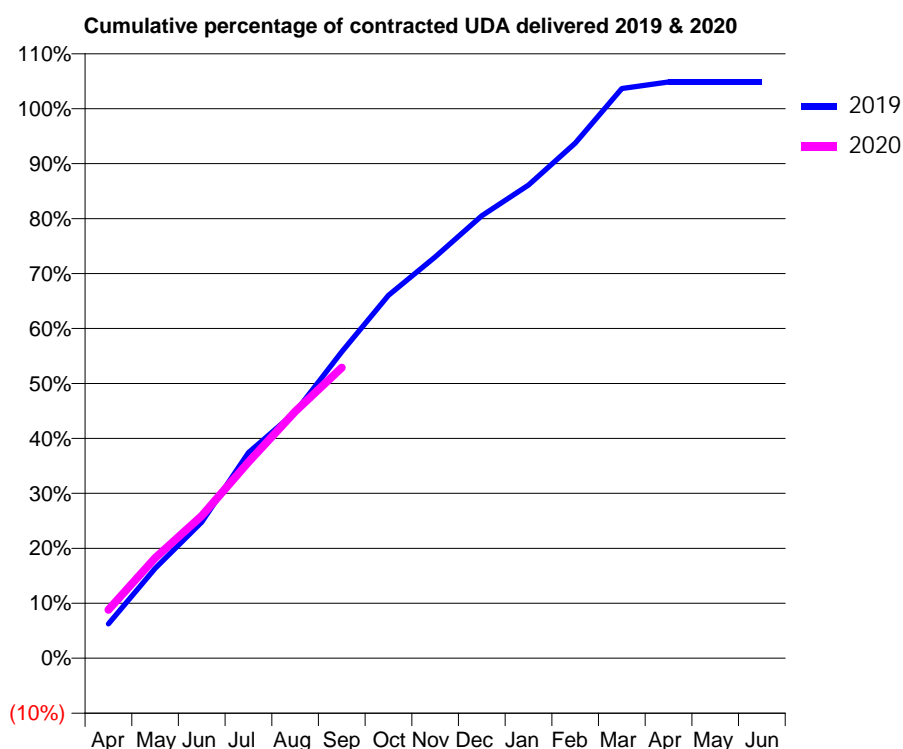
19/20 Contracted general activity (UDA)	4,767
Carry forward general activity (UDA)	-231
19/20 Contracted orthodontic activity (UOA)	0
Carry forward orthodontic activity (UOA)	0
Baseline contract value	£134,130.30

ACCESS*

Patients seen in 24 months	Total	Change since previous quarter
Quarter ending September 2018	1,477	
Quarter ending December 2018	1,517	↑
Quarter ending March 2019	1,457	↓
Quarter ending June 2019	1,427	↓
Quarter ending September 2019	1,423	→
Variance since September 2018	(3.7%)	↓



ACTIVITY



Month	Adjusted Scheduled Activity (UDA)	
	2019	2020
April	298	420
May	779	869
June	1,180	1,235
July	1,783	1,701
August	2,134	2,141
September	2,657	2,520
October	3,148	
November	3,481	
December	3,838	
January	4,105	
February	4,468	
March	4,941	
April	4,998	
May	4,998	
June	4,998	

QUALITY

	Quantity	Base Number	Contract	LHB	Wales
% of FP17s for the same patient ID Re-attending within 3 months - Children	16	388	4.1%	8.8%	10.7%
% of FP17s for the same patient ID Re-attending within 3 months - Adults	83	645	12.9%	14.1%	15.4%
% of FP17s for the same patient ID Re-attending between 3 & 9 months - Children	180	388	46.4%	57.8%	60.1%
% of FP17s for the same patient ID Re-attending between 3 & 9 months - Adults	226	645	35.0%	56.5%	56.7%
% of FP17s for Band 1 Urgent Courses	99	1,006	9.8%	9.4%	9.1%
% of FP17s Relating to Free Repair or Replacements	1	1,006	0.1%	0.7%	0.7%
% of FP17s Relating to Continuations	0	1,006	0.0%	0.5%	0.6%
% of Patients satisfied with the dentistry they have received	1	3	N/A	94.8%	93.0%
% of Patients satisfied with the time they had to wait for an appointment	2	3	N/A	90.1%	87.5%

* This is based on patients treated on this contract for their most recent course of treatment.

Figures in italics indicate the base number of FP17s or Patient Questionnaire responses are less than 100. N/A is shown where the base number of responses is less than 10 during the period. % is calculated as Quantity/Base number*100

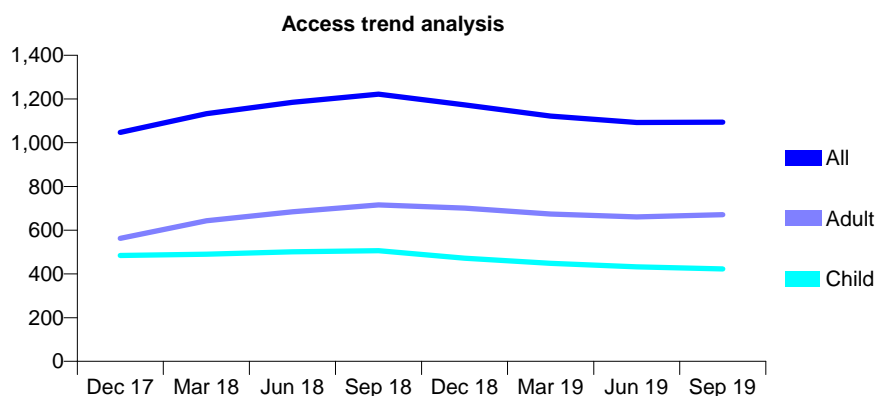
7A6 - Vital Signs At a Glance Contract Report for 190195/0009 - September 2019

Name or company name	Xeon Smiles UK Ltd
Contract type name	GDS Contract
Purpose of contract	General
Contract start date	01/04/2012
Contract end date	

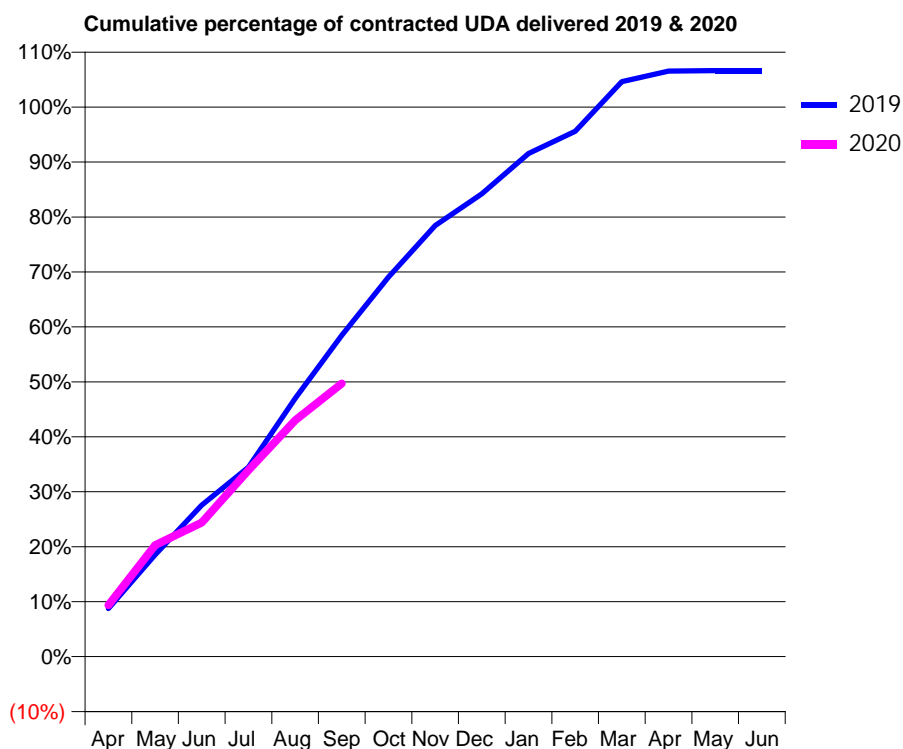
19/20 Contracted general activity (UDA)	2,325
Carry forward general activity (UDA)	-116
19/20 Contracted orthodontic activity (UOA)	0
Carry forward orthodontic activity (UOA)	0
Baseline contract value	£58,811.52

ACCESS*

Patients seen in 24 months	Total	Change since previous quarter
Quarter ending September 2018	1,222	
Quarter ending December 2018	1,173	↓
Quarter ending March 2019	1,122	↓
Quarter ending June 2019	1,093	↓
Quarter ending September 2019	1,094	→
Variance since September 2018	(10.5%)	↓



ACTIVITY



Month	Adjusted Scheduled Activity (UDA)	
	2019	2020
April	203	218
May	431	472
June	640	567
July	801	789
August	1,092	1,000
September	1,359	1,155
October	1,605	
November	1,824	
December	1,958	
January	2,129	
February	2,223	
March	2,433	
April	2,477	
May	2,479	
June	2,479	

QUALITY

	Quantity	Base Number	Contract	LHB	Wales
% of FP17s for the same patient ID Re-attending within 3 months - Children	23	307	7.5%	8.8%	10.7%
% of FP17s for the same patient ID Re-attending within 3 months - Adults	53	439	12.1%	14.1%	15.4%
% of FP17s for the same patient ID Re-attending between 3 & 9 months - Children	148	307	48.2%	57.8%	60.1%
% of FP17s for the same patient ID Re-attending between 3 & 9 months - Adults	238	439	54.2%	56.5%	56.7%
% of FP17s for Band 1 Urgent Courses	51	726	7.0%	9.4%	9.1%
% of FP17s Relating to Free Repair or Replacements	0	726	0.0%	0.7%	0.7%
% of FP17s Relating to Continuations	0	726	0.0%	0.5%	0.6%
% of Patients satisfied with the dentistry they have received	1	1	N/A	94.8%	93.0%
% of Patients satisfied with the time they had to wait for an appointment	1	1	N/A	90.1%	87.5%

* This is based on patients treated on this contract for their most recent course of treatment. Figures in italics indicate the base number of FP17s or Patient Questionnaire responses are less than 100. N/A is shown where the base number of responses is less than 10 during the period. % is calculated as Quantity/Base number*100

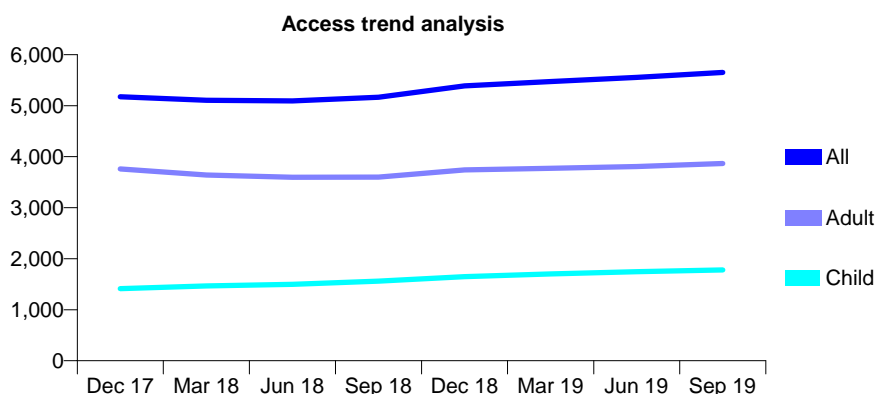
7A6 - Vital Signs At a Glance Contract Report for 190195/0012 - September 2019

Name or company name	Xeon Smiles UK Ltd
Contract type name	GDS Contract
Purpose of contract	General
Contract start date	01/04/2012
Contract end date	

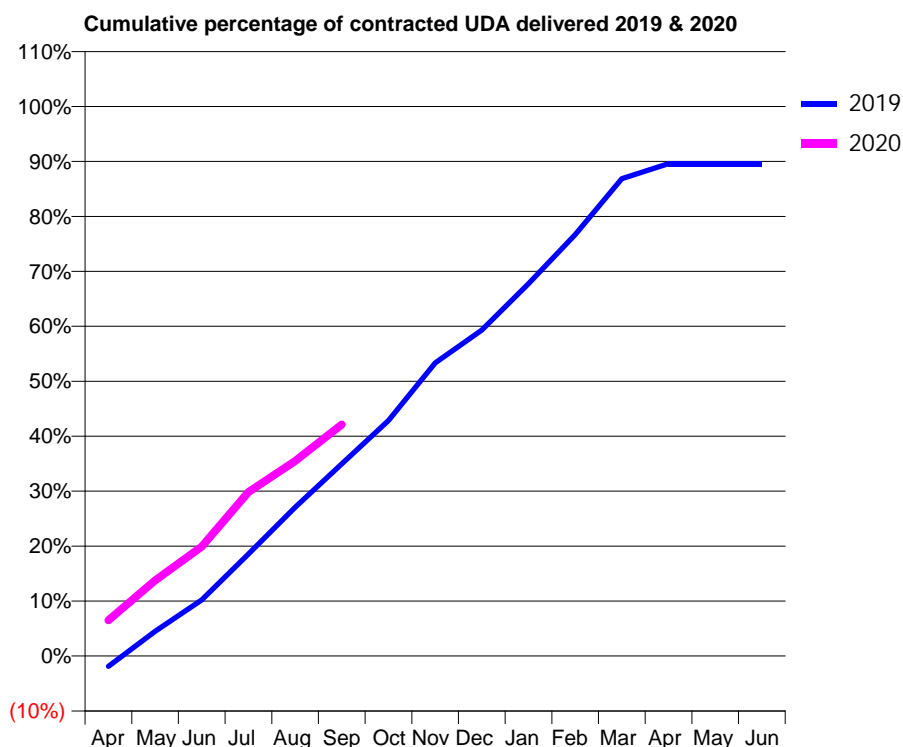
19/20 Contracted general activity (UDA)	18,856
Carry forward general activity (UDA)	0
19/20 Contracted orthodontic activity (UOA)	0
Carry forward orthodontic activity (UOA)	0
Baseline contract value	£469,935.73

ACCESS*

Patients seen in 24 months	Total	Change since previous quarter
Quarter ending September 2018	5,164	
Quarter ending December 2018	5,387	↑
Quarter ending March 2019	5,474	→
Quarter ending June 2019	5,553	→
Quarter ending September 2019	5,650	→
Variance since September 2018	9.4%	↑



ACTIVITY



Month	Adjusted Scheduled Activity (UDA)	
	2019	2020
April	-359	1,226
May	848	2,595
June	1,925	3,753
July	3,504	5,627
August	5,106	6,691
September	6,591	7,944
October	8,080	
November	10,054	
December	11,183	
January	12,774	
February	14,463	
March	16,378	
April	16,894	
May	16,898	
June	16,898	

QUALITY

	Quantity	Base Number	Contract	LHB	Wales
% of FP17s for the same patient ID Re-attending within 3 months - Children	111	1,377	8.1%	8.8%	10.7%
% of FP17s for the same patient ID Re-attending within 3 months - Adults	367	2,932	12.5%	14.1%	15.4%
% of FP17s for the same patient ID Re-attending between 3 & 9 months - Children	924	1,377	67.1%	57.8%	60.1%
% of FP17s for the same patient ID Re-attending between 3 & 9 months - Adults	1,972	2,932	67.3%	56.5%	56.7%
% of FP17s for Band 1 Urgent Courses	292	4,099	7.1%	9.4%	9.1%
% of FP17s Relating to Free Repair or Replacements	44	4,099	1.1%	0.7%	0.7%
% of FP17s Relating to Continuations	11	4,099	0.3%	0.5%	0.6%
% of Patients satisfied with the dentistry they have received	7	8	N/A	94.8%	93.0%
% of Patients satisfied with the time they had to wait for an appointment	7	8	N/A	90.1%	87.5%

* This is based on patients treated on this contract for their most recent course of treatment. Figures in italics indicate the base number of FP17s or Patient Questionnaire responses are less than 100. N/A is shown where the base number of responses is less than 10 during the period. % is calculated as Quantity/Base number*100

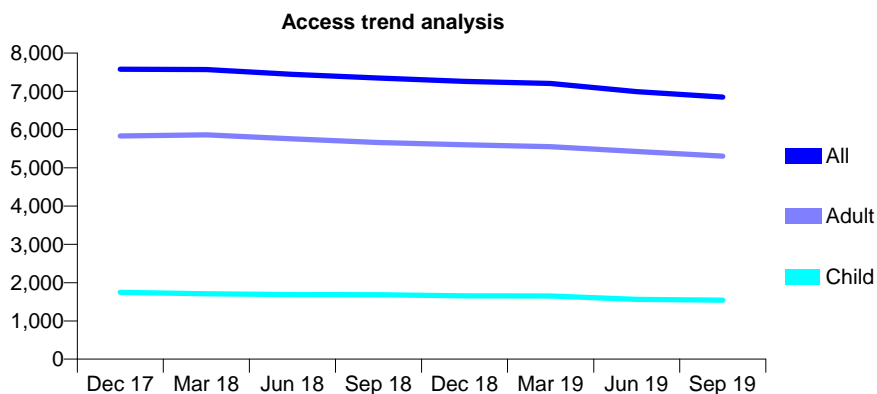
7A6 - Vital Signs At a Glance Contract Report for 190195/0014 - September 2019

Name or company name	Xeon Smiles UK Ltd
Contract type name	GDS Contract
Purpose of contract	General
Contract start date	01/04/2012
Contract end date	

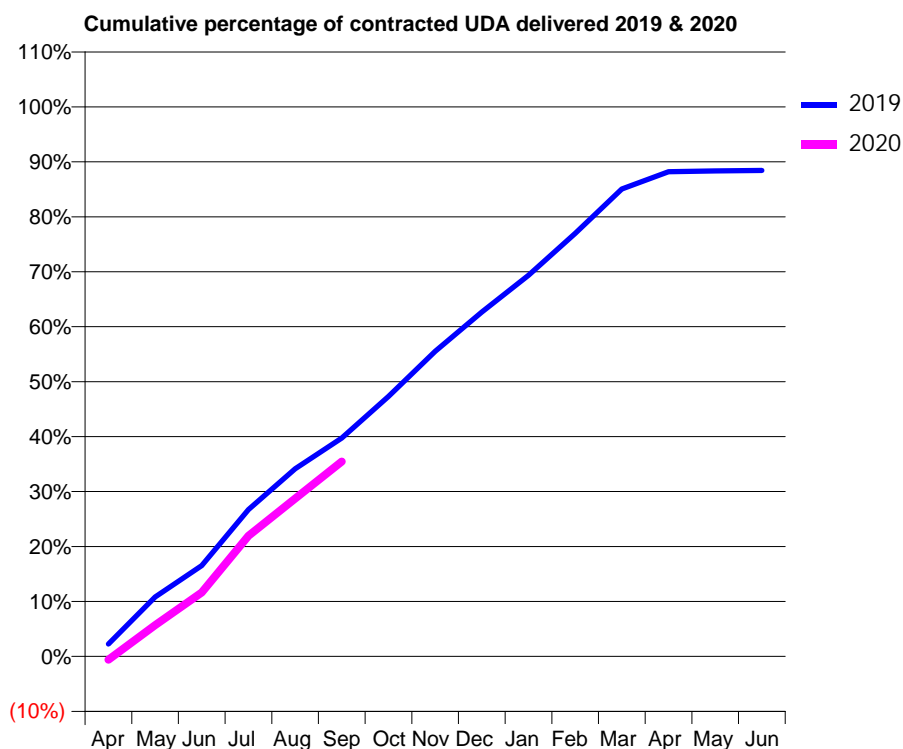
19/20 Contracted general activity (UDA)	24,172
Carry forward general activity (UDA)	1,209
19/20 Contracted orthodontic activity (UOA)	0
Carry forward orthodontic activity (UOA)	0
Baseline contract value	£664,422.66

ACCESS*

Patients seen in 24 months	Total	Change since previous quarter
Quarter ending September 2018	7,346	
Quarter ending December 2018	7,259	↓
Quarter ending March 2019	7,202	→
Quarter ending June 2019	6,992	↓
Quarter ending September 2019	6,847	↓
Variance since September 2018	(6.8%)	↓



ACTIVITY



Month	Adjusted Scheduled Activity (UDA)	
	2019	2020
April	546	-147
May	2,613	1,373
June	3,999	2,813
July	6,459	5,303
August	8,256	6,941
September	9,602	8,573
October	11,433	
November	13,421	
December	15,146	
January	16,769	
February	18,609	
March	20,556	
April	21,317	
May	21,357	
June	21,373	

QUALITY

	Quantity	Base Number	Contract	LHB	Wales
% of FP17s for the same patient ID Re-attending within 3 months - Children	50	1,049	4.8%	8.8%	10.7%
% of FP17s for the same patient ID Re-attending within 3 months - Adults	412	3,755	11.0%	14.1%	15.4%
% of FP17s for the same patient ID Re-attending between 3 & 9 months - Children	717	1,049	68.4%	57.8%	60.1%
% of FP17s for the same patient ID Re-attending between 3 & 9 months - Adults	2,504	3,755	66.7%	56.5%	56.7%
% of FP17s for Band 1 Urgent Courses	141	4,467	3.2%	9.4%	9.1%
% of FP17s Relating to Free Repair or Replacements	33	4,467	0.7%	0.7%	0.7%
% of FP17s Relating to Continuations	3	4,467	0.1%	0.5%	0.6%
% of Patients satisfied with the dentistry they have received	13	13	100.0%	94.8%	93.0%
% of Patients satisfied with the time they had to wait for an appointment	13	13	100.0%	90.1%	87.5%

* This is based on patients treated on this contract for their most recent course of treatment. Figures in italics indicate the base number of FP17s or Patient Questionnaire responses are less than 100. N/A is shown where the base number of responses is less than 10 during the period. % is calculated as Quantity/Base number*100

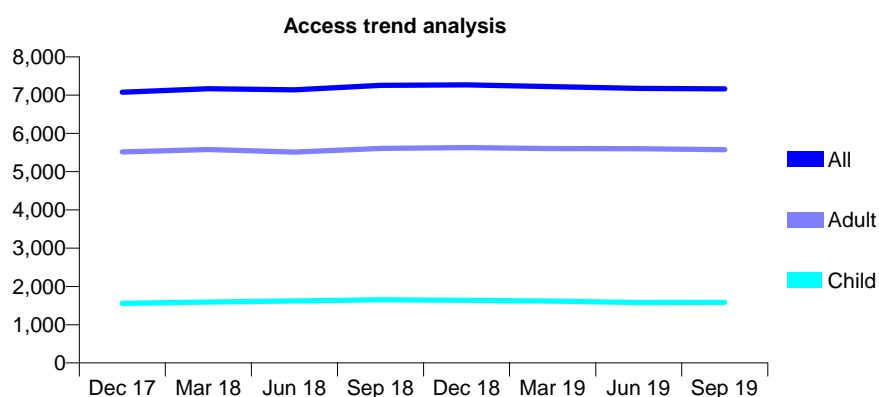
7A6 - Vital Signs At a Glance Contract Report for 190195/0015 - September 2019

Name or company name	Xeon Smiles UK Ltd
Contract type name	GDS Contract
Purpose of contract	General
Contract start date	01/04/2012
Contract end date	

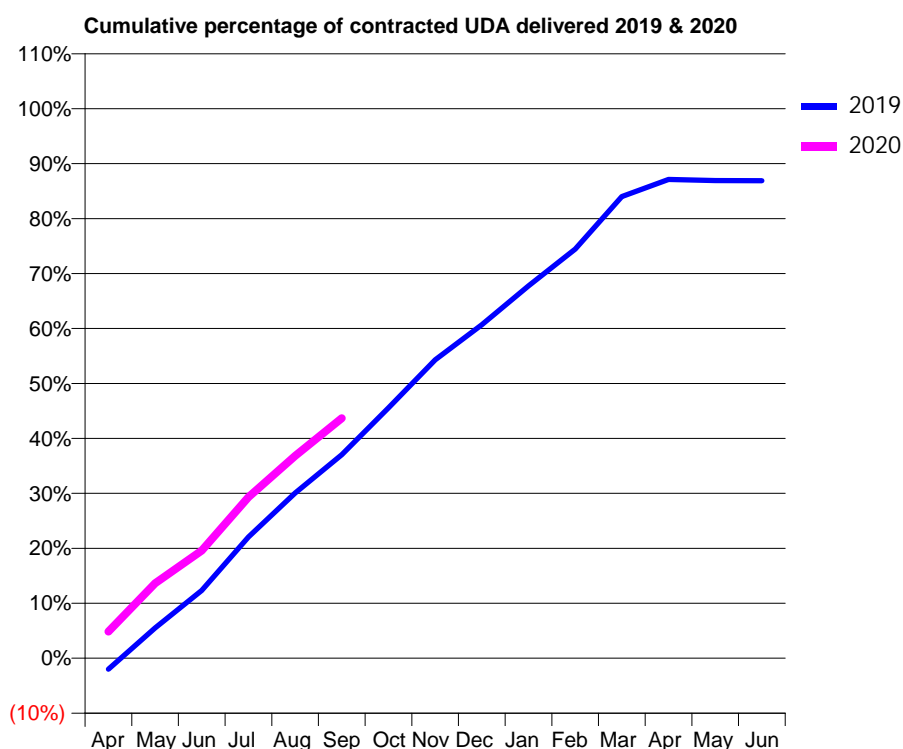
19/20 Contracted general activity (UDA)	24,572
Carry forward general activity (UDA)	0
19/20 Contracted orthodontic activity (UOA)	0
Carry forward orthodontic activity (UOA)	0
Baseline contract value	£687,316.72

ACCESS*

Patients seen in 24 months	Total	Change since previous quarter
Quarter ending September 2018	7,255	
Quarter ending December 2018	7,266	→
Quarter ending March 2019	7,222	→
Quarter ending June 2019	7,177	→
Quarter ending September 2019	7,161	→
Variance since September 2018	(1.3%)	↓



ACTIVITY



Month	2019	2020
April	-500	1,196
May	1,357	3,356
June	3,032	4,815
July	5,421	7,209
August	7,391	9,049
September	9,105	10,728
October	11,194	
November	13,339	
December	14,912	
January	16,650	
February	18,290	
March	20,643	
April	21,409	
May	21,354	
June	21,348	

QUALITY

	Quantity	Base Number	Contract	LHB	Wales
% of FP17s for the same patient ID Re-attending within 3 months - Children	88	1,243	7.1%	8.8%	10.7%
% of FP17s for the same patient ID Re-attending within 3 months - Adults	459	3,879	11.8%	14.1%	15.4%
% of FP17s for the same patient ID Re-attending between 3 & 9 months - Children	744	1,243	59.9%	57.8%	60.1%
% of FP17s for the same patient ID Re-attending between 3 & 9 months - Adults	2,274	3,879	58.6%	56.5%	56.7%
% of FP17s for Band 1 Urgent Courses	458	4,833	9.5%	9.4%	9.1%
% of FP17s Relating to Free Repair or Replacements	45	4,833	0.9%	0.7%	0.7%
% of FP17s Relating to Continuations	16	4,833	0.3%	0.5%	0.6%
% of Patients satisfied with the dentistry they have received	12	12	100.0%	94.8%	93.0%
% of Patients satisfied with the time they had to wait for an appointment	12	12	100.0%	90.1%	87.5%

* This is based on patients treated on this contract for their most recent course of treatment.

Figures in italics indicate the base number of FP17s or Patient Questionnaire responses are less than 100. N/A is shown where the base number of responses is less than 10 during the period. % is calculated as Quantity/Base number*100

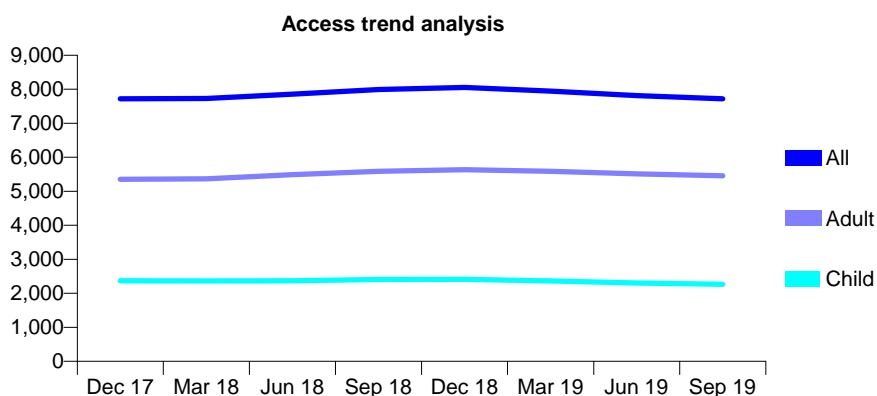
7A6 - Vital Signs At a Glance Contract Report for 190195/0020 - September 2019

Name or company name	Xeon Smiles UK Ltd
Contract type name	GDS Contract
Purpose of contract	General
Contract start date	18/07/2012
Contract end date	

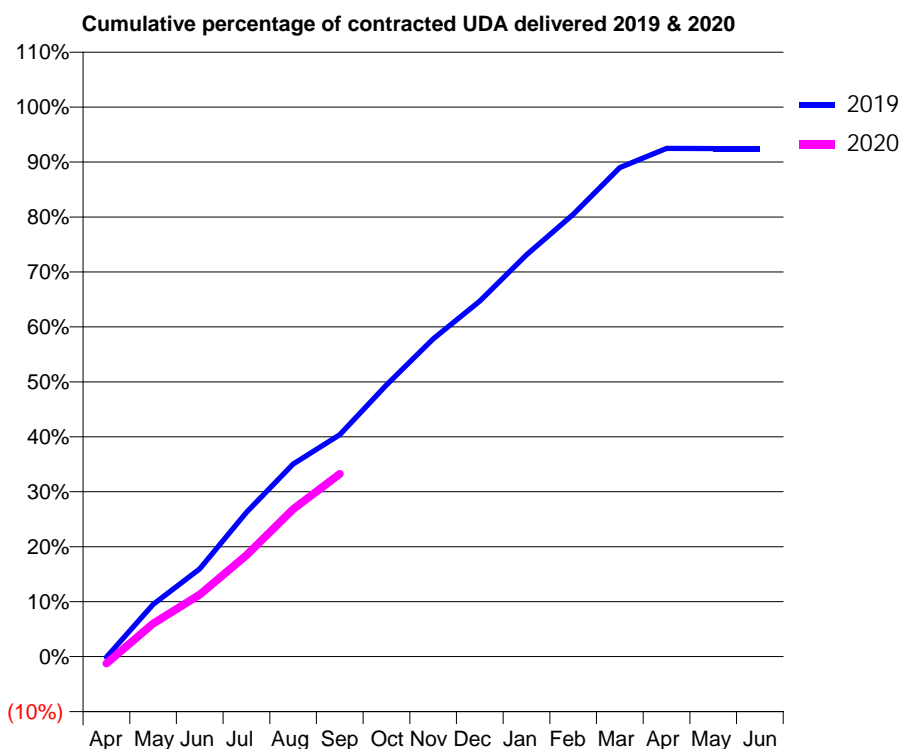
19/20 Contracted general activity (UDA)	20,705
Carry forward general activity (UDA)	1,035
19/20 Contracted orthodontic activity (UOA)	0
Carry forward orthodontic activity (UOA)	0
Baseline contract value	£555,955.87

ACCESS*

Patients seen in 24 months	Total	Change since previous quarter
Quarter ending September 2018	7,993	
Quarter ending December 2018	8,051	→
Quarter ending March 2019	7,949	↓
Quarter ending June 2019	7,815	↓
Quarter ending September 2019	7,721	↓
Variance since September 2018	(3.4%)	↓



ACTIVITY



Month	Adjusted Scheduled Activity (UDA)	
	2019	2020
April	-25	-257
May	1,966	1,250
June	3,311	2,338
July	5,436	3,819
August	7,256	5,557
September	8,360	6,881
October	10,240	
November	11,970	
December	13,400	
January	15,137	
February	16,661	
March	18,424	
April	19,145	
May	19,140	
June	19,140	

QUALITY

	Quantity	Base Number	Contract	LHB	Wales
% of FP17s for the same patient ID Re-attending within 3 months - Children	72	1,391	5.2%	8.8%	10.7%
% of FP17s for the same patient ID Re-attending within 3 months - Adults	332	3,248	10.2%	14.1%	15.4%
% of FP17s for the same patient ID Re-attending between 3 & 9 months - Children	736	1,391	52.9%	57.8%	60.1%
% of FP17s for the same patient ID Re-attending between 3 & 9 months - Adults	1,788	3,248	55.0%	56.5%	56.7%
% of FP17s for Band 1 Urgent Courses	354	4,307	8.2%	9.4%	9.1%
% of FP17s Relating to Free Repair or Replacements	26	4,307	0.6%	0.7%	0.7%
% of FP17s Relating to Continuations	2	4,307	0.0%	0.5%	0.6%
% of Patients satisfied with the dentistry they have received	8	8	N/A	94.8%	93.0%
% of Patients satisfied with the time they had to wait for an appointment	8	8	N/A	90.1%	87.5%

* This is based on patients treated on this contract for their most recent course of treatment. Figures in italics indicate the base number of FP17s or Patient Questionnaire responses are less than 100. N/A is shown where the base number of responses is less than 10 during the period. % is calculated as Quantity/Base number*100

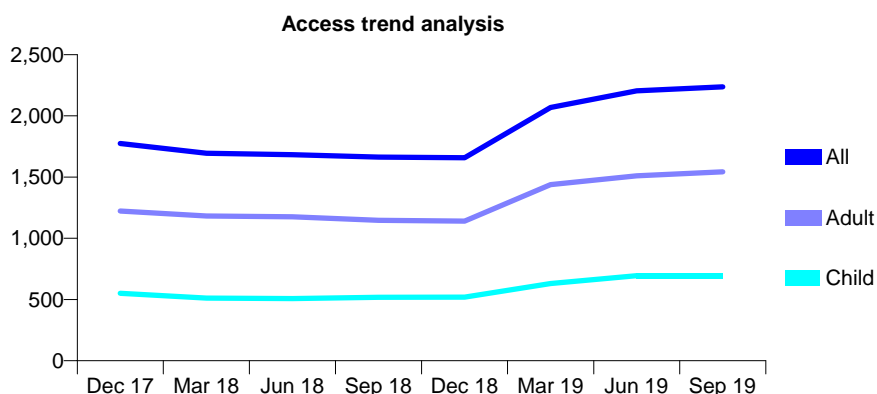
7A6 - Vital Signs At a Glance Contract Report for 190535/0001 - September 2019

Name or company name	Cwmbran Dental Spa
Contract type name	GDS Contract
Purpose of contract	General
Contract start date	01/04/2012
Contract end date	

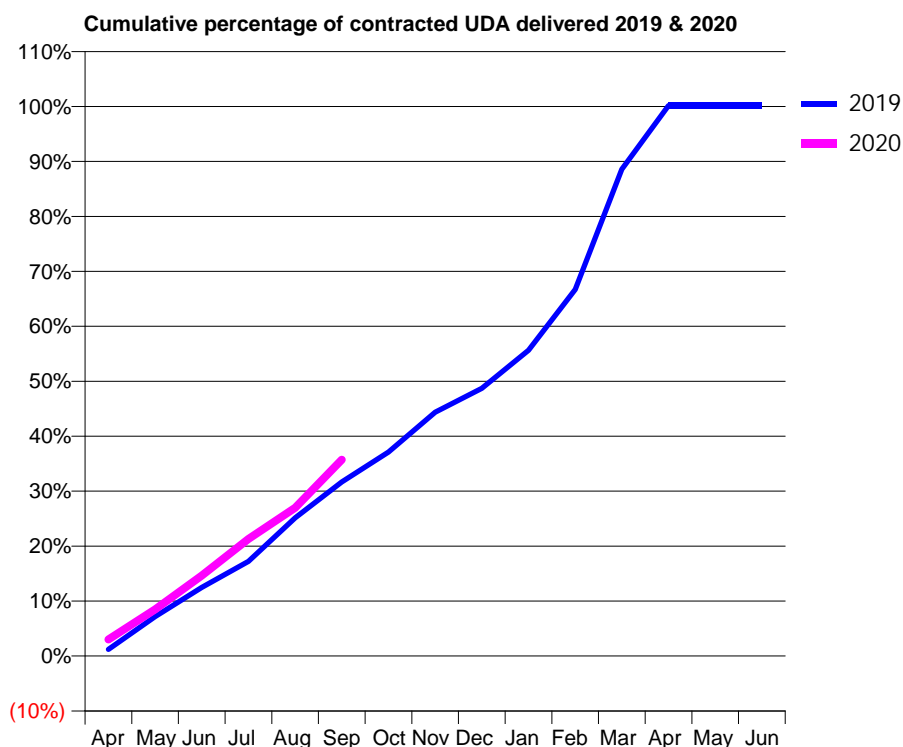
19/20 Contracted general activity (UDA)	8,632
Carry forward general activity (UDA)	-13
19/20 Contracted orthodontic activity (UOA)	0
Carry forward orthodontic activity (UOA)	0
Baseline contract value	£224,633.16

ACCESS*

Patients seen in 24 months	Total	Change since previous quarter
Quarter ending September 2018	1,664	
Quarter ending December 2018	1,659	→
Quarter ending March 2019	2,069	↑
Quarter ending June 2019	2,204	↑
Quarter ending September 2019	2,237	→
Variance since September 2018	34.4%	↑



ACTIVITY



Month	Adjusted Scheduled Activity (UDA)	
	2019	2020
April	86	260
May	506	731
June	878	1,264
July	1,211	1,838
August	1,768	2,328
September	2,229	3,084
October	2,610	
November	3,120	
December	3,426	
January	3,911	
February	4,691	
March	6,227	
April	7,043	
May	7,044	
June	7,044	

QUALITY

	Quantity	Base Number	Contract	LHB	Wales
% of FP17s for the same patient ID Re-attending within 3 months - Children	52	583	8.9%	8.8%	10.7%
% of FP17s for the same patient ID Re-attending within 3 months - Adults	184	1,291	14.3%	14.1%	15.4%
% of FP17s for the same patient ID Re-attending between 3 & 9 months - Children	322	583	55.2%	57.8%	60.1%
% of FP17s for the same patient ID Re-attending between 3 & 9 months - Adults	702	1,291	54.4%	56.5%	56.7%
% of FP17s for Band 1 Urgent Courses	146	1,656	8.8%	9.4%	9.1%
% of FP17s Relating to Free Repair or Replacements	18	1,656	1.1%	0.7%	0.7%
% of FP17s Relating to Continuations	1	1,656	0.1%	0.5%	0.6%
% of Patients satisfied with the dentistry they have received	4	4	N/A	94.8%	93.0%
% of Patients satisfied with the time they had to wait for an appointment	4	4	N/A	90.1%	87.5%

* This is based on patients treated on this contract for their most recent course of treatment. Figures in italics indicate the base number of FP17s or Patient Questionnaire responses are less than 100. N/A is shown where the base number of responses is less than 10 during the period. % is calculated as Quantity/Base number*100

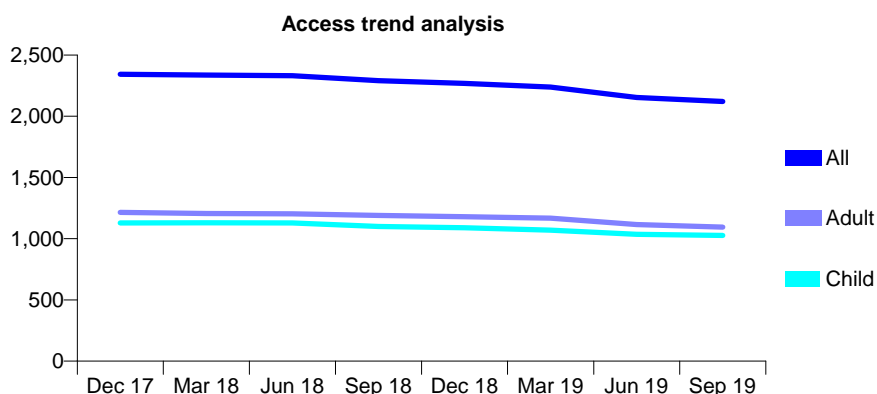
7A6 - Vital Signs At a Glance Contract Report for 194034/0001 - September 2019

Name or company name	Melin Ltd
Contract type name	Pilot Contract
Purpose of contract	General and Orthodontic
Contract start date	01/03/2011
Contract end date	

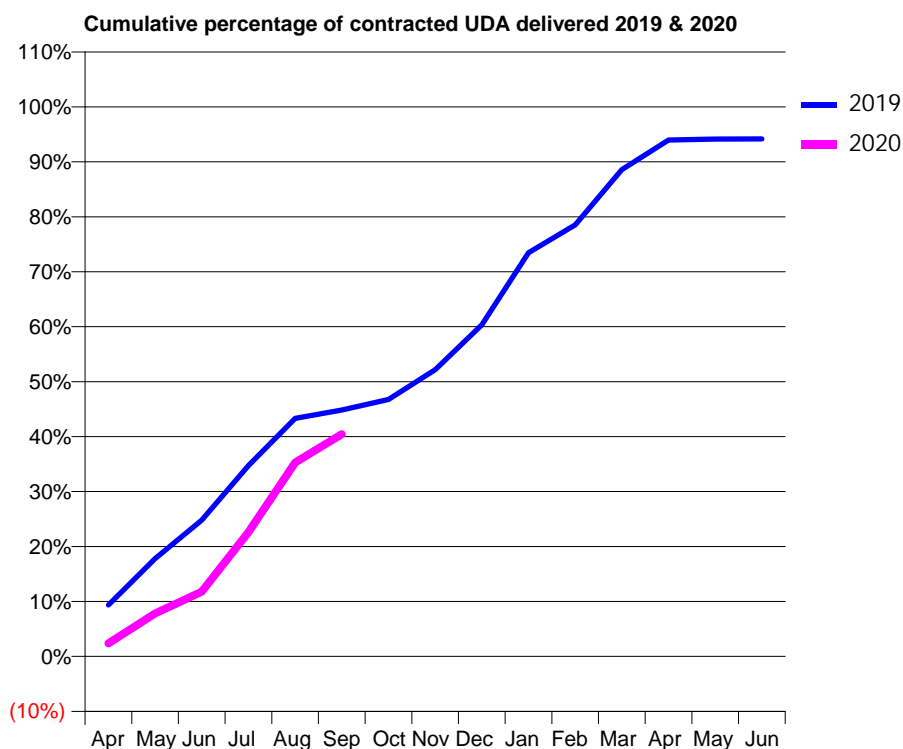
19/20 Contracted general activity (UDA)	7,446
Carry forward general activity (UDA)	-47
19/20 Contracted orthodontic activity (UOA)	1,579
Carry forward orthodontic activity (UOA)	-90
Baseline contract value	£273,199.52

ACCESS*

Patients seen in 24 months	Total	Change since previous quarter
Quarter ending September 2018	2,290	
Quarter ending December 2018	2,269	→
Quarter ending March 2019	2,238	↓
Quarter ending June 2019	2,153	↓
Quarter ending September 2019	2,121	↓
Variance since September 2018	(7.4%)	↓



ACTIVITY



Month	2019	2020
April	697	177
May	1,327	583
June	1,847	877
July	2,586	1,683
August	3,227	2,626
September	3,337	3,011
October	3,482	
November	3,884	
December	4,492	
January	5,470	
February	5,848	
March	6,596	
April	6,996	
May	7,011	
June	7,012	

QUALITY

	Quantity	Base Number	Contract	LHB	Wales
% of FP17s for the same patient ID Re-attending within 3 months - Children	156	1,126	13.9%	8.8%	10.7%
% of FP17s for the same patient ID Re-attending within 3 months - Adults	235	953	24.7%	14.1%	15.4%
% of FP17s for the same patient ID Re-attending between 3 & 9 months - Children	687	1,126	61.0%	57.8%	60.1%
% of FP17s for the same patient ID Re-attending between 3 & 9 months - Adults	525	953	55.1%	56.5%	56.7%
% of FP17s for Band 1 Urgent Courses	105	1,699	6.2%	9.4%	9.1%
% of FP17s Relating to Free Repair or Replacements	3	1,699	0.2%	0.7%	0.7%
% of FP17s Relating to Continuations	3	1,699	0.2%	0.5%	0.6%
% of Patients satisfied with the dentistry they have received	3	3	N/A	94.8%	93.0%
% of Patients satisfied with the time they had to wait for an appointment	3	3	N/A	90.1%	87.5%

* This is based on patients treated on this contract for their most recent course of treatment. Figures in italics indicate the base number of FP17s or Patient Questionnaire responses are less than 100. N/A is shown where the base number of responses is less than 10 during the period. % is calculated as Quantity/Base number*100

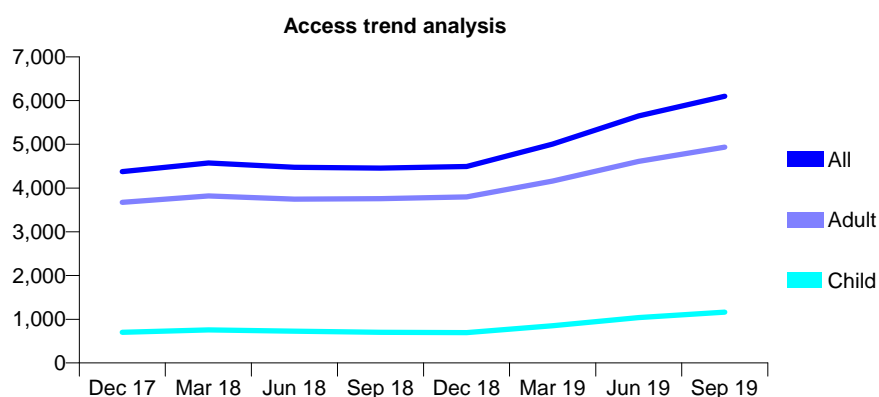
7A6 - Vital Signs At a Glance Contract Report for 197599/0001 - September 2019

Name or company name	Ali Jahanfar & Regina Appah
Contract type name	GDS Contract
Purpose of contract	General
Contract start date	01/12/2009
Contract end date	

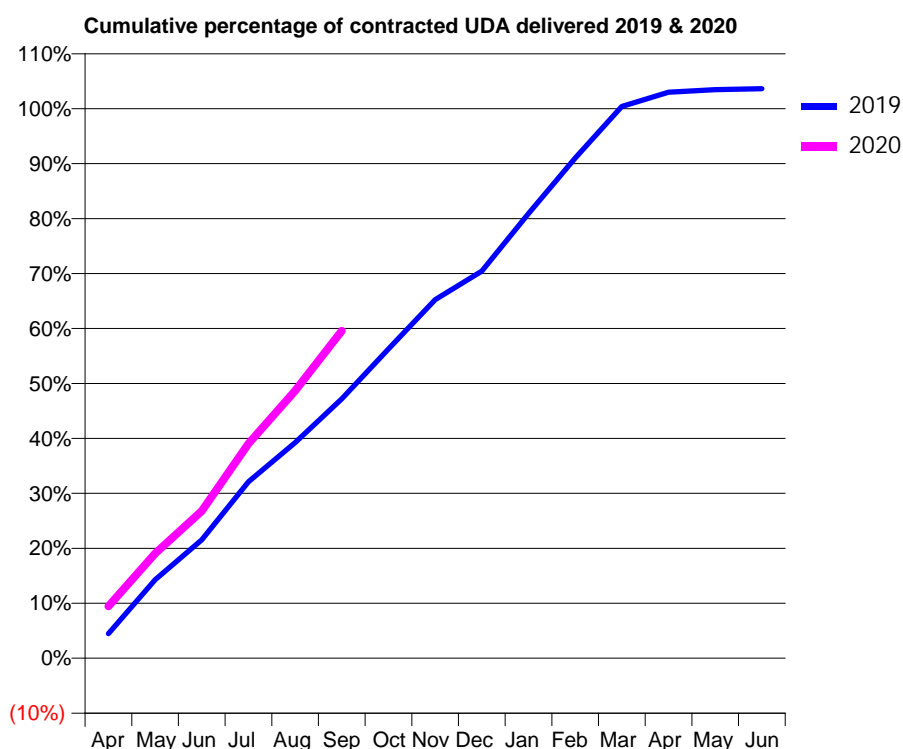
19/20 Contracted general activity (UDA)	15,964
Carry forward general activity (UDA)	-502
19/20 Contracted orthodontic activity (UOA)	0
Carry forward orthodontic activity (UOA)	0
Baseline contract value	£435,571.14

ACCESS*

Patients seen in 24 months	Total	Change since previous quarter
Quarter ending September 2018	4,455	
Quarter ending December 2018	4,493	→
Quarter ending March 2019	5,008	↑
Quarter ending June 2019	5,649	↑
Quarter ending September 2019	6,099	↑
Variance since September 2018	36.9%	↑



ACTIVITY



Month	2019	2020
April	608	1,510
May	1,938	3,042
June	2,923	4,277
July	4,360	6,232
August	5,327	7,769
September	6,404	9,509
October	7,638	
November	8,855	
December	9,560	
January	10,980	
February	12,352	
March	13,626	
April	13,979	
May	14,040	
June	14,065	

QUALITY

	Quantity	Base Number	Contract	LHB	Wales
% of FP17s for the same patient ID Re-attending within 3 months - Children	66	885	7.5%	8.8%	10.7%
% of FP17s for the same patient ID Re-attending within 3 months - Adults	393	3,542	11.1%	14.1%	15.4%
% of FP17s for the same patient ID Re-attending between 3 & 9 months - Children	281	885	31.8%	57.8%	60.1%
% of FP17s for the same patient ID Re-attending between 3 & 9 months - Adults	1,483	3,542	41.9%	56.5%	56.7%
% of FP17s for Band 1 Urgent Courses	304	4,235	7.2%	9.4%	9.1%
% of FP17s Relating to Free Repair or Replacements	67	4,235	1.6%	0.7%	0.7%
% of FP17s Relating to Continuations	28	4,235	0.7%	0.5%	0.6%
% of Patients satisfied with the dentistry they have received	4	4	N/A	94.8%	93.0%
% of Patients satisfied with the time they had to wait for an appointment	4	4	N/A	90.1%	87.5%

* This is based on patients treated on this contract for their most recent course of treatment.

Figures in italics indicate the base number of FP17s or Patient Questionnaire responses are less than 100. N/A is shown where the base number of responses is less than 10 during the period. % is calculated as Quantity/Base number*100

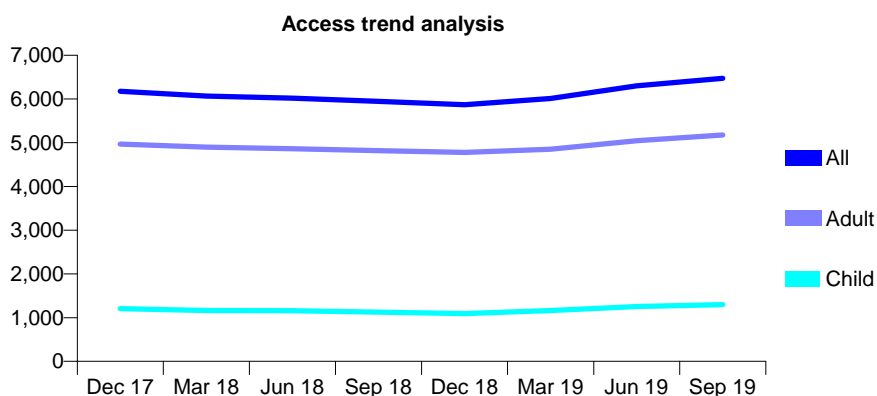
7A6 - Vital Signs At a Glance Contract Report for 199273/0001 - September 2019

Name or company name	Risca Dental Practice Limited
Contract type name	GDS Contract
Purpose of contract	General
Contract start date	01/09/2012
Contract end date	

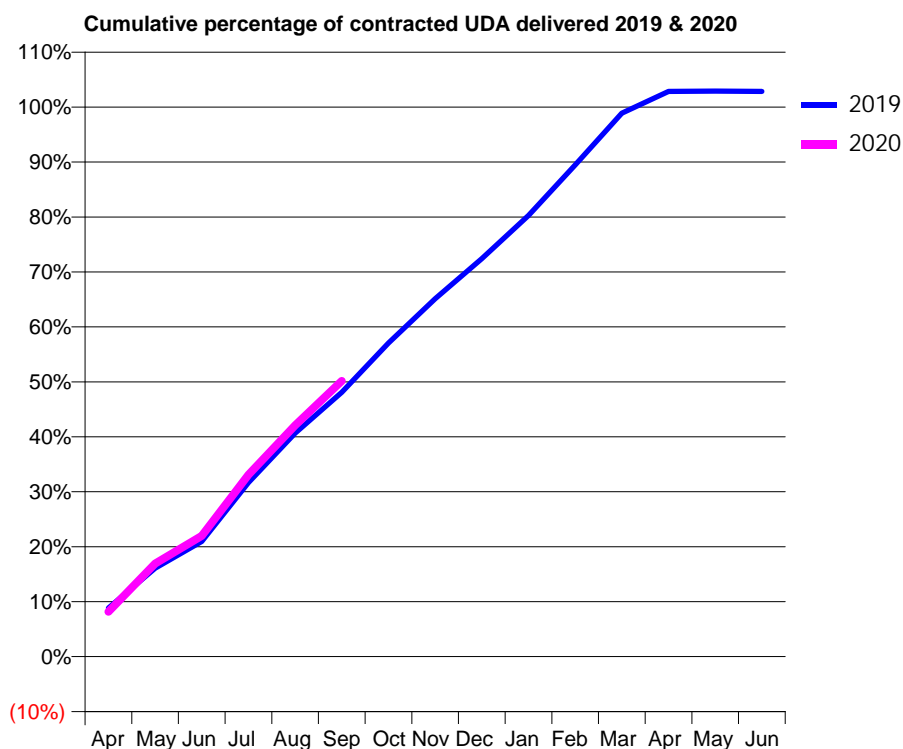
19/20 Contracted general activity (UDA)	19,912
Carry forward general activity (UDA)	-590
19/20 Contracted orthodontic activity (UOA)	0
Carry forward orthodontic activity (UOA)	0
Baseline contract value	£522,702.30

ACCESS*

Patients seen in 24 months	Total	Change since previous quarter
Quarter ending September 2018	5,945	
Quarter ending December 2018	5,870	↓
Quarter ending March 2019	6,014	↑
Quarter ending June 2019	6,299	↑
Quarter ending September 2019	6,475	↑
Variance since September 2018	8.9%	↑



ACTIVITY



Month	Adjusted Scheduled Activity (UDA)	
	2019	2020
April	1,641	1,624
May	2,991	3,375
June	3,890	4,373
July	5,879	6,591
August	7,551	8,381
September	8,927	9,992
October	10,594	
November	12,088	
December	13,443	
January	14,898	
February	16,608	
March	18,353	
April	19,088	
May	19,099	
June	19,090	

QUALITY

	Quantity	Base Number	Contract	LHB	Wales
% of FP17s for the same patient ID Re-attending within 3 months - Children	82	1,134	7.2%	8.8%	10.7%
% of FP17s for the same patient ID Re-attending within 3 months - Adults	656	4,117	15.9%	14.1%	15.4%
% of FP17s for the same patient ID Re-attending between 3 & 9 months - Children	666	1,134	58.7%	57.8%	60.1%
% of FP17s for the same patient ID Re-attending between 3 & 9 months - Adults	1,964	4,117	47.7%	56.5%	56.7%
% of FP17s for Band 1 Urgent Courses	593	4,885	12.1%	9.4%	9.1%
% of FP17s Relating to Free Repair or Replacements	56	4,885	1.1%	0.7%	0.7%
% of FP17s Relating to Continuations	43	4,885	0.9%	0.5%	0.6%
% of Patients satisfied with the dentistry they have received	6	6	N/A	94.8%	93.0%
% of Patients satisfied with the time they had to wait for an appointment	5	6	N/A	90.1%	87.5%

* This is based on patients treated on this contract for their most recent course of treatment. Figures in italics indicate the base number of FP17s or Patient Questionnaire responses are less than 100. N/A is shown where the base number of responses is less than 10 during the period. % is calculated as Quantity/Base number*100

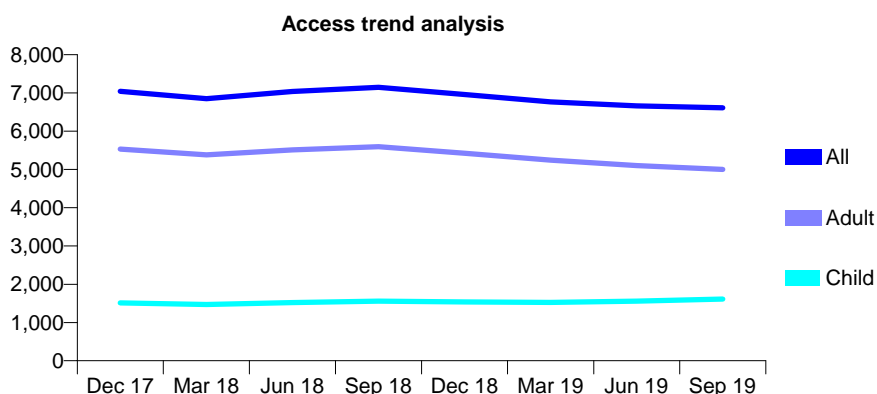
7A6 - Vital Signs At a Glance Contract Report for 199915/0004 - September 2019

Name or company name	IDH 441 to 444 Ltd
Contract type name	GDS Contract
Purpose of contract	General
Contract start date	01/04/2010
Contract end date	

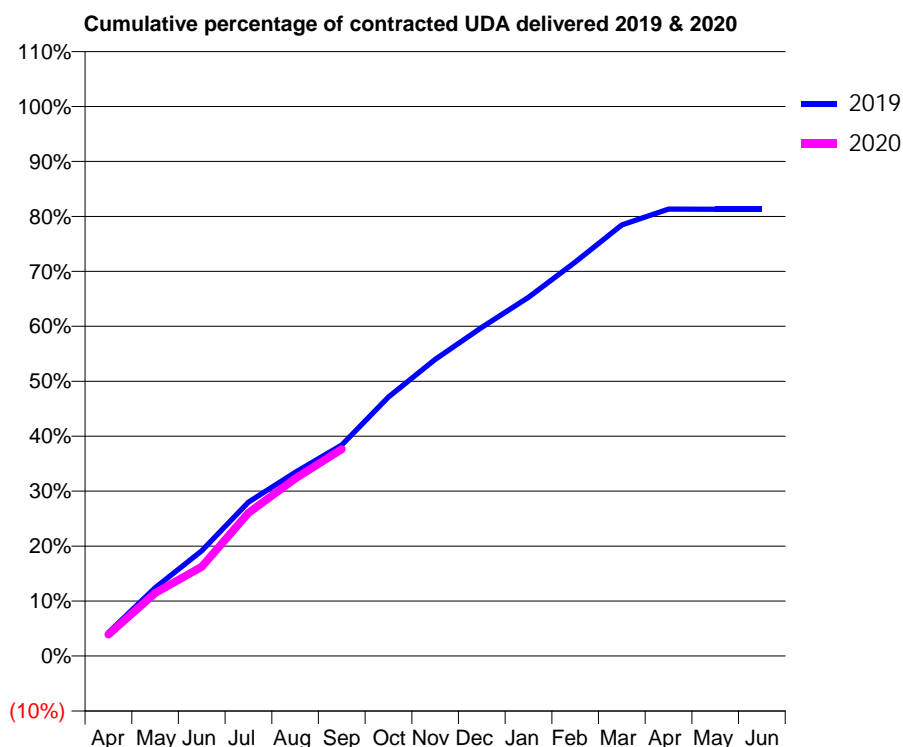
19/20 Contracted general activity (UDA)	21,550
Carry forward general activity (UDA)	0
19/20 Contracted orthodontic activity (UOA)	0
Carry forward orthodontic activity (UOA)	0
Baseline contract value	£536,894.53

ACCESS*

Patients seen in 24 months	Total	Change since previous quarter
Quarter ending September 2018	7,149	
Quarter ending December 2018	6,960	↓
Quarter ending March 2019	6,769	↓
Quarter ending June 2019	6,663	↓
Quarter ending September 2019	6,611	→
Variance since September 2018	(7.5%)	↓



ACTIVITY



Month	Adjusted Scheduled Activity (UDA)	
	2019	2020
April	1,147	843
May	3,348	2,472
June	5,160	3,503
July	7,538	5,616
August	9,005	6,957
September	10,343	8,115
October	12,698	
November	14,541	
December	16,107	
January	17,582	
February	19,305	
March	21,134	
April	21,911	
May	21,905	
June	21,905	

QUALITY

	Quantity	Base Number	Contract	LHB	Wales
% of FP17s for the same patient ID Re-attending within 3 months - Children	36	1,087	3.3%	8.8%	10.7%
% of FP17s for the same patient ID Re-attending within 3 months - Adults	175	3,288	5.3%	14.1%	15.4%
% of FP17s for the same patient ID Re-attending between 3 & 9 months - Children	573	1,087	52.7%	57.8%	60.1%
% of FP17s for the same patient ID Re-attending between 3 & 9 months - Adults	2,069	3,288	62.9%	56.5%	56.7%
% of FP17s for Band 1 Urgent Courses	90	4,005	2.2%	9.4%	9.1%
% of FP17s Relating to Free Repair or Replacements	12	4,005	0.3%	0.7%	0.7%
% of FP17s Relating to Continuations	11	4,005	0.3%	0.5%	0.6%
% of Patients satisfied with the dentistry they have received	18	18	100.0%	94.8%	93.0%
% of Patients satisfied with the time they had to wait for an appointment	14	18	77.8%	90.1%	87.5%

* This is based on patients treated on this contract for their most recent course of treatment. Figures in italics indicate the base number of FP17s or Patient Questionnaire responses are less than 100. N/A is shown where the base number of responses is less than 10 during the period. % is calculated as Quantity/Base number*100

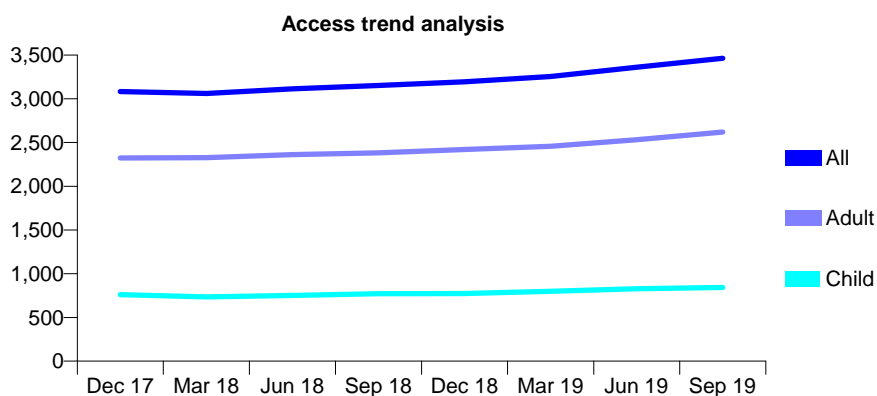
7A6 - Vital Signs At a Glance Contract Report for 220566/0001 - September 2019

Name or company name	Trefynwy Dental Partnership
Contract type name	Pilot Contract
Purpose of contract	General
Contract start date	01/10/2007
Contract end date	

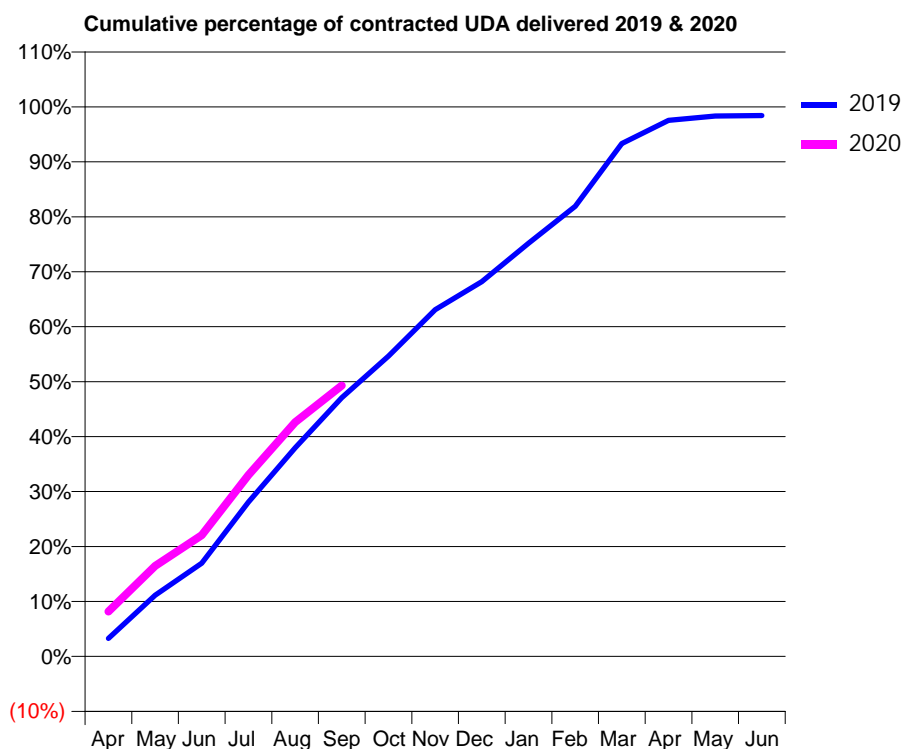
19/20 Contracted general activity (UDA)	8,431
Carry forward general activity (UDA)	-353
19/20 Contracted orthodontic activity (UOA)	0
Carry forward orthodontic activity (UOA)	0
Baseline contract value	£225,907.71

ACCESS*

Patients seen in 24 months	Total	Change since previous quarter
Quarter ending September 2018	3,153	
Quarter ending December 2018	3,194	→
Quarter ending March 2019	3,255	→
Quarter ending June 2019	3,361	↑
Quarter ending September 2019	3,463	↑
Variance since September 2018	9.8%	↑



ACTIVITY



Month	2019	2020
April	276	689
May	940	1,389
June	1,432	1,862
July	2,369	2,784
August	3,201	3,594
September	3,970	4,157
October	4,609	
November	5,318	
December	5,749	
January	6,336	
February	6,906	
March	7,867	
April	8,224	
May	8,291	
June	8,298	

QUALITY

	Quantity	Base Number	Contract	LHB	Wales
% of FP17s for the same patient ID Re-attending within 3 months - Children	18	552	3.3%	8.8%	10.7%
% of FP17s for the same patient ID Re-attending within 3 months - Adults	184	1,671	11.0%	14.1%	15.4%
% of FP17s for the same patient ID Re-attending between 3 & 9 months - Children	246	552	44.6%	57.8%	60.1%
% of FP17s for the same patient ID Re-attending between 3 & 9 months - Adults	682	1,671	40.8%	56.5%	56.7%
% of FP17s for Band 1 Urgent Courses	131	1,973	6.6%	9.4%	9.1%
% of FP17s Relating to Free Repair or Replacements	11	1,973	0.6%	0.7%	0.7%
% of FP17s Relating to Continuations	10	1,973	0.5%	0.5%	0.6%
% of Patients satisfied with the dentistry they have received	3	3	N/A	94.8%	93.0%
% of Patients satisfied with the time they had to wait for an appointment	2	3	N/A	90.1%	87.5%

* This is based on patients treated on this contract for their most recent course of treatment. Figures in italics indicate the base number of FP17s or Patient Questionnaire responses are less than 100. N/A is shown where the base number of responses is less than 10 during the period. % is calculated as Quantity/Base number*100

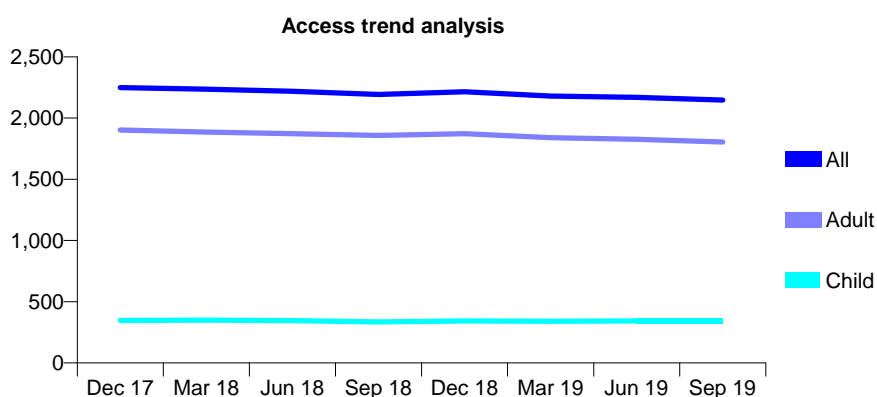
7A6 - Vital Signs At a Glance Contract Report for 234567/0001 - September 2019

Name or company name	MR PA HAWKINS
Contract type name	GDS Contract
Purpose of contract	General
Contract start date	01/04/2006
Contract end date	

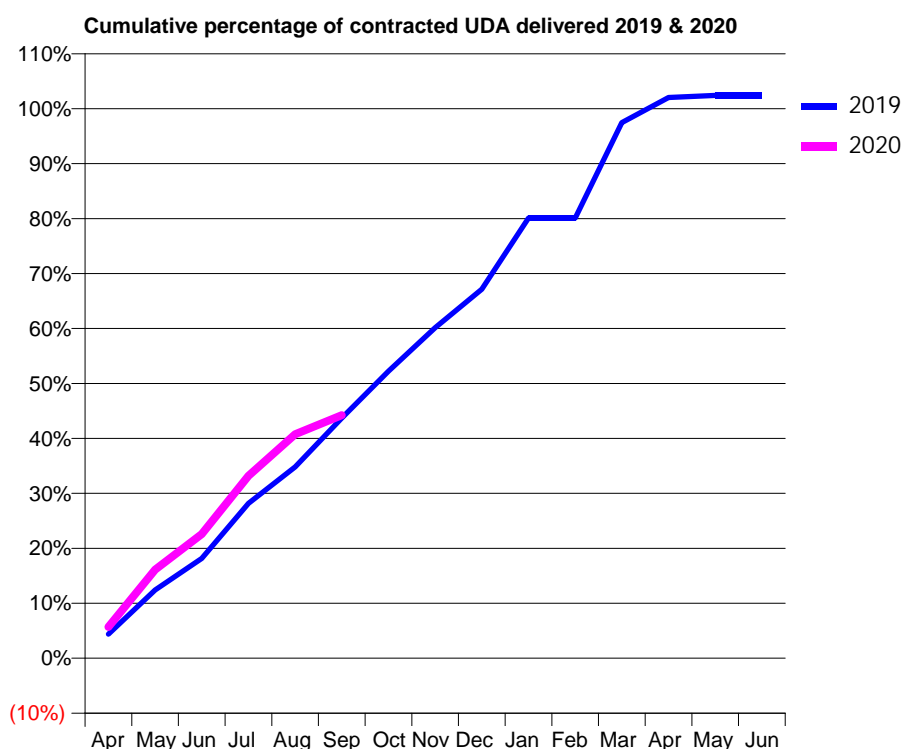
19/20 Contracted general activity (UDA)	5,678
Carry forward general activity (UDA)	-166
19/20 Contracted orthodontic activity (UOA)	0
Carry forward orthodontic activity (UOA)	0
Baseline contract value	£145,792.67

ACCESS*

Patients seen in 24 months	Total	Change since previous quarter
Quarter ending September 2018	2,193	
Quarter ending December 2018	2,215	→
Quarter ending March 2019	2,180	↓
Quarter ending June 2019	2,169	→
Quarter ending September 2019	2,148	→
Variance since September 2018	(2.1%)	↓



ACTIVITY



Adjusted Scheduled Activity (UDA)		
Month	2019	2020
April	249	324
May	707	915
June	1,031	1,283
July	1,600	1,884
August	1,976	2,314
September	2,480	2,512
October	2,966	
November	3,415	
December	3,812	
January	4,548	
February	4,548	
March	5,532	
April	5,793	
May	5,815	
June	5,815	

QUALITY

	Quantity	Base Number	Contract	LHB	Wales
% of FP17s for the same patient ID Re-attending within 3 months - Children	9	212	4.2%	8.8%	10.7%
% of FP17s for the same patient ID Re-attending within 3 months - Adults	207	1,148	18.0%	14.1%	15.4%
% of FP17s for the same patient ID Re-attending between 3 & 9 months - Children	125	212	59.0%	57.8%	60.1%
% of FP17s for the same patient ID Re-attending between 3 & 9 months - Adults	520	1,148	45.3%	56.5%	56.7%
% of FP17s for Band 1 Urgent Courses	148	1,227	12.1%	9.4%	9.1%
% of FP17s Relating to Free Repair or Replacements	8	1,227	0.7%	0.7%	0.7%
% of FP17s Relating to Continuations	8	1,227	0.7%	0.5%	0.6%
% of Patients satisfied with the dentistry they have received	4	4	N/A	94.8%	93.0%
% of Patients satisfied with the time they had to wait for an appointment	4	4	N/A	90.1%	87.5%

* This is based on patients treated on this contract for their most recent course of treatment.

Figures in italics indicate the base number of FP17s or Patient Questionnaire responses are less than 100. N/A is shown where the base number of responses is less than 10 during the period. % is calculated as Quantity/Base number*100

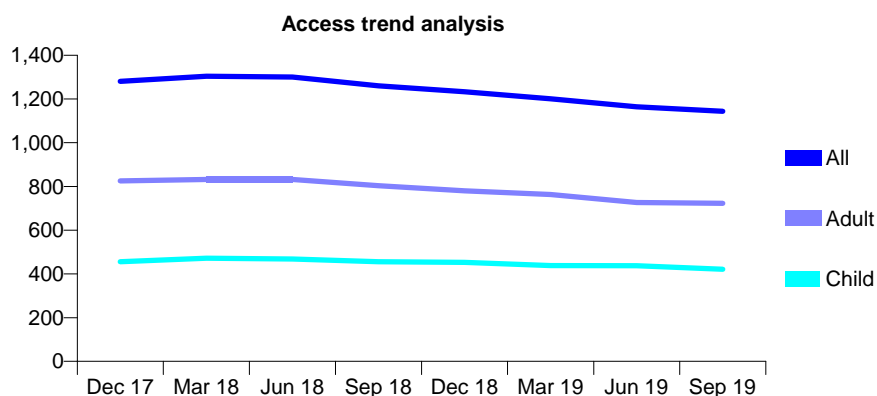
7A6 - Vital Signs At a Glance Contract Report for 245941/0001 - September 2019

Name or company name	MR KR HASTINGS
Contract type name	GDS Contract
Purpose of contract	General
Contract start date	01/04/2006
Contract end date	

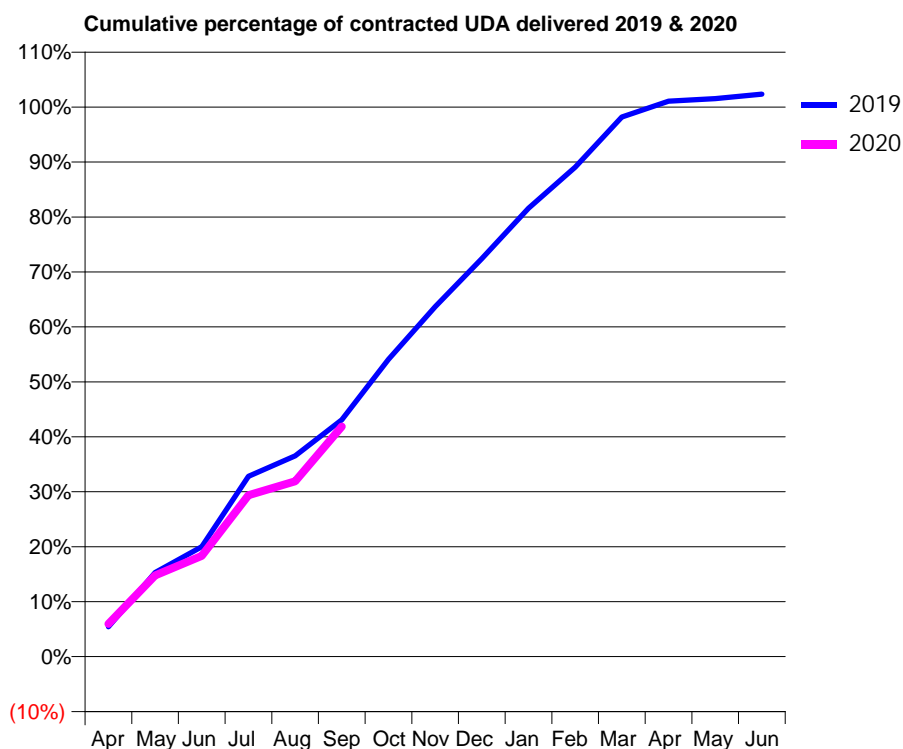
19/20 Contracted general activity (UDA)	3,433
Carry forward general activity (UDA)	-93
19/20 Contracted orthodontic activity (UOA)	0
Carry forward orthodontic activity (UOA)	0
Baseline contract value	£97,677.78

ACCESS*

Patients seen in 24 months	Total	Change since previous quarter
Quarter ending September 2018	1,260	
Quarter ending December 2018	1,233	↓
Quarter ending March 2019	1,201	↓
Quarter ending June 2019	1,164	↓
Quarter ending September 2019	1,144	↓
Variance since September 2018	(9.2%)	↓



ACTIVITY



Month	Adjusted Scheduled Activity (UDA)	
	2019	2020
April	187	205
May	526	508
June	687	629
July	1,126	1,009
August	1,255	1,095
September	1,479	1,437
October	1,857	
November	2,186	
December	2,487	
January	2,801	
February	3,058	
March	3,371	
April	3,469	
May	3,485	
June	3,513	

QUALITY

	Quantity	Base Number	Contract	LHB	Wales
% of FP17s for the same patient ID Re-attending within 3 months - Children	18	210	8.6%	8.8%	10.7%
% of FP17s for the same patient ID Re-attending within 3 months - Adults	91	383	23.8%	14.1%	15.4%
% of FP17s for the same patient ID Re-attending between 3 & 9 months - Children	94	210	44.8%	57.8%	60.1%
% of FP17s for the same patient ID Re-attending between 3 & 9 months - Adults	110	383	28.7%	56.5%	56.7%
% of FP17s for Band 1 Urgent Courses	116	538	21.6%	9.4%	9.1%
% of FP17s Relating to Free Repair or Replacements	0	538	0.0%	0.7%	0.7%
% of FP17s Relating to Continuations	2	538	0.4%	0.5%	0.6%
% of Patients satisfied with the dentistry they have received	2	2	N/A	94.8%	93.0%
% of Patients satisfied with the time they had to wait for an appointment	2	2	N/A	90.1%	87.5%

* This is based on patients treated on this contract for their most recent course of treatment. Figures in italics indicate the base number of FP17s or Patient Questionnaire responses are less than 100. N/A is shown where the base number of responses is less than 10 during the period. % is calculated as Quantity/Base number*100

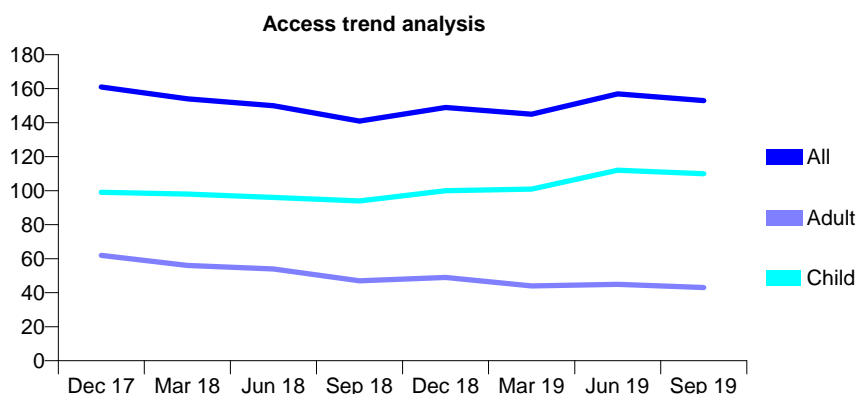
7A6 - Vital Signs At a Glance Contract Report for 254088/0001 - September 2019

Name or company name	MR SG LODGE
Contract type name	GDS Contract
Purpose of contract	General
Contract start date	01/04/2006
Contract end date	

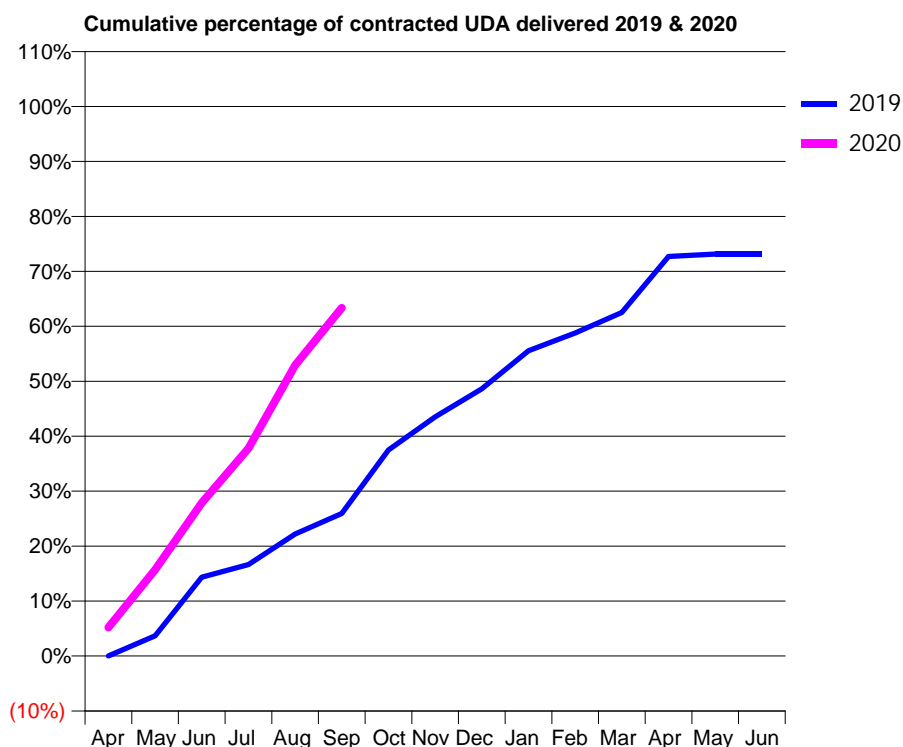
19/20 Contracted general activity (UDA)	173
Carry forward general activity (UDA)	0
19/20 Contracted orthodontic activity (UOA)	0
Carry forward orthodontic activity (UOA)	0
Baseline contract value	£4,098.91

ACCESS*

Patients seen in 24 months	Total	Change since previous quarter
Quarter ending September 2018	141	
Quarter ending December 2018	149	↑
Quarter ending March 2019	145	↓
Quarter ending June 2019	157	↑
Quarter ending September 2019	153	↓
Variance since September 2018	8.5%	↑



ACTIVITY



Month	Adjusted Scheduled Activity (UDA)	
	2019	2020
April	0	9
May	8	27
June	31	48
July	36	65
August	48	92
September	56	110
October	81	
November	94	
December	105	
January	120	
February	127	
March	135	
April	157	
May	158	
June	158	

QUALITY

	Quantity	Base Number	Contract	LHB	Wales
% of FP17s for the same patient ID Re-attending within 3 months - Children	2	79	2.5%	8.8%	10.7%
% of FP17s for the same patient ID Re-attending within 3 months - Adults	2	33	6.1%	14.1%	15.4%
% of FP17s for the same patient ID Re-attending between 3 & 9 months - Children	24	79	30.4%	57.8%	60.1%
% of FP17s for the same patient ID Re-attending between 3 & 9 months - Adults	20	33	60.6%	56.5%	56.7%
% of FP17s for Band 1 Urgent Courses	3	89	3.4%	9.4%	9.1%
% of FP17s Relating to Free Repair or Replacements	0	89	0.0%	0.7%	0.7%
% of FP17s Relating to Continuations	0	89	0.0%	0.5%	0.6%
% of Patients satisfied with the dentistry they have received	0	0	N/A	94.8%	93.0%
% of Patients satisfied with the time they had to wait for an appointment	0	0	N/A	90.1%	87.5%

* This is based on patients treated on this contract for their most recent course of treatment. Figures in italics indicate the base number of FP17s or Patient Questionnaire responses are less than 100. N/A is shown where the base number of responses is less than 10 during the period. % is calculated as Quantity/Base number*100

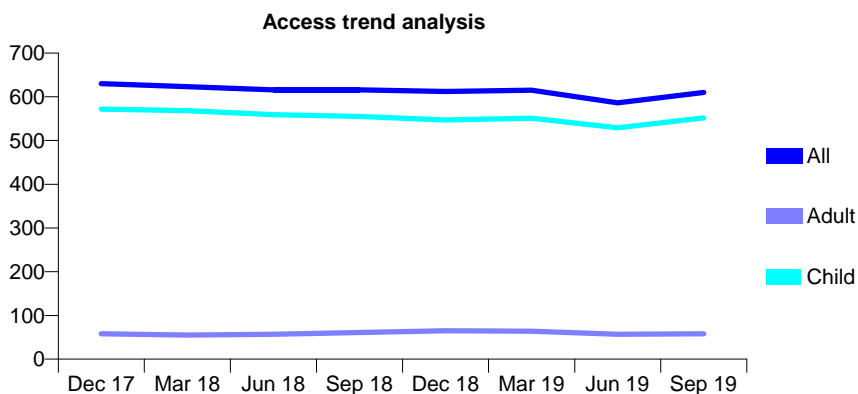
7A6 - Vital Signs At a Glance Contract Report for 264555/0001 - September 2019

Name or company name	MR BA BRUNSWICK
Contract type name	GDS Contract
Purpose of contract	General
Contract start date	01/09/2008
Contract end date	

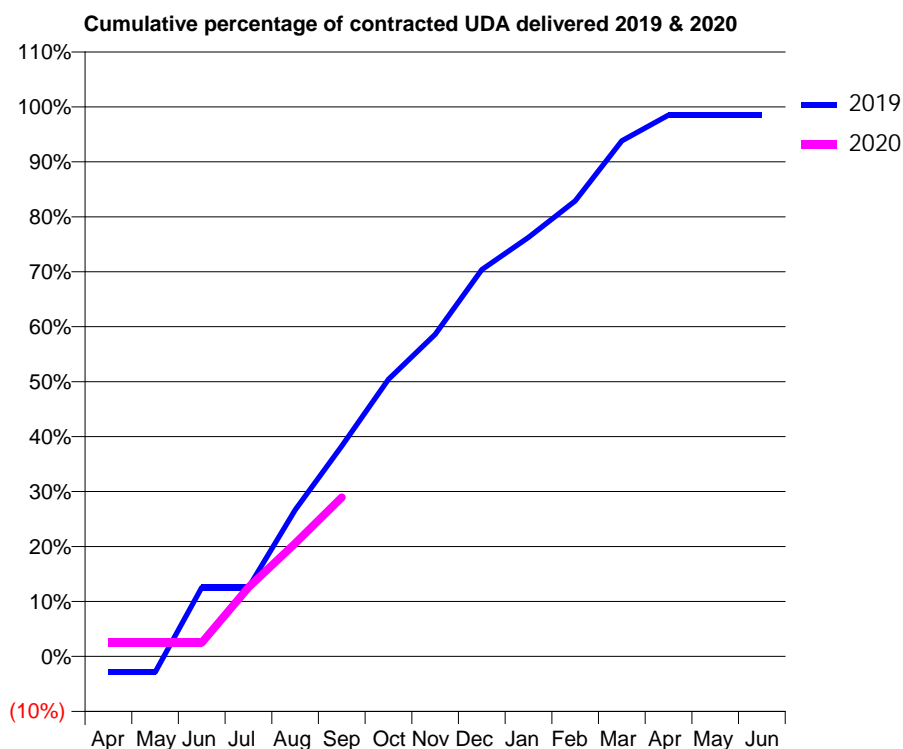
19/20 Contracted general activity (UDA)	1,041
Carry forward general activity (UDA)	3
19/20 Contracted orthodontic activity (UOA)	0
Carry forward orthodontic activity (UOA)	0
Baseline contract value	£27,559.22

ACCESS*

Patients seen in 24 months	Total	Change since previous quarter
Quarter ending September 2018	616	
Quarter ending December 2018	612	→
Quarter ending March 2019	615	→
Quarter ending June 2019	586	↓
Quarter ending September 2019	610	↑
Variance since September 2018	(1.0%)	→



ACTIVITY



Month	2019	2020
April	-30	26
May	-30	26
June	130	26
July	130	131
August	277	214
September	398	301
October	525	
November	610	
December	733	
January	794	
February	863	
March	976	
April	1,025	
May	1,025	
June	1,025	

QUALITY

	Quantity	Base Number	Contract	LHB	Wales
% of FP17s for the same patient ID Re-attending within 3 months - Children	11	370	3.0%	8.8%	10.7%
% of FP17s for the same patient ID Re-attending within 3 months - Adults	0	18	0.0%	14.1%	15.4%
% of FP17s for the same patient ID Re-attending between 3 & 9 months - Children	245	370	66.2%	57.8%	60.1%
% of FP17s for the same patient ID Re-attending between 3 & 9 months - Adults	14	18	77.8%	56.5%	56.7%
% of FP17s for Band 1 Urgent Courses	5	347	1.4%	9.4%	9.1%
% of FP17s Relating to Free Repair or Replacements	0	347	0.0%	0.7%	0.7%
% of FP17s Relating to Continuations	2	347	0.6%	0.5%	0.6%
% of Patients satisfied with the dentistry they have received	1	1	N/A	94.8%	93.0%
% of Patients satisfied with the time they had to wait for an appointment	1	1	N/A	90.1%	87.5%

* This is based on patients treated on this contract for their most recent course of treatment. Figures in italics indicate the base number of FP17s or Patient Questionnaire responses are less than 100. N/A is shown where the base number of responses is less than 10 during the period. % is calculated as Quantity/Base number*100

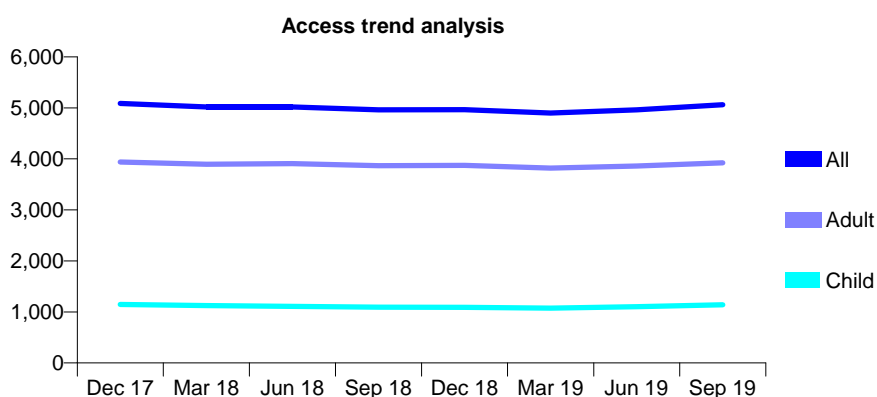
7A6 - Vital Signs At a Glance Contract Report for 269727/0002 - September 2019

Name or company name	Newport Dental Care Partnership
Contract type name	Pilot Contract
Purpose of contract	General
Contract start date	01/08/2011
Contract end date	

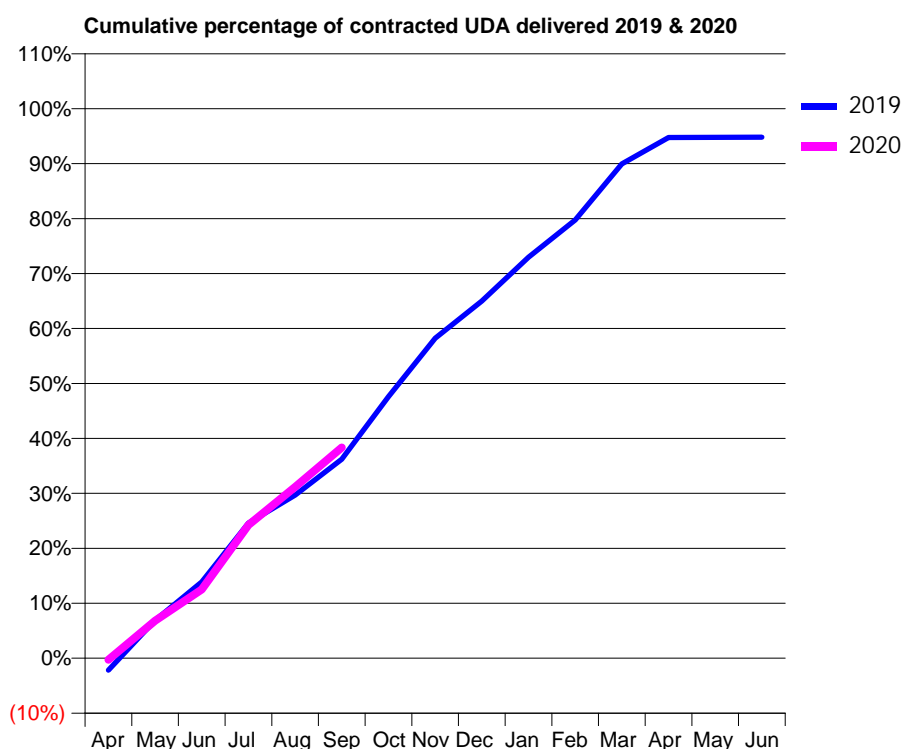
19/20 Contracted general activity (UDA)	15,611
Carry forward general activity (UDA)	819
19/20 Contracted orthodontic activity (UOA)	0
Carry forward orthodontic activity (UOA)	0
Baseline contract value	£445,762.79

ACCESS*

Patients seen in 24 months	Total	Change since previous quarter
Quarter ending September 2018	4,961	
Quarter ending December 2018	4,963	→
Quarter ending March 2019	4,899	↓
Quarter ending June 2019	4,962	→
Quarter ending September 2019	5,064	↑
Variance since September 2018	2.1%	↑



ACTIVITY



Month	2019	2020
April	-312	-47
May	982	1,066
June	1,970	1,951
July	3,485	3,787
August	4,208	4,867
September	5,134	5,985
October	6,747	
November	8,251	
December	9,209	
January	10,337	
February	11,302	
March	12,745	
April	13,428	
May	13,431	
June	13,434	

QUALITY

	Quantity	Base Number	Contract	LHB	Wales
% of FP17s for the same patient ID Re-attending within 3 months - Children	54	806	6.7%	8.8%	10.7%
% of FP17s for the same patient ID Re-attending within 3 months - Adults	325	2,520	12.9%	14.1%	15.4%
% of FP17s for the same patient ID Re-attending between 3 & 9 months - Children	389	806	48.3%	57.8%	60.1%
% of FP17s for the same patient ID Re-attending between 3 & 9 months - Adults	1,206	2,520	47.9%	56.5%	56.7%
% of FP17s for Band 1 Urgent Courses	270	3,091	8.7%	9.4%	9.1%
% of FP17s Relating to Free Repair or Replacements	31	3,091	1.0%	0.7%	0.7%
% of FP17s Relating to Continuations	42	3,091	1.4%	0.5%	0.6%
% of Patients satisfied with the dentistry they have received	8	9	N/A	94.8%	93.0%
% of Patients satisfied with the time they had to wait for an appointment	8	9	N/A	90.1%	87.5%

* This is based on patients treated on this contract for their most recent course of treatment.

Figures in italics indicate the base number of FP17s or Patient Questionnaire responses are less than 100. N/A is shown where the base number of responses is less than 10 during the period. % is calculated as Quantity/Base number*100

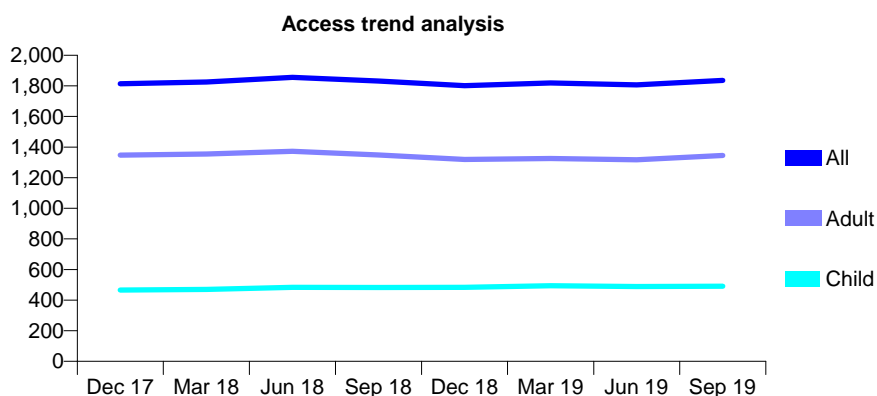
7A6 - Vital Signs At a Glance Contract Report for 297437/0001 - September 2019

Name or company name	MR TD WYSOME
Contract type name	Pilot Contract
Purpose of contract	General
Contract start date	01/04/2012
Contract end date	

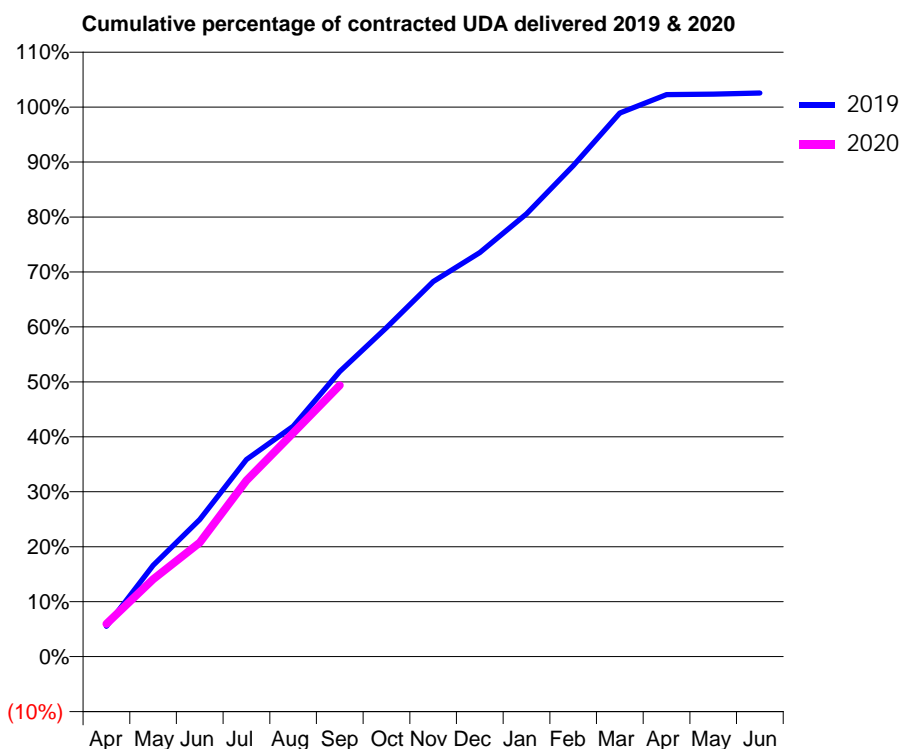
19/20 Contracted general activity (UDA)	6,120
Carry forward general activity (UDA)	-173
19/20 Contracted orthodontic activity (UOA)	0
Carry forward orthodontic activity (UOA)	0
Baseline contract value	£251,606.44

ACCESS*

Patients seen in 24 months	Total	Change since previous quarter
Quarter ending September 2018	1,831	
Quarter ending December 2018	1,802	↓
Quarter ending March 2019	1,819	→
Quarter ending June 2019	1,806	→
Quarter ending September 2019	1,836	→
Variance since September 2018	0.3%	→



ACTIVITY



Month	Adjusted Scheduled Activity (UDA)	
	2019	2020
April	337	365
May	1,016	862
June	1,526	1,271
July	2,196	1,961
August	2,565	2,491
September	3,174	3,022
October	3,662	
November	4,177	
December	4,499	
January	4,931	
February	5,468	
March	6,055	
April	6,259	
May	6,263	
June	6,276	

QUALITY

	Quantity	Base Number	Contract	LHB	Wales
% of FP17s for the same patient ID Re-attending within 3 months - Children	16	342	4.7%	8.8%	10.7%
% of FP17s for the same patient ID Re-attending within 3 months - Adults	106	820	12.9%	14.1%	15.4%
% of FP17s for the same patient ID Re-attending between 3 & 9 months - Children	161	342	47.1%	57.8%	60.1%
% of FP17s for the same patient ID Re-attending between 3 & 9 months - Adults	336	820	41.0%	56.5%	56.7%
% of FP17s for Band 1 Urgent Courses	68	1,098	6.2%	9.4%	9.1%
% of FP17s Relating to Free Repair or Replacements	1	1,098	0.1%	0.7%	0.7%
% of FP17s Relating to Continuations	3	1,098	0.3%	0.5%	0.6%
% of Patients satisfied with the dentistry they have received	0	0	N/A	94.8%	93.0%
% of Patients satisfied with the time they had to wait for an appointment	0	0	N/A	90.1%	87.5%

* This is based on patients treated on this contract for their most recent course of treatment. Figures in italics indicate the base number of FP17s or Patient Questionnaire responses are less than 100. N/A is shown where the base number of responses is less than 10 during the period. % is calculated as Quantity/Base number*100

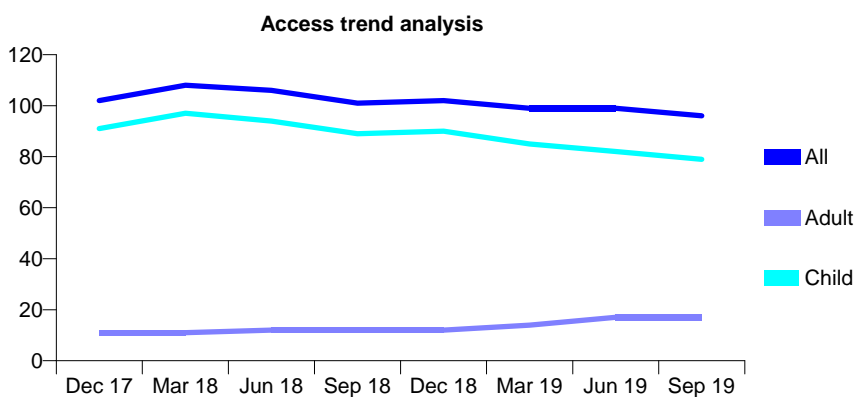
7A6 - Vital Signs At a Glance Contract Report for 302627/0002 - September 2019

Name or company name	MR RD ISAAC
Contract type name	GDS Contract
Purpose of contract	General
Contract start date	08/09/2013
Contract end date	

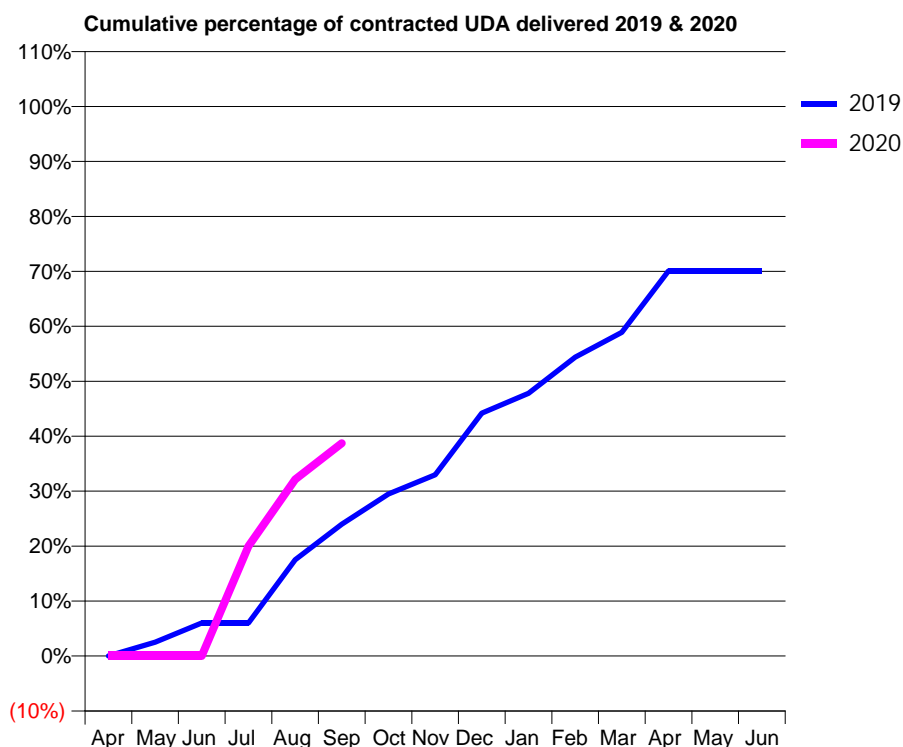
19/20 Contracted general activity (UDA)	140
Carry forward general activity (UDA)	0
19/20 Contracted orthodontic activity (UOA)	0
Carry forward orthodontic activity (UOA)	0
Baseline contract value	£3,127.34

ACCESS*

Patients seen in 24 months	Total	Change since previous quarter
Quarter ending September 2018	101	
Quarter ending December 2018	102	→
Quarter ending March 2019	99	↓
Quarter ending June 2019	99	→
Quarter ending September 2019	96	↓
Variance since September 2018	(5.0%)	↓



ACTIVITY



Month	Adjusted Scheduled Activity (UDA)	
	2019	2020
April	0	0
May	5	0
June	12	0
July	12	28
August	35	45
September	48	54
October	59	
November	66	
December	88	
January	96	
February	109	
March	118	
April	140	
May	140	
June	140	

QUALITY

	Quantity	Base Number	Contract	LHB	Wales
% of FP17s for the same patient ID Re-attending within 3 months - Children	1	59	1.7%	8.8%	10.7%
% of FP17s for the same patient ID Re-attending within 3 months - Adults	0	6	0.0%	14.1%	15.4%
% of FP17s for the same patient ID Re-attending between 3 & 9 months - Children	34	59	57.6%	57.8%	60.1%
% of FP17s for the same patient ID Re-attending between 3 & 9 months - Adults	2	6	33.3%	56.5%	56.7%
% of FP17s for Band 1 Urgent Courses	1	49	2.0%	9.4%	9.1%
% of FP17s Relating to Free Repair or Replacements	0	49	0.0%	0.7%	0.7%
% of FP17s Relating to Continuations	0	49	0.0%	0.5%	0.6%
% of Patients satisfied with the dentistry they have received	0	0	N/A	94.8%	93.0%
% of Patients satisfied with the time they had to wait for an appointment	0	0	N/A	90.1%	87.5%

* This is based on patients treated on this contract for their most recent course of treatment. Figures in italics indicate the base number of FP17s or Patient Questionnaire responses are less than 100. N/A is shown where the base number of responses is less than 10 during the period. % is calculated as Quantity/Base number*100

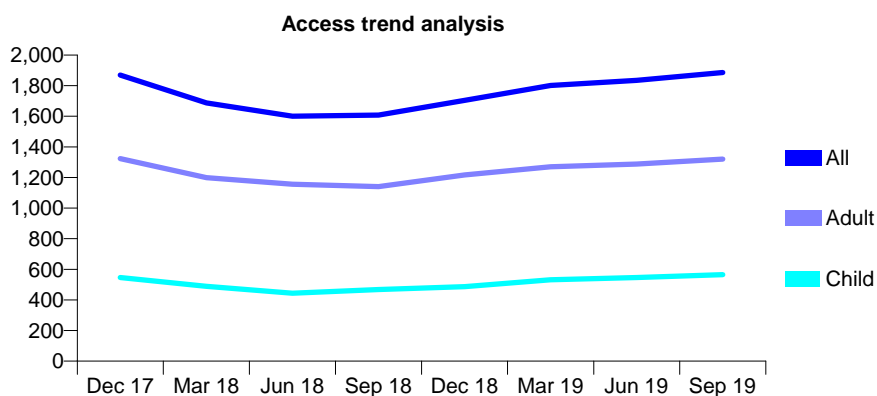
7A6 - Vital Signs At a Glance Contract Report for 309966/0002 - September 2019

Name or company name	MR SJ PARRY
Contract type name	Pilot Contract
Purpose of contract	General
Contract start date	06/07/2015
Contract end date	

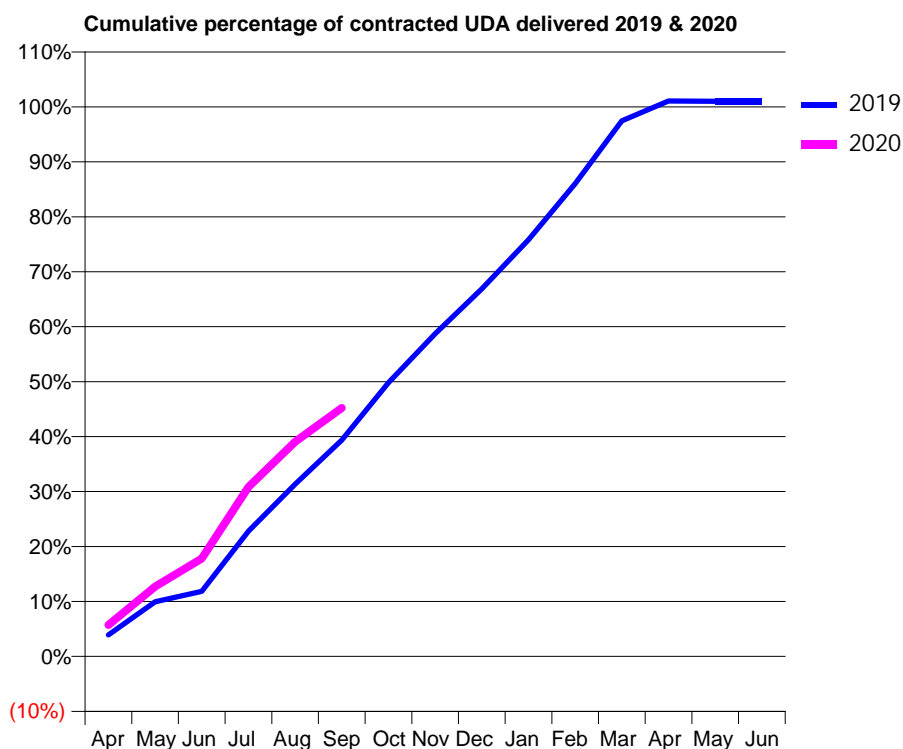
19/20 Contracted general activity (UDA)	5,850
Carry forward general activity (UDA)	-80
19/20 Contracted orthodontic activity (UOA)	0
Carry forward orthodontic activity (UOA)	0
Baseline contract value	£248,757.21

ACCESS*

Patients seen in 24 months	Total	Change since previous quarter
Quarter ending September 2018	1,608	
Quarter ending December 2018	1,704	↑
Quarter ending March 2019	1,802	↑
Quarter ending June 2019	1,835	→
Quarter ending September 2019	1,886	↑
Variance since September 2018	17.3%	↑



ACTIVITY



Month	2019	2020
April	230	334
May	583	744
June	693	1,043
July	1,333	1,803
August	1,835	2,286
September	2,303	2,645
October	2,914	
November	3,434	
December	3,911	
January	4,436	
February	5,033	
March	5,702	
April	5,912	
May	5,909	
June	5,909	

QUALITY

	Quantity	Base Number	Contract	LHB	Wales
% of FP17s for the same patient ID Re-attending within 3 months - Children	54	423	12.8%	8.8%	10.7%
% of FP17s for the same patient ID Re-attending within 3 months - Adults	208	981	21.2%	14.1%	15.4%
% of FP17s for the same patient ID Re-attending between 3 & 9 months - Children	206	423	48.7%	57.8%	60.1%
% of FP17s for the same patient ID Re-attending between 3 & 9 months - Adults	487	981	49.6%	56.5%	56.7%
% of FP17s for Band 1 Urgent Courses	121	1,284	9.4%	9.4%	9.1%
% of FP17s Relating to Free Repair or Replacements	9	1,284	0.7%	0.7%	0.7%
% of FP17s Relating to Continuations	0	1,284	0.0%	0.5%	0.6%
% of Patients satisfied with the dentistry they have received	2	2	N/A	94.8%	93.0%
% of Patients satisfied with the time they had to wait for an appointment	2	2	N/A	90.1%	87.5%

* This is based on patients treated on this contract for their most recent course of treatment. Figures in italics indicate the base number of FP17s or Patient Questionnaire responses are less than 100. N/A is shown where the base number of responses is less than 10 during the period. % is calculated as Quantity/Base number*100

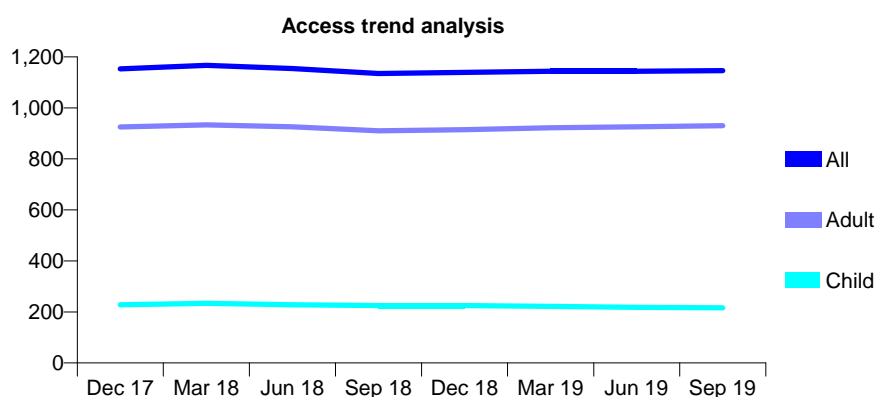
7A6 - Vital Signs At a Glance Contract Report for 326429/0003 - September 2019

Name or company name	MR AJ MATTHEWS
Contract type name	GDS Contract
Purpose of contract	General
Contract start date	01/04/2006
Contract end date	

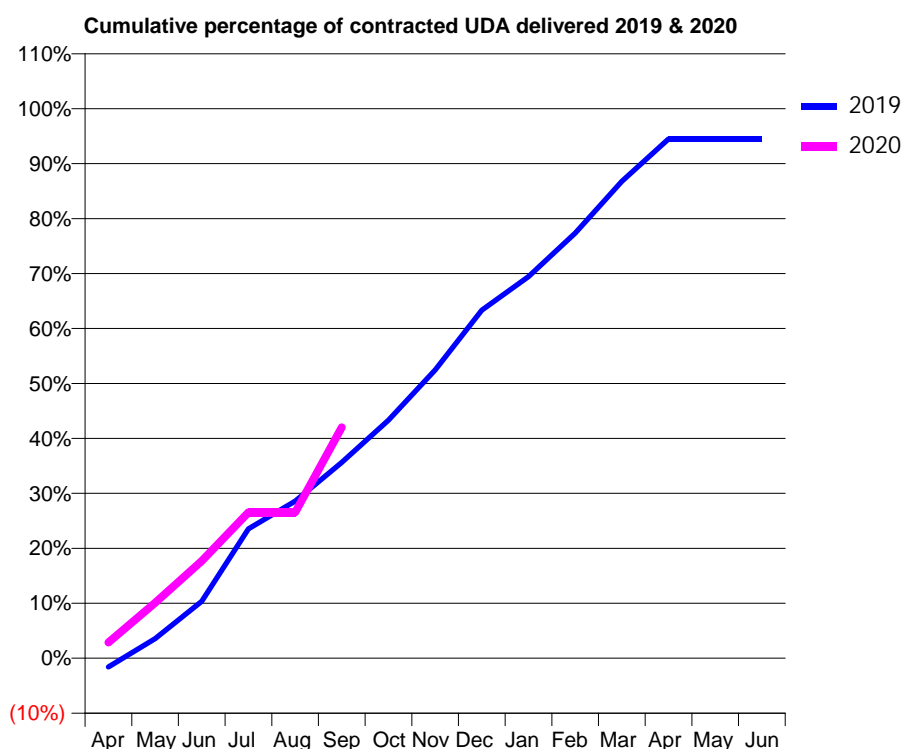
19/20 Contracted general activity (UDA)	4,200
Carry forward general activity (UDA)	77
19/20 Contracted orthodontic activity (UOA)	0
Carry forward orthodontic activity (UOA)	0
Baseline contract value	£106,877.44

ACCESS*

Patients seen in 24 months	Total	Change since previous quarter
Quarter ending September 2018	1,135	
Quarter ending December 2018	1,139	→
Quarter ending March 2019	1,144	→
Quarter ending June 2019	1,144	→
Quarter ending September 2019	1,146	→
Variance since September 2018	1.0%	→



ACTIVITY



Month	2019	2020
April	-68	120
May	150	423
June	435	744
July	989	1,114
August	1,201	1,114
September	1,497	1,764
October	1,819	
November	2,204	
December	2,660	
January	2,916	
February	3,249	
March	3,644	
April	3,968	
May	3,968	
June	3,968	

QUALITY

	Quantity	Base Number	Contract	LHB	Wales
% of FP17s for the same patient ID Re-attending within 3 months - Children	10	164	6.1%	8.8%	10.7%
% of FP17s for the same patient ID Re-attending within 3 months - Adults	157	767	20.5%	14.1%	15.4%
% of FP17s for the same patient ID Re-attending between 3 & 9 months - Children	101	164	61.6%	57.8%	60.1%
% of FP17s for the same patient ID Re-attending between 3 & 9 months - Adults	371	767	48.4%	56.5%	56.7%
% of FP17s for Band 1 Urgent Courses	142	829	17.1%	9.4%	9.1%
% of FP17s Relating to Free Repair or Replacements	9	829	1.1%	0.7%	0.7%
% of FP17s Relating to Continuations	12	829	1.4%	0.5%	0.6%
% of Patients satisfied with the dentistry they have received	1	1	N/A	94.8%	93.0%
% of Patients satisfied with the time they had to wait for an appointment	1	1	N/A	90.1%	87.5%

* This is based on patients treated on this contract for their most recent course of treatment.

Figures in italics indicate the base number of FP17s or Patient Questionnaire responses are less than 100. N/A is shown where the base number of responses is less than 10 during the period. % is calculated as Quantity/Base number*100

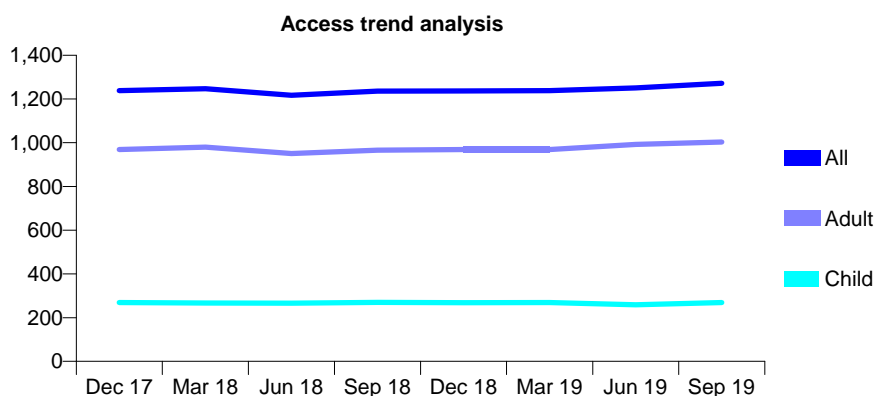
7A6 - Vital Signs At a Glance Contract Report for 327190/0001 - September 2019

Name or company name	MR AV JONES
Contract type name	GDS Contract
Purpose of contract	General
Contract start date	01/04/2006
Contract end date	

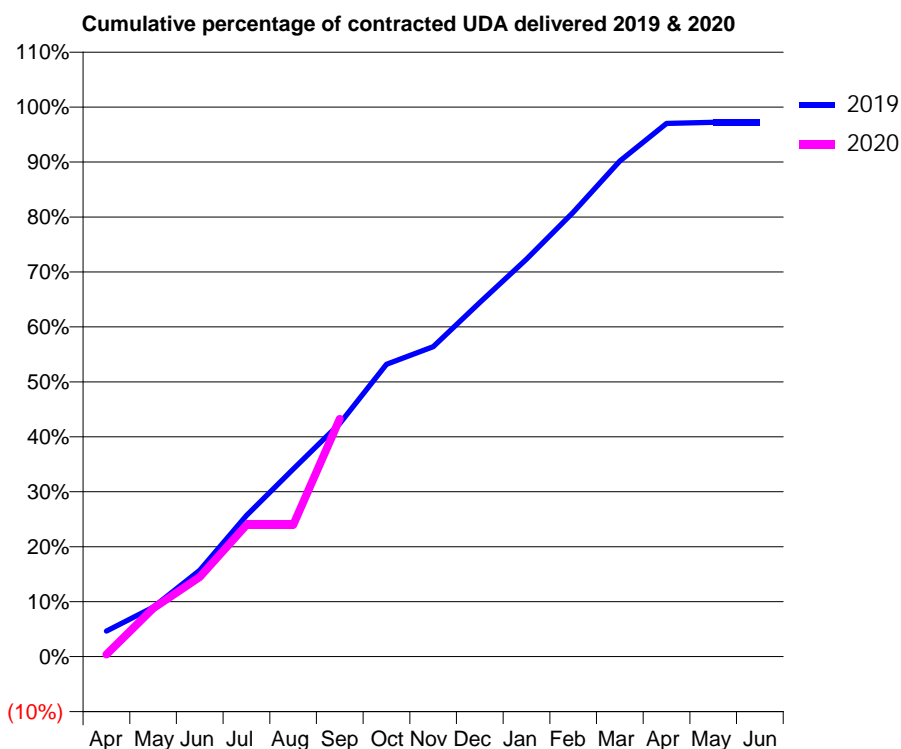
19/20 Contracted general activity (UDA)	4,848
Carry forward general activity (UDA)	114
19/20 Contracted orthodontic activity (UOA)	0
Carry forward orthodontic activity (UOA)	0
Baseline contract value	£123,606.50

ACCESS*

Patients seen in 24 months	Total	Change since previous quarter
Quarter ending September 2018	1,236	
Quarter ending December 2018	1,237	→
Quarter ending March 2019	1,238	→
Quarter ending June 2019	1,251	→
Quarter ending September 2019	1,272	→
Variance since September 2018	2.9%	↑



ACTIVITY



Month	Adjusted Scheduled Activity (UDA)	
	2019	2020
April	225	20
May	436	426
June	762	703
July	1,244	1,162
August	1,654	1,162
September	2,057	2,097
October	2,578	
November	2,734	
December	3,125	
January	3,507	
February	3,921	
March	4,372	
April	4,704	
May	4,714	
June	4,714	

QUALITY

	Quantity	Base Number	Contract	LHB	Wales
% of FP17s for the same patient ID Re-attending within 3 months - Children	16	227	7.0%	8.8%	10.7%
% of FP17s for the same patient ID Re-attending within 3 months - Adults	103	903	11.4%	14.1%	15.4%
% of FP17s for the same patient ID Re-attending between 3 & 9 months - Children	141	227	62.1%	57.8%	60.1%
% of FP17s for the same patient ID Re-attending between 3 & 9 months - Adults	528	903	58.5%	56.5%	56.7%
% of FP17s for Band 1 Urgent Courses	122	1,002	12.2%	9.4%	9.1%
% of FP17s Relating to Free Repair or Replacements	0	1,002	0.0%	0.7%	0.7%
% of FP17s Relating to Continuations	2	1,002	0.2%	0.5%	0.6%
% of Patients satisfied with the dentistry they have received	15	15	100.0%	94.8%	93.0%
% of Patients satisfied with the time they had to wait for an appointment	15	15	100.0%	90.1%	87.5%

* This is based on patients treated on this contract for their most recent course of treatment. Figures in italics indicate the base number of FP17s or Patient Questionnaire responses are less than 100. N/A is shown where the base number of responses is less than 10 during the period. % is calculated as Quantity/Base number*100

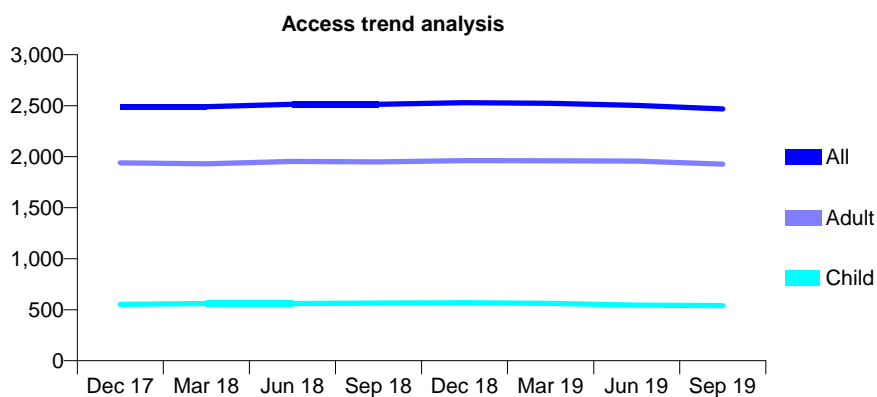
7A6 - Vital Signs At a Glance Contract Report for 332151/0001 - September 2019

Name or company name	MISS LA GRIFFITHS
Contract type name	GDS Contract
Purpose of contract	General
Contract start date	01/04/2006
Contract end date	

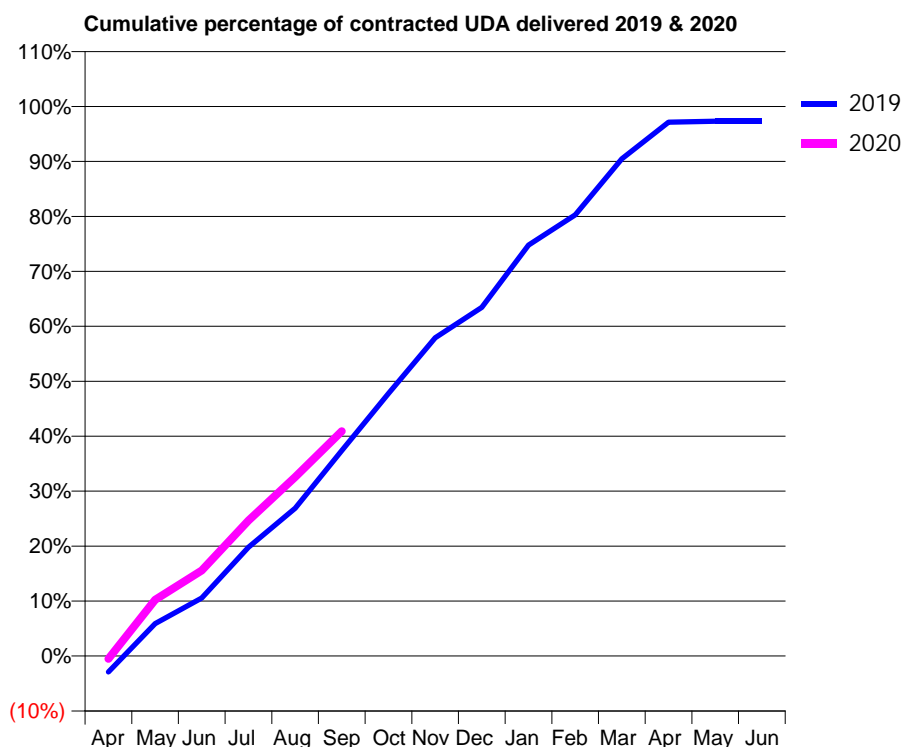
19/20 Contracted general activity (UDA)	5,896
Carry forward general activity (UDA)	137
19/20 Contracted orthodontic activity (UOA)	0
Carry forward orthodontic activity (UOA)	0
Baseline contract value	£149,854.73

ACCESS*

Patients seen in 24 months	Total	Change since previous quarter
Quarter ending September 2018	2,513	
Quarter ending December 2018	2,530	→
Quarter ending March 2019	2,523	→
Quarter ending June 2019	2,502	→
Quarter ending September 2019	2,468	↓
Variance since September 2018	(1.8%)	↓



ACTIVITY



Month	Adjusted Scheduled Activity (UDA)	
	2019	2020
April	-172	-31
May	348	603
June	623	918
July	1,167	1,454
August	1,586	1,921
September	2,204	2,412
October	2,817	
November	3,415	
December	3,741	
January	4,409	
February	4,733	
March	5,335	
April	5,726	
May	5,738	
June	5,738	

QUALITY

	Quantity	Base Number	Contract	LHB	Wales
% of FP17s for the same patient ID Re-attending within 3 months - Children	22	397	5.5%	8.8%	10.7%
% of FP17s for the same patient ID Re-attending within 3 months - Adults	172	1,365	12.6%	14.1%	15.4%
% of FP17s for the same patient ID Re-attending between 3 & 9 months - Children	240	397	60.5%	57.8%	60.1%
% of FP17s for the same patient ID Re-attending between 3 & 9 months - Adults	690	1,365	50.5%	56.5%	56.7%
% of FP17s for Band 1 Urgent Courses	135	1,529	8.8%	9.4%	9.1%
% of FP17s Relating to Free Repair or Replacements	8	1,529	0.5%	0.7%	0.7%
% of FP17s Relating to Continuations	3	1,529	0.2%	0.5%	0.6%
% of Patients satisfied with the dentistry they have received	6	6	N/A	94.8%	93.0%
% of Patients satisfied with the time they had to wait for an appointment	6	6	N/A	90.1%	87.5%

* This is based on patients treated on this contract for their most recent course of treatment. Figures in italics indicate the base number of FP17s or Patient Questionnaire responses are less than 100. N/A is shown where the base number of responses is less than 10 during the period. % is calculated as Quantity/Base number*100

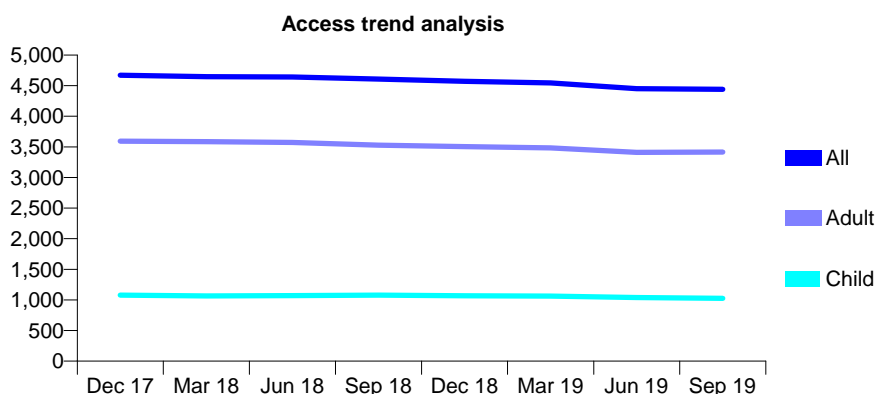
7A6 - Vital Signs At a Glance Contract Report for 349593/0001 - September 2019

Name or company name	MR DJ SRIVASTAVA
Contract type name	GDS Contract
Purpose of contract	General
Contract start date	01/10/2015
Contract end date	

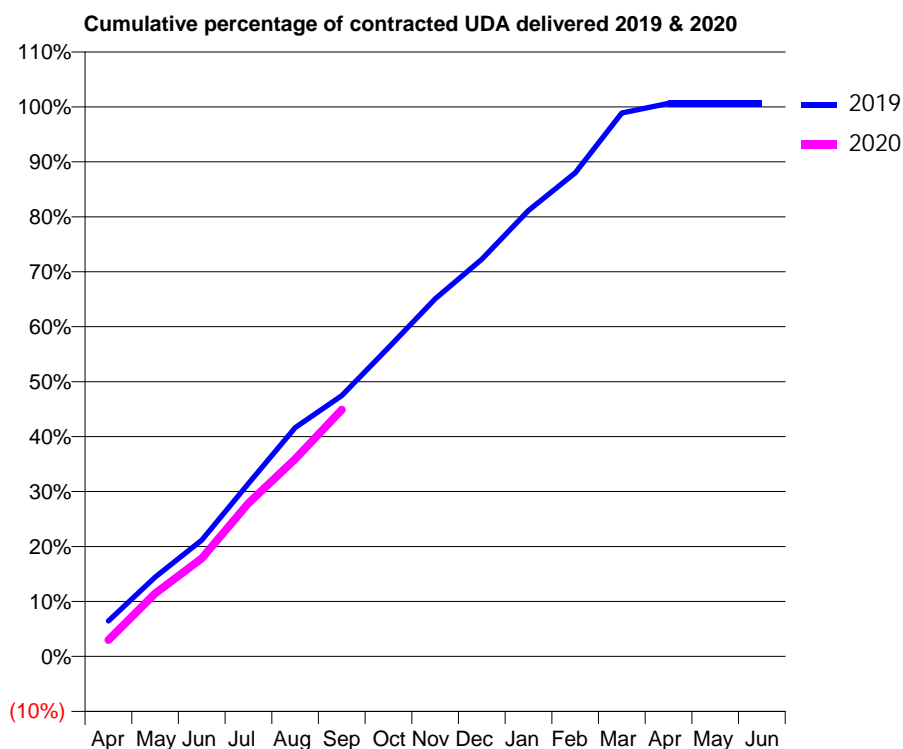
19/20 Contracted general activity (UDA)	13,141
Carry forward general activity (UDA)	-123
19/20 Contracted orthodontic activity (UOA)	0
Carry forward orthodontic activity (UOA)	0
Baseline contract value	£370,232.01

ACCESS*

Patients seen in 24 months	Total	Change since previous quarter
Quarter ending September 2018	4,608	
Quarter ending December 2018	4,572	→
Quarter ending March 2019	4,546	→
Quarter ending June 2019	4,451	↓
Quarter ending September 2019	4,442	→
Variance since September 2018	(3.6%)	↓



ACTIVITY



Month	Adjusted Scheduled Activity (UDA)	
	2019	2020
April	850	395
May	1,897	1,508
June	2,782	2,344
July	4,134	3,665
August	5,472	4,723
September	6,237	5,899
October	7,383	
November	8,552	
December	9,498	
January	10,667	
February	11,563	
March	12,993	
April	13,222	
May	13,224	
June	13,224	

QUALITY

	Quantity	Base Number	Contract	LHB	Wales
% of FP17s for the same patient ID Re-attending within 3 months - Children	34	744	4.6%	8.8%	10.7%
% of FP17s for the same patient ID Re-attending within 3 months - Adults	155	2,137	7.3%	14.1%	15.4%
% of FP17s for the same patient ID Re-attending between 3 & 9 months - Children	451	744	60.6%	57.8%	60.1%
% of FP17s for the same patient ID Re-attending between 3 & 9 months - Adults	1,238	2,137	57.9%	56.5%	56.7%
% of FP17s for Band 1 Urgent Courses	73	2,771	2.6%	9.4%	9.1%
% of FP17s Relating to Free Repair or Replacements	33	2,771	1.2%	0.7%	0.7%
% of FP17s Relating to Continuations	11	2,771	0.4%	0.5%	0.6%
% of Patients satisfied with the dentistry they have received	4	4	N/A	94.8%	93.0%
% of Patients satisfied with the time they had to wait for an appointment	4	4	N/A	90.1%	87.5%

* This is based on patients treated on this contract for their most recent course of treatment. Figures in italics indicate the base number of FP17s or Patient Questionnaire responses are less than 100. N/A is shown where the base number of responses is less than 10 during the period. % is calculated as Quantity/Base number*100

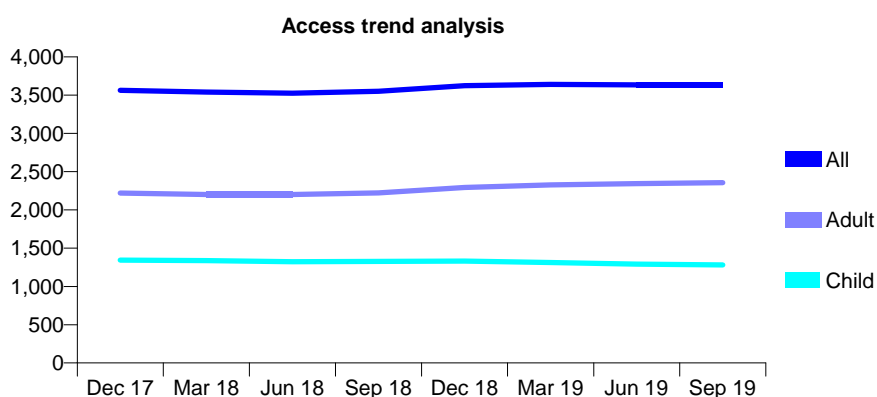
7A6 - Vital Signs At a Glance Contract Report for 577650/0001 - September 2019

Name or company name	MISS SD WILKINS
Contract type name	GDS Contract
Purpose of contract	General
Contract start date	01/04/2006
Contract end date	

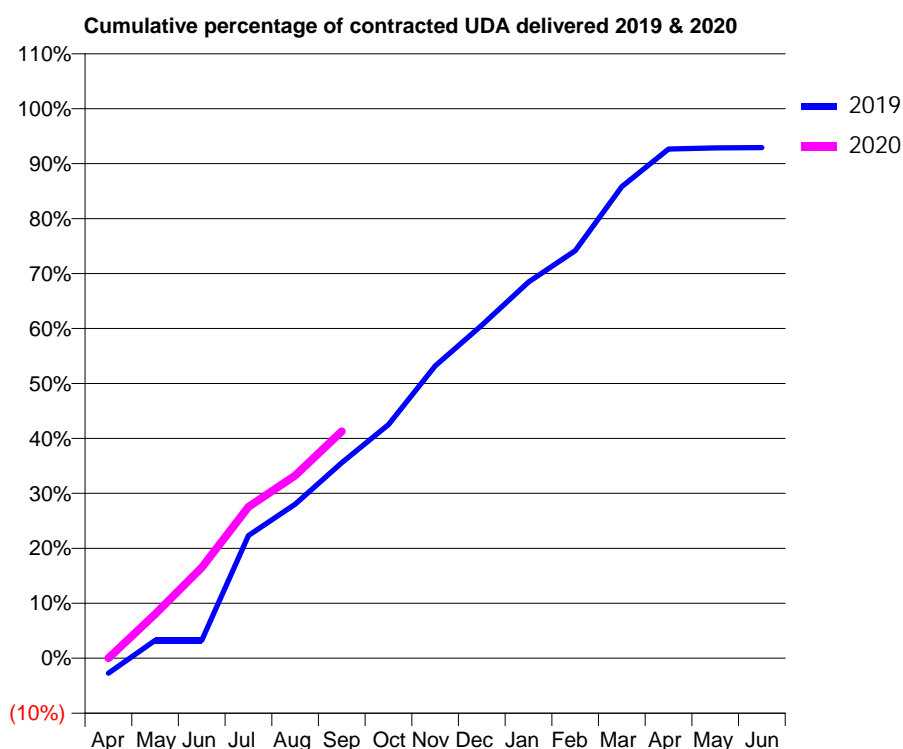
19/20 Contracted general activity (UDA)	12,893
Carry forward general activity (UDA)	0
19/20 Contracted orthodontic activity (UOA)	0
Carry forward orthodontic activity (UOA)	0
Baseline contract value	£335,304.90

ACCESS*

Patients seen in 24 months	Total	Change since previous quarter
Quarter ending September 2018	3,550	
Quarter ending December 2018	3,623	↑
Quarter ending March 2019	3,640	→
Quarter ending June 2019	3,634	→
Quarter ending September 2019	3,635	→
Variance since September 2018	2.4%	↑



ACTIVITY



Month	2019	2020
April	-369	0
May	440	1,035
June	440	2,125
July	3,031	3,548
August	3,807	4,288
September	4,826	5,324
October	5,767	
November	7,216	
December	8,221	
January	9,288	
February	10,066	
March	11,648	
April	12,575	
May	12,601	
June	12,608	

QUALITY

	Quantity	Base Number	Contract	LHB	Wales
% of FP17s for the same patient ID Re-attending within 3 months - Children	63	1,079	5.8%	8.8%	10.7%
% of FP17s for the same patient ID Re-attending within 3 months - Adults	207	1,936	10.7%	14.1%	15.4%
% of FP17s for the same patient ID Re-attending between 3 & 9 months - Children	765	1,079	70.9%	57.8%	60.1%
% of FP17s for the same patient ID Re-attending between 3 & 9 months - Adults	1,279	1,936	66.1%	56.5%	56.7%
% of FP17s for Band 1 Urgent Courses	131	2,649	4.9%	9.4%	9.1%
% of FP17s Relating to Free Repair or Replacements	26	2,649	1.0%	0.7%	0.7%
% of FP17s Relating to Continuations	22	2,649	0.8%	0.5%	0.6%
% of Patients satisfied with the dentistry they have received	0	0	N/A	94.8%	93.0%
% of Patients satisfied with the time they had to wait for an appointment	0	0	N/A	90.1%	87.5%

* This is based on patients treated on this contract for their most recent course of treatment.

Figures in italics indicate the base number of FP17s or Patient Questionnaire responses are less than 100. N/A is shown where the base number of responses is less than 10 during the period. % is calculated as Quantity/Base number*100

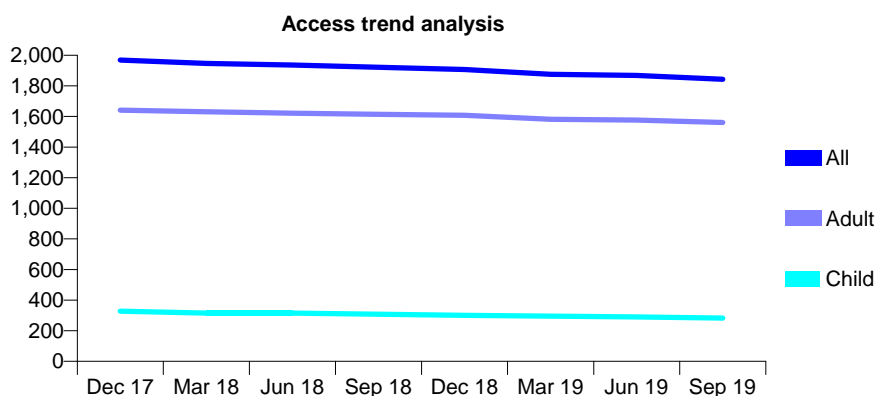
7A6 - Vital Signs At a Glance Contract Report for 641642/0001 - September 2019

Name or company name	MR DS YOUNG
Contract type name	GDS Contract
Purpose of contract	General
Contract start date	01/04/2006
Contract end date	

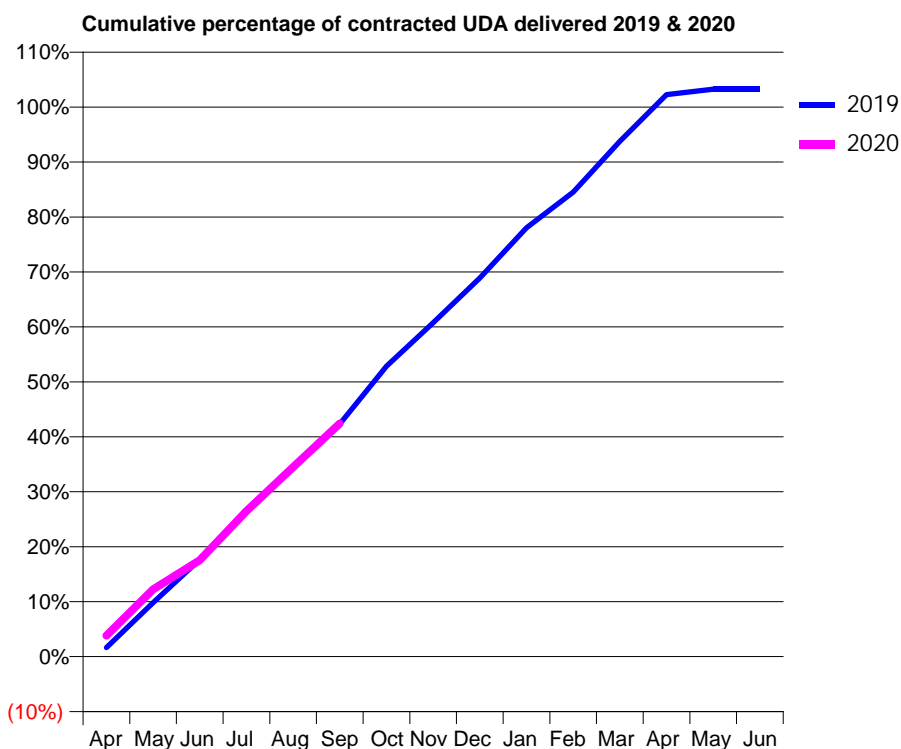
19/20 Contracted general activity (UDA)	5,885
Carry forward general activity (UDA)	-222
19/20 Contracted orthodontic activity (UOA)	0
Carry forward orthodontic activity (UOA)	0
Baseline contract value	£181,895.47

ACCESS*

Patients seen in 24 months	Total	Change since previous quarter
Quarter ending September 2018	1,922	
Quarter ending December 2018	1,907	→
Quarter ending March 2019	1,876	↓
Quarter ending June 2019	1,868	→
Quarter ending September 2019	1,843	↓
Variance since September 2018	(4.1%)	↓



ACTIVITY



Month	Adjusted Scheduled Activity (UDA)	
	2019	2020
April	96	225
May	579	720
June	1,039	1,033
July	1,565	1,559
August	2,026	2,029
September	2,491	2,498
October	3,110	
November	3,575	
December	4,053	
January	4,591	
February	4,975	
March	5,517	
April	6,017	
May	6,075	
June	6,075	

QUALITY

	Quantity	Base Number	Contract	LHB	Wales
% of FP17s for the same patient ID Re-attending within 3 months - Children	6	158	3.8%	8.8%	10.7%
% of FP17s for the same patient ID Re-attending within 3 months - Adults	78	1,005	7.8%	14.1%	15.4%
% of FP17s for the same patient ID Re-attending between 3 & 9 months - Children	57	158	36.1%	57.8%	60.1%
% of FP17s for the same patient ID Re-attending between 3 & 9 months - Adults	506	1,005	50.3%	56.5%	56.7%
% of FP17s for Band 1 Urgent Courses	73	933	7.8%	9.4%	9.1%
% of FP17s Relating to Free Repair or Replacements	4	933	0.4%	0.7%	0.7%
% of FP17s Relating to Continuations	1	933	0.1%	0.5%	0.6%
% of Patients satisfied with the dentistry they have received	12	12	100.0%	94.8%	93.0%
% of Patients satisfied with the time they had to wait for an appointment	8	12	66.7%	90.1%	87.5%

* This is based on patients treated on this contract for their most recent course of treatment. Figures in italics indicate the base number of FP17s or Patient Questionnaire responses are less than 100. N/A is shown where the base number of responses is less than 10 during the period. % is calculated as Quantity/Base number*100

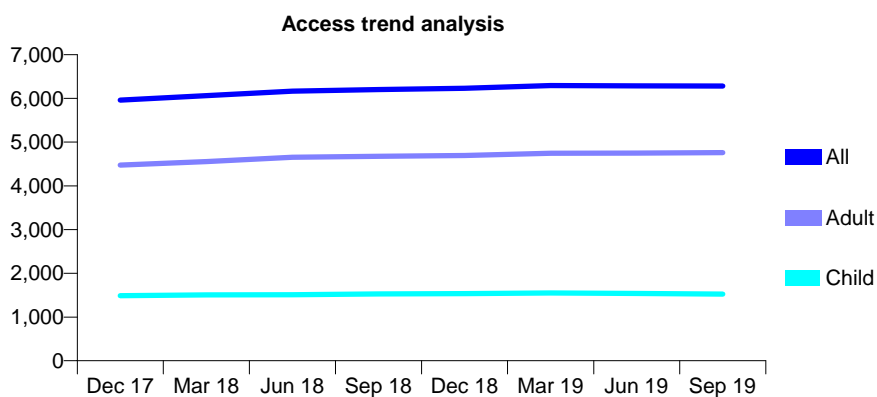
7A6 - Vital Signs At a Glance Contract Report for 643246/0001 - September 2019

Name or company name	MR RD WILLNER
Contract type name	GDS Contract
Purpose of contract	General
Contract start date	01/04/2006
Contract end date	

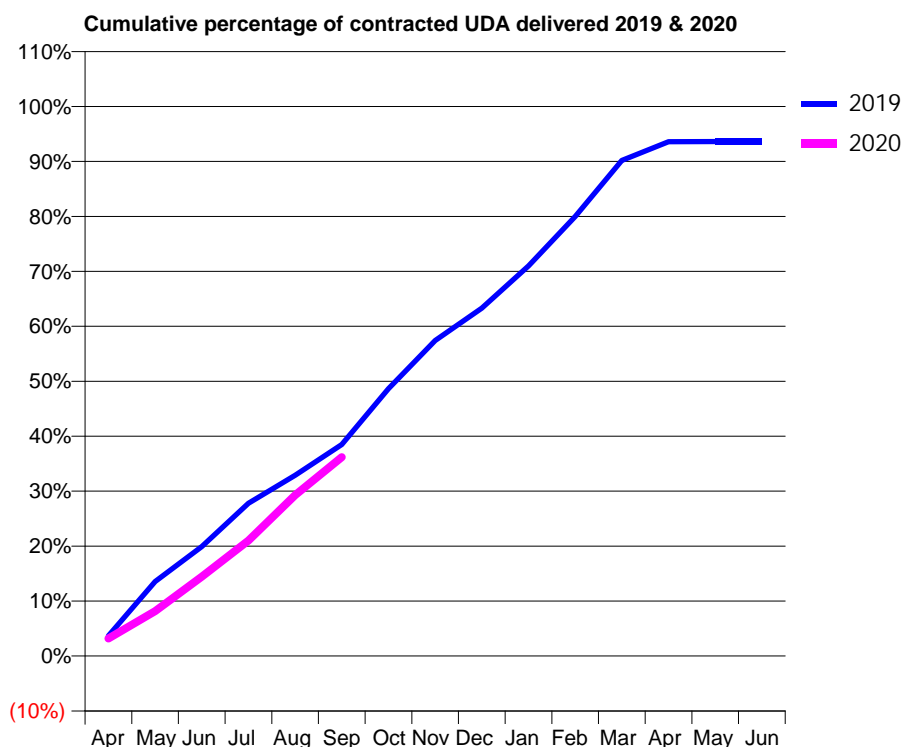
19/20 Contracted general activity (UDA)	20,810
Carry forward general activity (UDA)	0
19/20 Contracted orthodontic activity (UOA)	0
Carry forward orthodontic activity (UOA)	0
Baseline contract value	£556,063.43

ACCESS*

Patients seen in 24 months	Total	Change since previous quarter
Quarter ending September 2018	6,203	
Quarter ending December 2018	6,233	→
Quarter ending March 2019	6,294	→
Quarter ending June 2019	6,286	→
Quarter ending September 2019	6,283	→
Variance since September 2018	1.3%	→



ACTIVITY



Month	Adjusted Scheduled Activity (UDA)	
	2019	2020
April	766	662
May	2,818	1,699
June	4,145	3,001
July	5,784	4,370
August	6,846	6,093
September	8,007	7,531
October	10,124	
November	11,947	
December	13,173	
January	14,773	
February	16,642	
March	18,762	
April	19,475	
May	19,478	
June	19,478	

QUALITY

	Quantity	Base Number	Contract	LHB	Wales
% of FP17s for the same patient ID Re-attending within 3 months - Children	76	899	8.5%	8.8%	10.7%
% of FP17s for the same patient ID Re-attending within 3 months - Adults	477	2,943	16.2%	14.1%	15.4%
% of FP17s for the same patient ID Re-attending between 3 & 9 months - Children	447	899	49.7%	57.8%	60.1%
% of FP17s for the same patient ID Re-attending between 3 & 9 months - Adults	1,574	2,943	53.5%	56.5%	56.7%
% of FP17s for Band 1 Urgent Courses	311	3,558	8.7%	9.4%	9.1%
% of FP17s Relating to Free Repair or Replacements	22	3,558	0.6%	0.7%	0.7%
% of FP17s Relating to Continuations	79	3,558	2.2%	0.5%	0.6%
% of Patients satisfied with the dentistry they have received	6	6	N/A	94.8%	93.0%
% of Patients satisfied with the time they had to wait for an appointment	6	6	N/A	90.1%	87.5%

* This is based on patients treated on this contract for their most recent course of treatment. Figures in italics indicate the base number of FP17s or Patient Questionnaire responses are less than 100. N/A is shown where the base number of responses is less than 10 during the period. % is calculated as Quantity/Base number*100

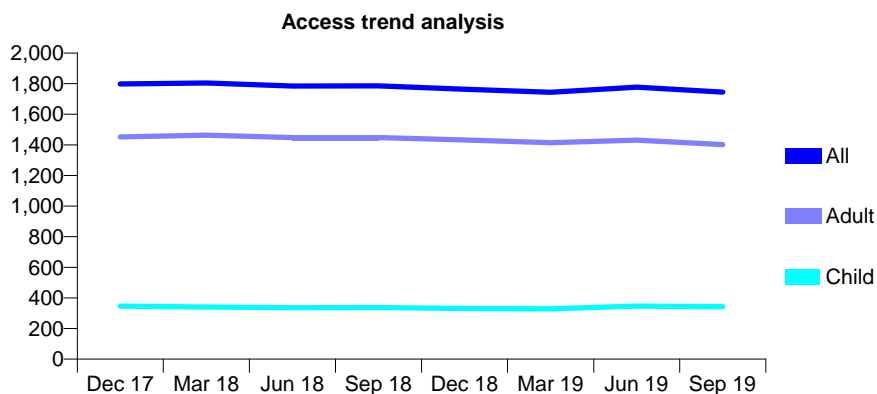
7A6 - Vital Signs At a Glance Contract Report for 674605/0001 - September 2019

Name or company name	MRS LM PLANT
Contract type name	GDS Contract
Purpose of contract	General
Contract start date	01/04/2006
Contract end date	

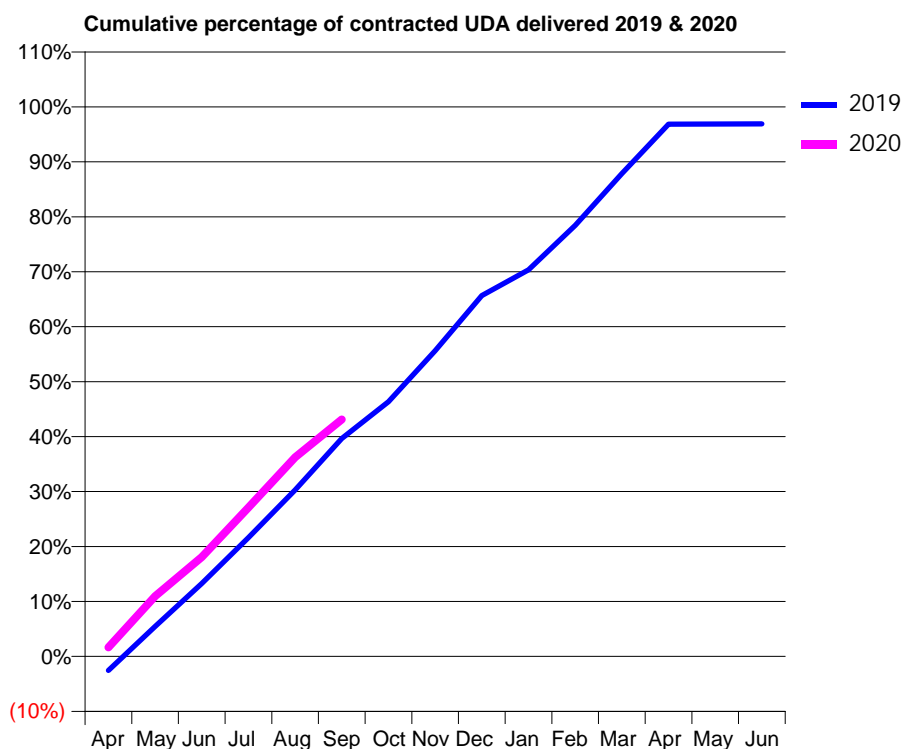
19/20 Contracted general activity (UDA)	4,829
Carry forward general activity (UDA)	121
19/20 Contracted orthodontic activity (UOA)	0
Carry forward orthodontic activity (UOA)	0
Baseline contract value	£114,092.98

ACCESS*

Patients seen in 24 months	Total	Change since previous quarter
Quarter ending September 2018	1,786	
Quarter ending December 2018	1,763	↓
Quarter ending March 2019	1,743	↓
Quarter ending June 2019	1,777	→
Quarter ending September 2019	1,745	↓
Variance since September 2018	(2.3%)	↓



ACTIVITY



Month	Adjusted Scheduled Activity (UDA)	
	2019	2020
April	-124	80
May	265	529
June	641	873
July	1,044	1,309
August	1,463	1,750
September	1,914	2,081
October	2,239	
November	2,687	
December	3,171	
January	3,397	
February	3,788	
March	4,241	
April	4,676	
May	4,677	
June	4,679	

QUALITY

	Quantity	Base Number	Contract	LHB	Wales
% of FP17s for the same patient ID Re-attending within 3 months - Children	15	282	5.3%	8.8%	10.7%
% of FP17s for the same patient ID Re-attending within 3 months - Adults	129	1,143	11.3%	14.1%	15.4%
% of FP17s for the same patient ID Re-attending between 3 & 9 months - Children	171	282	60.6%	57.8%	60.1%
% of FP17s for the same patient ID Re-attending between 3 & 9 months - Adults	637	1,143	55.7%	56.5%	56.7%
% of FP17s for Band 1 Urgent Courses	92	1,197	7.7%	9.4%	9.1%
% of FP17s Relating to Free Repair or Replacements	11	1,197	0.9%	0.7%	0.7%
% of FP17s Relating to Continuations	7	1,197	0.6%	0.5%	0.6%
% of Patients satisfied with the dentistry they have received	4	4	N/A	94.8%	93.0%
% of Patients satisfied with the time they had to wait for an appointment	2	4	N/A	90.1%	87.5%

* This is based on patients treated on this contract for their most recent course of treatment. Figures in italics indicate the base number of FP17s or Patient Questionnaire responses are less than 100. N/A is shown where the base number of responses is less than 10 during the period. % is calculated as Quantity/Base number*100

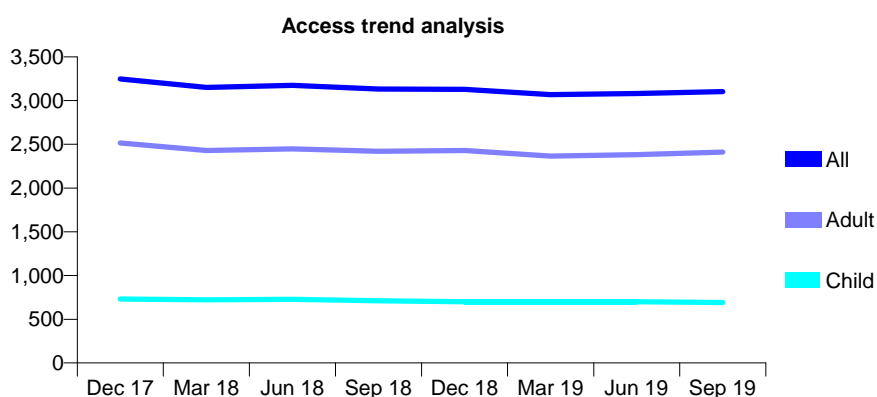
7A6 - Vital Signs At a Glance Contract Report for 680400/0001 - September 2019

Name or company name	MR MA GLADSON
Contract type name	GDS Contract
Purpose of contract	General
Contract start date	01/04/2006
Contract end date	

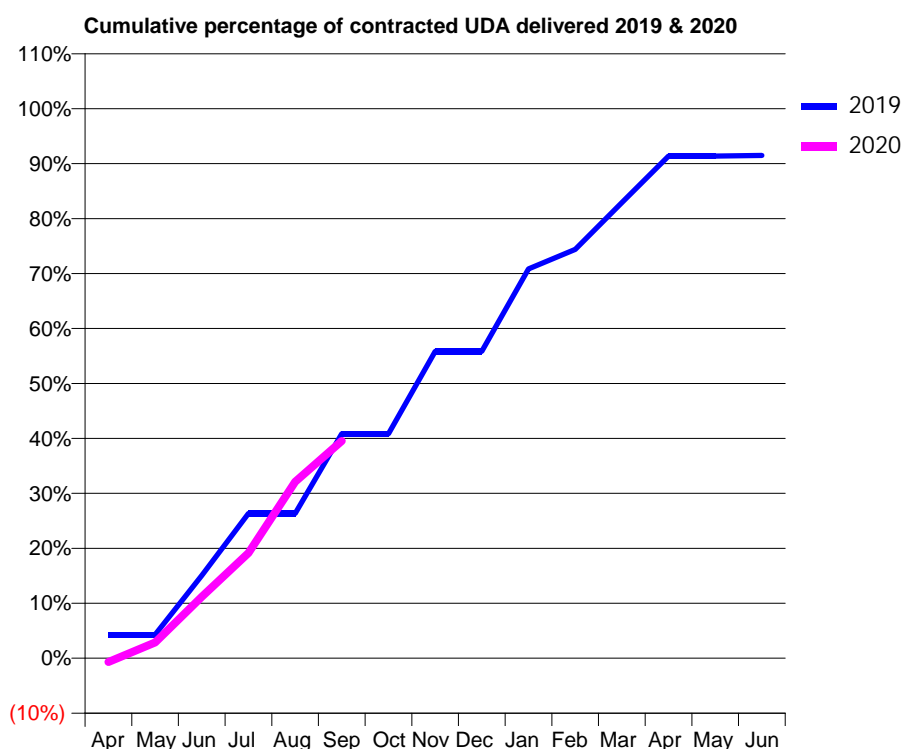
19/20 Contracted general activity (UDA)	7,920
Carry forward general activity (UDA)	396
19/20 Contracted orthodontic activity (UOA)	0
Carry forward orthodontic activity (UOA)	0
Baseline contract value	£250,262.01

ACCESS*

Patients seen in 24 months	Total	Change since previous quarter
Quarter ending September 2018	3,132	
Quarter ending December 2018	3,129	→
Quarter ending March 2019	3,067	↓
Quarter ending June 2019	3,082	→
Quarter ending September 2019	3,102	→
Variance since September 2018	(1.0%)	→



ACTIVITY



Month	2019	2020
April	340	-55
May	340	227
June	1,191	884
July	2,087	1,517
August	2,087	2,544
September	3,236	3,133
October	3,236	
November	4,422	
December	4,422	
January	5,612	
February	5,892	
March	6,565	
April	7,237	
May	7,237	
June	7,245	

QUALITY

	Quantity	Base Number	Contract	LHB	Wales
% of FP17s for the same patient ID Re-attending within 3 months - Children	37	410	9.0%	8.8%	10.7%
% of FP17s for the same patient ID Re-attending within 3 months - Adults	321	1,638	19.6%	14.1%	15.4%
% of FP17s for the same patient ID Re-attending between 3 & 9 months - Children	118	410	28.8%	57.8%	60.1%
% of FP17s for the same patient ID Re-attending between 3 & 9 months - Adults	507	1,638	31.0%	56.5%	56.7%
% of FP17s for Band 1 Urgent Courses	428	1,747	24.5%	9.4%	9.1%
% of FP17s Relating to Free Repair or Replacements	27	1,747	1.5%	0.7%	0.7%
% of FP17s Relating to Continuations	30	1,747	1.7%	0.5%	0.6%
% of Patients satisfied with the dentistry they have received	3	4	N/A	94.8%	93.0%
% of Patients satisfied with the time they had to wait for an appointment	3	4	N/A	90.1%	87.5%

* This is based on patients treated on this contract for their most recent course of treatment.

Figures in italics indicate the base number of FP17s or Patient Questionnaire responses are less than 100. N/A is shown where the base number of responses is less than 10 during the period. % is calculated as Quantity/Base number*100

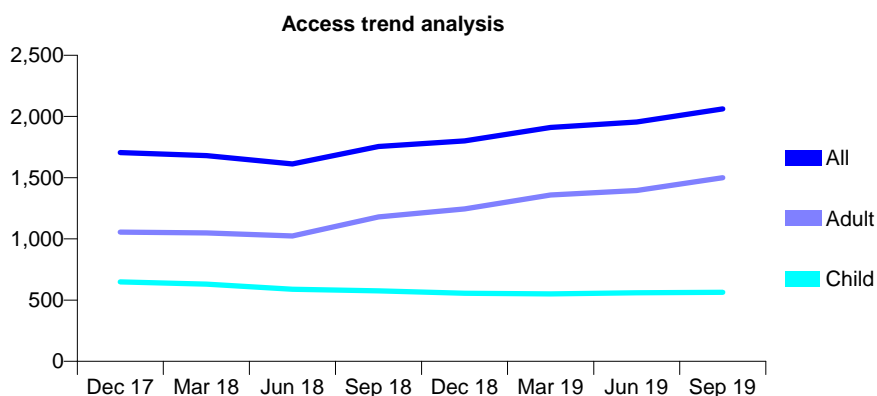
7A6 - Vital Signs At a Glance Contract Report for 738239/0001 - September 2019

Name or company name	Bargoed Smile Ltd
Contract type name	GDS Contract
Purpose of contract	General
Contract start date	01/04/2006
Contract end date	

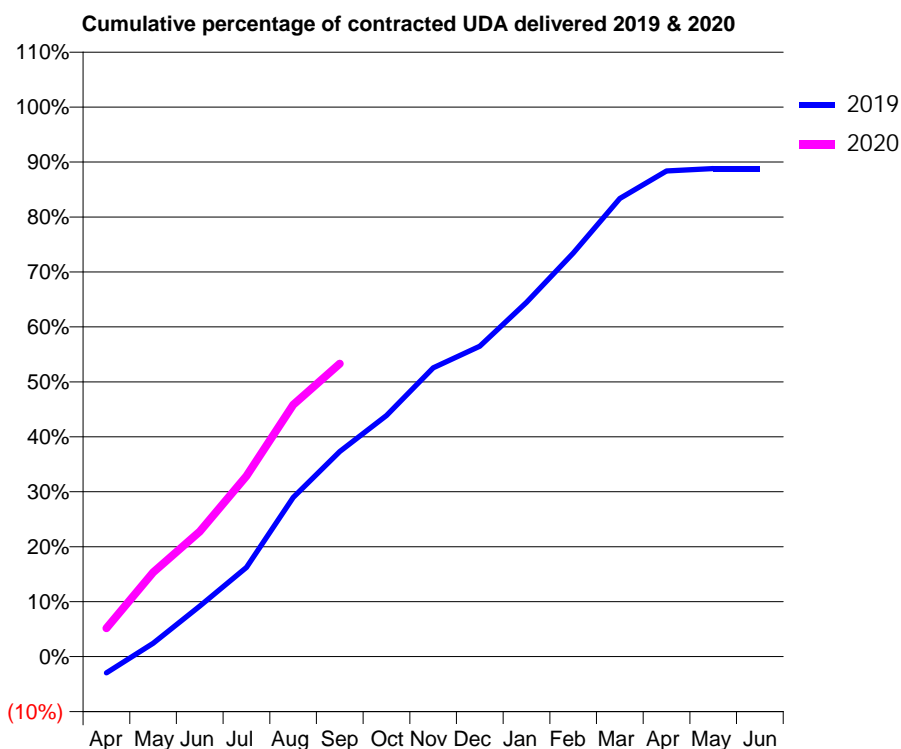
19/20 Contracted general activity (UDA)	6,374
Carry forward general activity (UDA)	0
19/20 Contracted orthodontic activity (UOA)	0
Carry forward orthodontic activity (UOA)	0
Baseline contract value	£192,883.71

ACCESS*

Patients seen in 24 months	Total	Change since previous quarter
Quarter ending September 2018	1,755	
Quarter ending December 2018	1,801	↑
Quarter ending March 2019	1,910	↑
Quarter ending June 2019	1,955	↑
Quarter ending September 2019	2,063	↑
Variance since September 2018	17.5%	↑



ACTIVITY



Month	Adjusted Scheduled Activity (UDA)	
	2019	2020
April	-190	330
May	156	978
June	586	1,452
July	1,036	2,095
August	1,846	2,921
September	2,377	3,398
October	2,796	
November	3,349	
December	3,600	
January	4,109	
February	4,681	
March	5,315	
April	5,632	
May	5,660	
June	5,660	

QUALITY

	Quantity	Base Number	Contract	LHB	Wales
% of FP17s for the same patient ID Re-attending within 3 months - Children	25	367	6.8%	8.8%	10.7%
% of FP17s for the same patient ID Re-attending within 3 months - Adults	162	1,037	15.6%	14.1%	15.4%
% of FP17s for the same patient ID Re-attending between 3 & 9 months - Children	157	367	42.8%	57.8%	60.1%
% of FP17s for the same patient ID Re-attending between 3 & 9 months - Adults	436	1,037	42.0%	56.5%	56.7%
% of FP17s for Band 1 Urgent Courses	125	1,253	10.0%	9.4%	9.1%
% of FP17s Relating to Free Repair or Replacements	8	1,253	0.6%	0.7%	0.7%
% of FP17s Relating to Continuations	0	1,253	0.0%	0.5%	0.6%
% of Patients satisfied with the dentistry they have received	4	5	N/A	94.8%	93.0%
% of Patients satisfied with the time they had to wait for an appointment	4	5	N/A	90.1%	87.5%

* This is based on patients treated on this contract for their most recent course of treatment. Figures in italics indicate the base number of FP17s or Patient Questionnaire responses are less than 100. N/A is shown where the base number of responses is less than 10 during the period. % is calculated as Quantity/Base number*100

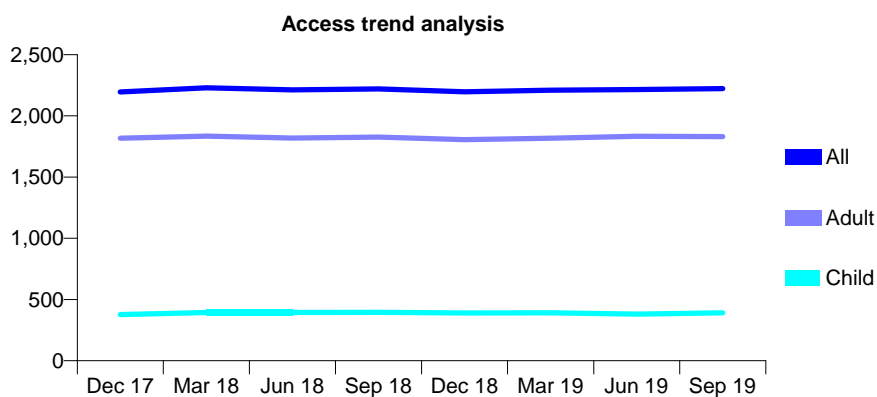
7A6 - Vital Signs At a Glance Contract Report for 742481/0001 - September 2019

Name or company name	MISS J WOODWARD
Contract type name	Pilot Contract
Purpose of contract	General
Contract start date	01/04/2006
Contract end date	

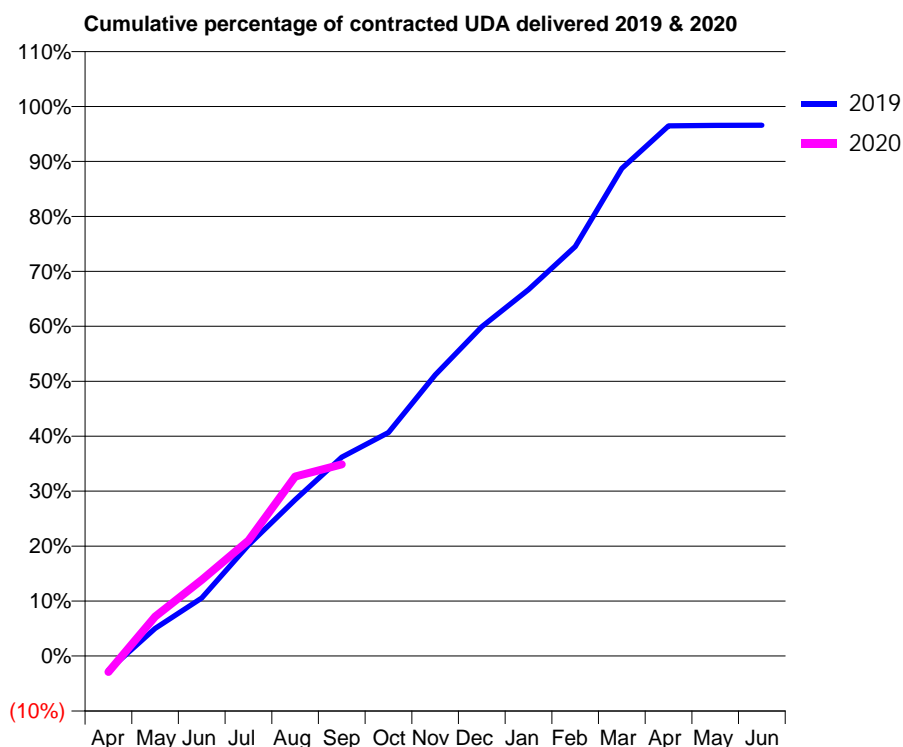
19/20 Contracted general activity (UDA)	6,220
Carry forward general activity (UDA)	235
19/20 Contracted orthodontic activity (UOA)	0
Carry forward orthodontic activity (UOA)	0
Baseline contract value	£172,775.00

ACCESS*

Patients seen in 24 months	Total	Change since previous quarter
Quarter ending September 2018	2,221	
Quarter ending December 2018	2,197	↓
Quarter ending March 2019	2,210	→
Quarter ending June 2019	2,215	→
Quarter ending September 2019	2,223	→
Variance since September 2018	0.1%	→



ACTIVITY



Month	Adjusted Scheduled Activity (UDA)	
	2019	2020
April	-182	-181
May	348	445
June	731	862
July	1,396	1,306
August	1,964	2,031
September	2,502	2,170
October	2,810	
November	3,536	
December	4,141	
January	4,607	
February	5,150	
March	6,132	
April	6,667	
May	6,672	
June	6,675	

QUALITY

	Quantity	Base Number	Contract	LHB	Wales
% of FP17s for the same patient ID Re-attending within 3 months - Children	26	256	10.2%	8.8%	10.7%
% of FP17s for the same patient ID Re-attending within 3 months - Adults	149	985	15.1%	14.1%	15.4%
% of FP17s for the same patient ID Re-attending between 3 & 9 months - Children	164	256	64.1%	57.8%	60.1%
% of FP17s for the same patient ID Re-attending between 3 & 9 months - Adults	344	985	34.9%	56.5%	56.7%
% of FP17s for Band 1 Urgent Courses	68	1,075	6.3%	9.4%	9.1%
% of FP17s Relating to Free Repair or Replacements	9	1,075	0.8%	0.7%	0.7%
% of FP17s Relating to Continuations	21	1,075	2.0%	0.5%	0.6%
% of Patients satisfied with the dentistry they have received	6	7	N/A	94.8%	93.0%
% of Patients satisfied with the time they had to wait for an appointment	6	7	N/A	90.1%	87.5%

* This is based on patients treated on this contract for their most recent course of treatment. Figures in italics indicate the base number of FP17s or Patient Questionnaire responses are less than 100. N/A is shown where the base number of responses is less than 10 during the period. % is calculated as Quantity/Base number*100

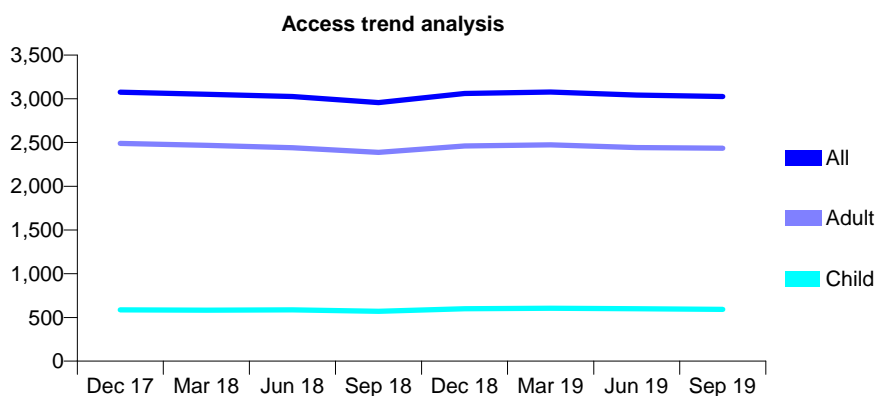
7A6 - Vital Signs At a Glance Contract Report for 767077/0001 - September 2019

Name or company name	MISS N MAHMOOD
Contract type name	GDS Contract
Purpose of contract	General
Contract start date	01/04/2006
Contract end date	

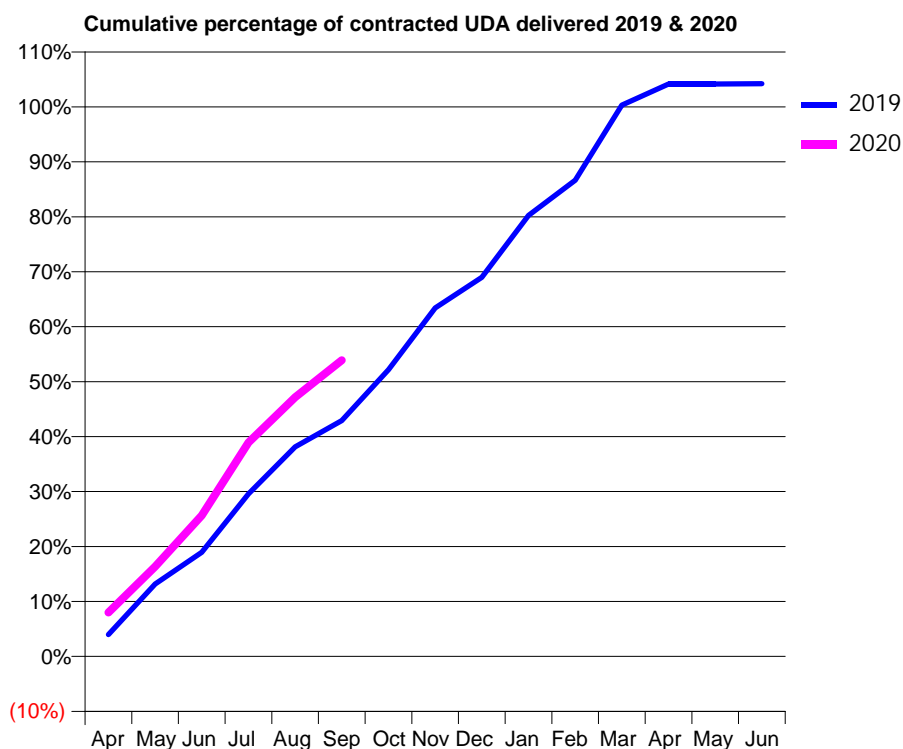
19/20 Contracted general activity (UDA)	9,914
Carry forward general activity (UDA)	-458
19/20 Contracted orthodontic activity (UOA)	0
Carry forward orthodontic activity (UOA)	0
Baseline contract value	£257,660.83

ACCESS*

Patients seen in 24 months	Total	Change since previous quarter
Quarter ending September 2018	2,957	
Quarter ending December 2018	3,060	↑
Quarter ending March 2019	3,077	→
Quarter ending June 2019	3,041	↓
Quarter ending September 2019	3,027	→
Variance since September 2018	2.4%	↑



ACTIVITY



Month	2019	2020
April	414	794
May	1,376	1,620
June	1,978	2,543
July	3,087	3,860
August	3,980	4,675
September	4,479	5,342
October	5,446	
November	6,619	
December	7,197	
January	8,372	
February	9,041	
March	10,466	
April	10,869	
May	10,871	
June	10,876	

QUALITY

	Quantity	Base Number	Contract	LHB	Wales
% of FP17s for the same patient ID Re-attending within 3 months - Children	21	500	4.2%	8.8%	10.7%
% of FP17s for the same patient ID Re-attending within 3 months - Adults	370	2,184	16.9%	14.1%	15.4%
% of FP17s for the same patient ID Re-attending between 3 & 9 months - Children	401	500	80.2%	57.8%	60.1%
% of FP17s for the same patient ID Re-attending between 3 & 9 months - Adults	1,543	2,184	70.7%	56.5%	56.7%
% of FP17s for Band 1 Urgent Courses	209	2,459	8.5%	9.4%	9.1%
% of FP17s Relating to Free Repair or Replacements	2	2,459	0.1%	0.7%	0.7%
% of FP17s Relating to Continuations	8	2,459	0.3%	0.5%	0.6%
% of Patients satisfied with the dentistry they have received	8	8	N/A	94.8%	93.0%
% of Patients satisfied with the time they had to wait for an appointment	7	8	N/A	90.1%	87.5%

* This is based on patients treated on this contract for their most recent course of treatment. Figures in italics indicate the base number of FP17s or Patient Questionnaire responses are less than 100. N/A is shown where the base number of responses is less than 10 during the period. % is calculated as Quantity/Base number*100

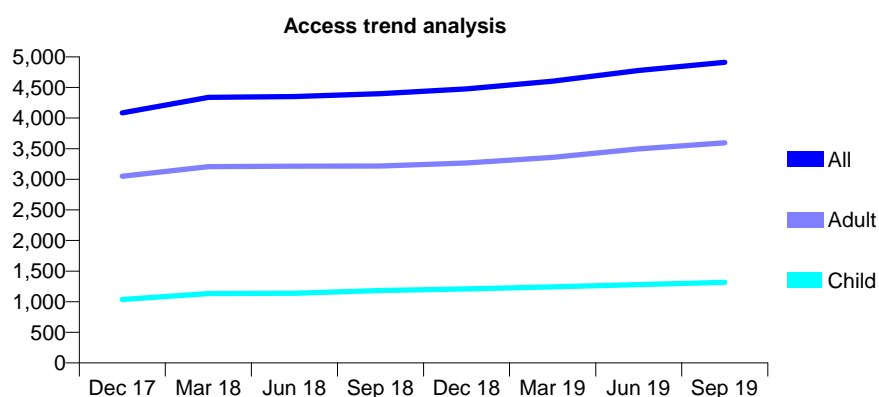
7A6 - Vital Signs At a Glance Contract Report for 782572/0001 - September 2019

Name or company name	MR JD COOK
Contract type name	Pilot Contract
Purpose of contract	General
Contract start date	01/08/2010
Contract end date	

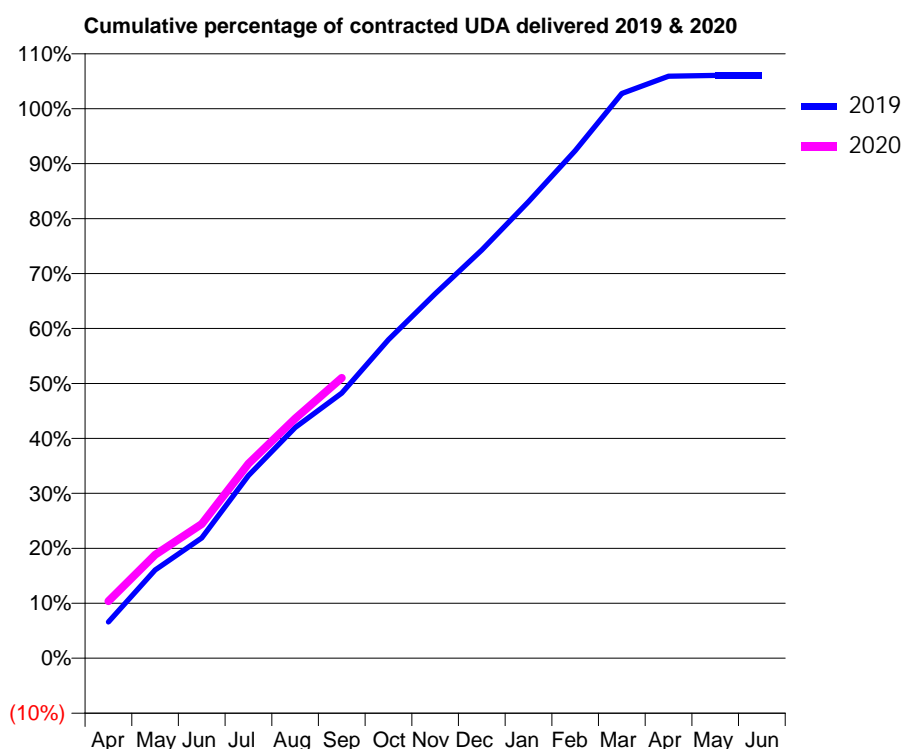
19/20 Contracted general activity (UDA)	14,103
Carry forward general activity (UDA)	-725
19/20 Contracted orthodontic activity (UOA)	0
Carry forward orthodontic activity (UOA)	0
Baseline contract value	£355,026.24

ACCESS*

Patients seen in 24 months	Total	Change since previous quarter
Quarter ending September 2018	4,398	
Quarter ending December 2018	4,476	→
Quarter ending March 2019	4,602	↑
Quarter ending June 2019	4,777	↑
Quarter ending September 2019	4,911	↑
Variance since September 2018	11.7%	↑



ACTIVITY



Month	2019	2020
April	860	1,468
May	2,094	2,659
June	2,858	3,443
July	4,339	4,991
August	5,479	6,151
September	6,296	7,196
October	7,567	
November	8,659	
December	9,694	
January	10,845	
February	12,056	
March	13,412	
April	13,824	
May	13,840	
June	13,840	

QUALITY

	Quantity	Base Number	Contract	LHB	Wales
% of FP17s for the same patient ID Re-attending within 3 months - Children	77	1,139	6.8%	8.8%	10.7%
% of FP17s for the same patient ID Re-attending within 3 months - Adults	329	2,879	11.4%	14.1%	15.4%
% of FP17s for the same patient ID Re-attending between 3 & 9 months - Children	724	1,139	63.6%	57.8%	60.1%
% of FP17s for the same patient ID Re-attending between 3 & 9 months - Adults	1,682	2,879	58.4%	56.5%	56.7%
% of FP17s for Band 1 Urgent Courses	452	3,837	11.8%	9.4%	9.1%
% of FP17s Relating to Free Repair or Replacements	14	3,837	0.4%	0.7%	0.7%
% of FP17s Relating to Continuations	13	3,837	0.3%	0.5%	0.6%
% of Patients satisfied with the dentistry they have received	6	6	N/A	94.8%	93.0%
% of Patients satisfied with the time they had to wait for an appointment	6	6	N/A	90.1%	87.5%

* This is based on patients treated on this contract for their most recent course of treatment. Figures in italics indicate the base number of FP17s or Patient Questionnaire responses are less than 100. N/A is shown where the base number of responses is less than 10 during the period. % is calculated as Quantity/Base number*100

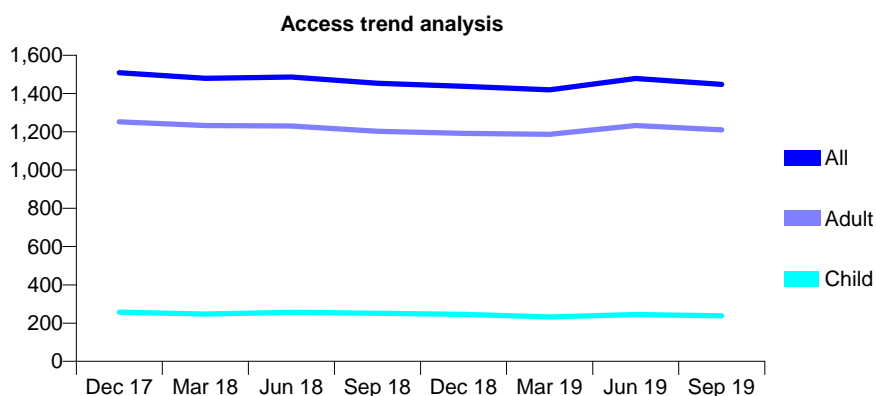
7A6 - Vital Signs At a Glance Contract Report for 801933/0002 - September 2019

Name or company name	MR LH RICH
Contract type name	Pilot Contract
Purpose of contract	General
Contract start date	06/05/2013
Contract end date	

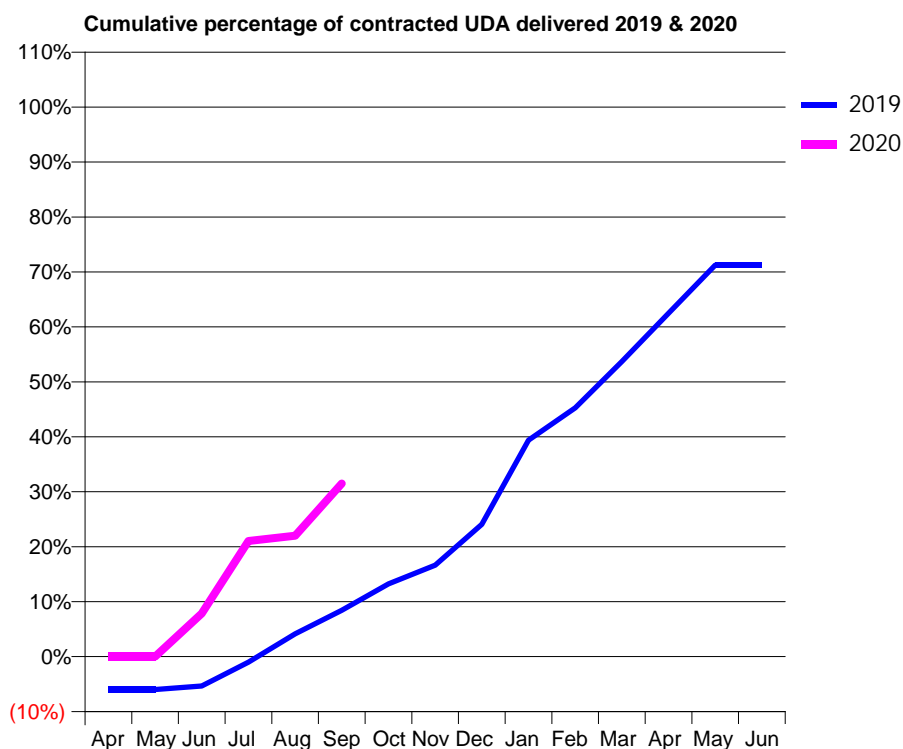
19/20 Contracted general activity (UDA)	4,095
Carry forward general activity (UDA)	0
19/20 Contracted orthodontic activity (UOA)	0
Carry forward orthodontic activity (UOA)	0
Baseline contract value	£113,750.00

ACCESS*

Patients seen in 24 months	Total	Change since previous quarter
Quarter ending September 2018	1,454	
Quarter ending December 2018	1,438	↓
Quarter ending March 2019	1,419	↓
Quarter ending June 2019	1,478	↑
Quarter ending September 2019	1,448	↓
Variance since September 2018	(0.4%)	→



ACTIVITY



Month	Adjusted Scheduled Activity (UDA)	
	2019	2020
April	-273	0
May	-273	0
June	-243	321
July	-47	862
August	189	901
September	383	1,290
October	602	
November	758	
December	1,095	
January	1,792	
February	2,059	
March	2,442	
April	2,842	
May	3,242	
June	3,242	

QUALITY

	Quantity	Base Number	Contract	LHB	Wales
% of FP17s for the same patient ID Re-attending within 3 months - Children	3	126	2.4%	8.8%	10.7%
% of FP17s for the same patient ID Re-attending within 3 months - Adults	53	692	7.7%	14.1%	15.4%
% of FP17s for the same patient ID Re-attending between 3 & 9 months - Children	27	126	21.4%	57.8%	60.1%
% of FP17s for the same patient ID Re-attending between 3 & 9 months - Adults	240	692	34.7%	56.5%	56.7%
% of FP17s for Band 1 Urgent Courses	1	583	0.2%	9.4%	9.1%
% of FP17s Relating to Free Repair or Replacements	11	583	1.9%	0.7%	0.7%
% of FP17s Relating to Continuations	0	583	0.0%	0.5%	0.6%
% of Patients satisfied with the dentistry they have received	4	4	N/A	94.8%	93.0%
% of Patients satisfied with the time they had to wait for an appointment	3	4	N/A	90.1%	87.5%

* This is based on patients treated on this contract for their most recent course of treatment. Figures in italics indicate the base number of FP17s or Patient Questionnaire responses are less than 100. N/A is shown where the base number of responses is less than 10 during the period. % is calculated as Quantity/Base number*100

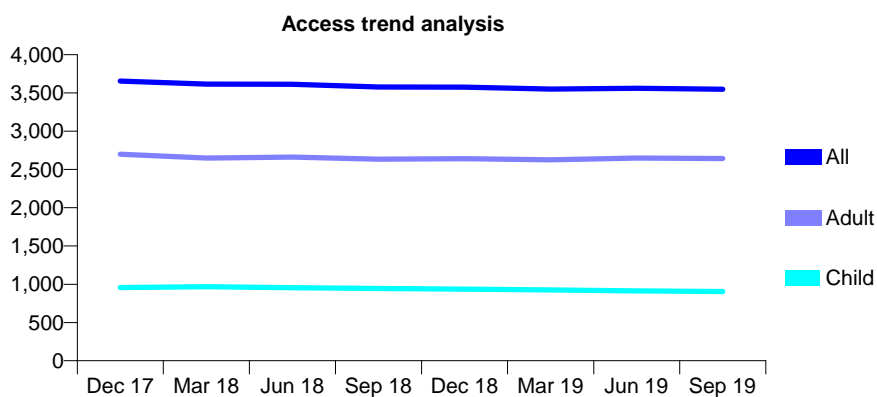
7A6 - Vital Signs At a Glance Contract Report for 919896/0001 - September 2019

Name or company name	MR DW EDWARDS
Contract type name	Pilot Contract
Purpose of contract	General
Contract start date	01/04/2006
Contract end date	

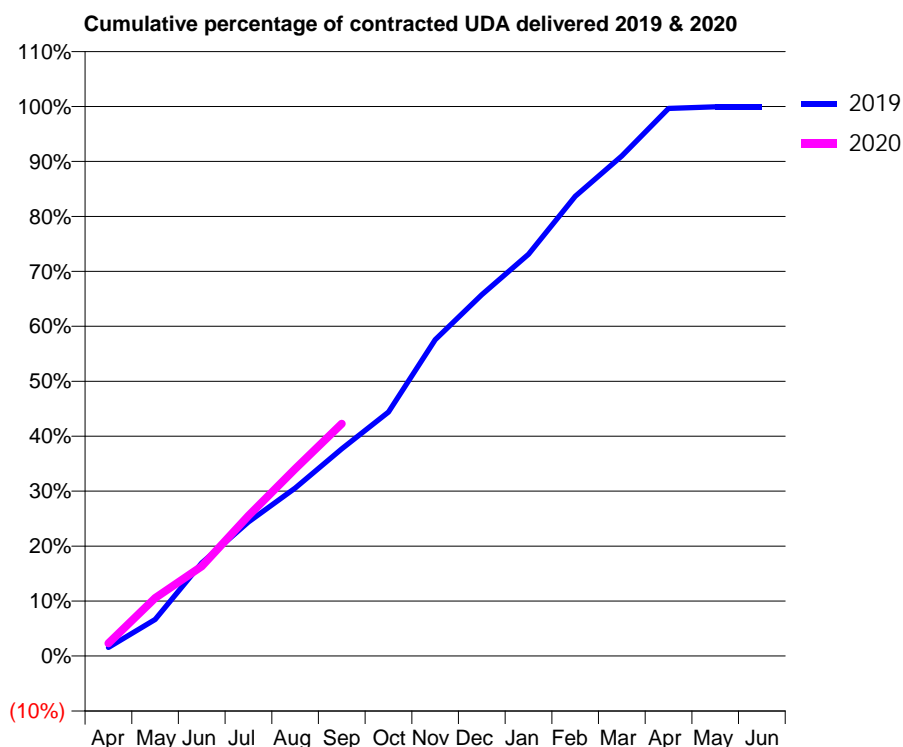
19/20 Contracted general activity (UDA)	10,205
Carry forward general activity (UDA)	-12
19/20 Contracted orthodontic activity (UOA)	0
Carry forward orthodontic activity (UOA)	0
Baseline contract value	£283,475.00

ACCESS*

Patients seen in 24 months	Total	Change since previous quarter
Quarter ending September 2018	3,578	
Quarter ending December 2018	3,576	→
Quarter ending March 2019	3,551	→
Quarter ending June 2019	3,562	→
Quarter ending September 2019	3,547	→
Variance since September 2018	(0.9%)	→



ACTIVITY



Month	Adjusted Scheduled Activity (UDA)	
	2019	2020
April	159	236
May	680	1,079
June	1,728	1,666
July	2,491	2,605
August	3,118	3,477
September	3,849	4,312
October	4,531	
November	5,874	
December	6,711	
January	7,460	
February	8,538	
March	9,286	
April	10,168	
May	10,199	
June	10,199	

QUALITY

	Quantity	Base Number	Contract	LHB	Wales
% of FP17s for the same patient ID Re-attending within 3 months - Children	58	876	6.6%	8.8%	10.7%
% of FP17s for the same patient ID Re-attending within 3 months - Adults	220	1,968	11.2%	14.1%	15.4%
% of FP17s for the same patient ID Re-attending between 3 & 9 months - Children	603	876	68.8%	57.8%	60.1%
% of FP17s for the same patient ID Re-attending between 3 & 9 months - Adults	998	1,968	50.7%	56.5%	56.7%
% of FP17s for Band 1 Urgent Courses	145	2,432	6.0%	9.4%	9.1%
% of FP17s Relating to Free Repair or Replacements	12	2,432	0.5%	0.7%	0.7%
% of FP17s Relating to Continuations	23	2,432	0.9%	0.5%	0.6%
% of Patients satisfied with the dentistry they have received	7	7	N/A	94.8%	93.0%
% of Patients satisfied with the time they had to wait for an appointment	7	7	N/A	90.1%	87.5%

* This is based on patients treated on this contract for their most recent course of treatment. Figures in italics indicate the base number of FP17s or Patient Questionnaire responses are less than 100. N/A is shown where the base number of responses is less than 10 during the period. % is calculated as Quantity/Base number*100

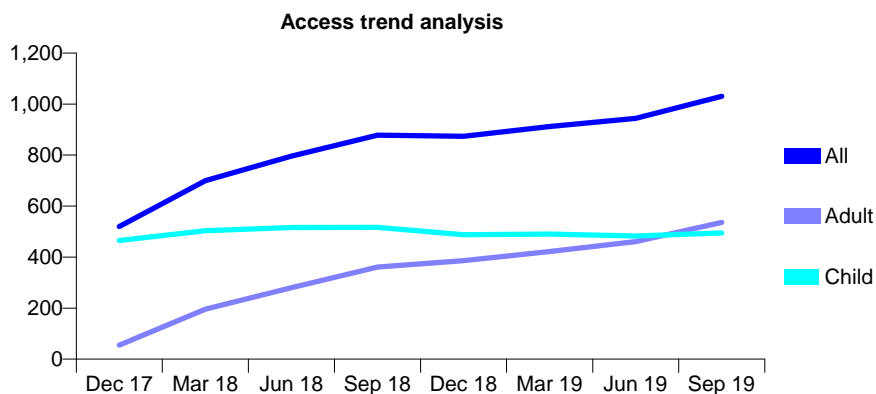
7A6 - Vital Signs At a Glance Contract Report for 929018/0001 - September 2019

Name or company name	Skyrunner Limited
Contract type name	GDS Contract
Purpose of contract	General
Contract start date	01/04/2006
Contract end date	

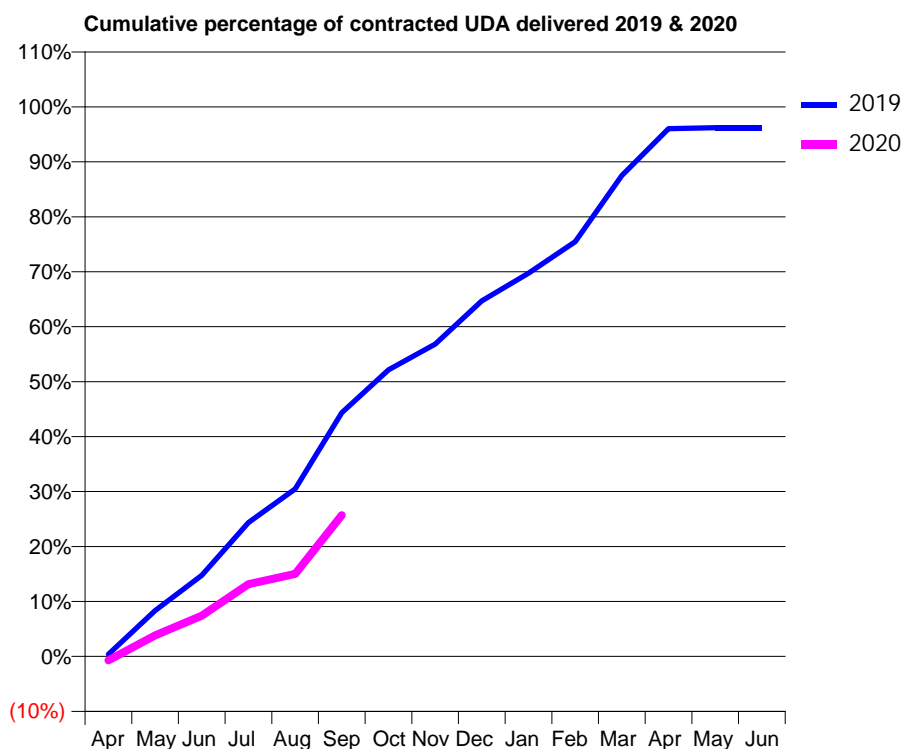
19/20 Contracted general activity (UDA)	5,415
Carry forward general activity (UDA)	104
19/20 Contracted orthodontic activity (UOA)	0
Carry forward orthodontic activity (UOA)	0
Baseline contract value	£146,176.50

ACCESS*

Patients seen in 24 months	Total	Change since previous quarter
Quarter ending September 2018	878	
Quarter ending December 2018	874	→
Quarter ending March 2019	912	↑
Quarter ending June 2019	944	↑
Quarter ending September 2019	1,031	↑
Variance since September 2018	17.4%	↑



ACTIVITY



Month	2019	2020
April	11	-40
May	231	207
June	408	401
July	675	712
August	845	813
September	1,228	1,392
October	1,443	
November	1,574	
December	1,792	
January	1,931	
February	2,090	
March	2,423	
April	2,659	
May	2,664	
June	2,664	

QUALITY

	Quantity	Base Number	Contract	LHB	Wales
% of FP17s for the same patient ID Re-attending within 3 months - Children	35	399	8.8%	8.8%	10.7%
% of FP17s for the same patient ID Re-attending within 3 months - Adults	72	439	16.4%	14.1%	15.4%
% of FP17s for the same patient ID Re-attending between 3 & 9 months - Children	222	399	55.6%	57.8%	60.1%
% of FP17s for the same patient ID Re-attending between 3 & 9 months - Adults	176	439	40.1%	56.5%	56.7%
% of FP17s for Band 1 Urgent Courses	43	730	5.9%	9.4%	9.1%
% of FP17s Relating to Free Repair or Replacements	5	730	0.7%	0.7%	0.7%
% of FP17s Relating to Continuations	0	730	0.0%	0.5%	0.6%
% of Patients satisfied with the dentistry they have received	0	0	N/A	94.8%	93.0%
% of Patients satisfied with the time they had to wait for an appointment	0	0	N/A	90.1%	87.5%

* This is based on patients treated on this contract for their most recent course of treatment. Figures in italics indicate the base number of FP17s or Patient Questionnaire responses are less than 100. N/A is shown where the base number of responses is less than 10 during the period. % is calculated as Quantity/Base number*100

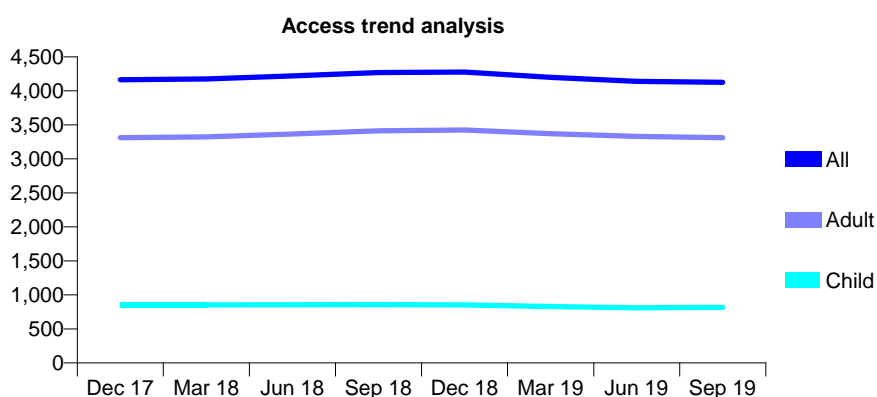
7A6 - Vital Signs At a Glance Contract Report for 952346/0001 - September 2019

Name or company name	MISS MH STANTON
Contract type name	GDS Contract
Purpose of contract	General
Contract start date	01/04/2006
Contract end date	

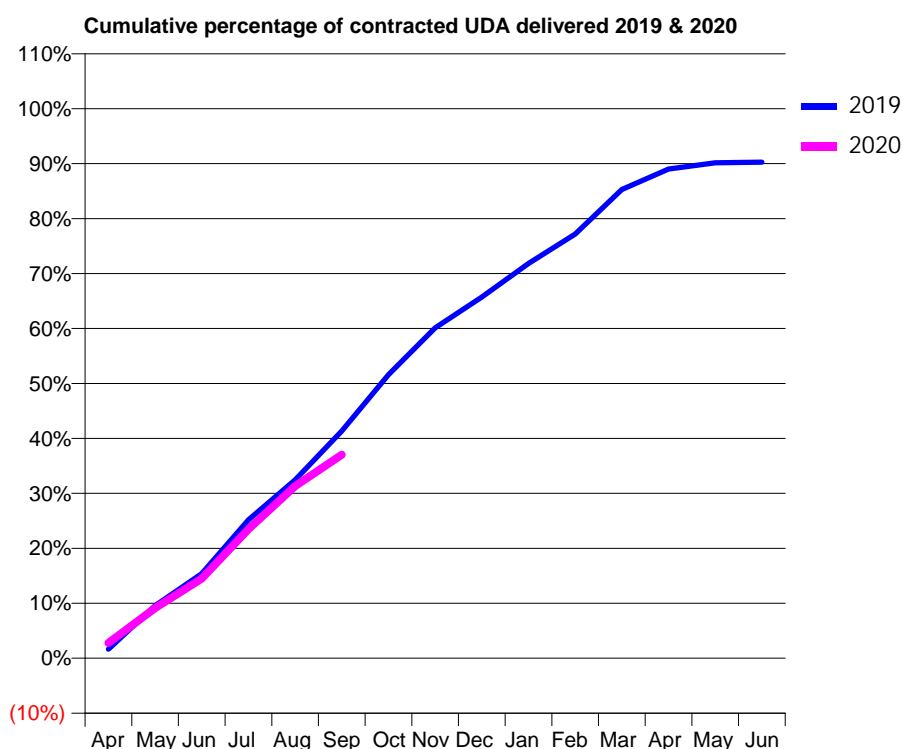
19/20 Contracted general activity (UDA)	14,876
Carry forward general activity (UDA)	0
19/20 Contracted orthodontic activity (UOA)	0
Carry forward orthodontic activity (UOA)	0
Baseline contract value	£455,714.17

ACCESS*

Patients seen in 24 months	Total	Change since previous quarter
Quarter ending September 2018	4,270	
Quarter ending December 2018	4,278	→
Quarter ending March 2019	4,199	↓
Quarter ending June 2019	4,141	↓
Quarter ending September 2019	4,126	→
Variance since September 2018	(3.4%)	↓



ACTIVITY



Month	2019	2020
April	247	414
May	1,424	1,359
June	2,291	2,157
July	3,744	3,494
August	4,828	4,659
September	6,150	5,510
October	7,676	
November	8,944	
December	9,774	
January	10,684	
February	11,480	
March	12,689	
April	13,244	
May	13,408	
June	13,429	

QUALITY

	Quantity	Base Number	Contract	LHB	Wales
% of FP17s for the same patient ID Re-attending within 3 months - Children	67	655	10.2%	8.8%	10.7%
% of FP17s for the same patient ID Re-attending within 3 months - Adults	501	2,797	17.9%	14.1%	15.4%
% of FP17s for the same patient ID Re-attending between 3 & 9 months - Children	390	655	59.5%	57.8%	60.1%
% of FP17s for the same patient ID Re-attending between 3 & 9 months - Adults	1,722	2,797	61.6%	56.5%	56.7%
% of FP17s for Band 1 Urgent Courses	362	3,205	11.3%	9.4%	9.1%
% of FP17s Relating to Free Repair or Replacements	34	3,205	1.1%	0.7%	0.7%
% of FP17s Relating to Continuations	29	3,205	0.9%	0.5%	0.6%
% of Patients satisfied with the dentistry they have received	43	43	100.0%	94.8%	93.0%
% of Patients satisfied with the time they had to wait for an appointment	41	43	95.3%	90.1%	87.5%

* This is based on patients treated on this contract for their most recent course of treatment.

Figures in italics indicate the base number of FP17s or Patient Questionnaire responses are less than 100. N/A is shown where the base number of responses is less than 10 during the period. % is calculated as Quantity/Base number*100

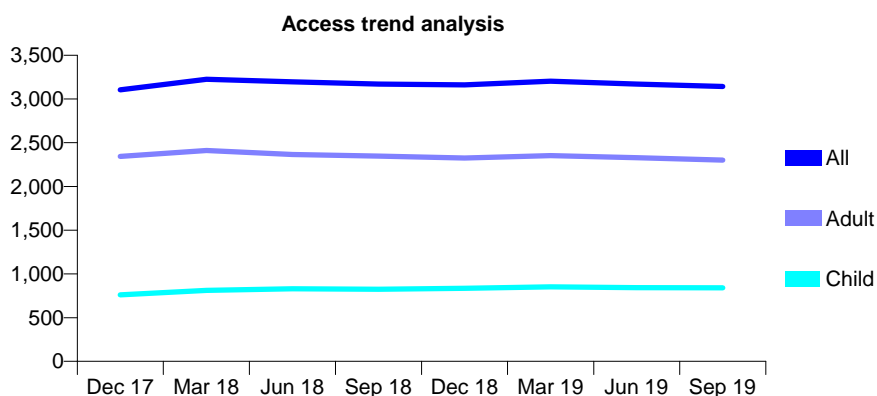
7A6 - Vital Signs At a Glance Contract Report for 965332/0001 - September 2019

Name or company name	94 Dental
Contract type name	GDS Contract
Purpose of contract	General
Contract start date	01/04/2011
Contract end date	

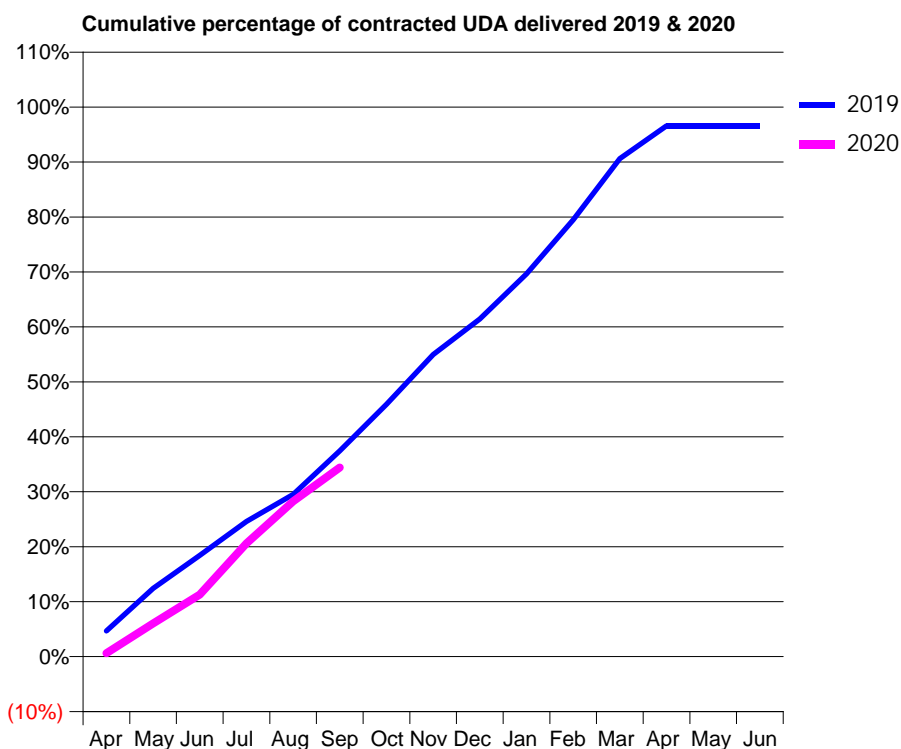
19/20 Contracted general activity (UDA)	10,011
Carry forward general activity (UDA)	338
19/20 Contracted orthodontic activity (UOA)	0
Carry forward orthodontic activity (UOA)	0
Baseline contract value	£250,340.22

ACCESS*

Patients seen in 24 months	Total	Change since previous quarter
Quarter ending September 2018	3,171	
Quarter ending December 2018	3,160	→
Quarter ending March 2019	3,203	→
Quarter ending June 2019	3,172	→
Quarter ending September 2019	3,143	→
Variance since September 2018	(0.9%)	→



ACTIVITY



Month	Adjusted Scheduled Activity (UDA)	
	2019	2020
April	468	65
May	1,243	605
June	1,845	1,132
July	2,461	2,064
August	2,955	2,830
September	3,747	3,445
October	4,594	
November	5,505	
December	6,150	
January	6,970	
February	7,958	
March	9,074	
April	9,670	
May	9,670	
June	9,667	

QUALITY

	Quantity	Base Number	Contract	LHB	Wales
% of FP17s for the same patient ID Re-attending within 3 months - Children	24	645	3.7%	8.8%	10.7%
% of FP17s for the same patient ID Re-attending within 3 months - Adults	128	1,662	7.7%	14.1%	15.4%
% of FP17s for the same patient ID Re-attending between 3 & 9 months - Children	456	645	70.7%	57.8%	60.1%
% of FP17s for the same patient ID Re-attending between 3 & 9 months - Adults	1,252	1,662	75.3%	56.5%	56.7%
% of FP17s for Band 1 Urgent Courses	105	2,095	5.0%	9.4%	9.1%
% of FP17s Relating to Free Repair or Replacements	10	2,095	0.5%	0.7%	0.7%
% of FP17s Relating to Continuations	10	2,095	0.5%	0.5%	0.6%
% of Patients satisfied with the dentistry they have received	4	4	N/A	94.8%	93.0%
% of Patients satisfied with the time they had to wait for an appointment	3	4	N/A	90.1%	87.5%

* This is based on patients treated on this contract for their most recent course of treatment. Figures in italics indicate the base number of FP17s or Patient Questionnaire responses are less than 100. N/A is shown where the base number of responses is less than 10 during the period. % is calculated as Quantity/Base number*100

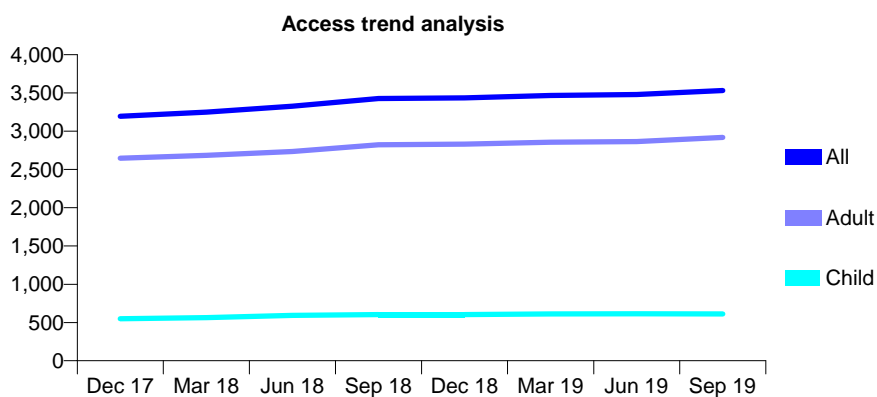
7A6 - Vital Signs At a Glance Contract Report for 972665/0001 - September 2019

Name or company name	Incisive Oral Solutions Limited
Contract type name	GDS Contract
Purpose of contract	General
Contract start date	01/07/2015
Contract end date	

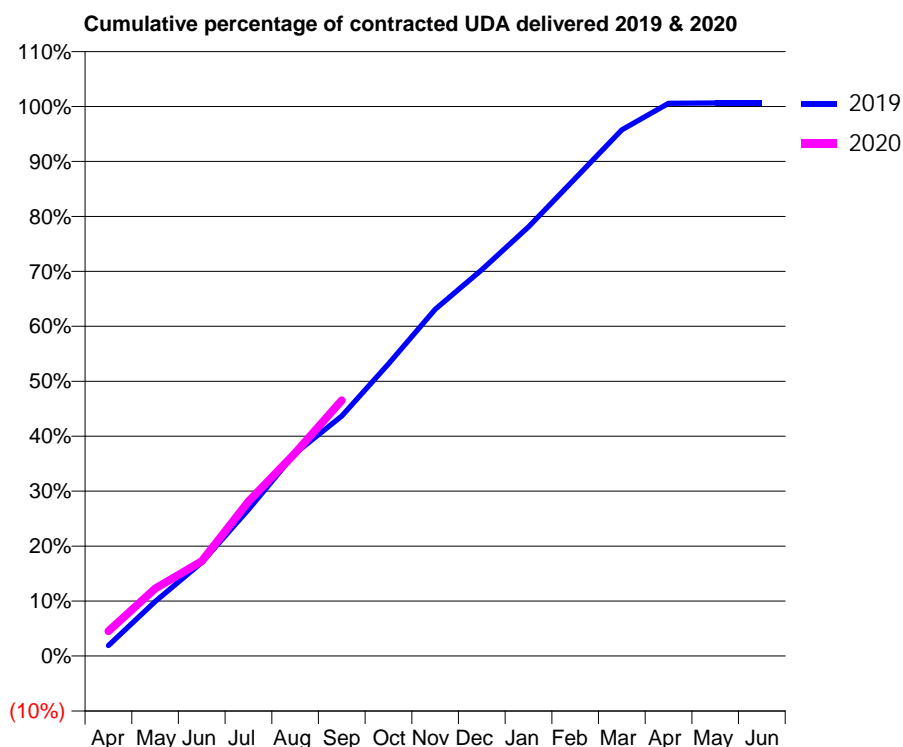
19/20 Contracted general activity (UDA)	10,228
Carry forward general activity (UDA)	-74
19/20 Contracted orthodontic activity (UOA)	0
Carry forward orthodontic activity (UOA)	0
Baseline contract value	£264,297.53

ACCESS*

Patients seen in 24 months	Total	Change since previous quarter
Quarter ending September 2018	3,427	
Quarter ending December 2018	3,436	→
Quarter ending March 2019	3,468	→
Quarter ending June 2019	3,479	→
Quarter ending September 2019	3,532	→
Variance since September 2018	3.1%	↑



ACTIVITY



Month	Adjusted Scheduled Activity (UDA)	
	2019	2020
April	205	462
May	1,067	1,255
June	1,833	1,766
July	2,869	2,875
August	3,971	3,779
September	4,701	4,759
October	5,723	
November	6,795	
December	7,566	
January	8,405	
February	9,357	
March	10,307	
April	10,827	
May	10,832	
June	10,832	

QUALITY

	Quantity	Base Number	Contract	LHB	Wales
% of FP17s for the same patient ID Re-attending within 3 months - Children	31	561	5.5%	8.8%	10.7%
% of FP17s for the same patient ID Re-attending within 3 months - Adults	171	2,422	7.1%	14.1%	15.4%
% of FP17s for the same patient ID Re-attending between 3 & 9 months - Children	398	561	70.9%	57.8%	60.1%
% of FP17s for the same patient ID Re-attending between 3 & 9 months - Adults	1,769	2,422	73.0%	56.5%	56.7%
% of FP17s for Band 1 Urgent Courses	154	2,692	5.7%	9.4%	9.1%
% of FP17s Relating to Free Repair or Replacements	11	2,692	0.4%	0.7%	0.7%
% of FP17s Relating to Continuations	7	2,692	0.3%	0.5%	0.6%
% of Patients satisfied with the dentistry they have received	7	7	N/A	94.8%	93.0%
% of Patients satisfied with the time they had to wait for an appointment	7	7	N/A	90.1%	87.5%

* This is based on patients treated on this contract for their most recent course of treatment. Figures in italics indicate the base number of FP17s or Patient Questionnaire responses are less than 100. N/A is shown where the base number of responses is less than 10 during the period. % is calculated as Quantity/Base number*100

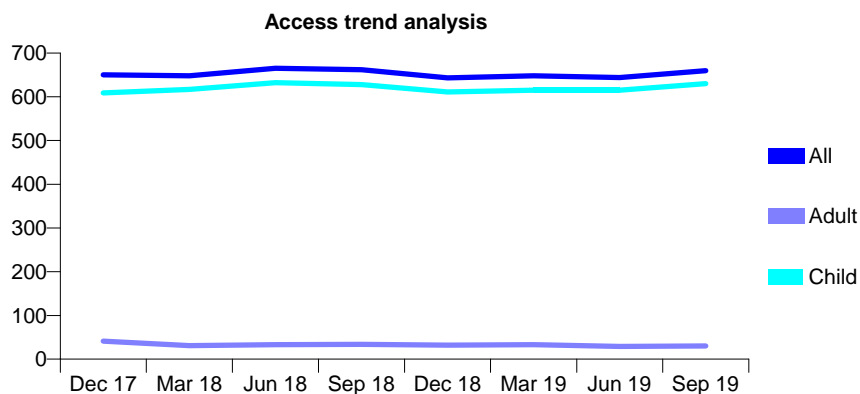
7A6 - Vital Signs At a Glance Contract Report for 980625/0001 - September 2019

Name or company name	MR PJ EVANS
Contract type name	GDS Contract
Purpose of contract	General
Contract start date	01/04/2006
Contract end date	

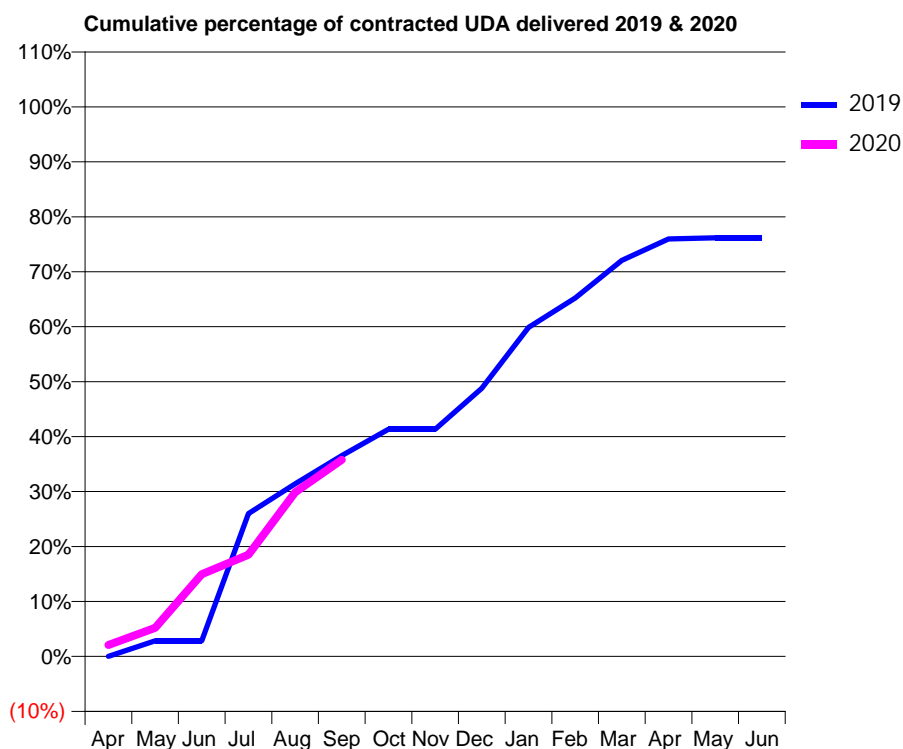
19/20 Contracted general activity (UDA)	1,756
Carry forward general activity (UDA)	-37
19/20 Contracted orthodontic activity (UOA)	0
Carry forward orthodontic activity (UOA)	0
Baseline contract value	£49,050.33

ACCESS*

Patients seen in 24 months	Total	Change since previous quarter
Quarter ending September 2018	662	
Quarter ending December 2018	643	↓
Quarter ending March 2019	648	→
Quarter ending June 2019	644	→
Quarter ending September 2019	660	↑
Variance since September 2018	(0.3%)	→



ACTIVITY



Month	2019	2020
April	0	37
May	50	91
June	50	263
July	456	325
August	552	524
September	642	628
October	726	
November	726	
December	857	
January	1,051	
February	1,145	
March	1,265	
April	1,334	
May	1,337	
June	1,337	

QUALITY

	Quantity	Base Number	Contract	LHB	Wales
% of FP17s for the same patient ID Re-attending within 3 months - Children	30	484	6.2%	8.8%	10.7%
% of FP17s for the same patient ID Re-attending within 3 months - Adults	0	2	0.0%	14.1%	15.4%
% of FP17s for the same patient ID Re-attending between 3 & 9 months - Children	318	484	65.7%	57.8%	60.1%
% of FP17s for the same patient ID Re-attending between 3 & 9 months - Adults	0	2	0.0%	56.5%	56.7%
% of FP17s for Band 1 Urgent Courses	7	442	1.6%	9.4%	9.1%
% of FP17s Relating to Free Repair or Replacements	0	442	0.0%	0.7%	0.7%
% of FP17s Relating to Continuations	5	442	1.1%	0.5%	0.6%
% of Patients satisfied with the dentistry they have received	0	0	N/A	94.8%	93.0%
% of Patients satisfied with the time they had to wait for an appointment	0	0	N/A	90.1%	87.5%

* This is based on patients treated on this contract for their most recent course of treatment. Figures in italics indicate the base number of FP17s or Patient Questionnaire responses are less than 100. N/A is shown where the base number of responses is less than 10 during the period. % is calculated as Quantity/Base number*100

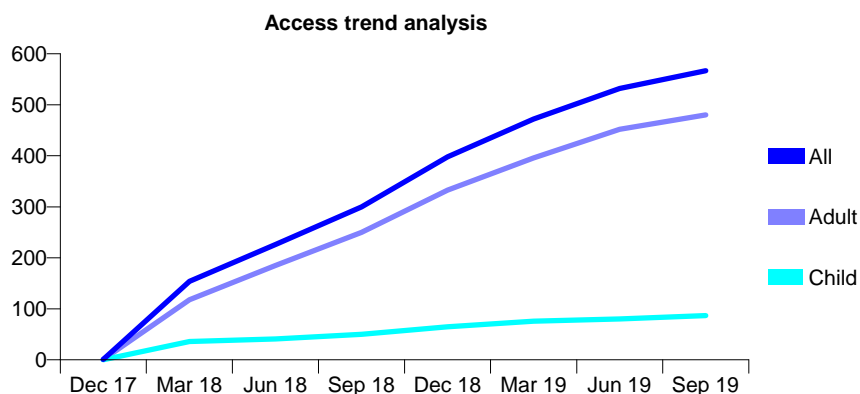
7A7 - Vital Signs At a Glance Contract Report for 100133/0000 - September 2019

Name or company name	Powys Local Health Board
Contract type name	Pilot Contract
Purpose of contract	General
Contract start date	01/05/2016
Contract end date	31/03/2020

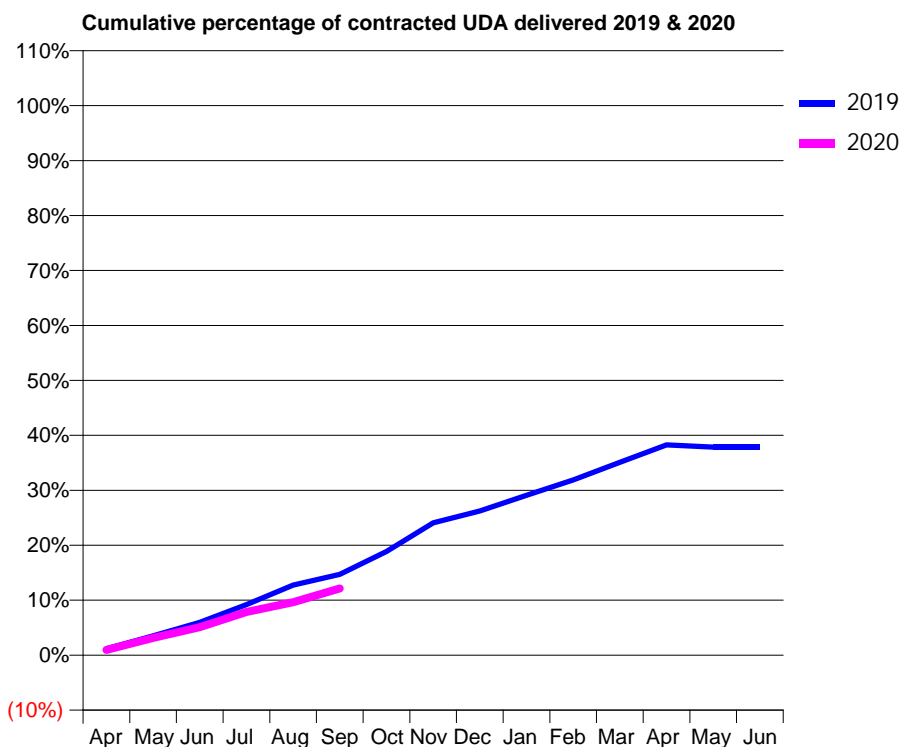
19/20 Contracted general activity (UDA)	5,850
Carry forward general activity (UDA)	0
19/20 Contracted orthodontic activity (UOA)	0
Carry forward orthodontic activity (UOA)	0
Baseline contract value	£0.00

ACCESS*

Patients seen in 24 months	Total	Change since previous quarter
Quarter ending September 2018	300	
Quarter ending December 2018	398	↑
Quarter ending March 2019	472	↑
Quarter ending June 2019	532	↑
Quarter ending September 2019	567	↑
Variance since September 2018	89.0%	↑



ACTIVITY



Month	Adjusted Scheduled Activity (UDA)	
	2019	2020
April	35	56
May	106	183
June	179	299
July	276	461
August	383	565
September	442	710
October	566	
November	723	
December	787	
January	872	
February	956	
March	1,053	
April	1,147	
May	1,135	
June	1,135	

QUALITY

	Quantity	Base Number	Contract	LHB	Wales
% of FP17s for the same patient ID Re-attending within 3 months - Children	10	65	15.4%	8.9%	10.7%
% of FP17s for the same patient ID Re-attending within 3 months - Adults	42	300	14.0%	13.3%	15.4%
% of FP17s for the same patient ID Re-attending between 3 & 9 months - Children	16	65	24.6%	51.1%	60.1%
% of FP17s for the same patient ID Re-attending between 3 & 9 months - Adults	88	300	29.3%	52.1%	56.7%
% of FP17s for Band 1 Urgent Courses	95	331	28.7%	11.1%	9.1%
% of FP17s Relating to Free Repair or Replacements	1	331	0.3%	0.5%	0.7%
% of FP17s Relating to Continuations	0	331	0.0%	0.8%	0.6%
% of Patients satisfied with the dentistry they have received	10	10	100.0%	94.3%	93.0%
% of Patients satisfied with the time they had to wait for an appointment	8	10	80.0%	84.9%	87.5%

* This is based on patients treated on this contract for their most recent course of treatment. Figures in italics indicate the base number of FP17s or Patient Questionnaire responses are less than 100. N/A is shown where the base number of responses is less than 10 during the period. % is calculated as Quantity/Base number*100

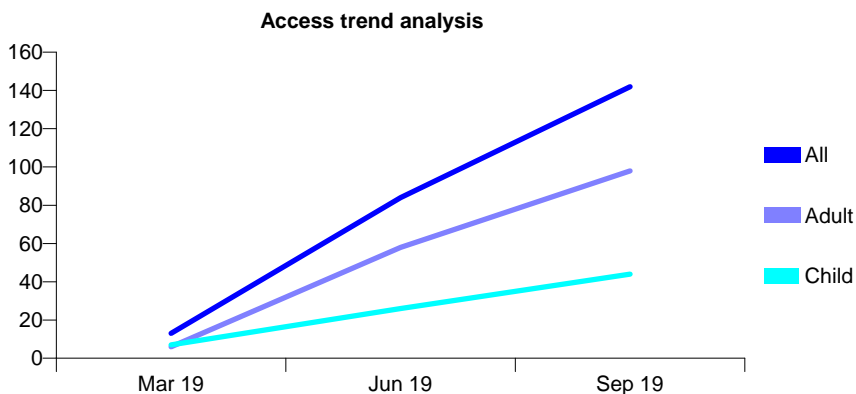
7A7 - Vital Signs At a Glance Contract Report for 100952/0000 - September 2019

Name or company name	T&C Ichim
Contract type name	PDS Contract
Purpose of contract	General
Contract start date	01/04/2018
Contract end date	31/03/2020

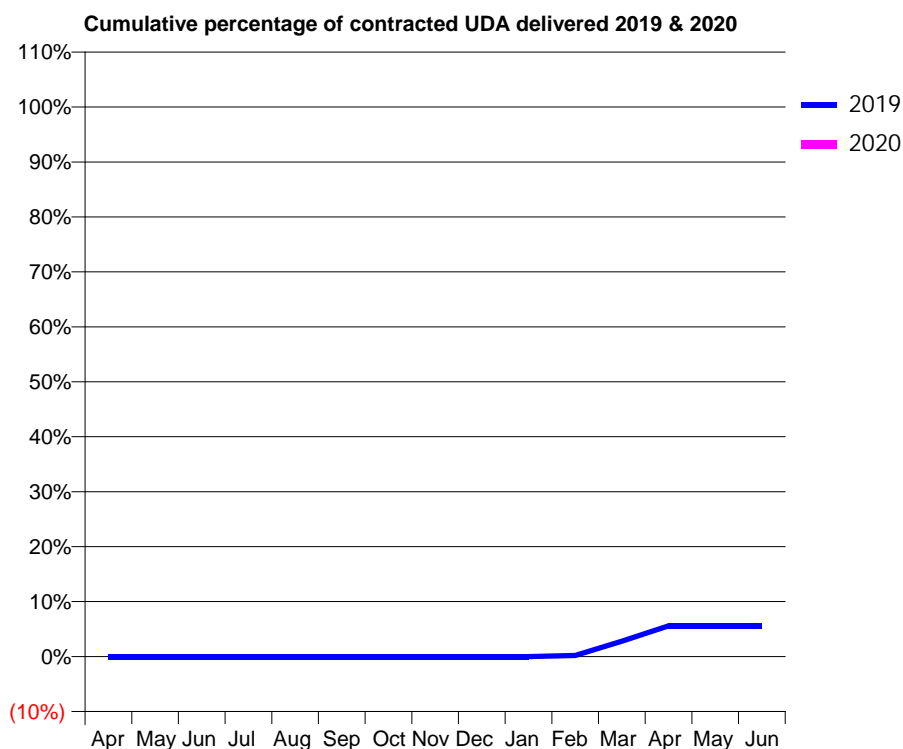
19/20 Contracted general activity (UDA)	500
Carry forward general activity (UDA)	472
19/20 Contracted orthodontic activity (UOA)	0
Carry forward orthodontic activity (UOA)	0
Baseline contract value	£15,414.50

ACCESS*

Patients seen in 24 months	Total	Change since previous quarter
Quarter ending September 2018	0	
Quarter ending December 2018	0	
Quarter ending March 2019	13	
Quarter ending June 2019	84	↑
Quarter ending September 2019	142	↑
Variance since September 2018	N/A	



ACTIVITY



Month	Adjusted Scheduled Activity (UDA)	
	2019	2020
April	0	-439
May	0	-404
June	0	-351
July	0	-252
August	0	-171
September	0	-106
October	0	
November	0	
December	0	
January	0	
February	1	
March	14	
April	28	
May	28	
June	28	

QUALITY

	Quantity	Base Number	Contract	LHB	Wales
% of FP17s for the same patient ID Re-attending within 3 months - Children	0	44	0.0%	8.9%	10.7%
% of FP17s for the same patient ID Re-attending within 3 months - Adults	0	111	0.0%	13.3%	15.4%
% of FP17s for the same patient ID Re-attending between 3 & 9 months - Children	0	44	0.0%	51.1%	60.1%
% of FP17s for the same patient ID Re-attending between 3 & 9 months - Adults	0	111	0.0%	52.1%	56.7%
% of FP17s for Band 1 Urgent Courses	17	152	11.2%	11.1%	9.1%
% of FP17s Relating to Free Repair or Replacements	0	152	0.0%	0.5%	0.7%
% of FP17s Relating to Continuations	0	152	0.0%	0.8%	0.6%
% of Patients satisfied with the dentistry they have received	0	0	N/A	94.3%	93.0%
% of Patients satisfied with the time they had to wait for an appointment	0	0	N/A	84.9%	87.5%

* This is based on patients treated on this contract for their most recent course of treatment. Figures in italics indicate the base number of FP17s or Patient Questionnaire responses are less than 100. N/A is shown where the base number of responses is less than 10 during the period. % is calculated as Quantity/Base number*100

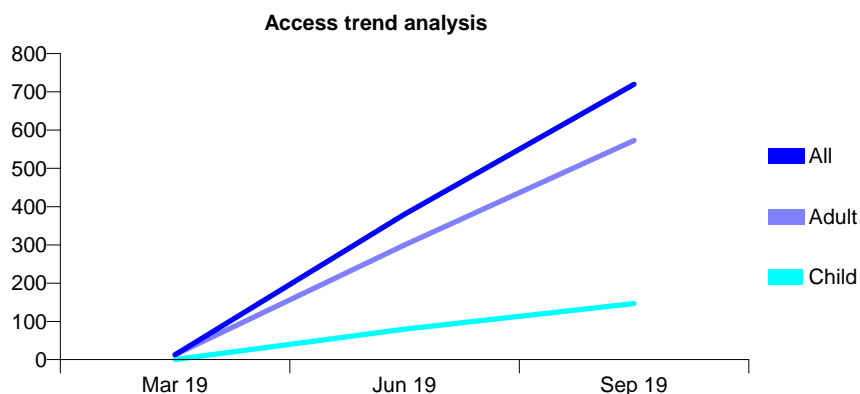
7A7 - Vital Signs At a Glance Contract Report for 101000/0000 - September 2019

Name or company name	PTHB Built Wells
Contract type name	GDS Contract
Purpose of contract	General
Contract start date	01/02/2019
Contract end date	

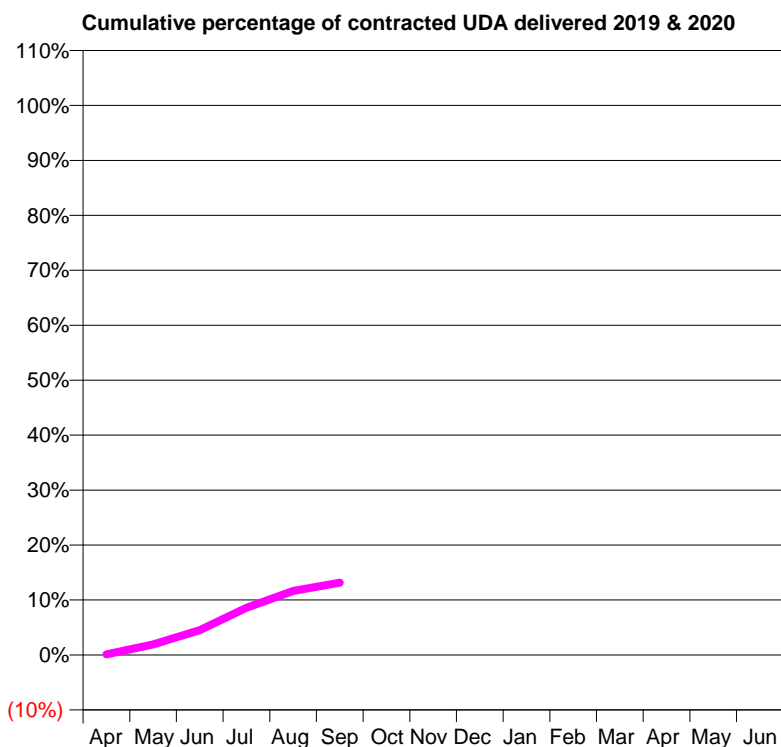
19/20 Contracted general activity (UDA)	12,000
Carry forward general activity (UDA)	0
19/20 Contracted orthodontic activity (UOA)	0
Carry forward orthodontic activity (UOA)	0
Baseline contract value	£0.00

ACCESS*

Patients seen in 24 months	Total	Change since previous quarter
Quarter ending September 2018	0	
Quarter ending December 2018	0	
Quarter ending March 2019	13	
Quarter ending June 2019	380	↑
Quarter ending September 2019	720	↑
Variance since September 2018	N/A	



ACTIVITY



Month	Adjusted Scheduled Activity (UDA)	
	2019	2020
April	0	14
May	0	231
June	0	539
July	0	1,034
August	0	1,398
September	0	1,579
October	0	
November	0	
December	0	
January	0	
February	0	
March	0	
April	22	
May	22	
June	53	

QUALITY

	Quantity	Base Number	Contract	LHB	Wales
% of FP17s for the same patient ID Re-attending within 3 months - Children	10	169	5.9%	8.9%	10.7%
% of FP17s for the same patient ID Re-attending within 3 months - Adults	38	706	5.4%	13.3%	15.4%
% of FP17s for the same patient ID Re-attending between 3 & 9 months - Children	1	169	0.6%	51.1%	60.1%
% of FP17s for the same patient ID Re-attending between 3 & 9 months - Adults	9	706	1.3%	52.1%	56.7%
% of FP17s for Band 1 Urgent Courses	345	826	41.8%	11.1%	9.1%
% of FP17s Relating to Free Repair or Replacements	1	826	0.1%	0.5%	0.7%
% of FP17s Relating to Continuations	2	826	0.2%	0.8%	0.6%
% of Patients satisfied with the dentistry they have received	7	7	N/A	94.3%	93.0%
% of Patients satisfied with the time they had to wait for an appointment	5	7	N/A	84.9%	87.5%

* This is based on patients treated on this contract for their most recent course of treatment.

Figures in italics indicate the base number of FP17s or Patient Questionnaire responses are less than 100. N/A is shown where the base number of responses is less than 10 during the period. % is calculated as Quantity/Base number*100

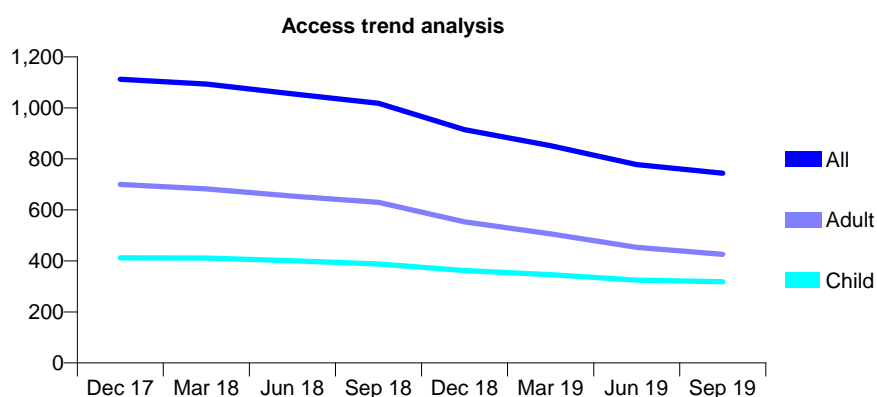
7A7 - Vital Signs At a Glance Contract Report for 108820/0001 - September 2019

Name or company name	The Severnside Limited Partnership
Contract type name	GDS Contract
Purpose of contract	General
Contract start date	27/10/2013
Contract end date	

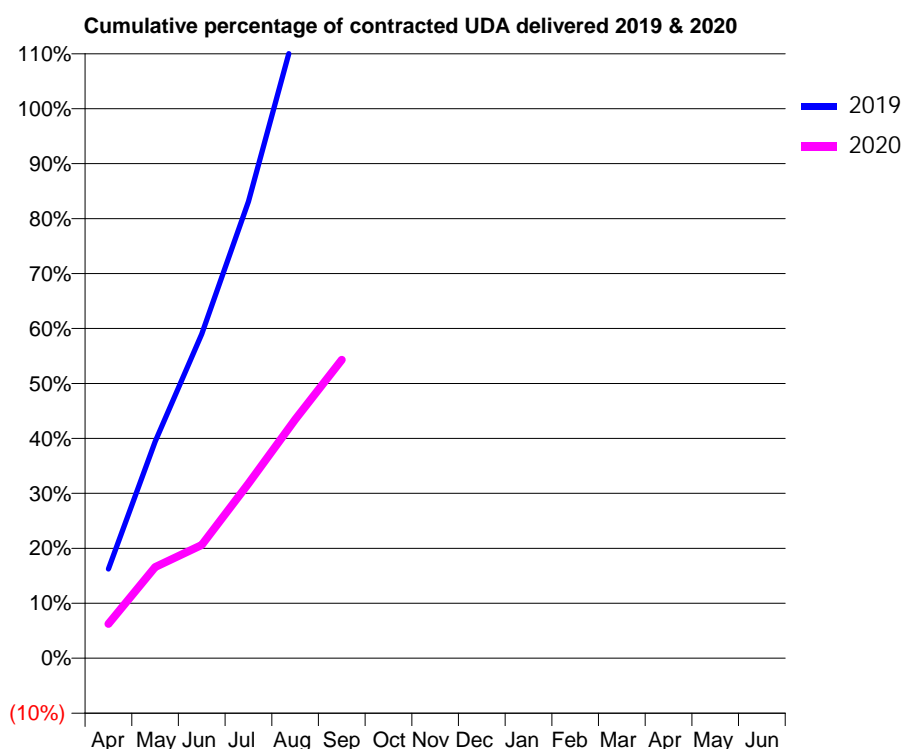
19/20 Contracted general activity (UDA)	1,268
Carry forward general activity (UDA)	0
19/20 Contracted orthodontic activity (UOA)	0
Carry forward orthodontic activity (UOA)	0
Baseline contract value	£37,356.45

ACCESS*

Patients seen in 24 months	Total	Change since previous quarter
Quarter ending September 2018	1,018	
Quarter ending December 2018	915	↓
Quarter ending March 2019	852	↓
Quarter ending June 2019	778	↓
Quarter ending September 2019	744	↓
Variance since September 2018	(26.9%)	↓



ACTIVITY



Adjusted Scheduled Activity (UDA)		
Month	2019	2020
April	206	79
May	500	210
June	748	261
July	1,054	403
August	1,448	551
September	1,528	688
October	1,593	
November	1,700	
December	1,779	
January	1,861	
February	1,995	
March	2,140	
April	2,184	
May	2,184	
June	2,184	

QUALITY

	Quantity	Base Number	Contract	LHB	Wales
% of FP17s for the same patient ID Re-attending within 3 months - Children	2	173	1.2%	8.9%	10.7%
% of FP17s for the same patient ID Re-attending within 3 months - Adults	14	187	7.5%	13.3%	15.4%
% of FP17s for the same patient ID Re-attending between 3 & 9 months - Children	66	173	38.2%	51.1%	60.1%
% of FP17s for the same patient ID Re-attending between 3 & 9 months - Adults	64	187	34.2%	52.1%	56.7%
% of FP17s for Band 1 Urgent Courses	7	336	2.1%	11.1%	9.1%
% of FP17s Relating to Free Repair or Replacements	0	336	0.0%	0.5%	0.7%
% of FP17s Relating to Continuations	5	336	1.5%	0.8%	0.6%
% of Patients satisfied with the dentistry they have received	3	3	N/A	94.3%	93.0%
% of Patients satisfied with the time they had to wait for an appointment	2	3	N/A	84.9%	87.5%

* This is based on patients treated on this contract for their most recent course of treatment.

Figures in italics indicate the base number of FP17s or Patient Questionnaire responses are less than 100. N/A is shown where the base number of responses is less than 10 during the period. % is calculated as Quantity/Base number*100

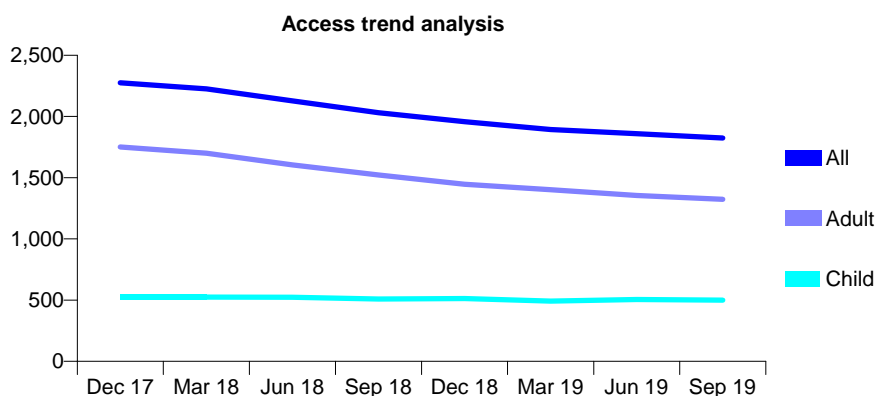
7A7 - Vital Signs At a Glance Contract Report for 11155/0001 - September 2019

Name or company name	Professor St John Crean, ME Northmore ar
Contract type name	GDS Contract
Purpose of contract	General
Contract start date	20/09/2013
Contract end date	

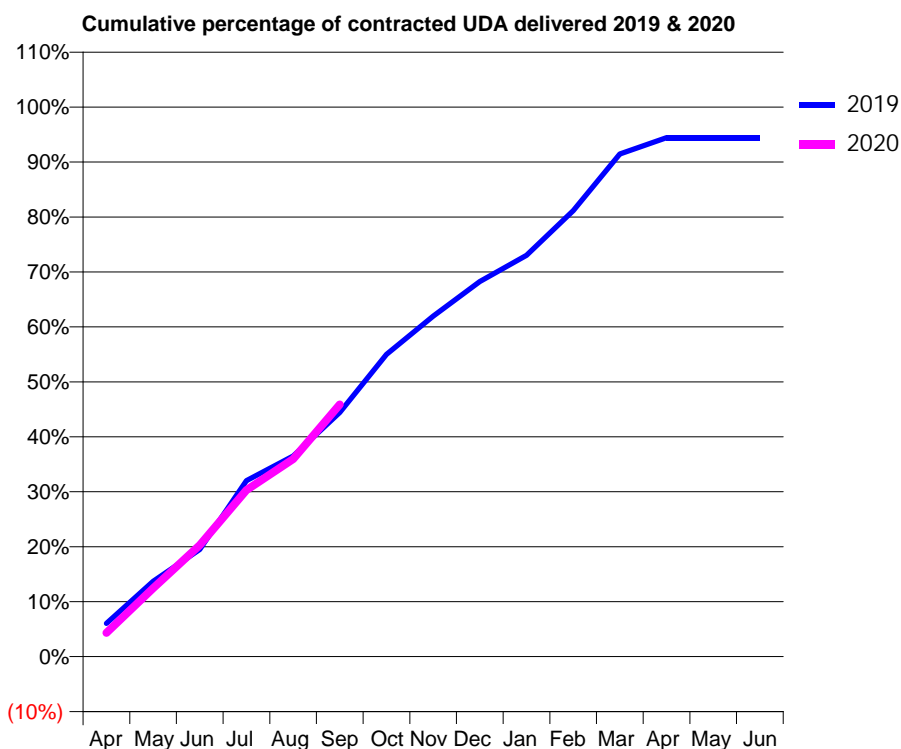
19/20 Contracted general activity (UDA)	6,730
Carry forward general activity (UDA)	0
19/20 Contracted orthodontic activity (UOA)	0
Carry forward orthodontic activity (UOA)	0
Baseline contract value	£155,577.41

ACCESS*

Patients seen in 24 months	Total	Change since previous quarter
Quarter ending September 2018	2,031	
Quarter ending December 2018	1,958	↓
Quarter ending March 2019	1,894	↓
Quarter ending June 2019	1,860	↓
Quarter ending September 2019	1,824	↓
Variance since September 2018	(10.2%)	↓



ACTIVITY



Month	Adjusted Scheduled Activity (UDA)	
	2019	2020
April	407	292
May	922	839
June	1,312	1,366
July	2,155	2,038
August	2,457	2,419
September	2,989	3,087
October	3,702	
November	4,170	
December	4,593	
January	4,914	
February	5,461	
March	6,154	
April	6,356	
May	6,356	
June	6,356	

QUALITY

	Quantity	Base Number	Contract	LHB	Wales
% of FP17s for the same patient ID Re-attending within 3 months - Children	35	448	7.8%	8.9%	10.7%
% of FP17s for the same patient ID Re-attending within 3 months - Adults	233	1,161	20.1%	13.3%	15.4%
% of FP17s for the same patient ID Re-attending between 3 & 9 months - Children	296	448	66.1%	51.1%	60.1%
% of FP17s for the same patient ID Re-attending between 3 & 9 months - Adults	719	1,161	61.9%	52.1%	56.7%
% of FP17s for Band 1 Urgent Courses	149	1,524	9.8%	11.1%	9.1%
% of FP17s Relating to Free Repair or Replacements	0	1,524	0.0%	0.5%	0.7%
% of FP17s Relating to Continuations	27	1,524	1.8%	0.8%	0.6%
% of Patients satisfied with the dentistry they have received	24	25	96.0%	94.3%	93.0%
% of Patients satisfied with the time they had to wait for an appointment	24	25	96.0%	84.9%	87.5%

* This is based on patients treated on this contract for their most recent course of treatment. Figures in italics indicate the base number of FP17s or Patient Questionnaire responses are less than 100. N/A is shown where the base number of responses is less than 10 during the period. % is calculated as Quantity/Base number*100

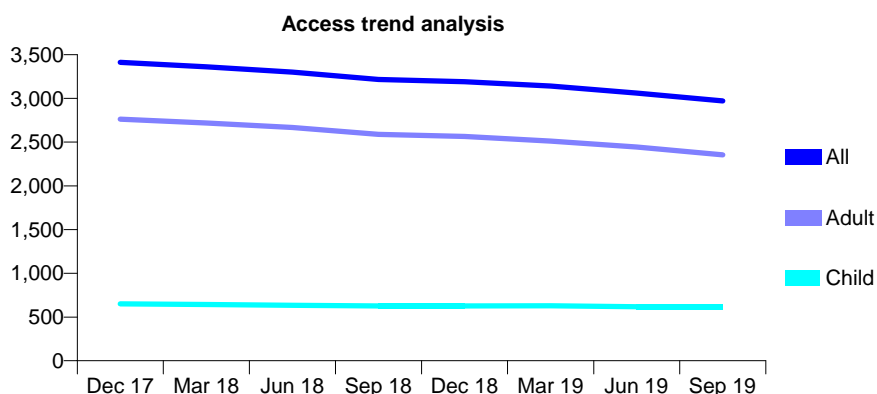
7A7 - Vital Signs At a Glance Contract Report for 116068/0001 - September 2019

Name or company name	River Wye Dental Practice Partnership
Contract type name	Pilot Contract
Purpose of contract	General
Contract start date	01/02/2014
Contract end date	

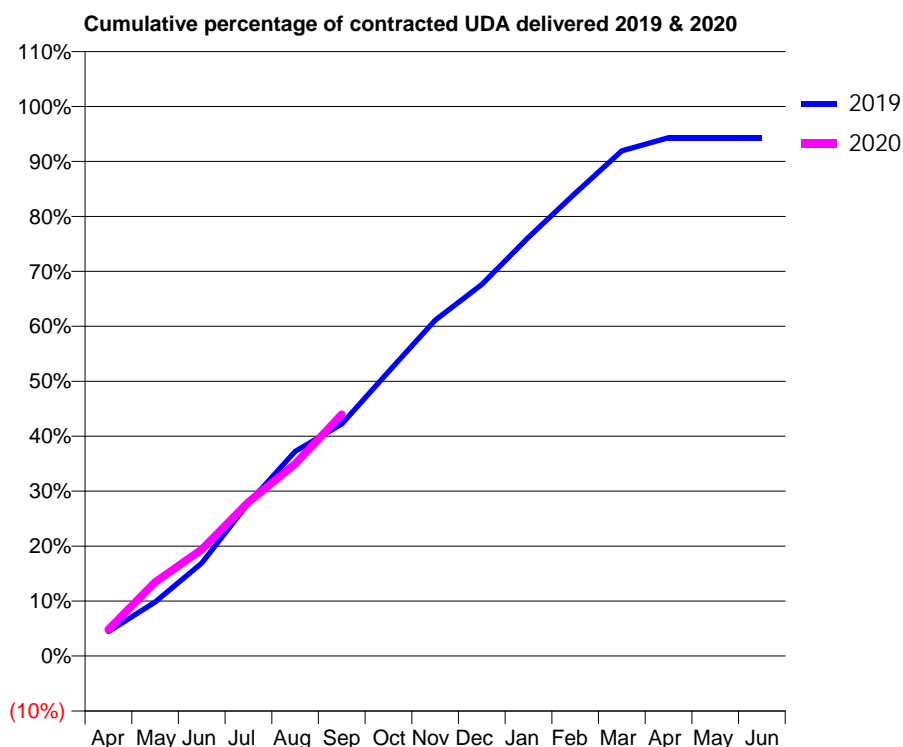
19/20 Contracted general activity (UDA)	7,907
Carry forward general activity (UDA)	0
19/20 Contracted orthodontic activity (UOA)	0
Carry forward orthodontic activity (UOA)	0
Baseline contract value	£228,237.53

ACCESS*

Patients seen in 24 months	Total	Change since previous quarter
Quarter ending September 2018	3,217	
Quarter ending December 2018	3,191	→
Quarter ending March 2019	3,141	↓
Quarter ending June 2019	3,061	↓
Quarter ending September 2019	2,971	↓
Variance since September 2018	(7.6%)	↓



ACTIVITY



Month	Adjusted Scheduled Activity (UDA)	
	2019	2020
April	390	381
May	865	1,061
June	1,485	1,533
July	2,445	2,216
August	3,271	2,763
September	3,708	3,476
October	4,545	
November	5,369	
December	5,940	
January	6,693	
February	7,395	
March	8,073	
April	8,286	
May	8,285	
June	8,285	

QUALITY

	Quantity	Base Number	Contract	LHB	Wales
% of FP17s for the same patient ID Re-attending within 3 months - Children	20	513	3.9%	8.9%	10.7%
% of FP17s for the same patient ID Re-attending within 3 months - Adults	182	1,890	9.6%	13.3%	15.4%
% of FP17s for the same patient ID Re-attending between 3 & 9 months - Children	367	513	71.5%	51.1%	60.1%
% of FP17s for the same patient ID Re-attending between 3 & 9 months - Adults	1,402	1,890	74.2%	52.1%	56.7%
% of FP17s for Band 1 Urgent Courses	168	2,284	7.4%	11.1%	9.1%
% of FP17s Relating to Free Repair or Replacements	2	2,284	0.1%	0.5%	0.7%
% of FP17s Relating to Continuations	12	2,284	0.5%	0.8%	0.6%
% of Patients satisfied with the dentistry they have received	23	23	100.0%	94.3%	93.0%
% of Patients satisfied with the time they had to wait for an appointment	22	23	95.7%	84.9%	87.5%

* This is based on patients treated on this contract for their most recent course of treatment. Figures in italics indicate the base number of FP17s or Patient Questionnaire responses are less than 100. N/A is shown where the base number of responses is less than 10 during the period. % is calculated as Quantity/Base number*100

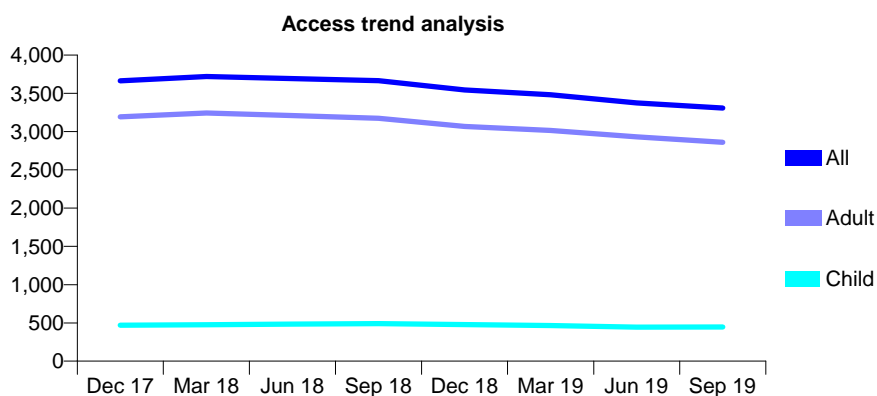
7A7 - Vital Signs At a Glance Contract Report for 126896/0001 - September 2019

Name or company name	H Sobhani & P Dusza/Llanidloes Dental Pra
Contract type name	GDS Contract
Purpose of contract	General
Contract start date	01/01/2009
Contract end date	

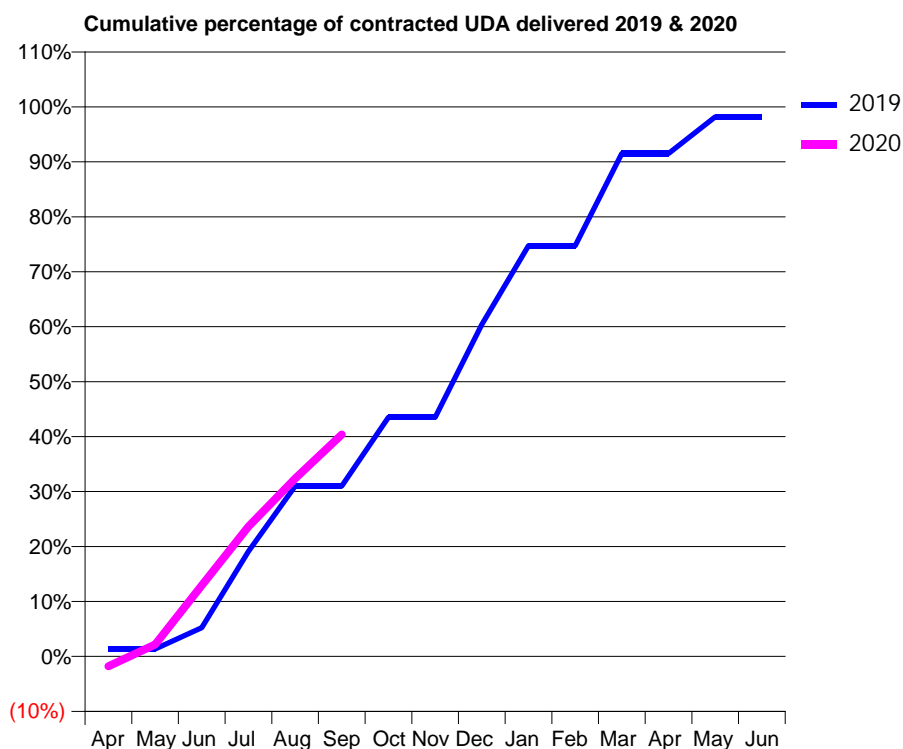
19/20 Contracted general activity (UDA)	15,000
Carry forward general activity (UDA)	270
19/20 Contracted orthodontic activity (UOA)	0
Carry forward orthodontic activity (UOA)	0
Baseline contract value	£444,818.98

ACCESS*

Patients seen in 24 months	Total	Change since previous quarter
Quarter ending September 2018	3,664	
Quarter ending December 2018	3,544	↓
Quarter ending March 2019	3,481	↓
Quarter ending June 2019	3,376	↓
Quarter ending September 2019	3,308	↓
Variance since September 2018	(9.7%)	↓



ACTIVITY



Month	2019	2020
April	206	-270
May	206	324
June	784	1,937
July	2,869	3,548
August	4,651	4,854
September	4,651	6,060
October	6,527	
November	6,527	
December	9,058	
January	11,212	
February	11,212	
March	13,729	
April	13,729	
May	14,730	
June	14,730	

QUALITY

	Quantity	Base Number	Contract	LHB	Wales
% of FP17s for the same patient ID Re-attending within 3 months - Children	8	310	2.6%	8.9%	10.7%
% of FP17s for the same patient ID Re-attending within 3 months - Adults	189	2,157	8.8%	13.3%	15.4%
% of FP17s for the same patient ID Re-attending between 3 & 9 months - Children	168	310	54.2%	51.1%	60.1%
% of FP17s for the same patient ID Re-attending between 3 & 9 months - Adults	1,423	2,157	66.0%	52.1%	56.7%
% of FP17s for Band 1 Urgent Courses	150	2,194	6.8%	11.1%	9.1%
% of FP17s Relating to Free Repair or Replacements	5	2,194	0.2%	0.5%	0.7%
% of FP17s Relating to Continuations	3	2,194	0.1%	0.8%	0.6%
% of Patients satisfied with the dentistry they have received	13	13	100.0%	94.3%	93.0%
% of Patients satisfied with the time they had to wait for an appointment	12	13	92.3%	84.9%	87.5%

* This is based on patients treated on this contract for their most recent course of treatment. Figures in italics indicate the base number of FP17s or Patient Questionnaire responses are less than 100. N/A is shown where the base number of responses is less than 10 during the period. % is calculated as Quantity/Base number*100

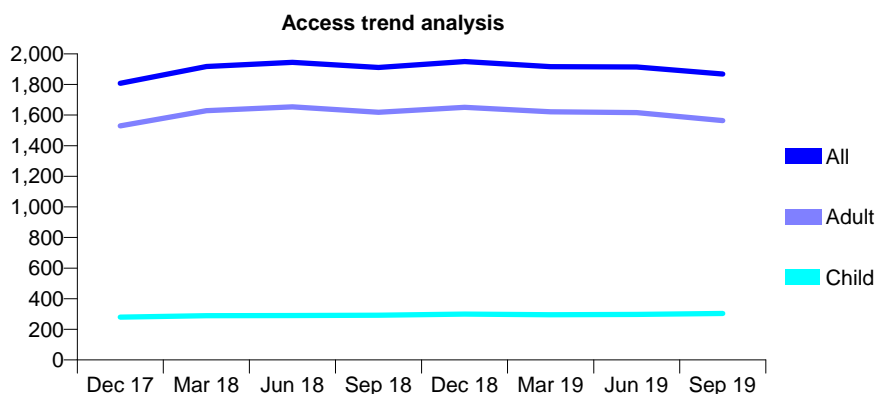
7A7 - Vital Signs At a Glance Contract Report for 128287/0001 - September 2019

Name or company name	AGS & P Powell-Main
Contract type name	GDS Contract
Purpose of contract	General
Contract start date	01/11/2006
Contract end date	

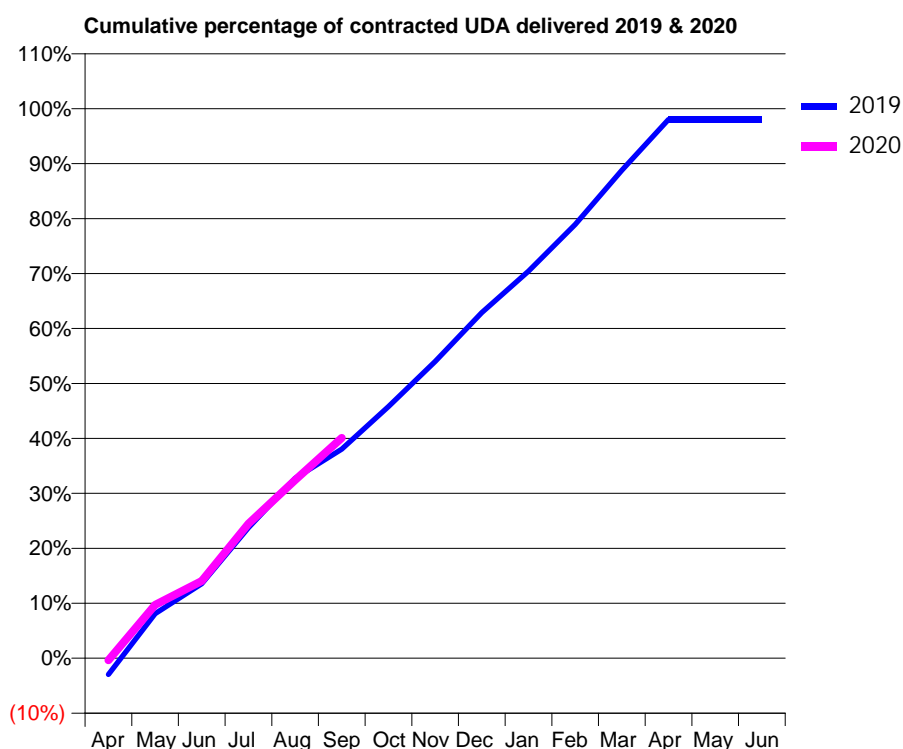
19/20 Contracted general activity (UDA)	6,672
Carry forward general activity (UDA)	130
19/20 Contracted orthodontic activity (UOA)	0
Carry forward orthodontic activity (UOA)	0
Baseline contract value	£177,062.97

ACCESS*

Patients seen in 24 months	Total	Change since previous quarter
Quarter ending September 2018	1,911	
Quarter ending December 2018	1,950	↑
Quarter ending March 2019	1,917	↓
Quarter ending June 2019	1,914	→
Quarter ending September 2019	1,868	↓
Variance since September 2018	(2.3%)	↓



ACTIVITY



Month	2019	2020
April	-198	-25
May	542	649
June	905	938
July	1,584	1,633
August	2,185	2,163
September	2,540	2,675
October	3,055	
November	3,603	
December	4,196	
January	4,700	
February	5,266	
March	5,924	
April	6,542	
May	6,542	
June	6,542	

QUALITY

	Quantity	Base Number	Contract	LHB	Wales
% of FP17s for the same patient ID Re-attending within 3 months - Children	47	318	14.8%	8.9%	10.7%
% of FP17s for the same patient ID Re-attending within 3 months - Adults	224	1,244	18.0%	13.3%	15.4%
% of FP17s for the same patient ID Re-attending between 3 & 9 months - Children	189	318	59.4%	51.1%	60.1%
% of FP17s for the same patient ID Re-attending between 3 & 9 months - Adults	728	1,244	58.5%	52.1%	56.7%
% of FP17s for Band 1 Urgent Courses	114	1,342	8.5%	11.1%	9.1%
% of FP17s Relating to Free Repair or Replacements	26	1,342	1.9%	0.5%	0.7%
% of FP17s Relating to Continuations	18	1,342	1.3%	0.8%	0.6%
% of Patients satisfied with the dentistry they have received	14	14	100.0%	94.3%	93.0%
% of Patients satisfied with the time they had to wait for an appointment	13	14	92.9%	84.9%	87.5%

* This is based on patients treated on this contract for their most recent course of treatment.

Figures in italics indicate the base number of FP17s or Patient Questionnaire responses are less than 100. N/A is shown where the base number of responses is less than 10 during the period. % is calculated as Quantity/Base number*100

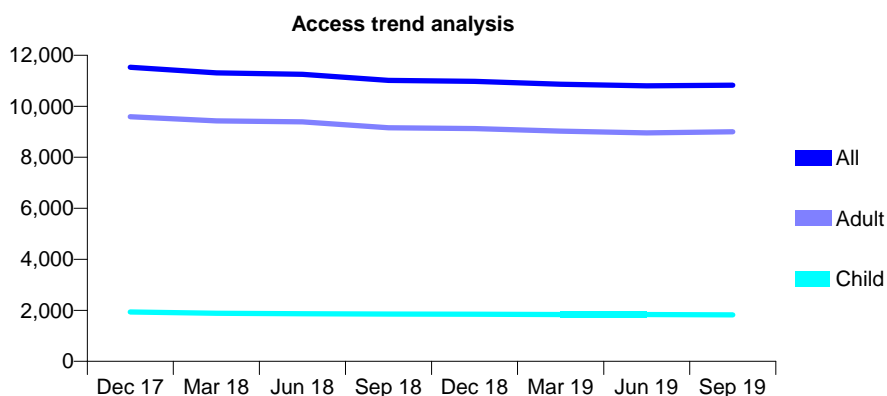
7A7 - Vital Signs At a Glance Contract Report for 131431/0001 - September 2019

Name or company name	Severn Street Dental Practice
Contract type name	GDS Contract
Purpose of contract	General
Contract start date	01/04/2006
Contract end date	

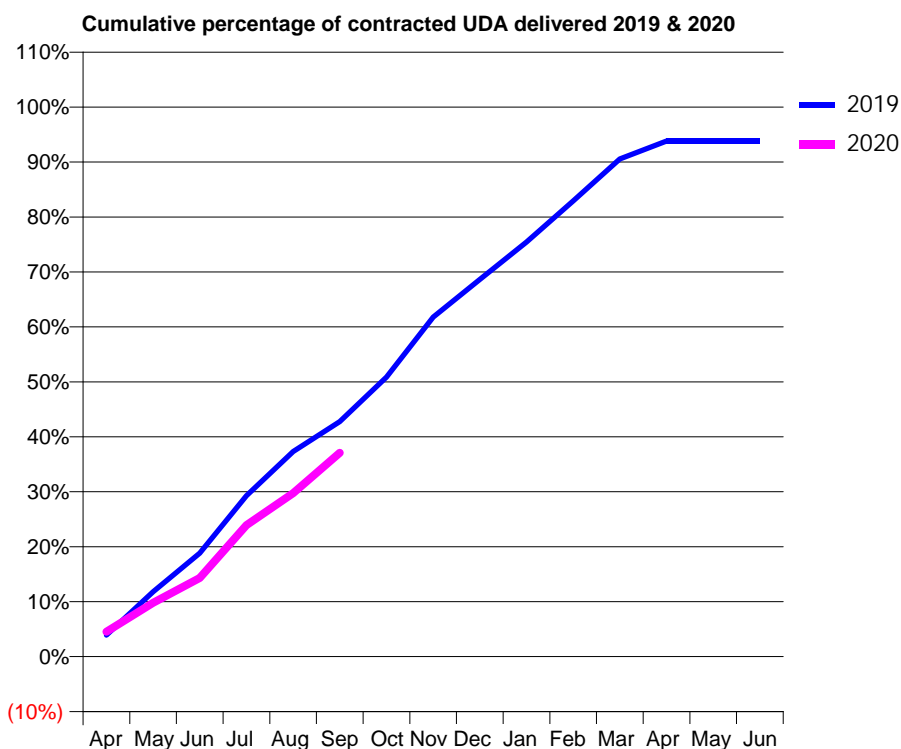
19/20 Contracted general activity (UDA)	33,000
Carry forward general activity (UDA)	0
19/20 Contracted orthodontic activity (UOA)	0
Carry forward orthodontic activity (UOA)	0
Baseline contract value	£872,695.48

ACCESS*

Patients seen in 24 months	Total	Change since previous quarter
Quarter ending September 2018	11,012	
Quarter ending December 2018	10,978	→
Quarter ending March 2019	10,862	↓
Quarter ending June 2019	10,799	→
Quarter ending September 2019	10,827	→
Variance since September 2018	(1.7%)	↓



ACTIVITY



Month	Adjusted Scheduled Activity (UDA)	
	2019	2020
April	1,297	1,490
May	3,892	3,240
June	6,211	4,719
July	9,660	7,889
August	12,321	9,818
September	14,112	12,238
October	16,780	
November	20,390	
December	22,646	
January	24,894	
February	27,367	
March	29,881	
April	30,958	
May	30,958	
June	30,958	

QUALITY

	Quantity	Base Number	Contract	LHB	Wales
% of FP17s for the same patient ID Re-attending within 3 months - Children	66	1,410	4.7%	8.9%	10.7%
% of FP17s for the same patient ID Re-attending within 3 months - Adults	726	6,069	12.0%	13.3%	15.4%
% of FP17s for the same patient ID Re-attending between 3 & 9 months - Children	785	1,410	55.7%	51.1%	60.1%
% of FP17s for the same patient ID Re-attending between 3 & 9 months - Adults	2,734	6,069	45.0%	52.1%	56.7%
% of FP17s for Band 1 Urgent Courses	705	6,987	10.1%	11.1%	9.1%
% of FP17s Relating to Free Repair or Replacements	25	6,987	0.4%	0.5%	0.7%
% of FP17s Relating to Continuations	53	6,987	0.8%	0.8%	0.6%
% of Patients satisfied with the dentistry they have received	94	103	91.3%	94.3%	93.0%
% of Patients satisfied with the time they had to wait for an appointment	85	103	82.5%	84.9%	87.5%

* This is based on patients treated on this contract for their most recent course of treatment. Figures in italics indicate the base number of FP17s or Patient Questionnaire responses are less than 100. N/A is shown where the base number of responses is less than 10 during the period. % is calculated as Quantity/Base number*100

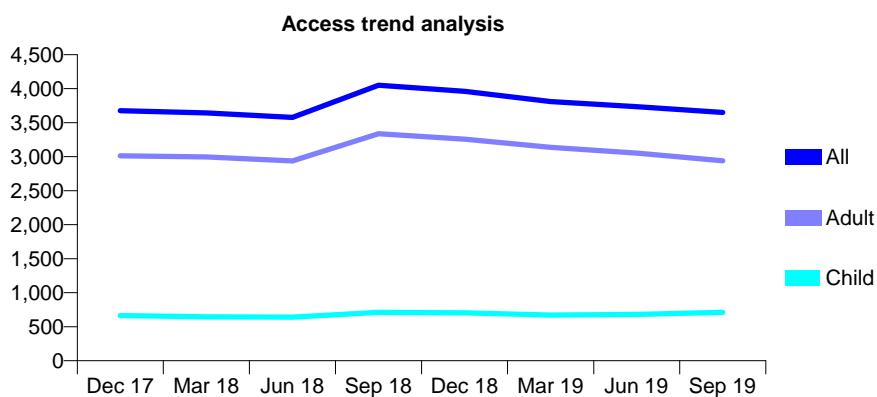
7A7 - Vital Signs At a Glance Contract Report for 140961/0001 - September 2019

Name or company name	Integrated Dental Holdings
Contract type name	GDS Contract
Purpose of contract	General
Contract start date	01/09/2008
Contract end date	

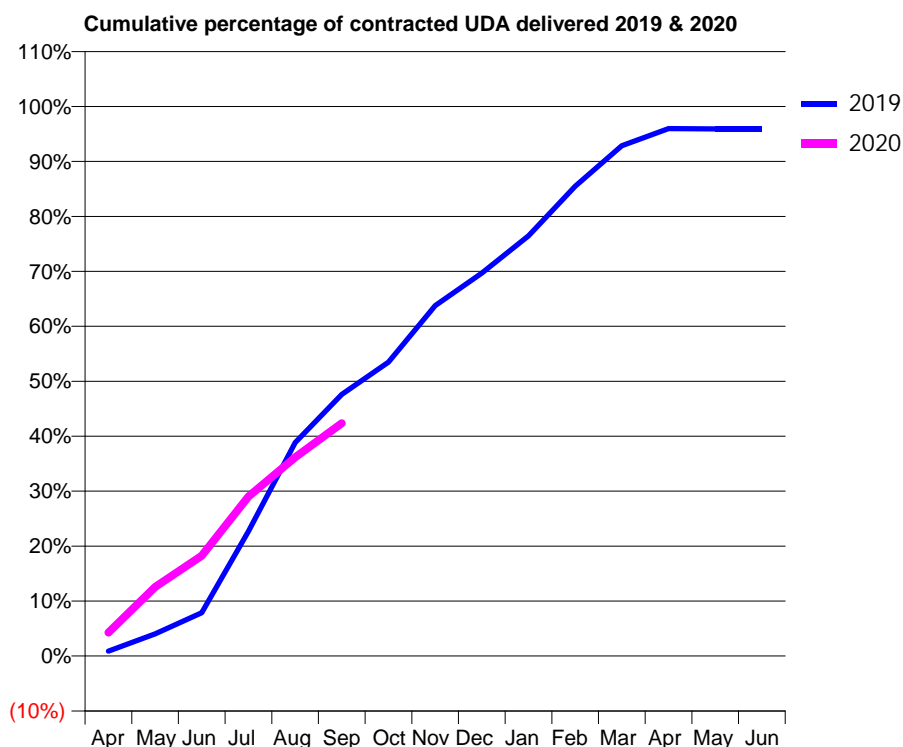
19/20 Contracted general activity (UDA)	12,000
Carry forward general activity (UDA)	0
19/20 Contracted orthodontic activity (UOA)	0
Carry forward orthodontic activity (UOA)	0
Baseline contract value	£313,361.31

ACCESS*

Patients seen in 24 months	Total	Change since previous quarter
Quarter ending September 2018	4,050	
Quarter ending December 2018	3,962	↓
Quarter ending March 2019	3,810	↓
Quarter ending June 2019	3,734	↓
Quarter ending September 2019	3,650	↓
Variance since September 2018	(9.9%)	↓



ACTIVITY



Month	Adjusted Scheduled Activity (UDA)	
	2019	2020
April	106	511
May	484	1,511
June	944	2,190
July	2,724	3,483
August	4,660	4,338
September	5,713	5,084
October	6,418	
November	7,653	
December	8,361	
January	9,175	
February	10,258	
March	11,144	
April	11,515	
May	11,511	
June	11,510	

QUALITY

	Quantity	Base Number	Contract	LHB	Wales
% of FP17s for the same patient ID Re-attending within 3 months - Children	24	527	4.6%	8.9%	10.7%
% of FP17s for the same patient ID Re-attending within 3 months - Adults	192	2,198	8.7%	13.3%	15.4%
% of FP17s for the same patient ID Re-attending between 3 & 9 months - Children	308	527	58.4%	51.1%	60.1%
% of FP17s for the same patient ID Re-attending between 3 & 9 months - Adults	1,524	2,198	69.3%	52.1%	56.7%
% of FP17s for Band 1 Urgent Courses	58	2,550	2.3%	11.1%	9.1%
% of FP17s Relating to Free Repair or Replacements	25	2,550	1.0%	0.5%	0.7%
% of FP17s Relating to Continuations	19	2,550	0.7%	0.8%	0.6%
% of Patients satisfied with the dentistry they have received	51	55	92.7%	94.3%	93.0%
% of Patients satisfied with the time they had to wait for an appointment	47	55	85.5%	84.9%	87.5%

* This is based on patients treated on this contract for their most recent course of treatment. Figures in italics indicate the base number of FP17s or Patient Questionnaire responses are less than 100. N/A is shown where the base number of responses is less than 10 during the period. % is calculated as Quantity/Base number*100

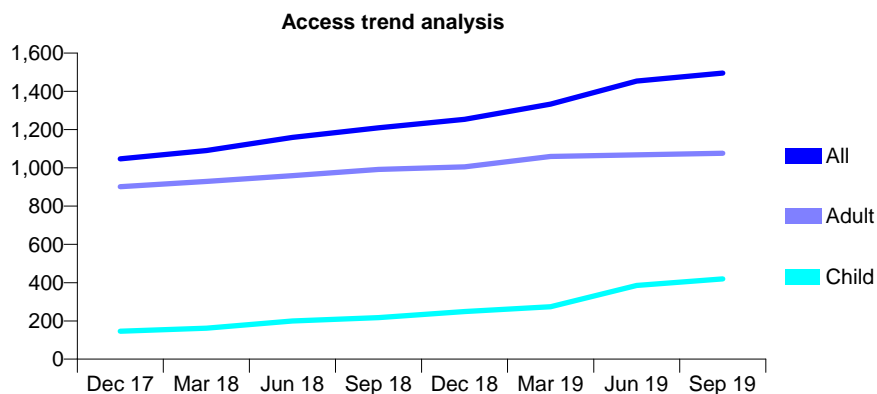
7A7 - Vital Signs At a Glance Contract Report for 154431/0001 - September 2019

Name or company name	Powys Local Health Board
Contract type name	PDS Contract
Purpose of contract	General
Contract start date	01/09/2010
Contract end date	31/08/2020

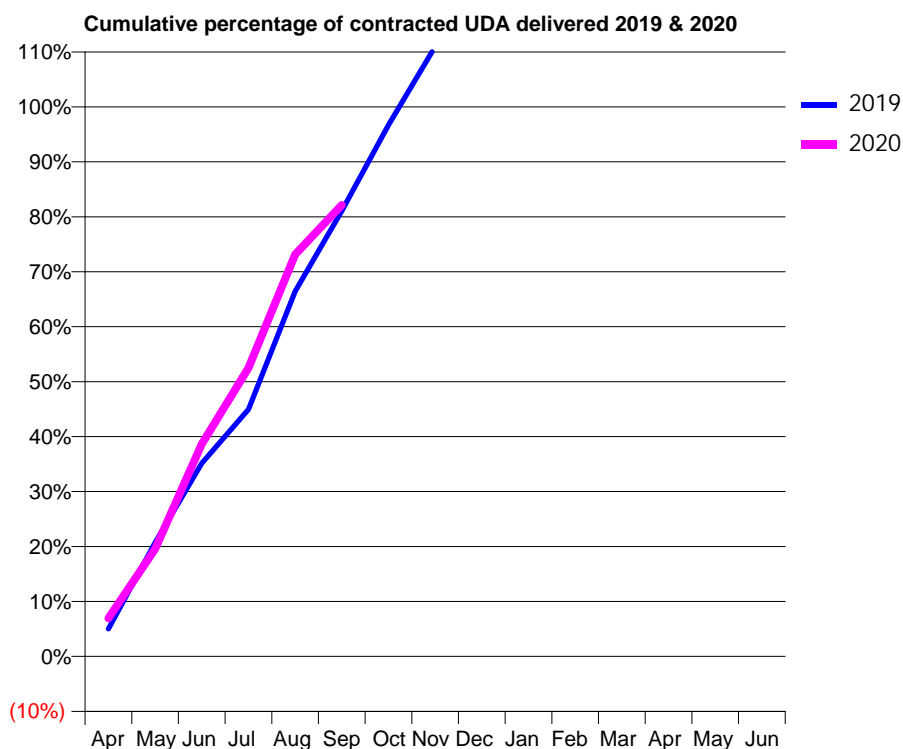
19/20 Contracted general activity (UDA)	1,600
Carry forward general activity (UDA)	0
19/20 Contracted orthodontic activity (UOA)	0
Carry forward orthodontic activity (UOA)	0
Baseline contract value	£0.00

ACCESS*

Patients seen in 24 months	Total	Change since previous quarter
Quarter ending September 2018	1,209	
Quarter ending December 2018	1,254	↑
Quarter ending March 2019	1,333	↑
Quarter ending June 2019	1,453	↑
Quarter ending September 2019	1,495	↑
Variance since September 2018	23.7%	↑



ACTIVITY



Month	Adjusted Scheduled Activity (UDA)	
	2019	2020
April	80	111
May	332	313
June	562	618
July	719	840
August	1,063	1,171
September	1,297	1,314
October	1,547	
November	1,776	
December	2,009	
January	2,152	
February	2,453	
March	2,742	
April	2,880	
May	2,880	
June	2,880	

QUALITY

	Quantity	Base Number	Contract	LHB	Wales
% of FP17s for the same patient ID Re-attending within 3 months - Children	13	327	4.0%	8.9%	10.7%
% of FP17s for the same patient ID Re-attending within 3 months - Adults	70	531	13.2%	13.3%	15.4%
% of FP17s for the same patient ID Re-attending between 3 & 9 months - Children	39	327	11.9%	51.1%	60.1%
% of FP17s for the same patient ID Re-attending between 3 & 9 months - Adults	116	531	21.8%	52.1%	56.7%
% of FP17s for Band 1 Urgent Courses	206	752	27.4%	11.1%	9.1%
% of FP17s Relating to Free Repair or Replacements	2	752	0.3%	0.5%	0.7%
% of FP17s Relating to Continuations	0	752	0.0%	0.8%	0.6%
% of Patients satisfied with the dentistry they have received	4	4	N/A	94.3%	93.0%
% of Patients satisfied with the time they had to wait for an appointment	3	4	N/A	84.9%	87.5%

* This is based on patients treated on this contract for their most recent course of treatment. Figures in italics indicate the base number of FP17s or Patient Questionnaire responses are less than 100. N/A is shown where the base number of responses is less than 10 during the period. % is calculated as Quantity/Base number*100

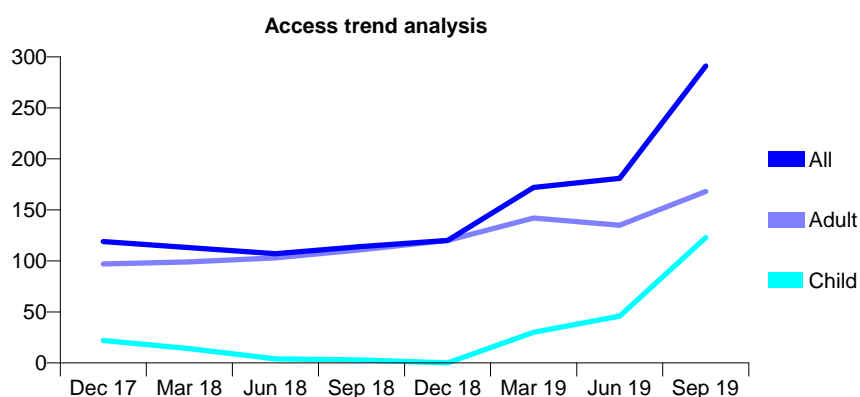
7A7 - Vital Signs At a Glance Contract Report for 154431/0002 - September 2019

Name or company name	Powys Local Health Board
Contract type name	PDS Contract
Purpose of contract	General
Contract start date	01/08/2011
Contract end date	31/07/2021

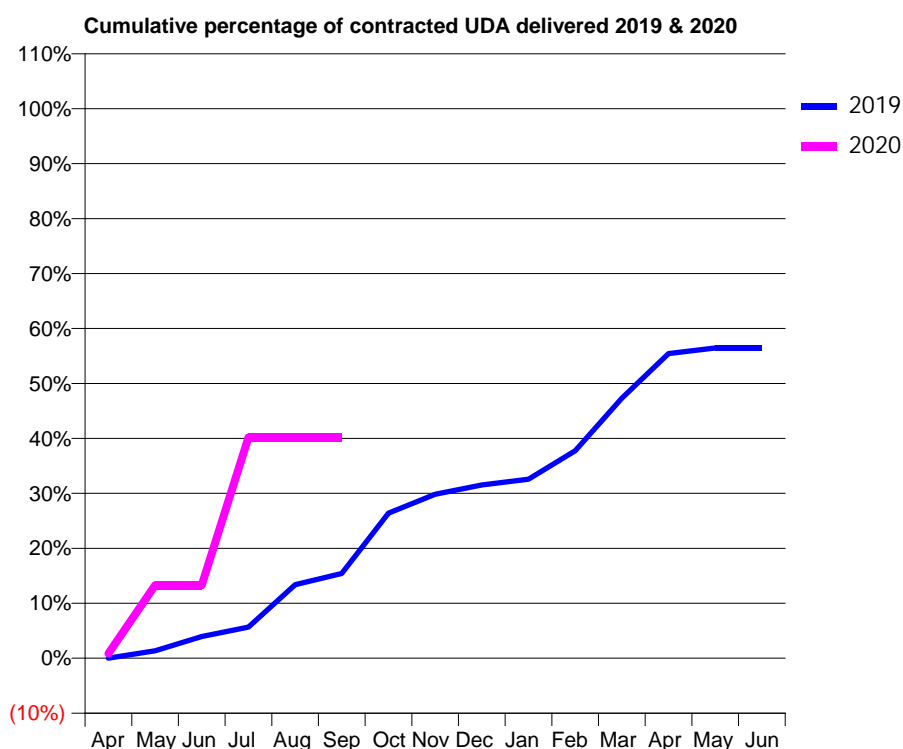
19/20 Contracted general activity (UDA)	350
Carry forward general activity (UDA)	0
19/20 Contracted orthodontic activity (UOA)	0
Carry forward orthodontic activity (UOA)	0
Baseline contract value	£0.00

ACCESS*

Patients seen in 24 months	Total	Change since previous quarter
Quarter ending September 2018	114	
Quarter ending December 2018	120	↑
Quarter ending March 2019	172	↑
Quarter ending June 2019	181	↑
Quarter ending September 2019	291	↑
Variance since September 2018	155.3%	↑



ACTIVITY



Month	Adjusted Scheduled Activity (UDA)	
	2019	2020
April	0	3
May	5	47
June	14	47
July	20	141
August	47	141
September	54	141
October	92	
November	104	
December	110	
January	114	
February	132	
March	166	
April	194	
May	198	
June	198	

QUALITY

	Quantity	Base Number	Contract	LHB	Wales
% of FP17s for the same patient ID Re-attending within 3 months - Children	3	77	3.9%	8.9%	10.7%
% of FP17s for the same patient ID Re-attending within 3 months - Adults	1	53	1.9%	13.3%	15.4%
% of FP17s for the same patient ID Re-attending between 3 & 9 months - Children	0	77	0.0%	51.1%	60.1%
% of FP17s for the same patient ID Re-attending between 3 & 9 months - Adults	1	53	1.9%	52.1%	56.7%
% of FP17s for Band 1 Urgent Courses	33	102	32.4%	11.1%	9.1%
% of FP17s Relating to Free Repair or Replacements	0	102	0.0%	0.5%	0.7%
% of FP17s Relating to Continuations	0	102	0.0%	0.8%	0.6%
% of Patients satisfied with the dentistry they have received	0	1	N/A	94.3%	93.0%
% of Patients satisfied with the time they had to wait for an appointment	1	1	N/A	84.9%	87.5%

* This is based on patients treated on this contract for their most recent course of treatment.

Figures in italics indicate the base number of FP17s or Patient Questionnaire responses are less than 100. N/A is shown where the base number of responses is less than 10 during the period. % is calculated as Quantity/Base number*100

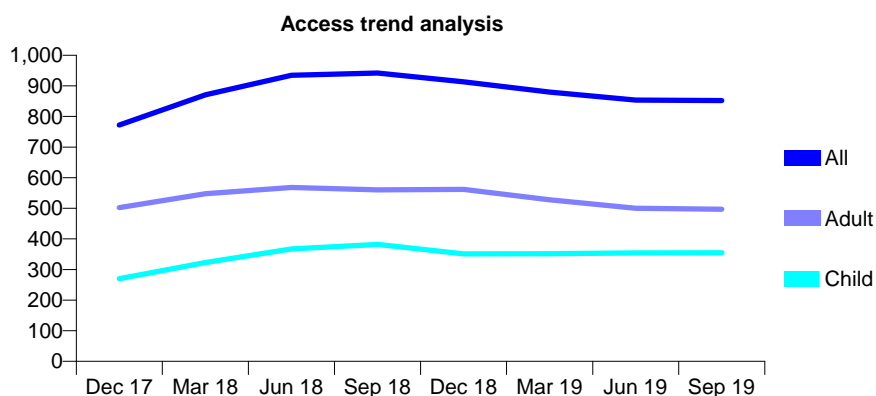
7A7 - Vital Signs At a Glance Contract Report for 154431/0003 - September 2019

Name or company name	Powys Local Health Board
Contract type name	PDS Contract
Purpose of contract	General
Contract start date	01/08/2011
Contract end date	31/07/2021

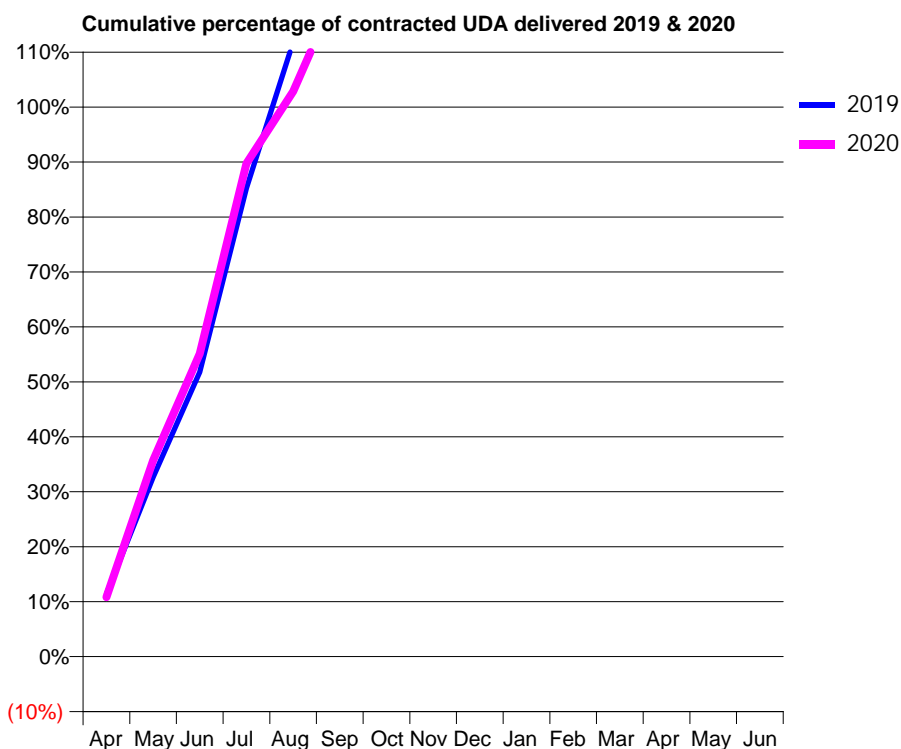
19/20 Contracted general activity (UDA)	700
Carry forward general activity (UDA)	0
19/20 Contracted orthodontic activity (UOA)	0
Carry forward orthodontic activity (UOA)	0
Baseline contract value	£0.00

ACCESS*

Patients seen in 24 months	Total	Change since previous quarter
Quarter ending September 2018	942	
Quarter ending December 2018	913	↓
Quarter ending March 2019	880	↓
Quarter ending June 2019	854	↓
Quarter ending September 2019	852	→
Variance since September 2018	(9.6%)	↓



ACTIVITY



Month	Adjusted Scheduled Activity (UDA)	
	2019	2020
April	80	76
May	229	250
June	362	386
July	597	628
August	783	720
September	900	854
October	1,056	
November	1,175	
December	1,337	
January	1,515	
February	1,594	
March	1,824	
April	1,925	
May	1,925	
June	1,915	

QUALITY

	Quantity	Base Number	Contract	LHB	Wales
% of FP17s for the same patient ID Re-attending within 3 months - Children	18	177	10.2%	8.9%	10.7%
% of FP17s for the same patient ID Re-attending within 3 months - Adults	44	279	15.8%	13.3%	15.4%
% of FP17s for the same patient ID Re-attending between 3 & 9 months - Children	25	177	14.1%	51.1%	60.1%
% of FP17s for the same patient ID Re-attending between 3 & 9 months - Adults	85	279	30.5%	52.1%	56.7%
% of FP17s for Band 1 Urgent Courses	112	409	27.4%	11.1%	9.1%
% of FP17s Relating to Free Repair or Replacements	4	409	1.0%	0.5%	0.7%
% of FP17s Relating to Continuations	1	409	0.2%	0.8%	0.6%
% of Patients satisfied with the dentistry they have received	2	3	N/A	94.3%	93.0%
% of Patients satisfied with the time they had to wait for an appointment	3	3	N/A	84.9%	87.5%

* This is based on patients treated on this contract for their most recent course of treatment. Figures in italics indicate the base number of FP17s or Patient Questionnaire responses are less than 100. N/A is shown where the base number of responses is less than 10 during the period. % is calculated as Quantity/Base number*100

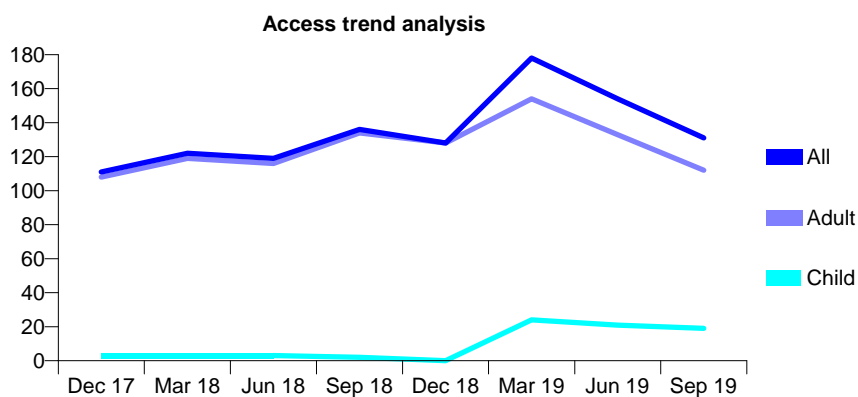
7A7 - Vital Signs At a Glance Contract Report for 154431/0004 - September 2019

Name or company name	Powys Local Health Board
Contract type name	GDS Contract
Purpose of contract	General
Contract start date	24/10/2011
Contract end date	

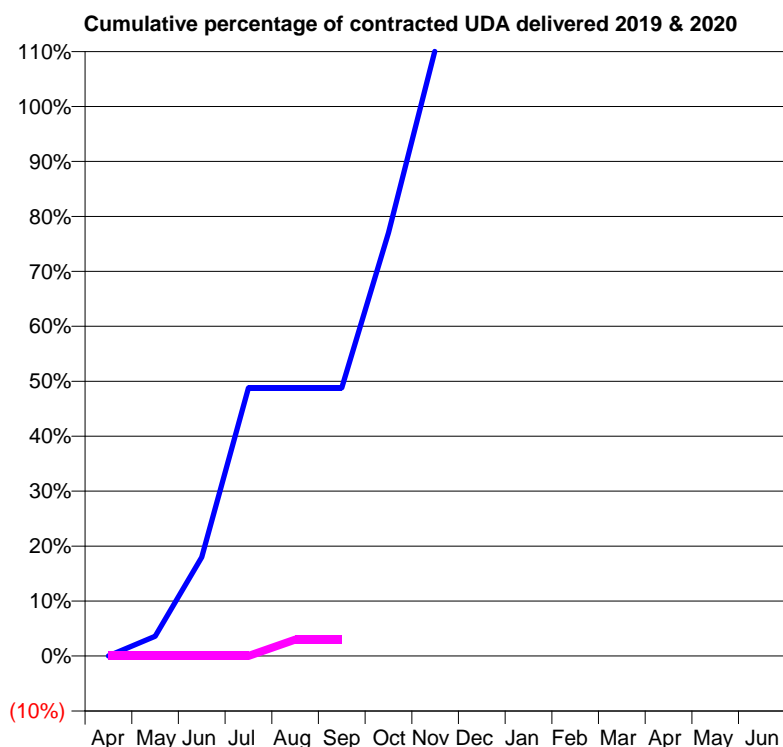
19/20 Contracted general activity (UDA)	100
Carry forward general activity (UDA)	0
19/20 Contracted orthodontic activity (UOA)	0
Carry forward orthodontic activity (UOA)	0
Baseline contract value	£0.00

ACCESS*

Patients seen in 24 months	Total	Change since previous quarter
Quarter ending September 2018	136	
Quarter ending December 2018	128	↓
Quarter ending March 2019	178	↑
Quarter ending June 2019	154	↓
Quarter ending September 2019	131	↓
Variance since September 2018	(3.7%)	↓



ACTIVITY



Month	Adjusted Scheduled Activity (UDA)	
	2019	2020
April	0	0
May	4	0
June	18	0
July	49	0
August	49	3
September	49	3
October	77	
November	110	
December	110	
January	153	
February	185	
March	191	
April	209	
May	209	
June	209	

QUALITY

	Quantity	Base Number	Contract	LHB	Wales
% of FP17s for the same patient ID Re-attending within 3 months - Children	0	5	0.0%	8.9%	10.7%
% of FP17s for the same patient ID Re-attending within 3 months - Adults	0	15	0.0%	13.3%	15.4%
% of FP17s for the same patient ID Re-attending between 3 & 9 months - Children	0	5	0.0%	51.1%	60.1%
% of FP17s for the same patient ID Re-attending between 3 & 9 months - Adults	0	15	0.0%	52.1%	56.7%
% of FP17s for Band 1 Urgent Courses	1	2	50.0%	11.1%	9.1%
% of FP17s Relating to Free Repair or Replacements	0	2	0.0%	0.5%	0.7%
% of FP17s Relating to Continuations	0	2	0.0%	0.8%	0.6%
% of Patients satisfied with the dentistry they have received	0	0	N/A	94.3%	93.0%
% of Patients satisfied with the time they had to wait for an appointment	0	0	N/A	84.9%	87.5%

* This is based on patients treated on this contract for their most recent course of treatment. Figures in italics indicate the base number of FP17s or Patient Questionnaire responses are less than 100. N/A is shown where the base number of responses is less than 10 during the period. % is calculated as Quantity/Base number*100

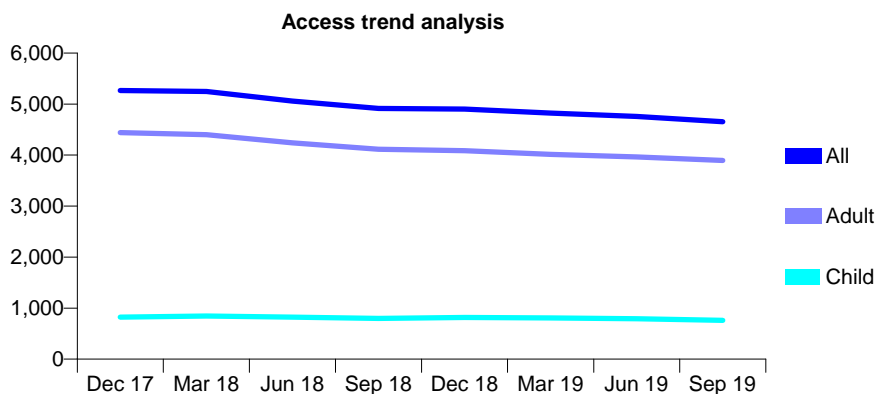
7A7 - Vital Signs At a Glance Contract Report for 158194/0004 - September 2019

Name or company name	Denticare Ltd
Contract type name	GDS Contract
Purpose of contract	General
Contract start date	01/04/2006
Contract end date	

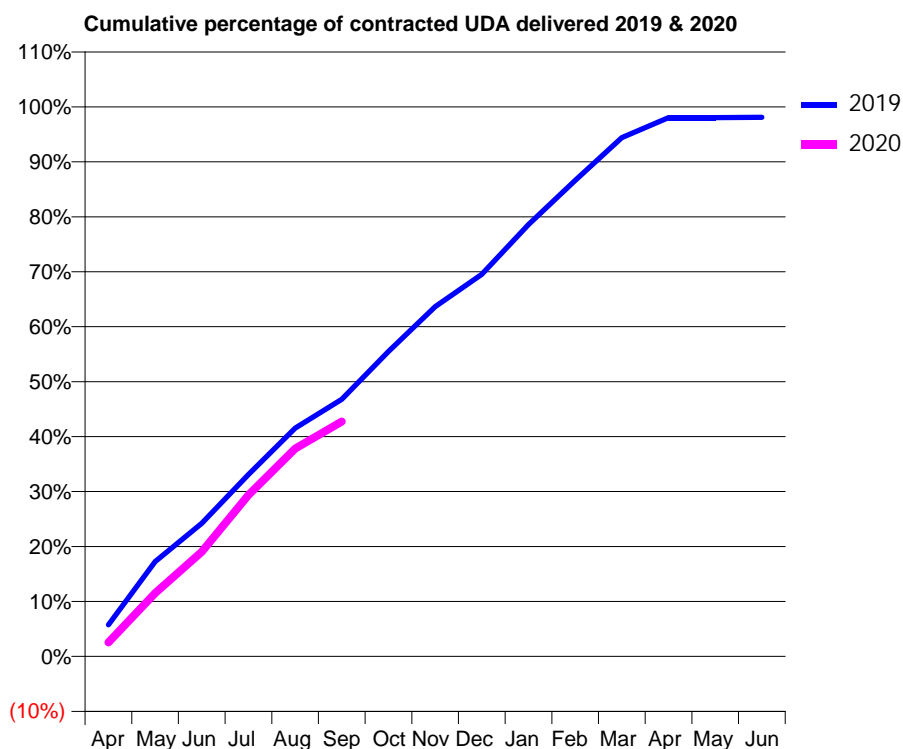
19/20 Contracted general activity (UDA)	12,000
Carry forward general activity (UDA)	228
19/20 Contracted orthodontic activity (UOA)	0
Carry forward orthodontic activity (UOA)	0
Baseline contract value	£313,329.66

ACCESS*

Patients seen in 24 months	Total	Change since previous quarter
Quarter ending September 2018	4,914	
Quarter ending December 2018	4,902	→
Quarter ending March 2019	4,822	↓
Quarter ending June 2019	4,756	↓
Quarter ending September 2019	4,656	↓
Variance since September 2018	(5.3%)	↓



ACTIVITY



Adjusted Scheduled Activity (UDA)		
Month	2019	2020
April	693	306
May	2,072	1,383
June	2,907	2,284
July	3,972	3,524
August	4,984	4,537
September	5,613	5,129
October	6,659	
November	7,636	
December	8,345	
January	9,432	
February	10,394	
March	11,329	
April	11,765	
May	11,765	
June	11,772	

QUALITY

	Quantity	Base Number	Contract	LHB	Wales
% of FP17s for the same patient ID Re-attending within 3 months - Children	16	411	3.9%	8.9%	10.7%
% of FP17s for the same patient ID Re-attending within 3 months - Adults	206	2,107	9.8%	13.3%	15.4%
% of FP17s for the same patient ID Re-attending between 3 & 9 months - Children	186	411	45.3%	51.1%	60.1%
% of FP17s for the same patient ID Re-attending between 3 & 9 months - Adults	827	2,107	39.3%	52.1%	56.7%
% of FP17s for Band 1 Urgent Courses	219	2,348	9.3%	11.1%	9.1%
% of FP17s Relating to Free Repair or Replacements	10	2,348	0.4%	0.5%	0.7%
% of FP17s Relating to Continuations	3	2,348	0.1%	0.8%	0.6%
% of Patients satisfied with the dentistry they have received	52	55	94.5%	94.3%	93.0%
% of Patients satisfied with the time they had to wait for an appointment	36	55	65.5%	84.9%	87.5%

* This is based on patients treated on this contract for their most recent course of treatment. Figures in italics indicate the base number of FP17s or Patient Questionnaire responses are less than 100. N/A is shown where the base number of responses is less than 10 during the period. % is calculated as Quantity/Base number*100

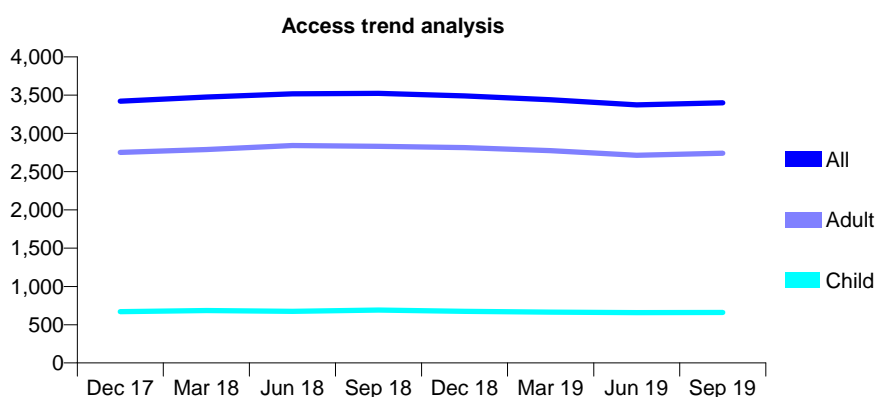
7A7 - Vital Signs At a Glance Contract Report for 158194/0010 - September 2019

Name or company name	Denticare Ltd
Contract type name	GDS Contract
Purpose of contract	General
Contract start date	01/04/2006
Contract end date	

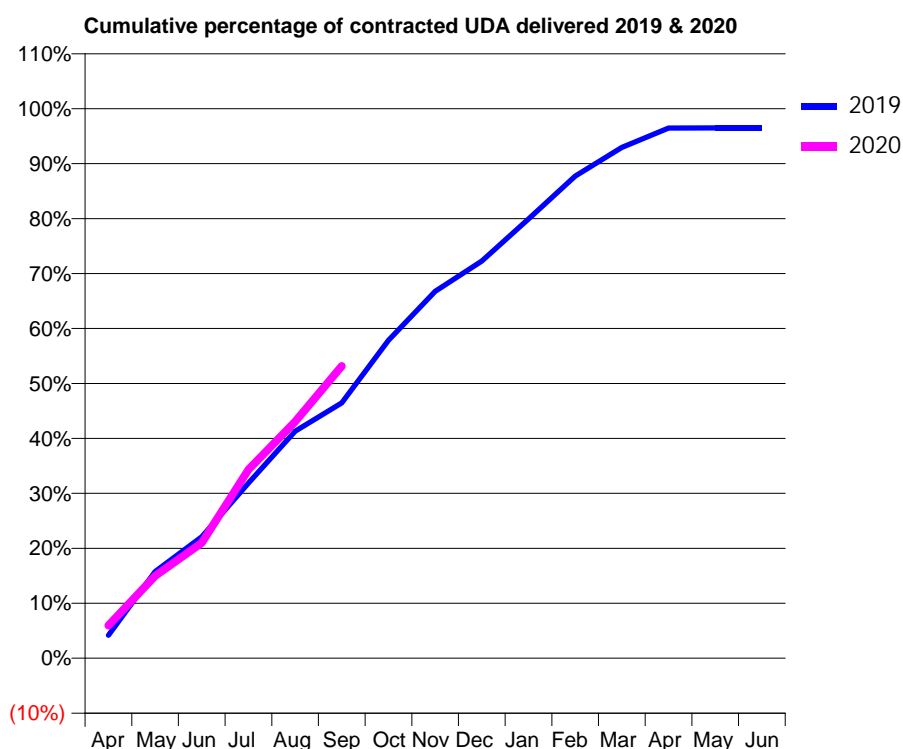
19/20 Contracted general activity (UDA)	10,500
Carry forward general activity (UDA)	0
19/20 Contracted orthodontic activity (UOA)	0
Carry forward orthodontic activity (UOA)	0
Baseline contract value	£274,157.80

ACCESS*

Patients seen in 24 months	Total	Change since previous quarter
Quarter ending September 2018	3,523	
Quarter ending December 2018	3,490	→
Quarter ending March 2019	3,439	↓
Quarter ending June 2019	3,373	↓
Quarter ending September 2019	3,399	→
Variance since September 2018	(3.5%)	↓



ACTIVITY



Month	2019	2020
April	482	625
May	1,812	1,573
June	2,542	2,203
July	3,665	3,605
August	4,750	4,522
September	5,343	5,583
October	6,651	
November	7,678	
December	8,309	
January	9,192	
February	10,089	
March	10,691	
April	11,094	
May	11,097	
June	11,097	

QUALITY

	Quantity	Base Number	Contract	LHB	Wales
% of FP17s for the same patient ID Re-attending within 3 months - Children	20	482	4.1%	8.9%	10.7%
% of FP17s for the same patient ID Re-attending within 3 months - Adults	340	2,098	16.2%	13.3%	15.4%
% of FP17s for the same patient ID Re-attending between 3 & 9 months - Children	297	482	61.6%	51.1%	60.1%
% of FP17s for the same patient ID Re-attending between 3 & 9 months - Adults	1,151	2,098	54.9%	52.1%	56.7%
% of FP17s for Band 1 Urgent Courses	208	2,383	8.7%	11.1%	9.1%
% of FP17s Relating to Free Repair or Replacements	15	2,383	0.6%	0.5%	0.7%
% of FP17s Relating to Continuations	35	2,383	1.5%	0.8%	0.6%
% of Patients satisfied with the dentistry they have received	28	29	96.6%	94.3%	93.0%
% of Patients satisfied with the time they had to wait for an appointment	24	29	82.8%	84.9%	87.5%

* This is based on patients treated on this contract for their most recent course of treatment.

Figures in italics indicate the base number of FP17s or Patient Questionnaire responses are less than 100. N/A is shown where the base number of responses is less than 10 during the period. % is calculated as Quantity/Base number*100

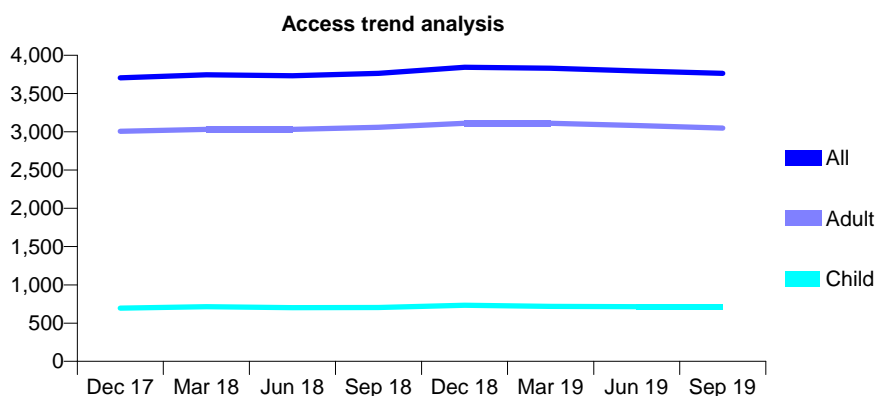
7A7 - Vital Signs At a Glance Contract Report for 158194/0022 - September 2019

Name or company name	Denticare Ltd
Contract type name	GDS Contract
Purpose of contract	General
Contract start date	15/12/2008
Contract end date	

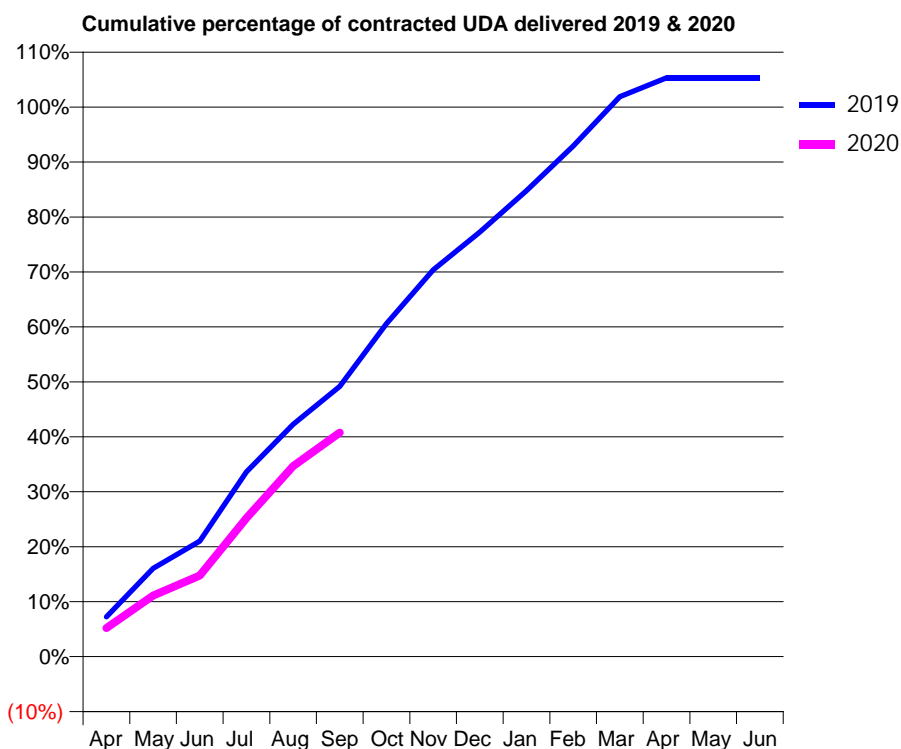
19/20 Contracted general activity (UDA)	12,000
Carry forward general activity (UDA)	0
19/20 Contracted orthodontic activity (UOA)	0
Carry forward orthodontic activity (UOA)	0
Baseline contract value	£313,323.22

ACCESS*

Patients seen in 24 months	Total	Change since previous quarter
Quarter ending September 2018	3,763	
Quarter ending December 2018	3,843	↑
Quarter ending March 2019	3,830	→
Quarter ending June 2019	3,795	→
Quarter ending September 2019	3,763	→
Variance since September 2018	0.0%	→



ACTIVITY



Month	Adjusted Scheduled Activity (UDA)	
	2019	2020
April	870	624
May	1,929	1,334
June	2,521	1,770
July	4,034	3,024
August	5,071	4,160
September	5,902	4,892
October	7,270	
November	8,444	
December	9,271	
January	10,177	
February	11,149	
March	12,227	
April	12,638	
May	12,637	
June	12,637	

QUALITY

	Quantity	Base Number	Contract	LHB	Wales
% of FP17s for the same patient ID Re-attending within 3 months - Children	37	533	6.9%	8.9%	10.7%
% of FP17s for the same patient ID Re-attending within 3 months - Adults	350	2,197	15.9%	13.3%	15.4%
% of FP17s for the same patient ID Re-attending between 3 & 9 months - Children	349	533	65.5%	51.1%	60.1%
% of FP17s for the same patient ID Re-attending between 3 & 9 months - Adults	1,187	2,197	54.0%	52.1%	56.7%
% of FP17s for Band 1 Urgent Courses	221	2,564	8.6%	11.1%	9.1%
% of FP17s Relating to Free Repair or Replacements	17	2,564	0.7%	0.5%	0.7%
% of FP17s Relating to Continuations	55	2,564	2.1%	0.8%	0.6%
% of Patients satisfied with the dentistry they have received	46	47	97.9%	94.3%	93.0%
% of Patients satisfied with the time they had to wait for an appointment	44	47	93.6%	84.9%	87.5%

* This is based on patients treated on this contract for their most recent course of treatment. Figures in italics indicate the base number of FP17s or Patient Questionnaire responses are less than 100. N/A is shown where the base number of responses is less than 10 during the period. % is calculated as Quantity/Base number*100

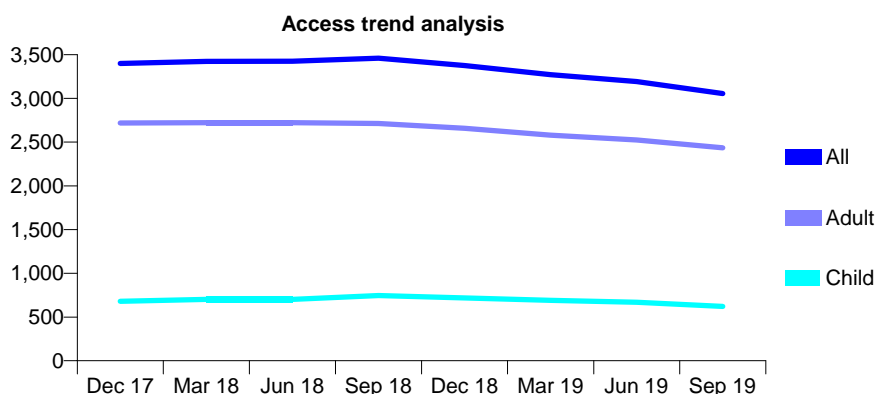
7A7 - Vital Signs At a Glance Contract Report for 158194/0024 - September 2019

Name or company name	Denticare Ltd
Contract type name	GDS Contract
Purpose of contract	General
Contract start date	01/07/2009
Contract end date	

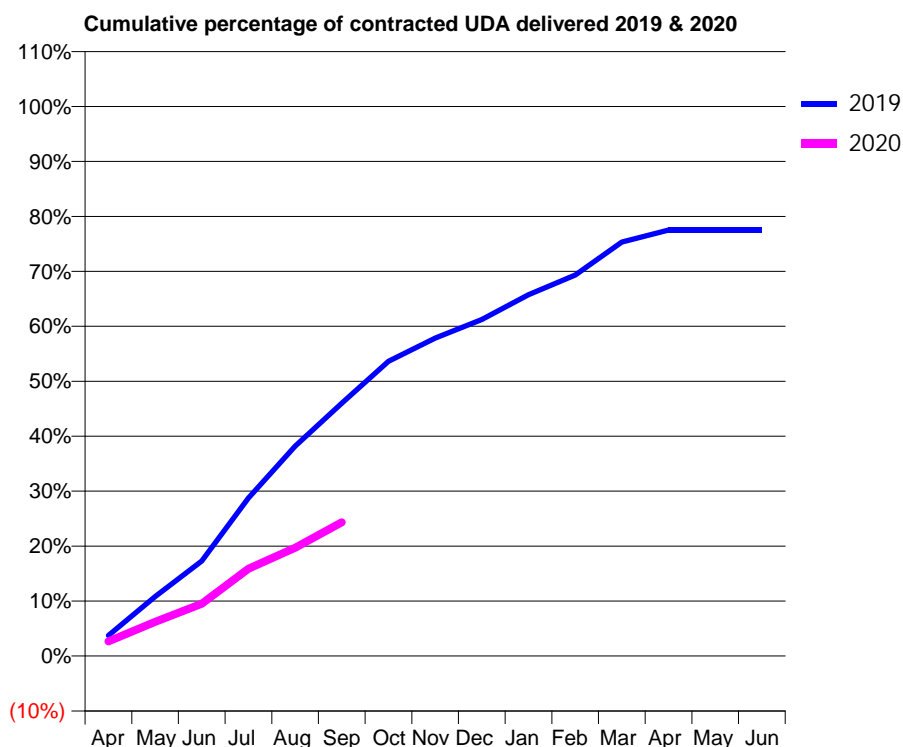
19/20 Contracted general activity (UDA)	11,000
Carry forward general activity (UDA)	0
19/20 Contracted orthodontic activity (UOA)	0
Carry forward orthodontic activity (UOA)	0
Baseline contract value	£287,205.49

ACCESS*

Patients seen in 24 months	Total	Change since previous quarter
Quarter ending September 2018	3,460	
Quarter ending December 2018	3,375	↓
Quarter ending March 2019	3,271	↓
Quarter ending June 2019	3,193	↓
Quarter ending September 2019	3,056	↓
Variance since September 2018	(11.7%)	↓



ACTIVITY



Month	Adjusted Scheduled Activity (UDA)	
	2019	2020
April	412	294
May	1,191	686
June	1,902	1,045
July	3,165	1,747
August	4,201	2,166
September	5,059	2,677
October	5,899	
November	6,364	
December	6,736	
January	7,233	
February	7,625	
March	8,285	
April	8,528	
May	8,528	
June	8,528	

QUALITY

	Quantity	Base Number	Contract	LHB	Wales
% of FP17s for the same patient ID Re-attending within 3 months - Children	22	224	9.8%	8.9%	10.7%
% of FP17s for the same patient ID Re-attending within 3 months - Adults	272	1,269	21.4%	13.3%	15.4%
% of FP17s for the same patient ID Re-attending between 3 & 9 months - Children	110	224	49.1%	51.1%	60.1%
% of FP17s for the same patient ID Re-attending between 3 & 9 months - Adults	587	1,269	46.3%	52.1%	56.7%
% of FP17s for Band 1 Urgent Courses	378	1,366	27.7%	11.1%	9.1%
% of FP17s Relating to Free Repair or Replacements	15	1,366	1.1%	0.5%	0.7%
% of FP17s Relating to Continuations	32	1,366	2.3%	0.8%	0.6%
% of Patients satisfied with the dentistry they have received	25	26	96.2%	94.3%	93.0%
% of Patients satisfied with the time they had to wait for an appointment	21	26	80.8%	84.9%	87.5%

* This is based on patients treated on this contract for their most recent course of treatment. Figures in italics indicate the base number of FP17s or Patient Questionnaire responses are less than 100. N/A is shown where the base number of responses is less than 10 during the period. % is calculated as Quantity/Base number*100

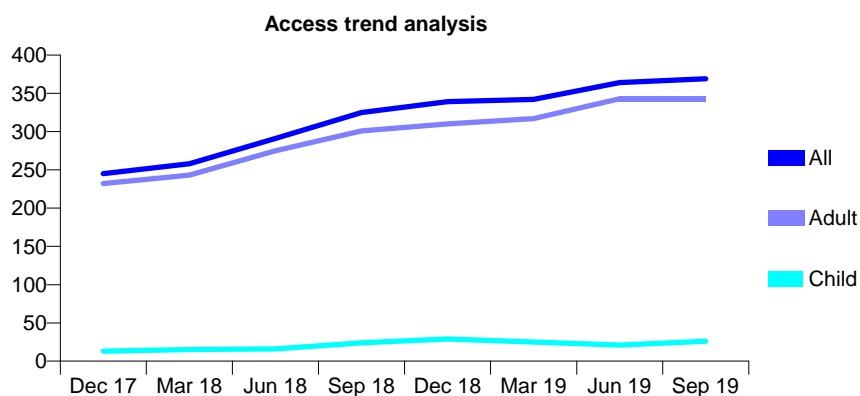
7A7 - Vital Signs At a Glance Contract Report for 158194/0026 - September 2019

Name or company name	Denticare Ltd
Contract type name	PDS Contract
Purpose of contract	General
Contract start date	01/11/2010
Contract end date	31/03/2021

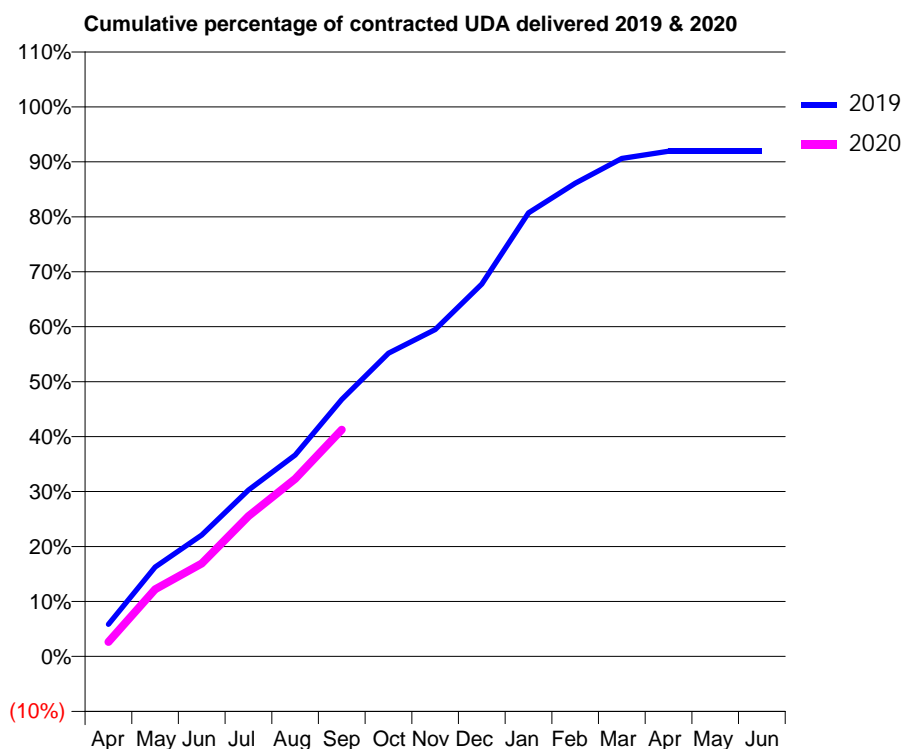
19/20 Contracted general activity (UDA)	638
Carry forward general activity (UDA)	0
19/20 Contracted orthodontic activity (UOA)	0
Carry forward orthodontic activity (UOA)	0
Baseline contract value	£70,935.84

ACCESS*

Patients seen in 24 months	Total	Change since previous quarter
Quarter ending September 2018	325	
Quarter ending December 2018	339	↑
Quarter ending March 2019	342	→
Quarter ending June 2019	364	↑
Quarter ending September 2019	369	→
Variance since September 2018	13.5%	↑



ACTIVITY



Month	Adjusted Scheduled Activity (UDA)	
	2019	2020
April	37	17
May	104	78
June	141	108
July	193	163
August	234	206
September	298	263
October	352	
November	380	
December	432	
January	515	
February	549	
March	578	
April	587	
May	587	
June	587	

QUALITY

	Quantity	Base Number	Contract	LHB	Wales
% of FP17s for the same patient ID Re-attending within 3 months - Children	0	18	0.0%	8.9%	10.7%
% of FP17s for the same patient ID Re-attending within 3 months - Adults	3	208	1.4%	13.3%	15.4%
% of FP17s for the same patient ID Re-attending between 3 & 9 months - Children	0	18	0.0%	51.1%	60.1%
% of FP17s for the same patient ID Re-attending between 3 & 9 months - Adults	2	208	1.0%	52.1%	56.7%
% of FP17s for Band 1 Urgent Courses	216	218	99.1%	11.1%	9.1%
% of FP17s Relating to Free Repair or Replacements	0	218	0.0%	0.5%	0.7%
% of FP17s Relating to Continuations	0	218	0.0%	0.8%	0.6%
% of Patients satisfied with the dentistry they have received	1	1	N/A	94.3%	93.0%
% of Patients satisfied with the time they had to wait for an appointment	1	1	N/A	84.9%	87.5%

* This is based on patients treated on this contract for their most recent course of treatment. Figures in italics indicate the base number of FP17s or Patient Questionnaire responses are less than 100. N/A is shown where the base number of responses is less than 10 during the period. % is calculated as Quantity/Base number*100

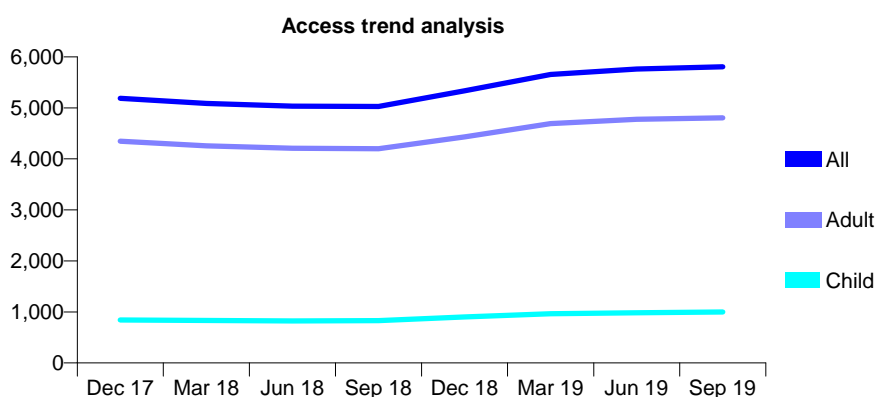
7A7 - Vital Signs At a Glance Contract Report for 193267/0001 - September 2019

Name or company name	Evans Dental Limited
Contract type name	Pilot Contract
Purpose of contract	General
Contract start date	01/04/2006
Contract end date	

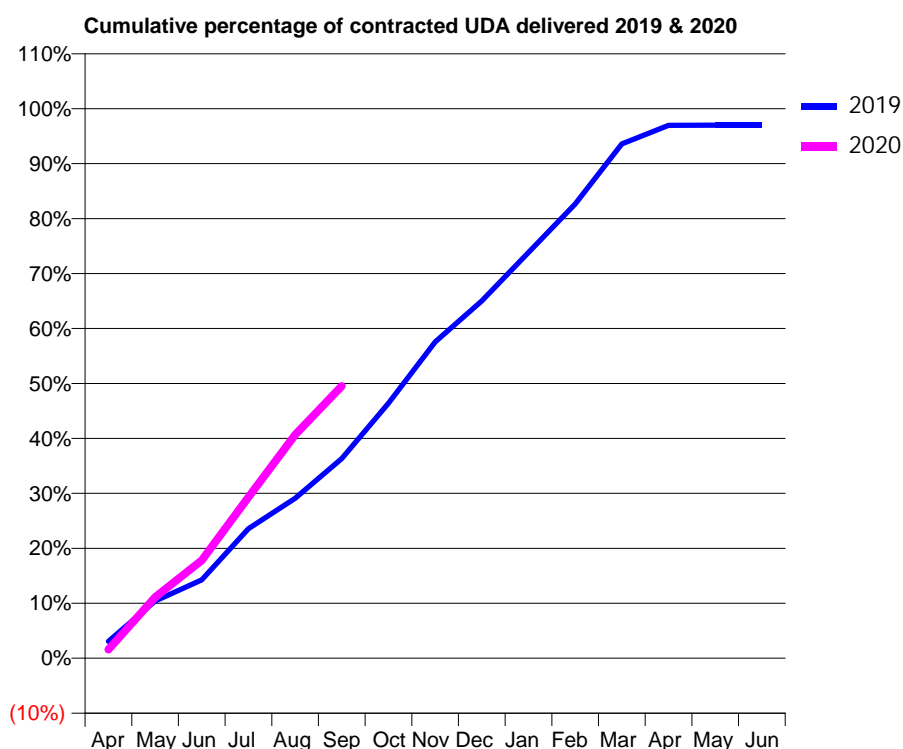
19/20 Contracted general activity (UDA)	12,975
Carry forward general activity (UDA)	436
19/20 Contracted orthodontic activity (UOA)	0
Carry forward orthodontic activity (UOA)	0
Baseline contract value	£376,503.95

ACCESS*

Patients seen in 24 months	Total	Change since previous quarter
Quarter ending September 2018	5,028	
Quarter ending December 2018	5,334	↑
Quarter ending March 2019	5,655	↑
Quarter ending June 2019	5,760	→
Quarter ending September 2019	5,806	→
Variance since September 2018	15.5%	↑



ACTIVITY



Month	2019	2020
April	444	207
May	1,503	1,443
June	2,055	2,311
July	3,400	3,803
August	4,195	5,275
September	5,240	6,424
October	6,689	
November	8,301	
December	9,374	
January	10,643	
February	11,917	
March	13,492	
April	13,977	
May	13,981	
June	13,981	

QUALITY

	Quantity	Base Number	Contract	LHB	Wales
% of FP17s for the same patient ID Re-attending within 3 months - Children	35	718	4.9%	8.9%	10.7%
% of FP17s for the same patient ID Re-attending within 3 months - Adults	499	3,761	13.3%	13.3%	15.4%
% of FP17s for the same patient ID Re-attending between 3 & 9 months - Children	395	718	55.0%	51.1%	60.1%
% of FP17s for the same patient ID Re-attending between 3 & 9 months - Adults	2,206	3,761	58.7%	52.1%	56.7%
% of FP17s for Band 1 Urgent Courses	373	4,210	8.9%	11.1%	9.1%
% of FP17s Relating to Free Repair or Replacements	40	4,210	1.0%	0.5%	0.7%
% of FP17s Relating to Continuations	31	4,210	0.7%	0.8%	0.6%
% of Patients satisfied with the dentistry they have received	62	63	98.4%	94.3%	93.0%
% of Patients satisfied with the time they had to wait for an appointment	59	63	93.7%	84.9%	87.5%

* This is based on patients treated on this contract for their most recent course of treatment.

Figures in italics indicate the base number of FP17s or Patient Questionnaire responses are less than 100. N/A is shown where the base number of responses is less than 10 during the period. % is calculated as Quantity/Base number*100

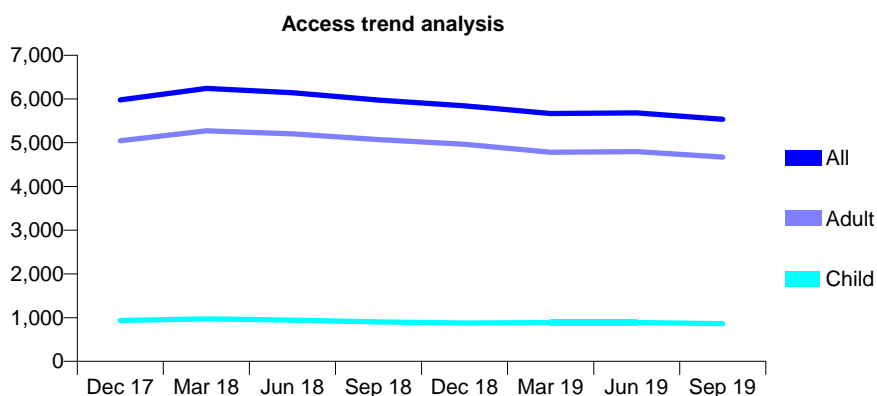
7A7 - Vital Signs At a Glance Contract Report for 208248/0002 - September 2019

Name or company name	The Martin Partnership
Contract type name	Pilot Contract
Purpose of contract	General
Contract start date	21/12/2015
Contract end date	

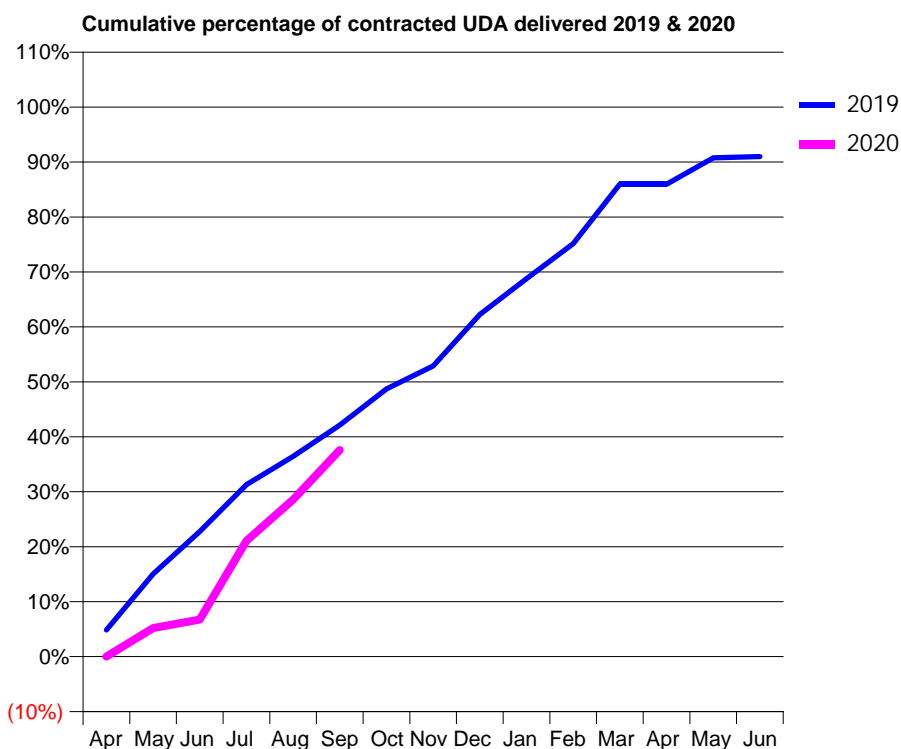
19/20 Contracted general activity (UDA)	14,728
Carry forward general activity (UDA)	0
19/20 Contracted orthodontic activity (UOA)	0
Carry forward orthodontic activity (UOA)	0
Baseline contract value	£418,194.59

ACCESS*

Patients seen in 24 months	Total	Change since previous quarter
Quarter ending September 2018	5,973	
Quarter ending December 2018	5,841	↓
Quarter ending March 2019	5,668	↓
Quarter ending June 2019	5,681	→
Quarter ending September 2019	5,533	↓
Variance since September 2018	(7.4%)	↓



ACTIVITY



Month	Adjusted Scheduled Activity (UDA)	
	2019	2020
April	754	0
May	2,337	768
June	3,536	997
July	4,866	3,103
August	5,667	4,208
September	6,551	5,534
October	7,574	
November	8,222	
December	9,679	
January	10,690	
February	11,682	
March	13,362	
April	13,362	
May	14,109	
June	14,145	

QUALITY

	Quantity	Base Number	Contract	LHB	Wales
% of FP17s for the same patient ID Re-attending within 3 months - Children	18	422	4.3%	8.9%	10.7%
% of FP17s for the same patient ID Re-attending within 3 months - Adults	302	2,476	12.2%	13.3%	15.4%
% of FP17s for the same patient ID Re-attending between 3 & 9 months - Children	103	422	24.4%	51.1%	60.1%
% of FP17s for the same patient ID Re-attending between 3 & 9 months - Adults	851	2,476	34.4%	52.1%	56.7%
% of FP17s for Band 1 Urgent Courses	388	2,621	14.8%	11.1%	9.1%
% of FP17s Relating to Free Repair or Replacements	4	2,621	0.2%	0.5%	0.7%
% of FP17s Relating to Continuations	8	2,621	0.3%	0.8%	0.6%
% of Patients satisfied with the dentistry they have received	16	18	88.9%	94.3%	93.0%
% of Patients satisfied with the time they had to wait for an appointment	15	18	83.3%	84.9%	87.5%

* This is based on patients treated on this contract for their most recent course of treatment. Figures in italics indicate the base number of FP17s or Patient Questionnaire responses are less than 100. N/A is shown where the base number of responses is less than 10 during the period. % is calculated as Quantity/Base number*100

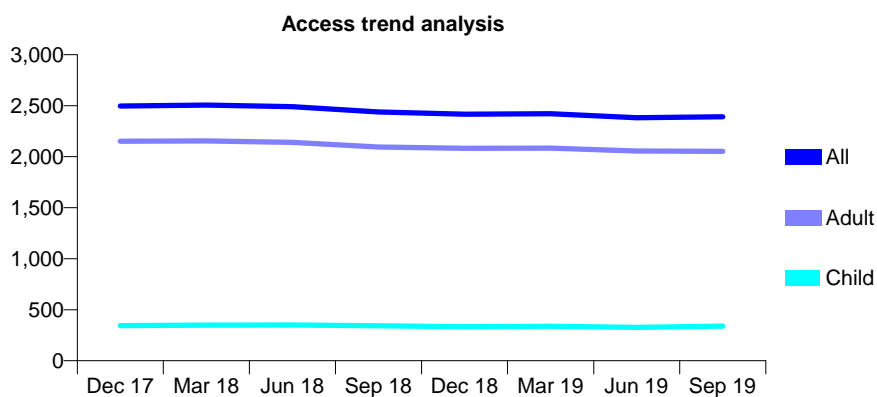
7A7 - Vital Signs At a Glance Contract Report for 218812/0001 - September 2019

Name or company name	MR JD ROBERTS-JAMES
Contract type name	GDS Contract
Purpose of contract	General
Contract start date	01/04/2006
Contract end date	

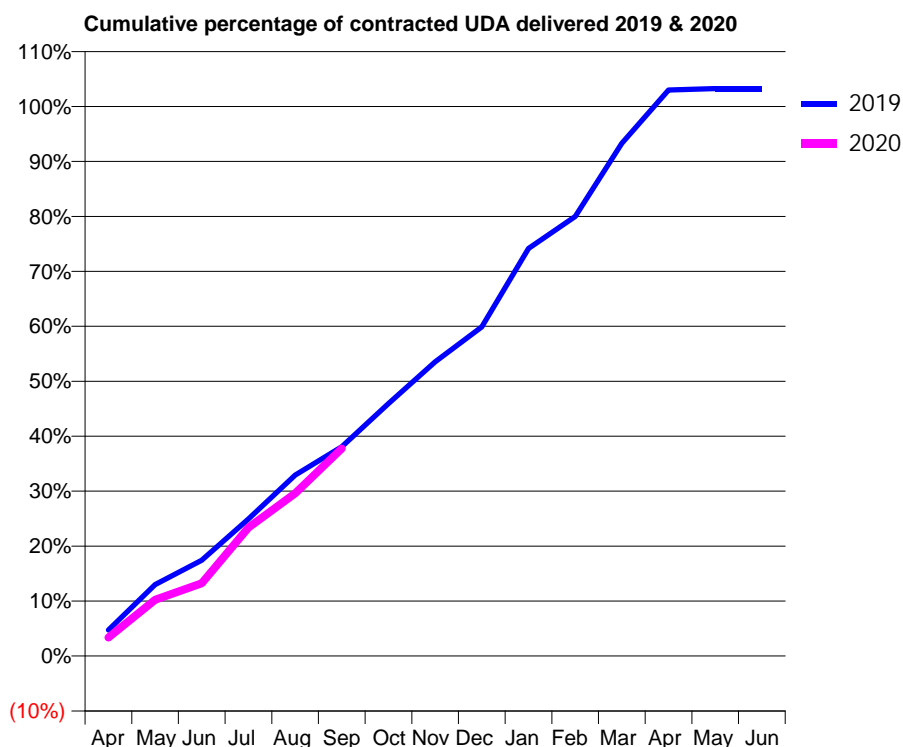
19/20 Contracted general activity (UDA)	7,456
Carry forward general activity (UDA)	-243
19/20 Contracted orthodontic activity (UOA)	0
Carry forward orthodontic activity (UOA)	0
Baseline contract value	£195,703.69

ACCESS*

Patients seen in 24 months	Total	Change since previous quarter
Quarter ending September 2018	2,438	
Quarter ending December 2018	2,416	→
Quarter ending March 2019	2,422	→
Quarter ending June 2019	2,383	↓
Quarter ending September 2019	2,392	→
Variance since September 2018	(1.9%)	↓



ACTIVITY



Month	Adjusted Scheduled Activity (UDA)	
	2019	2020
April	354	250
May	969	765
June	1,300	986
July	1,860	1,744
August	2,455	2,208
September	2,840	2,815
October	3,425	
November	3,993	
December	4,467	
January	5,531	
February	5,962	
March	6,956	
April	7,679	
May	7,698	
June	7,699	

QUALITY

	Quantity	Base Number	Contract	LHB	Wales
% of FP17s for the same patient ID Re-attending within 3 months - Children	23	254	9.1%	8.9%	10.7%
% of FP17s for the same patient ID Re-attending within 3 months - Adults	191	1,317	14.5%	13.3%	15.4%
% of FP17s for the same patient ID Re-attending between 3 & 9 months - Children	167	254	65.7%	51.1%	60.1%
% of FP17s for the same patient ID Re-attending between 3 & 9 months - Adults	734	1,317	55.7%	52.1%	56.7%
% of FP17s for Band 1 Urgent Courses	73	1,267	5.8%	11.1%	9.1%
% of FP17s Relating to Free Repair or Replacements	2	1,267	0.2%	0.5%	0.7%
% of FP17s Relating to Continuations	11	1,267	0.9%	0.8%	0.6%
% of Patients satisfied with the dentistry they have received	45	46	97.8%	94.3%	93.0%
% of Patients satisfied with the time they had to wait for an appointment	38	46	82.6%	84.9%	87.5%

* This is based on patients treated on this contract for their most recent course of treatment. Figures in italics indicate the base number of FP17s or Patient Questionnaire responses are less than 100. N/A is shown where the base number of responses is less than 10 during the period. % is calculated as Quantity/Base number*100

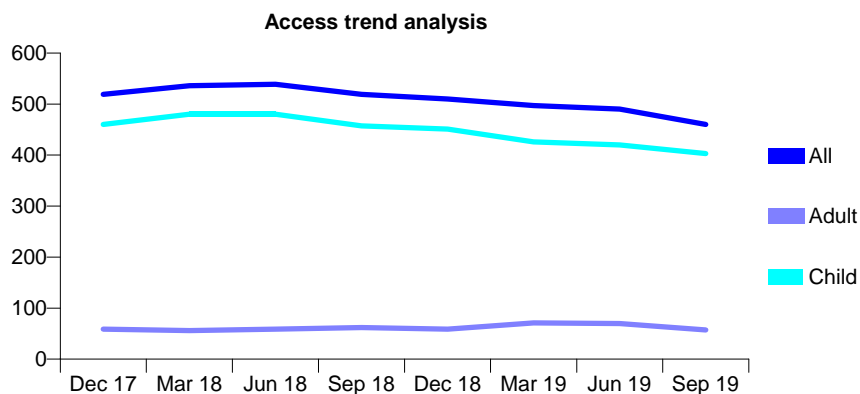
7A7 - Vital Signs At a Glance Contract Report for 565350/0001 - September 2019

Name or company name	MR CA HIMSWORTH
Contract type name	GDS Contract
Purpose of contract	General
Contract start date	01/04/2006
Contract end date	

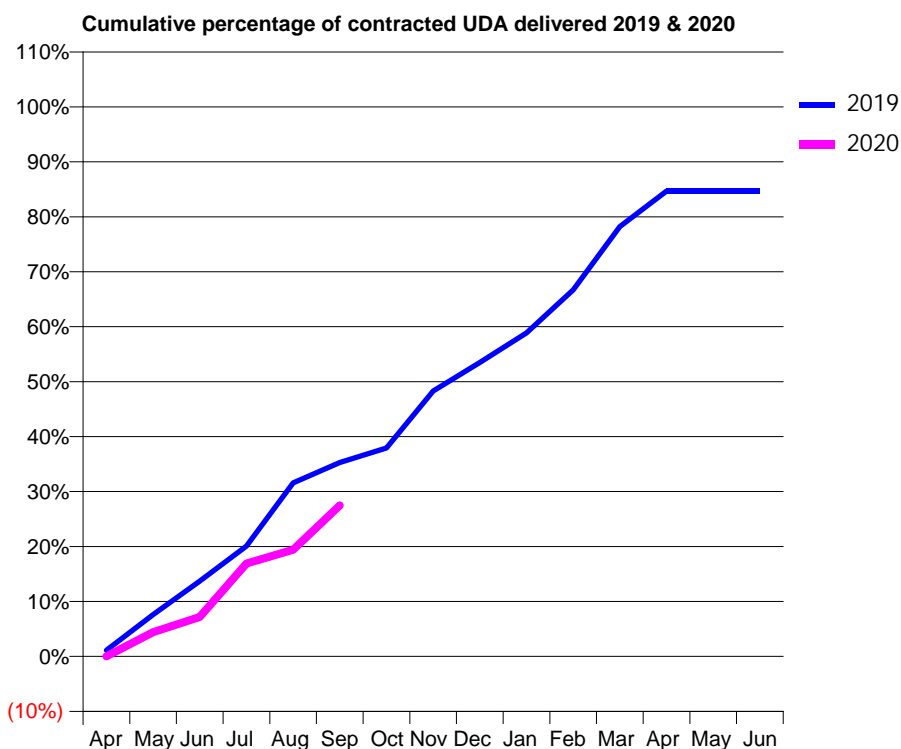
19/20 Contracted general activity (UDA)	1,250
Carry forward general activity (UDA)	0
19/20 Contracted orthodontic activity (UOA)	0
Carry forward orthodontic activity (UOA)	0
Baseline contract value	£37,562.65

ACCESS*

Patients seen in 24 months	Total	Change since previous quarter
Quarter ending September 2018	519	
Quarter ending December 2018	510	↓
Quarter ending March 2019	497	↓
Quarter ending June 2019	490	↓
Quarter ending September 2019	460	↓
Variance since September 2018	(11.4%)	↓



ACTIVITY



Month	2019	2020
April	14	0
May	95	55
June	171	90
July	251	211
August	395	243
September	441	343
October	474	
November	604	
December	668	
January	736	
February	834	
March	978	
April	1,058	
May	1,058	
June	1,058	

QUALITY

	Quantity	Base Number	Contract	LHB	Wales
% of FP17s for the same patient ID Re-attending within 3 months - Children	35	299	11.7%	8.9%	10.7%
% of FP17s for the same patient ID Re-attending within 3 months - Adults	0	0	N/A	13.3%	15.4%
% of FP17s for the same patient ID Re-attending between 3 & 9 months - Children	192	299	64.2%	51.1%	60.1%
% of FP17s for the same patient ID Re-attending between 3 & 9 months - Adults	0	0	N/A	52.1%	56.7%
% of FP17s for Band 1 Urgent Courses	17	263	6.5%	11.1%	9.1%
% of FP17s Relating to Free Repair or Replacements	0	263	0.0%	0.5%	0.7%
% of FP17s Relating to Continuations	0	263	0.0%	0.8%	0.6%
% of Patients satisfied with the dentistry they have received	1	1	N/A	94.3%	93.0%
% of Patients satisfied with the time they had to wait for an appointment	1	1	N/A	84.9%	87.5%

* This is based on patients treated on this contract for their most recent course of treatment. Figures in italics indicate the base number of FP17s or Patient Questionnaire responses are less than 100. N/A is shown where the base number of responses is less than 10 during the period. % is calculated as Quantity/Base number*100

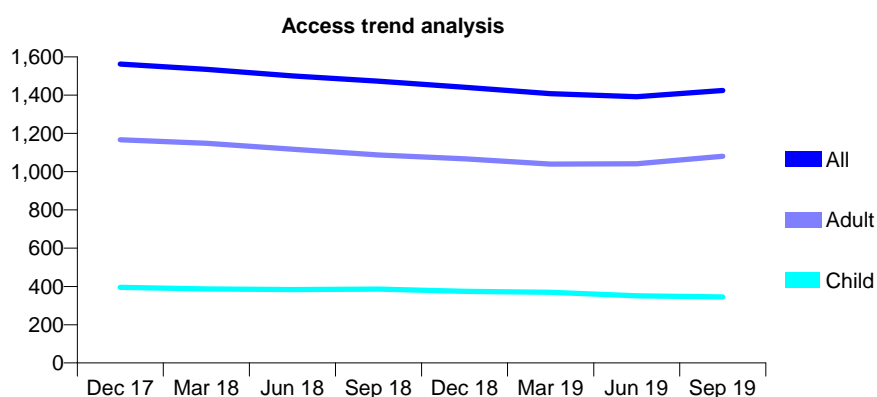
7A7 - Vital Signs At a Glance Contract Report for 659193/0002 - September 2019

Name or company name	T&C Ichim
Contract type name	GDS Contract
Purpose of contract	General
Contract start date	03/05/2014
Contract end date	

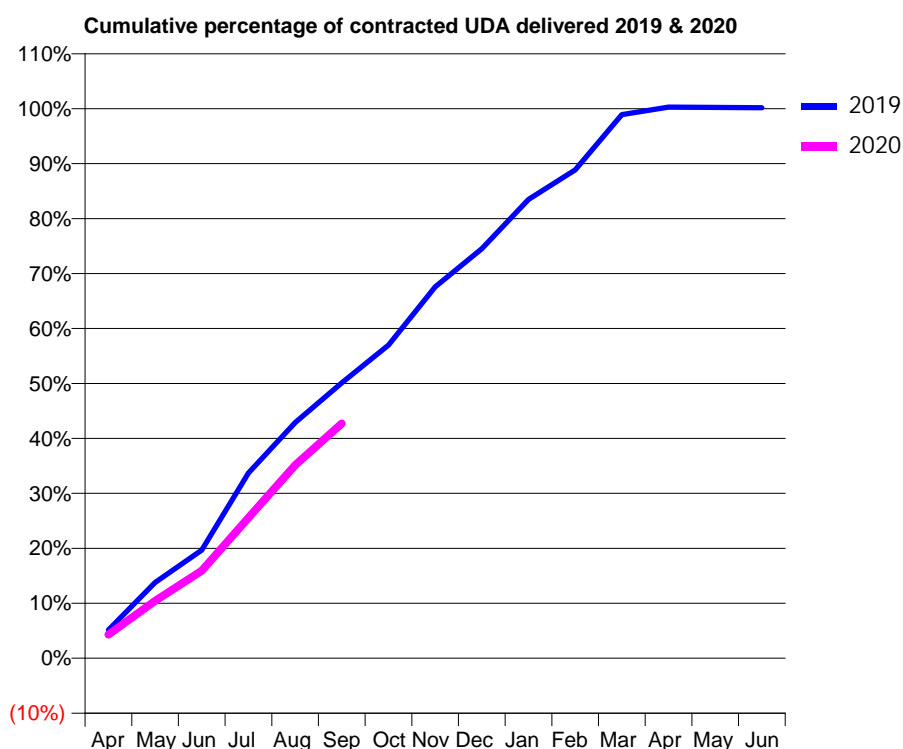
19/20 Contracted general activity (UDA)	4,370
Carry forward general activity (UDA)	-5
19/20 Contracted orthodontic activity (UOA)	0
Carry forward orthodontic activity (UOA)	0
Baseline contract value	£104,967.40

ACCESS*

Patients seen in 24 months	Total	Change since previous quarter
Quarter ending September 2018	1,473	
Quarter ending December 2018	1,441	↓
Quarter ending March 2019	1,408	↓
Quarter ending June 2019	1,392	↓
Quarter ending September 2019	1,425	↑
Variance since September 2018	(3.3%)	↓



ACTIVITY



Month	2019	2020
April	173	188
May	465	457
June	663	695
July	1,136	1,117
August	1,446	1,537
September	1,688	1,866
October	1,920	
November	2,277	
December	2,511	
January	2,813	
February	2,995	
March	3,333	
April	3,379	
May	3,378	
June	3,375	

QUALITY

	Quantity	Base Number	Contract	LHB	Wales
% of FP17s for the same patient ID Re-attending within 3 months - Children	18	236	7.6%	8.9%	10.7%
% of FP17s for the same patient ID Re-attending within 3 months - Adults	69	702	9.8%	13.3%	15.4%
% of FP17s for the same patient ID Re-attending between 3 & 9 months - Children	116	236	49.2%	51.1%	60.1%
% of FP17s for the same patient ID Re-attending between 3 & 9 months - Adults	250	702	35.6%	52.1%	56.7%
% of FP17s for Band 1 Urgent Courses	19	921	2.1%	11.1%	9.1%
% of FP17s Relating to Free Repair or Replacements	7	921	0.8%	0.5%	0.7%
% of FP17s Relating to Continuations	0	921	0.0%	0.8%	0.6%
% of Patients satisfied with the dentistry they have received	12	13	92.3%	94.3%	93.0%
% of Patients satisfied with the time they had to wait for an appointment	9	13	69.2%	84.9%	87.5%

* This is based on patients treated on this contract for their most recent course of treatment.

Figures in italics indicate the base number of FP17s or Patient Questionnaire responses are less than 100. N/A is shown where the base number of responses is less than 10 during the period. % is calculated as Quantity/Base number*100

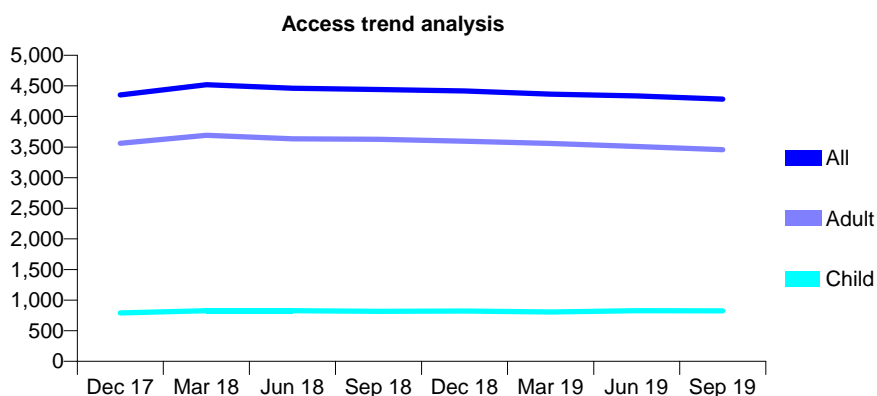
7A7 - Vital Signs At a Glance Contract Report for 689823/0001 - September 2019

Name or company name	MR J CHARRO
Contract type name	GDS Contract
Purpose of contract	General
Contract start date	01/04/2006
Contract end date	

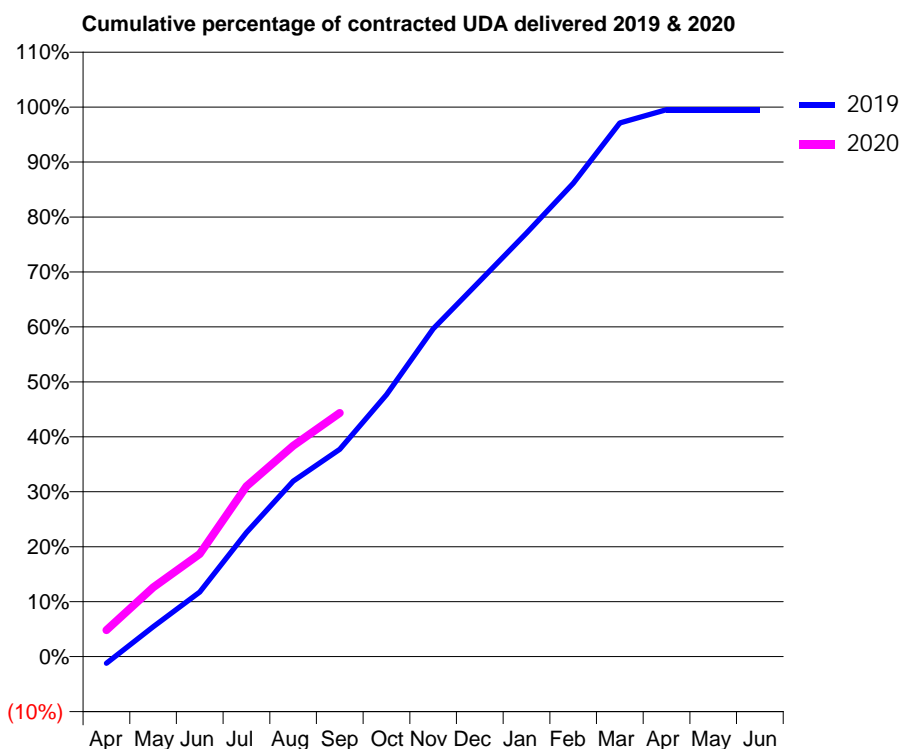
19/20 Contracted general activity (UDA)	14,000
Carry forward general activity (UDA)	65
19/20 Contracted orthodontic activity (UOA)	0
Carry forward orthodontic activity (UOA)	0
Baseline contract value	£420,682.95

ACCESS*

Patients seen in 24 months	Total	Change since previous quarter
Quarter ending September 2018	4,442	
Quarter ending December 2018	4,418	→
Quarter ending March 2019	4,366	↓
Quarter ending June 2019	4,336	→
Quarter ending September 2019	4,284	↓
Variance since September 2018	(3.6%)	↓



ACTIVITY



Month	Adjusted Scheduled Activity (UDA)	
	2019	2020
April	-172	676
May	759	1,764
June	1,647	2,619
July	3,162	4,341
August	4,468	5,374
September	5,282	6,208
October	6,675	
November	8,352	
December	9,567	
January	10,788	
February	12,057	
March	13,594	
April	13,935	
May	13,935	
June	13,935	

QUALITY

	Quantity	Base Number	Contract	LHB	Wales
% of FP17s for the same patient ID Re-attending within 3 months - Children	29	676	4.3%	8.9%	10.7%
% of FP17s for the same patient ID Re-attending within 3 months - Adults	348	2,823	12.3%	13.3%	15.4%
% of FP17s for the same patient ID Re-attending between 3 & 9 months - Children	479	676	70.9%	51.1%	60.1%
% of FP17s for the same patient ID Re-attending between 3 & 9 months - Adults	2,075	2,823	73.5%	52.1%	56.7%
% of FP17s for Band 1 Urgent Courses	265	3,345	7.9%	11.1%	9.1%
% of FP17s Relating to Free Repair or Replacements	5	3,345	0.1%	0.5%	0.7%
% of FP17s Relating to Continuations	40	3,345	1.2%	0.8%	0.6%
% of Patients satisfied with the dentistry they have received	55	62	88.7%	94.3%	93.0%
% of Patients satisfied with the time they had to wait for an appointment	55	62	88.7%	84.9%	87.5%

* This is based on patients treated on this contract for their most recent course of treatment. Figures in italics indicate the base number of FP17s or Patient Questionnaire responses are less than 100. N/A is shown where the base number of responses is less than 10 during the period. % is calculated as Quantity/Base number*100

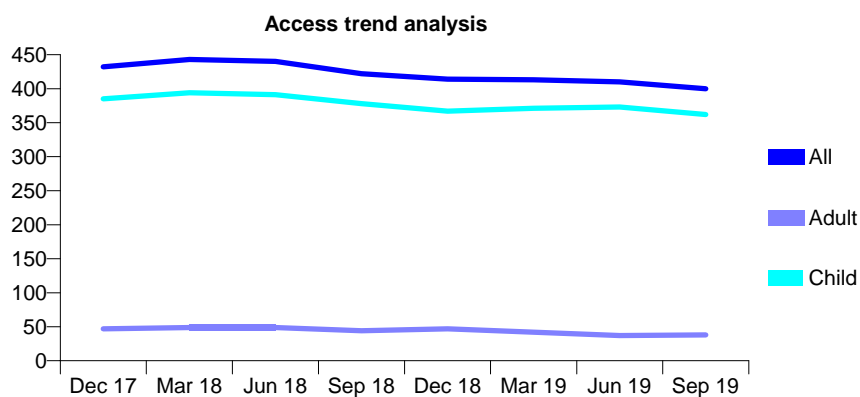
7A7 - Vital Signs At a Glance Contract Report for 762938/0001 - September 2019

Name or company name	MISS G DAVIES
Contract type name	PDS Contract
Purpose of contract	General
Contract start date	01/04/2012
Contract end date	31/03/2021

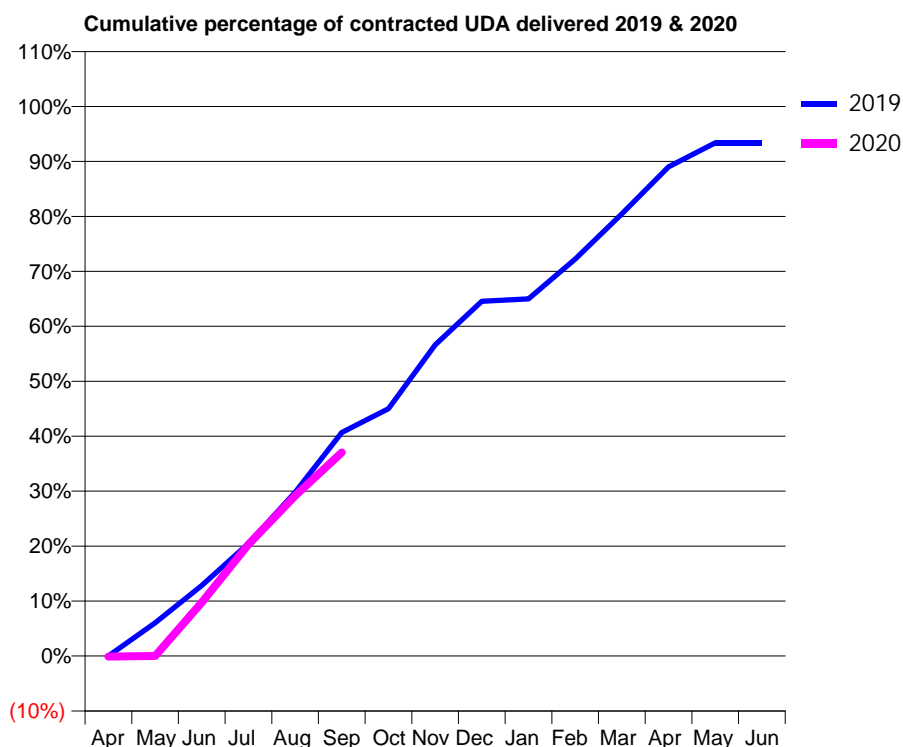
19/20 Contracted general activity (UDA)	700
Carry forward general activity (UDA)	1
19/20 Contracted orthodontic activity (UOA)	0
Carry forward orthodontic activity (UOA)	0
Baseline contract value	£27,289.75

ACCESS*

Patients seen in 24 months	Total	Change since previous quarter
Quarter ending September 2018	422	
Quarter ending December 2018	414	↓
Quarter ending March 2019	413	→
Quarter ending June 2019	410	→
Quarter ending September 2019	400	↓
Variance since September 2018	(5.2%)	↓



ACTIVITY



Month	Adjusted Scheduled Activity (UDA)	
	2019	2020
April	0	-1
May	42	0
June	90	68
July	143	142
August	209	204
September	285	259
October	315	
November	396	
December	452	
January	455	
February	506	
March	563	
April	623	
May	654	
June	654	

QUALITY

	Quantity	Base Number	Contract	LHB	Wales
% of FP17s for the same patient ID Re-attending within 3 months - Children	34	302	11.3%	8.9%	10.7%
% of FP17s for the same patient ID Re-attending within 3 months - Adults	0	2	0.0%	13.3%	15.4%
% of FP17s for the same patient ID Re-attending between 3 & 9 months - Children	135	302	44.7%	51.1%	60.1%
% of FP17s for the same patient ID Re-attending between 3 & 9 months - Adults	0	2	0.0%	52.1%	56.7%
% of FP17s for Band 1 Urgent Courses	1	227	0.4%	11.1%	9.1%
% of FP17s Relating to Free Repair or Replacements	0	227	0.0%	0.5%	0.7%
% of FP17s Relating to Continuations	0	227	0.0%	0.8%	0.6%
% of Patients satisfied with the dentistry they have received	4	4	N/A	94.3%	93.0%
% of Patients satisfied with the time they had to wait for an appointment	4	4	N/A	84.9%	87.5%

* This is based on patients treated on this contract for their most recent course of treatment. Figures in italics indicate the base number of FP17s or Patient Questionnaire responses are less than 100. N/A is shown where the base number of responses is less than 10 during the period. % is calculated as Quantity/Base number*100

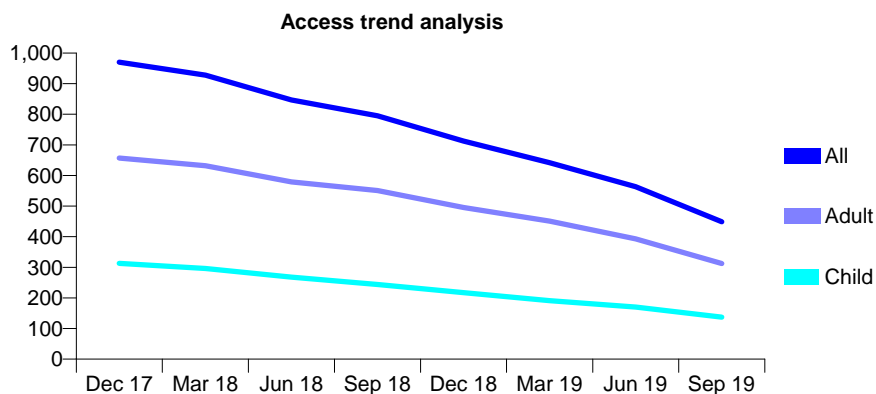
7A7 - Vital Signs At a Glance Contract Report for 809748/0001 - September 2019

Name or company name	MR MS QUAYLE
Contract type name	GDS Contract
Purpose of contract	General
Contract start date	24/06/2013
Contract end date	07/08/2019

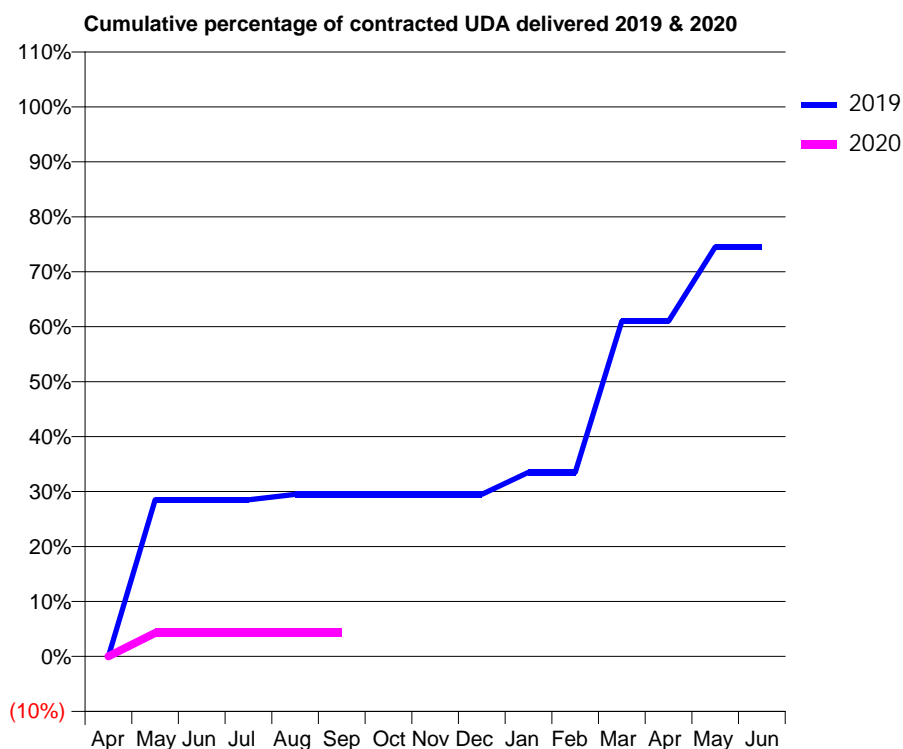
19/20 Contracted general activity (UDA)	70
Carry forward general activity (UDA)	0
19/20 Contracted orthodontic activity (UOA)	0
Carry forward orthodontic activity (UOA)	0
Baseline contract value	£1,548.95

ACCESS*

Patients seen in 24 months	Total	Change since previous quarter
Quarter ending September 2018	795	
Quarter ending December 2018	712	↓
Quarter ending March 2019	642	↓
Quarter ending June 2019	563	↓
Quarter ending September 2019	449	↓
Variance since September 2018	(43.5%)	↓



ACTIVITY



Month	Adjusted Scheduled Activity (UDA)	
	2019	2020
April	0	0
May	57	3
June	57	3
July	57	3
August	59	3
September	59	3
October	59	
November	59	
December	59	
January	67	
February	67	
March	122	
April	122	
May	149	
June	149	

QUALITY

	Quantity	Base Number	Contract	LHB	Wales
% of FP17s for the same patient ID Re-attending within 3 months - Children	0	0	N/A	8.9%	10.7%
% of FP17s for the same patient ID Re-attending within 3 months - Adults	0	6	0.0%	13.3%	15.4%
% of FP17s for the same patient ID Re-attending between 3 & 9 months - Children	0	0	N/A	51.1%	60.1%
% of FP17s for the same patient ID Re-attending between 3 & 9 months - Adults	2	6	33.3%	52.1%	56.7%
% of FP17s for Band 1 Urgent Courses	0	1	0.0%	11.1%	9.1%
% of FP17s Relating to Free Repair or Replacements	0	1	0.0%	0.5%	0.7%
% of FP17s Relating to Continuations	0	1	0.0%	0.8%	0.6%
% of Patients satisfied with the dentistry they have received	1	1	N/A	94.3%	93.0%
% of Patients satisfied with the time they had to wait for an appointment	1	1	N/A	84.9%	87.5%

* This is based on patients treated on this contract for their most recent course of treatment. Figures in italics indicate the base number of FP17s or Patient Questionnaire responses are less than 100. N/A is shown where the base number of responses is less than 10 during the period. % is calculated as Quantity/Base number*100

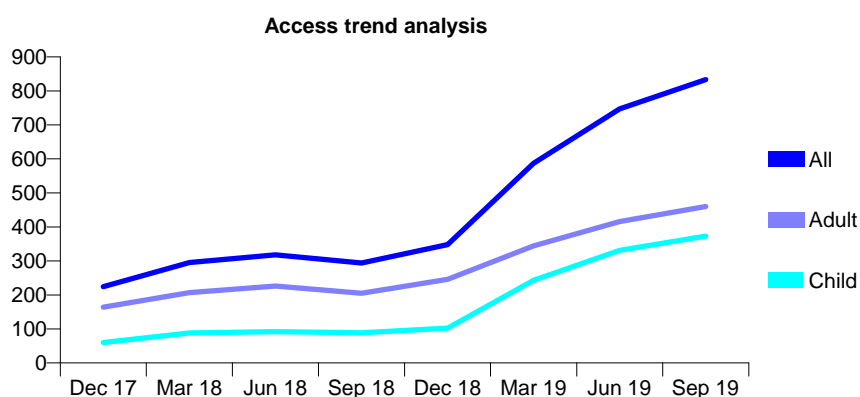
7A7 - Vital Signs At a Glance Contract Report for 830887/0002 - September 2019

Name or company name	Newtown Dental Clinic
Contract type name	PDS Contract
Purpose of contract	General
Contract start date	02/01/2011
Contract end date	01/01/2021

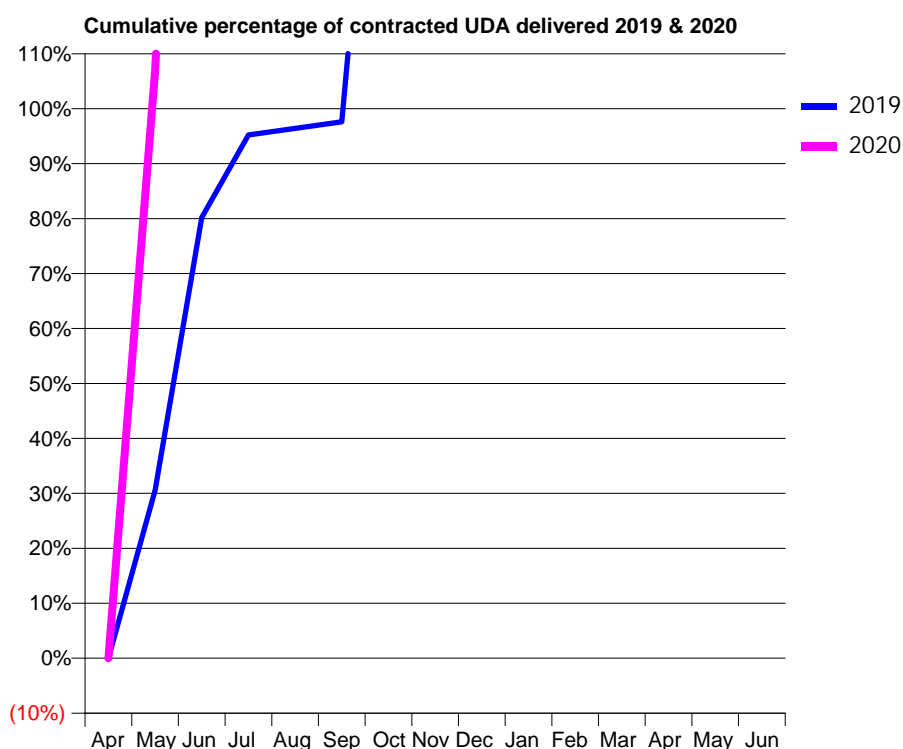
19/20 Contracted general activity (UDA)	100
Carry forward general activity (UDA)	0
19/20 Contracted orthodontic activity (UOA)	0
Carry forward orthodontic activity (UOA)	0
Baseline contract value	£0.00

ACCESS*

Patients seen in 24 months	Total	Change since previous quarter
Quarter ending September 2018	294	
Quarter ending December 2018	348	↑
Quarter ending March 2019	587	↑
Quarter ending June 2019	747	↑
Quarter ending September 2019	833	↑
Variance since September 2018	183.3%	↑



ACTIVITY



Month	Adjusted Scheduled Activity (UDA)	
	2019	2020
April	0	0
May	31	107
June	80	276
July	95	555
August	96	612
September	98	866
October	190	
November	190	
December	190	
January	190	
February	190	
March	202	
April	537	
May	540	
June	540	

QUALITY

	Quantity	Base Number	Contract	LHB	Wales
% of FP17s for the same patient ID Re-attending within 3 months - Children	44	508	8.7%	8.9%	10.7%
% of FP17s for the same patient ID Re-attending within 3 months - Adults	54	479	11.3%	13.3%	15.4%
% of FP17s for the same patient ID Re-attending between 3 & 9 months - Children	58	508	11.4%	51.1%	60.1%
% of FP17s for the same patient ID Re-attending between 3 & 9 months - Adults	26	479	5.4%	52.1%	56.7%
% of FP17s for Band 1 Urgent Courses	240	599	40.1%	11.1%	9.1%
% of FP17s Relating to Free Repair or Replacements	0	599	0.0%	0.5%	0.7%
% of FP17s Relating to Continuations	0	599	0.0%	0.8%	0.6%
% of Patients satisfied with the dentistry they have received	4	4	N/A	94.3%	93.0%
% of Patients satisfied with the time they had to wait for an appointment	4	4	N/A	84.9%	87.5%

* This is based on patients treated on this contract for their most recent course of treatment.

Figures in italics indicate the base number of FP17s or Patient Questionnaire responses are less than 100. N/A is shown where the base number of responses is less than 10 during the period. % is calculated as Quantity/Base number*100

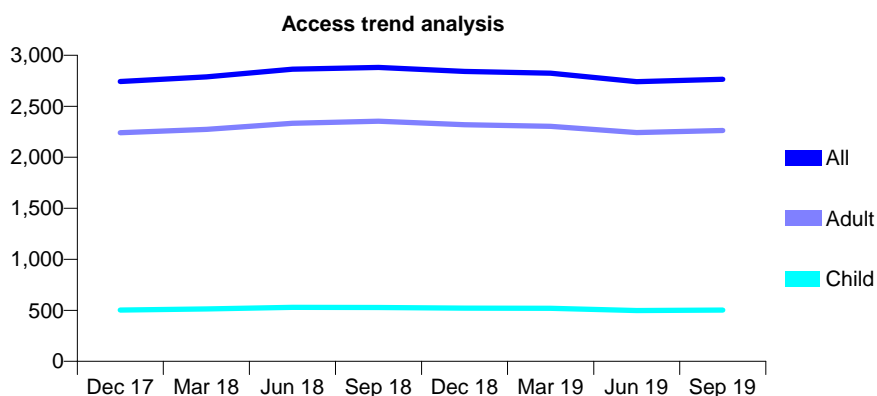
7A7 - Vital Signs At a Glance Contract Report for 849324/0001 - September 2019

Name or company name	MISS S FAWAZ
Contract type name	GDS Contract
Purpose of contract	General
Contract start date	01/04/2006
Contract end date	

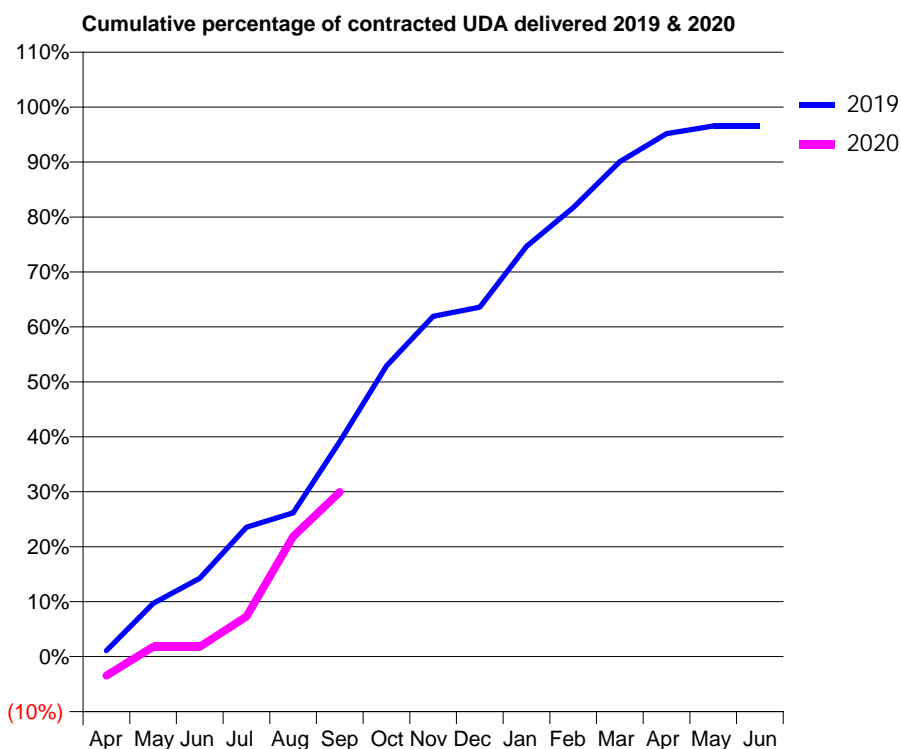
19/20 Contracted general activity (UDA)	7,000
Carry forward general activity (UDA)	242
19/20 Contracted orthodontic activity (UOA)	0
Carry forward orthodontic activity (UOA)	0
Baseline contract value	£180,597.95

ACCESS*

Patients seen in 24 months	Total	Change since previous quarter
Quarter ending September 2018	2,881	
Quarter ending December 2018	2,841	↓
Quarter ending March 2019	2,824	→
Quarter ending June 2019	2,742	↓
Quarter ending September 2019	2,765	→
Variance since September 2018	(4.0%)	↓



ACTIVITY



Month	Adjusted Scheduled Activity (UDA)	
	2019	2020
April	77	-242
May	678	127
June	998	127
July	1,649	510
August	1,832	1,529
September	2,739	2,096
October	3,704	
November	4,335	
December	4,451	
January	5,225	
February	5,718	
March	6,305	
April	6,662	
May	6,758	
June	6,758	

QUALITY

	Quantity	Base Number	Contract	LHB	Wales
% of FP17s for the same patient ID Re-attending within 3 months - Children	7	258	2.7%	8.9%	10.7%
% of FP17s for the same patient ID Re-attending within 3 months - Adults	134	1,282	10.5%	13.3%	15.4%
% of FP17s for the same patient ID Re-attending between 3 & 9 months - Children	107	258	41.5%	51.1%	60.1%
% of FP17s for the same patient ID Re-attending between 3 & 9 months - Adults	655	1,282	51.1%	52.1%	56.7%
% of FP17s for Band 1 Urgent Courses	106	1,368	7.7%	11.1%	9.1%
% of FP17s Relating to Free Repair or Replacements	2	1,368	0.1%	0.5%	0.7%
% of FP17s Relating to Continuations	9	1,368	0.7%	0.8%	0.6%
% of Patients satisfied with the dentistry they have received	38	43	88.4%	94.3%	93.0%
% of Patients satisfied with the time they had to wait for an appointment	36	43	83.7%	84.9%	87.5%

* This is based on patients treated on this contract for their most recent course of treatment. Figures in italics indicate the base number of FP17s or Patient Questionnaire responses are less than 100. N/A is shown where the base number of responses is less than 10 during the period. % is calculated as Quantity/Base number*100

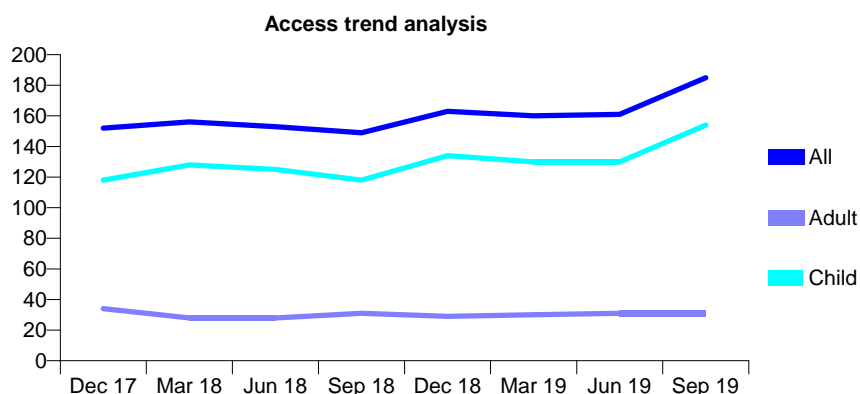
7A7 - Vital Signs At a Glance Contract Report for 915645/0001 - September 2019

Name or company name	MISS SE GRIFFITHS
Contract type name	GDS Contract
Purpose of contract	General
Contract start date	01/04/2006
Contract end date	

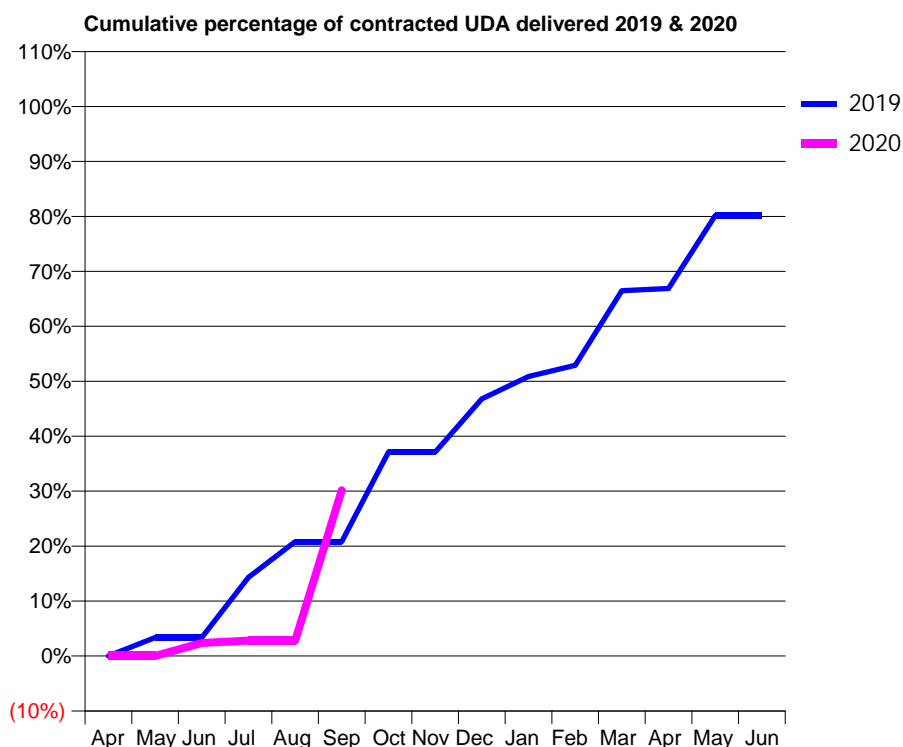
19/20 Contracted general activity (UDA)	250
Carry forward general activity (UDA)	0
19/20 Contracted orthodontic activity (UOA)	0
Carry forward orthodontic activity (UOA)	0
Baseline contract value	£6,320.77

ACCESS*

Patients seen in 24 months	Total	Change since previous quarter
Quarter ending September 2018	149	
Quarter ending December 2018	163	↑
Quarter ending March 2019	160	↓
Quarter ending June 2019	161	→
Quarter ending September 2019	185	↑
Variance since September 2018	24.2%	↑



ACTIVITY



Month	Adjusted Scheduled Activity (UDA)	
	2019	2020
April	0	0
May	8	0
June	8	6
July	36	7
August	52	7
September	52	75
October	93	
November	93	
December	117	
January	127	
February	132	
March	166	
April	167	
May	200	
June	200	

QUALITY

	Quantity	Base Number	Contract	LHB	Wales
% of FP17s for the same patient ID Re-attending within 3 months - Children	14	172	8.1%	8.9%	10.7%
% of FP17s for the same patient ID Re-attending within 3 months - Adults	0	15	0.0%	13.3%	15.4%
% of FP17s for the same patient ID Re-attending between 3 & 9 months - Children	87	172	50.6%	51.1%	60.1%
% of FP17s for the same patient ID Re-attending between 3 & 9 months - Adults	11	15	73.3%	52.1%	56.7%
% of FP17s for Band 1 Urgent Courses	8	129	6.2%	11.1%	9.1%
% of FP17s Relating to Free Repair or Replacements	0	129	0.0%	0.5%	0.7%
% of FP17s Relating to Continuations	0	129	0.0%	0.8%	0.6%
% of Patients satisfied with the dentistry they have received	1	1	N/A	94.3%	93.0%
% of Patients satisfied with the time they had to wait for an appointment	1	1	N/A	84.9%	87.5%

* This is based on patients treated on this contract for their most recent course of treatment.

Figures in italics indicate the base number of FP17s or Patient Questionnaire responses are less than 100. N/A is shown where the base number of responses is less than 10 during the period. % is calculated as Quantity/Base number*100

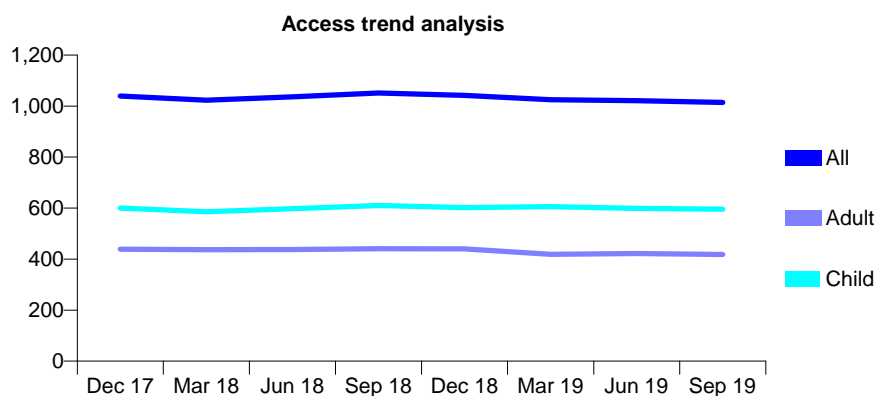
7A7 - Vital Signs At a Glance Contract Report for 964948/0001 - September 2019

Name or company name	MR WJ JENKINS
Contract type name	Pilot Contract
Purpose of contract	General
Contract start date	25/10/2013
Contract end date	

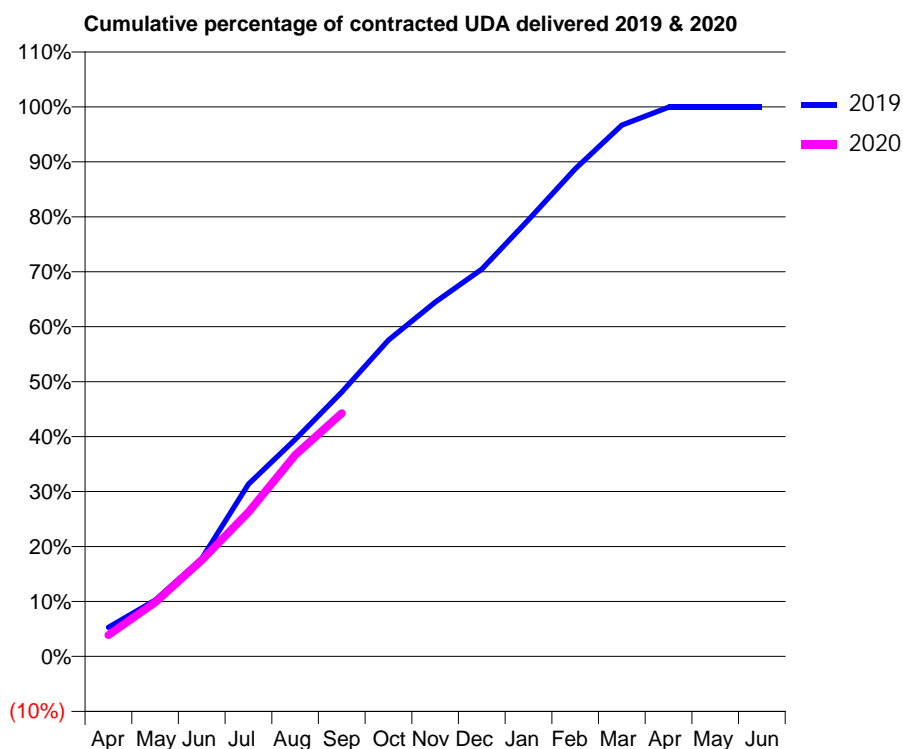
19/20 Contracted general activity (UDA)	2,430
Carry forward general activity (UDA)	2
19/20 Contracted orthodontic activity (UOA)	0
Carry forward orthodontic activity (UOA)	0
Baseline contract value	£81,537.37

ACCESS*

Patients seen in 24 months	Total	Change since previous quarter
Quarter ending September 2018	1,051	
Quarter ending December 2018	1,042	→
Quarter ending March 2019	1,025	↓
Quarter ending June 2019	1,021	→
Quarter ending September 2019	1,014	→
Variance since September 2018	(3.5%)	↓



ACTIVITY



Month	2019	2020
April	129	95
May	249	239
June	433	425
July	762	639
August	959	891
September	1,169	1,075
October	1,399	
November	1,567	
December	1,712	
January	1,931	
February	2,155	
March	2,349	
April	2,428	
May	2,428	
June	2,428	

QUALITY

	Quantity	Base Number	Contract	LHB	Wales
% of FP17s for the same patient ID Re-attending within 3 months - Children	27	445	6.1%	8.9%	10.7%
% of FP17s for the same patient ID Re-attending within 3 months - Adults	28	237	11.8%	13.3%	15.4%
% of FP17s for the same patient ID Re-attending between 3 & 9 months - Children	302	445	67.9%	51.1%	60.1%
% of FP17s for the same patient ID Re-attending between 3 & 9 months - Adults	118	237	49.8%	52.1%	56.7%
% of FP17s for Band 1 Urgent Courses	37	634	5.8%	11.1%	9.1%
% of FP17s Relating to Free Repair or Replacements	0	634	0.0%	0.5%	0.7%
% of FP17s Relating to Continuations	8	634	1.3%	0.8%	0.6%
% of Patients satisfied with the dentistry they have received	8	8	N/A	94.3%	93.0%
% of Patients satisfied with the time they had to wait for an appointment	7	8	N/A	84.9%	87.5%

* This is based on patients treated on this contract for their most recent course of treatment. Figures in italics indicate the base number of FP17s or Patient Questionnaire responses are less than 100. N/A is shown where the base number of responses is less than 10 during the period. % is calculated as Quantity/Base number*100

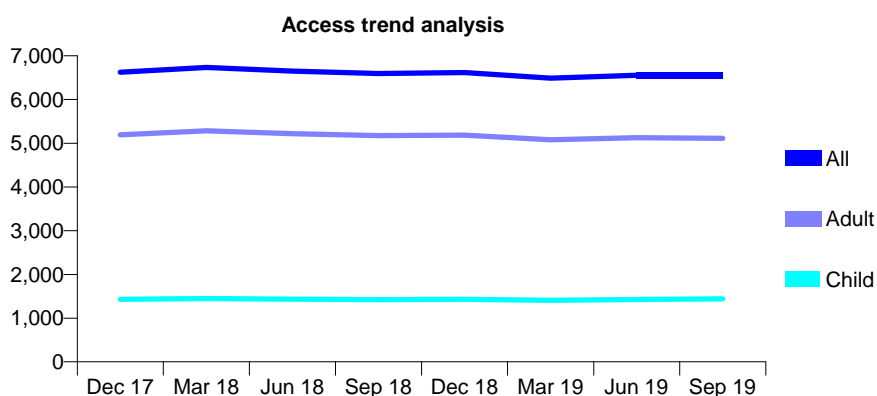
Q44 - Vital Signs At a Glance Contract Report for 100008/0000 - September 2019

Name or company name	Raby Road Dental Centre
Contract type name	GDS Contract
Purpose of contract	General
Contract start date	01/02/2016
Contract end date	

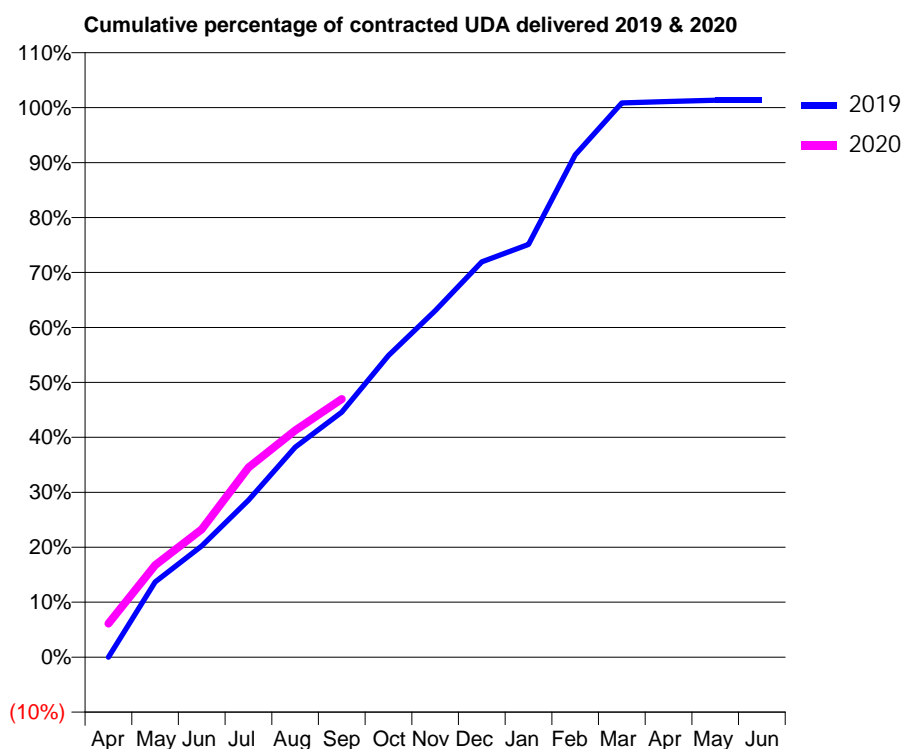
19/20 Contracted general activity (UDA)	19,145
Carry forward general activity (UDA)	0
19/20 Contracted orthodontic activity (UOA)	0
Carry forward orthodontic activity (UOA)	0
Baseline contract value	£560,245.77

ACCESS*

Patients seen in 24 months	Total	Change since previous quarter
Quarter ending September 2018	6,597	
Quarter ending December 2018	6,617	→
Quarter ending March 2019	6,489	↓
Quarter ending June 2019	6,554	→
Quarter ending September 2019	6,554	→
Variance since September 2018	(0.7%)	→



ACTIVITY



Month	Adjusted Scheduled Activity (UDA)	
	2019	2020
April	0	1,167
May	2,622	3,210
June	3,871	4,452
July	5,471	6,610
August	7,317	7,903
September	8,539	8,993
October	10,510	
November	12,069	
December	13,770	
January	14,375	
February	17,499	
March	19,305	
April	19,359	
May	19,397	
June	19,397	

QUALITY

	Quantity	Base Number	Contract	AT	Region	England
% of FP17s for the same patient ID Re-attending within 3 months - Children	78	1,064	7.3%	11.6%	12.1%	11.5%
% of FP17s for the same patient ID Re-attending within 3 months - Adults	451	3,609	12.5%	16.0%	15.6%	15.4%
% of FP17s for the same patient ID Re-attending between 3 & 9 months - Children	642	1,064	60.3%	57.9%	61.2%	59.7%
% of FP17s for the same patient ID Re-attending between 3 & 9 months - Adults	2,149	3,609	59.5%	52.7%	54.3%	51.7%
% of FP17s for Band 1 Urgent Courses	321	4,639	6.9%	9.9%	9.1%	9.2%
% of FP17s Relating to Free Repair or Replacements	83	4,639	1.8%	1.0%	0.9%	0.7%
% of FP17s Relating to Continuations	20	4,639	0.4%	1.0%	1.0%	0.8%
% of Patients satisfied with the dentistry they have received	2	2	N/A	92.9%	94.4%	93.5%
% of Patients satisfied with the time they had to wait for an appointment	2	2	N/A	86.5%	88.1%	87.4%

* This is based on patients treated on this contract for their most recent course of treatment. Figures in italics indicate the base number of FP17s or Patient Questionnaire responses are less than 100. N/A is shown where the base number of responses is less than 10 during the period. % is calculated as Quantity/Base number*100

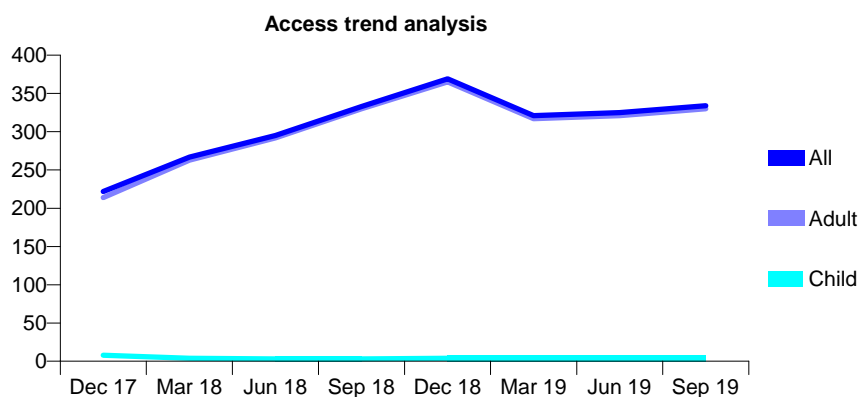
Q44 - Vital Signs At a Glance Contract Report for 100122/0000 - September 2019

Name or company name	The Old Surgery Dental Practice Ltd
Contract type name	PDS Contract
Purpose of contract	General
Contract start date	01/12/2016
Contract end date	30/11/2021

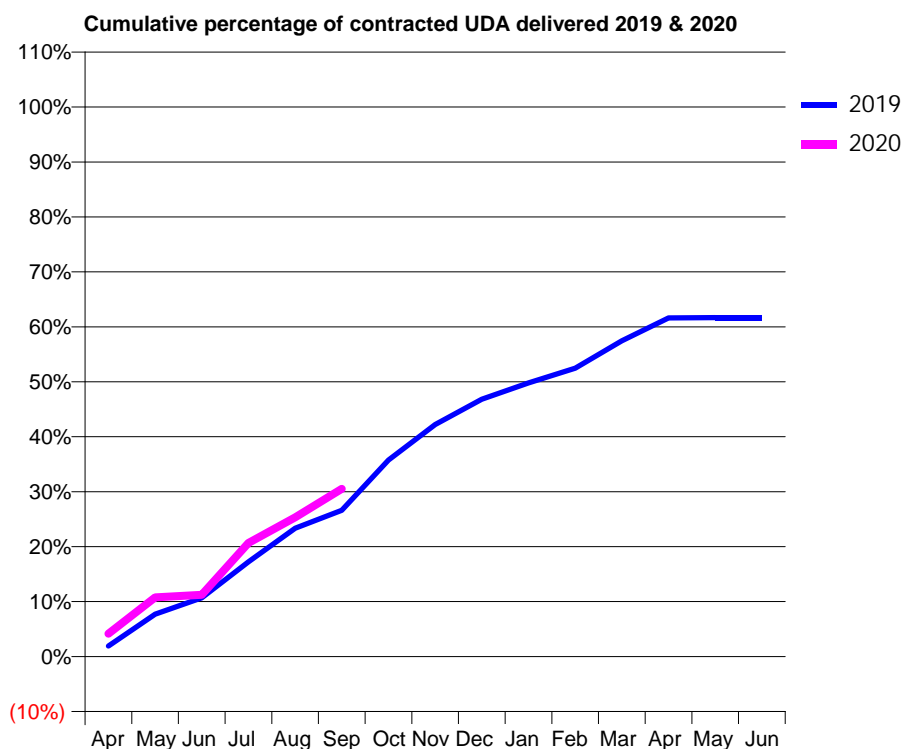
19/20 Contracted general activity (UDA)	3,300
Carry forward general activity (UDA)	0
19/20 Contracted orthodontic activity (UOA)	0
Carry forward orthodontic activity (UOA)	0
Baseline contract value	£180,269.89

ACCESS*

Patients seen in 24 months	Total	Change since previous quarter
Quarter ending September 2018	333	
Quarter ending December 2018	369	↑
Quarter ending March 2019	321	↓
Quarter ending June 2019	325	→
Quarter ending September 2019	334	↑
Variance since September 2018	0.3%	→



ACTIVITY



Month	Adjusted Scheduled Activity (UDA)	
	2019	2020
April	64	137
May	254	355
June	353	371
July	569	683
August	771	836
September	878	1,007
October	1,180	
November	1,394	
December	1,545	
January	1,644	
February	1,732	
March	1,896	
April	2,034	
May	2,035	
June	2,035	

QUALITY

	Quantity	Base Number	Contract	AT	Region	England
% of FP17s for the same patient ID Re-attending within 3 months - Children	0	2	0.0%	11.6%	12.1%	11.5%
% of FP17s for the same patient ID Re-attending within 3 months - Adults	5	443	1.1%	16.0%	15.6%	15.4%
% of FP17s for the same patient ID Re-attending between 3 & 9 months - Children	0	2	0.0%	57.9%	61.2%	59.7%
% of FP17s for the same patient ID Re-attending between 3 & 9 months - Adults	3	443	0.7%	52.7%	54.3%	51.7%
% of FP17s for Band 1 Urgent Courses	0	393	0.0%	9.9%	9.1%	9.2%
% of FP17s Relating to Free Repair or Replacements	0	393	0.0%	1.0%	0.9%	0.7%
% of FP17s Relating to Continuations	0	393	0.0%	1.0%	1.0%	0.8%
% of Patients satisfied with the dentistry they have received	1	1	N/A	92.9%	94.4%	93.5%
% of Patients satisfied with the time they had to wait for an appointment	1	1	N/A	86.5%	88.1%	87.4%

* This is based on patients treated on this contract for their most recent course of treatment. Figures in italics indicate the base number of FP17s or Patient Questionnaire responses are less than 100. N/A is shown where the base number of responses is less than 10 during the period. % is calculated as Quantity/Base number*100

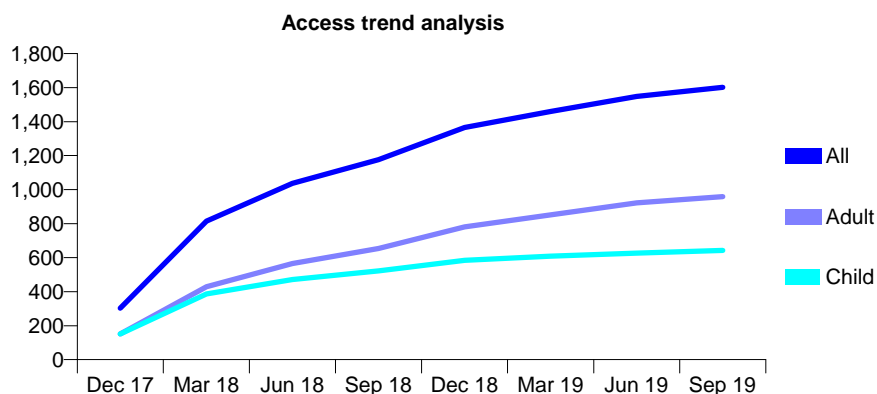
Q44 - Vital Signs At a Glance Contract Report for 100521/0000 - September 2019

Name or company name	Wirral Community Trust
Contract type name	PDS Contract
Purpose of contract	General
Contract start date	01/10/2017
Contract end date	30/09/2022

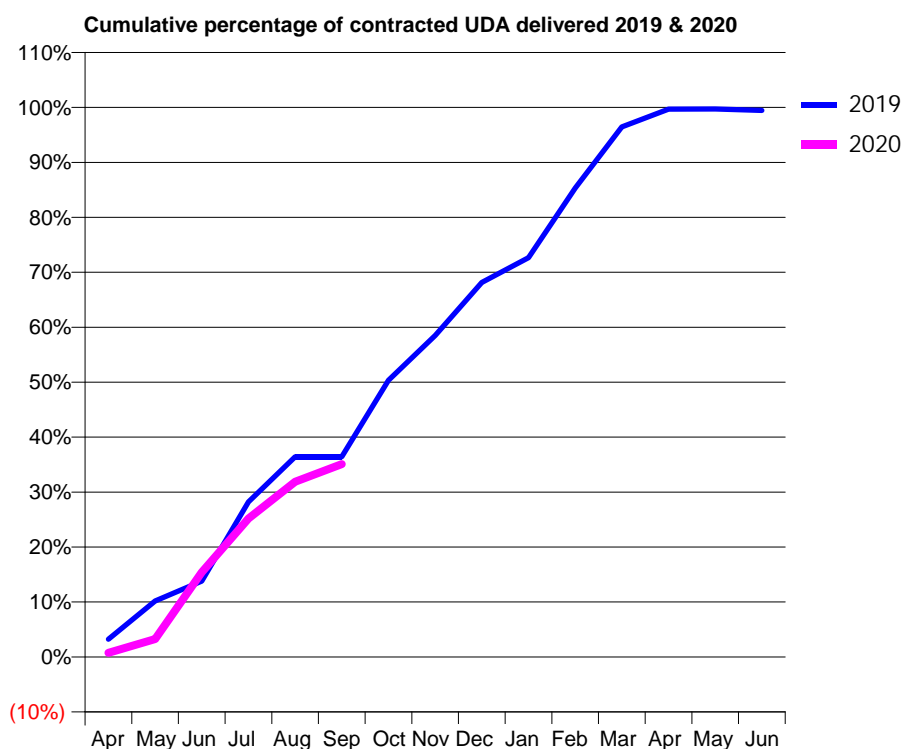
19/20 Contracted general activity (UDA)	5,355
Carry forward general activity (UDA)	30
19/20 Contracted orthodontic activity (UOA)	0
Carry forward orthodontic activity (UOA)	0
Baseline contract value	£167,071.88

ACCESS*

Patients seen in 24 months	Total	Change since previous quarter
Quarter ending September 2018	1,176	
Quarter ending December 2018	1,365	↑
Quarter ending March 2019	1,460	↑
Quarter ending June 2019	1,548	↑
Quarter ending September 2019	1,602	↑
Variance since September 2018	36.2%	↑



ACTIVITY



Adjusted Scheduled Activity (UDA)		
Month	2019	2020
April	174	41
May	545	174
June	739	824
July	1,511	1,350
August	1,951	1,707
September	1,951	1,880
October	2,696	
November	3,133	
December	3,650	
January	3,891	
February	4,568	
March	5,165	
April	5,338	
May	5,339	
June	5,325	

QUALITY

	Quantity	Base Number	Contract	AT	Region	England
% of FP17s for the same patient ID Re-attending within 3 months - Children	58	359	16.2%	11.6%	12.1%	11.5%
% of FP17s for the same patient ID Re-attending within 3 months - Adults	45	422	10.7%	16.0%	15.6%	15.4%
% of FP17s for the same patient ID Re-attending between 3 & 9 months - Children	128	359	35.7%	57.9%	61.2%	59.7%
% of FP17s for the same patient ID Re-attending between 3 & 9 months - Adults	160	422	37.9%	52.7%	54.3%	51.7%
% of FP17s for Band 1 Urgent Courses	41	717	5.7%	9.9%	9.1%	9.2%
% of FP17s Relating to Free Repair or Replacements	6	717	0.8%	1.0%	0.9%	0.7%
% of FP17s Relating to Continuations	5	717	0.7%	1.0%	1.0%	0.8%
% of Patients satisfied with the dentistry they have received	0	0	N/A	92.9%	94.4%	93.5%
% of Patients satisfied with the time they had to wait for an appointment	0	0	N/A	86.5%	88.1%	87.4%

* This is based on patients treated on this contract for their most recent course of treatment. Figures in italics indicate the base number of FP17s or Patient Questionnaire responses are less than 100. N/A is shown where the base number of responses is less than 10 during the period. % is calculated as Quantity/Base number*100

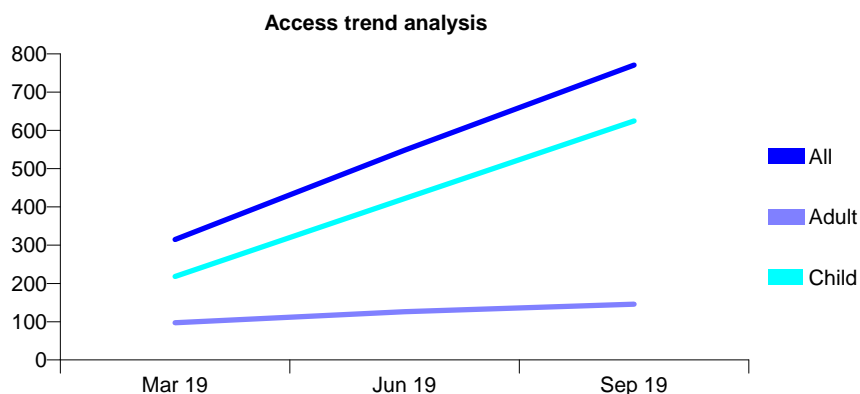
Q44 - Vital Signs At a Glance Contract Report for 100961/0000 - September 2019

Name or company name	Holmes Chapel Dental Practice
Contract type name	PDS Contract
Purpose of contract	General
Contract start date	01/01/2019
Contract end date	31/03/2023

19/20 Contracted general activity (UDA)	5,000
Carry forward general activity (UDA)	0
19/20 Contracted orthodontic activity (UOA)	0
Carry forward orthodontic activity (UOA)	0
Baseline contract value	£112,565.06

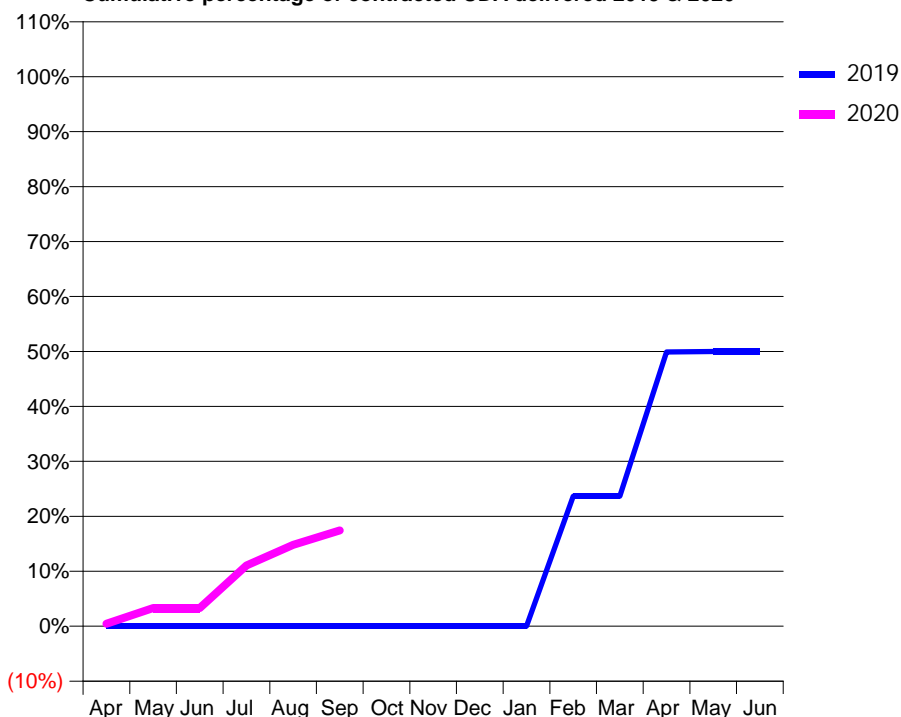
ACCESS*

Patients seen in 24 months	Total	Change since previous quarter
Quarter ending September 2018	0	
Quarter ending December 2018	0	
Quarter ending March 2019	315	
Quarter ending June 2019	548	↑
Quarter ending September 2019	771	↑
Variance since September 2018	N/A	



ACTIVITY

Cumulative percentage of contracted UDA delivered 2019 & 2020



Month	2019	2020
April	0	22
May	0	166
June	0	166
July	0	552
August	0	740
September	0	871
October	0	
November	0	
December	0	
January	0	
February	296	
March	296	
April	624	
May	625	
June	625	

QUALITY

	Quantity	Base Number	Contract	AT	Region	England
% of FP17s for the same patient ID Re-attending within 3 months - Children	45	773	5.8%	11.6%	12.1%	11.5%
% of FP17s for the same patient ID Re-attending within 3 months - Adults	3	107	2.8%	16.0%	15.6%	15.4%
% of FP17s for the same patient ID Re-attending between 3 & 9 months - Children	159	773	20.6%	57.9%	61.2%	59.7%
% of FP17s for the same patient ID Re-attending between 3 & 9 months - Adults	15	107	14.0%	52.7%	54.3%	51.7%
% of FP17s for Band 1 Urgent Courses	22	690	3.2%	9.9%	9.1%	9.2%
% of FP17s Relating to Free Repair or Replacements	0	690	0.0%	1.0%	0.9%	0.7%
% of FP17s Relating to Continuations	0	690	0.0%	1.0%	1.0%	0.8%
% of Patients satisfied with the dentistry they have received	0	0	N/A	92.9%	94.4%	93.5%
% of Patients satisfied with the time they had to wait for an appointment	0	0	N/A	86.5%	88.1%	87.4%

* This is based on patients treated on this contract for their most recent course of treatment.

Figures in italics indicate the base number of FP17s or Patient Questionnaire responses are less than 100. N/A is shown where the base number of responses is less than 10 during the period. % is calculated as Quantity/Base number*100

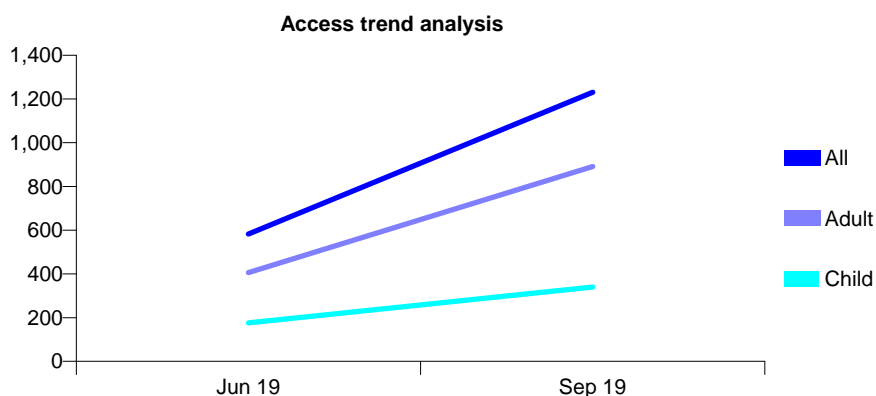
Q44 - Vital Signs At a Glance Contract Report for 101017/0000 - September 2019

Name or company name	MR QM JAFFRI
Contract type name	GDS Contract
Purpose of contract	General
Contract start date	01/04/2019
Contract end date	

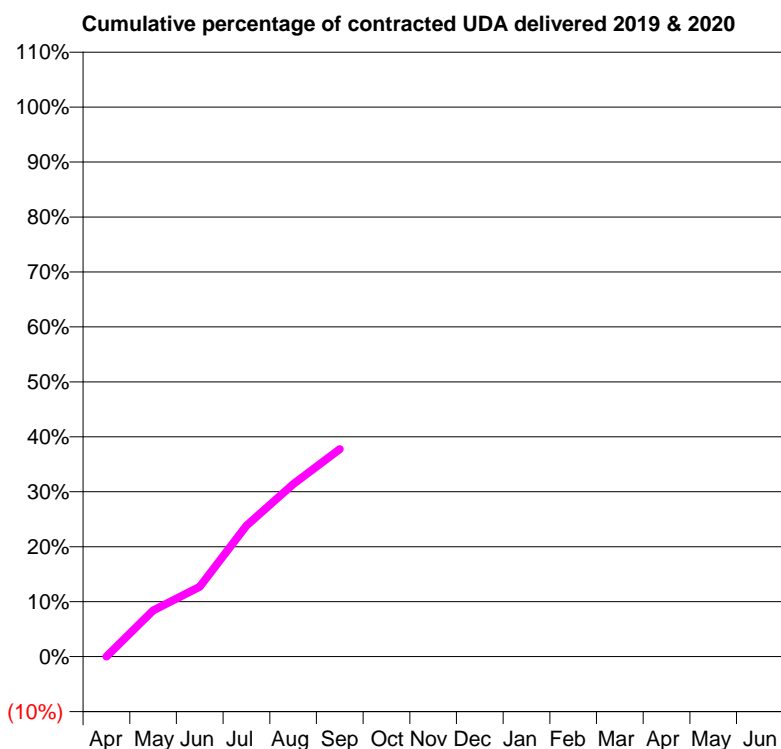
19/20 Contracted general activity (UDA)	8,000
Carry forward general activity (UDA)	0
19/20 Contracted orthodontic activity (UOA)	0
Carry forward orthodontic activity (UOA)	0
Baseline contract value	£245,701.14

ACCESS*

Patients seen in 24 months	Total	Change since previous quarter
Quarter ending September 2018	0	
Quarter ending December 2018	0	
Quarter ending March 2019	0	
Quarter ending June 2019	582	↑
Quarter ending September 2019	1,231	↑
Variance since September 2018	N/A	



ACTIVITY



Month	Adjusted Scheduled Activity (UDA)	
	2019	2020
April	0	0
May	0	672
June	0	1,018
July	0	1,907
August	0	2,511
September	0	3,022
October	0	
November	0	
December	0	
January	0	
February	0	
March	0	
April	0	
May	0	
June	0	

QUALITY

	Quantity	Base Number	Contract	AT	Region	England
% of FP17s for the same patient ID Re-attending within 3 months - Children	32	393	8.1%	11.6%	12.1%	11.5%
% of FP17s for the same patient ID Re-attending within 3 months - Adults	111	1,065	10.4%	16.0%	15.6%	15.4%
% of FP17s for the same patient ID Re-attending between 3 & 9 months - Children	14	393	3.6%	57.9%	61.2%	59.7%
% of FP17s for the same patient ID Re-attending between 3 & 9 months - Adults	15	1,065	1.4%	52.7%	54.3%	51.7%
% of FP17s for Band 1 Urgent Courses	300	1,458	20.6%	9.9%	9.1%	9.2%
% of FP17s Relating to Free Repair or Replacements	10	1,458	0.7%	1.0%	0.9%	0.7%
% of FP17s Relating to Continuations	9	1,458	0.6%	1.0%	1.0%	0.8%
% of Patients satisfied with the dentistry they have received	1	1	N/A	92.9%	94.4%	93.5%
% of Patients satisfied with the time they had to wait for an appointment	1	1	N/A	86.5%	88.1%	87.4%

* This is based on patients treated on this contract for their most recent course of treatment. Figures in italics indicate the base number of FP17s or Patient Questionnaire responses are less than 100. N/A is shown where the base number of responses is less than 10 during the period. % is calculated as Quantity/Base number*100

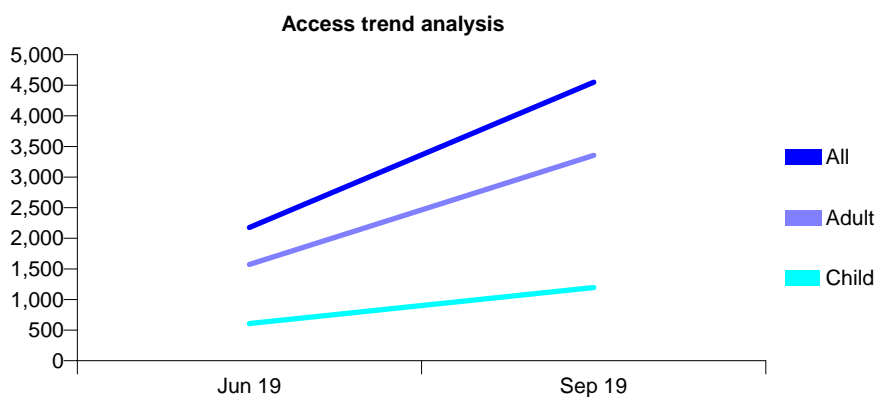
Q44 - Vital Signs At a Glance Contract Report for 101104/0000 - September 2019

Name or company name	Westbourne Dental Practice Wirral Limited
Contract type name	GDS Contract
Purpose of contract	General
Contract start date	01/04/2019
Contract end date	

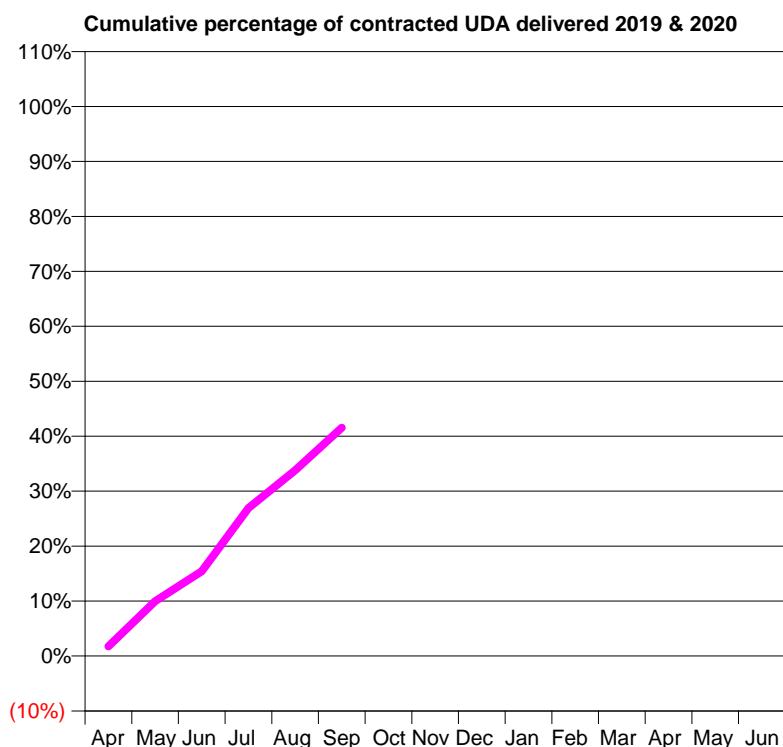
19/20 Contracted general activity (UDA)	25,485
Carry forward general activity (UDA)	45
19/20 Contracted orthodontic activity (UOA)	0
Carry forward orthodontic activity (UOA)	0
Baseline contract value	£808,587.79

ACCESS*

Patients seen in 24 months	Total	Change since previous quarter
Quarter ending September 2018	0	
Quarter ending December 2018	0	
Quarter ending March 2019	0	
Quarter ending June 2019	2,178	↑
Quarter ending September 2019	4,550	↑
Variance since September 2018	N/A	



ACTIVITY



Month	Adjusted Scheduled Activity (UDA)	
	2019	2020
April	0	446
May	0	2,544
June	0	3,930
July	0	6,865
August	0	8,612
September	0	10,586
October	0	
November	0	
December	0	
January	0	
February	0	
March	0	
April	0	
May	0	
June	0	

QUALITY

	Quantity	Base Number	Contract	AT	Region	England
% of FP17s for the same patient ID Re-attending within 3 months - Children	72	1,390	5.2%	11.6%	12.1%	11.5%
% of FP17s for the same patient ID Re-attending within 3 months - Adults	645	4,149	15.5%	16.0%	15.6%	15.4%
% of FP17s for the same patient ID Re-attending between 3 & 9 months - Children	112	1,390	8.1%	57.9%	61.2%	59.7%
% of FP17s for the same patient ID Re-attending between 3 & 9 months - Adults	85	4,149	2.0%	52.7%	54.3%	51.7%
% of FP17s for Band 1 Urgent Courses	776	5,177	15.0%	9.9%	9.1%	9.2%
% of FP17s Relating to Free Repair or Replacements	61	5,177	1.2%	1.0%	0.9%	0.7%
% of FP17s Relating to Continuations	20	5,177	0.4%	1.0%	1.0%	0.8%
% of Patients satisfied with the dentistry they have received	1	1	N/A	92.9%	94.4%	93.5%
% of Patients satisfied with the time they had to wait for an appointment	1	1	N/A	86.5%	88.1%	87.4%

* This is based on patients treated on this contract for their most recent course of treatment. Figures in italics indicate the base number of FP17s or Patient Questionnaire responses are less than 100. N/A is shown where the base number of responses is less than 10 during the period. % is calculated as Quantity/Base number*100

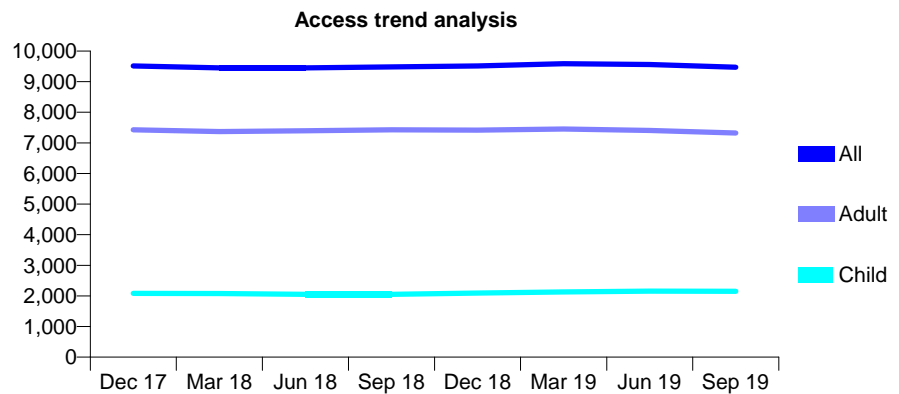
Q44 - Vital Signs At a Glance Contract Report for 101281/0067 - September 2019

Name or company name	OASIS DENTAL CARE LTD
Contract type name	GDS Contract
Purpose of contract	General
Contract start date	01/04/2006
Contract end date	

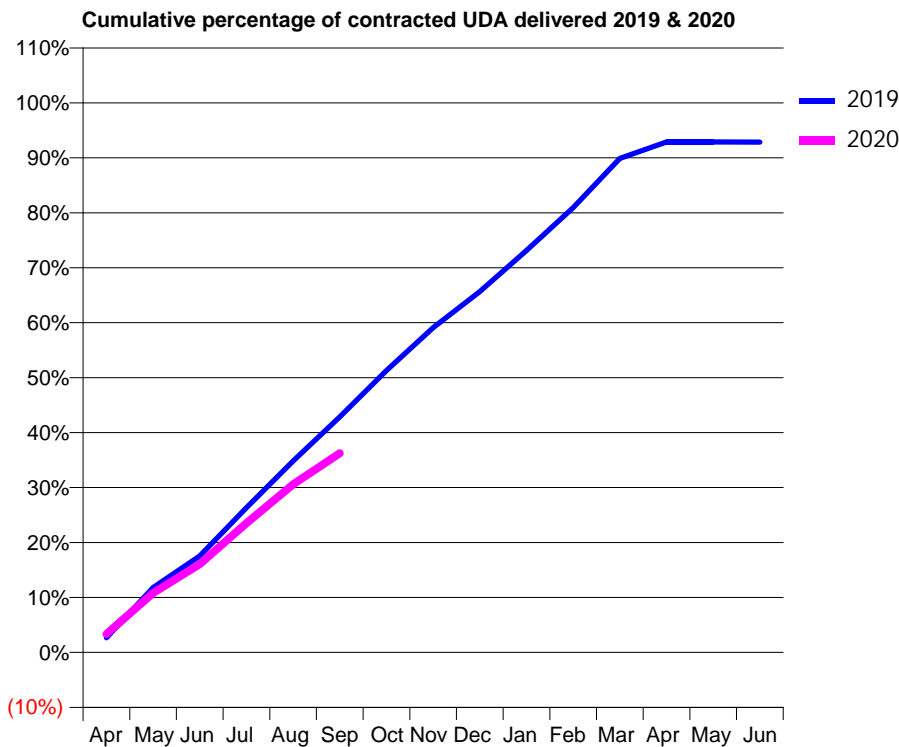
19/20 Contracted general activity (UDA)	30,922
Carry forward general activity (UDA)	0
19/20 Contracted orthodontic activity (UOA)	0
Carry forward orthodontic activity (UOA)	0
Baseline contract value	£686,535.88

ACCESS*

Patients seen in 24 months	Total	Change since previous quarter
Quarter ending September 2018	9,483	
Quarter ending December 2018	9,512	→
Quarter ending March 2019	9,588	→
Quarter ending June 2019	9,560	→
Quarter ending September 2019	9,471	→
Variance since September 2018	(0.1%)	→



ACTIVITY



Month	2019	2020
April	831	1,034
May	3,647	3,341
June	5,426	4,967
July	8,143	7,275
August	10,780	9,462
September	13,254	11,205
October	15,859	
November	18,273	
December	20,300	
January	22,616	
February	25,026	
March	27,791	
April	28,721	
May	28,719	
June	28,716	

QUALITY

	Quantity	Base Number	Contract	AT	Region	England
% of FP17s for the same patient ID Re-attending within 3 months - Children	261	1,890	13.8%	11.6%	12.1%	11.5%
% of FP17s for the same patient ID Re-attending within 3 months - Adults	746	5,146	14.5%	16.0%	15.6%	15.4%
% of FP17s for the same patient ID Re-attending between 3 & 9 months - Children	1,247	1,890	66.0%	57.9%	61.2%	59.7%
% of FP17s for the same patient ID Re-attending between 3 & 9 months - Adults	3,244	5,146	63.0%	52.7%	54.3%	51.7%
% of FP17s for Band 1 Urgent Courses	855	6,548	13.1%	9.9%	9.1%	9.2%
% of FP17s Relating to Free Repair or Replacements	86	6,548	1.3%	1.0%	0.9%	0.7%
% of FP17s Relating to Continuations	17	6,548	0.3%	1.0%	1.0%	0.8%
% of Patients satisfied with the dentistry they have received	1	1	N/A	92.9%	94.4%	93.5%
% of Patients satisfied with the time they had to wait for an appointment	1	1	N/A	86.5%	88.1%	87.4%

* This is based on patients treated on this contract for their most recent course of treatment. Figures in italics indicate the base number of FP17s or Patient Questionnaire responses are less than 100. N/A is shown where the base number of responses is less than 10 during the period. % is calculated as Quantity/Base number*100

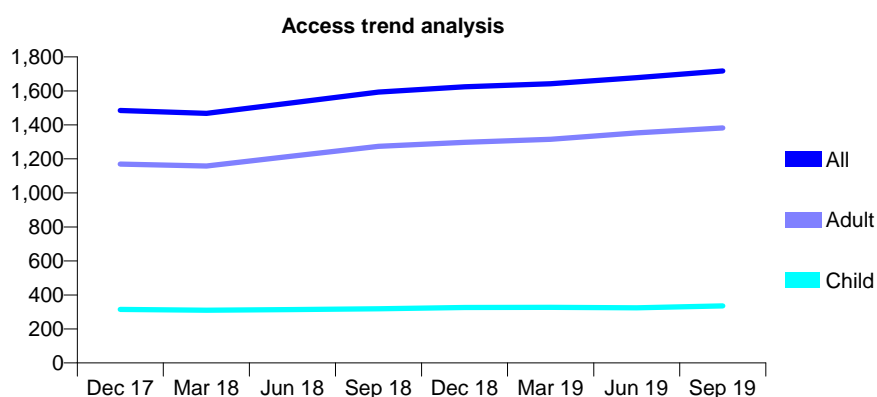
Q44 - Vital Signs At a Glance Contract Report for 101281/0083 - September 2019

Name or company name	OASIS DENTAL CARE LTD
Contract type name	PDS Contract
Purpose of contract	General
Contract start date	01/04/2006
Contract end date	31/03/2020

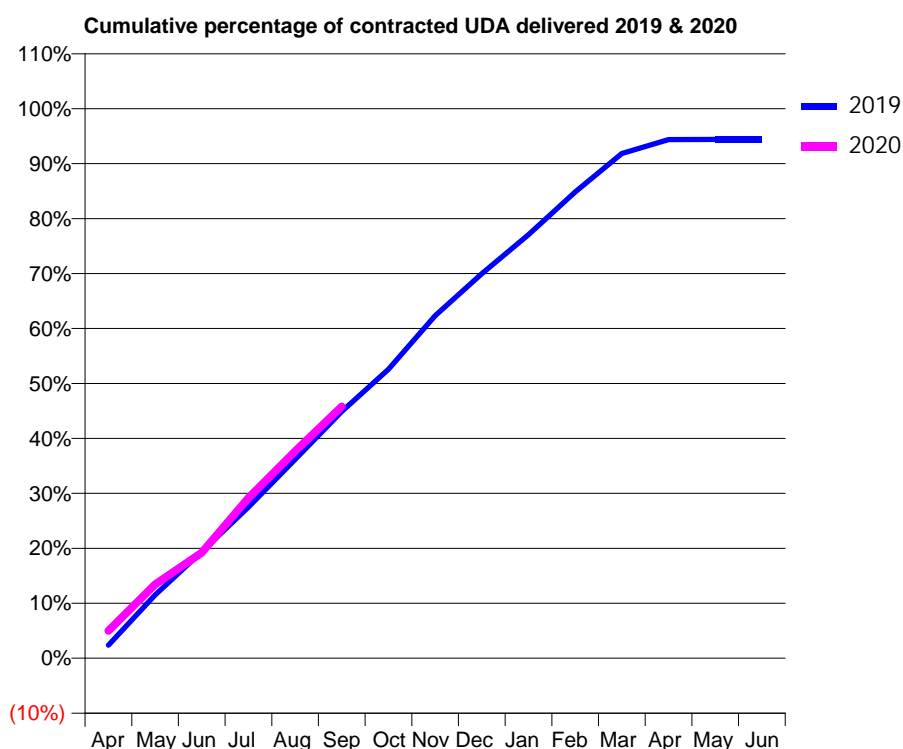
19/20 Contracted general activity (UDA)	5,676
Carry forward general activity (UDA)	0
19/20 Contracted orthodontic activity (UOA)	0
Carry forward orthodontic activity (UOA)	0
Baseline contract value	£138,646.83

ACCESS*

Patients seen in 24 months	Total	Change since previous quarter
Quarter ending September 2018	1,593	
Quarter ending December 2018	1,624	→
Quarter ending March 2019	1,642	→
Quarter ending June 2019	1,677	↑
Quarter ending September 2019	1,717	↑
Variance since September 2018	7.8%	↑



ACTIVITY



Month	2019	2020
April	134	282
May	654	763
June	1,100	1,090
July	1,561	1,657
August	2,054	2,138
September	2,549	2,600
October	2,984	
November	3,538	
December	3,971	
January	4,375	
February	4,817	
March	5,212	
April	5,356	
May	5,359	
June	5,359	

QUALITY

	Quantity	Base Number	Contract	AT	Region	England
% of FP17s for the same patient ID Re-attending within 3 months - Children	26	247	10.5%	11.6%	12.1%	11.5%
% of FP17s for the same patient ID Re-attending within 3 months - Adults	188	1,051	17.9%	16.0%	15.6%	15.4%
% of FP17s for the same patient ID Re-attending between 3 & 9 months - Children	130	247	52.6%	57.9%	61.2%	59.7%
% of FP17s for the same patient ID Re-attending between 3 & 9 months - Adults	491	1,051	46.7%	52.7%	54.3%	51.7%
% of FP17s for Band 1 Urgent Courses	121	1,230	9.8%	9.9%	9.1%	9.2%
% of FP17s Relating to Free Repair or Replacements	16	1,230	1.3%	1.0%	0.9%	0.7%
% of FP17s Relating to Continuations	18	1,230	1.5%	1.0%	1.0%	0.8%
% of Patients satisfied with the dentistry they have received	1	1	N/A	92.9%	94.4%	93.5%
% of Patients satisfied with the time they had to wait for an appointment	1	1	N/A	86.5%	88.1%	87.4%

* This is based on patients treated on this contract for their most recent course of treatment. Figures in italics indicate the base number of FP17s or Patient Questionnaire responses are less than 100. N/A is shown where the base number of responses is less than 10 during the period. % is calculated as Quantity/Base number*100

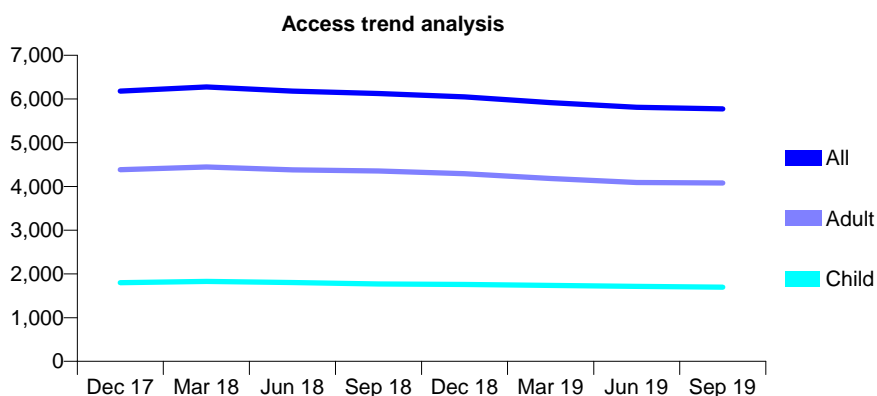
Q44 - Vital Signs At a Glance Contract Report for 101338/0024 - September 2019

Name or company name	Whitecross Dental Care Limited
Contract type name	GDS Contract
Purpose of contract	General
Contract start date	01/04/2006
Contract end date	

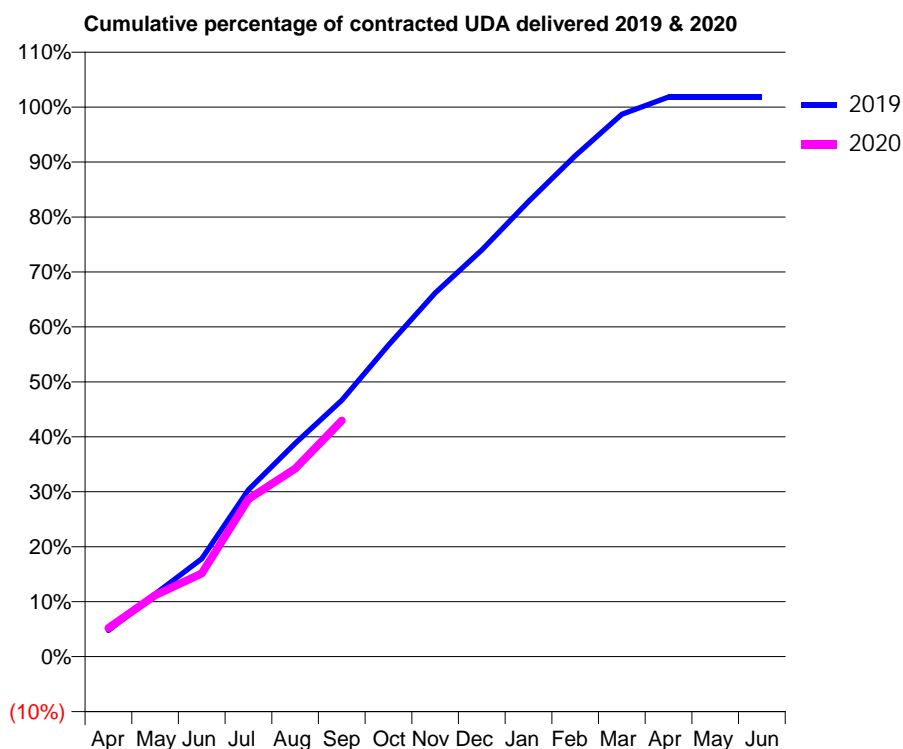
19/20 Contracted general activity (UDA)	15,042
Carry forward general activity (UDA)	0
19/20 Contracted orthodontic activity (UOA)	0
Carry forward orthodontic activity (UOA)	0
Baseline contract value	£467,504.18

ACCESS*

Patients seen in 24 months	Total	Change since previous quarter
Quarter ending September 2018	6,126	
Quarter ending December 2018	6,051	↓
Quarter ending March 2019	5,917	↓
Quarter ending June 2019	5,809	↓
Quarter ending September 2019	5,776	→
Variance since September 2018	(5.7%)	↓



ACTIVITY



Month	Adjusted Scheduled Activity (UDA)	
	2019	2020
April	718	785
May	1,712	1,681
June	2,678	2,277
July	4,569	4,314
August	5,837	5,147
September	7,012	6,460
October	8,525	
November	9,957	
December	11,127	
January	12,455	
February	13,708	
March	14,842	
April	15,314	
May	15,318	
June	15,313	

QUALITY

	Quantity	Base Number	Contract	AT	Region	England
% of FP17s for the same patient ID Re-attending within 3 months - Children	73	1,264	5.8%	11.6%	12.1%	11.5%
% of FP17s for the same patient ID Re-attending within 3 months - Adults	229	2,680	8.5%	16.0%	15.6%	15.4%
% of FP17s for the same patient ID Re-attending between 3 & 9 months - Children	701	1,264	55.5%	57.9%	61.2%	59.7%
% of FP17s for the same patient ID Re-attending between 3 & 9 months - Adults	1,353	2,680	50.5%	52.7%	54.3%	51.7%
% of FP17s for Band 1 Urgent Courses	171	3,734	4.6%	9.9%	9.1%	9.2%
% of FP17s Relating to Free Repair or Replacements	17	3,734	0.5%	1.0%	0.9%	0.7%
% of FP17s Relating to Continuations	30	3,734	0.8%	1.0%	1.0%	0.8%
% of Patients satisfied with the dentistry they have received	1	1	N/A	92.9%	94.4%	93.5%
% of Patients satisfied with the time they had to wait for an appointment	1	1	N/A	86.5%	88.1%	87.4%

* This is based on patients treated on this contract for their most recent course of treatment. Figures in italics indicate the base number of FP17s or Patient Questionnaire responses are less than 100. N/A is shown where the base number of responses is less than 10 during the period. % is calculated as Quantity/Base number*100

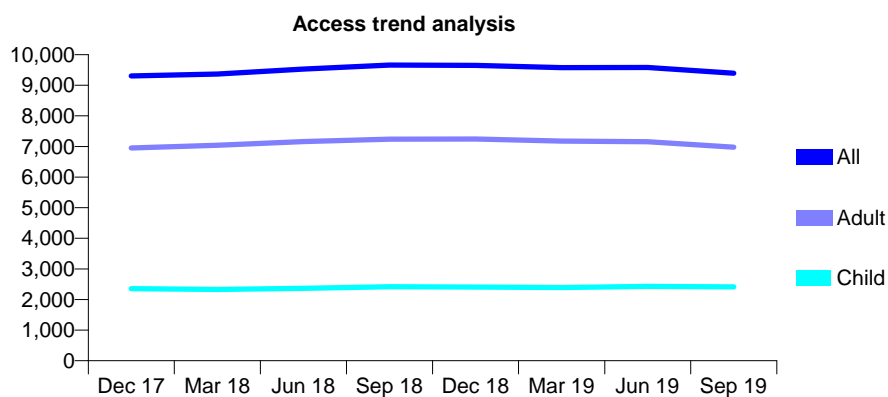
Q44 - Vital Signs At a Glance Contract Report for 101370/0022 - September 2019

Name or company name	Petrie Tucker & Partners Ltd
Contract type name	GDS Contract
Purpose of contract	General
Contract start date	01/04/2006
Contract end date	

19/20 Contracted general activity (UDA)	24,920
Carry forward general activity (UDA)	0
19/20 Contracted orthodontic activity (UOA)	0
Carry forward orthodontic activity (UOA)	0
Baseline contract value	£741,281.92

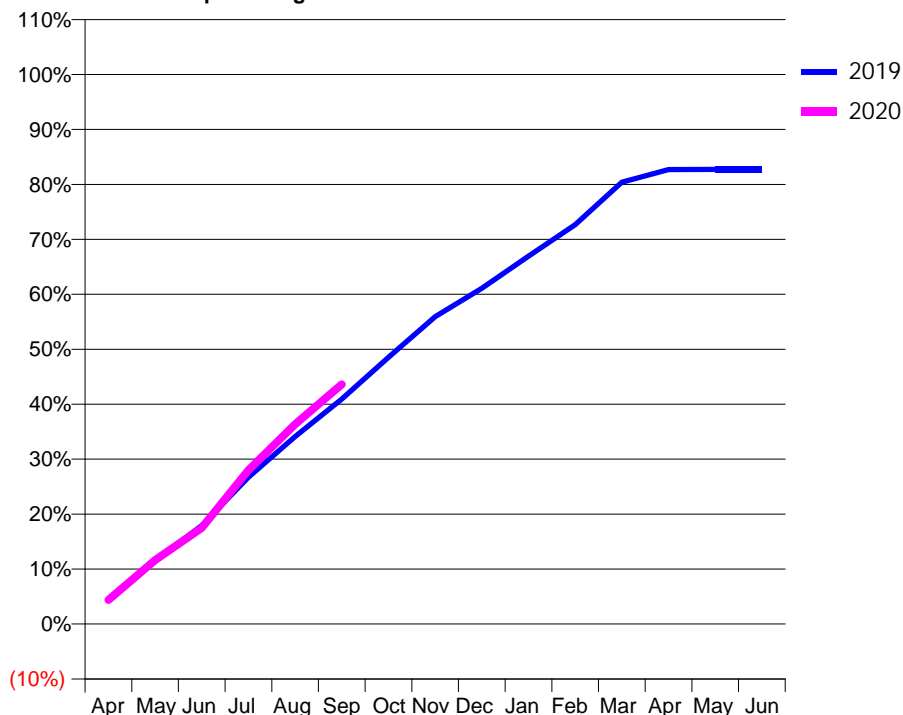
ACCESS*

Patients seen in 24 months	Total	Change since previous quarter
Quarter ending September 2018	9,660	
Quarter ending December 2018	9,651	→
Quarter ending March 2019	9,574	→
Quarter ending June 2019	9,586	→
Quarter ending September 2019	9,391	↓
Variance since September 2018	(2.8%)	↓



ACTIVITY

Cumulative percentage of contracted UDA delivered 2019 & 2020



Adjusted Scheduled Activity (UDA)

Month	2019	2020
April	1,091	1,094
May	2,871	2,901
June	4,465	4,355
July	6,659	6,976
August	8,499	9,064
September	10,201	10,871
October	12,091	
November	13,938	
December	15,227	
January	16,684	
February	18,111	
March	20,030	
April	20,603	
May	20,611	
June	20,611	

QUALITY

	Quantity	Base Number	Contract	AT	Region	England
% of FP17s for the same patient ID Re-attending within 3 months - Children	72	1,558	4.6%	11.6%	12.1%	11.5%
% of FP17s for the same patient ID Re-attending within 3 months - Adults	362	3,859	9.4%	16.0%	15.6%	15.4%
% of FP17s for the same patient ID Re-attending between 3 & 9 months - Children	666	1,558	42.7%	57.9%	61.2%	59.7%
% of FP17s for the same patient ID Re-attending between 3 & 9 months - Adults	1,387	3,859	35.9%	52.7%	54.3%	51.7%
% of FP17s for Band 1 Urgent Courses	273	5,171	5.3%	9.9%	9.1%	9.2%
% of FP17s Relating to Free Repair or Replacements	44	5,171	0.9%	1.0%	0.9%	0.7%
% of FP17s Relating to Continuations	69	5,171	1.3%	1.0%	1.0%	0.8%
% of Patients satisfied with the dentistry they have received	3	3	N/A	92.9%	94.4%	93.5%
% of Patients satisfied with the time they had to wait for an appointment	1	3	N/A	86.5%	88.1%	87.4%

* This is based on patients treated on this contract for their most recent course of treatment. Figures in italics indicate the base number of FP17s or Patient Questionnaire responses are less than 100. N/A is shown where the base number of responses is less than 10 during the period. % is calculated as Quantity/Base number*100

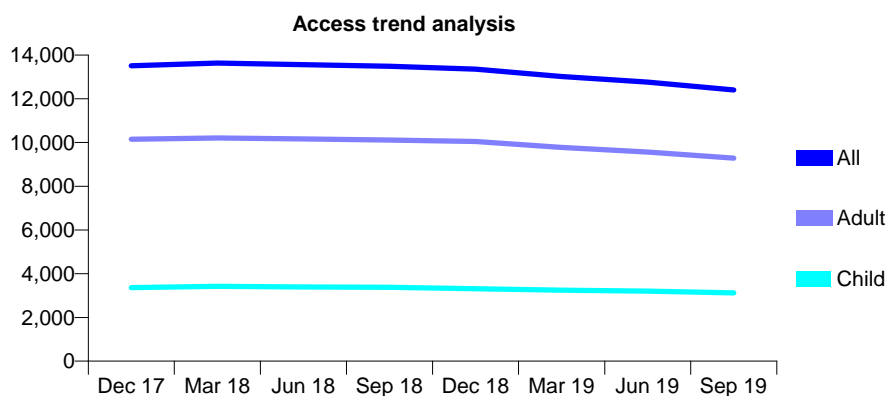
Q44 - Vital Signs At a Glance Contract Report for 101370/0086 - September 2019

Name or company name	Petrie Tucker & Partners Ltd
Contract type name	GDS Contract
Purpose of contract	General
Contract start date	01/04/2007
Contract end date	

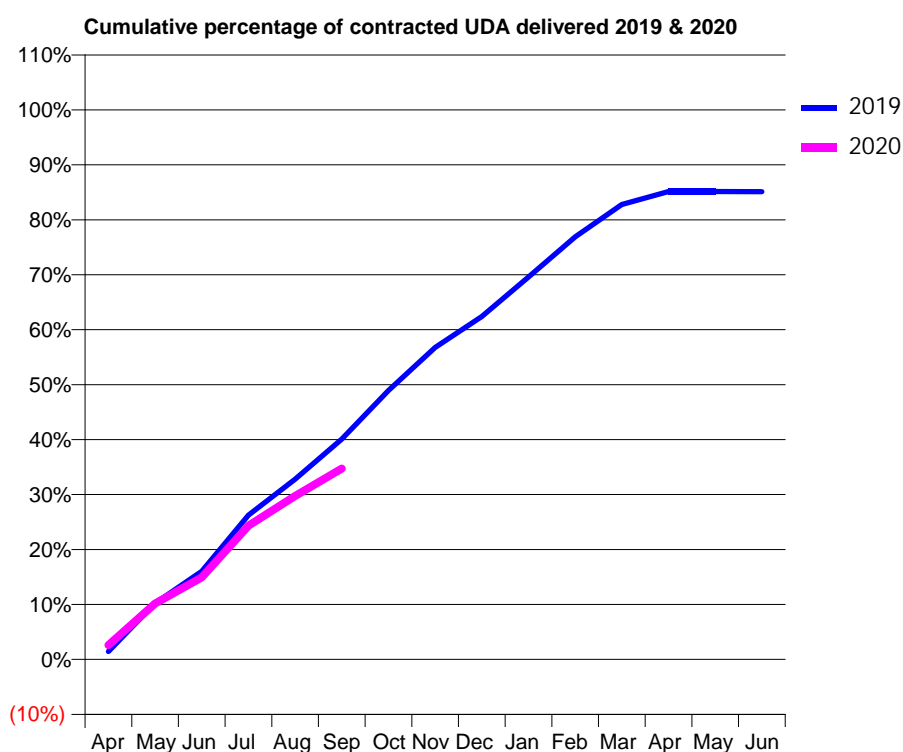
19/20 Contracted general activity (UDA)	41,938
Carry forward general activity (UDA)	0
19/20 Contracted orthodontic activity (UOA)	0
Carry forward orthodontic activity (UOA)	0
Baseline contract value	£1,177,098.74

ACCESS*

Patients seen in 24 months	Total	Change since previous quarter
Quarter ending September 2018	13,489	
Quarter ending December 2018	13,355	→
Quarter ending March 2019	13,023	↓
Quarter ending June 2019	12,765	↓
Quarter ending September 2019	12,404	↓
Variance since September 2018	(8.0%)	↓



ACTIVITY



Month	2019	2020
April	605	1,093
May	4,295	4,267
June	6,717	6,266
July	11,014	10,203
August	13,751	12,472
September	16,807	14,571
October	20,525	
November	23,814	
December	26,173	
January	29,182	
February	32,251	
March	34,718	
April	35,708	
May	35,706	
June	35,699	

QUALITY

	Quantity	Base Number	Contract	AT	Region	England
% of FP17s for the same patient ID Re-attending within 3 months - Children	136	2,147	6.3%	11.6%	12.1%	11.5%
% of FP17s for the same patient ID Re-attending within 3 months - Adults	748	5,597	13.4%	16.0%	15.6%	15.4%
% of FP17s for the same patient ID Re-attending between 3 & 9 months - Children	1,222	2,147	56.9%	57.9%	61.2%	59.7%
% of FP17s for the same patient ID Re-attending between 3 & 9 months - Adults	2,989	5,597	53.4%	52.7%	54.3%	51.7%
% of FP17s for Band 1 Urgent Courses	773	7,253	10.7%	9.9%	9.1%	9.2%
% of FP17s Relating to Free Repair or Replacements	21	7,253	0.3%	1.0%	0.9%	0.7%
% of FP17s Relating to Continuations	76	7,253	1.0%	1.0%	1.0%	0.8%
% of Patients satisfied with the dentistry they have received	10	11	90.9%	92.9%	94.4%	93.5%
% of Patients satisfied with the time they had to wait for an appointment	9	11	81.8%	86.5%	88.1%	87.4%

* This is based on patients treated on this contract for their most recent course of treatment. Figures in italics indicate the base number of FP17s or Patient Questionnaire responses are less than 100. N/A is shown where the base number of responses is less than 10 during the period. % is calculated as Quantity/Base number*100

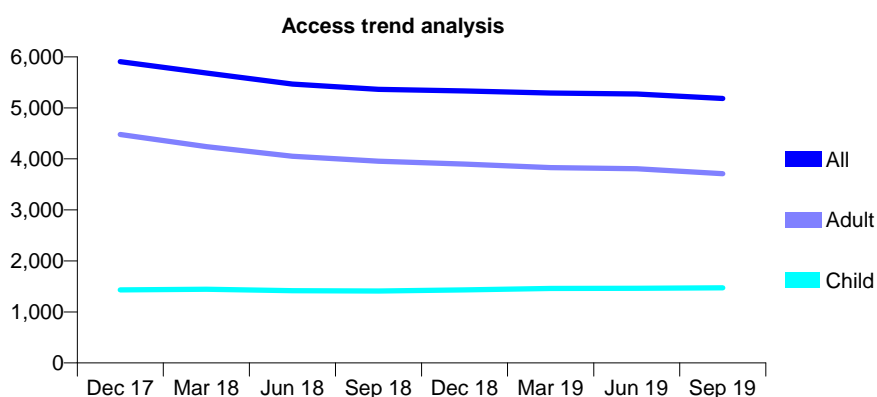
Q44 - Vital Signs At a Glance Contract Report for 101370/0088 - September 2019

Name or company name	Petrie Tucker & Partners Ltd
Contract type name	GDS Contract
Purpose of contract	General
Contract start date	01/04/2007
Contract end date	

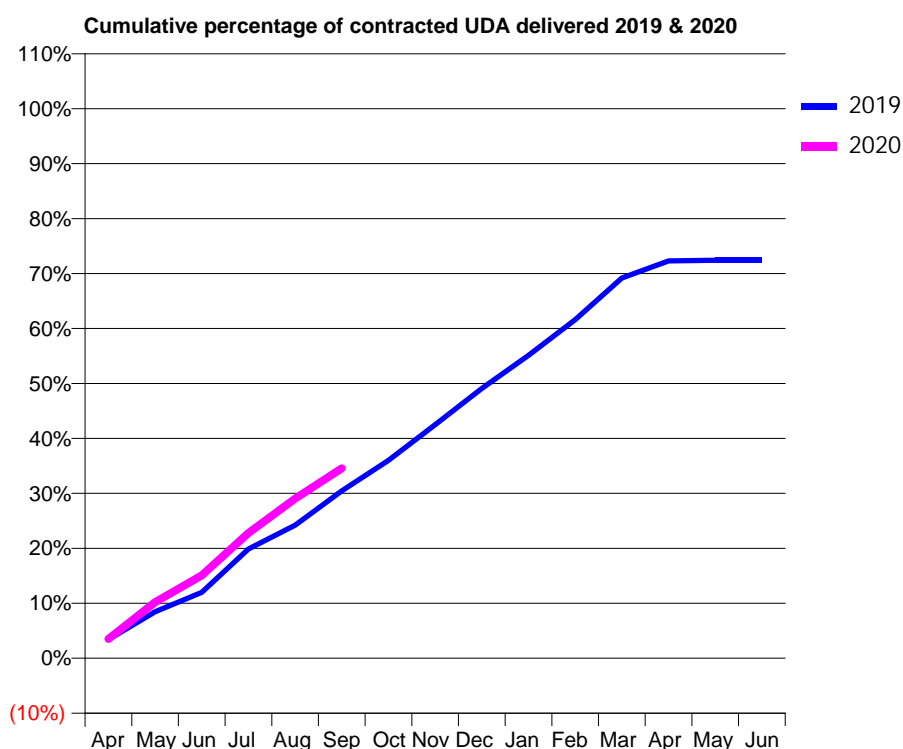
19/20 Contracted general activity (UDA)	20,438
Carry forward general activity (UDA)	0
19/20 Contracted orthodontic activity (UOA)	0
Carry forward orthodontic activity (UOA)	0
Baseline contract value	£648,765.53

ACCESS*

Patients seen in 24 months	Total	Change since previous quarter
Quarter ending September 2018	5,364	
Quarter ending December 2018	5,331	→
Quarter ending March 2019	5,290	→
Quarter ending June 2019	5,271	→
Quarter ending September 2019	5,183	↓
Variance since September 2018	(3.4%)	↓



ACTIVITY



Month	2019	2020
April	695	717
May	1,728	2,085
June	2,454	3,084
July	4,063	4,660
August	4,953	5,937
September	6,224	7,064
October	7,358	
November	8,688	
December	10,030	
January	11,265	
February	12,591	
March	14,138	
April	14,775	
May	14,797	
June	14,799	

QUALITY

	Quantity	Base Number	Contract	AT	Region	England
% of FP17s for the same patient ID Re-attending within 3 months - Children	30	869	3.5%	11.6%	12.1%	11.5%
% of FP17s for the same patient ID Re-attending within 3 months - Adults	202	2,091	9.7%	16.0%	15.6%	15.4%
% of FP17s for the same patient ID Re-attending between 3 & 9 months - Children	435	869	50.1%	57.9%	61.2%	59.7%
% of FP17s for the same patient ID Re-attending between 3 & 9 months - Adults	964	2,091	46.1%	52.7%	54.3%	51.7%
% of FP17s for Band 1 Urgent Courses	164	2,765	5.9%	9.9%	9.1%	9.2%
% of FP17s Relating to Free Repair or Replacements	9	2,765	0.3%	1.0%	0.9%	0.7%
% of FP17s Relating to Continuations	13	2,765	0.5%	1.0%	1.0%	0.8%
% of Patients satisfied with the dentistry they have received	2	2	N/A	92.9%	94.4%	93.5%
% of Patients satisfied with the time they had to wait for an appointment	2	2	N/A	86.5%	88.1%	87.4%

* This is based on patients treated on this contract for their most recent course of treatment. Figures in italics indicate the base number of FP17s or Patient Questionnaire responses are less than 100. N/A is shown where the base number of responses is less than 10 during the period. % is calculated as Quantity/Base number*100

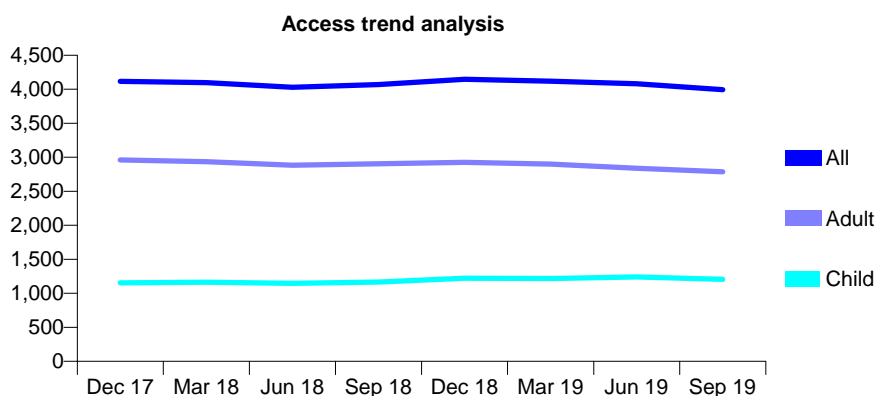
Q44 - Vital Signs At a Glance Contract Report for 101370/0089 - September 2019

Name or company name	Petrie Tucker & Partners Ltd
Contract type name	GDS Contract
Purpose of contract	General
Contract start date	01/04/2007
Contract end date	

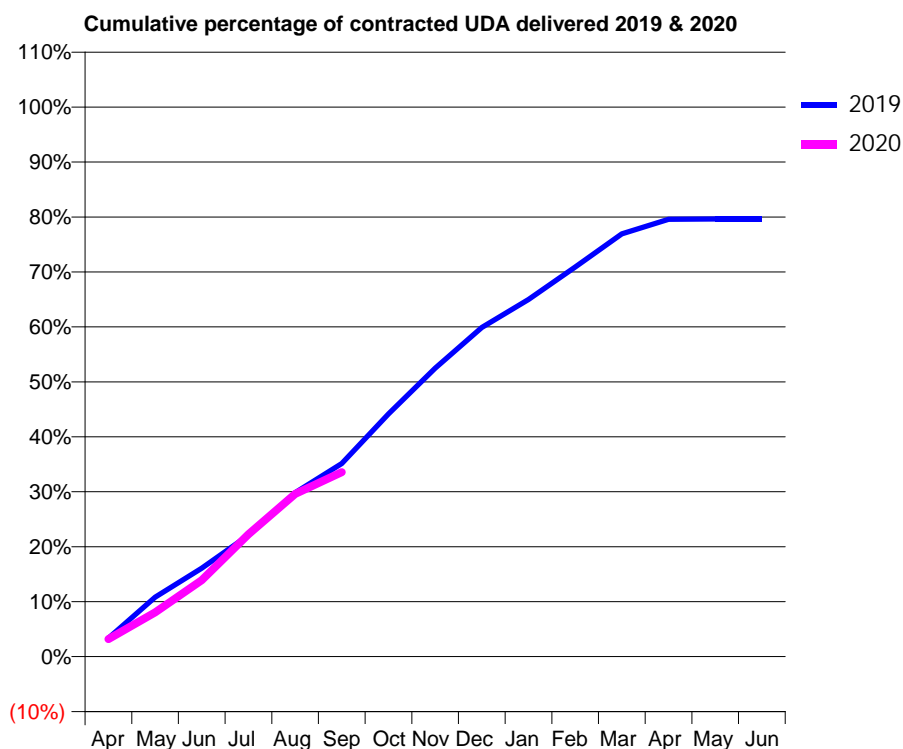
19/20 Contracted general activity (UDA)	14,509
Carry forward general activity (UDA)	0
19/20 Contracted orthodontic activity (UOA)	0
Carry forward orthodontic activity (UOA)	0
Baseline contract value	£460,352.65

ACCESS*

Patients seen in 24 months	Total	Change since previous quarter
Quarter ending September 2018	4,070	
Quarter ending December 2018	4,149	→
Quarter ending March 2019	4,118	→
Quarter ending June 2019	4,081	→
Quarter ending September 2019	3,994	↓
Variance since September 2018	(1.9%)	↓



ACTIVITY



Month	Adjusted Scheduled Activity (UDA)	
	2019	2020
April	488	464
May	1,573	1,166
June	2,335	2,019
July	3,207	3,230
August	4,330	4,295
September	5,101	4,871
October	6,408	
November	7,617	
December	8,687	
January	9,429	
February	10,285	
March	11,163	
April	11,548	
May	11,553	
June	11,553	

QUALITY

	Quantity	Base Number	Contract	AT	Region	England
% of FP17s for the same patient ID Re-attending within 3 months - Children	31	651	4.8%	11.6%	12.1%	11.5%
% of FP17s for the same patient ID Re-attending within 3 months - Adults	167	1,499	11.1%	16.0%	15.6%	15.4%
% of FP17s for the same patient ID Re-attending between 3 & 9 months - Children	309	651	47.5%	57.9%	61.2%	59.7%
% of FP17s for the same patient ID Re-attending between 3 & 9 months - Adults	695	1,499	46.4%	52.7%	54.3%	51.7%
% of FP17s for Band 1 Urgent Courses	181	2,017	9.0%	9.9%	9.1%	9.2%
% of FP17s Relating to Free Repair or Replacements	5	2,017	0.2%	1.0%	0.9%	0.7%
% of FP17s Relating to Continuations	15	2,017	0.7%	1.0%	1.0%	0.8%
% of Patients satisfied with the dentistry they have received	1	1	N/A	92.9%	94.4%	93.5%
% of Patients satisfied with the time they had to wait for an appointment	1	1	N/A	86.5%	88.1%	87.4%

* This is based on patients treated on this contract for their most recent course of treatment. Figures in italics indicate the base number of FP17s or Patient Questionnaire responses are less than 100. N/A is shown where the base number of responses is less than 10 during the period. % is calculated as Quantity/Base number*100

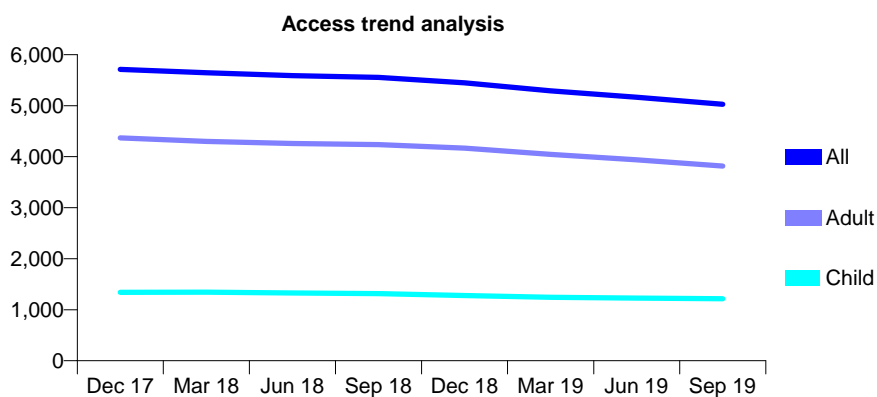
Q44 - Vital Signs At a Glance Contract Report for 101370/0134 - September 2019

Name or company name	Petrie Tucker & Partners Ltd
Contract type name	GDS Contract
Purpose of contract	General
Contract start date	01/04/2012
Contract end date	

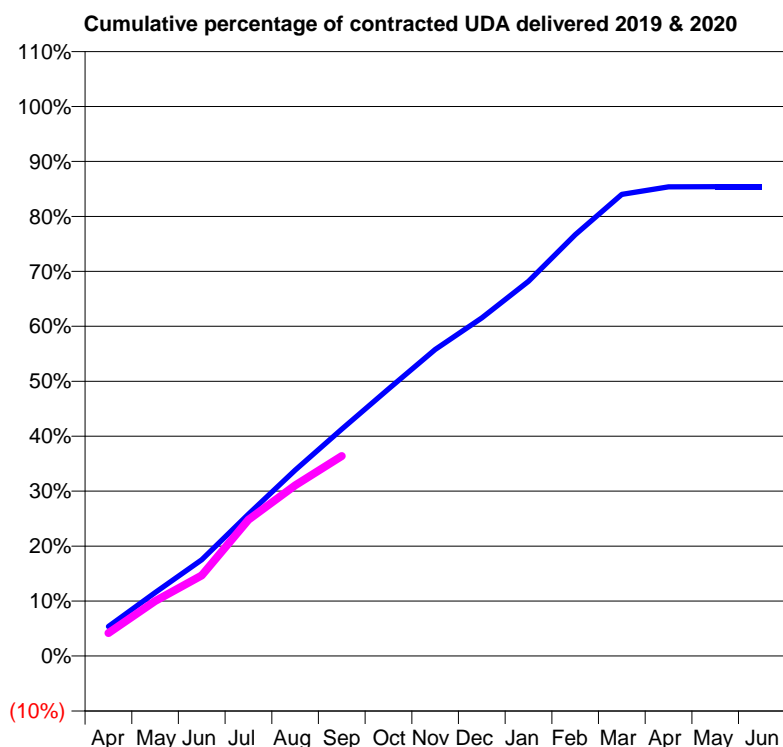
19/20 Contracted general activity (UDA)	19,300
Carry forward general activity (UDA)	0
19/20 Contracted orthodontic activity (UOA)	0
Carry forward orthodontic activity (UOA)	0
Baseline contract value	£612,581.51

ACCESS*

Patients seen in 24 months	Total	Change since previous quarter
Quarter ending September 2018	5,553	
Quarter ending December 2018	5,446	↓
Quarter ending March 2019	5,289	↓
Quarter ending June 2019	5,166	↓
Quarter ending September 2019	5,030	↓
Variance since September 2018	(9.4%)	↓



ACTIVITY



Month	Adjusted Scheduled Activity (UDA)	
	2019	2020
April	1,038	808
May	2,230	1,931
June	3,385	2,833
July	4,979	4,790
August	6,528	5,998
September	7,969	7,022
October	9,379	
November	10,767	
December	11,876	
January	13,162	
February	14,798	
March	16,213	
April	16,473	
May	16,485	
June	16,485	

QUALITY

	Quantity	Base Number	Contract	AT	Region	England
% of FP17s for the same patient ID Re-attending within 3 months - Children	44	806	5.5%	11.6%	12.1%	11.5%
% of FP17s for the same patient ID Re-attending within 3 months - Adults	321	2,355	13.6%	16.0%	15.6%	15.4%
% of FP17s for the same patient ID Re-attending between 3 & 9 months - Children	494	806	61.3%	57.9%	61.2%	59.7%
% of FP17s for the same patient ID Re-attending between 3 & 9 months - Adults	1,237	2,355	52.5%	52.7%	54.3%	51.7%
% of FP17s for Band 1 Urgent Courses	207	3,037	6.8%	9.9%	9.1%	9.2%
% of FP17s Relating to Free Repair or Replacements	21	3,037	0.7%	1.0%	0.9%	0.7%
% of FP17s Relating to Continuations	63	3,037	2.1%	1.0%	1.0%	0.8%
% of Patients satisfied with the dentistry they have received	3	3	N/A	92.9%	94.4%	93.5%
% of Patients satisfied with the time they had to wait for an appointment	3	3	N/A	86.5%	88.1%	87.4%

* This is based on patients treated on this contract for their most recent course of treatment. Figures in italics indicate the base number of FP17s or Patient Questionnaire responses are less than 100. N/A is shown where the base number of responses is less than 10 during the period. % is calculated as Quantity/Base number*100

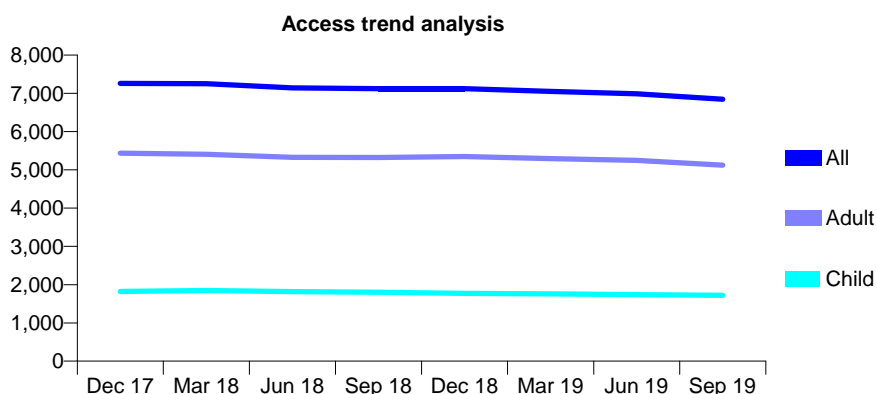
Q44 - Vital Signs At a Glance Contract Report for 101435/0087 - September 2019

Name or company name	IDH Limited
Contract type name	GDS Contract
Purpose of contract	General
Contract start date	25/02/2008
Contract end date	

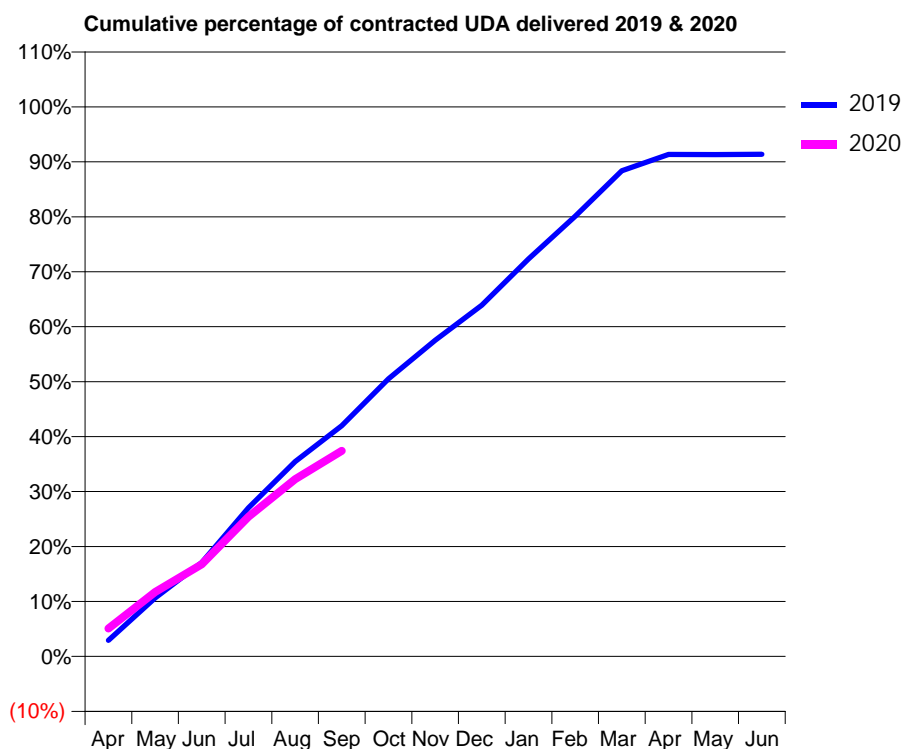
19/20 Contracted general activity (UDA)	20,000
Carry forward general activity (UDA)	0
19/20 Contracted orthodontic activity (UOA)	0
Carry forward orthodontic activity (UOA)	0
Baseline contract value	£546,091.15

ACCESS*

Patients seen in 24 months	Total	Change since previous quarter
Quarter ending September 2018	7,123	
Quarter ending December 2018	7,121	→
Quarter ending March 2019	7,049	↓
Quarter ending June 2019	6,986	→
Quarter ending September 2019	6,846	↓
Variance since September 2018	(3.9%)	↓



ACTIVITY



Month	2019	2020
April	583	1,017
May	2,126	2,344
June	3,416	3,353
July	5,409	5,086
August	7,094	6,452
September	8,393	7,483
October	10,102	
November	11,507	
December	12,782	
January	14,465	
February	16,017	
March	17,675	
April	18,264	
May	18,263	
June	18,276	

QUALITY

	Quantity	Base Number	Contract	AT	Region	England
% of FP17s for the same patient ID Re-attending within 3 months - Children	66	1,167	5.7%	11.6%	12.1%	11.5%
% of FP17s for the same patient ID Re-attending within 3 months - Adults	323	2,988	10.8%	16.0%	15.6%	15.4%
% of FP17s for the same patient ID Re-attending between 3 & 9 months - Children	656	1,167	56.2%	57.9%	61.2%	59.7%
% of FP17s for the same patient ID Re-attending between 3 & 9 months - Adults	1,482	2,988	49.6%	52.7%	54.3%	51.7%
% of FP17s for Band 1 Urgent Courses	307	3,879	7.9%	9.9%	9.1%	9.2%
% of FP17s Relating to Free Repair or Replacements	61	3,879	1.6%	1.0%	0.9%	0.7%
% of FP17s Relating to Continuations	53	3,879	1.4%	1.0%	1.0%	0.8%
% of Patients satisfied with the dentistry they have received	5	6	N/A	92.9%	94.4%	93.5%
% of Patients satisfied with the time they had to wait for an appointment	6	6	N/A	86.5%	88.1%	87.4%

* This is based on patients treated on this contract for their most recent course of treatment. Figures in italics indicate the base number of FP17s or Patient Questionnaire responses are less than 100. N/A is shown where the base number of responses is less than 10 during the period. % is calculated as Quantity/Base number*100

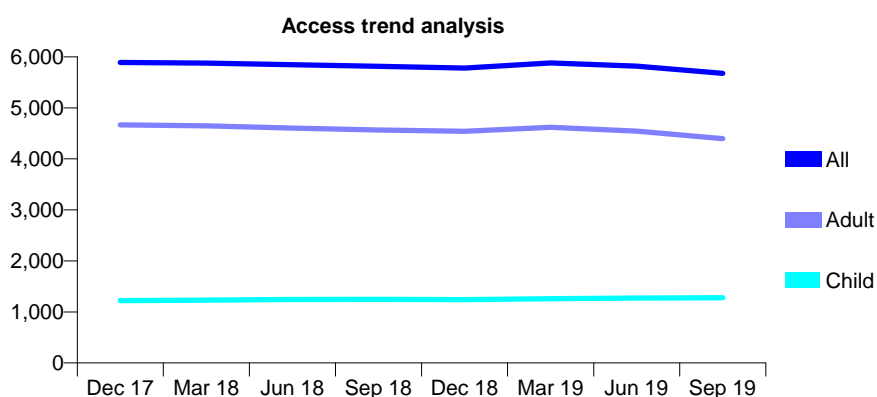
Q44 - Vital Signs At a Glance Contract Report for 101435/0093 - September 2019

Name or company name	IDH Limited
Contract type name	GDS Contract
Purpose of contract	General
Contract start date	01/04/2008
Contract end date	

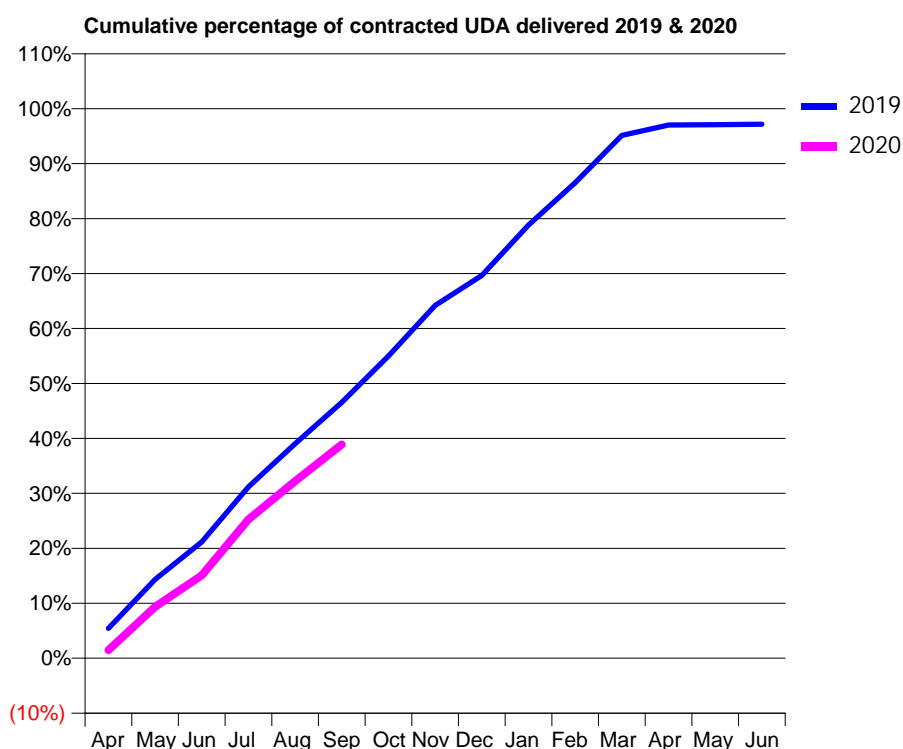
19/20 Contracted general activity (UDA)	17,614
Carry forward general activity (UDA)	503
19/20 Contracted orthodontic activity (UOA)	0
Carry forward orthodontic activity (UOA)	0
Baseline contract value	£440,129.75

ACCESS*

Patients seen in 24 months	Total	Change since previous quarter
Quarter ending September 2018	5,815	
Quarter ending December 2018	5,781	→
Quarter ending March 2019	5,880	→
Quarter ending June 2019	5,817	↓
Quarter ending September 2019	5,677	↓
Variance since September 2018	(2.4%)	↓



ACTIVITY



Month	2019	2020
April	963	259
May	2,544	1,649
June	3,752	2,655
July	5,525	4,453
August	6,917	5,676
September	8,252	6,852
October	9,747	
November	11,376	
December	12,345	
January	13,964	
February	15,339	
March	16,858	
April	17,191	
May	17,201	
June	17,217	

QUALITY

	Quantity	Base Number	Contract	AT	Region	England
% of FP17s for the same patient ID Re-attending within 3 months - Children	58	985	5.9%	11.6%	12.1%	11.5%
% of FP17s for the same patient ID Re-attending within 3 months - Adults	289	2,641	10.9%	16.0%	15.6%	15.4%
% of FP17s for the same patient ID Re-attending between 3 & 9 months - Children	571	985	58.0%	57.9%	61.2%	59.7%
% of FP17s for the same patient ID Re-attending between 3 & 9 months - Adults	1,454	2,641	55.1%	52.7%	54.3%	51.7%
% of FP17s for Band 1 Urgent Courses	224	3,466	6.5%	9.9%	9.1%	9.2%
% of FP17s Relating to Free Repair or Replacements	14	3,466	0.4%	1.0%	0.9%	0.7%
% of FP17s Relating to Continuations	38	3,466	1.1%	1.0%	1.0%	0.8%
% of Patients satisfied with the dentistry they have received	2	2	N/A	92.9%	94.4%	93.5%
% of Patients satisfied with the time they had to wait for an appointment	2	2	N/A	86.5%	88.1%	87.4%

* This is based on patients treated on this contract for their most recent course of treatment.

Figures in italics indicate the base number of FP17s or Patient Questionnaire responses are less than 100. N/A is shown where the base number of responses is less than 10 during the period. % is calculated as Quantity/Base number*100

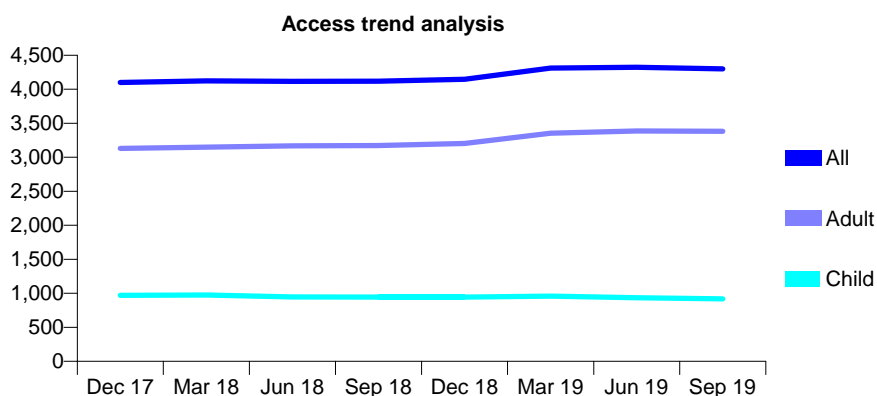
Q44 - Vital Signs At a Glance Contract Report for 102059/0001 - September 2019

Name or company name	Chester Road Dental Practice
Contract type name	GDS Contract
Purpose of contract	General
Contract start date	01/01/2011
Contract end date	

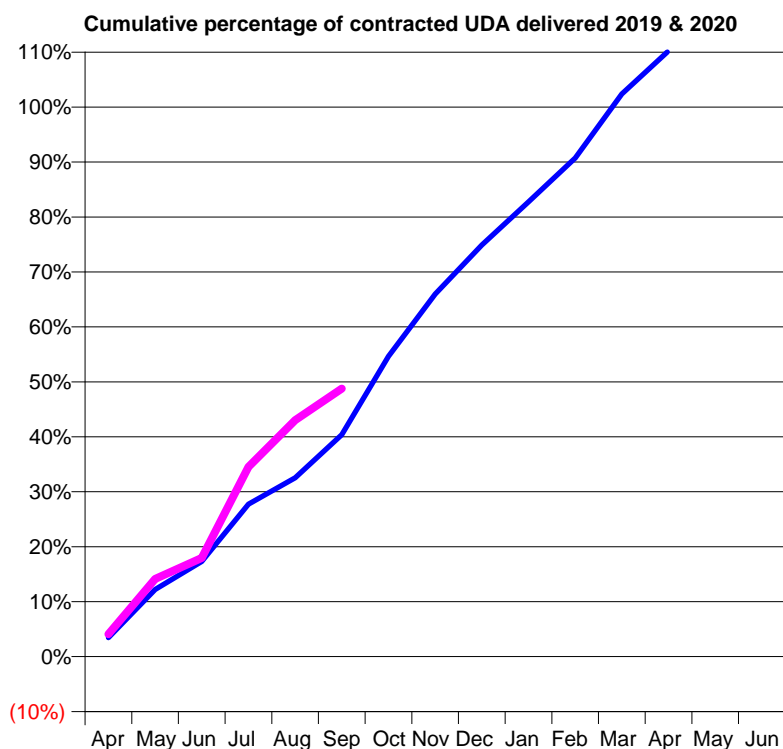
19/20 Contracted general activity (UDA)	8,313
Carry forward general activity (UDA)	0
19/20 Contracted orthodontic activity (UOA)	0
Carry forward orthodontic activity (UOA)	0
Baseline contract value	£247,027.61

ACCESS*

Patients seen in 24 months	Total	Change since previous quarter
Quarter ending September 2018	4,118	
Quarter ending December 2018	4,146	→
Quarter ending March 2019	4,313	↑
Quarter ending June 2019	4,324	→
Quarter ending September 2019	4,300	→
Variance since September 2018	4.4%	↑



ACTIVITY



Month	Adjusted Scheduled Activity (UDA)	
	2019	2020
April	288	341
May	1,016	1,176
June	1,439	1,492
July	2,307	2,870
August	2,706	3,578
September	3,357	4,054
October	4,545	
November	5,483	
December	6,226	
January	6,878	
February	7,542	
March	8,511	
April	9,162	
May	9,203	
June	9,200	

QUALITY

	Quantity	Base Number	Contract	AT	Region	England
% of FP17s for the same patient ID Re-attending within 3 months - Children	30	583	5.1%	11.6%	12.1%	11.5%
% of FP17s for the same patient ID Re-attending within 3 months - Adults	249	2,065	12.1%	16.0%	15.6%	15.4%
% of FP17s for the same patient ID Re-attending between 3 & 9 months - Children	329	583	56.4%	57.9%	61.2%	59.7%
% of FP17s for the same patient ID Re-attending between 3 & 9 months - Adults	982	2,065	47.6%	52.7%	54.3%	51.7%
% of FP17s for Band 1 Urgent Courses	464	2,291	20.3%	9.9%	9.1%	9.2%
% of FP17s Relating to Free Repair or Replacements	6	2,291	0.3%	1.0%	0.9%	0.7%
% of FP17s Relating to Continuations	2	2,291	0.1%	1.0%	1.0%	0.8%
% of Patients satisfied with the dentistry they have received	1	1	N/A	92.9%	94.4%	93.5%
% of Patients satisfied with the time they had to wait for an appointment	1	1	N/A	86.5%	88.1%	87.4%

* This is based on patients treated on this contract for their most recent course of treatment. Figures in italics indicate the base number of FP17s or Patient Questionnaire responses are less than 100. N/A is shown where the base number of responses is less than 10 during the period. % is calculated as Quantity/Base number*100

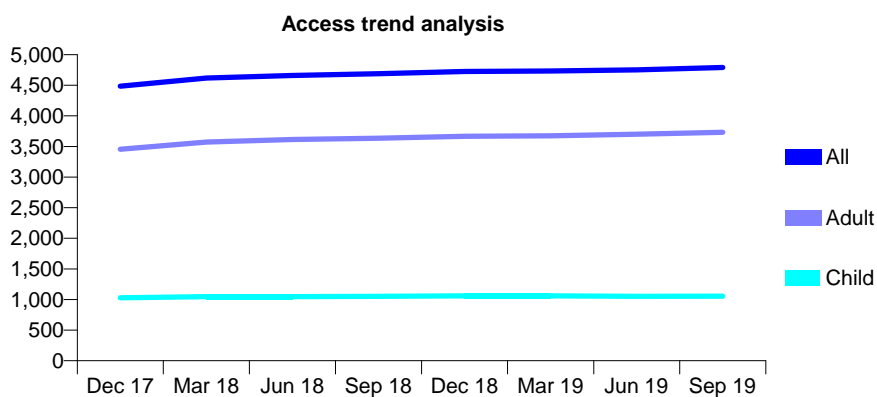
Q44 - Vital Signs At a Glance Contract Report for 102172/0001 - September 2019

Name or company name	Crystal Dental Clinic Ltd
Contract type name	GDS Contract
Purpose of contract	General
Contract start date	01/05/2011
Contract end date	

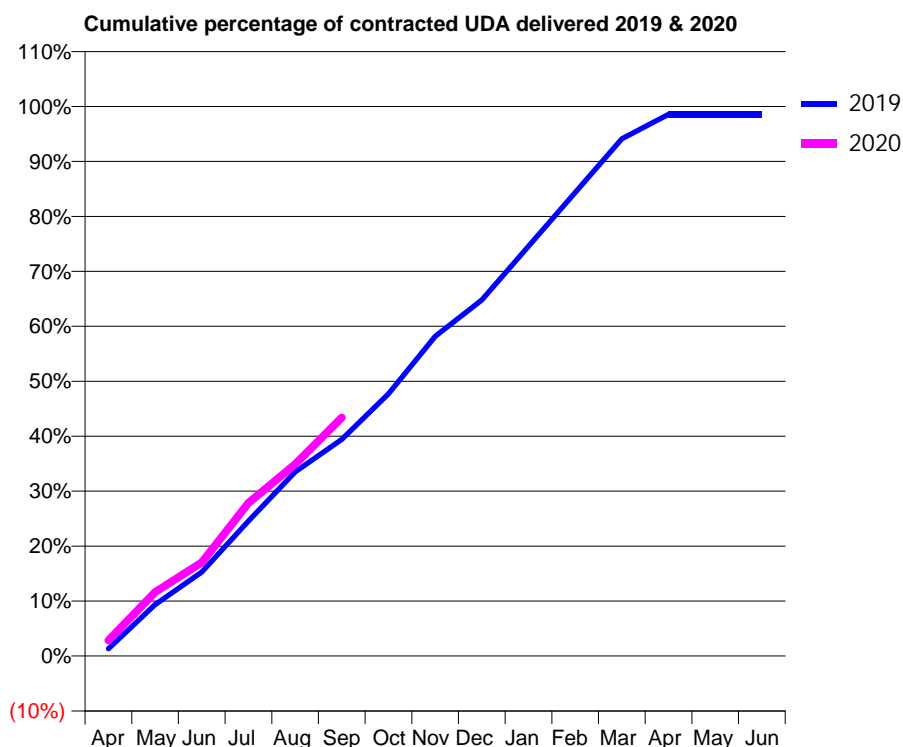
19/20 Contracted general activity (UDA)	13,705
Carry forward general activity (UDA)	198
19/20 Contracted orthodontic activity (UOA)	0
Carry forward orthodontic activity (UOA)	0
Baseline contract value	£378,542.73

ACCESS*

Patients seen in 24 months	Total	Change since previous quarter
Quarter ending September 2018	4,689	
Quarter ending December 2018	4,726	→
Quarter ending March 2019	4,734	→
Quarter ending June 2019	4,752	→
Quarter ending September 2019	4,789	→
Variance since September 2018	2.1%	↑



ACTIVITY



Month	Adjusted Scheduled Activity (UDA)	
	2019	2020
April	180	392
May	1,282	1,593
June	2,094	2,332
July	3,368	3,819
August	4,590	4,784
September	5,402	5,946
October	6,541	
November	7,975	
December	8,877	
January	10,220	
February	11,563	
March	12,899	
April	13,508	
May	13,507	
June	13,507	

QUALITY

	Quantity	Base Number	Contract	AT	Region	England
% of FP17s for the same patient ID Re-attending within 3 months - Children	83	879	9.4%	11.6%	12.1%	11.5%
% of FP17s for the same patient ID Re-attending within 3 months - Adults	536	3,279	16.3%	16.0%	15.6%	15.4%
% of FP17s for the same patient ID Re-attending between 3 & 9 months - Children	612	879	69.6%	57.9%	61.2%	59.7%
% of FP17s for the same patient ID Re-attending between 3 & 9 months - Adults	2,131	3,279	65.0%	52.7%	54.3%	51.7%
% of FP17s for Band 1 Urgent Courses	178	3,420	5.2%	9.9%	9.1%	9.2%
% of FP17s Relating to Free Repair or Replacements	51	3,420	1.5%	1.0%	0.9%	0.7%
% of FP17s Relating to Continuations	45	3,420	1.3%	1.0%	1.0%	0.8%
% of Patients satisfied with the dentistry they have received	2	2	N/A	92.9%	94.4%	93.5%
% of Patients satisfied with the time they had to wait for an appointment	2	2	N/A	86.5%	88.1%	87.4%

* This is based on patients treated on this contract for their most recent course of treatment. Figures in italics indicate the base number of FP17s or Patient Questionnaire responses are less than 100. N/A is shown where the base number of responses is less than 10 during the period. % is calculated as Quantity/Base number*100

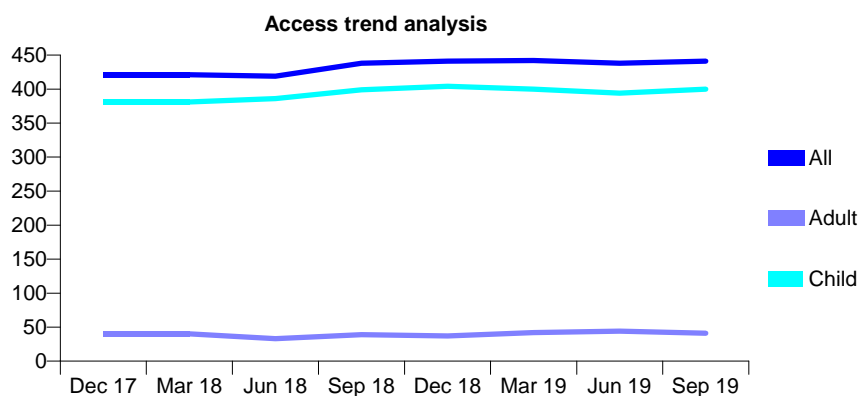
Q44 - Vital Signs At a Glance Contract Report for 103292/0001 - September 2019

Name or company name	Baran & Hull Ltd
Contract type name	GDS Contract
Purpose of contract	General
Contract start date	01/04/2011
Contract end date	

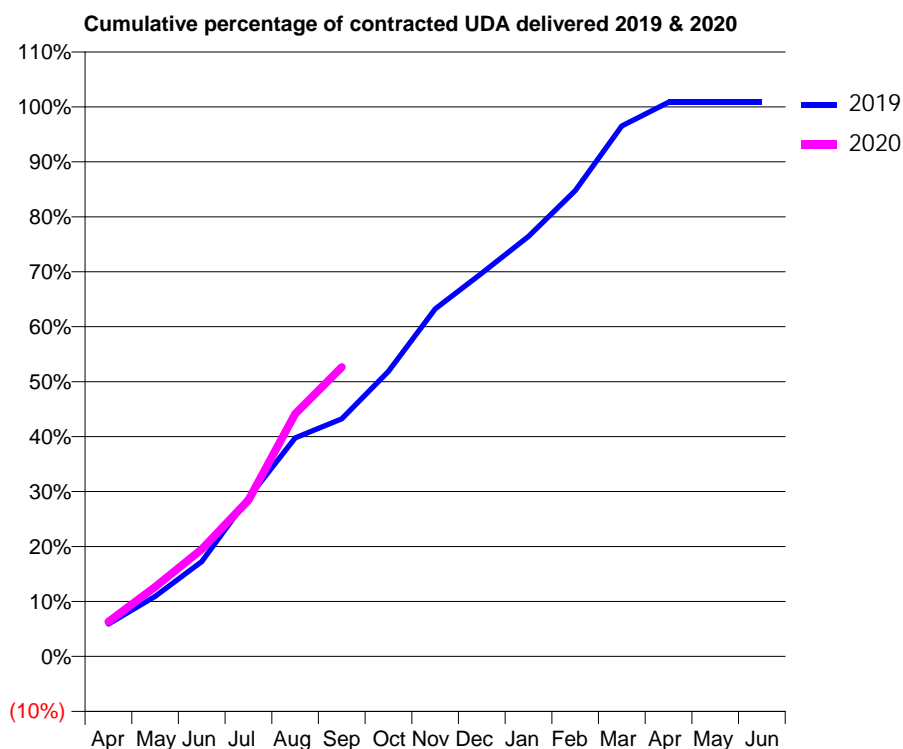
19/20 Contracted general activity (UDA)	1,000
Carry forward general activity (UDA)	0
19/20 Contracted orthodontic activity (UOA)	0
Carry forward orthodontic activity (UOA)	0
Baseline contract value	£26,044.86

ACCESS*

Patients seen in 24 months	Total	Change since previous quarter
Quarter ending September 2018	438	
Quarter ending December 2018	441	→
Quarter ending March 2019	442	→
Quarter ending June 2019	438	→
Quarter ending September 2019	441	→
Variance since September 2018	0.7%	→



ACTIVITY



Month	2019	2020
April	59	63
May	109	127
June	173	195
July	289	285
August	398	441
September	432	526
October	519	
November	633	
December	697	
January	764	
February	848	
March	965	
April	1,008	
May	1,008	
June	1,008	

QUALITY

	Quantity	Base Number	Contract	AT	Region	England
% of FP17s for the same patient ID Re-attending within 3 months - Children	85	471	18.0%	11.6%	12.1%	11.5%
% of FP17s for the same patient ID Re-attending within 3 months - Adults	0	0	N/A	16.0%	15.6%	15.4%
% of FP17s for the same patient ID Re-attending between 3 & 9 months - Children	295	471	62.6%	57.9%	61.2%	59.7%
% of FP17s for the same patient ID Re-attending between 3 & 9 months - Adults	0	0	N/A	52.7%	54.3%	51.7%
% of FP17s for Band 1 Urgent Courses	12	443	2.7%	9.9%	9.1%	9.2%
% of FP17s Relating to Free Repair or Replacements	0	443	0.0%	1.0%	0.9%	0.7%
% of FP17s Relating to Continuations	0	443	0.0%	1.0%	1.0%	0.8%
% of Patients satisfied with the dentistry they have received	0	0	N/A	92.9%	94.4%	93.5%
% of Patients satisfied with the time they had to wait for an appointment	0	0	N/A	86.5%	88.1%	87.4%

* This is based on patients treated on this contract for their most recent course of treatment. Figures in italics indicate the base number of FP17s or Patient Questionnaire responses are less than 100. N/A is shown where the base number of responses is less than 10 during the period. % is calculated as Quantity/Base number*100

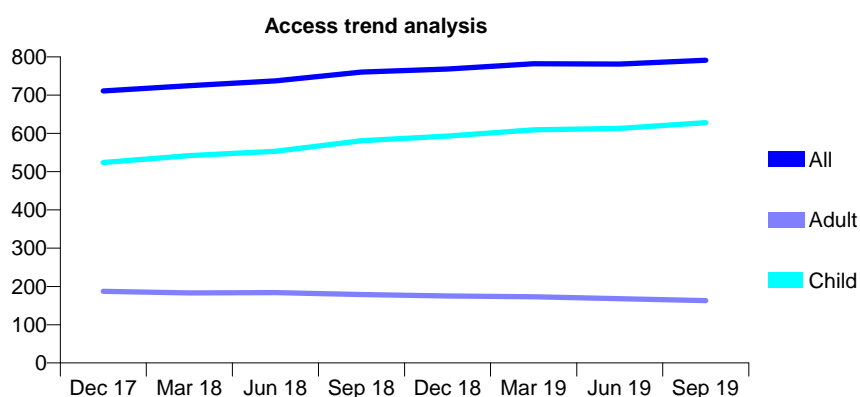
Q44 - Vital Signs At a Glance Contract Report for 103306/0001 - September 2019

Name or company name	PD Dental Care Ltd
Contract type name	GDS Contract
Purpose of contract	General
Contract start date	01/05/2011
Contract end date	

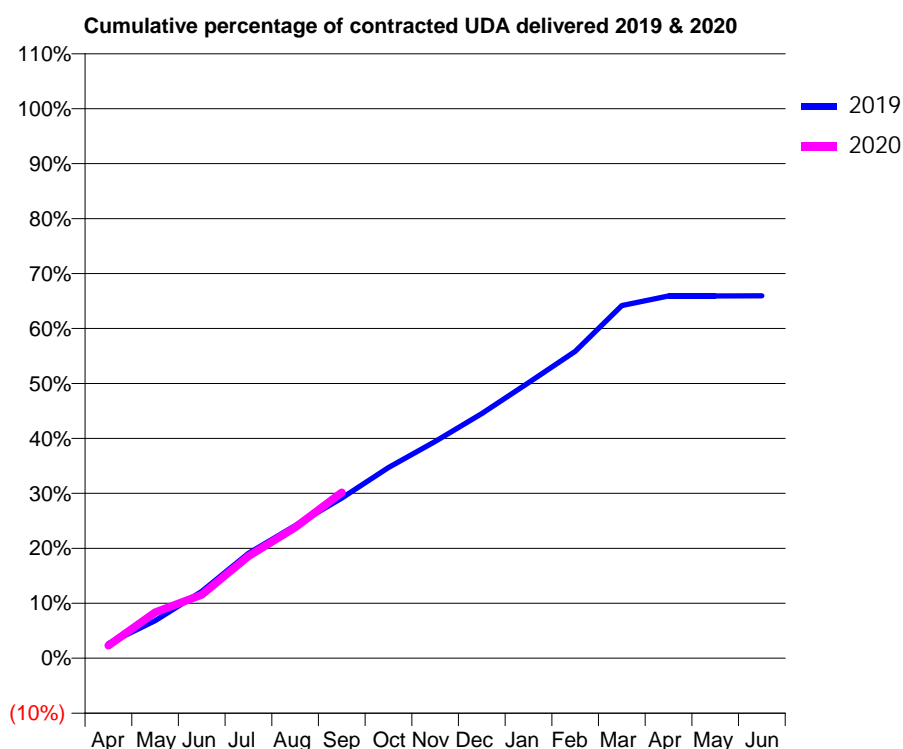
19/20 Contracted general activity (UDA)	2,648
Carry forward general activity (UDA)	0
19/20 Contracted orthodontic activity (UOA)	0
Carry forward orthodontic activity (UOA)	0
Baseline contract value	£69,109.07

ACCESS*

Patients seen in 24 months	Total	Change since previous quarter
Quarter ending September 2018	760	
Quarter ending December 2018	768	→
Quarter ending March 2019	782	→
Quarter ending June 2019	781	→
Quarter ending September 2019	791	→
Variance since September 2018	4.1%	↑



ACTIVITY



Month	2019	2020
April	71	61
May	181	221
June	322	306
July	506	492
August	639	631
September	772	798
October	919	
November	1,044	
December	1,179	
January	1,327	
February	1,479	
March	1,700	
April	1,745	
May	1,745	
June	1,746	

QUALITY

	Quantity	Base Number	Contract	AT	Region	England
% of FP17s for the same patient ID Re-attending within 3 months - Children	41	547	7.5%	11.6%	12.1%	11.5%
% of FP17s for the same patient ID Re-attending within 3 months - Adults	9	90	10.0%	16.0%	15.6%	15.4%
% of FP17s for the same patient ID Re-attending between 3 & 9 months - Children	403	547	73.7%	57.9%	61.2%	59.7%
% of FP17s for the same patient ID Re-attending between 3 & 9 months - Adults	72	90	80.0%	52.7%	54.3%	51.7%
% of FP17s for Band 1 Urgent Courses	21	599	3.5%	9.9%	9.1%	9.2%
% of FP17s Relating to Free Repair or Replacements	1	599	0.2%	1.0%	0.9%	0.7%
% of FP17s Relating to Continuations	1	599	0.2%	1.0%	1.0%	0.8%
% of Patients satisfied with the dentistry they have received	0	0	N/A	92.9%	94.4%	93.5%
% of Patients satisfied with the time they had to wait for an appointment	0	0	N/A	86.5%	88.1%	87.4%

* This is based on patients treated on this contract for their most recent course of treatment.

Figures in italics indicate the base number of FP17s or Patient Questionnaire responses are less than 100. N/A is shown where the base number of responses is less than 10 during the period. % is calculated as Quantity/Base number*100

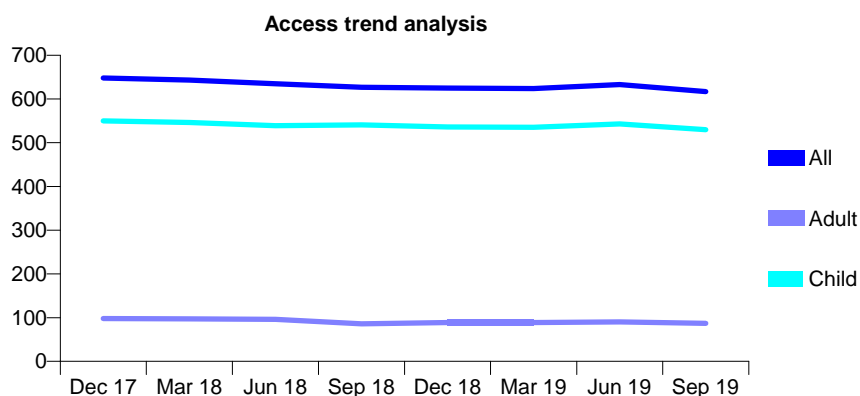
Q44 - Vital Signs At a Glance Contract Report for 104892/0001 - September 2019

Name or company name	The King Street Dental Practice Ltd
Contract type name	GDS Contract
Purpose of contract	General
Contract start date	01/04/2007
Contract end date	

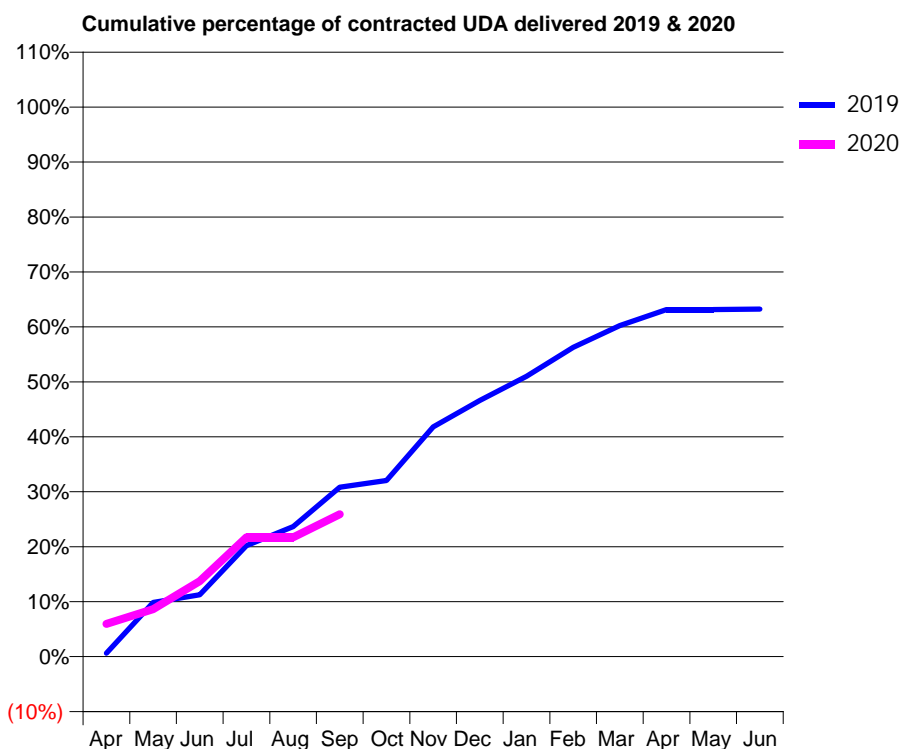
19/20 Contracted general activity (UDA)	1,644
Carry forward general activity (UDA)	0
19/20 Contracted orthodontic activity (UOA)	0
Carry forward orthodontic activity (UOA)	0
Baseline contract value	£36,131.15

ACCESS*

Patients seen in 24 months	Total	Change since previous quarter
Quarter ending September 2018	627	
Quarter ending December 2018	625	→
Quarter ending March 2019	624	→
Quarter ending June 2019	633	→
Quarter ending September 2019	617	↓
Variance since September 2018	(1.6%)	↓



ACTIVITY



Month	Adjusted Scheduled Activity (UDA)	
	2019	2020
April	10	98
May	162	142
June	185	226
July	332	357
August	389	357
September	507	426
October	527	
November	687	
December	766	
January	838	
February	925	
March	990	
April	1,038	
May	1,038	
June	1,039	

QUALITY

	Quantity	Base Number	Contract	AT	Region	England
% of FP17s for the same patient ID Re-attending within 3 months - Children	27	388	7.0%	11.6%	12.1%	11.5%
% of FP17s for the same patient ID Re-attending within 3 months - Adults	1	23	4.3%	16.0%	15.6%	15.4%
% of FP17s for the same patient ID Re-attending between 3 & 9 months - Children	244	388	62.9%	57.9%	61.2%	59.7%
% of FP17s for the same patient ID Re-attending between 3 & 9 months - Adults	14	23	60.9%	52.7%	54.3%	51.7%
% of FP17s for Band 1 Urgent Courses	0	365	0.0%	9.9%	9.1%	9.2%
% of FP17s Relating to Free Repair or Replacements	0	365	0.0%	1.0%	0.9%	0.7%
% of FP17s Relating to Continuations	0	365	0.0%	1.0%	1.0%	0.8%
% of Patients satisfied with the dentistry they have received	1	1	N/A	92.9%	94.4%	93.5%
% of Patients satisfied with the time they had to wait for an appointment	1	1	N/A	86.5%	88.1%	87.4%

* This is based on patients treated on this contract for their most recent course of treatment. Figures in italics indicate the base number of FP17s or Patient Questionnaire responses are less than 100. N/A is shown where the base number of responses is less than 10 during the period. % is calculated as Quantity/Base number*100

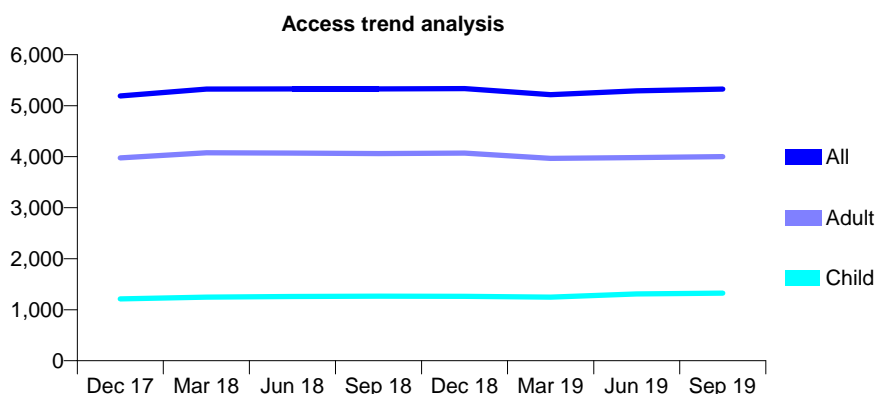
Q44 - Vital Signs At a Glance Contract Report for 105120/0001 - September 2019

Name or company name	Handforth Dental Practice LLP
Contract type name	GDS Contract
Purpose of contract	General
Contract start date	01/06/2007
Contract end date	

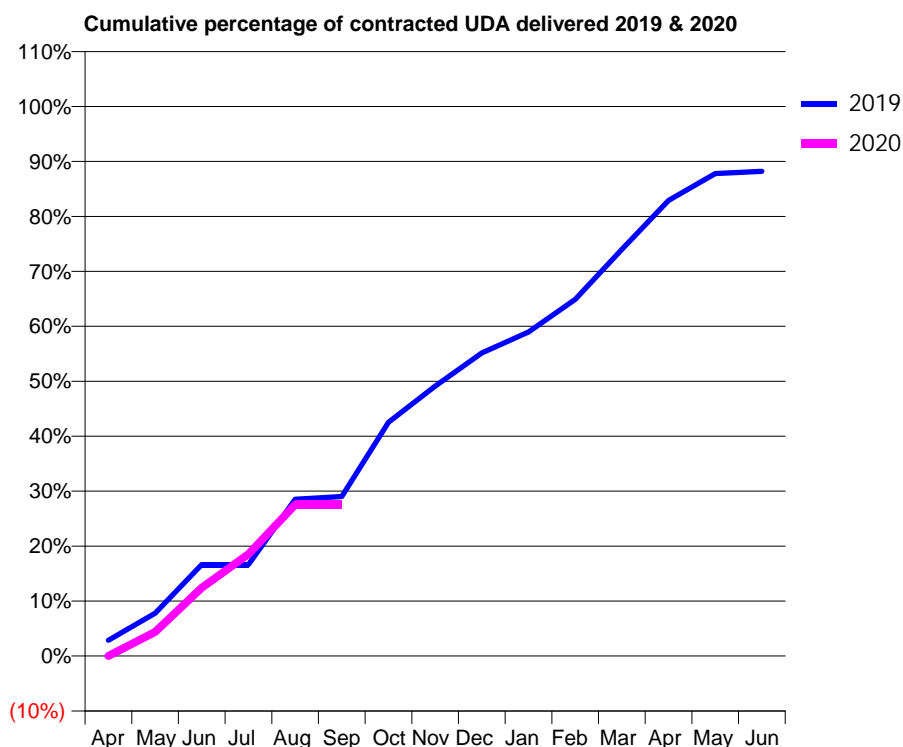
19/20 Contracted general activity (UDA)	16,767
Carry forward general activity (UDA)	0
19/20 Contracted orthodontic activity (UOA)	0
Carry forward orthodontic activity (UOA)	0
Baseline contract value	£427,105.85

ACCESS*

Patients seen in 24 months	Total	Change since previous quarter
Quarter ending September 2018	5,329	
Quarter ending December 2018	5,334	→
Quarter ending March 2019	5,216	↓
Quarter ending June 2019	5,290	→
Quarter ending September 2019	5,326	→
Variance since September 2018	(0.1%)	→



ACTIVITY



Month	Adjusted Scheduled Activity (UDA)	
	2019	2020
April	482	0
May	1,307	734
June	2,793	2,086
July	2,793	3,109
August	4,781	4,618
September	4,865	4,618
October	7,129	
November	8,237	
December	9,247	
January	9,886	
February	10,883	
March	12,404	
April	13,899	
May	14,718	
June	14,788	

QUALITY

	Quantity	Base Number	Contract	AT	Region	England
% of FP17s for the same patient ID Re-attending within 3 months - Children	90	996	9.0%	11.6%	12.1%	11.5%
% of FP17s for the same patient ID Re-attending within 3 months - Adults	392	2,547	15.4%	16.0%	15.6%	15.4%
% of FP17s for the same patient ID Re-attending between 3 & 9 months - Children	586	996	58.8%	57.9%	61.2%	59.7%
% of FP17s for the same patient ID Re-attending between 3 & 9 months - Adults	1,390	2,547	54.6%	52.7%	54.3%	51.7%
% of FP17s for Band 1 Urgent Courses	209	2,322	9.0%	9.9%	9.1%	9.2%
% of FP17s Relating to Free Repair or Replacements	57	2,322	2.5%	1.0%	0.9%	0.7%
% of FP17s Relating to Continuations	38	2,322	1.6%	1.0%	1.0%	0.8%
% of Patients satisfied with the dentistry they have received	2	2	N/A	92.9%	94.4%	93.5%
% of Patients satisfied with the time they had to wait for an appointment	2	2	N/A	86.5%	88.1%	87.4%

* This is based on patients treated on this contract for their most recent course of treatment. Figures in italics indicate the base number of FP17s or Patient Questionnaire responses are less than 100. N/A is shown where the base number of responses is less than 10 during the period. % is calculated as Quantity/Base number*100

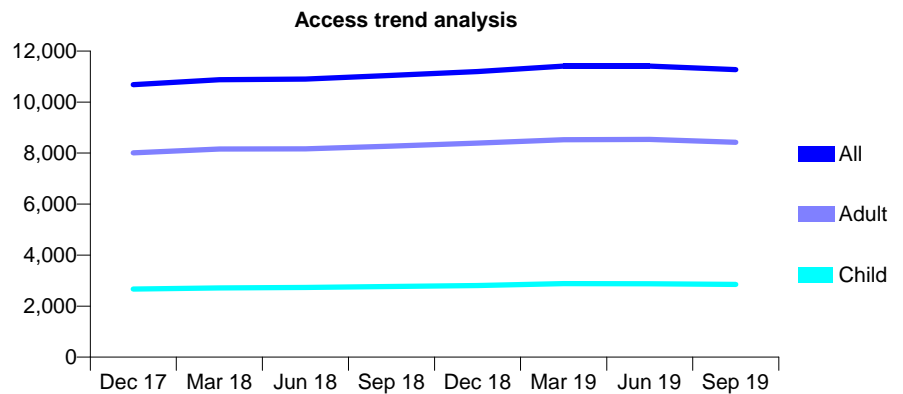
Q44 - Vital Signs At a Glance Contract Report for 105902/0001 - September 2019

Name or company name	MAC Dental Centre Limited
Contract type name	GDS Contract
Purpose of contract	General
Contract start date	01/05/2011
Contract end date	

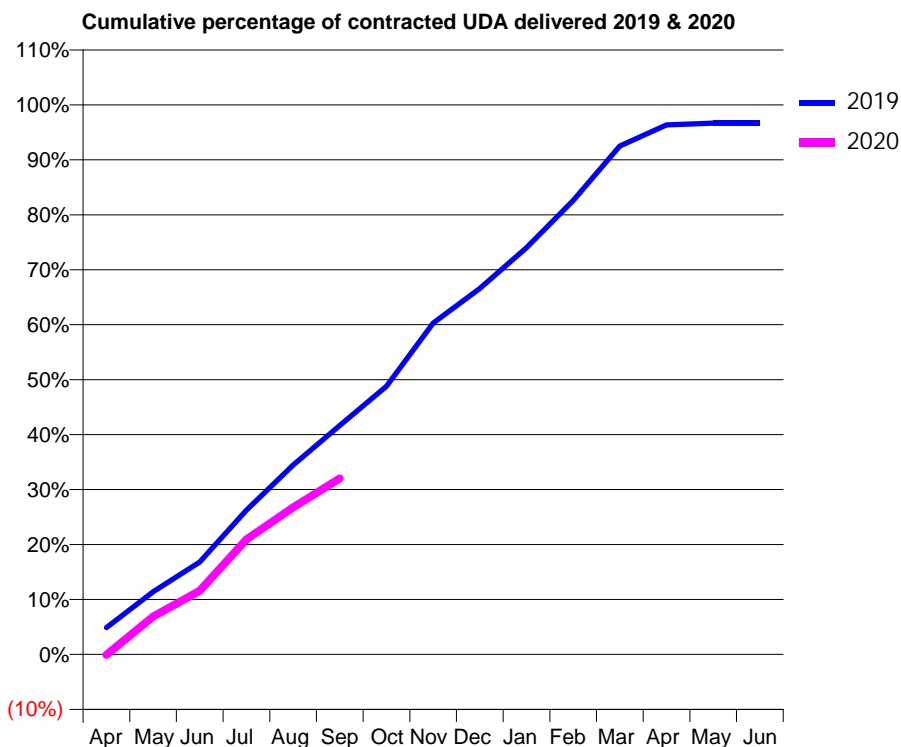
19/20 Contracted general activity (UDA)	34,000
Carry forward general activity (UDA)	1,134
19/20 Contracted orthodontic activity (UOA)	0
Carry forward orthodontic activity (UOA)	0
Baseline contract value	£806,385.77

ACCESS*

Patients seen in 24 months	Total	Change since previous quarter
Quarter ending September 2018	11,044	
Quarter ending December 2018	11,199	→
Quarter ending March 2019	11,412	→
Quarter ending June 2019	11,412	→
Quarter ending September 2019	11,270	↓
Variance since September 2018	2.0%	↑



ACTIVITY



Month	Adjusted Scheduled Activity (UDA)	
	2019	2020
April	1,659	-27
May	3,872	2,347
June	5,722	3,938
July	8,934	7,113
August	11,719	9,094
September	14,166	10,884
October	16,591	
November	20,502	
December	22,644	
January	25,167	
February	28,092	
March	31,457	
April	32,757	
May	32,866	
June	32,865	

QUALITY

	Quantity	Base Number	Contract	AT	Region	England
% of FP17s for the same patient ID Re-attending within 3 months - Children	111	1,586	7.0%	11.6%	12.1%	11.5%
% of FP17s for the same patient ID Re-attending within 3 months - Adults	634	4,432	14.3%	16.0%	15.6%	15.4%
% of FP17s for the same patient ID Re-attending between 3 & 9 months - Children	923	1,586	58.2%	57.9%	61.2%	59.7%
% of FP17s for the same patient ID Re-attending between 3 & 9 months - Adults	2,379	4,432	53.7%	52.7%	54.3%	51.7%
% of FP17s for Band 1 Urgent Courses	643	5,486	11.7%	9.9%	9.1%	9.2%
% of FP17s Relating to Free Repair or Replacements	91	5,486	1.7%	1.0%	0.9%	0.7%
% of FP17s Relating to Continuations	40	5,486	0.7%	1.0%	1.0%	0.8%
% of Patients satisfied with the dentistry they have received	6	8	N/A	92.9%	94.4%	93.5%
% of Patients satisfied with the time they had to wait for an appointment	5	8	N/A	86.5%	88.1%	87.4%

* This is based on patients treated on this contract for their most recent course of treatment. Figures in italics indicate the base number of FP17s or Patient Questionnaire responses are less than 100. N/A is shown where the base number of responses is less than 10 during the period. % is calculated as Quantity/Base number*100

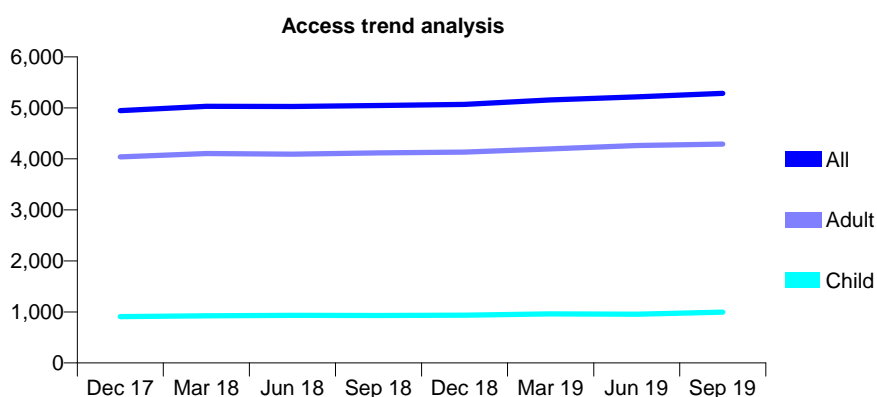
Q44 - Vital Signs At a Glance Contract Report for 106690/0001 - September 2019

Name or company name	Sankey Street Dental Practice.
Contract type name	GDS Contract
Purpose of contract	General
Contract start date	01/04/2014
Contract end date	

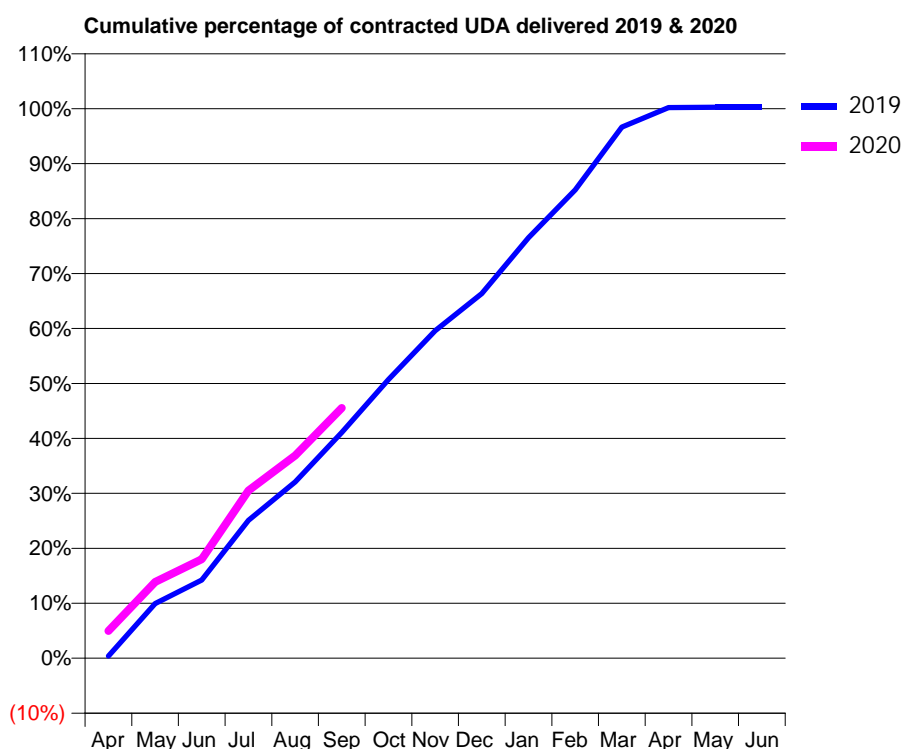
19/20 Contracted general activity (UDA)	14,090
Carry forward general activity (UDA)	0
19/20 Contracted orthodontic activity (UOA)	0
Carry forward orthodontic activity (UOA)	0
Baseline contract value	£312,828.76

ACCESS*

Patients seen in 24 months	Total	Change since previous quarter
Quarter ending September 2018	5,046	
Quarter ending December 2018	5,069	→
Quarter ending March 2019	5,156	→
Quarter ending June 2019	5,218	→
Quarter ending September 2019	5,284	→
Variance since September 2018	4.7%	↑



ACTIVITY



Month	2019	2020
April	57	699
May	1,400	1,958
June	2,006	2,538
July	3,538	4,301
August	4,518	5,196
September	5,787	6,417
October	7,147	
November	8,400	
December	9,350	
January	10,782	
February	12,010	
March	13,616	
April	14,117	
May	14,125	
June	14,126	

QUALITY

	Quantity	Base Number	Contract	AT	Region	England
% of FP17s for the same patient ID Re-attending within 3 months - Children	39	639	6.1%	11.6%	12.1%	11.5%
% of FP17s for the same patient ID Re-attending within 3 months - Adults	407	2,780	14.6%	16.0%	15.6%	15.4%
% of FP17s for the same patient ID Re-attending between 3 & 9 months - Children	317	639	49.6%	57.9%	61.2%	59.7%
% of FP17s for the same patient ID Re-attending between 3 & 9 months - Adults	1,308	2,780	47.1%	52.7%	54.3%	51.7%
% of FP17s for Band 1 Urgent Courses	261	2,946	8.9%	9.9%	9.1%	9.2%
% of FP17s Relating to Free Repair or Replacements	61	2,946	2.1%	1.0%	0.9%	0.7%
% of FP17s Relating to Continuations	10	2,946	0.3%	1.0%	1.0%	0.8%
% of Patients satisfied with the dentistry they have received	3	3	N/A	92.9%	94.4%	93.5%
% of Patients satisfied with the time they had to wait for an appointment	3	3	N/A	86.5%	88.1%	87.4%

* This is based on patients treated on this contract for their most recent course of treatment.

Figures in italics indicate the base number of FP17s or Patient Questionnaire responses are less than 100. N/A is shown where the base number of responses is less than 10 during the period. % is calculated as Quantity/Base number*100

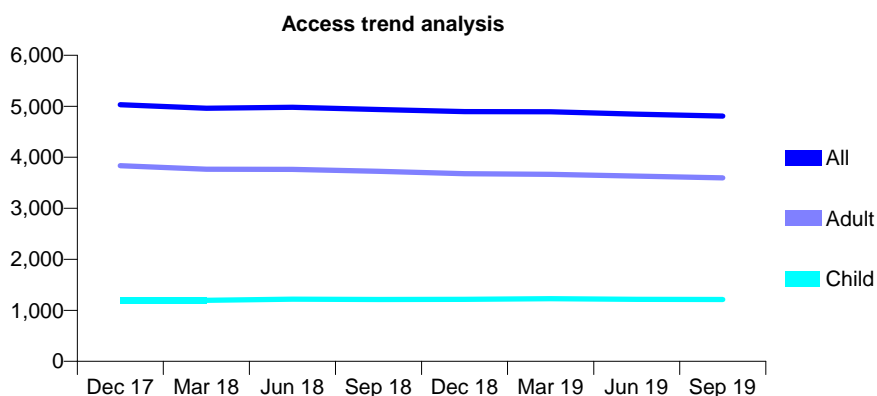
Q44 - Vital Signs At a Glance Contract Report for 106976/0001 - September 2019

Name or company name	Greasby Dental Centre
Contract type name	GDS Contract
Purpose of contract	General
Contract start date	01/08/2009
Contract end date	

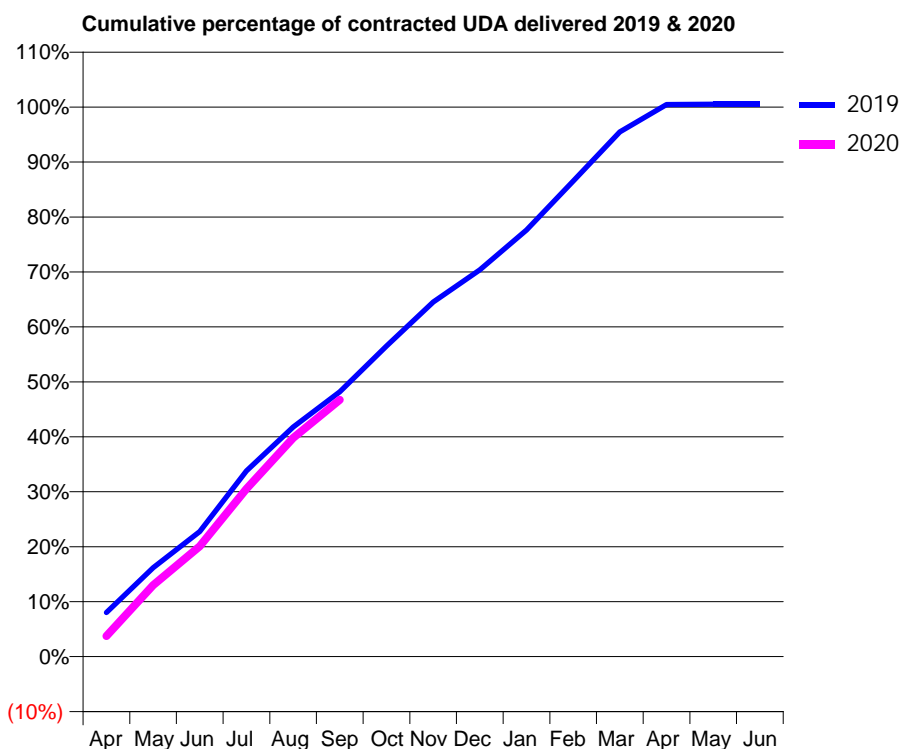
19/20 Contracted general activity (UDA)	14,380
Carry forward general activity (UDA)	0
19/20 Contracted orthodontic activity (UOA)	0
Carry forward orthodontic activity (UOA)	0
Baseline contract value	£402,981.52

ACCESS*

Patients seen in 24 months	Total	Change since previous quarter
Quarter ending September 2018	4,938	
Quarter ending December 2018	4,896	→
Quarter ending March 2019	4,893	→
Quarter ending June 2019	4,845	→
Quarter ending September 2019	4,808	→
Variance since September 2018	(2.6%)	↓



ACTIVITY



Month	Adjusted Scheduled Activity (UDA)	
	2019	2020
April	1,152	539
May	2,324	1,870
June	3,274	2,888
July	4,858	4,390
August	6,006	5,722
September	6,929	6,719
October	8,127	
November	9,277	
December	10,122	
January	11,162	
February	12,446	
March	13,730	
April	14,446	
May	14,453	
June	14,453	

QUALITY

	Quantity	Base Number	Contract	AT	Region	England
% of FP17s for the same patient ID Re-attending within 3 months - Children	61	942	6.5%	11.6%	12.1%	11.5%
% of FP17s for the same patient ID Re-attending within 3 months - Adults	494	2,919	16.9%	16.0%	15.6%	15.4%
% of FP17s for the same patient ID Re-attending between 3 & 9 months - Children	623	942	66.1%	57.9%	61.2%	59.7%
% of FP17s for the same patient ID Re-attending between 3 & 9 months - Adults	1,624	2,919	55.6%	52.7%	54.3%	51.7%
% of FP17s for Band 1 Urgent Courses	306	3,585	8.5%	9.9%	9.1%	9.2%
% of FP17s Relating to Free Repair or Replacements	44	3,585	1.2%	1.0%	0.9%	0.7%
% of FP17s Relating to Continuations	60	3,585	1.7%	1.0%	1.0%	0.8%
% of Patients satisfied with the dentistry they have received	5	5	N/A	92.9%	94.4%	93.5%
% of Patients satisfied with the time they had to wait for an appointment	5	5	N/A	86.5%	88.1%	87.4%

* This is based on patients treated on this contract for their most recent course of treatment. Figures in italics indicate the base number of FP17s or Patient Questionnaire responses are less than 100. N/A is shown where the base number of responses is less than 10 during the period. % is calculated as Quantity/Base number*100

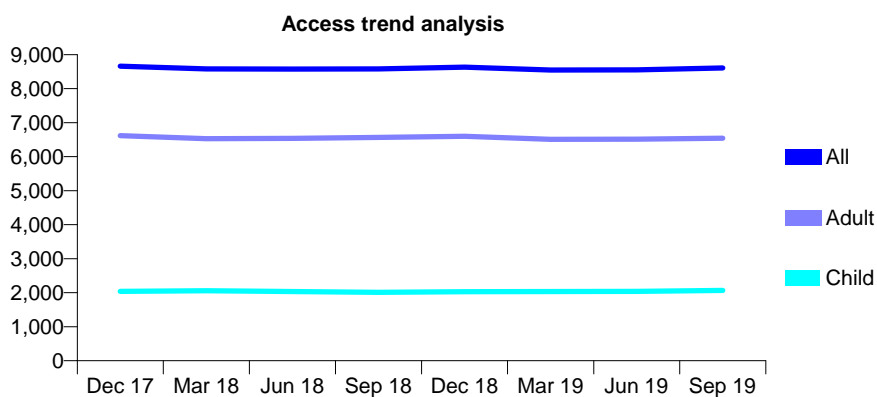
Q44 - Vital Signs At a Glance Contract Report for 107271/0001 - September 2019

Name or company name	Pooltown Dental
Contract type name	GDS Contract
Purpose of contract	General
Contract start date	01/04/2009
Contract end date	

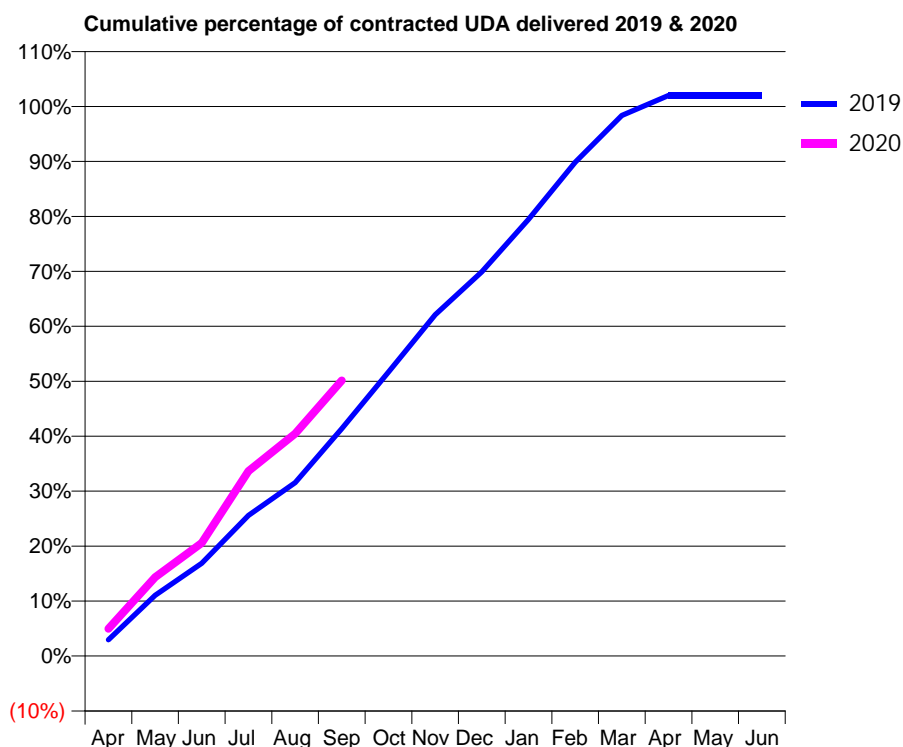
19/20 Contracted general activity (UDA)	23,695
Carry forward general activity (UDA)	0
19/20 Contracted orthodontic activity (UOA)	0
Carry forward orthodontic activity (UOA)	0
Baseline contract value	£722,893.39

ACCESS*

Patients seen in 24 months	Total	Change since previous quarter
Quarter ending September 2018	8,583	
Quarter ending December 2018	8,634	→
Quarter ending March 2019	8,549	→
Quarter ending June 2019	8,554	→
Quarter ending September 2019	8,610	→
Variance since September 2018	0.3%	→



ACTIVITY



Month	Adjusted Scheduled Activity (UDA)	
	2019	2020
April	696	1,175
May	2,617	3,402
June	4,001	4,873
July	6,064	7,972
August	7,479	9,590
September	9,802	11,878
October	12,246	
November	14,715	
December	16,565	
January	18,828	
February	21,292	
March	23,309	
April	24,168	
May	24,168	
June	24,168	

QUALITY

	Quantity	Base Number	Contract	AT	Region	England
% of FP17s for the same patient ID Re-attending within 3 months - Children	185	1,587	11.7%	11.6%	12.1%	11.5%
% of FP17s for the same patient ID Re-attending within 3 months - Adults	1,000	4,276	23.4%	16.0%	15.6%	15.4%
% of FP17s for the same patient ID Re-attending between 3 & 9 months - Children	738	1,587	46.5%	57.9%	61.2%	59.7%
% of FP17s for the same patient ID Re-attending between 3 & 9 months - Adults	1,479	4,276	34.6%	52.7%	54.3%	51.7%
% of FP17s for Band 1 Urgent Courses	995	5,451	18.3%	9.9%	9.1%	9.2%
% of FP17s Relating to Free Repair or Replacements	48	5,451	0.9%	1.0%	0.9%	0.7%
% of FP17s Relating to Continuations	166	5,451	3.0%	1.0%	1.0%	0.8%
% of Patients satisfied with the dentistry they have received	2	2	N/A	92.9%	94.4%	93.5%
% of Patients satisfied with the time they had to wait for an appointment	2	2	N/A	86.5%	88.1%	87.4%

* This is based on patients treated on this contract for their most recent course of treatment. Figures in italics indicate the base number of FP17s or Patient Questionnaire responses are less than 100. N/A is shown where the base number of responses is less than 10 during the period. % is calculated as Quantity/Base number*100

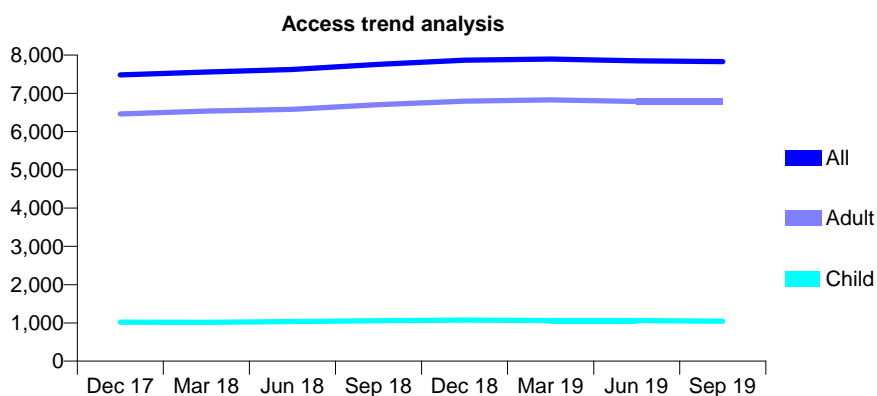
Q44 - Vital Signs At a Glance Contract Report for 107468/0001 - September 2019

Name or company name	Foregate Street Dental Surgery
Contract type name	GDS Contract
Purpose of contract	General
Contract start date	01/04/2009
Contract end date	

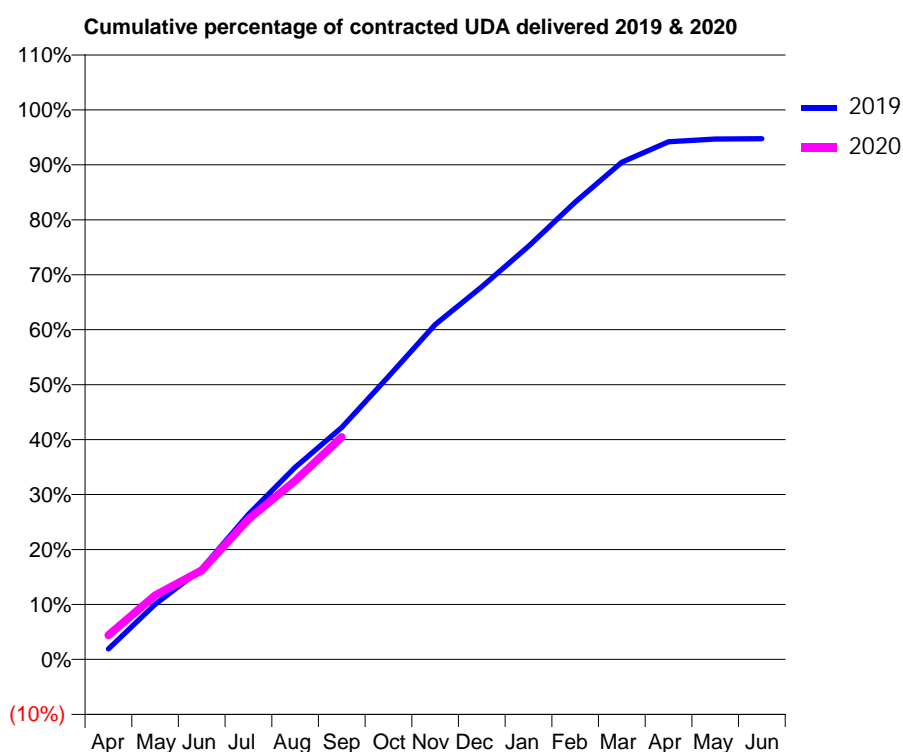
19/20 Contracted general activity (UDA)	24,100
Carry forward general activity (UDA)	0
19/20 Contracted orthodontic activity (UOA)	0
Carry forward orthodontic activity (UOA)	0
Baseline contract value	£592,583.74

ACCESS*

Patients seen in 24 months	Total	Change since previous quarter
Quarter ending September 2018	7,757	
Quarter ending December 2018	7,867	→
Quarter ending March 2019	7,892	→
Quarter ending June 2019	7,847	→
Quarter ending September 2019	7,827	→
Variance since September 2018	0.9%	→



ACTIVITY



Month	2019	2020
April	460	1,061
May	2,421	2,810
June	3,979	3,902
July	6,367	6,154
August	8,425	7,840
September	10,173	9,754
October	12,409	
November	14,691	
December	16,342	
January	18,113	
February	20,056	
March	21,805	
April	22,702	
May	22,822	
June	22,837	

QUALITY

	Quantity	Base Number	Contract	AT	Region	England
% of FP17s for the same patient ID Re-attending within 3 months - Children	53	729	7.3%	11.6%	12.1%	11.5%
% of FP17s for the same patient ID Re-attending within 3 months - Adults	752	4,912	15.3%	16.0%	15.6%	15.4%
% of FP17s for the same patient ID Re-attending between 3 & 9 months - Children	420	729	57.6%	57.9%	61.2%	59.7%
% of FP17s for the same patient ID Re-attending between 3 & 9 months - Adults	2,863	4,912	58.3%	52.7%	54.3%	51.7%
% of FP17s for Band 1 Urgent Courses	543	5,201	10.4%	9.9%	9.1%	9.2%
% of FP17s Relating to Free Repair or Replacements	57	5,201	1.1%	1.0%	0.9%	0.7%
% of FP17s Relating to Continuations	39	5,201	0.7%	1.0%	1.0%	0.8%
% of Patients satisfied with the dentistry they have received	3	3	N/A	92.9%	94.4%	93.5%
% of Patients satisfied with the time they had to wait for an appointment	2	3	N/A	86.5%	88.1%	87.4%

* This is based on patients treated on this contract for their most recent course of treatment. Figures in italics indicate the base number of FP17s or Patient Questionnaire responses are less than 100. N/A is shown where the base number of responses is less than 10 during the period. % is calculated as Quantity/Base number*100

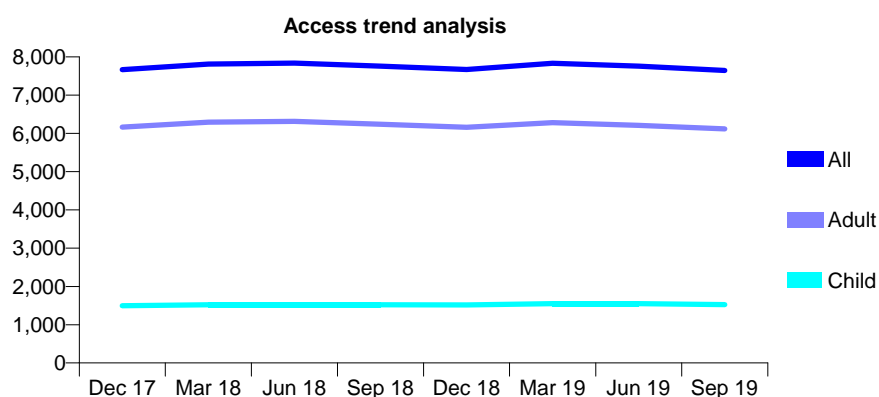
Q44 - Vital Signs At a Glance Contract Report for 107689/0001 - September 2019

Name or company name	Glencairn Dental Practice
Contract type name	GDS Contract
Purpose of contract	General
Contract start date	01/08/2006
Contract end date	

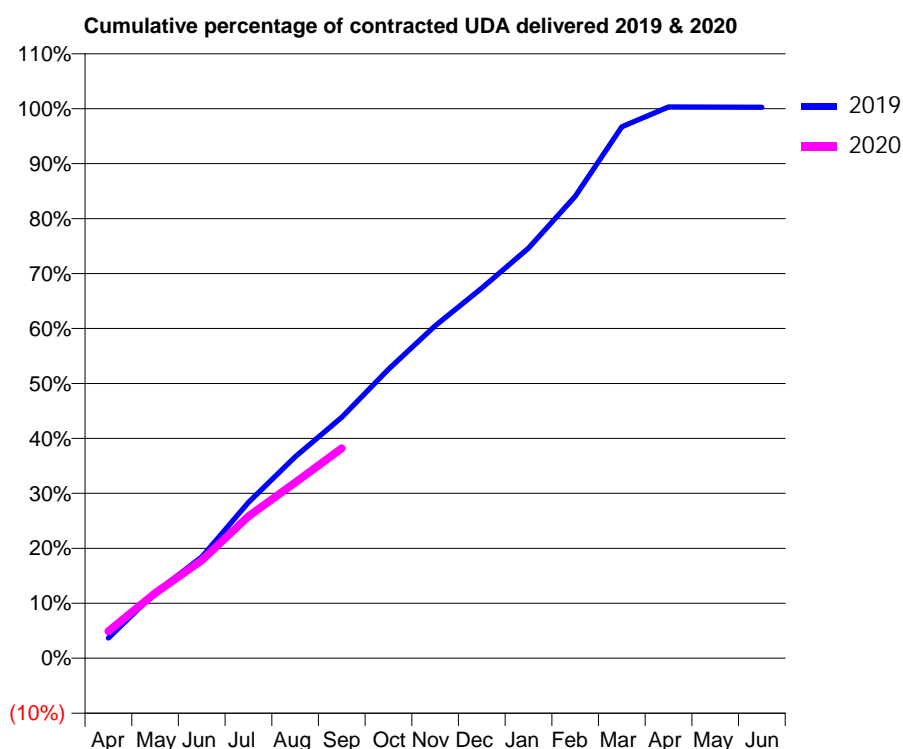
19/20 Contracted general activity (UDA)	21,897
Carry forward general activity (UDA)	0
19/20 Contracted orthodontic activity (UOA)	0
Carry forward orthodontic activity (UOA)	0
Baseline contract value	£619,174.35

ACCESS*

Patients seen in 24 months	Total	Change since previous quarter
Quarter ending September 2018	7,759	
Quarter ending December 2018	7,670	↓
Quarter ending March 2019	7,830	↑
Quarter ending June 2019	7,757	→
Quarter ending September 2019	7,642	↓
Variance since September 2018	(1.5%)	↓



ACTIVITY



Month	2019	2020
April	812	1,076
May	2,614	2,593
June	4,034	3,905
July	6,208	5,654
August	8,026	7,002
September	9,597	8,363
October	11,510	
November	13,250	
December	14,749	
January	16,345	
February	18,405	
March	21,170	
April	21,962	
May	21,961	
June	21,952	

QUALITY

	Quantity	Base Number	Contract	AT	Region	England
% of FP17s for the same patient ID Re-attending within 3 months - Children	112	1,102	10.2%	11.6%	12.1%	11.5%
% of FP17s for the same patient ID Re-attending within 3 months - Adults	713	4,150	17.2%	16.0%	15.6%	15.4%
% of FP17s for the same patient ID Re-attending between 3 & 9 months - Children	677	1,102	61.4%	57.9%	61.2%	59.7%
% of FP17s for the same patient ID Re-attending between 3 & 9 months - Adults	2,453	4,150	59.1%	52.7%	54.3%	51.7%
% of FP17s for Band 1 Urgent Courses	605	4,716	12.8%	9.9%	9.1%	9.2%
% of FP17s Relating to Free Repair or Replacements	90	4,716	1.9%	1.0%	0.9%	0.7%
% of FP17s Relating to Continuations	41	4,716	0.9%	1.0%	1.0%	0.8%
% of Patients satisfied with the dentistry they have received	5	5	N/A	92.9%	94.4%	93.5%
% of Patients satisfied with the time they had to wait for an appointment	5	5	N/A	86.5%	88.1%	87.4%

* This is based on patients treated on this contract for their most recent course of treatment.

Figures in italics indicate the base number of FP17s or Patient Questionnaire responses are less than 100. N/A is shown where the base number of responses is less than 10 during the period. % is calculated as Quantity/Base number*100

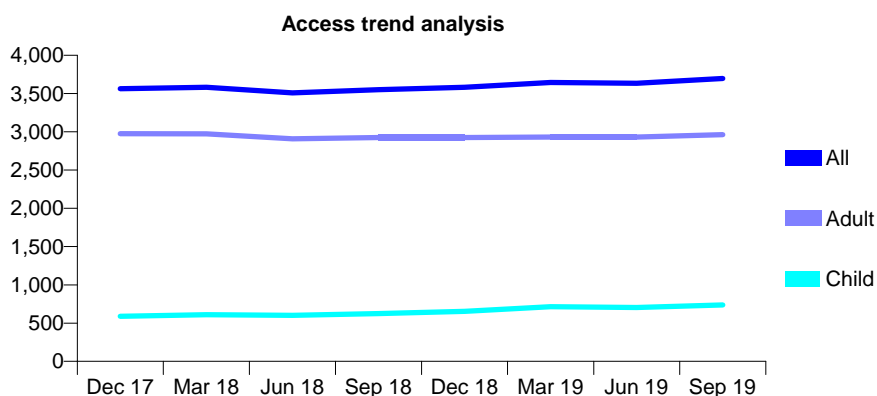
Q44 - Vital Signs At a Glance Contract Report for 108170/0001 - September 2019

Name or company name	Kingsway Dental Practice
Contract type name	GDS Contract
Purpose of contract	General
Contract start date	01/07/2015
Contract end date	

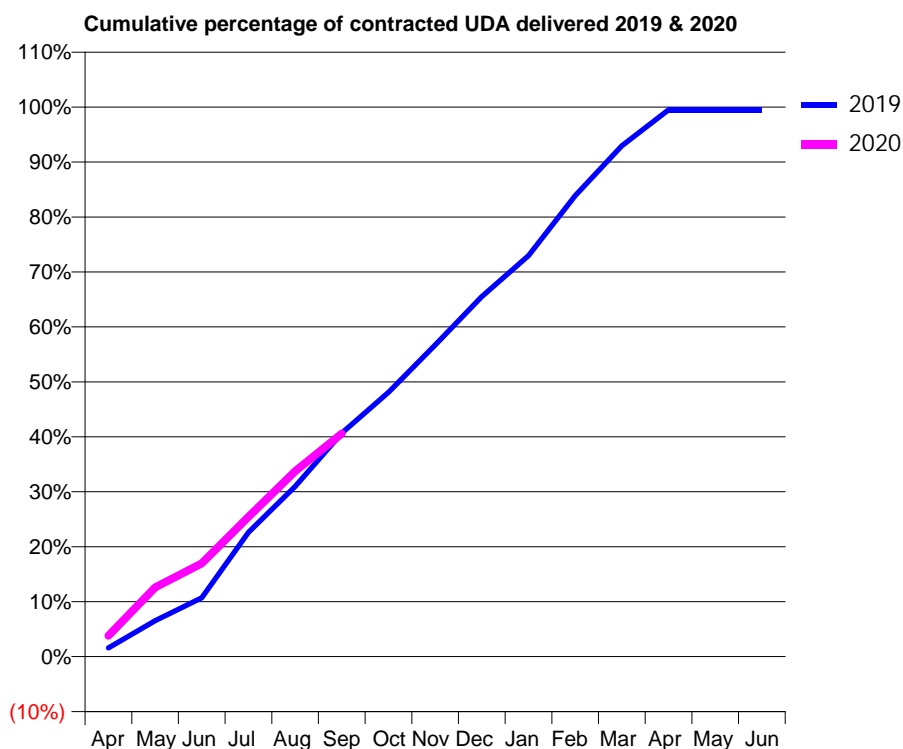
19/20 Contracted general activity (UDA)	12,770
Carry forward general activity (UDA)	65
19/20 Contracted orthodontic activity (UOA)	0
Carry forward orthodontic activity (UOA)	0
Baseline contract value	£311,660.77

ACCESS*

Patients seen in 24 months	Total	Change since previous quarter
Quarter ending September 2018	3,550	
Quarter ending December 2018	3,581	→
Quarter ending March 2019	3,644	→
Quarter ending June 2019	3,634	→
Quarter ending September 2019	3,698	→
Variance since September 2018	4.2%	↑



ACTIVITY



Month	Adjusted Scheduled Activity (UDA)	
	2019	2020
April	203	484
May	836	1,610
June	1,367	2,167
July	2,888	3,250
August	3,956	4,310
September	5,197	5,182
October	6,139	
November	7,243	
December	8,366	
January	9,316	
February	10,712	
March	11,870	
April	12,707	
May	12,706	
June	12,704	

QUALITY

	Quantity	Base Number	Contract	AT	Region	England
% of FP17s for the same patient ID Re-attending within 3 months - Children	46	572	8.0%	11.6%	12.1%	11.5%
% of FP17s for the same patient ID Re-attending within 3 months - Adults	342	2,366	14.5%	16.0%	15.6%	15.4%
% of FP17s for the same patient ID Re-attending between 3 & 9 months - Children	286	572	50.0%	57.9%	61.2%	59.7%
% of FP17s for the same patient ID Re-attending between 3 & 9 months - Adults	1,408	2,366	59.5%	52.7%	54.3%	51.7%
% of FP17s for Band 1 Urgent Courses	226	2,570	8.8%	9.9%	9.1%	9.2%
% of FP17s Relating to Free Repair or Replacements	17	2,570	0.7%	1.0%	0.9%	0.7%
% of FP17s Relating to Continuations	43	2,570	1.7%	1.0%	1.0%	0.8%
% of Patients satisfied with the dentistry they have received	0	0	N/A	92.9%	94.4%	93.5%
% of Patients satisfied with the time they had to wait for an appointment	0	0	N/A	86.5%	88.1%	87.4%

* This is based on patients treated on this contract for their most recent course of treatment. Figures in italics indicate the base number of FP17s or Patient Questionnaire responses are less than 100. N/A is shown where the base number of responses is less than 10 during the period. % is calculated as Quantity/Base number*100

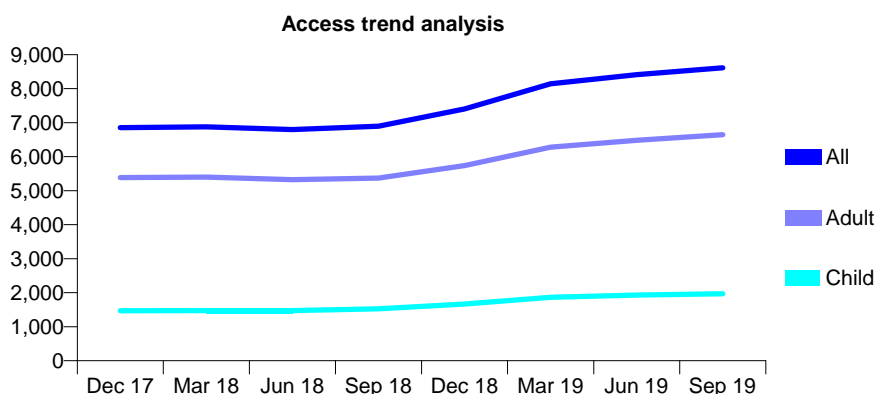
Q44 - Vital Signs At a Glance Contract Report for 108960/0001 - September 2019

Name or company name	Harbour Dental Practice
Contract type name	GDS Contract
Purpose of contract	General
Contract start date	01/01/2014
Contract end date	

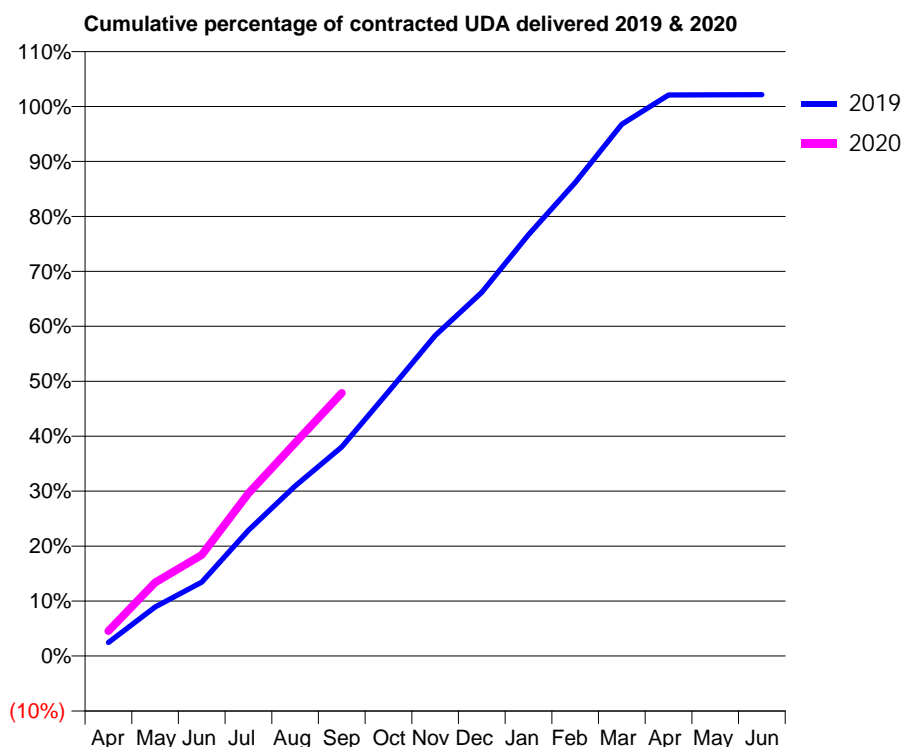
19/20 Contracted general activity (UDA)	20,753
Carry forward general activity (UDA)	0
19/20 Contracted orthodontic activity (UOA)	0
Carry forward orthodontic activity (UOA)	0
Baseline contract value	£627,595.95

ACCESS*

Patients seen in 24 months	Total	Change since previous quarter
Quarter ending September 2018	6,897	
Quarter ending December 2018	7,406	↑
Quarter ending March 2019	8,145	↑
Quarter ending June 2019	8,412	↑
Quarter ending September 2019	8,615	↑
Variance since September 2018	24.9%	↑



ACTIVITY



Month	Adjusted Scheduled Activity (UDA)	
	2019	2020
April	512	947
May	1,851	2,778
June	2,787	3,815
July	4,748	6,143
August	6,423	8,052
September	7,895	9,934
October	9,977	
November	12,103	
December	13,737	
January	15,910	
February	17,882	
March	20,081	
April	21,183	
May	21,188	
June	21,199	

QUALITY

	Quantity	Base Number	Contract	AT	Region	England
% of FP17s for the same patient ID Re-attending within 3 months - Children	139	1,609	8.6%	11.6%	12.1%	11.5%
% of FP17s for the same patient ID Re-attending within 3 months - Adults	851	4,992	17.0%	16.0%	15.6%	15.4%
% of FP17s for the same patient ID Re-attending between 3 & 9 months - Children	953	1,609	59.2%	57.9%	61.2%	59.7%
% of FP17s for the same patient ID Re-attending between 3 & 9 months - Adults	2,759	4,992	55.3%	52.7%	54.3%	51.7%
% of FP17s for Band 1 Urgent Courses	569	5,300	10.7%	9.9%	9.1%	9.2%
% of FP17s Relating to Free Repair or Replacements	55	5,300	1.0%	1.0%	0.9%	0.7%
% of FP17s Relating to Continuations	66	5,300	1.2%	1.0%	1.0%	0.8%
% of Patients satisfied with the dentistry they have received	4	4	N/A	92.9%	94.4%	93.5%
% of Patients satisfied with the time they had to wait for an appointment	3	4	N/A	86.5%	88.1%	87.4%

* This is based on patients treated on this contract for their most recent course of treatment. Figures in italics indicate the base number of FP17s or Patient Questionnaire responses are less than 100. N/A is shown where the base number of responses is less than 10 during the period. % is calculated as Quantity/Base number*100

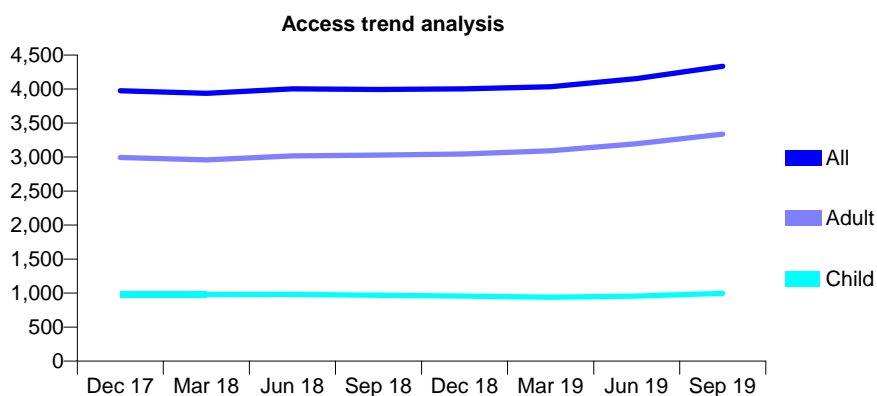
Q44 - Vital Signs At a Glance Contract Report for 109363/0001 - September 2019

Name or company name	Dane Bank House Dental Practice
Contract type name	GDS Contract
Purpose of contract	General
Contract start date	01/04/2014
Contract end date	

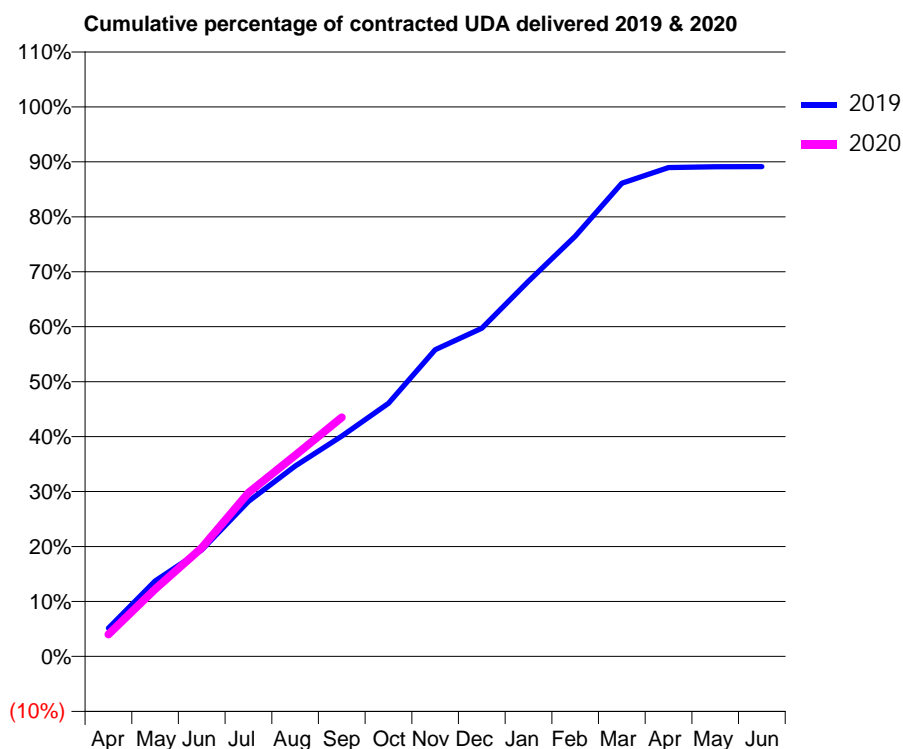
19/20 Contracted general activity (UDA)	13,460
Carry forward general activity (UDA)	0
19/20 Contracted orthodontic activity (UOA)	0
Carry forward orthodontic activity (UOA)	0
Baseline contract value	£327,982.10

ACCESS*

Patients seen in 24 months	Total	Change since previous quarter
Quarter ending September 2018	3,995	
Quarter ending December 2018	4,003	→
Quarter ending March 2019	4,035	→
Quarter ending June 2019	4,153	↑
Quarter ending September 2019	4,336	↑
Variance since September 2018	8.5%	↑



ACTIVITY



Month	2019	2020
April	691	539
May	1,848	1,647
June	2,607	2,659
July	3,797	4,008
August	4,661	4,927
September	5,393	5,855
October	6,197	
November	7,514	
December	8,035	
January	9,189	
February	10,292	
March	11,588	
April	11,972	
May	11,993	
June	11,997	

QUALITY

	Quantity	Base Number	Contract	AT	Region	England
% of FP17s for the same patient ID Re-attending within 3 months - Children	34	843	4.0%	11.6%	12.1%	11.5%
% of FP17s for the same patient ID Re-attending within 3 months - Adults	233	2,566	9.1%	16.0%	15.6%	15.4%
% of FP17s for the same patient ID Re-attending between 3 & 9 months - Children	558	843	66.2%	57.9%	61.2%	59.7%
% of FP17s for the same patient ID Re-attending between 3 & 9 months - Adults	1,606	2,566	62.6%	52.7%	54.3%	51.7%
% of FP17s for Band 1 Urgent Courses	90	3,202	2.8%	9.9%	9.1%	9.2%
% of FP17s Relating to Free Repair or Replacements	38	3,202	1.2%	1.0%	0.9%	0.7%
% of FP17s Relating to Continuations	17	3,202	0.5%	1.0%	1.0%	0.8%
% of Patients satisfied with the dentistry they have received	0	0	N/A	92.9%	94.4%	93.5%
% of Patients satisfied with the time they had to wait for an appointment	0	0	N/A	86.5%	88.1%	87.4%

* This is based on patients treated on this contract for their most recent course of treatment. Figures in italics indicate the base number of FP17s or Patient Questionnaire responses are less than 100. N/A is shown where the base number of responses is less than 10 during the period. % is calculated as Quantity/Base number*100

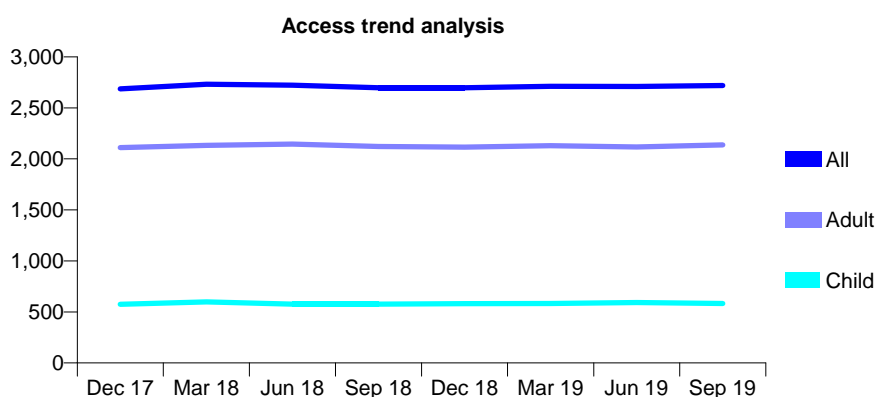
Q44 - Vital Signs At a Glance Contract Report for 109479/0001 - September 2019

Name or company name	Dental Care Neston
Contract type name	GDS Contract
Purpose of contract	General
Contract start date	16/05/2013
Contract end date	

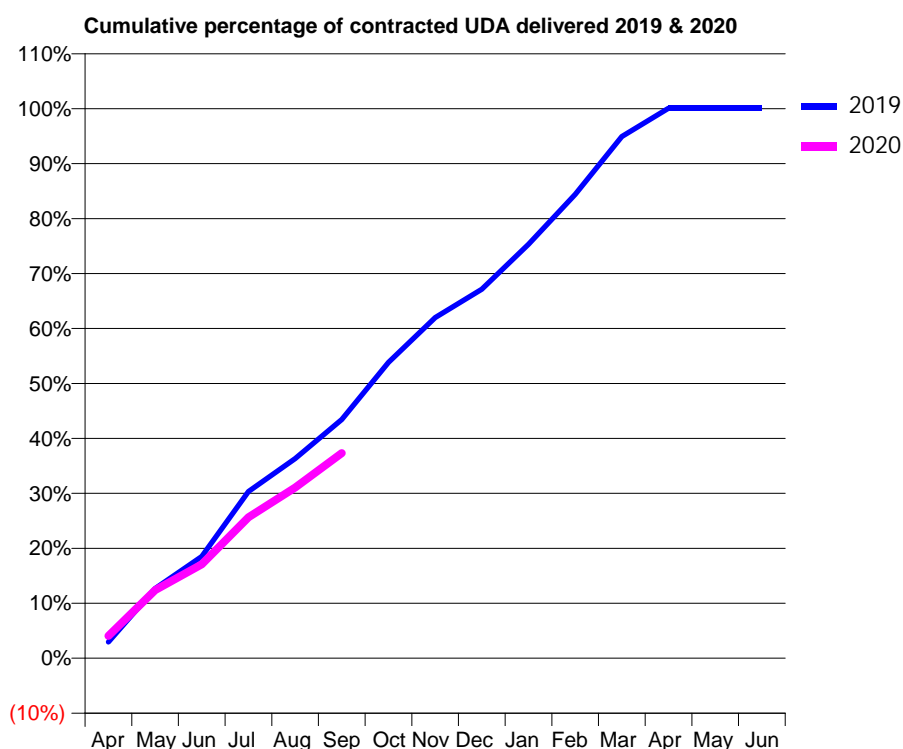
19/20 Contracted general activity (UDA)	7,195
Carry forward general activity (UDA)	0
19/20 Contracted orthodontic activity (UOA)	0
Carry forward orthodontic activity (UOA)	0
Baseline contract value	£210,431.53

ACCESS*

Patients seen in 24 months	Total	Change since previous quarter
Quarter ending September 2018	2,698	
Quarter ending December 2018	2,697	→
Quarter ending March 2019	2,712	→
Quarter ending June 2019	2,709	→
Quarter ending September 2019	2,720	→
Variance since September 2018	0.8%	→



ACTIVITY



Month	2019	2020
April	214	292
May	912	891
June	1,331	1,228
July	2,182	1,844
August	2,615	2,234
September	3,125	2,684
October	3,874	
November	4,460	
December	4,830	
January	5,420	
February	6,074	
March	6,829	
April	7,201	
May	7,201	
June	7,201	

QUALITY

	Quantity	Base Number	Contract	AT	Region	England
% of FP17s for the same patient ID Re-attending within 3 months - Children	56	486	11.5%	11.6%	12.1%	11.5%
% of FP17s for the same patient ID Re-attending within 3 months - Adults	346	1,697	20.4%	16.0%	15.6%	15.4%
% of FP17s for the same patient ID Re-attending between 3 & 9 months - Children	310	486	63.8%	57.9%	61.2%	59.7%
% of FP17s for the same patient ID Re-attending between 3 & 9 months - Adults	984	1,697	58.0%	52.7%	54.3%	51.7%
% of FP17s for Band 1 Urgent Courses	139	1,518	9.2%	9.9%	9.1%	9.2%
% of FP17s Relating to Free Repair or Replacements	37	1,518	2.4%	1.0%	0.9%	0.7%
% of FP17s Relating to Continuations	5	1,518	0.3%	1.0%	1.0%	0.8%
% of Patients satisfied with the dentistry they have received	1	1	N/A	92.9%	94.4%	93.5%
% of Patients satisfied with the time they had to wait for an appointment	1	1	N/A	86.5%	88.1%	87.4%

* This is based on patients treated on this contract for their most recent course of treatment.

Figures in italics indicate the base number of FP17s or Patient Questionnaire responses are less than 100. N/A is shown where the base number of responses is less than 10 during the period. % is calculated as Quantity/Base number*100

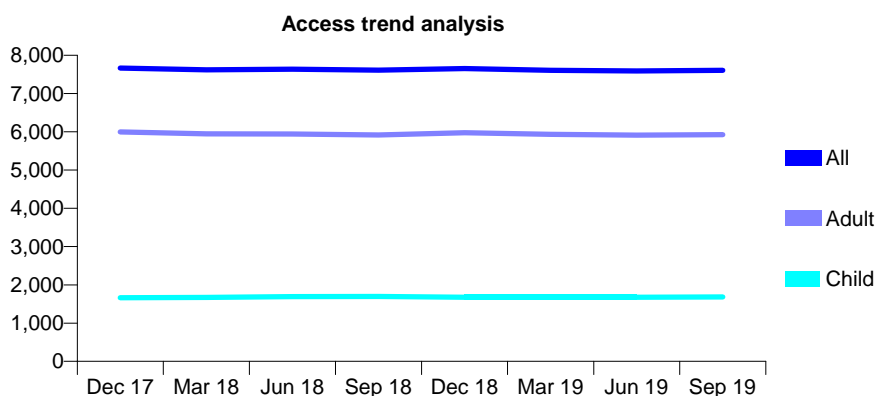
Q44 - Vital Signs At a Glance Contract Report for 109886/0001 - September 2019

Name or company name	Eastham Dental Practice
Contract type name	GDS Contract
Purpose of contract	General
Contract start date	01/04/2006
Contract end date	

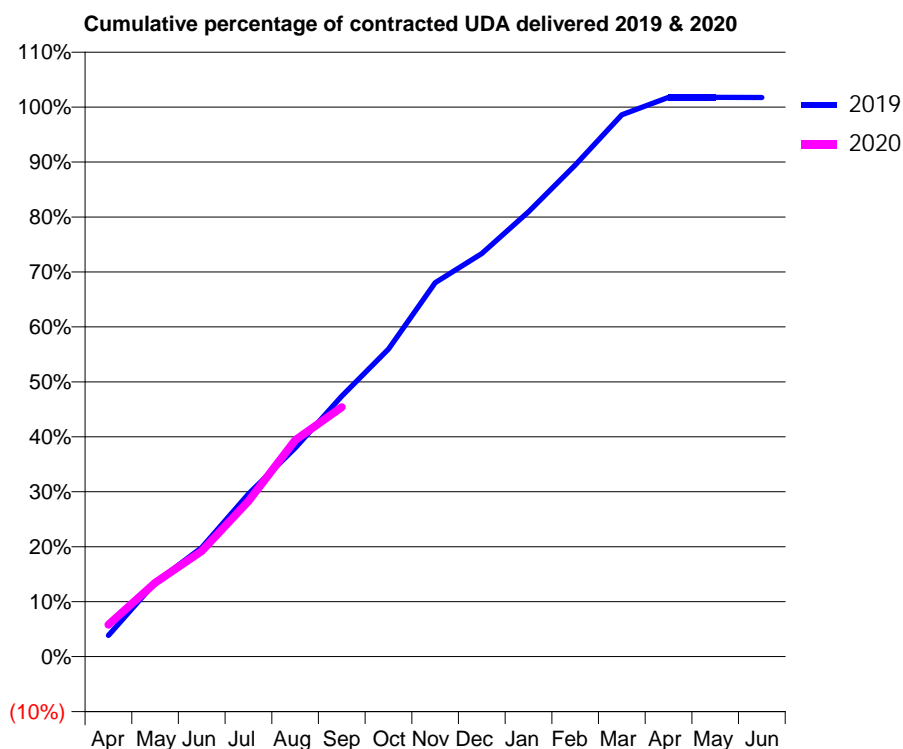
19/20 Contracted general activity (UDA)	22,917
Carry forward general activity (UDA)	0
19/20 Contracted orthodontic activity (UOA)	0
Carry forward orthodontic activity (UOA)	0
Baseline contract value	£690,326.23

ACCESS*

Patients seen in 24 months	Total	Change since previous quarter
Quarter ending September 2018	7,613	
Quarter ending December 2018	7,654	→
Quarter ending March 2019	7,607	→
Quarter ending June 2019	7,590	→
Quarter ending September 2019	7,609	→
Variance since September 2018	(0.1%)	→



ACTIVITY



Month	Adjusted Scheduled Activity (UDA)	
	2019	2020
April	887	1,332
May	3,090	3,082
June	4,549	4,399
July	6,783	6,486
August	8,699	9,030
September	10,864	10,402
October	12,826	
November	15,597	
December	16,809	
January	18,550	
February	20,503	
March	22,590	
April	23,318	
May	23,318	
June	23,315	

QUALITY

	Quantity	Base Number	Contract	AT	Region	England
% of FP17s for the same patient ID Re-attending within 3 months - Children	76	1,258	6.0%	11.6%	12.1%	11.5%
% of FP17s for the same patient ID Re-attending within 3 months - Adults	637	4,321	14.7%	16.0%	15.6%	15.4%
% of FP17s for the same patient ID Re-attending between 3 & 9 months - Children	801	1,258	63.7%	57.9%	61.2%	59.7%
% of FP17s for the same patient ID Re-attending between 3 & 9 months - Adults	2,703	4,321	62.6%	52.7%	54.3%	51.7%
% of FP17s for Band 1 Urgent Courses	609	5,208	11.7%	9.9%	9.1%	9.2%
% of FP17s Relating to Free Repair or Replacements	42	5,208	0.8%	1.0%	0.9%	0.7%
% of FP17s Relating to Continuations	72	5,208	1.4%	1.0%	1.0%	0.8%
% of Patients satisfied with the dentistry they have received	2	3	N/A	92.9%	94.4%	93.5%
% of Patients satisfied with the time they had to wait for an appointment	3	3	N/A	86.5%	88.1%	87.4%

* This is based on patients treated on this contract for their most recent course of treatment. Figures in italics indicate the base number of FP17s or Patient Questionnaire responses are less than 100. N/A is shown where the base number of responses is less than 10 during the period. % is calculated as Quantity/Base number*100

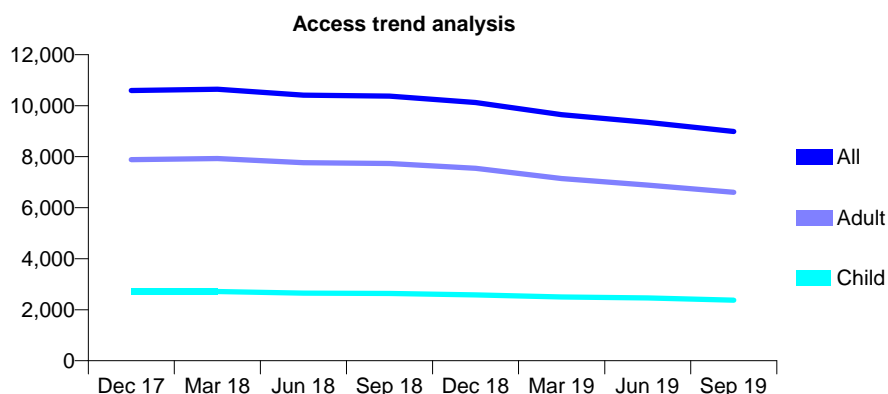
Q44 - Vital Signs At a Glance Contract Report for 111236/0001 - September 2019

Name or company name	Padgate (No 1) Limited
Contract type name	GDS Contract
Purpose of contract	General
Contract start date	01/11/2007
Contract end date	

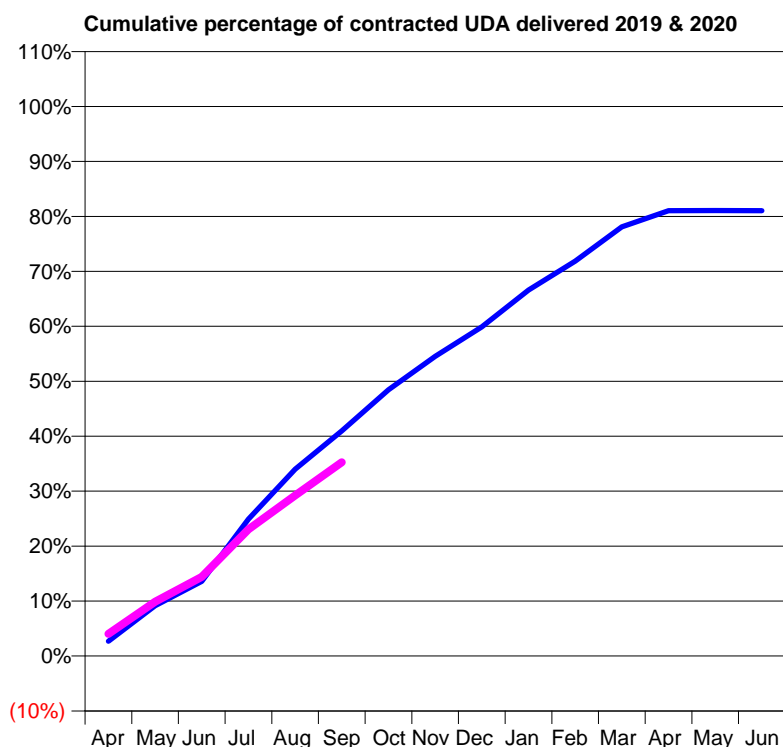
19/20 Contracted general activity (UDA)	28,655
Carry forward general activity (UDA)	0
19/20 Contracted orthodontic activity (UOA)	0
Carry forward orthodontic activity (UOA)	0
Baseline contract value	£829,022.89

ACCESS*

Patients seen in 24 months	Total	Change since previous quarter
Quarter ending September 2018	10,376	
Quarter ending December 2018	10,127	↓
Quarter ending March 2019	9,645	↓
Quarter ending June 2019	9,344	↓
Quarter ending September 2019	8,986	↓
Variance since September 2018	(13.4%)	↓



ACTIVITY



Month	Adjusted Scheduled Activity (UDA)	
	2019	2020
April	779	1,158
May	2,626	2,833
June	3,895	4,130
July	7,139	6,611
August	9,746	8,372
September	11,733	10,102
October	13,881	
November	15,629	
December	17,161	
January	19,081	
February	20,595	
March	22,384	
April	23,223	
May	23,226	
June	23,225	

QUALITY

	Quantity	Base Number	Contract	AT	Region	England
% of FP17s for the same patient ID Re-attending within 3 months - Children	94	1,600	5.9%	11.6%	12.1%	11.5%
% of FP17s for the same patient ID Re-attending within 3 months - Adults	378	4,011	9.4%	16.0%	15.6%	15.4%
% of FP17s for the same patient ID Re-attending between 3 & 9 months - Children	689	1,600	43.1%	57.9%	61.2%	59.7%
% of FP17s for the same patient ID Re-attending between 3 & 9 months - Adults	1,800	4,011	44.9%	52.7%	54.3%	51.7%
% of FP17s for Band 1 Urgent Courses	264	5,199	5.1%	9.9%	9.1%	9.2%
% of FP17s Relating to Free Repair or Replacements	29	5,199	0.6%	1.0%	0.9%	0.7%
% of FP17s Relating to Continuations	54	5,199	1.0%	1.0%	1.0%	0.8%
% of Patients satisfied with the dentistry they have received	1	2	N/A	92.9%	94.4%	93.5%
% of Patients satisfied with the time they had to wait for an appointment	1	2	N/A	86.5%	88.1%	87.4%

* This is based on patients treated on this contract for their most recent course of treatment. Figures in italics indicate the base number of FP17s or Patient Questionnaire responses are less than 100. N/A is shown where the base number of responses is less than 10 during the period. % is calculated as Quantity/Base number*100

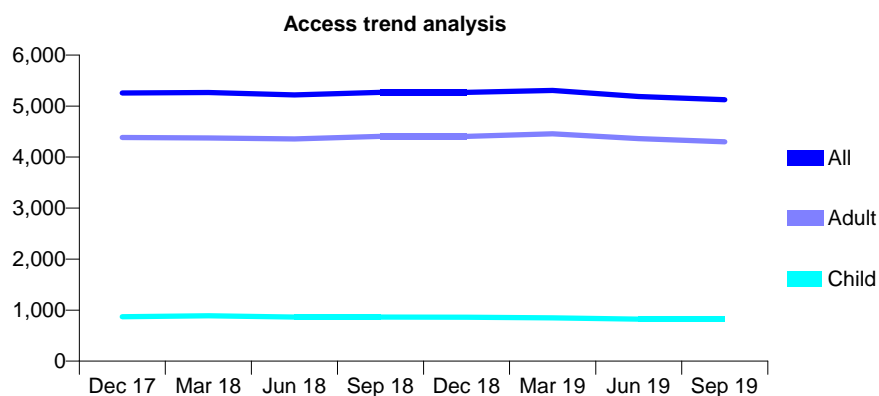
Q44 - Vital Signs At a Glance Contract Report for 114162/0001 - September 2019

Name or company name	Bankhouse Dental Practice
Contract type name	GDS Contract
Purpose of contract	General
Contract start date	01/04/2009
Contract end date	

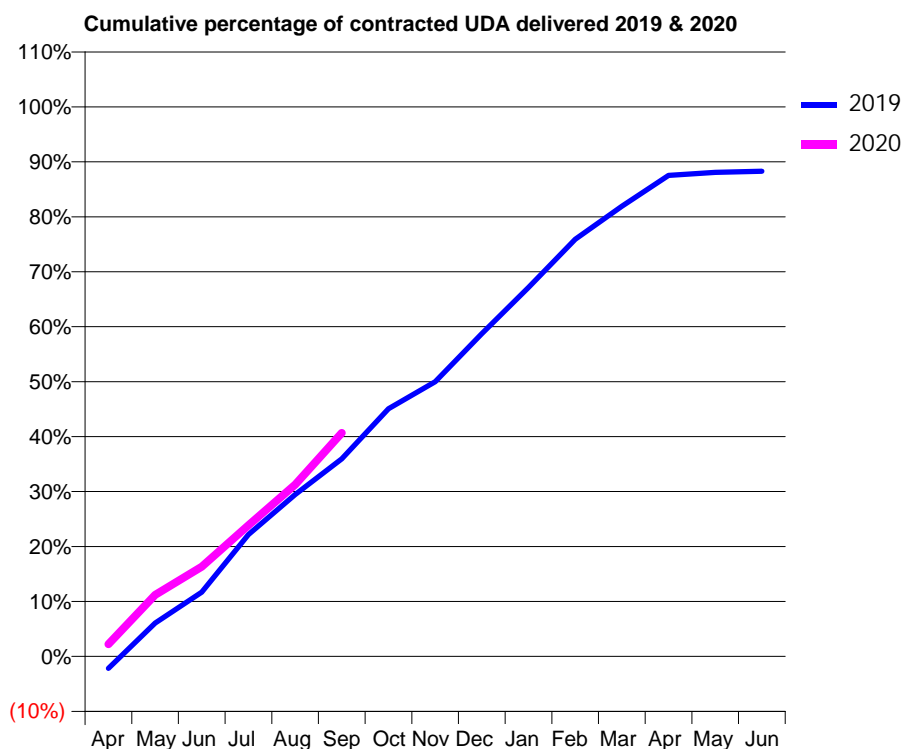
19/20 Contracted general activity (UDA)	13,669
Carry forward general activity (UDA)	0
19/20 Contracted orthodontic activity (UOA)	0
Carry forward orthodontic activity (UOA)	0
Baseline contract value	£332,752.21

ACCESS*

Patients seen in 24 months	Total	Change since previous quarter
Quarter ending September 2018	5,269	
Quarter ending December 2018	5,269	→
Quarter ending March 2019	5,305	→
Quarter ending June 2019	5,187	↓
Quarter ending September 2019	5,125	↓
Variance since September 2018	(2.7%)	↓



ACTIVITY



Month	2019	2020
April	-300	303
May	831	1,532
June	1,602	2,231
July	3,035	3,261
August	4,028	4,274
September	4,915	5,558
October	6,160	
November	6,832	
December	8,025	
January	9,175	
February	10,373	
March	11,196	
April	11,963	
May	12,039	
June	12,066	

QUALITY

	Quantity	Base Number	Contract	AT	Region	England
% of FP17s for the same patient ID Re-attending within 3 months - Children	28	576	4.9%	11.6%	12.1%	11.5%
% of FP17s for the same patient ID Re-attending within 3 months - Adults	343	2,830	12.1%	16.0%	15.6%	15.4%
% of FP17s for the same patient ID Re-attending between 3 & 9 months - Children	252	576	43.8%	57.9%	61.2%	59.7%
% of FP17s for the same patient ID Re-attending between 3 & 9 months - Adults	1,406	2,830	49.7%	52.7%	54.3%	51.7%
% of FP17s for Band 1 Urgent Courses	265	2,434	10.9%	9.9%	9.1%	9.2%
% of FP17s Relating to Free Repair or Replacements	11	2,434	0.5%	1.0%	0.9%	0.7%
% of FP17s Relating to Continuations	11	2,434	0.5%	1.0%	1.0%	0.8%
% of Patients satisfied with the dentistry they have received	3	3	N/A	92.9%	94.4%	93.5%
% of Patients satisfied with the time they had to wait for an appointment	3	3	N/A	86.5%	88.1%	87.4%

* This is based on patients treated on this contract for their most recent course of treatment. Figures in italics indicate the base number of FP17s or Patient Questionnaire responses are less than 100. N/A is shown where the base number of responses is less than 10 during the period. % is calculated as Quantity/Base number*100

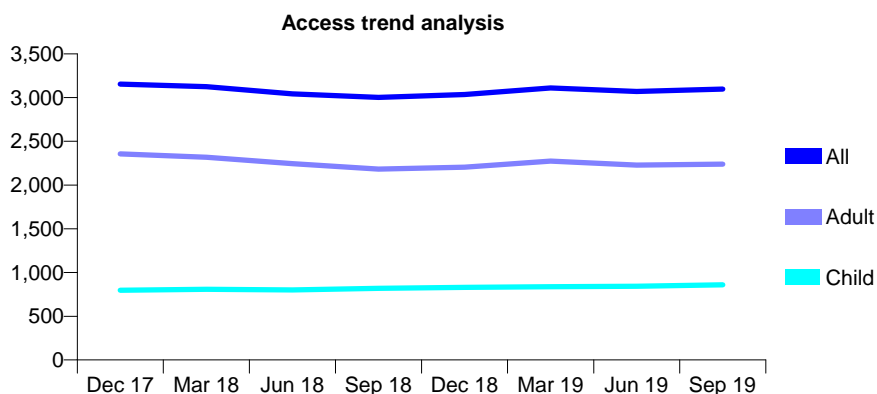
Q44 - Vital Signs At a Glance Contract Report for 115819/0001 - September 2019

Name or company name	Cotswold Dental Practice
Contract type name	GDS Contract
Purpose of contract	General
Contract start date	01/07/2015
Contract end date	

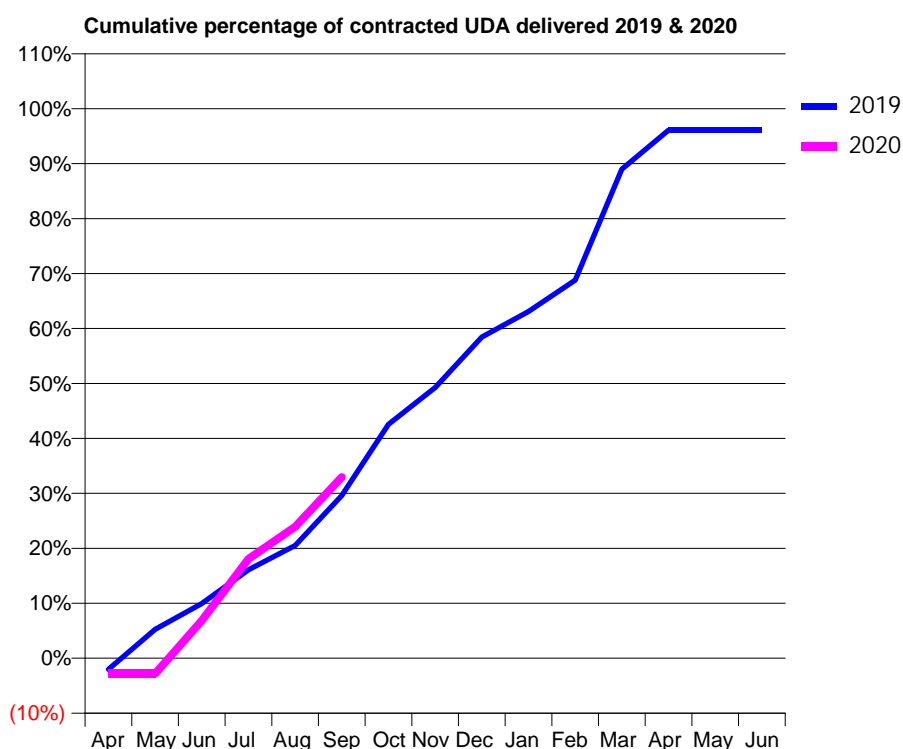
19/20 Contracted general activity (UDA)	9,974
Carry forward general activity (UDA)	391
19/20 Contracted orthodontic activity (UOA)	0
Carry forward orthodontic activity (UOA)	0
Baseline contract value	£310,736.20

ACCESS*

Patients seen in 24 months	Total	Change since previous quarter
Quarter ending September 2018	3,002	
Quarter ending December 2018	3,036	→
Quarter ending March 2019	3,110	↑
Quarter ending June 2019	3,071	↓
Quarter ending September 2019	3,098	→
Variance since September 2018	3.2%	↑



ACTIVITY



Month	2019	2020
April	-205	-281
May	523	-281
June	994	681
July	1,605	1,801
August	2,047	2,387
September	2,953	3,289
October	4,243	
November	4,911	
December	5,830	
January	6,294	
February	6,862	
March	8,874	
April	9,583	
May	9,583	
June	9,583	

QUALITY

	Quantity	Base Number	Contract	AT	Region	England
% of FP17s for the same patient ID Re-attending within 3 months - Children	68	604	11.3%	11.6%	12.1%	11.5%
% of FP17s for the same patient ID Re-attending within 3 months - Adults	336	1,495	22.5%	16.0%	15.6%	15.4%
% of FP17s for the same patient ID Re-attending between 3 & 9 months - Children	279	604	46.2%	57.9%	61.2%	59.7%
% of FP17s for the same patient ID Re-attending between 3 & 9 months - Adults	650	1,495	43.5%	52.7%	54.3%	51.7%
% of FP17s for Band 1 Urgent Courses	321	1,827	17.6%	9.9%	9.1%	9.2%
% of FP17s Relating to Free Repair or Replacements	18	1,827	1.0%	1.0%	0.9%	0.7%
% of FP17s Relating to Continuations	27	1,827	1.5%	1.0%	1.0%	0.8%
% of Patients satisfied with the dentistry they have received	2	2	N/A	92.9%	94.4%	93.5%
% of Patients satisfied with the time they had to wait for an appointment	1	2	N/A	86.5%	88.1%	87.4%

* This is based on patients treated on this contract for their most recent course of treatment.

Figures in italics indicate the base number of FP17s or Patient Questionnaire responses are less than 100. N/A is shown where the base number of responses is less than 10 during the period. % is calculated as Quantity/Base number*100

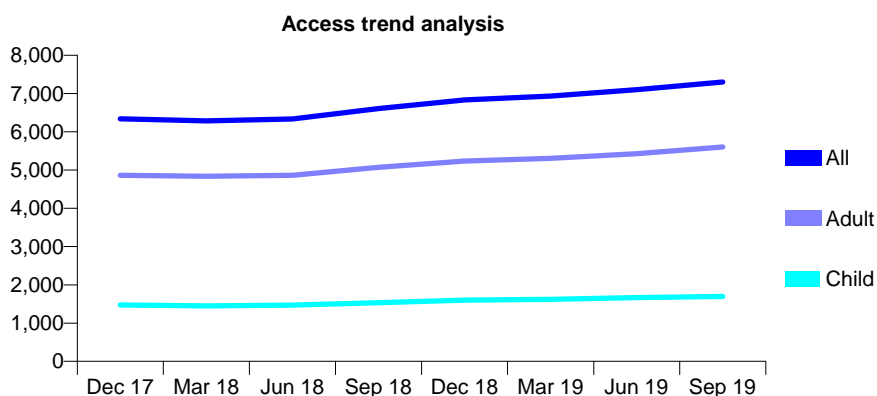
Q44 - Vital Signs At a Glance Contract Report for 116203/0001 - September 2019

Name or company name	Paddock Dental Practice
Contract type name	GDS Contract
Purpose of contract	General
Contract start date	01/04/2014
Contract end date	

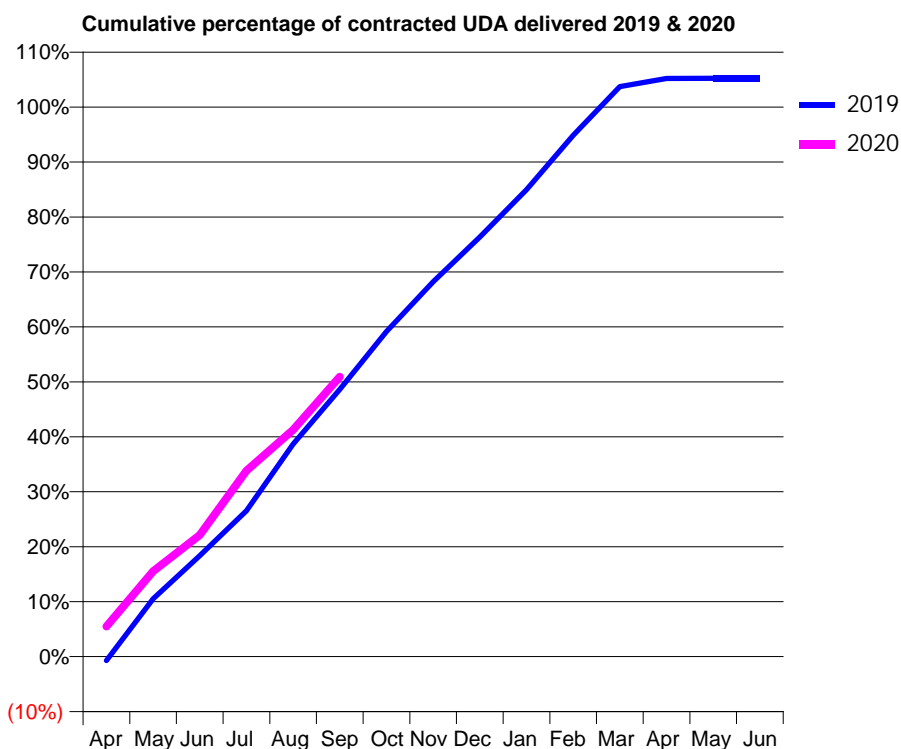
19/20 Contracted general activity (UDA)	16,250
Carry forward general activity (UDA)	0
19/20 Contracted orthodontic activity (UOA)	0
Carry forward orthodontic activity (UOA)	0
Baseline contract value	£414,564.29

ACCESS*

Patients seen in 24 months	Total	Change since previous quarter
Quarter ending September 2018	6,608	
Quarter ending December 2018	6,835	↑
Quarter ending March 2019	6,932	→
Quarter ending June 2019	7,099	↑
Quarter ending September 2019	7,300	↑
Variance since September 2018	10.5%	↑



ACTIVITY



Month	Adjusted Scheduled Activity (UDA)	
	2019	2020
April	-122	892
May	1,710	2,526
June	2,982	3,596
July	4,313	5,501
August	6,286	6,711
September	7,899	8,275
October	9,615	
November	11,085	
December	12,406	
January	13,808	
February	15,416	
March	16,852	
April	17,096	
May	17,100	
June	17,100	

QUALITY

	Quantity	Base Number	Contract	AT	Region	England
% of FP17s for the same patient ID Re-attending within 3 months - Children	96	1,391	6.9%	11.6%	12.1%	11.5%
% of FP17s for the same patient ID Re-attending within 3 months - Adults	605	4,050	14.9%	16.0%	15.6%	15.4%
% of FP17s for the same patient ID Re-attending between 3 & 9 months - Children	873	1,391	62.8%	57.9%	61.2%	59.7%
% of FP17s for the same patient ID Re-attending between 3 & 9 months - Adults	2,065	4,050	51.0%	52.7%	54.3%	51.7%
% of FP17s for Band 1 Urgent Courses	644	4,902	13.1%	9.9%	9.1%	9.2%
% of FP17s Relating to Free Repair or Replacements	29	4,902	0.6%	1.0%	0.9%	0.7%
% of FP17s Relating to Continuations	12	4,902	0.2%	1.0%	1.0%	0.8%
% of Patients satisfied with the dentistry they have received	2	2	N/A	92.9%	94.4%	93.5%
% of Patients satisfied with the time they had to wait for an appointment	2	2	N/A	86.5%	88.1%	87.4%

* This is based on patients treated on this contract for their most recent course of treatment. Figures in italics indicate the base number of FP17s or Patient Questionnaire responses are less than 100. N/A is shown where the base number of responses is less than 10 during the period. % is calculated as Quantity/Base number*100

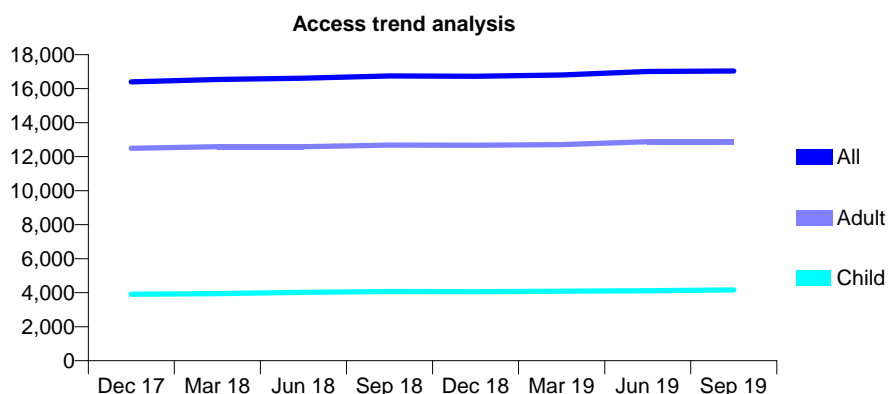
Q44 - Vital Signs At a Glance Contract Report for 116777/0001 - September 2019

Name or company name	Alchemy Dental Practice
Contract type name	GDS Contract
Purpose of contract	General
Contract start date	01/07/2008
Contract end date	

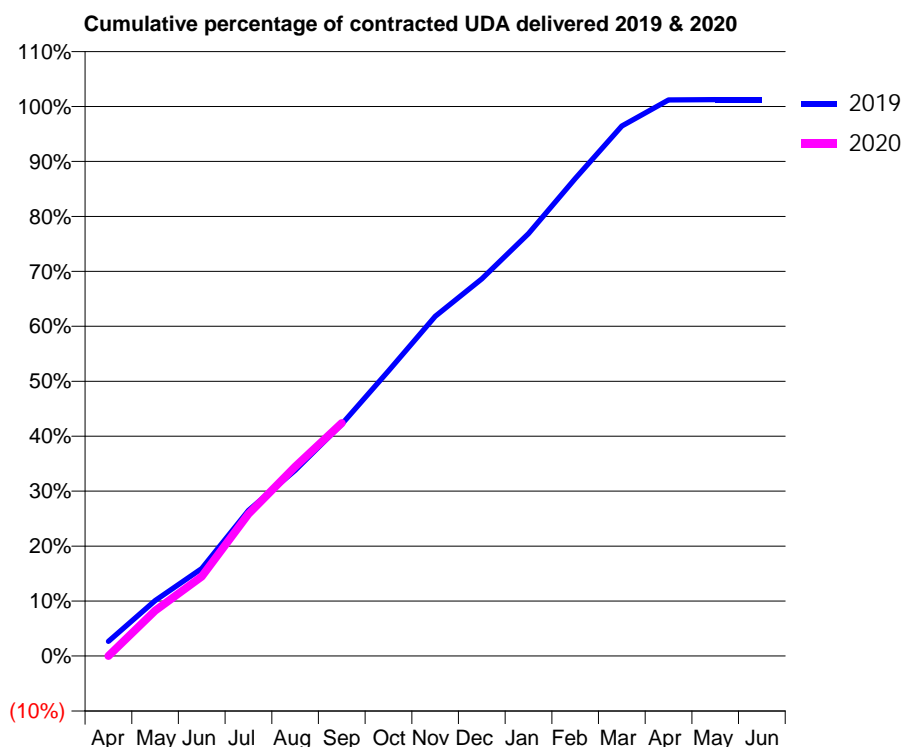
19/20 Contracted general activity (UDA)	36,546
Carry forward general activity (UDA)	1,123
19/20 Contracted orthodontic activity (UOA)	0
Carry forward orthodontic activity (UOA)	0
Baseline contract value	£1,003,337.37

ACCESS*

Patients seen in 24 months	Total	Change since previous quarter
Quarter ending September 2018	16,751	
Quarter ending December 2018	16,731	→
Quarter ending March 2019	16,804	→
Quarter ending June 2019	17,010	→
Quarter ending September 2019	17,037	→
Variance since September 2018	1.7%	→



ACTIVITY



Month	Adjusted Scheduled Activity (UDA)	
	2019	2020
April	983	-2
May	3,692	3,022
June	5,819	5,292
July	9,679	9,448
August	12,347	12,597
September	15,418	15,491
October	18,965	
November	22,596	
December	25,082	
January	28,092	
February	31,752	
March	35,235	
April	36,980	
May	37,004	
June	37,005	

QUALITY

	Quantity	Base Number	Contract	AT	Region	England
% of FP17s for the same patient ID Re-attending within 3 months - Children	163	2,449	6.7%	11.6%	12.1%	11.5%
% of FP17s for the same patient ID Re-attending within 3 months - Adults	1,060	7,128	14.9%	16.0%	15.6%	15.4%
% of FP17s for the same patient ID Re-attending between 3 & 9 months - Children	985	2,449	40.2%	57.9%	61.2%	59.7%
% of FP17s for the same patient ID Re-attending between 3 & 9 months - Adults	2,775	7,128	38.9%	52.7%	54.3%	51.7%
% of FP17s for Band 1 Urgent Courses	1,162	7,587	15.3%	9.9%	9.1%	9.2%
% of FP17s Relating to Free Repair or Replacements	34	7,587	0.4%	1.0%	0.9%	0.7%
% of FP17s Relating to Continuations	72	7,587	0.9%	1.0%	1.0%	0.8%
% of Patients satisfied with the dentistry they have received	10	13	76.9%	92.9%	94.4%	93.5%
% of Patients satisfied with the time they had to wait for an appointment	9	13	69.2%	86.5%	88.1%	87.4%

* This is based on patients treated on this contract for their most recent course of treatment. Figures in italics indicate the base number of FP17s or Patient Questionnaire responses are less than 100. N/A is shown where the base number of responses is less than 10 during the period. % is calculated as Quantity/Base number*100

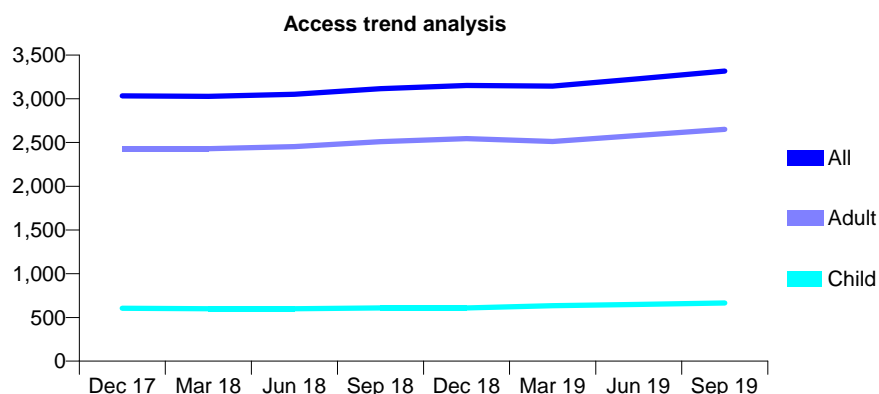
Q44 - Vital Signs At a Glance Contract Report for 120650/0001 - September 2019

Name or company name	Silk Dental Care Ltd
Contract type name	GDS Contract
Purpose of contract	General
Contract start date	01/04/2011
Contract end date	

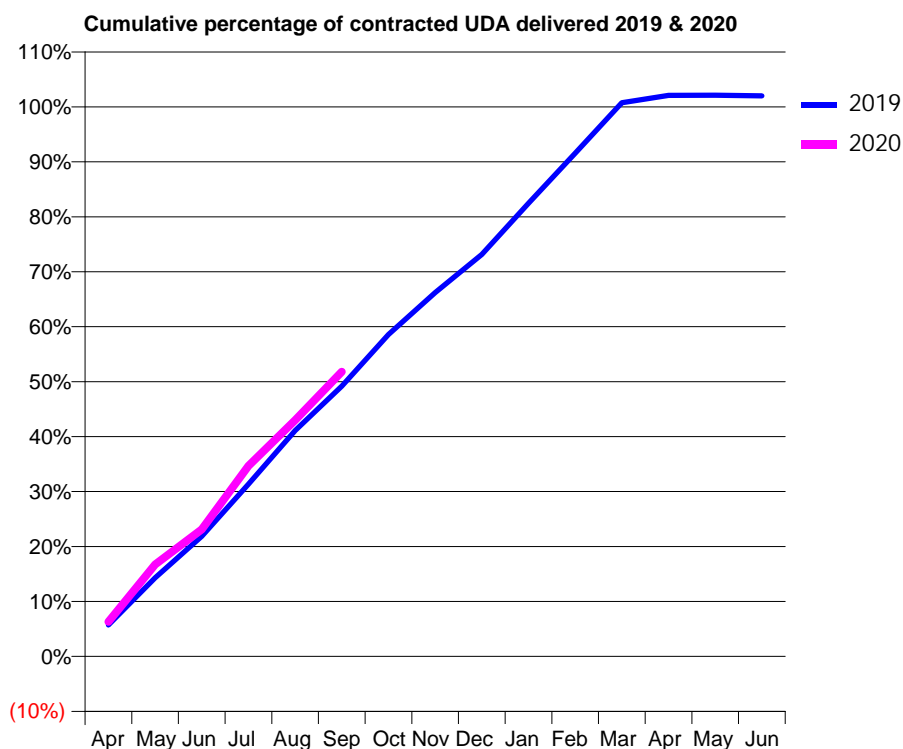
19/20 Contracted general activity (UDA)	10,173
Carry forward general activity (UDA)	0
19/20 Contracted orthodontic activity (UOA)	0
Carry forward orthodontic activity (UOA)	0
Baseline contract value	£221,049.67

ACCESS*

Patients seen in 24 months	Total	Change since previous quarter
Quarter ending September 2018	3,116	
Quarter ending December 2018	3,151	→
Quarter ending March 2019	3,145	→
Quarter ending June 2019	3,230	↑
Quarter ending September 2019	3,316	↑
Variance since September 2018	6.4%	↑



ACTIVITY



Month	2019	2020
April	584	644
May	1,455	1,702
June	2,223	2,352
July	3,189	3,528
August	4,181	4,374
September	5,003	5,270
October	5,958	
November	6,736	
December	7,442	
January	8,391	
February	9,317	
March	10,249	
April	10,386	
May	10,389	
June	10,377	

QUALITY

	Quantity	Base Number	Contract	AT	Region	England
% of FP17s for the same patient ID Re-attending within 3 months - Children	30	541	5.5%	11.6%	12.1%	11.5%
% of FP17s for the same patient ID Re-attending within 3 months - Adults	251	1,731	14.5%	16.0%	15.6%	15.4%
% of FP17s for the same patient ID Re-attending between 3 & 9 months - Children	356	541	65.8%	57.9%	61.2%	59.7%
% of FP17s for the same patient ID Re-attending between 3 & 9 months - Adults	700	1,731	40.4%	52.7%	54.3%	51.7%
% of FP17s for Band 1 Urgent Courses	117	2,212	5.3%	9.9%	9.1%	9.2%
% of FP17s Relating to Free Repair or Replacements	26	2,212	1.2%	1.0%	0.9%	0.7%
% of FP17s Relating to Continuations	52	2,212	2.4%	1.0%	1.0%	0.8%
% of Patients satisfied with the dentistry they have received	3	3	N/A	92.9%	94.4%	93.5%
% of Patients satisfied with the time they had to wait for an appointment	3	3	N/A	86.5%	88.1%	87.4%

* This is based on patients treated on this contract for their most recent course of treatment. Figures in italics indicate the base number of FP17s or Patient Questionnaire responses are less than 100. N/A is shown where the base number of responses is less than 10 during the period. % is calculated as Quantity/Base number*100

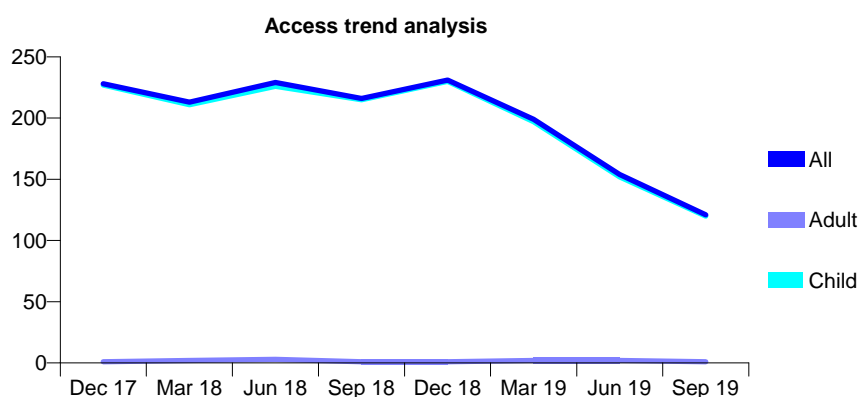
Q44 - Vital Signs At a Glance Contract Report for 127213/0001 - September 2019

Name or company name	Wirral Community NHS Trust
Contract type name	PDS Contract
Purpose of contract	General
Contract start date	01/04/2015
Contract end date	31/03/2021

19/20 Contracted general activity (UDA)	4,000
Carry forward general activity (UDA)	0
19/20 Contracted orthodontic activity (UOA)	0
Carry forward orthodontic activity (UOA)	0
Baseline contract value	£820,736.32

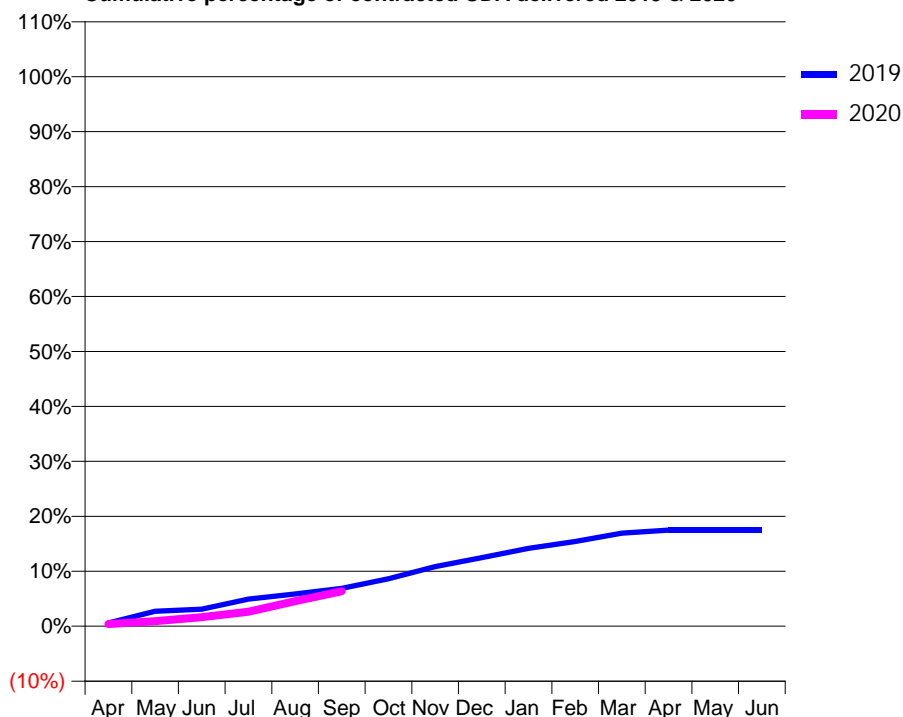
ACCESS*

Patients seen in 24 months	Total	Change since previous quarter
Quarter ending September 2018	216	
Quarter ending December 2018	231	↑
Quarter ending March 2019	199	↓
Quarter ending June 2019	154	↓
Quarter ending September 2019	121	↓
Variance since September 2018	(44.0%)	↓



ACTIVITY

Cumulative percentage of contracted UDA delivered 2019 & 2020



Adjusted Scheduled Activity (UDA)

Month	2019	2020
April	24	16
May	109	36
June	125	66
July	198	105
August	234	183
September	276	255
October	346	
November	434	
December	499	
January	566	
February	617	
March	677	
April	699	
May	699	
June	699	

QUALITY

	Quantity	Base Number	Contract	AT	Region	England
% of FP17s for the same patient ID Re-attending within 3 months - Children	0	95	0.0%	11.6%	12.1%	11.5%
% of FP17s for the same patient ID Re-attending within 3 months - Adults	0	0	N/A	16.0%	15.6%	15.4%
% of FP17s for the same patient ID Re-attending between 3 & 9 months - Children	0	95	0.0%	57.9%	61.2%	59.7%
% of FP17s for the same patient ID Re-attending between 3 & 9 months - Adults	0	0	N/A	52.7%	54.3%	51.7%
% of FP17s for Band 1 Urgent Courses	0	87	0.0%	9.9%	9.1%	9.2%
% of FP17s Relating to Free Repair or Replacements	0	87	0.0%	1.0%	0.9%	0.7%
% of FP17s Relating to Continuations	0	87	0.0%	1.0%	1.0%	0.8%
% of Patients satisfied with the dentistry they have received	0	0	N/A	92.9%	94.4%	93.5%
% of Patients satisfied with the time they had to wait for an appointment	0	0	N/A	86.5%	88.1%	87.4%

* This is based on patients treated on this contract for their most recent course of treatment.

Figures in italics indicate the base number of FP17s or Patient Questionnaire responses are less than 100. N/A is shown where the base number of responses is less than 10 during the period. % is calculated as Quantity/Base number*100

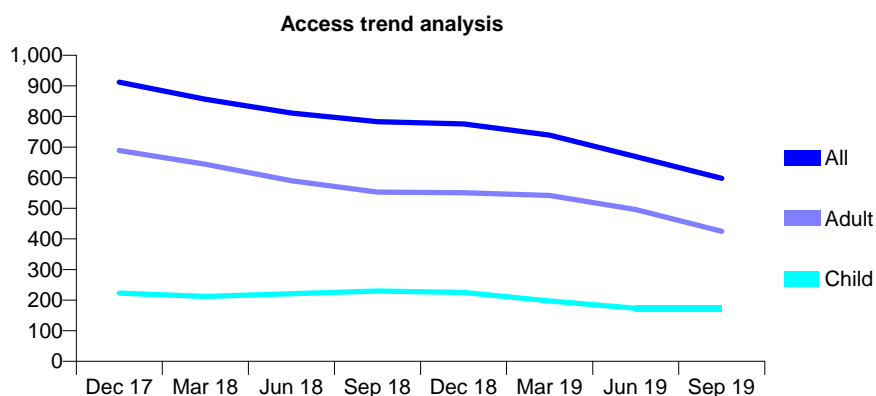
Q44 - Vital Signs At a Glance Contract Report for 127213/0007 - September 2019

Name or company name	Wirral Community NHS Trust
Contract type name	PDS Contract
Purpose of contract	General
Contract start date	01/04/2015
Contract end date	31/03/2021

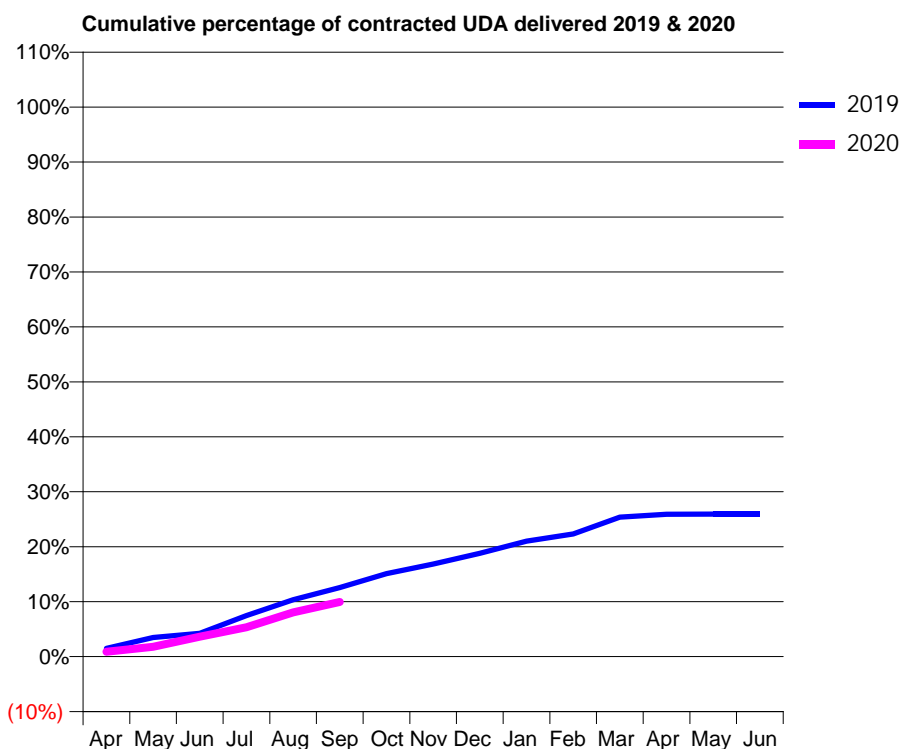
19/20 Contracted general activity (UDA)	6,500
Carry forward general activity (UDA)	0
19/20 Contracted orthodontic activity (UOA)	0
Carry forward orthodontic activity (UOA)	0
Baseline contract value	£1,349,279.39

ACCESS*

Patients seen in 24 months	Total	Change since previous quarter
Quarter ending September 2018	783	
Quarter ending December 2018	776	→
Quarter ending March 2019	739	↓
Quarter ending June 2019	669	↓
Quarter ending September 2019	598	↓
Variance since September 2018	(23.6%)	↓



ACTIVITY



Month	Adjusted Scheduled Activity (UDA)	
	2019	2020
April	97	58
May	227	117
June	276	236
July	485	348
August	672	524
September	818	647
October	982	
November	1,096	
December	1,222	
January	1,367	
February	1,452	
March	1,651	
April	1,684	
May	1,685	
June	1,685	

QUALITY

	Quantity	Base Number	Contract	AT	Region	England
% of FP17s for the same patient ID Re-attending within 3 months - Children	12	174	6.9%	11.6%	12.1%	11.5%
% of FP17s for the same patient ID Re-attending within 3 months - Adults	13	170	7.6%	16.0%	15.6%	15.4%
% of FP17s for the same patient ID Re-attending between 3 & 9 months - Children	31	174	17.8%	57.9%	61.2%	59.7%
% of FP17s for the same patient ID Re-attending between 3 & 9 months - Adults	61	170	35.9%	52.7%	54.3%	51.7%
% of FP17s for Band 1 Urgent Courses	12	323	3.7%	9.9%	9.1%	9.2%
% of FP17s Relating to Free Repair or Replacements	1	323	0.3%	1.0%	0.9%	0.7%
% of FP17s Relating to Continuations	1	323	0.3%	1.0%	1.0%	0.8%
% of Patients satisfied with the dentistry they have received	0	0	N/A	92.9%	94.4%	93.5%
% of Patients satisfied with the time they had to wait for an appointment	0	0	N/A	86.5%	88.1%	87.4%

* This is based on patients treated on this contract for their most recent course of treatment. Figures in italics indicate the base number of FP17s or Patient Questionnaire responses are less than 100. N/A is shown where the base number of responses is less than 10 during the period. % is calculated as Quantity/Base number*100

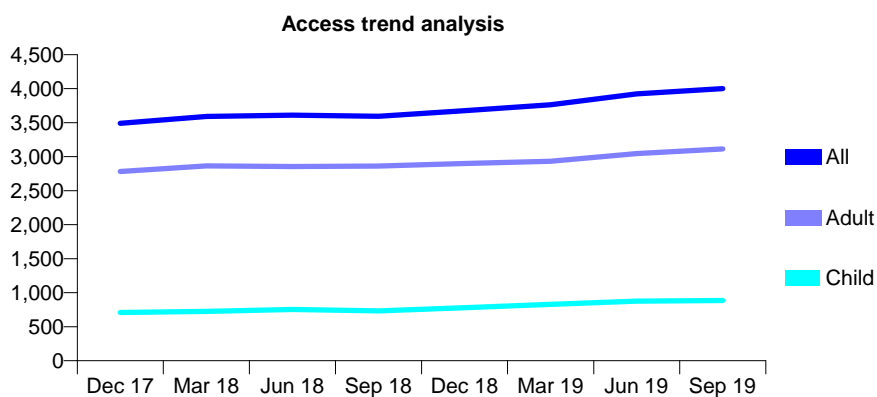
Q44 - Vital Signs At a Glance Contract Report for 128104/0001 - September 2019

Name or company name	FELDENT LIMITED
Contract type name	GDS Contract
Purpose of contract	General
Contract start date	01/10/2011
Contract end date	

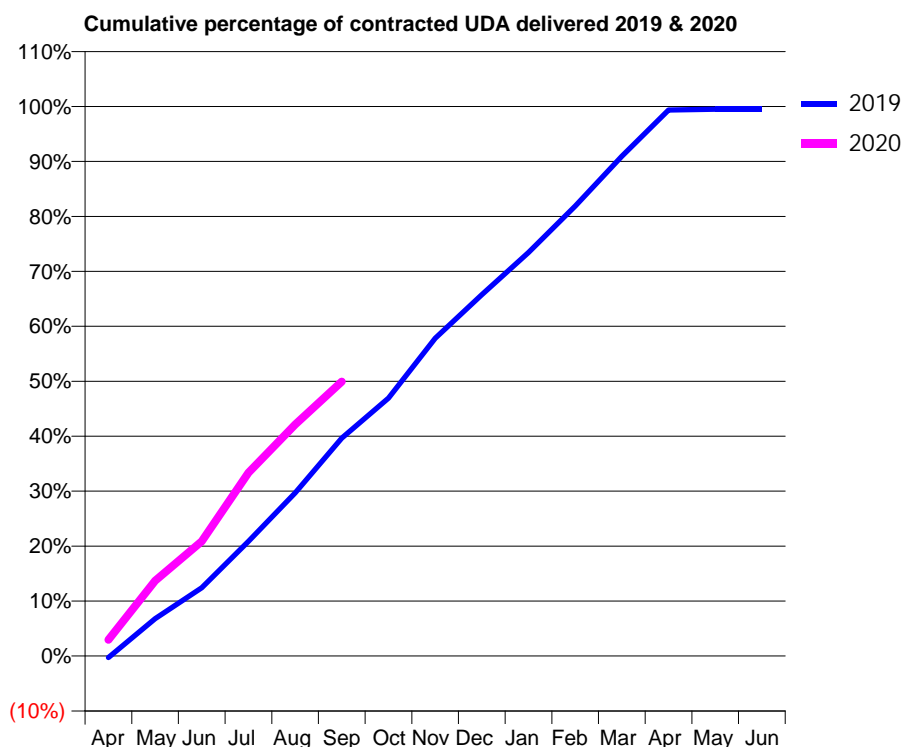
19/20 Contracted general activity (UDA)	11,129
Carry forward general activity (UDA)	53
19/20 Contracted orthodontic activity (UOA)	0
Carry forward orthodontic activity (UOA)	0
Baseline contract value	£276,459.92

ACCESS*

Patients seen in 24 months	Total	Change since previous quarter
Quarter ending September 2018	3,595	
Quarter ending December 2018	3,678	↑
Quarter ending March 2019	3,764	↑
Quarter ending June 2019	3,924	↑
Quarter ending September 2019	4,001	→
Variance since September 2018	11.3%	↑



ACTIVITY



Month	Adjusted Scheduled Activity (UDA)	
	2019	2020
April	-33	331
May	756	1,526
June	1,383	2,325
July	2,321	3,713
August	3,304	4,691
September	4,412	5,556
October	5,223	
November	6,433	
December	7,319	
January	8,170	
February	9,114	
March	10,121	
April	11,056	
May	11,075	
June	11,075	

QUALITY

	Quantity	Base Number	Contract	AT	Region	England
% of FP17s for the same patient ID Re-attending within 3 months - Children	74	748	9.9%	11.6%	12.1%	11.5%
% of FP17s for the same patient ID Re-attending within 3 months - Adults	475	2,553	18.6%	16.0%	15.6%	15.4%
% of FP17s for the same patient ID Re-attending between 3 & 9 months - Children	455	748	60.8%	57.9%	61.2%	59.7%
% of FP17s for the same patient ID Re-attending between 3 & 9 months - Adults	1,383	2,553	54.2%	52.7%	54.3%	51.7%
% of FP17s for Band 1 Urgent Courses	269	2,584	10.4%	9.9%	9.1%	9.2%
% of FP17s Relating to Free Repair or Replacements	33	2,584	1.3%	1.0%	0.9%	0.7%
% of FP17s Relating to Continuations	34	2,584	1.3%	1.0%	1.0%	0.8%
% of Patients satisfied with the dentistry they have received	2	2	N/A	92.9%	94.4%	93.5%
% of Patients satisfied with the time they had to wait for an appointment	2	2	N/A	86.5%	88.1%	87.4%

* This is based on patients treated on this contract for their most recent course of treatment. Figures in italics indicate the base number of FP17s or Patient Questionnaire responses are less than 100. N/A is shown where the base number of responses is less than 10 during the period. % is calculated as Quantity/Base number*100

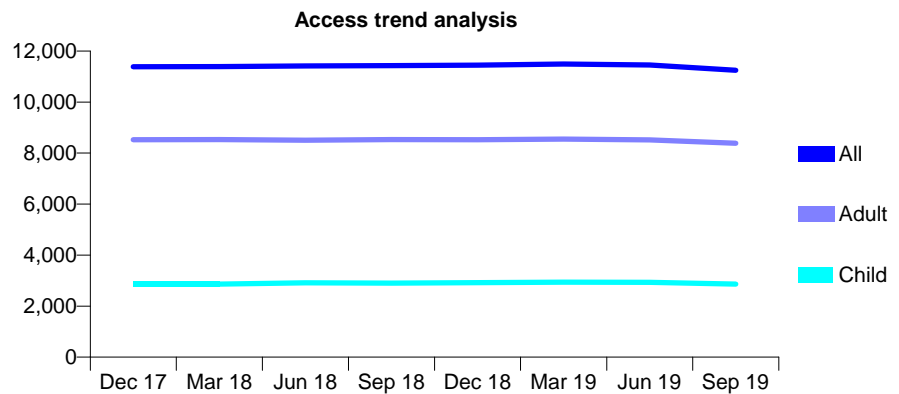
Q44 - Vital Signs At a Glance Contract Report for 133930/0001 - September 2019

Name or company name	Ellesmere Port Dental Partnership
Contract type name	GDS Contract
Purpose of contract	General
Contract start date	01/04/2009
Contract end date	

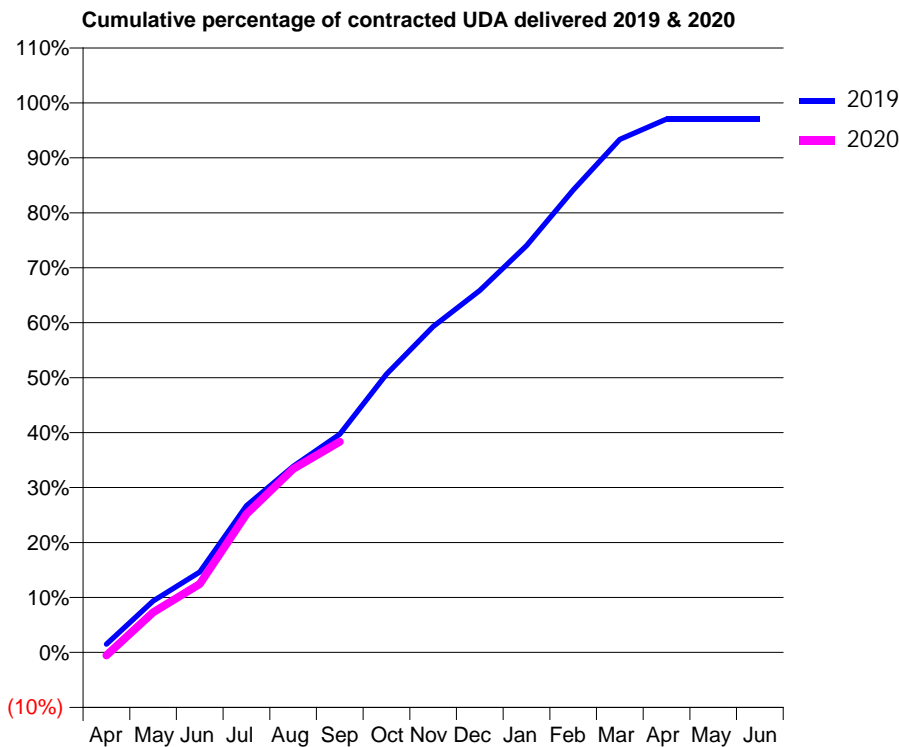
19/20 Contracted general activity (UDA)	34,947
Carry forward general activity (UDA)	1,031
19/20 Contracted orthodontic activity (UOA)	0
Carry forward orthodontic activity (UOA)	0
Baseline contract value	£1,048,762.70

ACCESS*

Patients seen in 24 months	Total	Change since previous quarter
Quarter ending September 2018	11,430	
Quarter ending December 2018	11,447	→
Quarter ending March 2019	11,488	→
Quarter ending June 2019	11,452	→
Quarter ending September 2019	11,250	↓
Variance since September 2018	(1.6%)	↓



ACTIVITY



Month	Adjusted Scheduled Activity (UDA)	
	2019	2020
April	518	-190
May	3,268	2,550
June	5,118	4,353
July	9,327	8,798
August	11,839	11,668
September	13,875	13,399
October	17,693	
November	20,728	
December	23,024	
January	25,857	
February	29,409	
March	32,624	
April	33,918	
May	33,915	
June	33,915	

QUALITY

	Quantity	Base Number	Contract	AT	Region	England
% of FP17s for the same patient ID Re-attending within 3 months - Children	221	1,695	13.0%	11.6%	12.1%	11.5%
% of FP17s for the same patient ID Re-attending within 3 months - Adults	1,237	5,068	24.4%	16.0%	15.6%	15.4%
% of FP17s for the same patient ID Re-attending between 3 & 9 months - Children	834	1,695	49.2%	57.9%	61.2%	59.7%
% of FP17s for the same patient ID Re-attending between 3 & 9 months - Adults	2,036	5,068	40.2%	52.7%	54.3%	51.7%
% of FP17s for Band 1 Urgent Courses	1,051	6,203	16.9%	9.9%	9.1%	9.2%
% of FP17s Relating to Free Repair or Replacements	96	6,203	1.5%	1.0%	0.9%	0.7%
% of FP17s Relating to Continuations	194	6,203	3.1%	1.0%	1.0%	0.8%
% of Patients satisfied with the dentistry they have received	2	2	N/A	92.9%	94.4%	93.5%
% of Patients satisfied with the time they had to wait for an appointment	2	2	N/A	86.5%	88.1%	87.4%

* This is based on patients treated on this contract for their most recent course of treatment. Figures in italics indicate the base number of FP17s or Patient Questionnaire responses are less than 100. N/A is shown where the base number of responses is less than 10 during the period. % is calculated as Quantity/Base number*100

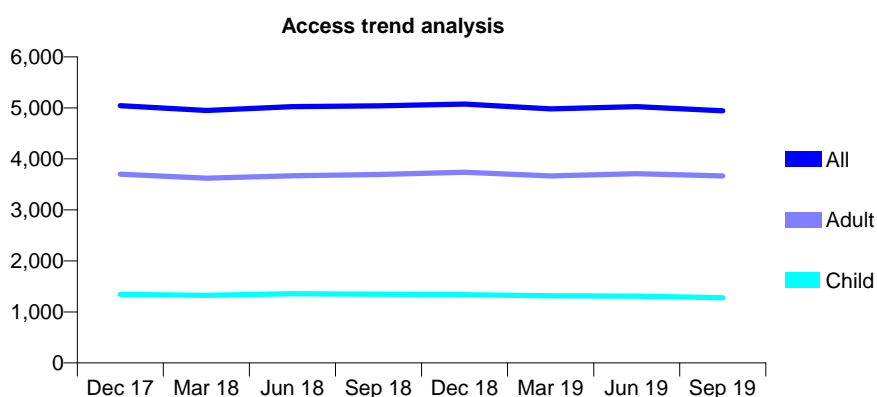
Q44 - Vital Signs At a Glance Contract Report for 134848/0001 - September 2019

Name or company name	Balls Road Dental Practice
Contract type name	GDS Contract
Purpose of contract	General
Contract start date	01/04/2006
Contract end date	

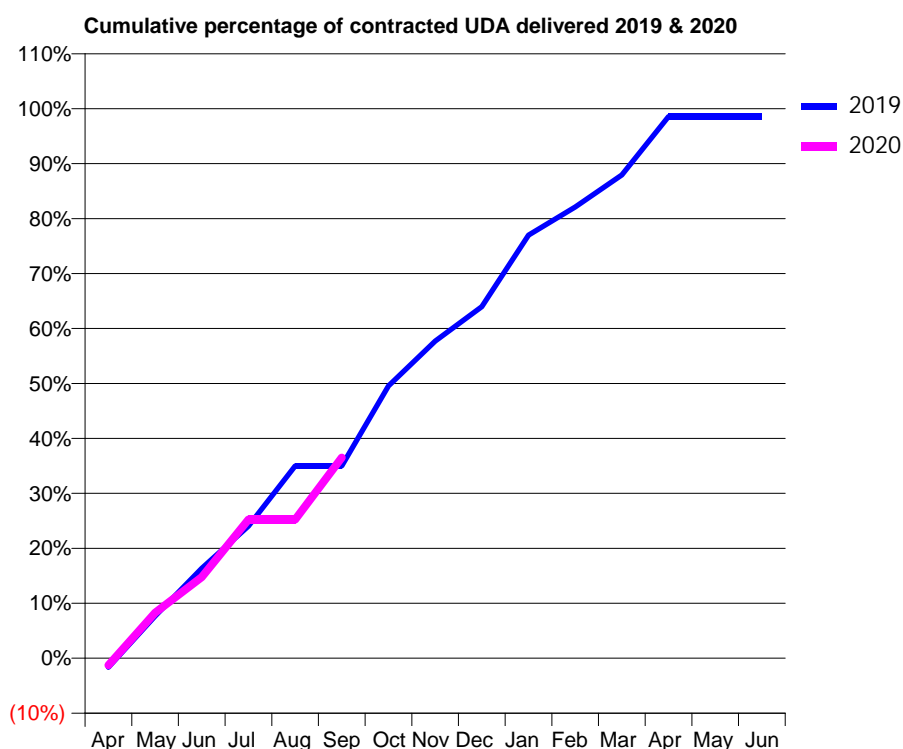
19/20 Contracted general activity (UDA)	14,640
Carry forward general activity (UDA)	210
19/20 Contracted orthodontic activity (UOA)	0
Carry forward orthodontic activity (UOA)	0
Baseline contract value	£437,711.60

ACCESS*

Patients seen in 24 months	Total	Change since previous quarter
Quarter ending September 2018	5,040	
Quarter ending December 2018	5,074	→
Quarter ending March 2019	4,983	↓
Quarter ending June 2019	5,023	→
Quarter ending September 2019	4,943	↓
Variance since September 2018	(1.9%)	↓



ACTIVITY



Month	2019	2020
April	-245	-191
May	1,124	1,214
June	2,398	2,158
July	3,519	3,696
August	5,123	3,696
September	5,123	5,345
October	7,252	
November	8,449	
December	9,363	
January	11,272	
February	12,021	
March	12,872	
April	14,430	
May	14,430	
June	14,430	

QUALITY

	Quantity	Base Number	Contract	AT	Region	England
% of FP17s for the same patient ID Re-attending within 3 months - Children	81	1,074	7.5%	11.6%	12.1%	11.5%
% of FP17s for the same patient ID Re-attending within 3 months - Adults	336	2,576	13.0%	16.0%	15.6%	15.4%
% of FP17s for the same patient ID Re-attending between 3 & 9 months - Children	708	1,074	65.9%	57.9%	61.2%	59.7%
% of FP17s for the same patient ID Re-attending between 3 & 9 months - Adults	1,559	2,576	60.5%	52.7%	54.3%	51.7%
% of FP17s for Band 1 Urgent Courses	204	2,787	7.3%	9.9%	9.1%	9.2%
% of FP17s Relating to Free Repair or Replacements	12	2,787	0.4%	1.0%	0.9%	0.7%
% of FP17s Relating to Continuations	24	2,787	0.9%	1.0%	1.0%	0.8%
% of Patients satisfied with the dentistry they have received	2	2	N/A	92.9%	94.4%	93.5%
% of Patients satisfied with the time they had to wait for an appointment	2	2	N/A	86.5%	88.1%	87.4%

* This is based on patients treated on this contract for their most recent course of treatment.

Figures in italics indicate the base number of FP17s or Patient Questionnaire responses are less than 100. N/A is shown where the base number of responses is less than 10 during the period. % is calculated as Quantity/Base number*100

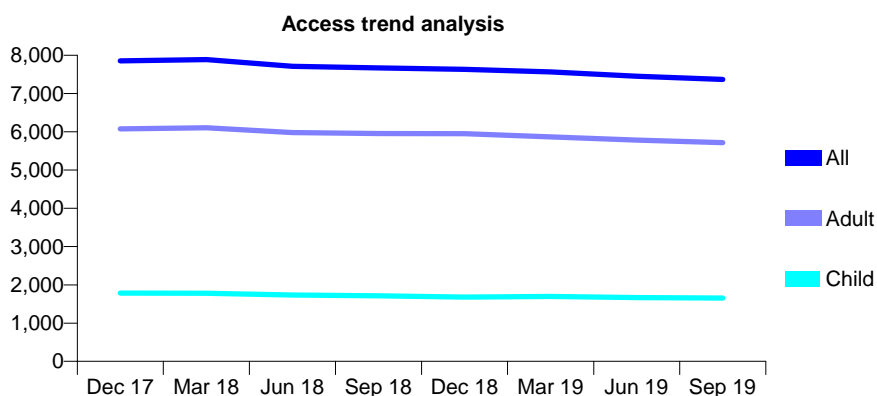
Q44 - Vital Signs At a Glance Contract Report for 135550/0001 - September 2019

Name or company name	Upton Dental Practice Limited
Contract type name	GDS Contract
Purpose of contract	General
Contract start date	01/04/2011
Contract end date	

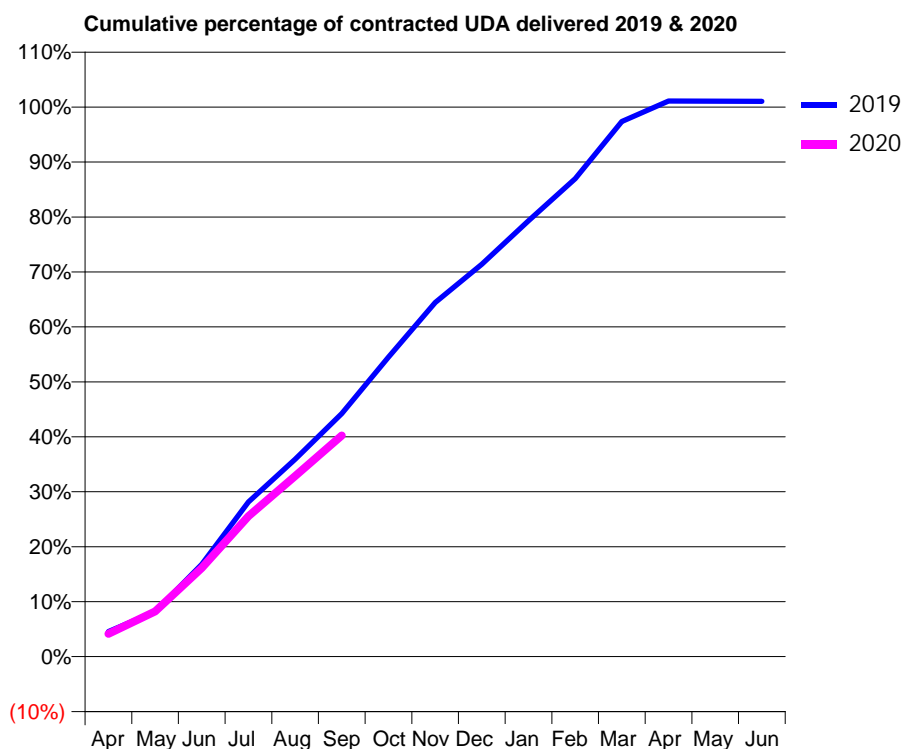
19/20 Contracted general activity (UDA)	23,980
Carry forward general activity (UDA)	0
19/20 Contracted orthodontic activity (UOA)	0
Carry forward orthodontic activity (UOA)	0
Baseline contract value	£716,236.68

ACCESS*

Patients seen in 24 months	Total	Change since previous quarter
Quarter ending September 2018	7,670	
Quarter ending December 2018	7,632	→
Quarter ending March 2019	7,565	→
Quarter ending June 2019	7,451	↓
Quarter ending September 2019	7,368	↓
Variance since September 2018	(3.9%)	↓



ACTIVITY



Month	Adjusted Scheduled Activity (UDA)	
	2019	2020
April	1,095	1,000
May	1,968	1,973
June	4,025	3,865
July	6,754	6,130
August	8,614	7,880
September	10,606	9,643
October	13,067	
November	15,456	
December	17,118	
January	19,020	
February	20,858	
March	23,350	
April	24,238	
May	24,236	
June	24,229	

QUALITY

	Quantity	Base Number	Contract	AT	Region	England
% of FP17s for the same patient ID Re-attending within 3 months - Children	87	1,032	8.4%	11.6%	12.1%	11.5%
% of FP17s for the same patient ID Re-attending within 3 months - Adults	798	3,732	21.4%	16.0%	15.6%	15.4%
% of FP17s for the same patient ID Re-attending between 3 & 9 months - Children	550	1,032	53.3%	57.9%	61.2%	59.7%
% of FP17s for the same patient ID Re-attending between 3 & 9 months - Adults	1,903	3,732	51.0%	52.7%	54.3%	51.7%
% of FP17s for Band 1 Urgent Courses	456	4,413	10.3%	9.9%	9.1%	9.2%
% of FP17s Relating to Free Repair or Replacements	71	4,413	1.6%	1.0%	0.9%	0.7%
% of FP17s Relating to Continuations	85	4,413	1.9%	1.0%	1.0%	0.8%
% of Patients satisfied with the dentistry they have received	3	3	N/A	92.9%	94.4%	93.5%
% of Patients satisfied with the time they had to wait for an appointment	2	3	N/A	86.5%	88.1%	87.4%

* This is based on patients treated on this contract for their most recent course of treatment. Figures in italics indicate the base number of FP17s or Patient Questionnaire responses are less than 100. N/A is shown where the base number of responses is less than 10 during the period. % is calculated as Quantity/Base number*100

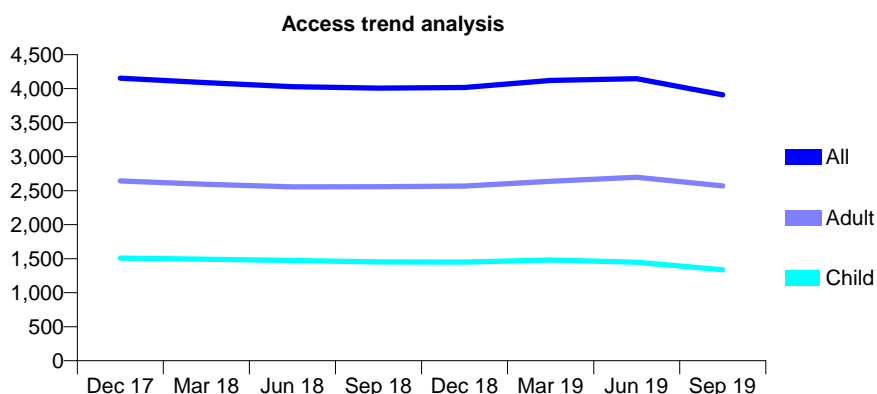
Q44 - Vital Signs At a Glance Contract Report for 136646/0001 - September 2019

Name or company name	Victoria Street Dental Practice Ltd
Contract type name	GDS Contract
Purpose of contract	General
Contract start date	01/05/2011
Contract end date	

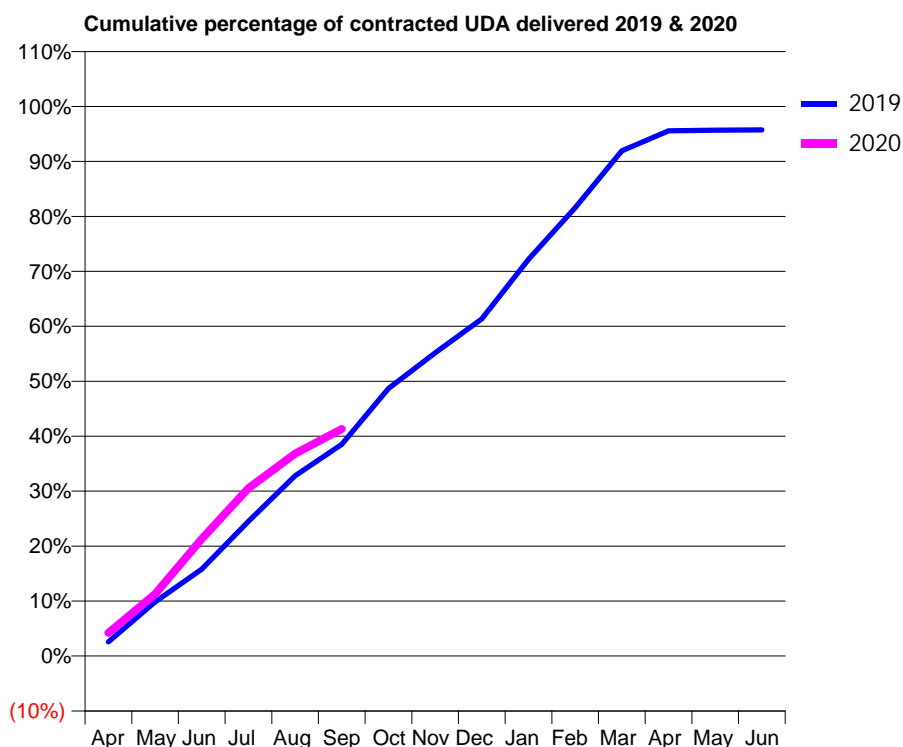
19/20 Contracted general activity (UDA)	12,551
Carry forward general activity (UDA)	0
19/20 Contracted orthodontic activity (UOA)	0
Carry forward orthodontic activity (UOA)	0
Baseline contract value	£411,532.81

ACCESS*

Patients seen in 24 months	Total	Change since previous quarter
Quarter ending September 2018	4,009	
Quarter ending December 2018	4,017	→
Quarter ending March 2019	4,121	↑
Quarter ending June 2019	4,146	→
Quarter ending September 2019	3,908	↓
Variance since September 2018	(2.5%)	↓



ACTIVITY



Month	Adjusted Scheduled Activity (UDA)	
	2019	2020
April	324	527
May	1,239	1,416
June	1,983	2,674
July	3,074	3,832
August	4,116	4,623
September	4,837	5,186
October	6,107	
November	6,923	
December	7,703	
January	9,061	
February	10,237	
March	11,536	
April	11,995	
May	12,009	
June	12,016	

QUALITY

	Quantity	Base Number	Contract	AT	Region	England
% of FP17s for the same patient ID Re-attending within 3 months - Children	70	771	9.1%	11.6%	12.1%	11.5%
% of FP17s for the same patient ID Re-attending within 3 months - Adults	244	1,460	16.7%	16.0%	15.6%	15.4%
% of FP17s for the same patient ID Re-attending between 3 & 9 months - Children	449	771	58.2%	57.9%	61.2%	59.7%
% of FP17s for the same patient ID Re-attending between 3 & 9 months - Adults	681	1,460	46.6%	52.7%	54.3%	51.7%
% of FP17s for Band 1 Urgent Courses	201	2,056	9.8%	9.9%	9.1%	9.2%
% of FP17s Relating to Free Repair or Replacements	12	2,056	0.6%	1.0%	0.9%	0.7%
% of FP17s Relating to Continuations	3	2,056	0.1%	1.0%	1.0%	0.8%
% of Patients satisfied with the dentistry they have received	3	4	N/A	92.9%	94.4%	93.5%
% of Patients satisfied with the time they had to wait for an appointment	3	4	N/A	86.5%	88.1%	87.4%

* This is based on patients treated on this contract for their most recent course of treatment. Figures in italics indicate the base number of FP17s or Patient Questionnaire responses are less than 100. N/A is shown where the base number of responses is less than 10 during the period. % is calculated as Quantity/Base number*100

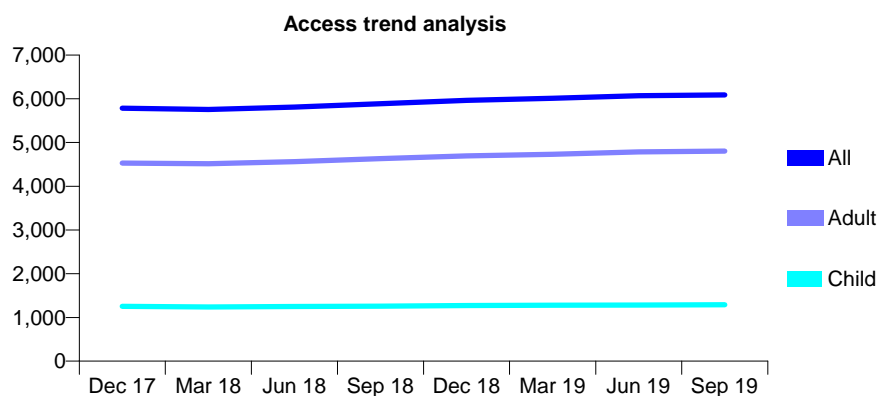
Q44 - Vital Signs At a Glance Contract Report for 137030/0001 - September 2019

Name or company name	C & V Gillespie
Contract type name	GDS Contract
Purpose of contract	General
Contract start date	01/01/2011
Contract end date	

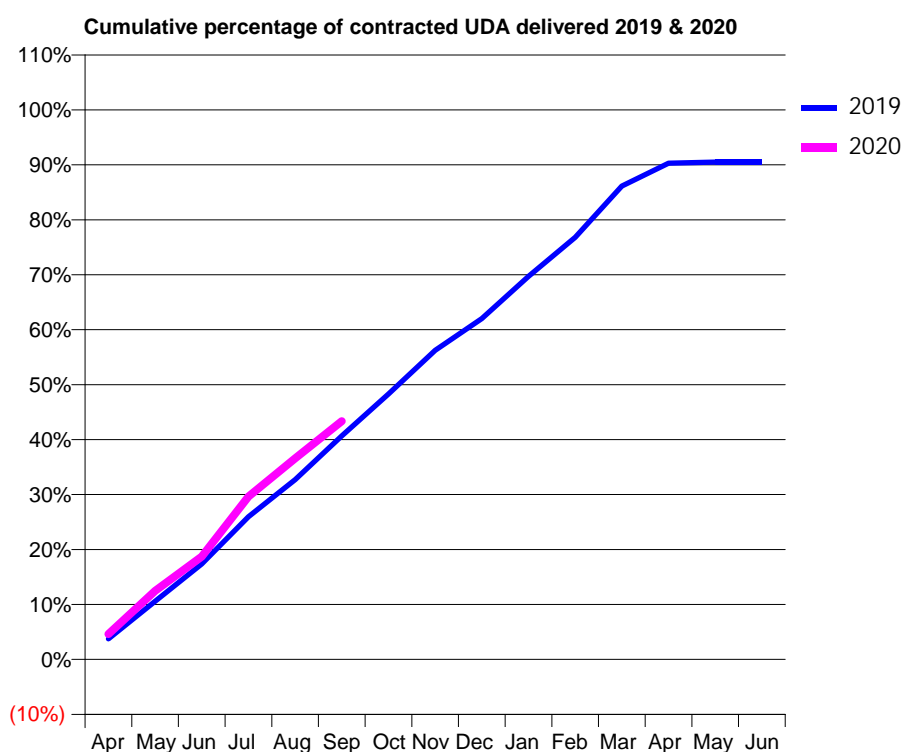
19/20 Contracted general activity (UDA)	18,300
Carry forward general activity (UDA)	0
19/20 Contracted orthodontic activity (UOA)	0
Carry forward orthodontic activity (UOA)	0
Baseline contract value	£446,680.86

ACCESS*

Patients seen in 24 months	Total	Change since previous quarter
Quarter ending September 2018	5,889	
Quarter ending December 2018	5,963	→
Quarter ending March 2019	6,010	→
Quarter ending June 2019	6,071	→
Quarter ending September 2019	6,090	→
Variance since September 2018	3.4%	↑



ACTIVITY



Month	2019	2020
April	686	845
May	1,938	2,286
June	3,176	3,426
July	4,751	5,425
August	5,991	6,698
September	7,445	7,932
October	8,841	
November	10,293	
December	11,348	
January	12,756	
February	14,060	
March	15,763	
April	16,521	
May	16,563	
June	16,563	

QUALITY

	Quantity	Base Number	Contract	AT	Region	England
% of FP17s for the same patient ID Re-attending within 3 months - Children	57	1,088	5.2%	11.6%	12.1%	11.5%
% of FP17s for the same patient ID Re-attending within 3 months - Adults	606	3,990	15.2%	16.0%	15.6%	15.4%
% of FP17s for the same patient ID Re-attending between 3 & 9 months - Children	788	1,088	72.4%	57.9%	61.2%	59.7%
% of FP17s for the same patient ID Re-attending between 3 & 9 months - Adults	2,557	3,990	64.1%	52.7%	54.3%	51.7%
% of FP17s for Band 1 Urgent Courses	364	4,701	7.7%	9.9%	9.1%	9.2%
% of FP17s Relating to Free Repair or Replacements	44	4,701	0.9%	1.0%	0.9%	0.7%
% of FP17s Relating to Continuations	60	4,701	1.3%	1.0%	1.0%	0.8%
% of Patients satisfied with the dentistry they have received	4	5	N/A	92.9%	94.4%	93.5%
% of Patients satisfied with the time they had to wait for an appointment	5	5	N/A	86.5%	88.1%	87.4%

* This is based on patients treated on this contract for their most recent course of treatment. Figures in italics indicate the base number of FP17s or Patient Questionnaire responses are less than 100. N/A is shown where the base number of responses is less than 10 during the period. % is calculated as Quantity/Base number*100

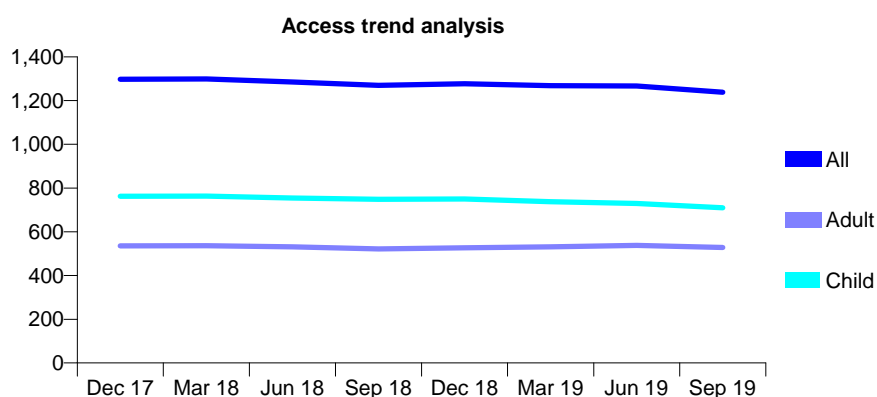
Q44 - Vital Signs At a Glance Contract Report for 137111/0001 - September 2019

Name or company name	Gaskell Avenue Dental Practice Ltd
Contract type name	GDS Contract
Purpose of contract	General
Contract start date	01/09/2011
Contract end date	

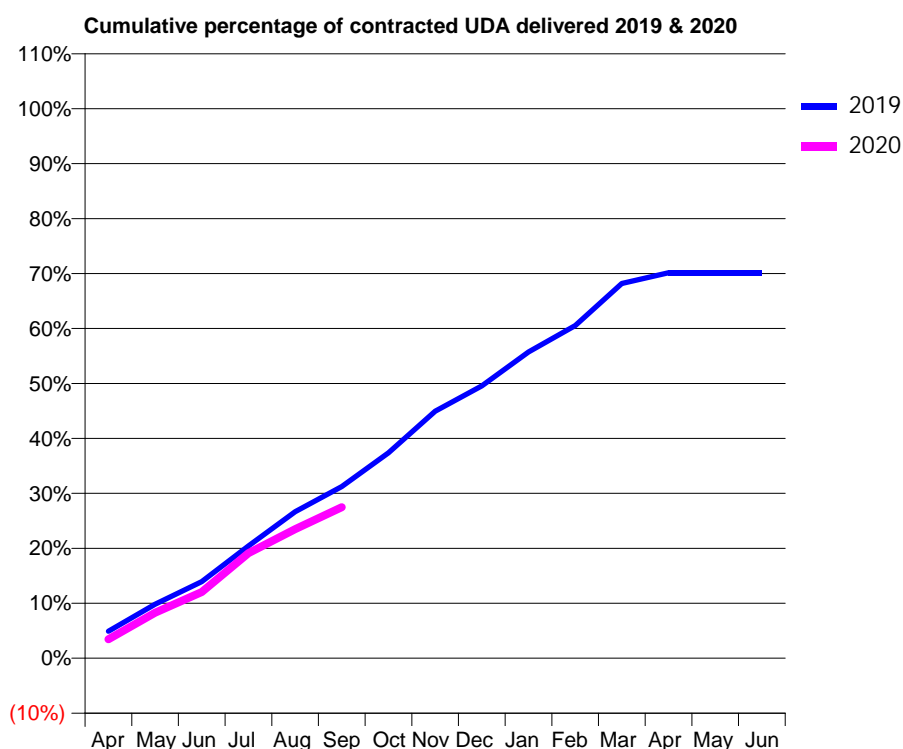
19/20 Contracted general activity (UDA)	7,000
Carry forward general activity (UDA)	0
19/20 Contracted orthodontic activity (UOA)	0
Carry forward orthodontic activity (UOA)	0
Baseline contract value	£179,443.81

ACCESS*

Patients seen in 24 months	Total	Change since previous quarter
Quarter ending September 2018	1,270	
Quarter ending December 2018	1,277	→
Quarter ending March 2019	1,268	→
Quarter ending June 2019	1,267	→
Quarter ending September 2019	1,238	↓
Variance since September 2018	(2.5%)	↓



ACTIVITY



Month	2019	2020
April	345	241
May	689	581
June	976	843
July	1,429	1,338
August	1,865	1,646
September	2,188	1,925
October	2,616	
November	3,147	
December	3,468	
January	3,901	
February	4,238	
March	4,773	
April	4,910	
May	4,910	
June	4,910	

QUALITY

	Quantity	Base Number	Contract	AT	Region	England
% of FP17s for the same patient ID Re-attending within 3 months - Children	61	597	10.2%	11.6%	12.1%	11.5%
% of FP17s for the same patient ID Re-attending within 3 months - Adults	63	313	20.1%	16.0%	15.6%	15.4%
% of FP17s for the same patient ID Re-attending between 3 & 9 months - Children	407	597	68.2%	57.9%	61.2%	59.7%
% of FP17s for the same patient ID Re-attending between 3 & 9 months - Adults	177	313	56.5%	52.7%	54.3%	51.7%
% of FP17s for Band 1 Urgent Courses	38	866	4.4%	9.9%	9.1%	9.2%
% of FP17s Relating to Free Repair or Replacements	0	866	0.0%	1.0%	0.9%	0.7%
% of FP17s Relating to Continuations	0	866	0.0%	1.0%	1.0%	0.8%
% of Patients satisfied with the dentistry they have received	0	0	N/A	92.9%	94.4%	93.5%
% of Patients satisfied with the time they had to wait for an appointment	0	0	N/A	86.5%	88.1%	87.4%

* This is based on patients treated on this contract for their most recent course of treatment.

Figures in italics indicate the base number of FP17s or Patient Questionnaire responses are less than 100. N/A is shown where the base number of responses is less than 10 during the period. % is calculated as Quantity/Base number*100

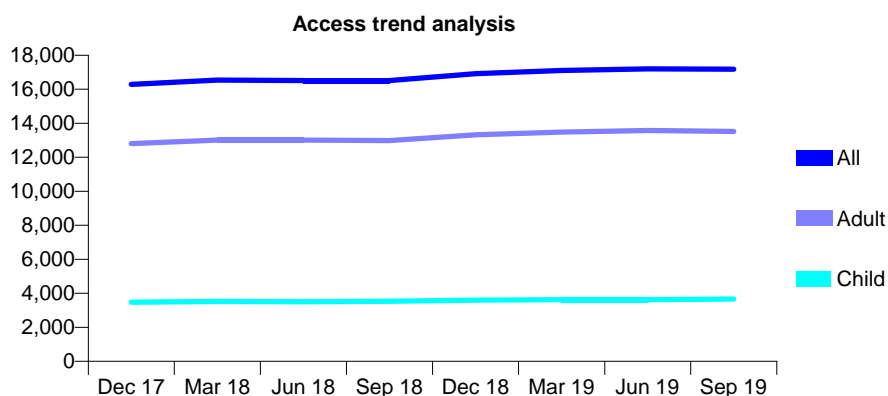
Q44 - Vital Signs At a Glance Contract Report for 138126/0001 - September 2019

Name or company name	Congleton Dental Centre
Contract type name	GDS Contract
Purpose of contract	General
Contract start date	01/04/2010
Contract end date	

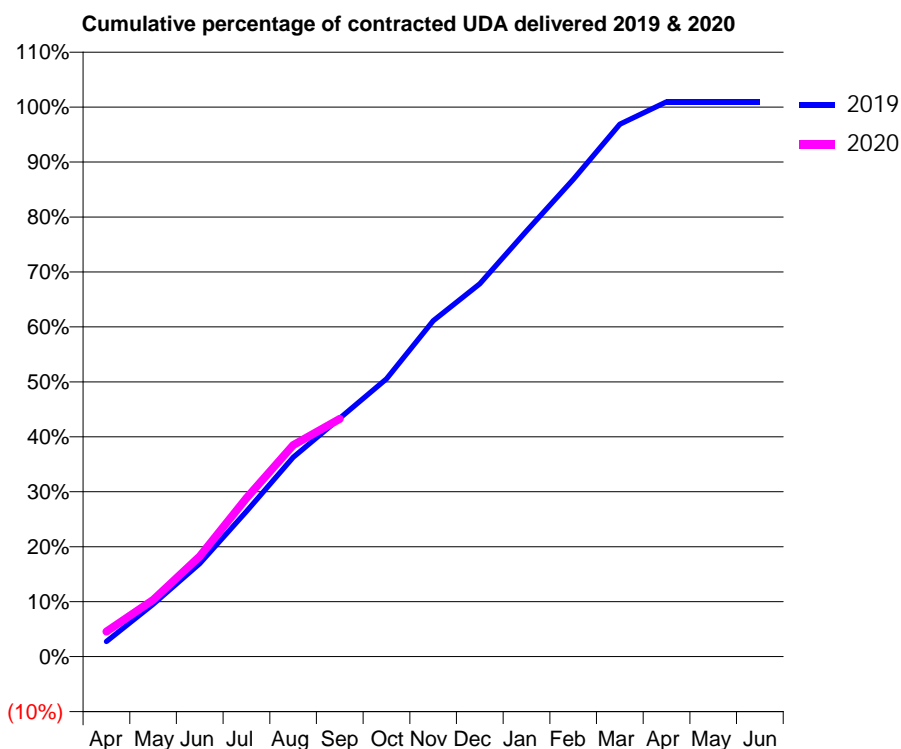
19/20 Contracted general activity (UDA)	47,500
Carry forward general activity (UDA)	0
19/20 Contracted orthodontic activity (UOA)	0
Carry forward orthodontic activity (UOA)	0
Baseline contract value	£1,413,957.50

ACCESS*

Patients seen in 24 months	Total	Change since previous quarter
Quarter ending September 2018	16,515	
Quarter ending December 2018	16,913	↑
Quarter ending March 2019	17,108	→
Quarter ending June 2019	17,199	→
Quarter ending September 2019	17,181	→
Variance since September 2018	4.0%	↑



ACTIVITY



Month	Adjusted Scheduled Activity (UDA)	
	2019	2020
April	1,311	2,156
May	4,535	4,906
June	8,040	8,679
July	12,563	13,698
August	17,231	18,271
September	20,608	20,548
October	24,001	
November	29,033	
December	32,227	
January	36,788	
February	41,248	
March	46,015	
April	47,946	
May	47,955	
June	47,956	

QUALITY

	Quantity	Base Number	Contract	AT	Region	England
% of FP17s for the same patient ID Re-attending within 3 months - Children	236	2,973	7.9%	11.6%	12.1%	11.5%
% of FP17s for the same patient ID Re-attending within 3 months - Adults	1,770	11,183	15.8%	16.0%	15.6%	15.4%
% of FP17s for the same patient ID Re-attending between 3 & 9 months - Children	2,047	2,973	68.9%	57.9%	61.2%	59.7%
% of FP17s for the same patient ID Re-attending between 3 & 9 months - Adults	7,352	11,183	65.7%	52.7%	54.3%	51.7%
% of FP17s for Band 1 Urgent Courses	1,060	13,133	8.1%	9.9%	9.1%	9.2%
% of FP17s Relating to Free Repair or Replacements	112	13,133	0.9%	1.0%	0.9%	0.7%
% of FP17s Relating to Continuations	107	13,133	0.8%	1.0%	1.0%	0.8%
% of Patients satisfied with the dentistry they have received	9	10	90.0%	92.9%	94.4%	93.5%
% of Patients satisfied with the time they had to wait for an appointment	9	10	90.0%	86.5%	88.1%	87.4%

* This is based on patients treated on this contract for their most recent course of treatment. Figures in italics indicate the base number of FP17s or Patient Questionnaire responses are less than 100. N/A is shown where the base number of responses is less than 10 during the period. % is calculated as Quantity/Base number*100

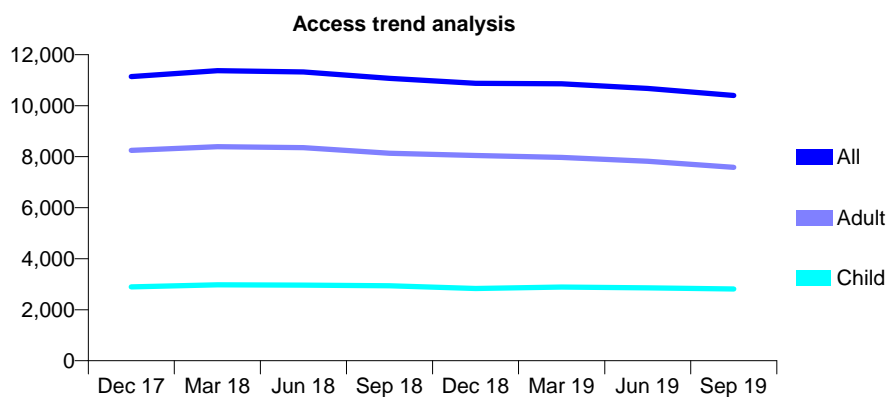
Q44 - Vital Signs At a Glance Contract Report for 138665/0001 - September 2019

Name or company name	Johnson & Whitehouse
Contract type name	GDS Contract
Purpose of contract	General
Contract start date	01/04/2009
Contract end date	

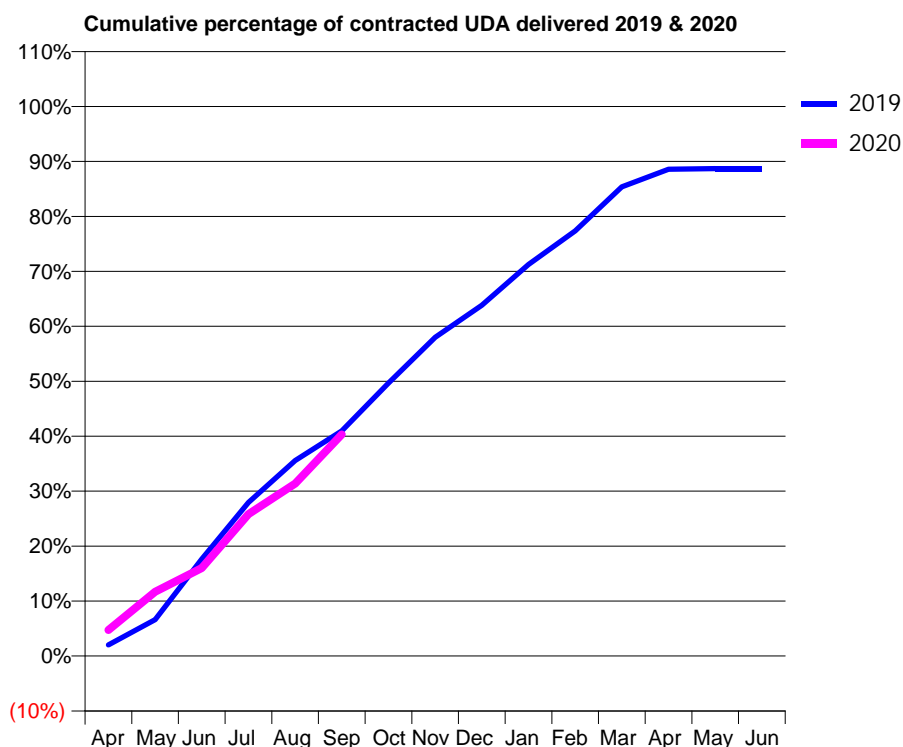
19/20 Contracted general activity (UDA)	32,052
Carry forward general activity (UDA)	0
19/20 Contracted orthodontic activity (UOA)	0
Carry forward orthodontic activity (UOA)	0
Baseline contract value	£980,785.57

ACCESS*

Patients seen in 24 months	Total	Change since previous quarter
Quarter ending September 2018	11,071	
Quarter ending December 2018	10,879	↓
Quarter ending March 2019	10,859	→
Quarter ending June 2019	10,677	↓
Quarter ending September 2019	10,397	↓
Variance since September 2018	(6.1%)	↓



ACTIVITY



Month	Adjusted Scheduled Activity (UDA)	
	2019	2020
April	650	1,517
May	2,124	3,753
June	5,653	5,129
July	8,957	8,283
August	11,400	10,058
September	13,130	12,925
October	15,916	
November	18,588	
December	20,456	
January	22,836	
February	24,803	
March	27,362	
April	28,396	
May	28,424	
June	28,424	

QUALITY

	Quantity	Base Number	Contract	AT	Region	England
% of FP17s for the same patient ID Re-attending within 3 months - Children	191	1,944	9.8%	11.6%	12.1%	11.5%
% of FP17s for the same patient ID Re-attending within 3 months - Adults	736	5,115	14.4%	16.0%	15.6%	15.4%
% of FP17s for the same patient ID Re-attending between 3 & 9 months - Children	951	1,944	48.9%	57.9%	61.2%	59.7%
% of FP17s for the same patient ID Re-attending between 3 & 9 months - Adults	2,691	5,115	52.6%	52.7%	54.3%	51.7%
% of FP17s for Band 1 Urgent Courses	572	6,567	8.7%	9.9%	9.1%	9.2%
% of FP17s Relating to Free Repair or Replacements	56	6,567	0.9%	1.0%	0.9%	0.7%
% of FP17s Relating to Continuations	38	6,567	0.6%	1.0%	1.0%	0.8%
% of Patients satisfied with the dentistry they have received	3	5	N/A	92.9%	94.4%	93.5%
% of Patients satisfied with the time they had to wait for an appointment	4	5	N/A	86.5%	88.1%	87.4%

* This is based on patients treated on this contract for their most recent course of treatment. Figures in italics indicate the base number of FP17s or Patient Questionnaire responses are less than 100. N/A is shown where the base number of responses is less than 10 during the period. % is calculated as Quantity/Base number*100

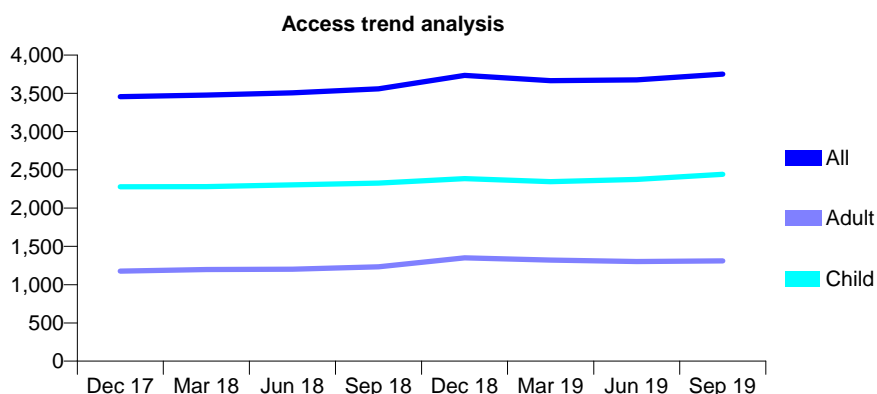
Q44 - Vital Signs At a Glance Contract Report for 138681/0001 - September 2019

Name or company name	The Old Surgery Dental Practice Ltd
Contract type name	GDS Contract
Purpose of contract	General
Contract start date	01/04/2011
Contract end date	

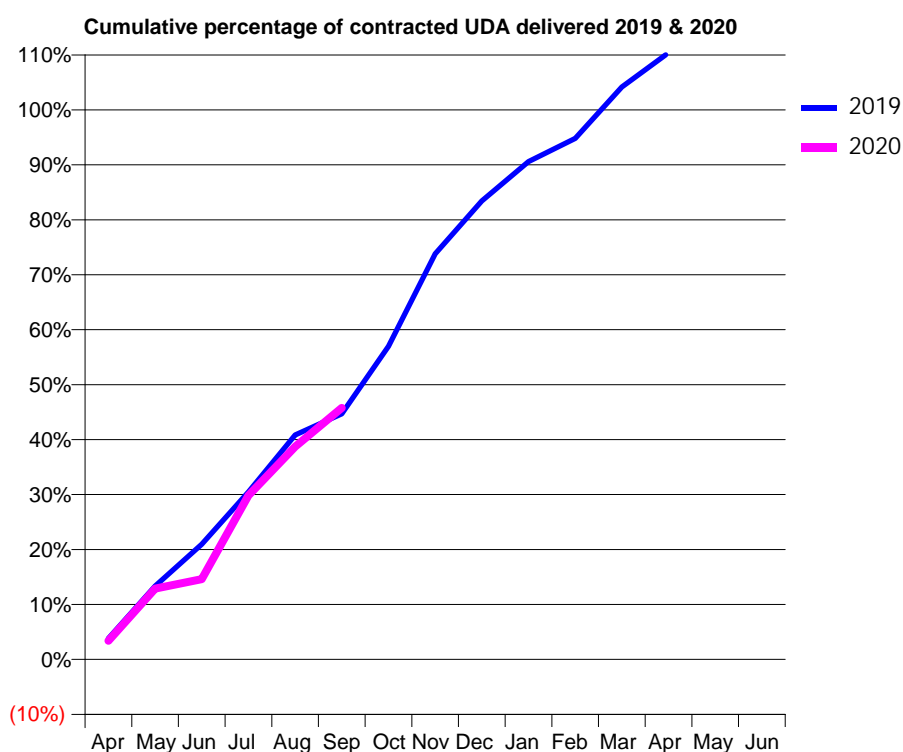
19/20 Contracted general activity (UDA)	8,539
Carry forward general activity (UDA)	0
19/20 Contracted orthodontic activity (UOA)	0
Carry forward orthodontic activity (UOA)	0
Baseline contract value	£459,305.40

ACCESS*

Patients seen in 24 months	Total	Change since previous quarter
Quarter ending September 2018	3,559	
Quarter ending December 2018	3,735	↑
Quarter ending March 2019	3,665	↓
Quarter ending June 2019	3,676	→
Quarter ending September 2019	3,751	↑
Variance since September 2018	5.4%	↑



ACTIVITY



Month	2019	2020
April	329	289
May	1,140	1,102
June	1,789	1,249
July	2,602	2,548
August	3,488	3,305
September	3,815	3,909
October	4,864	
November	6,303	
December	7,124	
January	7,735	
February	8,095	
March	8,896	
April	9,427	
May	9,469	
June	9,471	

QUALITY

	Quantity	Base Number	Contract	AT	Region	England
% of FP17s for the same patient ID Re-attending within 3 months - Children	123	1,873	6.6%	11.6%	12.1%	11.5%
% of FP17s for the same patient ID Re-attending within 3 months - Adults	144	810	17.8%	16.0%	15.6%	15.4%
% of FP17s for the same patient ID Re-attending between 3 & 9 months - Children	991	1,873	52.9%	57.9%	61.2%	59.7%
% of FP17s for the same patient ID Re-attending between 3 & 9 months - Adults	449	810	55.4%	52.7%	54.3%	51.7%
% of FP17s for Band 1 Urgent Courses	152	2,320	6.6%	9.9%	9.1%	9.2%
% of FP17s Relating to Free Repair or Replacements	2	2,320	0.1%	1.0%	0.9%	0.7%
% of FP17s Relating to Continuations	1	2,320	0.0%	1.0%	1.0%	0.8%
% of Patients satisfied with the dentistry they have received	1	1	N/A	92.9%	94.4%	93.5%
% of Patients satisfied with the time they had to wait for an appointment	1	1	N/A	86.5%	88.1%	87.4%

* This is based on patients treated on this contract for their most recent course of treatment. Figures in italics indicate the base number of FP17s or Patient Questionnaire responses are less than 100. N/A is shown where the base number of responses is less than 10 during the period. % is calculated as Quantity/Base number*100

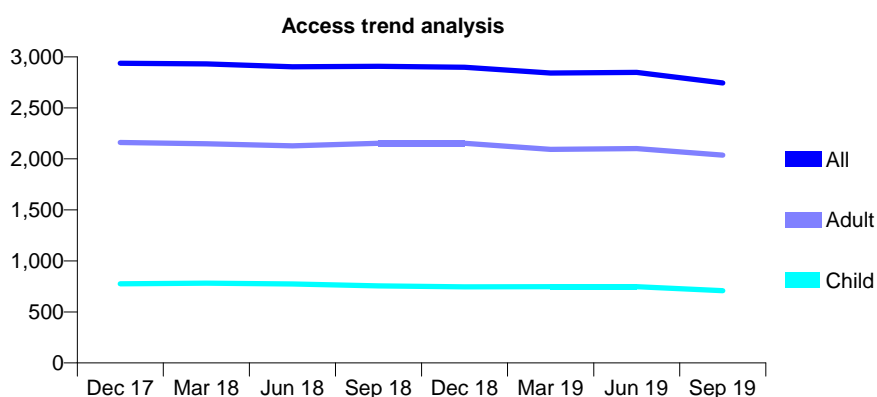
Q44 - Vital Signs At a Glance Contract Report for 138711/0001 - September 2019

Name or company name	Warren Drive Dental Practice
Contract type name	GDS Contract
Purpose of contract	General
Contract start date	01/04/2006
Contract end date	

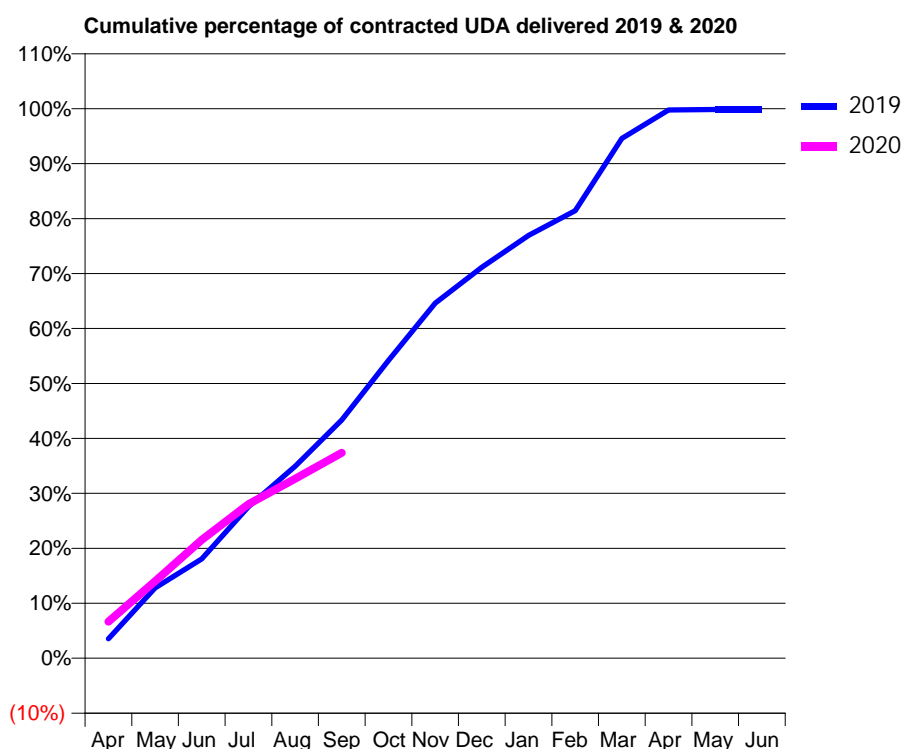
19/20 Contracted general activity (UDA)	8,407
Carry forward general activity (UDA)	12
19/20 Contracted orthodontic activity (UOA)	0
Carry forward orthodontic activity (UOA)	0
Baseline contract value	£266,732.29

ACCESS*

Patients seen in 24 months	Total	Change since previous quarter
Quarter ending September 2018	2,908	
Quarter ending December 2018	2,899	→
Quarter ending March 2019	2,841	↓
Quarter ending June 2019	2,848	→
Quarter ending September 2019	2,745	↓
Variance since September 2018	(5.6%)	↓



ACTIVITY



Month	2019	2020
April	296	560
May	1,075	1,180
June	1,518	1,812
July	2,319	2,357
August	2,936	2,747
September	3,645	3,142
October	4,555	
November	5,431	
December	5,980	
January	6,465	
February	6,848	
March	7,951	
April	8,385	
May	8,395	
June	8,395	

QUALITY

	Quantity	Base Number	Contract	AT	Region	England
% of FP17s for the same patient ID Re-attending within 3 months - Children	44	483	9.1%	11.6%	12.1%	11.5%
% of FP17s for the same patient ID Re-attending within 3 months - Adults	227	1,276	17.8%	16.0%	15.6%	15.4%
% of FP17s for the same patient ID Re-attending between 3 & 9 months - Children	265	483	54.9%	57.9%	61.2%	59.7%
% of FP17s for the same patient ID Re-attending between 3 & 9 months - Adults	633	1,276	49.6%	52.7%	54.3%	51.7%
% of FP17s for Band 1 Urgent Courses	253	1,554	16.3%	9.9%	9.1%	9.2%
% of FP17s Relating to Free Repair or Replacements	3	1,554	0.2%	1.0%	0.9%	0.7%
% of FP17s Relating to Continuations	9	1,554	0.6%	1.0%	1.0%	0.8%
% of Patients satisfied with the dentistry they have received	1	1	N/A	92.9%	94.4%	93.5%
% of Patients satisfied with the time they had to wait for an appointment	1	1	N/A	86.5%	88.1%	87.4%

* This is based on patients treated on this contract for their most recent course of treatment.

Figures in italics indicate the base number of FP17s or Patient Questionnaire responses are less than 100. N/A is shown where the base number of responses is less than 10 during the period. % is calculated as Quantity/Base number*100

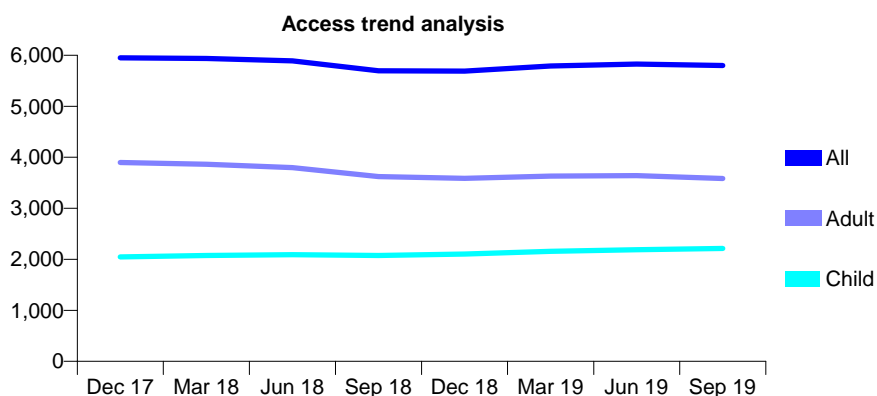
Q44 - Vital Signs At a Glance Contract Report for 139467/0001 - September 2019

Name or company name	Sandon Dental Practice
Contract type name	GDS Contract
Purpose of contract	General
Contract start date	01/01/2011
Contract end date	

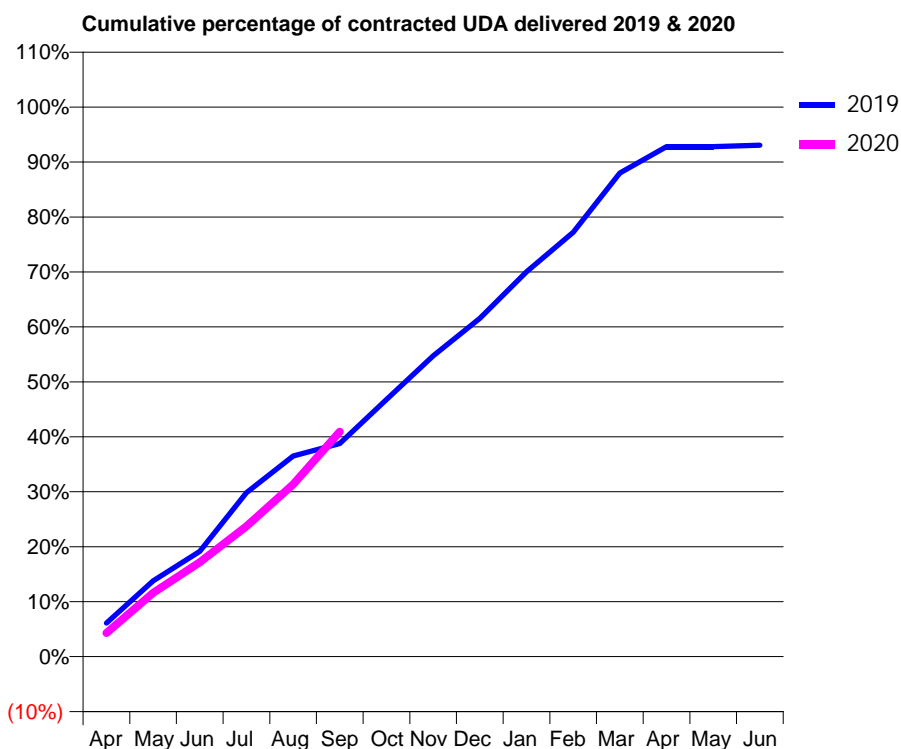
19/20 Contracted general activity (UDA)	11,145
Carry forward general activity (UDA)	0
19/20 Contracted orthodontic activity (UOA)	0
Carry forward orthodontic activity (UOA)	0
Baseline contract value	£274,077.04

ACCESS*

Patients seen in 24 months	Total	Change since previous quarter
Quarter ending September 2018	5,696	
Quarter ending December 2018	5,691	→
Quarter ending March 2019	5,790	→
Quarter ending June 2019	5,827	→
Quarter ending September 2019	5,799	→
Variance since September 2018	1.8%	→



ACTIVITY



Month	Adjusted Scheduled Activity (UDA)	
	2019	2020
April	681	481
May	1,537	1,293
June	2,135	1,914
July	3,325	2,645
August	4,068	3,495
September	4,320	4,562
October	5,214	
November	6,099	
December	6,861	
January	7,803	
February	8,606	
March	9,804	
April	10,344	
May	10,345	
June	10,371	

QUALITY

	Quantity	Base Number	Contract	AT	Region	England
% of FP17s for the same patient ID Re-attending within 3 months - Children	97	1,616	6.0%	11.6%	12.1%	11.5%
% of FP17s for the same patient ID Re-attending within 3 months - Adults	305	2,263	13.5%	16.0%	15.6%	15.4%
% of FP17s for the same patient ID Re-attending between 3 & 9 months - Children	988	1,616	61.1%	57.9%	61.2%	59.7%
% of FP17s for the same patient ID Re-attending between 3 & 9 months - Adults	1,045	2,263	46.2%	52.7%	54.3%	51.7%
% of FP17s for Band 1 Urgent Courses	249	3,112	8.0%	9.9%	9.1%	9.2%
% of FP17s Relating to Free Repair or Replacements	13	3,112	0.4%	1.0%	0.9%	0.7%
% of FP17s Relating to Continuations	15	3,112	0.5%	1.0%	1.0%	0.8%
% of Patients satisfied with the dentistry they have received	4	4	N/A	92.9%	94.4%	93.5%
% of Patients satisfied with the time they had to wait for an appointment	3	4	N/A	86.5%	88.1%	87.4%

* This is based on patients treated on this contract for their most recent course of treatment. Figures in italics indicate the base number of FP17s or Patient Questionnaire responses are less than 100. N/A is shown where the base number of responses is less than 10 during the period. % is calculated as Quantity/Base number*100

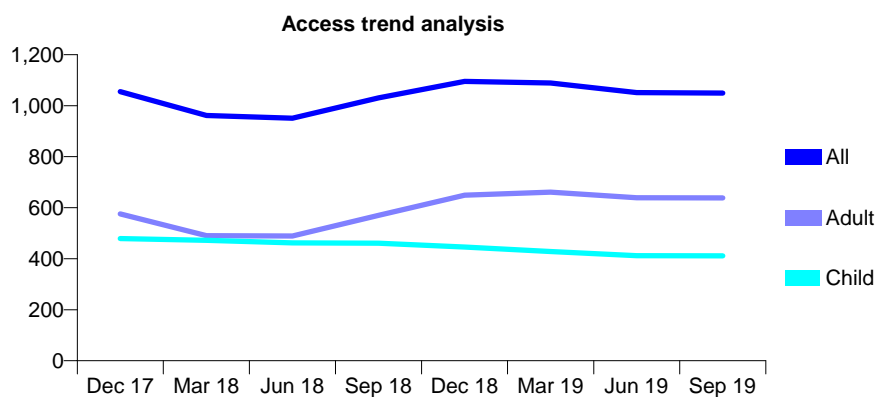
Q44 - Vital Signs At a Glance Contract Report for 140678/0001 - September 2019

Name or company name	Allen House Dental Practice
Contract type name	GDS Contract
Purpose of contract	General
Contract start date	01/07/2015
Contract end date	

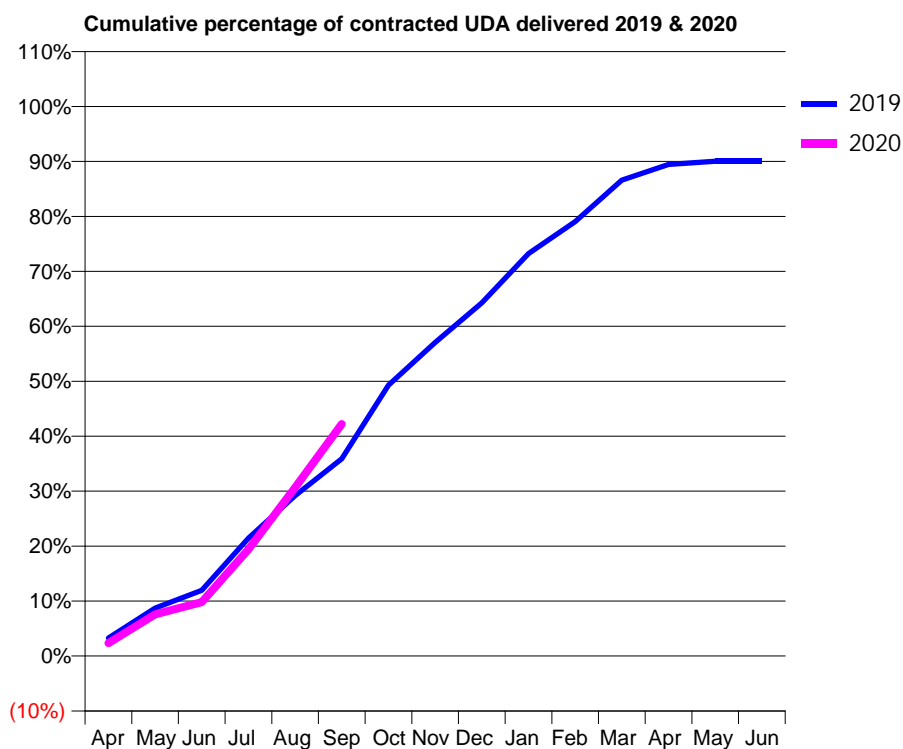
19/20 Contracted general activity (UDA)	2,821
Carry forward general activity (UDA)	0
19/20 Contracted orthodontic activity (UOA)	0
Carry forward orthodontic activity (UOA)	0
Baseline contract value	£87,876.34

ACCESS*

Patients seen in 24 months	Total	Change since previous quarter
Quarter ending September 2018	1,031	
Quarter ending December 2018	1,095	↑
Quarter ending March 2019	1,089	→
Quarter ending June 2019	1,051	↓
Quarter ending September 2019	1,049	→
Variance since September 2018	1.7%	→



ACTIVITY



Month	Adjusted Scheduled Activity (UDA)	
	2019	2020
April	93	66
May	246	214
June	337	276
July	606	547
August	824	866
September	1,013	1,191
October	1,391	
November	1,610	
December	1,812	
January	2,066	
February	2,230	
March	2,443	
April	2,523	
May	2,540	
June	2,540	

QUALITY

	Quantity	Base Number	Contract	AT	Region	England
% of FP17s for the same patient ID Re-attending within 3 months - Children	10	293	3.4%	11.6%	12.1%	11.5%
% of FP17s for the same patient ID Re-attending within 3 months - Adults	33	345	9.6%	16.0%	15.6%	15.4%
% of FP17s for the same patient ID Re-attending between 3 & 9 months - Children	155	293	52.9%	57.9%	61.2%	59.7%
% of FP17s for the same patient ID Re-attending between 3 & 9 months - Adults	198	345	57.4%	52.7%	54.3%	51.7%
% of FP17s for Band 1 Urgent Courses	25	594	4.2%	9.9%	9.1%	9.2%
% of FP17s Relating to Free Repair or Replacements	2	594	0.3%	1.0%	0.9%	0.7%
% of FP17s Relating to Continuations	0	594	0.0%	1.0%	1.0%	0.8%
% of Patients satisfied with the dentistry they have received	0	0	N/A	92.9%	94.4%	93.5%
% of Patients satisfied with the time they had to wait for an appointment	0	0	N/A	86.5%	88.1%	87.4%

* This is based on patients treated on this contract for their most recent course of treatment. Figures in italics indicate the base number of FP17s or Patient Questionnaire responses are less than 100. N/A is shown where the base number of responses is less than 10 during the period. % is calculated as Quantity/Base number*100

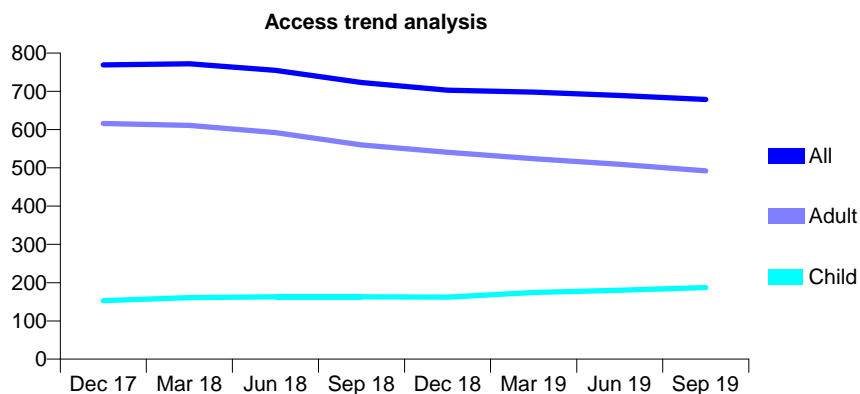
Q44 - Vital Signs At a Glance Contract Report for 141305/0016 - September 2019

Name or company name	East Cheshire NHS Trust
Contract type name	PDS Contract
Purpose of contract	General
Contract start date	01/04/2015
Contract end date	31/03/2021

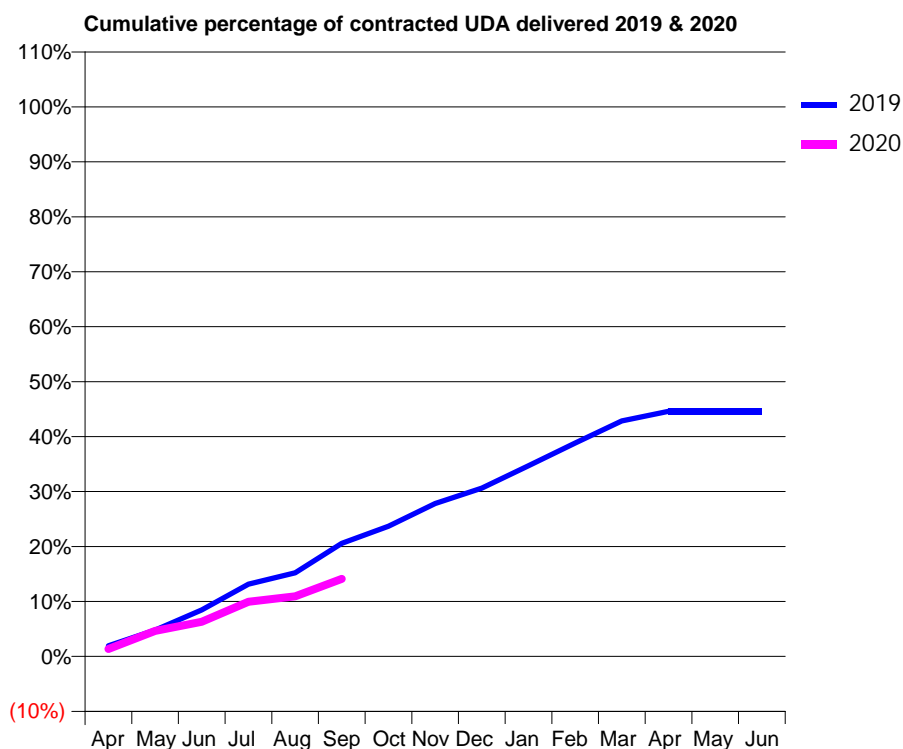
19/20 Contracted general activity (UDA)	4,150
Carry forward general activity (UDA)	0
19/20 Contracted orthodontic activity (UOA)	0
Carry forward orthodontic activity (UOA)	0
Baseline contract value	£807,745.04

ACCESS*

Patients seen in 24 months	Total	Change since previous quarter
Quarter ending September 2018	723	
Quarter ending December 2018	703	↓
Quarter ending March 2019	698	→
Quarter ending June 2019	689	↓
Quarter ending September 2019	679	↓
Variance since September 2018	(6.1%)	↓



ACTIVITY



Month	2019	2020
April	80	55
May	198	193
June	351	262
July	546	413
August	632	453
September	853	586
October	984	
November	1,154	
December	1,271	
January	1,440	
February	1,612	
March	1,778	
April	1,851	
May	1,851	
June	1,851	

QUALITY

	Quantity	Base Number	Contract	AT	Region	England
% of FP17s for the same patient ID Re-attending within 3 months - Children	14	134	10.4%	11.6%	12.1%	11.5%
% of FP17s for the same patient ID Re-attending within 3 months - Adults	22	215	10.2%	16.0%	15.6%	15.4%
% of FP17s for the same patient ID Re-attending between 3 & 9 months - Children	33	134	24.6%	57.9%	61.2%	59.7%
% of FP17s for the same patient ID Re-attending between 3 & 9 months - Adults	102	215	47.4%	52.7%	54.3%	51.7%
% of FP17s for Band 1 Urgent Courses	18	324	5.6%	9.9%	9.1%	9.2%
% of FP17s Relating to Free Repair or Replacements	1	324	0.3%	1.0%	0.9%	0.7%
% of FP17s Relating to Continuations	0	324	0.0%	1.0%	1.0%	0.8%
% of Patients satisfied with the dentistry they have received	0	0	N/A	92.9%	94.4%	93.5%
% of Patients satisfied with the time they had to wait for an appointment	0	0	N/A	86.5%	88.1%	87.4%

* This is based on patients treated on this contract for their most recent course of treatment. Figures in italics indicate the base number of FP17s or Patient Questionnaire responses are less than 100. N/A is shown where the base number of responses is less than 10 during the period. % is calculated as Quantity/Base number*100

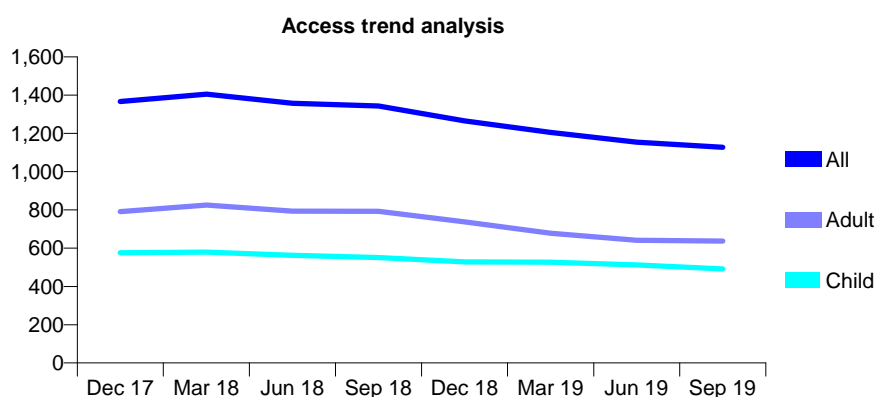
Q44 - Vital Signs At a Glance Contract Report for 141380/0001 - September 2019

Name or company name	Jackson & Lax
Contract type name	GDS Contract
Purpose of contract	General
Contract start date	01/04/2009
Contract end date	

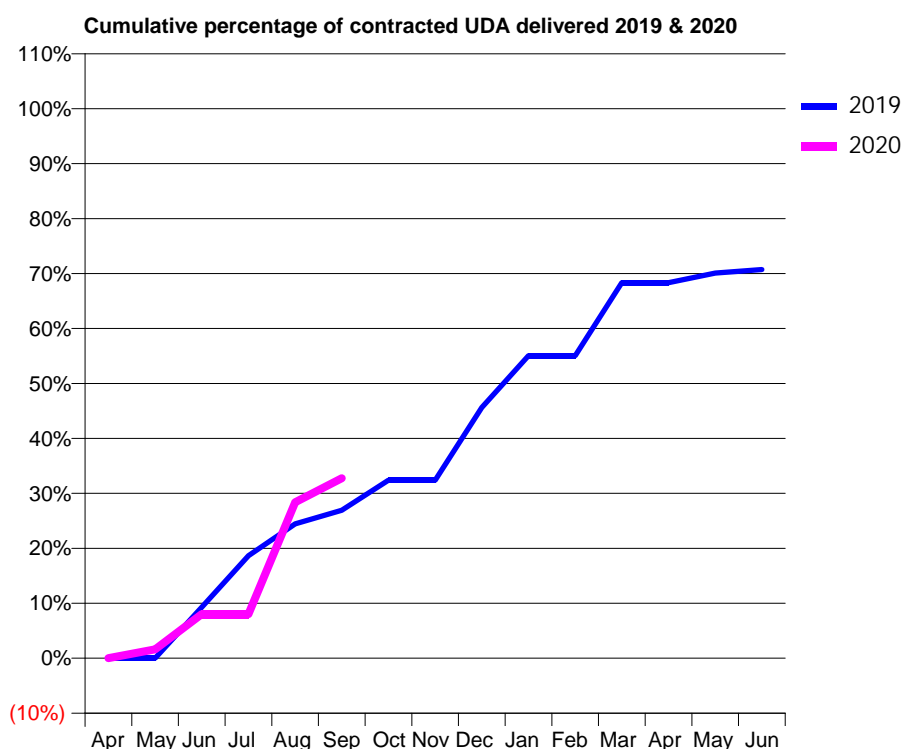
19/20 Contracted general activity (UDA)	3,200
Carry forward general activity (UDA)	0
19/20 Contracted orthodontic activity (UOA)	0
Carry forward orthodontic activity (UOA)	0
Baseline contract value	£85,933.62

ACCESS*

Patients seen in 24 months	Total	Change since previous quarter
Quarter ending September 2018	1,343	
Quarter ending December 2018	1,265	↓
Quarter ending March 2019	1,205	↓
Quarter ending June 2019	1,154	↓
Quarter ending September 2019	1,128	↓
Variance since September 2018	(16.0%)	↓



ACTIVITY



Month	2019	2020
April	0	0
May	0	52
June	371	257
July	746	257
August	978	908
September	1,077	1,048
October	1,296	
November	1,296	
December	1,825	
January	2,202	
February	2,202	
March	2,733	
April	2,733	
May	2,804	
June	2,829	

QUALITY

	Quantity	Base Number	Contract	AT	Region	England
% of FP17s for the same patient ID Re-attending within 3 months - Children	12	303	4.0%	11.6%	12.1%	11.5%
% of FP17s for the same patient ID Re-attending within 3 months - Adults	27	290	9.3%	16.0%	15.6%	15.4%
% of FP17s for the same patient ID Re-attending between 3 & 9 months - Children	199	303	65.7%	57.9%	61.2%	59.7%
% of FP17s for the same patient ID Re-attending between 3 & 9 months - Adults	163	290	56.2%	52.7%	54.3%	51.7%
% of FP17s for Band 1 Urgent Courses	15	523	2.9%	9.9%	9.1%	9.2%
% of FP17s Relating to Free Repair or Replacements	0	523	0.0%	1.0%	0.9%	0.7%
% of FP17s Relating to Continuations	8	523	1.5%	1.0%	1.0%	0.8%
% of Patients satisfied with the dentistry they have received	0	0	N/A	92.9%	94.4%	93.5%
% of Patients satisfied with the time they had to wait for an appointment	0	0	N/A	86.5%	88.1%	87.4%

* This is based on patients treated on this contract for their most recent course of treatment.

Figures in italics indicate the base number of FP17s or Patient Questionnaire responses are less than 100. N/A is shown where the base number of responses is less than 10 during the period. % is calculated as Quantity/Base number*100

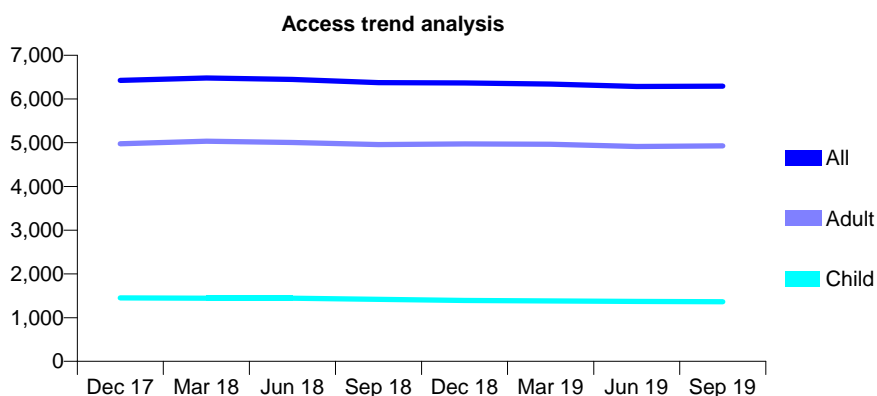
Q44 - Vital Signs At a Glance Contract Report for 142239/0001 - September 2019

Name or company name	Banks House Dental Practice
Contract type name	GDS Contract
Purpose of contract	General
Contract start date	01/04/2006
Contract end date	

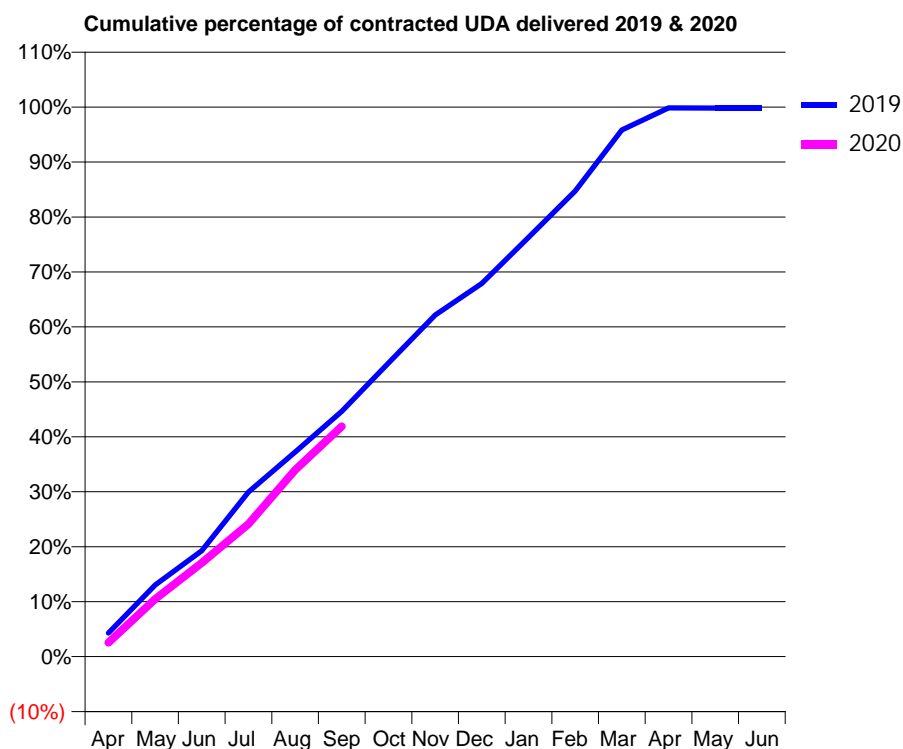
19/20 Contracted general activity (UDA)	18,342
Carry forward general activity (UDA)	32
19/20 Contracted orthodontic activity (UOA)	0
Carry forward orthodontic activity (UOA)	0
Baseline contract value	£548,372.00

ACCESS*

Patients seen in 24 months	Total	Change since previous quarter
Quarter ending September 2018	6,374	
Quarter ending December 2018	6,366	→
Quarter ending March 2019	6,344	→
Quarter ending June 2019	6,284	→
Quarter ending September 2019	6,293	→
Variance since September 2018	(1.3%)	↓



ACTIVITY



Month	Adjusted Scheduled Activity (UDA)	
	2019	2020
April	791	470
May	2,392	1,919
June	3,533	3,128
July	5,493	4,426
August	6,829	6,233
September	8,187	7,684
October	9,800	
November	11,403	
December	12,457	
January	13,993	
February	15,542	
March	17,574	
April	18,314	
May	18,307	
June	18,309	

QUALITY

	Quantity	Base Number	Contract	AT	Region	England
% of FP17s for the same patient ID Re-attending within 3 months - Children	220	1,208	18.2%	11.6%	12.1%	11.5%
% of FP17s for the same patient ID Re-attending within 3 months - Adults	396	2,987	13.3%	16.0%	15.6%	15.4%
% of FP17s for the same patient ID Re-attending between 3 & 9 months - Children	681	1,208	56.4%	57.9%	61.2%	59.7%
% of FP17s for the same patient ID Re-attending between 3 & 9 months - Adults	1,479	2,987	49.5%	52.7%	54.3%	51.7%
% of FP17s for Band 1 Urgent Courses	226	3,884	5.8%	9.9%	9.1%	9.2%
% of FP17s Relating to Free Repair or Replacements	58	3,884	1.5%	1.0%	0.9%	0.7%
% of FP17s Relating to Continuations	10	3,884	0.3%	1.0%	1.0%	0.8%
% of Patients satisfied with the dentistry they have received	4	4	N/A	92.9%	94.4%	93.5%
% of Patients satisfied with the time they had to wait for an appointment	4	4	N/A	86.5%	88.1%	87.4%

* This is based on patients treated on this contract for their most recent course of treatment. Figures in italics indicate the base number of FP17s or Patient Questionnaire responses are less than 100. N/A is shown where the base number of responses is less than 10 during the period. % is calculated as Quantity/Base number*100

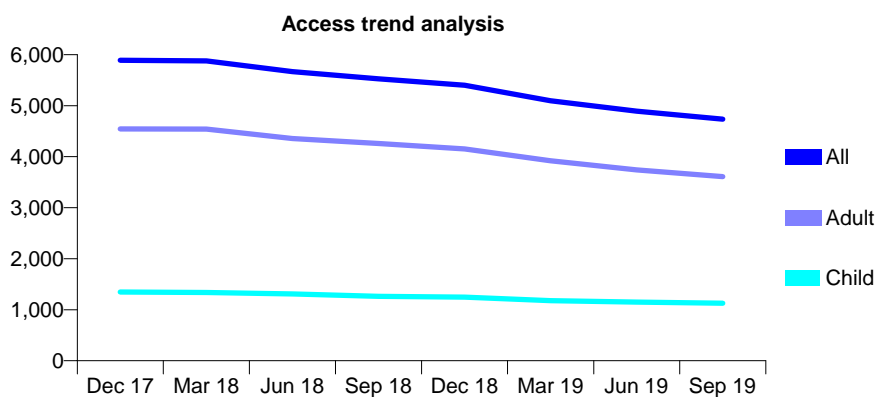
Q44 - Vital Signs At a Glance Contract Report for 143243/0001 - September 2019

Name or company name	IDH Ltd
Contract type name	GDS Contract
Purpose of contract	General
Contract start date	01/07/2008
Contract end date	

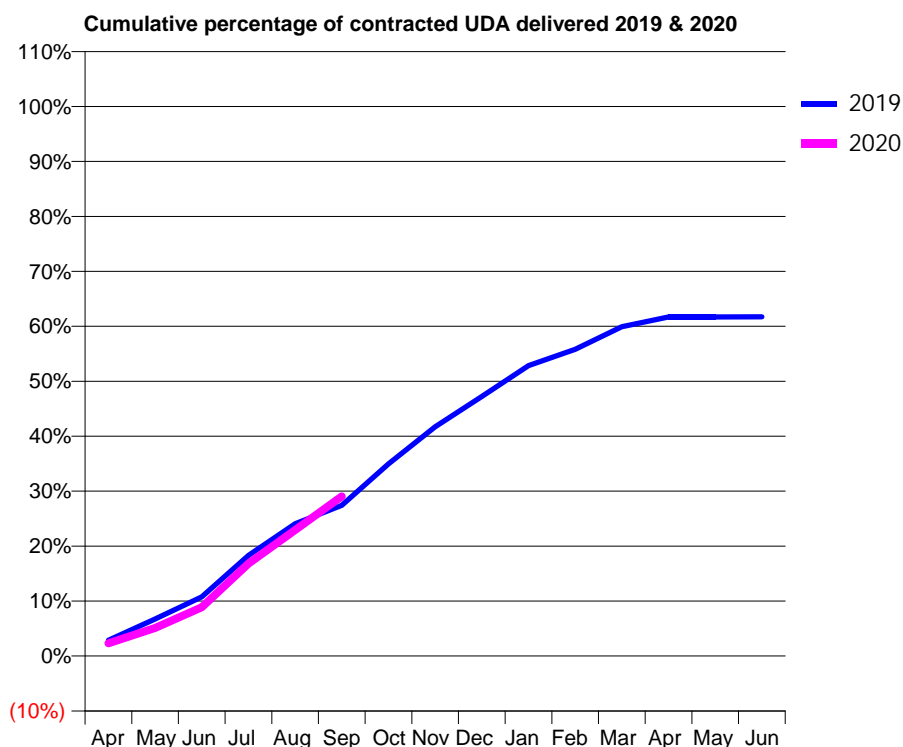
19/20 Contracted general activity (UDA)	16,035
Carry forward general activity (UDA)	0
19/20 Contracted orthodontic activity (UOA)	0
Carry forward orthodontic activity (UOA)	0
Baseline contract value	£470,862.63

ACCESS*

Patients seen in 24 months	Total	Change since previous quarter
Quarter ending September 2018	5,525	
Quarter ending December 2018	5,399	↓
Quarter ending March 2019	5,098	↓
Quarter ending June 2019	4,892	↓
Quarter ending September 2019	4,735	↓
Variance since September 2018	(14.3%)	↓



ACTIVITY



Month	Adjusted Scheduled Activity (UDA)	
	2019	2020
April	460	373
May	1,085	821
June	1,727	1,420
July	2,934	2,697
August	3,857	3,679
September	4,397	4,661
October	5,607	
November	6,689	
December	7,570	
January	8,471	
February	8,947	
March	9,610	
April	9,893	
May	9,895	
June	9,899	

QUALITY

	Quantity	Base Number	Contract	AT	Region	England
% of FP17s for the same patient ID Re-attending within 3 months - Children	23	735	3.1%	11.6%	12.1%	11.5%
% of FP17s for the same patient ID Re-attending within 3 months - Adults	171	1,989	8.6%	16.0%	15.6%	15.4%
% of FP17s for the same patient ID Re-attending between 3 & 9 months - Children	343	735	46.7%	57.9%	61.2%	59.7%
% of FP17s for the same patient ID Re-attending between 3 & 9 months - Adults	860	1,989	43.2%	52.7%	54.3%	51.7%
% of FP17s for Band 1 Urgent Courses	158	2,472	6.4%	9.9%	9.1%	9.2%
% of FP17s Relating to Free Repair or Replacements	4	2,472	0.2%	1.0%	0.9%	0.7%
% of FP17s Relating to Continuations	6	2,472	0.2%	1.0%	1.0%	0.8%
% of Patients satisfied with the dentistry they have received	2	2	N/A	92.9%	94.4%	93.5%
% of Patients satisfied with the time they had to wait for an appointment	2	2	N/A	86.5%	88.1%	87.4%

* This is based on patients treated on this contract for their most recent course of treatment. Figures in italics indicate the base number of FP17s or Patient Questionnaire responses are less than 100. N/A is shown where the base number of responses is less than 10 during the period. % is calculated as Quantity/Base number*100

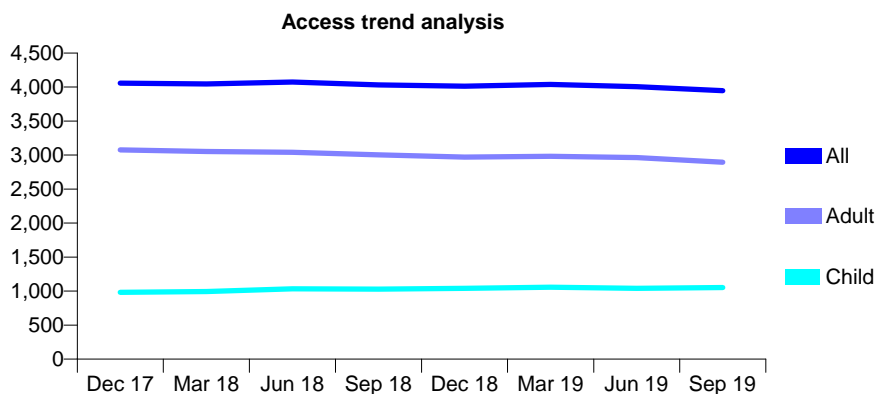
Q44 - Vital Signs At a Glance Contract Report for 143243/0002 - September 2019

Name or company name	IDH Ltd
Contract type name	GDS Contract
Purpose of contract	General
Contract start date	01/07/2008
Contract end date	

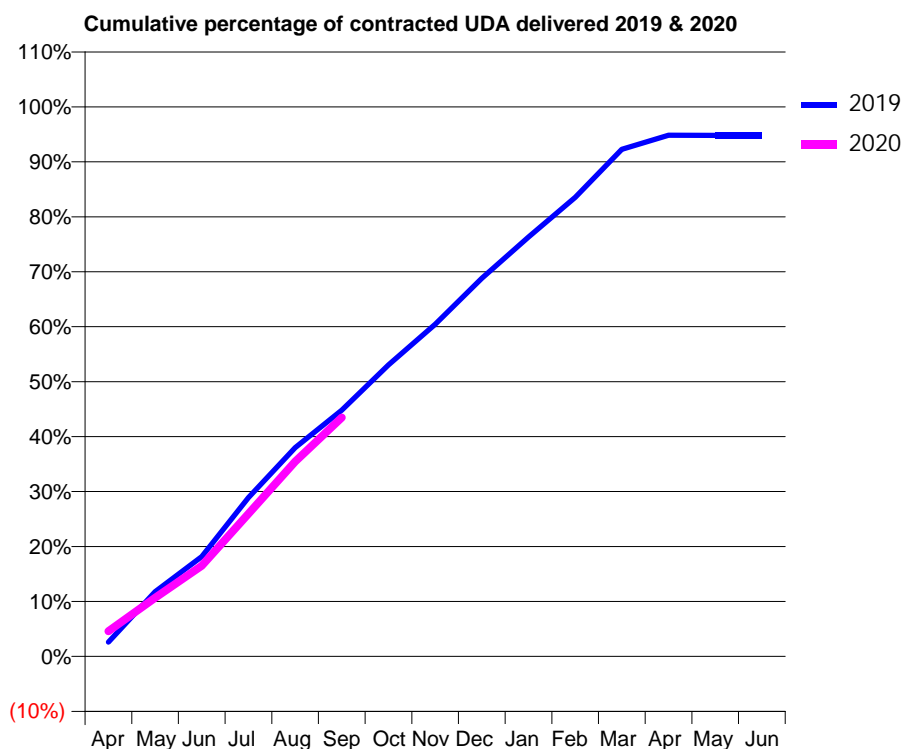
19/20 Contracted general activity (UDA)	12,500
Carry forward general activity (UDA)	0
19/20 Contracted orthodontic activity (UOA)	0
Carry forward orthodontic activity (UOA)	0
Baseline contract value	£322,360.72

ACCESS*

Patients seen in 24 months	Total	Change since previous quarter
Quarter ending September 2018	4,033	
Quarter ending December 2018	4,013	→
Quarter ending March 2019	4,039	→
Quarter ending June 2019	4,006	→
Quarter ending September 2019	3,948	↓
Variance since September 2018	(2.1%)	↓



ACTIVITY



Month	2019	2020
April	327	576
May	1,473	1,332
June	2,271	2,060
July	3,615	3,248
August	4,748	4,433
September	5,601	5,433
October	6,634	
November	7,556	
December	8,601	
January	9,539	
February	10,441	
March	11,535	
April	11,855	
May	11,849	
June	11,849	

QUALITY

	Quantity	Base Number	Contract	AT	Region	England
% of FP17s for the same patient ID Re-attending within 3 months - Children	52	641	8.1%	11.6%	12.1%	11.5%
% of FP17s for the same patient ID Re-attending within 3 months - Adults	229	1,753	13.1%	16.0%	15.6%	15.4%
% of FP17s for the same patient ID Re-attending between 3 & 9 months - Children	296	641	46.2%	57.9%	61.2%	59.7%
% of FP17s for the same patient ID Re-attending between 3 & 9 months - Adults	819	1,753	46.7%	52.7%	54.3%	51.7%
% of FP17s for Band 1 Urgent Courses	226	2,296	9.8%	9.9%	9.1%	9.2%
% of FP17s Relating to Free Repair or Replacements	15	2,296	0.7%	1.0%	0.9%	0.7%
% of FP17s Relating to Continuations	38	2,296	1.7%	1.0%	1.0%	0.8%
% of Patients satisfied with the dentistry they have received	1	2	N/A	92.9%	94.4%	93.5%
% of Patients satisfied with the time they had to wait for an appointment	0	2	N/A	86.5%	88.1%	87.4%

* This is based on patients treated on this contract for their most recent course of treatment. Figures in italics indicate the base number of FP17s or Patient Questionnaire responses are less than 100. N/A is shown where the base number of responses is less than 10 during the period. % is calculated as Quantity/Base number*100

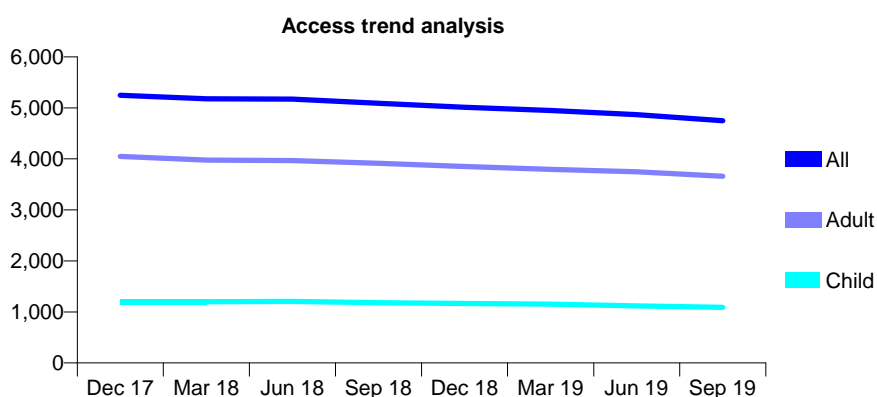
Q44 - Vital Signs At a Glance Contract Report for 143243/0003 - September 2019

Name or company name	IDH Ltd
Contract type name	GDS Contract
Purpose of contract	General
Contract start date	01/07/2008
Contract end date	

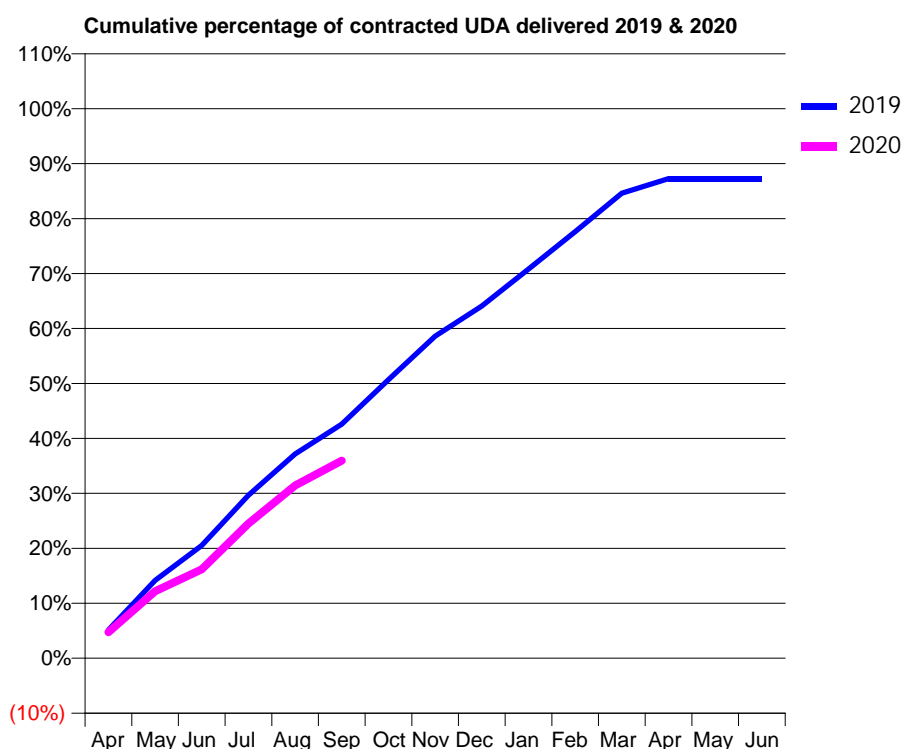
19/20 Contracted general activity (UDA)	15,700
Carry forward general activity (UDA)	0
19/20 Contracted orthodontic activity (UOA)	0
Carry forward orthodontic activity (UOA)	0
Baseline contract value	£453,768.41

ACCESS*

Patients seen in 24 months	Total	Change since previous quarter
Quarter ending September 2018	5,092	
Quarter ending December 2018	5,013	↓
Quarter ending March 2019	4,949	↓
Quarter ending June 2019	4,866	↓
Quarter ending September 2019	4,750	↓
Variance since September 2018	(6.7%)	↓



ACTIVITY



Month	2019	2020
April	809	744
May	2,224	1,915
June	3,220	2,539
July	4,657	3,847
August	5,833	4,937
September	6,690	5,644
October	7,957	
November	9,204	
December	10,061	
January	11,121	
February	12,184	
March	13,281	
April	13,698	
May	13,703	
June	13,703	

QUALITY

	Quantity	Base Number	Contract	AT	Region	England
% of FP17s for the same patient ID Re-attending within 3 months - Children	33	768	4.3%	11.6%	12.1%	11.5%
% of FP17s for the same patient ID Re-attending within 3 months - Adults	326	2,320	14.1%	16.0%	15.6%	15.4%
% of FP17s for the same patient ID Re-attending between 3 & 9 months - Children	462	768	60.2%	57.9%	61.2%	59.7%
% of FP17s for the same patient ID Re-attending between 3 & 9 months - Adults	1,156	2,320	49.8%	52.7%	54.3%	51.7%
% of FP17s for Band 1 Urgent Courses	242	2,894	8.4%	9.9%	9.1%	9.2%
% of FP17s Relating to Free Repair or Replacements	22	2,894	0.8%	1.0%	0.9%	0.7%
% of FP17s Relating to Continuations	46	2,894	1.6%	1.0%	1.0%	0.8%
% of Patients satisfied with the dentistry they have received	7	7	N/A	92.9%	94.4%	93.5%
% of Patients satisfied with the time they had to wait for an appointment	5	7	N/A	86.5%	88.1%	87.4%

* This is based on patients treated on this contract for their most recent course of treatment.

Figures in italics indicate the base number of FP17s or Patient Questionnaire responses are less than 100. N/A is shown where the base number of responses is less than 10 during the period. % is calculated as Quantity/Base number*100

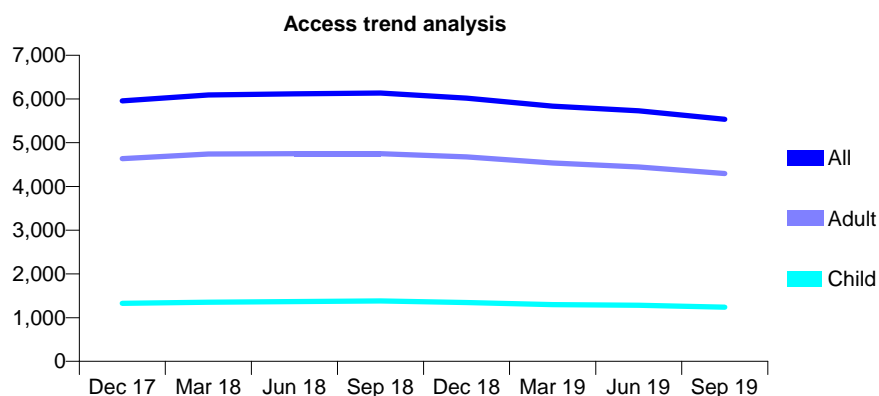
Q44 - Vital Signs At a Glance Contract Report for 143243/0004 - September 2019

Name or company name	IDH Ltd
Contract type name	GDS Contract
Purpose of contract	General
Contract start date	01/07/2008
Contract end date	

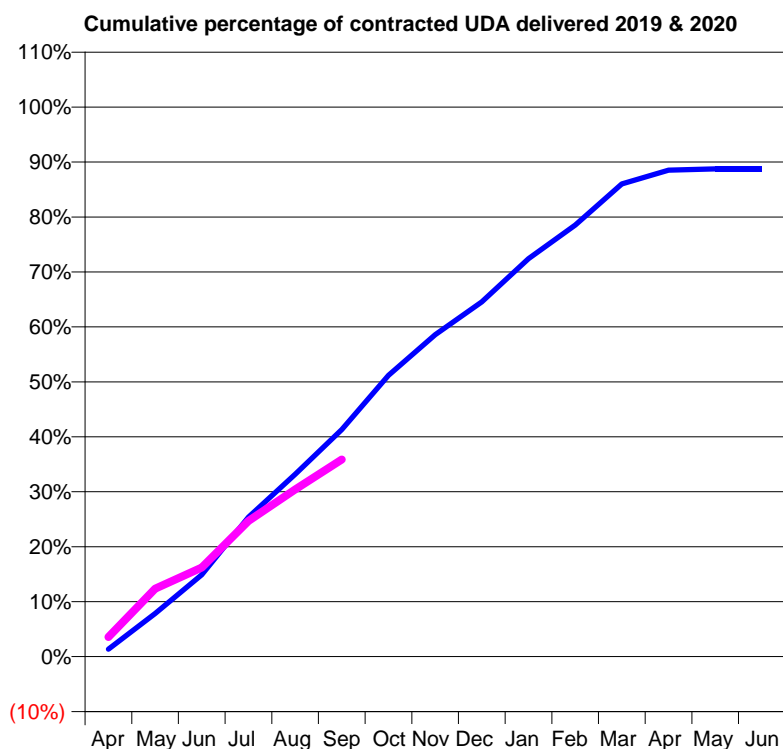
19/20 Contracted general activity (UDA)	17,095
Carry forward general activity (UDA)	0
19/20 Contracted orthodontic activity (UOA)	0
Carry forward orthodontic activity (UOA)	0
Baseline contract value	£376,432.02

ACCESS*

Patients seen in 24 months	Total	Change since previous quarter
Quarter ending September 2018	6,135	
Quarter ending December 2018	6,019	↓
Quarter ending March 2019	5,836	↓
Quarter ending June 2019	5,729	↓
Quarter ending September 2019	5,535	↓
Variance since September 2018	(9.8%)	↓



ACTIVITY



Month	Adjusted Scheduled Activity (UDA)	
	2019	2020
April	236	612
May	1,341	2,112
June	2,547	2,771
July	4,343	4,220
August	5,671	5,201
September	7,064	6,130
October	8,752	
November	10,016	
December	11,037	
January	12,382	
February	13,425	
March	14,704	
April	15,130	
May	15,174	
June	15,174	

QUALITY

	Quantity	Base Number	Contract	AT	Region	England
% of FP17s for the same patient ID Re-attending within 3 months - Children	42	787	5.3%	11.6%	12.1%	11.5%
% of FP17s for the same patient ID Re-attending within 3 months - Adults	298	2,539	11.7%	16.0%	15.6%	15.4%
% of FP17s for the same patient ID Re-attending between 3 & 9 months - Children	426	787	54.1%	57.9%	61.2%	59.7%
% of FP17s for the same patient ID Re-attending between 3 & 9 months - Adults	1,378	2,539	54.3%	52.7%	54.3%	51.7%
% of FP17s for Band 1 Urgent Courses	252	3,111	8.1%	9.9%	9.1%	9.2%
% of FP17s Relating to Free Repair or Replacements	26	3,111	0.8%	1.0%	0.9%	0.7%
% of FP17s Relating to Continuations	39	3,111	1.3%	1.0%	1.0%	0.8%
% of Patients satisfied with the dentistry they have received	5	5	N/A	92.9%	94.4%	93.5%
% of Patients satisfied with the time they had to wait for an appointment	5	5	N/A	86.5%	88.1%	87.4%

* This is based on patients treated on this contract for their most recent course of treatment. Figures in italics indicate the base number of FP17s or Patient Questionnaire responses are less than 100. N/A is shown where the base number of responses is less than 10 during the period. % is calculated as Quantity/Base number*100

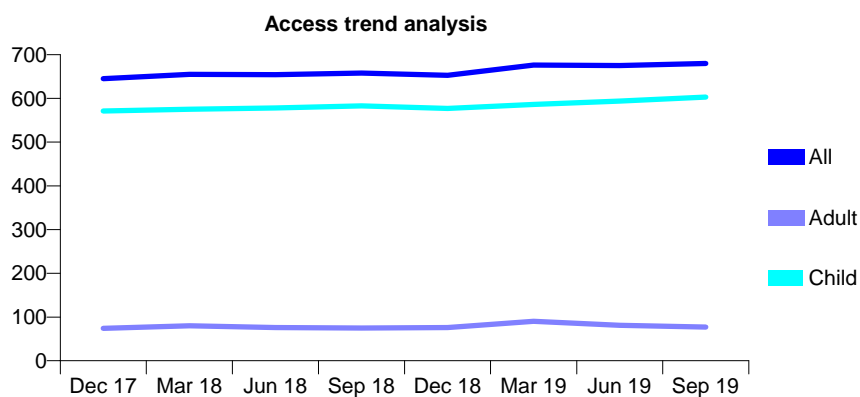
Q44 - Vital Signs At a Glance Contract Report for 144606/0001 - September 2019

Name or company name	Rock House Dental Practice
Contract type name	GDS Contract
Purpose of contract	General
Contract start date	01/11/2011
Contract end date	

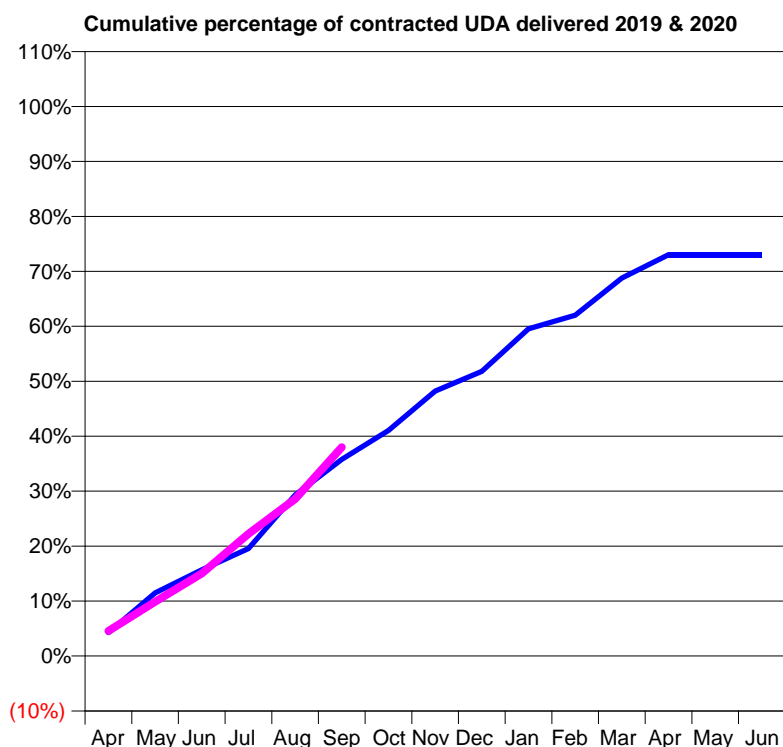
19/20 Contracted general activity (UDA)	1,498
Carry forward general activity (UDA)	0
19/20 Contracted orthodontic activity (UOA)	0
Carry forward orthodontic activity (UOA)	0
Baseline contract value	£39,386.32

ACCESS*

Patients seen in 24 months	Total	Change since previous quarter
Quarter ending September 2018	658	
Quarter ending December 2018	653	→
Quarter ending March 2019	676	↑
Quarter ending June 2019	675	→
Quarter ending September 2019	680	→
Variance since September 2018	3.3%	↑



ACTIVITY



Month	Adjusted Scheduled Activity (UDA)	
	2019	2020
April	64	68
May	172	148
June	235	225
July	293	333
August	439	428
September	536	569
October	615	
November	722	
December	776	
January	892	
February	929	
March	1,030	
April	1,094	
May	1,094	
June	1,094	

QUALITY

	Quantity	Base Number	Contract	AT	Region	England
% of FP17s for the same patient ID Re-attending within 3 months - Children	36	579	6.2%	11.6%	12.1%	11.5%
% of FP17s for the same patient ID Re-attending within 3 months - Adults	0	0	N/A	16.0%	15.6%	15.4%
% of FP17s for the same patient ID Re-attending between 3 & 9 months - Children	335	579	57.9%	57.9%	61.2%	59.7%
% of FP17s for the same patient ID Re-attending between 3 & 9 months - Adults	0	0	N/A	52.7%	54.3%	51.7%
% of FP17s for Band 1 Urgent Courses	0	461	0.0%	9.9%	9.1%	9.2%
% of FP17s Relating to Free Repair or Replacements	0	461	0.0%	1.0%	0.9%	0.7%
% of FP17s Relating to Continuations	12	461	2.6%	1.0%	1.0%	0.8%
% of Patients satisfied with the dentistry they have received	0	0	N/A	92.9%	94.4%	93.5%
% of Patients satisfied with the time they had to wait for an appointment	0	0	N/A	86.5%	88.1%	87.4%

* This is based on patients treated on this contract for their most recent course of treatment. Figures in italics indicate the base number of FP17s or Patient Questionnaire responses are less than 100. N/A is shown where the base number of responses is less than 10 during the period. % is calculated as Quantity/Base number*100

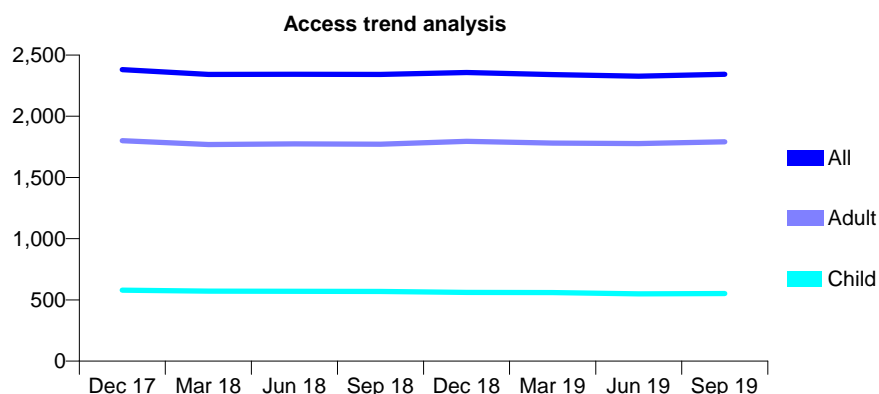
Q44 - Vital Signs At a Glance Contract Report for 145378/0001 - September 2019

Name or company name	Medinox Ltd
Contract type name	GDS Contract
Purpose of contract	General
Contract start date	01/01/2007
Contract end date	

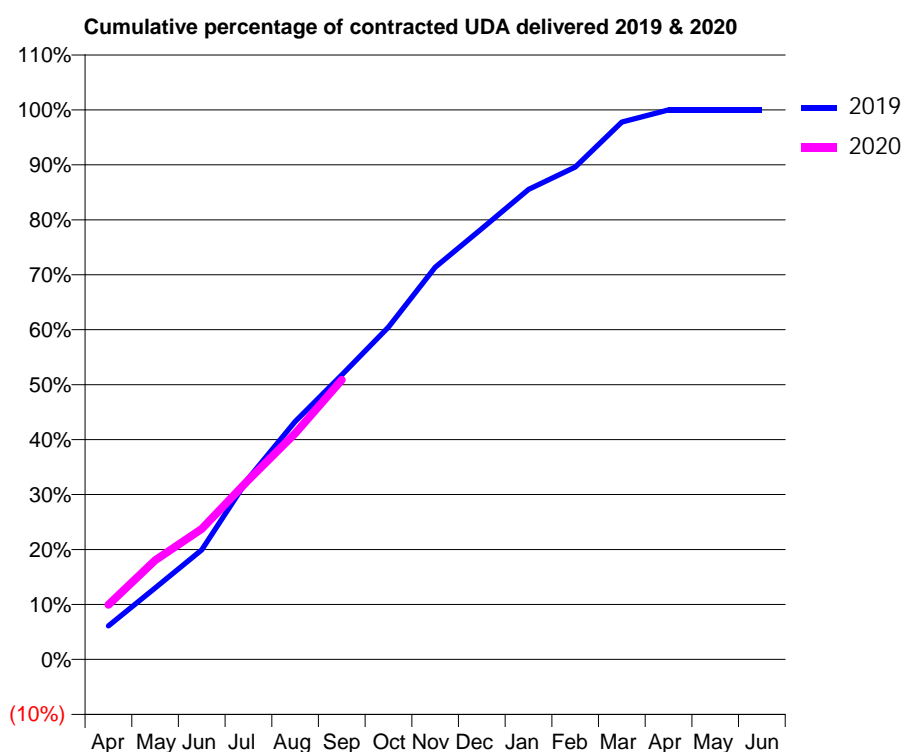
19/20 Contracted general activity (UDA)	8,631
Carry forward general activity (UDA)	0
19/20 Contracted orthodontic activity (UOA)	0
Carry forward orthodontic activity (UOA)	0
Baseline contract value	£212,434.72

ACCESS*

Patients seen in 24 months	Total	Change since previous quarter
Quarter ending September 2018	2,341	
Quarter ending December 2018	2,358	→
Quarter ending March 2019	2,340	→
Quarter ending June 2019	2,327	→
Quarter ending September 2019	2,344	→
Variance since September 2018	0.1%	→



ACTIVITY



Month	2019	2020
April	457	859
May	976	1,558
June	1,496	2,050
July	2,472	2,819
August	3,246	3,552
September	3,883	4,389
October	4,537	
November	5,353	
December	5,880	
January	6,415	
February	6,721	
March	7,333	
April	7,500	
May	7,500	
June	7,500	

QUALITY

	Quantity	Base Number	Contract	AT	Region	England
% of FP17s for the same patient ID Re-attending within 3 months - Children	20	490	4.1%	11.6%	12.1%	11.5%
% of FP17s for the same patient ID Re-attending within 3 months - Adults	142	1,481	9.6%	16.0%	15.6%	15.4%
% of FP17s for the same patient ID Re-attending between 3 & 9 months - Children	365	490	74.5%	57.9%	61.2%	59.7%
% of FP17s for the same patient ID Re-attending between 3 & 9 months - Adults	899	1,481	60.7%	52.7%	54.3%	51.7%
% of FP17s for Band 1 Urgent Courses	108	1,892	5.7%	9.9%	9.1%	9.2%
% of FP17s Relating to Free Repair or Replacements	14	1,892	0.7%	1.0%	0.9%	0.7%
% of FP17s Relating to Continuations	6	1,892	0.3%	1.0%	1.0%	0.8%
% of Patients satisfied with the dentistry they have received	3	3	N/A	92.9%	94.4%	93.5%
% of Patients satisfied with the time they had to wait for an appointment	3	3	N/A	86.5%	88.1%	87.4%

* This is based on patients treated on this contract for their most recent course of treatment. Figures in italics indicate the base number of FP17s or Patient Questionnaire responses are less than 100. N/A is shown where the base number of responses is less than 10 during the period. % is calculated as Quantity/Base number*100

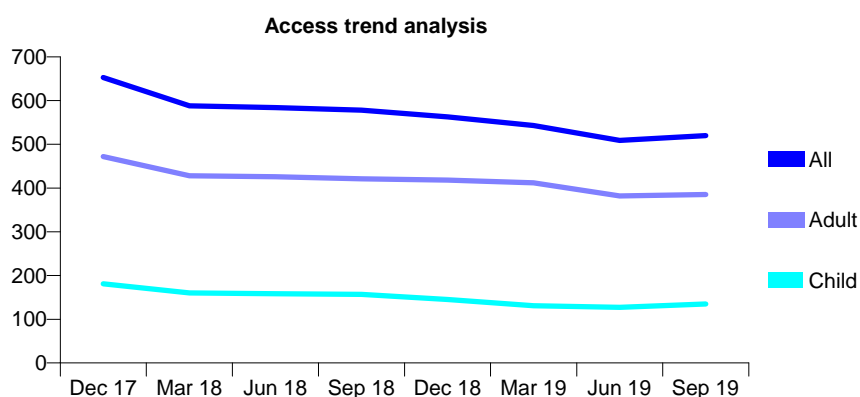
Q44 - Vital Signs At a Glance Contract Report for 146951/0001 - September 2019

Name or company name	Chester Smiles
Contract type name	GDS Contract
Purpose of contract	General
Contract start date	01/04/2014
Contract end date	

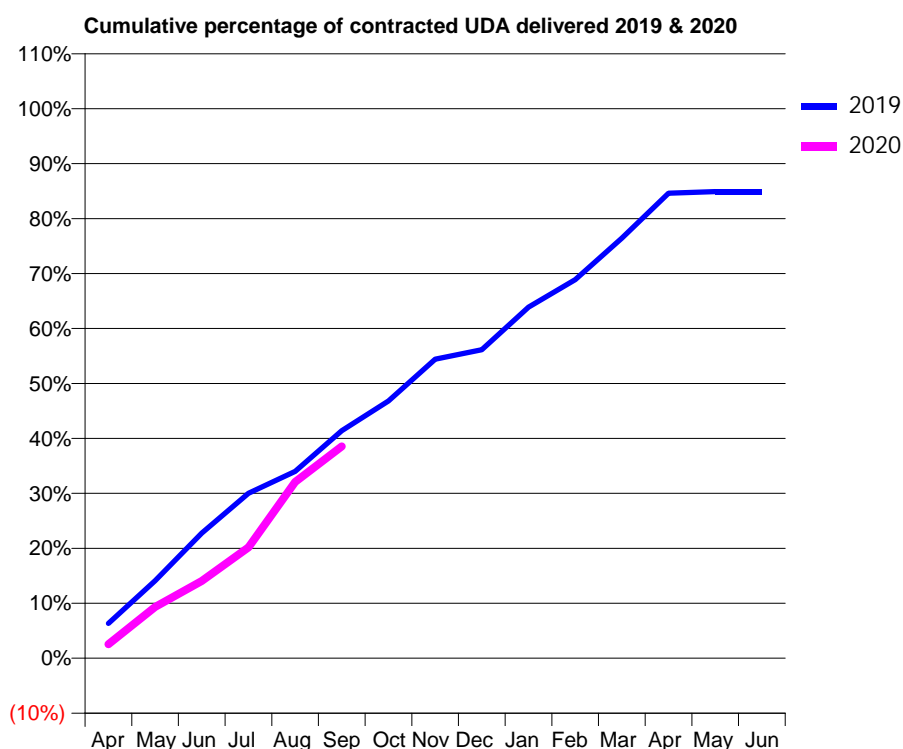
19/20 Contracted general activity (UDA)	1,400
Carry forward general activity (UDA)	0
19/20 Contracted orthodontic activity (UOA)	0
Carry forward orthodontic activity (UOA)	0
Baseline contract value	£30,616.81

ACCESS*

Patients seen in 24 months	Total	Change since previous quarter
Quarter ending September 2018	578	
Quarter ending December 2018	563	↓
Quarter ending March 2019	543	↓
Quarter ending June 2019	509	↓
Quarter ending September 2019	520	↑
Variance since September 2018	(10.0%)	↓



ACTIVITY



Month	2019	2020
April	89	36
May	197	131
June	319	197
July	420	283
August	476	449
September	579	540
October	656	
November	762	
December	786	
January	894	
February	964	
March	1,070	
April	1,185	
May	1,189	
June	1,189	

QUALITY

	Quantity	Base Number	Contract	AT	Region	England
% of FP17s for the same patient ID Re-attending within 3 months - Children	3	124	2.4%	11.6%	12.1%	11.5%
% of FP17s for the same patient ID Re-attending within 3 months - Adults	20	294	6.8%	16.0%	15.6%	15.4%
% of FP17s for the same patient ID Re-attending between 3 & 9 months - Children	61	124	49.2%	57.9%	61.2%	59.7%
% of FP17s for the same patient ID Re-attending between 3 & 9 months - Adults	134	294	45.6%	52.7%	54.3%	51.7%
% of FP17s for Band 1 Urgent Courses	13	340	3.8%	9.9%	9.1%	9.2%
% of FP17s Relating to Free Repair or Replacements	0	340	0.0%	1.0%	0.9%	0.7%
% of FP17s Relating to Continuations	5	340	1.5%	1.0%	1.0%	0.8%
% of Patients satisfied with the dentistry they have received	0	0	N/A	92.9%	94.4%	93.5%
% of Patients satisfied with the time they had to wait for an appointment	0	0	N/A	86.5%	88.1%	87.4%

* This is based on patients treated on this contract for their most recent course of treatment.

Figures in italics indicate the base number of FP17s or Patient Questionnaire responses are less than 100. N/A is shown where the base number of responses is less than 10 during the period. % is calculated as Quantity/Base number*100

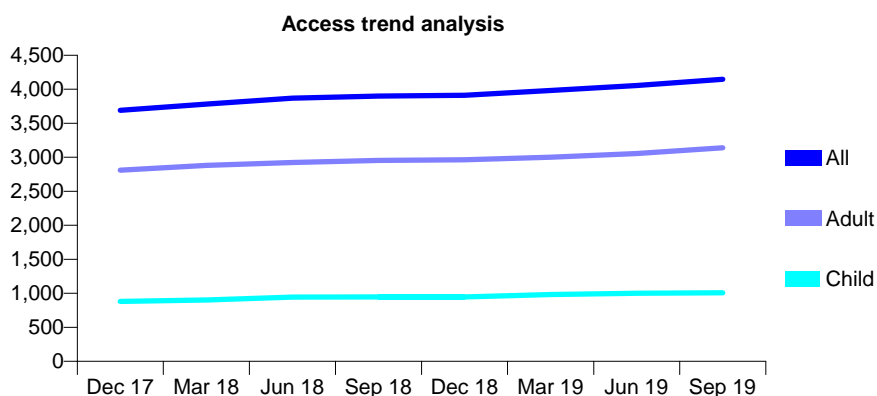
Q44 - Vital Signs At a Glance Contract Report for 146986/0001 - September 2019

Name or company name	Middlewich Street Dental Practice Ltd
Contract type name	GDS Contract
Purpose of contract	General
Contract start date	01/06/2011
Contract end date	

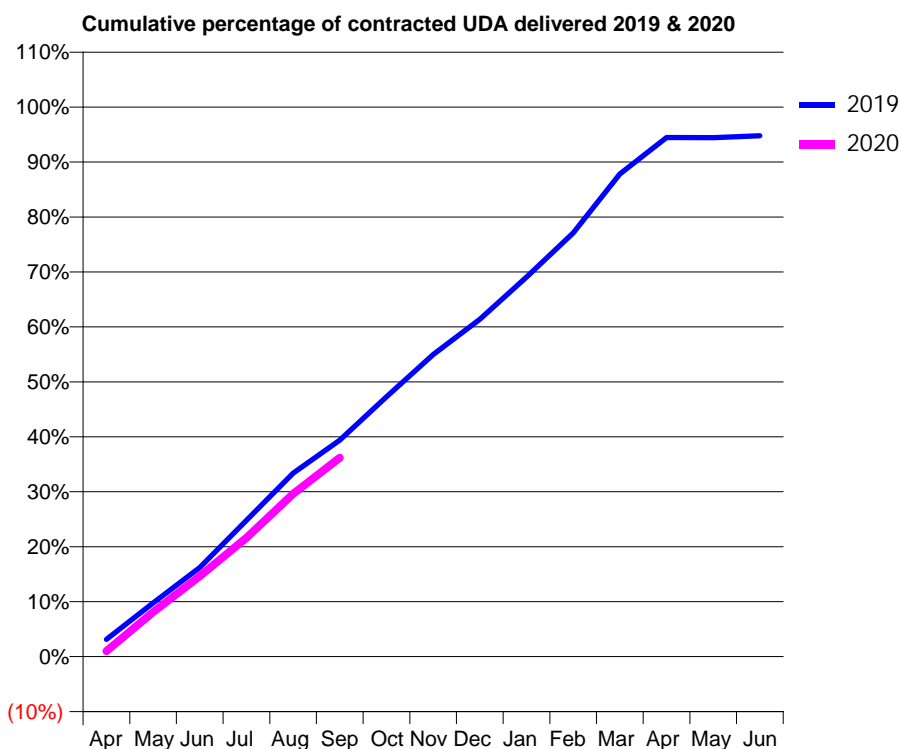
19/20 Contracted general activity (UDA)	12,106
Carry forward general activity (UDA)	0
19/20 Contracted orthodontic activity (UOA)	0
Carry forward orthodontic activity (UOA)	0
Baseline contract value	£354,815.08

ACCESS*

Patients seen in 24 months	Total	Change since previous quarter
Quarter ending September 2018	3,900	
Quarter ending December 2018	3,913	→
Quarter ending March 2019	3,983	→
Quarter ending June 2019	4,056	→
Quarter ending September 2019	4,149	↑
Variance since September 2018	6.4%	↑



ACTIVITY



Month	Adjusted Scheduled Activity (UDA)	
	2019	2020
April	381	123
May	1,183	982
June	1,963	1,772
July	3,003	2,618
August	4,043	3,589
September	4,770	4,381
October	5,723	
November	6,657	
December	7,431	
January	8,361	
February	9,336	
March	10,631	
April	11,435	
May	11,434	
June	11,473	

QUALITY

	Quantity	Base Number	Contract	AT	Region	England
% of FP17s for the same patient ID Re-attending within 3 months - Children	89	753	11.8%	11.6%	12.1%	11.5%
% of FP17s for the same patient ID Re-attending within 3 months - Adults	261	1,963	13.3%	16.0%	15.6%	15.4%
% of FP17s for the same patient ID Re-attending between 3 & 9 months - Children	411	753	54.6%	57.9%	61.2%	59.7%
% of FP17s for the same patient ID Re-attending between 3 & 9 months - Adults	1,036	1,963	52.8%	52.7%	54.3%	51.7%
% of FP17s for Band 1 Urgent Courses	117	2,251	5.2%	9.9%	9.1%	9.2%
% of FP17s Relating to Free Repair or Replacements	9	2,251	0.4%	1.0%	0.9%	0.7%
% of FP17s Relating to Continuations	11	2,251	0.5%	1.0%	1.0%	0.8%
% of Patients satisfied with the dentistry they have received	3	3	N/A	92.9%	94.4%	93.5%
% of Patients satisfied with the time they had to wait for an appointment	3	3	N/A	86.5%	88.1%	87.4%

* This is based on patients treated on this contract for their most recent course of treatment. Figures in italics indicate the base number of FP17s or Patient Questionnaire responses are less than 100. N/A is shown where the base number of responses is less than 10 during the period. % is calculated as Quantity/Base number*100

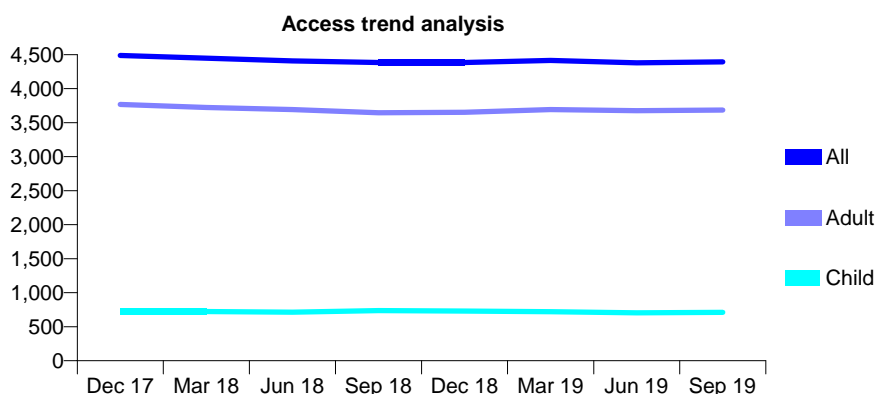
Q44 - Vital Signs At a Glance Contract Report for 147079/0001 - September 2019

Name or company name	McTooth Limited
Contract type name	GDS Contract
Purpose of contract	General
Contract start date	01/08/2010
Contract end date	

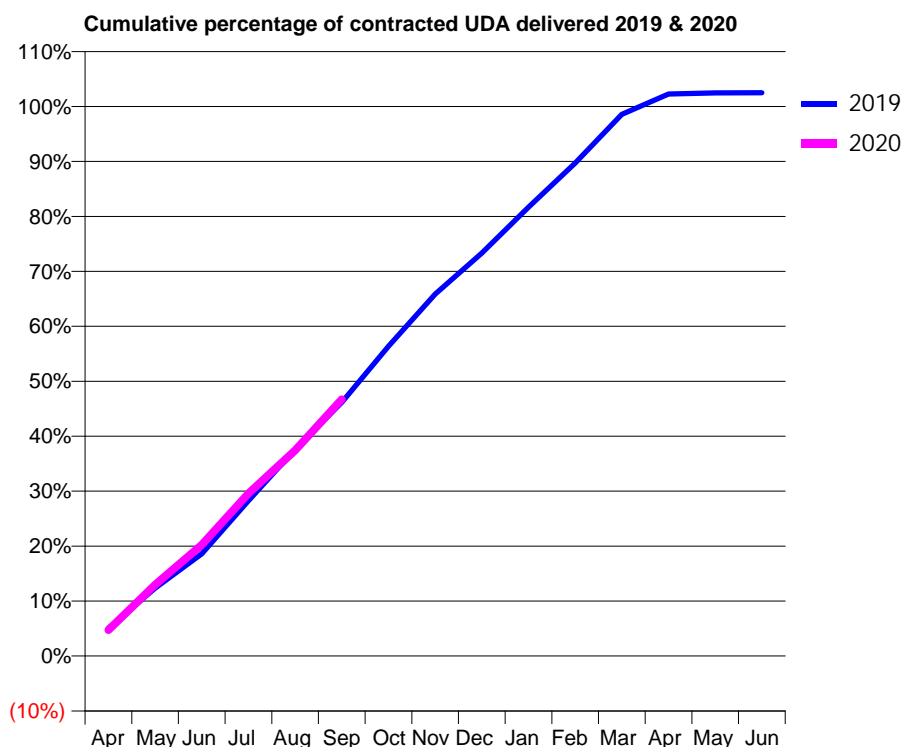
19/20 Contracted general activity (UDA)	13,128
Carry forward general activity (UDA)	0
19/20 Contracted orthodontic activity (UOA)	0
Carry forward orthodontic activity (UOA)	0
Baseline contract value	£328,789.13

ACCESS*

Patients seen in 24 months	Total	Change since previous quarter
Quarter ending September 2018	4,385	
Quarter ending December 2018	4,385	→
Quarter ending March 2019	4,415	→
Quarter ending June 2019	4,380	→
Quarter ending September 2019	4,396	→
Variance since September 2018	0.3%	→



ACTIVITY



Month	Adjusted Scheduled Activity (UDA)	
	2019	2020
April	665	622
May	1,622	1,703
June	2,443	2,655
July	3,709	3,883
August	4,940	4,915
September	6,058	6,132
October	7,397	
November	8,644	
December	9,624	
January	10,721	
February	11,776	
March	12,939	
April	13,423	
May	13,451	
June	13,454	

QUALITY

	Quantity	Base Number	Contract	AT	Region	England
% of FP17s for the same patient ID Re-attending within 3 months - Children	30	524	5.7%	11.6%	12.1%	11.5%
% of FP17s for the same patient ID Re-attending within 3 months - Adults	296	2,585	11.5%	16.0%	15.6%	15.4%
% of FP17s for the same patient ID Re-attending between 3 & 9 months - Children	312	524	59.5%	57.9%	61.2%	59.7%
% of FP17s for the same patient ID Re-attending between 3 & 9 months - Adults	1,632	2,585	63.1%	52.7%	54.3%	51.7%
% of FP17s for Band 1 Urgent Courses	244	2,895	8.4%	9.9%	9.1%	9.2%
% of FP17s Relating to Free Repair or Replacements	4	2,895	0.1%	1.0%	0.9%	0.7%
% of FP17s Relating to Continuations	19	2,895	0.7%	1.0%	1.0%	0.8%
% of Patients satisfied with the dentistry they have received	4	4	N/A	92.9%	94.4%	93.5%
% of Patients satisfied with the time they had to wait for an appointment	3	4	N/A	86.5%	88.1%	87.4%

* This is based on patients treated on this contract for their most recent course of treatment. Figures in italics indicate the base number of FP17s or Patient Questionnaire responses are less than 100. N/A is shown where the base number of responses is less than 10 during the period. % is calculated as Quantity/Base number*100

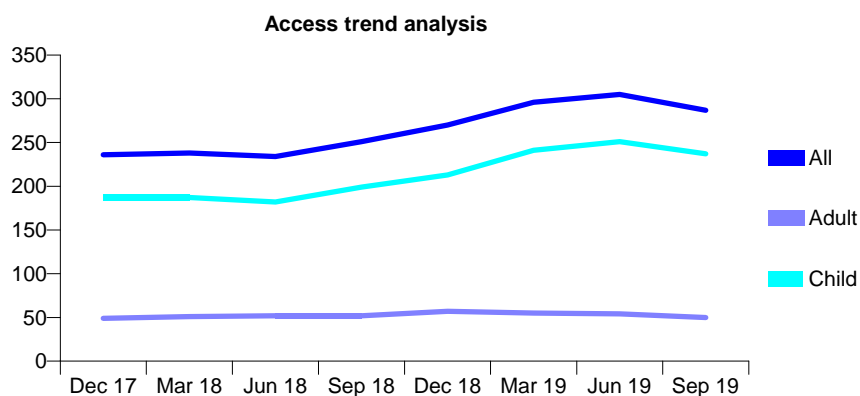
Q44 - Vital Signs At a Glance Contract Report for 148059/0001 - September 2019

Name or company name	Globe Dental Practice
Contract type name	GDS Contract
Purpose of contract	General
Contract start date	01/06/2015
Contract end date	

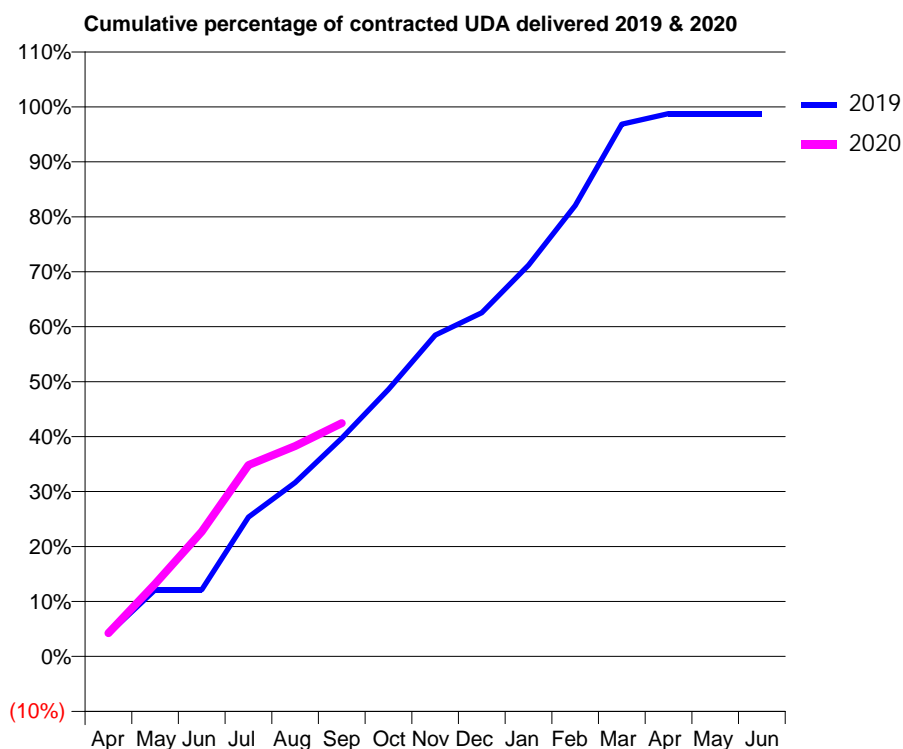
19/20 Contracted general activity (UDA)	1,299
Carry forward general activity (UDA)	16
19/20 Contracted orthodontic activity (UOA)	0
Carry forward orthodontic activity (UOA)	0
Baseline contract value	£31,463.46

ACCESS*

Patients seen in 24 months	Total	Change since previous quarter
Quarter ending September 2018	251	
Quarter ending December 2018	270	↑
Quarter ending March 2019	296	↑
Quarter ending June 2019	305	↑
Quarter ending September 2019	287	↓
Variance since September 2018	14.3%	↑



ACTIVITY



Month	Adjusted Scheduled Activity (UDA)	
	2019	2020
April	53	55
May	158	172
June	158	295
July	329	452
August	411	497
September	516	552
October	631	
November	759	
December	813	
January	925	
February	1,066	
March	1,258	
April	1,283	
May	1,283	
June	1,283	

QUALITY

	Quantity	Base Number	Contract	AT	Region	England
% of FP17s for the same patient ID Re-attending within 3 months - Children	28	228	12.3%	11.6%	12.1%	11.5%
% of FP17s for the same patient ID Re-attending within 3 months - Adults	5	20	25.0%	16.0%	15.6%	15.4%
% of FP17s for the same patient ID Re-attending between 3 & 9 months - Children	150	228	65.8%	57.9%	61.2%	59.7%
% of FP17s for the same patient ID Re-attending between 3 & 9 months - Adults	10	20	50.0%	52.7%	54.3%	51.7%
% of FP17s for Band 1 Urgent Courses	8	239	3.3%	9.9%	9.1%	9.2%
% of FP17s Relating to Free Repair or Replacements	0	239	0.0%	1.0%	0.9%	0.7%
% of FP17s Relating to Continuations	1	239	0.4%	1.0%	1.0%	0.8%
% of Patients satisfied with the dentistry they have received	0	0	N/A	92.9%	94.4%	93.5%
% of Patients satisfied with the time they had to wait for an appointment	0	0	N/A	86.5%	88.1%	87.4%

* This is based on patients treated on this contract for their most recent course of treatment. Figures in italics indicate the base number of FP17s or Patient Questionnaire responses are less than 100. N/A is shown where the base number of responses is less than 10 during the period. % is calculated as Quantity/Base number*100

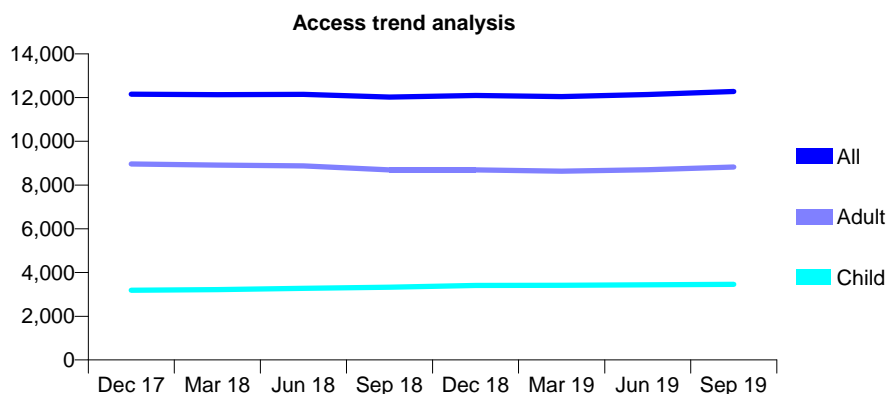
Q44 - Vital Signs At a Glance Contract Report for 150428/0001 - September 2019

Name or company name	The Parks Dental Partnership
Contract type name	Pilot Contract
Purpose of contract	General
Contract start date	01/04/2011
Contract end date	

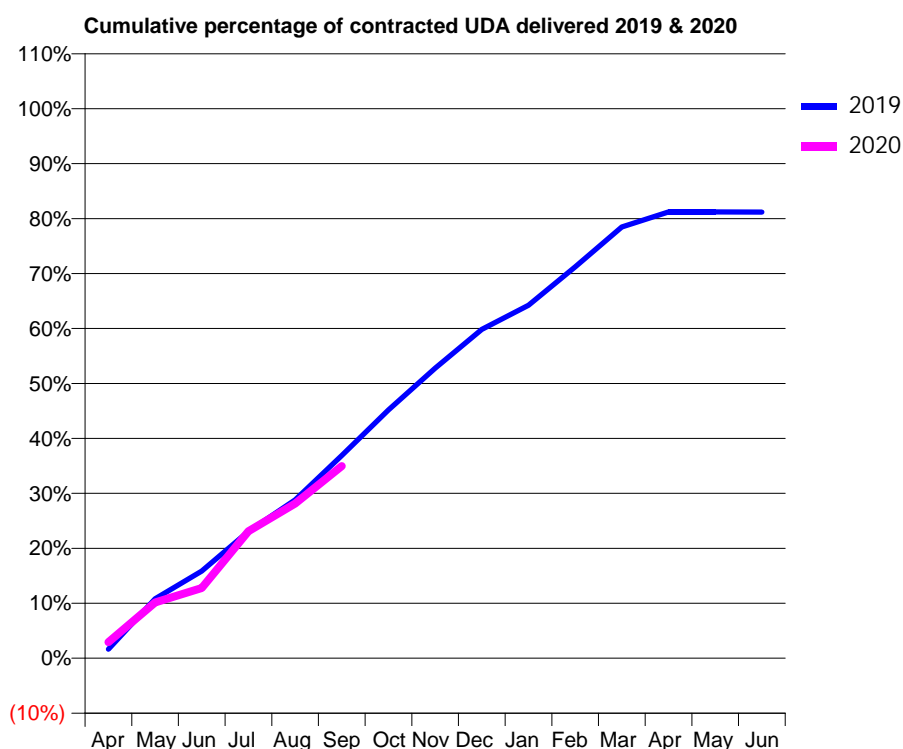
19/20 Contracted general activity (UDA)	39,868
Carry forward general activity (UDA)	0
19/20 Contracted orthodontic activity (UOA)	0
Carry forward orthodontic activity (UOA)	0
Baseline contract value	£1,234,292.99

ACCESS*

Patients seen in 24 months	Total	Change since previous quarter
Quarter ending September 2018	12,023	
Quarter ending December 2018	12,098	→
Quarter ending March 2019	12,047	→
Quarter ending June 2019	12,145	→
Quarter ending September 2019	12,280	→
Variance since September 2018	2.1%	↑



ACTIVITY



Month	2019	2020
April	660	1,163
May	4,310	4,053
June	6,324	5,093
July	9,206	9,218
August	11,490	11,224
September	14,700	13,939
October	18,023	
November	21,043	
December	23,856	
January	25,608	
February	28,389	
March	31,280	
April	32,380	
May	32,373	
June	32,367	

QUALITY

	Quantity	Base Number	Contract	AT	Region	England
% of FP17s for the same patient ID Re-attending within 3 months - Children	76	1,814	4.2%	11.6%	12.1%	11.5%
% of FP17s for the same patient ID Re-attending within 3 months - Adults	289	4,444	6.5%	16.0%	15.6%	15.4%
% of FP17s for the same patient ID Re-attending between 3 & 9 months - Children	787	1,814	43.4%	57.9%	61.2%	59.7%
% of FP17s for the same patient ID Re-attending between 3 & 9 months - Adults	1,871	4,444	42.1%	52.7%	54.3%	51.7%
% of FP17s for Band 1 Urgent Courses	57	5,479	1.0%	9.9%	9.1%	9.2%
% of FP17s Relating to Free Repair or Replacements	59	5,479	1.1%	1.0%	0.9%	0.7%
% of FP17s Relating to Continuations	35	5,479	0.6%	1.0%	1.0%	0.8%
% of Patients satisfied with the dentistry they have received	3	3	N/A	92.9%	94.4%	93.5%
% of Patients satisfied with the time they had to wait for an appointment	3	3	N/A	86.5%	88.1%	87.4%

* This is based on patients treated on this contract for their most recent course of treatment. Figures in italics indicate the base number of FP17s or Patient Questionnaire responses are less than 100. N/A is shown where the base number of responses is less than 10 during the period. % is calculated as Quantity/Base number*100

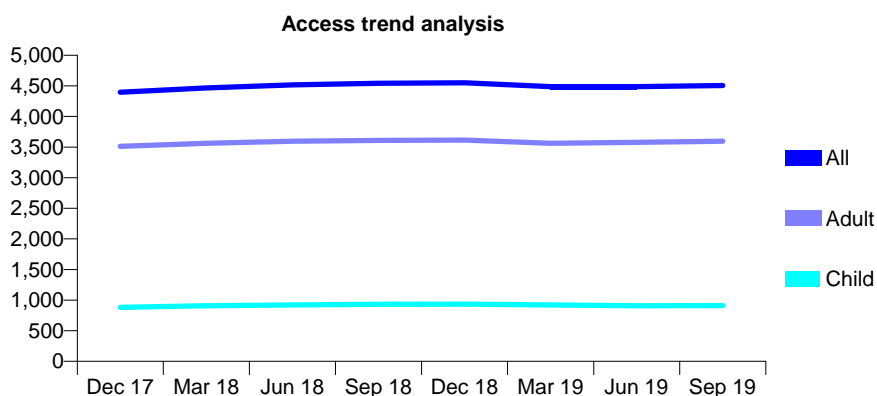
Q44 - Vital Signs At a Glance Contract Report for 150541/0001 - September 2019

Name or company name	Glenside Dental Practice
Contract type name	GDS Contract
Purpose of contract	General
Contract start date	01/04/2009
Contract end date	

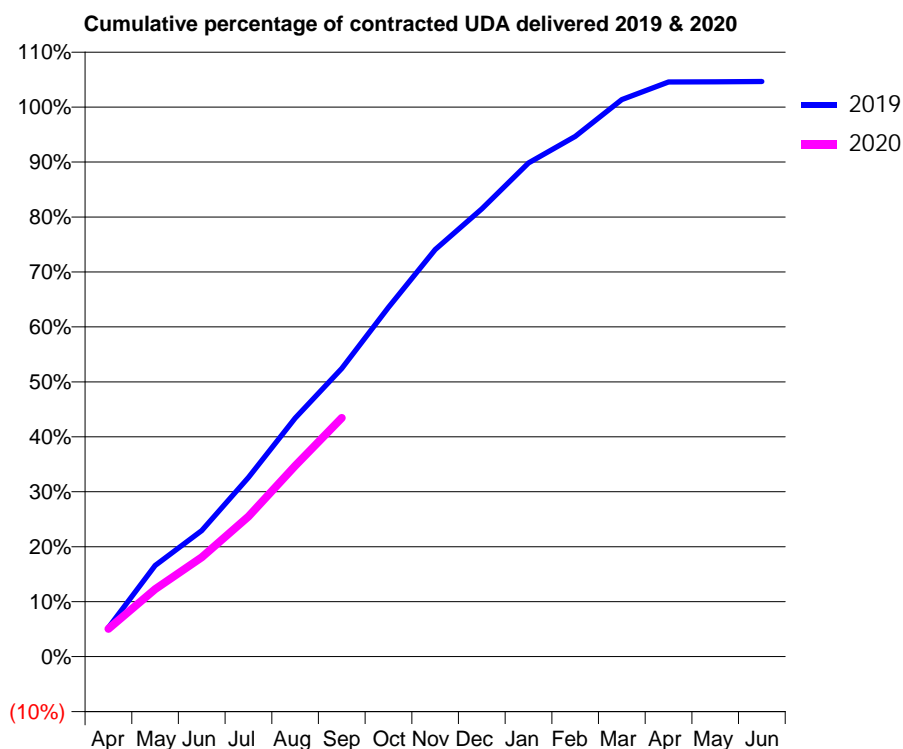
19/20 Contracted general activity (UDA)	8,800
Carry forward general activity (UDA)	0
19/20 Contracted orthodontic activity (UOA)	0
Carry forward orthodontic activity (UOA)	0
Baseline contract value	£255,235.75

ACCESS*

Patients seen in 24 months	Total	Change since previous quarter
Quarter ending September 2018	4,541	
Quarter ending December 2018	4,551	→
Quarter ending March 2019	4,486	↓
Quarter ending June 2019	4,486	→
Quarter ending September 2019	4,507	→
Variance since September 2018	(0.7%)	→



ACTIVITY



Month	Adjusted Scheduled Activity (UDA)	
	2019	2020
April	465	446
May	1,460	1,083
June	2,019	1,591
July	2,869	2,242
August	3,819	3,058
September	4,614	3,822
October	5,593	
November	6,518	
December	7,170	
January	7,905	
February	8,329	
March	8,919	
April	9,201	
May	9,205	
June	9,208	

QUALITY

	Quantity	Base Number	Contract	AT	Region	England
% of FP17s for the same patient ID Re-attending within 3 months - Children	43	618	7.0%	11.6%	12.1%	11.5%
% of FP17s for the same patient ID Re-attending within 3 months - Adults	342	2,624	13.0%	16.0%	15.6%	15.4%
% of FP17s for the same patient ID Re-attending between 3 & 9 months - Children	359	618	58.1%	57.9%	61.2%	59.7%
% of FP17s for the same patient ID Re-attending between 3 & 9 months - Adults	1,370	2,624	52.2%	52.7%	54.3%	51.7%
% of FP17s for Band 1 Urgent Courses	318	2,268	14.0%	9.9%	9.1%	9.2%
% of FP17s Relating to Free Repair or Replacements	15	2,268	0.7%	1.0%	0.9%	0.7%
% of FP17s Relating to Continuations	2	2,268	0.1%	1.0%	1.0%	0.8%
% of Patients satisfied with the dentistry they have received	3	3	N/A	92.9%	94.4%	93.5%
% of Patients satisfied with the time they had to wait for an appointment	3	3	N/A	86.5%	88.1%	87.4%

* This is based on patients treated on this contract for their most recent course of treatment. Figures in italics indicate the base number of FP17s or Patient Questionnaire responses are less than 100. N/A is shown where the base number of responses is less than 10 during the period. % is calculated as Quantity/Base number*100

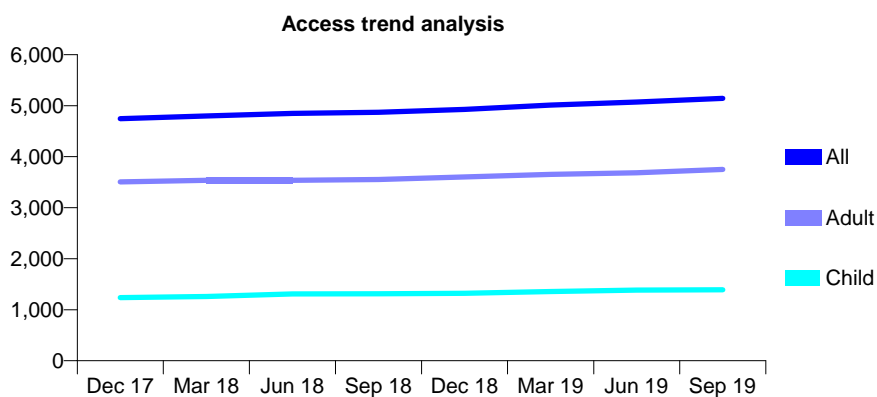
Q44 - Vital Signs At a Glance Contract Report for 151300/0001 - September 2019

Name or company name	Saltney Dental Practice
Contract type name	GDS Contract
Purpose of contract	General
Contract start date	01/04/2009
Contract end date	

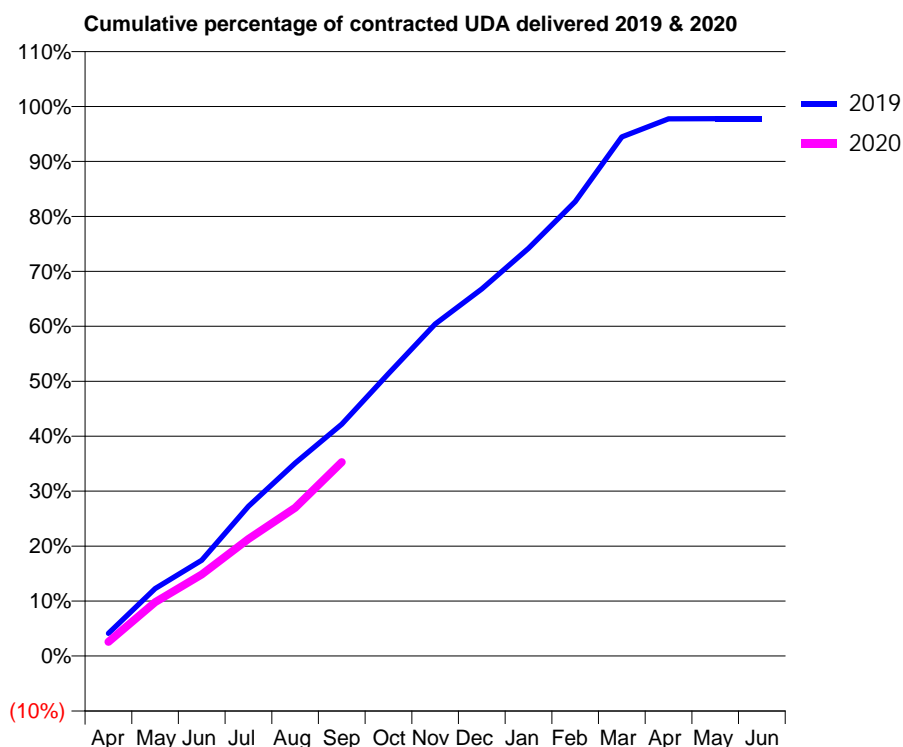
19/20 Contracted general activity (UDA)	14,000
Carry forward general activity (UDA)	311
19/20 Contracted orthodontic activity (UOA)	0
Carry forward orthodontic activity (UOA)	0
Baseline contract value	£331,787.32

ACCESS*

Patients seen in 24 months	Total	Change since previous quarter
Quarter ending September 2018	4,870	
Quarter ending December 2018	4,926	→
Quarter ending March 2019	5,011	→
Quarter ending June 2019	5,071	→
Quarter ending September 2019	5,144	→
Variance since September 2018	5.6%	↑



ACTIVITY



Month	Adjusted Scheduled Activity (UDA)	
	2019	2020
April	577	361
May	1,722	1,375
June	2,442	2,076
July	3,814	2,986
August	4,914	3,775
September	5,905	4,936
October	7,192	
November	8,456	
December	9,352	
January	10,387	
February	11,578	
March	13,223	
April	13,684	
May	13,689	
June	13,689	

QUALITY

	Quantity	Base Number	Contract	AT	Region	England
% of FP17s for the same patient ID Re-attending within 3 months - Children	51	837	6.1%	11.6%	12.1%	11.5%
% of FP17s for the same patient ID Re-attending within 3 months - Adults	214	2,016	10.6%	16.0%	15.6%	15.4%
% of FP17s for the same patient ID Re-attending between 3 & 9 months - Children	401	837	47.9%	57.9%	61.2%	59.7%
% of FP17s for the same patient ID Re-attending between 3 & 9 months - Adults	898	2,016	44.5%	52.7%	54.3%	51.7%
% of FP17s for Band 1 Urgent Courses	262	2,655	9.9%	9.9%	9.1%	9.2%
% of FP17s Relating to Free Repair or Replacements	13	2,655	0.5%	1.0%	0.9%	0.7%
% of FP17s Relating to Continuations	6	2,655	0.2%	1.0%	1.0%	0.8%
% of Patients satisfied with the dentistry they have received	0	0	N/A	92.9%	94.4%	93.5%
% of Patients satisfied with the time they had to wait for an appointment	0	0	N/A	86.5%	88.1%	87.4%

* This is based on patients treated on this contract for their most recent course of treatment. Figures in italics indicate the base number of FP17s or Patient Questionnaire responses are less than 100. N/A is shown where the base number of responses is less than 10 during the period. % is calculated as Quantity/Base number*100

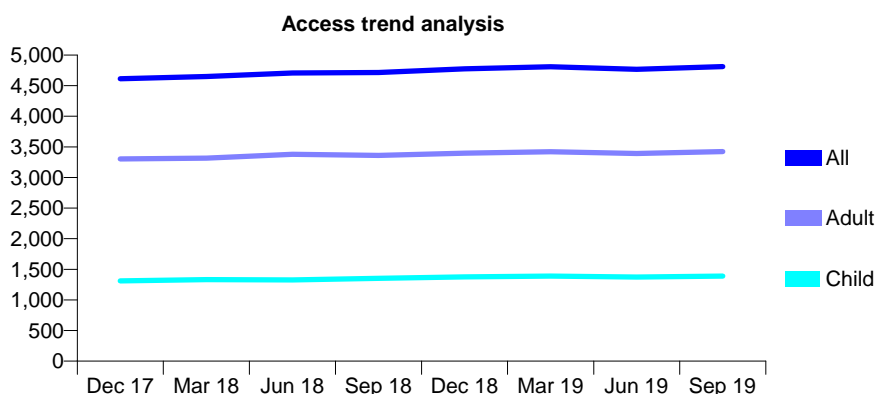
Q44 - Vital Signs At a Glance Contract Report for 151718/0001 - September 2019

Name or company name	Xeon Smiles UK Ltd
Contract type name	PDS Contract
Purpose of contract	General
Contract start date	01/04/2009
Contract end date	31/03/2021

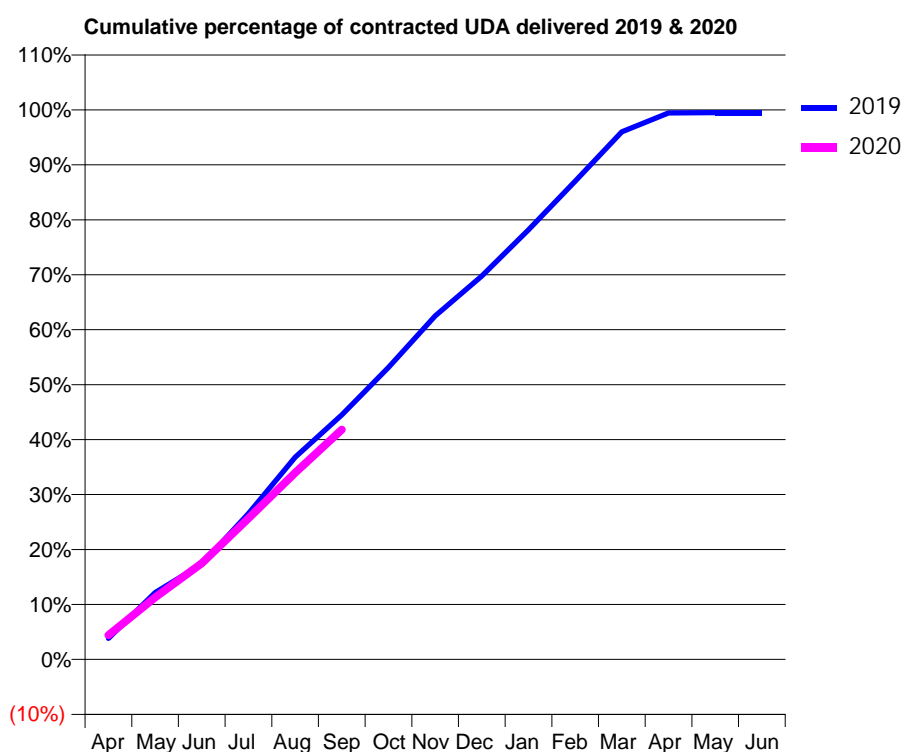
19/20 Contracted general activity (UDA)	12,000
Carry forward general activity (UDA)	63
19/20 Contracted orthodontic activity (UOA)	0
Carry forward orthodontic activity (UOA)	0
Baseline contract value	£292,876.40

ACCESS*

Patients seen in 24 months	Total	Change since previous quarter
Quarter ending September 2018	4,715	
Quarter ending December 2018	4,774	→
Quarter ending March 2019	4,810	→
Quarter ending June 2019	4,767	→
Quarter ending September 2019	4,812	→
Variance since September 2018	2.1%	↑



ACTIVITY



Month	Adjusted Scheduled Activity (UDA)	
	2019	2020
April	462	529
May	1,461	1,354
June	2,079	2,098
July	3,188	3,079
August	4,416	4,078
September	5,338	5,016
October	6,376	
November	7,501	
December	8,369	
January	9,382	
February	10,444	
March	11,521	
April	11,932	
May	11,937	
June	11,937	

QUALITY

	Quantity	Base Number	Contract	AT	Region	England
% of FP17s for the same patient ID Re-attending within 3 months - Children	66	1,154	5.7%	11.6%	12.1%	11.5%
% of FP17s for the same patient ID Re-attending within 3 months - Adults	217	2,111	10.3%	16.0%	15.6%	15.4%
% of FP17s for the same patient ID Re-attending between 3 & 9 months - Children	722	1,154	62.6%	57.9%	61.2%	59.7%
% of FP17s for the same patient ID Re-attending between 3 & 9 months - Adults	1,119	2,111	53.0%	52.7%	54.3%	51.7%
% of FP17s for Band 1 Urgent Courses	181	3,026	6.0%	9.9%	9.1%	9.2%
% of FP17s Relating to Free Repair or Replacements	23	3,026	0.8%	1.0%	0.9%	0.7%
% of FP17s Relating to Continuations	11	3,026	0.4%	1.0%	1.0%	0.8%
% of Patients satisfied with the dentistry they have received	2	2	N/A	92.9%	94.4%	93.5%
% of Patients satisfied with the time they had to wait for an appointment	1	2	N/A	86.5%	88.1%	87.4%

* This is based on patients treated on this contract for their most recent course of treatment. Figures in italics indicate the base number of FP17s or Patient Questionnaire responses are less than 100. N/A is shown where the base number of responses is less than 10 during the period. % is calculated as Quantity/Base number*100

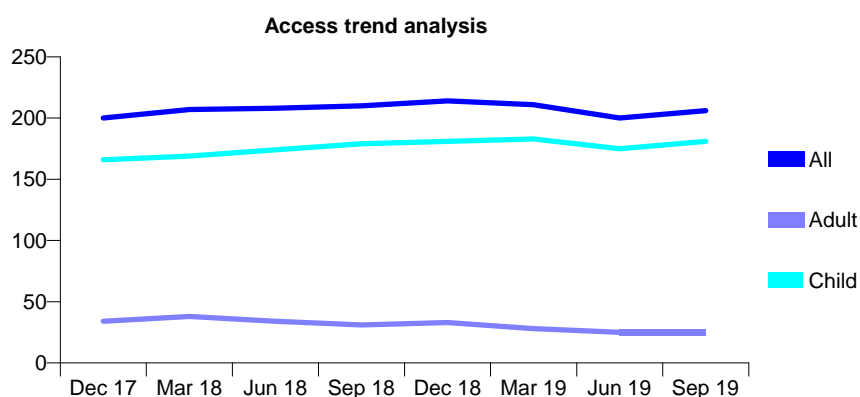
Q44 - Vital Signs At a Glance Contract Report for 151955/0001 - September 2019

Name or company name	Redcliffe Dental Practice
Contract type name	PDS Contract
Purpose of contract	General
Contract start date	01/08/2014
Contract end date	31/07/2024

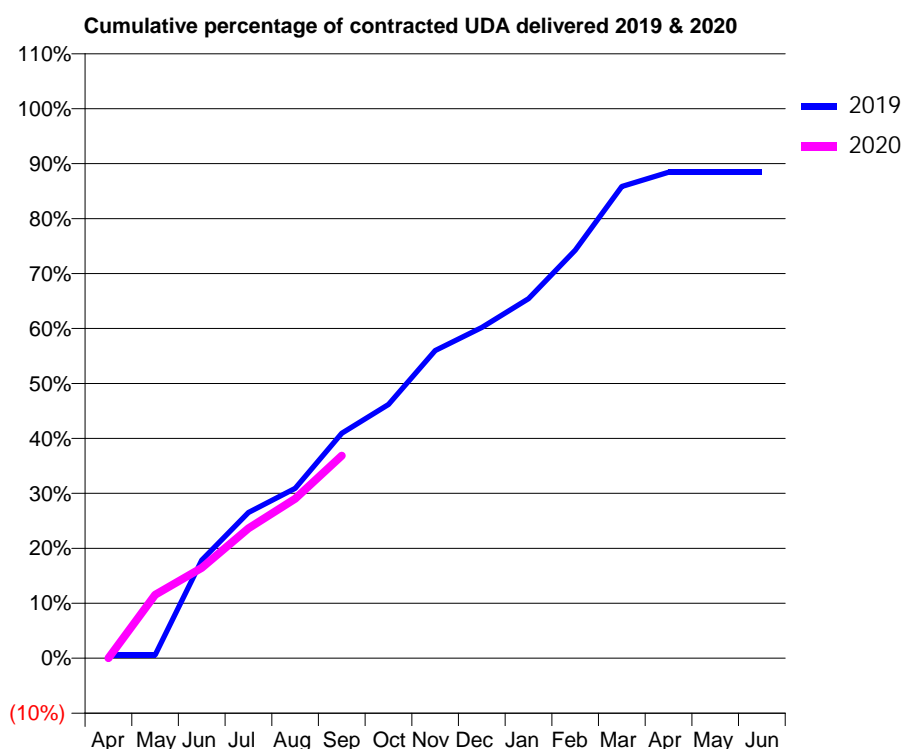
19/20 Contracted general activity (UDA)	500
Carry forward general activity (UDA)	0
19/20 Contracted orthodontic activity (UOA)	0
Carry forward orthodontic activity (UOA)	0
Baseline contract value	£13,840.67

ACCESS*

Patients seen in 24 months	Total	Change since previous quarter
Quarter ending September 2018	210	
Quarter ending December 2018	214	→
Quarter ending March 2019	211	↓
Quarter ending June 2019	200	↓
Quarter ending September 2019	206	↑
Variance since September 2018	(1.9%)	↓



ACTIVITY



Month	2019	2020
April	3	0
May	3	58
June	89	82
July	133	118
August	155	145
September	205	184
October	231	
November	280	
December	301	
January	327	
February	371	
March	429	
April	442	
May	442	
June	442	

QUALITY

	Quantity	Base Number	Contract	AT	Region	England
% of FP17s for the same patient ID Re-attending within 3 months - Children	12	150	8.0%	11.6%	12.1%	11.5%
% of FP17s for the same patient ID Re-attending within 3 months - Adults	1	3	33.3%	16.0%	15.6%	15.4%
% of FP17s for the same patient ID Re-attending between 3 & 9 months - Children	106	150	70.7%	57.9%	61.2%	59.7%
% of FP17s for the same patient ID Re-attending between 3 & 9 months - Adults	2	3	66.7%	52.7%	54.3%	51.7%
% of FP17s for Band 1 Urgent Courses	6	139	4.3%	9.9%	9.1%	9.2%
% of FP17s Relating to Free Repair or Replacements	2	139	1.4%	1.0%	0.9%	0.7%
% of FP17s Relating to Continuations	0	139	0.0%	1.0%	1.0%	0.8%
% of Patients satisfied with the dentistry they have received	0	0	N/A	92.9%	94.4%	93.5%
% of Patients satisfied with the time they had to wait for an appointment	0	0	N/A	86.5%	88.1%	87.4%

* This is based on patients treated on this contract for their most recent course of treatment.

Figures in italics indicate the base number of FP17s or Patient Questionnaire responses are less than 100. N/A is shown where the base number of responses is less than 10 during the period. % is calculated as Quantity/Base number*100

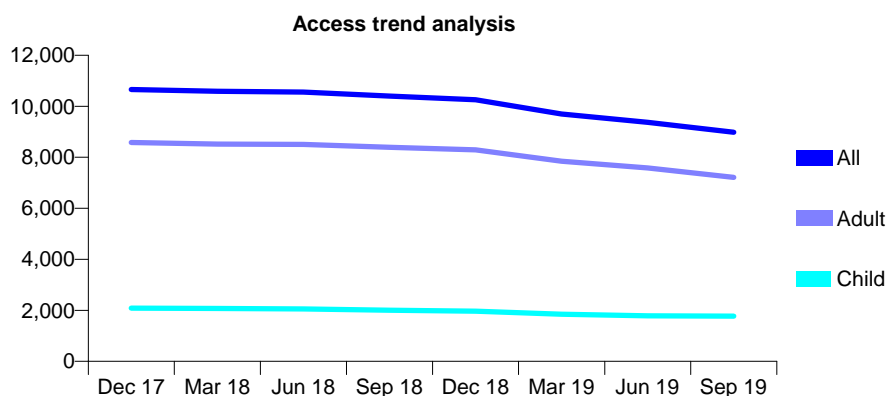
Q44 - Vital Signs At a Glance Contract Report for 152528/0001 - September 2019

Name or company name	Northgate Dental Health
Contract type name	GDS Contract
Purpose of contract	General
Contract start date	01/04/2014
Contract end date	

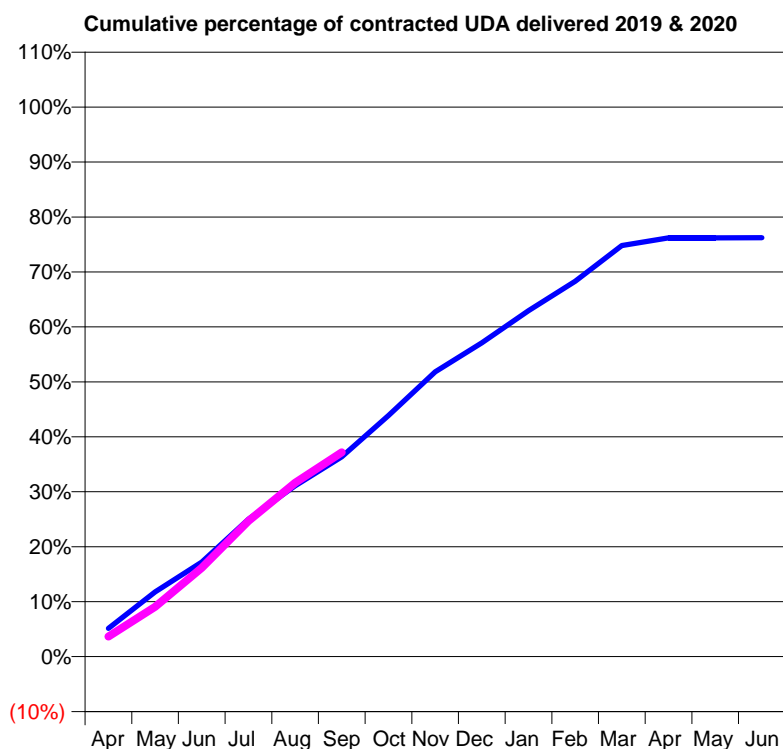
19/20 Contracted general activity (UDA)	28,330
Carry forward general activity (UDA)	0
19/20 Contracted orthodontic activity (UOA)	0
Carry forward orthodontic activity (UOA)	0
Baseline contract value	£691,487.40

ACCESS*

Patients seen in 24 months	Total	Change since previous quarter
Quarter ending September 2018	10,402	
Quarter ending December 2018	10,256	↓
Quarter ending March 2019	9,695	↓
Quarter ending June 2019	9,372	↓
Quarter ending September 2019	8,983	↓
Variance since September 2018	(13.6%)	↓



ACTIVITY



Month	Adjusted Scheduled Activity (UDA)	
	2019	2020
April	1,463	1,033
May	3,340	2,567
June	4,872	4,575
July	7,082	6,995
August	8,813	8,958
September	10,302	10,530
October	12,436	
November	14,678	
December	16,173	
January	17,835	
February	19,349	
March	21,191	
April	21,589	
May	21,592	
June	21,595	

QUALITY

	Quantity	Base Number	Contract	AT	Region	England
% of FP17s for the same patient ID Re-attending within 3 months - Children	44	1,110	4.0%	11.6%	12.1%	11.5%
% of FP17s for the same patient ID Re-attending within 3 months - Adults	434	3,723	11.7%	16.0%	15.6%	15.4%
% of FP17s for the same patient ID Re-attending between 3 & 9 months - Children	436	1,110	39.3%	57.9%	61.2%	59.7%
% of FP17s for the same patient ID Re-attending between 3 & 9 months - Adults	1,431	3,723	38.4%	52.7%	54.3%	51.7%
% of FP17s for Band 1 Urgent Courses	368	4,635	7.9%	9.9%	9.1%	9.2%
% of FP17s Relating to Free Repair or Replacements	30	4,635	0.6%	1.0%	0.9%	0.7%
% of FP17s Relating to Continuations	63	4,635	1.4%	1.0%	1.0%	0.8%
% of Patients satisfied with the dentistry they have received	3	3	N/A	92.9%	94.4%	93.5%
% of Patients satisfied with the time they had to wait for an appointment	3	3	N/A	86.5%	88.1%	87.4%

* This is based on patients treated on this contract for their most recent course of treatment. Figures in italics indicate the base number of FP17s or Patient Questionnaire responses are less than 100. N/A is shown where the base number of responses is less than 10 during the period. % is calculated as Quantity/Base number*100

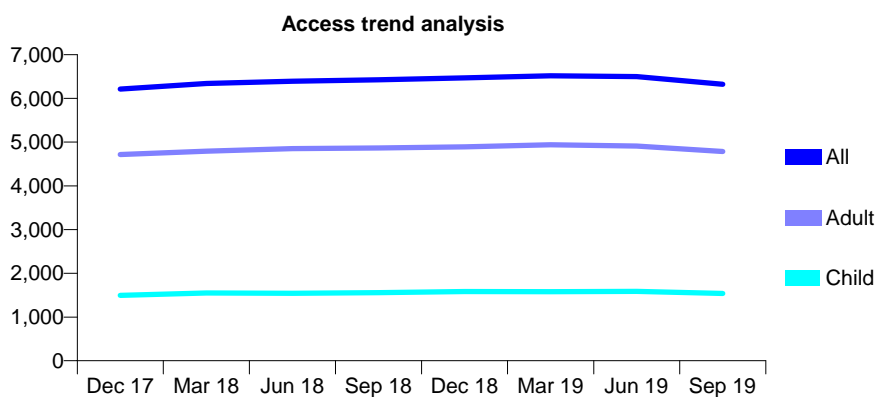
Q44 - Vital Signs At a Glance Contract Report for 152730/0001 - September 2019

Name or company name	PJS CARE LTD
Contract type name	GDS Contract
Purpose of contract	General
Contract start date	01/04/2011
Contract end date	

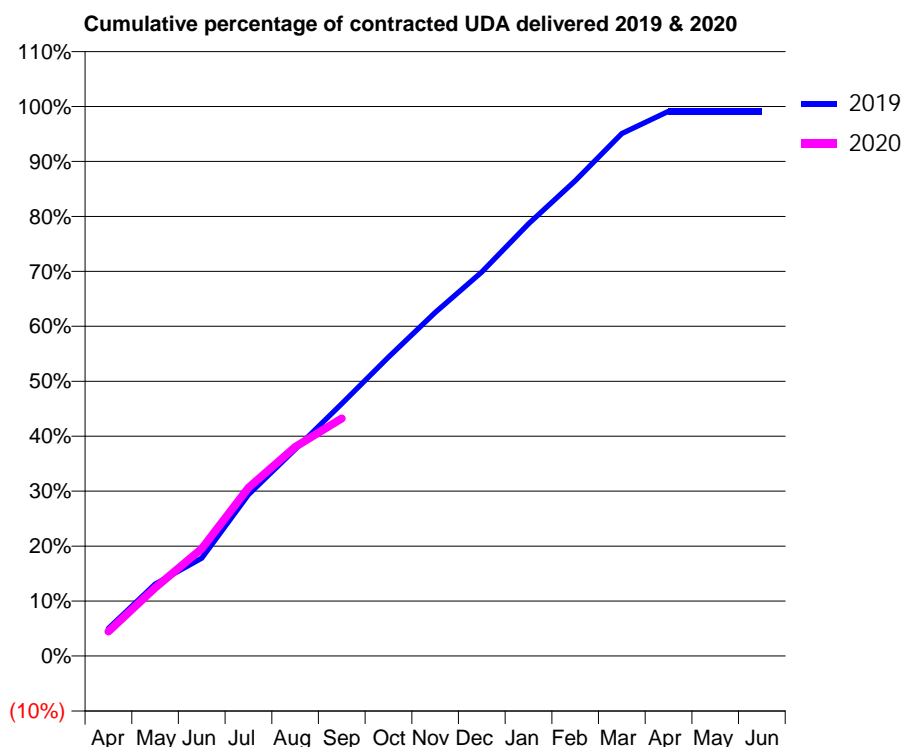
19/20 Contracted general activity (UDA)	15,554
Carry forward general activity (UDA)	137
19/20 Contracted orthodontic activity (UOA)	0
Carry forward orthodontic activity (UOA)	0
Baseline contract value	£441,134.66

ACCESS*

Patients seen in 24 months	Total	Change since previous quarter
Quarter ending September 2018	6,425	
Quarter ending December 2018	6,471	→
Quarter ending March 2019	6,517	→
Quarter ending June 2019	6,498	→
Quarter ending September 2019	6,325	↓
Variance since September 2018	(1.6%)	↓



ACTIVITY



Month	Adjusted Scheduled Activity (UDA)	
	2019	2020
April	783	697
May	2,035	1,934
June	2,774	3,037
July	4,568	4,763
August	5,851	5,920
September	7,138	6,723
October	8,460	
November	9,725	
December	10,869	
January	12,232	
February	13,451	
March	14,785	
April	15,415	
May	15,417	
June	15,417	

QUALITY

	Quantity	Base Number	Contract	AT	Region	England
% of FP17s for the same patient ID Re-attending within 3 months - Children	83	1,205	6.9%	11.6%	12.1%	11.5%
% of FP17s for the same patient ID Re-attending within 3 months - Adults	550	3,041	18.1%	16.0%	15.6%	15.4%
% of FP17s for the same patient ID Re-attending between 3 & 9 months - Children	732	1,205	60.7%	57.9%	61.2%	59.7%
% of FP17s for the same patient ID Re-attending between 3 & 9 months - Adults	1,310	3,041	43.1%	52.7%	54.3%	51.7%
% of FP17s for Band 1 Urgent Courses	463	3,584	12.9%	9.9%	9.1%	9.2%
% of FP17s Relating to Free Repair or Replacements	37	3,584	1.0%	1.0%	0.9%	0.7%
% of FP17s Relating to Continuations	29	3,584	0.8%	1.0%	1.0%	0.8%
% of Patients satisfied with the dentistry they have received	1	1	N/A	92.9%	94.4%	93.5%
% of Patients satisfied with the time they had to wait for an appointment	0	1	N/A	86.5%	88.1%	87.4%

* This is based on patients treated on this contract for their most recent course of treatment. Figures in italics indicate the base number of FP17s or Patient Questionnaire responses are less than 100. N/A is shown where the base number of responses is less than 10 during the period. % is calculated as Quantity/Base number*100

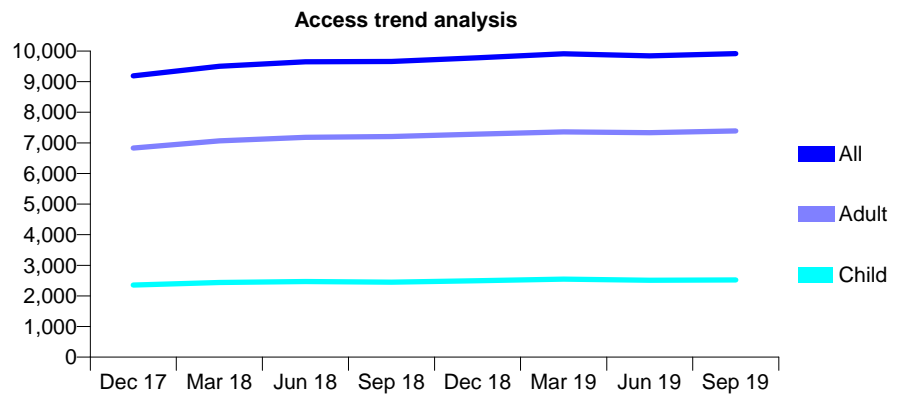
Q44 - Vital Signs At a Glance Contract Report for 152730/0002 - September 2019

Name or company name	PJS CARE LTD
Contract type name	GDS Contract
Purpose of contract	General
Contract start date	01/04/2011
Contract end date	

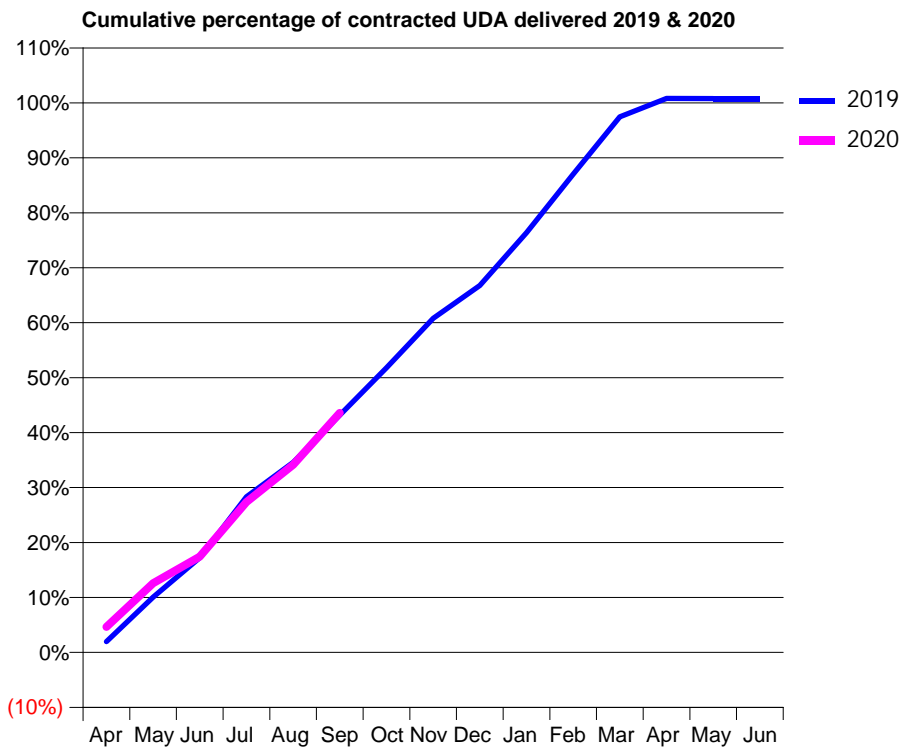
19/20 Contracted general activity (UDA)	26,924
Carry forward general activity (UDA)	0
19/20 Contracted orthodontic activity (UOA)	0
Carry forward orthodontic activity (UOA)	0
Baseline contract value	£854,259.56

ACCESS*

Patients seen in 24 months	Total	Change since previous quarter
Quarter ending September 2018	9,661	
Quarter ending December 2018	9,780	→
Quarter ending March 2019	9,912	→
Quarter ending June 2019	9,843	→
Quarter ending September 2019	9,916	→
Variance since September 2018	2.6%	↑



ACTIVITY



Month	Adjusted Scheduled Activity (UDA)	
	2019	2020
April	532	1,248
May	2,706	3,391
June	4,634	4,695
July	7,626	7,366
August	9,316	9,197
September	11,625	11,734
October	13,943	
November	16,371	
December	17,975	
January	20,567	
February	23,430	
March	26,245	
April	27,138	
May	27,133	
June	27,128	

QUALITY

	Quantity	Base Number	Contract	AT	Region	England
% of FP17s for the same patient ID Re-attending within 3 months - Children	180	1,653	10.9%	11.6%	12.1%	11.5%
% of FP17s for the same patient ID Re-attending within 3 months - Adults	773	4,391	17.6%	16.0%	15.6%	15.4%
% of FP17s for the same patient ID Re-attending between 3 & 9 months - Children	774	1,653	46.8%	57.9%	61.2%	59.7%
% of FP17s for the same patient ID Re-attending between 3 & 9 months - Adults	1,813	4,391	41.3%	52.7%	54.3%	51.7%
% of FP17s for Band 1 Urgent Courses	800	5,357	14.9%	9.9%	9.1%	9.2%
% of FP17s Relating to Free Repair or Replacements	43	5,357	0.8%	1.0%	0.9%	0.7%
% of FP17s Relating to Continuations	27	5,357	0.5%	1.0%	1.0%	0.8%
% of Patients satisfied with the dentistry they have received	0	2	N/A	92.9%	94.4%	93.5%
% of Patients satisfied with the time they had to wait for an appointment	2	2	N/A	86.5%	88.1%	87.4%

* This is based on patients treated on this contract for their most recent course of treatment. Figures in italics indicate the base number of FP17s or Patient Questionnaire responses are less than 100. N/A is shown where the base number of responses is less than 10 during the period. % is calculated as Quantity/Base number*100

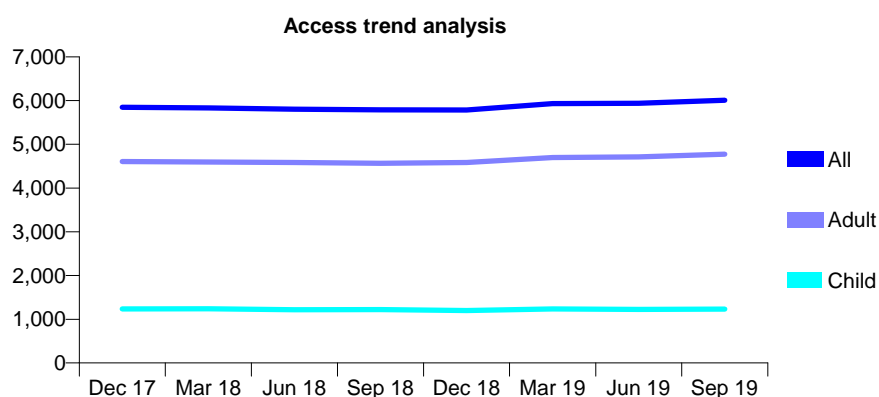
Q44 - Vital Signs At a Glance Contract Report for 156558/0001 - September 2019

Name or company name	Wentworth Practice Ltd
Contract type name	GDS Contract
Purpose of contract	General
Contract start date	12/07/2008
Contract end date	

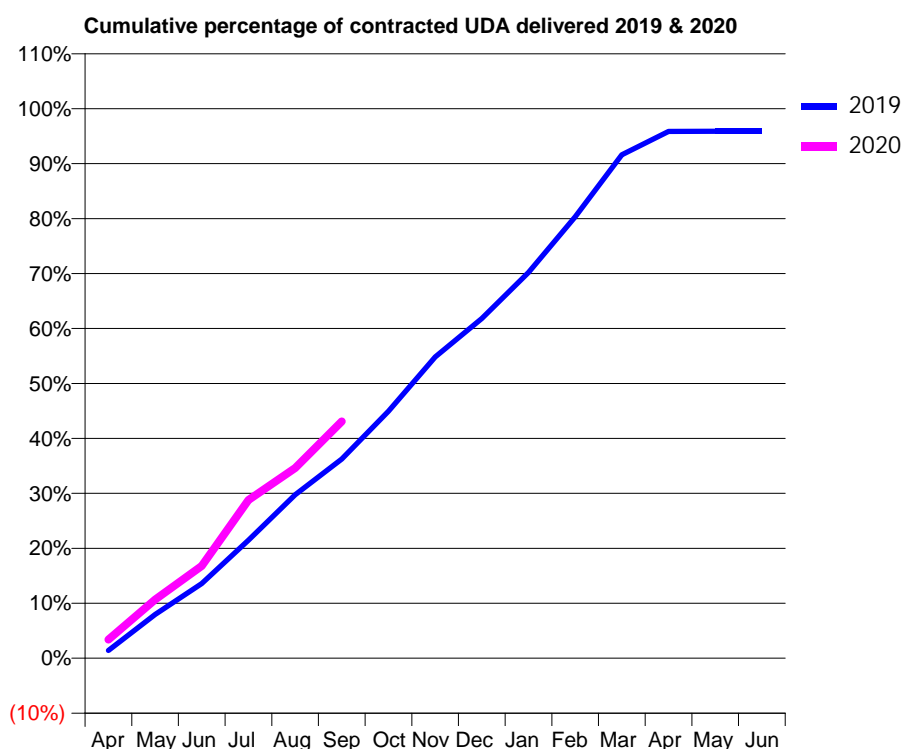
19/20 Contracted general activity (UDA)	17,605
Carry forward general activity (UDA)	0
19/20 Contracted orthodontic activity (UOA)	0
Carry forward orthodontic activity (UOA)	0
Baseline contract value	£473,340.12

ACCESS*

Patients seen in 24 months	Total	Change since previous quarter
Quarter ending September 2018	5,787	
Quarter ending December 2018	5,784	→
Quarter ending March 2019	5,932	↑
Quarter ending June 2019	5,941	→
Quarter ending September 2019	6,007	→
Variance since September 2018	3.8%	↑



ACTIVITY



Month	2019	2020
April	249	595
May	1,405	1,879
June	2,395	2,961
July	3,783	5,069
August	5,234	6,094
September	6,381	7,587
October	7,913	
November	9,653	
December	10,884	
January	12,359	
February	14,145	
March	16,125	
April	16,879	
May	16,880	
June	16,880	

QUALITY

	Quantity	Base Number	Contract	AT	Region	England
% of FP17s for the same patient ID Re-attending within 3 months - Children	69	828	8.3%	11.6%	12.1%	11.5%
% of FP17s for the same patient ID Re-attending within 3 months - Adults	565	3,460	16.3%	16.0%	15.6%	15.4%
% of FP17s for the same patient ID Re-attending between 3 & 9 months - Children	506	828	61.1%	57.9%	61.2%	59.7%
% of FP17s for the same patient ID Re-attending between 3 & 9 months - Adults	2,022	3,460	58.4%	52.7%	54.3%	51.7%
% of FP17s for Band 1 Urgent Courses	385	3,940	9.8%	9.9%	9.1%	9.2%
% of FP17s Relating to Free Repair or Replacements	41	3,940	1.0%	1.0%	0.9%	0.7%
% of FP17s Relating to Continuations	101	3,940	2.6%	1.0%	1.0%	0.8%
% of Patients satisfied with the dentistry they have received	8	9	N/A	92.9%	94.4%	93.5%
% of Patients satisfied with the time they had to wait for an appointment	9	9	N/A	86.5%	88.1%	87.4%

* This is based on patients treated on this contract for their most recent course of treatment.

Figures in italics indicate the base number of FP17s or Patient Questionnaire responses are less than 100. N/A is shown where the base number of responses is less than 10 during the period. % is calculated as Quantity/Base number*100

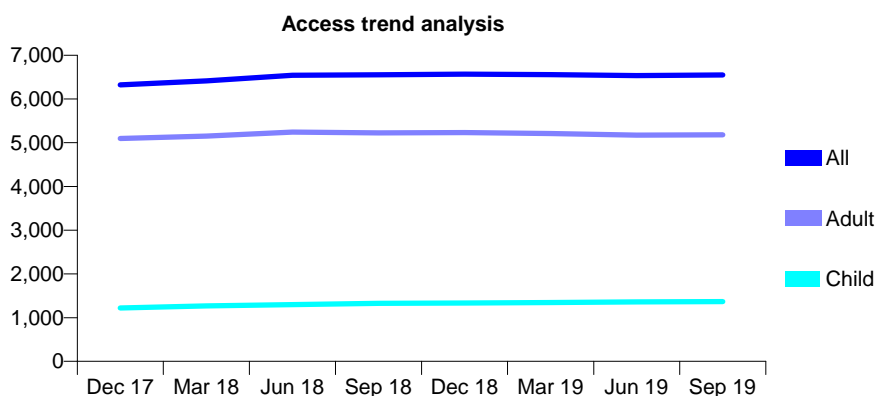
Q44 - Vital Signs At a Glance Contract Report for 156647/0001 - September 2019

Name or company name	Hosside Dental Partnership
Contract type name	GDS Contract
Purpose of contract	General
Contract start date	26/04/2013
Contract end date	

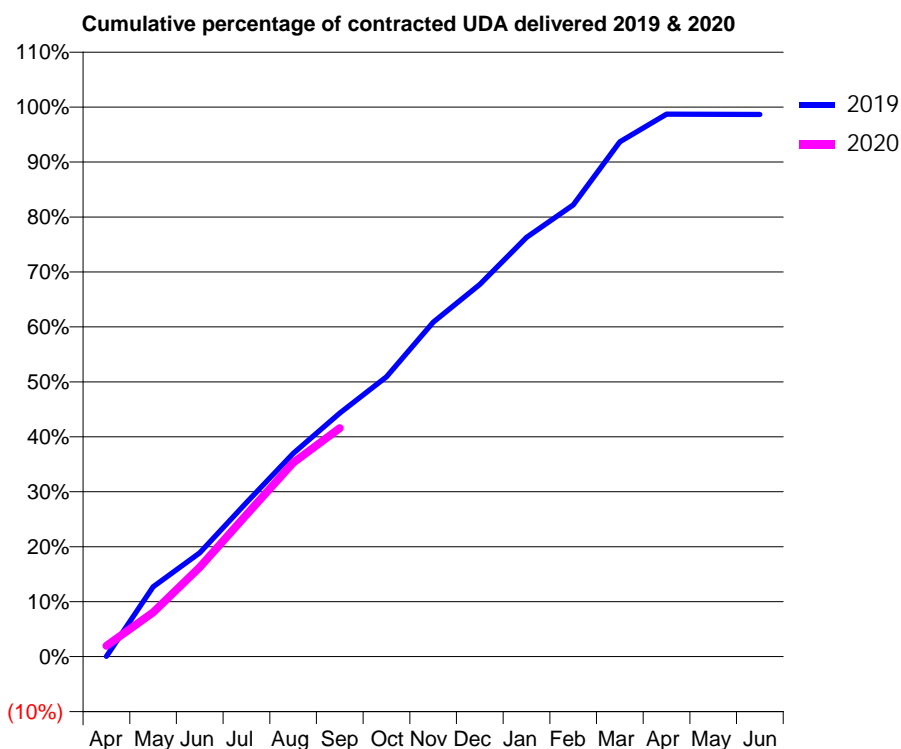
19/20 Contracted general activity (UDA)	19,498
Carry forward general activity (UDA)	259
19/20 Contracted orthodontic activity (UOA)	0
Carry forward orthodontic activity (UOA)	0
Baseline contract value	£546,161.84

ACCESS*

Patients seen in 24 months	Total	Change since previous quarter
Quarter ending September 2018	6,553	
Quarter ending December 2018	6,568	→
Quarter ending March 2019	6,557	→
Quarter ending June 2019	6,535	→
Quarter ending September 2019	6,549	→
Variance since September 2018	(0.1%)	→



ACTIVITY



Month	Adjusted Scheduled Activity (UDA)	
	2019	2020
April	5	385
May	2,483	1,574
June	3,685	3,171
July	5,469	5,031
August	7,209	6,882
September	8,642	8,107
October	9,929	
November	11,864	
December	13,205	
January	14,873	
February	16,027	
March	18,259	
April	19,246	
May	19,241	
June	19,238	

QUALITY

	Quantity	Base Number	Contract	AT	Region	England
% of FP17s for the same patient ID Re-attending within 3 months - Children	60	1,094	5.5%	11.6%	12.1%	11.5%
% of FP17s for the same patient ID Re-attending within 3 months - Adults	486	3,943	12.3%	16.0%	15.6%	15.4%
% of FP17s for the same patient ID Re-attending between 3 & 9 months - Children	748	1,094	68.4%	57.9%	61.2%	59.7%
% of FP17s for the same patient ID Re-attending between 3 & 9 months - Adults	2,549	3,943	64.6%	52.7%	54.3%	51.7%
% of FP17s for Band 1 Urgent Courses	356	4,231	8.4%	9.9%	9.1%	9.2%
% of FP17s Relating to Free Repair or Replacements	54	4,231	1.3%	1.0%	0.9%	0.7%
% of FP17s Relating to Continuations	20	4,231	0.5%	1.0%	1.0%	0.8%
% of Patients satisfied with the dentistry they have received	4	4	N/A	92.9%	94.4%	93.5%
% of Patients satisfied with the time they had to wait for an appointment	4	4	N/A	86.5%	88.1%	87.4%

* This is based on patients treated on this contract for their most recent course of treatment. Figures in italics indicate the base number of FP17s or Patient Questionnaire responses are less than 100. N/A is shown where the base number of responses is less than 10 during the period. % is calculated as Quantity/Base number*100

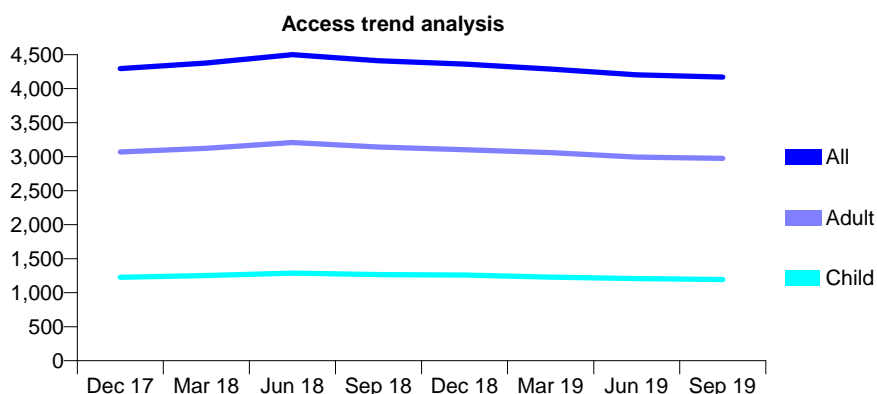
Q44 - Vital Signs At a Glance Contract Report for 157384/0001 - September 2019

Name or company name	Fearnhead Dental Surgery
Contract type name	GDS Contract
Purpose of contract	General
Contract start date	01/11/2011
Contract end date	

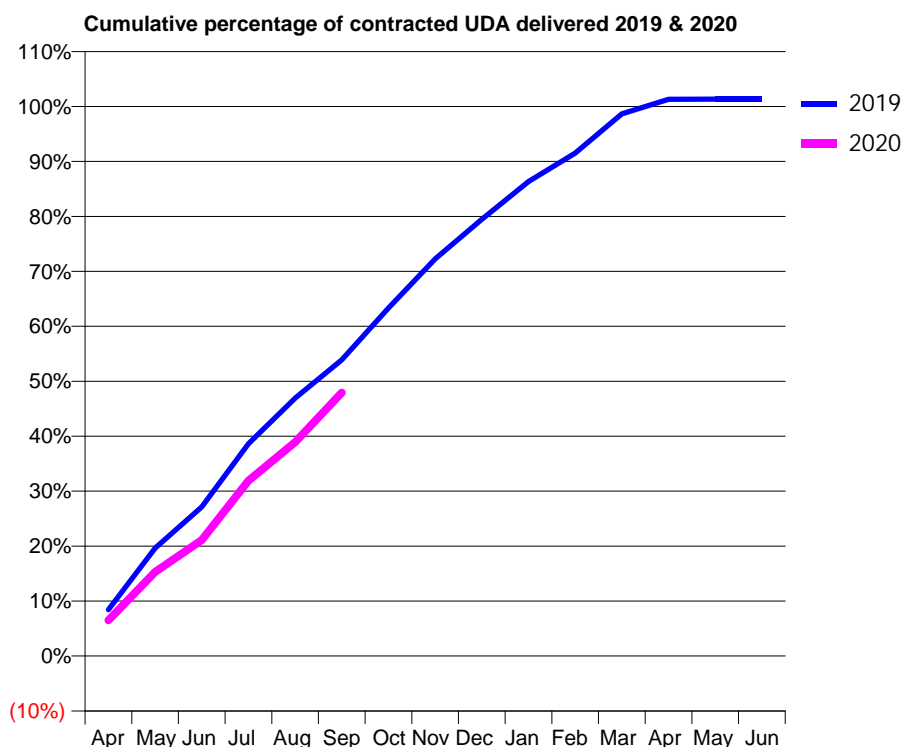
19/20 Contracted general activity (UDA)	12,385
Carry forward general activity (UDA)	0
19/20 Contracted orthodontic activity (UOA)	0
Carry forward orthodontic activity (UOA)	0
Baseline contract value	£385,551.03

ACCESS*

Patients seen in 24 months	Total	Change since previous quarter
Quarter ending September 2018	4,410	
Quarter ending December 2018	4,362	↓
Quarter ending March 2019	4,289	↓
Quarter ending June 2019	4,202	↓
Quarter ending September 2019	4,172	→
Variance since September 2018	(5.4%)	↓



ACTIVITY



Month	Adjusted Scheduled Activity (UDA)	
	2019	2020
April	1,043	808
May	2,432	1,896
June	3,363	2,613
July	4,785	3,950
August	5,813	4,821
September	6,674	5,933
October	7,843	
November	8,950	
December	9,842	
January	10,693	
February	11,335	
March	12,217	
April	12,547	
May	12,549	
June	12,549	

QUALITY

	Quantity	Base Number	Contract	AT	Region	England
% of FP17s for the same patient ID Re-attending within 3 months - Children	82	814	10.1%	11.6%	12.1%	11.5%
% of FP17s for the same patient ID Re-attending within 3 months - Adults	265	1,952	13.6%	16.0%	15.6%	15.4%
% of FP17s for the same patient ID Re-attending between 3 & 9 months - Children	408	814	50.1%	57.9%	61.2%	59.7%
% of FP17s for the same patient ID Re-attending between 3 & 9 months - Adults	1,015	1,952	52.0%	52.7%	54.3%	51.7%
% of FP17s for Band 1 Urgent Courses	216	2,616	8.3%	9.9%	9.1%	9.2%
% of FP17s Relating to Free Repair or Replacements	34	2,616	1.3%	1.0%	0.9%	0.7%
% of FP17s Relating to Continuations	61	2,616	2.3%	1.0%	1.0%	0.8%
% of Patients satisfied with the dentistry they have received	2	2	N/A	92.9%	94.4%	93.5%
% of Patients satisfied with the time they had to wait for an appointment	1	2	N/A	86.5%	88.1%	87.4%

* This is based on patients treated on this contract for their most recent course of treatment. Figures in italics indicate the base number of FP17s or Patient Questionnaire responses are less than 100. N/A is shown where the base number of responses is less than 10 during the period. % is calculated as Quantity/Base number*100

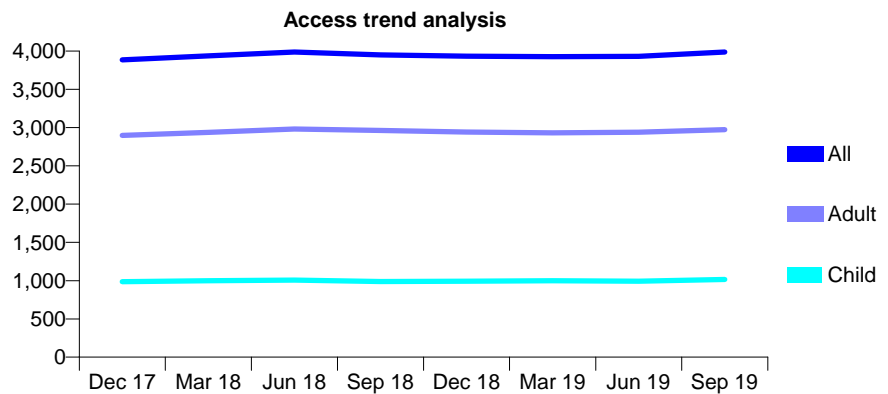
Q44 - Vital Signs At a Glance Contract Report for 158712/0001 - September 2019

Name or company name	Bollington Dental Practice Limited
Contract type name	GDS Contract
Purpose of contract	General
Contract start date	01/10/2014
Contract end date	

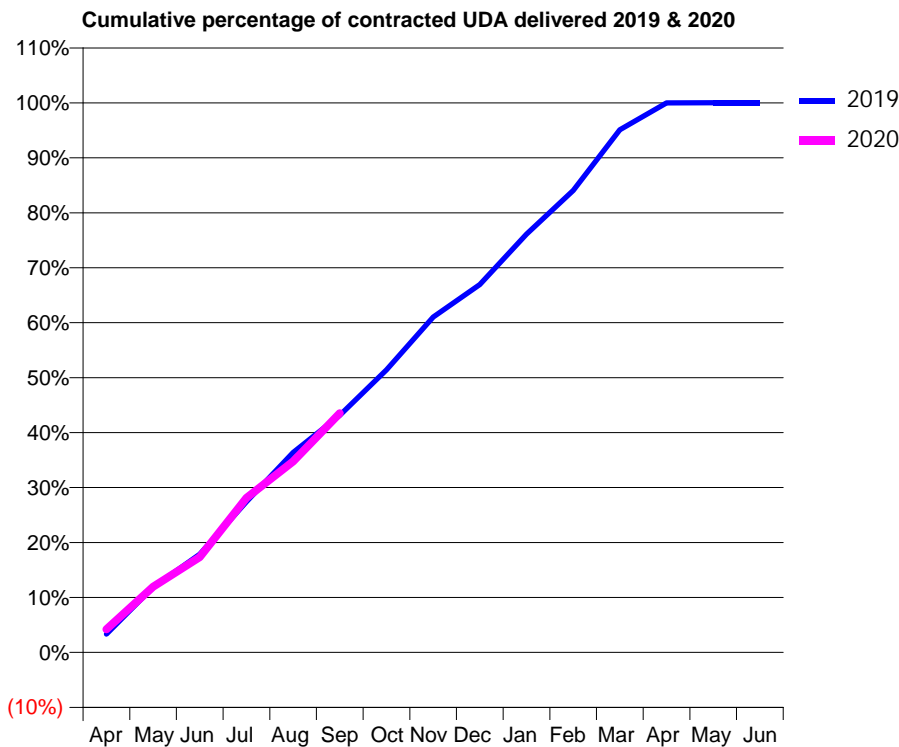
19/20 Contracted general activity (UDA)	8,980
Carry forward general activity (UDA)	0
19/20 Contracted orthodontic activity (UOA)	0
Carry forward orthodontic activity (UOA)	0
Baseline contract value	£287,898.36

ACCESS*

Patients seen in 24 months	Total	Change since previous quarter
Quarter ending September 2018	3,950	
Quarter ending December 2018	3,933	→
Quarter ending March 2019	3,928	→
Quarter ending June 2019	3,932	→
Quarter ending September 2019	3,987	→
Variance since September 2018	0.9%	→



ACTIVITY



Month	Adjusted Scheduled Activity (UDA)	
	2019	2020
April	300	377
May	1,066	1,074
June	1,605	1,557
July	2,461	2,525
August	3,267	3,122
September	3,872	3,909
October	4,616	
November	5,479	
December	6,012	
January	6,835	
February	7,549	
March	8,538	
April	8,980	
May	8,982	
June	8,981	

QUALITY

	Quantity	Base Number	Contract	AT	Region	England
% of FP17s for the same patient ID Re-attending within 3 months - Children	67	771	8.7%	11.6%	12.1%	11.5%
% of FP17s for the same patient ID Re-attending within 3 months - Adults	230	1,607	14.3%	16.0%	15.6%	15.4%
% of FP17s for the same patient ID Re-attending between 3 & 9 months - Children	399	771	51.8%	57.9%	61.2%	59.7%
% of FP17s for the same patient ID Re-attending between 3 & 9 months - Adults	396	1,607	24.6%	52.7%	54.3%	51.7%
% of FP17s for Band 1 Urgent Courses	292	2,204	13.2%	9.9%	9.1%	9.2%
% of FP17s Relating to Free Repair or Replacements	17	2,204	0.8%	1.0%	0.9%	0.7%
% of FP17s Relating to Continuations	10	2,204	0.5%	1.0%	1.0%	0.8%
% of Patients satisfied with the dentistry they have received	3	3	N/A	92.9%	94.4%	93.5%
% of Patients satisfied with the time they had to wait for an appointment	3	3	N/A	86.5%	88.1%	87.4%

* This is based on patients treated on this contract for their most recent course of treatment. Figures in italics indicate the base number of FP17s or Patient Questionnaire responses are less than 100. N/A is shown where the base number of responses is less than 10 during the period. % is calculated as Quantity/Base number*100

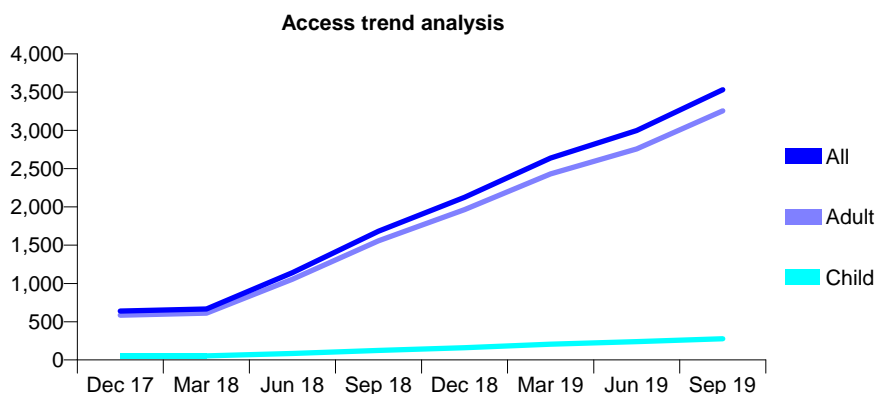
Q44 - Vital Signs At a Glance Contract Report for 160059/0014 - September 2019

Name or company name	REVIVE DENTAL CARE LIMITED
Contract type name	PDS Contract
Purpose of contract	General
Contract start date	01/04/2015
Contract end date	31/03/2020

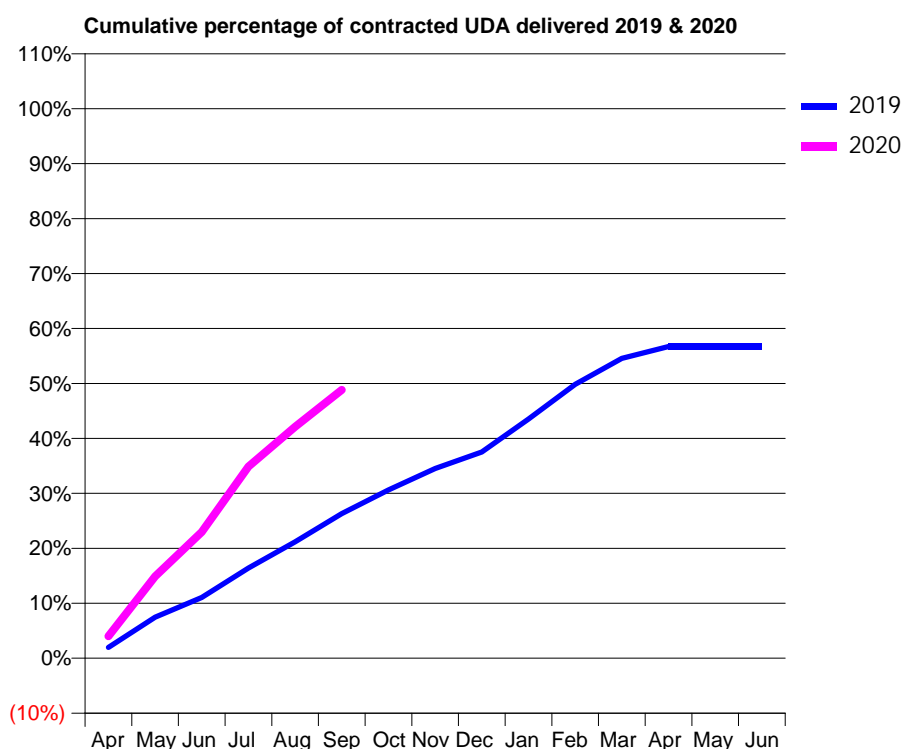
19/20 Contracted general activity (UDA)	8,000
Carry forward general activity (UDA)	0
19/20 Contracted orthodontic activity (UOA)	0
Carry forward orthodontic activity (UOA)	0
Baseline contract value	£411,489.93

ACCESS*

Patients seen in 24 months	Total	Change since previous quarter
Quarter ending September 2018	1,682	
Quarter ending December 2018	2,126	↑
Quarter ending March 2019	2,638	↑
Quarter ending June 2019	2,999	↑
Quarter ending September 2019	3,532	↑
Variance since September 2018	110.0%	↑



ACTIVITY



Month	2019	2020
April	296	320
May	1,118	1,193
June	1,660	1,838
July	2,461	2,791
August	3,179	3,372
September	3,949	3,907
October	4,592	
November	5,179	
December	5,628	
January	6,530	
February	7,474	
March	8,184	
April	8,510	
May	8,510	
June	8,510	

QUALITY

	Quantity	Base Number	Contract	AT	Region	England
% of FP17s for the same patient ID Re-attending within 3 months - Children	9	459	2.0%	11.6%	12.1%	11.5%
% of FP17s for the same patient ID Re-attending within 3 months - Adults	62	3,111	2.0%	16.0%	15.6%	15.4%
% of FP17s for the same patient ID Re-attending between 3 & 9 months - Children	1	459	0.2%	57.9%	61.2%	59.7%
% of FP17s for the same patient ID Re-attending between 3 & 9 months - Adults	32	3,111	1.0%	52.7%	54.3%	51.7%
% of FP17s for Band 1 Urgent Courses	3,250	3,259	99.7%	9.9%	9.1%	9.2%
% of FP17s Relating to Free Repair or Replacements	0	3,259	0.0%	1.0%	0.9%	0.7%
% of FP17s Relating to Continuations	0	3,259	0.0%	1.0%	1.0%	0.8%
% of Patients satisfied with the dentistry they have received	2	2	N/A	92.9%	94.4%	93.5%
% of Patients satisfied with the time they had to wait for an appointment	1	2	N/A	86.5%	88.1%	87.4%

* This is based on patients treated on this contract for their most recent course of treatment. Figures in italics indicate the base number of FP17s or Patient Questionnaire responses are less than 100. N/A is shown where the base number of responses is less than 10 during the period. % is calculated as Quantity/Base number*100

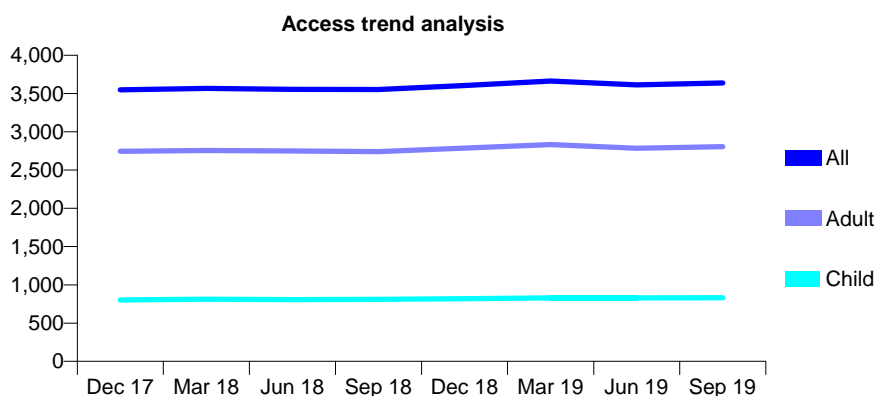
Q44 - Vital Signs At a Glance Contract Report for 160075/0001 - September 2019

Name or company name	Arrowe Park Dental Practice
Contract type name	GDS Contract
Purpose of contract	General
Contract start date	01/11/2012
Contract end date	

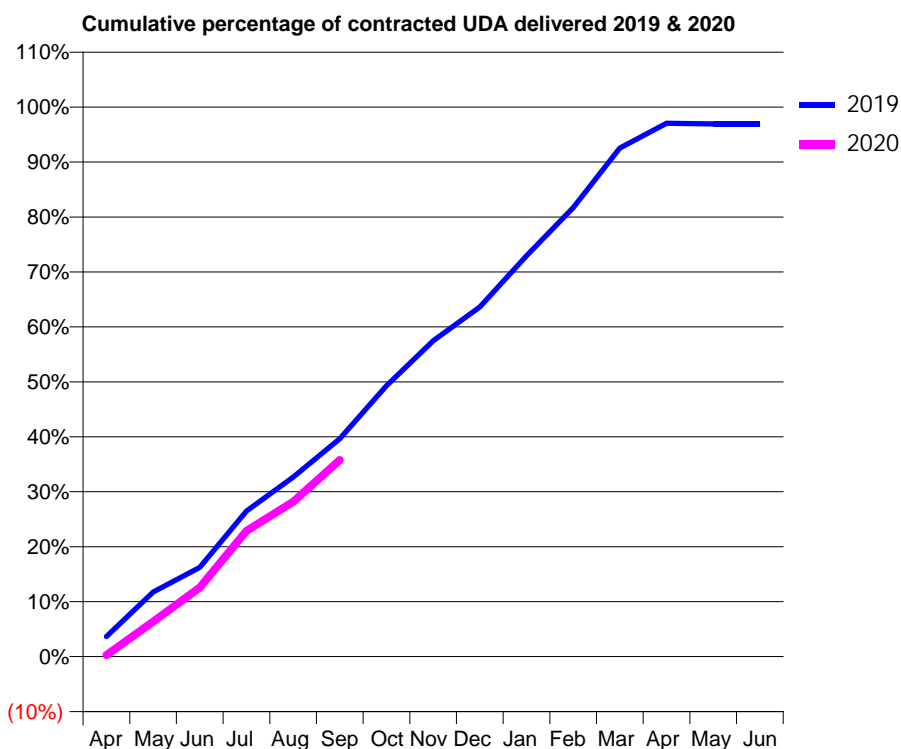
19/20 Contracted general activity (UDA)	13,875
Carry forward general activity (UDA)	426
19/20 Contracted orthodontic activity (UOA)	0
Carry forward orthodontic activity (UOA)	0
Baseline contract value	£414,833.79

ACCESS*

Patients seen in 24 months	Total	Change since previous quarter
Quarter ending September 2018	3,553	
Quarter ending December 2018	3,605	→
Quarter ending March 2019	3,662	→
Quarter ending June 2019	3,613	↓
Quarter ending September 2019	3,639	→
Variance since September 2018	2.4%	↑



ACTIVITY



Month	Adjusted Scheduled Activity (UDA)	
	2019	2020
April	505	39
May	1,633	884
June	2,254	1,745
July	3,676	3,174
August	4,535	3,910
September	5,499	4,964
October	6,841	
November	7,975	
December	8,827	
January	10,121	
February	11,335	
March	12,840	
April	13,465	
May	13,449	
June	13,448	

QUALITY

	Quantity	Base Number	Contract	AT	Region	England
% of FP17s for the same patient ID Re-attending within 3 months - Children	34	533	6.4%	11.6%	12.1%	11.5%
% of FP17s for the same patient ID Re-attending within 3 months - Adults	300	1,906	15.7%	16.0%	15.6%	15.4%
% of FP17s for the same patient ID Re-attending between 3 & 9 months - Children	305	533	57.2%	57.9%	61.2%	59.7%
% of FP17s for the same patient ID Re-attending between 3 & 9 months - Adults	1,119	1,906	58.7%	52.7%	54.3%	51.7%
% of FP17s for Band 1 Urgent Courses	147	2,273	6.5%	9.9%	9.1%	9.2%
% of FP17s Relating to Free Repair or Replacements	53	2,273	2.3%	1.0%	0.9%	0.7%
% of FP17s Relating to Continuations	8	2,273	0.4%	1.0%	1.0%	0.8%
% of Patients satisfied with the dentistry they have received	1	1	N/A	92.9%	94.4%	93.5%
% of Patients satisfied with the time they had to wait for an appointment	0	1	N/A	86.5%	88.1%	87.4%

* This is based on patients treated on this contract for their most recent course of treatment. Figures in italics indicate the base number of FP17s or Patient Questionnaire responses are less than 100. N/A is shown where the base number of responses is less than 10 during the period. % is calculated as Quantity/Base number*100

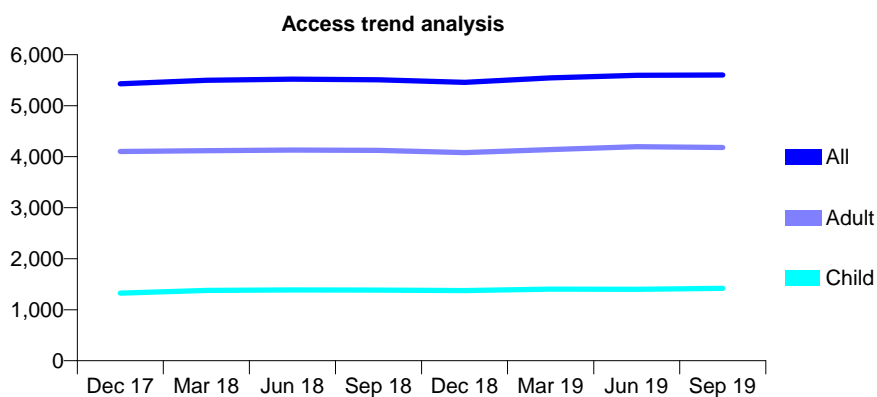
Q44 - Vital Signs At a Glance Contract Report for 160849/0001 - September 2019

Name or company name	Abbotts and Ward
Contract type name	GDS Contract
Purpose of contract	General
Contract start date	01/05/2013
Contract end date	

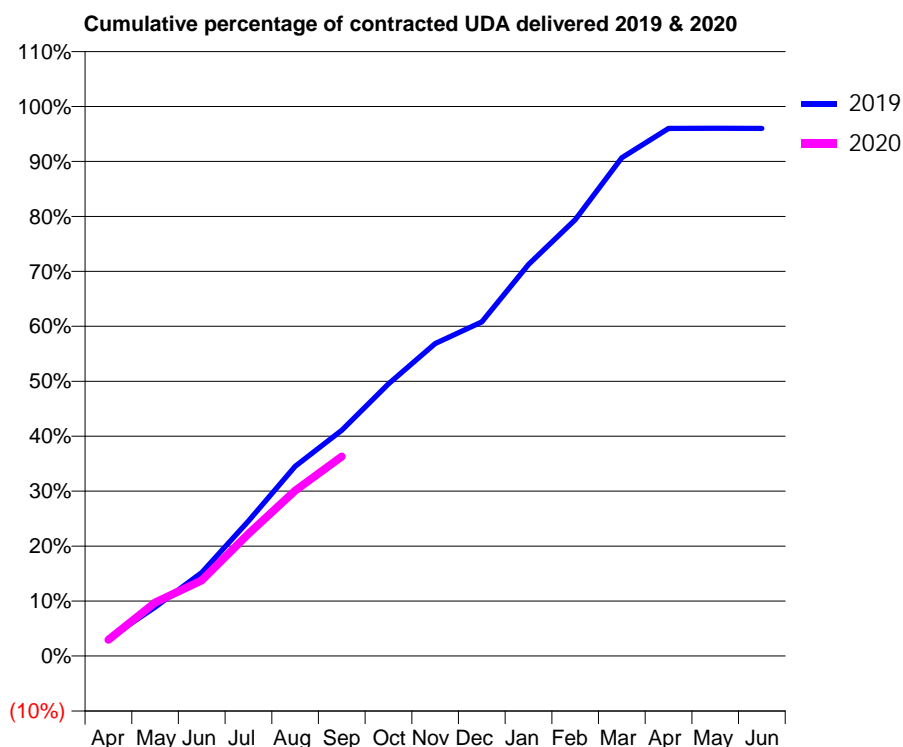
19/20 Contracted general activity (UDA)	17,000
Carry forward general activity (UDA)	0
19/20 Contracted orthodontic activity (UOA)	0
Carry forward orthodontic activity (UOA)	0
Baseline contract value	£419,883.77

ACCESS*

Patients seen in 24 months	Total	Change since previous quarter
Quarter ending September 2018	5,507	
Quarter ending December 2018	5,458	→
Quarter ending March 2019	5,545	→
Quarter ending June 2019	5,595	→
Quarter ending September 2019	5,601	→
Variance since September 2018	1.7%	→



ACTIVITY



Month	Adjusted Scheduled Activity (UDA)	
	2019	2020
April	537	506
May	1,512	1,656
June	2,580	2,343
July	4,178	3,781
August	5,867	5,117
September	6,982	6,171
October	8,417	
November	9,666	
December	10,338	
January	12,114	
February	13,496	
March	15,415	
April	16,321	
May	16,325	
June	16,316	

QUALITY

	Quantity	Base Number	Contract	AT	Region	England
% of FP17s for the same patient ID Re-attending within 3 months - Children	87	1,188	7.3%	11.6%	12.1%	11.5%
% of FP17s for the same patient ID Re-attending within 3 months - Adults	491	2,577	19.1%	16.0%	15.6%	15.4%
% of FP17s for the same patient ID Re-attending between 3 & 9 months - Children	801	1,188	67.4%	57.9%	61.2%	59.7%
% of FP17s for the same patient ID Re-attending between 3 & 9 months - Adults	1,423	2,577	55.2%	52.7%	54.3%	51.7%
% of FP17s for Band 1 Urgent Courses	284	3,442	8.3%	9.9%	9.1%	9.2%
% of FP17s Relating to Free Repair or Replacements	53	3,442	1.5%	1.0%	0.9%	0.7%
% of FP17s Relating to Continuations	24	3,442	0.7%	1.0%	1.0%	0.8%
% of Patients satisfied with the dentistry they have received	1	1	N/A	92.9%	94.4%	93.5%
% of Patients satisfied with the time they had to wait for an appointment	1	1	N/A	86.5%	88.1%	87.4%

* This is based on patients treated on this contract for their most recent course of treatment. Figures in italics indicate the base number of FP17s or Patient Questionnaire responses are less than 100. N/A is shown where the base number of responses is less than 10 during the period. % is calculated as Quantity/Base number*100

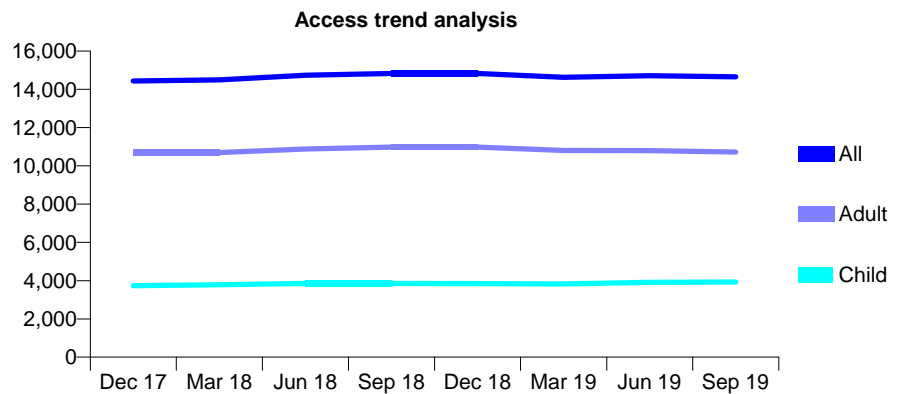
Q44 - Vital Signs At a Glance Contract Report for 161152/0001 - September 2019

Name or company name	Martins Lane Dental Practice
Contract type name	GDS Contract
Purpose of contract	General
Contract start date	01/01/2015
Contract end date	

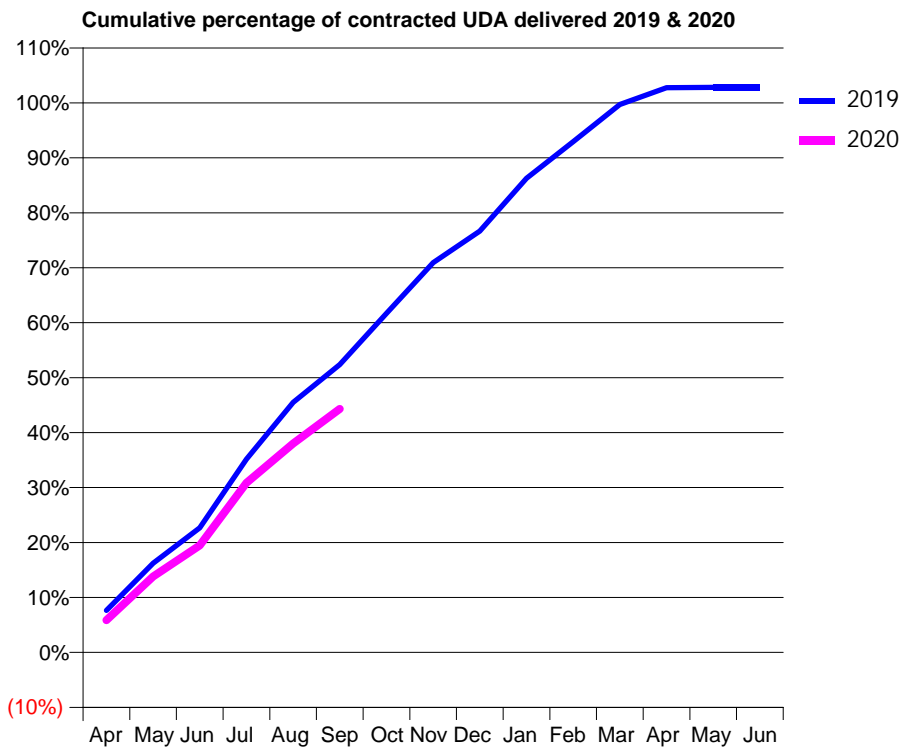
19/20 Contracted general activity (UDA)	40,962
Carry forward general activity (UDA)	0
19/20 Contracted orthodontic activity (UOA)	0
Carry forward orthodontic activity (UOA)	0
Baseline contract value	£1,299,644.83

ACCESS*

Patients seen in 24 months	Total	Change since previous quarter
Quarter ending September 2018	14,827	
Quarter ending December 2018	14,834	→
Quarter ending March 2019	14,632	↓
Quarter ending June 2019	14,711	→
Quarter ending September 2019	14,654	→
Variance since September 2018	(1.2%)	↓



ACTIVITY



Month	2019	2020
April	3,135	2,399
May	6,655	5,664
June	9,290	7,980
July	14,404	12,641
August	18,642	15,568
September	21,453	18,151
October	25,269	
November	29,055	
December	31,401	
January	35,344	
February	38,064	
March	40,843	
April	42,097	
May	42,112	
June	42,115	

QUALITY

	Quantity	Base Number	Contract	AT	Region	England
% of FP17s for the same patient ID Re-attending within 3 months - Children	177	2,017	8.8%	11.6%	12.1%	11.5%
% of FP17s for the same patient ID Re-attending within 3 months - Adults	997	5,379	18.5%	16.0%	15.6%	15.4%
% of FP17s for the same patient ID Re-attending between 3 & 9 months - Children	605	2,017	30.0%	57.9%	61.2%	59.7%
% of FP17s for the same patient ID Re-attending between 3 & 9 months - Adults	1,673	5,379	31.1%	52.7%	54.3%	51.7%
% of FP17s for Band 1 Urgent Courses	848	6,910	12.3%	9.9%	9.1%	9.2%
% of FP17s Relating to Free Repair or Replacements	81	6,910	1.2%	1.0%	0.9%	0.7%
% of FP17s Relating to Continuations	145	6,910	2.1%	1.0%	1.0%	0.8%
% of Patients satisfied with the dentistry they have received	8	8	N/A	92.9%	94.4%	93.5%
% of Patients satisfied with the time they had to wait for an appointment	7	8	N/A	86.5%	88.1%	87.4%

* This is based on patients treated on this contract for their most recent course of treatment. Figures in italics indicate the base number of FP17s or Patient Questionnaire responses are less than 100. N/A is shown where the base number of responses is less than 10 during the period. % is calculated as Quantity/Base number*100

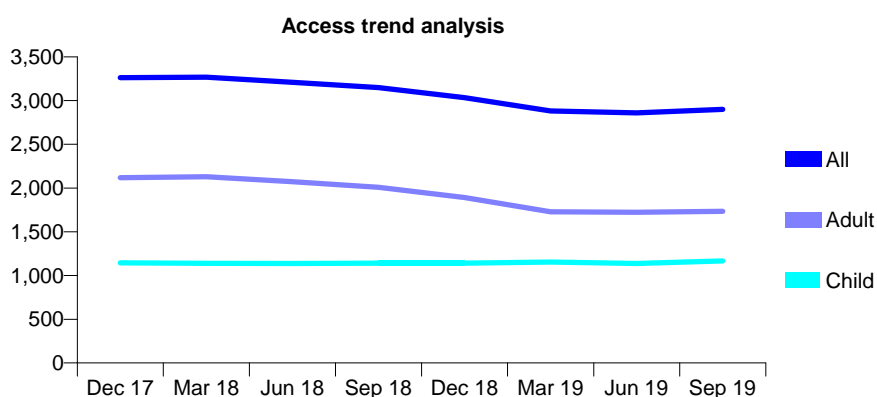
Q44 - Vital Signs At a Glance Contract Report for 161195/0001 - September 2019

Name or company name	Toft Road Dental Surgery
Contract type name	GDS Contract
Purpose of contract	General
Contract start date	01/06/2014
Contract end date	

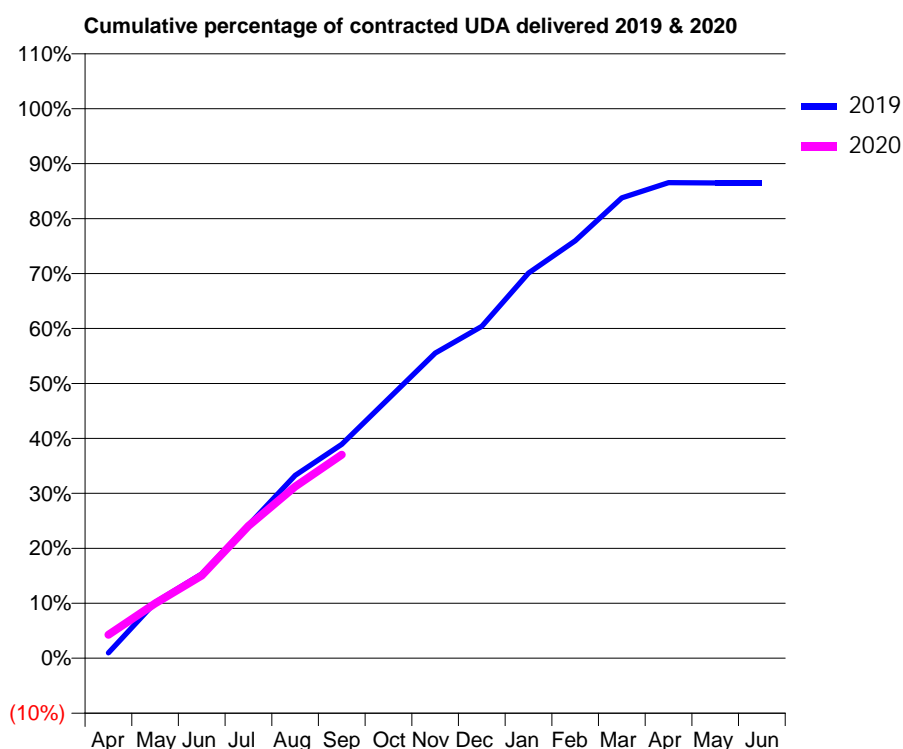
19/20 Contracted general activity (UDA)	7,372
Carry forward general activity (UDA)	0
19/20 Contracted orthodontic activity (UOA)	0
Carry forward orthodontic activity (UOA)	0
Baseline contract value	£182,014.68

ACCESS*

Patients seen in 24 months	Total	Change since previous quarter
Quarter ending September 2018	3,148	
Quarter ending December 2018	3,033	↓
Quarter ending March 2019	2,882	↓
Quarter ending June 2019	2,859	→
Quarter ending September 2019	2,900	→
Variance since September 2018	(7.9%)	↓



ACTIVITY



Month	2019	2020
April	78	315
May	804	737
June	1,212	1,108
July	1,915	1,775
August	2,632	2,304
September	3,080	2,731
October	3,735	
November	4,393	
December	4,779	
January	5,547	
February	6,010	
March	6,629	
April	6,847	
May	6,841	
June	6,841	

QUALITY

	Quantity	Base Number	Contract	AT	Region	England
% of FP17s for the same patient ID Re-attending within 3 months - Children	66	898	7.3%	11.6%	12.1%	11.5%
% of FP17s for the same patient ID Re-attending within 3 months - Adults	137	1,147	11.9%	16.0%	15.6%	15.4%
% of FP17s for the same patient ID Re-attending between 3 & 9 months - Children	572	898	63.7%	57.9%	61.2%	59.7%
% of FP17s for the same patient ID Re-attending between 3 & 9 months - Adults	657	1,147	57.3%	52.7%	54.3%	51.7%
% of FP17s for Band 1 Urgent Courses	163	1,940	8.4%	9.9%	9.1%	9.2%
% of FP17s Relating to Free Repair or Replacements	3	1,940	0.2%	1.0%	0.9%	0.7%
% of FP17s Relating to Continuations	2	1,940	0.1%	1.0%	1.0%	0.8%
% of Patients satisfied with the dentistry they have received	1	1	N/A	92.9%	94.4%	93.5%
% of Patients satisfied with the time they had to wait for an appointment	1	1	N/A	86.5%	88.1%	87.4%

* This is based on patients treated on this contract for their most recent course of treatment. Figures in italics indicate the base number of FP17s or Patient Questionnaire responses are less than 100. N/A is shown where the base number of responses is less than 10 during the period. % is calculated as Quantity/Base number*100

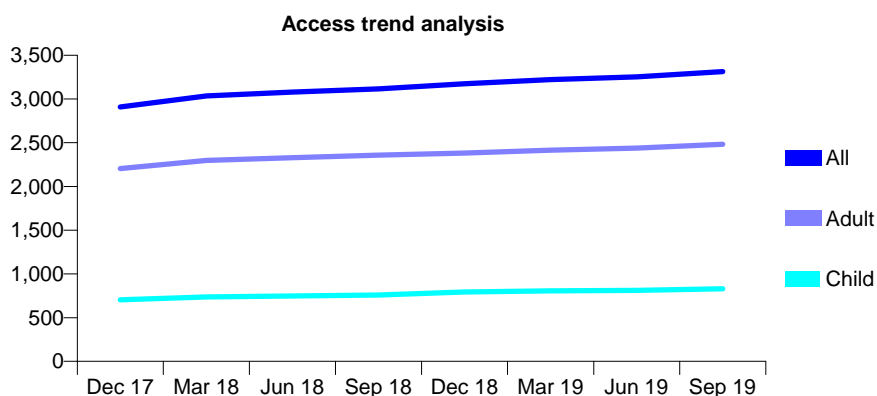
Q44 - Vital Signs At a Glance Contract Report for 161535/0001 - September 2019

Name or company name	Orchard Dental Practice
Contract type name	GDS Contract
Purpose of contract	General
Contract start date	01/05/2013
Contract end date	

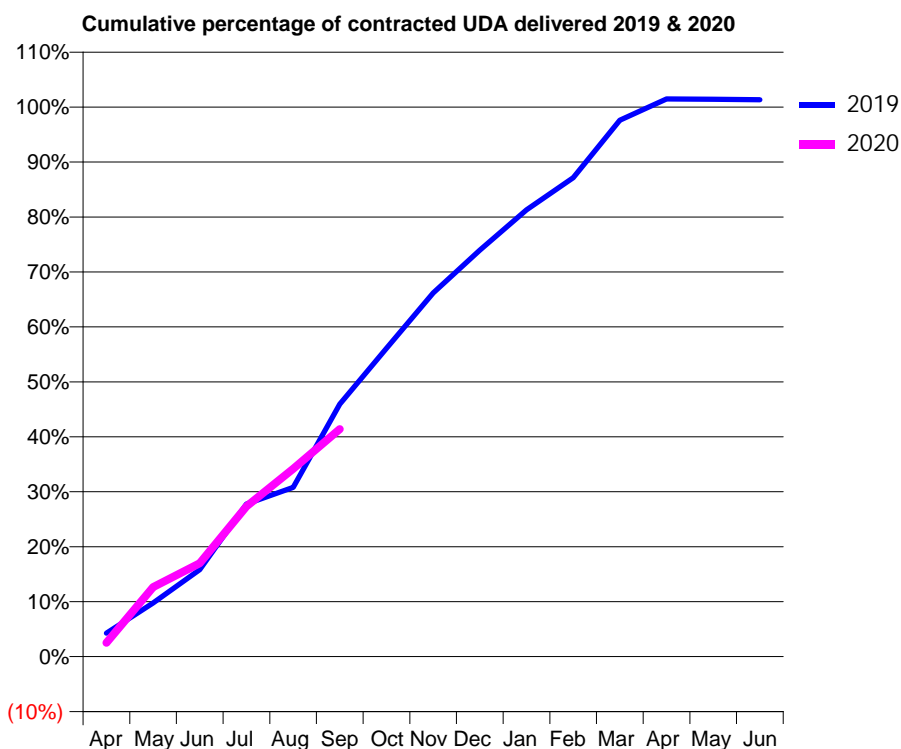
19/20 Contracted general activity (UDA)	7,200
Carry forward general activity (UDA)	0
19/20 Contracted orthodontic activity (UOA)	0
Carry forward orthodontic activity (UOA)	0
Baseline contract value	£215,246.49

ACCESS*

Patients seen in 24 months	Total	Change since previous quarter
Quarter ending September 2018	3,116	
Quarter ending December 2018	3,175	→
Quarter ending March 2019	3,221	→
Quarter ending June 2019	3,252	→
Quarter ending September 2019	3,313	→
Variance since September 2018	6.3%	↑



ACTIVITY



Month	Adjusted Scheduled Activity (UDA)	
	2019	2020
April	308	181
May	703	911
June	1,140	1,224
July	1,999	1,967
August	2,218	2,460
September	3,309	2,980
October	4,038	
November	4,765	
December	5,324	
January	5,853	
February	6,276	
March	7,026	
April	7,305	
May	7,302	
June	7,295	

QUALITY

	Quantity	Base Number	Contract	AT	Region	England
% of FP17s for the same patient ID Re-attending within 3 months - Children	62	641	9.7%	11.6%	12.1%	11.5%
% of FP17s for the same patient ID Re-attending within 3 months - Adults	217	1,596	13.6%	16.0%	15.6%	15.4%
% of FP17s for the same patient ID Re-attending between 3 & 9 months - Children	385	641	60.1%	57.9%	61.2%	59.7%
% of FP17s for the same patient ID Re-attending between 3 & 9 months - Adults	870	1,596	54.5%	52.7%	54.3%	51.7%
% of FP17s for Band 1 Urgent Courses	174	1,524	11.4%	9.9%	9.1%	9.2%
% of FP17s Relating to Free Repair or Replacements	7	1,524	0.5%	1.0%	0.9%	0.7%
% of FP17s Relating to Continuations	0	1,524	0.0%	1.0%	1.0%	0.8%
% of Patients satisfied with the dentistry they have received	0	0	N/A	92.9%	94.4%	93.5%
% of Patients satisfied with the time they had to wait for an appointment	0	0	N/A	86.5%	88.1%	87.4%

* This is based on patients treated on this contract for their most recent course of treatment. Figures in italics indicate the base number of FP17s or Patient Questionnaire responses are less than 100. N/A is shown where the base number of responses is less than 10 during the period. % is calculated as Quantity/Base number*100

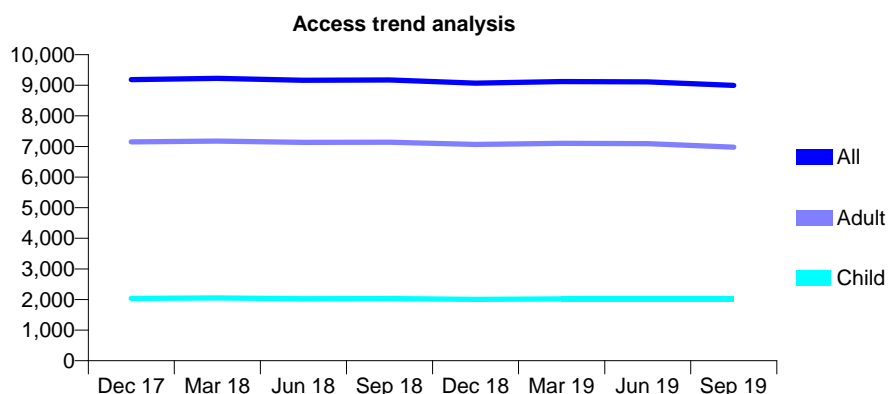
Q44 - Vital Signs At a Glance Contract Report for 162396/0001 - September 2019

Name or company name	PHOENIX DENTAL PRACTICE LIMITED
Contract type name	GDS Contract
Purpose of contract	General
Contract start date	01/10/2011
Contract end date	

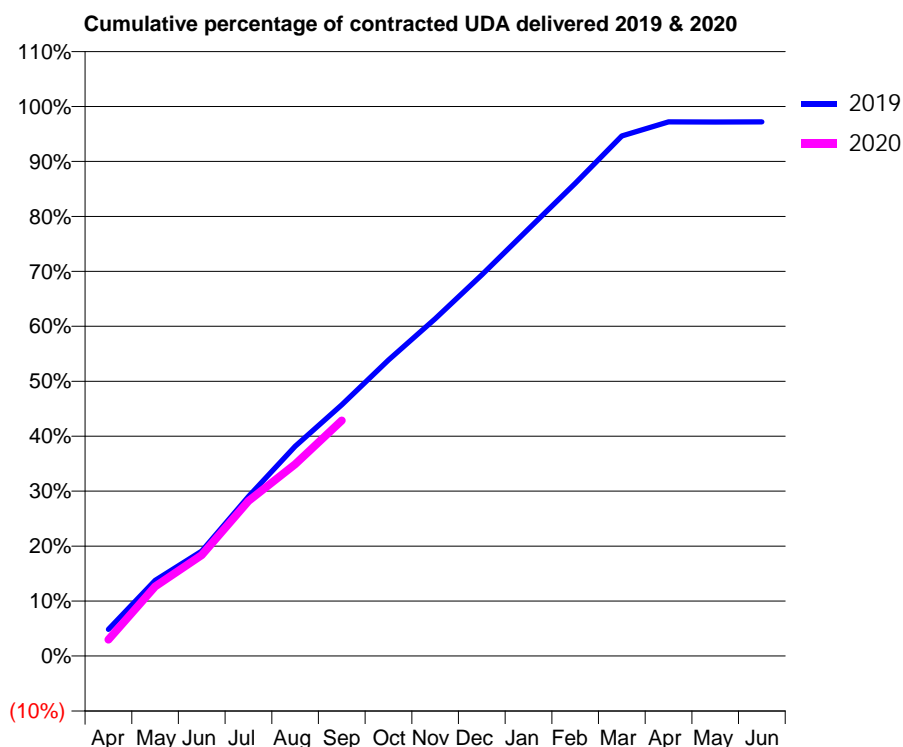
19/20 Contracted general activity (UDA)	25,819
Carry forward general activity (UDA)	724
19/20 Contracted orthodontic activity (UOA)	0
Carry forward orthodontic activity (UOA)	0
Baseline contract value	£706,613.11

ACCESS*

Patients seen in 24 months	Total	Change since previous quarter
Quarter ending September 2018	9,173	
Quarter ending December 2018	9,070	↓
Quarter ending March 2019	9,121	→
Quarter ending June 2019	9,113	→
Quarter ending September 2019	8,995	↓
Variance since September 2018	(1.9%)	↓



ACTIVITY



Month	Adjusted Scheduled Activity (UDA)	
	2019	2020
April	1,259	774
May	3,557	3,266
June	4,928	4,740
July	7,491	7,284
August	9,852	9,014
September	11,798	11,061
October	13,904	
November	15,847	
December	17,906	
January	20,065	
February	22,208	
March	24,432	
April	25,099	
May	25,089	
June	25,094	

QUALITY

	Quantity	Base Number	Contract	AT	Region	England
% of FP17s for the same patient ID Re-attending within 3 months - Children	50	1,491	3.4%	11.6%	12.1%	11.5%
% of FP17s for the same patient ID Re-attending within 3 months - Adults	514	5,111	10.1%	16.0%	15.6%	15.4%
% of FP17s for the same patient ID Re-attending between 3 & 9 months - Children	966	1,491	64.8%	57.9%	61.2%	59.7%
% of FP17s for the same patient ID Re-attending between 3 & 9 months - Adults	3,173	5,111	62.1%	52.7%	54.3%	51.7%
% of FP17s for Band 1 Urgent Courses	380	6,231	6.1%	9.9%	9.1%	9.2%
% of FP17s Relating to Free Repair or Replacements	36	6,231	0.6%	1.0%	0.9%	0.7%
% of FP17s Relating to Continuations	72	6,231	1.2%	1.0%	1.0%	0.8%
% of Patients satisfied with the dentistry they have received	5	6	N/A	92.9%	94.4%	93.5%
% of Patients satisfied with the time they had to wait for an appointment	3	6	N/A	86.5%	88.1%	87.4%

* This is based on patients treated on this contract for their most recent course of treatment.

Figures in italics indicate the base number of FP17s or Patient Questionnaire responses are less than 100. N/A is shown where the base number of responses is less than 10 during the period. % is calculated as Quantity/Base number*100

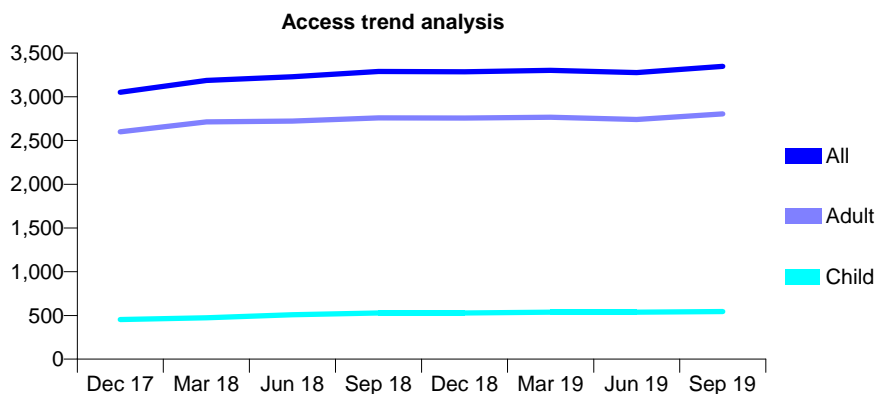
Q44 - Vital Signs At a Glance Contract Report for 165956/0001 - September 2019

Name or company name	Dr Qaisar Jaffri
Contract type name	GDS Contract
Purpose of contract	General
Contract start date	06/07/2015
Contract end date	

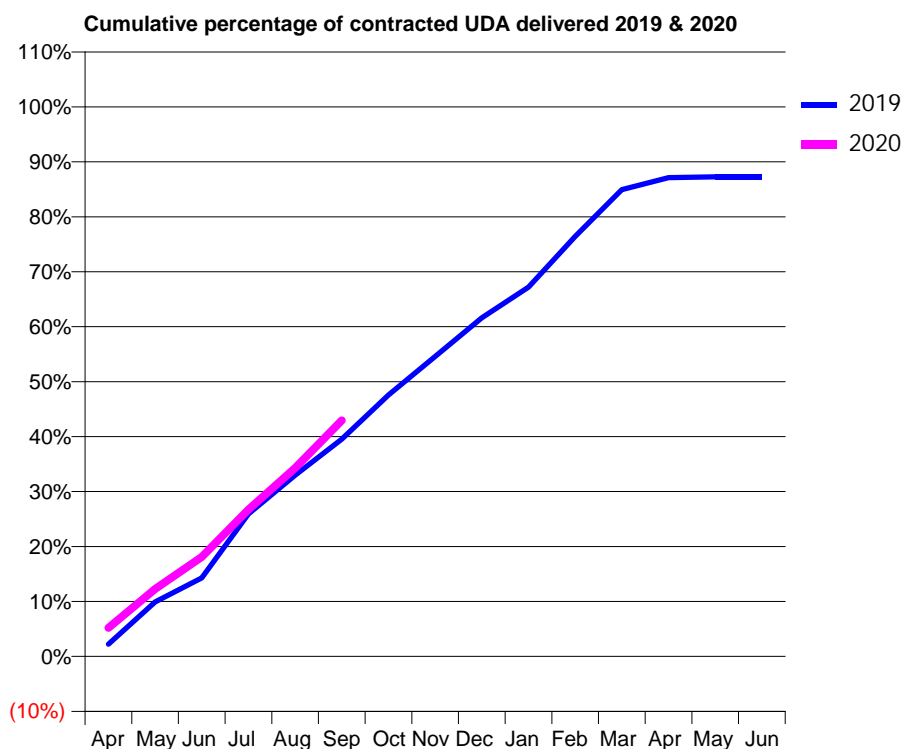
19/20 Contracted general activity (UDA)	12,118
Carry forward general activity (UDA)	0
19/20 Contracted orthodontic activity (UOA)	0
Carry forward orthodontic activity (UOA)	0
Baseline contract value	£297,911.13

ACCESS*

Patients seen in 24 months	Total	Change since previous quarter
Quarter ending September 2018	3,289	
Quarter ending December 2018	3,285	→
Quarter ending March 2019	3,303	→
Quarter ending June 2019	3,277	→
Quarter ending September 2019	3,348	↑
Variance since September 2018	1.8%	→



ACTIVITY



Month	2019	2020
April	270	630
May	1,202	1,485
June	1,729	2,195
July	3,142	3,239
August	3,999	4,156
September	4,791	5,202
October	5,766	
November	6,616	
December	7,465	
January	8,145	
February	9,263	
March	10,292	
April	10,556	
May	10,573	
June	10,574	

QUALITY

	Quantity	Base Number	Contract	AT	Region	England
% of FP17s for the same patient ID Re-attending within 3 months - Children	61	459	13.3%	11.6%	12.1%	11.5%
% of FP17s for the same patient ID Re-attending within 3 months - Adults	307	1,827	16.8%	16.0%	15.6%	15.4%
% of FP17s for the same patient ID Re-attending between 3 & 9 months - Children	239	459	52.1%	57.9%	61.2%	59.7%
% of FP17s for the same patient ID Re-attending between 3 & 9 months - Adults	922	1,827	50.5%	52.7%	54.3%	51.7%
% of FP17s for Band 1 Urgent Courses	153	2,078	7.4%	9.9%	9.1%	9.2%
% of FP17s Relating to Free Repair or Replacements	26	2,078	1.3%	1.0%	0.9%	0.7%
% of FP17s Relating to Continuations	14	2,078	0.7%	1.0%	1.0%	0.8%
% of Patients satisfied with the dentistry they have received	3	3	N/A	92.9%	94.4%	93.5%
% of Patients satisfied with the time they had to wait for an appointment	3	3	N/A	86.5%	88.1%	87.4%

* This is based on patients treated on this contract for their most recent course of treatment. Figures in italics indicate the base number of FP17s or Patient Questionnaire responses are less than 100. N/A is shown where the base number of responses is less than 10 during the period. % is calculated as Quantity/Base number*100

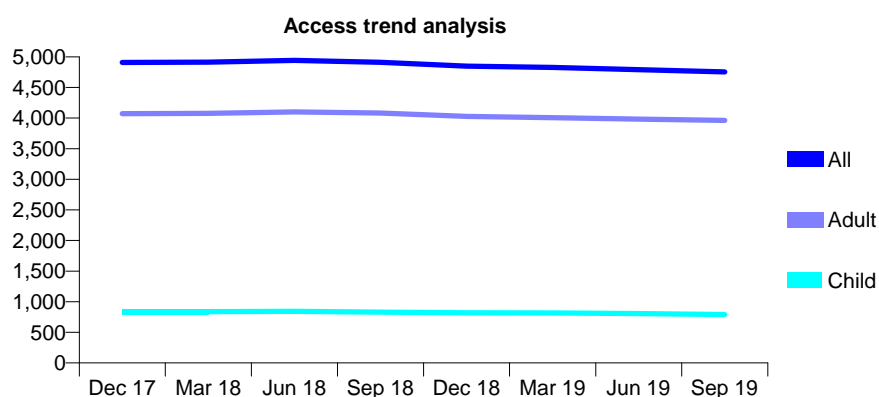
Q44 - Vital Signs At a Glance Contract Report for 166693/0001 - September 2019

Name or company name	Roe Street Dental Practice
Contract type name	GDS Contract
Purpose of contract	General
Contract start date	01/10/2013
Contract end date	

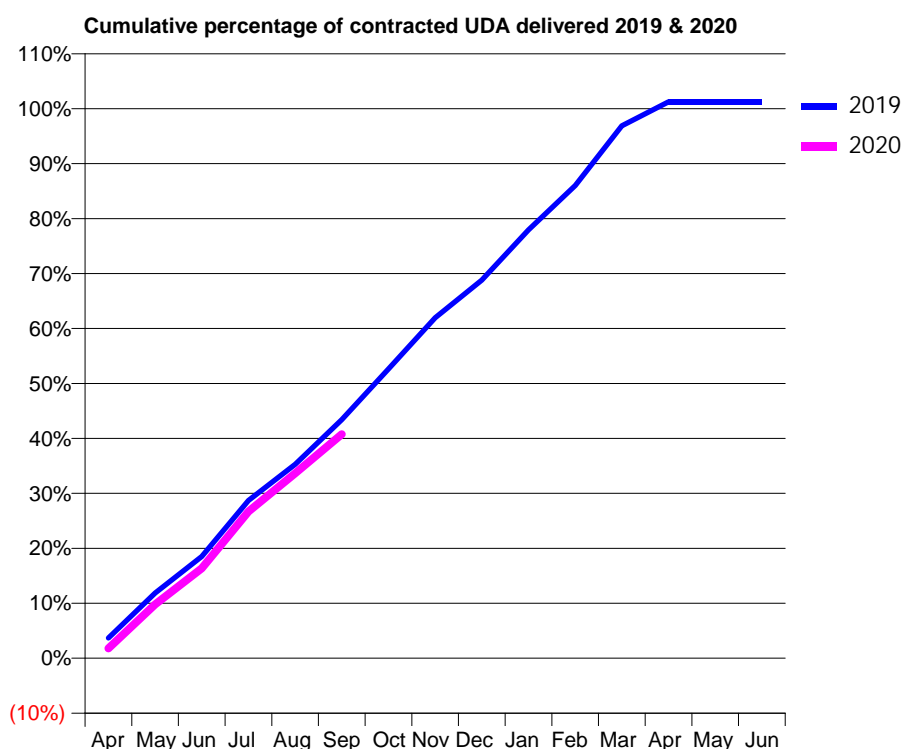
19/20 Contracted general activity (UDA)	14,952
Carry forward general activity (UDA)	274
19/20 Contracted orthodontic activity (UOA)	0
Carry forward orthodontic activity (UOA)	0
Baseline contract value	£416,922.46

ACCESS*

Patients seen in 24 months	Total	Change since previous quarter
Quarter ending September 2018	4,911	
Quarter ending December 2018	4,849	↓
Quarter ending March 2019	4,827	→
Quarter ending June 2019	4,790	→
Quarter ending September 2019	4,755	→
Variance since September 2018	(3.2%)	↓



ACTIVITY



Month	2019	2020
April	552	266
May	1,776	1,464
June	2,767	2,448
July	4,289	3,991
August	5,276	5,031
September	6,491	6,093
October	7,870	
November	9,266	
December	10,289	
January	11,654	
February	12,862	
March	14,486	
April	15,137	
May	15,139	
June	15,139	

QUALITY

	Quantity	Base Number	Contract	AT	Region	England
% of FP17s for the same patient ID Re-attending within 3 months - Children	65	671	9.7%	11.6%	12.1%	11.5%
% of FP17s for the same patient ID Re-attending within 3 months - Adults	458	3,373	13.6%	16.0%	15.6%	15.4%
% of FP17s for the same patient ID Re-attending between 3 & 9 months - Children	479	671	71.4%	57.9%	61.2%	59.7%
% of FP17s for the same patient ID Re-attending between 3 & 9 months - Adults	2,345	3,373	69.5%	52.7%	54.3%	51.7%
% of FP17s for Band 1 Urgent Courses	509	3,750	13.6%	9.9%	9.1%	9.2%
% of FP17s Relating to Free Repair or Replacements	38	3,750	1.0%	1.0%	0.9%	0.7%
% of FP17s Relating to Continuations	30	3,750	0.8%	1.0%	1.0%	0.8%
% of Patients satisfied with the dentistry they have received	2	2	N/A	92.9%	94.4%	93.5%
% of Patients satisfied with the time they had to wait for an appointment	2	2	N/A	86.5%	88.1%	87.4%

* This is based on patients treated on this contract for their most recent course of treatment.

Figures in italics indicate the base number of FP17s or Patient Questionnaire responses are less than 100. N/A is shown where the base number of responses is less than 10 during the period. % is calculated as Quantity/Base number*100

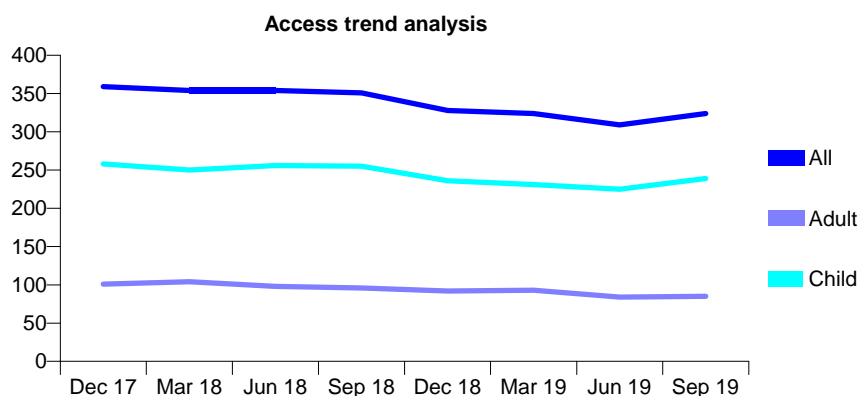
Q44 - Vital Signs At a Glance Contract Report for 168440/0001 - September 2019

Name or company name	John Sullivan Dental Practice Ltd
Contract type name	GDS Contract
Purpose of contract	General
Contract start date	01/05/2010
Contract end date	

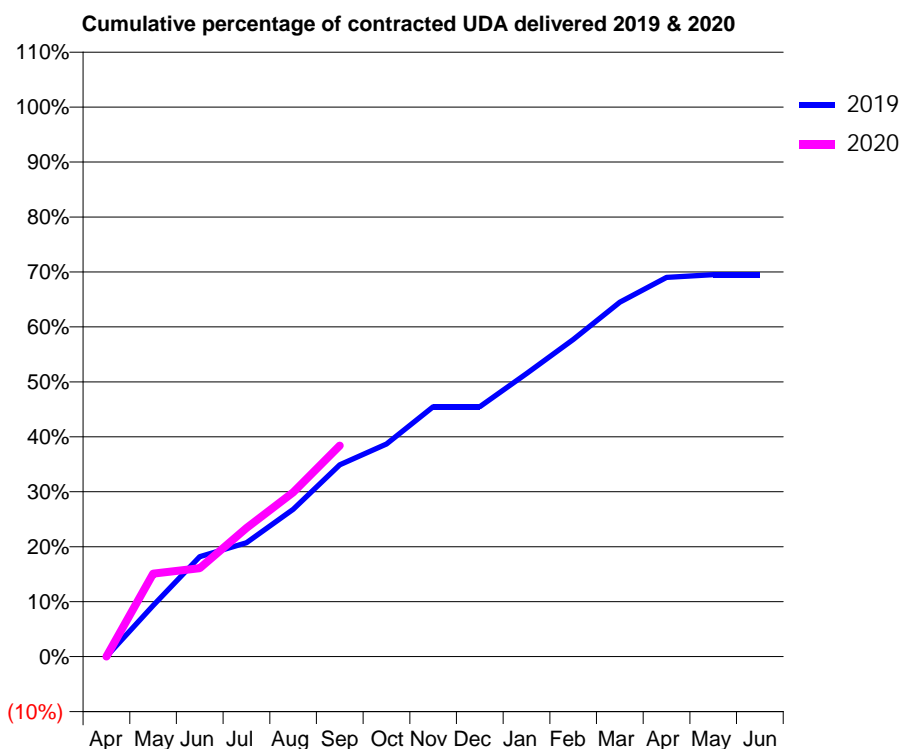
19/20 Contracted general activity (UDA)	1,000
Carry forward general activity (UDA)	0
19/20 Contracted orthodontic activity (UOA)	0
Carry forward orthodontic activity (UOA)	0
Baseline contract value	£21,555.93

ACCESS*

Patients seen in 24 months	Total	Change since previous quarter
Quarter ending September 2018	351	
Quarter ending December 2018	328	↓
Quarter ending March 2019	324	↓
Quarter ending June 2019	309	↓
Quarter ending September 2019	324	↑
Variance since September 2018	(7.7%)	↓



ACTIVITY



Month	Adjusted Scheduled Activity (UDA)	
	2019	2020
April	0	0
May	93	151
June	182	161
July	207	234
August	268	299
September	349	384
October	387	
November	455	
December	455	
January	515	
February	577	
March	645	
April	690	
May	695	
June	695	

QUALITY

	Quantity	Base Number	Contract	AT	Region	England
% of FP17s for the same patient ID Re-attending within 3 months - Children	4	181	2.2%	11.6%	12.1%	11.5%
% of FP17s for the same patient ID Re-attending within 3 months - Adults	1	37	2.7%	16.0%	15.6%	15.4%
% of FP17s for the same patient ID Re-attending between 3 & 9 months - Children	74	181	40.9%	57.9%	61.2%	59.7%
% of FP17s for the same patient ID Re-attending between 3 & 9 months - Adults	16	37	43.2%	52.7%	54.3%	51.7%
% of FP17s for Band 1 Urgent Courses	0	189	0.0%	9.9%	9.1%	9.2%
% of FP17s Relating to Free Repair or Replacements	0	189	0.0%	1.0%	0.9%	0.7%
% of FP17s Relating to Continuations	0	189	0.0%	1.0%	1.0%	0.8%
% of Patients satisfied with the dentistry they have received	0	0	N/A	92.9%	94.4%	93.5%
% of Patients satisfied with the time they had to wait for an appointment	0	0	N/A	86.5%	88.1%	87.4%

* This is based on patients treated on this contract for their most recent course of treatment. Figures in italics indicate the base number of FP17s or Patient Questionnaire responses are less than 100. N/A is shown where the base number of responses is less than 10 during the period. % is calculated as Quantity/Base number*100

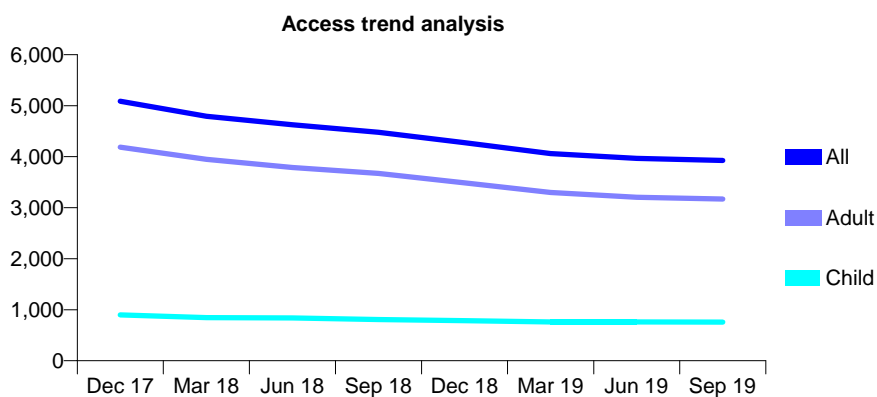
Q44 - Vital Signs At a Glance Contract Report for 169633/0001 - September 2019

Name or company name	Chester Dental Clinic
Contract type name	GDS Contract
Purpose of contract	General
Contract start date	01/04/2011
Contract end date	

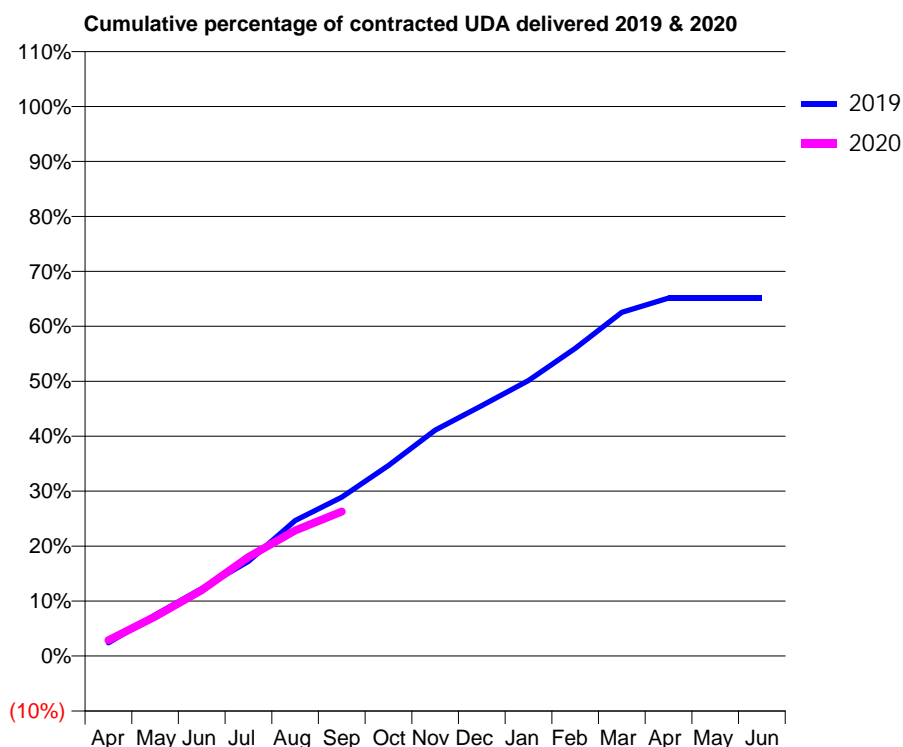
19/20 Contracted general activity (UDA)	17,775
Carry forward general activity (UDA)	0
19/20 Contracted orthodontic activity (UOA)	0
Carry forward orthodontic activity (UOA)	0
Baseline contract value	£467,075.95

ACCESS*

Patients seen in 24 months	Total	Change since previous quarter
Quarter ending September 2018	4,480	
Quarter ending December 2018	4,272	↓
Quarter ending March 2019	4,061	↓
Quarter ending June 2019	3,968	↓
Quarter ending September 2019	3,926	↓
Variance since September 2018	(12.4%)	↓



ACTIVITY



Month	Adjusted Scheduled Activity (UDA)	
	2019	2020
April	428	509
May	1,332	1,274
June	2,185	2,128
July	3,066	3,204
August	4,386	4,060
September	5,141	4,675
October	6,163	
November	7,303	
December	8,098	
January	8,912	
February	9,951	
March	11,119	
April	11,578	
May	11,578	
June	11,575	

QUALITY

	Quantity	Base Number	Contract	AT	Region	England
% of FP17s for the same patient ID Re-attending within 3 months - Children	48	459	10.5%	11.6%	12.1%	11.5%
% of FP17s for the same patient ID Re-attending within 3 months - Adults	305	1,829	16.7%	16.0%	15.6%	15.4%
% of FP17s for the same patient ID Re-attending between 3 & 9 months - Children	202	459	44.0%	57.9%	61.2%	59.7%
% of FP17s for the same patient ID Re-attending between 3 & 9 months - Adults	767	1,829	41.9%	52.7%	54.3%	51.7%
% of FP17s for Band 1 Urgent Courses	263	2,141	12.3%	9.9%	9.1%	9.2%
% of FP17s Relating to Free Repair or Replacements	36	2,141	1.7%	1.0%	0.9%	0.7%
% of FP17s Relating to Continuations	31	2,141	1.4%	1.0%	1.0%	0.8%
% of Patients satisfied with the dentistry they have received	1	1	N/A	92.9%	94.4%	93.5%
% of Patients satisfied with the time they had to wait for an appointment	0	1	N/A	86.5%	88.1%	87.4%

* This is based on patients treated on this contract for their most recent course of treatment. Figures in italics indicate the base number of FP17s or Patient Questionnaire responses are less than 100. N/A is shown where the base number of responses is less than 10 during the period. % is calculated as Quantity/Base number*100

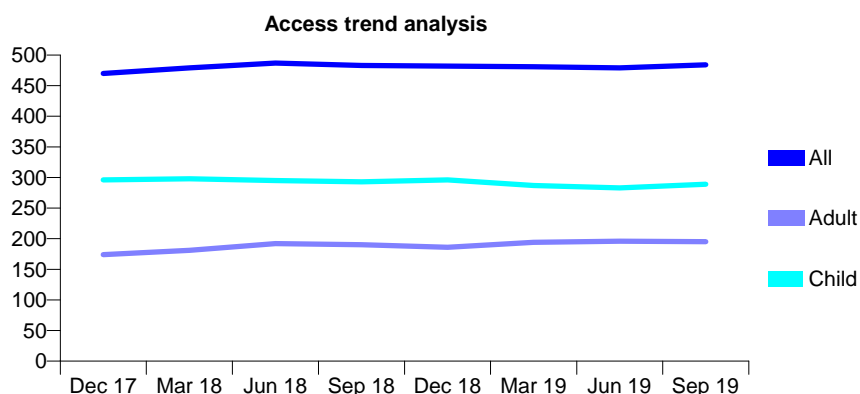
Q44 - Vital Signs At a Glance Contract Report for 173053/0001 - September 2019

Name or company name	Chester Road Dental Care Ltd
Contract type name	GDS Contract
Purpose of contract	General
Contract start date	01/07/2015
Contract end date	

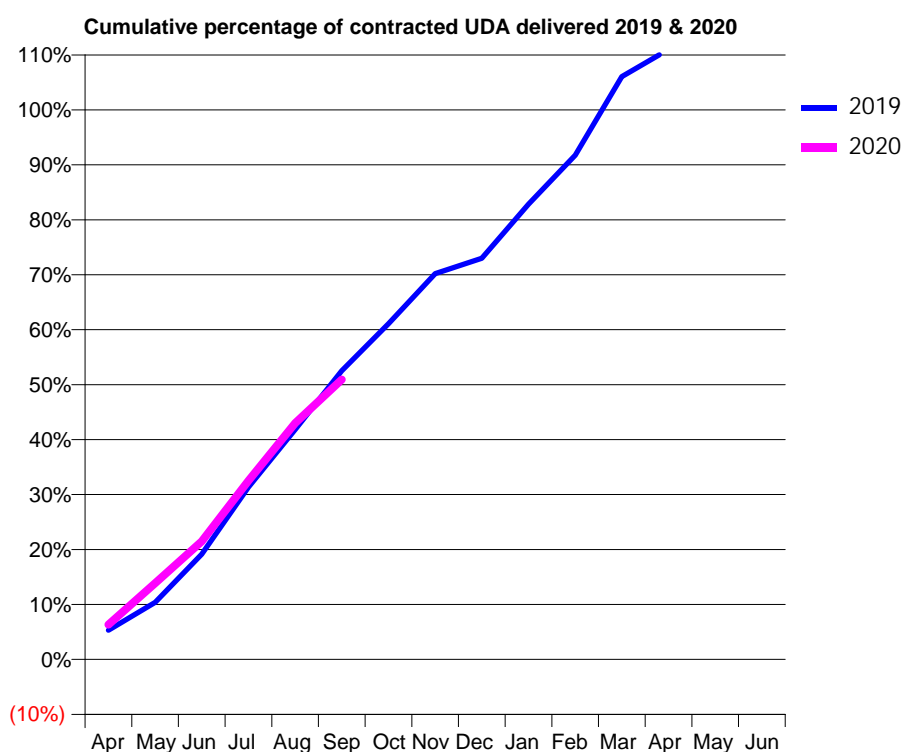
19/20 Contracted general activity (UDA)	1,149
Carry forward general activity (UDA)	0
19/20 Contracted orthodontic activity (UOA)	0
Carry forward orthodontic activity (UOA)	0
Baseline contract value	£24,861.55

ACCESS*

Patients seen in 24 months	Total	Change since previous quarter
Quarter ending September 2018	483	
Quarter ending December 2018	482	→
Quarter ending March 2019	481	→
Quarter ending June 2019	479	→
Quarter ending September 2019	484	→
Variance since September 2018	0.2%	→



ACTIVITY



Adjusted Scheduled Activity (UDA)		
Month	2019	2020
April	61	73
May	120	159
June	220	247
July	360	374
August	481	494
September	604	585
October	702	
November	807	
December	839	
January	952	
February	1,054	
March	1,218	
April	1,275	
May	1,275	
June	1,275	

QUALITY

	Quantity	Base Number	Contract	AT	Region	England
% of FP17s for the same patient ID Re-attending within 3 months - Children	24	259	9.3%	11.6%	12.1%	11.5%
% of FP17s for the same patient ID Re-attending within 3 months - Adults	26	143	18.2%	16.0%	15.6%	15.4%
% of FP17s for the same patient ID Re-attending between 3 & 9 months - Children	195	259	75.3%	57.9%	61.2%	59.7%
% of FP17s for the same patient ID Re-attending between 3 & 9 months - Adults	78	143	54.5%	52.7%	54.3%	51.7%
% of FP17s for Band 1 Urgent Courses	11	372	3.0%	9.9%	9.1%	9.2%
% of FP17s Relating to Free Repair or Replacements	0	372	0.0%	1.0%	0.9%	0.7%
% of FP17s Relating to Continuations	0	372	0.0%	1.0%	1.0%	0.8%
% of Patients satisfied with the dentistry they have received	1	1	N/A	92.9%	94.4%	93.5%
% of Patients satisfied with the time they had to wait for an appointment	1	1	N/A	86.5%	88.1%	87.4%

* This is based on patients treated on this contract for their most recent course of treatment. Figures in italics indicate the base number of FP17s or Patient Questionnaire responses are less than 100. N/A is shown where the base number of responses is less than 10 during the period. % is calculated as Quantity/Base number*100

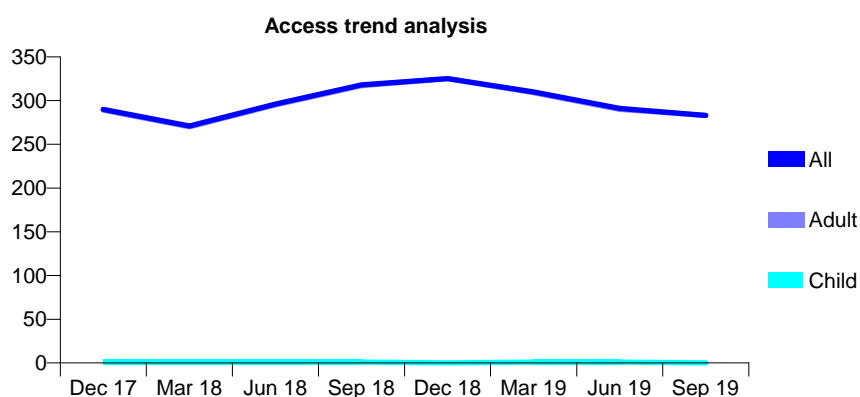
Q44 - Vital Signs At a Glance Contract Report for 174343/0012 - September 2019

Name or company name	Bridgewater Community Healthcare NHS F
Contract type name	PDS Contract
Purpose of contract	General
Contract start date	01/07/2015
Contract end date	30/06/2023

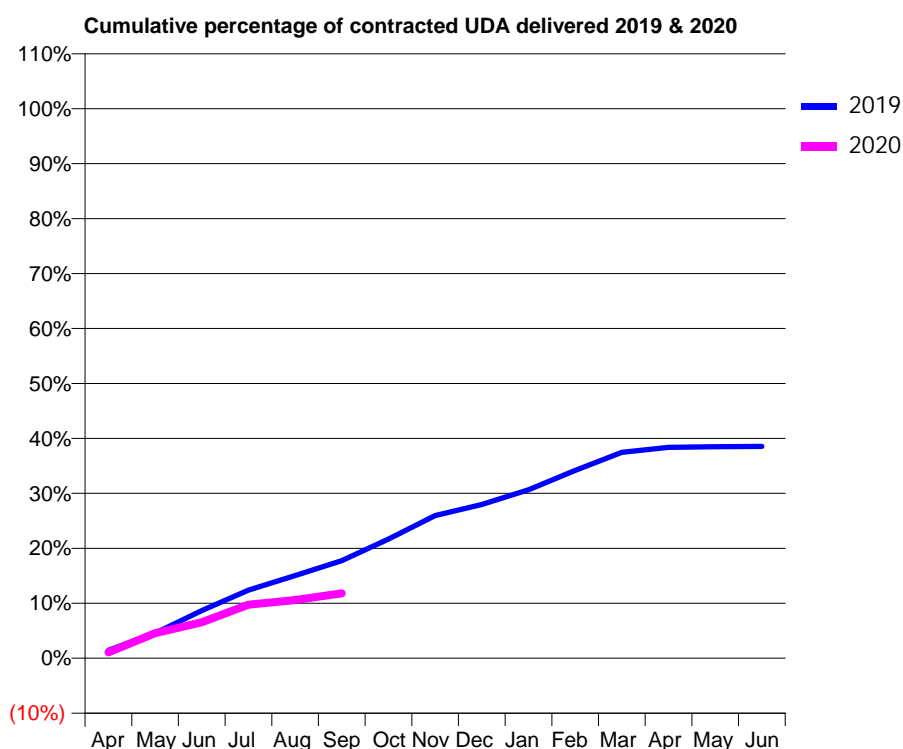
19/20 Contracted general activity (UDA)	6,600
Carry forward general activity (UDA)	0
19/20 Contracted orthodontic activity (UOA)	0
Carry forward orthodontic activity (UOA)	0
Baseline contract value	£360,240.04

ACCESS*

Patients seen in 24 months	Total	Change since previous quarter
Quarter ending September 2018	318	
Quarter ending December 2018	325	↑
Quarter ending March 2019	310	↓
Quarter ending June 2019	291	↓
Quarter ending September 2019	283	↓
Variance since September 2018	(11.0%)	↓



ACTIVITY



Month	2019	2020
April	95	69
May	301	301
June	572	432
July	817	643
August	993	698
September	1,172	780
October	1,431	
November	1,713	
December	1,846	
January	2,024	
February	2,257	
March	2,472	
April	2,533	
May	2,539	
June	2,545	

QUALITY

	Quantity	Base Number	Contract	AT	Region	England
% of FP17s for the same patient ID Re-attending within 3 months - Children	0	3	0.0%	11.6%	12.1%	11.5%
% of FP17s for the same patient ID Re-attending within 3 months - Adults	4	364	1.1%	16.0%	15.6%	15.4%
% of FP17s for the same patient ID Re-attending between 3 & 9 months - Children	0	3	0.0%	57.9%	61.2%	59.7%
% of FP17s for the same patient ID Re-attending between 3 & 9 months - Adults	1	364	0.3%	52.7%	54.3%	51.7%
% of FP17s for Band 1 Urgent Courses	3	327	0.9%	9.9%	9.1%	9.2%
% of FP17s Relating to Free Repair or Replacements	0	327	0.0%	1.0%	0.9%	0.7%
% of FP17s Relating to Continuations	3	327	0.9%	1.0%	1.0%	0.8%
% of Patients satisfied with the dentistry they have received	0	0	N/A	92.9%	94.4%	93.5%
% of Patients satisfied with the time they had to wait for an appointment	0	0	N/A	86.5%	88.1%	87.4%

* This is based on patients treated on this contract for their most recent course of treatment.

Figures in italics indicate the base number of FP17s or Patient Questionnaire responses are less than 100. N/A is shown where the base number of responses is less than 10 during the period. % is calculated as Quantity/Base number*100

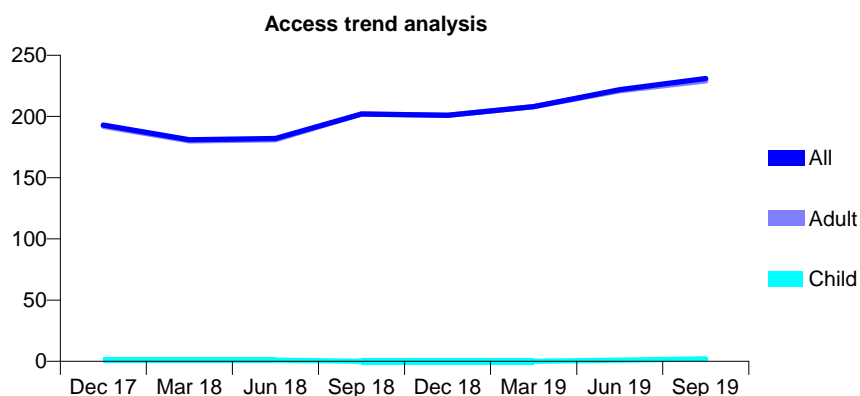
Q44 - Vital Signs At a Glance Contract Report for 174343/0013 - September 2019

Name or company name	Bridgewater Community Healthcare NHS F
Contract type name	PDS Contract
Purpose of contract	General
Contract start date	01/07/2015
Contract end date	30/06/2023

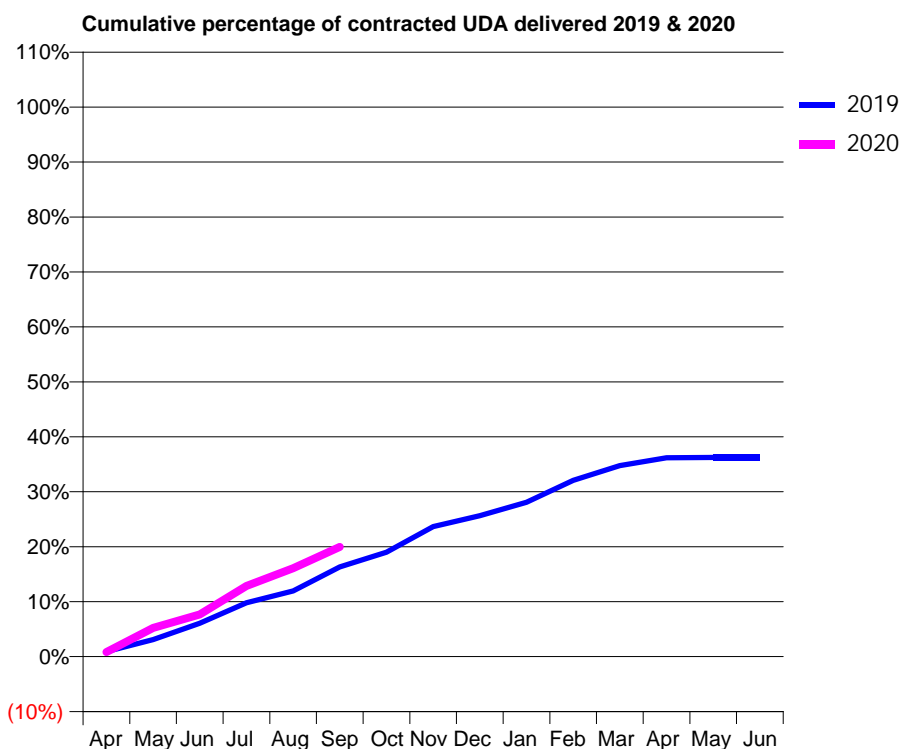
19/20 Contracted general activity (UDA)	2,850
Carry forward general activity (UDA)	0
19/20 Contracted orthodontic activity (UOA)	0
Carry forward orthodontic activity (UOA)	0
Baseline contract value	£155,558.20

ACCESS*

Patients seen in 24 months	Total	Change since previous quarter
Quarter ending September 2018	202	
Quarter ending December 2018	201	→
Quarter ending March 2019	208	↑
Quarter ending June 2019	222	↑
Quarter ending September 2019	231	↑
Variance since September 2018	14.4%	↑



ACTIVITY



Month	Adjusted Scheduled Activity (UDA)	
	2019	2020
April	26	24
May	89	149
June	173	219
July	279	366
August	341	459
September	465	569
October	542	
November	675	
December	731	
January	801	
February	914	
March	991	
April	1,032	
May	1,033	
June	1,033	

QUALITY

	Quantity	Base Number	Contract	AT	Region	England
% of FP17s for the same patient ID Re-attending within 3 months - Children	0	4	0.0%	11.6%	12.1%	11.5%
% of FP17s for the same patient ID Re-attending within 3 months - Adults	1	231	0.4%	16.0%	15.6%	15.4%
% of FP17s for the same patient ID Re-attending between 3 & 9 months - Children	0	4	0.0%	57.9%	61.2%	59.7%
% of FP17s for the same patient ID Re-attending between 3 & 9 months - Adults	2	231	0.9%	52.7%	54.3%	51.7%
% of FP17s for Band 1 Urgent Courses	0	216	0.0%	9.9%	9.1%	9.2%
% of FP17s Relating to Free Repair or Replacements	0	216	0.0%	1.0%	0.9%	0.7%
% of FP17s Relating to Continuations	0	216	0.0%	1.0%	1.0%	0.8%
% of Patients satisfied with the dentistry they have received	0	0	N/A	92.9%	94.4%	93.5%
% of Patients satisfied with the time they had to wait for an appointment	0	0	N/A	86.5%	88.1%	87.4%

* This is based on patients treated on this contract for their most recent course of treatment. Figures in italics indicate the base number of FP17s or Patient Questionnaire responses are less than 100. N/A is shown where the base number of responses is less than 10 during the period. % is calculated as Quantity/Base number*100

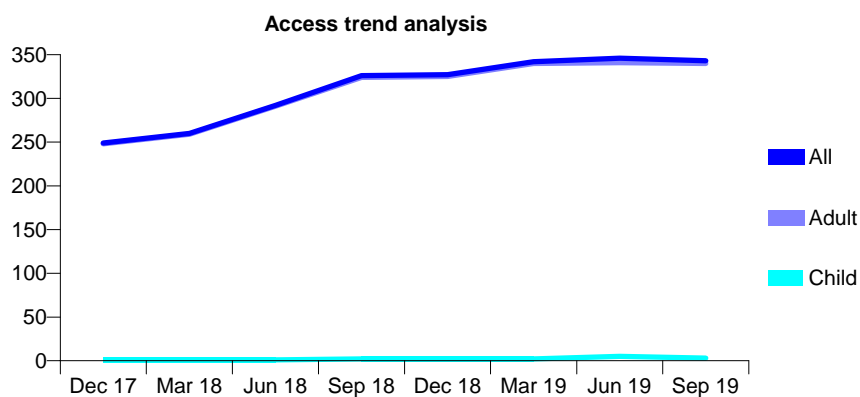
Q44 - Vital Signs At a Glance Contract Report for 174343/0014 - September 2019

Name or company name	Bridgewater Community Healthcare NHS F
Contract type name	PDS Contract
Purpose of contract	General
Contract start date	01/07/2015
Contract end date	30/06/2023

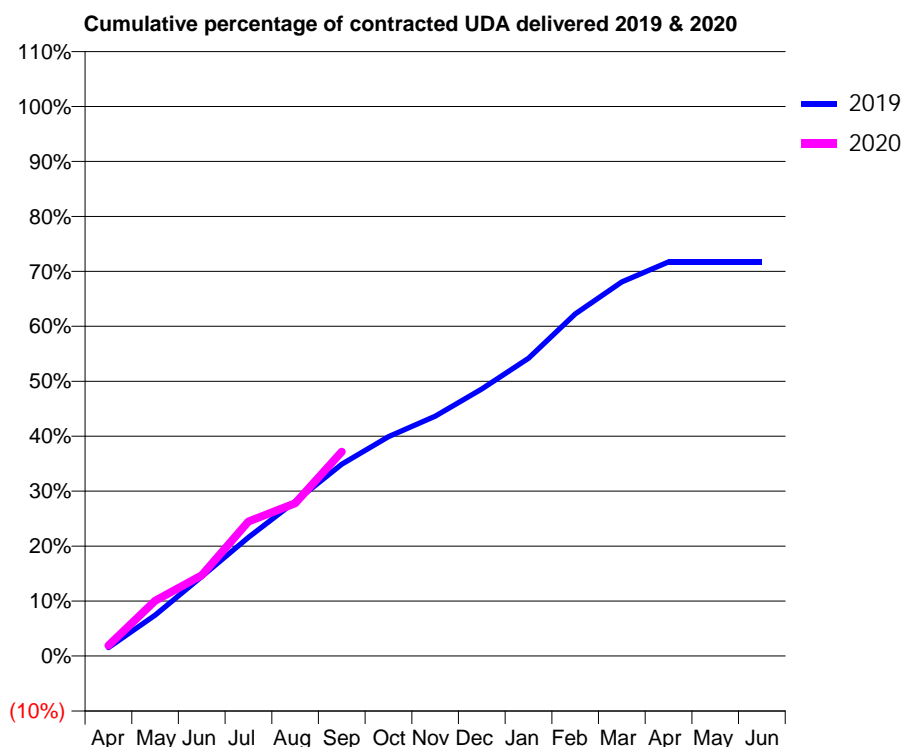
19/20 Contracted general activity (UDA)	3,450
Carry forward general activity (UDA)	0
19/20 Contracted orthodontic activity (UOA)	0
Carry forward orthodontic activity (UOA)	0
Baseline contract value	£188,307.29

ACCESS*

Patients seen in 24 months	Total	Change since previous quarter
Quarter ending September 2018	326	
Quarter ending December 2018	327	→
Quarter ending March 2019	342	↑
Quarter ending June 2019	346	→
Quarter ending September 2019	343	→
Variance since September 2018	5.2%	↑



ACTIVITY



Month	Adjusted Scheduled Activity (UDA)	
	2019	2020
April	53	66
May	257	347
June	499	507
July	746	844
August	970	959
September	1,205	1,282
October	1,377	
November	1,506	
December	1,677	
January	1,869	
February	2,148	
March	2,349	
April	2,475	
May	2,475	
June	2,475	

QUALITY

	Quantity	Base Number	Contract	AT	Region	England
% of FP17s for the same patient ID Re-attending within 3 months - Children	0	5	0.0%	11.6%	12.1%	11.5%
% of FP17s for the same patient ID Re-attending within 3 months - Adults	1	584	0.2%	16.0%	15.6%	15.4%
% of FP17s for the same patient ID Re-attending between 3 & 9 months - Children	0	5	0.0%	57.9%	61.2%	59.7%
% of FP17s for the same patient ID Re-attending between 3 & 9 months - Adults	0	584	0.0%	52.7%	54.3%	51.7%
% of FP17s for Band 1 Urgent Courses	0	535	0.0%	9.9%	9.1%	9.2%
% of FP17s Relating to Free Repair or Replacements	0	535	0.0%	1.0%	0.9%	0.7%
% of FP17s Relating to Continuations	0	535	0.0%	1.0%	1.0%	0.8%
% of Patients satisfied with the dentistry they have received	0	0	N/A	92.9%	94.4%	93.5%
% of Patients satisfied with the time they had to wait for an appointment	0	0	N/A	86.5%	88.1%	87.4%

* This is based on patients treated on this contract for their most recent course of treatment. Figures in italics indicate the base number of FP17s or Patient Questionnaire responses are less than 100. N/A is shown where the base number of responses is less than 10 during the period. % is calculated as Quantity/Base number*100

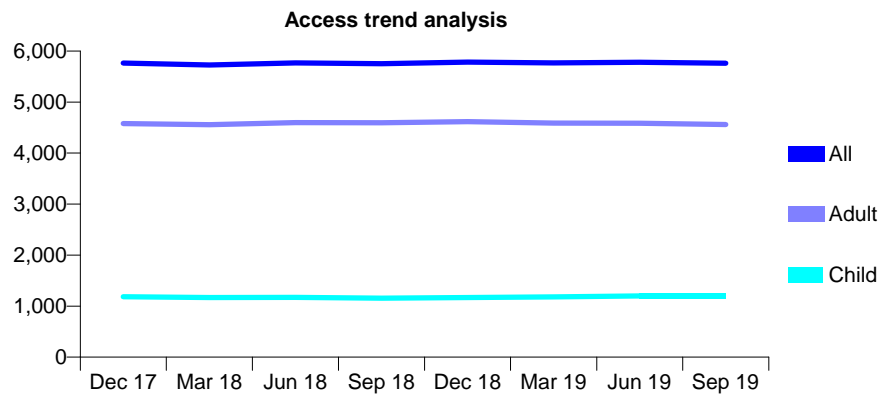
Q44 - Vital Signs At a Glance Contract Report for 175889/0001 - September 2019

Name or company name	Holmlands Dental Practice
Contract type name	GDS Contract
Purpose of contract	General
Contract start date	01/04/2006
Contract end date	

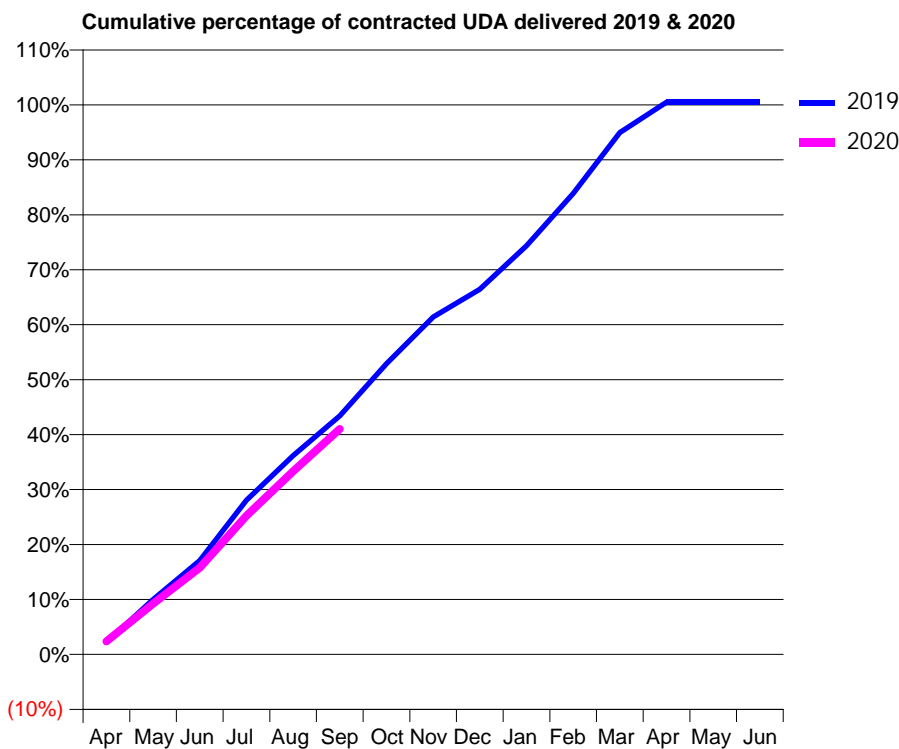
19/20 Contracted general activity (UDA)	17,000
Carry forward general activity (UDA)	396
19/20 Contracted orthodontic activity (UOA)	0
Carry forward orthodontic activity (UOA)	0
Baseline contract value	£512,128.66

ACCESS*

Patients seen in 24 months	Total	Change since previous quarter
Quarter ending September 2018	5,752	
Quarter ending December 2018	5,785	→
Quarter ending March 2019	5,768	→
Quarter ending June 2019	5,782	→
Quarter ending September 2019	5,760	→
Variance since September 2018	0.1%	→



ACTIVITY



Month	2019	2020
April	377	402
May	1,703	1,573
June	2,903	2,680
July	4,773	4,290
August	6,153	5,665
September	7,377	6,972
October	8,992	
November	10,439	
December	11,295	
January	12,643	
February	14,261	
March	16,139	
April	17,082	
May	17,081	
June	17,081	

QUALITY

	Quantity	Base Number	Contract	AT	Region	England
% of FP17s for the same patient ID Re-attending within 3 months - Children	65	949	6.8%	11.6%	12.1%	11.5%
% of FP17s for the same patient ID Re-attending within 3 months - Adults	393	2,853	13.8%	16.0%	15.6%	15.4%
% of FP17s for the same patient ID Re-attending between 3 & 9 months - Children	539	949	56.8%	57.9%	61.2%	59.7%
% of FP17s for the same patient ID Re-attending between 3 & 9 months - Adults	1,253	2,853	43.9%	52.7%	54.3%	51.7%
% of FP17s for Band 1 Urgent Courses	426	3,475	12.3%	9.9%	9.1%	9.2%
% of FP17s Relating to Free Repair or Replacements	17	3,475	0.5%	1.0%	0.9%	0.7%
% of FP17s Relating to Continuations	91	3,475	2.6%	1.0%	1.0%	0.8%
% of Patients satisfied with the dentistry they have received	3	3	N/A	92.9%	94.4%	93.5%
% of Patients satisfied with the time they had to wait for an appointment	3	3	N/A	86.5%	88.1%	87.4%

* This is based on patients treated on this contract for their most recent course of treatment. Figures in italics indicate the base number of FP17s or Patient Questionnaire responses are less than 100. N/A is shown where the base number of responses is less than 10 during the period. % is calculated as Quantity/Base number*100

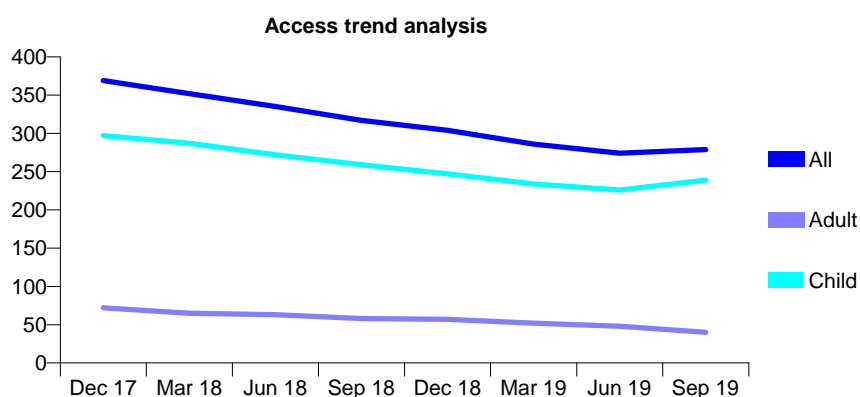
Q44 - Vital Signs At a Glance Contract Report for 176699/0001 - September 2019

Name or company name	Brunner Court Dental Practice
Contract type name	GDS Contract
Purpose of contract	General
Contract start date	01/11/2014
Contract end date	

19/20 Contracted general activity (UDA)	1,606
Carry forward general activity (UDA)	0
19/20 Contracted orthodontic activity (UOA)	0
Carry forward orthodontic activity (UOA)	0
Baseline contract value	£40,585.69

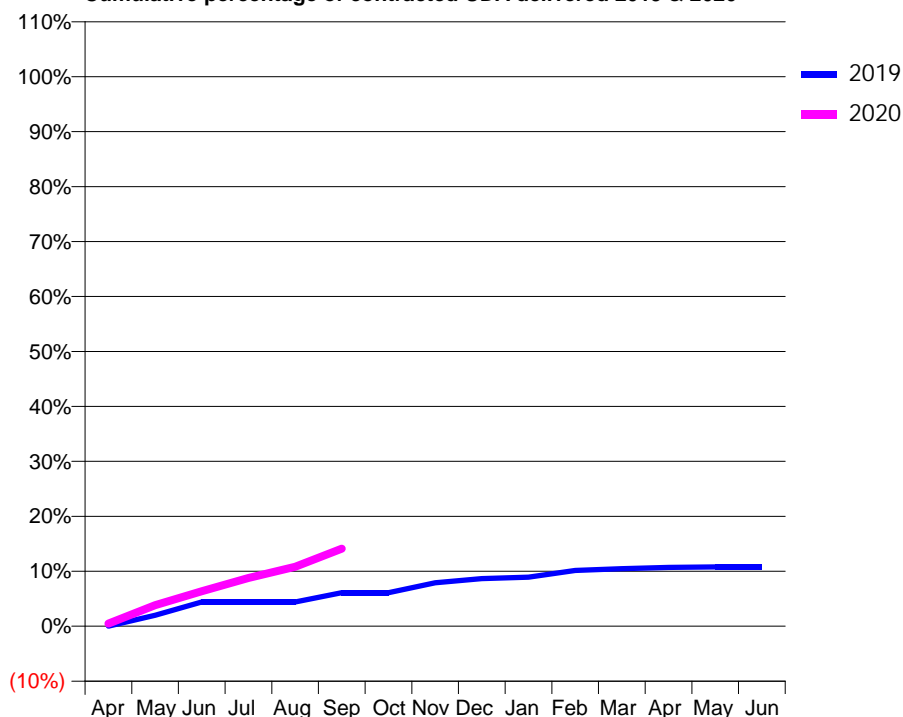
ACCESS*

Patients seen in 24 months	Total	Change since previous quarter
Quarter ending September 2018	317	
Quarter ending December 2018	304	↓
Quarter ending March 2019	286	↓
Quarter ending June 2019	274	↓
Quarter ending September 2019	279	→
Variance since September 2018	(12.0%)	↓



ACTIVITY

Cumulative percentage of contracted UDA delivered 2019 & 2020



Adjusted Scheduled Activity (UDA)

Month	2019	2020
April	0	8
May	32	61
June	71	102
July	71	141
August	71	174
September	98	227
October	98	
November	127	
December	139	
January	143	
February	163	
March	168	
April	172	
May	173	
June	173	

QUALITY

	Quantity	Base Number	Contract	AT	Region	England
% of FP17s for the same patient ID Re-attending within 3 months - Children	11	170	6.5%	11.6%	12.1%	11.5%
% of FP17s for the same patient ID Re-attending within 3 months - Adults	1	10	10.0%	16.0%	15.6%	15.4%
% of FP17s for the same patient ID Re-attending between 3 & 9 months - Children	46	170	27.1%	57.9%	61.2%	59.7%
% of FP17s for the same patient ID Re-attending between 3 & 9 months - Adults	2	10	20.0%	52.7%	54.3%	51.7%
% of FP17s for Band 1 Urgent Courses	10	173	5.8%	9.9%	9.1%	9.2%
% of FP17s Relating to Free Repair or Replacements	0	173	0.0%	1.0%	0.9%	0.7%
% of FP17s Relating to Continuations	0	173	0.0%	1.0%	1.0%	0.8%
% of Patients satisfied with the dentistry they have received	0	0	N/A	92.9%	94.4%	93.5%
% of Patients satisfied with the time they had to wait for an appointment	0	0	N/A	86.5%	88.1%	87.4%

* This is based on patients treated on this contract for their most recent course of treatment.

Figures in italics indicate the base number of FP17s or Patient Questionnaire responses are less than 100. N/A is shown where the base number of responses is less than 10 during the period. % is calculated as Quantity/Base number*100

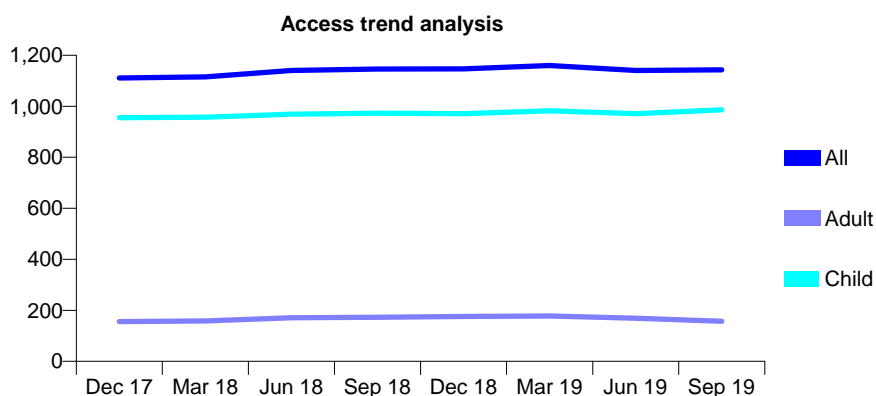
Q44 - Vital Signs At a Glance Contract Report for 177482/0001 - September 2019

Name or company name	Moody Terrace Dental Practice Ltd
Contract type name	GDS Contract
Purpose of contract	General
Contract start date	01/01/2008
Contract end date	

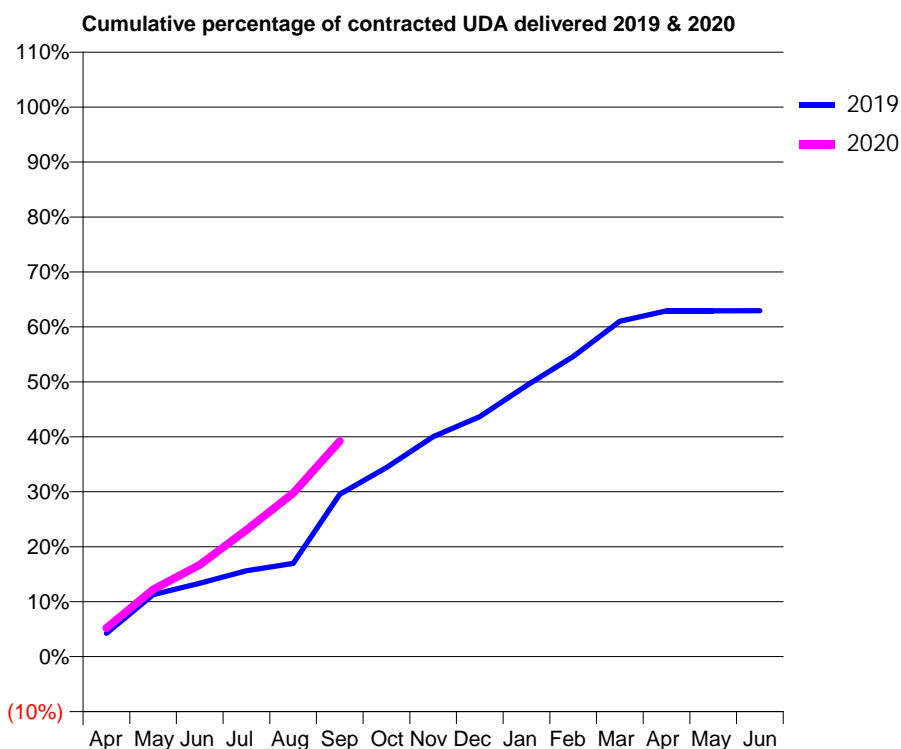
19/20 Contracted general activity (UDA)	3,000
Carry forward general activity (UDA)	0
19/20 Contracted orthodontic activity (UOA)	0
Carry forward orthodontic activity (UOA)	0
Baseline contract value	£64,824.20

ACCESS*

Patients seen in 24 months	Total	Change since previous quarter
Quarter ending September 2018	1,146	
Quarter ending December 2018	1,147	→
Quarter ending March 2019	1,160	→
Quarter ending June 2019	1,140	↓
Quarter ending September 2019	1,143	→
Variance since September 2018	(0.3%)	→



ACTIVITY



Month	Adjusted Scheduled Activity (UDA)	
	2019	2020
April	169	156
May	452	366
June	534	501
July	625	692
August	679	893
September	1,182	1,176
October	1,377	
November	1,601	
December	1,747	
January	1,973	
February	2,184	
March	2,441	
April	2,517	
May	2,517	
June	2,518	

QUALITY

	Quantity	Base Number	Contract	AT	Region	England
% of FP17s for the same patient ID Re-attending within 3 months - Children	69	808	8.5%	11.6%	12.1%	11.5%
% of FP17s for the same patient ID Re-attending within 3 months - Adults	4	53	7.5%	16.0%	15.6%	15.4%
% of FP17s for the same patient ID Re-attending between 3 & 9 months - Children	584	808	72.3%	57.9%	61.2%	59.7%
% of FP17s for the same patient ID Re-attending between 3 & 9 months - Adults	44	53	83.0%	52.7%	54.3%	51.7%
% of FP17s for Band 1 Urgent Courses	27	807	3.3%	9.9%	9.1%	9.2%
% of FP17s Relating to Free Repair or Replacements	0	807	0.0%	1.0%	0.9%	0.7%
% of FP17s Relating to Continuations	0	807	0.0%	1.0%	1.0%	0.8%
% of Patients satisfied with the dentistry they have received	0	0	N/A	92.9%	94.4%	93.5%
% of Patients satisfied with the time they had to wait for an appointment	0	0	N/A	86.5%	88.1%	87.4%

* This is based on patients treated on this contract for their most recent course of treatment. Figures in italics indicate the base number of FP17s or Patient Questionnaire responses are less than 100. N/A is shown where the base number of responses is less than 10 during the period. % is calculated as Quantity/Base number*100

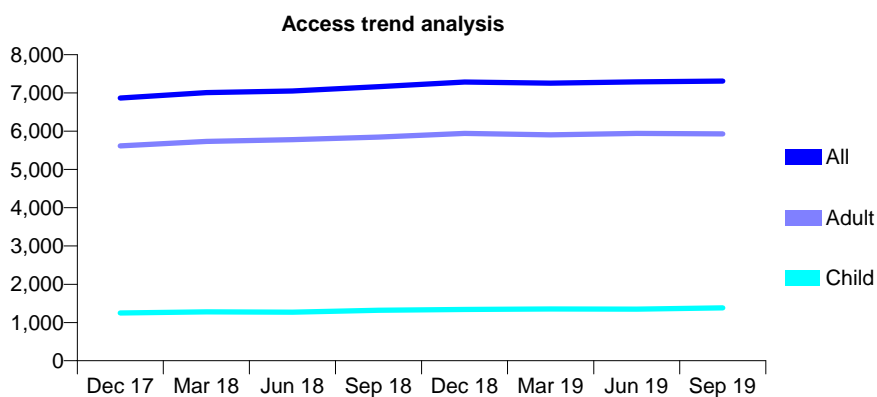
Q44 - Vital Signs At a Glance Contract Report for 181331/0001 - September 2019

Name or company name	Prenton Dental Practice
Contract type name	GDS Contract
Purpose of contract	General
Contract start date	01/04/2006
Contract end date	

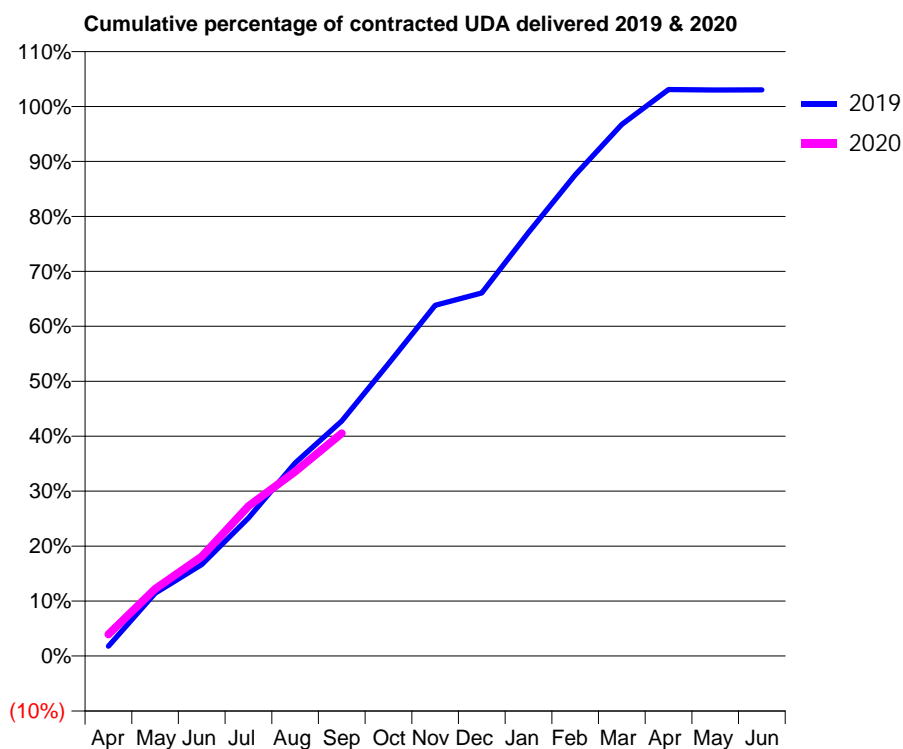
19/20 Contracted general activity (UDA)	21,341
Carry forward general activity (UDA)	0
19/20 Contracted orthodontic activity (UOA)	0
Carry forward orthodontic activity (UOA)	0
Baseline contract value	£657,927.25

ACCESS*

Patients seen in 24 months	Total	Change since previous quarter
Quarter ending September 2018	7,162	
Quarter ending December 2018	7,284	→
Quarter ending March 2019	7,256	→
Quarter ending June 2019	7,286	→
Quarter ending September 2019	7,308	→
Variance since September 2018	2.0%	↑



ACTIVITY



Month	Adjusted Scheduled Activity (UDA)	
	2019	2020
April	383	842
May	2,440	2,609
June	3,554	3,861
July	5,361	5,818
August	7,495	7,163
September	9,126	8,651
October	11,353	
November	13,618	
December	14,100	
January	16,452	
February	18,686	
March	20,639	
April	21,999	
May	21,983	
June	21,988	

QUALITY

	Quantity	Base Number	Contract	AT	Region	England
% of FP17s for the same patient ID Re-attending within 3 months - Children	95	906	10.5%	11.6%	12.1%	11.5%
% of FP17s for the same patient ID Re-attending within 3 months - Adults	838	3,964	21.1%	16.0%	15.6%	15.4%
% of FP17s for the same patient ID Re-attending between 3 & 9 months - Children	500	906	55.2%	57.9%	61.2%	59.7%
% of FP17s for the same patient ID Re-attending between 3 & 9 months - Adults	1,805	3,964	45.5%	52.7%	54.3%	51.7%
% of FP17s for Band 1 Urgent Courses	654	4,052	16.1%	9.9%	9.1%	9.2%
% of FP17s Relating to Free Repair or Replacements	55	4,052	1.4%	1.0%	0.9%	0.7%
% of FP17s Relating to Continuations	37	4,052	0.9%	1.0%	1.0%	0.8%
% of Patients satisfied with the dentistry they have received	10	11	90.9%	92.9%	94.4%	93.5%
% of Patients satisfied with the time they had to wait for an appointment	11	11	100.0%	86.5%	88.1%	87.4%

* This is based on patients treated on this contract for their most recent course of treatment. Figures in italics indicate the base number of FP17s or Patient Questionnaire responses are less than 100. N/A is shown where the base number of responses is less than 10 during the period. % is calculated as Quantity/Base number*100

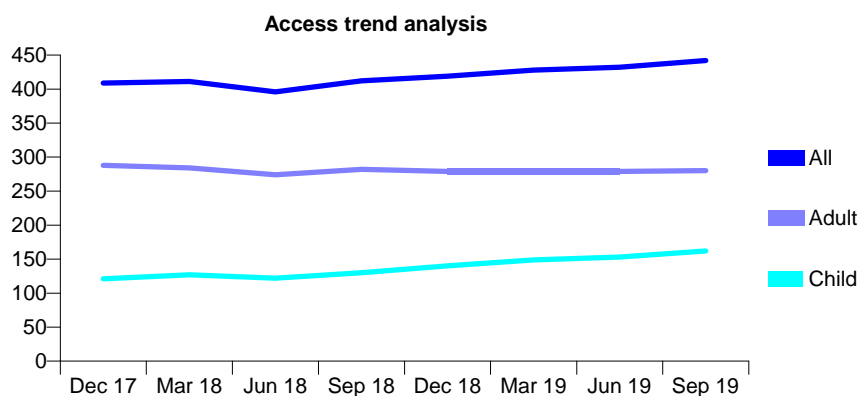
Q44 - Vital Signs At a Glance Contract Report for 185248/0001 - September 2019

Name or company name	Cheshire Centre of Dental Excellence
Contract type name	GDS Contract
Purpose of contract	General
Contract start date	01/06/2010
Contract end date	

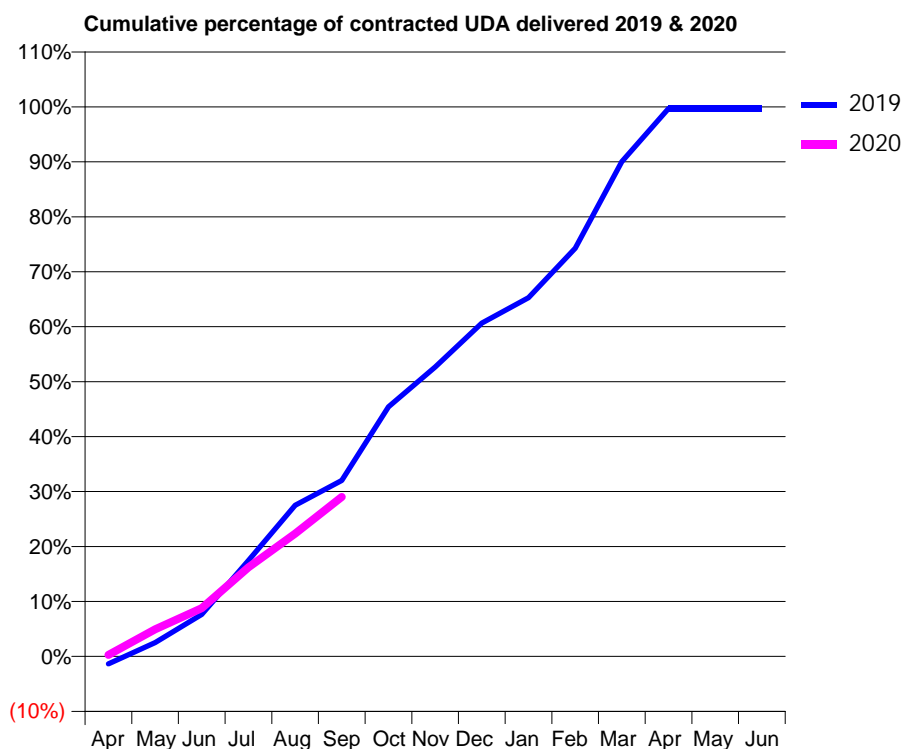
19/20 Contracted general activity (UDA)	1,380
Carry forward general activity (UDA)	4
19/20 Contracted orthodontic activity (UOA)	0
Carry forward orthodontic activity (UOA)	0
Baseline contract value	£37,886.00

ACCESS*

Patients seen in 24 months	Total	Change since previous quarter
Quarter ending September 2018	412	
Quarter ending December 2018	419	→
Quarter ending March 2019	428	↑
Quarter ending June 2019	432	→
Quarter ending September 2019	442	↑
Variance since September 2018	7.3%	↑



ACTIVITY



Month	2019	2020
April	-19	4
May	35	68
June	106	121
July	241	223
August	380	309
September	442	401
October	627	
November	727	
December	837	
January	901	
February	1,025	
March	1,243	
April	1,376	
May	1,376	
June	1,376	

QUALITY

	Quantity	Base Number	Contract	AT	Region	England
% of FP17s for the same patient ID Re-attending within 3 months - Children	3	110	2.7%	11.6%	12.1%	11.5%
% of FP17s for the same patient ID Re-attending within 3 months - Adults	17	167	10.2%	16.0%	15.6%	15.4%
% of FP17s for the same patient ID Re-attending between 3 & 9 months - Children	74	110	67.3%	57.9%	61.2%	59.7%
% of FP17s for the same patient ID Re-attending between 3 & 9 months - Adults	103	167	61.7%	52.7%	54.3%	51.7%
% of FP17s for Band 1 Urgent Courses	4	238	1.7%	9.9%	9.1%	9.2%
% of FP17s Relating to Free Repair or Replacements	3	238	1.3%	1.0%	0.9%	0.7%
% of FP17s Relating to Continuations	2	238	0.8%	1.0%	1.0%	0.8%
% of Patients satisfied with the dentistry they have received	1	1	N/A	92.9%	94.4%	93.5%
% of Patients satisfied with the time they had to wait for an appointment	1	1	N/A	86.5%	88.1%	87.4%

* This is based on patients treated on this contract for their most recent course of treatment. Figures in italics indicate the base number of FP17s or Patient Questionnaire responses are less than 100. N/A is shown where the base number of responses is less than 10 during the period. % is calculated as Quantity/Base number*100

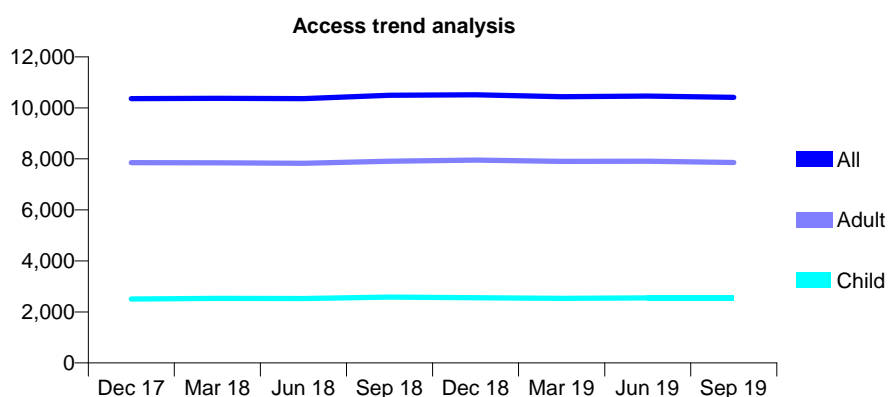
Q44 - Vital Signs At a Glance Contract Report for 185620/0001 - September 2019

Name or company name	Xeon Smiles UK Ltd
Contract type name	PDS Contract
Purpose of contract	General
Contract start date	01/04/2009
Contract end date	31/03/2021

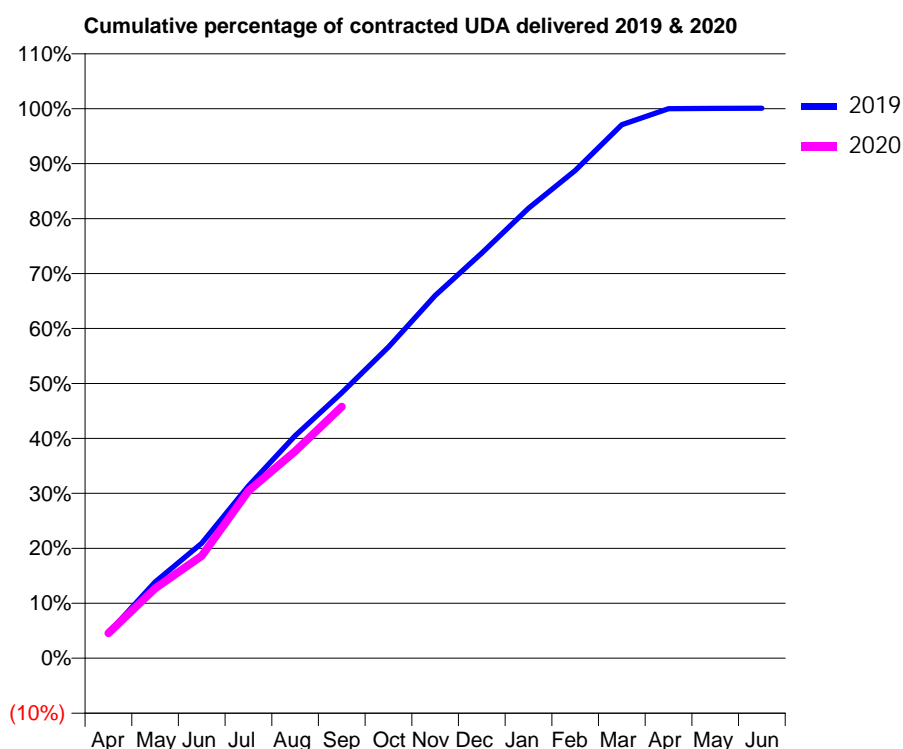
19/20 Contracted general activity (UDA)	32,798
Carry forward general activity (UDA)	0
19/20 Contracted orthodontic activity (UOA)	0
Carry forward orthodontic activity (UOA)	0
Baseline contract value	£857,531.38

ACCESS*

Patients seen in 24 months	Total	Change since previous quarter
Quarter ending September 2018	10,490	
Quarter ending December 2018	10,515	→
Quarter ending March 2019	10,440	→
Quarter ending June 2019	10,461	→
Quarter ending September 2019	10,413	→
Variance since September 2018	(0.7%)	→



ACTIVITY



Month	2019	2020
April	1,516	1,497
May	4,560	4,164
June	6,863	6,108
July	10,282	9,982
August	13,279	12,360
September	15,841	15,011
October	18,569	
November	21,655	
December	24,174	
January	26,855	
February	29,114	
March	31,839	
April	32,792	
May	32,811	
June	32,825	

QUALITY

	Quantity	Base Number	Contract	AT	Region	England
% of FP17s for the same patient ID Re-attending within 3 months - Children	180	2,244	8.0%	11.6%	12.1%	11.5%
% of FP17s for the same patient ID Re-attending within 3 months - Adults	820	5,693	14.4%	16.0%	15.6%	15.4%
% of FP17s for the same patient ID Re-attending between 3 & 9 months - Children	1,494	2,244	66.6%	57.9%	61.2%	59.7%
% of FP17s for the same patient ID Re-attending between 3 & 9 months - Adults	3,161	5,693	55.5%	52.7%	54.3%	51.7%
% of FP17s for Band 1 Urgent Courses	650	7,497	8.7%	9.9%	9.1%	9.2%
% of FP17s Relating to Free Repair or Replacements	59	7,497	0.8%	1.0%	0.9%	0.7%
% of FP17s Relating to Continuations	24	7,497	0.3%	1.0%	1.0%	0.8%
% of Patients satisfied with the dentistry they have received	11	11	100.0%	92.9%	94.4%	93.5%
% of Patients satisfied with the time they had to wait for an appointment	9	11	81.8%	86.5%	88.1%	87.4%

* This is based on patients treated on this contract for their most recent course of treatment.

Figures in italics indicate the base number of FP17s or Patient Questionnaire responses are less than 100. N/A is shown where the base number of responses is less than 10 during the period. % is calculated as Quantity/Base number*100

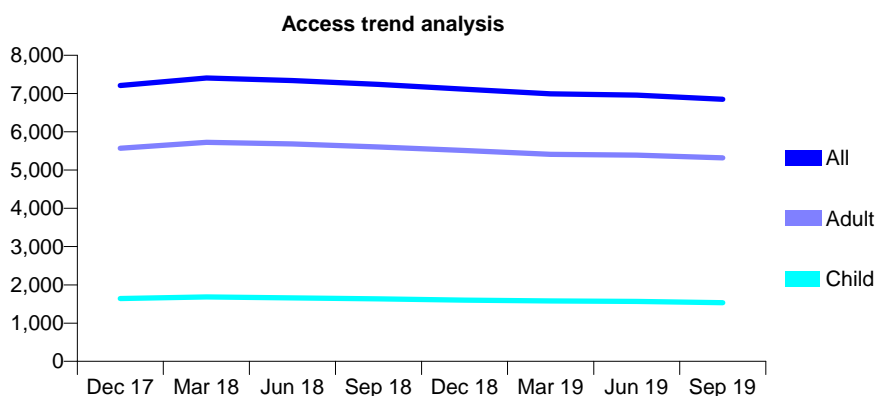
Q44 - Vital Signs At a Glance Contract Report for 192546/0001 - September 2019

Name or company name	Birchwood Dental Practice
Contract type name	GDS Contract
Purpose of contract	General
Contract start date	01/07/2014
Contract end date	

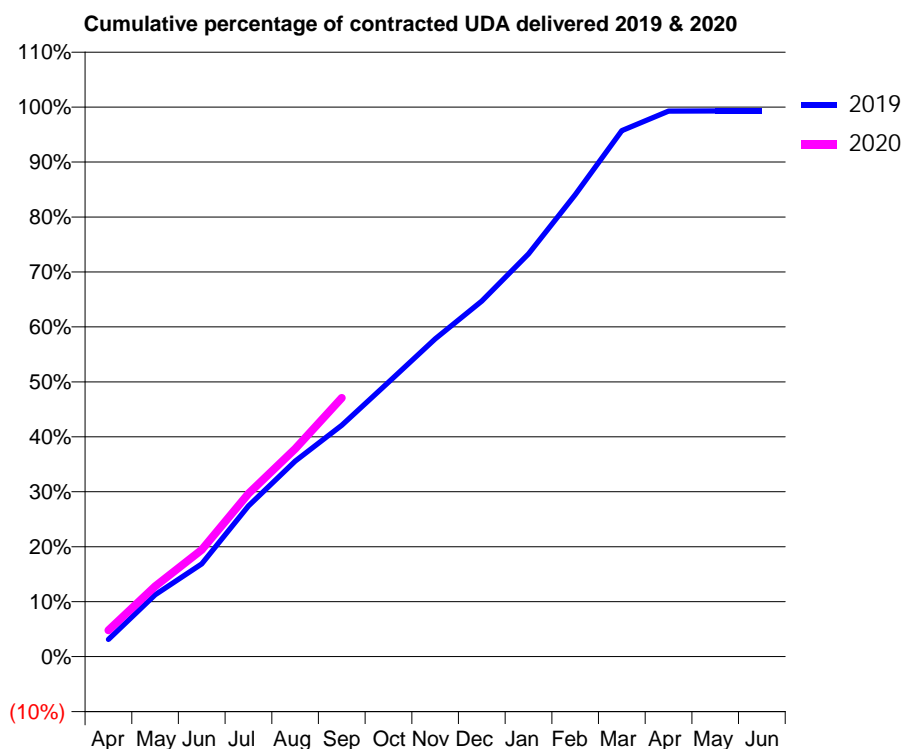
19/20 Contracted general activity (UDA)	19,914
Carry forward general activity (UDA)	141
19/20 Contracted orthodontic activity (UOA)	0
Carry forward orthodontic activity (UOA)	0
Baseline contract value	£617,576.24

ACCESS*

Patients seen in 24 months	Total	Change since previous quarter
Quarter ending September 2018	7,237	
Quarter ending December 2018	7,113	↓
Quarter ending March 2019	6,992	↓
Quarter ending June 2019	6,959	→
Quarter ending September 2019	6,851	↓
Variance since September 2018	(5.3%)	↓



ACTIVITY



Month	Adjusted Scheduled Activity (UDA)	
	2019	2020
April	627	954
May	2,246	2,549
June	3,360	3,874
July	5,465	5,910
August	7,085	7,533
September	8,382	9,379
October	9,944	
November	11,513	
December	12,888	
January	14,590	
February	16,735	
March	19,057	
April	19,770	
May	19,773	
June	19,773	

QUALITY

	Quantity	Base Number	Contract	AT	Region	England
% of FP17s for the same patient ID Re-attending within 3 months - Children	71	1,071	6.6%	11.6%	12.1%	11.5%
% of FP17s for the same patient ID Re-attending within 3 months - Adults	547	3,534	15.5%	16.0%	15.6%	15.4%
% of FP17s for the same patient ID Re-attending between 3 & 9 months - Children	600	1,071	56.0%	57.9%	61.2%	59.7%
% of FP17s for the same patient ID Re-attending between 3 & 9 months - Adults	1,561	3,534	44.2%	52.7%	54.3%	51.7%
% of FP17s for Band 1 Urgent Courses	279	4,250	6.6%	9.9%	9.1%	9.2%
% of FP17s Relating to Free Repair or Replacements	79	4,250	1.9%	1.0%	0.9%	0.7%
% of FP17s Relating to Continuations	98	4,250	2.3%	1.0%	1.0%	0.8%
% of Patients satisfied with the dentistry they have received	3	4	N/A	92.9%	94.4%	93.5%
% of Patients satisfied with the time they had to wait for an appointment	3	4	N/A	86.5%	88.1%	87.4%

* This is based on patients treated on this contract for their most recent course of treatment. Figures in italics indicate the base number of FP17s or Patient Questionnaire responses are less than 100. N/A is shown where the base number of responses is less than 10 during the period. % is calculated as Quantity/Base number*100

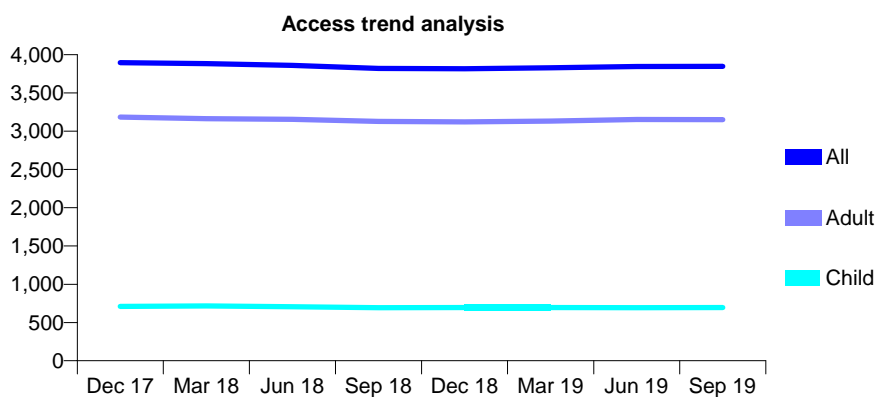
Q44 - Vital Signs At a Glance Contract Report for 193321/0001 - September 2019

Name or company name	PRESTBURY DENTAL PRACTICE LIMITE
Contract type name	GDS Contract
Purpose of contract	General
Contract start date	01/10/2011
Contract end date	

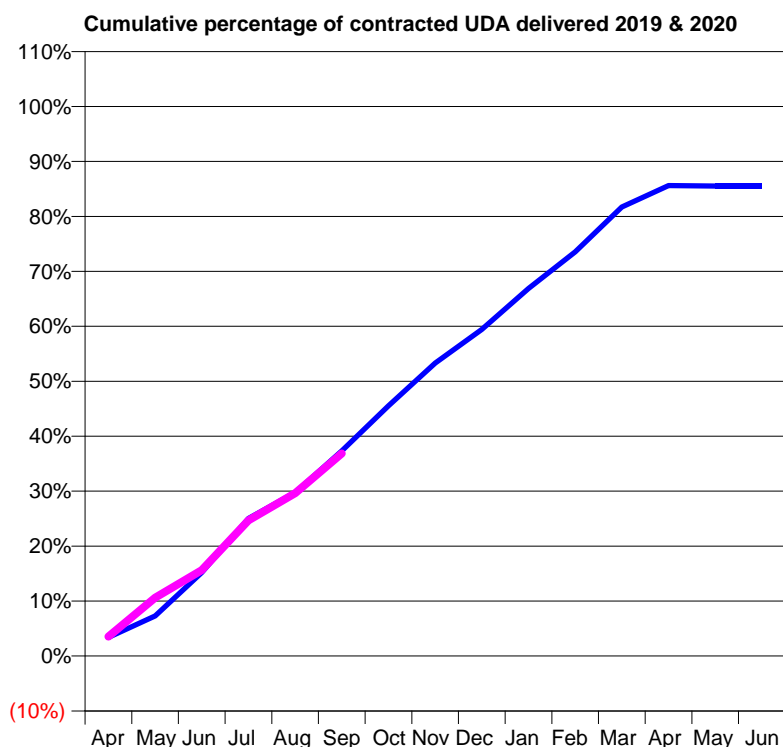
19/20 Contracted general activity (UDA)	13,500
Carry forward general activity (UDA)	0
19/20 Contracted orthodontic activity (UOA)	0
Carry forward orthodontic activity (UOA)	0
Baseline contract value	£385,267.74

ACCESS*

Patients seen in 24 months	Total	Change since previous quarter
Quarter ending September 2018	3,820	
Quarter ending December 2018	3,816	→
Quarter ending March 2019	3,828	→
Quarter ending June 2019	3,846	→
Quarter ending September 2019	3,847	→
Variance since September 2018	0.7%	→



ACTIVITY



Month	Adjusted Scheduled Activity (UDA)	
	2019	2020
April	458	478
May	985	1,432
June	2,051	2,107
July	3,381	3,335
August	4,019	4,003
September	5,041	4,974
October	6,146	
November	7,196	
December	8,022	
January	9,030	
February	9,929	
March	11,029	
April	11,556	
May	11,547	
June	11,547	

QUALITY

	Quantity	Base Number	Contract	AT	Region	England
% of FP17s for the same patient ID Re-attending within 3 months - Children	23	551	4.2%	11.6%	12.1%	11.5%
% of FP17s for the same patient ID Re-attending within 3 months - Adults	483	2,684	18.0%	16.0%	15.6%	15.4%
% of FP17s for the same patient ID Re-attending between 3 & 9 months - Children	347	551	63.0%	57.9%	61.2%	59.7%
% of FP17s for the same patient ID Re-attending between 3 & 9 months - Adults	1,723	2,684	64.2%	52.7%	54.3%	51.7%
% of FP17s for Band 1 Urgent Courses	393	3,021	13.0%	9.9%	9.1%	9.2%
% of FP17s Relating to Free Repair or Replacements	43	3,021	1.4%	1.0%	0.9%	0.7%
% of FP17s Relating to Continuations	28	3,021	0.9%	1.0%	1.0%	0.8%
% of Patients satisfied with the dentistry they have received	3	3	N/A	92.9%	94.4%	93.5%
% of Patients satisfied with the time they had to wait for an appointment	3	3	N/A	86.5%	88.1%	87.4%

* This is based on patients treated on this contract for their most recent course of treatment. Figures in italics indicate the base number of FP17s or Patient Questionnaire responses are less than 100. N/A is shown where the base number of responses is less than 10 during the period. % is calculated as Quantity/Base number*100

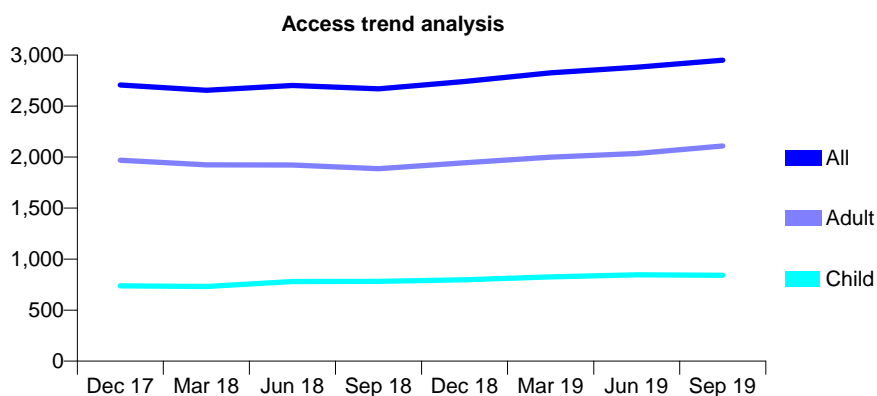
Q44 - Vital Signs At a Glance Contract Report for 194298/0001 - September 2019

Name or company name	Woodchurch Dental Practice
Contract type name	GDS Contract
Purpose of contract	General
Contract start date	08/10/2012
Contract end date	

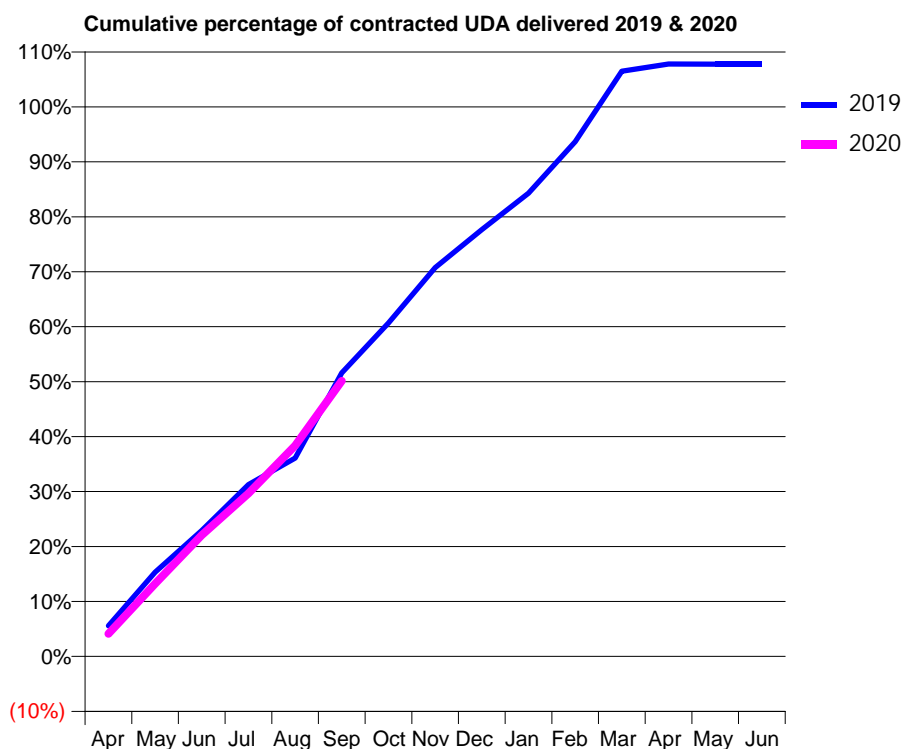
19/20 Contracted general activity (UDA)	6,570
Carry forward general activity (UDA)	0
19/20 Contracted orthodontic activity (UOA)	0
Carry forward orthodontic activity (UOA)	0
Baseline contract value	£210,242.07

ACCESS*

Patients seen in 24 months	Total	Change since previous quarter
Quarter ending September 2018	2,668	
Quarter ending December 2018	2,742	↑
Quarter ending March 2019	2,825	↑
Quarter ending June 2019	2,881	→
Quarter ending September 2019	2,950	↑
Variance since September 2018	10.6%	↑



ACTIVITY



Month	2019	2020
April	366	270
May	1,009	870
June	1,504	1,450
July	2,055	1,949
August	2,372	2,522
September	3,388	3,294
October	3,986	
November	4,649	
December	5,103	
January	5,538	
February	6,154	
March	6,997	
April	7,081	
May	7,080	
June	7,080	

QUALITY

	Quantity	Base Number	Contract	AT	Region	England
% of FP17s for the same patient ID Re-attending within 3 months - Children	77	676	11.4%	11.6%	12.1%	11.5%
% of FP17s for the same patient ID Re-attending within 3 months - Adults	323	1,512	21.4%	16.0%	15.6%	15.4%
% of FP17s for the same patient ID Re-attending between 3 & 9 months - Children	350	676	51.8%	57.9%	61.2%	59.7%
% of FP17s for the same patient ID Re-attending between 3 & 9 months - Adults	530	1,512	35.1%	52.7%	54.3%	51.7%
% of FP17s for Band 1 Urgent Courses	404	1,570	25.7%	9.9%	9.1%	9.2%
% of FP17s Relating to Free Repair or Replacements	12	1,570	0.8%	1.0%	0.9%	0.7%
% of FP17s Relating to Continuations	10	1,570	0.6%	1.0%	1.0%	0.8%
% of Patients satisfied with the dentistry they have received	1	1	N/A	92.9%	94.4%	93.5%
% of Patients satisfied with the time they had to wait for an appointment	1	1	N/A	86.5%	88.1%	87.4%

* This is based on patients treated on this contract for their most recent course of treatment. Figures in italics indicate the base number of FP17s or Patient Questionnaire responses are less than 100. N/A is shown where the base number of responses is less than 10 during the period. % is calculated as Quantity/Base number*100

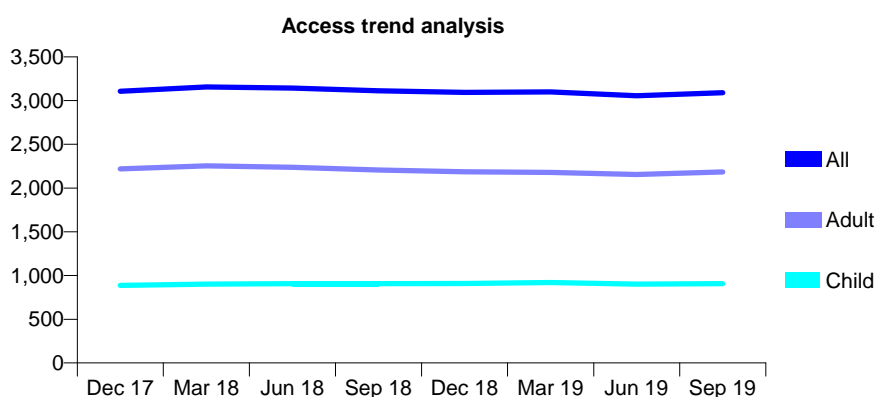
Q44 - Vital Signs At a Glance Contract Report for 198021/0001 - September 2019

Name or company name	Taylor-Jones & Jones
Contract type name	GDS Contract
Purpose of contract	General
Contract start date	01/04/2009
Contract end date	

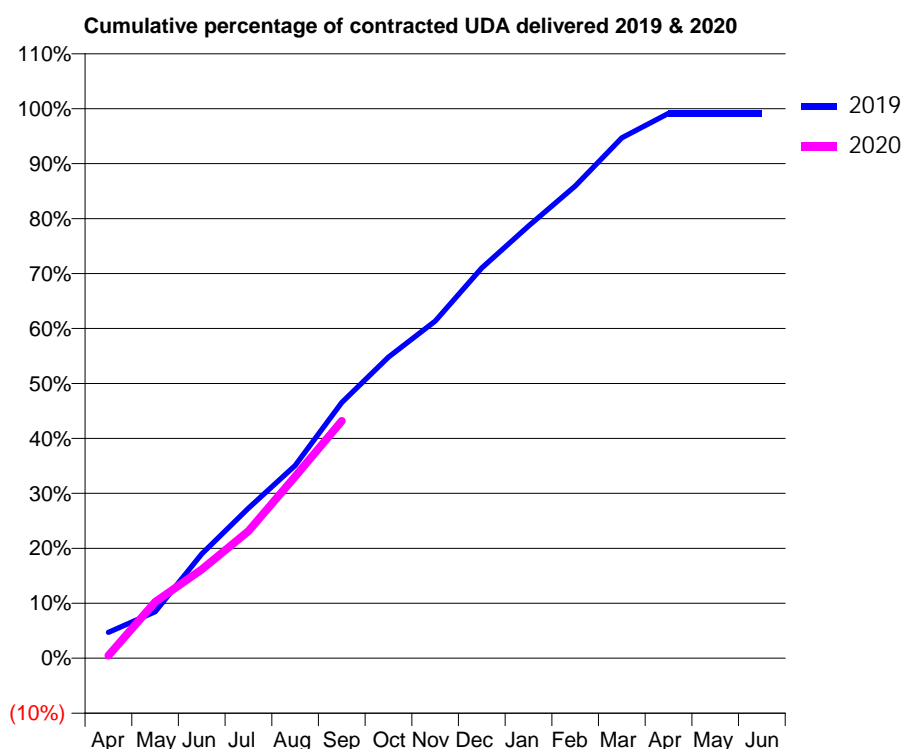
19/20 Contracted general activity (UDA)	8,000
Carry forward general activity (UDA)	68
19/20 Contracted orthodontic activity (UOA)	0
Carry forward orthodontic activity (UOA)	0
Baseline contract value	£214,225.05

ACCESS*

Patients seen in 24 months	Total	Change since previous quarter
Quarter ending September 2018	3,112	
Quarter ending December 2018	3,094	→
Quarter ending March 2019	3,099	→
Quarter ending June 2019	3,056	↓
Quarter ending September 2019	3,090	→
Variance since September 2018	(0.7%)	→



ACTIVITY



Month	2019	2020
April	375	39
May	677	818
June	1,519	1,292
July	2,185	1,852
August	2,806	2,645
September	3,722	3,454
October	4,383	
November	4,907	
December	5,682	
January	6,291	
February	6,873	
March	7,574	
April	7,932	
May	7,932	
June	7,932	

QUALITY

	Quantity	Base Number	Contract	AT	Region	England
% of FP17s for the same patient ID Re-attending within 3 months - Children	27	644	4.2%	11.6%	12.1%	11.5%
% of FP17s for the same patient ID Re-attending within 3 months - Adults	191	1,534	12.5%	16.0%	15.6%	15.4%
% of FP17s for the same patient ID Re-attending between 3 & 9 months - Children	412	644	64.0%	57.9%	61.2%	59.7%
% of FP17s for the same patient ID Re-attending between 3 & 9 months - Adults	856	1,534	55.8%	52.7%	54.3%	51.7%
% of FP17s for Band 1 Urgent Courses	108	2,005	5.4%	9.9%	9.1%	9.2%
% of FP17s Relating to Free Repair or Replacements	19	2,005	0.9%	1.0%	0.9%	0.7%
% of FP17s Relating to Continuations	4	2,005	0.2%	1.0%	1.0%	0.8%
% of Patients satisfied with the dentistry they have received	9	9	N/A	92.9%	94.4%	93.5%
% of Patients satisfied with the time they had to wait for an appointment	9	9	N/A	86.5%	88.1%	87.4%

* This is based on patients treated on this contract for their most recent course of treatment.

Figures in italics indicate the base number of FP17s or Patient Questionnaire responses are less than 100. N/A is shown where the base number of responses is less than 10 during the period. % is calculated as Quantity/Base number*100

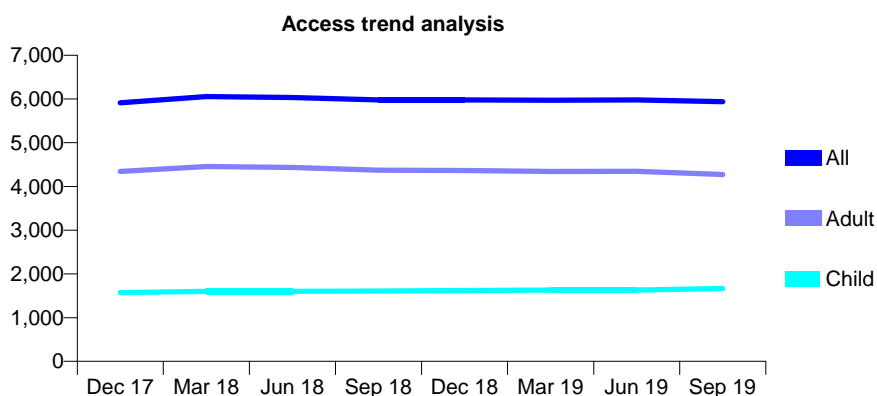
Q44 - Vital Signs At a Glance Contract Report for 210153/0001 - September 2019

Name or company name	Latchford Dental Practice Ltd
Contract type name	GDS Contract
Purpose of contract	General
Contract start date	01/04/2006
Contract end date	

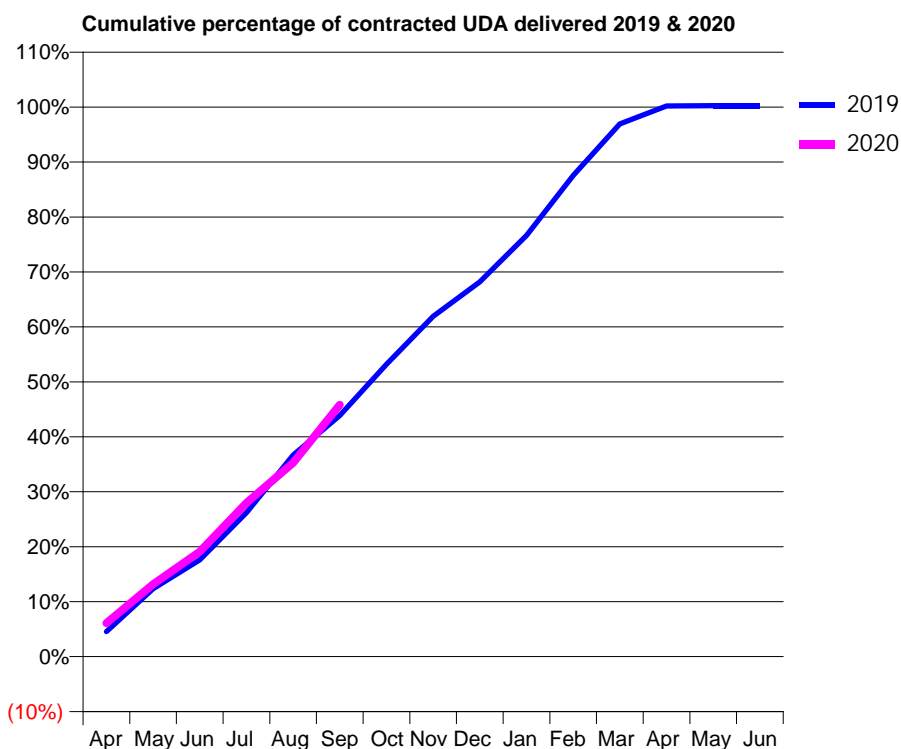
19/20 Contracted general activity (UDA)	15,892
Carry forward general activity (UDA)	0
19/20 Contracted orthodontic activity (UOA)	0
Carry forward orthodontic activity (UOA)	0
Baseline contract value	£517,674.62

ACCESS*

Patients seen in 24 months	Total	Change since previous quarter
Quarter ending September 2018	5,980	
Quarter ending December 2018	5,980	→
Quarter ending March 2019	5,971	→
Quarter ending June 2019	5,979	→
Quarter ending September 2019	5,941	→
Variance since September 2018	(0.7%)	→



ACTIVITY



Month	Adjusted Scheduled Activity (UDA)	
	2019	2020
April	722	969
May	1,963	2,095
June	2,798	3,033
July	4,161	4,445
August	5,829	5,604
September	6,975	7,283
October	8,452	
November	9,843	
December	10,833	
January	12,178	
February	13,918	
March	15,404	
April	15,921	
May	15,933	
June	15,933	

QUALITY

	Quantity	Base Number	Contract	AT	Region	England
% of FP17s for the same patient ID Re-attending within 3 months - Children	108	1,259	8.6%	11.6%	12.1%	11.5%
% of FP17s for the same patient ID Re-attending within 3 months - Adults	450	2,966	15.2%	16.0%	15.6%	15.4%
% of FP17s for the same patient ID Re-attending between 3 & 9 months - Children	772	1,259	61.3%	57.9%	61.2%	59.7%
% of FP17s for the same patient ID Re-attending between 3 & 9 months - Adults	1,614	2,966	54.4%	52.7%	54.3%	51.7%
% of FP17s for Band 1 Urgent Courses	434	3,937	11.0%	9.9%	9.1%	9.2%
% of FP17s Relating to Free Repair or Replacements	31	3,937	0.8%	1.0%	0.9%	0.7%
% of FP17s Relating to Continuations	25	3,937	0.6%	1.0%	1.0%	0.8%
% of Patients satisfied with the dentistry they have received	5	6	N/A	92.9%	94.4%	93.5%
% of Patients satisfied with the time they had to wait for an appointment	5	6	N/A	86.5%	88.1%	87.4%

* This is based on patients treated on this contract for their most recent course of treatment. Figures in italics indicate the base number of FP17s or Patient Questionnaire responses are less than 100. N/A is shown where the base number of responses is less than 10 during the period. % is calculated as Quantity/Base number*100

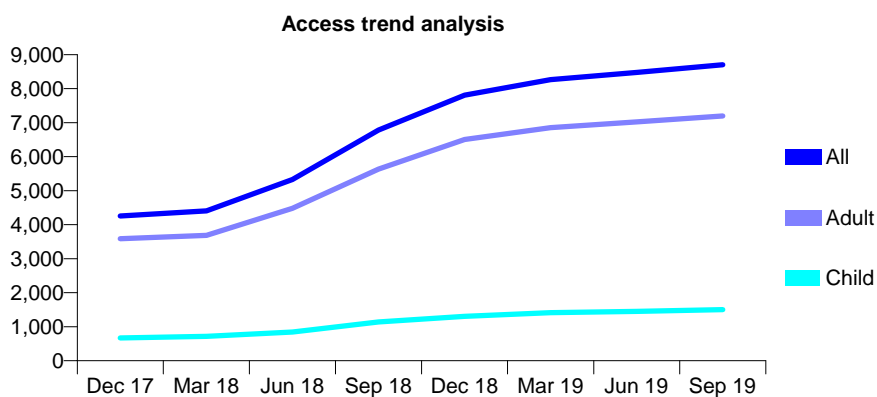
Q44 - Vital Signs At a Glance Contract Report for 214906/0001 - September 2019

Name or company name	Alsager Dental Care
Contract type name	GDS Contract
Purpose of contract	General
Contract start date	01/04/2006
Contract end date	

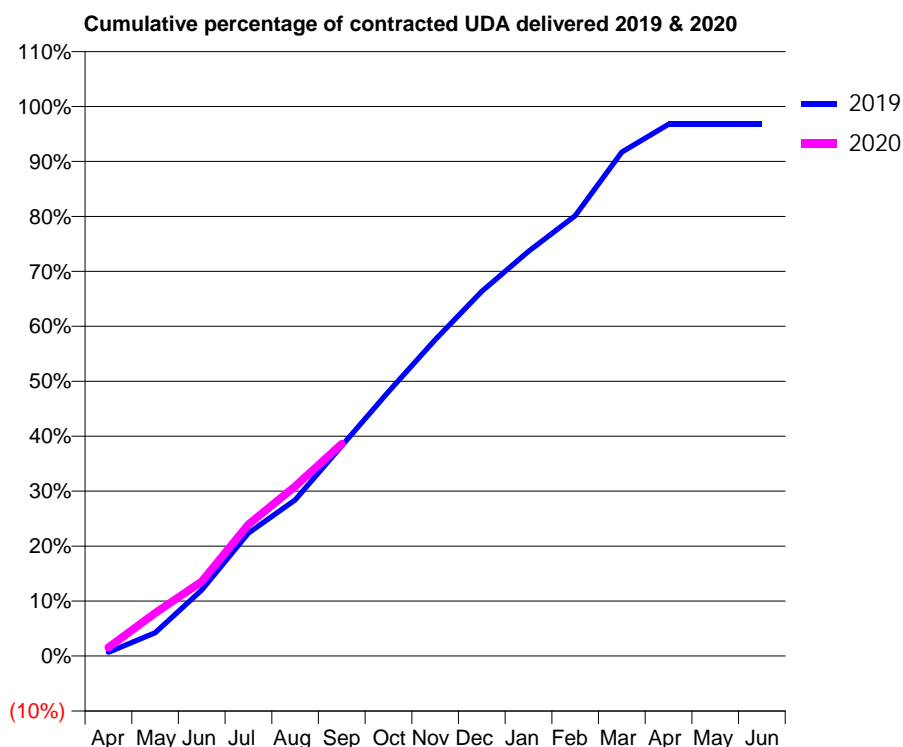
19/20 Contracted general activity (UDA)	22,620
Carry forward general activity (UDA)	305
19/20 Contracted orthodontic activity (UOA)	0
Carry forward orthodontic activity (UOA)	0
Baseline contract value	£500,596.02

ACCESS*

Patients seen in 24 months	Total	Change since previous quarter
Quarter ending September 2018	6,783	
Quarter ending December 2018	7,811	↑
Quarter ending March 2019	8,263	↑
Quarter ending June 2019	8,478	↑
Quarter ending September 2019	8,702	↑
Variance since September 2018	28.3%	↑



ACTIVITY



Month	Adjusted Scheduled Activity (UDA)	
	2019	2020
April	151	354
May	917	1,772
June	2,607	3,065
July	4,857	5,418
August	6,164	6,984
September	8,304	8,732
October	10,440	
November	12,491	
December	14,401	
January	15,984	
February	17,389	
March	19,901	
April	20,998	
May	20,998	
June	20,998	

QUALITY

	Quantity	Base Number	Contract	AT	Region	England
% of FP17s for the same patient ID Re-attending within 3 months - Children	50	1,101	4.5%	11.6%	12.1%	11.5%
% of FP17s for the same patient ID Re-attending within 3 months - Adults	536	5,390	9.9%	16.0%	15.6%	15.4%
% of FP17s for the same patient ID Re-attending between 3 & 9 months - Children	622	1,101	56.5%	57.9%	61.2%	59.7%
% of FP17s for the same patient ID Re-attending between 3 & 9 months - Adults	3,450	5,390	64.0%	52.7%	54.3%	51.7%
% of FP17s for Band 1 Urgent Courses	485	5,846	8.3%	9.9%	9.1%	9.2%
% of FP17s Relating to Free Repair or Replacements	5	5,846	0.1%	1.0%	0.9%	0.7%
% of FP17s Relating to Continuations	58	5,846	1.0%	1.0%	1.0%	0.8%
% of Patients satisfied with the dentistry they have received	7	7	N/A	92.9%	94.4%	93.5%
% of Patients satisfied with the time they had to wait for an appointment	7	7	N/A	86.5%	88.1%	87.4%

* This is based on patients treated on this contract for their most recent course of treatment. Figures in italics indicate the base number of FP17s or Patient Questionnaire responses are less than 100. N/A is shown where the base number of responses is less than 10 during the period. % is calculated as Quantity/Base number*100

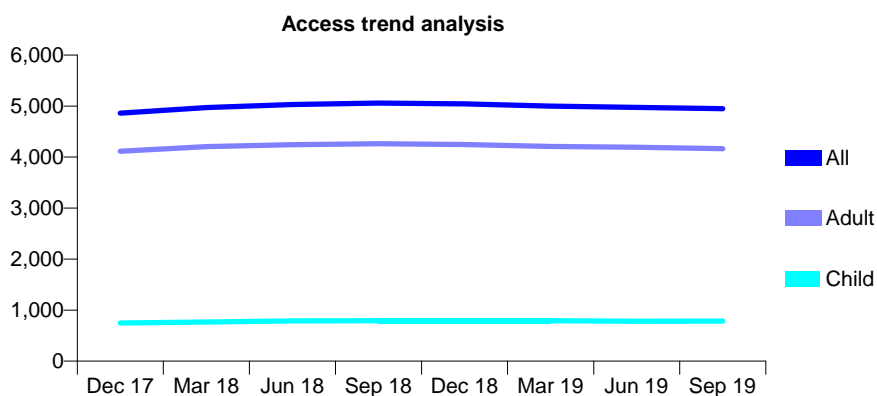
Q44 - Vital Signs At a Glance Contract Report for 221953/0001 - September 2019

Name or company name	MR RM HEATHCOTE
Contract type name	GDS Contract
Purpose of contract	General
Contract start date	01/04/2006
Contract end date	

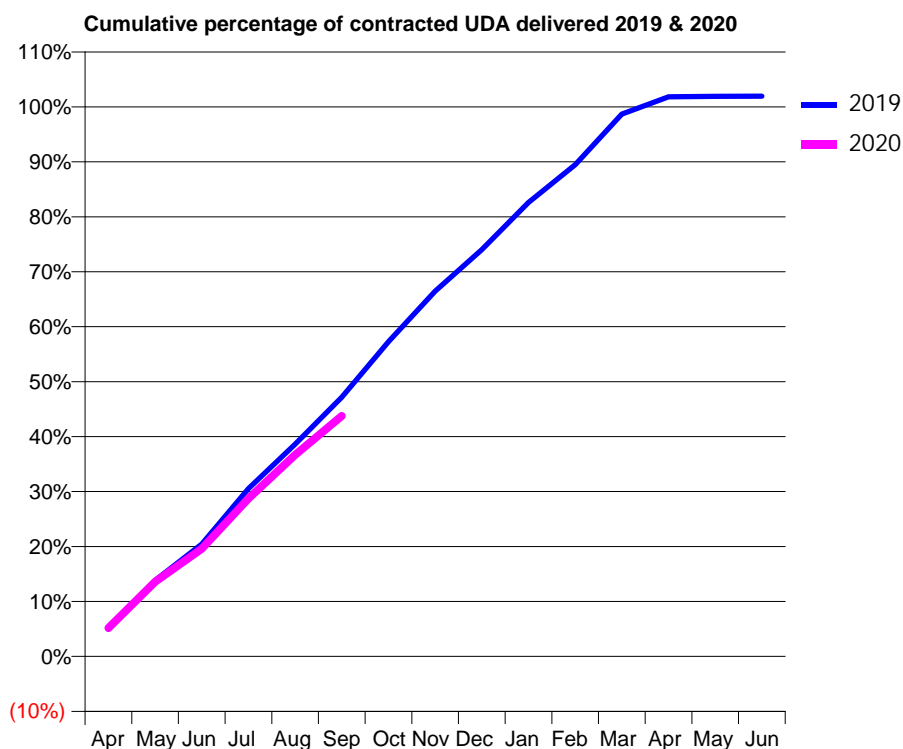
19/20 Contracted general activity (UDA)	12,472
Carry forward general activity (UDA)	0
19/20 Contracted orthodontic activity (UOA)	0
Carry forward orthodontic activity (UOA)	0
Baseline contract value	£334,702.50

ACCESS*

Patients seen in 24 months	Total	Change since previous quarter
Quarter ending September 2018	5,058	
Quarter ending December 2018	5,042	→
Quarter ending March 2019	5,000	→
Quarter ending June 2019	4,975	→
Quarter ending September 2019	4,950	→
Variance since September 2018	(2.1%)	↓



ACTIVITY



Month	2019	2020
April	619	645
May	1,728	1,697
June	2,548	2,443
July	3,810	3,581
August	4,820	4,574
September	5,884	5,457
October	7,144	
November	8,290	
December	9,229	
January	10,305	
February	11,159	
March	12,306	
April	12,698	
May	12,710	
June	12,713	

QUALITY

	Quantity	Base Number	Contract	AT	Region	England
% of FP17s for the same patient ID Re-attending within 3 months - Children	53	656	8.1%	11.6%	12.1%	11.5%
% of FP17s for the same patient ID Re-attending within 3 months - Adults	318	2,637	12.1%	16.0%	15.6%	15.4%
% of FP17s for the same patient ID Re-attending between 3 & 9 months - Children	444	656	67.7%	57.9%	61.2%	59.7%
% of FP17s for the same patient ID Re-attending between 3 & 9 months - Adults	1,327	2,637	50.3%	52.7%	54.3%	51.7%
% of FP17s for Band 1 Urgent Courses	246	3,094	8.0%	9.9%	9.1%	9.2%
% of FP17s Relating to Free Repair or Replacements	16	3,094	0.5%	1.0%	0.9%	0.7%
% of FP17s Relating to Continuations	15	3,094	0.5%	1.0%	1.0%	0.8%
% of Patients satisfied with the dentistry they have received	3	3	N/A	92.9%	94.4%	93.5%
% of Patients satisfied with the time they had to wait for an appointment	3	3	N/A	86.5%	88.1%	87.4%

* This is based on patients treated on this contract for their most recent course of treatment. Figures in italics indicate the base number of FP17s or Patient Questionnaire responses are less than 100. N/A is shown where the base number of responses is less than 10 during the period. % is calculated as Quantity/Base number*100

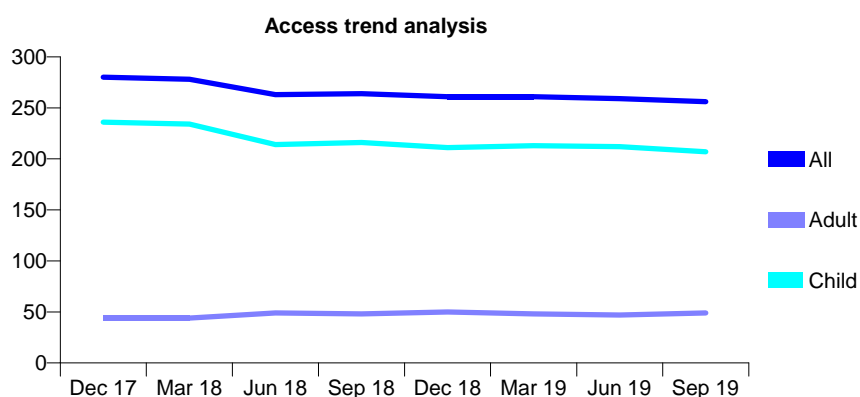
Q44 - Vital Signs At a Glance Contract Report for 222887/0001 - September 2019

Name or company name	MR SR SMITH
Contract type name	GDS Contract
Purpose of contract	General
Contract start date	01/04/2006
Contract end date	

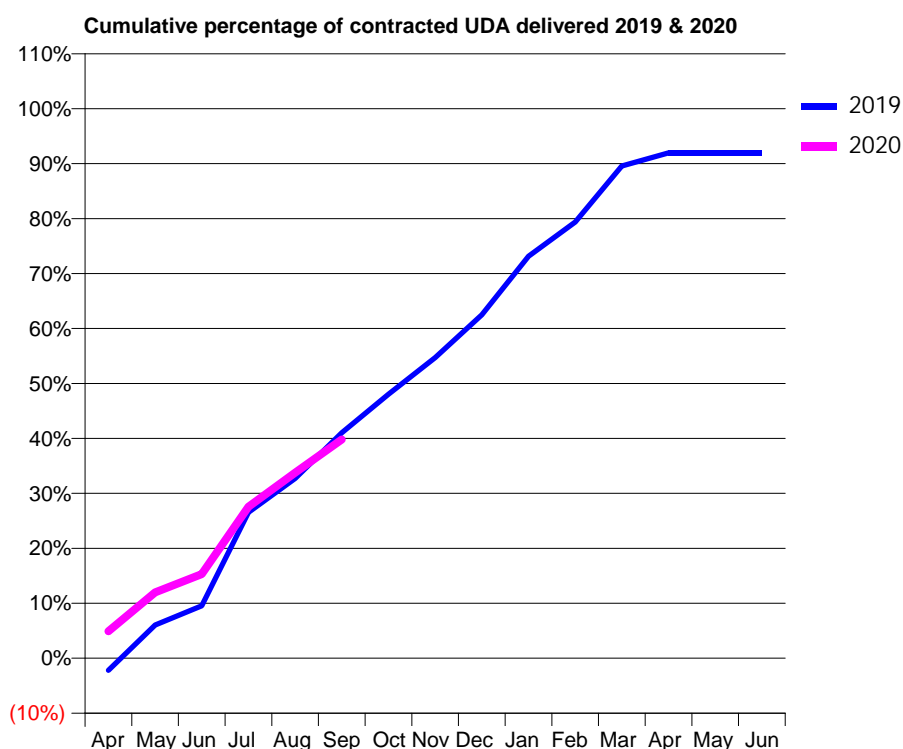
19/20 Contracted general activity (UDA)	630
Carry forward general activity (UDA)	0
19/20 Contracted orthodontic activity (UOA)	0
Carry forward orthodontic activity (UOA)	0
Baseline contract value	£13,837.51

ACCESS*

Patients seen in 24 months	Total	Change since previous quarter
Quarter ending September 2018	264	
Quarter ending December 2018	261	↓
Quarter ending March 2019	261	→
Quarter ending June 2019	259	→
Quarter ending September 2019	256	↓
Variance since September 2018	(3.0%)	↓



ACTIVITY



Month	2019	2020
April	-14	31
May	38	75
June	60	96
July	167	174
August	206	213
September	258	251
October	303	
November	345	
December	394	
January	461	
February	500	
March	564	
April	579	
May	579	
June	579	

QUALITY

	Quantity	Base Number	Contract	AT	Region	England
% of FP17s for the same patient ID Re-attending within 3 months - Children	24	211	11.4%	11.6%	12.1%	11.5%
% of FP17s for the same patient ID Re-attending within 3 months - Adults	2	20	10.0%	16.0%	15.6%	15.4%
% of FP17s for the same patient ID Re-attending between 3 & 9 months - Children	152	211	72.0%	57.9%	61.2%	59.7%
% of FP17s for the same patient ID Re-attending between 3 & 9 months - Adults	15	20	75.0%	52.7%	54.3%	51.7%
% of FP17s for Band 1 Urgent Courses	4	218	1.8%	9.9%	9.1%	9.2%
% of FP17s Relating to Free Repair or Replacements	0	218	0.0%	1.0%	0.9%	0.7%
% of FP17s Relating to Continuations	0	218	0.0%	1.0%	1.0%	0.8%
% of Patients satisfied with the dentistry they have received	0	0	N/A	92.9%	94.4%	93.5%
% of Patients satisfied with the time they had to wait for an appointment	0	0	N/A	86.5%	88.1%	87.4%

* This is based on patients treated on this contract for their most recent course of treatment.

Figures in italics indicate the base number of FP17s or Patient Questionnaire responses are less than 100. N/A is shown where the base number of responses is less than 10 during the period. % is calculated as Quantity/Base number*100

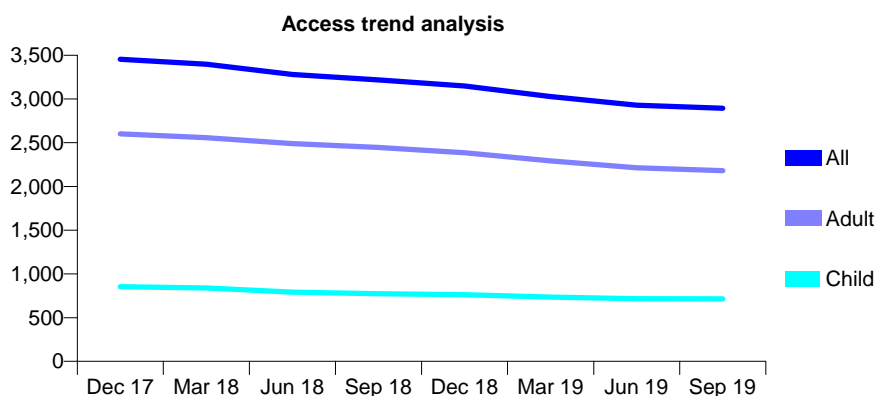
Q44 - Vital Signs At a Glance Contract Report for 233463/0001 - September 2019

Name or company name	Crown Bank Dental
Contract type name	GDS Contract
Purpose of contract	General
Contract start date	01/04/2006
Contract end date	

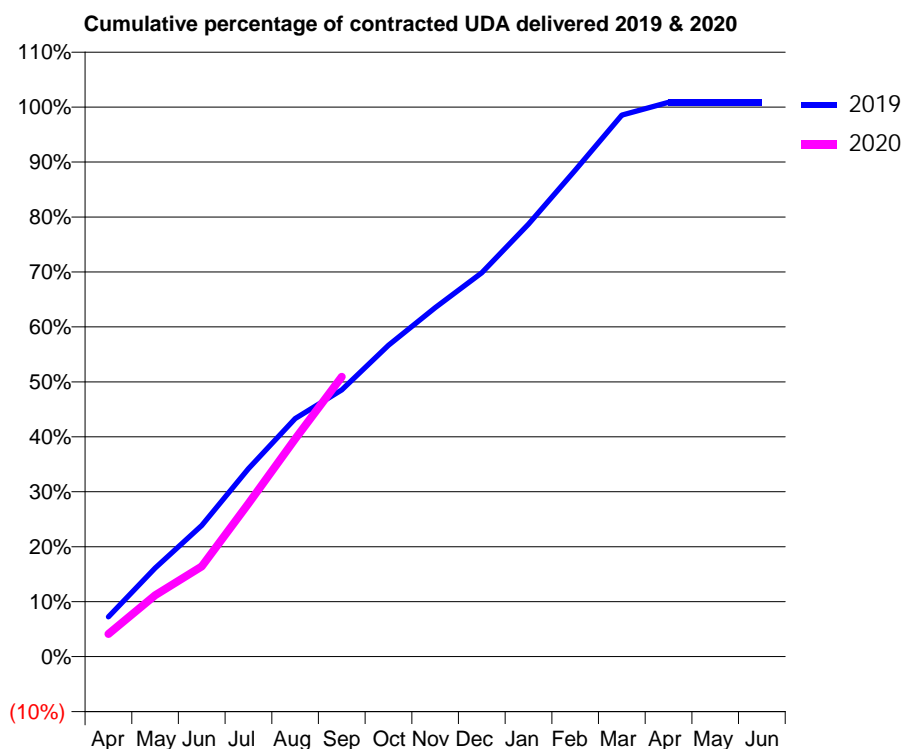
19/20 Contracted general activity (UDA)	8,656
Carry forward general activity (UDA)	0
19/20 Contracted orthodontic activity (UOA)	0
Carry forward orthodontic activity (UOA)	0
Baseline contract value	£241,383.98

ACCESS*

Patients seen in 24 months	Total	Change since previous quarter
Quarter ending September 2018	3,218	
Quarter ending December 2018	3,148	↓
Quarter ending March 2019	3,028	↓
Quarter ending June 2019	2,929	↓
Quarter ending September 2019	2,894	↓
Variance since September 2018	(10.1%)	↓



ACTIVITY



Month	Adjusted Scheduled Activity (UDA)	
	2019	2020
April	626	356
May	1,396	968
June	2,066	1,422
July	2,961	2,411
August	3,750	3,429
September	4,203	4,409
October	4,903	
November	5,495	
December	6,046	
January	6,813	
February	7,662	
March	8,529	
April	8,730	
May	8,730	
June	8,730	

QUALITY

	Quantity	Base Number	Contract	AT	Region	England
% of FP17s for the same patient ID Re-attending within 3 months - Children	44	542	8.1%	11.6%	12.1%	11.5%
% of FP17s for the same patient ID Re-attending within 3 months - Adults	313	1,328	23.6%	16.0%	15.6%	15.4%
% of FP17s for the same patient ID Re-attending between 3 & 9 months - Children	230	542	42.4%	57.9%	61.2%	59.7%
% of FP17s for the same patient ID Re-attending between 3 & 9 months - Adults	394	1,328	29.7%	52.7%	54.3%	51.7%
% of FP17s for Band 1 Urgent Courses	215	1,804	11.9%	9.9%	9.1%	9.2%
% of FP17s Relating to Free Repair or Replacements	20	1,804	1.1%	1.0%	0.9%	0.7%
% of FP17s Relating to Continuations	55	1,804	3.0%	1.0%	1.0%	0.8%
% of Patients satisfied with the dentistry they have received	1	1	N/A	92.9%	94.4%	93.5%
% of Patients satisfied with the time they had to wait for an appointment	1	1	N/A	86.5%	88.1%	87.4%

* This is based on patients treated on this contract for their most recent course of treatment. Figures in italics indicate the base number of FP17s or Patient Questionnaire responses are less than 100. N/A is shown where the base number of responses is less than 10 during the period. % is calculated as Quantity/Base number*100

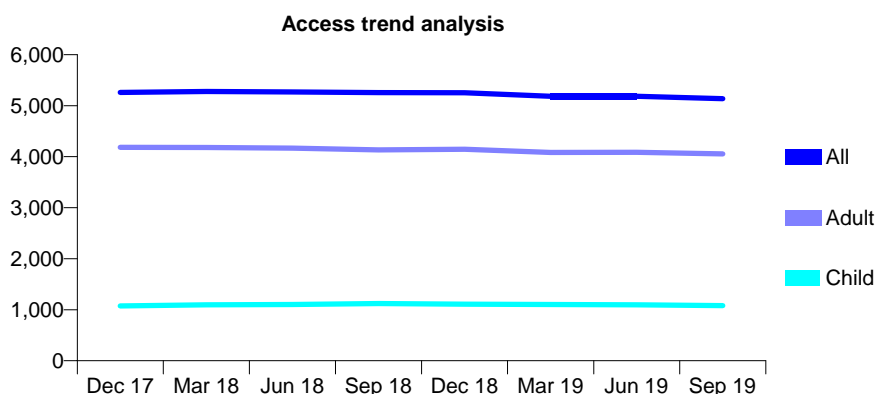
Q44 - Vital Signs At a Glance Contract Report for 234311/0001 - September 2019

Name or company name	Hoylake Dental Practice
Contract type name	GDS Contract
Purpose of contract	General
Contract start date	01/04/2006
Contract end date	

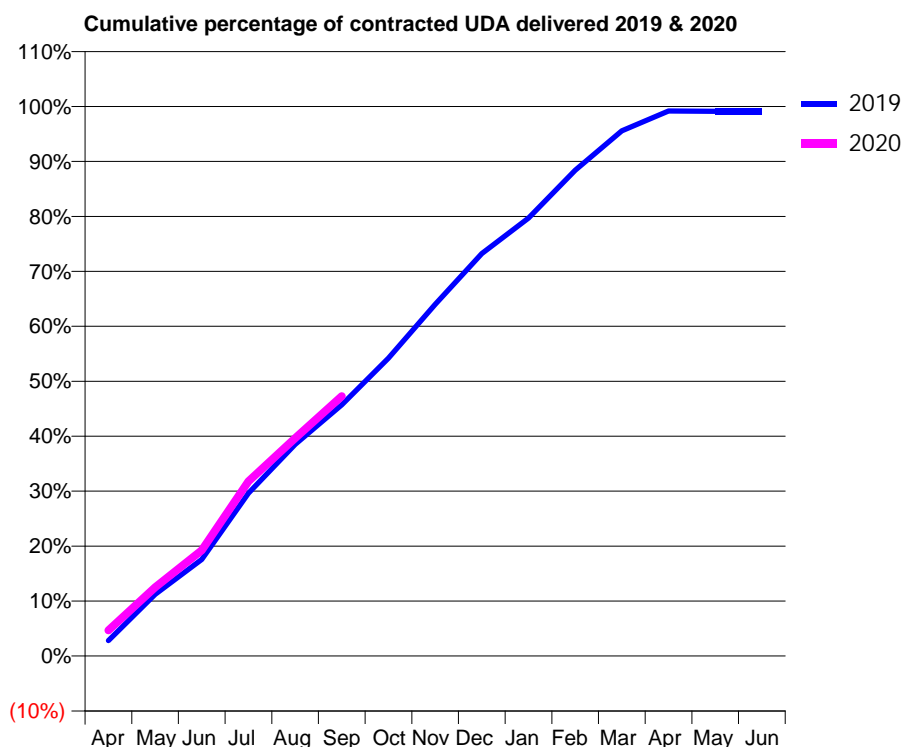
19/20 Contracted general activity (UDA)	16,223
Carry forward general activity (UDA)	144
19/20 Contracted orthodontic activity (UOA)	0
Carry forward orthodontic activity (UOA)	0
Baseline contract value	£474,545.17

ACCESS*

Patients seen in 24 months	Total	Change since previous quarter
Quarter ending September 2018	5,255	
Quarter ending December 2018	5,254	→
Quarter ending March 2019	5,183	↓
Quarter ending June 2019	5,186	→
Quarter ending September 2019	5,137	→
Variance since September 2018	(2.2%)	↓



ACTIVITY



Month	Adjusted Scheduled Activity (UDA)	
	2019	2020
April	459	758
May	1,820	2,030
June	2,854	3,119
July	4,809	5,156
August	6,249	6,431
September	7,413	7,671
October	8,792	
November	10,382	
December	11,880	
January	12,930	
February	14,339	
March	15,505	
April	16,089	
May	16,078	
June	16,078	

QUALITY

	Quantity	Base Number	Contract	AT	Region	England
% of FP17s for the same patient ID Re-attending within 3 months - Children	73	853	8.6%	11.6%	12.1%	11.5%
% of FP17s for the same patient ID Re-attending within 3 months - Adults	579	3,212	18.0%	16.0%	15.6%	15.4%
% of FP17s for the same patient ID Re-attending between 3 & 9 months - Children	518	853	60.7%	57.9%	61.2%	59.7%
% of FP17s for the same patient ID Re-attending between 3 & 9 months - Adults	1,769	3,212	55.1%	52.7%	54.3%	51.7%
% of FP17s for Band 1 Urgent Courses	403	3,856	10.5%	9.9%	9.1%	9.2%
% of FP17s Relating to Free Repair or Replacements	200	3,856	5.2%	1.0%	0.9%	0.7%
% of FP17s Relating to Continuations	20	3,856	0.5%	1.0%	1.0%	0.8%
% of Patients satisfied with the dentistry they have received	0	0	N/A	92.9%	94.4%	93.5%
% of Patients satisfied with the time they had to wait for an appointment	0	0	N/A	86.5%	88.1%	87.4%

* This is based on patients treated on this contract for their most recent course of treatment. Figures in italics indicate the base number of FP17s or Patient Questionnaire responses are less than 100. N/A is shown where the base number of responses is less than 10 during the period. % is calculated as Quantity/Base number*100

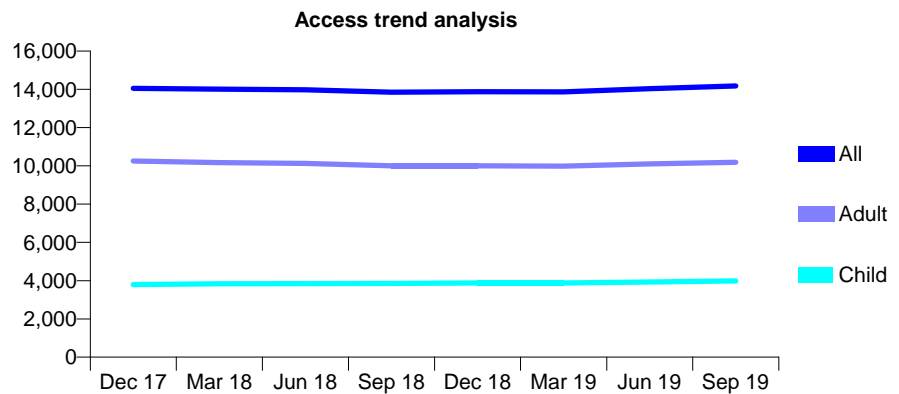
Q44 - Vital Signs At a Glance Contract Report for 234664/0001 - September 2019

Name or company name	Vicars Cross Dental Practice Partnership
Contract type name	GDS Contract
Purpose of contract	General
Contract start date	01/04/2006
Contract end date	

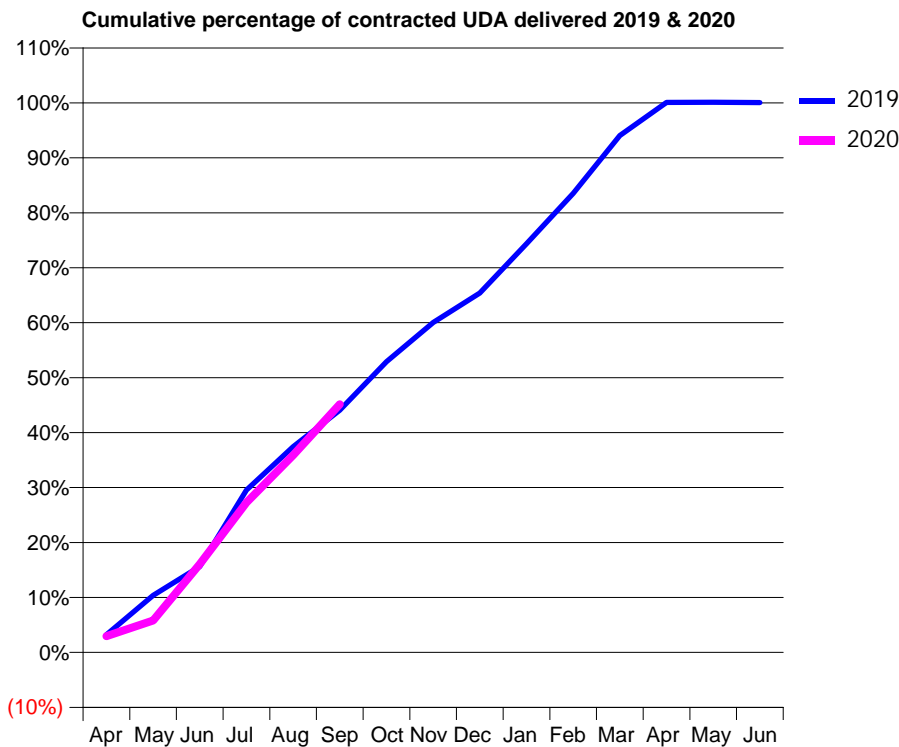
19/20 Contracted general activity (UDA)	38,500
Carry forward general activity (UDA)	0
19/20 Contracted orthodontic activity (UOA)	0
Carry forward orthodontic activity (UOA)	0
Baseline contract value	£940,306.46

ACCESS*

Patients seen in 24 months	Total	Change since previous quarter
Quarter ending September 2018	13,852	
Quarter ending December 2018	13,877	→
Quarter ending March 2019	13,864	→
Quarter ending June 2019	14,035	→
Quarter ending September 2019	14,177	→
Variance since September 2018	2.3%	↑



ACTIVITY



Month	2019	2020
April	1,239	1,146
May	4,002	2,234
June	6,021	6,177
July	11,378	10,509
August	14,416	13,819
September	16,975	17,379
October	20,373	
November	23,112	
December	25,171	
January	28,635	
February	32,162	
March	36,206	
April	38,522	
May	38,539	
June	38,511	

QUALITY

	Quantity	Base Number	Contract	AT	Region	England
% of FP17s for the same patient ID Re-attending within 3 months - Children	354	3,674	9.6%	11.6%	12.1%	11.5%
% of FP17s for the same patient ID Re-attending within 3 months - Adults	1,163	7,704	15.1%	16.0%	15.6%	15.4%
% of FP17s for the same patient ID Re-attending between 3 & 9 months - Children	2,468	3,674	67.2%	57.9%	61.2%	59.7%
% of FP17s for the same patient ID Re-attending between 3 & 9 months - Adults	4,009	7,704	52.0%	52.7%	54.3%	51.7%
% of FP17s for Band 1 Urgent Courses	1,090	10,256	10.6%	9.9%	9.1%	9.2%
% of FP17s Relating to Free Repair or Replacements	52	10,256	0.5%	1.0%	0.9%	0.7%
% of FP17s Relating to Continuations	25	10,256	0.2%	1.0%	1.0%	0.8%
% of Patients satisfied with the dentistry they have received	25	26	96.2%	92.9%	94.4%	93.5%
% of Patients satisfied with the time they had to wait for an appointment	21	26	80.8%	86.5%	88.1%	87.4%

* This is based on patients treated on this contract for their most recent course of treatment. Figures in italics indicate the base number of FP17s or Patient Questionnaire responses are less than 100. N/A is shown where the base number of responses is less than 10 during the period. % is calculated as Quantity/Base number*100

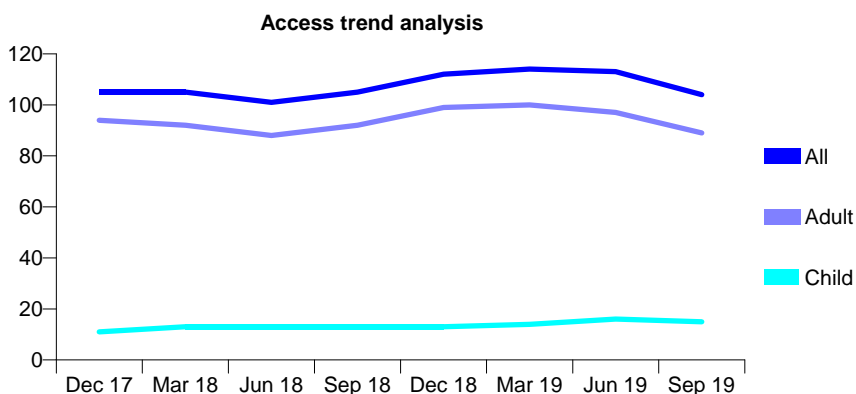
Q44 - Vital Signs At a Glance Contract Report for 240788/0003 - September 2019

Name or company name	MR TA PARR
Contract type name	GDS Contract
Purpose of contract	General
Contract start date	01/04/2006
Contract end date	

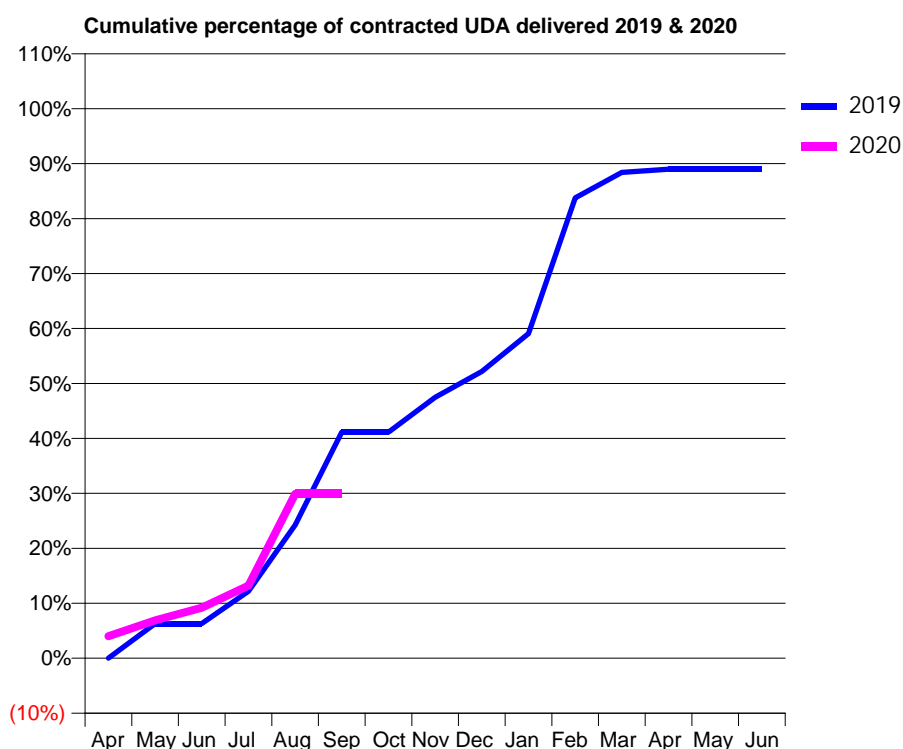
19/20 Contracted general activity (UDA)	174
Carry forward general activity (UDA)	0
19/20 Contracted orthodontic activity (UOA)	0
Carry forward orthodontic activity (UOA)	0
Baseline contract value	£4,219.91

ACCESS*

Patients seen in 24 months	Total	Change since previous quarter
Quarter ending September 2018	105	
Quarter ending December 2018	112	↑
Quarter ending March 2019	114	→
Quarter ending June 2019	113	→
Quarter ending September 2019	104	↓
Variance since September 2018	(1.0%)	→



ACTIVITY



Month	2019	2020
April	0	7
May	11	12
June	11	16
July	21	23
August	42	52
September	72	52
October	72	
November	83	
December	91	
January	103	
February	146	
March	154	
April	155	
May	155	
June	155	

QUALITY

	Quantity	Base Number	Contract	AT	Region	England
% of FP17s for the same patient ID Re-attending within 3 months - Children	0	7	0.0%	11.6%	12.1%	11.5%
% of FP17s for the same patient ID Re-attending within 3 months - Adults	2	27	7.4%	16.0%	15.6%	15.4%
% of FP17s for the same patient ID Re-attending between 3 & 9 months - Children	4	7	57.1%	57.9%	61.2%	59.7%
% of FP17s for the same patient ID Re-attending between 3 & 9 months - Adults	7	27	25.9%	52.7%	54.3%	51.7%
% of FP17s for Band 1 Urgent Courses	0	33	0.0%	9.9%	9.1%	9.2%
% of FP17s Relating to Free Repair or Replacements	0	33	0.0%	1.0%	0.9%	0.7%
% of FP17s Relating to Continuations	0	33	0.0%	1.0%	1.0%	0.8%
% of Patients satisfied with the dentistry they have received	0	0	N/A	92.9%	94.4%	93.5%
% of Patients satisfied with the time they had to wait for an appointment	0	0	N/A	86.5%	88.1%	87.4%

* This is based on patients treated on this contract for their most recent course of treatment.

Figures in italics indicate the base number of FP17s or Patient Questionnaire responses are less than 100. N/A is shown where the base number of responses is less than 10 during the period. % is calculated as Quantity/Base number*100

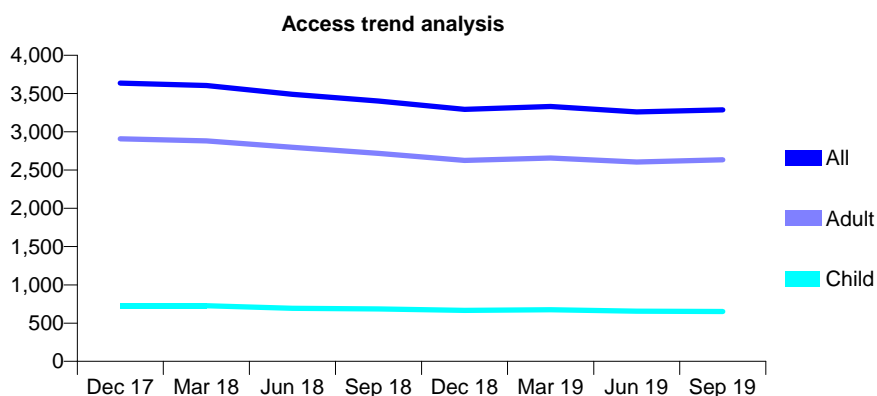
Q44 - Vital Signs At a Glance Contract Report for 243876/0001 - September 2019

Name or company name	MR CG BLACK
Contract type name	GDS Contract
Purpose of contract	General
Contract start date	01/04/2006
Contract end date	

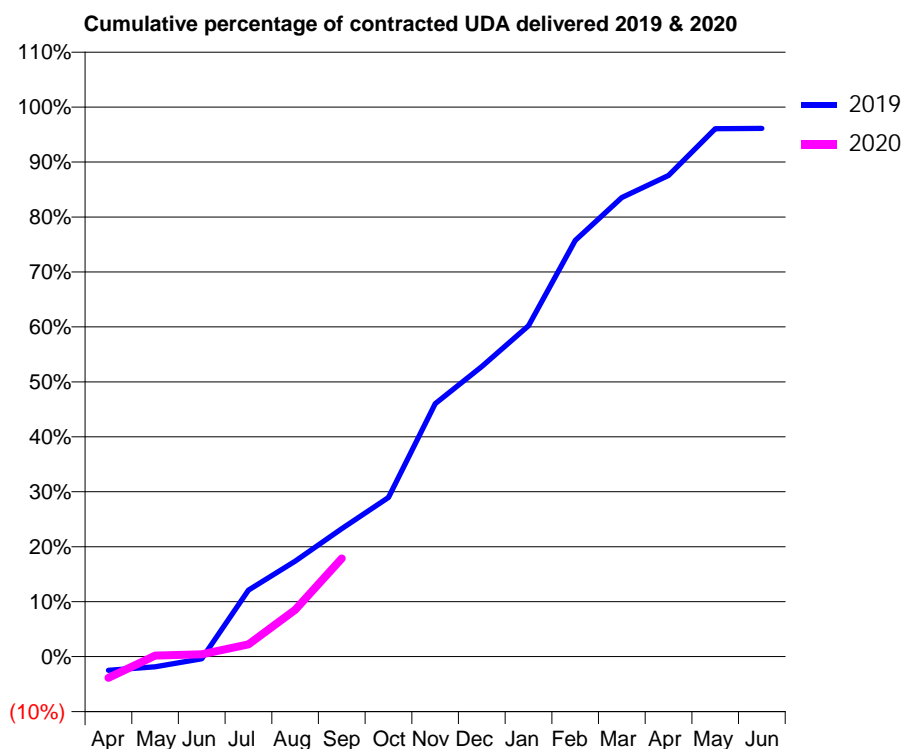
19/20 Contracted general activity (UDA)	12,522
Carry forward general activity (UDA)	486
19/20 Contracted orthodontic activity (UOA)	0
Carry forward orthodontic activity (UOA)	0
Baseline contract value	£374,372.61

ACCESS*

Patients seen in 24 months	Total	Change since previous quarter
Quarter ending September 2018	3,402	
Quarter ending December 2018	3,293	↓
Quarter ending March 2019	3,330	→
Quarter ending June 2019	3,261	↓
Quarter ending September 2019	3,286	→
Variance since September 2018	(3.4%)	↓



ACTIVITY



Month	Adjusted Scheduled Activity (UDA)	
	2019	2020
April	-314	-486
May	-233	23
June	-51	53
July	1,514	280
August	2,176	1,068
September	2,915	2,237
October	3,627	
November	5,763	
December	6,609	
January	7,541	
February	9,482	
March	10,461	
April	10,964	
May	12,028	
June	12,036	

QUALITY

	Quantity	Base Number	Contract	AT	Region	England
% of FP17s for the same patient ID Re-attending within 3 months - Children	47	420	11.2%	11.6%	12.1%	11.5%
% of FP17s for the same patient ID Re-attending within 3 months - Adults	254	1,473	17.2%	16.0%	15.6%	15.4%
% of FP17s for the same patient ID Re-attending between 3 & 9 months - Children	291	420	69.3%	57.9%	61.2%	59.7%
% of FP17s for the same patient ID Re-attending between 3 & 9 months - Adults	837	1,473	56.8%	52.7%	54.3%	51.7%
% of FP17s for Band 1 Urgent Courses	64	1,444	4.4%	9.9%	9.1%	9.2%
% of FP17s Relating to Free Repair or Replacements	21	1,444	1.5%	1.0%	0.9%	0.7%
% of FP17s Relating to Continuations	8	1,444	0.6%	1.0%	1.0%	0.8%
% of Patients satisfied with the dentistry they have received	6	6	N/A	92.9%	94.4%	93.5%
% of Patients satisfied with the time they had to wait for an appointment	6	6	N/A	86.5%	88.1%	87.4%

* This is based on patients treated on this contract for their most recent course of treatment. Figures in italics indicate the base number of FP17s or Patient Questionnaire responses are less than 100. N/A is shown where the base number of responses is less than 10 during the period. % is calculated as Quantity/Base number*100

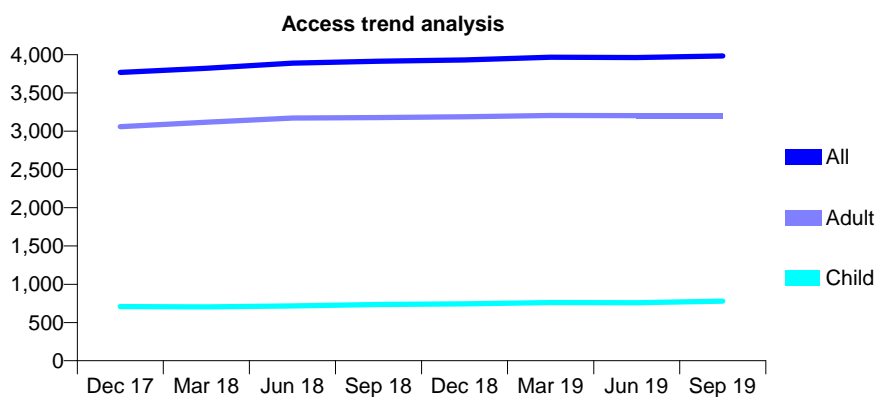
Q44 - Vital Signs At a Glance Contract Report for 245089/0001 - September 2019

Name or company name	MR TJ GREENE
Contract type name	GDS Contract
Purpose of contract	General
Contract start date	01/04/2006
Contract end date	

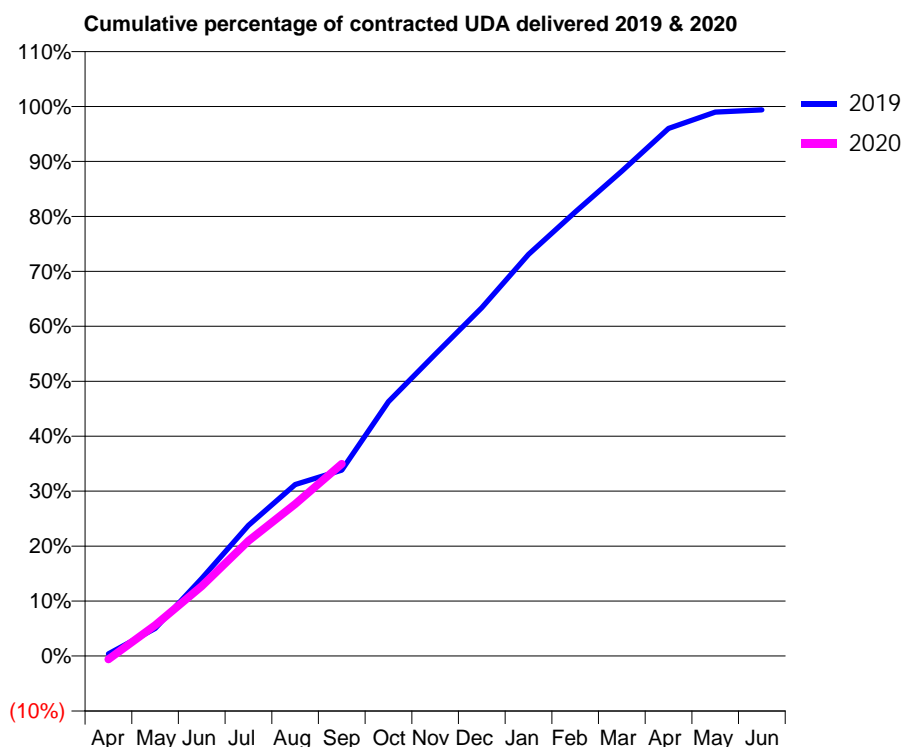
19/20 Contracted general activity (UDA)	9,712
Carry forward general activity (UDA)	60
19/20 Contracted orthodontic activity (UOA)	0
Carry forward orthodontic activity (UOA)	0
Baseline contract value	£225,326.28

ACCESS*

Patients seen in 24 months	Total	Change since previous quarter
Quarter ending September 2018	3,913	
Quarter ending December 2018	3,932	→
Quarter ending March 2019	3,966	→
Quarter ending June 2019	3,962	→
Quarter ending September 2019	3,983	→
Variance since September 2018	1.8%	→



ACTIVITY



Month	Adjusted Scheduled Activity (UDA)	
	2019	2020
April	38	-60
May	488	545
June	1,370	1,235
July	2,312	2,035
August	3,032	2,686
September	3,286	3,395
October	4,496	
November	5,333	
December	6,157	
January	7,097	
February	7,848	
March	8,567	
April	9,322	
May	9,612	
June	9,652	

QUALITY

	Quantity	Base Number	Contract	AT	Region	England
% of FP17s for the same patient ID Re-attending within 3 months - Children	30	667	4.5%	11.6%	12.1%	11.5%
% of FP17s for the same patient ID Re-attending within 3 months - Adults	186	2,568	7.2%	16.0%	15.6%	15.4%
% of FP17s for the same patient ID Re-attending between 3 & 9 months - Children	493	667	73.9%	57.9%	61.2%	59.7%
% of FP17s for the same patient ID Re-attending between 3 & 9 months - Adults	1,904	2,568	74.1%	52.7%	54.3%	51.7%
% of FP17s for Band 1 Urgent Courses	55	2,367	2.3%	9.9%	9.1%	9.2%
% of FP17s Relating to Free Repair or Replacements	3	2,367	0.1%	1.0%	0.9%	0.7%
% of FP17s Relating to Continuations	5	2,367	0.2%	1.0%	1.0%	0.8%
% of Patients satisfied with the dentistry they have received	3	3	N/A	92.9%	94.4%	93.5%
% of Patients satisfied with the time they had to wait for an appointment	3	3	N/A	86.5%	88.1%	87.4%

* This is based on patients treated on this contract for their most recent course of treatment. Figures in italics indicate the base number of FP17s or Patient Questionnaire responses are less than 100. N/A is shown where the base number of responses is less than 10 during the period. % is calculated as Quantity/Base number*100

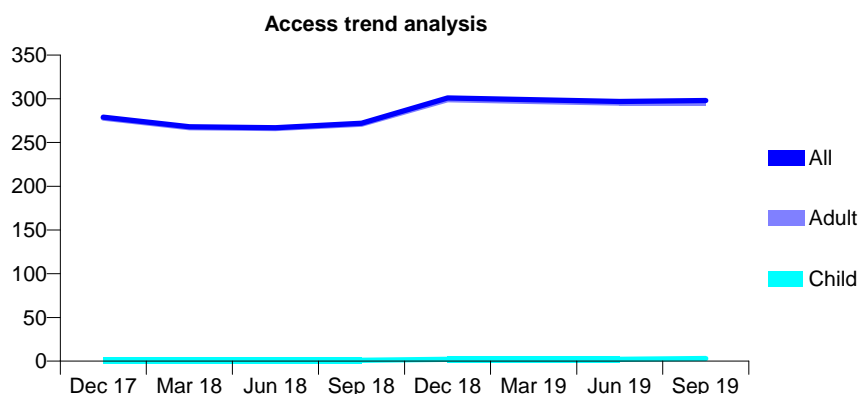
Q44 - Vital Signs At a Glance Contract Report for 258024/0003 - September 2019

Name or company name	MR HD AHOVI
Contract type name	PDS Contract
Purpose of contract	General
Contract start date	01/07/2015
Contract end date	30/11/2021

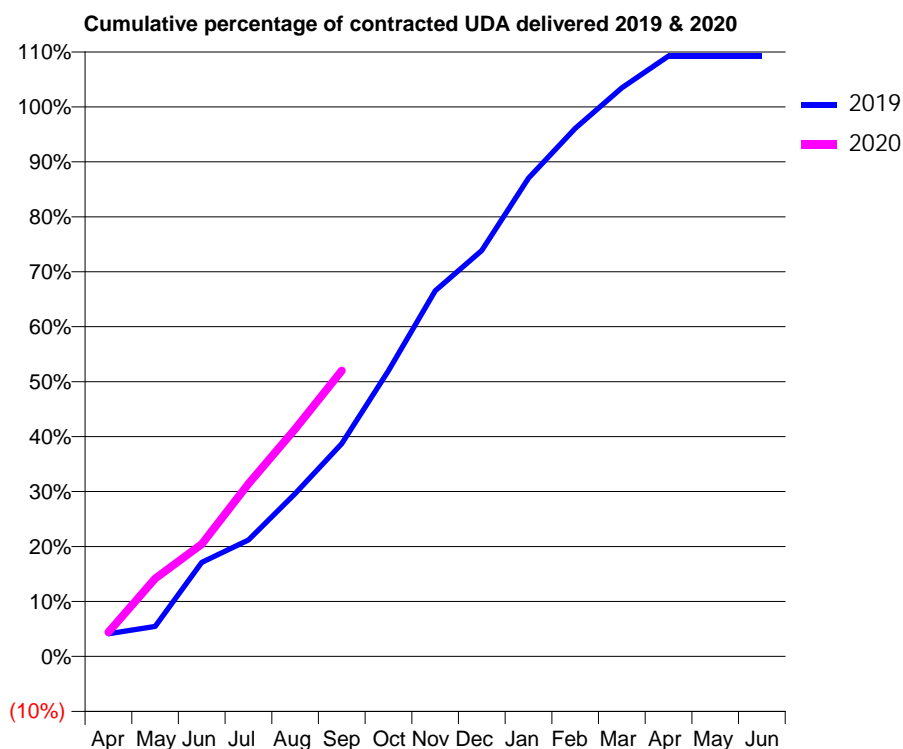
19/20 Contracted general activity (UDA)	2,250
Carry forward general activity (UDA)	0
19/20 Contracted orthodontic activity (UOA)	0
Carry forward orthodontic activity (UOA)	0
Baseline contract value	£125,078.60

ACCESS*

Patients seen in 24 months	Total	Change since previous quarter
Quarter ending September 2018	272	
Quarter ending December 2018	301	↑
Quarter ending March 2019	299	→
Quarter ending June 2019	297	→
Quarter ending September 2019	298	→
Variance since September 2018	9.6%	↑



ACTIVITY



Month	2019	2020
April	93	99
May	123	319
June	385	460
July	477	707
August	667	932
September	871	1,170
October	1,170	
November	1,497	
December	1,662	
January	1,958	
February	2,162	
March	2,328	
April	2,458	
May	2,458	
June	2,458	

QUALITY

	Quantity	Base Number	Contract	AT	Region	England
% of FP17s for the same patient ID Re-attending within 3 months - Children	0	6	0.0%	11.6%	12.1%	11.5%
% of FP17s for the same patient ID Re-attending within 3 months - Adults	19	452	4.2%	16.0%	15.6%	15.4%
% of FP17s for the same patient ID Re-attending between 3 & 9 months - Children	0	6	0.0%	57.9%	61.2%	59.7%
% of FP17s for the same patient ID Re-attending between 3 & 9 months - Adults	6	452	1.3%	52.7%	54.3%	51.7%
% of FP17s for Band 1 Urgent Courses	0	414	0.0%	9.9%	9.1%	9.2%
% of FP17s Relating to Free Repair or Replacements	0	414	0.0%	1.0%	0.9%	0.7%
% of FP17s Relating to Continuations	0	414	0.0%	1.0%	1.0%	0.8%
% of Patients satisfied with the dentistry they have received	8	8	N/A	92.9%	94.4%	93.5%
% of Patients satisfied with the time they had to wait for an appointment	7	8	N/A	86.5%	88.1%	87.4%

* This is based on patients treated on this contract for their most recent course of treatment. Figures in italics indicate the base number of FP17s or Patient Questionnaire responses are less than 100. N/A is shown where the base number of responses is less than 10 during the period. % is calculated as Quantity/Base number*100

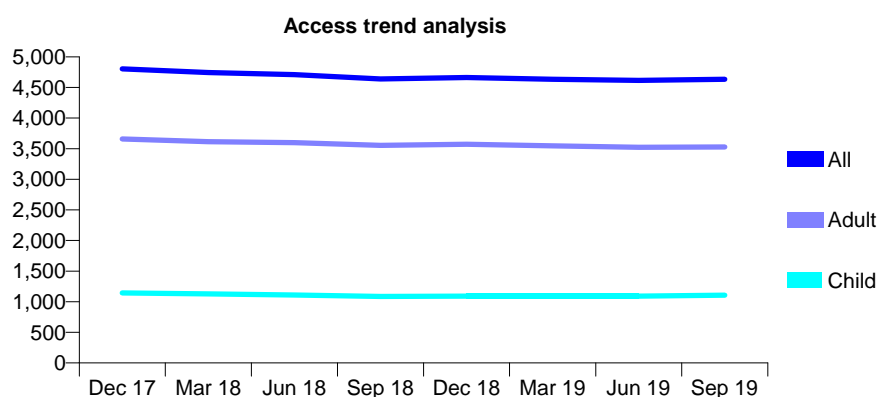
Q44 - Vital Signs At a Glance Contract Report for 299901/0001 - September 2019

Name or company name	MR J SREERAM
Contract type name	GDS Contract
Purpose of contract	General
Contract start date	01/06/2012
Contract end date	

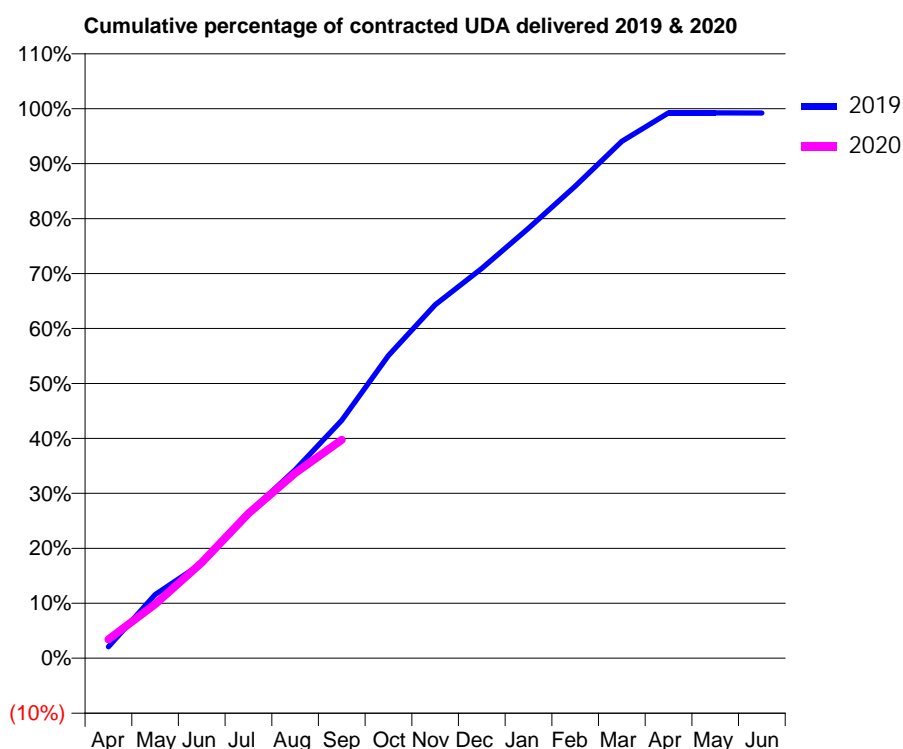
19/20 Contracted general activity (UDA)	17,225
Carry forward general activity (UDA)	133
19/20 Contracted orthodontic activity (UOA)	0
Carry forward orthodontic activity (UOA)	0
Baseline contract value	£453,090.27

ACCESS*

Patients seen in 24 months	Total	Change since previous quarter
Quarter ending September 2018	4,640	
Quarter ending December 2018	4,663	→
Quarter ending March 2019	4,635	→
Quarter ending June 2019	4,616	→
Quarter ending September 2019	4,635	→
Variance since September 2018	(0.1%)	→



ACTIVITY



Month	2019	2020
April	356	592
May	1,995	1,695
June	2,975	2,999
July	4,543	4,536
August	5,909	5,800
September	7,459	6,844
October	9,490	
November	11,080	
December	12,218	
January	13,475	
February	14,795	
March	16,198	
April	17,093	
May	17,094	
June	17,091	

QUALITY

	Quantity	Base Number	Contract	AT	Region	England
% of FP17s for the same patient ID Re-attending within 3 months - Children	320	1,240	25.8%	11.6%	12.1%	11.5%
% of FP17s for the same patient ID Re-attending within 3 months - Adults	494	2,918	16.9%	16.0%	15.6%	15.4%
% of FP17s for the same patient ID Re-attending between 3 & 9 months - Children	681	1,240	54.9%	57.9%	61.2%	59.7%
% of FP17s for the same patient ID Re-attending between 3 & 9 months - Adults	1,844	2,918	63.2%	52.7%	54.3%	51.7%
% of FP17s for Band 1 Urgent Courses	150	3,825	3.9%	9.9%	9.1%	9.2%
% of FP17s Relating to Free Repair or Replacements	102	3,825	2.7%	1.0%	0.9%	0.7%
% of FP17s Relating to Continuations	56	3,825	1.5%	1.0%	1.0%	0.8%
% of Patients satisfied with the dentistry they have received	4	4	N/A	92.9%	94.4%	93.5%
% of Patients satisfied with the time they had to wait for an appointment	4	4	N/A	86.5%	88.1%	87.4%

* This is based on patients treated on this contract for their most recent course of treatment.

Figures in italics indicate the base number of FP17s or Patient Questionnaire responses are less than 100. N/A is shown where the base number of responses is less than 10 during the period. % is calculated as Quantity/Base number*100

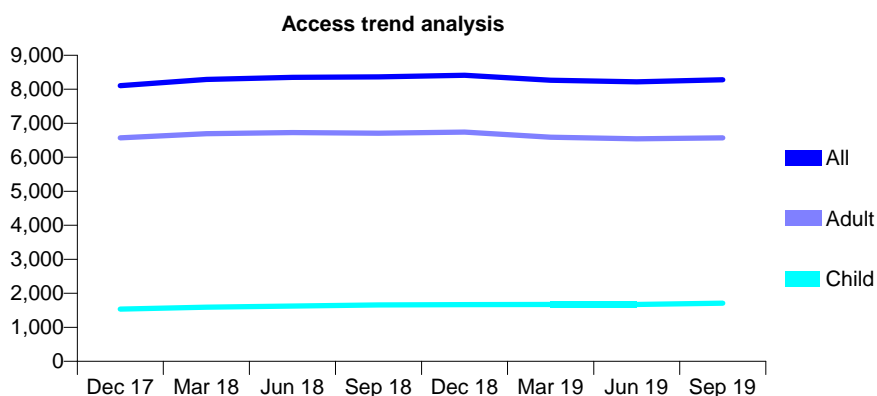
Q44 - Vital Signs At a Glance Contract Report for 308641/0001 - September 2019

Name or company name	MR SJ WRIGHT
Contract type name	Pilot Contract
Purpose of contract	General
Contract start date	01/04/2006
Contract end date	

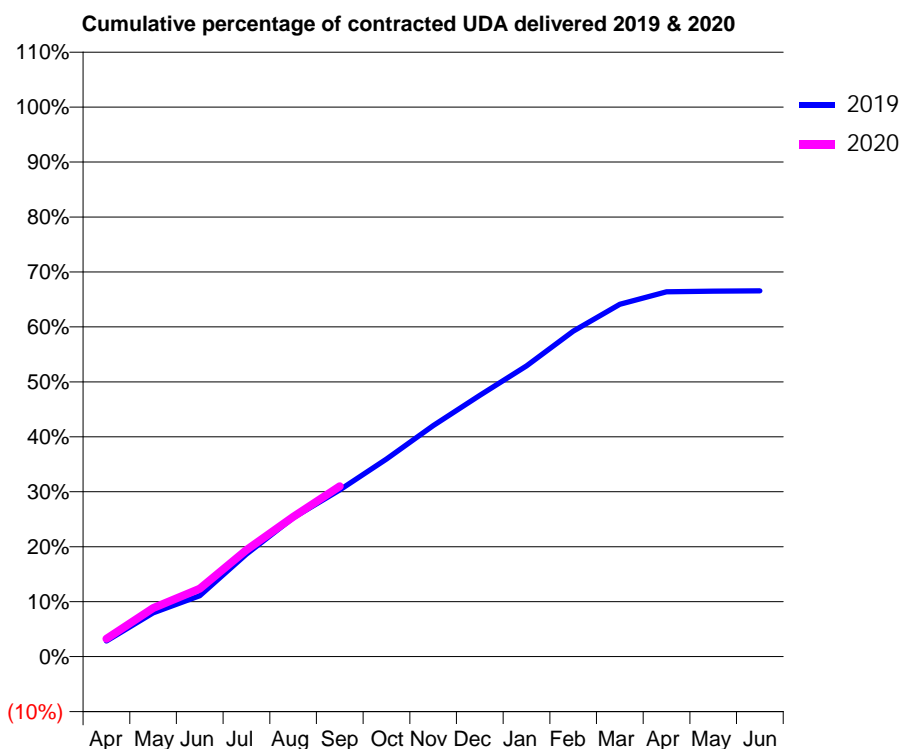
19/20 Contracted general activity (UDA)	27,138
Carry forward general activity (UDA)	0
19/20 Contracted orthodontic activity (UOA)	0
Carry forward orthodontic activity (UOA)	0
Baseline contract value	£809,983.32

ACCESS*

Patients seen in 24 months	Total	Change since previous quarter
Quarter ending September 2018	8,363	
Quarter ending December 2018	8,408	→
Quarter ending March 2019	8,264	↓
Quarter ending June 2019	8,217	→
Quarter ending September 2019	8,280	→
Variance since September 2018	(1.0%)	→



ACTIVITY



Month	Adjusted Scheduled Activity (UDA)	
	2019	2020
April	776	884
May	2,164	2,399
June	3,009	3,353
July	5,063	5,268
August	6,862	6,904
September	8,231	8,412
October	9,757	
November	11,410	
December	12,905	
January	14,356	
February	16,070	
March	17,393	
April	18,012	
May	18,051	
June	18,059	

QUALITY

	Quantity	Base Number	Contract	AT	Region	England
% of FP17s for the same patient ID Re-attending within 3 months - Children	22	881	2.5%	11.6%	12.1%	11.5%
% of FP17s for the same patient ID Re-attending within 3 months - Adults	266	3,190	8.3%	16.0%	15.6%	15.4%
% of FP17s for the same patient ID Re-attending between 3 & 9 months - Children	221	881	25.1%	57.9%	61.2%	59.7%
% of FP17s for the same patient ID Re-attending between 3 & 9 months - Adults	952	3,190	29.8%	52.7%	54.3%	51.7%
% of FP17s for Band 1 Urgent Courses	226	3,689	6.1%	9.9%	9.1%	9.2%
% of FP17s Relating to Free Repair or Replacements	17	3,689	0.5%	1.0%	0.9%	0.7%
% of FP17s Relating to Continuations	49	3,689	1.3%	1.0%	1.0%	0.8%
% of Patients satisfied with the dentistry they have received	2	2	N/A	92.9%	94.4%	93.5%
% of Patients satisfied with the time they had to wait for an appointment	2	2	N/A	86.5%	88.1%	87.4%

* This is based on patients treated on this contract for their most recent course of treatment. Figures in italics indicate the base number of FP17s or Patient Questionnaire responses are less than 100. N/A is shown where the base number of responses is less than 10 during the period. % is calculated as Quantity/Base number*100

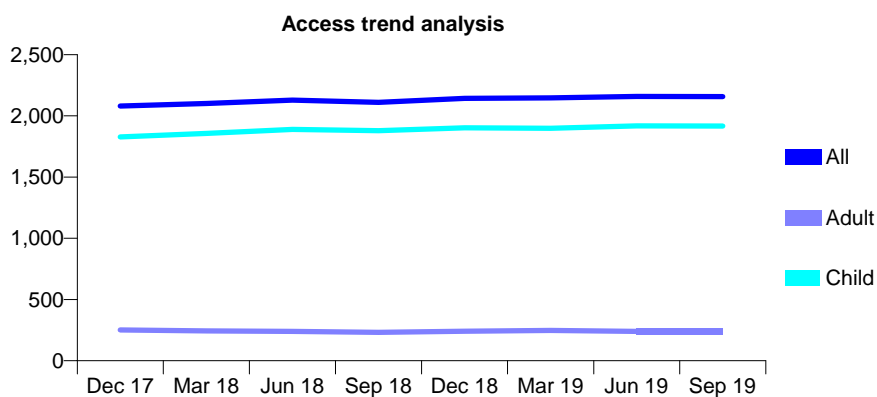
Q44 - Vital Signs At a Glance Contract Report for 318957/0001 - September 2019

Name or company name	Riverside Dental Practice
Contract type name	GDS Contract
Purpose of contract	General
Contract start date	01/04/2006
Contract end date	

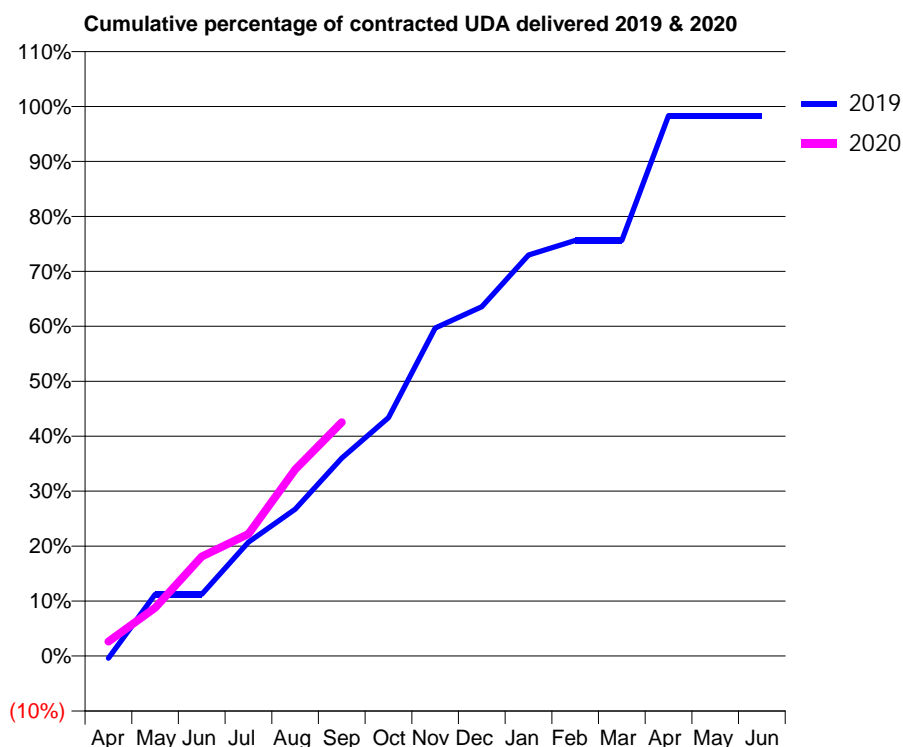
19/20 Contracted general activity (UDA)	4,000
Carry forward general activity (UDA)	66
19/20 Contracted orthodontic activity (UOA)	0
Carry forward orthodontic activity (UOA)	0
Baseline contract value	£107,595.24

ACCESS*

Patients seen in 24 months	Total	Change since previous quarter
Quarter ending September 2018	2,111	
Quarter ending December 2018	2,143	→
Quarter ending March 2019	2,147	→
Quarter ending June 2019	2,158	→
Quarter ending September 2019	2,157	→
Variance since September 2018	2.2%	↑



ACTIVITY



Month	Adjusted Scheduled Activity (UDA)	
	2019	2020
April	-17	106
May	449	351
June	449	723
July	828	889
August	1,069	1,357
September	1,440	1,701
October	1,735	
November	2,388	
December	2,543	
January	2,919	
February	3,025	
March	3,025	
April	3,934	
May	3,934	
June	3,934	

QUALITY

	Quantity	Base Number	Contract	AT	Region	England
% of FP17s for the same patient ID Re-attending within 3 months - Children	131	1,966	6.7%	11.6%	12.1%	11.5%
% of FP17s for the same patient ID Re-attending within 3 months - Adults	8	81	9.9%	16.0%	15.6%	15.4%
% of FP17s for the same patient ID Re-attending between 3 & 9 months - Children	1,166	1,966	59.3%	57.9%	61.2%	59.7%
% of FP17s for the same patient ID Re-attending between 3 & 9 months - Adults	45	81	55.6%	52.7%	54.3%	51.7%
% of FP17s for Band 1 Urgent Courses	64	1,368	4.7%	9.9%	9.1%	9.2%
% of FP17s Relating to Free Repair or Replacements	0	1,368	0.0%	1.0%	0.9%	0.7%
% of FP17s Relating to Continuations	7	1,368	0.5%	1.0%	1.0%	0.8%
% of Patients satisfied with the dentistry they have received	1	1	N/A	92.9%	94.4%	93.5%
% of Patients satisfied with the time they had to wait for an appointment	1	1	N/A	86.5%	88.1%	87.4%

* This is based on patients treated on this contract for their most recent course of treatment. Figures in italics indicate the base number of FP17s or Patient Questionnaire responses are less than 100. N/A is shown where the base number of responses is less than 10 during the period. % is calculated as Quantity/Base number*100

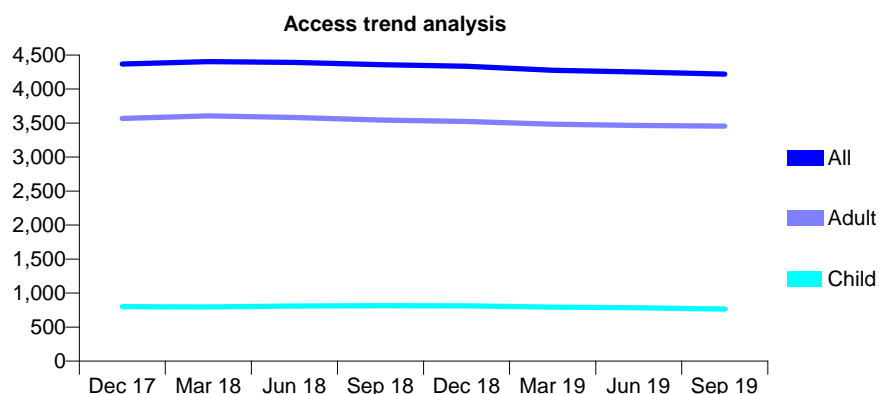
Q44 - Vital Signs At a Glance Contract Report for 321486/0001 - September 2019

Name or company name	MR AD MORTON
Contract type name	GDS Contract
Purpose of contract	General
Contract start date	01/04/2006
Contract end date	

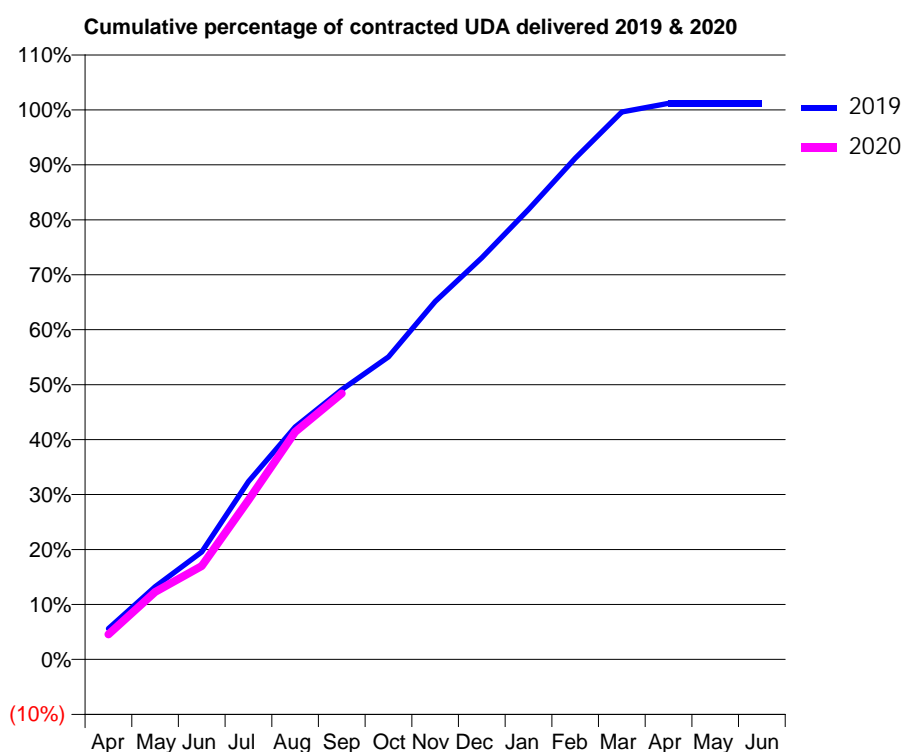
19/20 Contracted general activity (UDA)	12,706
Carry forward general activity (UDA)	0
19/20 Contracted orthodontic activity (UOA)	0
Carry forward orthodontic activity (UOA)	0
Baseline contract value	£356,944.81

ACCESS*

Patients seen in 24 months	Total	Change since previous quarter
Quarter ending September 2018	4,359	
Quarter ending December 2018	4,334	→
Quarter ending March 2019	4,278	↓
Quarter ending June 2019	4,250	→
Quarter ending September 2019	4,221	→
Variance since September 2018	(3.2%)	↓



ACTIVITY



Adjusted Scheduled Activity (UDA)		
Month	2019	2020
April	714	577
May	1,683	1,562
June	2,488	2,158
July	4,113	3,682
August	5,376	5,259
September	6,235	6,150
October	6,993	
November	8,276	
December	9,284	
January	10,406	
February	11,587	
March	12,655	
April	12,855	
May	12,856	
June	12,856	

QUALITY

	Quantity	Base Number	Contract	AT	Region	England
% of FP17s for the same patient ID Re-attending within 3 months - Children	47	596	7.9%	11.6%	12.1%	11.5%
% of FP17s for the same patient ID Re-attending within 3 months - Adults	404	2,616	15.4%	16.0%	15.6%	15.4%
% of FP17s for the same patient ID Re-attending between 3 & 9 months - Children	407	596	68.3%	57.9%	61.2%	59.7%
% of FP17s for the same patient ID Re-attending between 3 & 9 months - Adults	1,381	2,616	52.8%	52.7%	54.3%	51.7%
% of FP17s for Band 1 Urgent Courses	257	3,104	8.3%	9.9%	9.1%	9.2%
% of FP17s Relating to Free Repair or Replacements	54	3,104	1.7%	1.0%	0.9%	0.7%
% of FP17s Relating to Continuations	20	3,104	0.6%	1.0%	1.0%	0.8%
% of Patients satisfied with the dentistry they have received	2	2	N/A	92.9%	94.4%	93.5%
% of Patients satisfied with the time they had to wait for an appointment	2	2	N/A	86.5%	88.1%	87.4%

* This is based on patients treated on this contract for their most recent course of treatment. Figures in italics indicate the base number of FP17s or Patient Questionnaire responses are less than 100. N/A is shown where the base number of responses is less than 10 during the period. % is calculated as Quantity/Base number*100

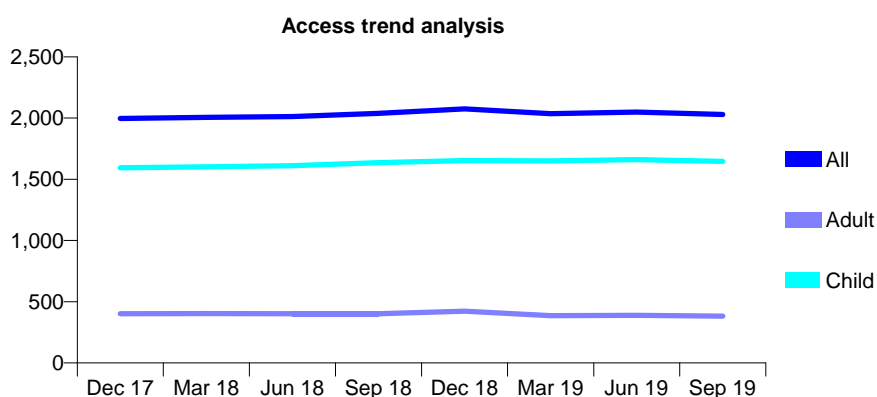
Q44 - Vital Signs At a Glance Contract Report for 327123/0002 - September 2019

Name or company name	MRS JM COOPER
Contract type name	GDS Contract
Purpose of contract	General
Contract start date	01/04/2007
Contract end date	

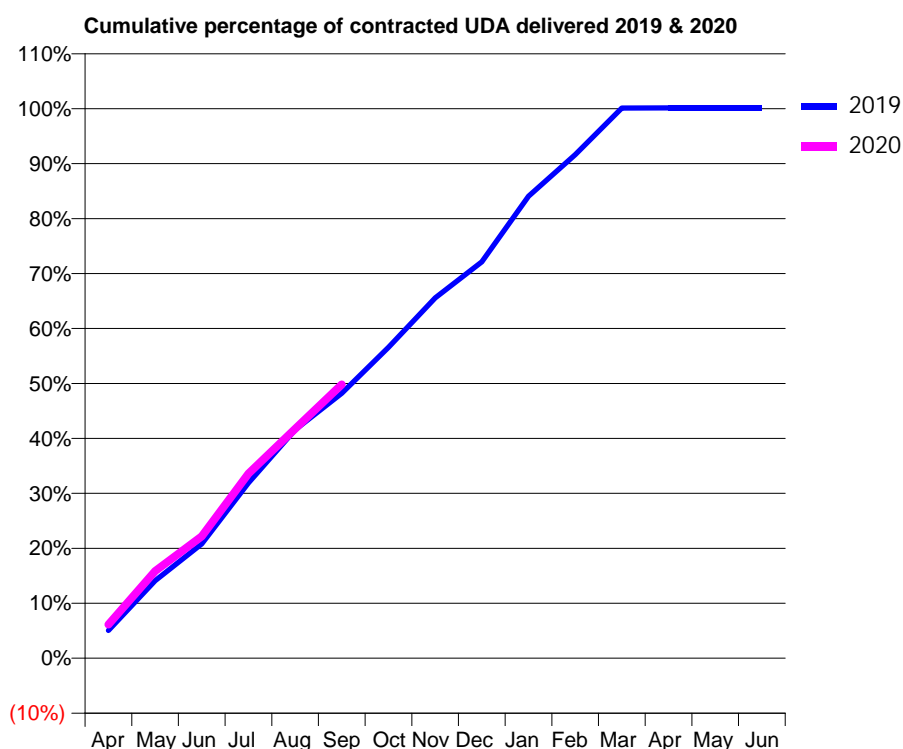
19/20 Contracted general activity (UDA)	4,180
Carry forward general activity (UDA)	0
19/20 Contracted orthodontic activity (UOA)	0
Carry forward orthodontic activity (UOA)	0
Baseline contract value	£95,990.04

ACCESS*

Patients seen in 24 months	Total	Change since previous quarter
Quarter ending September 2018	2,039	
Quarter ending December 2018	2,076	→
Quarter ending March 2019	2,037	↓
Quarter ending June 2019	2,050	→
Quarter ending September 2019	2,029	↓
Variance since September 2018	(0.5%)	→



ACTIVITY



Month	2019	2020
April	211	256
May	590	663
June	870	927
July	1,334	1,405
August	1,738	1,745
September	2,015	2,082
October	2,365	
November	2,740	
December	3,015	
January	3,513	
February	3,830	
March	4,185	
April	4,186	
May	4,186	
June	4,186	

QUALITY

	Quantity	Base Number	Contract	AT	Region	England
% of FP17s for the same patient ID Re-attending within 3 months - Children	126	1,476	8.5%	11.6%	12.1%	11.5%
% of FP17s for the same patient ID Re-attending within 3 months - Adults	18	184	9.8%	16.0%	15.6%	15.4%
% of FP17s for the same patient ID Re-attending between 3 & 9 months - Children	1,068	1,476	72.4%	57.9%	61.2%	59.7%
% of FP17s for the same patient ID Re-attending between 3 & 9 months - Adults	113	184	61.4%	52.7%	54.3%	51.7%
% of FP17s for Band 1 Urgent Courses	49	1,658	3.0%	9.9%	9.1%	9.2%
% of FP17s Relating to Free Repair or Replacements	0	1,658	0.0%	1.0%	0.9%	0.7%
% of FP17s Relating to Continuations	9	1,658	0.5%	1.0%	1.0%	0.8%
% of Patients satisfied with the dentistry they have received	0	0	N/A	92.9%	94.4%	93.5%
% of Patients satisfied with the time they had to wait for an appointment	0	0	N/A	86.5%	88.1%	87.4%

* This is based on patients treated on this contract for their most recent course of treatment.

Figures in italics indicate the base number of FP17s or Patient Questionnaire responses are less than 100. N/A is shown where the base number of responses is less than 10 during the period. % is calculated as Quantity/Base number*100

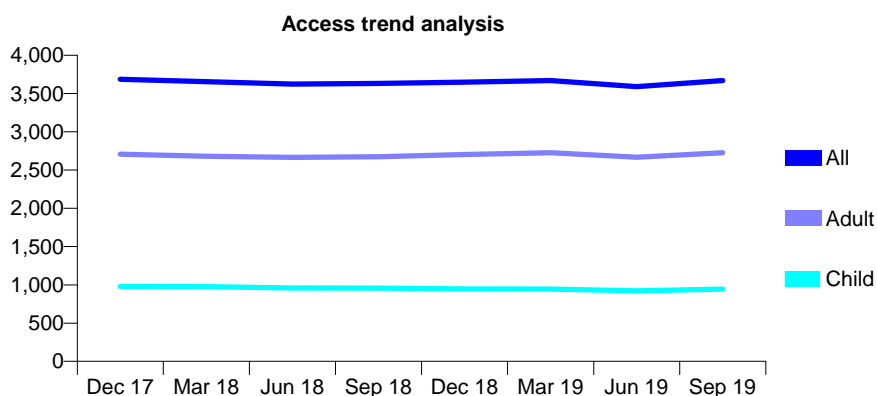
Q44 - Vital Signs At a Glance Contract Report for 329150/0002 - September 2019

Name or company name	MR DJ GIDMAN
Contract type name	GDS Contract
Purpose of contract	General
Contract start date	01/04/2006
Contract end date	

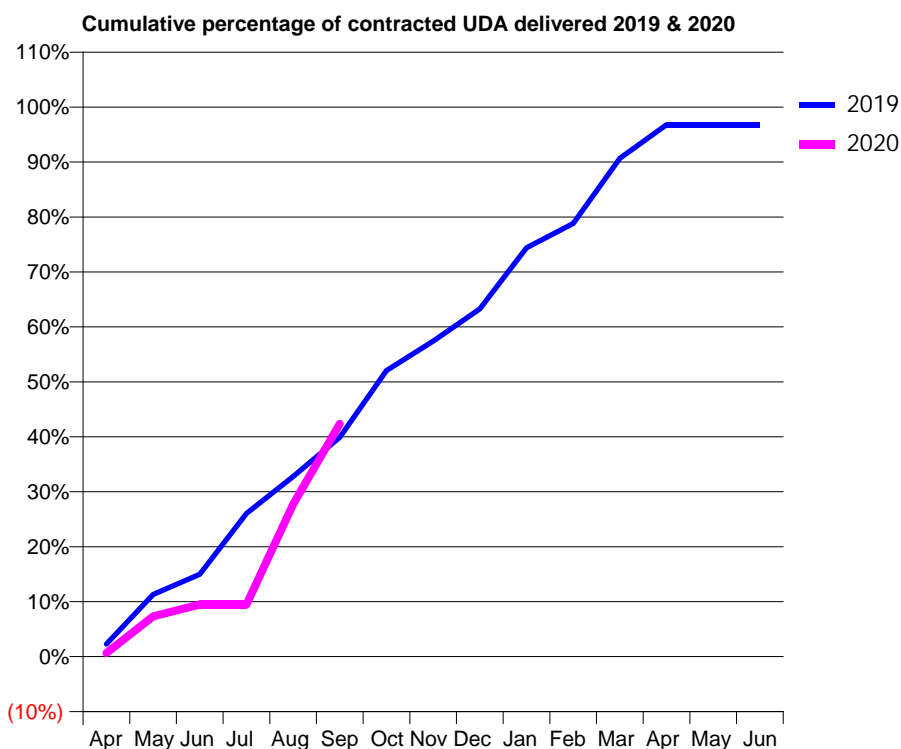
19/20 Contracted general activity (UDA)	9,301
Carry forward general activity (UDA)	299
19/20 Contracted orthodontic activity (UOA)	0
Carry forward orthodontic activity (UOA)	0
Baseline contract value	£288,436.87

ACCESS*

Patients seen in 24 months	Total	Change since previous quarter
Quarter ending September 2018	3,632	
Quarter ending December 2018	3,649	→
Quarter ending March 2019	3,670	→
Quarter ending June 2019	3,589	↓
Quarter ending September 2019	3,670	↑
Variance since September 2018	1.0%	→



ACTIVITY



Month	Adjusted Scheduled Activity (UDA)	
	2019	2020
April	212	62
May	1,052	683
June	1,394	882
July	2,423	882
August	3,049	2,581
September	3,713	3,941
October	4,842	
November	5,340	
December	5,886	
January	6,919	
February	7,330	
March	8,433	
April	9,002	
May	9,002	
June	9,002	

QUALITY

	Quantity	Base Number	Contract	AT	Region	England
% of FP17s for the same patient ID Re-attending within 3 months - Children	61	714	8.5%	11.6%	12.1%	11.5%
% of FP17s for the same patient ID Re-attending within 3 months - Adults	251	1,815	13.8%	16.0%	15.6%	15.4%
% of FP17s for the same patient ID Re-attending between 3 & 9 months - Children	367	714	51.4%	57.9%	61.2%	59.7%
% of FP17s for the same patient ID Re-attending between 3 & 9 months - Adults	906	1,815	49.9%	52.7%	54.3%	51.7%
% of FP17s for Band 1 Urgent Courses	112	2,257	5.0%	9.9%	9.1%	9.2%
% of FP17s Relating to Free Repair or Replacements	18	2,257	0.8%	1.0%	0.9%	0.7%
% of FP17s Relating to Continuations	48	2,257	2.1%	1.0%	1.0%	0.8%
% of Patients satisfied with the dentistry they have received	0	0	N/A	92.9%	94.4%	93.5%
% of Patients satisfied with the time they had to wait for an appointment	0	0	N/A	86.5%	88.1%	87.4%

* This is based on patients treated on this contract for their most recent course of treatment. Figures in italics indicate the base number of FP17s or Patient Questionnaire responses are less than 100. N/A is shown where the base number of responses is less than 10 during the period. % is calculated as Quantity/Base number*100

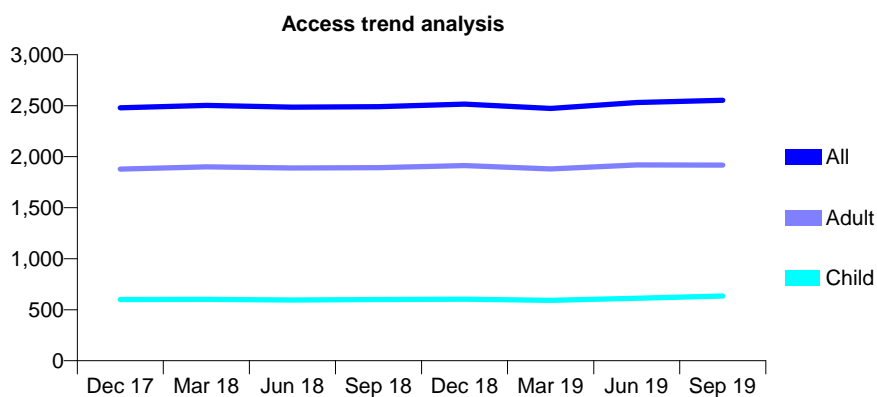
Q44 - Vital Signs At a Glance Contract Report for 340375/0001 - September 2019

Name or company name	MRS C SHARP
Contract type name	GDS Contract
Purpose of contract	General
Contract start date	20/10/2010
Contract end date	

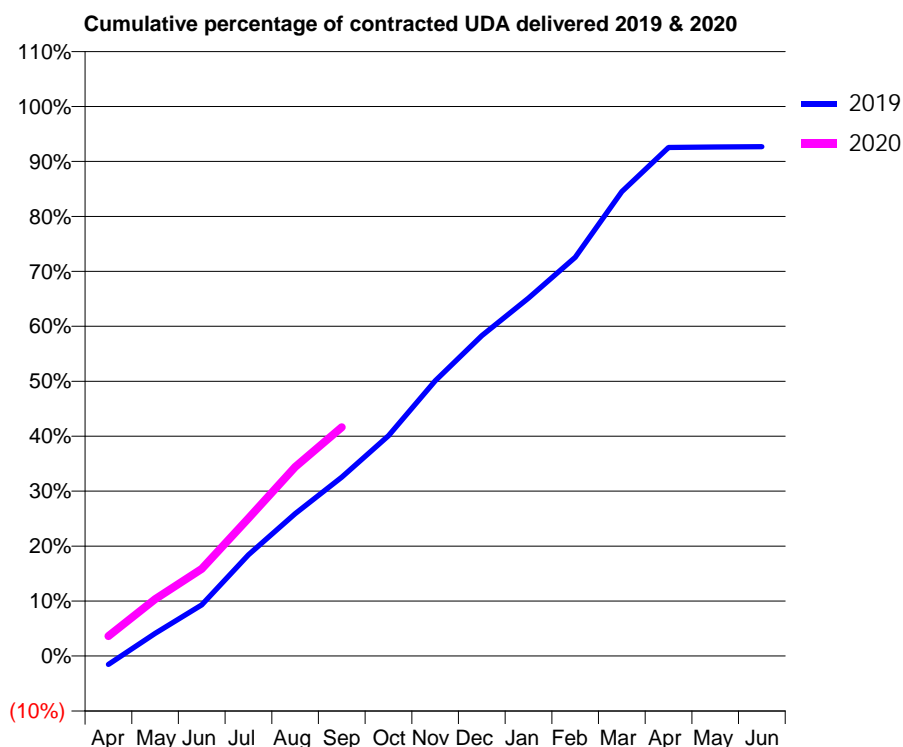
19/20 Contracted general activity (UDA)	7,085
Carry forward general activity (UDA)	0
19/20 Contracted orthodontic activity (UOA)	0
Carry forward orthodontic activity (UOA)	0
Baseline contract value	£198,459.89

ACCESS*

Patients seen in 24 months	Total	Change since previous quarter
Quarter ending September 2018	2,491	
Quarter ending December 2018	2,516	→
Quarter ending March 2019	2,472	↓
Quarter ending June 2019	2,532	↑
Quarter ending September 2019	2,553	→
Variance since September 2018	2.5%	↑



ACTIVITY



Month	Adjusted Scheduled Activity (UDA)	
	2019	2020
April	-109	256
May	294	733
June	660	1,123
July	1,307	1,775
August	1,835	2,439
September	2,307	2,950
October	2,839	
November	3,548	
December	4,131	
January	4,613	
February	5,141	
March	5,987	
April	6,557	
May	6,562	
June	6,567	

QUALITY

	Quantity	Base Number	Contract	AT	Region	England
% of FP17s for the same patient ID Re-attending within 3 months - Children	22	363	6.1%	11.6%	12.1%	11.5%
% of FP17s for the same patient ID Re-attending within 3 months - Adults	190	1,118	17.0%	16.0%	15.6%	15.4%
% of FP17s for the same patient ID Re-attending between 3 & 9 months - Children	150	363	41.3%	57.9%	61.2%	59.7%
% of FP17s for the same patient ID Re-attending between 3 & 9 months - Adults	404	1,118	36.1%	52.7%	54.3%	51.7%
% of FP17s for Band 1 Urgent Courses	170	1,337	12.7%	9.9%	9.1%	9.2%
% of FP17s Relating to Free Repair or Replacements	4	1,337	0.3%	1.0%	0.9%	0.7%
% of FP17s Relating to Continuations	38	1,337	2.8%	1.0%	1.0%	0.8%
% of Patients satisfied with the dentistry they have received	0	0	N/A	92.9%	94.4%	93.5%
% of Patients satisfied with the time they had to wait for an appointment	0	0	N/A	86.5%	88.1%	87.4%

* This is based on patients treated on this contract for their most recent course of treatment. Figures in italics indicate the base number of FP17s or Patient Questionnaire responses are less than 100. N/A is shown where the base number of responses is less than 10 during the period. % is calculated as Quantity/Base number*100

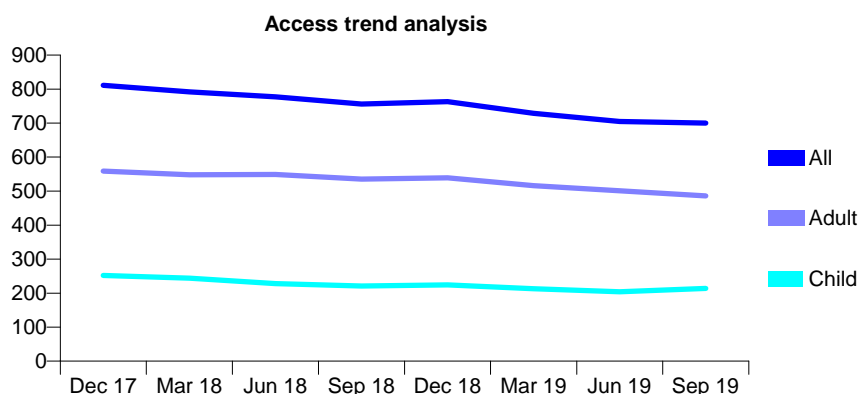
Q44 - Vital Signs At a Glance Contract Report for 340642/0001 - September 2019

Name or company name	MR M BADELI
Contract type name	PDS Contract
Purpose of contract	General
Contract start date	01/04/2006
Contract end date	31/03/2020

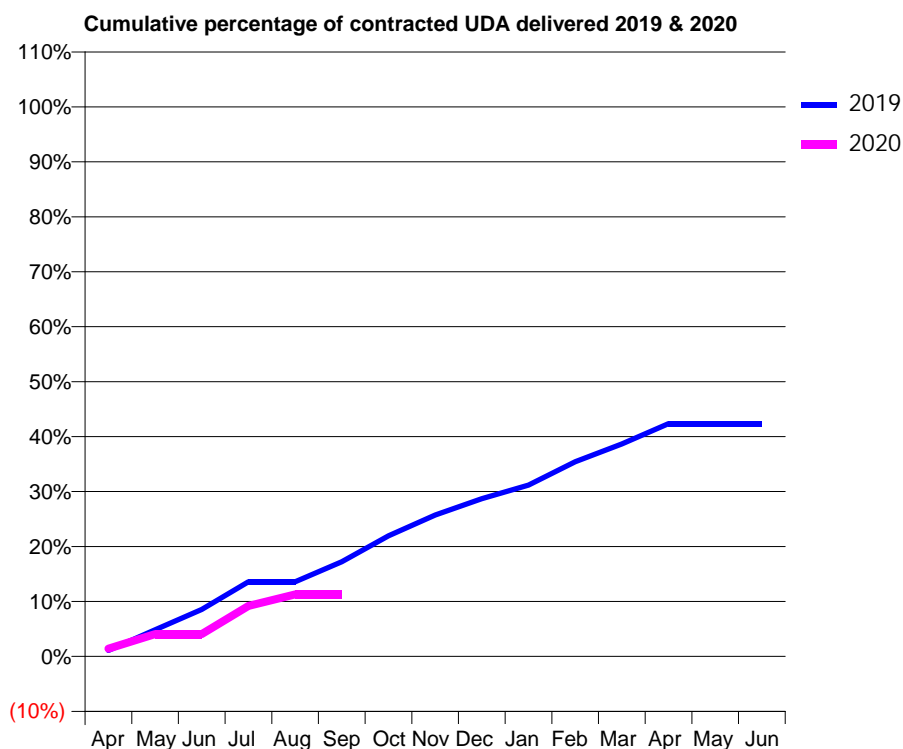
19/20 Contracted general activity (UDA)	4,500
Carry forward general activity (UDA)	0
19/20 Contracted orthodontic activity (UOA)	0
Carry forward orthodontic activity (UOA)	0
Baseline contract value	£110,632.62

ACCESS*

Patients seen in 24 months	Total	Change since previous quarter
Quarter ending September 2018	756	
Quarter ending December 2018	763	→
Quarter ending March 2019	729	↓
Quarter ending June 2019	705	↓
Quarter ending September 2019	700	→
Variance since September 2018	(7.4%)	↓



ACTIVITY



Month	Adjusted Scheduled Activity (UDA)	
	2019	2020
April	50	64
May	219	183
June	385	183
July	613	413
August	613	508
September	775	508
October	988	
November	1,159	
December	1,292	
January	1,403	
February	1,595	
March	1,741	
April	1,906	
May	1,906	
June	1,906	

QUALITY

	Quantity	Base Number	Contract	AT	Region	England
% of FP17s for the same patient ID Re-attending within 3 months - Children	5	98	5.1%	11.6%	12.1%	11.5%
% of FP17s for the same patient ID Re-attending within 3 months - Adults	42	229	18.3%	16.0%	15.6%	15.4%
% of FP17s for the same patient ID Re-attending between 3 & 9 months - Children	39	98	39.8%	57.9%	61.2%	59.7%
% of FP17s for the same patient ID Re-attending between 3 & 9 months - Adults	88	229	38.4%	52.7%	54.3%	51.7%
% of FP17s for Band 1 Urgent Courses	36	257	14.0%	9.9%	9.1%	9.2%
% of FP17s Relating to Free Repair or Replacements	1	257	0.4%	1.0%	0.9%	0.7%
% of FP17s Relating to Continuations	0	257	0.0%	1.0%	1.0%	0.8%
% of Patients satisfied with the dentistry they have received	0	0	N/A	92.9%	94.4%	93.5%
% of Patients satisfied with the time they had to wait for an appointment	0	0	N/A	86.5%	88.1%	87.4%

* This is based on patients treated on this contract for their most recent course of treatment. Figures in italics indicate the base number of FP17s or Patient Questionnaire responses are less than 100. N/A is shown where the base number of responses is less than 10 during the period. % is calculated as Quantity/Base number*100

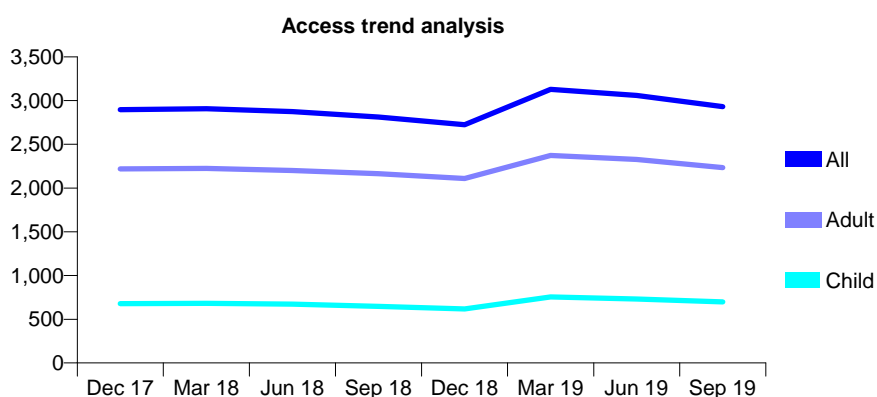
Q44 - Vital Signs At a Glance Contract Report for 398756/0001 - September 2019

Name or company name	The Woodlands Dental Practice
Contract type name	GDS Contract
Purpose of contract	General
Contract start date	01/04/2011
Contract end date	

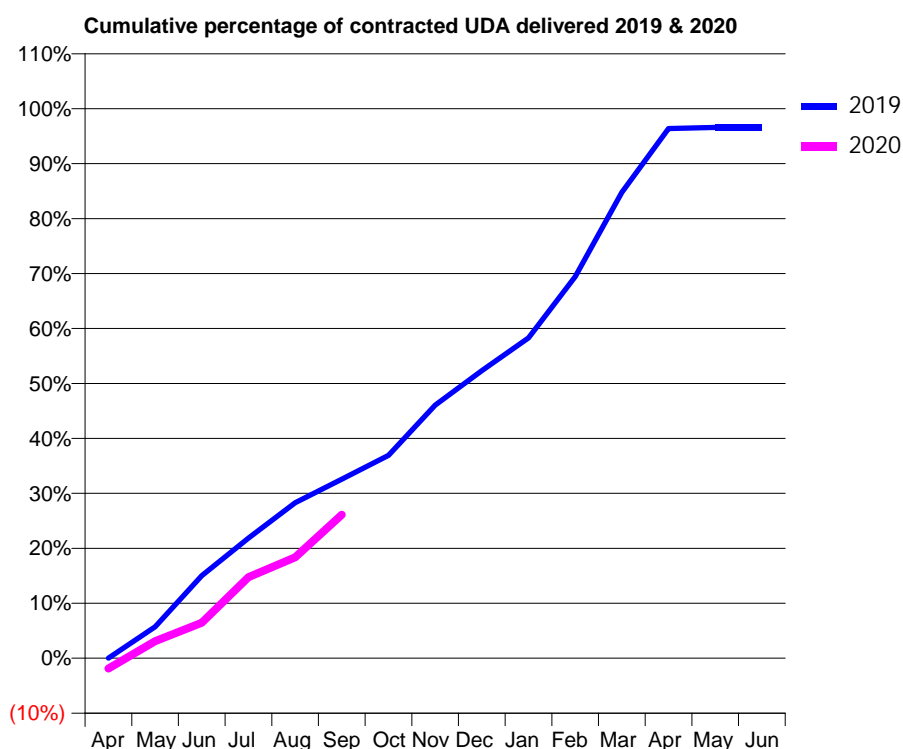
19/20 Contracted general activity (UDA)	9,318
Carry forward general activity (UDA)	319
19/20 Contracted orthodontic activity (UOA)	0
Carry forward orthodontic activity (UOA)	0
Baseline contract value	£237,960.84

ACCESS*

Patients seen in 24 months	Total	Change since previous quarter
Quarter ending September 2018	2,812	
Quarter ending December 2018	2,725	↓
Quarter ending March 2019	3,128	↑
Quarter ending June 2019	3,058	↓
Quarter ending September 2019	2,931	↓
Variance since September 2018	4.2%	↑



ACTIVITY



Month	2019	2020
April	0	-177
May	535	290
June	1,399	604
July	2,036	1,373
August	2,639	1,710
September	3,036	2,435
October	3,441	
November	4,292	
December	4,874	
January	5,433	
February	6,470	
March	7,898	
April	8,980	
May	8,998	
June	8,998	

QUALITY

	Quantity	Base Number	Contract	AT	Region	England
% of FP17s for the same patient ID Re-attending within 3 months - Children	37	489	7.6%	11.6%	12.1%	11.5%
% of FP17s for the same patient ID Re-attending within 3 months - Adults	148	1,510	9.8%	16.0%	15.6%	15.4%
% of FP17s for the same patient ID Re-attending between 3 & 9 months - Children	325	489	66.5%	57.9%	61.2%	59.7%
% of FP17s for the same patient ID Re-attending between 3 & 9 months - Adults	1,072	1,510	71.0%	52.7%	54.3%	51.7%
% of FP17s for Band 1 Urgent Courses	80	1,653	4.8%	9.9%	9.1%	9.2%
% of FP17s Relating to Free Repair or Replacements	31	1,653	1.9%	1.0%	0.9%	0.7%
% of FP17s Relating to Continuations	14	1,653	0.8%	1.0%	1.0%	0.8%
% of Patients satisfied with the dentistry they have received	2	2	N/A	92.9%	94.4%	93.5%
% of Patients satisfied with the time they had to wait for an appointment	2	2	N/A	86.5%	88.1%	87.4%

* This is based on patients treated on this contract for their most recent course of treatment.

Figures in italics indicate the base number of FP17s or Patient Questionnaire responses are less than 100. N/A is shown where the base number of responses is less than 10 during the period. % is calculated as Quantity/Base number*100

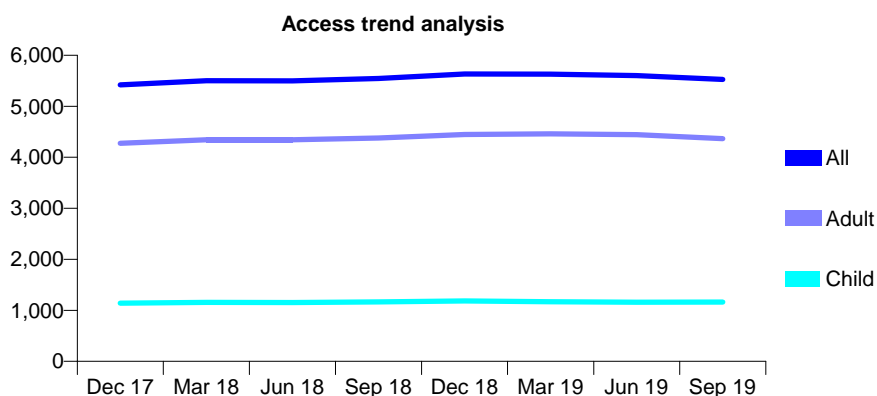
Q44 - Vital Signs At a Glance Contract Report for 566632/0001 - September 2019

Name or company name	Guilden Sutton Dental Practice
Contract type name	GDS Contract
Purpose of contract	General
Contract start date	01/04/2006
Contract end date	

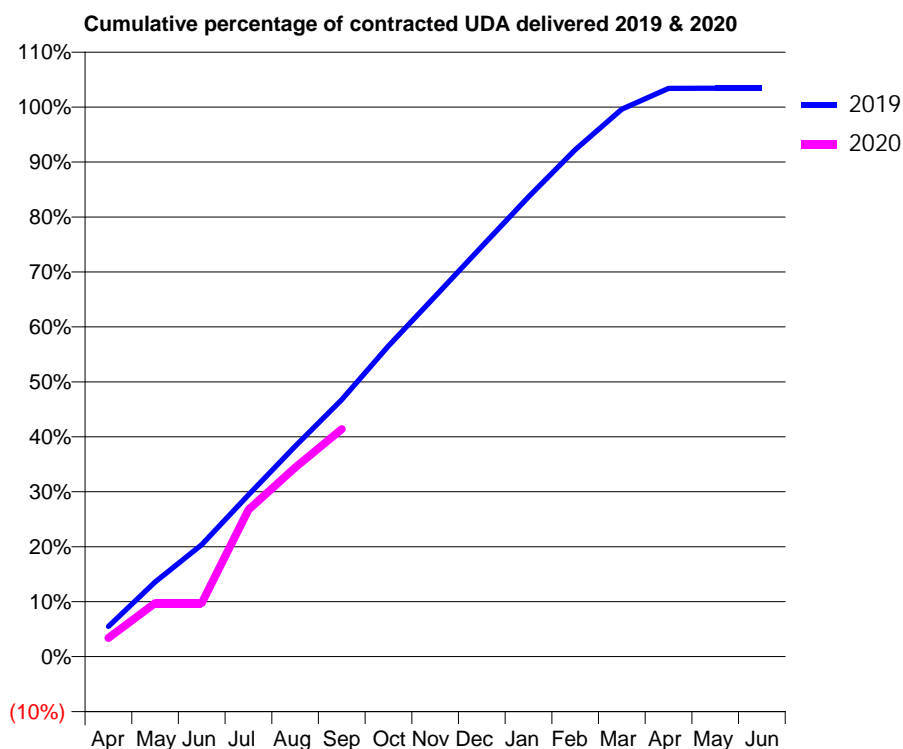
19/20 Contracted general activity (UDA)	15,500
Carry forward general activity (UDA)	0
19/20 Contracted orthodontic activity (UOA)	0
Carry forward orthodontic activity (UOA)	0
Baseline contract value	£399,983.64

ACCESS*

Patients seen in 24 months	Total	Change since previous quarter
Quarter ending September 2018	5,545	
Quarter ending December 2018	5,633	→
Quarter ending March 2019	5,631	→
Quarter ending June 2019	5,602	→
Quarter ending September 2019	5,526	↓
Variance since September 2018	(0.3%)	→



ACTIVITY



Month	Adjusted Scheduled Activity (UDA)	
	2019	2020
April	851	528
May	2,107	1,511
June	3,158	1,511
July	4,559	4,142
August	5,932	5,337
September	7,247	6,420
October	8,764	
November	10,166	
December	11,567	
January	12,967	
February	14,300	
March	15,440	
April	16,027	
May	16,032	
June	16,032	

QUALITY

	Quantity	Base Number	Contract	AT	Region	England
% of FP17s for the same patient ID Re-attending within 3 months - Children	73	942	7.7%	11.6%	12.1%	11.5%
% of FP17s for the same patient ID Re-attending within 3 months - Adults	603	3,430	17.6%	16.0%	15.6%	15.4%
% of FP17s for the same patient ID Re-attending between 3 & 9 months - Children	657	942	69.7%	57.9%	61.2%	59.7%
% of FP17s for the same patient ID Re-attending between 3 & 9 months - Adults	2,107	3,430	61.4%	52.7%	54.3%	51.7%
% of FP17s for Band 1 Urgent Courses	385	4,014	9.6%	9.9%	9.1%	9.2%
% of FP17s Relating to Free Repair or Replacements	76	4,014	1.9%	1.0%	0.9%	0.7%
% of FP17s Relating to Continuations	24	4,014	0.6%	1.0%	1.0%	0.8%
% of Patients satisfied with the dentistry they have received	2	2	N/A	92.9%	94.4%	93.5%
% of Patients satisfied with the time they had to wait for an appointment	2	2	N/A	86.5%	88.1%	87.4%

* This is based on patients treated on this contract for their most recent course of treatment. Figures in italics indicate the base number of FP17s or Patient Questionnaire responses are less than 100. N/A is shown where the base number of responses is less than 10 during the period. % is calculated as Quantity/Base number*100

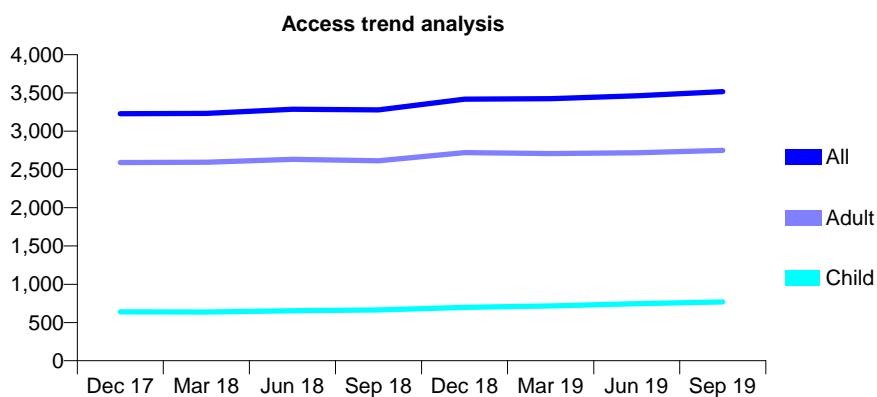
Q44 - Vital Signs At a Glance Contract Report for 569208/0001 - September 2019

Name or company name	Heathfield Dental Practice
Contract type name	GDS Contract
Purpose of contract	General
Contract start date	01/04/2006
Contract end date	

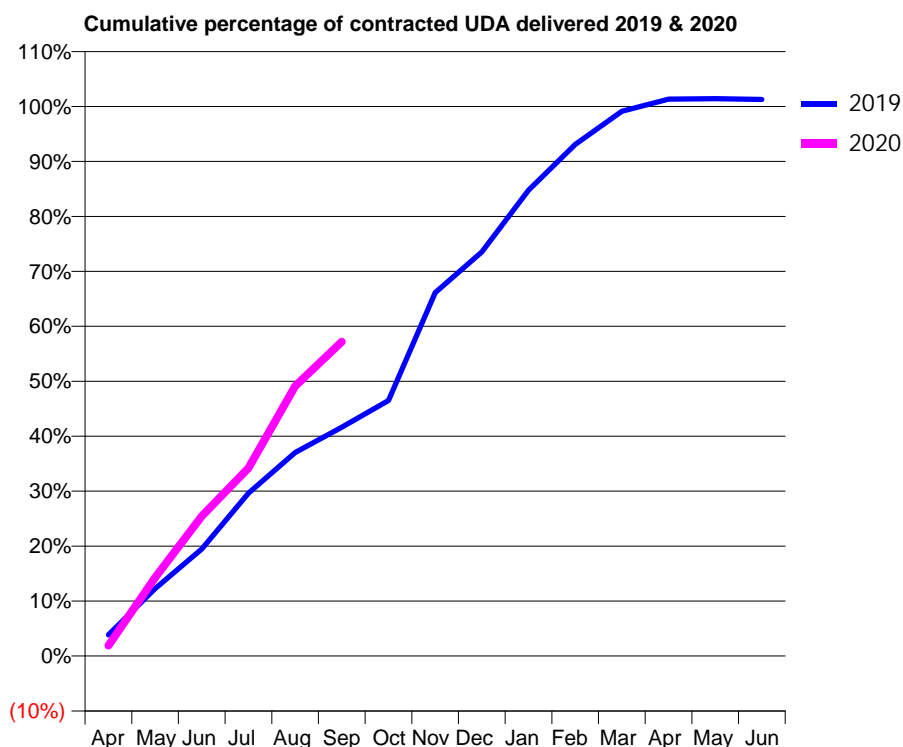
19/20 Contracted general activity (UDA)	8,738
Carry forward general activity (UDA)	0
19/20 Contracted orthodontic activity (UOA)	0
Carry forward orthodontic activity (UOA)	0
Baseline contract value	£245,264.47

ACCESS*

Patients seen in 24 months	Total	Change since previous quarter
Quarter ending September 2018	3,277	
Quarter ending December 2018	3,418	↑
Quarter ending March 2019	3,424	→
Quarter ending June 2019	3,463	→
Quarter ending September 2019	3,517	→
Variance since September 2018	7.3%	↑



ACTIVITY



Month	Adjusted Scheduled Activity (UDA)	
	2019	2020
April	337	167
May	1,074	1,247
June	1,702	2,223
July	2,590	2,990
August	3,234	4,294
September	3,639	4,996
October	4,064	
November	5,777	
December	6,425	
January	7,405	
February	8,132	
March	8,662	
April	8,855	
May	8,862	
June	8,850	

QUALITY

	Quantity	Base Number	Contract	AT	Region	England
% of FP17s for the same patient ID Re-attending within 3 months - Children	47	609	7.7%	11.6%	12.1%	11.5%
% of FP17s for the same patient ID Re-attending within 3 months - Adults	360	2,039	17.7%	16.0%	15.6%	15.4%
% of FP17s for the same patient ID Re-attending between 3 & 9 months - Children	364	609	59.8%	57.9%	61.2%	59.7%
% of FP17s for the same patient ID Re-attending between 3 & 9 months - Adults	957	2,039	46.9%	52.7%	54.3%	51.7%
% of FP17s for Band 1 Urgent Courses	310	2,527	12.3%	9.9%	9.1%	9.2%
% of FP17s Relating to Free Repair or Replacements	34	2,527	1.3%	1.0%	0.9%	0.7%
% of FP17s Relating to Continuations	13	2,527	0.5%	1.0%	1.0%	0.8%
% of Patients satisfied with the dentistry they have received	2	2	N/A	92.9%	94.4%	93.5%
% of Patients satisfied with the time they had to wait for an appointment	2	2	N/A	86.5%	88.1%	87.4%

* This is based on patients treated on this contract for their most recent course of treatment.

Figures in italics indicate the base number of FP17s or Patient Questionnaire responses are less than 100. N/A is shown where the base number of responses is less than 10 during the period. % is calculated as Quantity/Base number*100

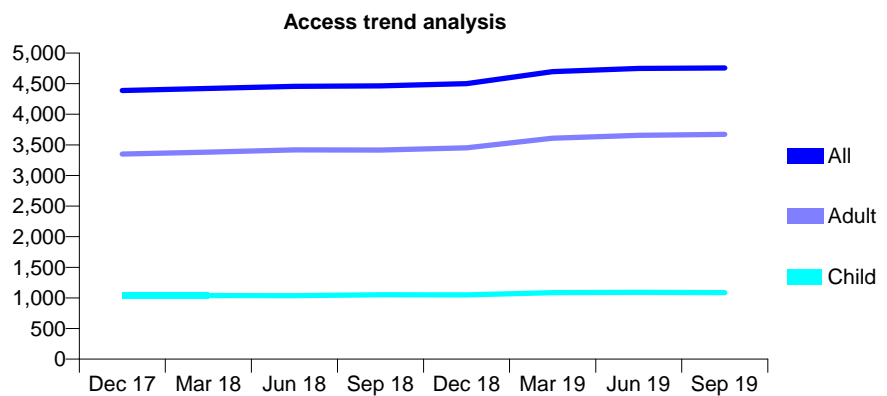
Q44 - Vital Signs At a Glance Contract Report for 638560/0001 - September 2019

Name or company name	MISS J FINN
Contract type name	GDS Contract
Purpose of contract	General
Contract start date	01/04/2006
Contract end date	

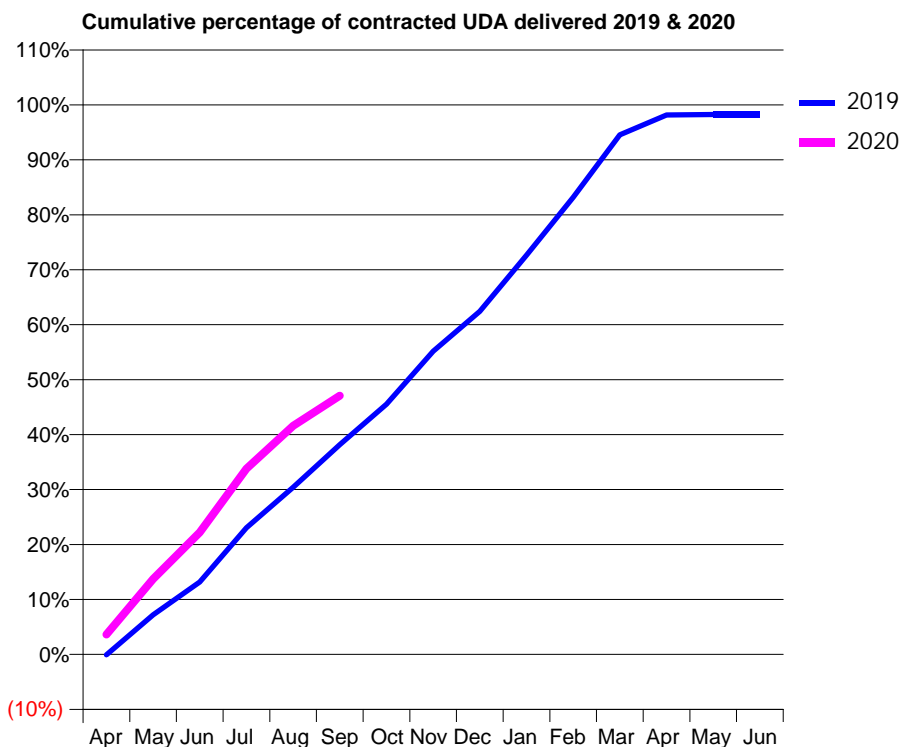
19/20 Contracted general activity (UDA)	14,350
Carry forward general activity (UDA)	251
19/20 Contracted orthodontic activity (UOA)	0
Carry forward orthodontic activity (UOA)	0
Baseline contract value	£414,932.99

ACCESS*

Patients seen in 24 months	Total	Change since previous quarter
Quarter ending September 2018	4,465	
Quarter ending December 2018	4,501	→
Quarter ending March 2019	4,695	↑
Quarter ending June 2019	4,749	→
Quarter ending September 2019	4,758	→
Variance since September 2018	6.6%	↑



ACTIVITY



Month	Adjusted Scheduled Activity (UDA)	
	2019	2020
April	-12	519
May	1,036	1,973
June	1,893	3,188
July	3,309	4,850
August	4,366	5,971
September	5,477	6,757
October	6,536	
November	7,915	
December	8,958	
January	10,424	
February	11,937	
March	13,569	
April	14,085	
May	14,098	
June	14,098	

QUALITY

	Quantity	Base Number	Contract	AT	Region	England
% of FP17s for the same patient ID Re-attending within 3 months - Children	103	920	11.2%	11.6%	12.1%	11.5%
% of FP17s for the same patient ID Re-attending within 3 months - Adults	466	2,755	16.9%	16.0%	15.6%	15.4%
% of FP17s for the same patient ID Re-attending between 3 & 9 months - Children	644	920	70.0%	57.9%	61.2%	59.7%
% of FP17s for the same patient ID Re-attending between 3 & 9 months - Adults	1,606	2,755	58.3%	52.7%	54.3%	51.7%
% of FP17s for Band 1 Urgent Courses	301	3,407	8.8%	9.9%	9.1%	9.2%
% of FP17s Relating to Free Repair or Replacements	39	3,407	1.1%	1.0%	0.9%	0.7%
% of FP17s Relating to Continuations	24	3,407	0.7%	1.0%	1.0%	0.8%
% of Patients satisfied with the dentistry they have received	5	5	N/A	92.9%	94.4%	93.5%
% of Patients satisfied with the time they had to wait for an appointment	5	5	N/A	86.5%	88.1%	87.4%

* This is based on patients treated on this contract for their most recent course of treatment. Figures in italics indicate the base number of FP17s or Patient Questionnaire responses are less than 100. N/A is shown where the base number of responses is less than 10 during the period. % is calculated as Quantity/Base number*100

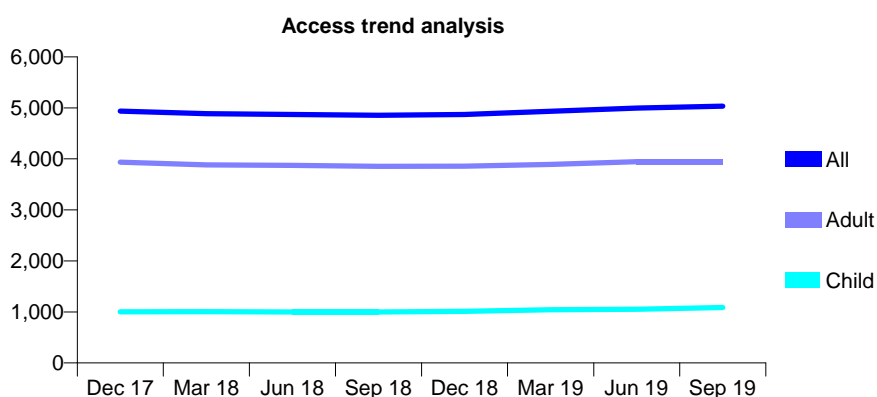
Q44 - Vital Signs At a Glance Contract Report for 649139/0001 - September 2019

Name or company name	MR BS PHIPPS
Contract type name	GDS Contract
Purpose of contract	General
Contract start date	01/04/2006
Contract end date	

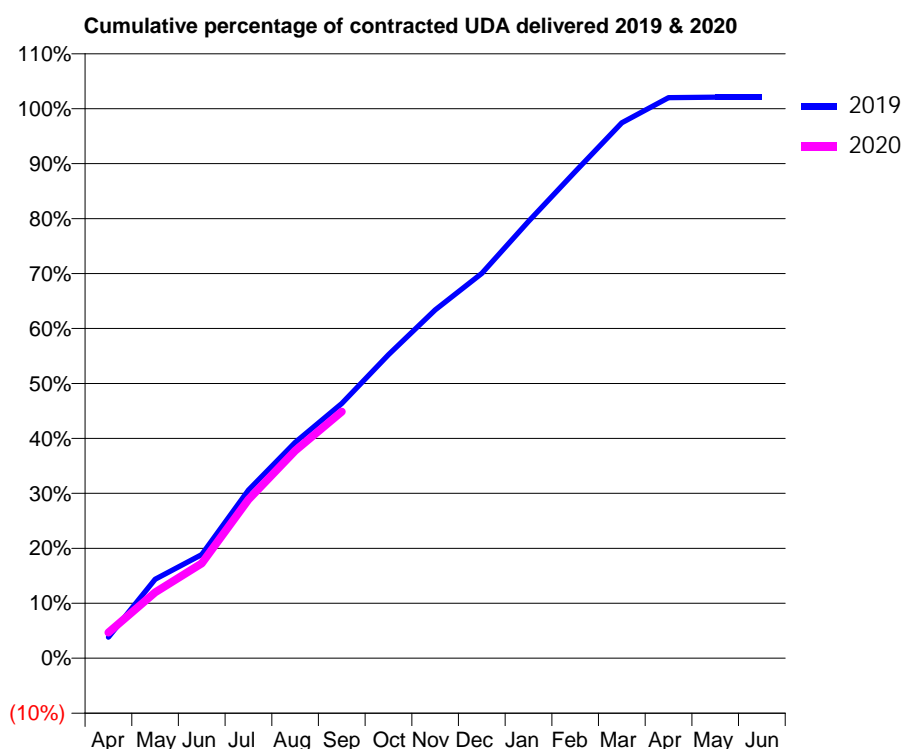
19/20 Contracted general activity (UDA)	12,870
Carry forward general activity (UDA)	0
19/20 Contracted orthodontic activity (UOA)	0
Carry forward orthodontic activity (UOA)	0
Baseline contract value	£399,127.67

ACCESS*

Patients seen in 24 months	Total	Change since previous quarter
Quarter ending September 2018	4,857	
Quarter ending December 2018	4,872	→
Quarter ending March 2019	4,932	→
Quarter ending June 2019	4,997	→
Quarter ending September 2019	5,033	→
Variance since September 2018	3.6%	↑



ACTIVITY



Month	2019	2020
April	496	602
May	1,849	1,540
June	2,428	2,224
July	3,936	3,716
August	5,056	4,861
September	5,965	5,773
October	7,109	
November	8,156	
December	9,012	
January	10,229	
February	11,394	
March	12,537	
April	13,128	
May	13,138	
June	13,138	

QUALITY

	Quantity	Base Number	Contract	AT	Region	England
% of FP17s for the same patient ID Re-attending within 3 months - Children	35	787	4.4%	11.6%	12.1%	11.5%
% of FP17s for the same patient ID Re-attending within 3 months - Adults	369	2,520	14.6%	16.0%	15.6%	15.4%
% of FP17s for the same patient ID Re-attending between 3 & 9 months - Children	404	787	51.3%	57.9%	61.2%	59.7%
% of FP17s for the same patient ID Re-attending between 3 & 9 months - Adults	1,032	2,520	41.0%	52.7%	54.3%	51.7%
% of FP17s for Band 1 Urgent Courses	259	3,047	8.5%	9.9%	9.1%	9.2%
% of FP17s Relating to Free Repair or Replacements	35	3,047	1.1%	1.0%	0.9%	0.7%
% of FP17s Relating to Continuations	59	3,047	1.9%	1.0%	1.0%	0.8%
% of Patients satisfied with the dentistry they have received	3	3	N/A	92.9%	94.4%	93.5%
% of Patients satisfied with the time they had to wait for an appointment	3	3	N/A	86.5%	88.1%	87.4%

* This is based on patients treated on this contract for their most recent course of treatment.

Figures in italics indicate the base number of FP17s or Patient Questionnaire responses are less than 100. N/A is shown where the base number of responses is less than 10 during the period. % is calculated as Quantity/Base number*100

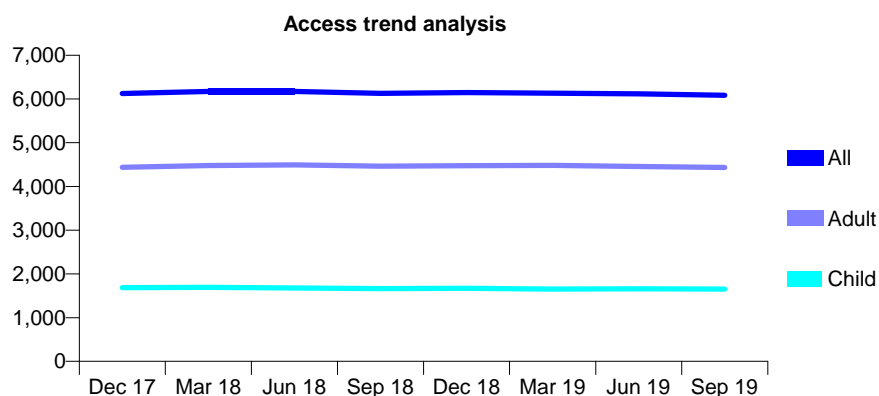
Q44 - Vital Signs At a Glance Contract Report for 649899/0001 - September 2019

Name or company name	MR SW HUGHES
Contract type name	GDS Contract
Purpose of contract	General
Contract start date	01/04/2006
Contract end date	

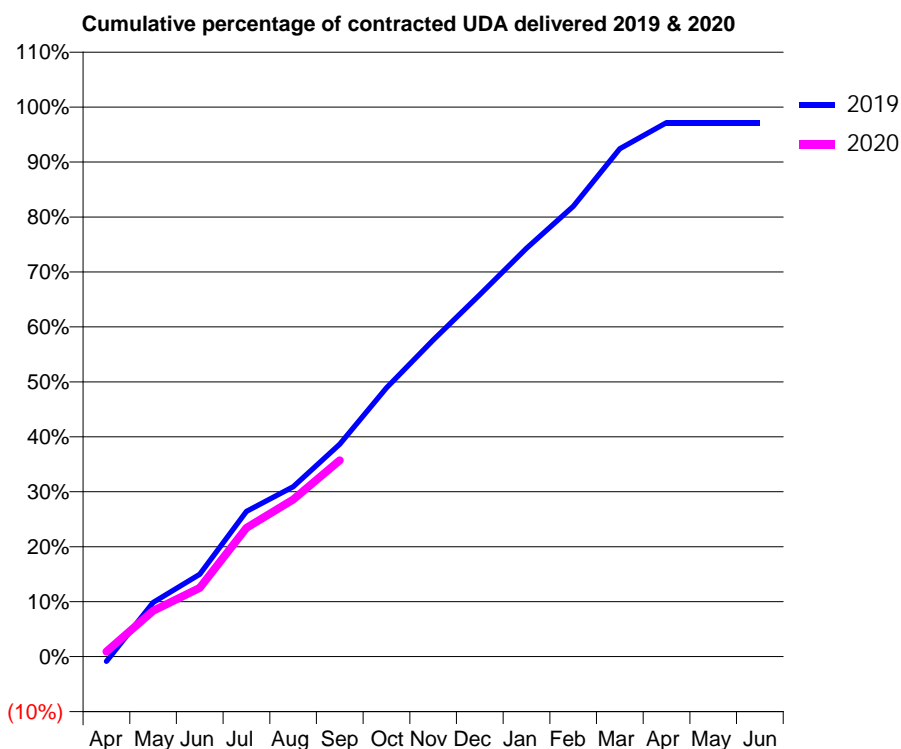
19/20 Contracted general activity (UDA)	18,100
Carry forward general activity (UDA)	516
19/20 Contracted orthodontic activity (UOA)	0
Carry forward orthodontic activity (UOA)	0
Baseline contract value	£540,140.92

ACCESS*

Patients seen in 24 months	Total	Change since previous quarter
Quarter ending September 2018	6,128	
Quarter ending December 2018	6,146	→
Quarter ending March 2019	6,132	→
Quarter ending June 2019	6,118	→
Quarter ending September 2019	6,084	→
Variance since September 2018	(0.7%)	→



ACTIVITY



Month	Adjusted Scheduled Activity (UDA)	
	2019	2020
April	-162	165
May	1,784	1,509
June	2,712	2,263
July	4,787	4,240
August	5,598	5,170
September	6,997	6,467
October	8,853	
November	10,428	
December	11,924	
January	13,448	
February	14,830	
March	16,727	
April	17,588	
May	17,583	
June	17,583	

QUALITY

	Quantity	Base Number	Contract	AT	Region	England
% of FP17s for the same patient ID Re-attending within 3 months - Children	83	1,125	7.4%	11.6%	12.1%	11.5%
% of FP17s for the same patient ID Re-attending within 3 months - Adults	243	2,462	9.9%	16.0%	15.6%	15.4%
% of FP17s for the same patient ID Re-attending between 3 & 9 months - Children	626	1,125	55.6%	57.9%	61.2%	59.7%
% of FP17s for the same patient ID Re-attending between 3 & 9 months - Adults	1,394	2,462	56.6%	52.7%	54.3%	51.7%
% of FP17s for Band 1 Urgent Courses	154	3,293	4.7%	9.9%	9.1%	9.2%
% of FP17s Relating to Free Repair or Replacements	27	3,293	0.8%	1.0%	0.9%	0.7%
% of FP17s Relating to Continuations	37	3,293	1.1%	1.0%	1.0%	0.8%
% of Patients satisfied with the dentistry they have received	4	4	N/A	92.9%	94.4%	93.5%
% of Patients satisfied with the time they had to wait for an appointment	4	4	N/A	86.5%	88.1%	87.4%

* This is based on patients treated on this contract for their most recent course of treatment. Figures in italics indicate the base number of FP17s or Patient Questionnaire responses are less than 100. N/A is shown where the base number of responses is less than 10 during the period. % is calculated as Quantity/Base number*100

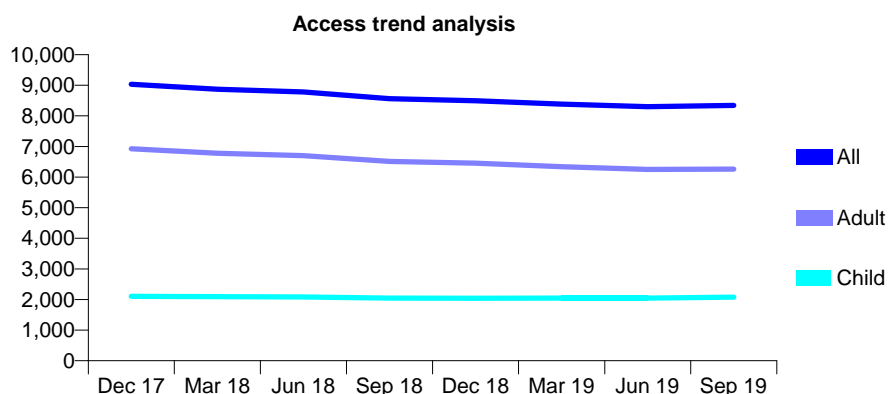
Q44 - Vital Signs At a Glance Contract Report for 654248/0001 - September 2019

Name or company name	MR S HUSSAIN
Contract type name	GDS Contract
Purpose of contract	General
Contract start date	01/04/2006
Contract end date	

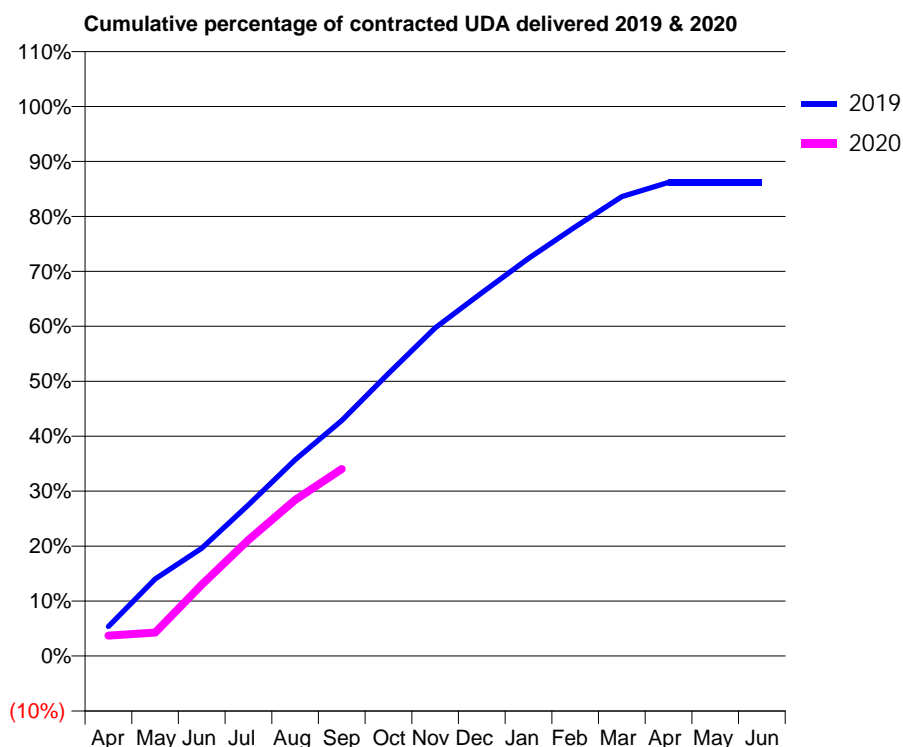
19/20 Contracted general activity (UDA)	28,750
Carry forward general activity (UDA)	0
19/20 Contracted orthodontic activity (UOA)	0
Carry forward orthodontic activity (UOA)	0
Baseline contract value	£853,472.70

ACCESS*

Patients seen in 24 months	Total	Change since previous quarter
Quarter ending September 2018	8,559	
Quarter ending December 2018	8,496	→
Quarter ending March 2019	8,387	↓
Quarter ending June 2019	8,299	↓
Quarter ending September 2019	8,340	→
Variance since September 2018	(2.6%)	↓



ACTIVITY



Month	Adjusted Scheduled Activity (UDA)	
	2019	2020
April	1,544	1,070
May	4,033	1,229
June	5,638	3,727
July	7,911	6,075
August	10,274	8,163
September	12,327	9,781
October	14,781	
November	17,165	
December	19,001	
January	20,800	
February	22,454	
March	24,035	
April	24,777	
May	24,777	
June	24,777	

QUALITY

	Quantity	Base Number	Contract	AT	Region	England
% of FP17s for the same patient ID Re-attending within 3 months - Children	102	1,176	8.7%	11.6%	12.1%	11.5%
% of FP17s for the same patient ID Re-attending within 3 months - Adults	445	3,382	13.2%	16.0%	15.6%	15.4%
% of FP17s for the same patient ID Re-attending between 3 & 9 months - Children	479	1,176	40.7%	57.9%	61.2%	59.7%
% of FP17s for the same patient ID Re-attending between 3 & 9 months - Adults	1,374	3,382	40.6%	52.7%	54.3%	51.7%
% of FP17s for Band 1 Urgent Courses	522	4,236	12.3%	9.9%	9.1%	9.2%
% of FP17s Relating to Free Repair or Replacements	21	4,236	0.5%	1.0%	0.9%	0.7%
% of FP17s Relating to Continuations	44	4,236	1.0%	1.0%	1.0%	0.8%
% of Patients satisfied with the dentistry they have received	5	5	N/A	92.9%	94.4%	93.5%
% of Patients satisfied with the time they had to wait for an appointment	5	5	N/A	86.5%	88.1%	87.4%

* This is based on patients treated on this contract for their most recent course of treatment. Figures in italics indicate the base number of FP17s or Patient Questionnaire responses are less than 100. N/A is shown where the base number of responses is less than 10 during the period. % is calculated as Quantity/Base number*100

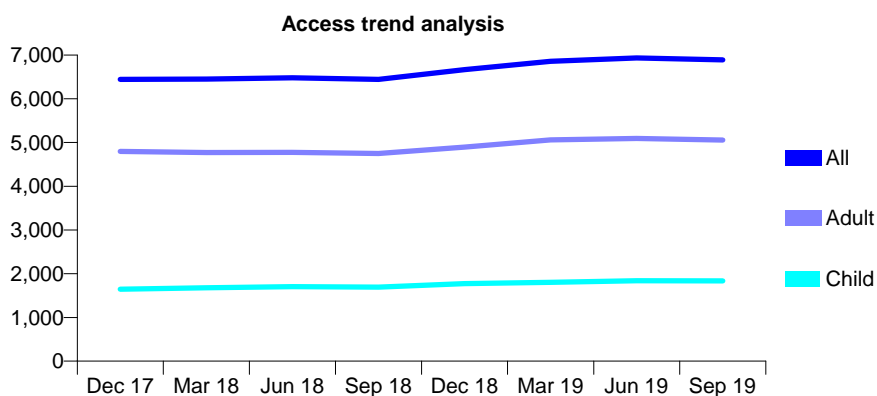
Q44 - Vital Signs At a Glance Contract Report for 661899/0001 - September 2019

Name or company name	MRS A SIMPKINS
Contract type name	GDS Contract
Purpose of contract	General
Contract start date	01/04/2006
Contract end date	

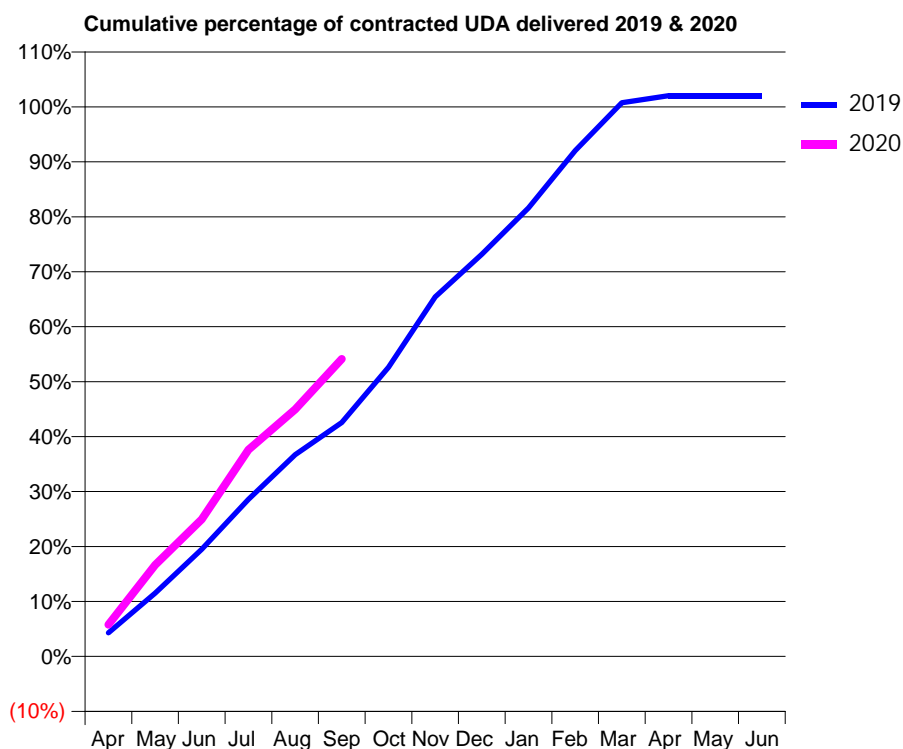
19/20 Contracted general activity (UDA)	15,000
Carry forward general activity (UDA)	0
19/20 Contracted orthodontic activity (UOA)	0
Carry forward orthodontic activity (UOA)	0
Baseline contract value	£390,384.74

ACCESS*

Patients seen in 24 months	Total	Change since previous quarter
Quarter ending September 2018	6,442	
Quarter ending December 2018	6,666	↑
Quarter ending March 2019	6,859	↑
Quarter ending June 2019	6,934	→
Quarter ending September 2019	6,891	→
Variance since September 2018	7.0%	↑



ACTIVITY



Month	2019	2020
April	646	869
May	1,728	2,499
June	2,926	3,741
July	4,289	5,642
August	5,504	6,745
September	6,381	8,119
October	7,894	
November	9,814	
December	10,977	
January	12,244	
February	13,806	
March	15,112	
April	15,304	
May	15,304	
June	15,304	

QUALITY

	Quantity	Base Number	Contract	AT	Region	England
% of FP17s for the same patient ID Re-attending within 3 months - Children	51	1,269	4.0%	11.6%	12.1%	11.5%
% of FP17s for the same patient ID Re-attending within 3 months - Adults	410	3,367	12.2%	16.0%	15.6%	15.4%
% of FP17s for the same patient ID Re-attending between 3 & 9 months - Children	649	1,269	51.1%	57.9%	61.2%	59.7%
% of FP17s for the same patient ID Re-attending between 3 & 9 months - Adults	1,770	3,367	52.6%	52.7%	54.3%	51.7%
% of FP17s for Band 1 Urgent Courses	188	4,529	4.2%	9.9%	9.1%	9.2%
% of FP17s Relating to Free Repair or Replacements	33	4,529	0.7%	1.0%	0.9%	0.7%
% of FP17s Relating to Continuations	104	4,529	2.3%	1.0%	1.0%	0.8%
% of Patients satisfied with the dentistry they have received	9	10	90.0%	92.9%	94.4%	93.5%
% of Patients satisfied with the time they had to wait for an appointment	9	10	90.0%	86.5%	88.1%	87.4%

* This is based on patients treated on this contract for their most recent course of treatment. Figures in italics indicate the base number of FP17s or Patient Questionnaire responses are less than 100. N/A is shown where the base number of responses is less than 10 during the period. % is calculated as Quantity/Base number*100

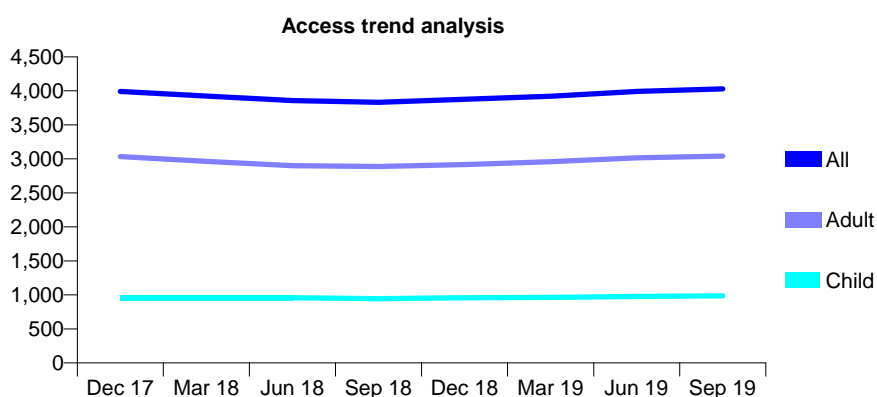
Q44 - Vital Signs At a Glance Contract Report for 674281/0001 - September 2019

Name or company name	MR P MOTTRAM
Contract type name	GDS Contract
Purpose of contract	General
Contract start date	22/05/2006
Contract end date	

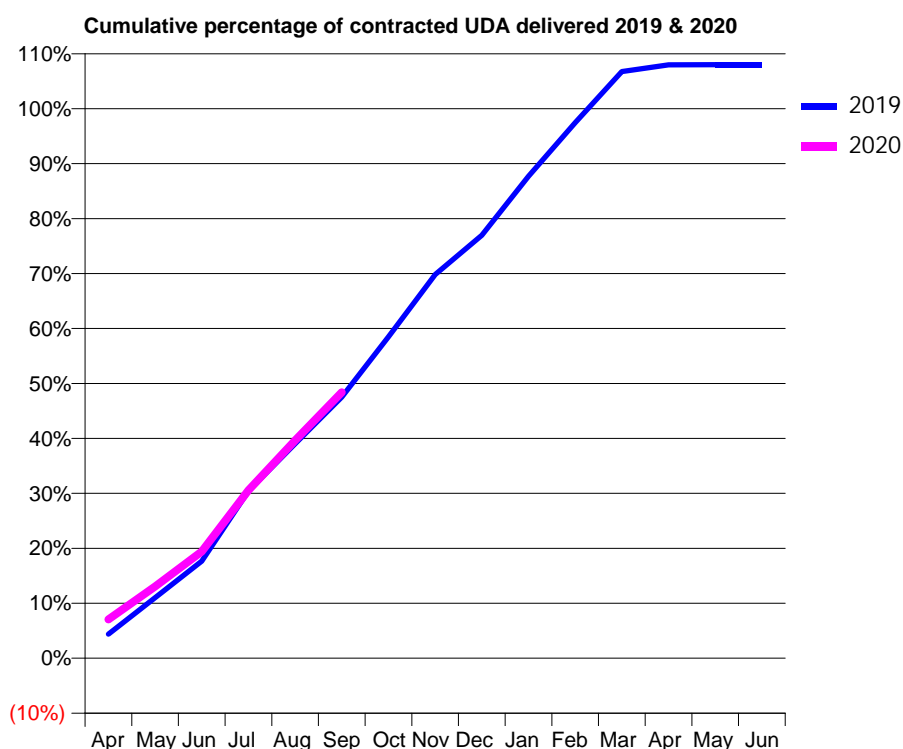
19/20 Contracted general activity (UDA)	7,500
Carry forward general activity (UDA)	0
19/20 Contracted orthodontic activity (UOA)	0
Carry forward orthodontic activity (UOA)	0
Baseline contract value	£199,848.09

ACCESS*

Patients seen in 24 months	Total	Change since previous quarter
Quarter ending September 2018	3,833	
Quarter ending December 2018	3,876	→
Quarter ending March 2019	3,920	→
Quarter ending June 2019	3,992	→
Quarter ending September 2019	4,030	→
Variance since September 2018	5.1%	↑



ACTIVITY



Adjusted Scheduled Activity (UDA)		
Month	2019	2020
April	329	530
May	828	980
June	1,325	1,456
July	2,281	2,293
August	2,927	2,972
September	3,565	3,628
October	4,387	
November	5,236	
December	5,771	
January	6,577	
February	7,308	
March	8,006	
April	8,099	
May	8,100	
June	8,101	

QUALITY

	Quantity	Base Number	Contract	AT	Region	England
% of FP17s for the same patient ID Re-attending within 3 months - Children	48	777	6.2%	11.6%	12.1%	11.5%
% of FP17s for the same patient ID Re-attending within 3 months - Adults	314	2,245	14.0%	16.0%	15.6%	15.4%
% of FP17s for the same patient ID Re-attending between 3 & 9 months - Children	507	777	65.3%	57.9%	61.2%	59.7%
% of FP17s for the same patient ID Re-attending between 3 & 9 months - Adults	1,226	2,245	54.6%	52.7%	54.3%	51.7%
% of FP17s for Band 1 Urgent Courses	199	2,339	8.5%	9.9%	9.1%	9.2%
% of FP17s Relating to Free Repair or Replacements	7	2,339	0.3%	1.0%	0.9%	0.7%
% of FP17s Relating to Continuations	9	2,339	0.4%	1.0%	1.0%	0.8%
% of Patients satisfied with the dentistry they have received	4	4	N/A	92.9%	94.4%	93.5%
% of Patients satisfied with the time they had to wait for an appointment	3	4	N/A	86.5%	88.1%	87.4%

* This is based on patients treated on this contract for their most recent course of treatment.

Figures in italics indicate the base number of FP17s or Patient Questionnaire responses are less than 100. N/A is shown where the base number of responses is less than 10 during the period. % is calculated as Quantity/Base number*100

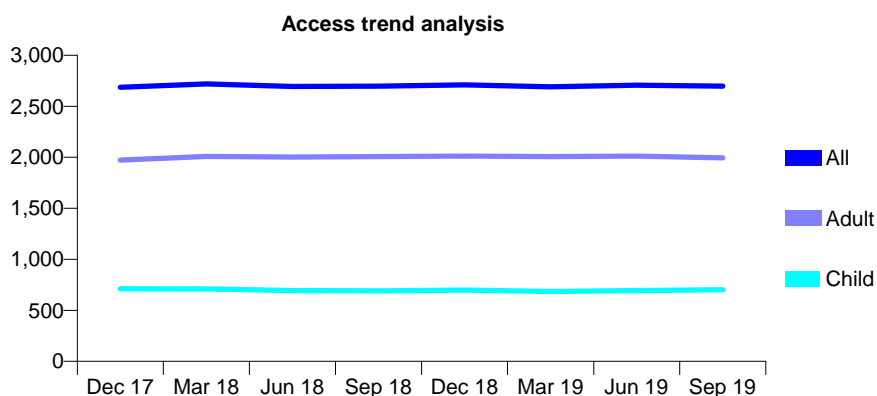
Q44 - Vital Signs At a Glance Contract Report for 674346/0001 - September 2019

Name or company name	MISS SE HAWORTH
Contract type name	PDS Contract
Purpose of contract	General
Contract start date	01/04/2006
Contract end date	31/03/2021

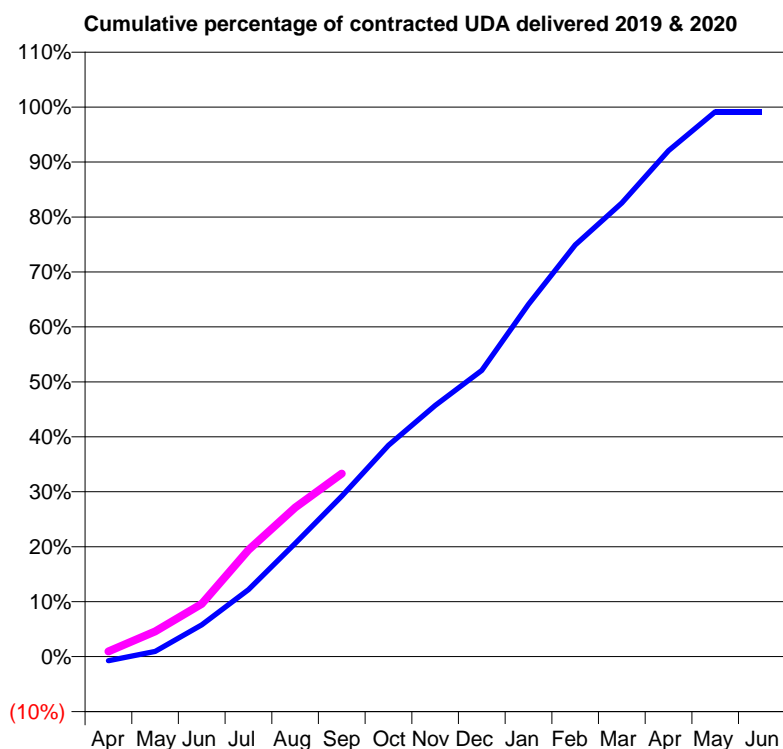
19/20 Contracted general activity (UDA)	8,909
Carry forward general activity (UDA)	75
19/20 Contracted orthodontic activity (UOA)	0
Carry forward orthodontic activity (UOA)	0
Baseline contract value	£260,935.80

ACCESS*

Patients seen in 24 months	Total	Change since previous quarter
Quarter ending September 2018	2,698	
Quarter ending December 2018	2,711	→
Quarter ending March 2019	2,691	→
Quarter ending June 2019	2,706	→
Quarter ending September 2019	2,697	→
Variance since September 2018	(0.0%)	→



ACTIVITY



Month	Adjusted Scheduled Activity (UDA)	
	2019	2020
April	-69	86
May	86	410
June	515	854
July	1,086	1,729
August	1,836	2,415
September	2,601	2,966
October	3,425	
November	4,072	
December	4,641	
January	5,710	
February	6,675	
March	7,353	
April	8,204	
May	8,834	
June	8,834	

QUALITY

	Quantity	Base Number	Contract	AT	Region	England
% of FP17s for the same patient ID Re-attending within 3 months - Children	118	673	17.5%	11.6%	12.1%	11.5%
% of FP17s for the same patient ID Re-attending within 3 months - Adults	142	1,066	13.3%	16.0%	15.6%	15.4%
% of FP17s for the same patient ID Re-attending between 3 & 9 months - Children	386	673	57.4%	57.9%	61.2%	59.7%
% of FP17s for the same patient ID Re-attending between 3 & 9 months - Adults	339	1,066	31.8%	52.7%	54.3%	51.7%
% of FP17s for Band 1 Urgent Courses	96	1,319	7.3%	9.9%	9.1%	9.2%
% of FP17s Relating to Free Repair or Replacements	7	1,319	0.5%	1.0%	0.9%	0.7%
% of FP17s Relating to Continuations	8	1,319	0.6%	1.0%	1.0%	0.8%
% of Patients satisfied with the dentistry they have received	6	6	N/A	92.9%	94.4%	93.5%
% of Patients satisfied with the time they had to wait for an appointment	5	6	N/A	86.5%	88.1%	87.4%

* This is based on patients treated on this contract for their most recent course of treatment. Figures in italics indicate the base number of FP17s or Patient Questionnaire responses are less than 100. N/A is shown where the base number of responses is less than 10 during the period. % is calculated as Quantity/Base number*100

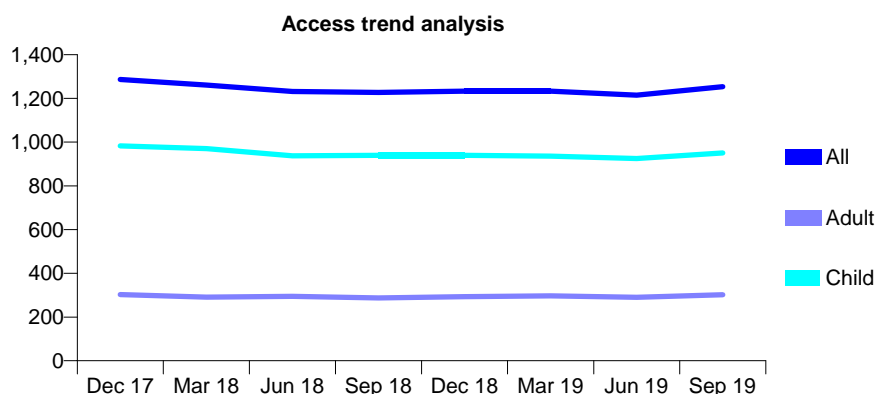
Q44 - Vital Signs At a Glance Contract Report for 676357/0001 - September 2019

Name or company name	MR JD FLEMING
Contract type name	GDS Contract
Purpose of contract	General
Contract start date	01/07/2013
Contract end date	

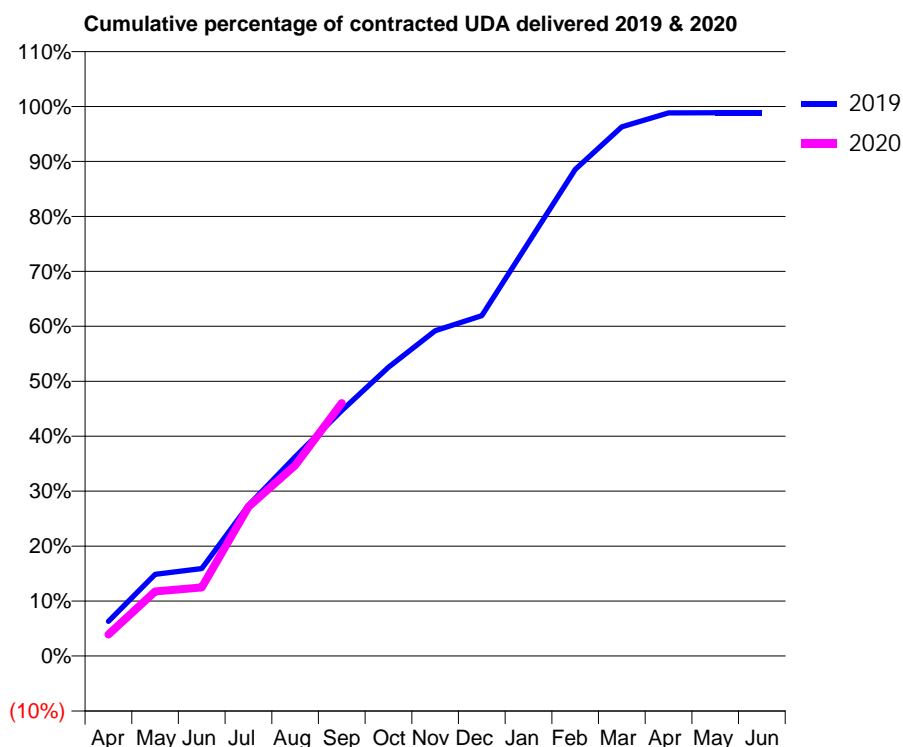
19/20 Contracted general activity (UDA)	3,077
Carry forward general activity (UDA)	35
19/20 Contracted orthodontic activity (UOA)	0
Carry forward orthodontic activity (UOA)	0
Baseline contract value	£114,964.97

ACCESS*

Patients seen in 24 months	Total	Change since previous quarter
Quarter ending September 2018	1,227	
Quarter ending December 2018	1,233	→
Quarter ending March 2019	1,233	→
Quarter ending June 2019	1,215	↓
Quarter ending September 2019	1,253	↑
Variance since September 2018	2.1%	↑



ACTIVITY



Month	Adjusted Scheduled Activity (UDA)	
	2019	2020
April	193	121
May	458	362
June	490	384
July	844	836
August	1,115	1,068
September	1,374	1,416
October	1,617	
November	1,821	
December	1,905	
January	2,315	
February	2,724	
March	2,962	
April	3,041	
May	3,042	
June	3,042	

QUALITY

	Quantity	Base Number	Contract	AT	Region	England
% of FP17s for the same patient ID Re-attending within 3 months - Children	143	946	15.1%	11.6%	12.1%	11.5%
% of FP17s for the same patient ID Re-attending within 3 months - Adults	12	157	7.6%	16.0%	15.6%	15.4%
% of FP17s for the same patient ID Re-attending between 3 & 9 months - Children	632	946	66.8%	57.9%	61.2%	59.7%
% of FP17s for the same patient ID Re-attending between 3 & 9 months - Adults	103	157	65.6%	52.7%	54.3%	51.7%
% of FP17s for Band 1 Urgent Courses	29	1,060	2.7%	9.9%	9.1%	9.2%
% of FP17s Relating to Free Repair or Replacements	0	1,060	0.0%	1.0%	0.9%	0.7%
% of FP17s Relating to Continuations	0	1,060	0.0%	1.0%	1.0%	0.8%
% of Patients satisfied with the dentistry they have received	0	0	N/A	92.9%	94.4%	93.5%
% of Patients satisfied with the time they had to wait for an appointment	0	0	N/A	86.5%	88.1%	87.4%

* This is based on patients treated on this contract for their most recent course of treatment. Figures in italics indicate the base number of FP17s or Patient Questionnaire responses are less than 100. N/A is shown where the base number of responses is less than 10 during the period. % is calculated as Quantity/Base number*100

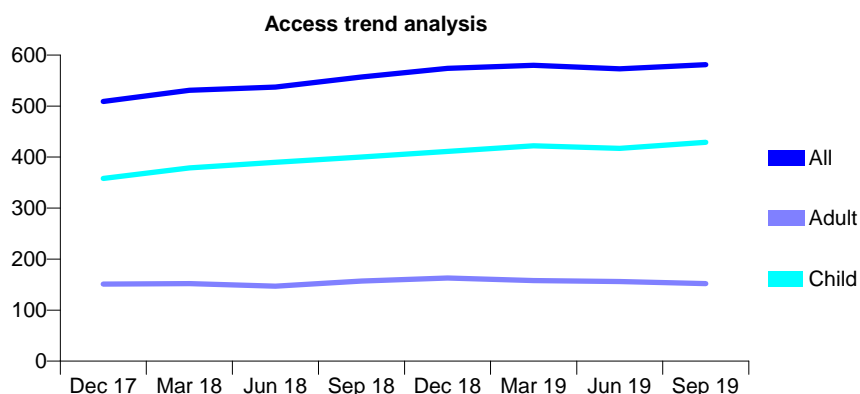
Q44 - Vital Signs At a Glance Contract Report for 723525/0001 - September 2019

Name or company name	Wish Dental Practice
Contract type name	GDS Contract
Purpose of contract	General
Contract start date	01/04/2006
Contract end date	

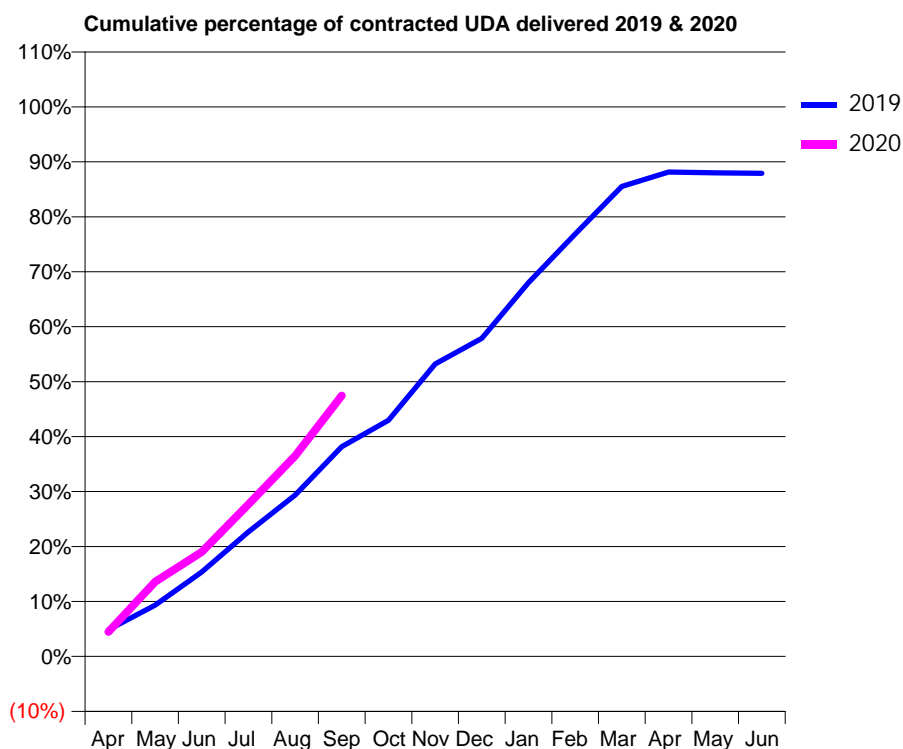
19/20 Contracted general activity (UDA)	1,183
Carry forward general activity (UDA)	0
19/20 Contracted orthodontic activity (UOA)	0
Carry forward orthodontic activity (UOA)	0
Baseline contract value	£26,887.23

ACCESS*

Patients seen in 24 months	Total	Change since previous quarter
Quarter ending September 2018	557	
Quarter ending December 2018	574	↑
Quarter ending March 2019	580	→
Quarter ending June 2019	573	↓
Quarter ending September 2019	581	→
Variance since September 2018	4.3%	↑



ACTIVITY



Month	2019	2020
April	57	53
May	110	161
June	182	225
July	268	327
August	348	432
September	451	561
October	508	
November	630	
December	685	
January	804	
February	909	
March	1,011	
April	1,043	
May	1,041	
June	1,040	

QUALITY

	Quantity	Base Number	Contract	AT	Region	England
% of FP17s for the same patient ID Re-attending within 3 months - Children	29	354	8.2%	11.6%	12.1%	11.5%
% of FP17s for the same patient ID Re-attending within 3 months - Adults	11	93	11.8%	16.0%	15.6%	15.4%
% of FP17s for the same patient ID Re-attending between 3 & 9 months - Children	240	354	67.8%	57.9%	61.2%	59.7%
% of FP17s for the same patient ID Re-attending between 3 & 9 months - Adults	54	93	58.1%	52.7%	54.3%	51.7%
% of FP17s for Band 1 Urgent Courses	17	416	4.1%	9.9%	9.1%	9.2%
% of FP17s Relating to Free Repair or Replacements	0	416	0.0%	1.0%	0.9%	0.7%
% of FP17s Relating to Continuations	0	416	0.0%	1.0%	1.0%	0.8%
% of Patients satisfied with the dentistry they have received	0	0	N/A	92.9%	94.4%	93.5%
% of Patients satisfied with the time they had to wait for an appointment	0	0	N/A	86.5%	88.1%	87.4%

* This is based on patients treated on this contract for their most recent course of treatment. Figures in italics indicate the base number of FP17s or Patient Questionnaire responses are less than 100. N/A is shown where the base number of responses is less than 10 during the period. % is calculated as Quantity/Base number*100

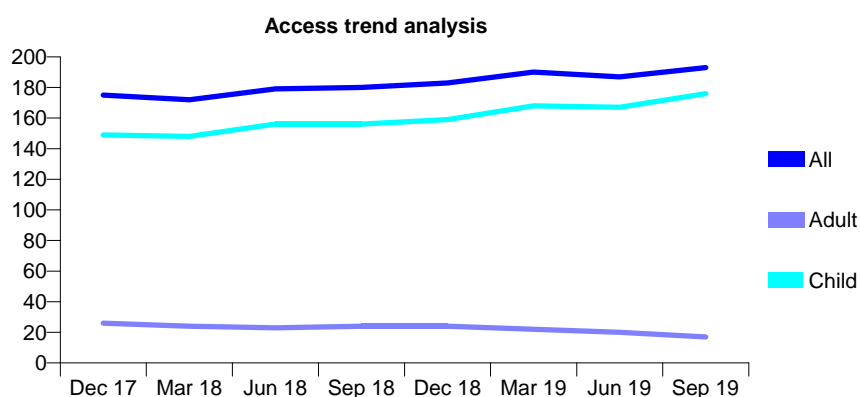
Q44 - Vital Signs At a Glance Contract Report for 723843/0002 - September 2019

Name or company name	MR JR BURGESS
Contract type name	GDS Contract
Purpose of contract	General
Contract start date	01/04/2006
Contract end date	

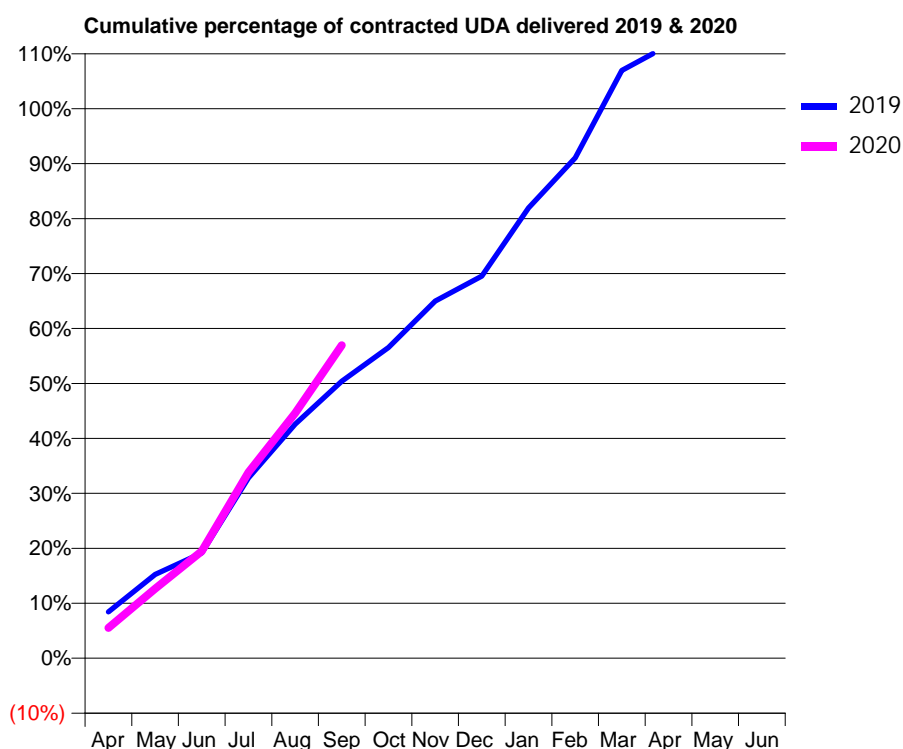
19/20 Contracted general activity (UDA)	308
Carry forward general activity (UDA)	0
19/20 Contracted orthodontic activity (UOA)	0
Carry forward orthodontic activity (UOA)	0
Baseline contract value	£8,947.37

ACCESS*

Patients seen in 24 months	Total	Change since previous quarter
Quarter ending September 2018	180	
Quarter ending December 2018	183	→
Quarter ending March 2019	190	↑
Quarter ending June 2019	187	↓
Quarter ending September 2019	193	↑
Variance since September 2018	7.2%	↑



ACTIVITY



Month	2019	2020
April	26	17
May	47	39
June	59	60
July	101	104
August	131	137
September	155	175
October	174	
November	200	
December	214	
January	252	
February	280	
March	329	
April	344	
May	344	
June	344	

QUALITY

	Quantity	Base Number	Contract	AT	Region	England
% of FP17s for the same patient ID Re-attending within 3 months - Children	9	134	6.7%	11.6%	12.1%	11.5%
% of FP17s for the same patient ID Re-attending within 3 months - Adults	1	7	14.3%	16.0%	15.6%	15.4%
% of FP17s for the same patient ID Re-attending between 3 & 9 months - Children	94	134	70.1%	57.9%	61.2%	59.7%
% of FP17s for the same patient ID Re-attending between 3 & 9 months - Adults	6	7	85.7%	52.7%	54.3%	51.7%
% of FP17s for Band 1 Urgent Courses	2	129	1.6%	9.9%	9.1%	9.2%
% of FP17s Relating to Free Repair or Replacements	0	129	0.0%	1.0%	0.9%	0.7%
% of FP17s Relating to Continuations	0	129	0.0%	1.0%	1.0%	0.8%
% of Patients satisfied with the dentistry they have received	1	1	N/A	92.9%	94.4%	93.5%
% of Patients satisfied with the time they had to wait for an appointment	1	1	N/A	86.5%	88.1%	87.4%

* This is based on patients treated on this contract for their most recent course of treatment. Figures in italics indicate the base number of FP17s or Patient Questionnaire responses are less than 100. N/A is shown where the base number of responses is less than 10 during the period. % is calculated as Quantity/Base number*100

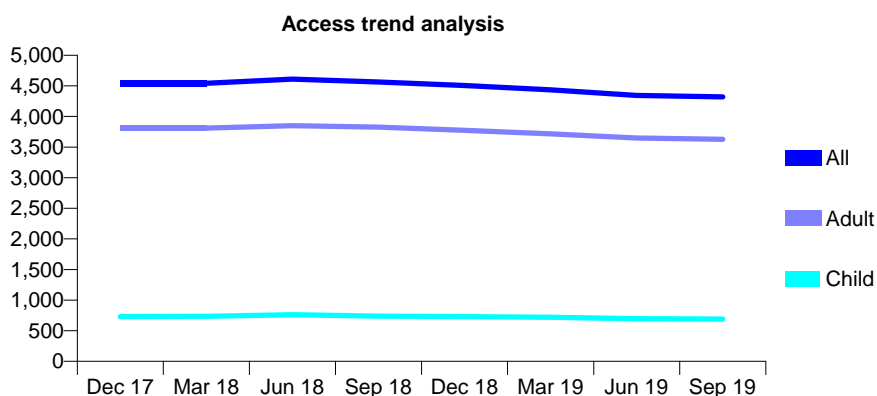
Q44 - Vital Signs At a Glance Contract Report for 725382/0001 - September 2019

Name or company name	Mr Mansour Mirza
Contract type name	GDS Contract
Purpose of contract	General
Contract start date	01/04/2006
Contract end date	

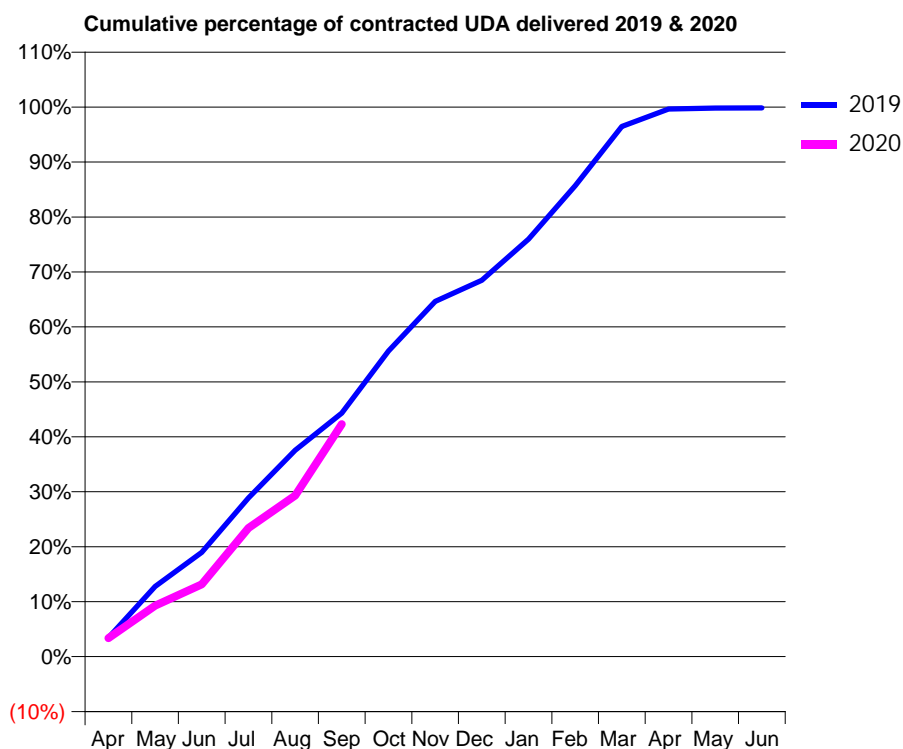
19/20 Contracted general activity (UDA)	12,165
Carry forward general activity (UDA)	19
19/20 Contracted orthodontic activity (UOA)	0
Carry forward orthodontic activity (UOA)	0
Baseline contract value	£376,759.87

ACCESS*

Patients seen in 24 months	Total	Change since previous quarter
Quarter ending September 2018	4,563	
Quarter ending December 2018	4,506	↓
Quarter ending March 2019	4,435	↓
Quarter ending June 2019	4,344	↓
Quarter ending September 2019	4,319	→
Variance since September 2018	(5.3%)	↓



ACTIVITY



Month	Adjusted Scheduled Activity (UDA)	
	2019	2020
April	421	409
May	1,553	1,128
June	2,310	1,600
July	3,511	2,847
August	4,568	3,567
September	5,392	5,148
October	6,763	
November	7,864	
December	8,330	
January	9,242	
February	10,426	
March	11,735	
April	12,121	
May	12,143	
June	12,146	

QUALITY

	Quantity	Base Number	Contract	AT	Region	England
% of FP17s for the same patient ID Re-attending within 3 months - Children	32	521	6.1%	11.6%	12.1%	11.5%
% of FP17s for the same patient ID Re-attending within 3 months - Adults	278	2,456	11.3%	16.0%	15.6%	15.4%
% of FP17s for the same patient ID Re-attending between 3 & 9 months - Children	374	521	71.8%	57.9%	61.2%	59.7%
% of FP17s for the same patient ID Re-attending between 3 & 9 months - Adults	1,479	2,456	60.2%	52.7%	54.3%	51.7%
% of FP17s for Band 1 Urgent Courses	254	2,762	9.2%	9.9%	9.1%	9.2%
% of FP17s Relating to Free Repair or Replacements	22	2,762	0.8%	1.0%	0.9%	0.7%
% of FP17s Relating to Continuations	11	2,762	0.4%	1.0%	1.0%	0.8%
% of Patients satisfied with the dentistry they have received	5	6	N/A	92.9%	94.4%	93.5%
% of Patients satisfied with the time they had to wait for an appointment	3	6	N/A	86.5%	88.1%	87.4%

* This is based on patients treated on this contract for their most recent course of treatment. Figures in italics indicate the base number of FP17s or Patient Questionnaire responses are less than 100. N/A is shown where the base number of responses is less than 10 during the period. % is calculated as Quantity/Base number*100

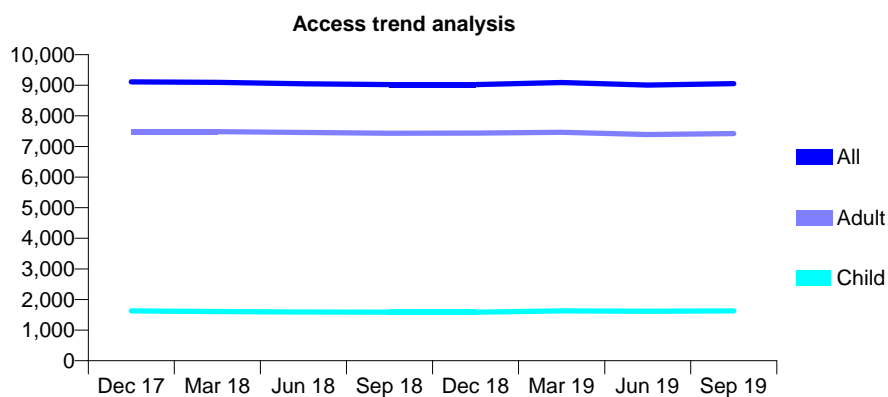
Q44 - Vital Signs At a Glance Contract Report for 725382/0002 - September 2019

Name or company name	MR IC SPROAT
Contract type name	GDS Contract
Purpose of contract	General
Contract start date	01/04/2006
Contract end date	

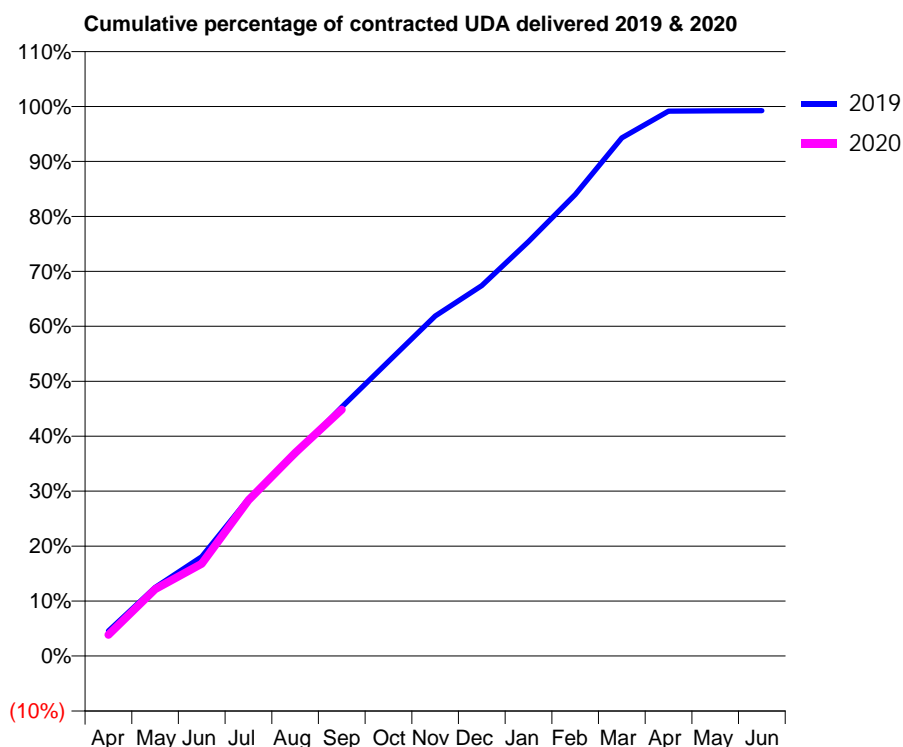
19/20 Contracted general activity (UDA)	26,156
Carry forward general activity (UDA)	196
19/20 Contracted orthodontic activity (UOA)	0
Carry forward orthodontic activity (UOA)	0
Baseline contract value	£795,617.87

ACCESS*

Patients seen in 24 months	Total	Change since previous quarter
Quarter ending September 2018	9,021	
Quarter ending December 2018	9,022	→
Quarter ending March 2019	9,093	→
Quarter ending June 2019	9,009	→
Quarter ending September 2019	9,051	→
Variance since September 2018	0.3%	→



ACTIVITY



Month	Adjusted Scheduled Activity (UDA)	
	2019	2020
April	1,195	1,010
May	3,266	3,181
June	4,725	4,390
July	7,486	7,415
August	9,597	9,673
September	11,845	11,728
October	14,016	
November	16,183	
December	17,627	
January	19,727	
February	21,962	
March	24,664	
April	25,933	
May	25,950	
June	25,960	

QUALITY

	Quantity	Base Number	Contract	AT	Region	England
% of FP17s for the same patient ID Re-attending within 3 months - Children	96	1,165	8.2%	11.6%	12.1%	11.5%
% of FP17s for the same patient ID Re-attending within 3 months - Adults	755	5,508	13.7%	16.0%	15.6%	15.4%
% of FP17s for the same patient ID Re-attending between 3 & 9 months - Children	693	1,165	59.5%	57.9%	61.2%	59.7%
% of FP17s for the same patient ID Re-attending between 3 & 9 months - Adults	3,253	5,508	59.1%	52.7%	54.3%	51.7%
% of FP17s for Band 1 Urgent Courses	541	6,067	8.9%	9.9%	9.1%	9.2%
% of FP17s Relating to Free Repair or Replacements	82	6,067	1.4%	1.0%	0.9%	0.7%
% of FP17s Relating to Continuations	45	6,067	0.7%	1.0%	1.0%	0.8%
% of Patients satisfied with the dentistry they have received	9	9	N/A	92.9%	94.4%	93.5%
% of Patients satisfied with the time they had to wait for an appointment	9	9	N/A	86.5%	88.1%	87.4%

* This is based on patients treated on this contract for their most recent course of treatment. Figures in italics indicate the base number of FP17s or Patient Questionnaire responses are less than 100. N/A is shown where the base number of responses is less than 10 during the period. % is calculated as Quantity/Base number*100

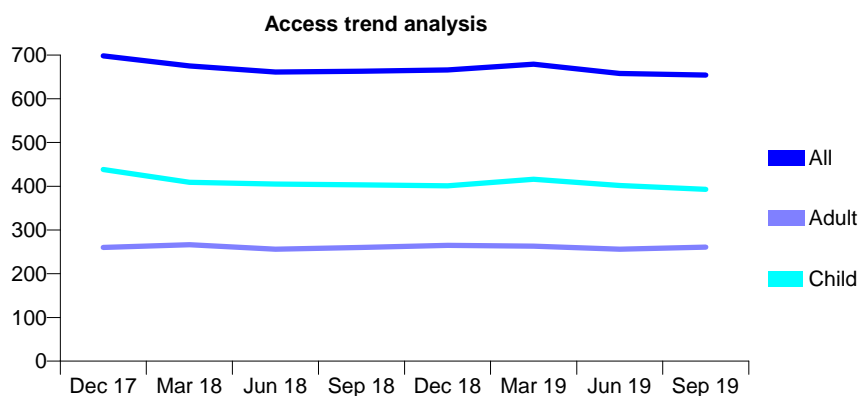
Q44 - Vital Signs At a Glance Contract Report for 725889/0001 - September 2019

Name or company name	MR GD ROWE
Contract type name	PDS Contract
Purpose of contract	General
Contract start date	01/04/2006
Contract end date	31/03/2025

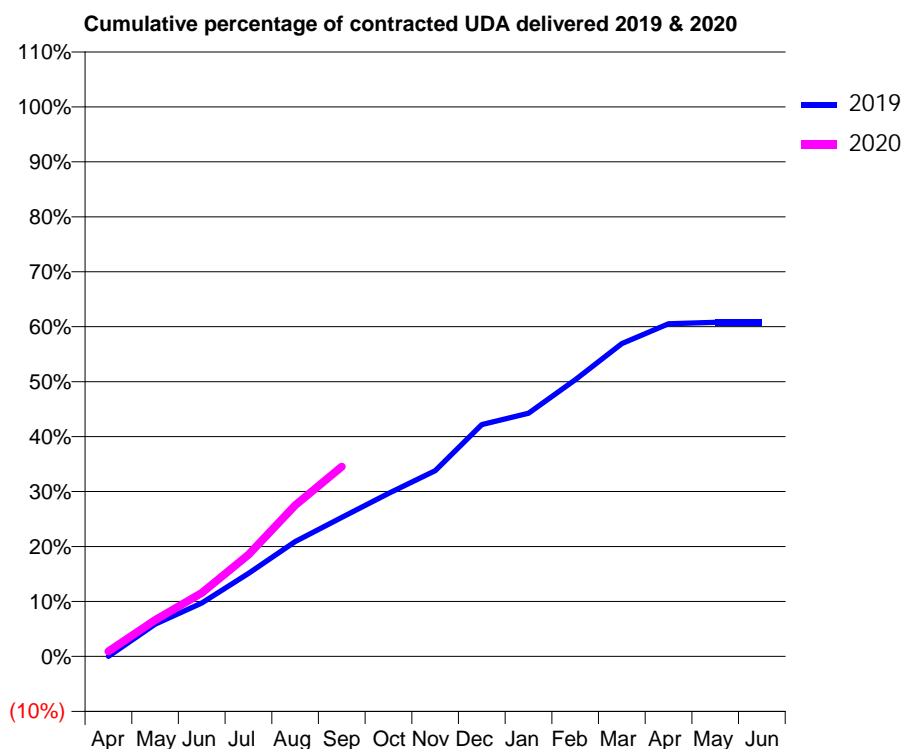
19/20 Contracted general activity (UDA)	1,550
Carry forward general activity (UDA)	0
19/20 Contracted orthodontic activity (UOA)	0
Carry forward orthodontic activity (UOA)	0
Baseline contract value	£34,037.50

ACCESS*

Patients seen in 24 months	Total	Change since previous quarter
Quarter ending September 2018	663	
Quarter ending December 2018	666	→
Quarter ending March 2019	679	→
Quarter ending June 2019	658	↓
Quarter ending September 2019	654	→
Variance since September 2018	(1.4%)	↓



ACTIVITY



Month	2019	2020
April	0	14
May	130	103
June	216	179
July	336	287
August	464	426
September	562	535
October	658	
November	750	
December	937	
January	982	
February	1,117	
March	1,263	
April	1,344	
May	1,350	
June	1,350	

QUALITY

	Quantity	Base Number	Contract	AT	Region	England
% of FP17s for the same patient ID Re-attending within 3 months - Children	14	285	4.9%	11.6%	12.1%	11.5%
% of FP17s for the same patient ID Re-attending within 3 months - Adults	14	129	10.9%	16.0%	15.6%	15.4%
% of FP17s for the same patient ID Re-attending between 3 & 9 months - Children	170	285	59.6%	57.9%	61.2%	59.7%
% of FP17s for the same patient ID Re-attending between 3 & 9 months - Adults	78	129	60.5%	52.7%	54.3%	51.7%
% of FP17s for Band 1 Urgent Courses	15	361	4.2%	9.9%	9.1%	9.2%
% of FP17s Relating to Free Repair or Replacements	0	361	0.0%	1.0%	0.9%	0.7%
% of FP17s Relating to Continuations	0	361	0.0%	1.0%	1.0%	0.8%
% of Patients satisfied with the dentistry they have received	0	0	N/A	92.9%	94.4%	93.5%
% of Patients satisfied with the time they had to wait for an appointment	0	0	N/A	86.5%	88.1%	87.4%

* This is based on patients treated on this contract for their most recent course of treatment. Figures in italics indicate the base number of FP17s or Patient Questionnaire responses are less than 100. N/A is shown where the base number of responses is less than 10 during the period. % is calculated as Quantity/Base number*100

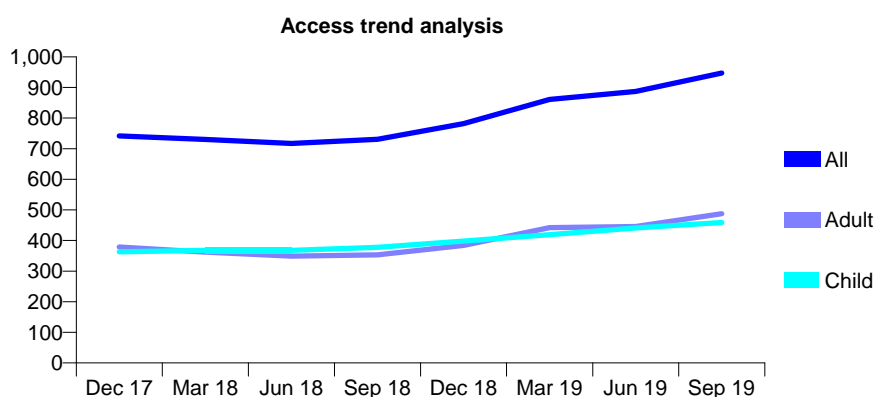
Q44 - Vital Signs At a Glance Contract Report for 732486/0001 - September 2019

Name or company name	MR D BARCLAY
Contract type name	GDS Contract
Purpose of contract	General
Contract start date	01/04/2006
Contract end date	

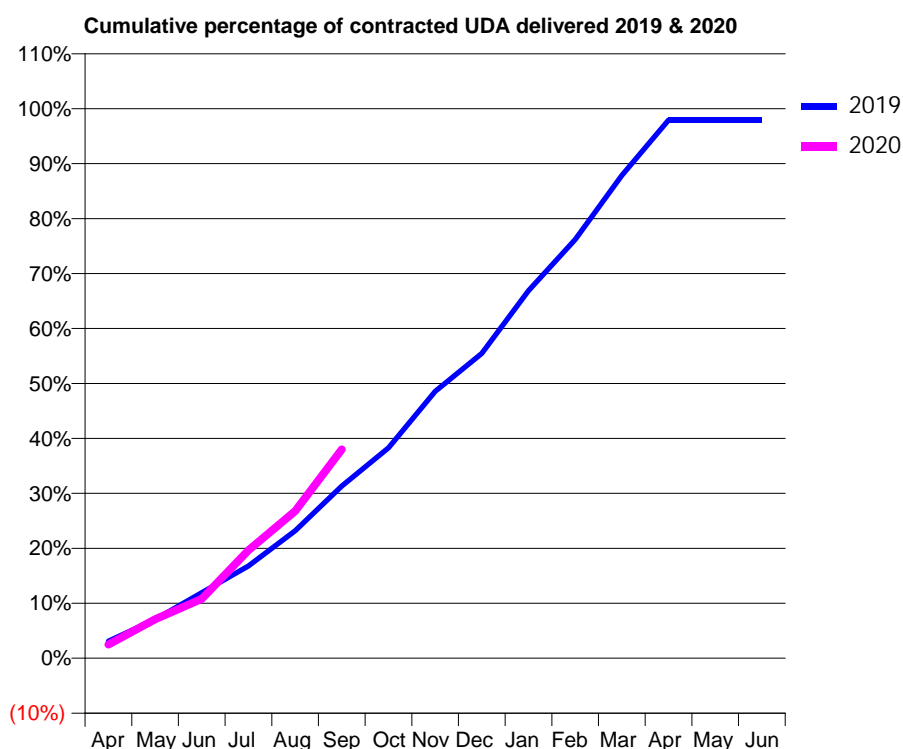
19/20 Contracted general activity (UDA)	2,188
Carry forward general activity (UDA)	45
19/20 Contracted orthodontic activity (UOA)	0
Carry forward orthodontic activity (UOA)	0
Baseline contract value	£55,471.29

ACCESS*

Patients seen in 24 months	Total	Change since previous quarter
Quarter ending September 2018	731	
Quarter ending December 2018	782	↑
Quarter ending March 2019	861	↑
Quarter ending June 2019	887	↑
Quarter ending September 2019	947	↑
Variance since September 2018	29.5%	↑



ACTIVITY



Month	2019	2020
April	68	55
May	155	155
June	261	236
July	368	430
August	508	586
September	685	831
October	838	
November	1,063	
December	1,213	
January	1,463	
February	1,667	
March	1,922	
April	2,143	
May	2,143	
June	2,143	

QUALITY

	Quantity	Base Number	Contract	AT	Region	England
% of FP17s for the same patient ID Re-attending within 3 months - Children	40	421	9.5%	11.6%	12.1%	11.5%
% of FP17s for the same patient ID Re-attending within 3 months - Adults	17	234	7.3%	16.0%	15.6%	15.4%
% of FP17s for the same patient ID Re-attending between 3 & 9 months - Children	253	421	60.1%	57.9%	61.2%	59.7%
% of FP17s for the same patient ID Re-attending between 3 & 9 months - Adults	96	234	41.0%	52.7%	54.3%	51.7%
% of FP17s for Band 1 Urgent Courses	27	591	4.6%	9.9%	9.1%	9.2%
% of FP17s Relating to Free Repair or Replacements	0	591	0.0%	1.0%	0.9%	0.7%
% of FP17s Relating to Continuations	0	591	0.0%	1.0%	1.0%	0.8%
% of Patients satisfied with the dentistry they have received	0	0	N/A	92.9%	94.4%	93.5%
% of Patients satisfied with the time they had to wait for an appointment	0	0	N/A	86.5%	88.1%	87.4%

* This is based on patients treated on this contract for their most recent course of treatment.

Figures in italics indicate the base number of FP17s or Patient Questionnaire responses are less than 100. N/A is shown where the base number of responses is less than 10 during the period. % is calculated as Quantity/Base number*100

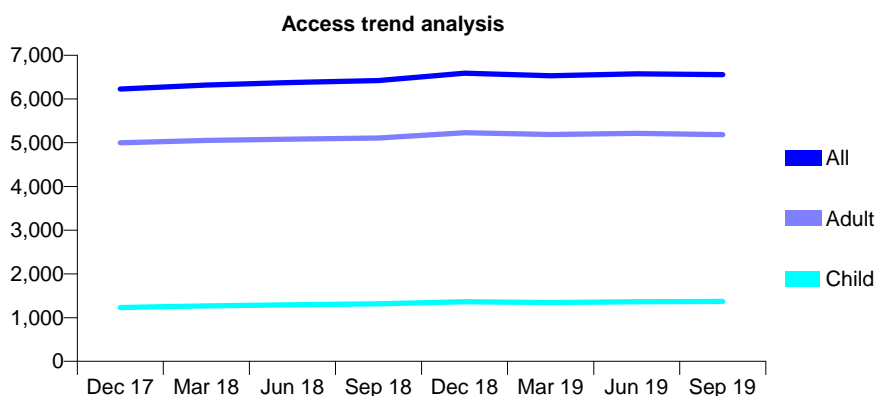
Q44 - Vital Signs At a Glance Contract Report for 733032/0001 - September 2019

Name or company name	Crown Dental Care
Contract type name	GDS Contract
Purpose of contract	General
Contract start date	01/04/2006
Contract end date	

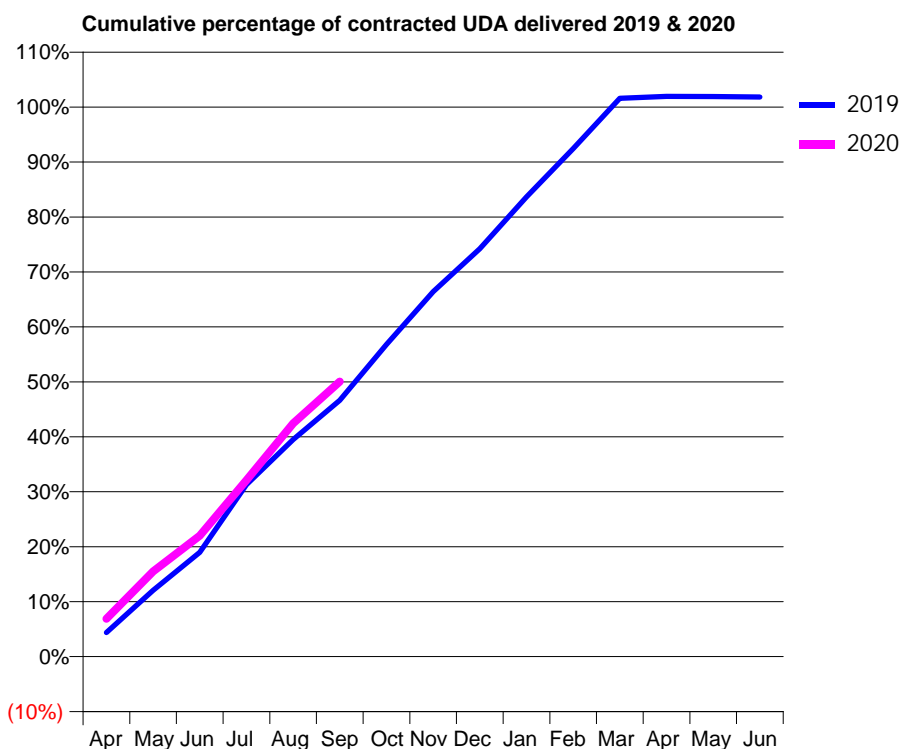
19/20 Contracted general activity (UDA)	16,536
Carry forward general activity (UDA)	0
19/20 Contracted orthodontic activity (UOA)	0
Carry forward orthodontic activity (UOA)	0
Baseline contract value	£526,135.38

ACCESS*

Patients seen in 24 months	Total	Change since previous quarter
Quarter ending September 2018	6,422	
Quarter ending December 2018	6,590	↑
Quarter ending March 2019	6,532	→
Quarter ending June 2019	6,574	→
Quarter ending September 2019	6,556	→
Variance since September 2018	2.1%	↑



ACTIVITY



Month	Adjusted Scheduled Activity (UDA)	
	2019	2020
April	726	1,140
May	1,996	2,567
June	3,139	3,639
July	5,173	5,312
August	6,529	7,019
September	7,715	8,277
October	9,392	
November	10,982	
December	12,272	
January	13,833	
February	15,288	
March	16,799	
April	16,854	
May	16,851	
June	16,839	

QUALITY

	Quantity	Base Number	Contract	AT	Region	England
% of FP17s for the same patient ID Re-attending within 3 months - Children	49	1,033	4.7%	11.6%	12.1%	11.5%
% of FP17s for the same patient ID Re-attending within 3 months - Adults	366	3,610	10.1%	16.0%	15.6%	15.4%
% of FP17s for the same patient ID Re-attending between 3 & 9 months - Children	611	1,033	59.1%	57.9%	61.2%	59.7%
% of FP17s for the same patient ID Re-attending between 3 & 9 months - Adults	2,255	3,610	62.5%	52.7%	54.3%	51.7%
% of FP17s for Band 1 Urgent Courses	156	4,607	3.4%	9.9%	9.1%	9.2%
% of FP17s Relating to Free Repair or Replacements	73	4,607	1.6%	1.0%	0.9%	0.7%
% of FP17s Relating to Continuations	30	4,607	0.7%	1.0%	1.0%	0.8%
% of Patients satisfied with the dentistry they have received	0	0	N/A	92.9%	94.4%	93.5%
% of Patients satisfied with the time they had to wait for an appointment	0	0	N/A	86.5%	88.1%	87.4%

* This is based on patients treated on this contract for their most recent course of treatment. Figures in italics indicate the base number of FP17s or Patient Questionnaire responses are less than 100. N/A is shown where the base number of responses is less than 10 during the period. % is calculated as Quantity/Base number*100

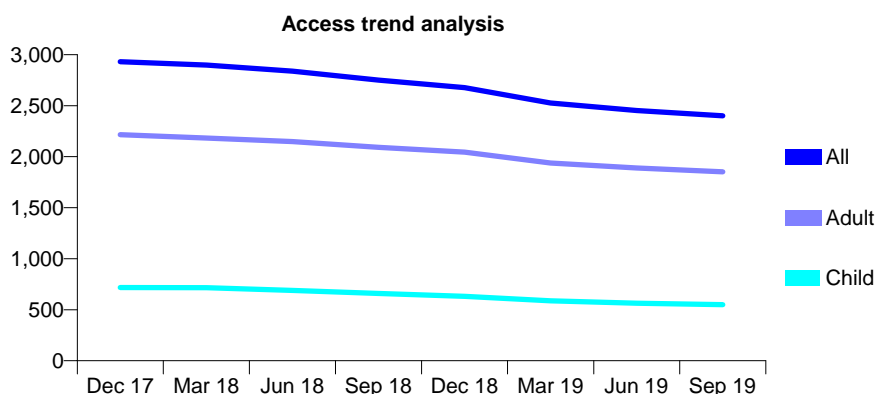
Q44 - Vital Signs At a Glance Contract Report for 739634/0001 - September 2019

Name or company name	MISS KB RAW
Contract type name	GDS Contract
Purpose of contract	General
Contract start date	01/04/2006
Contract end date	

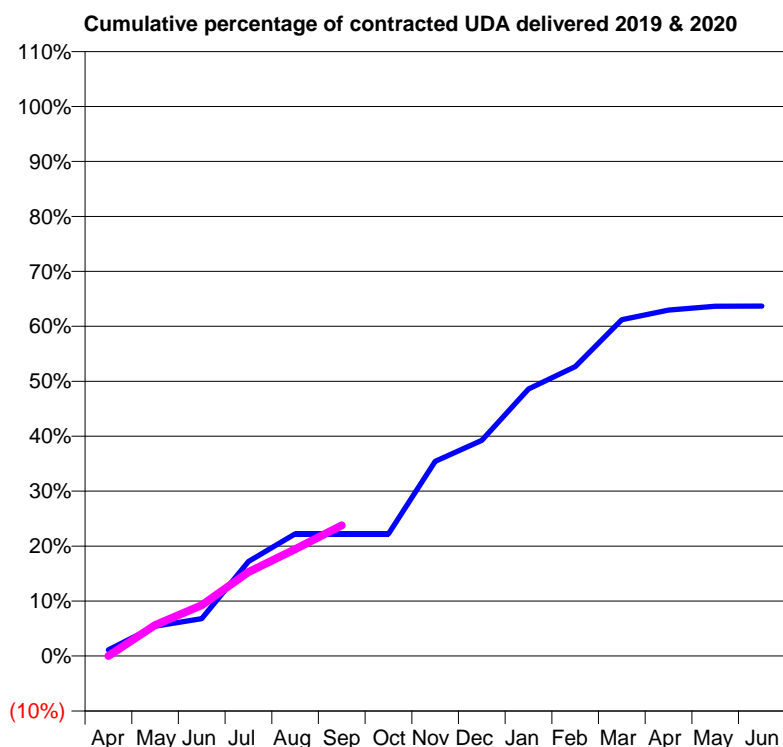
19/20 Contracted general activity (UDA)	10,500
Carry forward general activity (UDA)	0
19/20 Contracted orthodontic activity (UOA)	0
Carry forward orthodontic activity (UOA)	0
Baseline contract value	£256,268.58

ACCESS*

Patients seen in 24 months	Total	Change since previous quarter
Quarter ending September 2018	2,751	
Quarter ending December 2018	2,677	↓
Quarter ending March 2019	2,526	↓
Quarter ending June 2019	2,453	↓
Quarter ending September 2019	2,401	↓
Variance since September 2018	(12.7%)	↓



ACTIVITY



Month	Adjusted Scheduled Activity (UDA)	
	2019	2020
April	117	0
May	569	592
June	716	972
July	1,804	1,603
August	2,336	2,042
September	2,336	2,499
October	2,336	
November	3,722	
December	4,121	
January	5,102	
February	5,532	
March	6,426	
April	6,610	
May	6,683	
June	6,684	

QUALITY

	Quantity	Base Number	Contract	AT	Region	England
% of FP17s for the same patient ID Re-attending within 3 months - Children	23	415	5.5%	11.6%	12.1%	11.5%
% of FP17s for the same patient ID Re-attending within 3 months - Adults	158	1,187	13.3%	16.0%	15.6%	15.4%
% of FP17s for the same patient ID Re-attending between 3 & 9 months - Children	273	415	65.8%	57.9%	61.2%	59.7%
% of FP17s for the same patient ID Re-attending between 3 & 9 months - Adults	634	1,187	53.4%	52.7%	54.3%	51.7%
% of FP17s for Band 1 Urgent Courses	125	1,477	8.5%	9.9%	9.1%	9.2%
% of FP17s Relating to Free Repair or Replacements	21	1,477	1.4%	1.0%	0.9%	0.7%
% of FP17s Relating to Continuations	2	1,477	0.1%	1.0%	1.0%	0.8%
% of Patients satisfied with the dentistry they have received	2	2	N/A	92.9%	94.4%	93.5%
% of Patients satisfied with the time they had to wait for an appointment	2	2	N/A	86.5%	88.1%	87.4%

* This is based on patients treated on this contract for their most recent course of treatment. Figures in italics indicate the base number of FP17s or Patient Questionnaire responses are less than 100. N/A is shown where the base number of responses is less than 10 during the period. % is calculated as Quantity/Base number*100

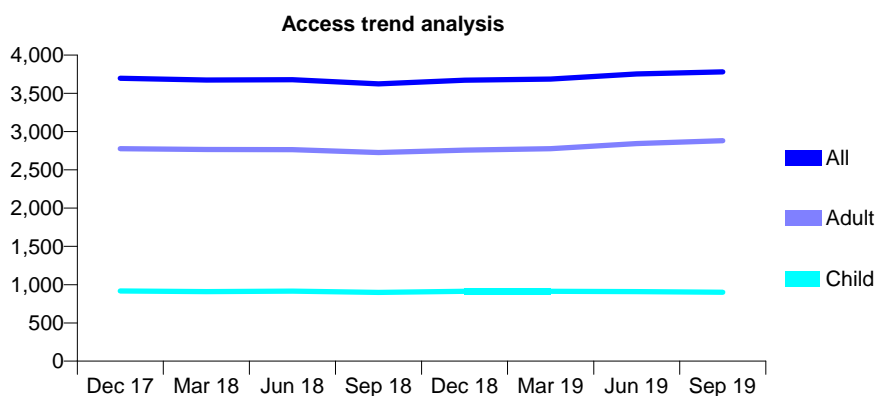
Q44 - Vital Signs At a Glance Contract Report for 742953/0001 - September 2019

Name or company name	MRS CE ROBERTS
Contract type name	GDS Contract
Purpose of contract	General
Contract start date	01/04/2006
Contract end date	

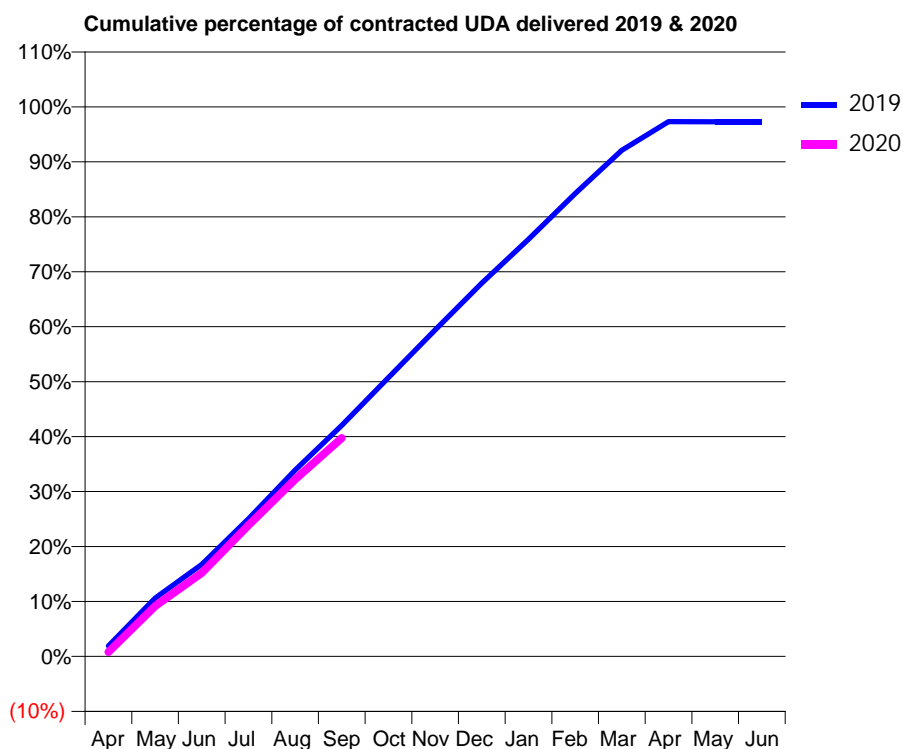
19/20 Contracted general activity (UDA)	12,000
Carry forward general activity (UDA)	327
19/20 Contracted orthodontic activity (UOA)	0
Carry forward orthodontic activity (UOA)	0
Baseline contract value	£293,656.47

ACCESS*

Patients seen in 24 months	Total	Change since previous quarter
Quarter ending September 2018	3,624	
Quarter ending December 2018	3,671	→
Quarter ending March 2019	3,688	→
Quarter ending June 2019	3,753	→
Quarter ending September 2019	3,782	→
Variance since September 2018	4.4%	↑



ACTIVITY



Month	2019	2020
April	227	97
May	1,274	1,100
June	2,008	1,825
July	3,003	2,863
August	4,069	3,867
September	5,046	4,767
October	6,091	
November	7,130	
December	8,153	
January	9,109	
February	10,109	
March	11,051	
April	11,675	
May	11,672	
June	11,672	

QUALITY

	Quantity	Base Number	Contract	AT	Region	England
% of FP17s for the same patient ID Re-attending within 3 months - Children	148	842	17.6%	11.6%	12.1%	11.5%
% of FP17s for the same patient ID Re-attending within 3 months - Adults	467	2,355	19.8%	16.0%	15.6%	15.4%
% of FP17s for the same patient ID Re-attending between 3 & 9 months - Children	510	842	60.6%	57.9%	61.2%	59.7%
% of FP17s for the same patient ID Re-attending between 3 & 9 months - Adults	1,326	2,355	56.3%	52.7%	54.3%	51.7%
% of FP17s for Band 1 Urgent Courses	187	2,930	6.4%	9.9%	9.1%	9.2%
% of FP17s Relating to Free Repair or Replacements	40	2,930	1.4%	1.0%	0.9%	0.7%
% of FP17s Relating to Continuations	14	2,930	0.5%	1.0%	1.0%	0.8%
% of Patients satisfied with the dentistry they have received	1	2	N/A	92.9%	94.4%	93.5%
% of Patients satisfied with the time they had to wait for an appointment	1	2	N/A	86.5%	88.1%	87.4%

* This is based on patients treated on this contract for their most recent course of treatment. Figures in italics indicate the base number of FP17s or Patient Questionnaire responses are less than 100. N/A is shown where the base number of responses is less than 10 during the period. % is calculated as Quantity/Base number*100

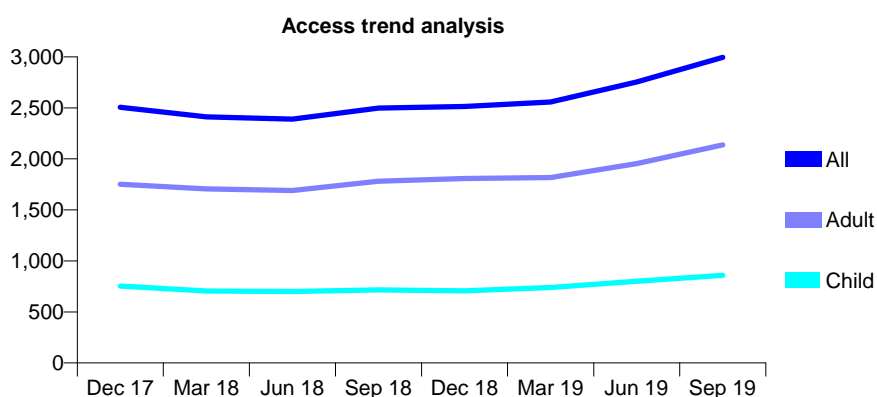
Q44 - Vital Signs At a Glance Contract Report for 745235/0001 - September 2019

Name or company name	Poulton Road Dental Surgery
Contract type name	GDS Contract
Purpose of contract	General
Contract start date	01/04/2006
Contract end date	

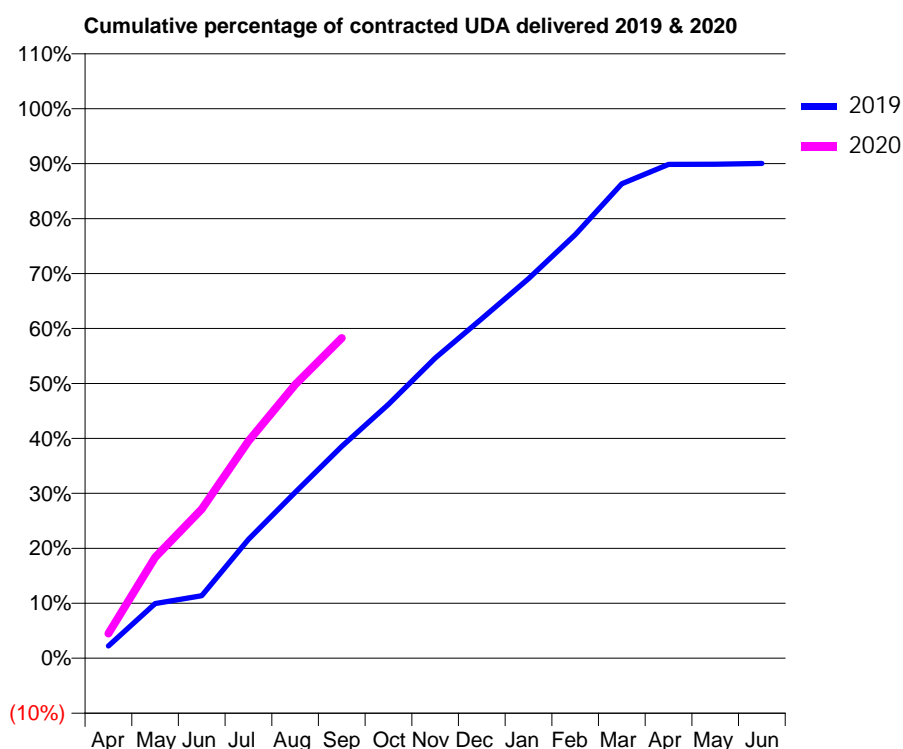
19/20 Contracted general activity (UDA)	9,352
Carry forward general activity (UDA)	0
19/20 Contracted orthodontic activity (UOA)	0
Carry forward orthodontic activity (UOA)	0
Baseline contract value	£296,726.49

ACCESS*

Patients seen in 24 months	Total	Change since previous quarter
Quarter ending September 2018	2,497	
Quarter ending December 2018	2,513	→
Quarter ending March 2019	2,557	→
Quarter ending June 2019	2,753	↑
Quarter ending September 2019	2,996	↑
Variance since September 2018	20.0%	↑



ACTIVITY



Month	2019	2020
April	208	421
May	929	1,717
June	1,064	2,537
July	2,023	3,693
August	2,821	4,655
September	3,606	5,448
October	4,320	
November	5,108	
December	5,777	
January	6,459	
February	7,208	
March	8,074	
April	8,402	
May	8,406	
June	8,419	

QUALITY

	Quantity	Base Number	Contract	AT	Region	England
% of FP17s for the same patient ID Re-attending within 3 months - Children	77	699	11.0%	11.6%	12.1%	11.5%
% of FP17s for the same patient ID Re-attending within 3 months - Adults	368	1,824	20.2%	16.0%	15.6%	15.4%
% of FP17s for the same patient ID Re-attending between 3 & 9 months - Children	326	699	46.6%	57.9%	61.2%	59.7%
% of FP17s for the same patient ID Re-attending between 3 & 9 months - Adults	765	1,824	41.9%	52.7%	54.3%	51.7%
% of FP17s for Band 1 Urgent Courses	423	2,376	17.8%	9.9%	9.1%	9.2%
% of FP17s Relating to Free Repair or Replacements	2	2,376	0.1%	1.0%	0.9%	0.7%
% of FP17s Relating to Continuations	35	2,376	1.5%	1.0%	1.0%	0.8%
% of Patients satisfied with the dentistry they have received	1	1	N/A	92.9%	94.4%	93.5%
% of Patients satisfied with the time they had to wait for an appointment	1	1	N/A	86.5%	88.1%	87.4%

* This is based on patients treated on this contract for their most recent course of treatment.

Figures in italics indicate the base number of FP17s or Patient Questionnaire responses are less than 100. N/A is shown where the base number of responses is less than 10 during the period. % is calculated as Quantity/Base number*100

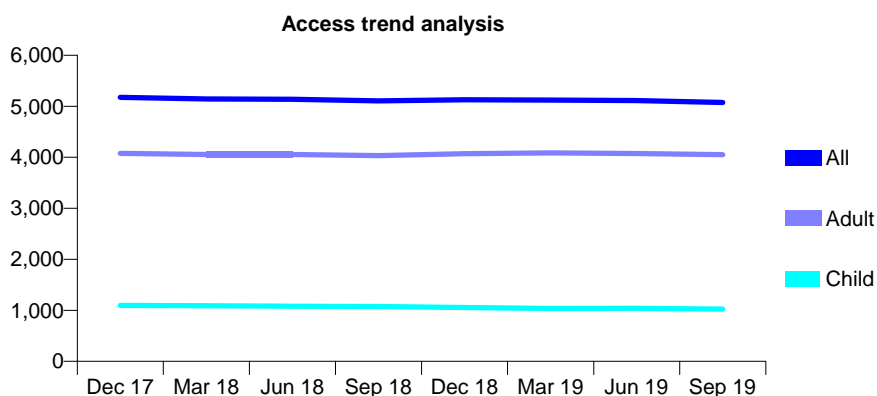
Q44 - Vital Signs At a Glance Contract Report for 746266/0001 - September 2019

Name or company name	MR JK EVANS
Contract type name	GDS Contract
Purpose of contract	General
Contract start date	01/04/2006
Contract end date	

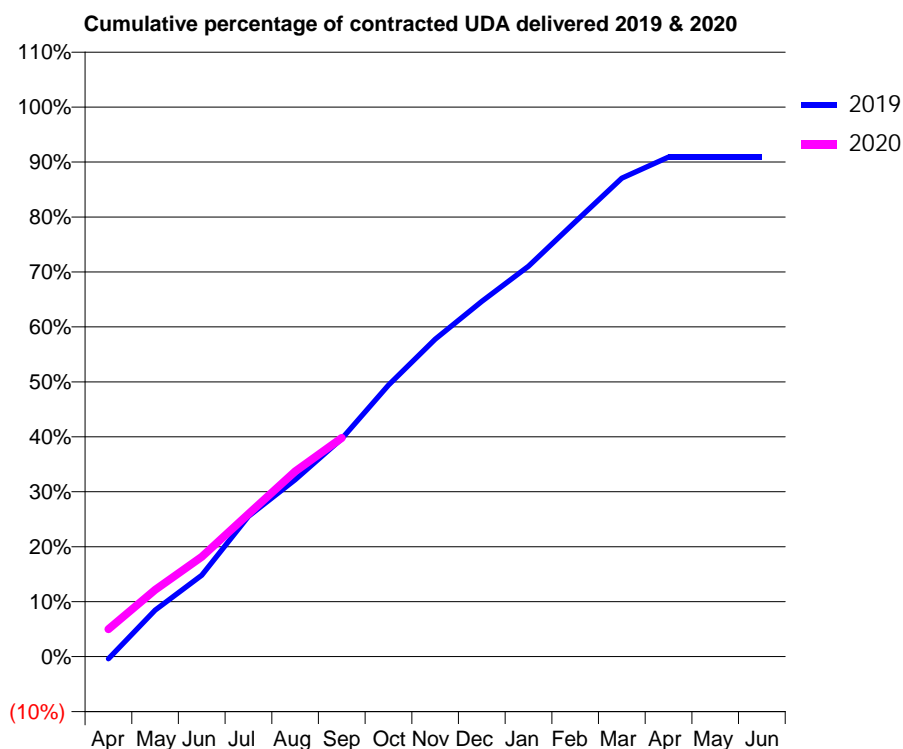
19/20 Contracted general activity (UDA)	15,264
Carry forward general activity (UDA)	0
19/20 Contracted orthodontic activity (UOA)	0
Carry forward orthodontic activity (UOA)	0
Baseline contract value	£478,595.51

ACCESS*

Patients seen in 24 months	Total	Change since previous quarter
Quarter ending September 2018	5,106	
Quarter ending December 2018	5,129	→
Quarter ending March 2019	5,121	→
Quarter ending June 2019	5,113	→
Quarter ending September 2019	5,076	→
Variance since September 2018	(0.6%)	→



ACTIVITY



Month	Adjusted Scheduled Activity (UDA)	
	2019	2020
April	-66	764
May	1,289	1,858
June	2,261	2,774
July	3,898	3,964
August	4,914	5,146
September	6,050	6,072
October	7,543	
November	8,817	
December	9,866	
January	10,843	
February	12,073	
March	13,288	
April	13,873	
May	13,873	
June	13,873	

QUALITY

	Quantity	Base Number	Contract	AT	Region	England
% of FP17s for the same patient ID Re-attending within 3 months - Children	77	706	10.9%	11.6%	12.1%	11.5%
% of FP17s for the same patient ID Re-attending within 3 months - Adults	522	2,846	18.3%	16.0%	15.6%	15.4%
% of FP17s for the same patient ID Re-attending between 3 & 9 months - Children	365	706	51.7%	57.9%	61.2%	59.7%
% of FP17s for the same patient ID Re-attending between 3 & 9 months - Adults	1,442	2,846	50.7%	52.7%	54.3%	51.7%
% of FP17s for Band 1 Urgent Courses	456	3,259	14.0%	9.9%	9.1%	9.2%
% of FP17s Relating to Free Repair or Replacements	19	3,259	0.6%	1.0%	0.9%	0.7%
% of FP17s Relating to Continuations	82	3,259	2.5%	1.0%	1.0%	0.8%
% of Patients satisfied with the dentistry they have received	4	4	N/A	92.9%	94.4%	93.5%
% of Patients satisfied with the time they had to wait for an appointment	4	4	N/A	86.5%	88.1%	87.4%

* This is based on patients treated on this contract for their most recent course of treatment. Figures in italics indicate the base number of FP17s or Patient Questionnaire responses are less than 100. N/A is shown where the base number of responses is less than 10 during the period. % is calculated as Quantity/Base number*100

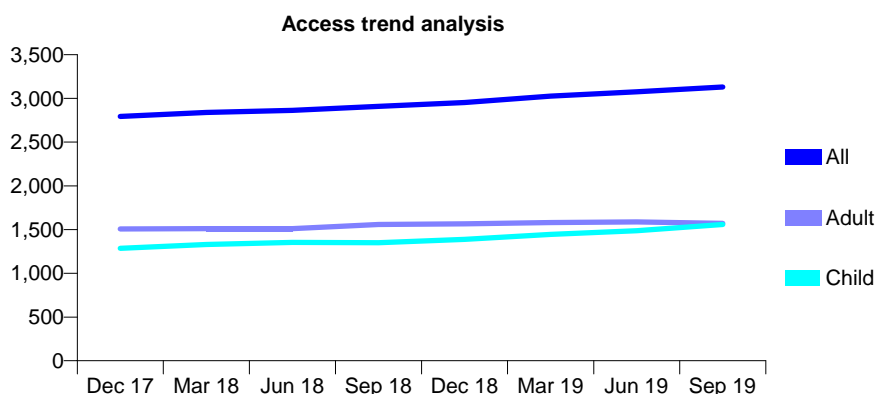
Q44 - Vital Signs At a Glance Contract Report for 746495/0001 - September 2019

Name or company name	MR RS HANDLEY
Contract type name	GDS Contract
Purpose of contract	General
Contract start date	01/04/2006
Contract end date	

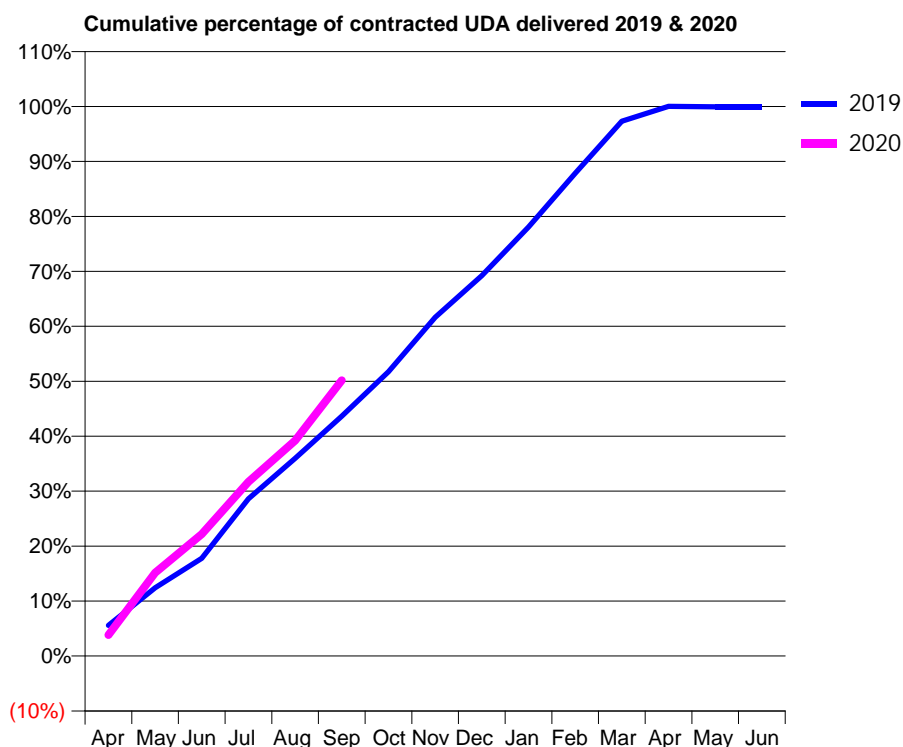
19/20 Contracted general activity (UDA)	6,824
Carry forward general activity (UDA)	4
19/20 Contracted orthodontic activity (UOA)	0
Carry forward orthodontic activity (UOA)	0
Baseline contract value	£185,710.28

ACCESS*

Patients seen in 24 months	Total	Change since previous quarter
Quarter ending September 2018	2,909	
Quarter ending December 2018	2,954	→
Quarter ending March 2019	3,026	↑
Quarter ending June 2019	3,076	→
Quarter ending September 2019	3,130	→
Variance since September 2018	7.6%	↑



ACTIVITY



Month	Adjusted Scheduled Activity (UDA)	
	2019	2020
April	380	260
May	849	1,034
June	1,213	1,514
July	1,954	2,163
August	2,455	2,676
September	2,978	3,423
October	3,531	
November	4,208	
December	4,722	
January	5,327	
February	5,993	
March	6,641	
April	6,826	
May	6,820	
June	6,820	

QUALITY

	Quantity	Base Number	Contract	AT	Region	England
% of FP17s for the same patient ID Re-attending within 3 months - Children	86	1,303	6.6%	11.6%	12.1%	11.5%
% of FP17s for the same patient ID Re-attending within 3 months - Adults	118	1,130	10.4%	16.0%	15.6%	15.4%
% of FP17s for the same patient ID Re-attending between 3 & 9 months - Children	865	1,303	66.4%	57.9%	61.2%	59.7%
% of FP17s for the same patient ID Re-attending between 3 & 9 months - Adults	736	1,130	65.1%	52.7%	54.3%	51.7%
% of FP17s for Band 1 Urgent Courses	125	2,300	5.4%	9.9%	9.1%	9.2%
% of FP17s Relating to Free Repair or Replacements	6	2,300	0.3%	1.0%	0.9%	0.7%
% of FP17s Relating to Continuations	1	2,300	0.0%	1.0%	1.0%	0.8%
% of Patients satisfied with the dentistry they have received	5	5	N/A	92.9%	94.4%	93.5%
% of Patients satisfied with the time they had to wait for an appointment	4	5	N/A	86.5%	88.1%	87.4%

* This is based on patients treated on this contract for their most recent course of treatment. Figures in italics indicate the base number of FP17s or Patient Questionnaire responses are less than 100. N/A is shown where the base number of responses is less than 10 during the period. % is calculated as Quantity/Base number*100

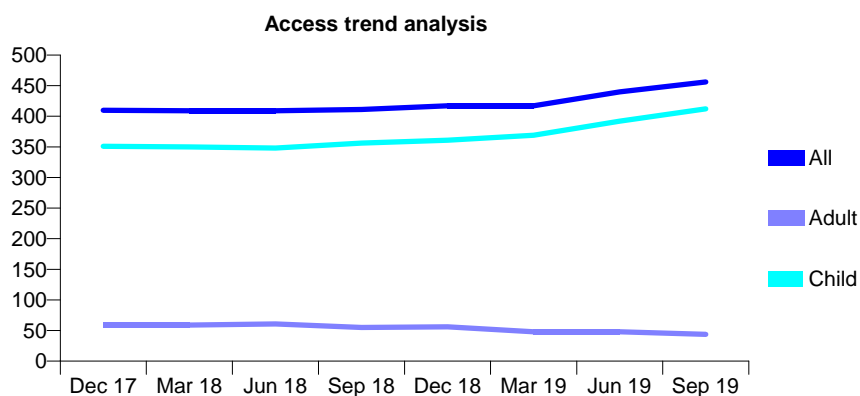
Q44 - Vital Signs At a Glance Contract Report for 751561/0001 - September 2019

Name or company name	MR AA SHAH
Contract type name	GDS Contract
Purpose of contract	General
Contract start date	01/07/2006
Contract end date	

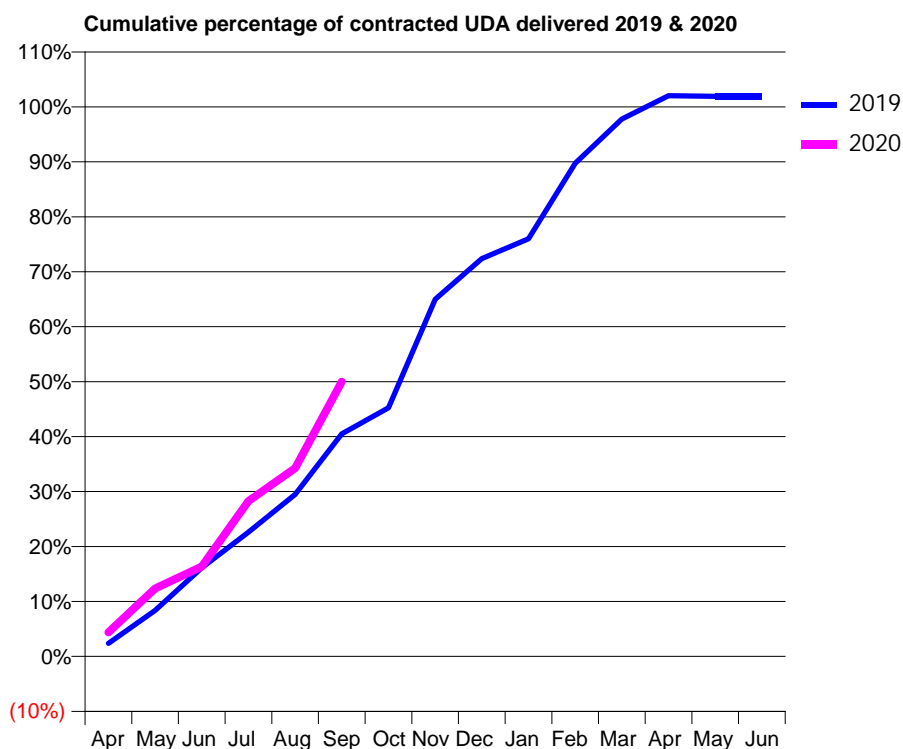
19/20 Contracted general activity (UDA)	800
Carry forward general activity (UDA)	0
19/20 Contracted orthodontic activity (UOA)	0
Carry forward orthodontic activity (UOA)	0
Baseline contract value	£18,587.66

ACCESS*

Patients seen in 24 months	Total	Change since previous quarter
Quarter ending September 2018	411	
Quarter ending December 2018	417	→
Quarter ending March 2019	417	→
Quarter ending June 2019	440	↑
Quarter ending September 2019	456	↑
Variance since September 2018	10.9%	↑



ACTIVITY



Month	Adjusted Scheduled Activity (UDA)	
	2019	2020
April	19	35
May	67	99
June	129	131
July	181	226
August	236	274
September	324	400
October	362	
November	520	
December	579	
January	608	
February	718	
March	782	
April	816	
May	815	
June	815	

QUALITY

	Quantity	Base Number	Contract	AT	Region	England
% of FP17s for the same patient ID Re-attending within 3 months - Children	12	303	4.0%	11.6%	12.1%	11.5%
% of FP17s for the same patient ID Re-attending within 3 months - Adults	0	8	0.0%	16.0%	15.6%	15.4%
% of FP17s for the same patient ID Re-attending between 3 & 9 months - Children	175	303	57.8%	57.9%	61.2%	59.7%
% of FP17s for the same patient ID Re-attending between 3 & 9 months - Adults	4	8	50.0%	52.7%	54.3%	51.7%
% of FP17s for Band 1 Urgent Courses	0	285	0.0%	9.9%	9.1%	9.2%
% of FP17s Relating to Free Repair or Replacements	0	285	0.0%	1.0%	0.9%	0.7%
% of FP17s Relating to Continuations	0	285	0.0%	1.0%	1.0%	0.8%
% of Patients satisfied with the dentistry they have received	0	0	N/A	92.9%	94.4%	93.5%
% of Patients satisfied with the time they had to wait for an appointment	0	0	N/A	86.5%	88.1%	87.4%

* This is based on patients treated on this contract for their most recent course of treatment. Figures in italics indicate the base number of FP17s or Patient Questionnaire responses are less than 100. N/A is shown where the base number of responses is less than 10 during the period. % is calculated as Quantity/Base number*100

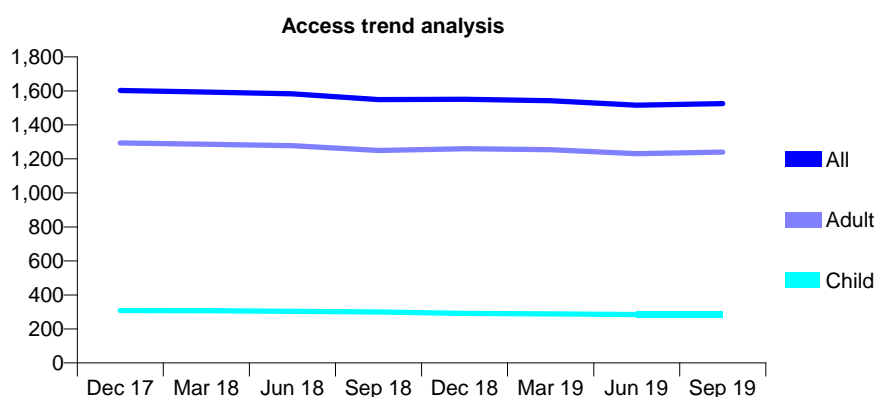
Q44 - Vital Signs At a Glance Contract Report for 762261/0001 - September 2019

Name or company name	MR A ASHTAB
Contract type name	GDS Contract
Purpose of contract	General
Contract start date	01/04/2006
Contract end date	

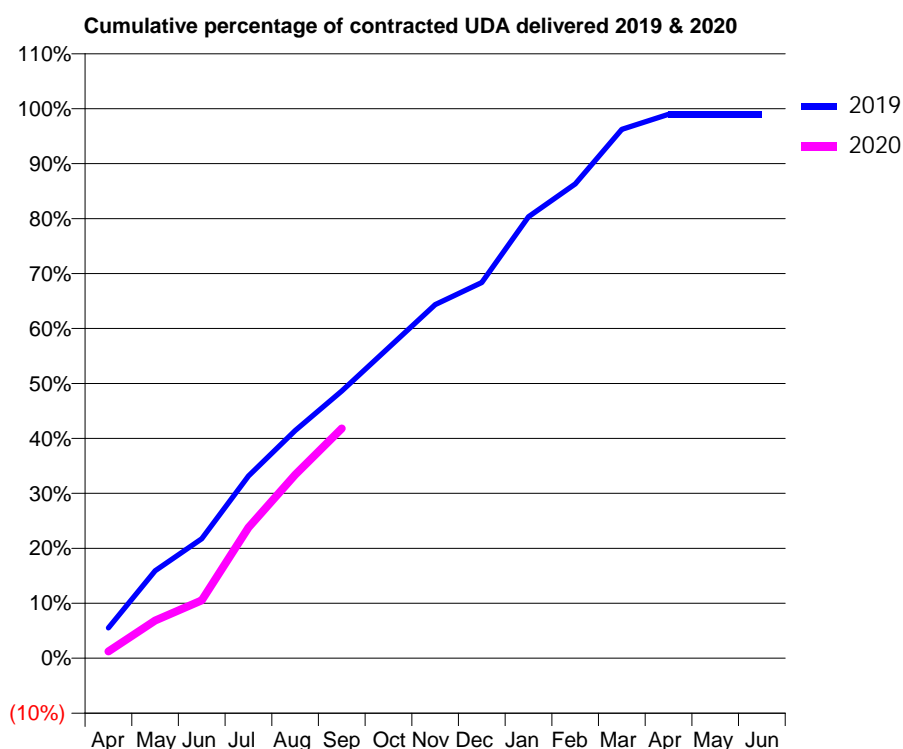
19/20 Contracted general activity (UDA)	5,520
Carry forward general activity (UDA)	56
19/20 Contracted orthodontic activity (UOA)	0
Carry forward orthodontic activity (UOA)	0
Baseline contract value	£140,833.90

ACCESS*

Patients seen in 24 months	Total	Change since previous quarter
Quarter ending September 2018	1,549	
Quarter ending December 2018	1,551	→
Quarter ending March 2019	1,542	→
Quarter ending June 2019	1,516	↓
Quarter ending September 2019	1,525	→
Variance since September 2018	(1.5%)	↓



ACTIVITY



Month	2019	2020
April	305	69
May	880	378
June	1,199	582
July	1,830	1,313
August	2,287	1,842
September	2,683	2,308
October	3,118	
November	3,551	
December	3,775	
January	4,434	
February	4,764	
March	5,312	
April	5,463	
May	5,463	
June	5,463	

QUALITY

	Quantity	Base Number	Contract	AT	Region	England
% of FP17s for the same patient ID Re-attending within 3 months - Children	24	205	11.7%	11.6%	12.1%	11.5%
% of FP17s for the same patient ID Re-attending within 3 months - Adults	191	913	20.9%	16.0%	15.6%	15.4%
% of FP17s for the same patient ID Re-attending between 3 & 9 months - Children	129	205	62.9%	57.9%	61.2%	59.7%
% of FP17s for the same patient ID Re-attending between 3 & 9 months - Adults	465	913	50.9%	52.7%	54.3%	51.7%
% of FP17s for Band 1 Urgent Courses	118	1,046	11.3%	9.9%	9.1%	9.2%
% of FP17s Relating to Free Repair or Replacements	4	1,046	0.4%	1.0%	0.9%	0.7%
% of FP17s Relating to Continuations	13	1,046	1.2%	1.0%	1.0%	0.8%
% of Patients satisfied with the dentistry they have received	1	1	N/A	92.9%	94.4%	93.5%
% of Patients satisfied with the time they had to wait for an appointment	1	1	N/A	86.5%	88.1%	87.4%

* This is based on patients treated on this contract for their most recent course of treatment.

Figures in italics indicate the base number of FP17s or Patient Questionnaire responses are less than 100. N/A is shown where the base number of responses is less than 10 during the period. % is calculated as Quantity/Base number*100

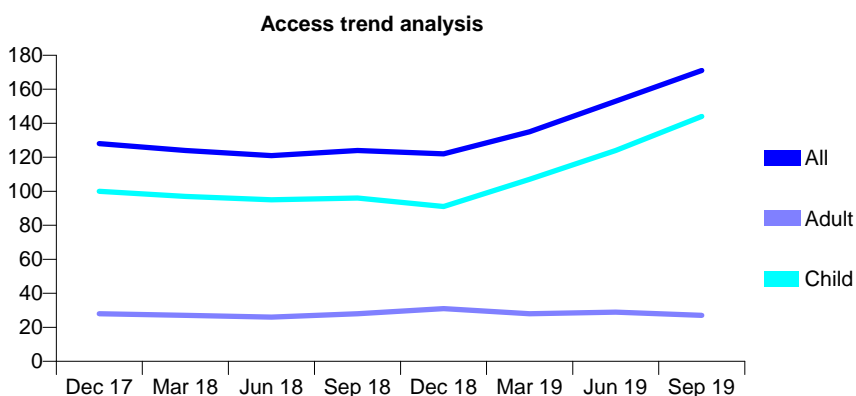
Q44 - Vital Signs At a Glance Contract Report for 766259/0001 - September 2019

Name or company name	MRS A STRETTON
Contract type name	GDS Contract
Purpose of contract	General
Contract start date	19/11/2010
Contract end date	

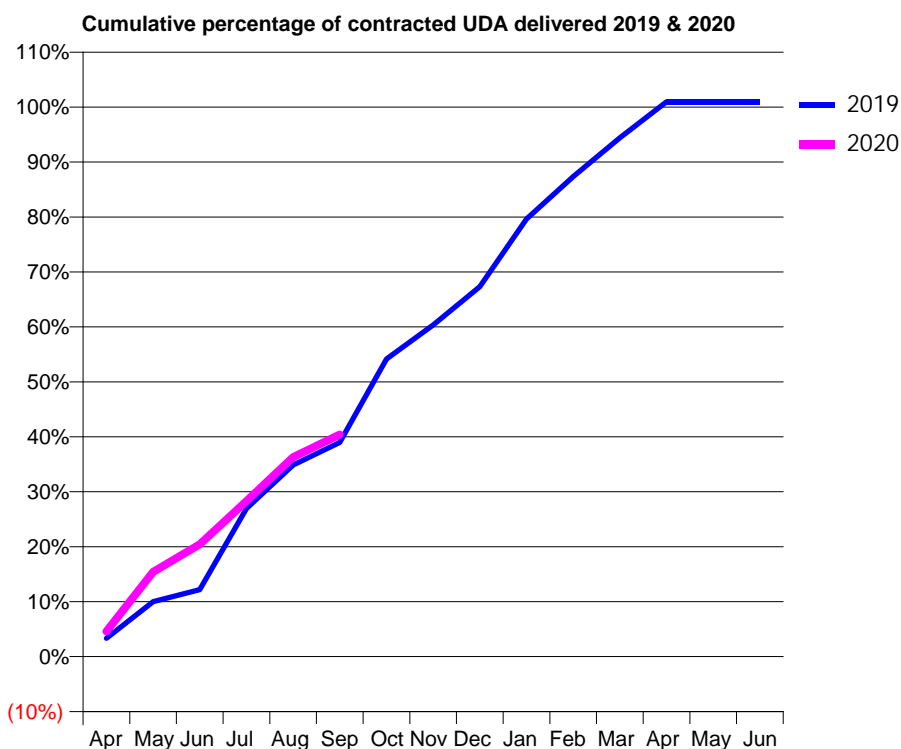
19/20 Contracted general activity (UDA)	781
Carry forward general activity (UDA)	0
19/20 Contracted orthodontic activity (UOA)	0
Carry forward orthodontic activity (UOA)	0
Baseline contract value	£18,829.53

ACCESS*

Patients seen in 24 months	Total	Change since previous quarter
Quarter ending September 2018	124	
Quarter ending December 2018	122	↓
Quarter ending March 2019	135	↑
Quarter ending June 2019	153	↑
Quarter ending September 2019	171	↑
Variance since September 2018	37.9%	↑



ACTIVITY



Month	Adjusted Scheduled Activity (UDA)	
	2019	2020
April	26	36
May	78	120
June	95	159
July	210	221
August	272	284
September	304	316
October	423	
November	471	
December	526	
January	622	
February	682	
March	737	
April	789	
May	789	
June	789	

QUALITY

	Quantity	Base Number	Contract	AT	Region	England
% of FP17s for the same patient ID Re-attending within 3 months - Children	15	183	8.2%	11.6%	12.1%	11.5%
% of FP17s for the same patient ID Re-attending within 3 months - Adults	8	21	38.1%	16.0%	15.6%	15.4%
% of FP17s for the same patient ID Re-attending between 3 & 9 months - Children	117	183	63.9%	57.9%	61.2%	59.7%
% of FP17s for the same patient ID Re-attending between 3 & 9 months - Adults	11	21	52.4%	52.7%	54.3%	51.7%
% of FP17s for Band 1 Urgent Courses	8	184	4.3%	9.9%	9.1%	9.2%
% of FP17s Relating to Free Repair or Replacements	0	184	0.0%	1.0%	0.9%	0.7%
% of FP17s Relating to Continuations	1	184	0.5%	1.0%	1.0%	0.8%
% of Patients satisfied with the dentistry they have received	0	0	N/A	92.9%	94.4%	93.5%
% of Patients satisfied with the time they had to wait for an appointment	0	0	N/A	86.5%	88.1%	87.4%

* This is based on patients treated on this contract for their most recent course of treatment. Figures in italics indicate the base number of FP17s or Patient Questionnaire responses are less than 100. N/A is shown where the base number of responses is less than 10 during the period. % is calculated as Quantity/Base number*100

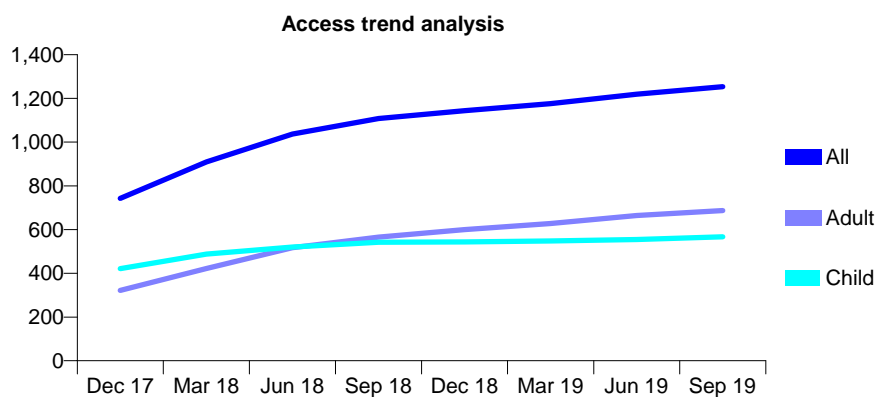
Q44 - Vital Signs At a Glance Contract Report for 803758/0001 - September 2019

Name or company name	White Friars House Dental Practice
Contract type name	GDS Contract
Purpose of contract	General
Contract start date	01/04/2006
Contract end date	

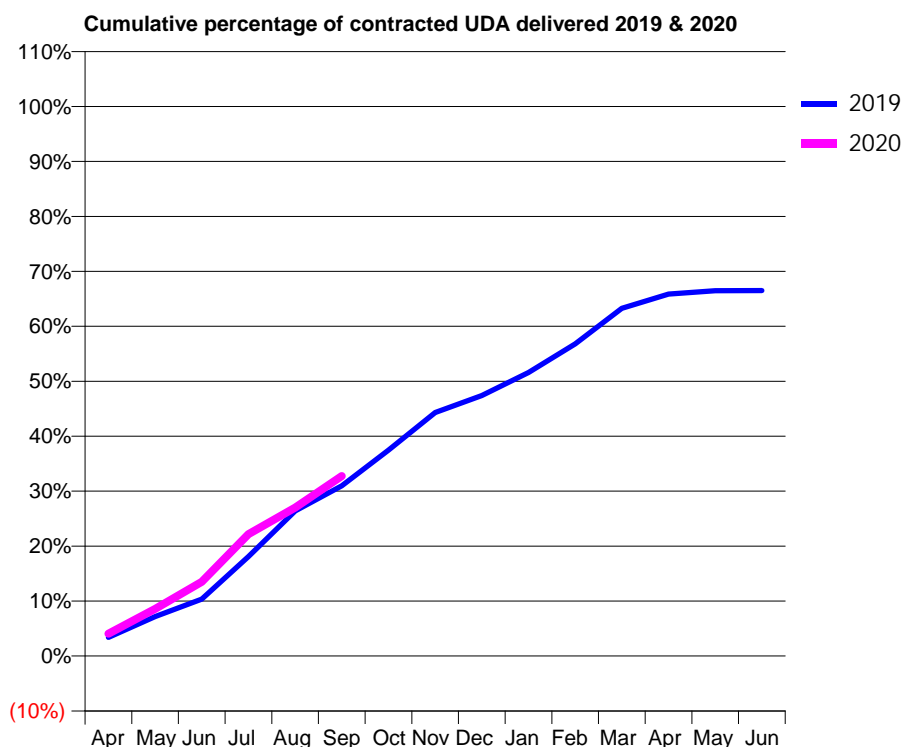
19/20 Contracted general activity (UDA)	5,524
Carry forward general activity (UDA)	0
19/20 Contracted orthodontic activity (UOA)	0
Carry forward orthodontic activity (UOA)	0
Baseline contract value	£116,863.37

ACCESS*

Patients seen in 24 months	Total	Change since previous quarter
Quarter ending September 2018	1,108	
Quarter ending December 2018	1,144	↑
Quarter ending March 2019	1,176	↑
Quarter ending June 2019	1,219	↑
Quarter ending September 2019	1,254	↑
Variance since September 2018	13.2%	↑



ACTIVITY



Month	Adjusted Scheduled Activity (UDA)	
	2019	2020
April	188	225
May	396	473
June	572	746
July	1,001	1,226
August	1,459	1,493
September	1,711	1,809
October	2,070	
November	2,447	
December	2,619	
January	2,849	
February	3,137	
March	3,495	
April	3,637	
May	3,672	
June	3,674	

QUALITY

	Quantity	Base Number	Contract	AT	Region	England
% of FP17s for the same patient ID Re-attending within 3 months - Children	27	457	5.9%	11.6%	12.1%	11.5%
% of FP17s for the same patient ID Re-attending within 3 months - Adults	88	447	19.7%	16.0%	15.6%	15.4%
% of FP17s for the same patient ID Re-attending between 3 & 9 months - Children	258	457	56.5%	57.9%	61.2%	59.7%
% of FP17s for the same patient ID Re-attending between 3 & 9 months - Adults	175	447	39.1%	52.7%	54.3%	51.7%
% of FP17s for Band 1 Urgent Courses	46	809	5.7%	9.9%	9.1%	9.2%
% of FP17s Relating to Free Repair or Replacements	5	809	0.6%	1.0%	0.9%	0.7%
% of FP17s Relating to Continuations	2	809	0.2%	1.0%	1.0%	0.8%
% of Patients satisfied with the dentistry they have received	1	1	N/A	92.9%	94.4%	93.5%
% of Patients satisfied with the time they had to wait for an appointment	1	1	N/A	86.5%	88.1%	87.4%

* This is based on patients treated on this contract for their most recent course of treatment. Figures in italics indicate the base number of FP17s or Patient Questionnaire responses are less than 100. N/A is shown where the base number of responses is less than 10 during the period. % is calculated as Quantity/Base number*100

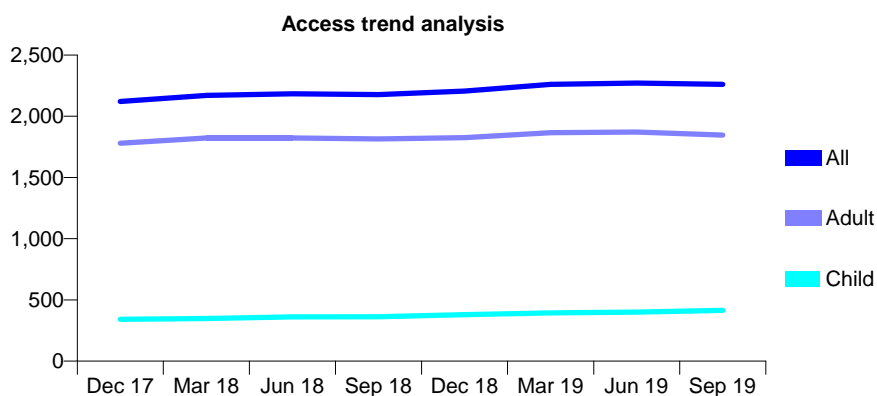
Q44 - Vital Signs At a Glance Contract Report for 804770/0001 - September 2019

Name or company name	Crewe Dental Care
Contract type name	GDS Contract
Purpose of contract	General
Contract start date	01/04/2006
Contract end date	

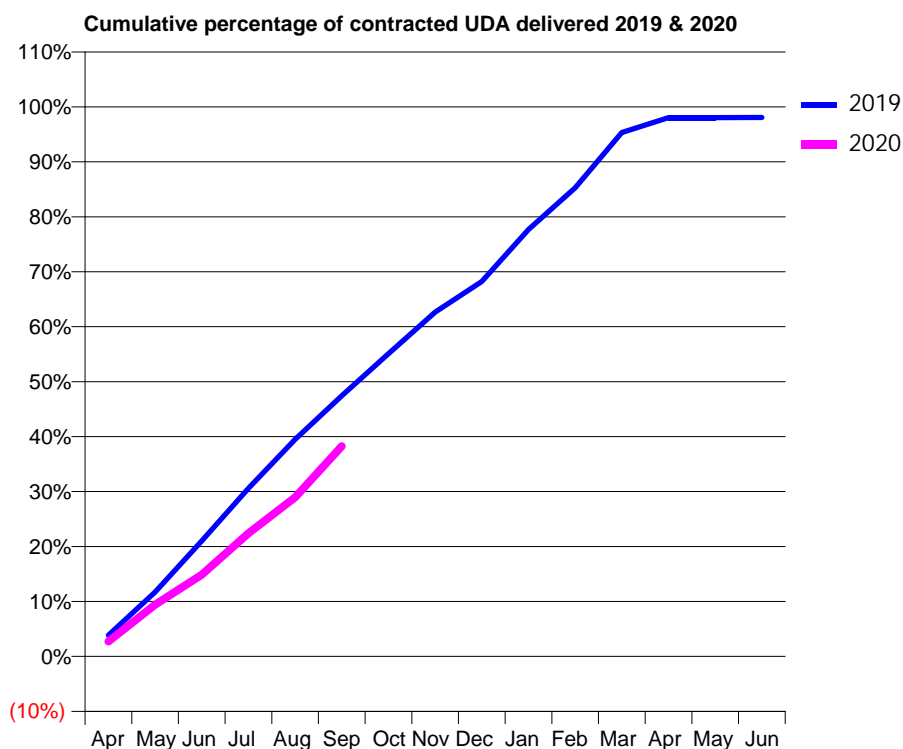
19/20 Contracted general activity (UDA)	7,381
Carry forward general activity (UDA)	142
19/20 Contracted orthodontic activity (UOA)	0
Carry forward orthodontic activity (UOA)	0
Baseline contract value	£187,182.18

ACCESS*

Patients seen in 24 months	Total	Change since previous quarter
Quarter ending September 2018	2,177	
Quarter ending December 2018	2,205	→
Quarter ending March 2019	2,261	↑
Quarter ending June 2019	2,271	→
Quarter ending September 2019	2,261	→
Variance since September 2018	3.9%	↑



ACTIVITY



Month	2019	2020
April	285	202
May	866	696
June	1,551	1,097
July	2,259	1,654
August	2,917	2,138
September	3,500	2,823
October	4,066	
November	4,626	
December	5,035	
January	5,734	
February	6,296	
March	7,036	
April	7,238	
May	7,237	
June	7,239	

QUALITY

	Quantity	Base Number	Contract	AT	Region	England
% of FP17s for the same patient ID Re-attending within 3 months - Children	12	289	4.2%	11.6%	12.1%	11.5%
% of FP17s for the same patient ID Re-attending within 3 months - Adults	219	1,399	15.7%	16.0%	15.6%	15.4%
% of FP17s for the same patient ID Re-attending between 3 & 9 months - Children	189	289	65.4%	57.9%	61.2%	59.7%
% of FP17s for the same patient ID Re-attending between 3 & 9 months - Adults	871	1,399	62.3%	52.7%	54.3%	51.7%
% of FP17s for Band 1 Urgent Courses	90	1,557	5.8%	9.9%	9.1%	9.2%
% of FP17s Relating to Free Repair or Replacements	14	1,557	0.9%	1.0%	0.9%	0.7%
% of FP17s Relating to Continuations	19	1,557	1.2%	1.0%	1.0%	0.8%
% of Patients satisfied with the dentistry they have received	2	2	N/A	92.9%	94.4%	93.5%
% of Patients satisfied with the time they had to wait for an appointment	2	2	N/A	86.5%	88.1%	87.4%

* This is based on patients treated on this contract for their most recent course of treatment. Figures in italics indicate the base number of FP17s or Patient Questionnaire responses are less than 100. N/A is shown where the base number of responses is less than 10 during the period. % is calculated as Quantity/Base number*100

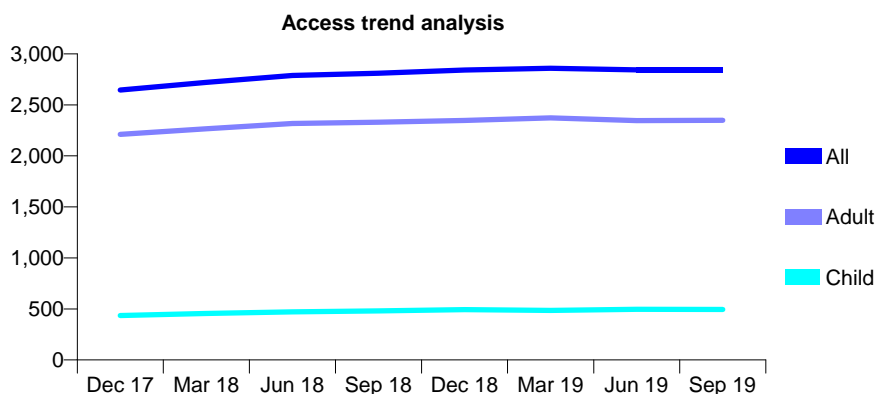
Q44 - Vital Signs At a Glance Contract Report for 810908/0001 - September 2019

Name or company name	MR TW WOODS
Contract type name	GDS Contract
Purpose of contract	General
Contract start date	01/04/2006
Contract end date	

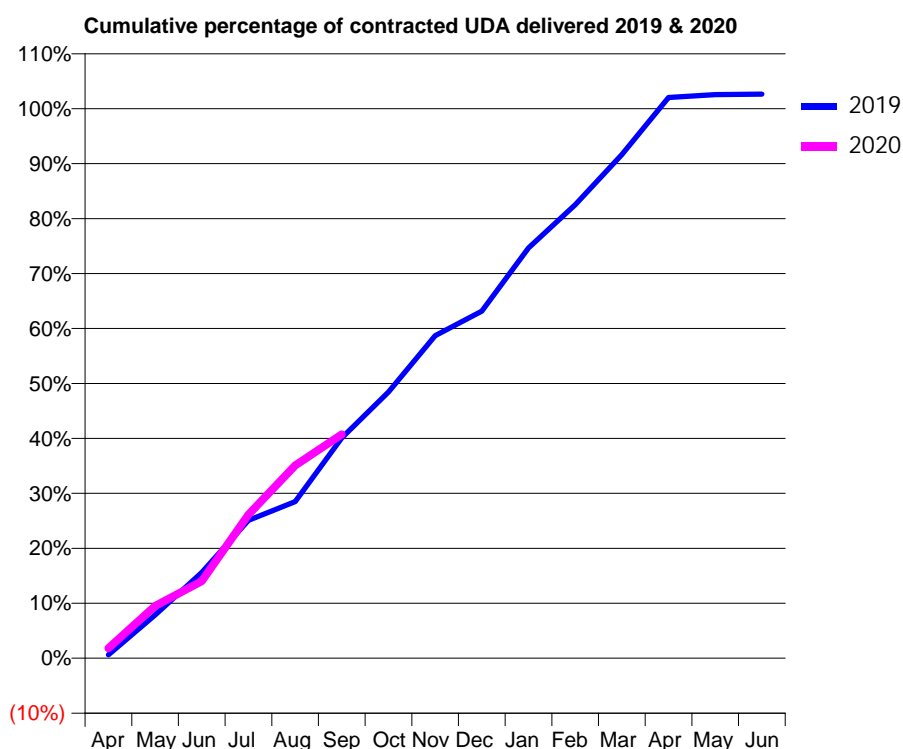
19/20 Contracted general activity (UDA)	7,519
Carry forward general activity (UDA)	0
19/20 Contracted orthodontic activity (UOA)	0
Carry forward orthodontic activity (UOA)	0
Baseline contract value	£192,169.64

ACCESS*

Patients seen in 24 months	Total	Change since previous quarter
Quarter ending September 2018	2,810	
Quarter ending December 2018	2,841	→
Quarter ending March 2019	2,858	→
Quarter ending June 2019	2,842	→
Quarter ending September 2019	2,843	→
Variance since September 2018	1.2%	→



ACTIVITY



Adjusted Scheduled Activity (UDA)		
Month	2019	2020
April	47	137
May	593	716
June	1,172	1,053
July	1,887	1,966
August	2,144	2,638
September	3,015	3,062
October	3,643	
November	4,413	
December	4,749	
January	5,614	
February	6,204	
March	6,892	
April	7,671	
May	7,711	
June	7,717	

QUALITY

	Quantity	Base Number	Contract	AT	Region	England
% of FP17s for the same patient ID Re-attending within 3 months - Children	10	304	3.3%	11.6%	12.1%	11.5%
% of FP17s for the same patient ID Re-attending within 3 months - Adults	151	1,445	10.4%	16.0%	15.6%	15.4%
% of FP17s for the same patient ID Re-attending between 3 & 9 months - Children	106	304	34.9%	57.9%	61.2%	59.7%
% of FP17s for the same patient ID Re-attending between 3 & 9 months - Adults	676	1,445	46.8%	52.7%	54.3%	51.7%
% of FP17s for Band 1 Urgent Courses	40	1,389	2.9%	9.9%	9.1%	9.2%
% of FP17s Relating to Free Repair or Replacements	11	1,389	0.8%	1.0%	0.9%	0.7%
% of FP17s Relating to Continuations	22	1,389	1.6%	1.0%	1.0%	0.8%
% of Patients satisfied with the dentistry they have received	10	10	100.0%	92.9%	94.4%	93.5%
% of Patients satisfied with the time they had to wait for an appointment	8	10	80.0%	86.5%	88.1%	87.4%

* This is based on patients treated on this contract for their most recent course of treatment.

Figures in italics indicate the base number of FP17s or Patient Questionnaire responses are less than 100. N/A is shown where the base number of responses is less than 10 during the period. % is calculated as Quantity/Base number*100

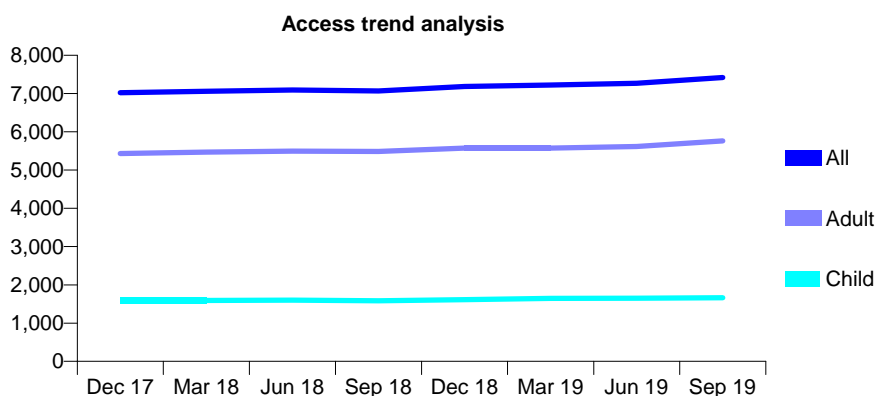
Q44 - Vital Signs At a Glance Contract Report for 811289/0001 - September 2019

Name or company name	MR WD SCOTT
Contract type name	GDS Contract
Purpose of contract	General
Contract start date	01/04/2006
Contract end date	

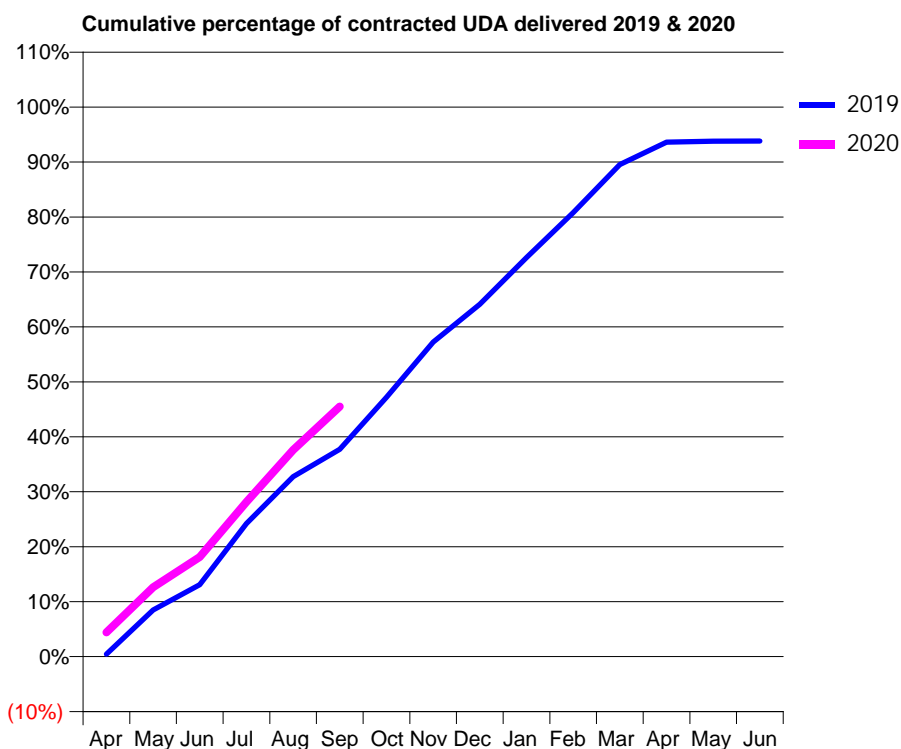
19/20 Contracted general activity (UDA)	21,992
Carry forward general activity (UDA)	0
19/20 Contracted orthodontic activity (UOA)	0
Carry forward orthodontic activity (UOA)	0
Baseline contract value	£682,938.92

ACCESS*

Patients seen in 24 months	Total	Change since previous quarter
Quarter ending September 2018	7,068	
Quarter ending December 2018	7,183	→
Quarter ending March 2019	7,221	→
Quarter ending June 2019	7,268	→
Quarter ending September 2019	7,421	↑
Variance since September 2018	5.0%	↑



ACTIVITY



Month	Adjusted Scheduled Activity (UDA)	
	2019	2020
April	100	967
May	1,870	2,778
June	2,877	3,989
July	5,328	6,186
August	7,201	8,268
September	8,297	10,009
October	10,377	
November	12,589	
December	14,102	
January	15,970	
February	17,768	
March	19,688	
April	20,584	
May	20,622	
June	20,628	

QUALITY

	Quantity	Base Number	Contract	AT	Region	England
% of FP17s for the same patient ID Re-attending within 3 months - Children	133	1,393	9.5%	11.6%	12.1%	11.5%
% of FP17s for the same patient ID Re-attending within 3 months - Adults	810	4,367	18.5%	16.0%	15.6%	15.4%
% of FP17s for the same patient ID Re-attending between 3 & 9 months - Children	895	1,393	64.2%	57.9%	61.2%	59.7%
% of FP17s for the same patient ID Re-attending between 3 & 9 months - Adults	2,134	4,367	48.9%	52.7%	54.3%	51.7%
% of FP17s for Band 1 Urgent Courses	786	5,241	15.0%	9.9%	9.1%	9.2%
% of FP17s Relating to Free Repair or Replacements	40	5,241	0.8%	1.0%	0.9%	0.7%
% of FP17s Relating to Continuations	55	5,241	1.0%	1.0%	1.0%	0.8%
% of Patients satisfied with the dentistry they have received	0	0	N/A	92.9%	94.4%	93.5%
% of Patients satisfied with the time they had to wait for an appointment	0	0	N/A	86.5%	88.1%	87.4%

* This is based on patients treated on this contract for their most recent course of treatment. Figures in italics indicate the base number of FP17s or Patient Questionnaire responses are less than 100. N/A is shown where the base number of responses is less than 10 during the period. % is calculated as Quantity/Base number*100

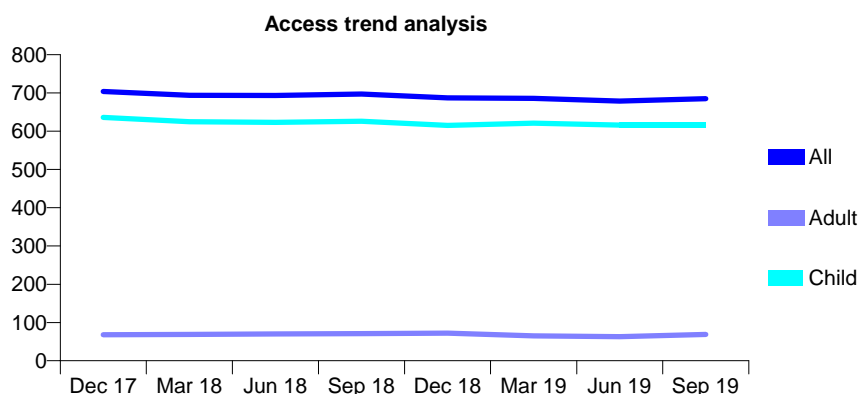
Q44 - Vital Signs At a Glance Contract Report for 812528/0001 - September 2019

Name or company name	MR PM DIGBY
Contract type name	GDS Contract
Purpose of contract	General
Contract start date	01/04/2006
Contract end date	

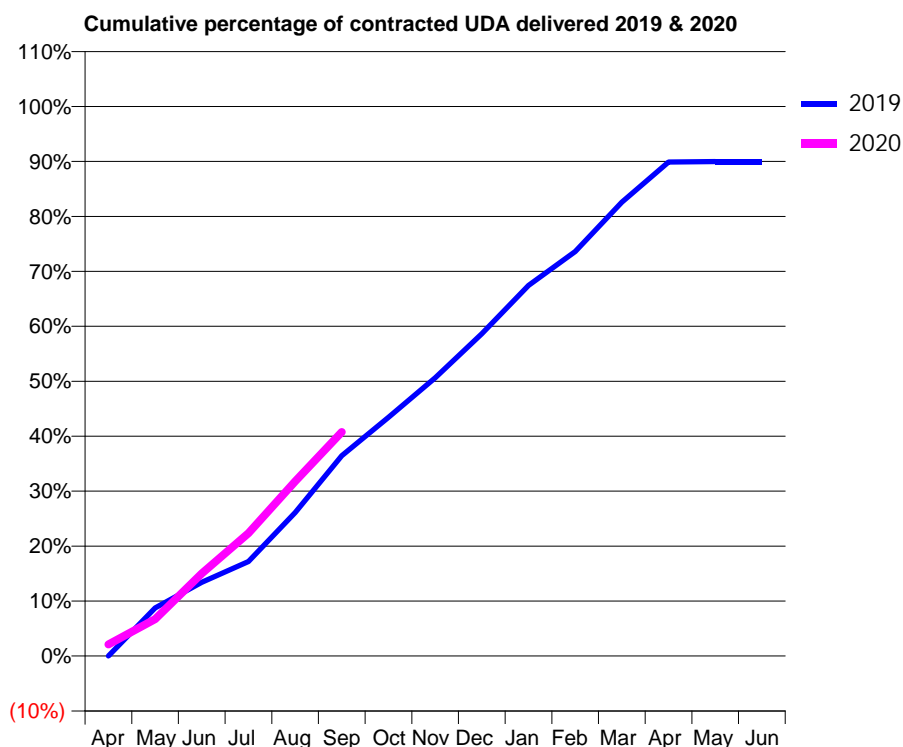
19/20 Contracted general activity (UDA)	1,600
Carry forward general activity (UDA)	0
19/20 Contracted orthodontic activity (UOA)	0
Carry forward orthodontic activity (UOA)	0
Baseline contract value	£37,615.14

ACCESS*

Patients seen in 24 months	Total	Change since previous quarter
Quarter ending September 2018	697	
Quarter ending December 2018	687	↓
Quarter ending March 2019	686	→
Quarter ending June 2019	679	↓
Quarter ending September 2019	685	→
Variance since September 2018	(1.7%)	↓



ACTIVITY



Month	Adjusted Scheduled Activity (UDA)	
	2019	2020
April	0	34
May	140	107
June	215	240
July	275	358
August	417	509
September	583	652
October	695	
November	810	
December	938	
January	1,079	
February	1,178	
March	1,321	
April	1,438	
May	1,439	
June	1,439	

QUALITY

	Quantity	Base Number	Contract	AT	Region	England
% of FP17s for the same patient ID Re-attending within 3 months - Children	28	557	5.0%	11.6%	12.1%	11.5%
% of FP17s for the same patient ID Re-attending within 3 months - Adults	0	1	0.0%	16.0%	15.6%	15.4%
% of FP17s for the same patient ID Re-attending between 3 & 9 months - Children	430	557	77.2%	57.9%	61.2%	59.7%
% of FP17s for the same patient ID Re-attending between 3 & 9 months - Adults	0	1	0.0%	52.7%	54.3%	51.7%
% of FP17s for Band 1 Urgent Courses	10	479	2.1%	9.9%	9.1%	9.2%
% of FP17s Relating to Free Repair or Replacements	0	479	0.0%	1.0%	0.9%	0.7%
% of FP17s Relating to Continuations	0	479	0.0%	1.0%	1.0%	0.8%
% of Patients satisfied with the dentistry they have received	0	0	N/A	92.9%	94.4%	93.5%
% of Patients satisfied with the time they had to wait for an appointment	0	0	N/A	86.5%	88.1%	87.4%

* This is based on patients treated on this contract for their most recent course of treatment. Figures in italics indicate the base number of FP17s or Patient Questionnaire responses are less than 100. N/A is shown where the base number of responses is less than 10 during the period. % is calculated as Quantity/Base number*100

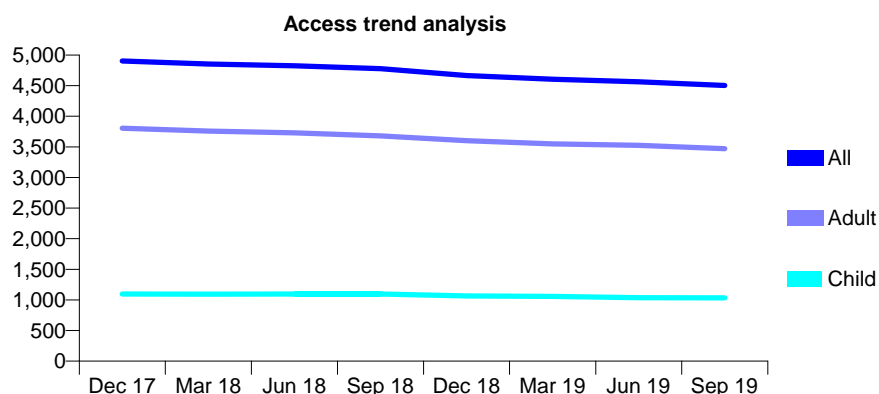
Q44 - Vital Signs At a Glance Contract Report for 813397/0001 - September 2019

Name or company name	MR MP MEREDITH
Contract type name	GDS Contract
Purpose of contract	General
Contract start date	01/04/2006
Contract end date	

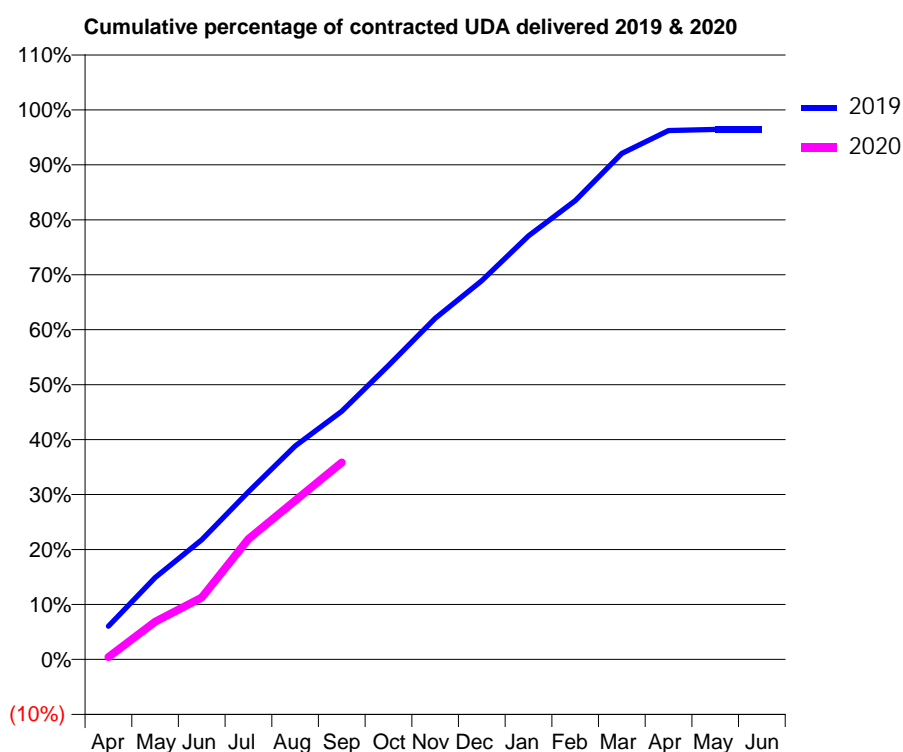
19/20 Contracted general activity (UDA)	13,200
Carry forward general activity (UDA)	471
19/20 Contracted orthodontic activity (UOA)	0
Carry forward orthodontic activity (UOA)	0
Baseline contract value	£361,060.77

ACCESS*

Patients seen in 24 months	Total	Change since previous quarter
Quarter ending September 2018	4,778	
Quarter ending December 2018	4,665	↓
Quarter ending March 2019	4,605	↓
Quarter ending June 2019	4,564	→
Quarter ending September 2019	4,505	↓
Variance since September 2018	(5.7%)	↓



ACTIVITY



Month	2019	2020
April	799	57
May	1,969	906
June	2,876	1,486
July	4,028	2,893
August	5,125	3,818
September	5,959	4,730
October	7,059	
November	8,191	
December	9,094	
January	10,176	
February	11,020	
March	12,152	
April	12,703	
May	12,729	
June	12,729	

QUALITY

	Quantity	Base Number	Contract	AT	Region	England
% of FP17s for the same patient ID Re-attending within 3 months - Children	60	780	7.7%	11.6%	12.1%	11.5%
% of FP17s for the same patient ID Re-attending within 3 months - Adults	513	2,673	19.2%	16.0%	15.6%	15.4%
% of FP17s for the same patient ID Re-attending between 3 & 9 months - Children	526	780	67.4%	57.9%	61.2%	59.7%
% of FP17s for the same patient ID Re-attending between 3 & 9 months - Adults	1,443	2,673	54.0%	52.7%	54.3%	51.7%
% of FP17s for Band 1 Urgent Courses	261	3,192	8.2%	9.9%	9.1%	9.2%
% of FP17s Relating to Free Repair or Replacements	46	3,192	1.4%	1.0%	0.9%	0.7%
% of FP17s Relating to Continuations	83	3,192	2.6%	1.0%	1.0%	0.8%
% of Patients satisfied with the dentistry they have received	1	2	N/A	92.9%	94.4%	93.5%
% of Patients satisfied with the time they had to wait for an appointment	2	2	N/A	86.5%	88.1%	87.4%

* This is based on patients treated on this contract for their most recent course of treatment. Figures in italics indicate the base number of FP17s or Patient Questionnaire responses are less than 100. N/A is shown where the base number of responses is less than 10 during the period. % is calculated as Quantity/Base number*100

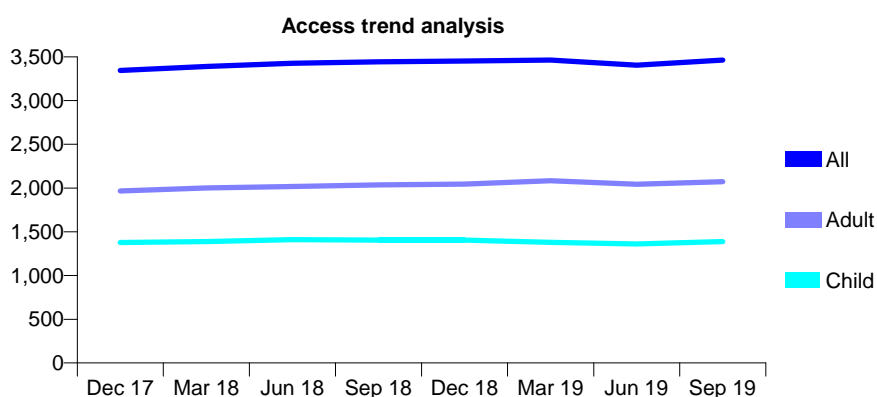
Q44 - Vital Signs At a Glance Contract Report for 813540/0001 - September 2019

Name or company name	MR PD SHERRARD
Contract type name	GDS Contract
Purpose of contract	General
Contract start date	01/04/2006
Contract end date	

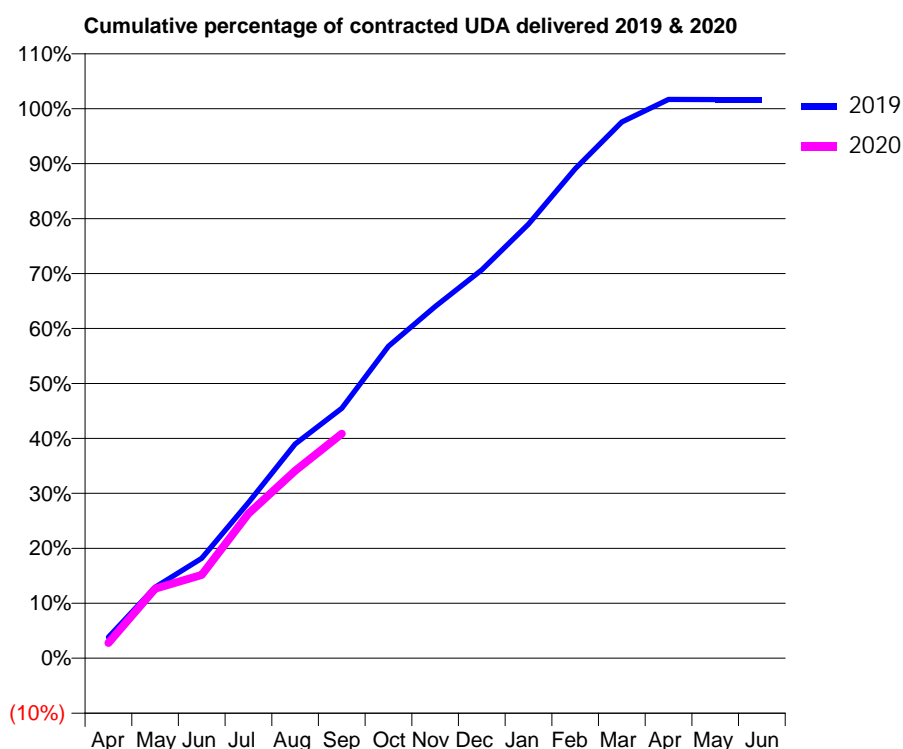
19/20 Contracted general activity (UDA)	9,000
Carry forward general activity (UDA)	0
19/20 Contracted orthodontic activity (UOA)	0
Carry forward orthodontic activity (UOA)	0
Baseline contract value	£269,073.58

ACCESS*

Patients seen in 24 months	Total	Change since previous quarter
Quarter ending September 2018	3,443	
Quarter ending December 2018	3,452	→
Quarter ending March 2019	3,463	→
Quarter ending June 2019	3,404	↓
Quarter ending September 2019	3,462	→
Variance since September 2018	0.6%	→



ACTIVITY



Adjusted Scheduled Activity (UDA)		
Month	2019	2020
April	344	249
May	1,162	1,138
June	1,637	1,365
July	2,550	2,369
August	3,508	3,072
September	4,092	3,676
October	5,109	
November	5,761	
December	6,361	
January	7,109	
February	8,016	
March	8,780	
April	9,151	
May	9,147	
June	9,147	

QUALITY

	Quantity	Base Number	Contract	AT	Region	England
% of FP17s for the same patient ID Re-attending within 3 months - Children	60	908	6.6%	11.6%	12.1%	11.5%
% of FP17s for the same patient ID Re-attending within 3 months - Adults	167	1,118	14.9%	16.0%	15.6%	15.4%
% of FP17s for the same patient ID Re-attending between 3 & 9 months - Children	506	908	55.7%	57.9%	61.2%	59.7%
% of FP17s for the same patient ID Re-attending between 3 & 9 months - Adults	504	1,118	45.1%	52.7%	54.3%	51.7%
% of FP17s for Band 1 Urgent Courses	205	1,826	11.2%	9.9%	9.1%	9.2%
% of FP17s Relating to Free Repair or Replacements	5	1,826	0.3%	1.0%	0.9%	0.7%
% of FP17s Relating to Continuations	9	1,826	0.5%	1.0%	1.0%	0.8%
% of Patients satisfied with the dentistry they have received	1	1	N/A	92.9%	94.4%	93.5%
% of Patients satisfied with the time they had to wait for an appointment	1	1	N/A	86.5%	88.1%	87.4%

* This is based on patients treated on this contract for their most recent course of treatment.

Figures in italics indicate the base number of FP17s or Patient Questionnaire responses are less than 100. N/A is shown where the base number of responses is less than 10 during the period. % is calculated as Quantity/Base number*100

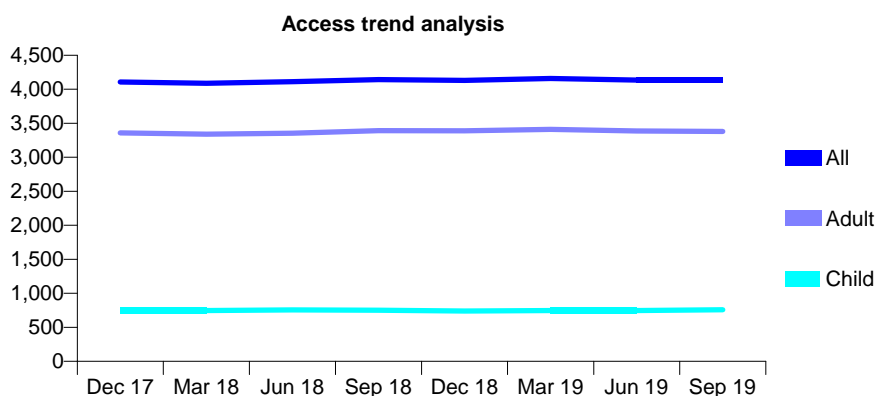
Q44 - Vital Signs At a Glance Contract Report for 815489/0001 - September 2019

Name or company name	MR JS HIBBERT
Contract type name	GDS Contract
Purpose of contract	General
Contract start date	01/04/2006
Contract end date	

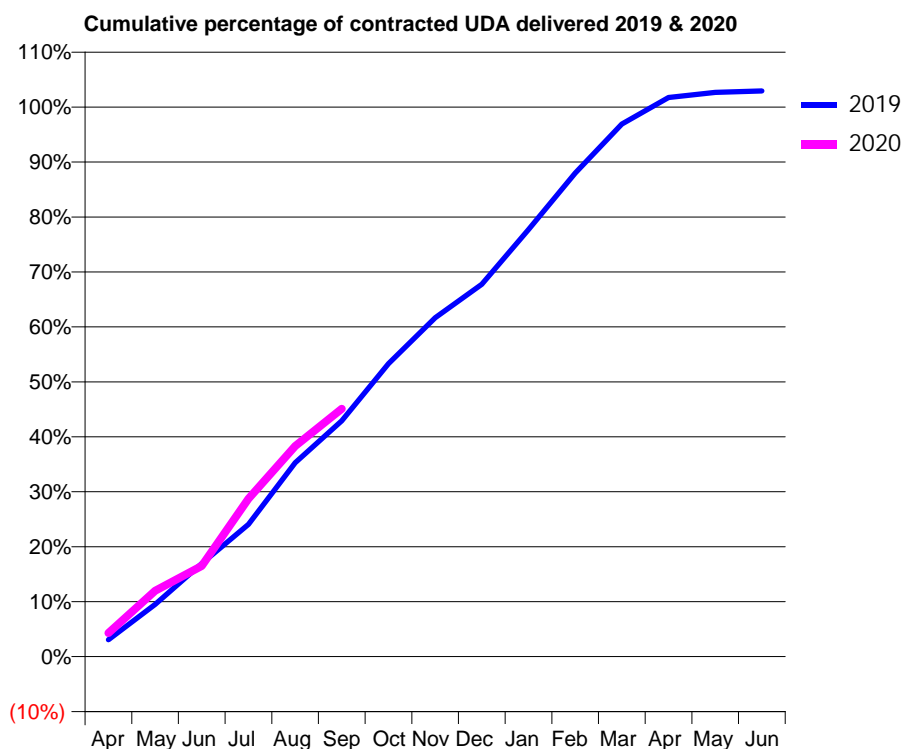
19/20 Contracted general activity (UDA)	11,380
Carry forward general activity (UDA)	0
19/20 Contracted orthodontic activity (UOA)	0
Carry forward orthodontic activity (UOA)	0
Baseline contract value	£334,534.43

ACCESS*

Patients seen in 24 months	Total	Change since previous quarter
Quarter ending September 2018	4,142	
Quarter ending December 2018	4,130	→
Quarter ending March 2019	4,159	→
Quarter ending June 2019	4,134	→
Quarter ending September 2019	4,136	→
Variance since September 2018	(0.1%)	→



ACTIVITY



Month	Adjusted Scheduled Activity (UDA)	
	2019	2020
April	350	491
May	1,082	1,365
June	1,929	1,877
July	2,739	3,272
August	4,014	4,359
September	4,883	5,132
October	6,065	
November	7,019	
December	7,710	
January	8,843	
February	10,016	
March	11,027	
April	11,577	
May	11,683	
June	11,715	

QUALITY

	Quantity	Base Number	Contract	AT	Region	England
% of FP17s for the same patient ID Re-attending within 3 months - Children	46	621	7.4%	11.6%	12.1%	11.5%
% of FP17s for the same patient ID Re-attending within 3 months - Adults	289	2,132	13.6%	16.0%	15.6%	15.4%
% of FP17s for the same patient ID Re-attending between 3 & 9 months - Children	412	621	66.3%	57.9%	61.2%	59.7%
% of FP17s for the same patient ID Re-attending between 3 & 9 months - Adults	886	2,132	41.6%	52.7%	54.3%	51.7%
% of FP17s for Band 1 Urgent Courses	216	2,495	8.7%	9.9%	9.1%	9.2%
% of FP17s Relating to Free Repair or Replacements	23	2,495	0.9%	1.0%	0.9%	0.7%
% of FP17s Relating to Continuations	40	2,495	1.6%	1.0%	1.0%	0.8%
% of Patients satisfied with the dentistry they have received	1	2	N/A	92.9%	94.4%	93.5%
% of Patients satisfied with the time they had to wait for an appointment	2	2	N/A	86.5%	88.1%	87.4%

* This is based on patients treated on this contract for their most recent course of treatment. Figures in italics indicate the base number of FP17s or Patient Questionnaire responses are less than 100. N/A is shown where the base number of responses is less than 10 during the period. % is calculated as Quantity/Base number*100

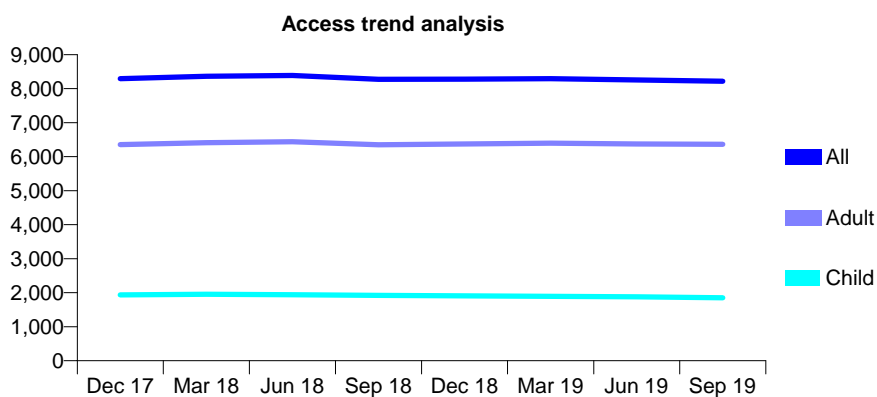
Q44 - Vital Signs At a Glance Contract Report for 826588/0001 - September 2019

Name or company name	MR MA SIMPSON
Contract type name	GDS Contract
Purpose of contract	General
Contract start date	01/04/2006
Contract end date	

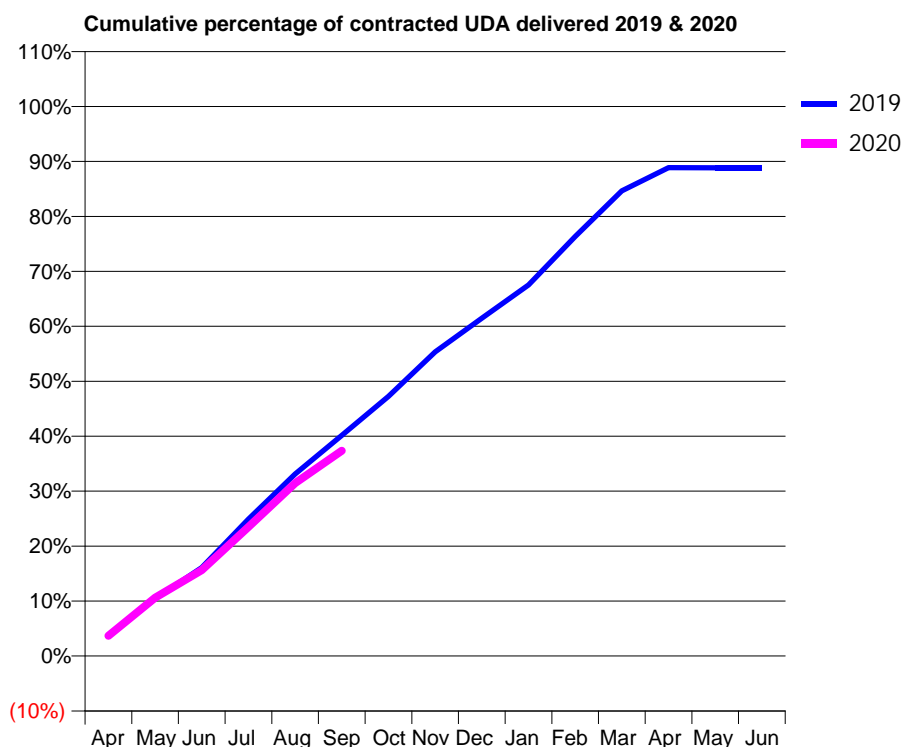
19/20 Contracted general activity (UDA)	22,295
Carry forward general activity (UDA)	0
19/20 Contracted orthodontic activity (UOA)	0
Carry forward orthodontic activity (UOA)	0
Baseline contract value	£570,729.59

ACCESS*

Patients seen in 24 months	Total	Change since previous quarter
Quarter ending September 2018	8,275	
Quarter ending December 2018	8,280	→
Quarter ending March 2019	8,294	→
Quarter ending June 2019	8,255	→
Quarter ending September 2019	8,216	→
Variance since September 2018	(0.7%)	→



ACTIVITY



Month	Adjusted Scheduled Activity (UDA)	
	2019	2020
April	827	826
May	2,327	2,369
June	3,588	3,485
July	5,554	5,235
August	7,389	7,015
September	8,949	8,328
October	10,539	
November	12,340	
December	13,703	
January	15,055	
February	17,022	
March	18,872	
April	19,809	
May	19,806	
June	19,806	

QUALITY

	Quantity	Base Number	Contract	AT	Region	England
% of FP17s for the same patient ID Re-attending within 3 months - Children	89	1,318	6.8%	11.6%	12.1%	11.5%
% of FP17s for the same patient ID Re-attending within 3 months - Adults	609	4,270	14.3%	16.0%	15.6%	15.4%
% of FP17s for the same patient ID Re-attending between 3 & 9 months - Children	814	1,318	61.8%	57.9%	61.2%	59.7%
% of FP17s for the same patient ID Re-attending between 3 & 9 months - Adults	2,151	4,270	50.4%	52.7%	54.3%	51.7%
% of FP17s for Band 1 Urgent Courses	757	5,088	14.9%	9.9%	9.1%	9.2%
% of FP17s Relating to Free Repair or Replacements	80	5,088	1.6%	1.0%	0.9%	0.7%
% of FP17s Relating to Continuations	65	5,088	1.3%	1.0%	1.0%	0.8%
% of Patients satisfied with the dentistry they have received	4	4	N/A	92.9%	94.4%	93.5%
% of Patients satisfied with the time they had to wait for an appointment	4	4	N/A	86.5%	88.1%	87.4%

* This is based on patients treated on this contract for their most recent course of treatment. Figures in italics indicate the base number of FP17s or Patient Questionnaire responses are less than 100. N/A is shown where the base number of responses is less than 10 during the period. % is calculated as Quantity/Base number*100

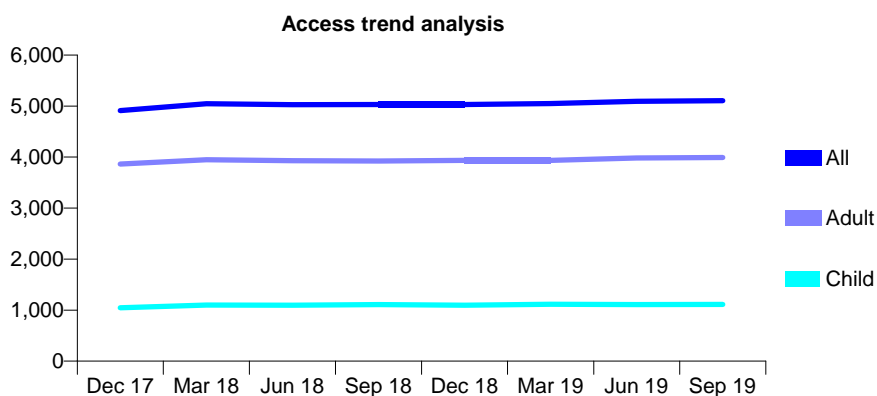
Q44 - Vital Signs At a Glance Contract Report for 826588/0002 - September 2019

Name or company name	MR MA SIMPSON
Contract type name	GDS Contract
Purpose of contract	General
Contract start date	01/07/2007
Contract end date	

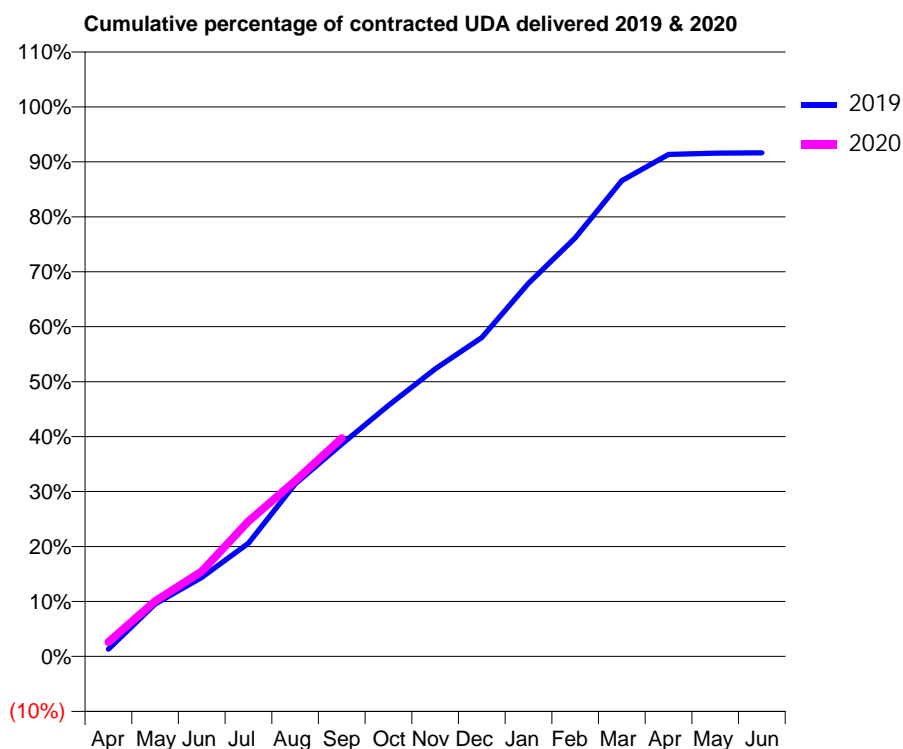
19/20 Contracted general activity (UDA)	15,392
Carry forward general activity (UDA)	0
19/20 Contracted orthodontic activity (UOA)	0
Carry forward orthodontic activity (UOA)	0
Baseline contract value	£371,815.05

ACCESS*

Patients seen in 24 months	Total	Change since previous quarter
Quarter ending September 2018	5,032	
Quarter ending December 2018	5,032	→
Quarter ending March 2019	5,049	→
Quarter ending June 2019	5,095	→
Quarter ending September 2019	5,107	→
Variance since September 2018	1.5%	→



ACTIVITY



Month	2019	2020
April	203	401
May	1,470	1,547
June	2,215	2,385
July	3,172	3,787
August	4,830	4,913
September	5,946	6,112
October	7,031	
November	8,052	
December	8,934	
January	10,453	
February	11,723	
March	13,326	
April	14,058	
May	14,093	
June	14,104	

QUALITY

	Quantity	Base Number	Contract	AT	Region	England
% of FP17s for the same patient ID Re-attending within 3 months - Children	80	867	9.2%	11.6%	12.1%	11.5%
% of FP17s for the same patient ID Re-attending within 3 months - Adults	343	2,718	12.6%	16.0%	15.6%	15.4%
% of FP17s for the same patient ID Re-attending between 3 & 9 months - Children	537	867	61.9%	57.9%	61.2%	59.7%
% of FP17s for the same patient ID Re-attending between 3 & 9 months - Adults	1,652	2,718	60.8%	52.7%	54.3%	51.7%
% of FP17s for Band 1 Urgent Courses	339	3,245	10.4%	9.9%	9.1%	9.2%
% of FP17s Relating to Free Repair or Replacements	19	3,245	0.6%	1.0%	0.9%	0.7%
% of FP17s Relating to Continuations	34	3,245	1.0%	1.0%	1.0%	0.8%
% of Patients satisfied with the dentistry they have received	4	4	N/A	92.9%	94.4%	93.5%
% of Patients satisfied with the time they had to wait for an appointment	3	4	N/A	86.5%	88.1%	87.4%

* This is based on patients treated on this contract for their most recent course of treatment. Figures in italics indicate the base number of FP17s or Patient Questionnaire responses are less than 100. N/A is shown where the base number of responses is less than 10 during the period. % is calculated as Quantity/Base number*100

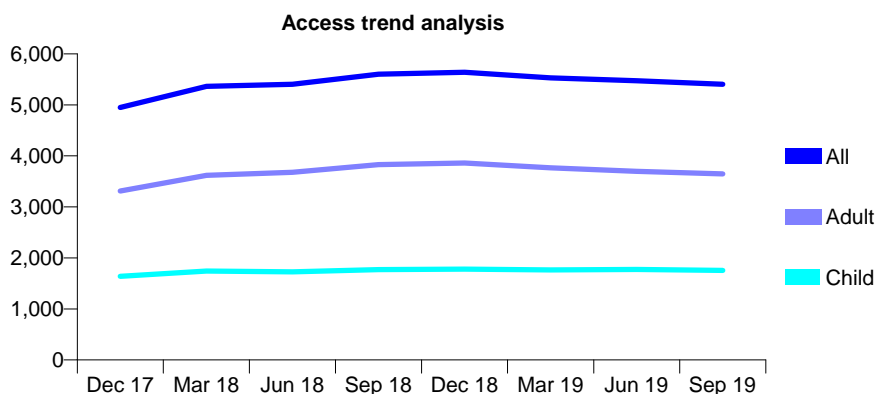
Q44 - Vital Signs At a Glance Contract Report for 840777/0001 - September 2019

Name or company name	Oaklands Dental Care
Contract type name	GDS Contract
Purpose of contract	General
Contract start date	01/04/2006
Contract end date	

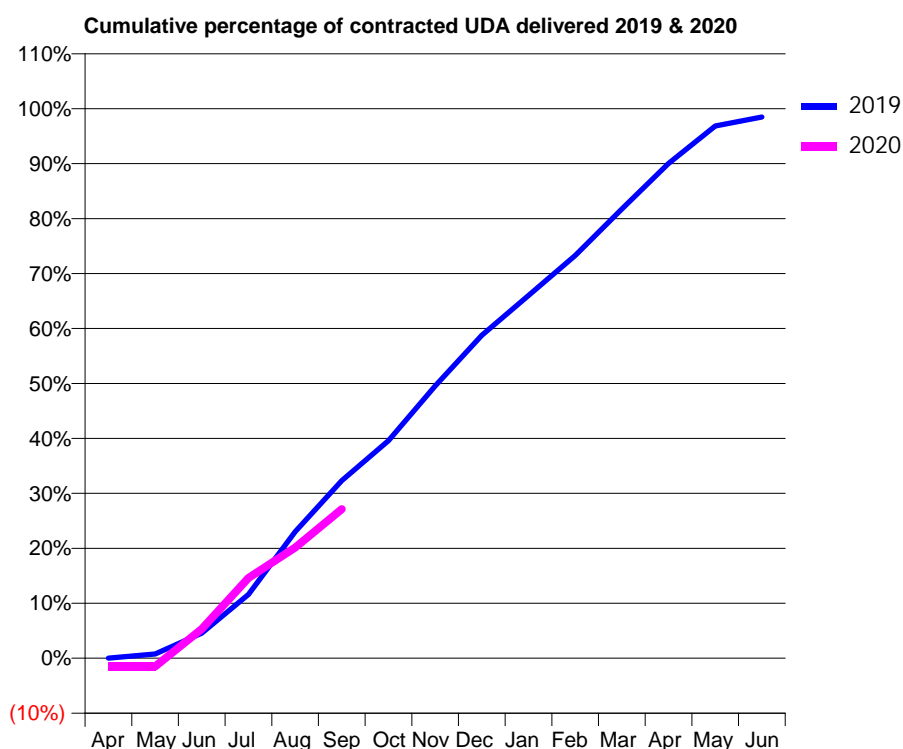
19/20 Contracted general activity (UDA)	14,752
Carry forward general activity (UDA)	222
19/20 Contracted orthodontic activity (UOA)	0
Carry forward orthodontic activity (UOA)	0
Baseline contract value	£362,445.86

ACCESS*

Patients seen in 24 months	Total	Change since previous quarter
Quarter ending September 2018	5,600	
Quarter ending December 2018	5,638	→
Quarter ending March 2019	5,531	↓
Quarter ending June 2019	5,472	↓
Quarter ending September 2019	5,404	↓
Variance since September 2018	(3.5%)	↓



ACTIVITY



Month	2019	2020
April	0	-222
May	111	-222
June	673	785
July	1,712	2,155
August	3,394	2,974
September	4,765	4,006
October	5,839	
November	7,308	
December	8,667	
January	9,740	
February	10,812	
March	12,057	
April	13,280	
May	14,286	
June	14,529	

QUALITY

	Quantity	Base Number	Contract	AT	Region	England
% of FP17s for the same patient ID Re-attending within 3 months - Children	122	1,371	8.9%	11.6%	12.1%	11.5%
% of FP17s for the same patient ID Re-attending within 3 months - Adults	464	2,648	17.5%	16.0%	15.6%	15.4%
% of FP17s for the same patient ID Re-attending between 3 & 9 months - Children	878	1,371	64.0%	57.9%	61.2%	59.7%
% of FP17s for the same patient ID Re-attending between 3 & 9 months - Adults	1,662	2,648	62.8%	52.7%	54.3%	51.7%
% of FP17s for Band 1 Urgent Courses	219	2,555	8.6%	9.9%	9.1%	9.2%
% of FP17s Relating to Free Repair or Replacements	40	2,555	1.6%	1.0%	0.9%	0.7%
% of FP17s Relating to Continuations	46	2,555	1.8%	1.0%	1.0%	0.8%
% of Patients satisfied with the dentistry they have received	1	1	N/A	92.9%	94.4%	93.5%
% of Patients satisfied with the time they had to wait for an appointment	1	1	N/A	86.5%	88.1%	87.4%

* This is based on patients treated on this contract for their most recent course of treatment.

Figures in italics indicate the base number of FP17s or Patient Questionnaire responses are less than 100. N/A is shown where the base number of responses is less than 10 during the period. % is calculated as Quantity/Base number*100

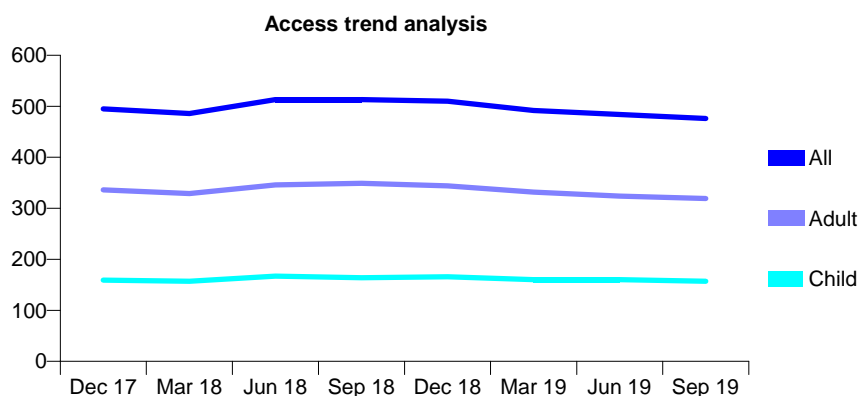
Q44 - Vital Signs At a Glance Contract Report for 843970/0001 - September 2019

Name or company name	MR DM FAGAN-DOUGLAS
Contract type name	GDS Contract
Purpose of contract	General
Contract start date	01/06/2008
Contract end date	

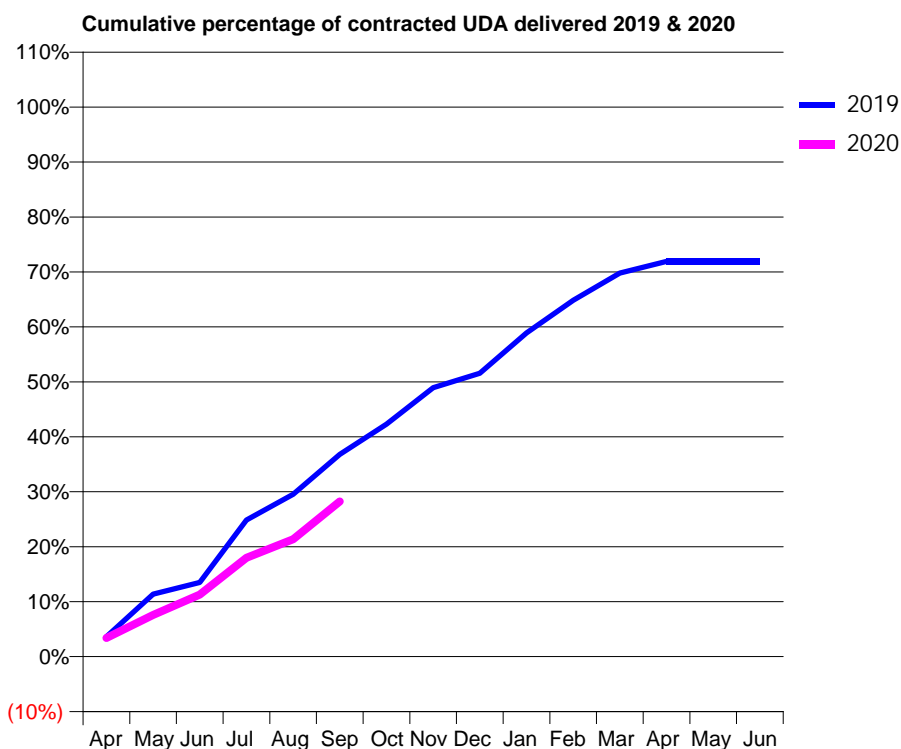
19/20 Contracted general activity (UDA)	2,352
Carry forward general activity (UDA)	0
19/20 Contracted orthodontic activity (UOA)	0
Carry forward orthodontic activity (UOA)	0
Baseline contract value	£60,947.59

ACCESS*

Patients seen in 24 months	Total	Change since previous quarter
Quarter ending September 2018	513	
Quarter ending December 2018	510	→
Quarter ending March 2019	492	↓
Quarter ending June 2019	484	↓
Quarter ending September 2019	476	↓
Variance since September 2018	(7.2%)	↓



ACTIVITY



Month	Adjusted Scheduled Activity (UDA)	
	2019	2020
April	85	80
May	267	178
June	317	266
July	585	423
August	695	502
September	866	664
October	995	
November	1,151	
December	1,213	
January	1,386	
February	1,525	
March	1,641	
April	1,691	
May	1,691	
June	1,691	

QUALITY

	Quantity	Base Number	Contract	AT	Region	England
% of FP17s for the same patient ID Re-attending within 3 months - Children	5	108	4.6%	11.6%	12.1%	11.5%
% of FP17s for the same patient ID Re-attending within 3 months - Adults	43	248	17.3%	16.0%	15.6%	15.4%
% of FP17s for the same patient ID Re-attending between 3 & 9 months - Children	65	108	60.2%	57.9%	61.2%	59.7%
% of FP17s for the same patient ID Re-attending between 3 & 9 months - Adults	151	248	60.9%	52.7%	54.3%	51.7%
% of FP17s for Band 1 Urgent Courses	9	326	2.8%	9.9%	9.1%	9.2%
% of FP17s Relating to Free Repair or Replacements	3	326	0.9%	1.0%	0.9%	0.7%
% of FP17s Relating to Continuations	6	326	1.8%	1.0%	1.0%	0.8%
% of Patients satisfied with the dentistry they have received	0	0	N/A	92.9%	94.4%	93.5%
% of Patients satisfied with the time they had to wait for an appointment	0	0	N/A	86.5%	88.1%	87.4%

* This is based on patients treated on this contract for their most recent course of treatment. Figures in italics indicate the base number of FP17s or Patient Questionnaire responses are less than 100. N/A is shown where the base number of responses is less than 10 during the period. % is calculated as Quantity/Base number*100

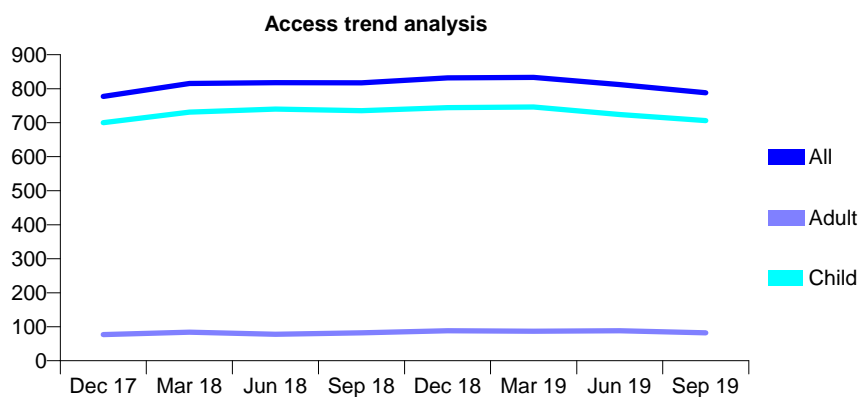
Q44 - Vital Signs At a Glance Contract Report for 859893/0001 - September 2019

Name or company name	MR CP CALDWELL
Contract type name	PDS Contract
Purpose of contract	General
Contract start date	01/04/2008
Contract end date	31/03/2020

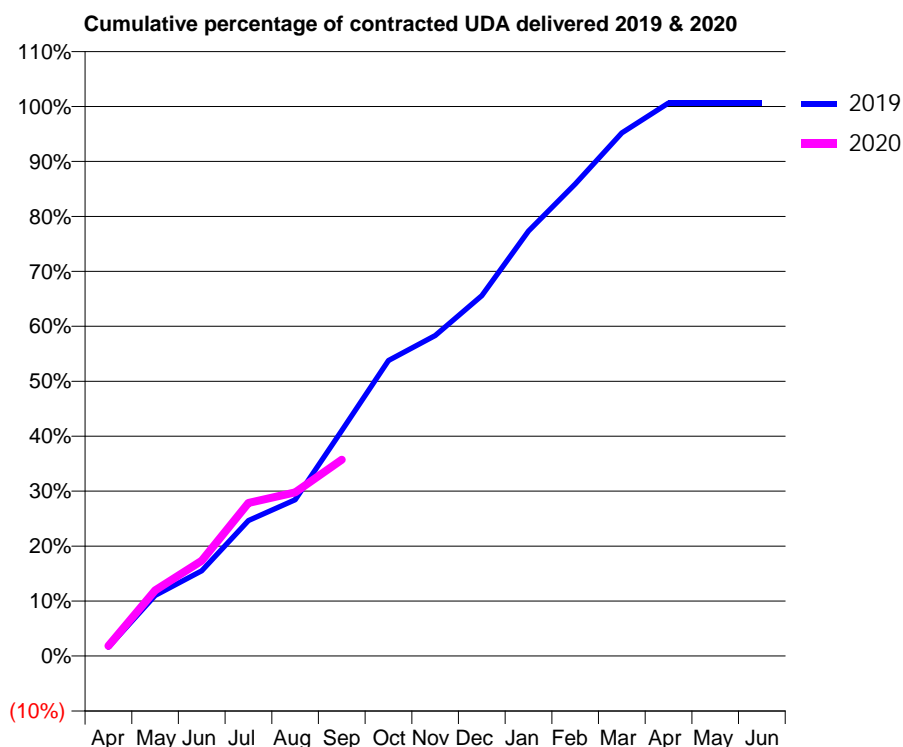
19/20 Contracted general activity (UDA)	1,480
Carry forward general activity (UDA)	0
19/20 Contracted orthodontic activity (UOA)	0
Carry forward orthodontic activity (UOA)	0
Baseline contract value	£35,754.82

ACCESS*

Patients seen in 24 months	Total	Change since previous quarter
Quarter ending September 2018	817	
Quarter ending December 2018	832	→
Quarter ending March 2019	833	→
Quarter ending June 2019	812	↓
Quarter ending September 2019	788	↓
Variance since September 2018	(3.5%)	↓



ACTIVITY



Month	Adjusted Scheduled Activity (UDA)	
	2019	2020
April	24	28
May	163	177
June	230	257
July	365	413
August	421	441
September	607	529
October	796	
November	863	
December	970	
January	1,144	
February	1,271	
March	1,409	
April	1,489	
May	1,489	
June	1,489	

QUALITY

	Quantity	Base Number	Contract	AT	Region	England
% of FP17s for the same patient ID Re-attending within 3 months - Children	30	420	7.1%	11.6%	12.1%	11.5%
% of FP17s for the same patient ID Re-attending within 3 months - Adults	4	18	22.2%	16.0%	15.6%	15.4%
% of FP17s for the same patient ID Re-attending between 3 & 9 months - Children	261	420	62.1%	57.9%	61.2%	59.7%
% of FP17s for the same patient ID Re-attending between 3 & 9 months - Adults	9	18	50.0%	52.7%	54.3%	51.7%
% of FP17s for Band 1 Urgent Courses	28	382	7.3%	9.9%	9.1%	9.2%
% of FP17s Relating to Free Repair or Replacements	0	382	0.0%	1.0%	0.9%	0.7%
% of FP17s Relating to Continuations	0	382	0.0%	1.0%	1.0%	0.8%
% of Patients satisfied with the dentistry they have received	0	0	N/A	92.9%	94.4%	93.5%
% of Patients satisfied with the time they had to wait for an appointment	0	0	N/A	86.5%	88.1%	87.4%

* This is based on patients treated on this contract for their most recent course of treatment. Figures in italics indicate the base number of FP17s or Patient Questionnaire responses are less than 100. N/A is shown where the base number of responses is less than 10 during the period. % is calculated as Quantity/Base number*100

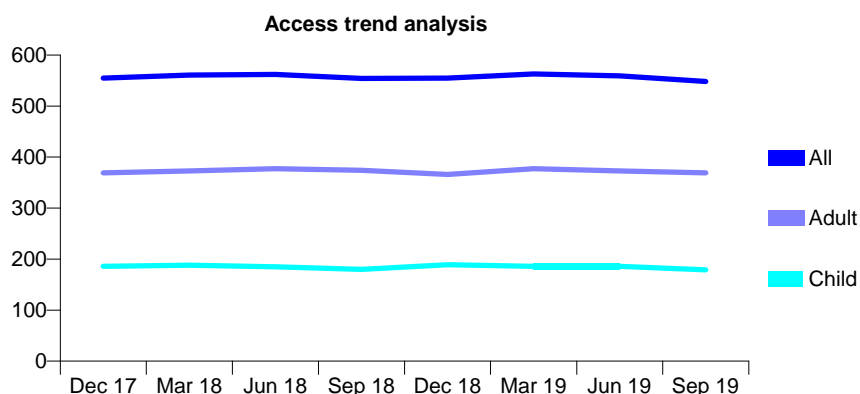
Q44 - Vital Signs At a Glance Contract Report for 861928/0001 - September 2019

Name or company name	MR PA FARRELL
Contract type name	GDS Contract
Purpose of contract	General
Contract start date	01/10/2006
Contract end date	

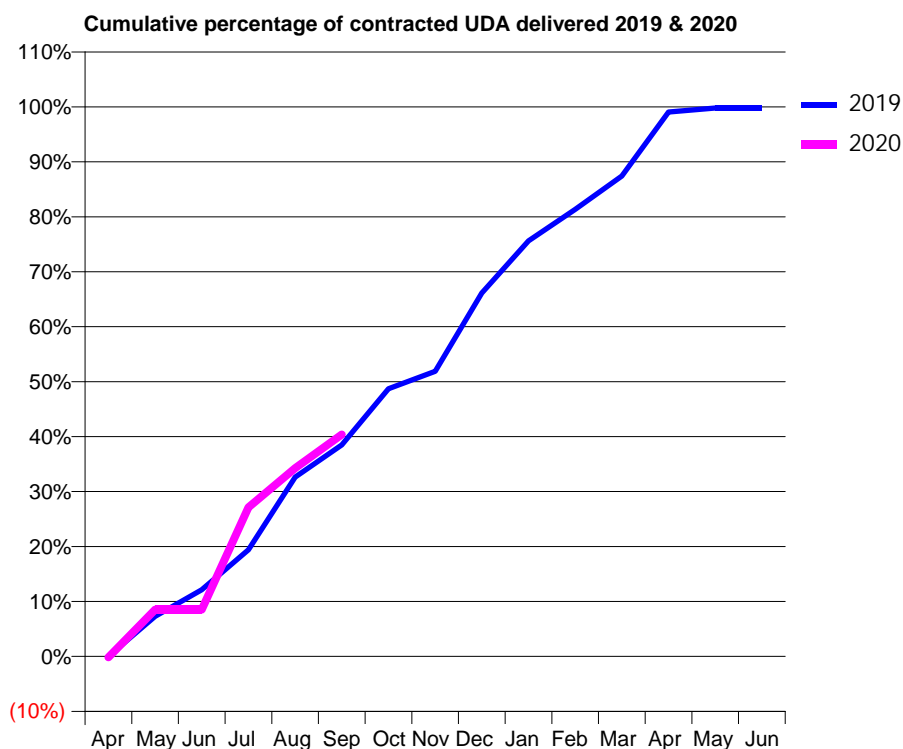
19/20 Contracted general activity (UDA)	1,081
Carry forward general activity (UDA)	2
19/20 Contracted orthodontic activity (UOA)	0
Carry forward orthodontic activity (UOA)	0
Baseline contract value	£30,280.18

ACCESS*

Patients seen in 24 months	Total	Change since previous quarter
Quarter ending September 2018	554	
Quarter ending December 2018	555	→
Quarter ending March 2019	563	→
Quarter ending June 2019	559	→
Quarter ending September 2019	548	↓
Variance since September 2018	(1.1%)	↓



ACTIVITY



Month	Adjusted Scheduled Activity (UDA)	
	2019	2020
April	0	-2
May	79	92
June	131	92
July	210	293
August	353	370
September	416	437
October	527	
November	561	
December	715	
January	817	
February	879	
March	945	
April	1,071	
May	1,079	
June	1,079	

QUALITY

	Quantity	Base Number	Contract	AT	Region	England
% of FP17s for the same patient ID Re-attending within 3 months - Children	8	110	7.3%	11.6%	12.1%	11.5%
% of FP17s for the same patient ID Re-attending within 3 months - Adults	33	279	11.8%	16.0%	15.6%	15.4%
% of FP17s for the same patient ID Re-attending between 3 & 9 months - Children	67	110	60.9%	57.9%	61.2%	59.7%
% of FP17s for the same patient ID Re-attending between 3 & 9 months - Adults	163	279	58.4%	52.7%	54.3%	51.7%
% of FP17s for Band 1 Urgent Courses	28	302	9.3%	9.9%	9.1%	9.2%
% of FP17s Relating to Free Repair or Replacements	0	302	0.0%	1.0%	0.9%	0.7%
% of FP17s Relating to Continuations	2	302	0.7%	1.0%	1.0%	0.8%
% of Patients satisfied with the dentistry they have received	1	1	N/A	92.9%	94.4%	93.5%
% of Patients satisfied with the time they had to wait for an appointment	1	1	N/A	86.5%	88.1%	87.4%

* This is based on patients treated on this contract for their most recent course of treatment. Figures in italics indicate the base number of FP17s or Patient Questionnaire responses are less than 100. N/A is shown where the base number of responses is less than 10 during the period. % is calculated as Quantity/Base number*100

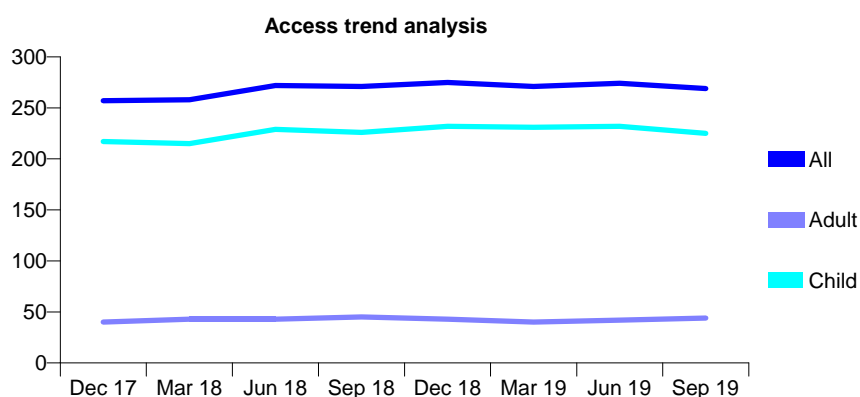
Q44 - Vital Signs At a Glance Contract Report for 906875/0001 - September 2019

Name or company name	MR NP SMITH
Contract type name	GDS Contract
Purpose of contract	General
Contract start date	01/04/2006
Contract end date	

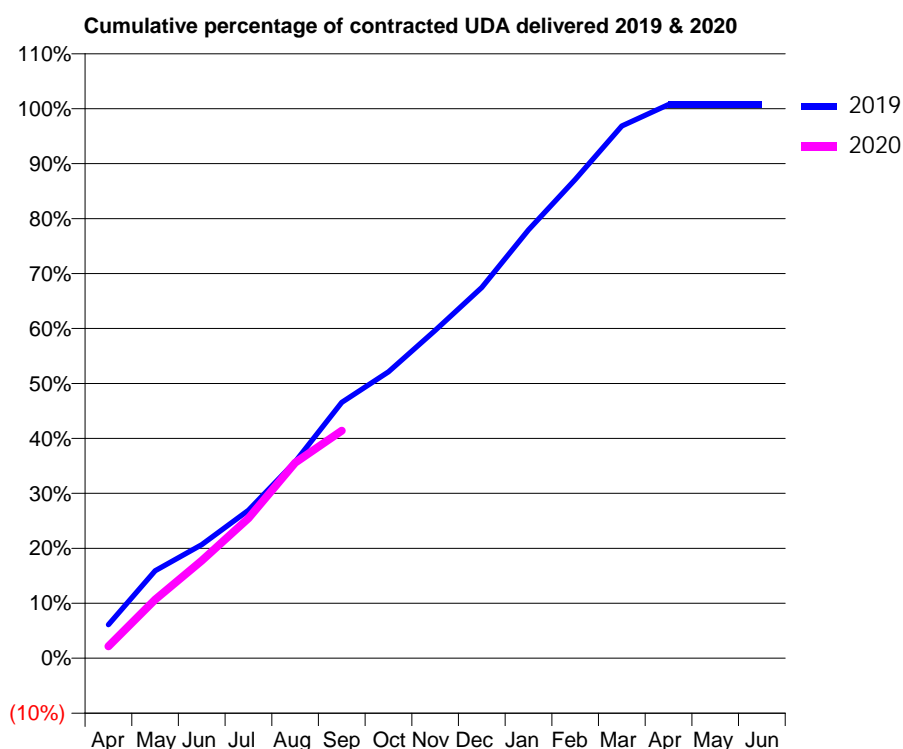
19/20 Contracted general activity (UDA)	1,100
Carry forward general activity (UDA)	0
19/20 Contracted orthodontic activity (UOA)	0
Carry forward orthodontic activity (UOA)	0
Baseline contract value	£24,160.75

ACCESS*

Patients seen in 24 months	Total	Change since previous quarter
Quarter ending September 2018	271	
Quarter ending December 2018	275	→
Quarter ending March 2019	271	↓
Quarter ending June 2019	274	→
Quarter ending September 2019	269	↓
Variance since September 2018	(0.7%)	→



ACTIVITY



Month	2019	2020
April	67	24
May	175	117
June	227	195
July	296	280
August	393	391
September	512	455
October	573	
November	656	
December	742	
January	857	
February	958	
March	1,065	
April	1,108	
May	1,108	
June	1,108	

QUALITY

	Quantity	Base Number	Contract	AT	Region	England
% of FP17s for the same patient ID Re-attending within 3 months - Children	7	190	3.7%	11.6%	12.1%	11.5%
% of FP17s for the same patient ID Re-attending within 3 months - Adults	0	19	0.0%	16.0%	15.6%	15.4%
% of FP17s for the same patient ID Re-attending between 3 & 9 months - Children	148	190	77.9%	57.9%	61.2%	59.7%
% of FP17s for the same patient ID Re-attending between 3 & 9 months - Adults	13	19	68.4%	52.7%	54.3%	51.7%
% of FP17s for Band 1 Urgent Courses	1	192	0.5%	9.9%	9.1%	9.2%
% of FP17s Relating to Free Repair or Replacements	0	192	0.0%	1.0%	0.9%	0.7%
% of FP17s Relating to Continuations	2	192	1.0%	1.0%	1.0%	0.8%
% of Patients satisfied with the dentistry they have received	1	1	N/A	92.9%	94.4%	93.5%
% of Patients satisfied with the time they had to wait for an appointment	1	1	N/A	86.5%	88.1%	87.4%

* This is based on patients treated on this contract for their most recent course of treatment. Figures in italics indicate the base number of FP17s or Patient Questionnaire responses are less than 100. N/A is shown where the base number of responses is less than 10 during the period. % is calculated as Quantity/Base number*100

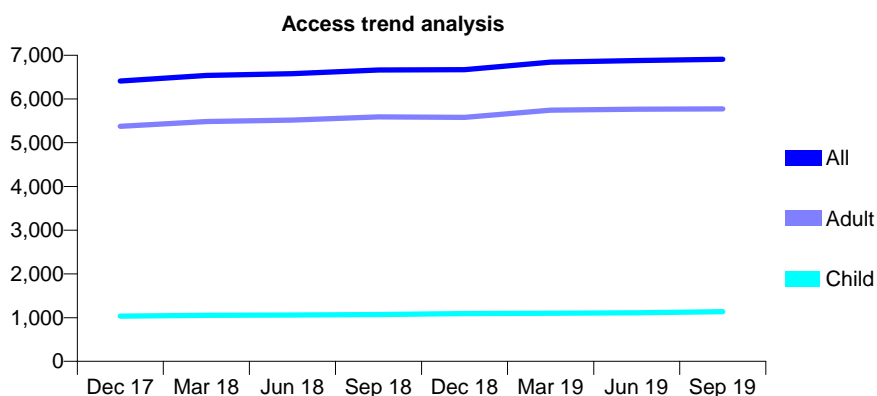
Q44 - Vital Signs At a Glance Contract Report for 912956/0001 - September 2019

Name or company name	MR MJ SOLAN
Contract type name	GDS Contract
Purpose of contract	General
Contract start date	01/04/2006
Contract end date	

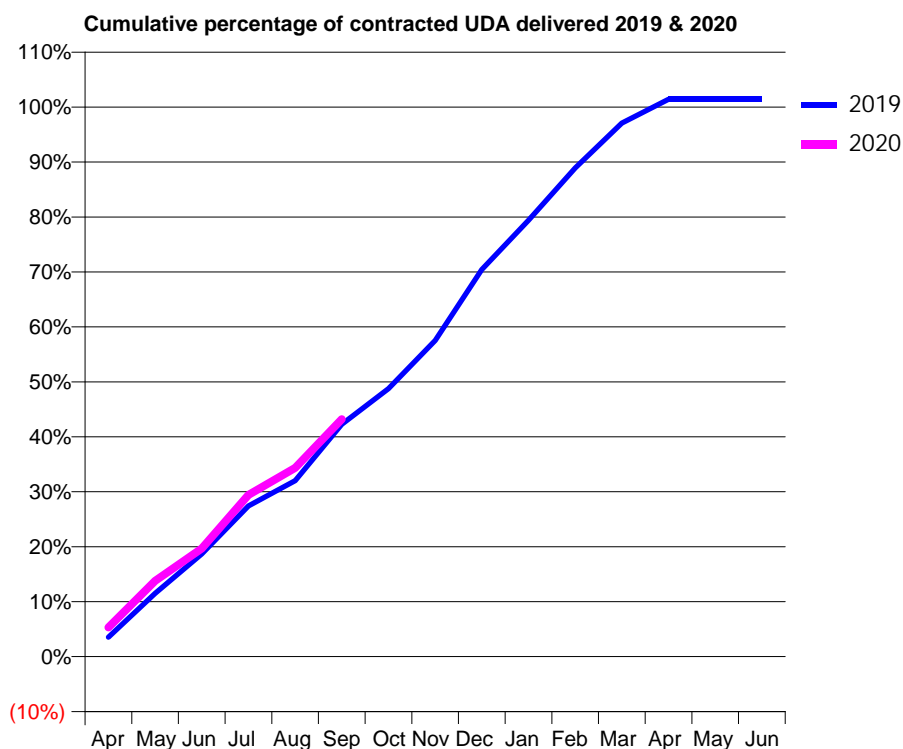
19/20 Contracted general activity (UDA)	18,568
Carry forward general activity (UDA)	0
19/20 Contracted orthodontic activity (UOA)	0
Carry forward orthodontic activity (UOA)	0
Baseline contract value	£520,358.38

ACCESS*

Patients seen in 24 months	Total	Change since previous quarter
Quarter ending September 2018	6,663	
Quarter ending December 2018	6,673	→
Quarter ending March 2019	6,844	↑
Quarter ending June 2019	6,879	→
Quarter ending September 2019	6,906	→
Variance since September 2018	3.6%	↑



ACTIVITY



Month	Adjusted Scheduled Activity (UDA)	
	2019	2020
April	659	988
May	2,140	2,561
June	3,470	3,651
July	5,094	5,463
August	5,948	6,379
September	7,848	8,024
October	9,054	
November	10,683	
December	13,079	
January	14,746	
February	16,512	
March	18,028	
April	18,833	
May	18,833	
June	18,833	

QUALITY

	Quantity	Base Number	Contract	AT	Region	England
% of FP17s for the same patient ID Re-attending within 3 months - Children	39	778	5.0%	11.6%	12.1%	11.5%
% of FP17s for the same patient ID Re-attending within 3 months - Adults	376	3,630	10.4%	16.0%	15.6%	15.4%
% of FP17s for the same patient ID Re-attending between 3 & 9 months - Children	415	778	53.3%	57.9%	61.2%	59.7%
% of FP17s for the same patient ID Re-attending between 3 & 9 months - Adults	2,055	3,630	56.6%	52.7%	54.3%	51.7%
% of FP17s for Band 1 Urgent Courses	204	4,009	5.1%	9.9%	9.1%	9.2%
% of FP17s Relating to Free Repair or Replacements	83	4,009	2.1%	1.0%	0.9%	0.7%
% of FP17s Relating to Continuations	37	4,009	0.9%	1.0%	1.0%	0.8%
% of Patients satisfied with the dentistry they have received	5	5	N/A	92.9%	94.4%	93.5%
% of Patients satisfied with the time they had to wait for an appointment	5	5	N/A	86.5%	88.1%	87.4%

* This is based on patients treated on this contract for their most recent course of treatment. Figures in italics indicate the base number of FP17s or Patient Questionnaire responses are less than 100. N/A is shown where the base number of responses is less than 10 during the period. % is calculated as Quantity/Base number*100

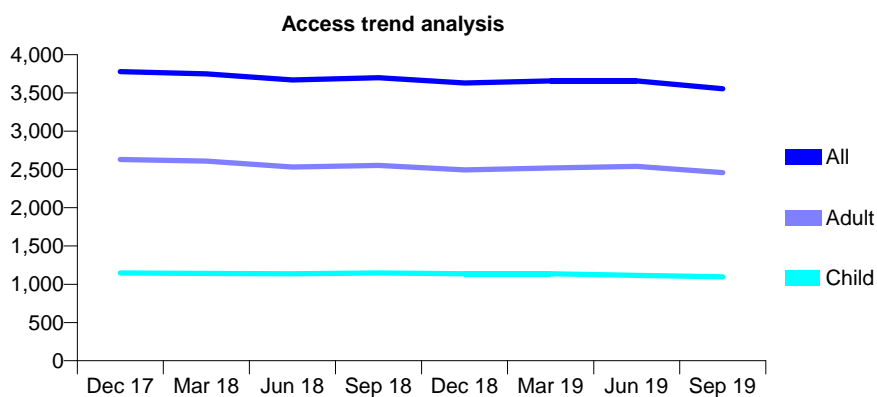
Q44 - Vital Signs At a Glance Contract Report for 914215/0001 - September 2019

Name or company name	Wallasey Village Dental Practice
Contract type name	GDS Contract
Purpose of contract	General
Contract start date	01/04/2006
Contract end date	

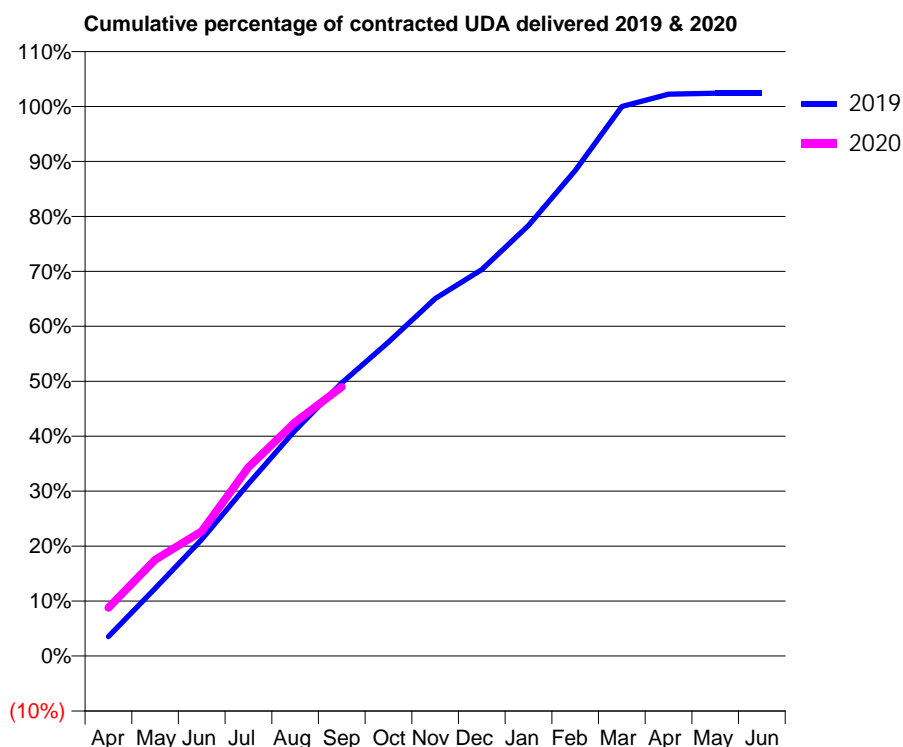
19/20 Contracted general activity (UDA)	9,700
Carry forward general activity (UDA)	0
19/20 Contracted orthodontic activity (UOA)	0
Carry forward orthodontic activity (UOA)	0
Baseline contract value	£308,237.50

ACCESS*

Patients seen in 24 months	Total	Change since previous quarter
Quarter ending September 2018	3,700	
Quarter ending December 2018	3,630	↓
Quarter ending March 2019	3,657	→
Quarter ending June 2019	3,658	→
Quarter ending September 2019	3,555	↓
Variance since September 2018	(3.9%)	↓



ACTIVITY



Month	Adjusted Scheduled Activity (UDA)	
	2019	2020
April	342	851
May	1,194	1,701
June	2,058	2,202
July	3,042	3,332
August	3,985	4,128
September	4,822	4,750
October	5,539	
November	6,309	
December	6,820	
January	7,598	
February	8,569	
March	9,698	
April	9,915	
May	9,934	
June	9,934	

QUALITY

	Quantity	Base Number	Contract	AT	Region	England
% of FP17s for the same patient ID Re-attending within 3 months - Children	38	755	5.0%	11.6%	12.1%	11.5%
% of FP17s for the same patient ID Re-attending within 3 months - Adults	162	1,405	11.5%	16.0%	15.6%	15.4%
% of FP17s for the same patient ID Re-attending between 3 & 9 months - Children	377	755	49.9%	57.9%	61.2%	59.7%
% of FP17s for the same patient ID Re-attending between 3 & 9 months - Adults	605	1,405	43.1%	52.7%	54.3%	51.7%
% of FP17s for Band 1 Urgent Courses	193	2,055	9.4%	9.9%	9.1%	9.2%
% of FP17s Relating to Free Repair or Replacements	10	2,055	0.5%	1.0%	0.9%	0.7%
% of FP17s Relating to Continuations	14	2,055	0.7%	1.0%	1.0%	0.8%
% of Patients satisfied with the dentistry they have received	2	3	N/A	92.9%	94.4%	93.5%
% of Patients satisfied with the time they had to wait for an appointment	2	3	N/A	86.5%	88.1%	87.4%

* This is based on patients treated on this contract for their most recent course of treatment. Figures in italics indicate the base number of FP17s or Patient Questionnaire responses are less than 100. N/A is shown where the base number of responses is less than 10 during the period. % is calculated as Quantity/Base number*100

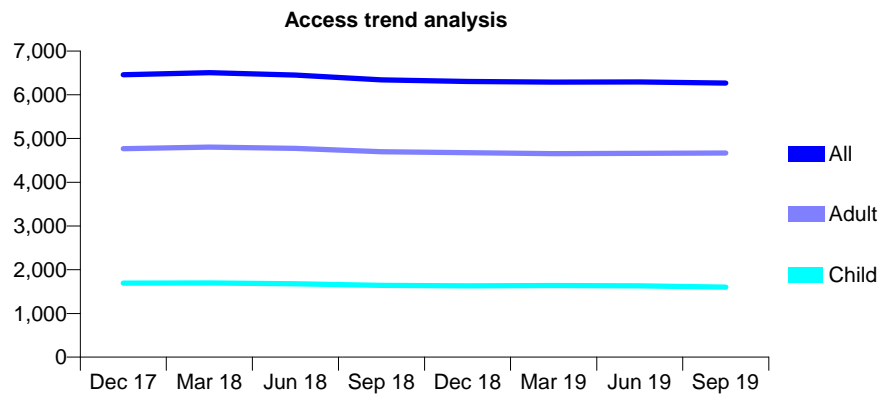
Q44 - Vital Signs At a Glance Contract Report for 914479/0001 - September 2019

Name or company name	Heswall Dental Partnership
Contract type name	GDS Contract
Purpose of contract	General
Contract start date	01/04/2006
Contract end date	

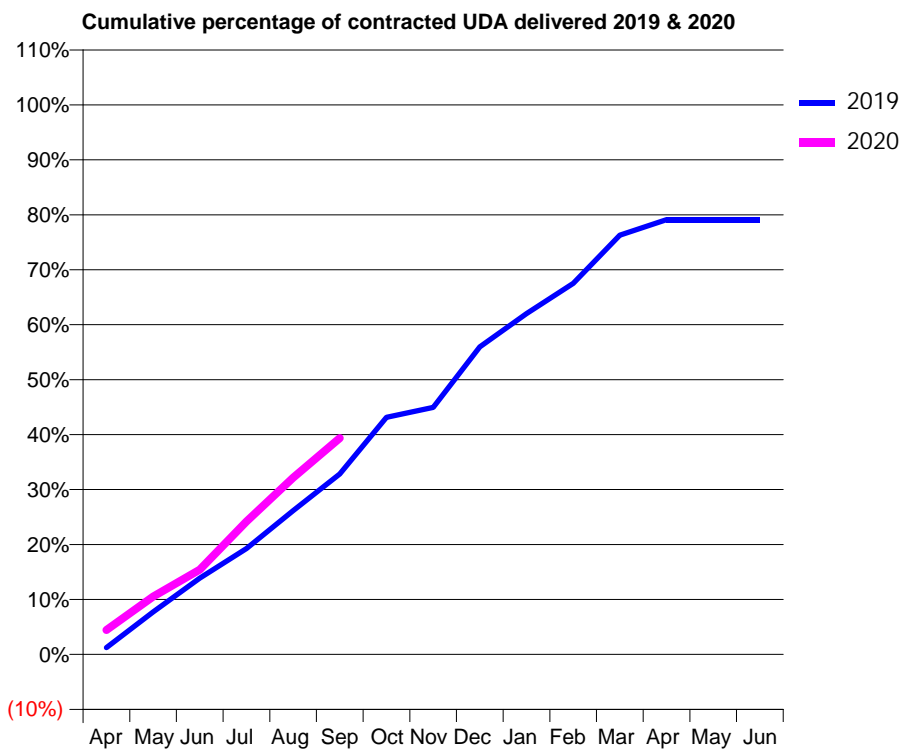
19/20 Contracted general activity (UDA)	16,750
Carry forward general activity (UDA)	0
19/20 Contracted orthodontic activity (UOA)	0
Carry forward orthodontic activity (UOA)	0
Baseline contract value	£509,527.37

ACCESS*

Patients seen in 24 months	Total	Change since previous quarter
Quarter ending September 2018	6,341	
Quarter ending December 2018	6,305	→
Quarter ending March 2019	6,291	→
Quarter ending June 2019	6,293	→
Quarter ending September 2019	6,269	→
Variance since September 2018	(1.1%)	↓



ACTIVITY



Month	2019	2020
April	211	747
May	1,294	1,766
June	2,328	2,584
July	3,229	4,051
August	4,382	5,389
September	5,501	6,592
October	7,225	
November	7,531	
December	9,376	
January	10,386	
February	11,310	
March	12,776	
April	13,251	
May	13,250	
June	13,253	

QUALITY

	Quantity	Base Number	Contract	AT	Region	England
% of FP17s for the same patient ID Re-attending within 3 months - Children	81	1,106	7.3%	11.6%	12.1%	11.5%
% of FP17s for the same patient ID Re-attending within 3 months - Adults	347	2,829	12.3%	16.0%	15.6%	15.4%
% of FP17s for the same patient ID Re-attending between 3 & 9 months - Children	527	1,106	47.6%	57.9%	61.2%	59.7%
% of FP17s for the same patient ID Re-attending between 3 & 9 months - Adults	1,222	2,829	43.2%	52.7%	54.3%	51.7%
% of FP17s for Band 1 Urgent Courses	311	3,362	9.3%	9.9%	9.1%	9.2%
% of FP17s Relating to Free Repair or Replacements	46	3,362	1.4%	1.0%	0.9%	0.7%
% of FP17s Relating to Continuations	11	3,362	0.3%	1.0%	1.0%	0.8%
% of Patients satisfied with the dentistry they have received	1	1	N/A	92.9%	94.4%	93.5%
% of Patients satisfied with the time they had to wait for an appointment	1	1	N/A	86.5%	88.1%	87.4%

* This is based on patients treated on this contract for their most recent course of treatment. Figures in italics indicate the base number of FP17s or Patient Questionnaire responses are less than 100. N/A is shown where the base number of responses is less than 10 during the period. % is calculated as Quantity/Base number*100

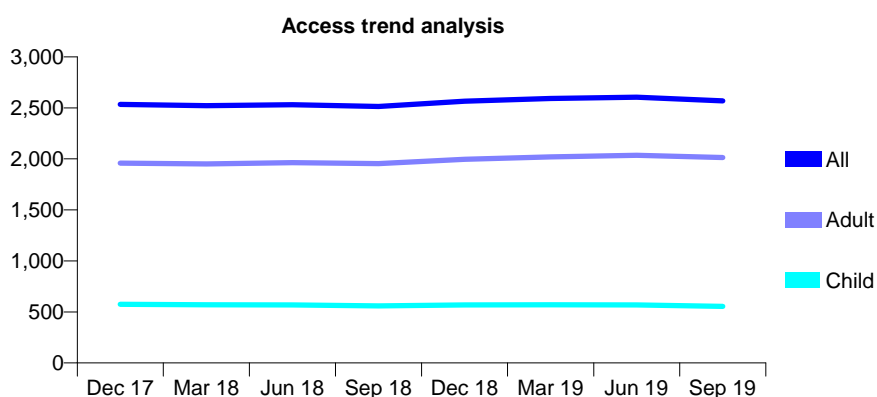
Q44 - Vital Signs At a Glance Contract Report for 927511/0001 - September 2019

Name or company name	MISS AS DEVINE
Contract type name	GDS Contract
Purpose of contract	General
Contract start date	01/04/2006
Contract end date	

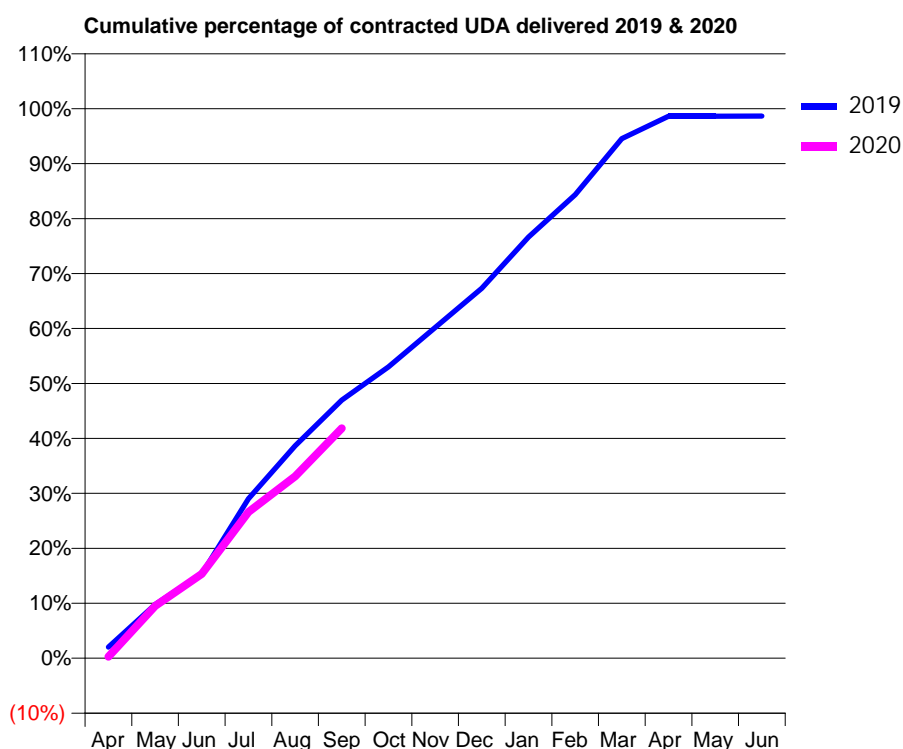
19/20 Contracted general activity (UDA)	7,500
Carry forward general activity (UDA)	100
19/20 Contracted orthodontic activity (UOA)	0
Carry forward orthodontic activity (UOA)	0
Baseline contract value	£208,978.05

ACCESS*

Patients seen in 24 months	Total	Change since previous quarter
Quarter ending September 2018	2,513	
Quarter ending December 2018	2,566	↑
Quarter ending March 2019	2,591	→
Quarter ending June 2019	2,604	→
Quarter ending September 2019	2,569	↓
Variance since September 2018	2.2%	↑



ACTIVITY



Month	2019	2020
April	153	22
May	733	712
June	1,151	1,149
July	2,178	1,995
August	2,901	2,482
September	3,523	3,139
October	3,976	
November	4,515	
December	5,047	
January	5,749	
February	6,326	
March	7,090	
April	7,396	
May	7,396	
June	7,399	

QUALITY

	Quantity	Base Number	Contract	AT	Region	England
% of FP17s for the same patient ID Re-attending within 3 months - Children	35	425	8.2%	11.6%	12.1%	11.5%
% of FP17s for the same patient ID Re-attending within 3 months - Adults	217	1,601	13.6%	16.0%	15.6%	15.4%
% of FP17s for the same patient ID Re-attending between 3 & 9 months - Children	256	425	60.2%	57.9%	61.2%	59.7%
% of FP17s for the same patient ID Re-attending between 3 & 9 months - Adults	948	1,601	59.2%	52.7%	54.3%	51.7%
% of FP17s for Band 1 Urgent Courses	57	1,862	3.1%	9.9%	9.1%	9.2%
% of FP17s Relating to Free Repair or Replacements	28	1,862	1.5%	1.0%	0.9%	0.7%
% of FP17s Relating to Continuations	6	1,862	0.3%	1.0%	1.0%	0.8%
% of Patients satisfied with the dentistry they have received	1	1	N/A	92.9%	94.4%	93.5%
% of Patients satisfied with the time they had to wait for an appointment	1	1	N/A	86.5%	88.1%	87.4%

* This is based on patients treated on this contract for their most recent course of treatment.

Figures in italics indicate the base number of FP17s or Patient Questionnaire responses are less than 100. N/A is shown where the base number of responses is less than 10 during the period. % is calculated as Quantity/Base number*100

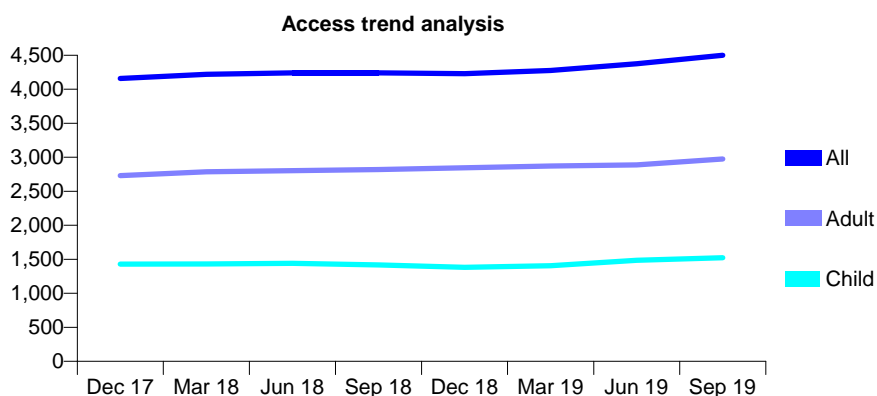
Q44 - Vital Signs At a Glance Contract Report for 931160/0001 - September 2019

Name or company name	MISS EJ MARSDEN
Contract type name	GDS Contract
Purpose of contract	General
Contract start date	01/04/2006
Contract end date	

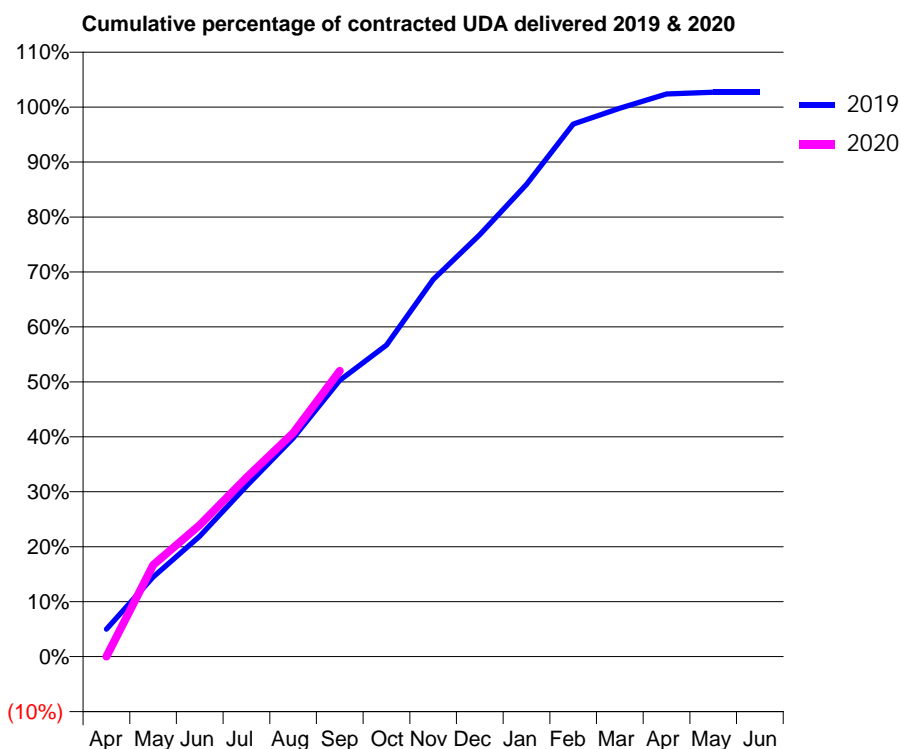
19/20 Contracted general activity (UDA)	8,915
Carry forward general activity (UDA)	0
19/20 Contracted orthodontic activity (UOA)	0
Carry forward orthodontic activity (UOA)	0
Baseline contract value	£223,769.49

ACCESS*

Patients seen in 24 months	Total	Change since previous quarter
Quarter ending September 2018	4,240	
Quarter ending December 2018	4,229	→
Quarter ending March 2019	4,278	→
Quarter ending June 2019	4,375	↑
Quarter ending September 2019	4,499	↑
Variance since September 2018	6.1%	↑



ACTIVITY



Month	Adjusted Scheduled Activity (UDA)	
	2019	2020
April	448	0
May	1,292	1,488
June	1,955	2,137
July	2,765	2,905
August	3,544	3,630
September	4,482	4,635
October	5,054	
November	6,120	
December	6,846	
January	7,659	
February	8,639	
March	8,897	
April	9,126	
May	9,155	
June	9,155	

QUALITY

	Quantity	Base Number	Contract	AT	Region	England
% of FP17s for the same patient ID Re-attending within 3 months - Children	103	1,504	6.8%	11.6%	12.1%	11.5%
% of FP17s for the same patient ID Re-attending within 3 months - Adults	217	2,016	10.8%	16.0%	15.6%	15.4%
% of FP17s for the same patient ID Re-attending between 3 & 9 months - Children	905	1,504	60.2%	57.9%	61.2%	59.7%
% of FP17s for the same patient ID Re-attending between 3 & 9 months - Adults	1,068	2,016	53.0%	52.7%	54.3%	51.7%
% of FP17s for Band 1 Urgent Courses	264	3,328	7.9%	9.9%	9.1%	9.2%
% of FP17s Relating to Free Repair or Replacements	6	3,328	0.2%	1.0%	0.9%	0.7%
% of FP17s Relating to Continuations	33	3,328	1.0%	1.0%	1.0%	0.8%
% of Patients satisfied with the dentistry they have received	0	0	N/A	92.9%	94.4%	93.5%
% of Patients satisfied with the time they had to wait for an appointment	0	0	N/A	86.5%	88.1%	87.4%

* This is based on patients treated on this contract for their most recent course of treatment. Figures in italics indicate the base number of FP17s or Patient Questionnaire responses are less than 100. N/A is shown where the base number of responses is less than 10 during the period. % is calculated as Quantity/Base number*100

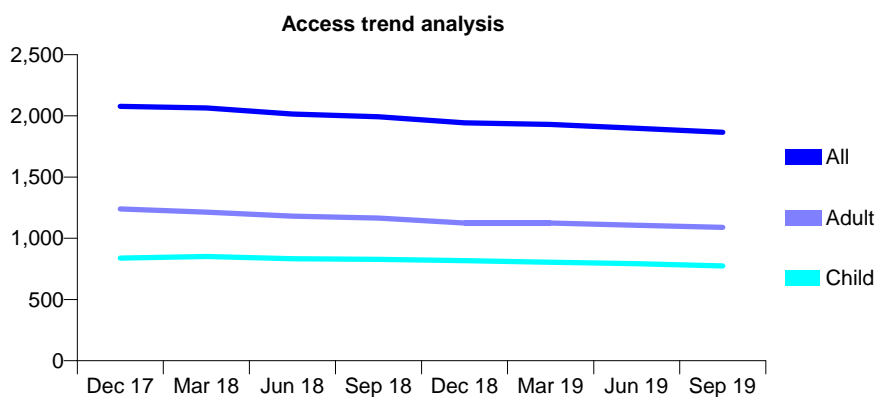
Q44 - Vital Signs At a Glance Contract Report for 933708/0001 - September 2019

Name or company name	MR JW BAX
Contract type name	GDS Contract
Purpose of contract	General
Contract start date	01/04/2006
Contract end date	

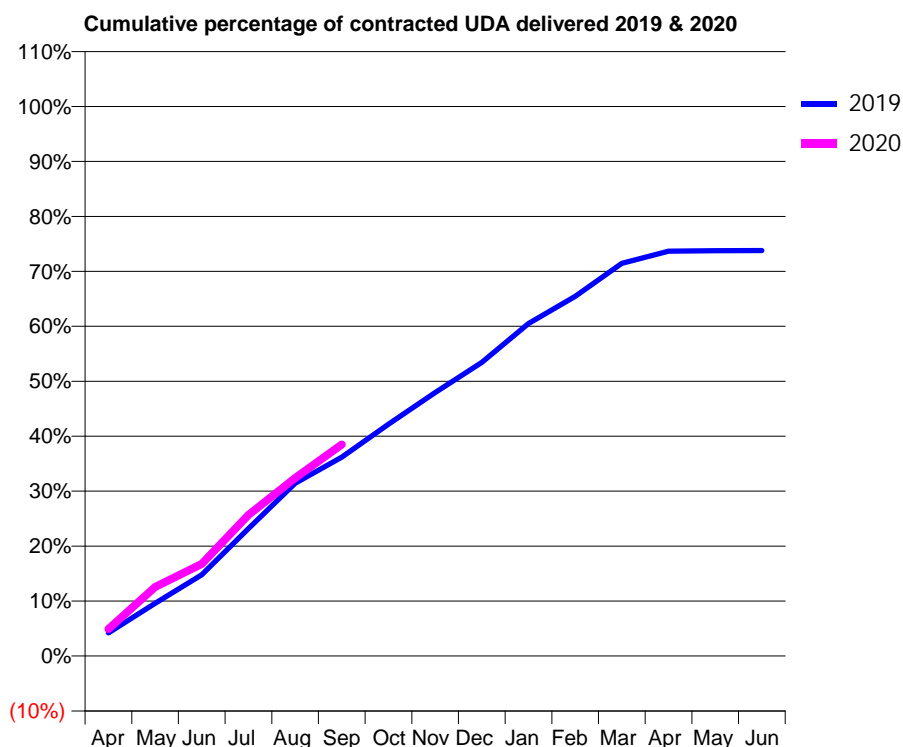
19/20 Contracted general activity (UDA)	5,750
Carry forward general activity (UDA)	0
19/20 Contracted orthodontic activity (UOA)	0
Carry forward orthodontic activity (UOA)	0
Baseline contract value	£140,332.89

ACCESS*

Patients seen in 24 months	Total	Change since previous quarter
Quarter ending September 2018	1,993	
Quarter ending December 2018	1,943	↓
Quarter ending March 2019	1,930	→
Quarter ending June 2019	1,899	↓
Quarter ending September 2019	1,865	↓
Variance since September 2018	(6.4%)	↓



ACTIVITY



Month	Adjusted Scheduled Activity (UDA)	
	2019	2020
April	309	282
May	705	722
June	1,085	963
July	1,703	1,476
August	2,307	1,864
September	2,657	2,213
October	3,096	
November	3,521	
December	3,921	
January	4,442	
February	4,805	
March	5,245	
April	5,407	
May	5,414	
June	5,415	

QUALITY

	Quantity	Base Number	Contract	AT	Region	England
% of FP17s for the same patient ID Re-attending within 3 months - Children	67	723	9.3%	11.6%	12.1%	11.5%
% of FP17s for the same patient ID Re-attending within 3 months - Adults	142	829	17.1%	16.0%	15.6%	15.4%
% of FP17s for the same patient ID Re-attending between 3 & 9 months - Children	536	723	74.1%	57.9%	61.2%	59.7%
% of FP17s for the same patient ID Re-attending between 3 & 9 months - Adults	572	829	69.0%	52.7%	54.3%	51.7%
% of FP17s for Band 1 Urgent Courses	95	1,430	6.6%	9.9%	9.1%	9.2%
% of FP17s Relating to Free Repair or Replacements	3	1,430	0.2%	1.0%	0.9%	0.7%
% of FP17s Relating to Continuations	8	1,430	0.6%	1.0%	1.0%	0.8%
% of Patients satisfied with the dentistry they have received	0	0	N/A	92.9%	94.4%	93.5%
% of Patients satisfied with the time they had to wait for an appointment	0	0	N/A	86.5%	88.1%	87.4%

* This is based on patients treated on this contract for their most recent course of treatment. Figures in italics indicate the base number of FP17s or Patient Questionnaire responses are less than 100. N/A is shown where the base number of responses is less than 10 during the period. % is calculated as Quantity/Base number*100

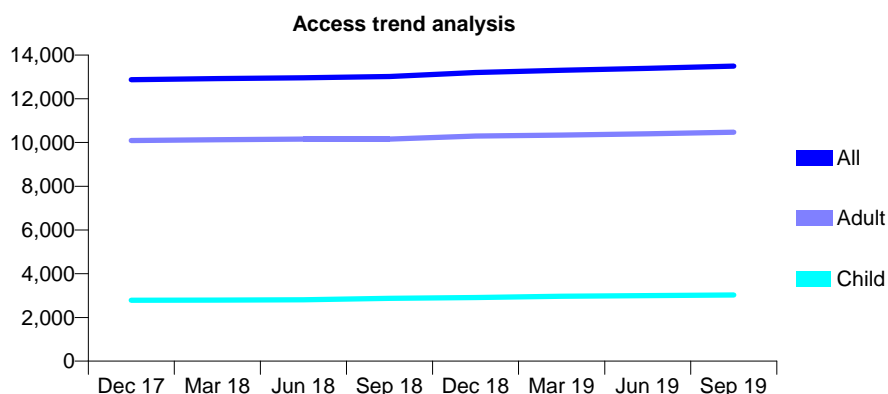
Q44 - Vital Signs At a Glance Contract Report for 935360/0001 - September 2019

Name or company name	Sutton Dental Practice
Contract type name	GDS Contract
Purpose of contract	General
Contract start date	01/04/2006
Contract end date	

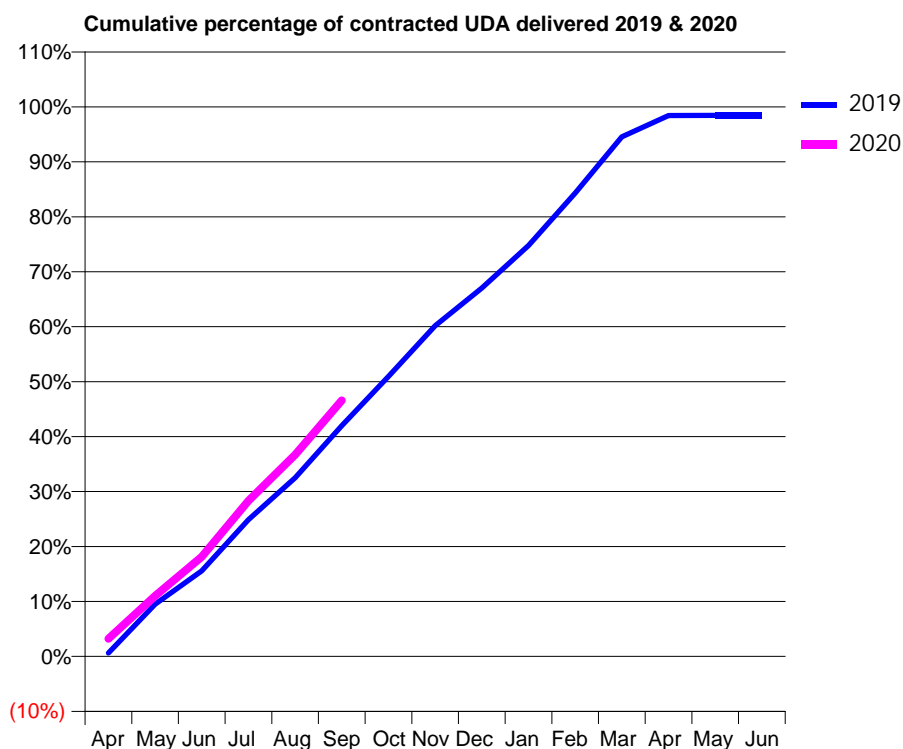
19/20 Contracted general activity (UDA)	40,588
Carry forward general activity (UDA)	632
19/20 Contracted orthodontic activity (UOA)	0
Carry forward orthodontic activity (UOA)	0
Baseline contract value	£1,235,423.86

ACCESS*

Patients seen in 24 months	Total	Change since previous quarter
Quarter ending September 2018	13,023	
Quarter ending December 2018	13,201	→
Quarter ending March 2019	13,309	→
Quarter ending June 2019	13,392	→
Quarter ending September 2019	13,497	→
Variance since September 2018	3.6%	↑



ACTIVITY



Month	Adjusted Scheduled Activity (UDA)	
	2019	2020
April	260	1,304
May	3,868	4,478
June	6,314	7,364
July	10,098	11,501
August	13,194	14,897
September	17,046	18,907
October	20,679	
November	24,436	
December	27,199	
January	30,348	
February	34,220	
March	38,369	
April	39,942	
May	39,956	
June	39,956	

QUALITY

	Quantity	Base Number	Contract	AT	Region	England
% of FP17s for the same patient ID Re-attending within 3 months - Children	176	2,326	7.6%	11.6%	12.1%	11.5%
% of FP17s for the same patient ID Re-attending within 3 months - Adults	1,085	7,771	14.0%	16.0%	15.6%	15.4%
% of FP17s for the same patient ID Re-attending between 3 & 9 months - Children	1,449	2,326	62.3%	57.9%	61.2%	59.7%
% of FP17s for the same patient ID Re-attending between 3 & 9 months - Adults	4,766	7,771	61.3%	52.7%	54.3%	51.7%
% of FP17s for Band 1 Urgent Courses	1,028	9,360	11.0%	9.9%	9.1%	9.2%
% of FP17s Relating to Free Repair or Replacements	72	9,360	0.8%	1.0%	0.9%	0.7%
% of FP17s Relating to Continuations	129	9,360	1.4%	1.0%	1.0%	0.8%
% of Patients satisfied with the dentistry they have received	4	5	N/A	92.9%	94.4%	93.5%
% of Patients satisfied with the time they had to wait for an appointment	4	5	N/A	86.5%	88.1%	87.4%

* This is based on patients treated on this contract for their most recent course of treatment. Figures in italics indicate the base number of FP17s or Patient Questionnaire responses are less than 100. N/A is shown where the base number of responses is less than 10 during the period. % is calculated as Quantity/Base number*100

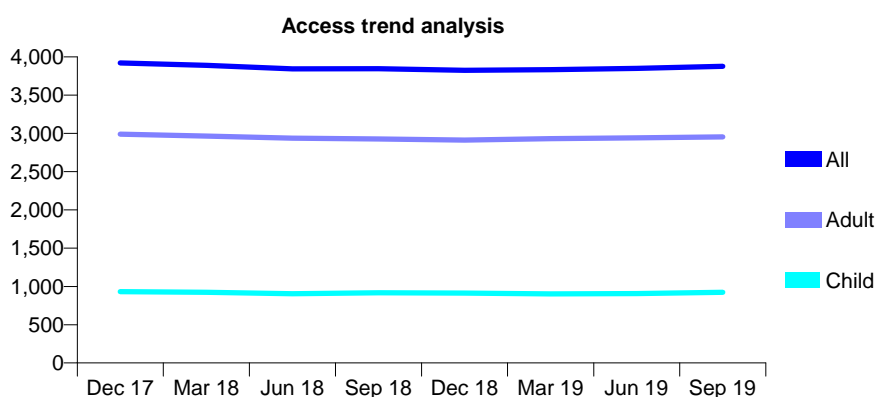
Q44 - Vital Signs At a Glance Contract Report for 938289/0001 - September 2019

Name or company name	MR KC HO
Contract type name	GDS Contract
Purpose of contract	General
Contract start date	01/04/2006
Contract end date	

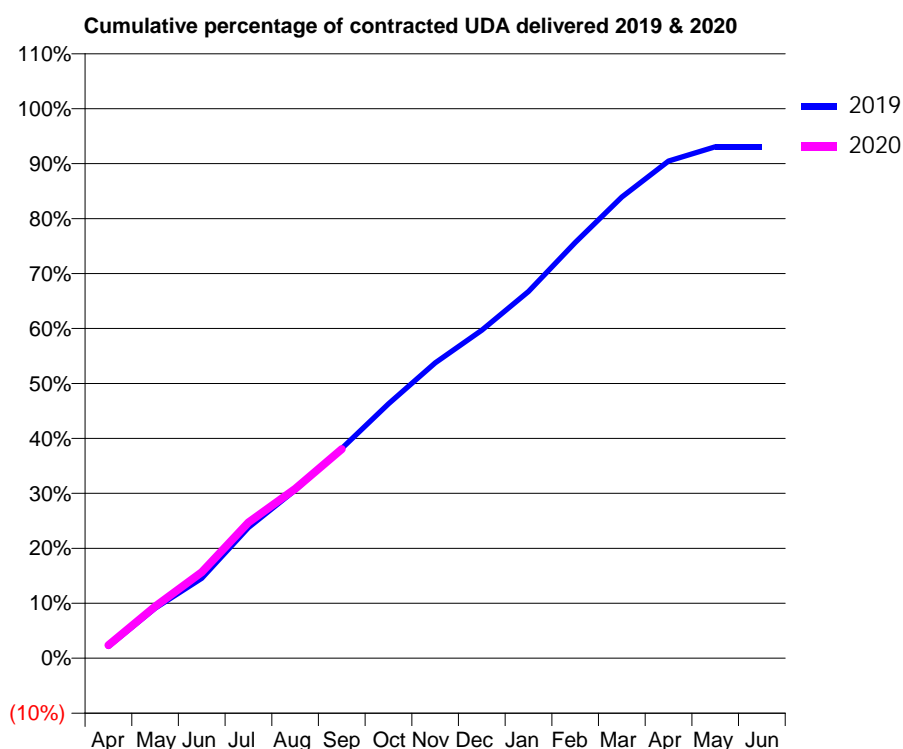
19/20 Contracted general activity (UDA)	12,193
Carry forward general activity (UDA)	0
19/20 Contracted orthodontic activity (UOA)	0
Carry forward orthodontic activity (UOA)	0
Baseline contract value	£364,538.37

ACCESS*

Patients seen in 24 months	Total	Change since previous quarter
Quarter ending September 2018	3,845	
Quarter ending December 2018	3,824	→
Quarter ending March 2019	3,832	→
Quarter ending June 2019	3,849	→
Quarter ending September 2019	3,877	→
Variance since September 2018	0.8%	→



ACTIVITY



Month	2019	2020
April	263	287
May	1,112	1,148
June	1,774	1,909
July	2,902	3,013
August	3,731	3,760
September	4,652	4,641
October	5,643	
November	6,552	
December	7,277	
January	8,138	
February	9,225	
March	10,231	
April	11,029	
May	11,347	
June	11,347	

QUALITY

	Quantity	Base Number	Contract	AT	Region	England
% of FP17s for the same patient ID Re-attending within 3 months - Children	41	837	4.9%	11.6%	12.1%	11.5%
% of FP17s for the same patient ID Re-attending within 3 months - Adults	205	1,979	10.4%	16.0%	15.6%	15.4%
% of FP17s for the same patient ID Re-attending between 3 & 9 months - Children	565	837	67.5%	57.9%	61.2%	59.7%
% of FP17s for the same patient ID Re-attending between 3 & 9 months - Adults	1,095	1,979	55.3%	52.7%	54.3%	51.7%
% of FP17s for Band 1 Urgent Courses	172	2,505	6.9%	9.9%	9.1%	9.2%
% of FP17s Relating to Free Repair or Replacements	30	2,505	1.2%	1.0%	0.9%	0.7%
% of FP17s Relating to Continuations	21	2,505	0.8%	1.0%	1.0%	0.8%
% of Patients satisfied with the dentistry they have received	0	0	N/A	92.9%	94.4%	93.5%
% of Patients satisfied with the time they had to wait for an appointment	0	0	N/A	86.5%	88.1%	87.4%

* This is based on patients treated on this contract for their most recent course of treatment.

Figures in italics indicate the base number of FP17s or Patient Questionnaire responses are less than 100. N/A is shown where the base number of responses is less than 10 during the period. % is calculated as Quantity/Base number*100

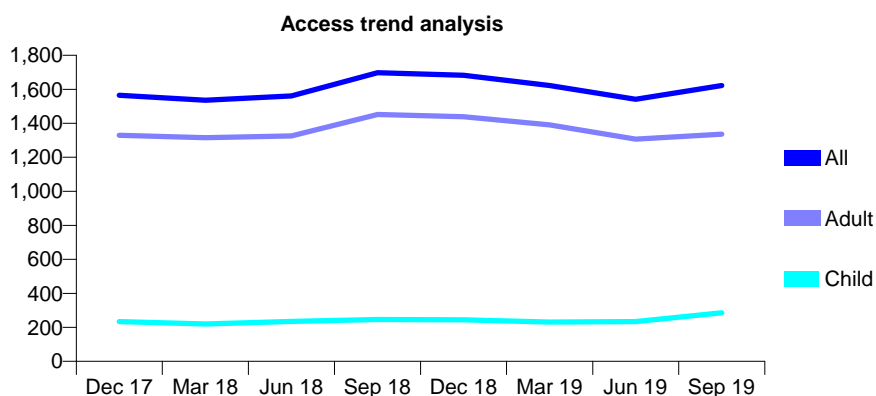
Q44 - Vital Signs At a Glance Contract Report for 960071/0001 - September 2019

Name or company name	Mroke, Mroke and Ladjevardi
Contract type name	GDS Contract
Purpose of contract	General
Contract start date	10/10/2006
Contract end date	

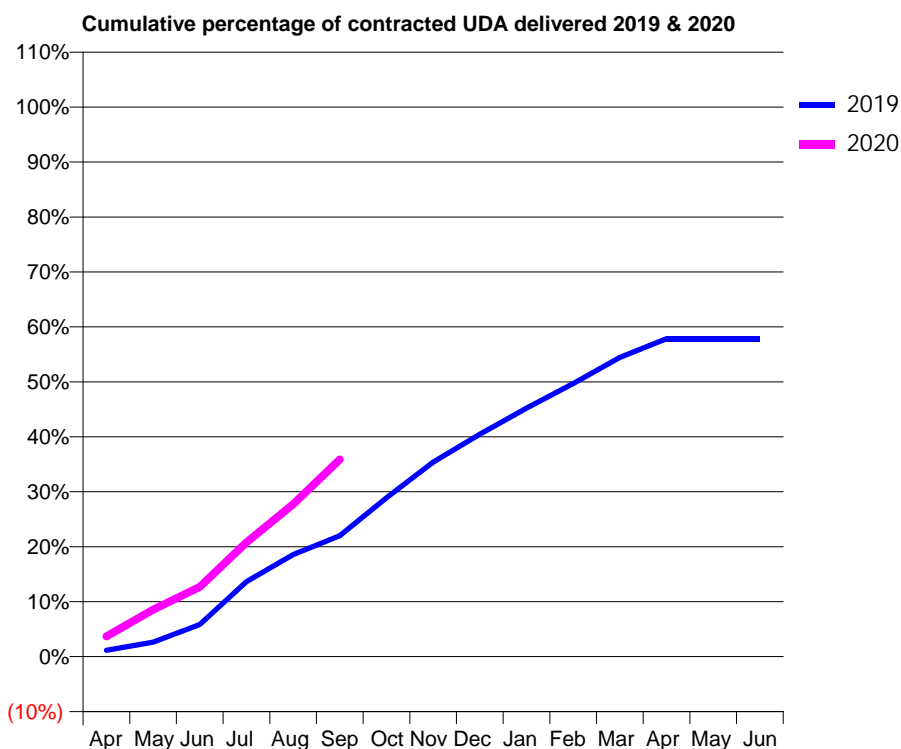
19/20 Contracted general activity (UDA)	5,618
Carry forward general activity (UDA)	0
19/20 Contracted orthodontic activity (UOA)	0
Carry forward orthodontic activity (UOA)	0
Baseline contract value	£153,371.40

ACCESS*

Patients seen in 24 months	Total	Change since previous quarter
Quarter ending September 2018	1,698	
Quarter ending December 2018	1,683	→
Quarter ending March 2019	1,622	↓
Quarter ending June 2019	1,541	↓
Quarter ending September 2019	1,622	↑
Variance since September 2018	(4.5%)	↓



ACTIVITY



Month	Adjusted Scheduled Activity (UDA)	
	2019	2020
April	88	206
May	200	480
June	444	713
July	1,040	1,167
August	1,414	1,558
September	1,675	2,016
October	2,202	
November	2,696	
December	3,083	
January	3,445	
February	3,787	
March	4,147	
April	4,408	
May	4,408	
June	4,408	

QUALITY

	Quantity	Base Number	Contract	AT	Region	England
% of FP17s for the same patient ID Re-attending within 3 months - Children	9	218	4.1%	11.6%	12.1%	11.5%
% of FP17s for the same patient ID Re-attending within 3 months - Adults	110	1,011	10.9%	16.0%	15.6%	15.4%
% of FP17s for the same patient ID Re-attending between 3 & 9 months - Children	73	218	33.5%	57.9%	61.2%	59.7%
% of FP17s for the same patient ID Re-attending between 3 & 9 months - Adults	582	1,011	57.6%	52.7%	54.3%	51.7%
% of FP17s for Band 1 Urgent Courses	156	1,123	13.9%	9.9%	9.1%	9.2%
% of FP17s Relating to Free Repair or Replacements	4	1,123	0.4%	1.0%	0.9%	0.7%
% of FP17s Relating to Continuations	1	1,123	0.1%	1.0%	1.0%	0.8%
% of Patients satisfied with the dentistry they have received	1	2	N/A	92.9%	94.4%	93.5%
% of Patients satisfied with the time they had to wait for an appointment	1	2	N/A	86.5%	88.1%	87.4%

* This is based on patients treated on this contract for their most recent course of treatment. Figures in italics indicate the base number of FP17s or Patient Questionnaire responses are less than 100. N/A is shown where the base number of responses is less than 10 during the period. % is calculated as Quantity/Base number*100

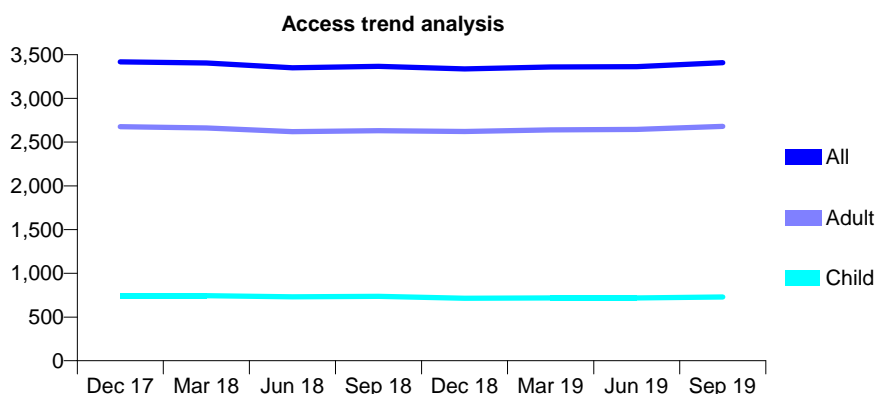
Q44 - Vital Signs At a Glance Contract Report for 968404/0001 - September 2019

Name or company name	MR WK ASKAR
Contract type name	GDS Contract
Purpose of contract	General
Contract start date	22/09/2007
Contract end date	

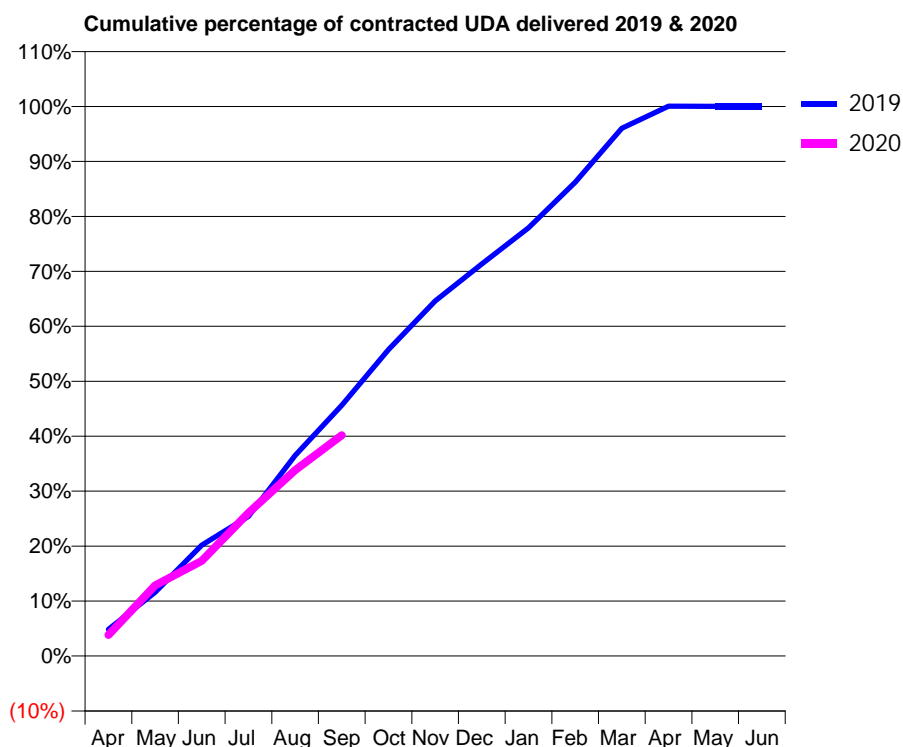
19/20 Contracted general activity (UDA)	8,417
Carry forward general activity (UDA)	0
19/20 Contracted orthodontic activity (UOA)	0
Carry forward orthodontic activity (UOA)	0
Baseline contract value	£235,770.91

ACCESS*

Patients seen in 24 months	Total	Change since previous quarter
Quarter ending September 2018	3,367	
Quarter ending December 2018	3,338	→
Quarter ending March 2019	3,359	→
Quarter ending June 2019	3,363	→
Quarter ending September 2019	3,409	→
Variance since September 2018	1.2%	→



ACTIVITY



Month	Adjusted Scheduled Activity (UDA)	
	2019	2020
April	410	324
May	978	1,081
June	1,698	1,458
July	2,140	2,192
August	3,073	2,847
September	3,840	3,381
October	4,693	
November	5,438	
December	6,004	
January	6,558	
February	7,256	
March	8,084	
April	8,419	
May	8,419	
June	8,419	

QUALITY

	Quantity	Base Number	Contract	AT	Region	England
% of FP17s for the same patient ID Re-attending within 3 months - Children	41	488	8.4%	11.6%	12.1%	11.5%
% of FP17s for the same patient ID Re-attending within 3 months - Adults	359	1,769	20.3%	16.0%	15.6%	15.4%
% of FP17s for the same patient ID Re-attending between 3 & 9 months - Children	258	488	52.9%	57.9%	61.2%	59.7%
% of FP17s for the same patient ID Re-attending between 3 & 9 months - Adults	842	1,769	47.6%	52.7%	54.3%	51.7%
% of FP17s for Band 1 Urgent Courses	264	1,629	16.2%	9.9%	9.1%	9.2%
% of FP17s Relating to Free Repair or Replacements	31	1,629	1.9%	1.0%	0.9%	0.7%
% of FP17s Relating to Continuations	20	1,629	1.2%	1.0%	1.0%	0.8%
% of Patients satisfied with the dentistry they have received	0	0	N/A	92.9%	94.4%	93.5%
% of Patients satisfied with the time they had to wait for an appointment	0	0	N/A	86.5%	88.1%	87.4%

* This is based on patients treated on this contract for their most recent course of treatment.

Figures in italics indicate the base number of FP17s or Patient Questionnaire responses are less than 100. N/A is shown where the base number of responses is less than 10 during the period. % is calculated as Quantity/Base number*100

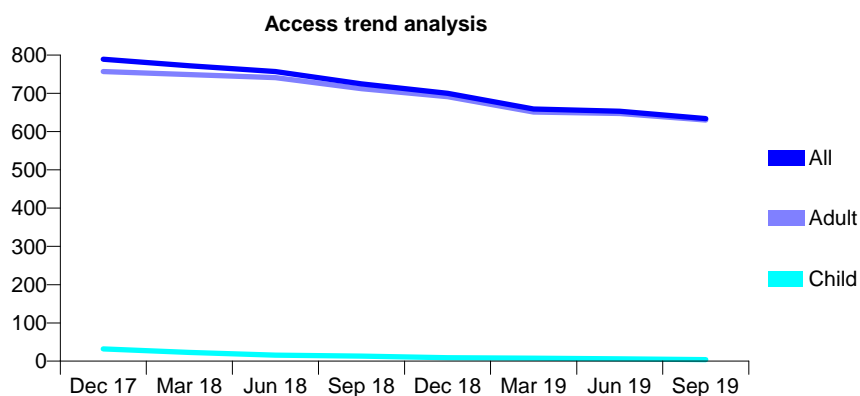
Q44 - Vital Signs At a Glance Contract Report for 968404/0003 - September 2019

Name or company name	MR WK ASKAR
Contract type name	PDS Contract
Purpose of contract	General
Contract start date	01/07/2015
Contract end date	30/06/2023

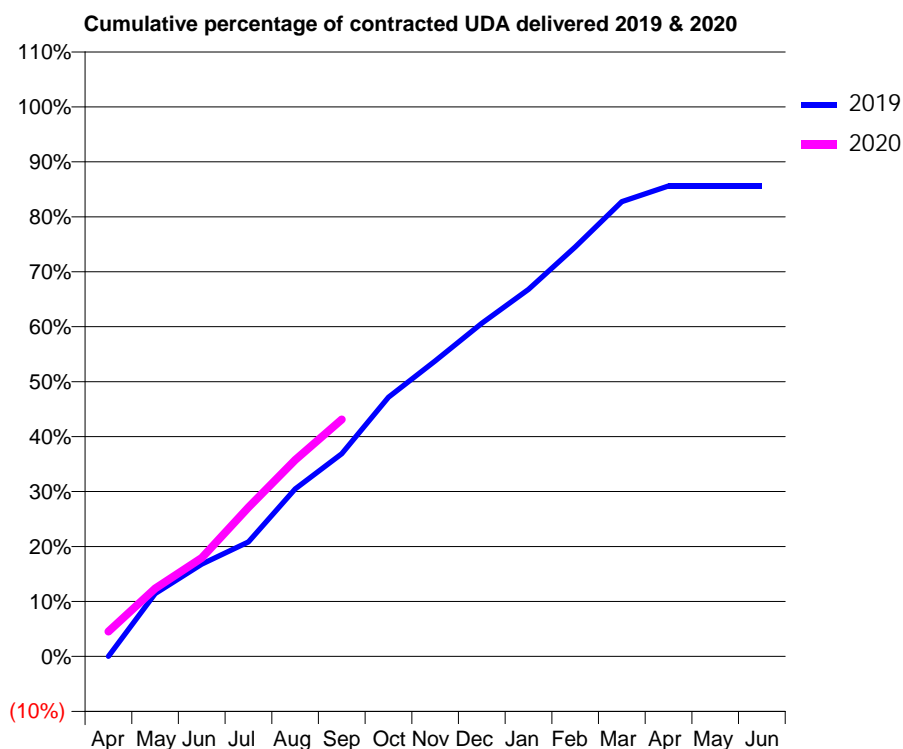
19/20 Contracted general activity (UDA)	7,500
Carry forward general activity (UDA)	0
19/20 Contracted orthodontic activity (UOA)	0
Carry forward orthodontic activity (UOA)	0
Baseline contract value	£394,012.54

ACCESS*

Patients seen in 24 months	Total	Change since previous quarter
Quarter ending September 2018	725	
Quarter ending December 2018	700	↓
Quarter ending March 2019	659	↓
Quarter ending June 2019	653	→
Quarter ending September 2019	634	↓
Variance since September 2018	(12.6%)	↓



ACTIVITY



Month	2019	2020
April	0	339
May	858	927
June	1,260	1,344
July	1,563	2,034
August	2,286	2,682
September	2,766	3,234
October	3,537	
November	4,032	
December	4,545	
January	5,010	
February	5,589	
March	6,207	
April	6,420	
May	6,420	
June	6,420	

QUALITY

	Quantity	Base Number	Contract	AT	Region	England
% of FP17s for the same patient ID Re-attending within 3 months - Children	0	11	0.0%	11.6%	12.1%	11.5%
% of FP17s for the same patient ID Re-attending within 3 months - Adults	21	1,141	1.8%	16.0%	15.6%	15.4%
% of FP17s for the same patient ID Re-attending between 3 & 9 months - Children	0	11	0.0%	57.9%	61.2%	59.7%
% of FP17s for the same patient ID Re-attending between 3 & 9 months - Adults	14	1,141	1.2%	52.7%	54.3%	51.7%
% of FP17s for Band 1 Urgent Courses	0	1,078	0.0%	9.9%	9.1%	9.2%
% of FP17s Relating to Free Repair or Replacements	0	1,078	0.0%	1.0%	0.9%	0.7%
% of FP17s Relating to Continuations	1	1,078	0.1%	1.0%	1.0%	0.8%
% of Patients satisfied with the dentistry they have received	1	1	N/A	92.9%	94.4%	93.5%
% of Patients satisfied with the time they had to wait for an appointment	1	1	N/A	86.5%	88.1%	87.4%

* This is based on patients treated on this contract for their most recent course of treatment. Figures in italics indicate the base number of FP17s or Patient Questionnaire responses are less than 100. N/A is shown where the base number of responses is less than 10 during the period. % is calculated as Quantity/Base number*100

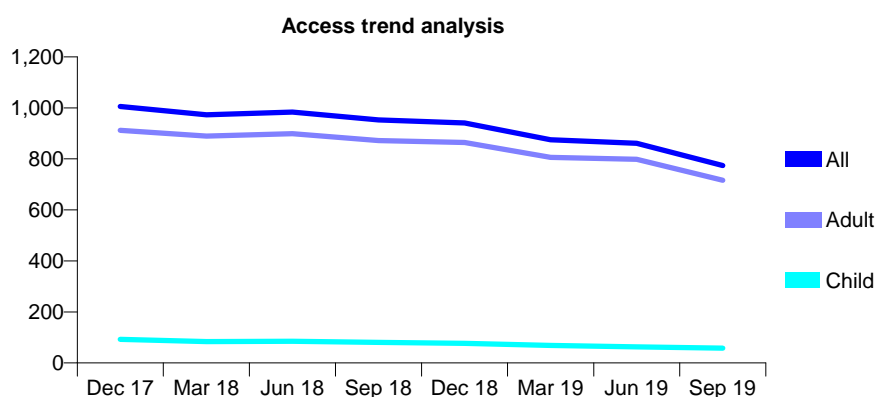
Q44 - Vital Signs At a Glance Contract Report for 986801/0005 - September 2019

Name or company name	MR MN DEVLIN
Contract type name	GDS Contract
Purpose of contract	General
Contract start date	01/10/2007
Contract end date	

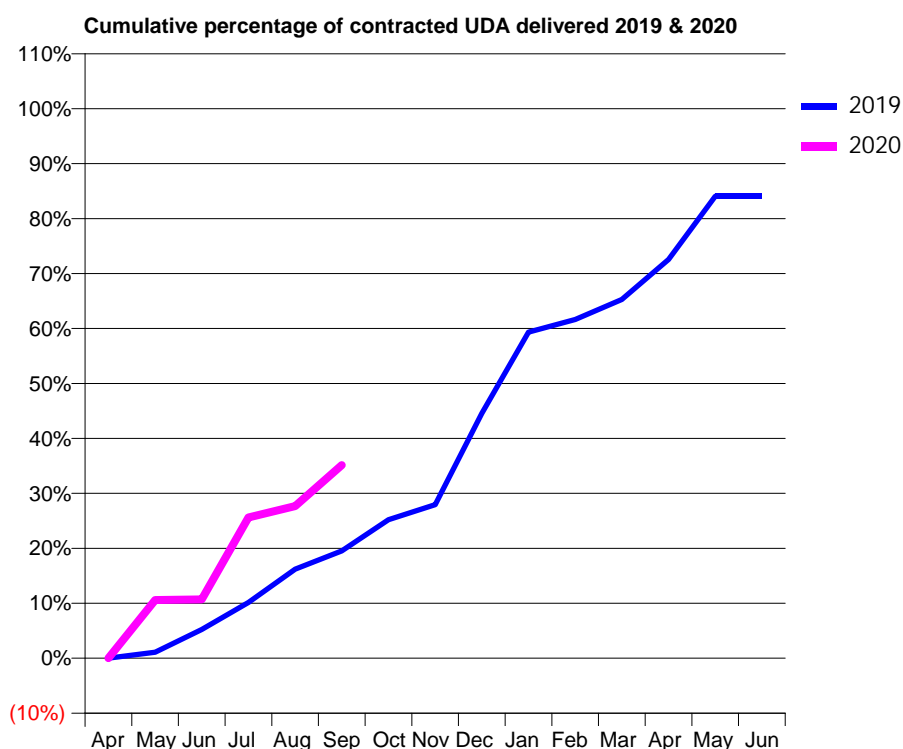
19/20 Contracted general activity (UDA)	1,900
Carry forward general activity (UDA)	0
19/20 Contracted orthodontic activity (UOA)	0
Carry forward orthodontic activity (UOA)	0
Baseline contract value	£36,708.00

ACCESS*

Patients seen in 24 months	Total	Change since previous quarter
Quarter ending September 2018	953	
Quarter ending December 2018	941	↓
Quarter ending March 2019	875	↓
Quarter ending June 2019	861	↓
Quarter ending September 2019	774	↓
Variance since September 2018	(18.8%)	↓



ACTIVITY



Month	Adjusted Scheduled Activity (UDA)	
	2019	2020
April	0	0
May	25	201
June	119	203
July	231	487
August	369	526
September	444	668
October	574	
November	636	
December	1,013	
January	1,350	
February	1,402	
March	1,485	
April	1,651	
May	1,912	
June	1,912	

QUALITY

	Quantity	Base Number	Contract	AT	Region	England
% of FP17s for the same patient ID Re-attending within 3 months - Children	5	41	12.2%	11.6%	12.1%	11.5%
% of FP17s for the same patient ID Re-attending within 3 months - Adults	62	436	14.2%	16.0%	15.6%	15.4%
% of FP17s for the same patient ID Re-attending between 3 & 9 months - Children	10	41	24.4%	57.9%	61.2%	59.7%
% of FP17s for the same patient ID Re-attending between 3 & 9 months - Adults	225	436	51.6%	52.7%	54.3%	51.7%
% of FP17s for Band 1 Urgent Courses	23	328	7.0%	9.9%	9.1%	9.2%
% of FP17s Relating to Free Repair or Replacements	1	328	0.3%	1.0%	0.9%	0.7%
% of FP17s Relating to Continuations	0	328	0.0%	1.0%	1.0%	0.8%
% of Patients satisfied with the dentistry they have received	1	1	N/A	92.9%	94.4%	93.5%
% of Patients satisfied with the time they had to wait for an appointment	1	1	N/A	86.5%	88.1%	87.4%

* This is based on patients treated on this contract for their most recent course of treatment.

Figures in italics indicate the base number of FP17s or Patient Questionnaire responses are less than 100. N/A is shown where the base number of responses is less than 10 during the period. % is calculated as Quantity/Base number*100

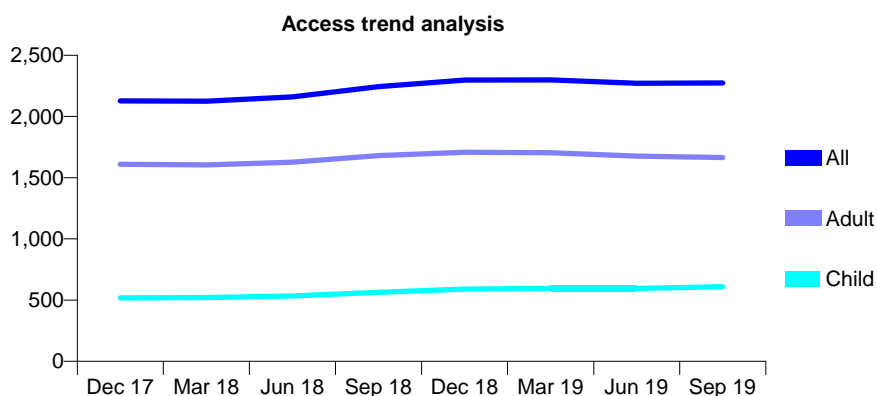
Q44 - Vital Signs At a Glance Contract Report for 990175/0001 - September 2019

Name or company name	Dr Vicknesh Tasen
Contract type name	GDS Contract
Purpose of contract	General
Contract start date	01/04/2006
Contract end date	

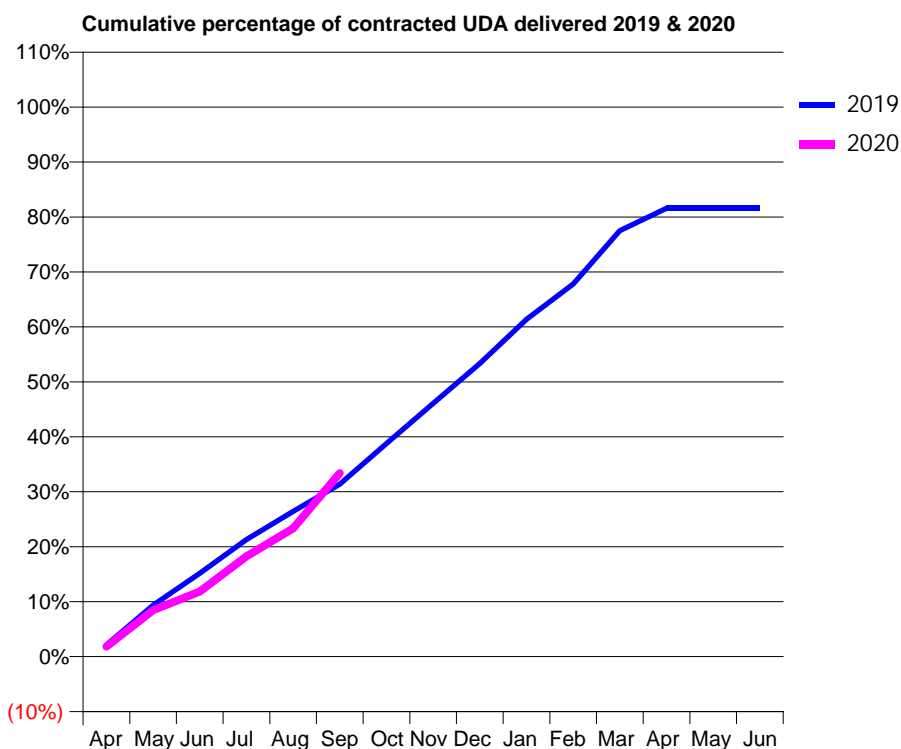
19/20 Contracted general activity (UDA)	6,000
Carry forward general activity (UDA)	0
19/20 Contracted orthodontic activity (UOA)	0
Carry forward orthodontic activity (UOA)	0
Baseline contract value	£165,038.29

ACCESS*

Patients seen in 24 months	Total	Change since previous quarter
Quarter ending September 2018	2,244	
Quarter ending December 2018	2,297	↑
Quarter ending March 2019	2,299	→
Quarter ending June 2019	2,272	↓
Quarter ending September 2019	2,274	→
Variance since September 2018	1.3%	→



ACTIVITY



Month	Adjusted Scheduled Activity (UDA)	
	2019	2020
April	129	110
May	562	508
June	910	711
July	1,279	1,094
August	1,586	1,401
September	1,883	2,004
October	2,326	
November	2,766	
December	3,199	
January	3,682	
February	4,068	
March	4,651	
April	4,896	
May	4,896	
June	4,896	

QUALITY

	Quantity	Base Number	Contract	AT	Region	England
% of FP17s for the same patient ID Re-attending within 3 months - Children	29	363	8.0%	11.6%	12.1%	11.5%
% of FP17s for the same patient ID Re-attending within 3 months - Adults	133	864	15.4%	16.0%	15.6%	15.4%
% of FP17s for the same patient ID Re-attending between 3 & 9 months - Children	155	363	42.7%	57.9%	61.2%	59.7%
% of FP17s for the same patient ID Re-attending between 3 & 9 months - Adults	427	864	49.4%	52.7%	54.3%	51.7%
% of FP17s for Band 1 Urgent Courses	98	908	10.8%	9.9%	9.1%	9.2%
% of FP17s Relating to Free Repair or Replacements	9	908	1.0%	1.0%	0.9%	0.7%
% of FP17s Relating to Continuations	18	908	2.0%	1.0%	1.0%	0.8%
% of Patients satisfied with the dentistry they have received	3	4	N/A	92.9%	94.4%	93.5%
% of Patients satisfied with the time they had to wait for an appointment	1	4	N/A	86.5%	88.1%	87.4%

* This is based on patients treated on this contract for their most recent course of treatment. Figures in italics indicate the base number of FP17s or Patient Questionnaire responses are less than 100. N/A is shown where the base number of responses is less than 10 during the period. % is calculated as Quantity/Base number*100

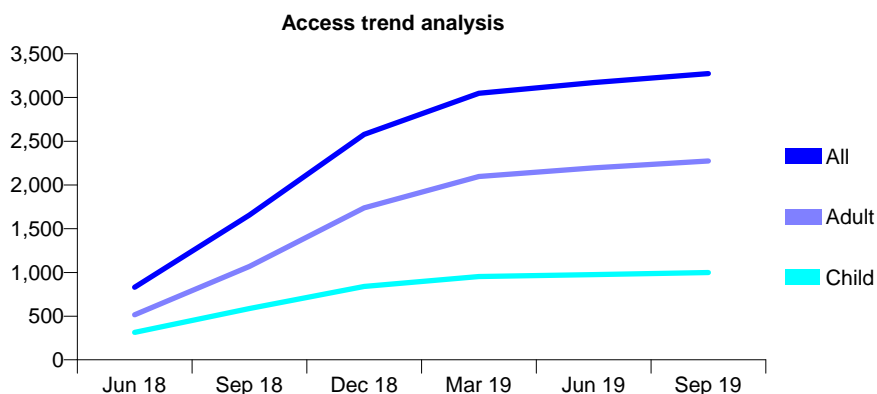
Q45 - Vital Signs At a Glance Contract Report for 100704/0000 - September 2019

Name or company name	Genix Healthcare Ltd
Contract type name	GDS Contract
Purpose of contract	General
Contract start date	01/04/2018
Contract end date	

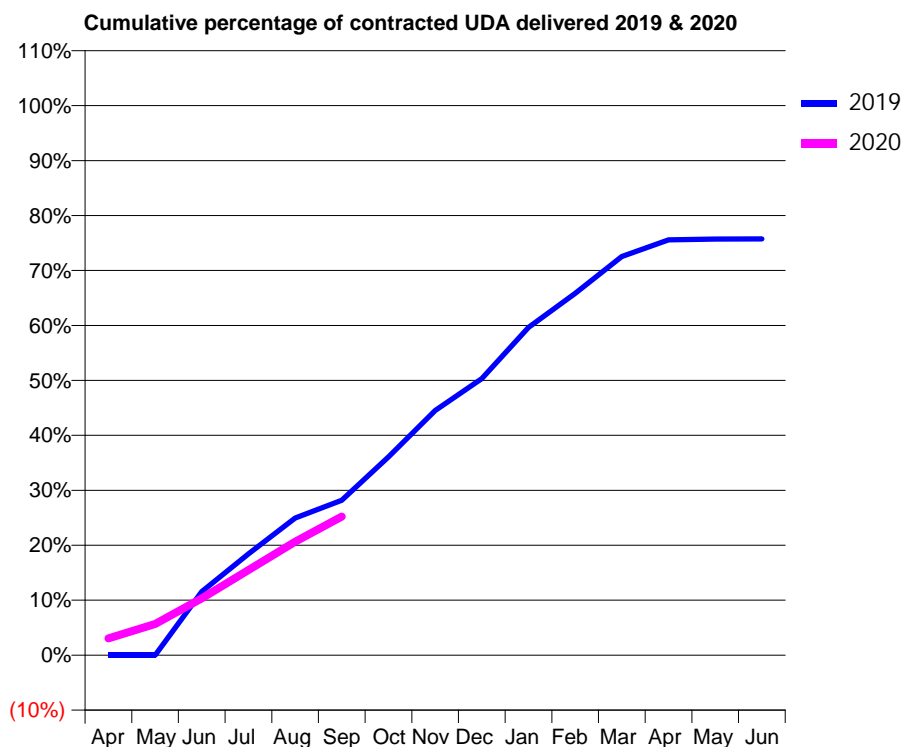
19/20 Contracted general activity (UDA)	12,000
Carry forward general activity (UDA)	0
19/20 Contracted orthodontic activity (UOA)	0
Carry forward orthodontic activity (UOA)	0
Baseline contract value	£329,173.09

ACCESS*

Patients seen in 24 months	Total	Change since previous quarter
Quarter ending September 2018	1,655	
Quarter ending December 2018	2,578	↑
Quarter ending March 2019	3,050	↑
Quarter ending June 2019	3,172	↑
Quarter ending September 2019	3,274	↑
Variance since September 2018	97.8%	↑



ACTIVITY



Month	Adjusted Scheduled Activity (UDA)	
	2019	2020
April	0	368
May	0	682
June	1,387	1,243
July	2,211	1,859
August	2,994	2,477
September	3,381	3,026
October	4,328	
November	5,342	
December	6,039	
January	7,155	
February	7,902	
March	8,704	
April	9,067	
May	9,086	
June	9,090	

QUALITY

	Quantity	Base Number	Contract	AT	Region	England
% of FP17s for the same patient ID Re-attending within 3 months - Children	18	556	3.2%	11.7%	12.1%	11.5%
% of FP17s for the same patient ID Re-attending within 3 months - Adults	65	1,182	5.5%	14.7%	15.6%	15.4%
% of FP17s for the same patient ID Re-attending between 3 & 9 months - Children	378	556	68.0%	55.2%	61.2%	59.7%
% of FP17s for the same patient ID Re-attending between 3 & 9 months - Adults	549	1,182	46.4%	51.5%	54.3%	51.7%
% of FP17s for Band 1 Urgent Courses	30	1,565	1.9%	9.1%	9.1%	9.2%
% of FP17s Relating to Free Repair or Replacements	17	1,565	1.1%	1.2%	0.9%	0.7%
% of FP17s Relating to Continuations	7	1,565	0.4%	1.3%	1.0%	0.8%
% of Patients satisfied with the dentistry they have received	1	1	N/A	95.3%	94.4%	93.5%
% of Patients satisfied with the time they had to wait for an appointment	1	1	N/A	88.2%	88.1%	87.4%

* This is based on patients treated on this contract for their most recent course of treatment. Figures in italics indicate the base number of FP17s or Patient Questionnaire responses are less than 100. N/A is shown where the base number of responses is less than 10 during the period. % is calculated as Quantity/Base number*100

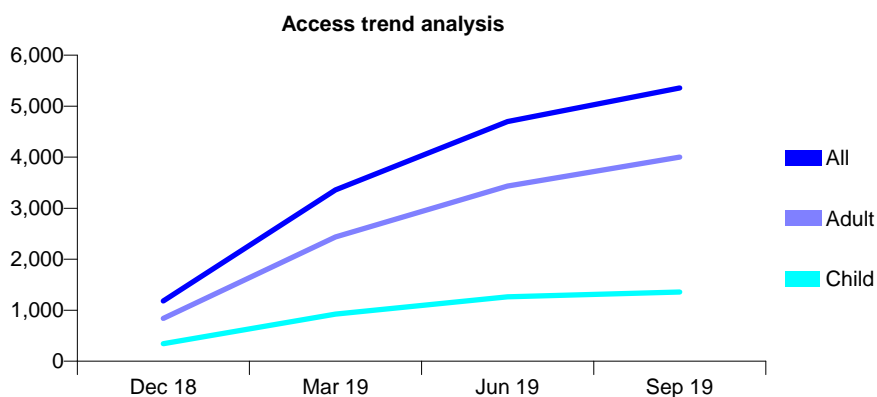
Q45 - Vital Signs At a Glance Contract Report for 100899/0000 - September 2019

Name or company name	Alpha Dental Fairfield Partnership
Contract type name	GDS Contract
Purpose of contract	General
Contract start date	01/11/2018
Contract end date	

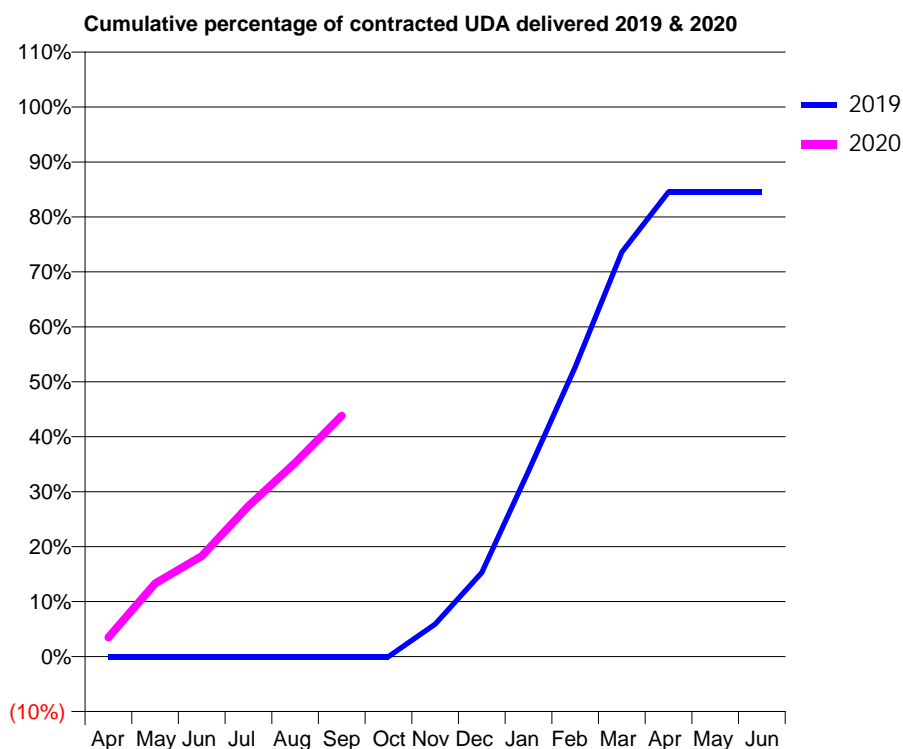
19/20 Contracted general activity (UDA)	17,152
Carry forward general activity (UDA)	0
19/20 Contracted orthodontic activity (UOA)	0
Carry forward orthodontic activity (UOA)	0
Baseline contract value	£479,145.00

ACCESS*

Patients seen in 24 months	Total	Change since previous quarter
Quarter ending September 2018	0	
Quarter ending December 2018	1,184	↑
Quarter ending March 2019	3,362	↑
Quarter ending June 2019	4,699	↑
Quarter ending September 2019	5,359	↑
Variance since September 2018	N/A	



ACTIVITY



Month	Adjusted Scheduled Activity (UDA)	
	2019	2020
April	0	602
May	0	2,282
June	0	3,138
July	0	4,702
August	0	6,050
September	0	7,519
October	0	
November	469	
December	1,215	
January	2,683	
February	4,193	
March	5,851	
April	6,721	
May	6,721	
June	6,721	

QUALITY

	Quantity	Base Number	Contract	AT	Region	England
% of FP17s for the same patient ID Re-attending within 3 months - Children	53	1,223	4.3%	11.7%	12.1%	11.5%
% of FP17s for the same patient ID Re-attending within 3 months - Adults	384	3,575	10.7%	14.7%	15.6%	15.4%
% of FP17s for the same patient ID Re-attending between 3 & 9 months - Children	600	1,223	49.1%	55.2%	61.2%	59.7%
% of FP17s for the same patient ID Re-attending between 3 & 9 months - Adults	1,467	3,575	41.0%	51.5%	54.3%	51.7%
% of FP17s for Band 1 Urgent Courses	235	4,100	5.7%	9.1%	9.1%	9.2%
% of FP17s Relating to Free Repair or Replacements	13	4,100	0.3%	1.2%	0.9%	0.7%
% of FP17s Relating to Continuations	20	4,100	0.5%	1.3%	1.0%	0.8%
% of Patients satisfied with the dentistry they have received	9	10	90.0%	95.3%	94.4%	93.5%
% of Patients satisfied with the time they had to wait for an appointment	9	10	90.0%	88.2%	88.1%	87.4%

* This is based on patients treated on this contract for their most recent course of treatment. Figures in italics indicate the base number of FP17s or Patient Questionnaire responses are less than 100. N/A is shown where the base number of responses is less than 10 during the period. % is calculated as Quantity/Base number*100

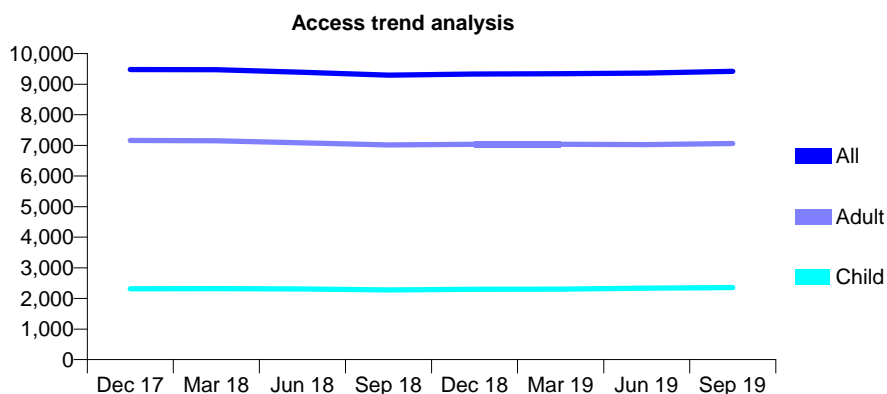
Q45 - Vital Signs At a Glance Contract Report for 101281/0004 - September 2019

Name or company name	OASIS DENTAL CARE LTD
Contract type name	GDS Contract
Purpose of contract	General
Contract start date	01/04/2006
Contract end date	

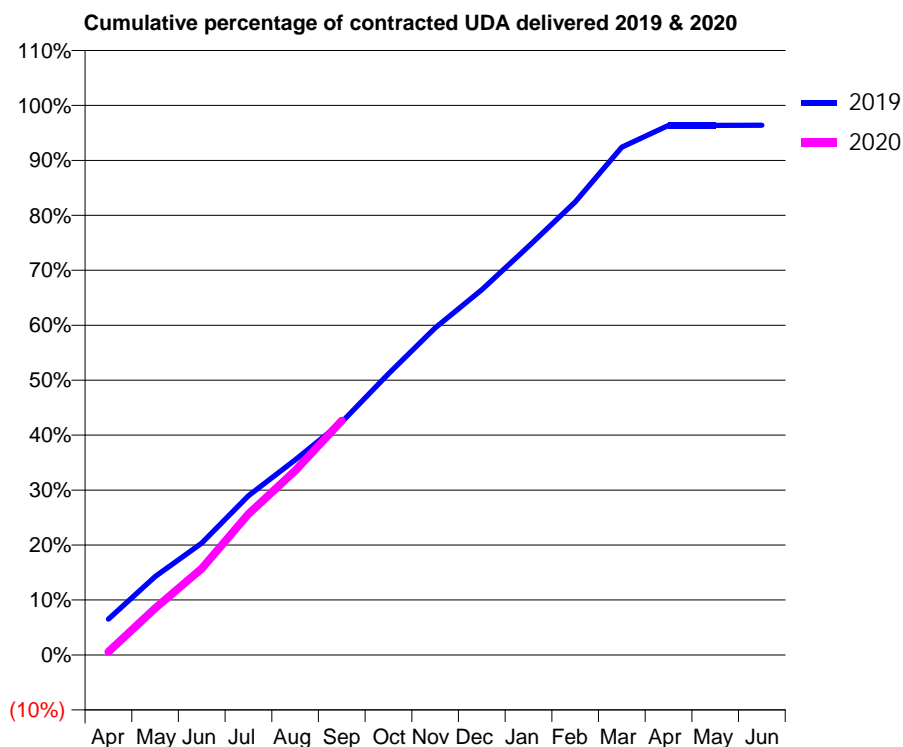
19/20 Contracted general activity (UDA)	27,500
Carry forward general activity (UDA)	998
19/20 Contracted orthodontic activity (UOA)	0
Carry forward orthodontic activity (UOA)	0
Baseline contract value	£778,519.84

ACCESS*

Patients seen in 24 months	Total	Change since previous quarter
Quarter ending September 2018	9,298	
Quarter ending December 2018	9,333	→
Quarter ending March 2019	9,343	→
Quarter ending June 2019	9,366	→
Quarter ending September 2019	9,421	→
Variance since September 2018	1.3%	→



ACTIVITY



Adjusted Scheduled Activity (UDA)		
Month	2019	2020
April	1,791	166
May	3,919	2,342
June	5,594	4,327
July	7,970	7,057
August	9,758	9,227
September	11,646	11,724
October	14,068	
November	16,364	
December	18,276	
January	20,446	
February	22,672	
March	25,407	
April	26,497	
May	26,499	
June	26,502	

QUALITY

	Quantity	Base Number	Contract	AT	Region	England
% of FP17s for the same patient ID Re-attending within 3 months - Children	117	1,651	7.1%	11.7%	12.1%	11.5%
% of FP17s for the same patient ID Re-attending within 3 months - Adults	737	5,015	14.7%	14.7%	15.6%	15.4%
% of FP17s for the same patient ID Re-attending between 3 & 9 months - Children	910	1,651	55.1%	55.2%	61.2%	59.7%
% of FP17s for the same patient ID Re-attending between 3 & 9 months - Adults	2,784	5,015	55.5%	51.5%	54.3%	51.7%
% of FP17s for Band 1 Urgent Courses	399	6,208	6.4%	9.1%	9.1%	9.2%
% of FP17s Relating to Free Repair or Replacements	203	6,208	3.3%	1.2%	0.9%	0.7%
% of FP17s Relating to Continuations	96	6,208	1.5%	1.3%	1.0%	0.8%
% of Patients satisfied with the dentistry they have received	3	3	N/A	95.3%	94.4%	93.5%
% of Patients satisfied with the time they had to wait for an appointment	2	3	N/A	88.2%	88.1%	87.4%

* This is based on patients treated on this contract for their most recent course of treatment.

Figures in italics indicate the base number of FP17s or Patient Questionnaire responses are less than 100. N/A is shown where the base number of responses is less than 10 during the period. % is calculated as Quantity/Base number*100

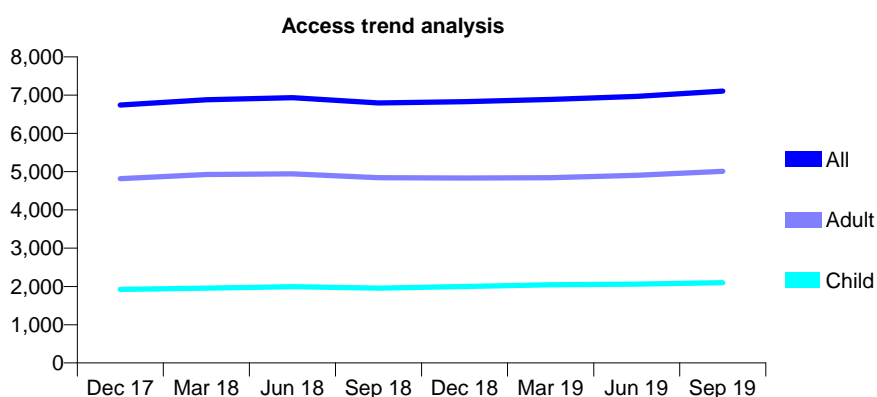
Q45 - Vital Signs At a Glance Contract Report for 101281/0005 - September 2019

Name or company name	OASIS DENTAL CARE LTD
Contract type name	GDS Contract
Purpose of contract	General
Contract start date	01/04/2006
Contract end date	

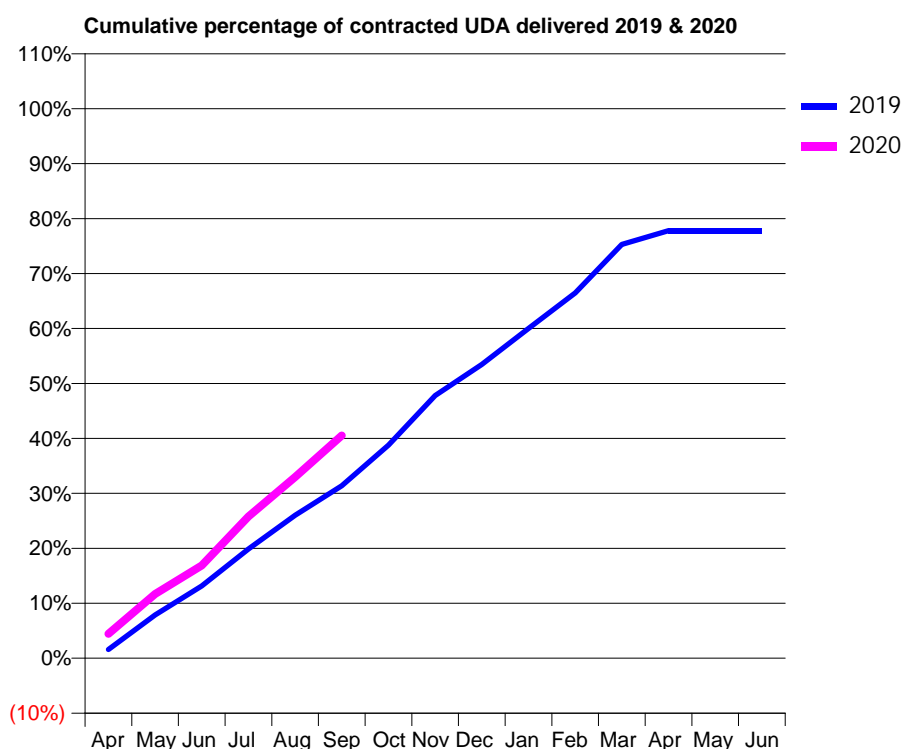
19/20 Contracted general activity (UDA)	21,308
Carry forward general activity (UDA)	0
19/20 Contracted orthodontic activity (UOA)	0
Carry forward orthodontic activity (UOA)	0
Baseline contract value	£574,148.38

ACCESS*

Patients seen in 24 months	Total	Change since previous quarter
Quarter ending September 2018	6,796	
Quarter ending December 2018	6,826	→
Quarter ending March 2019	6,885	→
Quarter ending June 2019	6,966	→
Quarter ending September 2019	7,106	↑
Variance since September 2018	4.6%	↑



ACTIVITY



Month	2019	2020
April	337	947
May	1,676	2,490
June	2,802	3,599
July	4,240	5,496
August	5,544	7,032
September	6,686	8,631
October	8,266	
November	10,191	
December	11,386	
January	12,783	
February	14,166	
March	16,044	
April	16,578	
May	16,573	
June	16,574	

QUALITY

	Quantity	Base Number	Contract	AT	Region	England
% of FP17s for the same patient ID Re-attending within 3 months - Children	107	1,664	6.4%	11.7%	12.1%	11.5%
% of FP17s for the same patient ID Re-attending within 3 months - Adults	395	3,426	11.5%	14.7%	15.6%	15.4%
% of FP17s for the same patient ID Re-attending between 3 & 9 months - Children	1,059	1,664	63.6%	55.2%	61.2%	59.7%
% of FP17s for the same patient ID Re-attending between 3 & 9 months - Adults	1,897	3,426	55.4%	51.5%	54.3%	51.7%
% of FP17s for Band 1 Urgent Courses	296	4,788	6.2%	9.1%	9.1%	9.2%
% of FP17s Relating to Free Repair or Replacements	53	4,788	1.1%	1.2%	0.9%	0.7%
% of FP17s Relating to Continuations	23	4,788	0.5%	1.3%	1.0%	0.8%
% of Patients satisfied with the dentistry they have received	2	2	N/A	95.3%	94.4%	93.5%
% of Patients satisfied with the time they had to wait for an appointment	2	2	N/A	88.2%	88.1%	87.4%

* This is based on patients treated on this contract for their most recent course of treatment.

Figures in italics indicate the base number of FP17s or Patient Questionnaire responses are less than 100. N/A is shown where the base number of responses is less than 10 during the period. % is calculated as Quantity/Base number*100

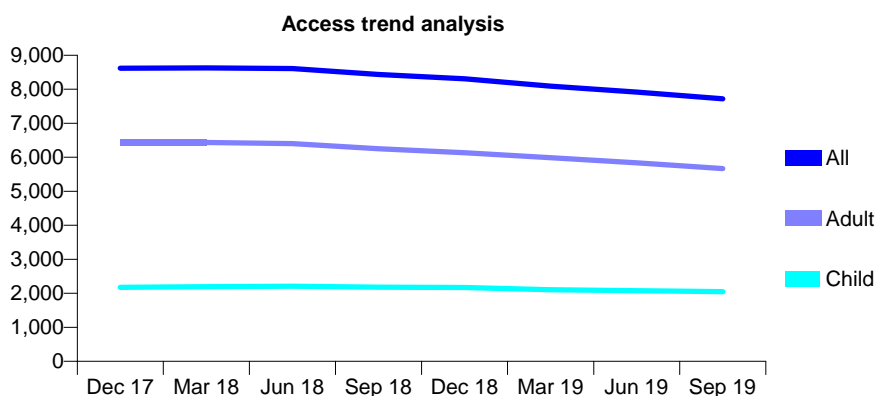
Q45 - Vital Signs At a Glance Contract Report for 101281/0006 - September 2019

Name or company name	OASIS DENTAL CARE LTD
Contract type name	GDS Contract
Purpose of contract	General
Contract start date	01/04/2006
Contract end date	

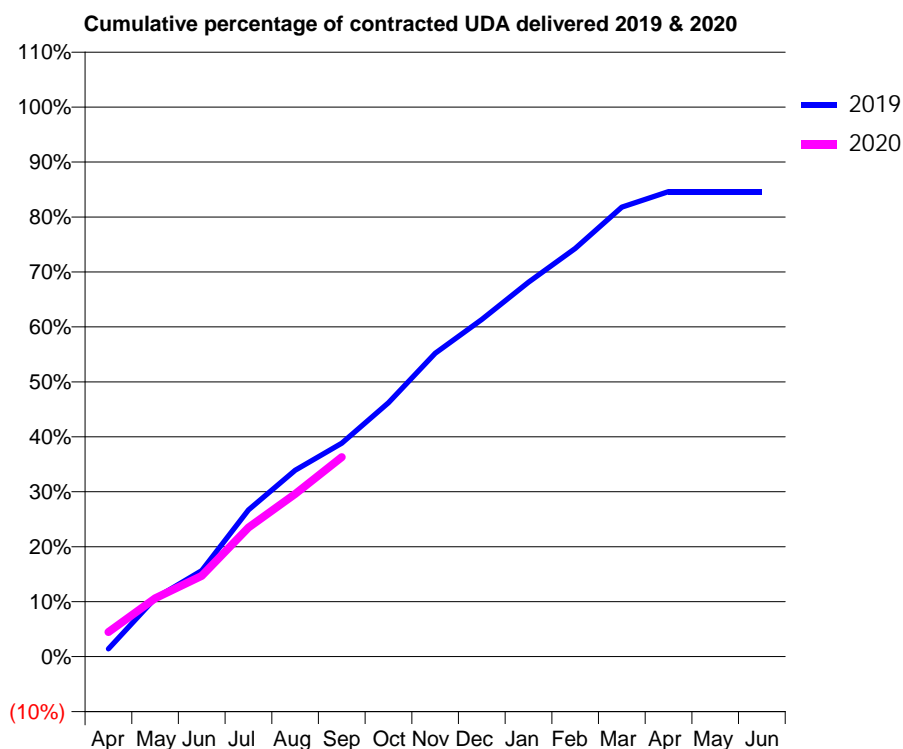
19/20 Contracted general activity (UDA)	25,123
Carry forward general activity (UDA)	0
19/20 Contracted orthodontic activity (UOA)	0
Carry forward orthodontic activity (UOA)	0
Baseline contract value	£713,260.65

ACCESS*

Patients seen in 24 months	Total	Change since previous quarter
Quarter ending September 2018	8,435	
Quarter ending December 2018	8,309	↓
Quarter ending March 2019	8,094	↓
Quarter ending June 2019	7,914	↓
Quarter ending September 2019	7,720	↓
Variance since September 2018	(8.5%)	↓



ACTIVITY



Month	Adjusted Scheduled Activity (UDA)	
	2019	2020
April	358	1,127
May	2,668	2,670
June	3,933	3,693
July	6,706	5,896
August	8,518	7,433
September	9,760	9,125
October	11,608	
November	13,864	
December	15,406	
January	17,115	
February	18,660	
March	20,551	
April	21,256	
May	21,253	
June	21,253	

QUALITY

	Quantity	Base Number	Contract	AT	Region	England
% of FP17s for the same patient ID Re-attending within 3 months - Children	75	1,263	5.9%	11.7%	12.1%	11.5%
% of FP17s for the same patient ID Re-attending within 3 months - Adults	430	3,359	12.8%	14.7%	15.6%	15.4%
% of FP17s for the same patient ID Re-attending between 3 & 9 months - Children	637	1,263	50.4%	55.2%	61.2%	59.7%
% of FP17s for the same patient ID Re-attending between 3 & 9 months - Adults	1,945	3,359	57.9%	51.5%	54.3%	51.7%
% of FP17s for Band 1 Urgent Courses	296	4,317	6.9%	9.1%	9.1%	9.2%
% of FP17s Relating to Free Repair or Replacements	32	4,317	0.7%	1.2%	0.9%	0.7%
% of FP17s Relating to Continuations	43	4,317	1.0%	1.3%	1.0%	0.8%
% of Patients satisfied with the dentistry they have received	4	4	N/A	95.3%	94.4%	93.5%
% of Patients satisfied with the time they had to wait for an appointment	4	4	N/A	88.2%	88.1%	87.4%

* This is based on patients treated on this contract for their most recent course of treatment. Figures in italics indicate the base number of FP17s or Patient Questionnaire responses are less than 100. N/A is shown where the base number of responses is less than 10 during the period. % is calculated as Quantity/Base number*100

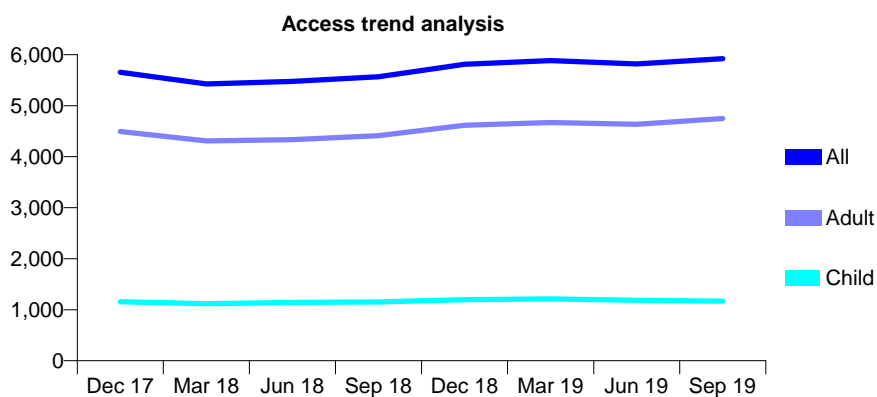
Q45 - Vital Signs At a Glance Contract Report for 101281/0007 - September 2019

Name or company name	OASIS DENTAL CARE LTD
Contract type name	GDS Contract
Purpose of contract	General
Contract start date	01/04/2006
Contract end date	

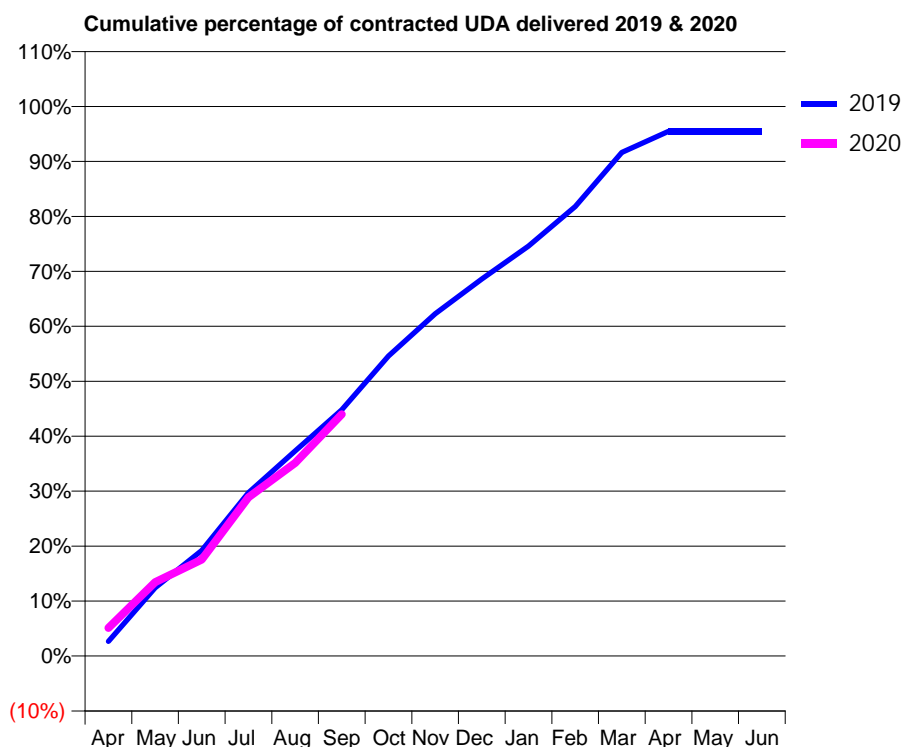
19/20 Contracted general activity (UDA)	18,847
Carry forward general activity (UDA)	0
19/20 Contracted orthodontic activity (UOA)	0
Carry forward orthodontic activity (UOA)	0
Baseline contract value	£514,511.81

ACCESS*

Patients seen in 24 months	Total	Change since previous quarter
Quarter ending September 2018	5,567	
Quarter ending December 2018	5,813	↑
Quarter ending March 2019	5,884	→
Quarter ending June 2019	5,819	↓
Quarter ending September 2019	5,920	→
Variance since September 2018	6.3%	↑



ACTIVITY



Month	Adjusted Scheduled Activity (UDA)	
	2019	2020
April	543	963
May	2,514	2,538
June	3,893	3,311
July	6,021	5,446
August	7,560	6,622
September	9,082	8,291
October	11,063	
November	12,624	
December	13,902	
January	15,119	
February	16,579	
March	18,570	
April	19,354	
May	19,351	
June	19,352	

QUALITY

	Quantity	Base Number	Contract	AT	Region	England
% of FP17s for the same patient ID Re-attending within 3 months - Children	81	718	11.3%	11.7%	12.1%	11.5%
% of FP17s for the same patient ID Re-attending within 3 months - Adults	724	3,053	23.7%	14.7%	15.6%	15.4%
% of FP17s for the same patient ID Re-attending between 3 & 9 months - Children	318	718	44.3%	55.2%	61.2%	59.7%
% of FP17s for the same patient ID Re-attending between 3 & 9 months - Adults	1,059	3,053	34.7%	51.5%	54.3%	51.7%
% of FP17s for Band 1 Urgent Courses	722	3,460	20.9%	9.1%	9.1%	9.2%
% of FP17s Relating to Free Repair or Replacements	69	3,460	2.0%	1.2%	0.9%	0.7%
% of FP17s Relating to Continuations	93	3,460	2.7%	1.3%	1.0%	0.8%
% of Patients satisfied with the dentistry they have received	4	5	N/A	95.3%	94.4%	93.5%
% of Patients satisfied with the time they had to wait for an appointment	4	5	N/A	88.2%	88.1%	87.4%

* This is based on patients treated on this contract for their most recent course of treatment. Figures in italics indicate the base number of FP17s or Patient Questionnaire responses are less than 100. N/A is shown where the base number of responses is less than 10 during the period. % is calculated as Quantity/Base number*100

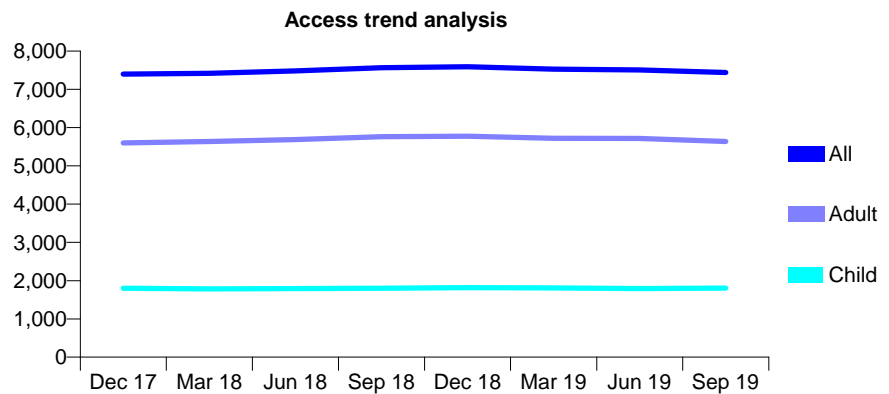
Q45 - Vital Signs At a Glance Contract Report for 101281/0017 - September 2019

Name or company name	OASIS DENTAL CARE LTD
Contract type name	GDS Contract
Purpose of contract	General
Contract start date	01/04/2006
Contract end date	

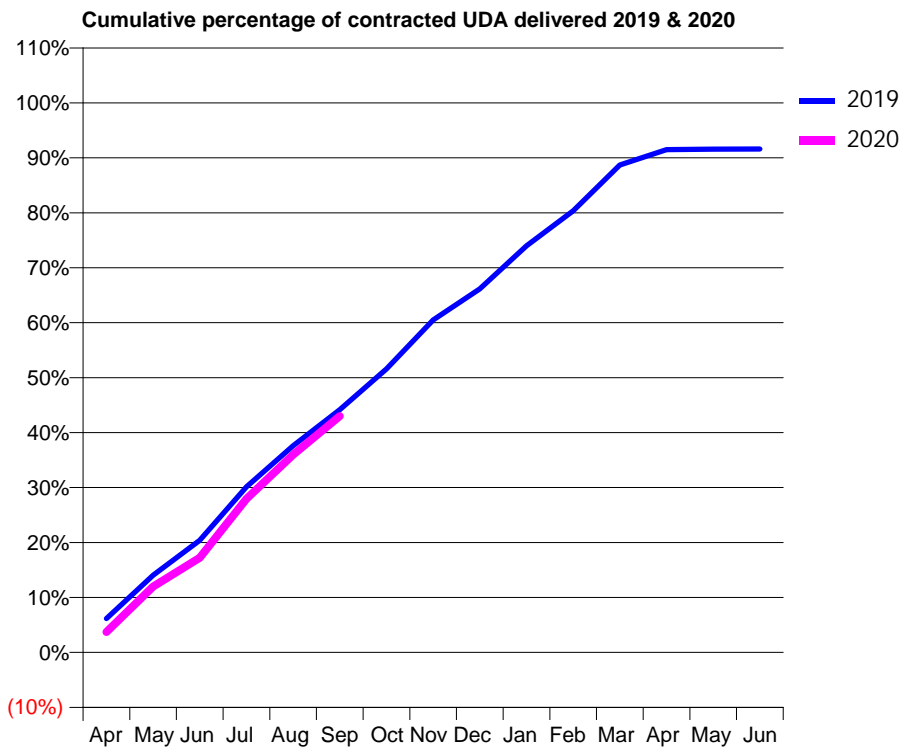
19/20 Contracted general activity (UDA)	22,400
Carry forward general activity (UDA)	0
19/20 Contracted orthodontic activity (UOA)	0
Carry forward orthodontic activity (UOA)	0
Baseline contract value	£635,860.88

ACCESS*

Patients seen in 24 months	Total	Change since previous quarter
Quarter ending September 2018	7,565	
Quarter ending December 2018	7,590	→
Quarter ending March 2019	7,529	→
Quarter ending June 2019	7,507	→
Quarter ending September 2019	7,442	→
Variance since September 2018	(1.6%)	↓



ACTIVITY



Month	2019	2020
April	1,380	834
May	3,152	2,687
June	4,567	3,863
July	6,748	6,260
August	8,424	8,058
September	9,897	9,627
October	11,558	
November	13,554	
December	14,815	
January	16,569	
February	18,000	
March	19,863	
April	20,490	
May	20,512	
June	20,519	

QUALITY

	Quantity	Base Number	Contract	AT	Region	England
% of FP17s for the same patient ID Re-attending within 3 months - Children	77	1,299	5.9%	11.7%	12.1%	11.5%
% of FP17s for the same patient ID Re-attending within 3 months - Adults	418	3,686	11.3%	14.7%	15.6%	15.4%
% of FP17s for the same patient ID Re-attending between 3 & 9 months - Children	748	1,299	57.6%	55.2%	61.2%	59.7%
% of FP17s for the same patient ID Re-attending between 3 & 9 months - Adults	1,980	3,686	53.7%	51.5%	54.3%	51.7%
% of FP17s for Band 1 Urgent Courses	349	4,731	7.4%	9.1%	9.1%	9.2%
% of FP17s Relating to Free Repair or Replacements	68	4,731	1.4%	1.2%	0.9%	0.7%
% of FP17s Relating to Continuations	18	4,731	0.4%	1.3%	1.0%	0.8%
% of Patients satisfied with the dentistry they have received	6	6	N/A	95.3%	94.4%	93.5%
% of Patients satisfied with the time they had to wait for an appointment	6	6	N/A	88.2%	88.1%	87.4%

* This is based on patients treated on this contract for their most recent course of treatment. Figures in italics indicate the base number of FP17s or Patient Questionnaire responses are less than 100. N/A is shown where the base number of responses is less than 10 during the period. % is calculated as Quantity/Base number*100

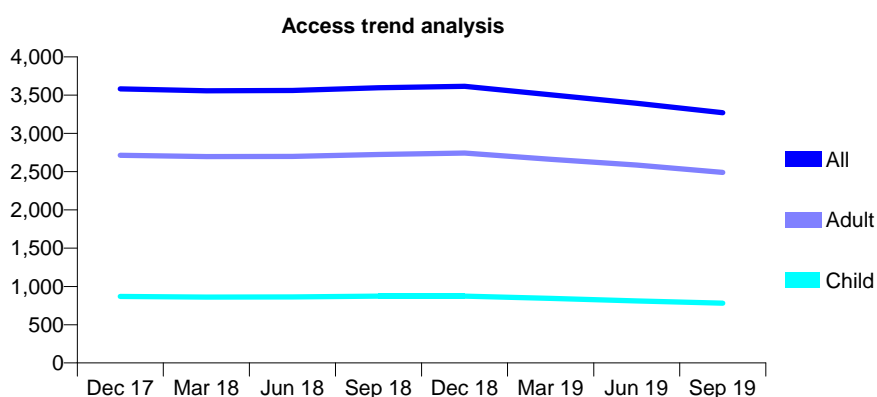
Q45 - Vital Signs At a Glance Contract Report for 101281/0018 - September 2019

Name or company name	Wheldon Terrace Dental Practice P'ship
Contract type name	GDS Contract
Purpose of contract	General
Contract start date	01/04/2006
Contract end date	

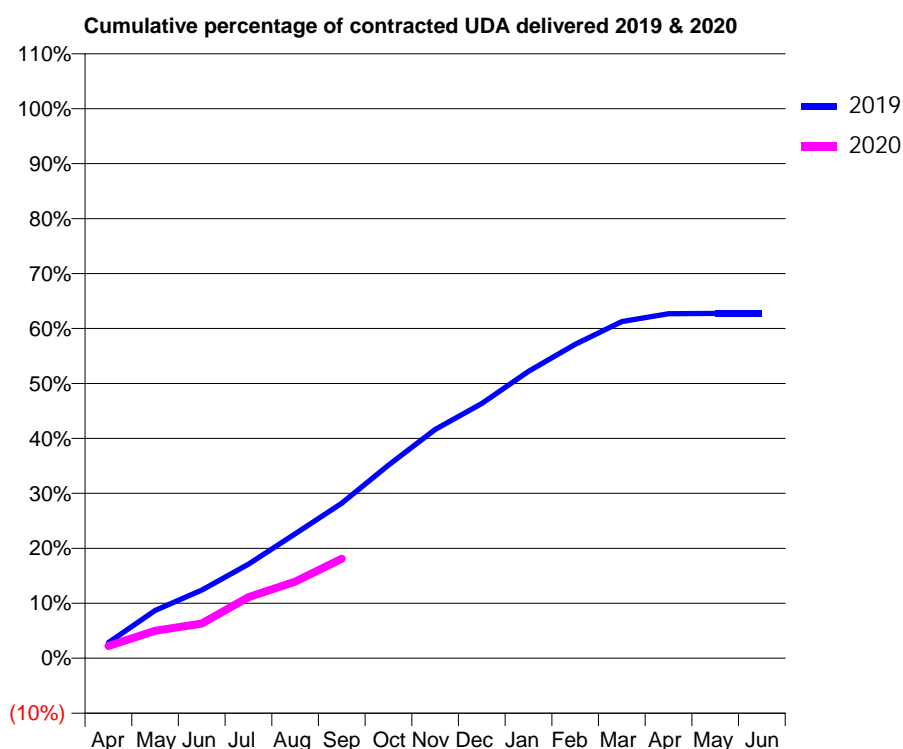
19/20 Contracted general activity (UDA)	14,000
Carry forward general activity (UDA)	0
19/20 Contracted orthodontic activity (UOA)	0
Carry forward orthodontic activity (UOA)	0
Baseline contract value	£385,106.09

ACCESS*

Patients seen in 24 months	Total	Change since previous quarter
Quarter ending September 2018	3,597	
Quarter ending December 2018	3,615	→
Quarter ending March 2019	3,505	↓
Quarter ending June 2019	3,394	↓
Quarter ending September 2019	3,271	↓
Variance since September 2018	(9.1%)	↓



ACTIVITY



Month	2019	2020
April	401	315
May	1,216	702
June	1,735	883
July	2,397	1,557
August	3,172	1,951
September	3,948	2,536
October	4,919	
November	5,827	
December	6,488	
January	7,310	
February	7,994	
March	8,578	
April	8,777	
May	8,784	
June	8,784	

QUALITY

	Quantity	Base Number	Contract	AT	Region	England
% of FP17s for the same patient ID Re-attending within 3 months - Children	17	421	4.0%	11.7%	12.1%	11.5%
% of FP17s for the same patient ID Re-attending within 3 months - Adults	89	1,119	8.0%	14.7%	15.6%	15.4%
% of FP17s for the same patient ID Re-attending between 3 & 9 months - Children	204	421	48.5%	55.2%	61.2%	59.7%
% of FP17s for the same patient ID Re-attending between 3 & 9 months - Adults	566	1,119	50.6%	51.5%	54.3%	51.7%
% of FP17s for Band 1 Urgent Courses	114	1,437	7.9%	9.1%	9.1%	9.2%
% of FP17s Relating to Free Repair or Replacements	15	1,437	1.0%	1.2%	0.9%	0.7%
% of FP17s Relating to Continuations	6	1,437	0.4%	1.3%	1.0%	0.8%
% of Patients satisfied with the dentistry they have received	1	1	N/A	95.3%	94.4%	93.5%
% of Patients satisfied with the time they had to wait for an appointment	1	1	N/A	88.2%	88.1%	87.4%

* This is based on patients treated on this contract for their most recent course of treatment. Figures in italics indicate the base number of FP17s or Patient Questionnaire responses are less than 100. N/A is shown where the base number of responses is less than 10 during the period. % is calculated as Quantity/Base number*100

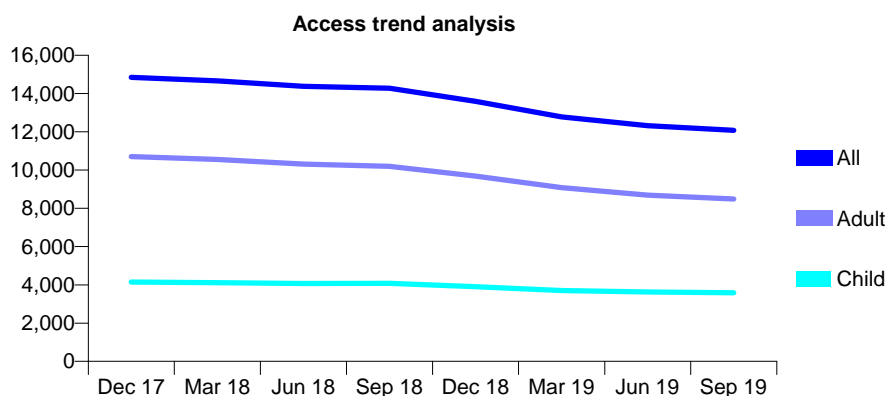
Q45 - Vital Signs At a Glance Contract Report for 101281/0052 - September 2019

Name or company name	OASIS DENTAL CARE LTD
Contract type name	GDS Contract
Purpose of contract	General
Contract start date	01/04/2006
Contract end date	

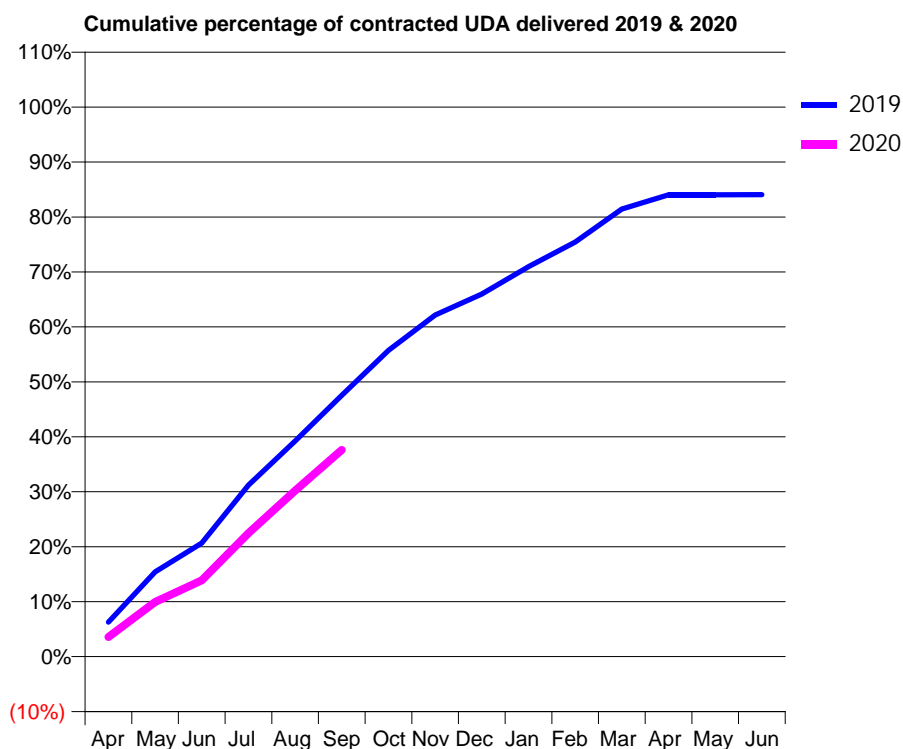
19/20 Contracted general activity (UDA)	40,053
Carry forward general activity (UDA)	0
19/20 Contracted orthodontic activity (UOA)	0
Carry forward orthodontic activity (UOA)	0
Baseline contract value	£1,171,837.85

ACCESS*

Patients seen in 24 months	Total	Change since previous quarter
Quarter ending September 2018	14,273	
Quarter ending December 2018	13,593	↓
Quarter ending March 2019	12,785	↓
Quarter ending June 2019	12,322	↓
Quarter ending September 2019	12,075	↓
Variance since September 2018	(15.4%)	↓



ACTIVITY



Month	Adjusted Scheduled Activity (UDA)	
	2019	2020
April	2,511	1,438
May	6,177	3,993
June	8,275	5,552
July	12,502	8,993
August	15,723	12,109
September	19,049	15,063
October	22,319	
November	24,897	
December	26,422	
January	28,427	
February	30,216	
March	32,616	
April	33,658	
May	33,658	
June	33,669	

QUALITY

	Quantity	Base Number	Contract	AT	Region	England
% of FP17s for the same patient ID Re-attending within 3 months - Children	190	2,724	7.0%	11.7%	12.1%	11.5%
% of FP17s for the same patient ID Re-attending within 3 months - Adults	935	5,940	15.7%	14.7%	15.6%	15.4%
% of FP17s for the same patient ID Re-attending between 3 & 9 months - Children	1,449	2,724	53.2%	55.2%	61.2%	59.7%
% of FP17s for the same patient ID Re-attending between 3 & 9 months - Adults	2,913	5,940	49.0%	51.5%	54.3%	51.7%
% of FP17s for Band 1 Urgent Courses	756	8,049	9.4%	9.1%	9.1%	9.2%
% of FP17s Relating to Free Repair or Replacements	50	8,049	0.6%	1.2%	0.9%	0.7%
% of FP17s Relating to Continuations	111	8,049	1.4%	1.3%	1.0%	0.8%
% of Patients satisfied with the dentistry they have received	6	7	N/A	95.3%	94.4%	93.5%
% of Patients satisfied with the time they had to wait for an appointment	7	7	N/A	88.2%	88.1%	87.4%

* This is based on patients treated on this contract for their most recent course of treatment. Figures in italics indicate the base number of FP17s or Patient Questionnaire responses are less than 100. N/A is shown where the base number of responses is less than 10 during the period. % is calculated as Quantity/Base number*100

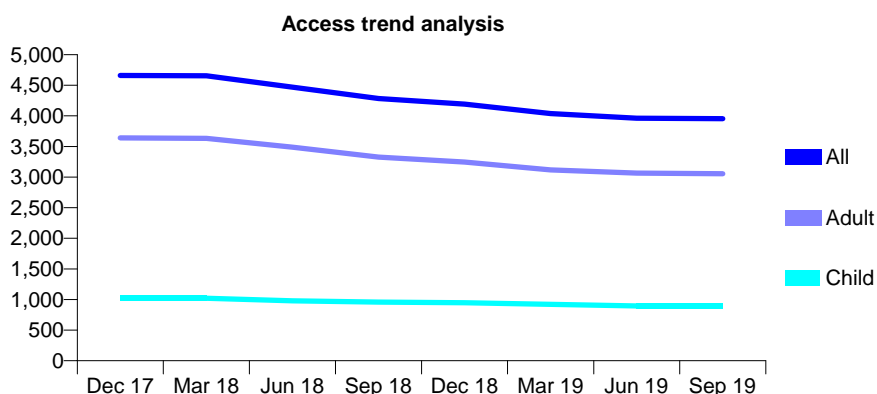
Q45 - Vital Signs At a Glance Contract Report for 101338/0057 - September 2019

Name or company name	Whitecross Dental Care Limited
Contract type name	GDS Contract
Purpose of contract	General
Contract start date	01/01/2008
Contract end date	

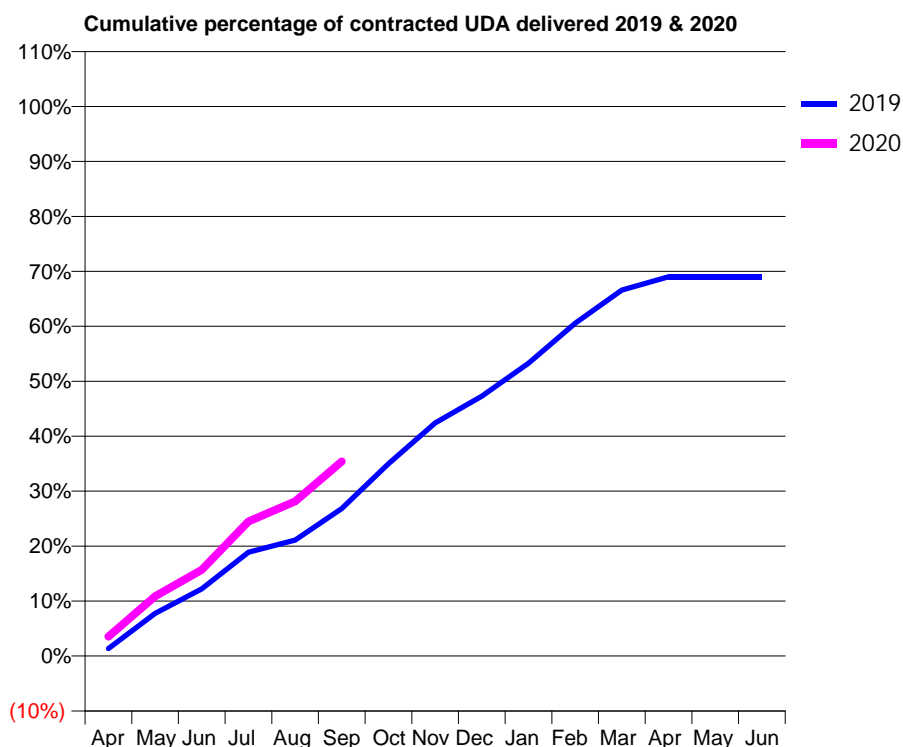
19/20 Contracted general activity (UDA)	17,500
Carry forward general activity (UDA)	0
19/20 Contracted orthodontic activity (UOA)	0
Carry forward orthodontic activity (UOA)	0
Baseline contract value	£575,184.22

ACCESS*

Patients seen in 24 months	Total	Change since previous quarter
Quarter ending September 2018	4,285	
Quarter ending December 2018	4,192	↓
Quarter ending March 2019	4,038	↓
Quarter ending June 2019	3,961	↓
Quarter ending September 2019	3,953	→
Variance since September 2018	(7.7%)	↓



ACTIVITY



Month	Adjusted Scheduled Activity (UDA)	
	2019	2020
April	236	621
May	1,360	1,904
June	2,137	2,746
July	3,306	4,284
August	3,693	4,924
September	4,697	6,193
October	6,120	
November	7,420	
December	8,276	
January	9,324	
February	10,598	
March	11,656	
April	12,074	
May	12,074	
June	12,074	

QUALITY

	Quantity	Base Number	Contract	AT	Region	England
% of FP17s for the same patient ID Re-attending within 3 months - Children	50	721	6.9%	11.7%	12.1%	11.5%
% of FP17s for the same patient ID Re-attending within 3 months - Adults	274	2,177	12.6%	14.7%	15.6%	15.4%
% of FP17s for the same patient ID Re-attending between 3 & 9 months - Children	415	721	57.6%	55.2%	61.2%	59.7%
% of FP17s for the same patient ID Re-attending between 3 & 9 months - Adults	1,255	2,177	57.6%	51.5%	54.3%	51.7%
% of FP17s for Band 1 Urgent Courses	100	2,754	3.6%	9.1%	9.1%	9.2%
% of FP17s Relating to Free Repair or Replacements	40	2,754	1.5%	1.2%	0.9%	0.7%
% of FP17s Relating to Continuations	87	2,754	3.2%	1.3%	1.0%	0.8%
% of Patients satisfied with the dentistry they have received	2	3	N/A	95.3%	94.4%	93.5%
% of Patients satisfied with the time they had to wait for an appointment	2	3	N/A	88.2%	88.1%	87.4%

* This is based on patients treated on this contract for their most recent course of treatment. Figures in italics indicate the base number of FP17s or Patient Questionnaire responses are less than 100. N/A is shown where the base number of responses is less than 10 during the period. % is calculated as Quantity/Base number*100

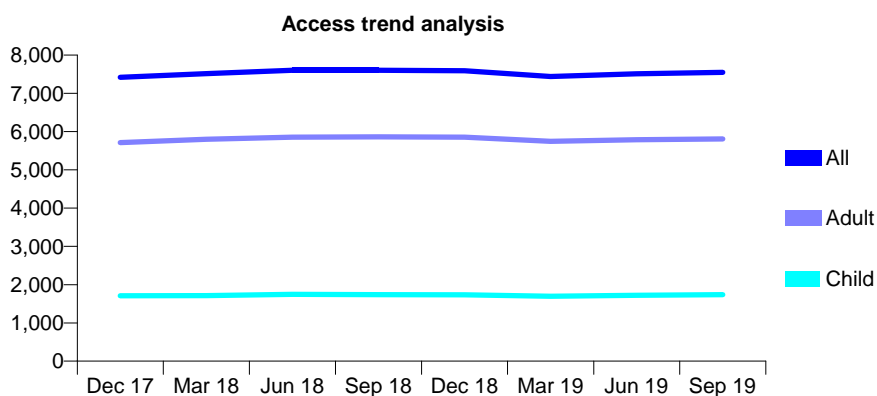
Q45 - Vital Signs At a Glance Contract Report for 101338/0058 - September 2019

Name or company name	Whitecross Dental Care Limited
Contract type name	GDS Contract
Purpose of contract	General
Contract start date	01/01/2008
Contract end date	

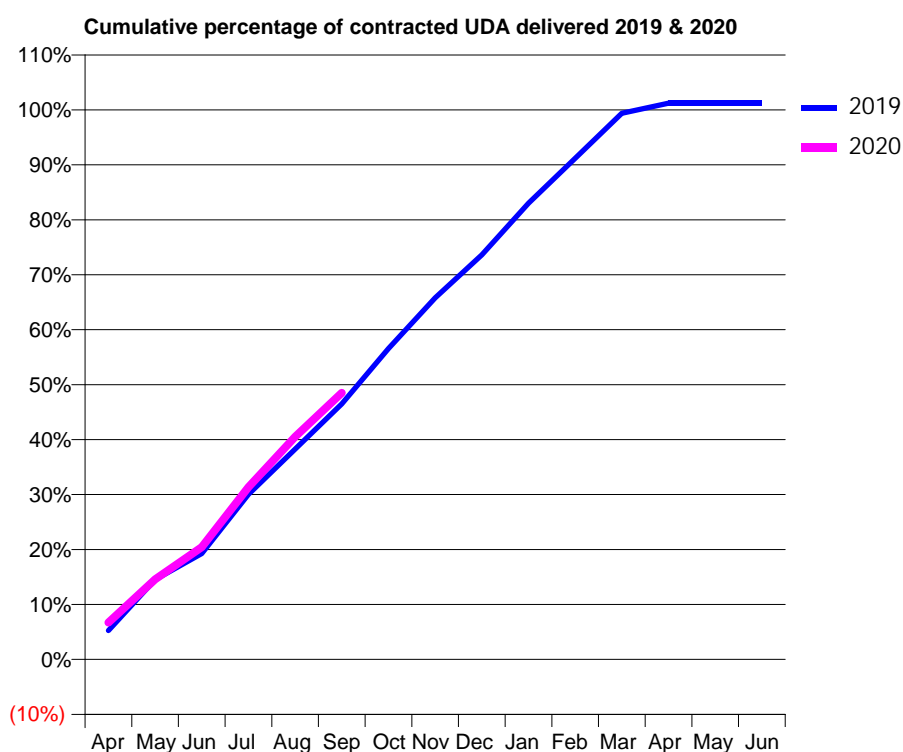
19/20 Contracted general activity (UDA)	18,724
Carry forward general activity (UDA)	-225
19/20 Contracted orthodontic activity (UOA)	0
Carry forward orthodontic activity (UOA)	0
Baseline contract value	£507,163.90

ACCESS*

Patients seen in 24 months	Total	Change since previous quarter
Quarter ending September 2018	7,602	
Quarter ending December 2018	7,591	→
Quarter ending March 2019	7,442	↓
Quarter ending June 2019	7,509	→
Quarter ending September 2019	7,547	→
Variance since September 2018	(0.7%)	→



ACTIVITY



Month	Adjusted Scheduled Activity (UDA)	
	2019	2020
April	983	1,258
May	2,722	2,726
June	3,607	3,826
July	5,629	5,874
August	7,166	7,584
September	8,704	9,080
October	10,592	
November	12,319	
December	13,785	
January	15,542	
February	17,079	
March	18,607	
April	18,948	
May	18,950	
June	18,950	

QUALITY

	Quantity	Base Number	Contract	AT	Region	England
% of FP17s for the same patient ID Re-attending within 3 months - Children	55	1,240	4.4%	11.7%	12.1%	11.5%
% of FP17s for the same patient ID Re-attending within 3 months - Adults	415	3,608	11.5%	14.7%	15.6%	15.4%
% of FP17s for the same patient ID Re-attending between 3 & 9 months - Children	719	1,240	58.0%	55.2%	61.2%	59.7%
% of FP17s for the same patient ID Re-attending between 3 & 9 months - Adults	1,353	3,608	37.5%	51.5%	54.3%	51.7%
% of FP17s for Band 1 Urgent Courses	509	4,668	10.9%	9.1%	9.1%	9.2%
% of FP17s Relating to Free Repair or Replacements	28	4,668	0.6%	1.2%	0.9%	0.7%
% of FP17s Relating to Continuations	43	4,668	0.9%	1.3%	1.0%	0.8%
% of Patients satisfied with the dentistry they have received	2	2	N/A	95.3%	94.4%	93.5%
% of Patients satisfied with the time they had to wait for an appointment	2	2	N/A	88.2%	88.1%	87.4%

* This is based on patients treated on this contract for their most recent course of treatment. Figures in italics indicate the base number of FP17s or Patient Questionnaire responses are less than 100. N/A is shown where the base number of responses is less than 10 during the period. % is calculated as Quantity/Base number*100

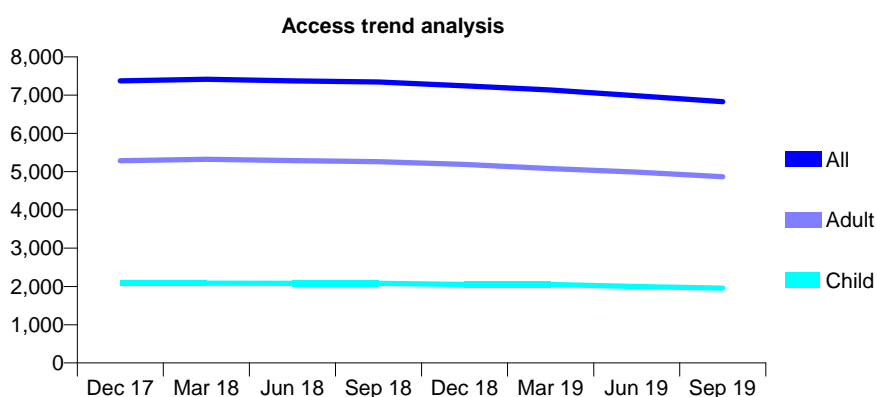
Q45 - Vital Signs At a Glance Contract Report for 101338/0082 - September 2019

Name or company name	Whitecross Dental Care Limited
Contract type name	GDS Contract
Purpose of contract	General and Orthodontic
Contract start date	01/04/2009
Contract end date	

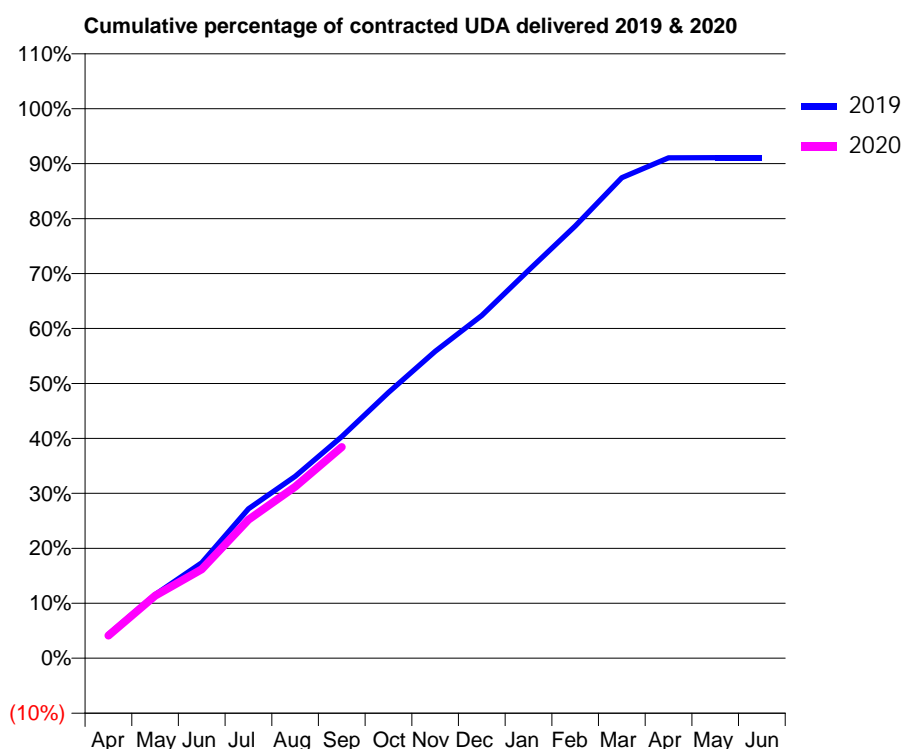
19/20 Contracted general activity (UDA)	18,500
Carry forward general activity (UDA)	0
19/20 Contracted orthodontic activity (UOA)	1,249
Carry forward orthodontic activity (UOA)	0
Baseline contract value	£616,280.13

ACCESS*

Patients seen in 24 months	Total	Change since previous quarter
Quarter ending September 2018	7,342	
Quarter ending December 2018	7,241	↓
Quarter ending March 2019	7,133	↓
Quarter ending June 2019	6,985	↓
Quarter ending September 2019	6,827	↓
Variance since September 2018	(7.0%)	↓



ACTIVITY



Month	2019	2020
April	800	764
May	2,142	2,105
June	3,216	2,993
July	5,032	4,662
August	6,125	5,770
September	7,461	7,111
October	8,947	
November	10,334	
December	11,539	
January	13,058	
February	14,548	
March	16,178	
April	16,846	
May	16,851	
June	16,852	

QUALITY

	Quantity	Base Number	Contract	AT	Region	England
% of FP17s for the same patient ID Re-attending within 3 months - Children	120	1,263	9.5%	11.7%	12.1%	11.5%
% of FP17s for the same patient ID Re-attending within 3 months - Adults	316	2,574	12.3%	14.7%	15.6%	15.4%
% of FP17s for the same patient ID Re-attending between 3 & 9 months - Children	598	1,263	47.3%	55.2%	61.2%	59.7%
% of FP17s for the same patient ID Re-attending between 3 & 9 months - Adults	1,112	2,574	43.2%	51.5%	54.3%	51.7%
% of FP17s for Band 1 Urgent Courses	318	3,479	9.1%	9.1%	9.1%	9.2%
% of FP17s Relating to Free Repair or Replacements	35	3,479	1.0%	1.2%	0.9%	0.7%
% of FP17s Relating to Continuations	49	3,479	1.4%	1.3%	1.0%	0.8%
% of Patients satisfied with the dentistry they have received	5	5	N/A	95.3%	94.4%	93.5%
% of Patients satisfied with the time they had to wait for an appointment	5	5	N/A	88.2%	88.1%	87.4%

* This is based on patients treated on this contract for their most recent course of treatment.

Figures in italics indicate the base number of FP17s or Patient Questionnaire responses are less than 100. N/A is shown where the base number of responses is less than 10 during the period. % is calculated as Quantity/Base number*100

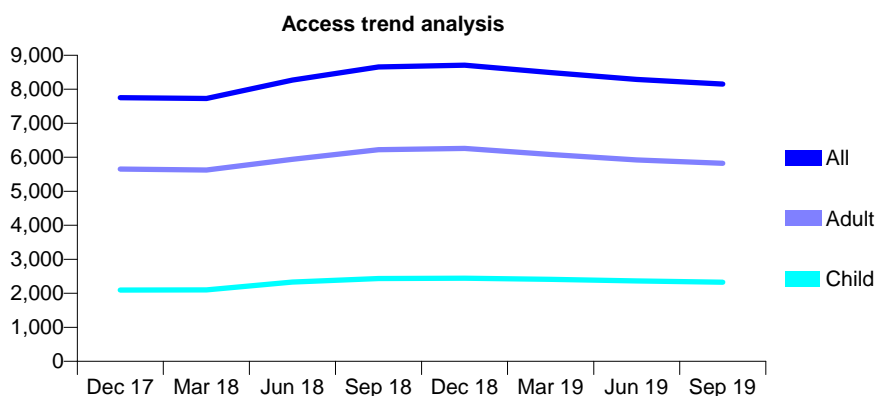
Q45 - Vital Signs At a Glance Contract Report for 101338/0083 - September 2019

Name or company name	Whitecross Dental Care Limited
Contract type name	GDS Contract
Purpose of contract	General and Orthodontic
Contract start date	01/04/2009
Contract end date	

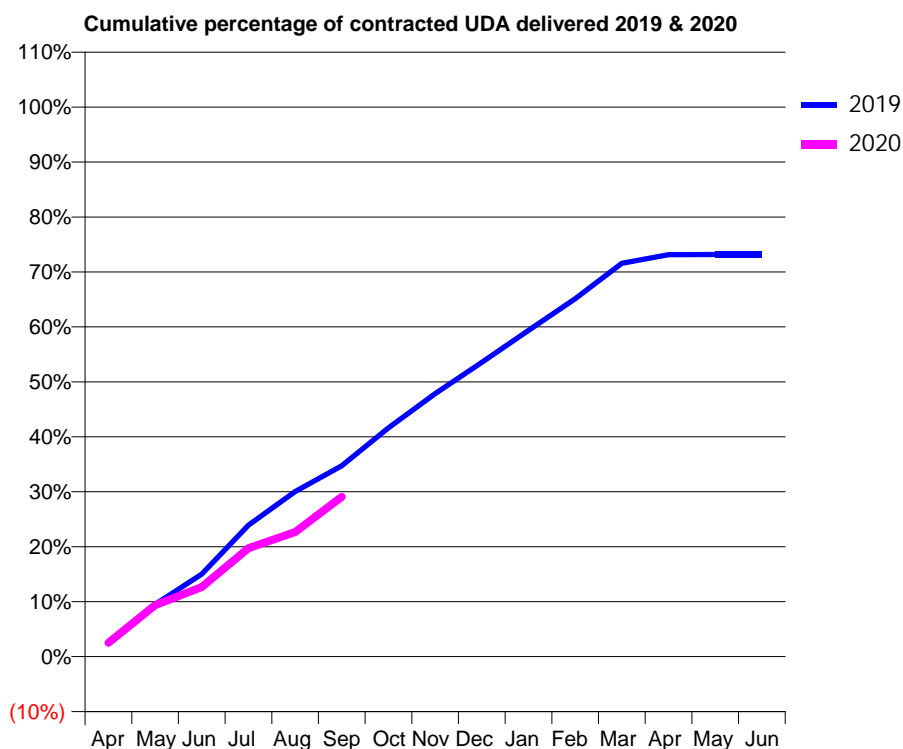
19/20 Contracted general activity (UDA)	32,273
Carry forward general activity (UDA)	0
19/20 Contracted orthodontic activity (UOA)	500
Carry forward orthodontic activity (UOA)	0
Baseline contract value	£937,732.97

ACCESS*

Patients seen in 24 months	Total	Change since previous quarter
Quarter ending September 2018	8,655	
Quarter ending December 2018	8,707	→
Quarter ending March 2019	8,493	↓
Quarter ending June 2019	8,287	↓
Quarter ending September 2019	8,152	↓
Variance since September 2018	(5.8%)	↓



ACTIVITY



Month	Adjusted Scheduled Activity (UDA)	
	2019	2020
April	781	821
May	3,072	3,017
June	4,847	4,083
July	7,723	6,368
August	9,694	7,320
September	11,212	9,384
October	13,433	
November	15,444	
December	17,283	
January	19,158	
February	21,018	
March	23,098	
April	23,605	
May	23,618	
June	23,620	

QUALITY

	Quantity	Base Number	Contract	AT	Region	England
% of FP17s for the same patient ID Re-attending within 3 months - Children	117	1,573	7.4%	11.7%	12.1%	11.5%
% of FP17s for the same patient ID Re-attending within 3 months - Adults	410	3,573	11.5%	14.7%	15.6%	15.4%
% of FP17s for the same patient ID Re-attending between 3 & 9 months - Children	908	1,573	57.7%	55.2%	61.2%	59.7%
% of FP17s for the same patient ID Re-attending between 3 & 9 months - Adults	2,209	3,573	61.8%	51.5%	54.3%	51.7%
% of FP17s for Band 1 Urgent Courses	410	4,871	8.4%	9.1%	9.1%	9.2%
% of FP17s Relating to Free Repair or Replacements	31	4,871	0.6%	1.2%	0.9%	0.7%
% of FP17s Relating to Continuations	54	4,871	1.1%	1.3%	1.0%	0.8%
% of Patients satisfied with the dentistry they have received	4	4	N/A	95.3%	94.4%	93.5%
% of Patients satisfied with the time they had to wait for an appointment	4	4	N/A	88.2%	88.1%	87.4%

* This is based on patients treated on this contract for their most recent course of treatment. Figures in italics indicate the base number of FP17s or Patient Questionnaire responses are less than 100. N/A is shown where the base number of responses is less than 10 during the period. % is calculated as Quantity/Base number*100

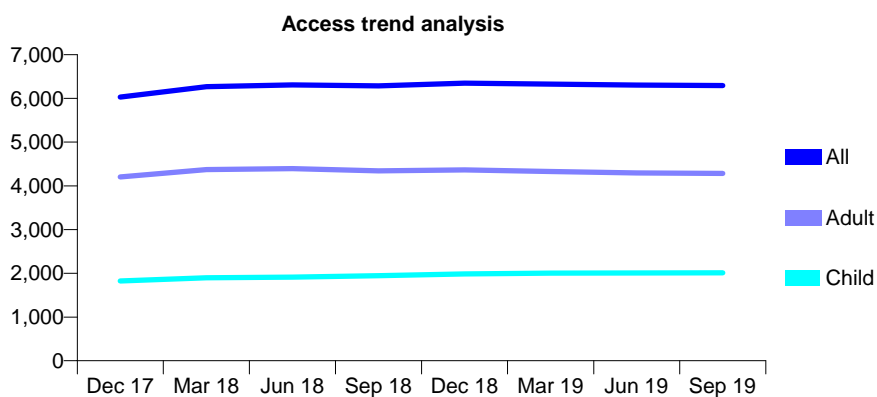
Q45 - Vital Signs At a Glance Contract Report for 101338/0085 - September 2019

Name or company name	Whitecross Dental Care Limited
Contract type name	GDS Contract
Purpose of contract	General
Contract start date	01/04/2009
Contract end date	

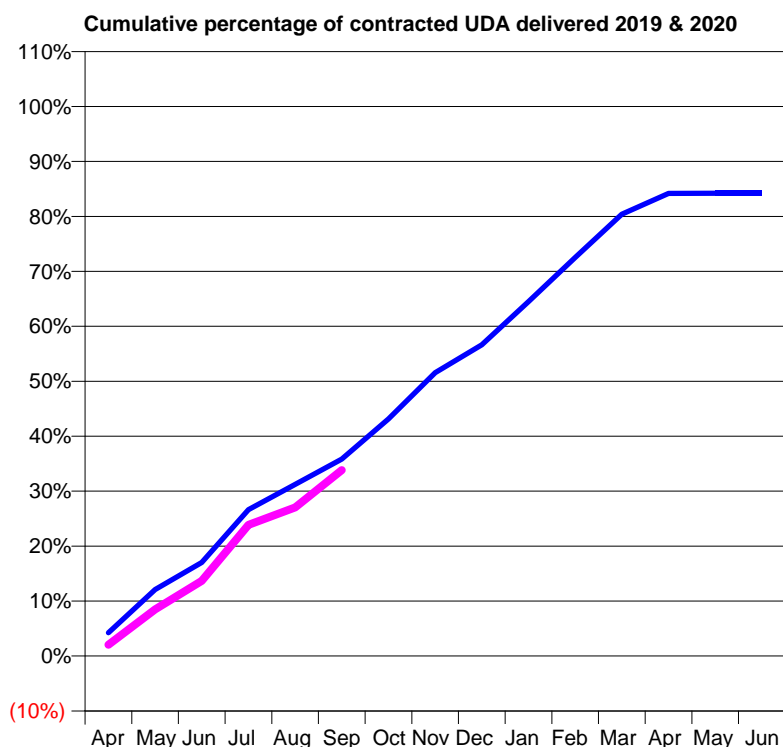
19/20 Contracted general activity (UDA)	19,500
Carry forward general activity (UDA)	0
19/20 Contracted orthodontic activity (UOA)	0
Carry forward orthodontic activity (UOA)	0
Baseline contract value	£563,059.56

ACCESS*

Patients seen in 24 months	Total	Change since previous quarter
Quarter ending September 2018	6,287	
Quarter ending December 2018	6,348	→
Quarter ending March 2019	6,328	→
Quarter ending June 2019	6,304	→
Quarter ending September 2019	6,295	→
Variance since September 2018	0.1%	→



ACTIVITY



Month	Adjusted Scheduled Activity (UDA)	
	2019	2020
April	828	401
May	2,360	1,659
June	3,319	2,666
July	5,195	4,656
August	6,091	5,276
September	6,988	6,600
October	8,418	
November	10,055	
December	11,042	
January	12,574	
February	14,140	
March	15,674	
April	16,415	
May	16,418	
June	16,418	

QUALITY

	Quantity	Base Number	Contract	AT	Region	England
% of FP17s for the same patient ID Re-attending within 3 months - Children	68	1,138	6.0%	11.7%	12.1%	11.5%
% of FP17s for the same patient ID Re-attending within 3 months - Adults	196	2,022	9.7%	14.7%	15.6%	15.4%
% of FP17s for the same patient ID Re-attending between 3 & 9 months - Children	534	1,138	46.9%	55.2%	61.2%	59.7%
% of FP17s for the same patient ID Re-attending between 3 & 9 months - Adults	908	2,022	44.9%	51.5%	54.3%	51.7%
% of FP17s for Band 1 Urgent Courses	152	2,890	5.3%	9.1%	9.1%	9.2%
% of FP17s Relating to Free Repair or Replacements	18	2,890	0.6%	1.2%	0.9%	0.7%
% of FP17s Relating to Continuations	35	2,890	1.2%	1.3%	1.0%	0.8%
% of Patients satisfied with the dentistry they have received	1	1	N/A	95.3%	94.4%	93.5%
% of Patients satisfied with the time they had to wait for an appointment	1	1	N/A	88.2%	88.1%	87.4%

* This is based on patients treated on this contract for their most recent course of treatment. Figures in italics indicate the base number of FP17s or Patient Questionnaire responses are less than 100. N/A is shown where the base number of responses is less than 10 during the period. % is calculated as Quantity/Base number*100

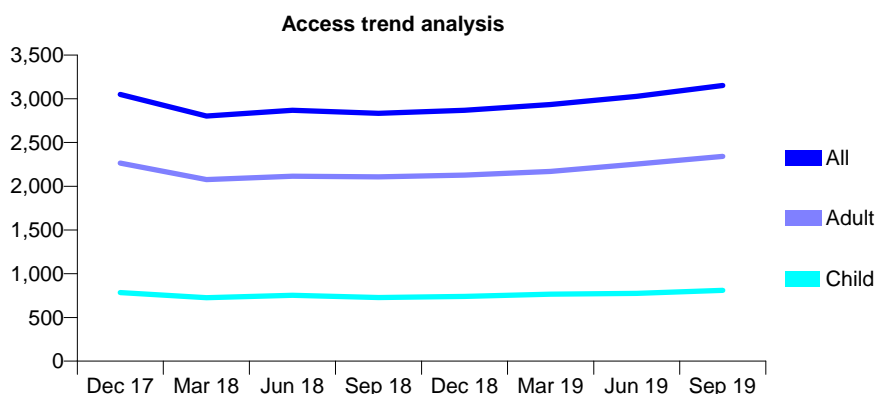
Q45 - Vital Signs At a Glance Contract Report for 101435/0059 - September 2019

Name or company name	Pelton Lane End Dental Practice Partnershi
Contract type name	GDS Contract
Purpose of contract	General
Contract start date	01/04/2007
Contract end date	

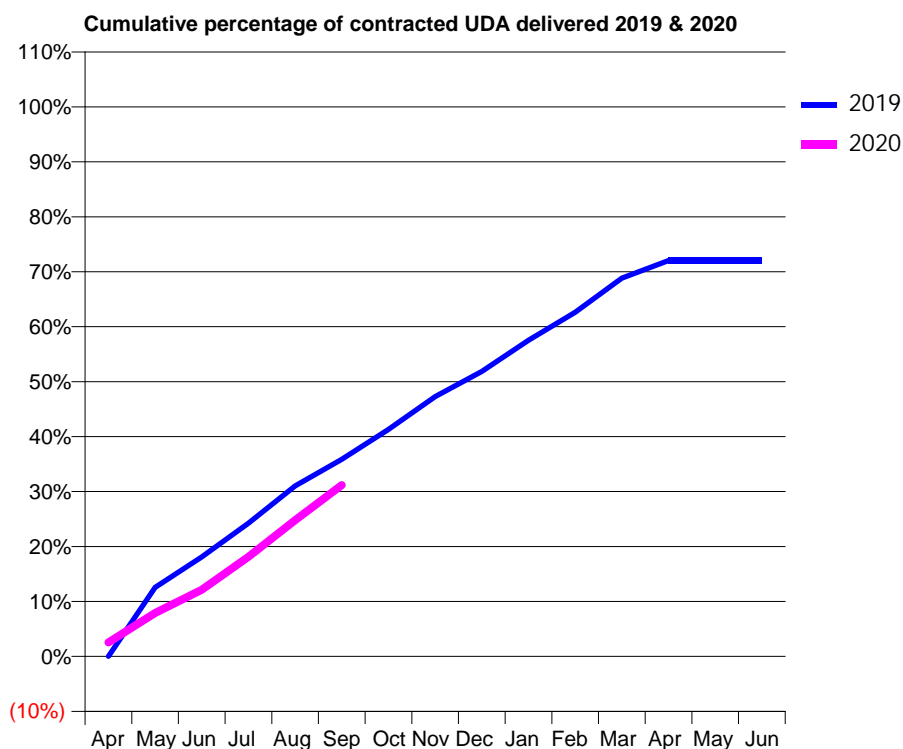
19/20 Contracted general activity (UDA)	14,807
Carry forward general activity (UDA)	0
19/20 Contracted orthodontic activity (UOA)	0
Carry forward orthodontic activity (UOA)	0
Baseline contract value	£324,194.40

ACCESS*

Patients seen in 24 months	Total	Change since previous quarter
Quarter ending September 2018	2,835	
Quarter ending December 2018	2,868	→
Quarter ending March 2019	2,935	↑
Quarter ending June 2019	3,028	↑
Quarter ending September 2019	3,152	↑
Variance since September 2018	11.2%	↑



ACTIVITY



Month	2019	2020
April	0	380
May	1,862	1,170
June	2,679	1,796
July	3,591	2,687
August	4,593	3,671
September	5,307	4,616
October	6,117	
November	7,001	
December	7,677	
January	8,517	
February	9,273	
March	10,190	
April	10,665	
May	10,665	
June	10,665	

QUALITY

	Quantity	Base Number	Contract	AT	Region	England
% of FP17s for the same patient ID Re-attending within 3 months - Children	23	598	3.8%	11.7%	12.1%	11.5%
% of FP17s for the same patient ID Re-attending within 3 months - Adults	103	1,648	6.3%	14.7%	15.6%	15.4%
% of FP17s for the same patient ID Re-attending between 3 & 9 months - Children	380	598	63.5%	55.2%	61.2%	59.7%
% of FP17s for the same patient ID Re-attending between 3 & 9 months - Adults	941	1,648	57.1%	51.5%	54.3%	51.7%
% of FP17s for Band 1 Urgent Courses	185	2,093	8.8%	9.1%	9.1%	9.2%
% of FP17s Relating to Free Repair or Replacements	12	2,093	0.6%	1.2%	0.9%	0.7%
% of FP17s Relating to Continuations	7	2,093	0.3%	1.3%	1.0%	0.8%
% of Patients satisfied with the dentistry they have received	1	1	N/A	95.3%	94.4%	93.5%
% of Patients satisfied with the time they had to wait for an appointment	1	1	N/A	88.2%	88.1%	87.4%

* This is based on patients treated on this contract for their most recent course of treatment. Figures in italics indicate the base number of FP17s or Patient Questionnaire responses are less than 100. N/A is shown where the base number of responses is less than 10 during the period. % is calculated as Quantity/Base number*100

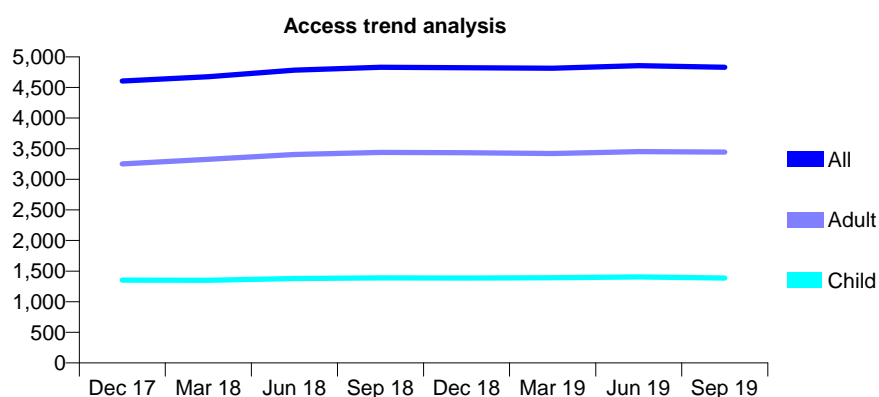
Q45 - Vital Signs At a Glance Contract Report for 101435/0060 - September 2019

Name or company name	IDH Limited
Contract type name	GDS Contract
Purpose of contract	General
Contract start date	11/06/2007
Contract end date	

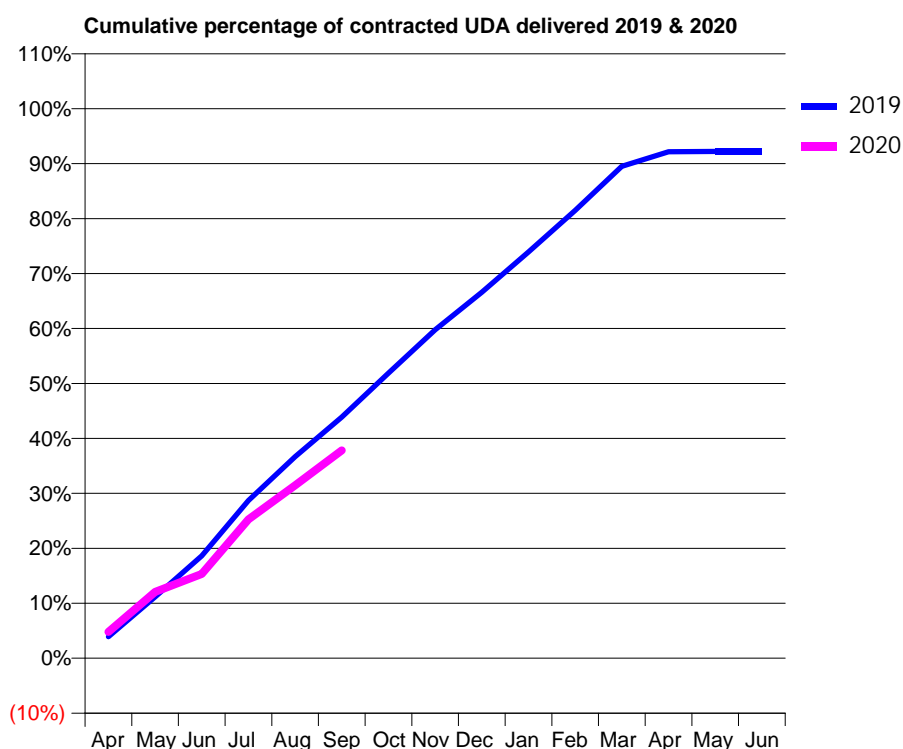
19/20 Contracted general activity (UDA)	15,717
Carry forward general activity (UDA)	0
19/20 Contracted orthodontic activity (UOA)	0
Carry forward orthodontic activity (UOA)	0
Baseline contract value	£355,476.40

ACCESS*

Patients seen in 24 months	Total	Change since previous quarter
Quarter ending September 2018	4,828	
Quarter ending December 2018	4,822	→
Quarter ending March 2019	4,813	→
Quarter ending June 2019	4,856	→
Quarter ending September 2019	4,831	→
Variance since September 2018	0.1%	→



ACTIVITY



Month	2019	2020
April	617	754
May	1,755	1,897
June	2,927	2,413
July	4,511	3,974
August	5,764	4,944
September	6,898	5,943
October	8,157	
November	9,395	
December	10,464	
January	11,618	
February	12,809	
March	14,070	
April	14,484	
May	14,492	
June	14,492	

QUALITY

	Quantity	Base Number	Contract	AT	Region	England
% of FP17s for the same patient ID Re-attending within 3 months - Children	41	853	4.8%	11.7%	12.1%	11.5%
% of FP17s for the same patient ID Re-attending within 3 months - Adults	219	1,958	11.2%	14.7%	15.6%	15.4%
% of FP17s for the same patient ID Re-attending between 3 & 9 months - Children	516	853	60.5%	55.2%	61.2%	59.7%
% of FP17s for the same patient ID Re-attending between 3 & 9 months - Adults	967	1,958	49.4%	51.5%	54.3%	51.7%
% of FP17s for Band 1 Urgent Courses	307	2,628	11.7%	9.1%	9.1%	9.2%
% of FP17s Relating to Free Repair or Replacements	23	2,628	0.9%	1.2%	0.9%	0.7%
% of FP17s Relating to Continuations	24	2,628	0.9%	1.3%	1.0%	0.8%
% of Patients satisfied with the dentistry they have received	3	3	N/A	95.3%	94.4%	93.5%
% of Patients satisfied with the time they had to wait for an appointment	3	3	N/A	88.2%	88.1%	87.4%

* This is based on patients treated on this contract for their most recent course of treatment.

Figures in italics indicate the base number of FP17s or Patient Questionnaire responses are less than 100. N/A is shown where the base number of responses is less than 10 during the period. % is calculated as Quantity/Base number*100

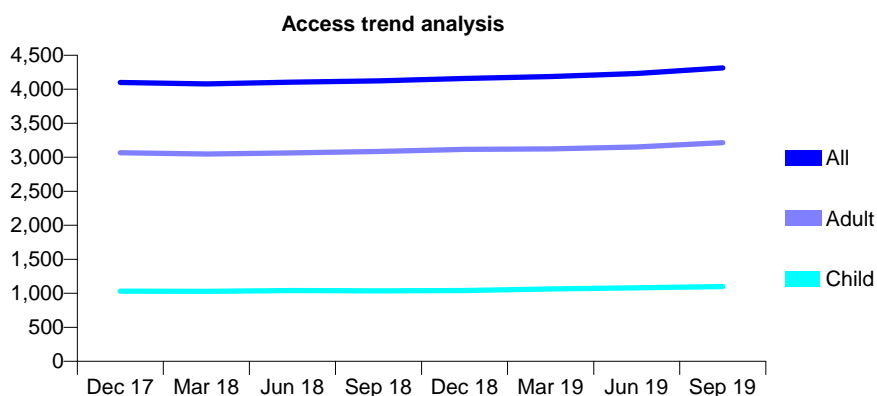
Q45 - Vital Signs At a Glance Contract Report for 101435/0078 - September 2019

Name or company name	IDH Limited
Contract type name	GDS Contract
Purpose of contract	General
Contract start date	01/01/2008
Contract end date	

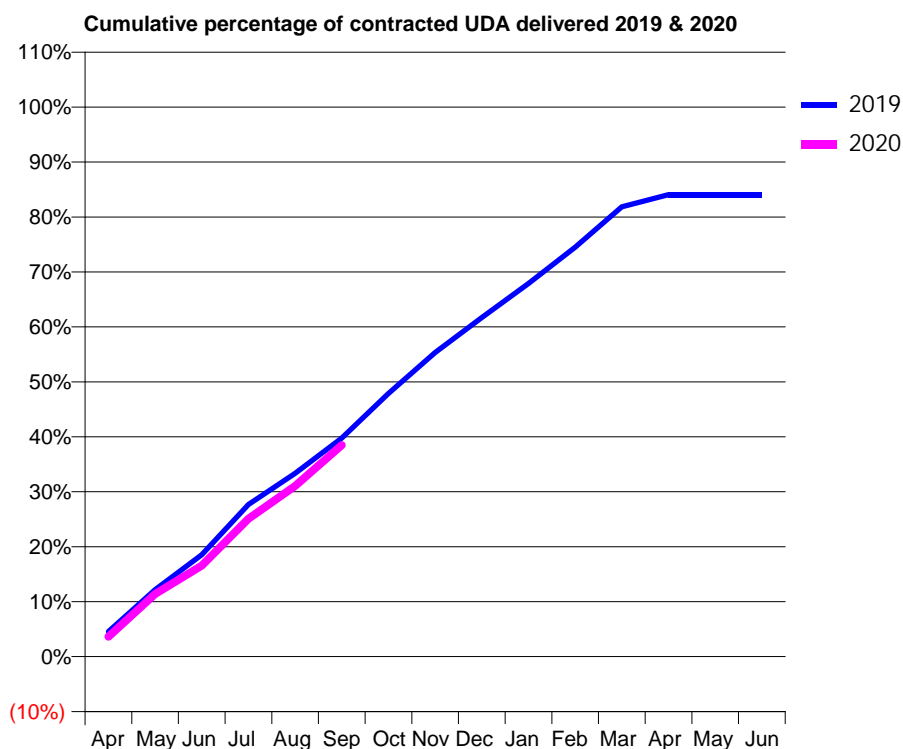
19/20 Contracted general activity (UDA)	12,500
Carry forward general activity (UDA)	0
19/20 Contracted orthodontic activity (UOA)	0
Carry forward orthodontic activity (UOA)	0
Baseline contract value	£344,669.95

ACCESS*

Patients seen in 24 months	Total	Change since previous quarter
Quarter ending September 2018	4,122	
Quarter ending December 2018	4,159	→
Quarter ending March 2019	4,187	→
Quarter ending June 2019	4,233	→
Quarter ending September 2019	4,315	→
Variance since September 2018	4.7%	↑



ACTIVITY



Month	Adjusted Scheduled Activity (UDA)	
	2019	2020
April	570	453
May	1,525	1,425
June	2,319	2,070
July	3,460	3,138
August	4,169	3,881
September	4,971	4,812
October	5,985	
November	6,918	
December	7,712	
January	8,488	
February	9,313	
March	10,230	
April	10,506	
May	10,507	
June	10,507	

QUALITY

	Quantity	Base Number	Contract	AT	Region	England
% of FP17s for the same patient ID Re-attending within 3 months - Children	27	699	3.9%	11.7%	12.1%	11.5%
% of FP17s for the same patient ID Re-attending within 3 months - Adults	181	2,009	9.0%	14.7%	15.6%	15.4%
% of FP17s for the same patient ID Re-attending between 3 & 9 months - Children	427	699	61.1%	55.2%	61.2%	59.7%
% of FP17s for the same patient ID Re-attending between 3 & 9 months - Adults	1,151	2,009	57.3%	51.5%	54.3%	51.7%
% of FP17s for Band 1 Urgent Courses	99	2,549	3.9%	9.1%	9.1%	9.2%
% of FP17s Relating to Free Repair or Replacements	4	2,549	0.2%	1.2%	0.9%	0.7%
% of FP17s Relating to Continuations	32	2,549	1.3%	1.3%	1.0%	0.8%
% of Patients satisfied with the dentistry they have received	0	0	N/A	95.3%	94.4%	93.5%
% of Patients satisfied with the time they had to wait for an appointment	0	0	N/A	88.2%	88.1%	87.4%

* This is based on patients treated on this contract for their most recent course of treatment. Figures in italics indicate the base number of FP17s or Patient Questionnaire responses are less than 100. N/A is shown where the base number of responses is less than 10 during the period. % is calculated as Quantity/Base number*100

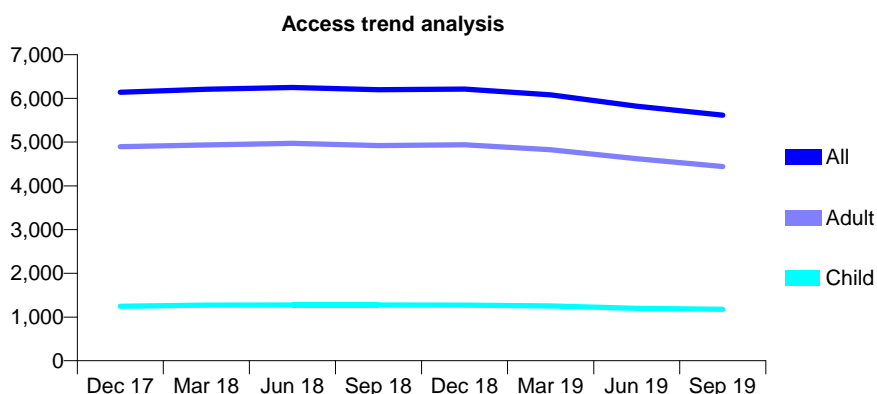
Q45 - Vital Signs At a Glance Contract Report for 101435/0115 - September 2019

Name or company name	IDH Limited
Contract type name	GDS Contract
Purpose of contract	General
Contract start date	01/09/2008
Contract end date	

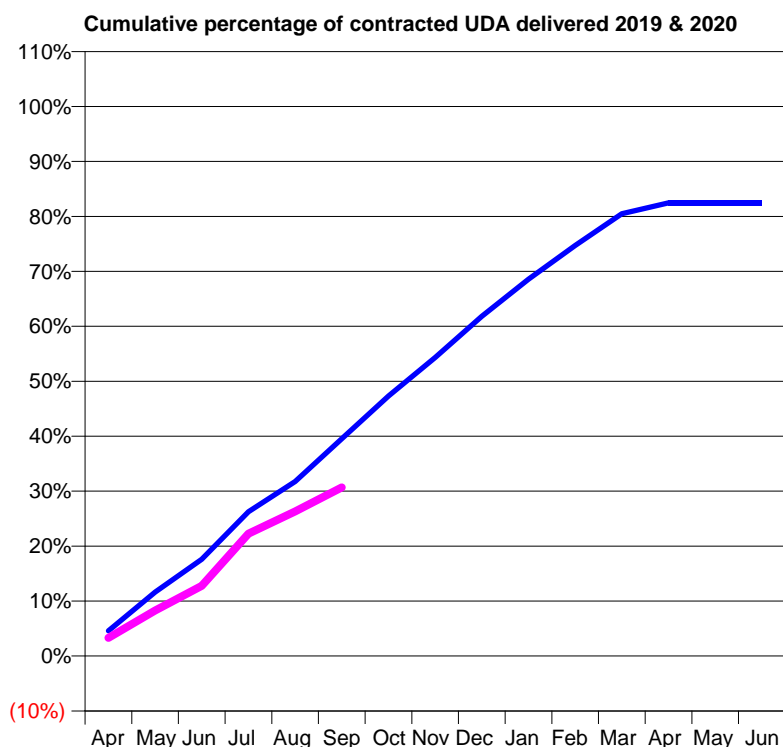
19/20 Contracted general activity (UDA)	18,500
Carry forward general activity (UDA)	0
19/20 Contracted orthodontic activity (UOA)	0
Carry forward orthodontic activity (UOA)	0
Baseline contract value	£478,568.01

ACCESS*

Patients seen in 24 months	Total	Change since previous quarter
Quarter ending September 2018	6,199	
Quarter ending December 2018	6,215	→
Quarter ending March 2019	6,080	↓
Quarter ending June 2019	5,821	↓
Quarter ending September 2019	5,618	↓
Variance since September 2018	(9.4%)	↓



ACTIVITY



Month	Adjusted Scheduled Activity (UDA)	
	2019	2020
April	851	615
May	2,152	1,535
June	3,256	2,364
July	4,861	4,120
August	5,873	4,867
September	7,316	5,678
October	8,753	
November	10,050	
December	11,437	
January	12,685	
February	13,821	
March	14,891	
April	15,257	
May	15,255	
June	15,256	

QUALITY

	Quantity	Base Number	Contract	AT	Region	England
% of FP17s for the same patient ID Re-attending within 3 months - Children	28	649	4.3%	11.7%	12.1%	11.5%
% of FP17s for the same patient ID Re-attending within 3 months - Adults	300	2,294	13.1%	14.7%	15.6%	15.4%
% of FP17s for the same patient ID Re-attending between 3 & 9 months - Children	393	649	60.6%	55.2%	61.2%	59.7%
% of FP17s for the same patient ID Re-attending between 3 & 9 months - Adults	1,279	2,294	55.8%	51.5%	54.3%	51.7%
% of FP17s for Band 1 Urgent Courses	304	2,759	11.0%	9.1%	9.1%	9.2%
% of FP17s Relating to Free Repair or Replacements	8	2,759	0.3%	1.2%	0.9%	0.7%
% of FP17s Relating to Continuations	33	2,759	1.2%	1.3%	1.0%	0.8%
% of Patients satisfied with the dentistry they have received	2	3	N/A	95.3%	94.4%	93.5%
% of Patients satisfied with the time they had to wait for an appointment	2	3	N/A	88.2%	88.1%	87.4%

* This is based on patients treated on this contract for their most recent course of treatment. Figures in italics indicate the base number of FP17s or Patient Questionnaire responses are less than 100. N/A is shown where the base number of responses is less than 10 during the period. % is calculated as Quantity/Base number*100

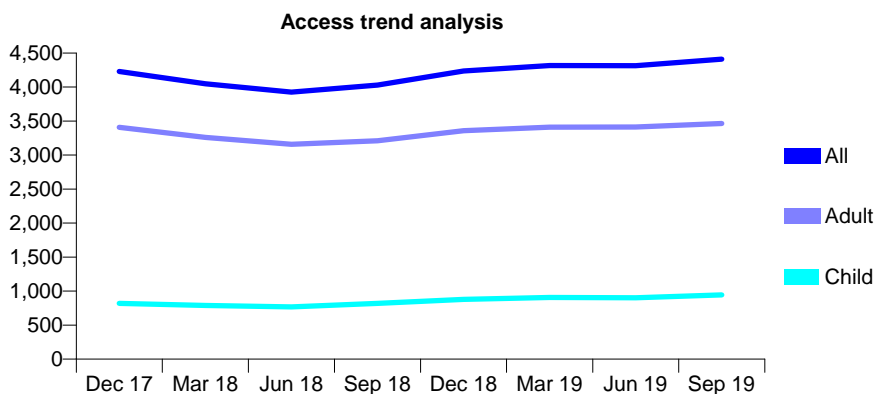
Q45 - Vital Signs At a Glance Contract Report for 103888/0001 - September 2019

Name or company name	The Fairfield Dental Practice Partnership
Contract type name	GDS Contract
Purpose of contract	General and Orthodontic
Contract start date	23/11/2011
Contract end date	

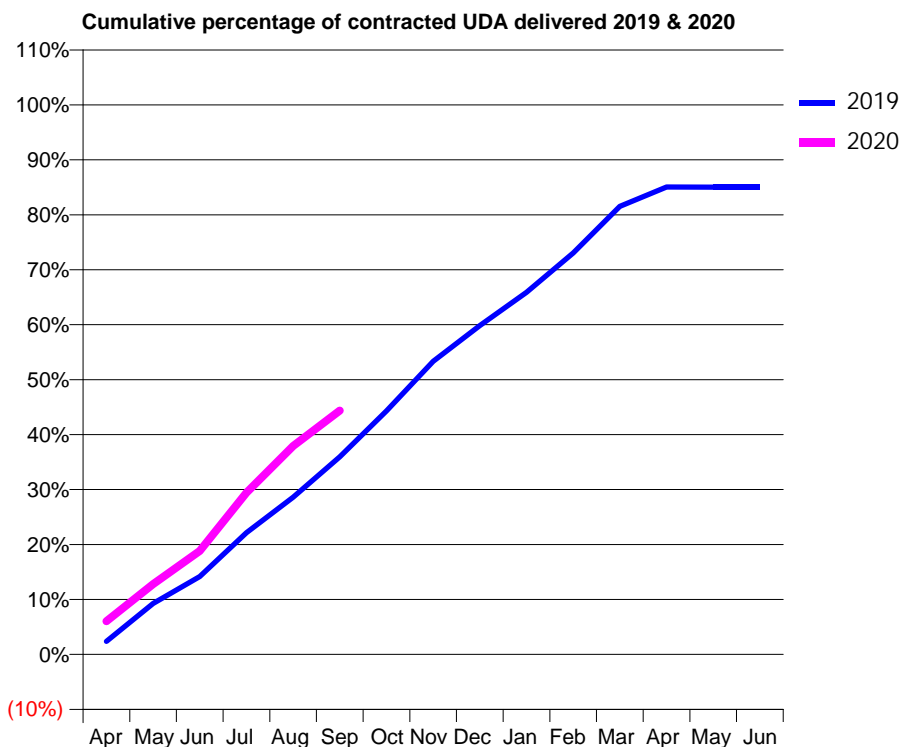
19/20 Contracted general activity (UDA)	12,432
Carry forward general activity (UDA)	0
19/20 Contracted orthodontic activity (UOA)	0
Carry forward orthodontic activity (UOA)	0
Baseline contract value	£331,109.92

ACCESS*

Patients seen in 24 months	Total	Change since previous quarter
Quarter ending September 2018	4,031	
Quarter ending December 2018	4,237	↑
Quarter ending March 2019	4,316	→
Quarter ending June 2019	4,315	→
Quarter ending September 2019	4,411	↑
Variance since September 2018	9.4%	↑



ACTIVITY



Month	2019	2020
April	294	752
May	1,154	1,593
June	1,764	2,343
July	2,752	3,658
August	3,560	4,718
September	4,468	5,518
October	5,506	
November	6,631	
December	7,439	
January	8,192	
February	9,083	
March	10,136	
April	10,573	
May	10,569	
June	10,569	

QUALITY

	Quantity	Base Number	Contract	AT	Region	England
% of FP17s for the same patient ID Re-attending within 3 months - Children	17	597	2.8%	11.7%	12.1%	11.5%
% of FP17s for the same patient ID Re-attending within 3 months - Adults	198	2,119	9.3%	14.7%	15.6%	15.4%
% of FP17s for the same patient ID Re-attending between 3 & 9 months - Children	284	597	47.6%	55.2%	61.2%	59.7%
% of FP17s for the same patient ID Re-attending between 3 & 9 months - Adults	978	2,119	46.2%	51.5%	54.3%	51.7%
% of FP17s for Band 1 Urgent Courses	58	2,541	2.3%	9.1%	9.1%	9.2%
% of FP17s Relating to Free Repair or Replacements	30	2,541	1.2%	1.2%	0.9%	0.7%
% of FP17s Relating to Continuations	61	2,541	2.4%	1.3%	1.0%	0.8%
% of Patients satisfied with the dentistry they have received	2	2	N/A	95.3%	94.4%	93.5%
% of Patients satisfied with the time they had to wait for an appointment	1	2	N/A	88.2%	88.1%	87.4%

* This is based on patients treated on this contract for their most recent course of treatment. Figures in italics indicate the base number of FP17s or Patient Questionnaire responses are less than 100. N/A is shown where the base number of responses is less than 10 during the period. % is calculated as Quantity/Base number*100

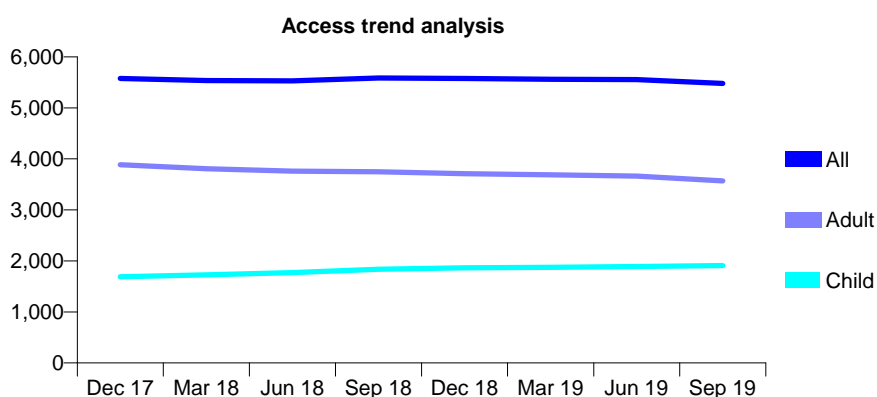
Q45 - Vital Signs At a Glance Contract Report for 114197/0001 - September 2019

Name or company name	Elliott & McCarthy Dental Surgery
Contract type name	GDS Contract
Purpose of contract	General
Contract start date	01/07/2014
Contract end date	

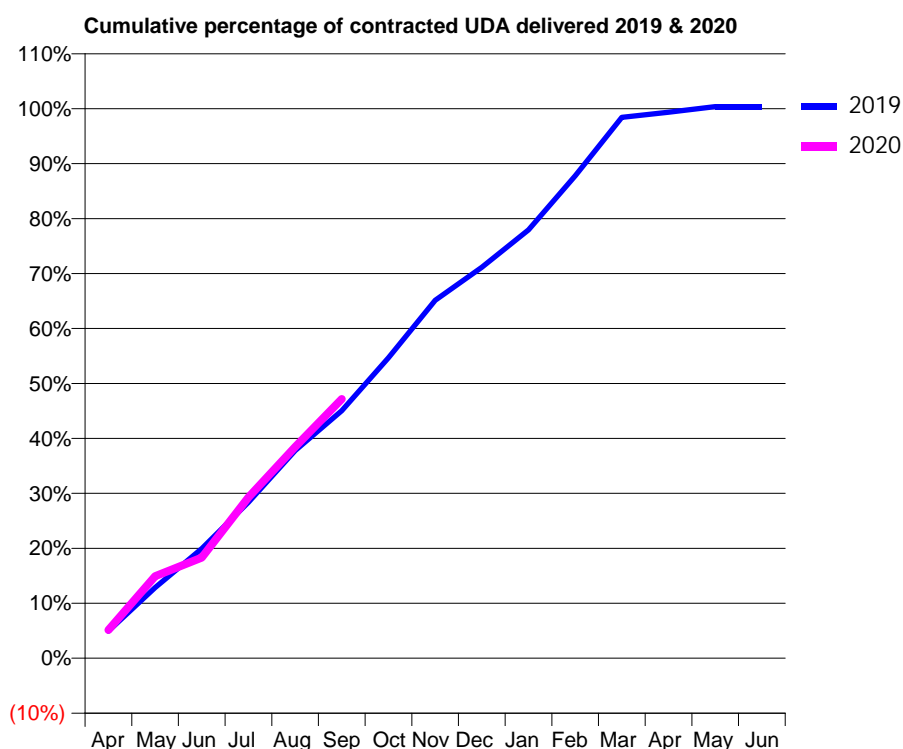
19/20 Contracted general activity (UDA)	16,176
Carry forward general activity (UDA)	-65
19/20 Contracted orthodontic activity (UOA)	0
Carry forward orthodontic activity (UOA)	0
Baseline contract value	£606,900.00

ACCESS*

Patients seen in 24 months	Total	Change since previous quarter
Quarter ending September 2018	5,585	
Quarter ending December 2018	5,577	→
Quarter ending March 2019	5,563	→
Quarter ending June 2019	5,554	→
Quarter ending September 2019	5,478	↓
Variance since September 2018	(1.9%)	↓



ACTIVITY



Month	2019	2020
April	853	830
May	2,222	2,417
June	3,449	2,961
July	4,906	4,735
August	6,535	6,220
September	7,787	7,628
October	9,456	
November	11,262	
December	12,304	
January	13,482	
February	15,179	
March	17,019	
April	17,184	
May	17,358	
June	17,358	

QUALITY

	Quantity	Base Number	Contract	AT	Region	England
% of FP17s for the same patient ID Re-attending within 3 months - Children	74	1,250	5.9%	11.7%	12.1%	11.5%
% of FP17s for the same patient ID Re-attending within 3 months - Adults	255	2,272	11.2%	14.7%	15.6%	15.4%
% of FP17s for the same patient ID Re-attending between 3 & 9 months - Children	748	1,250	59.8%	55.2%	61.2%	59.7%
% of FP17s for the same patient ID Re-attending between 3 & 9 months - Adults	1,380	2,272	60.7%	51.5%	54.3%	51.7%
% of FP17s for Band 1 Urgent Courses	239	3,335	7.2%	9.1%	9.1%	9.2%
% of FP17s Relating to Free Repair or Replacements	26	3,335	0.8%	1.2%	0.9%	0.7%
% of FP17s Relating to Continuations	15	3,335	0.4%	1.3%	1.0%	0.8%
% of Patients satisfied with the dentistry they have received	7	7	N/A	95.3%	94.4%	93.5%
% of Patients satisfied with the time they had to wait for an appointment	6	7	N/A	88.2%	88.1%	87.4%

* This is based on patients treated on this contract for their most recent course of treatment. Figures in italics indicate the base number of FP17s or Patient Questionnaire responses are less than 100. N/A is shown where the base number of responses is less than 10 during the period. % is calculated as Quantity/Base number*100

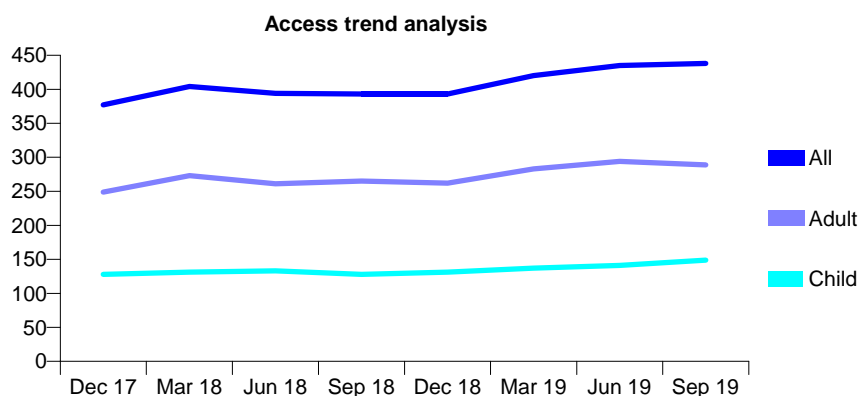
Q45 - Vital Signs At a Glance Contract Report for 114405/0001 - September 2019

Name or company name	Mr D Lamb
Contract type name	GDS Contract
Purpose of contract	General
Contract start date	01/07/2014
Contract end date	

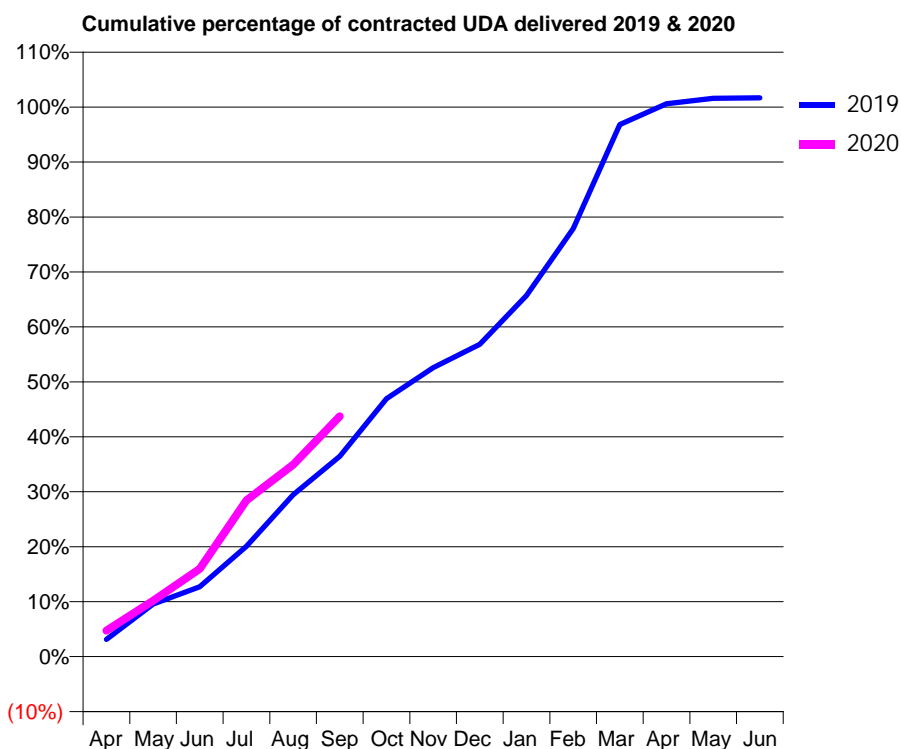
19/20 Contracted general activity (UDA)	1,221
Carry forward general activity (UDA)	-20
19/20 Contracted orthodontic activity (UOA)	0
Carry forward orthodontic activity (UOA)	0
Baseline contract value	£38,073.94

ACCESS*

Patients seen in 24 months	Total	Change since previous quarter
Quarter ending September 2018	393	
Quarter ending December 2018	393	→
Quarter ending March 2019	420	↑
Quarter ending June 2019	435	↑
Quarter ending September 2019	438	→
Variance since September 2018	11.5%	↑



ACTIVITY



Month	Adjusted Scheduled Activity (UDA)	
	2019	2020
April	38	58
May	117	124
June	155	195
July	245	347
August	360	427
September	445	534
October	573	
November	642	
December	694	
January	802	
February	951	
March	1,182	
April	1,228	
May	1,240	
June	1,241	

QUALITY

	Quantity	Base Number	Contract	AT	Region	England
% of FP17s for the same patient ID Re-attending within 3 months - Children	10	116	8.6%	11.7%	12.1%	11.5%
% of FP17s for the same patient ID Re-attending within 3 months - Adults	29	171	17.0%	14.7%	15.6%	15.4%
% of FP17s for the same patient ID Re-attending between 3 & 9 months - Children	78	116	67.2%	55.2%	61.2%	59.7%
% of FP17s for the same patient ID Re-attending between 3 & 9 months - Adults	78	171	45.6%	51.5%	54.3%	51.7%
% of FP17s for Band 1 Urgent Courses	24	256	9.4%	9.1%	9.1%	9.2%
% of FP17s Relating to Free Repair or Replacements	1	256	0.4%	1.2%	0.9%	0.7%
% of FP17s Relating to Continuations	0	256	0.0%	1.3%	1.0%	0.8%
% of Patients satisfied with the dentistry they have received	0	0	N/A	95.3%	94.4%	93.5%
% of Patients satisfied with the time they had to wait for an appointment	0	0	N/A	88.2%	88.1%	87.4%

* This is based on patients treated on this contract for their most recent course of treatment. Figures in italics indicate the base number of FP17s or Patient Questionnaire responses are less than 100. N/A is shown where the base number of responses is less than 10 during the period. % is calculated as Quantity/Base number*100

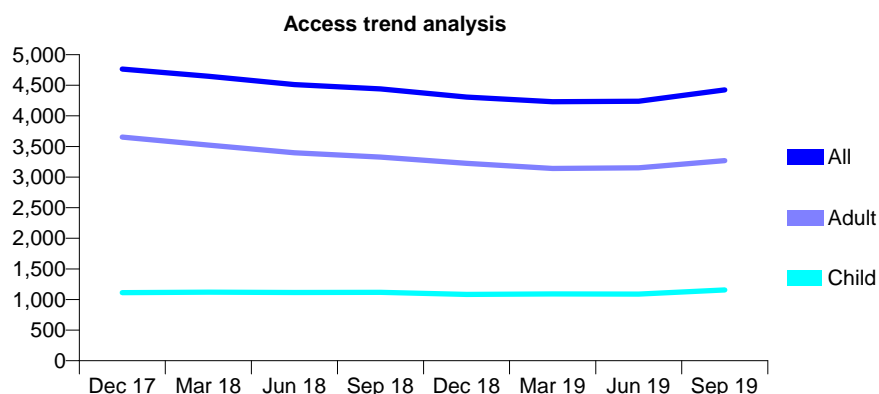
Q45 - Vital Signs At a Glance Contract Report for 115134/0001 - September 2019

Name or company name	Grace Dental Care Partnership
Contract type name	GDS Contract
Purpose of contract	General
Contract start date	01/11/2015
Contract end date	

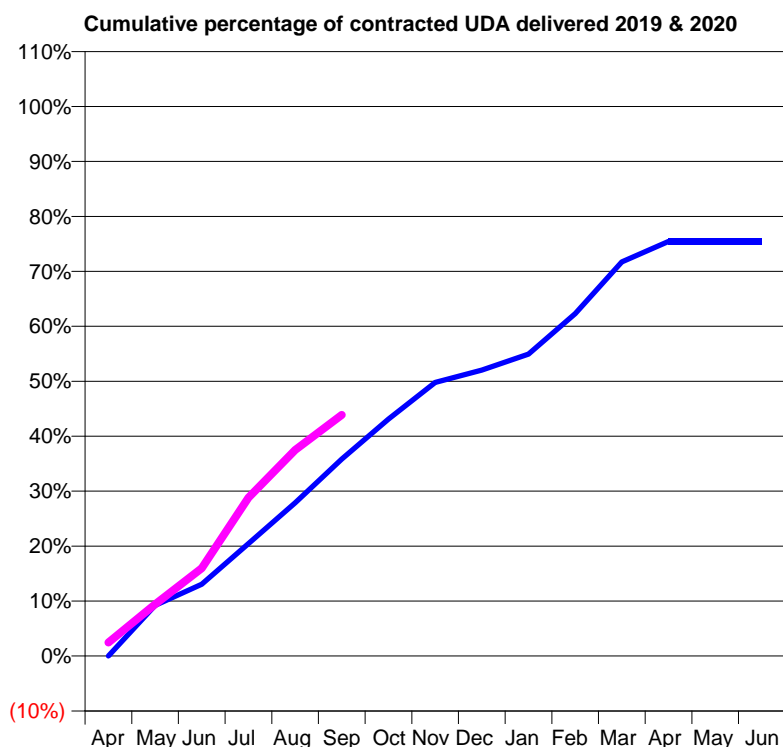
19/20 Contracted general activity (UDA)	13,542
Carry forward general activity (UDA)	0
19/20 Contracted orthodontic activity (UOA)	0
Carry forward orthodontic activity (UOA)	0
Baseline contract value	£359,837.42

ACCESS*

Patients seen in 24 months	Total	Change since previous quarter
Quarter ending September 2018	4,442	
Quarter ending December 2018	4,309	↓
Quarter ending March 2019	4,233	↓
Quarter ending June 2019	4,239	→
Quarter ending September 2019	4,427	↑
Variance since September 2018	(0.3%)	→



ACTIVITY



Month	Adjusted Scheduled Activity (UDA)	
	2019	2020
April	1	333
May	1,251	1,277
June	1,768	2,165
July	2,772	3,903
August	3,778	5,078
September	4,852	5,943
October	5,837	
November	6,741	
December	7,047	
January	7,439	
February	8,437	
March	9,713	
April	10,214	
May	10,214	
June	10,214	

QUALITY

	Quantity	Base Number	Contract	AT	Region	England
% of FP17s for the same patient ID Re-attending within 3 months - Children	18	765	2.4%	11.7%	12.1%	11.5%
% of FP17s for the same patient ID Re-attending within 3 months - Adults	91	2,211	4.1%	14.7%	15.6%	15.4%
% of FP17s for the same patient ID Re-attending between 3 & 9 months - Children	252	765	32.9%	55.2%	61.2%	59.7%
% of FP17s for the same patient ID Re-attending between 3 & 9 months - Adults	1,011	2,211	45.7%	51.5%	54.3%	51.7%
% of FP17s for Band 1 Urgent Courses	32	2,793	1.1%	9.1%	9.1%	9.2%
% of FP17s Relating to Free Repair or Replacements	19	2,793	0.7%	1.2%	0.9%	0.7%
% of FP17s Relating to Continuations	16	2,793	0.6%	1.3%	1.0%	0.8%
% of Patients satisfied with the dentistry they have received	3	3	N/A	95.3%	94.4%	93.5%
% of Patients satisfied with the time they had to wait for an appointment	2	3	N/A	88.2%	88.1%	87.4%

* This is based on patients treated on this contract for their most recent course of treatment. Figures in italics indicate the base number of FP17s or Patient Questionnaire responses are less than 100. N/A is shown where the base number of responses is less than 10 during the period. % is calculated as Quantity/Base number*100

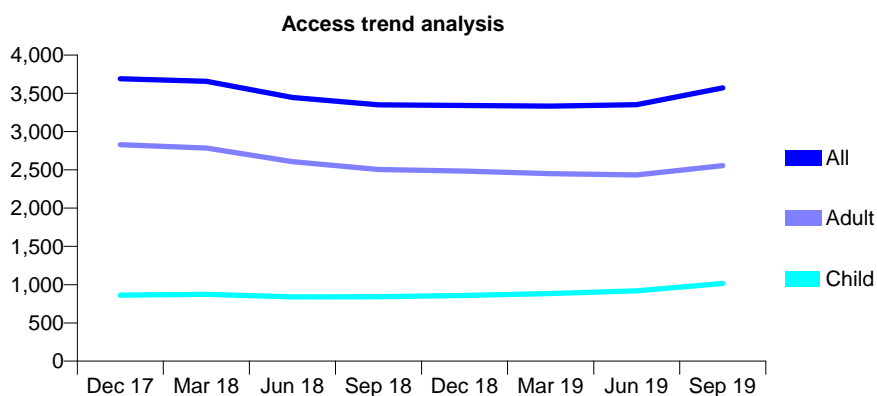
Q45 - Vital Signs At a Glance Contract Report for 115134/0002 - September 2019

Name or company name	Grace Dental Care Partnership
Contract type name	GDS Contract
Purpose of contract	General
Contract start date	01/11/2015
Contract end date	

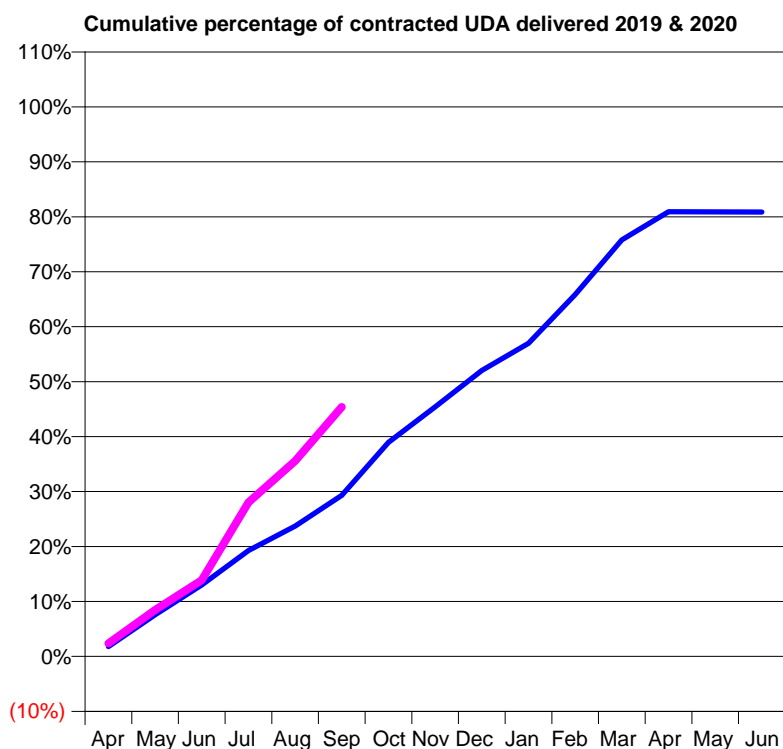
19/20 Contracted general activity (UDA)	13,675
Carry forward general activity (UDA)	0
19/20 Contracted orthodontic activity (UOA)	0
Carry forward orthodontic activity (UOA)	0
Baseline contract value	£527,061.16

ACCESS*

Patients seen in 24 months	Total	Change since previous quarter
Quarter ending September 2018	3,349	
Quarter ending December 2018	3,341	→
Quarter ending March 2019	3,333	→
Quarter ending June 2019	3,353	→
Quarter ending September 2019	3,570	↑
Variance since September 2018	6.6%	↑



ACTIVITY



Month	2019	2020
April	247	328
May	1,037	1,155
June	1,776	1,897
July	2,633	3,835
August	3,245	4,866
September	4,009	6,208
October	5,328	
November	6,210	
December	7,113	
January	7,792	
February	9,007	
March	10,364	
April	11,066	
May	11,061	
June	11,055	

QUALITY

	Quantity	Base Number	Contract	AT	Region	England
% of FP17s for the same patient ID Re-attending within 3 months - Children	15	625	2.4%	11.7%	12.1%	11.5%
% of FP17s for the same patient ID Re-attending within 3 months - Adults	109	1,593	6.8%	14.7%	15.6%	15.4%
% of FP17s for the same patient ID Re-attending between 3 & 9 months - Children	214	625	34.2%	55.2%	61.2%	59.7%
% of FP17s for the same patient ID Re-attending between 3 & 9 months - Adults	711	1,593	44.6%	51.5%	54.3%	51.7%
% of FP17s for Band 1 Urgent Courses	114	2,080	5.5%	9.1%	9.1%	9.2%
% of FP17s Relating to Free Repair or Replacements	14	2,080	0.7%	1.2%	0.9%	0.7%
% of FP17s Relating to Continuations	6	2,080	0.3%	1.3%	1.0%	0.8%
% of Patients satisfied with the dentistry they have received	3	3	N/A	95.3%	94.4%	93.5%
% of Patients satisfied with the time they had to wait for an appointment	3	3	N/A	88.2%	88.1%	87.4%

* This is based on patients treated on this contract for their most recent course of treatment. Figures in italics indicate the base number of FP17s or Patient Questionnaire responses are less than 100. N/A is shown where the base number of responses is less than 10 during the period. % is calculated as Quantity/Base number*100

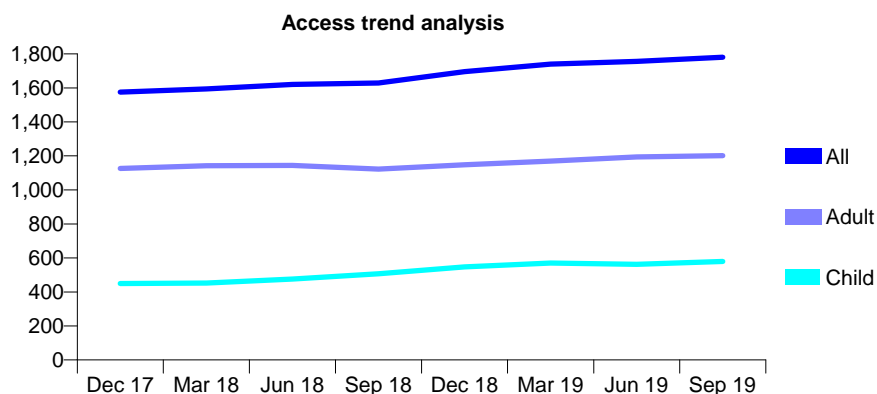
Q45 - Vital Signs At a Glance Contract Report for 116491/0001 - September 2019

Name or company name	Toothwise Ltd.
Contract type name	GDS Contract
Purpose of contract	General
Contract start date	01/04/2009
Contract end date	

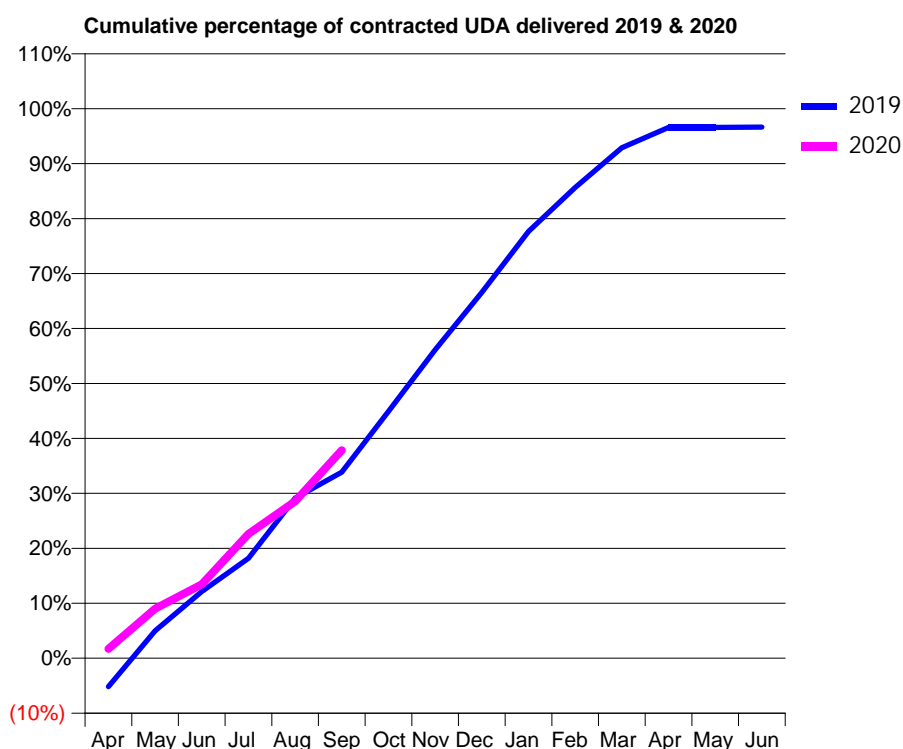
19/20 Contracted general activity (UDA)	4,589
Carry forward general activity (UDA)	154
19/20 Contracted orthodontic activity (UOA)	0
Carry forward orthodontic activity (UOA)	0
Baseline contract value	£161,416.39

ACCESS*

Patients seen in 24 months	Total	Change since previous quarter
Quarter ending September 2018	1,629	
Quarter ending December 2018	1,695	↑
Quarter ending March 2019	1,740	↑
Quarter ending June 2019	1,756	→
Quarter ending September 2019	1,780	→
Variance since September 2018	9.3%	↑



ACTIVITY



Month	2019	2020
April	-238	78
May	228	414
June	556	618
July	835	1,038
August	1,337	1,310
September	1,554	1,737
October	2,061	
November	2,576	
December	3,054	
January	3,565	
February	3,932	
March	4,262	
April	4,431	
May	4,431	
June	4,434	

QUALITY

	Quantity	Base Number	Contract	AT	Region	England
% of FP17s for the same patient ID Re-attending within 3 months - Children	23	476	4.8%	11.7%	12.1%	11.5%
% of FP17s for the same patient ID Re-attending within 3 months - Adults	66	819	8.1%	14.7%	15.6%	15.4%
% of FP17s for the same patient ID Re-attending between 3 & 9 months - Children	337	476	70.8%	55.2%	61.2%	59.7%
% of FP17s for the same patient ID Re-attending between 3 & 9 months - Adults	546	819	66.7%	51.5%	54.3%	51.7%
% of FP17s for Band 1 Urgent Courses	11	1,199	0.9%	9.1%	9.1%	9.2%
% of FP17s Relating to Free Repair or Replacements	2	1,199	0.2%	1.2%	0.9%	0.7%
% of FP17s Relating to Continuations	0	1,199	0.0%	1.3%	1.0%	0.8%
% of Patients satisfied with the dentistry they have received	3	3	N/A	95.3%	94.4%	93.5%
% of Patients satisfied with the time they had to wait for an appointment	3	3	N/A	88.2%	88.1%	87.4%

* This is based on patients treated on this contract for their most recent course of treatment. Figures in italics indicate the base number of FP17s or Patient Questionnaire responses are less than 100. N/A is shown where the base number of responses is less than 10 during the period. % is calculated as Quantity/Base number*100

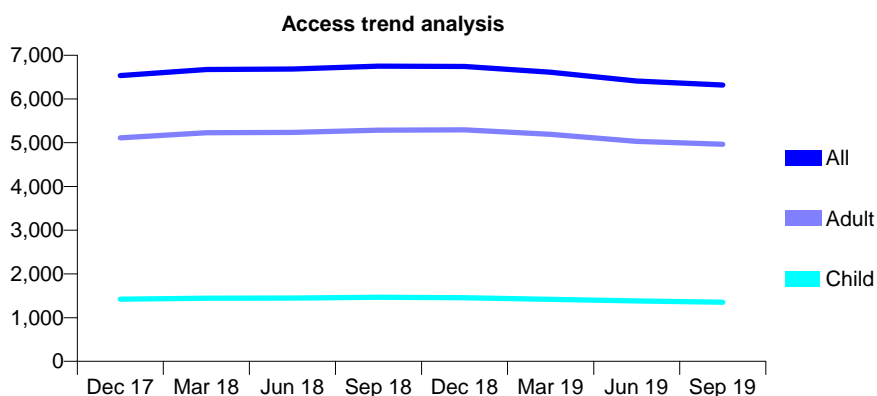
Q45 - Vital Signs At a Glance Contract Report for 118060/0002 - September 2019

Name or company name	Genix Healthcare Ltd
Contract type name	GDS Contract
Purpose of contract	General
Contract start date	07/09/2006
Contract end date	

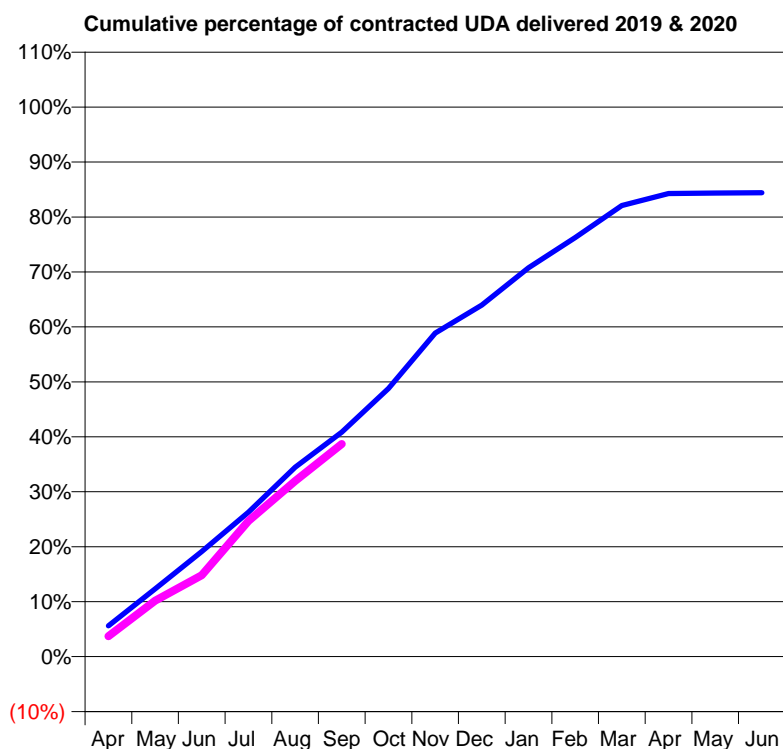
19/20 Contracted general activity (UDA)	20,500
Carry forward general activity (UDA)	0
19/20 Contracted orthodontic activity (UOA)	0
Carry forward orthodontic activity (UOA)	0
Baseline contract value	£541,757.35

ACCESS*

Patients seen in 24 months	Total	Change since previous quarter
Quarter ending September 2018	6,752	
Quarter ending December 2018	6,746	→
Quarter ending March 2019	6,611	↓
Quarter ending June 2019	6,410	↓
Quarter ending September 2019	6,317	↓
Variance since September 2018	(6.4%)	↓



ACTIVITY



Month	Adjusted Scheduled Activity (UDA)	
	2019	2020
April	1,153	766
May	2,528	2,087
June	3,916	3,039
July	5,391	5,064
August	7,065	6,556
September	8,374	7,930
October	10,003	
November	12,072	
December	13,110	
January	14,504	
February	15,634	
March	16,825	
April	17,274	
May	17,291	
June	17,304	

QUALITY

	Quantity	Base Number	Contract	AT	Region	England
% of FP17s for the same patient ID Re-attending within 3 months - Children	49	977	5.0%	11.7%	12.1%	11.5%
% of FP17s for the same patient ID Re-attending within 3 months - Adults	330	3,408	9.7%	14.7%	15.6%	15.4%
% of FP17s for the same patient ID Re-attending between 3 & 9 months - Children	589	977	60.3%	55.2%	61.2%	59.7%
% of FP17s for the same patient ID Re-attending between 3 & 9 months - Adults	2,177	3,408	63.9%	51.5%	54.3%	51.7%
% of FP17s for Band 1 Urgent Courses	167	4,132	4.0%	9.1%	9.1%	9.2%
% of FP17s Relating to Free Repair or Replacements	91	4,132	2.2%	1.2%	0.9%	0.7%
% of FP17s Relating to Continuations	38	4,132	0.9%	1.3%	1.0%	0.8%
% of Patients satisfied with the dentistry they have received	8	8	N/A	95.3%	94.4%	93.5%
% of Patients satisfied with the time they had to wait for an appointment	7	8	N/A	88.2%	88.1%	87.4%

* This is based on patients treated on this contract for their most recent course of treatment. Figures in italics indicate the base number of FP17s or Patient Questionnaire responses are less than 100. N/A is shown where the base number of responses is less than 10 during the period. % is calculated as Quantity/Base number*100

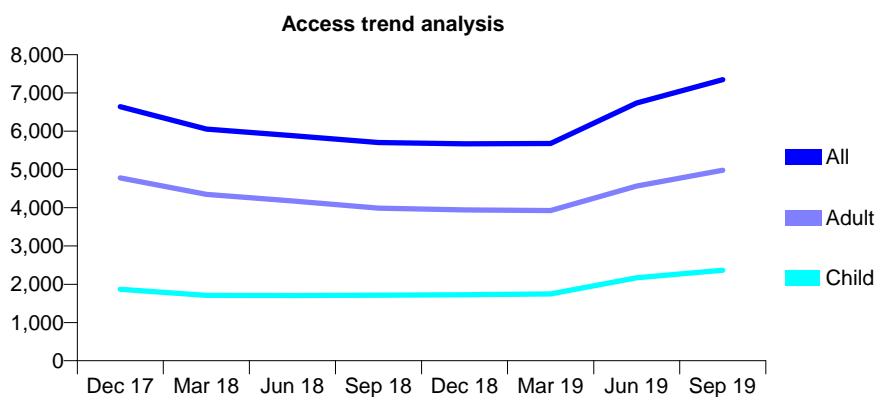
Q45 - Vital Signs At a Glance Contract Report for 118060/0003 - September 2019

Name or company name	Genix Healthcare Ltd
Contract type name	GDS Contract
Purpose of contract	General
Contract start date	04/10/2006
Contract end date	

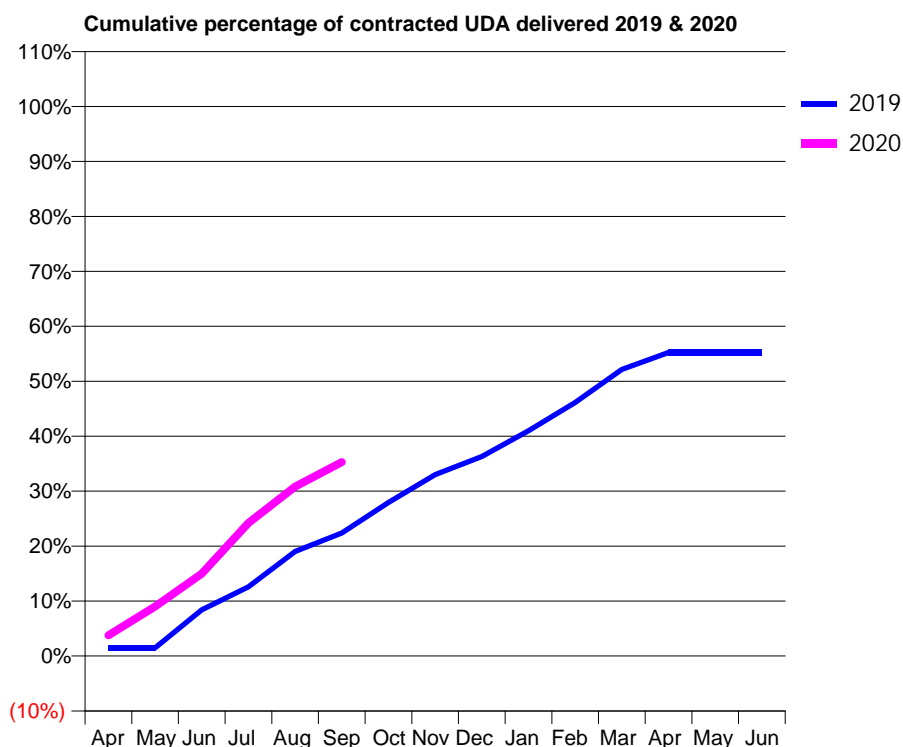
19/20 Contracted general activity (UDA)	40,000
Carry forward general activity (UDA)	0
19/20 Contracted orthodontic activity (UOA)	0
Carry forward orthodontic activity (UOA)	0
Baseline contract value	£962,490.60

ACCESS*

Patients seen in 24 months	Total	Change since previous quarter
Quarter ending September 2018	5,705	
Quarter ending December 2018	5,669	→
Quarter ending March 2019	5,675	→
Quarter ending June 2019	6,735	↑
Quarter ending September 2019	7,346	↑
Variance since September 2018	28.8%	↑



ACTIVITY



Month	Adjusted Scheduled Activity (UDA)	
	2019	2020
April	493	1,512
May	493	3,611
June	2,773	5,991
July	4,164	9,685
August	6,287	12,336
September	7,389	14,112
October	9,229	
November	10,903	
December	11,992	
January	13,532	
February	15,231	
March	17,214	
April	18,238	
May	18,236	
June	18,233	

QUALITY

	Quantity	Base Number	Contract	AT	Region	England
% of FP17s for the same patient ID Re-attending within 3 months - Children	314	2,119	14.8%	11.7%	12.1%	11.5%
% of FP17s for the same patient ID Re-attending within 3 months - Adults	631	3,887	16.2%	14.7%	15.6%	15.4%
% of FP17s for the same patient ID Re-attending between 3 & 9 months - Children	689	2,119	32.5%	55.2%	61.2%	59.7%
% of FP17s for the same patient ID Re-attending between 3 & 9 months - Adults	1,318	3,887	33.9%	51.5%	54.3%	51.7%
% of FP17s for Band 1 Urgent Courses	328	5,641	5.8%	9.1%	9.1%	9.2%
% of FP17s Relating to Free Repair or Replacements	48	5,641	0.9%	1.2%	0.9%	0.7%
% of FP17s Relating to Continuations	22	5,641	0.4%	1.3%	1.0%	0.8%
% of Patients satisfied with the dentistry they have received	0	0	N/A	95.3%	94.4%	93.5%
% of Patients satisfied with the time they had to wait for an appointment	0	0	N/A	88.2%	88.1%	87.4%

* This is based on patients treated on this contract for their most recent course of treatment. Figures in italics indicate the base number of FP17s or Patient Questionnaire responses are less than 100. N/A is shown where the base number of responses is less than 10 during the period. % is calculated as Quantity/Base number*100

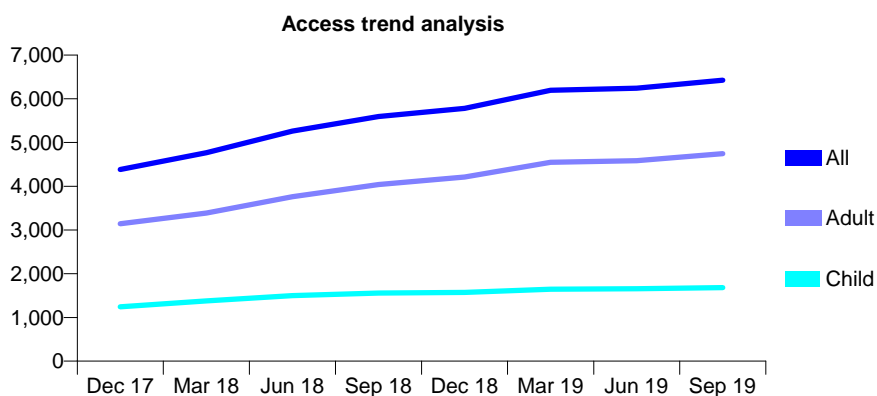
Q45 - Vital Signs At a Glance Contract Report for 122904/0001 - September 2019

Name or company name	Harrowgate Hill Dental Practice
Contract type name	GDS Contract
Purpose of contract	General
Contract start date	01/04/2014
Contract end date	

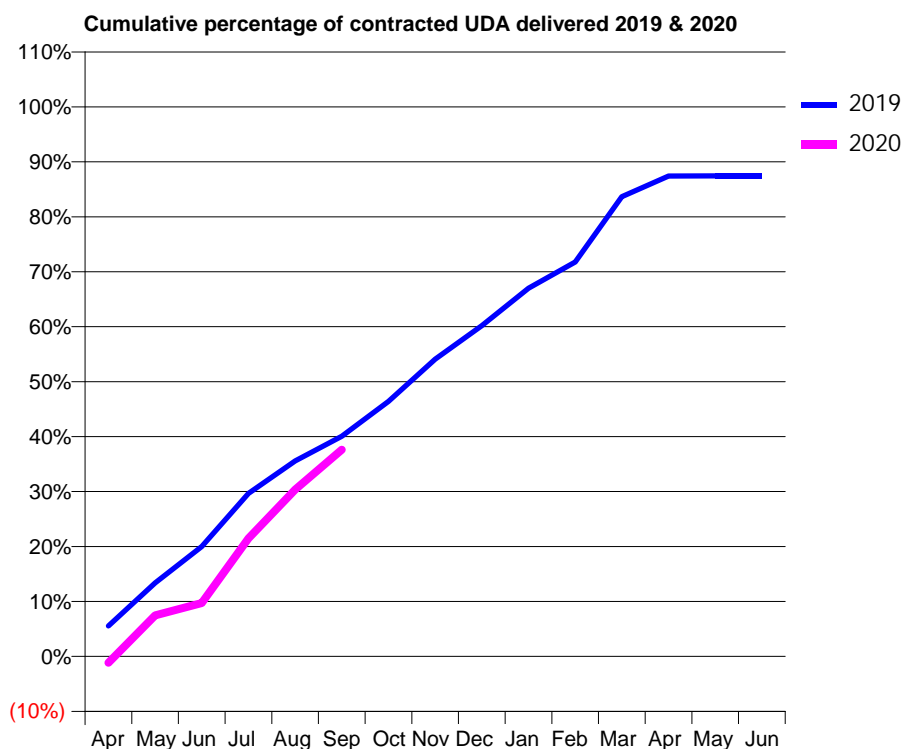
19/20 Contracted general activity (UDA)	21,720
Carry forward general activity (UDA)	826
19/20 Contracted orthodontic activity (UOA)	0
Carry forward orthodontic activity (UOA)	0
Baseline contract value	£605,170.93

ACCESS*

Patients seen in 24 months	Total	Change since previous quarter
Quarter ending September 2018	5,596	
Quarter ending December 2018	5,783	↑
Quarter ending March 2019	6,193	↑
Quarter ending June 2019	6,242	→
Quarter ending September 2019	6,426	↑
Variance since September 2018	14.8%	↑



ACTIVITY



Month	2019	2020
April	1,326	-257
May	3,199	1,622
June	4,778	2,113
July	7,089	4,667
August	8,503	6,596
September	9,568	8,168
October	11,088	
November	12,928	
December	14,374	
January	16,006	
February	17,148	
March	19,986	
April	20,880	
May	20,893	
June	20,893	

QUALITY

	Quantity	Base Number	Contract	AT	Region	England
% of FP17s for the same patient ID Re-attending within 3 months - Children	83	1,313	6.3%	11.7%	12.1%	11.5%
% of FP17s for the same patient ID Re-attending within 3 months - Adults	397	3,276	12.1%	14.7%	15.6%	15.4%
% of FP17s for the same patient ID Re-attending between 3 & 9 months - Children	822	1,313	62.6%	55.2%	61.2%	59.7%
% of FP17s for the same patient ID Re-attending between 3 & 9 months - Adults	1,796	3,276	54.8%	51.5%	54.3%	51.7%
% of FP17s for Band 1 Urgent Courses	236	4,215	5.6%	9.1%	9.1%	9.2%
% of FP17s Relating to Free Repair or Replacements	44	4,215	1.0%	1.2%	0.9%	0.7%
% of FP17s Relating to Continuations	78	4,215	1.9%	1.3%	1.0%	0.8%
% of Patients satisfied with the dentistry they have received	3	3	N/A	95.3%	94.4%	93.5%
% of Patients satisfied with the time they had to wait for an appointment	3	3	N/A	88.2%	88.1%	87.4%

* This is based on patients treated on this contract for their most recent course of treatment.

Figures in italics indicate the base number of FP17s or Patient Questionnaire responses are less than 100. N/A is shown where the base number of responses is less than 10 during the period. % is calculated as Quantity/Base number*100

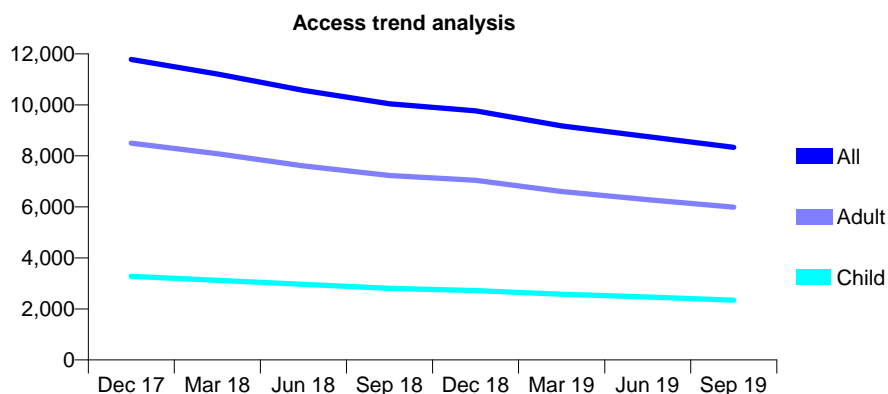
Q45 - Vital Signs At a Glance Contract Report for 124613/0001 - September 2019

Name or company name	Peterlee Dental Practice Partnership
Contract type name	GDS Contract
Purpose of contract	General
Contract start date	01/08/2013
Contract end date	

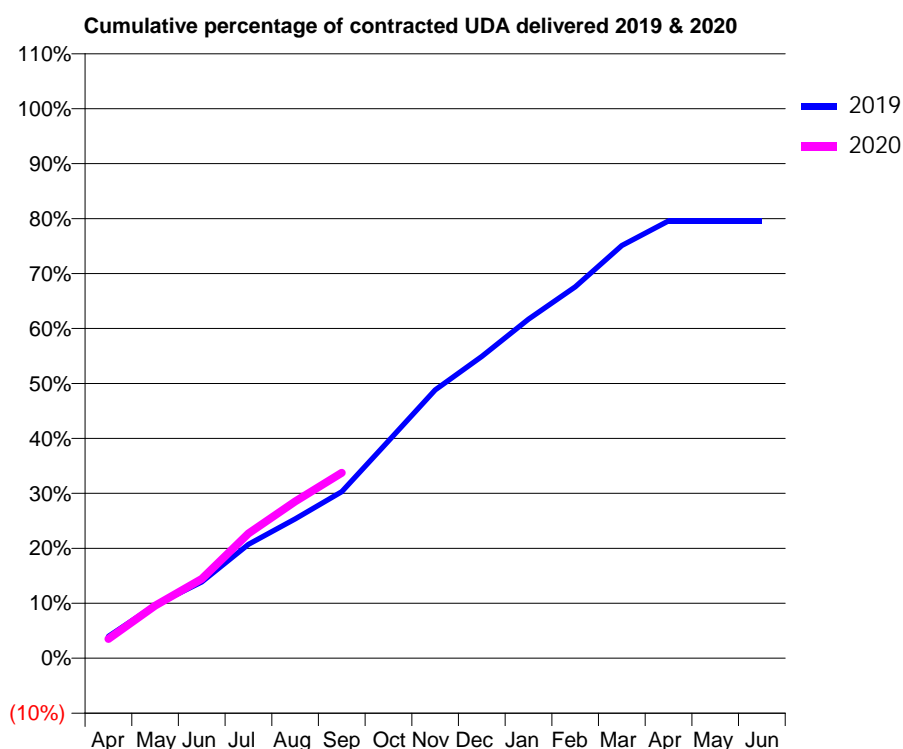
19/20 Contracted general activity (UDA)	34,722
Carry forward general activity (UDA)	0
19/20 Contracted orthodontic activity (UOA)	0
Carry forward orthodontic activity (UOA)	0
Baseline contract value	£1,130,092.81

ACCESS*

Patients seen in 24 months	Total	Change since previous quarter
Quarter ending September 2018	10,042	
Quarter ending December 2018	9,763	↓
Quarter ending March 2019	9,180	↓
Quarter ending June 2019	8,754	↓
Quarter ending September 2019	8,335	↓
Variance since September 2018	(17.0%)	↓



ACTIVITY



Month	2019	2020
April	1,106	1,221
May	2,683	3,322
June	3,853	5,009
July	5,746	7,879
August	7,026	9,905
September	8,400	11,713
October	10,961	
November	13,540	
December	15,219	
January	17,101	
February	18,729	
March	20,820	
April	22,060	
May	22,065	
June	22,065	

QUALITY

	Quantity	Base Number	Contract	AT	Region	England
% of FP17s for the same patient ID Re-attending within 3 months - Children	110	1,759	6.3%	11.7%	12.1%	11.5%
% of FP17s for the same patient ID Re-attending within 3 months - Adults	508	4,117	12.3%	14.7%	15.6%	15.4%
% of FP17s for the same patient ID Re-attending between 3 & 9 months - Children	882	1,759	50.1%	55.2%	61.2%	59.7%
% of FP17s for the same patient ID Re-attending between 3 & 9 months - Adults	1,909	4,117	46.4%	51.5%	54.3%	51.7%
% of FP17s for Band 1 Urgent Courses	325	5,430	6.0%	9.1%	9.1%	9.2%
% of FP17s Relating to Free Repair or Replacements	49	5,430	0.9%	1.2%	0.9%	0.7%
% of FP17s Relating to Continuations	90	5,430	1.7%	1.3%	1.0%	0.8%
% of Patients satisfied with the dentistry they have received	3	3	N/A	95.3%	94.4%	93.5%
% of Patients satisfied with the time they had to wait for an appointment	1	3	N/A	88.2%	88.1%	87.4%

* This is based on patients treated on this contract for their most recent course of treatment.

Figures in italics indicate the base number of FP17s or Patient Questionnaire responses are less than 100. N/A is shown where the base number of responses is less than 10 during the period. % is calculated as Quantity/Base number*100

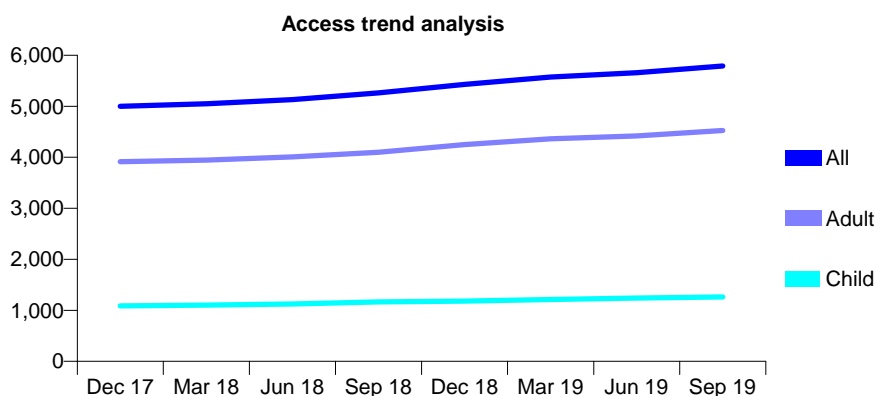
Q45 - Vital Signs At a Glance Contract Report for 125733/0001 - September 2019

Name or company name	Wray & McKenna Ltd
Contract type name	GDS Contract
Purpose of contract	General and Orthodontic
Contract start date	01/12/2011
Contract end date	

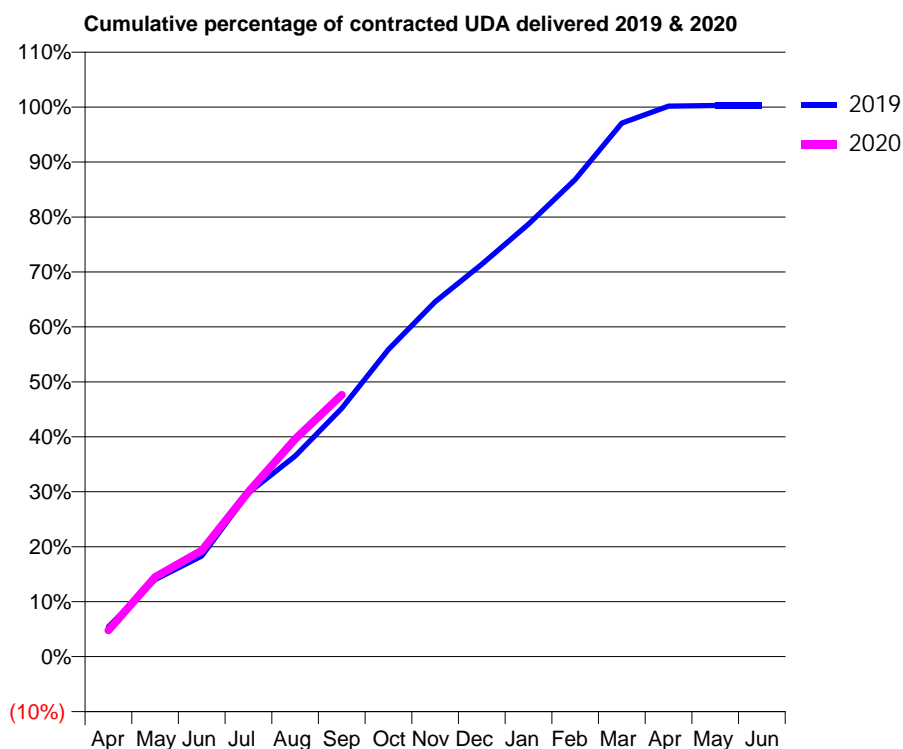
19/20 Contracted general activity (UDA)	13,023
Carry forward general activity (UDA)	-41
19/20 Contracted orthodontic activity (UOA)	0
Carry forward orthodontic activity (UOA)	0
Baseline contract value	£334,242.76

ACCESS*

Patients seen in 24 months	Total	Change since previous quarter
Quarter ending September 2018	5,262	
Quarter ending December 2018	5,430	↑
Quarter ending March 2019	5,572	↑
Quarter ending June 2019	5,660	→
Quarter ending September 2019	5,789	↑
Variance since September 2018	10.0%	↑



ACTIVITY



Month	Adjusted Scheduled Activity (UDA)	
	2019	2020
April	777	624
May	2,006	1,889
June	2,620	2,514
July	4,267	3,903
August	5,223	5,157
September	6,468	6,203
October	7,996	
November	9,242	
December	10,215	
January	11,262	
February	12,423	
March	13,888	
April	14,331	
May	14,348	
June	14,348	

QUALITY

	Quantity	Base Number	Contract	AT	Region	England
% of FP17s for the same patient ID Re-attending within 3 months - Children	51	769	6.6%	11.7%	12.1%	11.5%
% of FP17s for the same patient ID Re-attending within 3 months - Adults	430	2,511	17.1%	14.7%	15.6%	15.4%
% of FP17s for the same patient ID Re-attending between 3 & 9 months - Children	343	769	44.6%	55.2%	61.2%	59.7%
% of FP17s for the same patient ID Re-attending between 3 & 9 months - Adults	782	2,511	31.1%	51.5%	54.3%	51.7%
% of FP17s for Band 1 Urgent Courses	477	3,086	15.5%	9.1%	9.1%	9.2%
% of FP17s Relating to Free Repair or Replacements	52	3,086	1.7%	1.2%	0.9%	0.7%
% of FP17s Relating to Continuations	38	3,086	1.2%	1.3%	1.0%	0.8%
% of Patients satisfied with the dentistry they have received	1	1	N/A	95.3%	94.4%	93.5%
% of Patients satisfied with the time they had to wait for an appointment	1	1	N/A	88.2%	88.1%	87.4%

* This is based on patients treated on this contract for their most recent course of treatment. Figures in italics indicate the base number of FP17s or Patient Questionnaire responses are less than 100. N/A is shown where the base number of responses is less than 10 during the period. % is calculated as Quantity/Base number*100

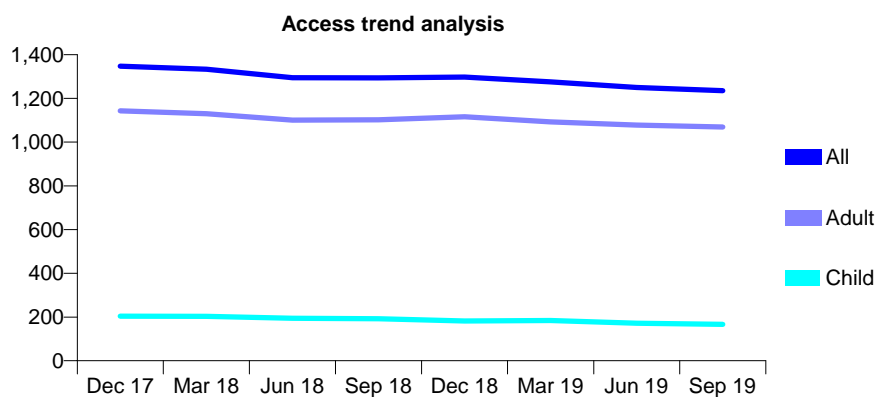
Q45 - Vital Signs At a Glance Contract Report for 127361/0001 - September 2019

Name or company name	LIL Dental Ltd.
Contract type name	GDS Contract
Purpose of contract	General
Contract start date	01/04/2009
Contract end date	

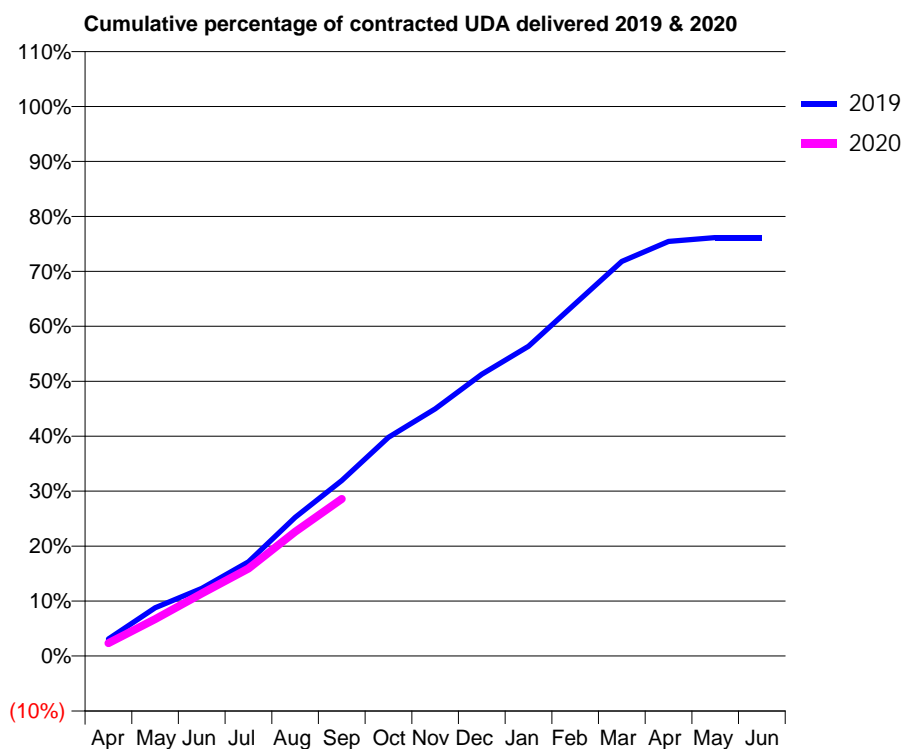
19/20 Contracted general activity (UDA)	6,100
Carry forward general activity (UDA)	0
19/20 Contracted orthodontic activity (UOA)	0
Carry forward orthodontic activity (UOA)	0
Baseline contract value	£181,735.16

ACCESS*

Patients seen in 24 months	Total	Change since previous quarter
Quarter ending September 2018	1,294	
Quarter ending December 2018	1,298	→
Quarter ending March 2019	1,276	↓
Quarter ending June 2019	1,250	↓
Quarter ending September 2019	1,235	↓
Variance since September 2018	(4.6%)	↓



ACTIVITY



Month	Adjusted Scheduled Activity (UDA)	
	2019	2020
April	189	143
May	536	409
June	751	693
July	1,046	972
August	1,540	1,380
September	1,947	1,745
October	2,427	
November	2,744	
December	3,128	
January	3,437	
February	3,912	
March	4,379	
April	4,602	
May	4,645	
June	4,645	

QUALITY

	Quantity	Base Number	Contract	AT	Region	England
% of FP17s for the same patient ID Re-attending within 3 months - Children	8	130	6.2%	11.7%	12.1%	11.5%
% of FP17s for the same patient ID Re-attending within 3 months - Adults	135	849	15.9%	14.7%	15.6%	15.4%
% of FP17s for the same patient ID Re-attending between 3 & 9 months - Children	96	130	73.8%	55.2%	61.2%	59.7%
% of FP17s for the same patient ID Re-attending between 3 & 9 months - Adults	522	849	61.5%	51.5%	54.3%	51.7%
% of FP17s for Band 1 Urgent Courses	86	912	9.4%	9.1%	9.1%	9.2%
% of FP17s Relating to Free Repair or Replacements	20	912	2.2%	1.2%	0.9%	0.7%
% of FP17s Relating to Continuations	9	912	1.0%	1.3%	1.0%	0.8%
% of Patients satisfied with the dentistry they have received	0	0	N/A	95.3%	94.4%	93.5%
% of Patients satisfied with the time they had to wait for an appointment	0	0	N/A	88.2%	88.1%	87.4%

* This is based on patients treated on this contract for their most recent course of treatment. Figures in italics indicate the base number of FP17s or Patient Questionnaire responses are less than 100. N/A is shown where the base number of responses is less than 10 during the period. % is calculated as Quantity/Base number*100

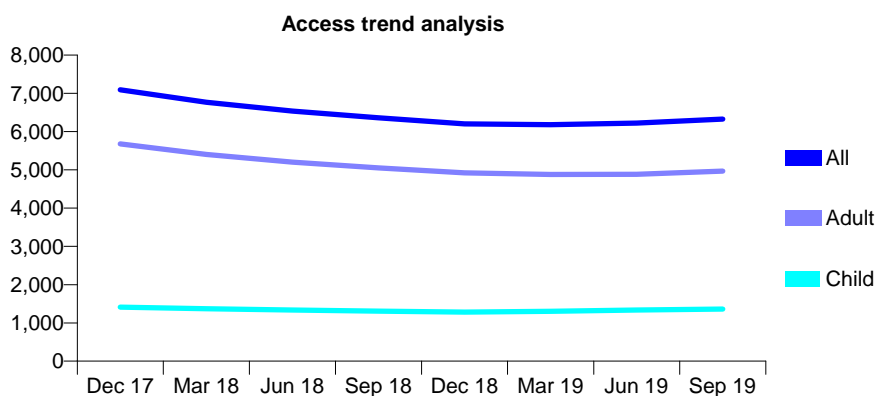
Q45 - Vital Signs At a Glance Contract Report for 127868/0001 - September 2019

Name or company name	Lambert Coutts & Associates Dental Practic
Contract type name	GDS Contract
Purpose of contract	General and Orthodontic
Contract start date	09/10/2011
Contract end date	

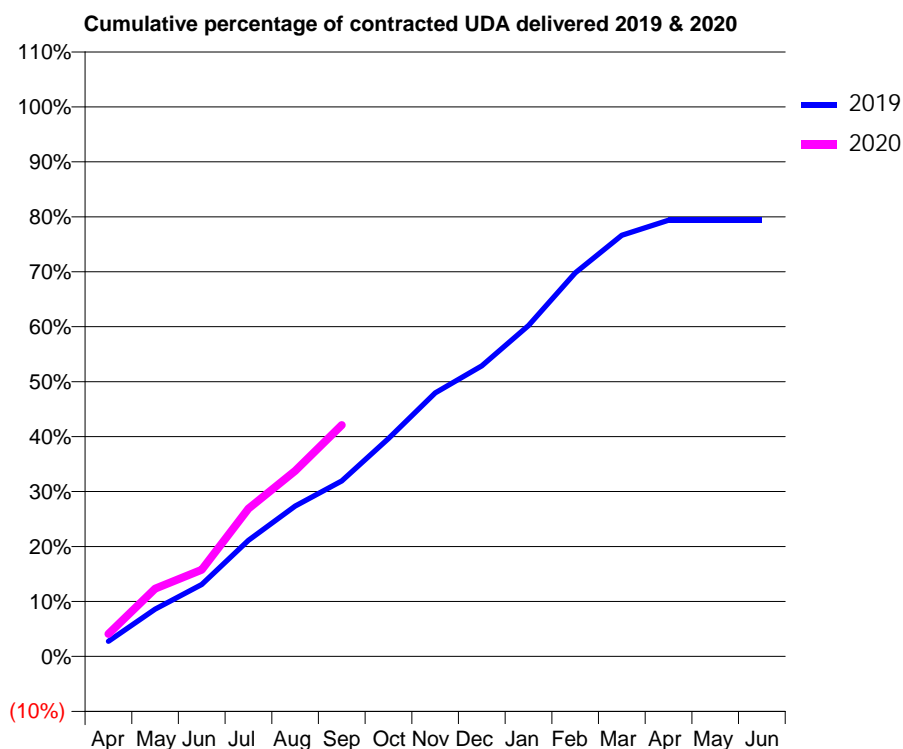
19/20 Contracted general activity (UDA)	20,731
Carry forward general activity (UDA)	0
19/20 Contracted orthodontic activity (UOA)	651
Carry forward orthodontic activity (UOA)	20
Baseline contract value	£643,424.99

ACCESS*

Patients seen in 24 months	Total	Change since previous quarter
Quarter ending September 2018	6,359	
Quarter ending December 2018	6,201	↓
Quarter ending March 2019	6,182	→
Quarter ending June 2019	6,220	→
Quarter ending September 2019	6,329	→
Variance since September 2018	(0.5%)	→



ACTIVITY



Month	2019	2020
April	571	845
May	1,782	2,559
June	2,713	3,273
July	4,377	5,579
August	5,674	7,001
September	6,616	8,728
October	8,219	
November	9,946	
December	10,961	
January	12,481	
February	14,470	
March	15,886	
April	16,451	
May	16,451	
June	16,451	

QUALITY

	Quantity	Base Number	Contract	AT	Region	England
% of FP17s for the same patient ID Re-attending within 3 months - Children	59	1,001	5.9%	11.7%	12.1%	11.5%
% of FP17s for the same patient ID Re-attending within 3 months - Adults	472	3,599	13.1%	14.7%	15.6%	15.4%
% of FP17s for the same patient ID Re-attending between 3 & 9 months - Children	452	1,001	45.2%	55.2%	61.2%	59.7%
% of FP17s for the same patient ID Re-attending between 3 & 9 months - Adults	1,795	3,599	49.9%	51.5%	54.3%	51.7%
% of FP17s for Band 1 Urgent Courses	297	4,322	6.9%	9.1%	9.1%	9.2%
% of FP17s Relating to Free Repair or Replacements	43	4,322	1.0%	1.2%	0.9%	0.7%
% of FP17s Relating to Continuations	80	4,322	1.9%	1.3%	1.0%	0.8%
% of Patients satisfied with the dentistry they have received	8	8	N/A	95.3%	94.4%	93.5%
% of Patients satisfied with the time they had to wait for an appointment	6	8	N/A	88.2%	88.1%	87.4%

* This is based on patients treated on this contract for their most recent course of treatment.

Figures in italics indicate the base number of FP17s or Patient Questionnaire responses are less than 100. N/A is shown where the base number of responses is less than 10 during the period. % is calculated as Quantity/Base number*100

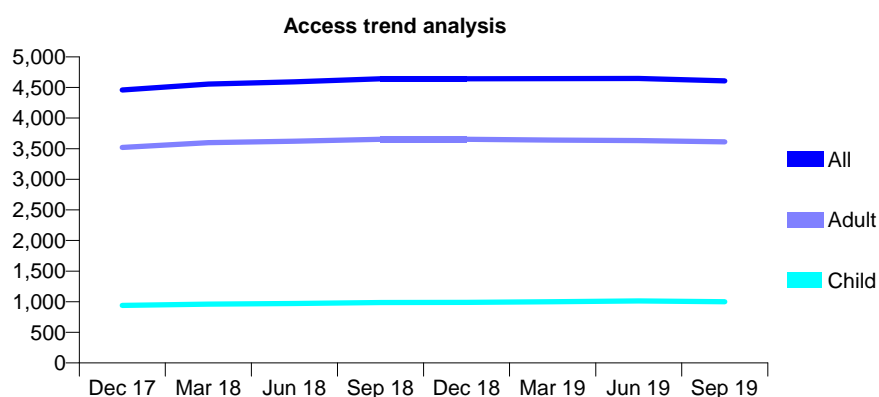
Q45 - Vital Signs At a Glance Contract Report for 131075/0001 - September 2019

Name or company name	Marton Dental Practice
Contract type name	GDS Contract
Purpose of contract	General
Contract start date	01/09/2015
Contract end date	

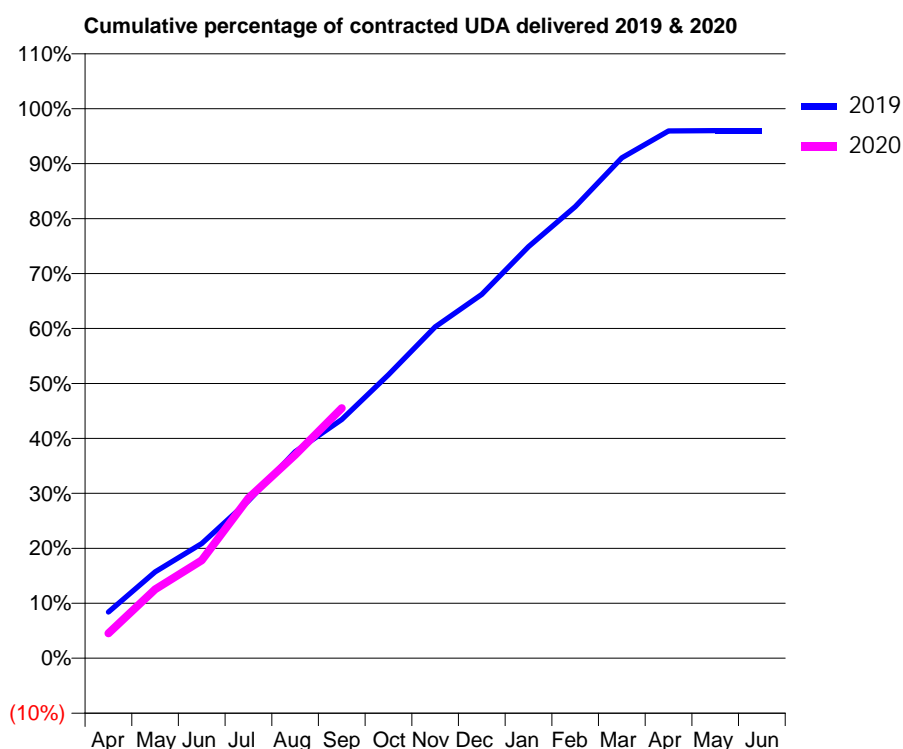
19/20 Contracted general activity (UDA)	12,894
Carry forward general activity (UDA)	0
19/20 Contracted orthodontic activity (UOA)	0
Carry forward orthodontic activity (UOA)	0
Baseline contract value	£314,673.60

ACCESS*

Patients seen in 24 months	Total	Change since previous quarter
Quarter ending September 2018	4,641	
Quarter ending December 2018	4,642	→
Quarter ending March 2019	4,643	→
Quarter ending June 2019	4,647	→
Quarter ending September 2019	4,609	→
Variance since September 2018	(0.7%)	→



ACTIVITY



Month	2019	2020
April	1,148	583
May	2,144	1,615
June	2,847	2,300
July	3,908	3,756
August	5,130	4,771
September	5,931	5,869
October	7,041	
November	8,229	
December	9,037	
January	10,220	
February	11,213	
March	12,427	
April	13,096	
May	13,101	
June	13,101	

QUALITY

	Quantity	Base Number	Contract	AT	Region	England
% of FP17s for the same patient ID Re-attending within 3 months - Children	69	958	7.2%	11.7%	12.1%	11.5%
% of FP17s for the same patient ID Re-attending within 3 months - Adults	345	3,026	11.4%	14.7%	15.6%	15.4%
% of FP17s for the same patient ID Re-attending between 3 & 9 months - Children	685	958	71.5%	55.2%	61.2%	59.7%
% of FP17s for the same patient ID Re-attending between 3 & 9 months - Adults	2,215	3,026	73.2%	51.5%	54.3%	51.7%
% of FP17s for Band 1 Urgent Courses	94	3,079	3.1%	9.1%	9.1%	9.2%
% of FP17s Relating to Free Repair or Replacements	50	3,079	1.6%	1.2%	0.9%	0.7%
% of FP17s Relating to Continuations	63	3,079	2.0%	1.3%	1.0%	0.8%
% of Patients satisfied with the dentistry they have received	2	3	N/A	95.3%	94.4%	93.5%
% of Patients satisfied with the time they had to wait for an appointment	3	3	N/A	88.2%	88.1%	87.4%

* This is based on patients treated on this contract for their most recent course of treatment.

Figures in italics indicate the base number of FP17s or Patient Questionnaire responses are less than 100. N/A is shown where the base number of responses is less than 10 during the period. % is calculated as Quantity/Base number*100

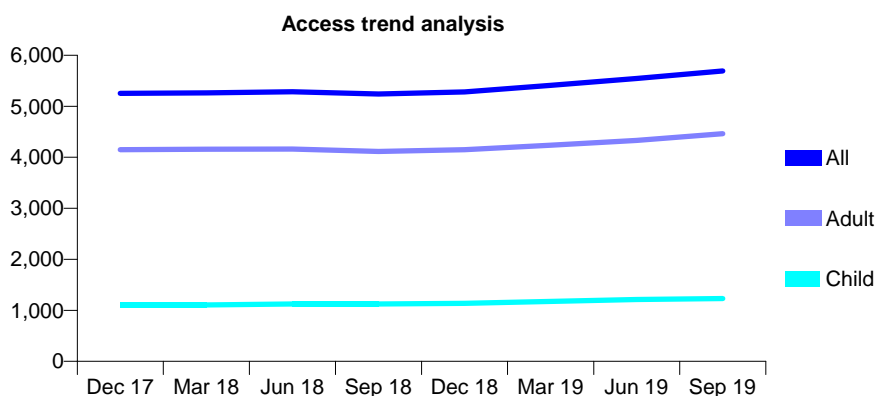
Q45 - Vital Signs At a Glance Contract Report for 131091/0003 - September 2019

Name or company name	Roseberry Dental Practice
Contract type name	GDS Contract
Purpose of contract	General and Orthodontic
Contract start date	03/05/2015
Contract end date	

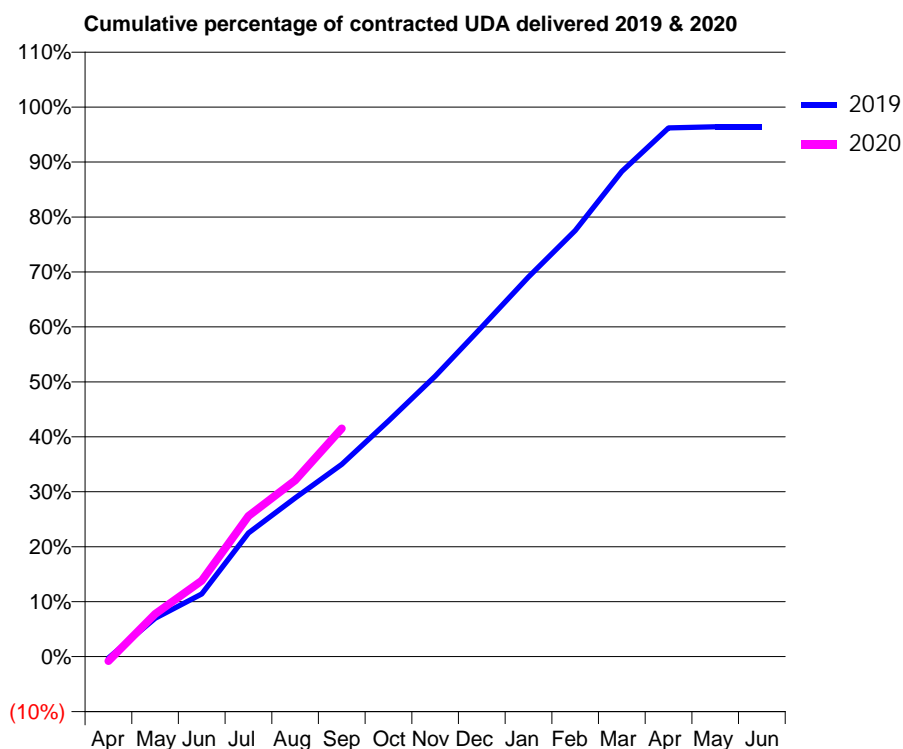
19/20 Contracted general activity (UDA)	14,584
Carry forward general activity (UDA)	526
19/20 Contracted orthodontic activity (UOA)	612
Carry forward orthodontic activity (UOA)	4
Baseline contract value	£508,371.42

ACCESS*

Patients seen in 24 months	Total	Change since previous quarter
Quarter ending September 2018	5,240	
Quarter ending December 2018	5,282	→
Quarter ending March 2019	5,411	↑
Quarter ending June 2019	5,543	↑
Quarter ending September 2019	5,694	↑
Variance since September 2018	8.7%	↑



ACTIVITY



Month	Adjusted Scheduled Activity (UDA)	
	2019	2020
April	-36	-117
May	1,016	1,129
June	1,666	2,015
July	3,283	3,733
August	4,209	4,677
September	5,105	6,052
October	6,254	
November	7,446	
December	8,746	
January	10,077	
February	11,311	
March	12,875	
April	14,029	
May	14,058	
June	14,058	

QUALITY

	Quantity	Base Number	Contract	AT	Region	England
% of FP17s for the same patient ID Re-attending within 3 months - Children	44	875	5.0%	11.7%	12.1%	11.5%
% of FP17s for the same patient ID Re-attending within 3 months - Adults	308	3,141	9.8%	14.7%	15.6%	15.4%
% of FP17s for the same patient ID Re-attending between 3 & 9 months - Children	491	875	56.1%	55.2%	61.2%	59.7%
% of FP17s for the same patient ID Re-attending between 3 & 9 months - Adults	1,811	3,141	57.7%	51.5%	54.3%	51.7%
% of FP17s for Band 1 Urgent Courses	105	3,544	3.0%	9.1%	9.1%	9.2%
% of FP17s Relating to Free Repair or Replacements	10	3,544	0.3%	1.2%	0.9%	0.7%
% of FP17s Relating to Continuations	57	3,544	1.6%	1.3%	1.0%	0.8%
% of Patients satisfied with the dentistry they have received	5	5	N/A	95.3%	94.4%	93.5%
% of Patients satisfied with the time they had to wait for an appointment	5	5	N/A	88.2%	88.1%	87.4%

* This is based on patients treated on this contract for their most recent course of treatment. Figures in italics indicate the base number of FP17s or Patient Questionnaire responses are less than 100. N/A is shown where the base number of responses is less than 10 during the period. % is calculated as Quantity/Base number*100

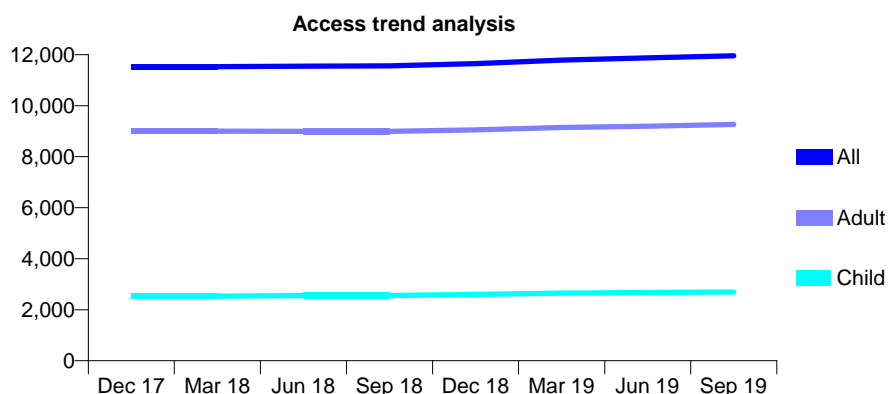
Q45 - Vital Signs At a Glance Contract Report for 144002/0001 - September 2019

Name or company name	Normanby Dental
Contract type name	GDS Contract
Purpose of contract	General
Contract start date	04/10/2014
Contract end date	

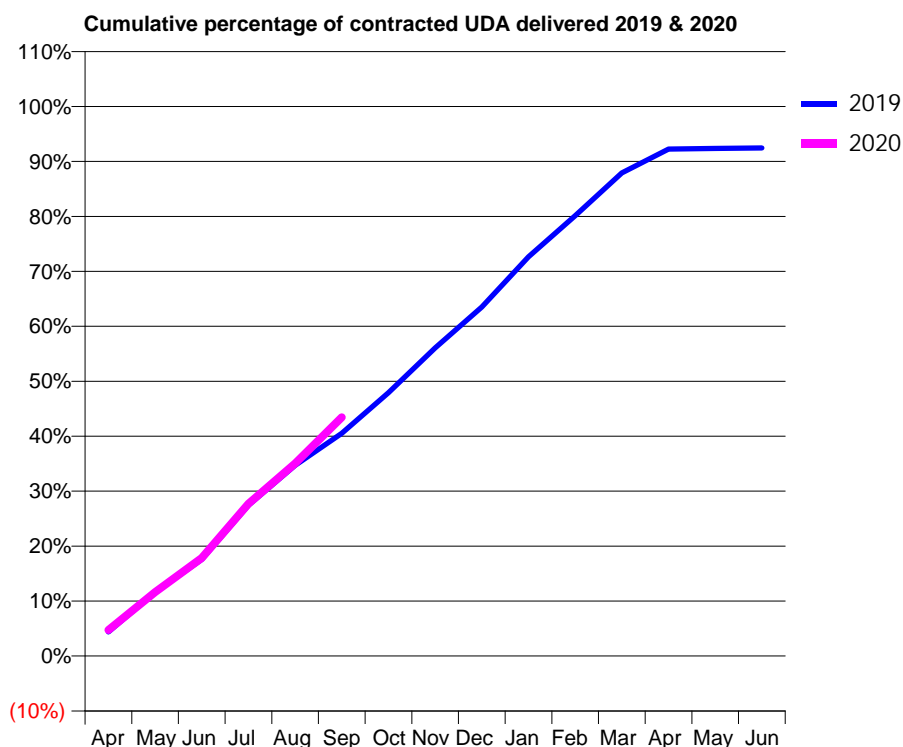
19/20 Contracted general activity (UDA)	38,100
Carry forward general activity (UDA)	0
19/20 Contracted orthodontic activity (UOA)	0
Carry forward orthodontic activity (UOA)	0
Baseline contract value	£1,153,440.14

ACCESS*

Patients seen in 24 months	Total	Change since previous quarter
Quarter ending September 2018	11,560	
Quarter ending December 2018	11,648	→
Quarter ending March 2019	11,790	→
Quarter ending June 2019	11,872	→
Quarter ending September 2019	11,956	→
Variance since September 2018	3.4%	↑



ACTIVITY



Month	Adjusted Scheduled Activity (UDA)	
	2019	2020
April	1,669	1,809
May	4,436	4,437
June	6,698	6,801
July	10,458	10,553
August	13,217	13,351
September	15,448	16,547
October	18,260	
November	21,367	
December	24,190	
January	27,673	
February	30,527	
March	33,490	
April	35,151	
May	35,192	
June	35,217	

QUALITY

	Quantity	Base Number	Contract	AT	Region	England
% of FP17s for the same patient ID Re-attending within 3 months - Children	180	1,938	9.3%	11.7%	12.1%	11.5%
% of FP17s for the same patient ID Re-attending within 3 months - Adults	1,177	6,606	17.8%	14.7%	15.6%	15.4%
% of FP17s for the same patient ID Re-attending between 3 & 9 months - Children	957	1,938	49.4%	55.2%	61.2%	59.7%
% of FP17s for the same patient ID Re-attending between 3 & 9 months - Adults	3,318	6,606	50.2%	51.5%	54.3%	51.7%
% of FP17s for Band 1 Urgent Courses	676	7,532	9.0%	9.1%	9.1%	9.2%
% of FP17s Relating to Free Repair or Replacements	183	7,532	2.4%	1.2%	0.9%	0.7%
% of FP17s Relating to Continuations	84	7,532	1.1%	1.3%	1.0%	0.8%
% of Patients satisfied with the dentistry they have received	7	8	N/A	95.3%	94.4%	93.5%
% of Patients satisfied with the time they had to wait for an appointment	8	8	N/A	88.2%	88.1%	87.4%

* This is based on patients treated on this contract for their most recent course of treatment.

Figures in italics indicate the base number of FP17s or Patient Questionnaire responses are less than 100. N/A is shown where the base number of responses is less than 10 during the period. % is calculated as Quantity/Base number*100

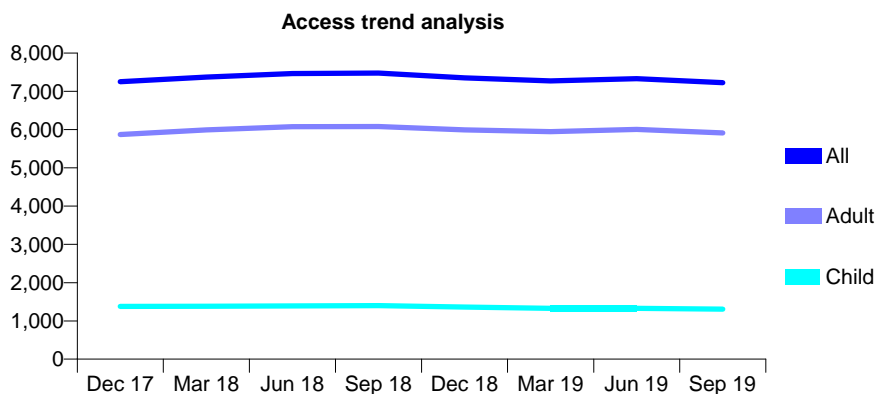
Q45 - Vital Signs At a Glance Contract Report for 148725/0001 - September 2019

Name or company name	The Castle Dental Practice Ltd.
Contract type name	GDS Contract
Purpose of contract	General
Contract start date	01/04/2009
Contract end date	

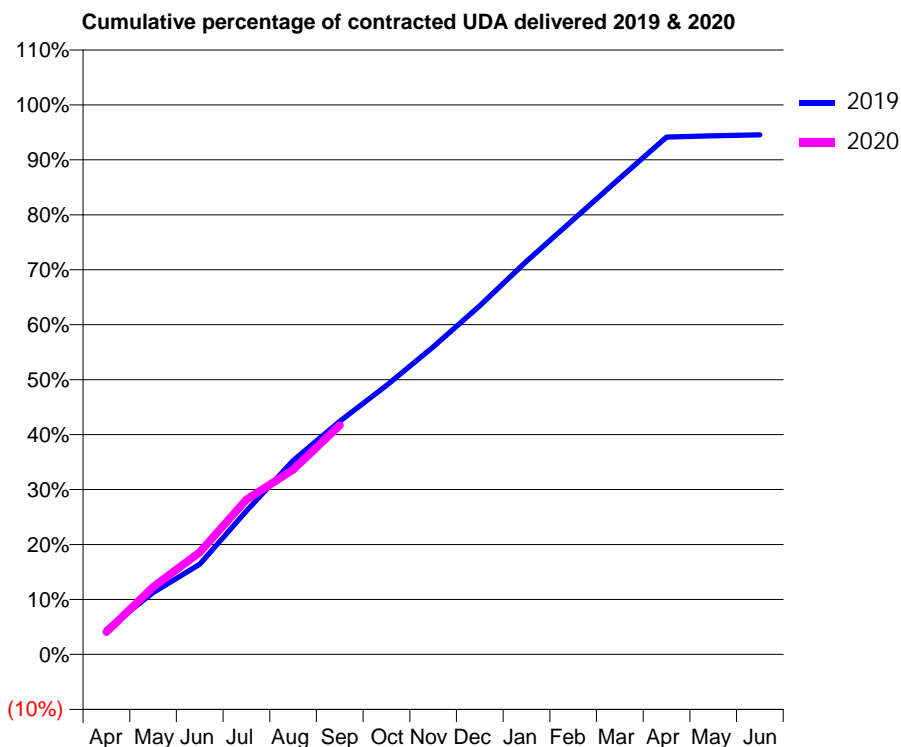
19/20 Contracted general activity (UDA)	24,521
Carry forward general activity (UDA)	0
19/20 Contracted orthodontic activity (UOA)	0
Carry forward orthodontic activity (UOA)	0
Baseline contract value	£735,252.87

ACCESS*

Patients seen in 24 months	Total	Change since previous quarter
Quarter ending September 2018	7,480	
Quarter ending December 2018	7,353	↓
Quarter ending March 2019	7,272	↓
Quarter ending June 2019	7,333	→
Quarter ending September 2019	7,224	↓
Variance since September 2018	(3.4%)	↓



ACTIVITY



Month	2019	2020
April	1,108	1,002
May	2,757	3,006
June	4,023	4,564
July	6,404	6,911
August	8,647	8,244
September	10,396	10,219
October	11,998	
November	13,724	
December	15,560	
January	17,538	
February	19,403	
March	21,247	
April	23,087	
May	23,141	
June	23,186	

QUALITY

	Quantity	Base Number	Contract	AT	Region	England
% of FP17s for the same patient ID Re-attending within 3 months - Children	72	1,079	6.7%	11.7%	12.1%	11.5%
% of FP17s for the same patient ID Re-attending within 3 months - Adults	683	4,773	14.3%	14.7%	15.6%	15.4%
% of FP17s for the same patient ID Re-attending between 3 & 9 months - Children	698	1,079	64.7%	55.2%	61.2%	59.7%
% of FP17s for the same patient ID Re-attending between 3 & 9 months - Adults	2,789	4,773	58.4%	51.5%	54.3%	51.7%
% of FP17s for Band 1 Urgent Courses	262	5,037	5.2%	9.1%	9.1%	9.2%
% of FP17s Relating to Free Repair or Replacements	81	5,037	1.6%	1.2%	0.9%	0.7%
% of FP17s Relating to Continuations	130	5,037	2.6%	1.3%	1.0%	0.8%
% of Patients satisfied with the dentistry they have received	3	3	N/A	95.3%	94.4%	93.5%
% of Patients satisfied with the time they had to wait for an appointment	3	3	N/A	88.2%	88.1%	87.4%

* This is based on patients treated on this contract for their most recent course of treatment.

Figures in italics indicate the base number of FP17s or Patient Questionnaire responses are less than 100. N/A is shown where the base number of responses is less than 10 during the period. % is calculated as Quantity/Base number*100

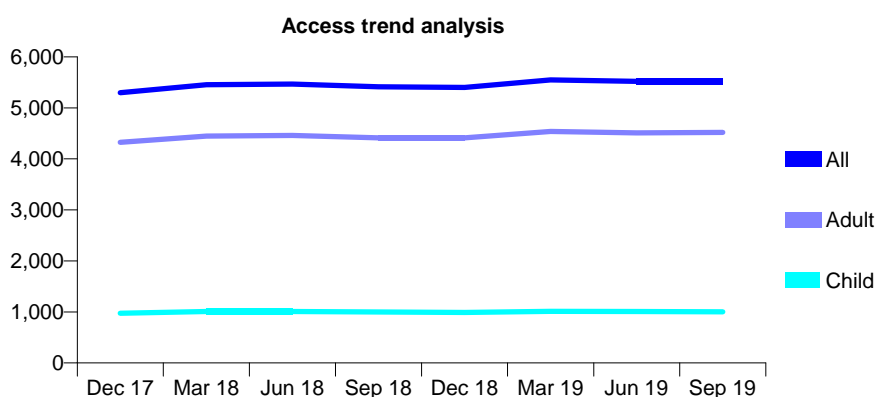
Q45 - Vital Signs At a Glance Contract Report for 155586/0001 - September 2019

Name or company name	Duke Street Dental Practice
Contract type name	GDS Contract
Purpose of contract	General
Contract start date	01/07/2013
Contract end date	

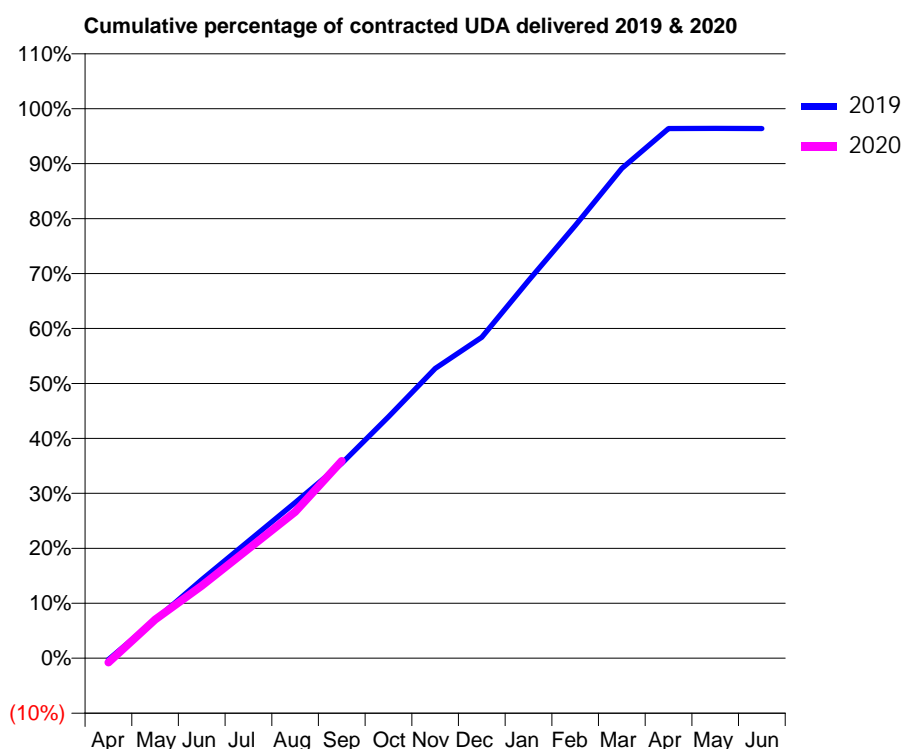
19/20 Contracted general activity (UDA)	18,637
Carry forward general activity (UDA)	674
19/20 Contracted orthodontic activity (UOA)	0
Carry forward orthodontic activity (UOA)	0
Baseline contract value	£525,240.95

ACCESS*

Patients seen in 24 months	Total	Change since previous quarter
Quarter ending September 2018	5,412	
Quarter ending December 2018	5,400	→
Quarter ending March 2019	5,550	↑
Quarter ending June 2019	5,520	→
Quarter ending September 2019	5,520	→
Variance since September 2018	2.0%	→



ACTIVITY



Month	2019	2020
April	-46	-146
May	1,301	1,315
June	2,663	2,458
July	3,969	3,712
August	5,282	4,966
September	6,610	6,692
October	8,190	
November	9,825	
December	10,882	
January	12,806	
February	14,673	
March	16,612	
April	17,961	
May	17,964	
June	17,963	

QUALITY

	Quantity	Base Number	Contract	AT	Region	England
% of FP17s for the same patient ID Re-attending within 3 months - Children	44	820	5.4%	11.7%	12.1%	11.5%
% of FP17s for the same patient ID Re-attending within 3 months - Adults	680	4,073	16.7%	14.7%	15.6%	15.4%
% of FP17s for the same patient ID Re-attending between 3 & 9 months - Children	622	820	75.9%	55.2%	61.2%	59.7%
% of FP17s for the same patient ID Re-attending between 3 & 9 months - Adults	2,862	4,073	70.3%	51.5%	54.3%	51.7%
% of FP17s for Band 1 Urgent Courses	512	4,374	11.7%	9.1%	9.1%	9.2%
% of FP17s Relating to Free Repair or Replacements	67	4,374	1.5%	1.2%	0.9%	0.7%
% of FP17s Relating to Continuations	76	4,374	1.7%	1.3%	1.0%	0.8%
% of Patients satisfied with the dentistry they have received	3	3	N/A	95.3%	94.4%	93.5%
% of Patients satisfied with the time they had to wait for an appointment	3	3	N/A	88.2%	88.1%	87.4%

* This is based on patients treated on this contract for their most recent course of treatment. Figures in italics indicate the base number of FP17s or Patient Questionnaire responses are less than 100. N/A is shown where the base number of responses is less than 10 during the period. % is calculated as Quantity/Base number*100

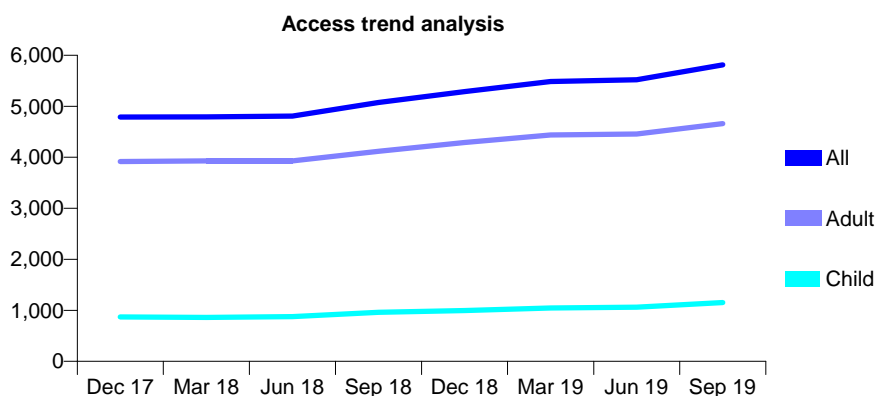
Q45 - Vital Signs At a Glance Contract Report for 157775/0001 - September 2019

Name or company name	Mr Devanand Isukapatla
Contract type name	GDS Contract
Purpose of contract	General
Contract start date	22/05/2015
Contract end date	

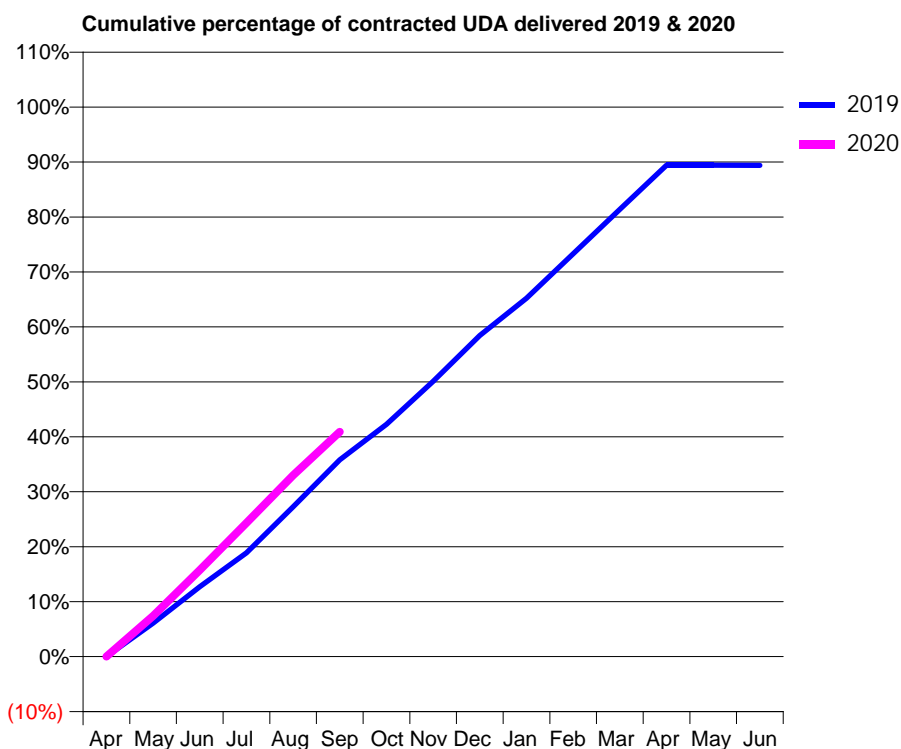
19/20 Contracted general activity (UDA)	17,605
Carry forward general activity (UDA)	0
19/20 Contracted orthodontic activity (UOA)	0
Carry forward orthodontic activity (UOA)	0
Baseline contract value	£385,455.69

ACCESS*

Patients seen in 24 months	Total	Change since previous quarter
Quarter ending September 2018	5,077	
Quarter ending December 2018	5,287	↑
Quarter ending March 2019	5,485	↑
Quarter ending June 2019	5,519	→
Quarter ending September 2019	5,814	↑
Variance since September 2018	14.5%	↑



ACTIVITY



Month	Adjusted Scheduled Activity (UDA)	
	2019	2020
April	0	0
May	1,136	1,305
June	2,365	2,769
July	3,514	4,283
August	5,077	5,813
September	6,660	7,200
October	7,862	
November	9,321	
December	10,870	
January	12,135	
February	13,643	
March	15,142	
April	16,635	
May	16,635	
June	16,632	

QUALITY

	Quantity	Base Number	Contract	AT	Region	England
% of FP17s for the same patient ID Re-attending within 3 months - Children	58	842	6.9%	11.7%	12.1%	11.5%
% of FP17s for the same patient ID Re-attending within 3 months - Adults	486	3,584	13.6%	14.7%	15.6%	15.4%
% of FP17s for the same patient ID Re-attending between 3 & 9 months - Children	471	842	55.9%	55.2%	61.2%	59.7%
% of FP17s for the same patient ID Re-attending between 3 & 9 months - Adults	2,074	3,584	57.9%	51.5%	54.3%	51.7%
% of FP17s for Band 1 Urgent Courses	410	3,723	11.0%	9.1%	9.1%	9.2%
% of FP17s Relating to Free Repair or Replacements	35	3,723	0.9%	1.2%	0.9%	0.7%
% of FP17s Relating to Continuations	49	3,723	1.3%	1.3%	1.0%	0.8%
% of Patients satisfied with the dentistry they have received	10	12	83.3%	95.3%	94.4%	93.5%
% of Patients satisfied with the time they had to wait for an appointment	10	12	83.3%	88.2%	88.1%	87.4%

* This is based on patients treated on this contract for their most recent course of treatment. Figures in italics indicate the base number of FP17s or Patient Questionnaire responses are less than 100. N/A is shown where the base number of responses is less than 10 during the period. % is calculated as Quantity/Base number*100

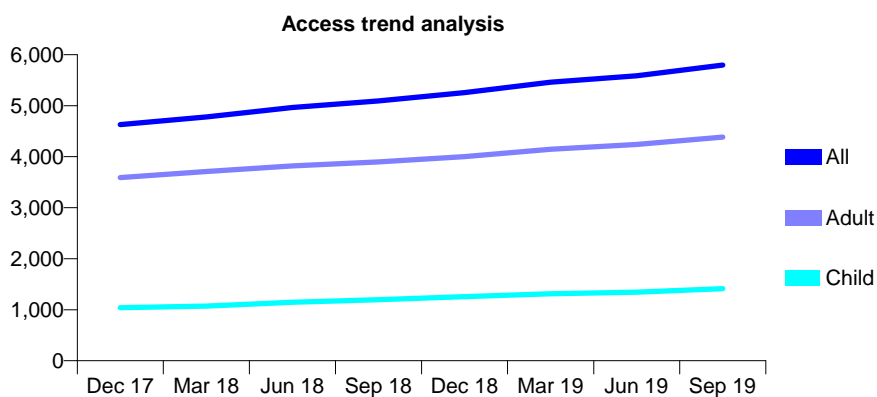
Q45 - Vital Signs At a Glance Contract Report for 166685/0001 - September 2019

Name or company name	Castle Dene Dental Surgery
Contract type name	GDS Contract
Purpose of contract	General
Contract start date	01/04/2009
Contract end date	

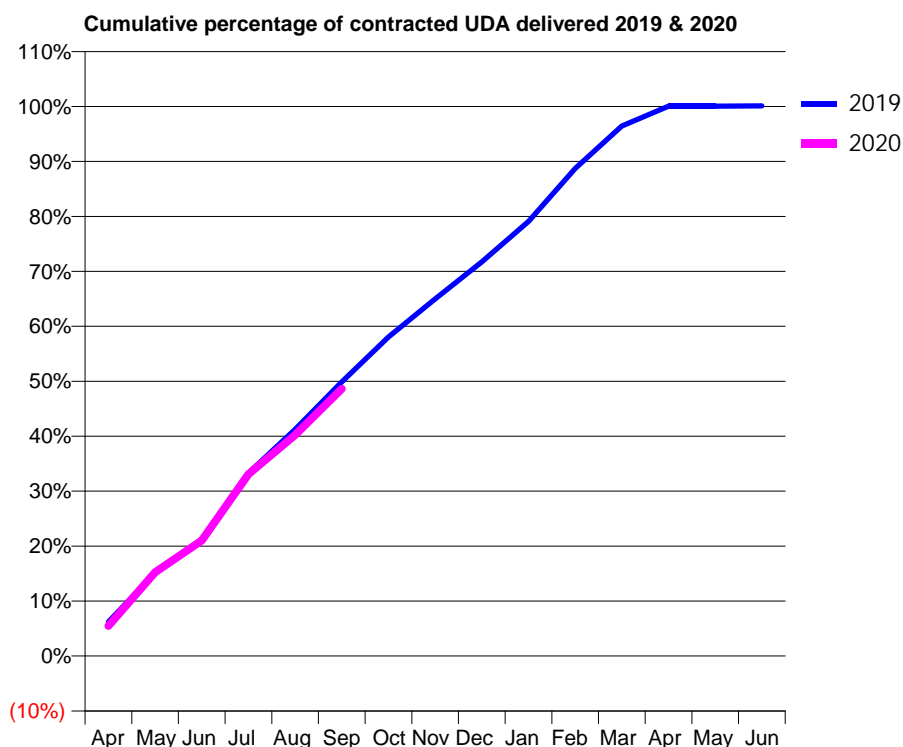
19/20 Contracted general activity (UDA)	14,400
Carry forward general activity (UDA)	-17
19/20 Contracted orthodontic activity (UOA)	0
Carry forward orthodontic activity (UOA)	0
Baseline contract value	£411,754.16

ACCESS*

Patients seen in 24 months	Total	Change since previous quarter
Quarter ending September 2018	5,095	
Quarter ending December 2018	5,257	↑
Quarter ending March 2019	5,461	↑
Quarter ending June 2019	5,585	↑
Quarter ending September 2019	5,797	↑
Variance since September 2018	13.8%	↑



ACTIVITY



Month	Adjusted Scheduled Activity (UDA)	
	2019	2020
April	942	793
May	2,294	2,198
June	3,219	3,024
July	5,045	4,764
August	6,250	5,792
September	7,558	7,002
October	8,796	
November	9,848	
December	10,867	
January	11,981	
February	13,443	
March	14,612	
April	15,156	
May	15,156	
June	15,168	

QUALITY

	Quantity	Base Number	Contract	AT	Region	England
% of FP17s for the same patient ID Re-attending within 3 months - Children	48	800	6.0%	11.7%	12.1%	11.5%
% of FP17s for the same patient ID Re-attending within 3 months - Adults	283	2,274	12.4%	14.7%	15.6%	15.4%
% of FP17s for the same patient ID Re-attending between 3 & 9 months - Children	308	800	38.5%	55.2%	61.2%	59.7%
% of FP17s for the same patient ID Re-attending between 3 & 9 months - Adults	699	2,274	30.7%	51.5%	54.3%	51.7%
% of FP17s for Band 1 Urgent Courses	475	2,870	16.6%	9.1%	9.1%	9.2%
% of FP17s Relating to Free Repair or Replacements	28	2,870	1.0%	1.2%	0.9%	0.7%
% of FP17s Relating to Continuations	14	2,870	0.5%	1.3%	1.0%	0.8%
% of Patients satisfied with the dentistry they have received	3	3	N/A	95.3%	94.4%	93.5%
% of Patients satisfied with the time they had to wait for an appointment	3	3	N/A	88.2%	88.1%	87.4%

* This is based on patients treated on this contract for their most recent course of treatment. Figures in italics indicate the base number of FP17s or Patient Questionnaire responses are less than 100. N/A is shown where the base number of responses is less than 10 during the period. % is calculated as Quantity/Base number*100

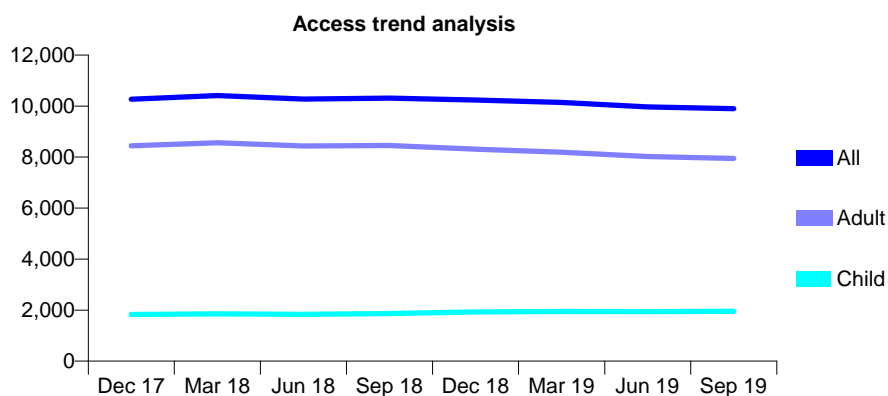
Q45 - Vital Signs At a Glance Contract Report for 170526/0001 - September 2019

Name or company name	Framwellgate Dental Surgery Limited
Contract type name	GDS Contract
Purpose of contract	General
Contract start date	01/04/2012
Contract end date	

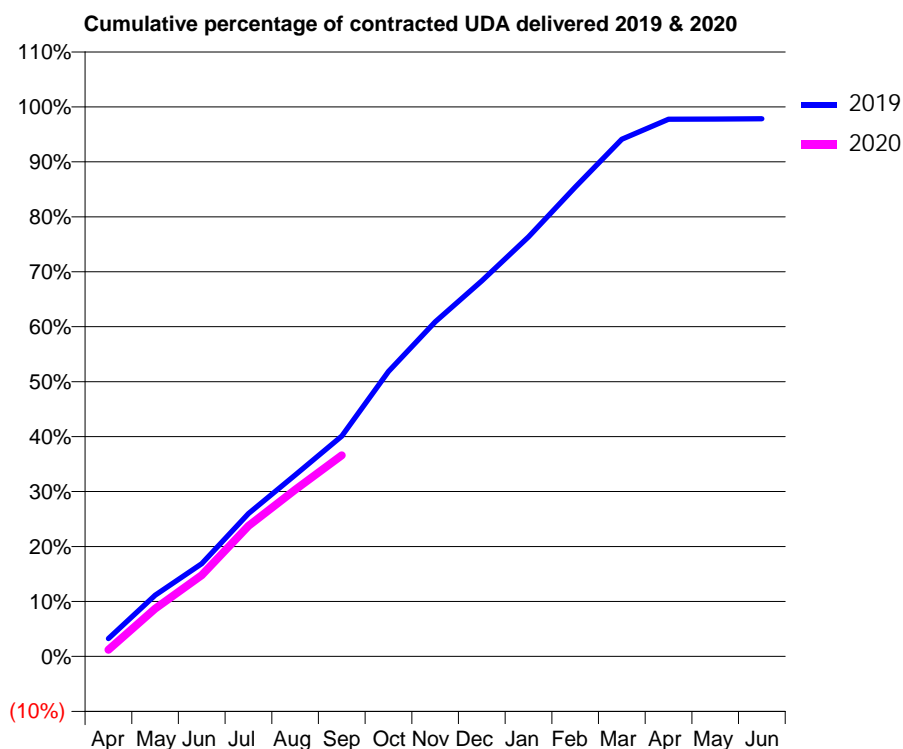
19/20 Contracted general activity (UDA)	21,656
Carry forward general activity (UDA)	471
19/20 Contracted orthodontic activity (UOA)	0
Carry forward orthodontic activity (UOA)	0
Baseline contract value	£579,107.03

ACCESS*

Patients seen in 24 months	Total	Change since previous quarter
Quarter ending September 2018	10,316	
Quarter ending December 2018	10,237	→
Quarter ending March 2019	10,140	→
Quarter ending June 2019	9,971	↓
Quarter ending September 2019	9,896	→
Variance since September 2018	(4.1%)	↓



ACTIVITY



Month	2019	2020
April	709	261
May	2,414	1,886
June	3,655	3,204
July	5,632	5,140
August	7,150	6,568
September	8,677	7,922
October	11,226	
November	13,181	
December	14,798	
January	16,531	
February	18,494	
March	20,377	
April	21,167	
May	21,176	
June	21,185	

QUALITY

	Quantity	Base Number	Contract	AT	Region	England
% of FP17s for the same patient ID Re-attending within 3 months - Children	136	1,491	9.1%	11.7%	12.1%	11.5%
% of FP17s for the same patient ID Re-attending within 3 months - Adults	576	4,278	13.5%	14.7%	15.6%	15.4%
% of FP17s for the same patient ID Re-attending between 3 & 9 months - Children	922	1,491	61.8%	55.2%	61.2%	59.7%
% of FP17s for the same patient ID Re-attending between 3 & 9 months - Adults	1,813	4,278	42.4%	51.5%	54.3%	51.7%
% of FP17s for Band 1 Urgent Courses	521	4,513	11.5%	9.1%	9.1%	9.2%
% of FP17s Relating to Free Repair or Replacements	25	4,513	0.6%	1.2%	0.9%	0.7%
% of FP17s Relating to Continuations	42	4,513	0.9%	1.3%	1.0%	0.8%
% of Patients satisfied with the dentistry they have received	11	12	91.7%	95.3%	94.4%	93.5%
% of Patients satisfied with the time they had to wait for an appointment	10	12	83.3%	88.2%	88.1%	87.4%

* This is based on patients treated on this contract for their most recent course of treatment. Figures in italics indicate the base number of FP17s or Patient Questionnaire responses are less than 100. N/A is shown where the base number of responses is less than 10 during the period. % is calculated as Quantity/Base number*100

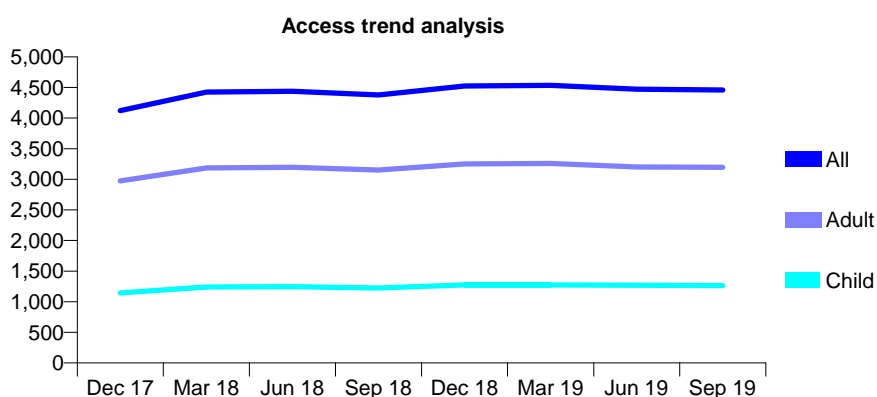
Q45 - Vital Signs At a Glance Contract Report for 171565/0001 - September 2019

Name or company name	Hardwick Dental Practice
Contract type name	GDS Contract
Purpose of contract	General and Orthodontic
Contract start date	01/05/2014
Contract end date	

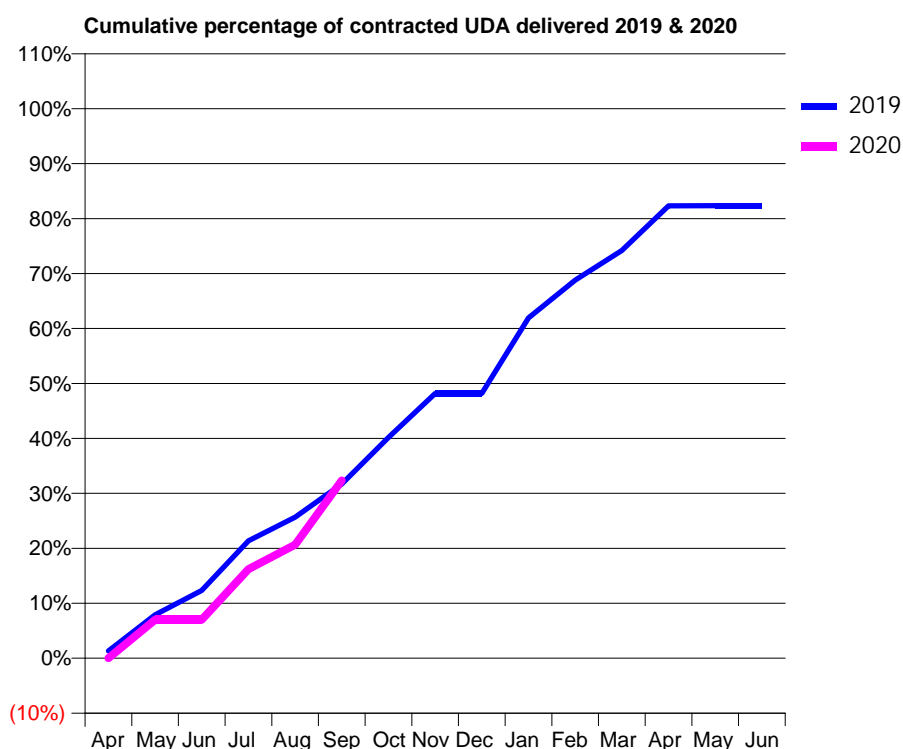
19/20 Contracted general activity (UDA)	13,766
Carry forward general activity (UDA)	0
19/20 Contracted orthodontic activity (UOA)	0
Carry forward orthodontic activity (UOA)	0
Baseline contract value	£365,813.52

ACCESS*

Patients seen in 24 months	Total	Change since previous quarter
Quarter ending September 2018	4,377	
Quarter ending December 2018	4,525	↑
Quarter ending March 2019	4,535	→
Quarter ending June 2019	4,471	↓
Quarter ending September 2019	4,458	→
Variance since September 2018	1.9%	→



ACTIVITY



Adjusted Scheduled Activity (UDA)		
Month	2019	2020
April	196	0
May	1,170	965
June	1,821	965
July	3,154	2,228
August	3,788	2,844
September	4,681	4,453
October	5,932	
November	7,113	
December	7,113	
January	9,147	
February	10,160	
March	10,956	
April	12,156	
May	12,160	
June	12,160	

QUALITY

	Quantity	Base Number	Contract	AT	Region	England
% of FP17s for the same patient ID Re-attending within 3 months - Children	44	609	7.2%	11.7%	12.1%	11.5%
% of FP17s for the same patient ID Re-attending within 3 months - Adults	241	1,658	14.5%	14.7%	15.6%	15.4%
% of FP17s for the same patient ID Re-attending between 3 & 9 months - Children	183	609	30.0%	55.2%	61.2%	59.7%
% of FP17s for the same patient ID Re-attending between 3 & 9 months - Adults	672	1,658	40.5%	51.5%	54.3%	51.7%
% of FP17s for Band 1 Urgent Courses	218	1,857	11.7%	9.1%	9.1%	9.2%
% of FP17s Relating to Free Repair or Replacements	27	1,857	1.5%	1.2%	0.9%	0.7%
% of FP17s Relating to Continuations	30	1,857	1.6%	1.3%	1.0%	0.8%
% of Patients satisfied with the dentistry they have received	1	1	N/A	95.3%	94.4%	93.5%
% of Patients satisfied with the time they had to wait for an appointment	1	1	N/A	88.2%	88.1%	87.4%

* This is based on patients treated on this contract for their most recent course of treatment.

Figures in italics indicate the base number of FP17s or Patient Questionnaire responses are less than 100. N/A is shown where the base number of responses is less than 10 during the period. % is calculated as Quantity/Base number*100

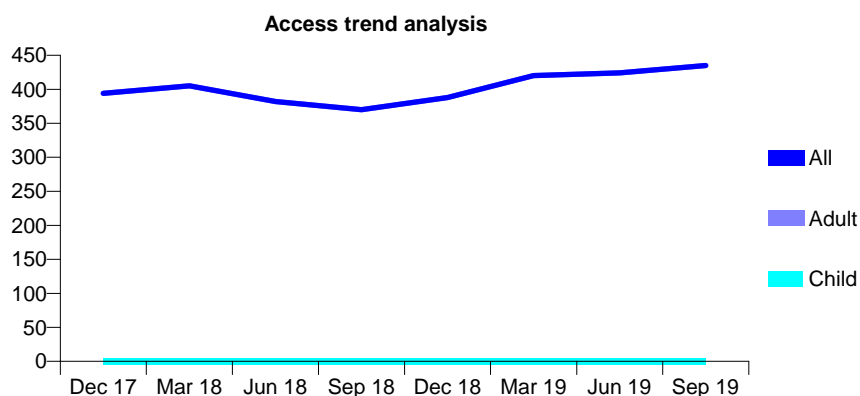
Q45 - Vital Signs At a Glance Contract Report for 171565/0002 - September 2019

Name or company name	Hardwick Dental Practice
Contract type name	PDS Contract
Purpose of contract	General
Contract start date	01/05/2014
Contract end date	31/03/2020

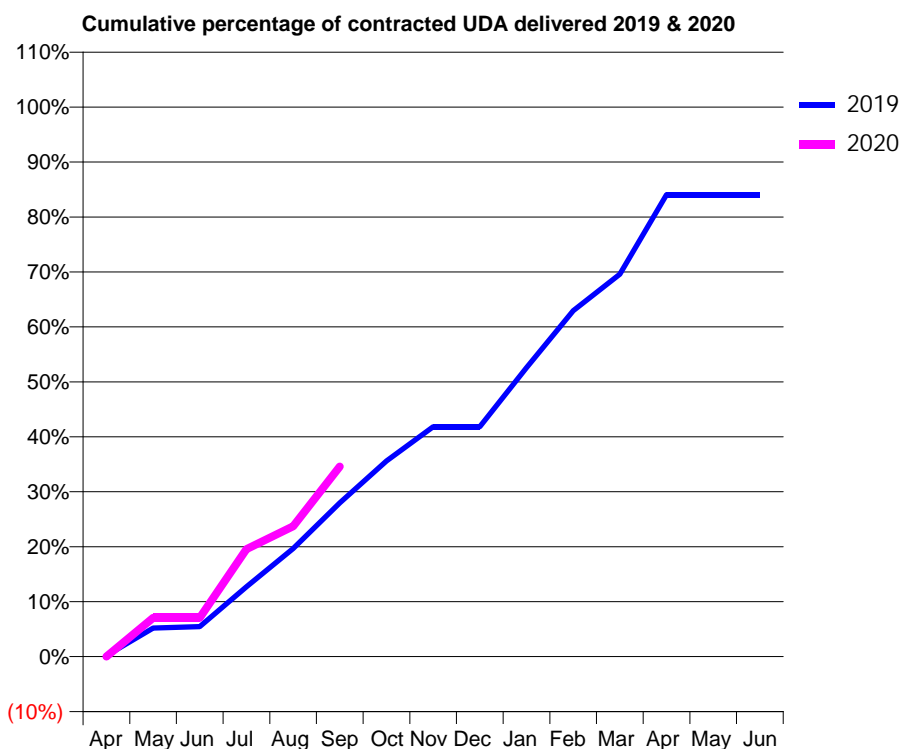
19/20 Contracted general activity (UDA)	1,464
Carry forward general activity (UDA)	0
19/20 Contracted orthodontic activity (UOA)	0
Carry forward orthodontic activity (UOA)	0
Baseline contract value	£47,241.17

ACCESS*

Patients seen in 24 months	Total	Change since previous quarter
Quarter ending September 2018	370	
Quarter ending December 2018	388	↑
Quarter ending March 2019	420	↑
Quarter ending June 2019	424	→
Quarter ending September 2019	435	↑
Variance since September 2018	17.6%	↑



ACTIVITY



Month	Adjusted Scheduled Activity (UDA)	
	2019	2020
April	3	0
May	76	103
June	80	103
July	186	286
August	288	347
September	410	507
October	521	
November	612	
December	612	
January	770	
February	922	
March	1,019	
April	1,231	
May	1,231	
June	1,231	

QUALITY

	Quantity	Base Number	Contract	AT	Region	England
% of FP17s for the same patient ID Re-attending within 3 months - Children	0	0	N/A	11.7%	12.1%	11.5%
% of FP17s for the same patient ID Re-attending within 3 months - Adults	26	198	13.1%	14.7%	15.6%	15.4%
% of FP17s for the same patient ID Re-attending between 3 & 9 months - Children	0	0	N/A	55.2%	61.2%	59.7%
% of FP17s for the same patient ID Re-attending between 3 & 9 months - Adults	33	198	16.7%	51.5%	54.3%	51.7%
% of FP17s for Band 1 Urgent Courses	13	157	8.3%	9.1%	9.1%	9.2%
% of FP17s Relating to Free Repair or Replacements	1	157	0.6%	1.2%	0.9%	0.7%
% of FP17s Relating to Continuations	0	157	0.0%	1.3%	1.0%	0.8%
% of Patients satisfied with the dentistry they have received	0	0	N/A	95.3%	94.4%	93.5%
% of Patients satisfied with the time they had to wait for an appointment	0	0	N/A	88.2%	88.1%	87.4%

* This is based on patients treated on this contract for their most recent course of treatment. Figures in italics indicate the base number of FP17s or Patient Questionnaire responses are less than 100. N/A is shown where the base number of responses is less than 10 during the period. % is calculated as Quantity/Base number*100

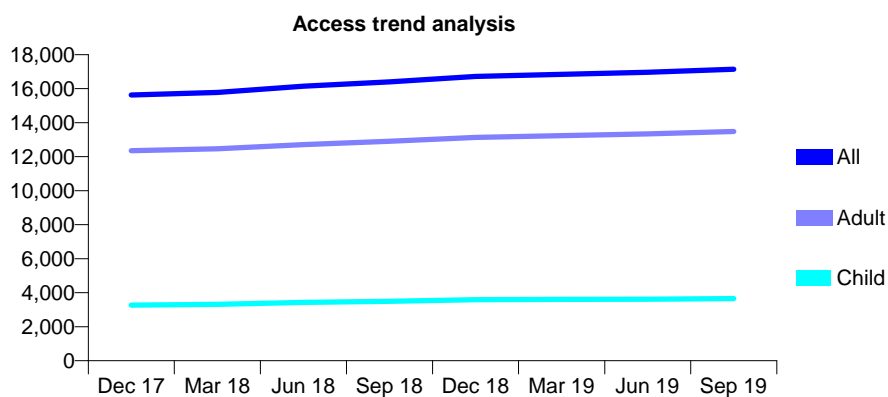
Q45 - Vital Signs At a Glance Contract Report for 172596/0001 - September 2019

Name or company name	Front Street Dental Practice Partnership
Contract type name	GDS Contract
Purpose of contract	General
Contract start date	01/11/2015
Contract end date	

19/20 Contracted general activity (UDA)	50,056
Carry forward general activity (UDA)	0
19/20 Contracted orthodontic activity (UOA)	0
Carry forward orthodontic activity (UOA)	0
Baseline contract value	£1,596,039.21

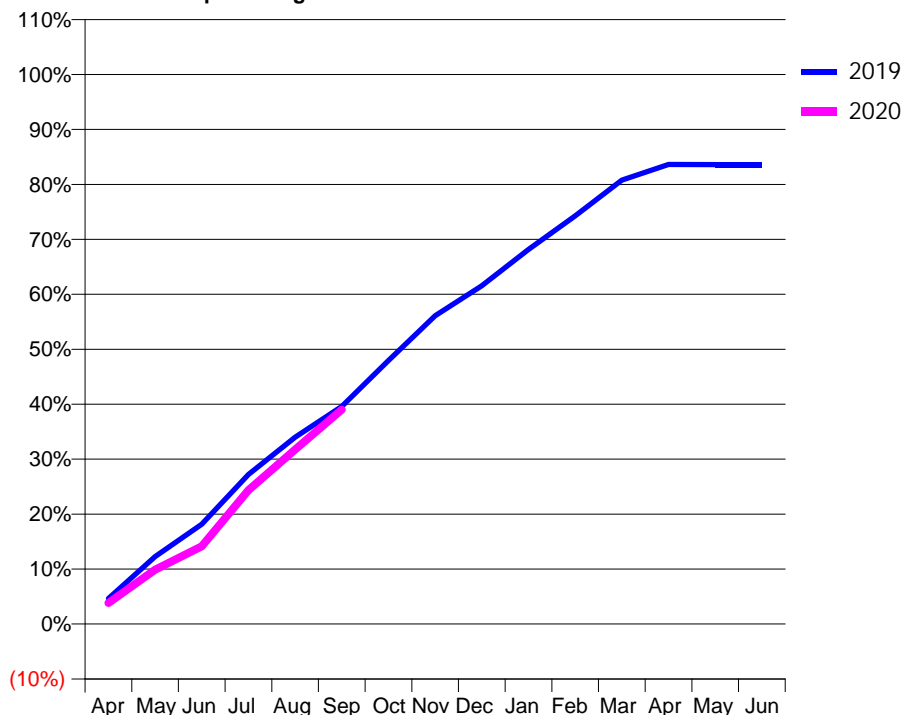
ACCESS*

Patients seen in 24 months	Total	Change since previous quarter
Quarter ending September 2018	16,396	
Quarter ending December 2018	16,720	→
Quarter ending March 2019	16,847	→
Quarter ending June 2019	16,962	→
Quarter ending September 2019	17,143	→
Variance since September 2018	4.6%	↑



ACTIVITY

Cumulative percentage of contracted UDA delivered 2019 & 2020



Adjusted Scheduled Activity (UDA)

Month	2019	2020
April	2,321	1,921
May	6,145	4,947
June	9,094	7,072
July	13,624	12,193
August	17,021	15,893
September	19,822	19,524
October	24,001	
November	28,074	
December	30,812	
January	34,116	
February	37,178	
March	40,436	
April	41,863	
May	41,839	
June	41,837	

QUALITY

	Quantity	Base Number	Contract	AT	Region	England
% of FP17s for the same patient ID Re-attending within 3 months - Children	128	2,345	5.5%	11.7%	12.1%	11.5%
% of FP17s for the same patient ID Re-attending within 3 months - Adults	908	8,045	11.3%	14.7%	15.6%	15.4%
% of FP17s for the same patient ID Re-attending between 3 & 9 months - Children	1,236	2,345	52.7%	55.2%	61.2%	59.7%
% of FP17s for the same patient ID Re-attending between 3 & 9 months - Adults	3,634	8,045	45.2%	51.5%	54.3%	51.7%
% of FP17s for Band 1 Urgent Courses	976	9,405	10.4%	9.1%	9.1%	9.2%
% of FP17s Relating to Free Repair or Replacements	115	9,405	1.2%	1.2%	0.9%	0.7%
% of FP17s Relating to Continuations	107	9,405	1.1%	1.3%	1.0%	0.8%
% of Patients satisfied with the dentistry they have received	8	9	N/A	95.3%	94.4%	93.5%
% of Patients satisfied with the time they had to wait for an appointment	8	9	N/A	88.2%	88.1%	87.4%

* This is based on patients treated on this contract for their most recent course of treatment.

Figures in italics indicate the base number of FP17s or Patient Questionnaire responses are less than 100. N/A is shown where the base number of responses is less than 10 during the period. % is calculated as Quantity/Base number*100

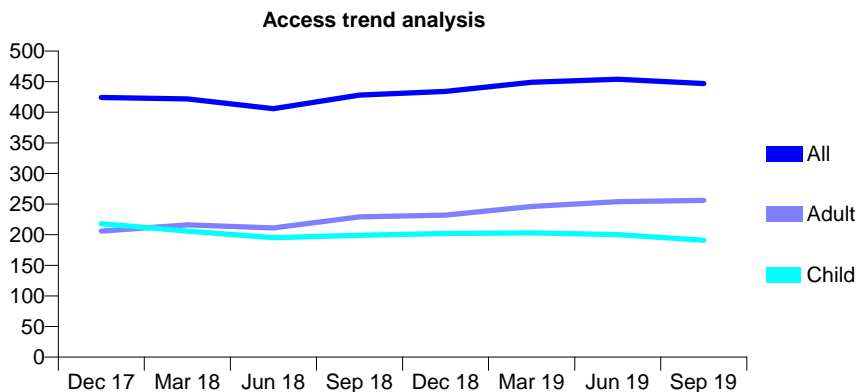
Q45 - Vital Signs At a Glance Contract Report for 174858/0001 - September 2019

Name or company name	Yarm Road Dental Practice
Contract type name	GDS Contract
Purpose of contract	General
Contract start date	01/01/2015
Contract end date	

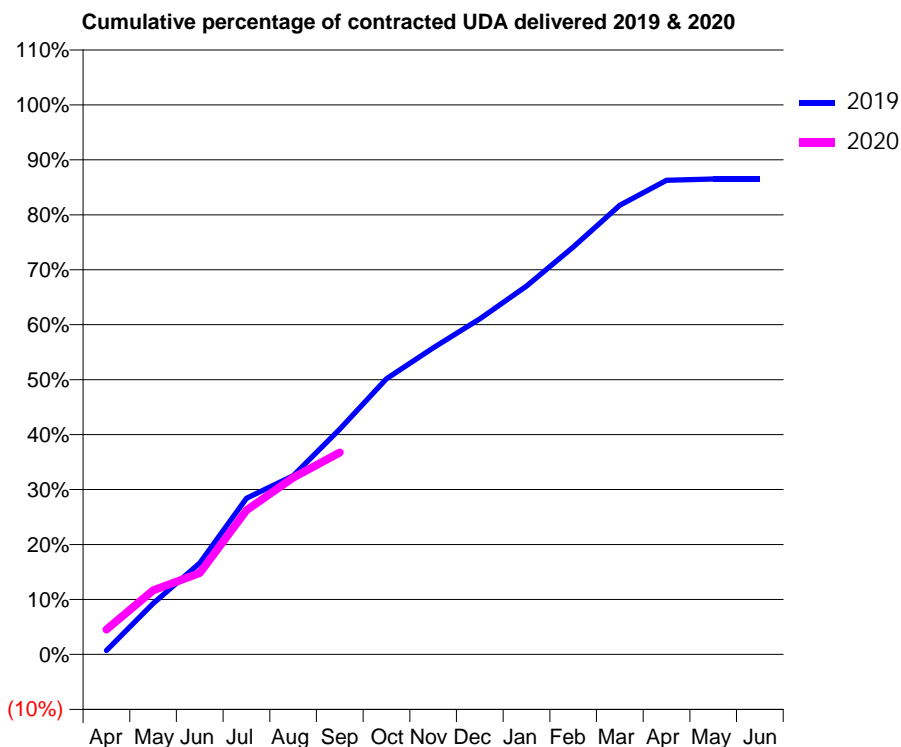
19/20 Contracted general activity (UDA)	1,300
Carry forward general activity (UDA)	0
19/20 Contracted orthodontic activity (UOA)	0
Carry forward orthodontic activity (UOA)	0
Baseline contract value	£24,119.88

ACCESS*

Patients seen in 24 months	Total	Change since previous quarter
Quarter ending September 2018	428	
Quarter ending December 2018	434	→
Quarter ending March 2019	449	↑
Quarter ending June 2019	454	→
Quarter ending September 2019	447	↓
Variance since September 2018	4.4%	↑



ACTIVITY



Month	2019	2020
April	9	59
May	121	152
June	216	193
July	369	341
August	423	418
September	533	478
October	652	
November	725	
December	794	
January	871	
February	964	
March	1,062	
April	1,122	
May	1,125	
June	1,125	

QUALITY

	Quantity	Base Number	Contract	AT	Region	England
% of FP17s for the same patient ID Re-attending within 3 months - Children	20	148	13.5%	11.7%	12.1%	11.5%
% of FP17s for the same patient ID Re-attending within 3 months - Adults	31	170	18.2%	14.7%	15.6%	15.4%
% of FP17s for the same patient ID Re-attending between 3 & 9 months - Children	97	148	65.5%	55.2%	61.2%	59.7%
% of FP17s for the same patient ID Re-attending between 3 & 9 months - Adults	88	170	51.8%	51.5%	54.3%	51.7%
% of FP17s for Band 1 Urgent Courses	24	280	8.6%	9.1%	9.1%	9.2%
% of FP17s Relating to Free Repair or Replacements	0	280	0.0%	1.2%	0.9%	0.7%
% of FP17s Relating to Continuations	0	280	0.0%	1.3%	1.0%	0.8%
% of Patients satisfied with the dentistry they have received	0	0	N/A	95.3%	94.4%	93.5%
% of Patients satisfied with the time they had to wait for an appointment	0	0	N/A	88.2%	88.1%	87.4%

* This is based on patients treated on this contract for their most recent course of treatment. Figures in italics indicate the base number of FP17s or Patient Questionnaire responses are less than 100. N/A is shown where the base number of responses is less than 10 during the period. % is calculated as Quantity/Base number*100

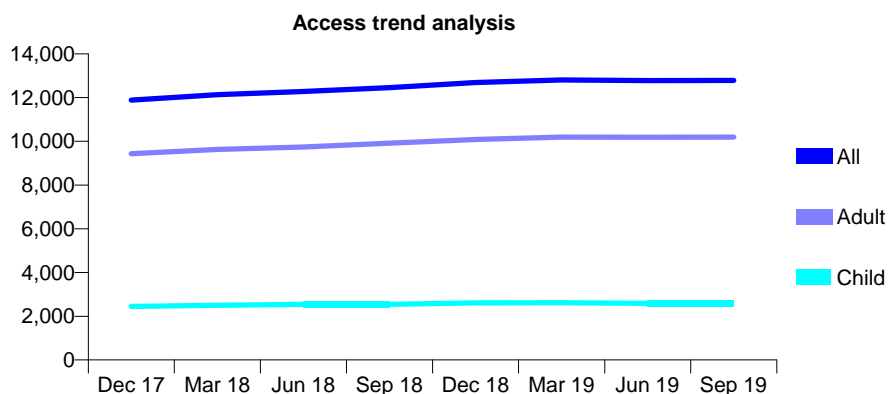
Q45 - Vital Signs At a Glance Contract Report for 176486/0001 - September 2019

Name or company name	Ridgway Dental Ltd.
Contract type name	GDS Contract
Purpose of contract	General
Contract start date	01/04/2009
Contract end date	

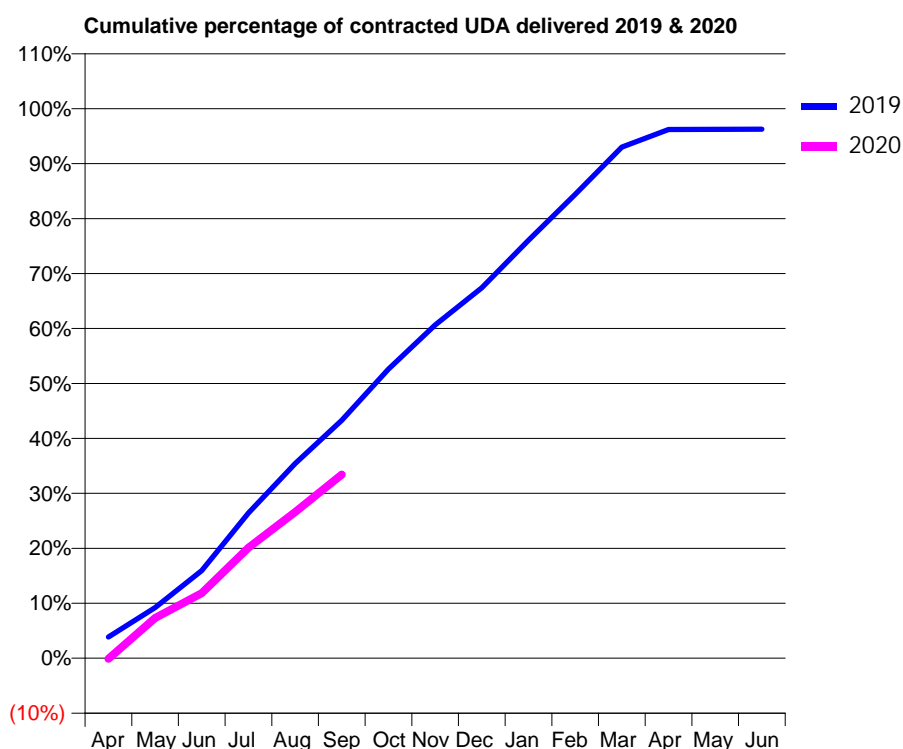
19/20 Contracted general activity (UDA)	35,659
Carry forward general activity (UDA)	1,334
19/20 Contracted orthodontic activity (UOA)	0
Carry forward orthodontic activity (UOA)	0
Baseline contract value	£939,266.37

ACCESS*

Patients seen in 24 months	Total	Change since previous quarter
Quarter ending September 2018	12,455	
Quarter ending December 2018	12,691	→
Quarter ending March 2019	12,808	→
Quarter ending June 2019	12,775	→
Quarter ending September 2019	12,784	→
Variance since September 2018	2.6%	↑



ACTIVITY



Month	2019	2020
April	1,377	-36
May	3,291	2,616
June	5,689	4,218
July	9,429	7,166
August	12,638	9,492
September	15,436	11,919
October	18,759	
November	21,629	
December	24,038	
January	27,123	
February	30,097	
March	33,165	
April	34,309	
May	34,317	
June	34,325	

QUALITY

	Quantity	Base Number	Contract	AT	Region	England
% of FP17s for the same patient ID Re-attending within 3 months - Children	56	1,430	3.9%	11.7%	12.1%	11.5%
% of FP17s for the same patient ID Re-attending within 3 months - Adults	658	5,703	11.5%	14.7%	15.6%	15.4%
% of FP17s for the same patient ID Re-attending between 3 & 9 months - Children	721	1,430	50.4%	55.2%	61.2%	59.7%
% of FP17s for the same patient ID Re-attending between 3 & 9 months - Adults	3,063	5,703	53.7%	51.5%	54.3%	51.7%
% of FP17s for Band 1 Urgent Courses	406	6,661	6.1%	9.1%	9.1%	9.2%
% of FP17s Relating to Free Repair or Replacements	94	6,661	1.4%	1.2%	0.9%	0.7%
% of FP17s Relating to Continuations	77	6,661	1.2%	1.3%	1.0%	0.8%
% of Patients satisfied with the dentistry they have received	6	6	N/A	95.3%	94.4%	93.5%
% of Patients satisfied with the time they had to wait for an appointment	6	6	N/A	88.2%	88.1%	87.4%

* This is based on patients treated on this contract for their most recent course of treatment. Figures in italics indicate the base number of FP17s or Patient Questionnaire responses are less than 100. N/A is shown where the base number of responses is less than 10 during the period. % is calculated as Quantity/Base number*100

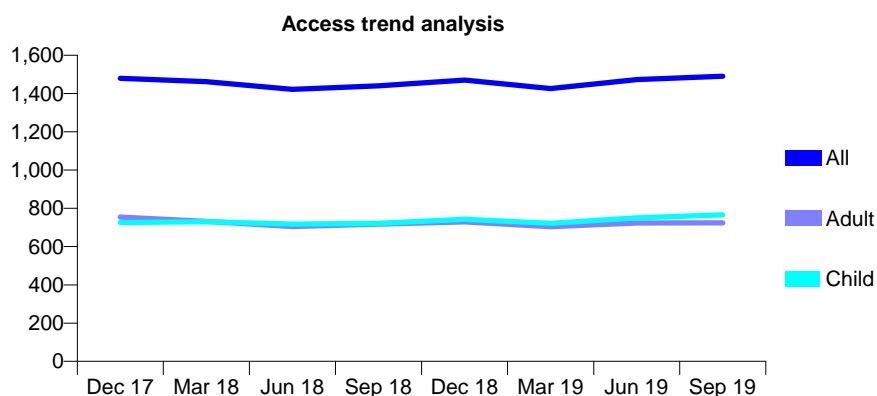
Q45 - Vital Signs At a Glance Contract Report for 176737/0001 - September 2019

Name or company name	Springs Dental Practice
Contract type name	GDS Contract
Purpose of contract	General
Contract start date	17/10/2013
Contract end date	

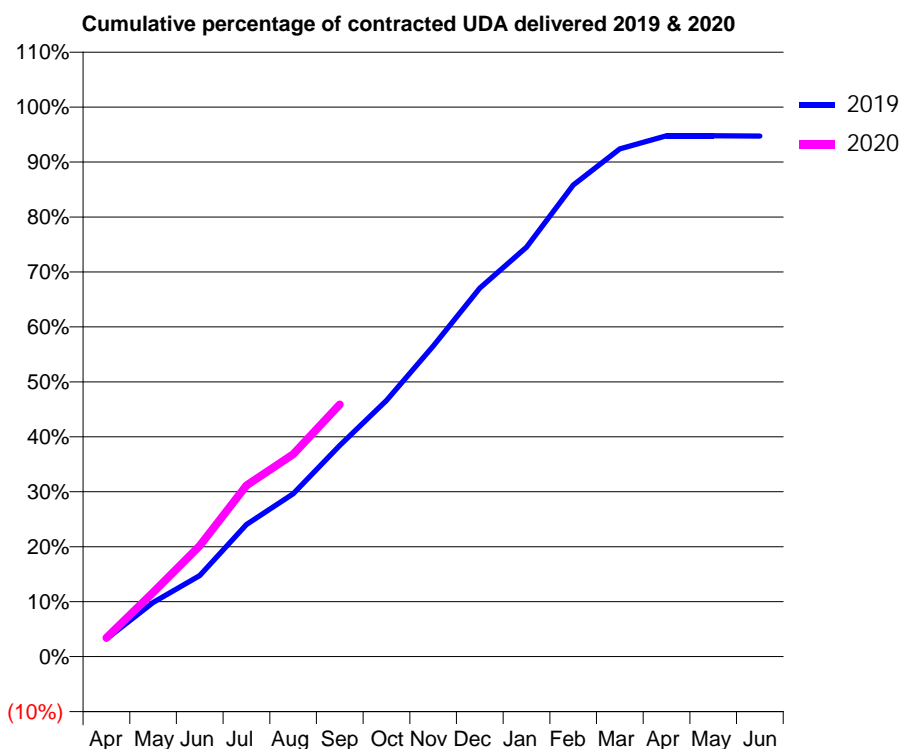
19/20 Contracted general activity (UDA)	5,000
Carry forward general activity (UDA)	-48
19/20 Contracted orthodontic activity (UOA)	0
Carry forward orthodontic activity (UOA)	0
Baseline contract value	£109,473.35

ACCESS*

Patients seen in 24 months	Total	Change since previous quarter
Quarter ending September 2018	1,440	
Quarter ending December 2018	1,471	↑
Quarter ending March 2019	1,426	↓
Quarter ending June 2019	1,473	↑
Quarter ending September 2019	1,490	→
Variance since September 2018	3.5%	↑



ACTIVITY



Month	Adjusted Scheduled Activity (UDA)	
	2019	2020
April	160	172
May	493	584
June	737	1,009
July	1,202	1,557
August	1,482	1,842
September	1,921	2,294
October	2,331	
November	2,825	
December	3,353	
January	3,726	
February	4,290	
March	4,620	
April	4,738	
May	4,738	
June	4,736	

QUALITY

	Quantity	Base Number	Contract	AT	Region	England
% of FP17s for the same patient ID Re-attending within 3 months - Children	45	529	8.5%	11.7%	12.1%	11.5%
% of FP17s for the same patient ID Re-attending within 3 months - Adults	81	414	19.6%	14.7%	15.6%	15.4%
% of FP17s for the same patient ID Re-attending between 3 & 9 months - Children	282	529	53.3%	55.2%	61.2%	59.7%
% of FP17s for the same patient ID Re-attending between 3 & 9 months - Adults	152	414	36.7%	51.5%	54.3%	51.7%
% of FP17s for Band 1 Urgent Courses	77	901	8.5%	9.1%	9.1%	9.2%
% of FP17s Relating to Free Repair or Replacements	0	901	0.0%	1.2%	0.9%	0.7%
% of FP17s Relating to Continuations	0	901	0.0%	1.3%	1.0%	0.8%
% of Patients satisfied with the dentistry they have received	2	2	N/A	95.3%	94.4%	93.5%
% of Patients satisfied with the time they had to wait for an appointment	2	2	N/A	88.2%	88.1%	87.4%

* This is based on patients treated on this contract for their most recent course of treatment. Figures in italics indicate the base number of FP17s or Patient Questionnaire responses are less than 100. N/A is shown where the base number of responses is less than 10 during the period. % is calculated as Quantity/Base number*100

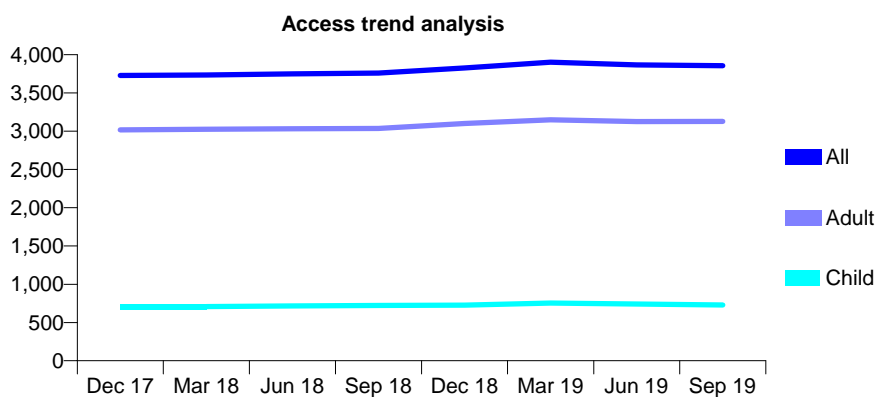
Q45 - Vital Signs At a Glance Contract Report for 177229/0001 - September 2019

Name or company name	Bishop Auckland Partnership
Contract type name	GDS Contract
Purpose of contract	General
Contract start date	01/07/2013
Contract end date	

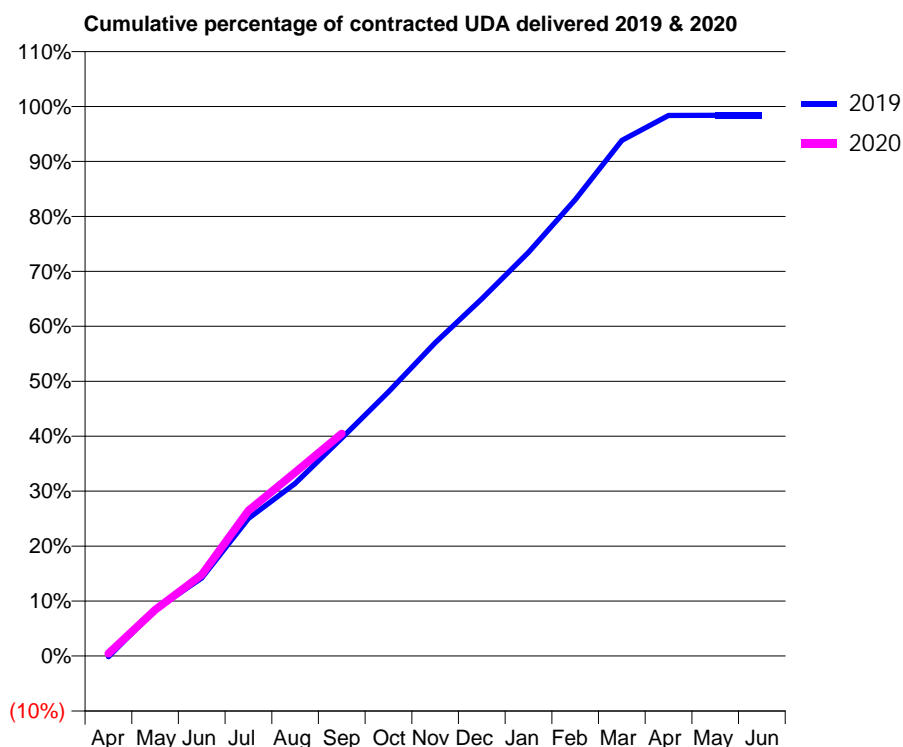
19/20 Contracted general activity (UDA)	13,273
Carry forward general activity (UDA)	214
19/20 Contracted orthodontic activity (UOA)	0
Carry forward orthodontic activity (UOA)	0
Baseline contract value	£312,596.48

ACCESS*

Patients seen in 24 months	Total	Change since previous quarter
Quarter ending September 2018	3,759	
Quarter ending December 2018	3,826	→
Quarter ending March 2019	3,902	→
Quarter ending June 2019	3,867	→
Quarter ending September 2019	3,857	→
Variance since September 2018	2.6%	↑



ACTIVITY



Month	Adjusted Scheduled Activity (UDA)	
	2019	2020
April	-19	59
May	1,115	1,115
June	1,885	1,964
July	3,324	3,512
August	4,171	4,437
September	5,261	5,370
October	6,378	
November	7,568	
December	8,626	
January	9,751	
February	11,023	
March	12,451	
April	13,057	
May	13,058	
June	13,058	

QUALITY

	Quantity	Base Number	Contract	AT	Region	England
% of FP17s for the same patient ID Re-attending within 3 months - Children	70	598	11.7%	11.7%	12.1%	11.5%
% of FP17s for the same patient ID Re-attending within 3 months - Adults	428	2,302	18.6%	14.7%	15.6%	15.4%
% of FP17s for the same patient ID Re-attending between 3 & 9 months - Children	386	598	64.5%	55.2%	61.2%	59.7%
% of FP17s for the same patient ID Re-attending between 3 & 9 months - Adults	1,285	2,302	55.8%	51.5%	54.3%	51.7%
% of FP17s for Band 1 Urgent Courses	333	2,690	12.4%	9.1%	9.1%	9.2%
% of FP17s Relating to Free Repair or Replacements	17	2,690	0.6%	1.2%	0.9%	0.7%
% of FP17s Relating to Continuations	39	2,690	1.4%	1.3%	1.0%	0.8%
% of Patients satisfied with the dentistry they have received	0	0	N/A	95.3%	94.4%	93.5%
% of Patients satisfied with the time they had to wait for an appointment	0	0	N/A	88.2%	88.1%	87.4%

* This is based on patients treated on this contract for their most recent course of treatment. Figures in italics indicate the base number of FP17s or Patient Questionnaire responses are less than 100. N/A is shown where the base number of responses is less than 10 during the period. % is calculated as Quantity/Base number*100

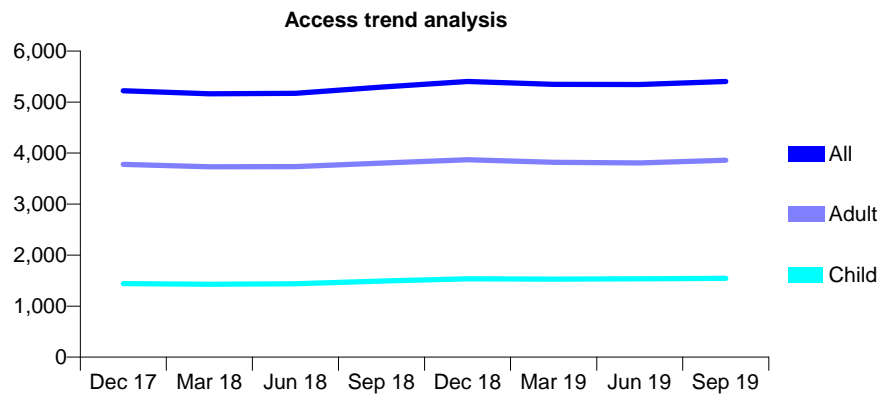
Q45 - Vital Signs At a Glance Contract Report for 177334/0001 - September 2019

Name or company name	Ingleby Meadow Dental Practice Partnershi
Contract type name	GDS Contract
Purpose of contract	General
Contract start date	04/03/2015
Contract end date	

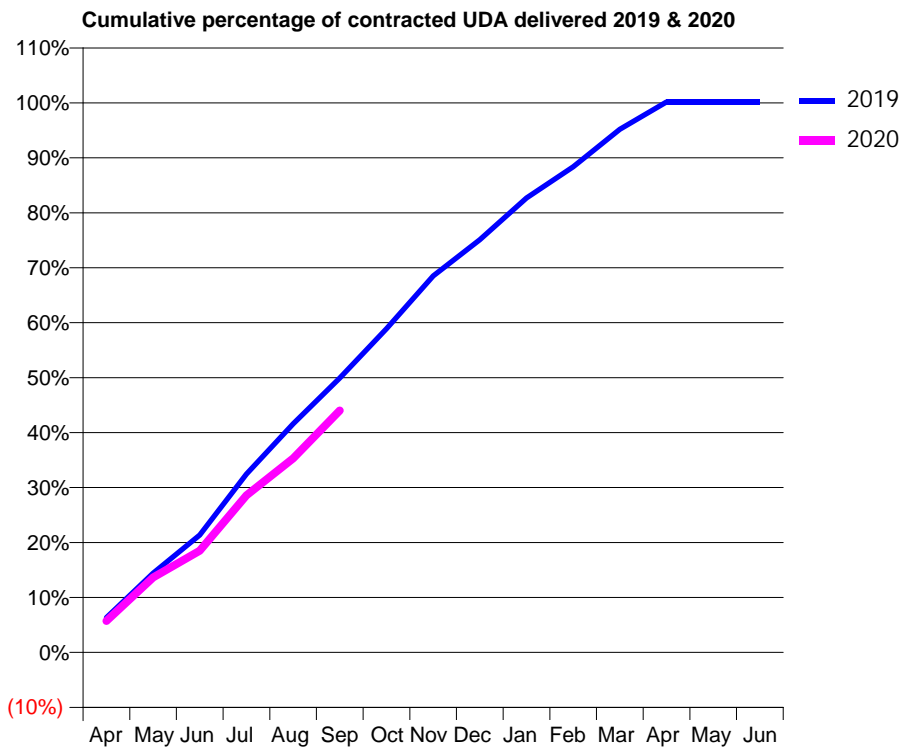
19/20 Contracted general activity (UDA)	14,808
Carry forward general activity (UDA)	-23
19/20 Contracted orthodontic activity (UOA)	0
Carry forward orthodontic activity (UOA)	0
Baseline contract value	£395,927.45

ACCESS*

Patients seen in 24 months	Total	Change since previous quarter
Quarter ending September 2018	5,295	
Quarter ending December 2018	5,406	↑
Quarter ending March 2019	5,347	↓
Quarter ending June 2019	5,344	→
Quarter ending September 2019	5,404	→
Variance since September 2018	2.1%	↑



ACTIVITY



Month	2019	2020
April	1,004	845
May	2,280	2,020
June	3,379	2,739
July	5,130	4,233
August	6,579	5,230
September	7,893	6,516
October	9,312	
November	10,832	
December	11,872	
January	13,071	
February	13,969	
March	15,046	
April	15,832	
May	15,832	
June	15,832	

QUALITY

	Quantity	Base Number	Contract	AT	Region	England
% of FP17s for the same patient ID Re-attending within 3 months - Children	52	1,204	4.3%	11.7%	12.1%	11.5%
% of FP17s for the same patient ID Re-attending within 3 months - Adults	340	2,699	12.6%	14.7%	15.6%	15.4%
% of FP17s for the same patient ID Re-attending between 3 & 9 months - Children	781	1,204	64.9%	55.2%	61.2%	59.7%
% of FP17s for the same patient ID Re-attending between 3 & 9 months - Adults	1,354	2,699	50.2%	51.5%	54.3%	51.7%
% of FP17s for Band 1 Urgent Courses	309	3,616	8.5%	9.1%	9.1%	9.2%
% of FP17s Relating to Free Repair or Replacements	28	3,616	0.8%	1.2%	0.9%	0.7%
% of FP17s Relating to Continuations	36	3,616	1.0%	1.3%	1.0%	0.8%
% of Patients satisfied with the dentistry they have received	2	2	N/A	95.3%	94.4%	93.5%
% of Patients satisfied with the time they had to wait for an appointment	2	2	N/A	88.2%	88.1%	87.4%

* This is based on patients treated on this contract for their most recent course of treatment. Figures in italics indicate the base number of FP17s or Patient Questionnaire responses are less than 100. N/A is shown where the base number of responses is less than 10 during the period. % is calculated as Quantity/Base number*100

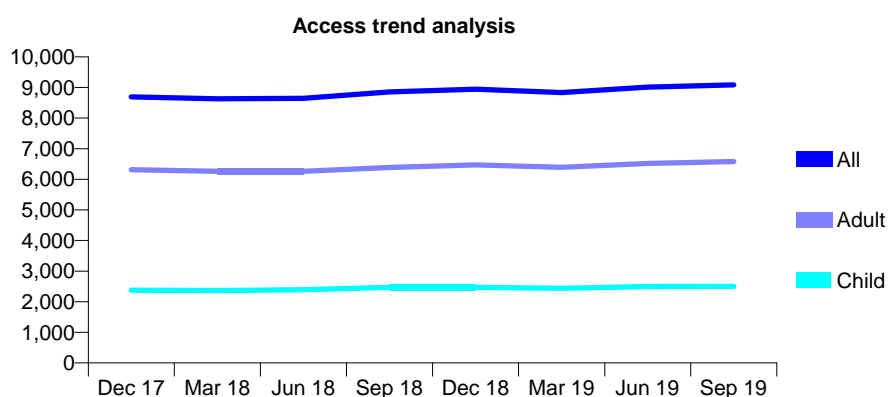
Q45 - Vital Signs At a Glance Contract Report for 179523/0002 - September 2019

Name or company name	Jeyarajan Dental Care Ltd.
Contract type name	GDS Contract
Purpose of contract	General
Contract start date	01/04/2009
Contract end date	

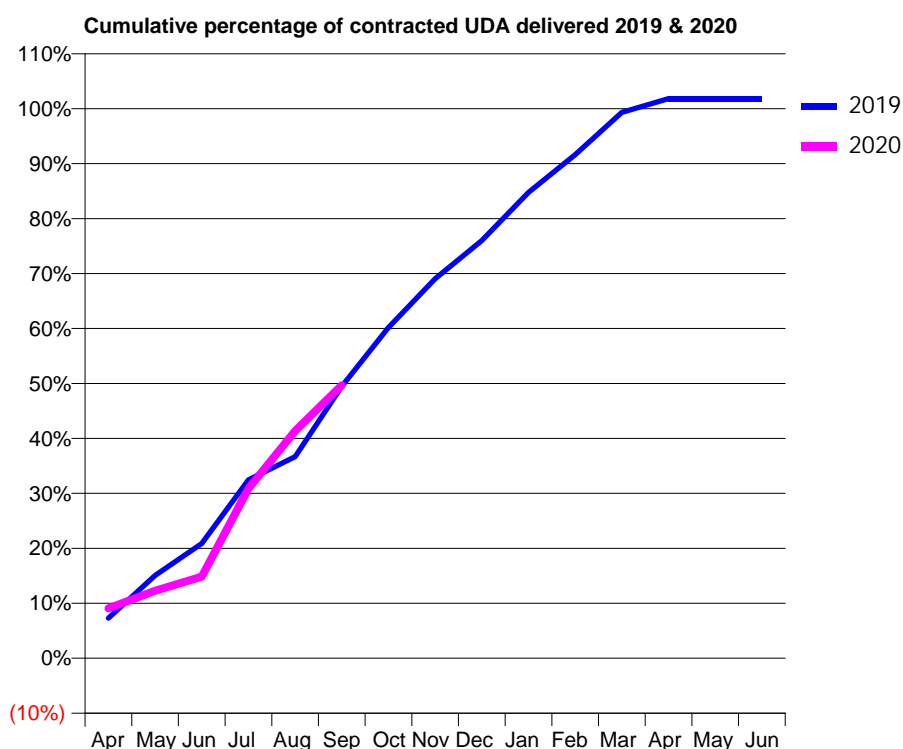
19/20 Contracted general activity (UDA)	24,500
Carry forward general activity (UDA)	-443
19/20 Contracted orthodontic activity (UOA)	0
Carry forward orthodontic activity (UOA)	0
Baseline contract value	£726,985.19

ACCESS*

Patients seen in 24 months	Total	Change since previous quarter
Quarter ending September 2018	8,858	
Quarter ending December 2018	8,945	→
Quarter ending March 2019	8,833	↓
Quarter ending June 2019	9,012	↑
Quarter ending September 2019	9,086	→
Variance since September 2018	2.6%	↑



ACTIVITY



Month	2019	2020
April	1,785	2,229
May	3,698	3,009
June	5,119	3,635
July	7,953	7,566
August	8,984	10,133
September	12,119	12,170
October	14,749	
November	16,922	
December	18,620	
January	20,766	
February	22,447	
March	24,329	
April	24,945	
May	24,944	
June	24,944	

QUALITY

	Quantity	Base Number	Contract	AT	Region	England
% of FP17s for the same patient ID Re-attending within 3 months - Children	89	1,439	6.2%	11.7%	12.1%	11.5%
% of FP17s for the same patient ID Re-attending within 3 months - Adults	511	3,874	13.2%	14.7%	15.6%	15.4%
% of FP17s for the same patient ID Re-attending between 3 & 9 months - Children	531	1,439	36.9%	55.2%	61.2%	59.7%
% of FP17s for the same patient ID Re-attending between 3 & 9 months - Adults	1,729	3,874	44.6%	51.5%	54.3%	51.7%
% of FP17s for Band 1 Urgent Courses	626	5,085	12.3%	9.1%	9.1%	9.2%
% of FP17s Relating to Free Repair or Replacements	44	5,085	0.9%	1.2%	0.9%	0.7%
% of FP17s Relating to Continuations	18	5,085	0.4%	1.3%	1.0%	0.8%
% of Patients satisfied with the dentistry they have received	1	1	N/A	95.3%	94.4%	93.5%
% of Patients satisfied with the time they had to wait for an appointment	1	1	N/A	88.2%	88.1%	87.4%

* This is based on patients treated on this contract for their most recent course of treatment.

Figures in italics indicate the base number of FP17s or Patient Questionnaire responses are less than 100. N/A is shown where the base number of responses is less than 10 during the period. % is calculated as Quantity/Base number*100

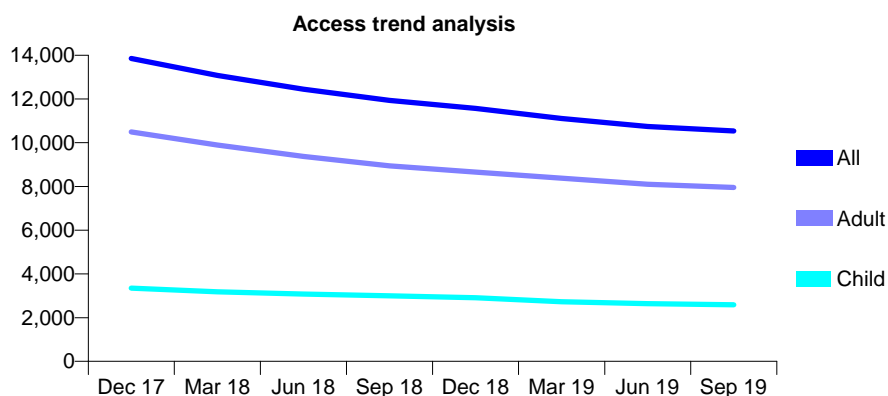
Q45 - Vital Signs At a Glance Contract Report for 186007/0001 - September 2019

Name or company name	Hartlepool Dental Practice Partnership
Contract type name	GDS Contract
Purpose of contract	General
Contract start date	01/04/2014
Contract end date	

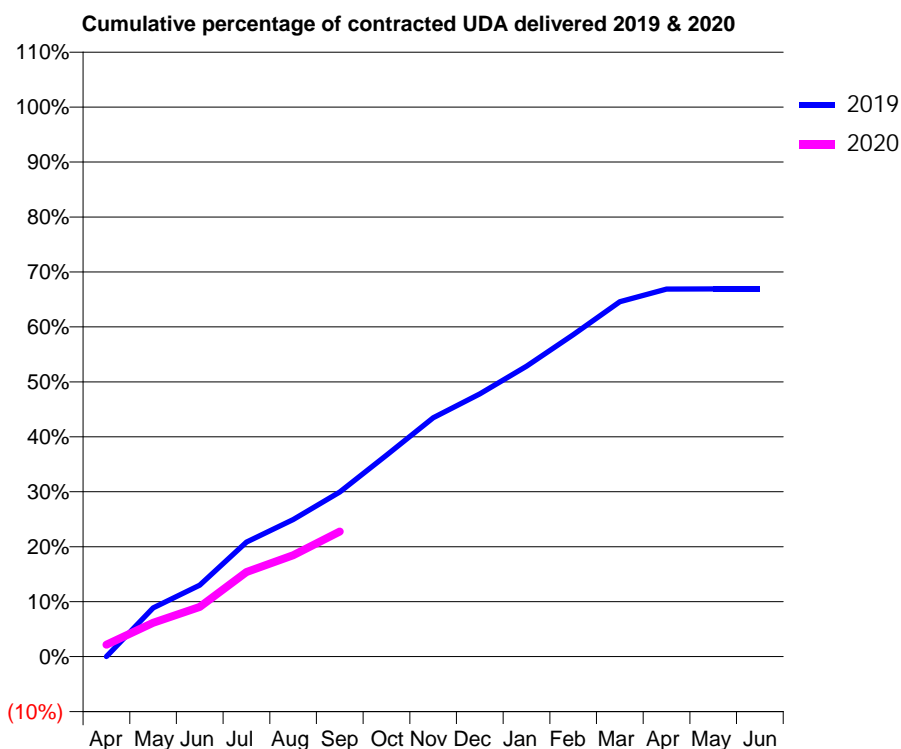
19/20 Contracted general activity (UDA)	60,590
Carry forward general activity (UDA)	0
19/20 Contracted orthodontic activity (UOA)	0
Carry forward orthodontic activity (UOA)	0
Baseline contract value	£1,437,711.21

ACCESS*

Patients seen in 24 months	Total	Change since previous quarter
Quarter ending September 2018	11,938	
Quarter ending December 2018	11,572	↓
Quarter ending March 2019	11,103	↓
Quarter ending June 2019	10,739	↓
Quarter ending September 2019	10,541	↓
Variance since September 2018	(11.7%)	↓



ACTIVITY



Month	Adjusted Scheduled Activity (UDA)	
	2019	2020
April	0	1,319
May	3,989	3,721
June	5,862	5,481
July	9,374	9,332
August	11,225	11,188
September	13,480	13,781
October	16,496	
November	19,559	
December	21,502	
January	23,780	
February	26,370	
March	29,059	
April	30,100	
May	30,109	
June	30,109	

QUALITY

	Quantity	Base Number	Contract	AT	Region	England
% of FP17s for the same patient ID Re-attending within 3 months - Children	41	1,416	2.9%	11.7%	12.1%	11.5%
% of FP17s for the same patient ID Re-attending within 3 months - Adults	510	4,539	11.2%	14.7%	15.6%	15.4%
% of FP17s for the same patient ID Re-attending between 3 & 9 months - Children	456	1,416	32.2%	55.2%	61.2%	59.7%
% of FP17s for the same patient ID Re-attending between 3 & 9 months - Adults	1,954	4,539	43.0%	51.5%	54.3%	51.7%
% of FP17s for Band 1 Urgent Courses	258	5,587	4.6%	9.1%	9.1%	9.2%
% of FP17s Relating to Free Repair or Replacements	42	5,587	0.8%	1.2%	0.9%	0.7%
% of FP17s Relating to Continuations	69	5,587	1.2%	1.3%	1.0%	0.8%
% of Patients satisfied with the dentistry they have received	5	6	N/A	95.3%	94.4%	93.5%
% of Patients satisfied with the time they had to wait for an appointment	4	6	N/A	88.2%	88.1%	87.4%

* This is based on patients treated on this contract for their most recent course of treatment. Figures in italics indicate the base number of FP17s or Patient Questionnaire responses are less than 100. N/A is shown where the base number of responses is less than 10 during the period. % is calculated as Quantity/Base number*100

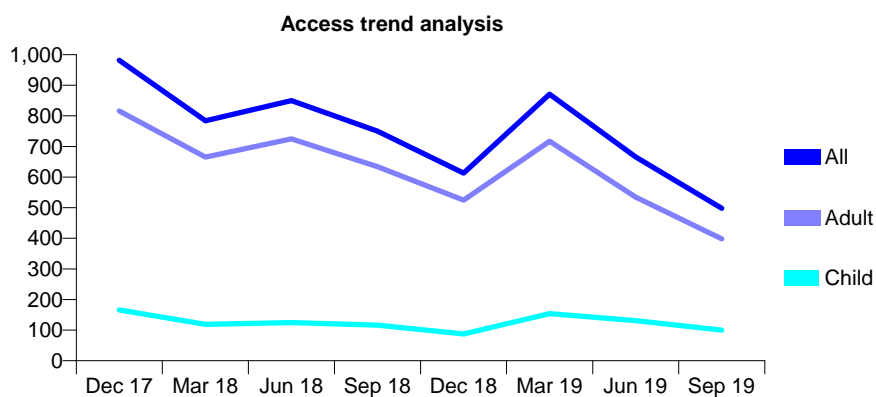
Q45 - Vital Signs At a Glance Contract Report for 192589/0001 - September 2019

Name or company name	Novident Dental Practice
Contract type name	GDS Contract
Purpose of contract	General
Contract start date	01/11/2014
Contract end date	

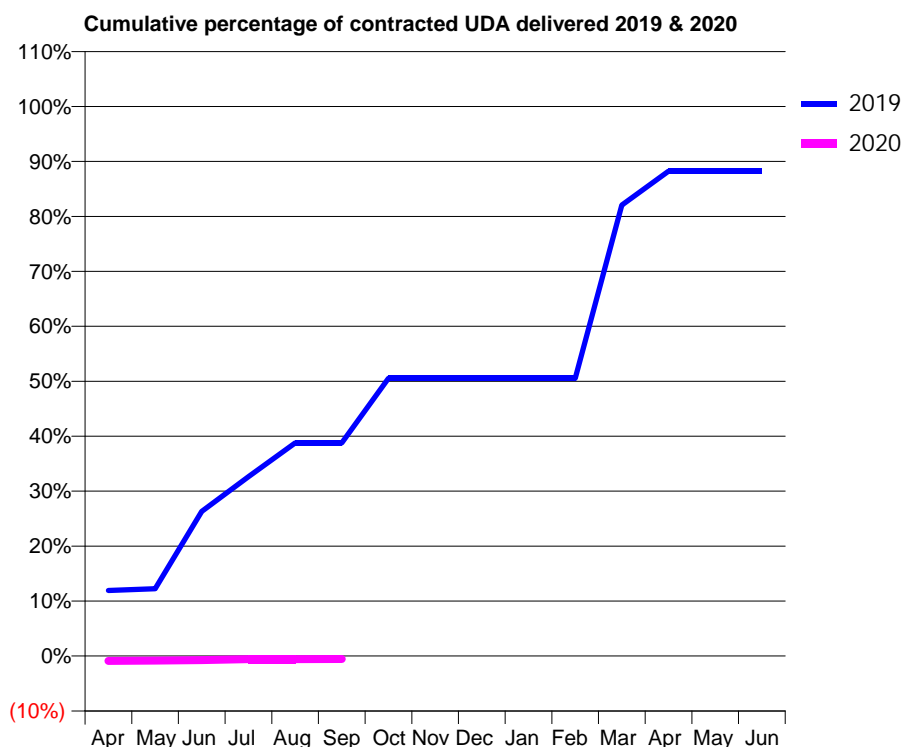
19/20 Contracted general activity (UDA)	3,500
Carry forward general activity (UDA)	41
19/20 Contracted orthodontic activity (UOA)	0
Carry forward orthodontic activity (UOA)	0
Baseline contract value	£77,784.20

ACCESS*

Patients seen in 24 months	Total	Change since previous quarter
Quarter ending September 2018	750	
Quarter ending December 2018	613	↓
Quarter ending March 2019	871	↑
Quarter ending June 2019	666	↓
Quarter ending September 2019	498	↓
Variance since September 2018	(33.6%)	↓



ACTIVITY



Month	Adjusted Scheduled Activity (UDA)	
	2019	2020
April	346	-32
May	355	-29
June	763	-27
July	946	-21
August	1,124	-21
September	1,124	-20
October	1,465	
November	1,465	
December	1,465	
January	1,465	
February	1,465	
March	2,380	
April	2,558	
May	2,558	
June	2,558	

QUALITY

	Quantity	Base Number	Contract	AT	Region	England
% of FP17s for the same patient ID Re-attending within 3 months - Children	0	20	0.0%	11.7%	12.1%	11.5%
% of FP17s for the same patient ID Re-attending within 3 months - Adults	6	79	7.6%	14.7%	15.6%	15.4%
% of FP17s for the same patient ID Re-attending between 3 & 9 months - Children	1	20	5.0%	55.2%	61.2%	59.7%
% of FP17s for the same patient ID Re-attending between 3 & 9 months - Adults	4	79	5.1%	51.5%	54.3%	51.7%
% of FP17s for Band 1 Urgent Courses	0	9	0.0%	9.1%	9.1%	9.2%
% of FP17s Relating to Free Repair or Replacements	1	9	11.1%	1.2%	0.9%	0.7%
% of FP17s Relating to Continuations	3	9	33.3%	1.3%	1.0%	0.8%
% of Patients satisfied with the dentistry they have received	0	0	N/A	95.3%	94.4%	93.5%
% of Patients satisfied with the time they had to wait for an appointment	0	0	N/A	88.2%	88.1%	87.4%

* This is based on patients treated on this contract for their most recent course of treatment. Figures in italics indicate the base number of FP17s or Patient Questionnaire responses are less than 100. N/A is shown where the base number of responses is less than 10 during the period. % is calculated as Quantity/Base number*100

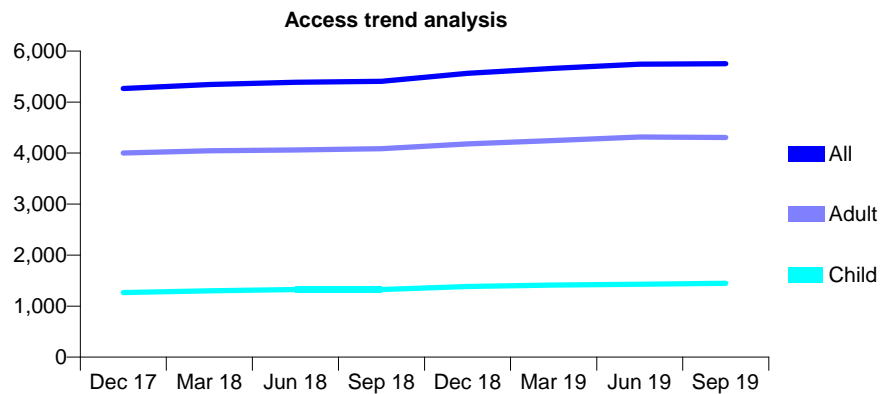
Q45 - Vital Signs At a Glance Contract Report for 193771/0001 - September 2019

Name or company name	Thornaby Dental Centre
Contract type name	GDS Contract
Purpose of contract	General
Contract start date	01/01/2015
Contract end date	

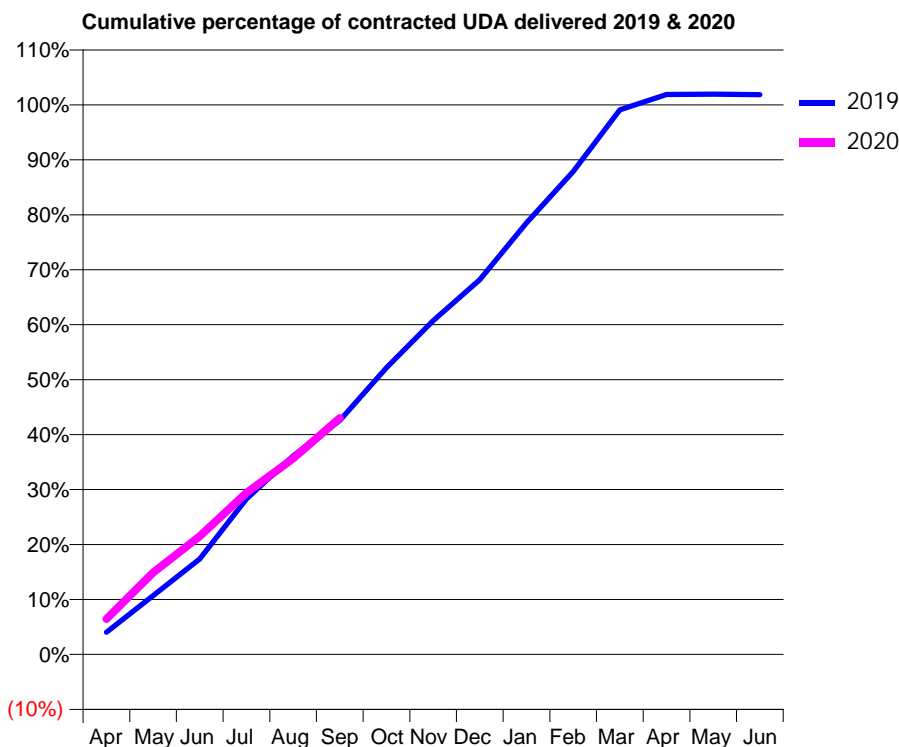
19/20 Contracted general activity (UDA)	20,325
Carry forward general activity (UDA)	-380
19/20 Contracted orthodontic activity (UOA)	0
Carry forward orthodontic activity (UOA)	0
Baseline contract value	£453,982.37

ACCESS*

Patients seen in 24 months	Total	Change since previous quarter
Quarter ending September 2018	5,409	
Quarter ending December 2018	5,565	↑
Quarter ending March 2019	5,661	→
Quarter ending June 2019	5,743	→
Quarter ending September 2019	5,752	→
Variance since September 2018	6.3%	↑



ACTIVITY



Month	2019	2020
April	820	1,314
May	2,179	3,027
June	3,530	4,375
July	5,754	5,974
August	7,342	7,250
September	8,648	8,740
October	10,600	
November	12,343	
December	13,857	
January	15,957	
February	17,860	
March	20,143	
April	20,708	
May	20,717	
June	20,705	

QUALITY

	Quantity	Base Number	Contract	AT	Region	England
% of FP17s for the same patient ID Re-attending within 3 months - Children	46	1,018	4.5%	11.7%	12.1%	11.5%
% of FP17s for the same patient ID Re-attending within 3 months - Adults	322	2,777	11.6%	14.7%	15.6%	15.4%
% of FP17s for the same patient ID Re-attending between 3 & 9 months - Children	676	1,018	66.4%	55.2%	61.2%	59.7%
% of FP17s for the same patient ID Re-attending between 3 & 9 months - Adults	1,736	2,777	62.5%	51.5%	54.3%	51.7%
% of FP17s for Band 1 Urgent Courses	111	3,543	3.1%	9.1%	9.1%	9.2%
% of FP17s Relating to Free Repair or Replacements	23	3,543	0.6%	1.2%	0.9%	0.7%
% of FP17s Relating to Continuations	91	3,543	2.6%	1.3%	1.0%	0.8%
% of Patients satisfied with the dentistry they have received	1	1	N/A	95.3%	94.4%	93.5%
% of Patients satisfied with the time they had to wait for an appointment	1	1	N/A	88.2%	88.1%	87.4%

* This is based on patients treated on this contract for their most recent course of treatment. Figures in italics indicate the base number of FP17s or Patient Questionnaire responses are less than 100. N/A is shown where the base number of responses is less than 10 during the period. % is calculated as Quantity/Base number*100

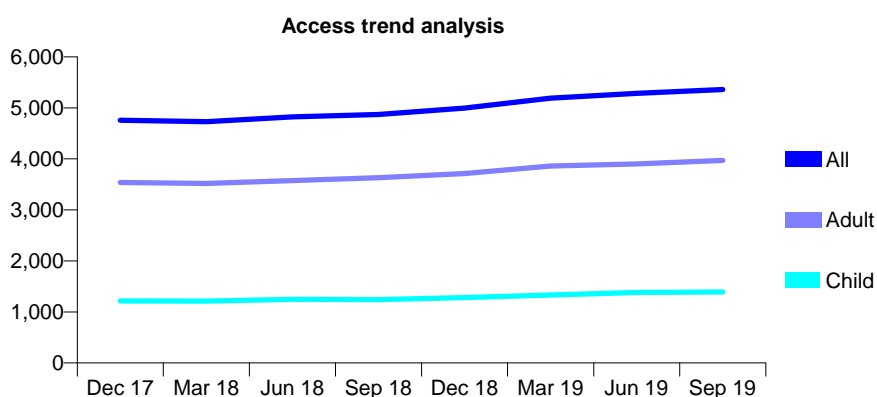
Q45 - Vital Signs At a Glance Contract Report for 194344/0001 - September 2019

Name or company name	N & N Dental Group
Contract type name	GDS Contract
Purpose of contract	General
Contract start date	02/04/2013
Contract end date	

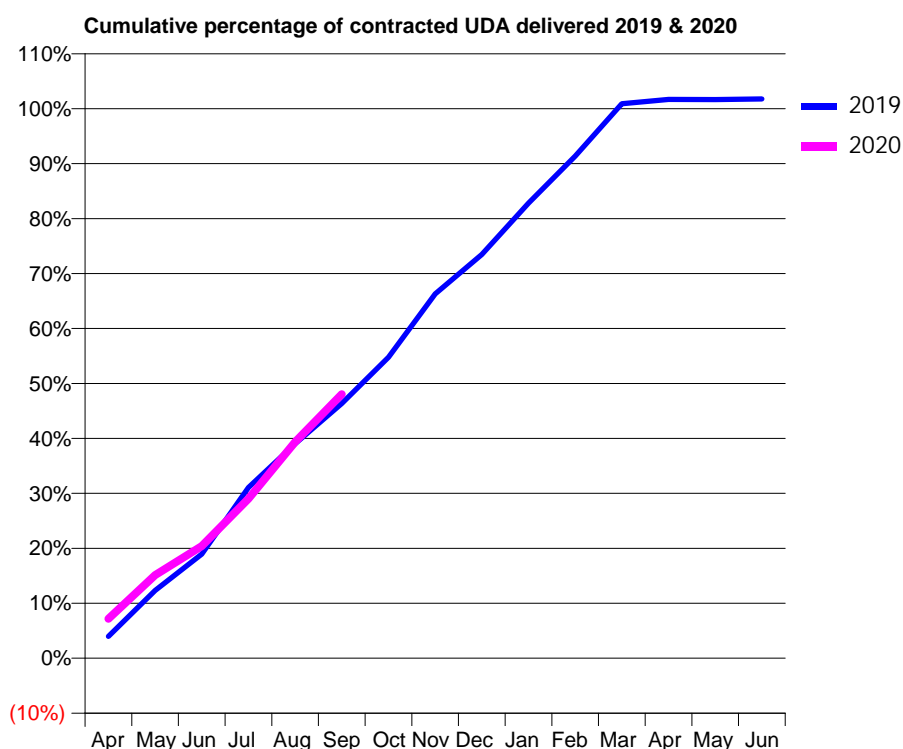
19/20 Contracted general activity (UDA)	13,000
Carry forward general activity (UDA)	-228
19/20 Contracted orthodontic activity (UOA)	0
Carry forward orthodontic activity (UOA)	0
Baseline contract value	£418,888.74

ACCESS*

Patients seen in 24 months	Total	Change since previous quarter
Quarter ending September 2018	4,873	
Quarter ending December 2018	4,997	↑
Quarter ending March 2019	5,192	↑
Quarter ending June 2019	5,285	→
Quarter ending September 2019	5,362	→
Variance since September 2018	10.0%	↑



ACTIVITY



Month	2019	2020
April	518	931
May	1,605	1,967
June	2,461	2,653
July	4,039	3,775
August	5,075	5,118
September	6,024	6,243
October	7,119	
November	8,620	
December	9,552	
January	10,764	
February	11,880	
March	13,117	
April	13,221	
May	13,215	
June	13,229	

QUALITY

	Quantity	Base Number	Contract	AT	Region	England
% of FP17s for the same patient ID Re-attending within 3 months - Children	44	813	5.4%	11.7%	12.1%	11.5%
% of FP17s for the same patient ID Re-attending within 3 months - Adults	206	1,939	10.6%	14.7%	15.6%	15.4%
% of FP17s for the same patient ID Re-attending between 3 & 9 months - Children	311	813	38.3%	55.2%	61.2%	59.7%
% of FP17s for the same patient ID Re-attending between 3 & 9 months - Adults	755	1,939	38.9%	51.5%	54.3%	51.7%
% of FP17s for Band 1 Urgent Courses	257	2,711	9.5%	9.1%	9.1%	9.2%
% of FP17s Relating to Free Repair or Replacements	30	2,711	1.1%	1.2%	0.9%	0.7%
% of FP17s Relating to Continuations	57	2,711	2.1%	1.3%	1.0%	0.8%
% of Patients satisfied with the dentistry they have received	4	4	N/A	95.3%	94.4%	93.5%
% of Patients satisfied with the time they had to wait for an appointment	3	4	N/A	88.2%	88.1%	87.4%

* This is based on patients treated on this contract for their most recent course of treatment. Figures in italics indicate the base number of FP17s or Patient Questionnaire responses are less than 100. N/A is shown where the base number of responses is less than 10 during the period. % is calculated as Quantity/Base number*100

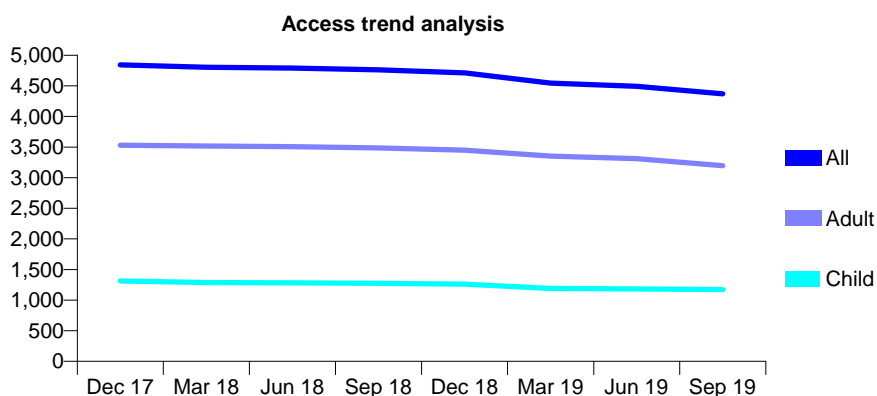
Q45 - Vital Signs At a Glance Contract Report for 195278/0001 - September 2019

Name or company name	The Grainger Stockton, Birtley and Stanley
Contract type name	GDS Contract
Purpose of contract	General
Contract start date	01/02/2014
Contract end date	

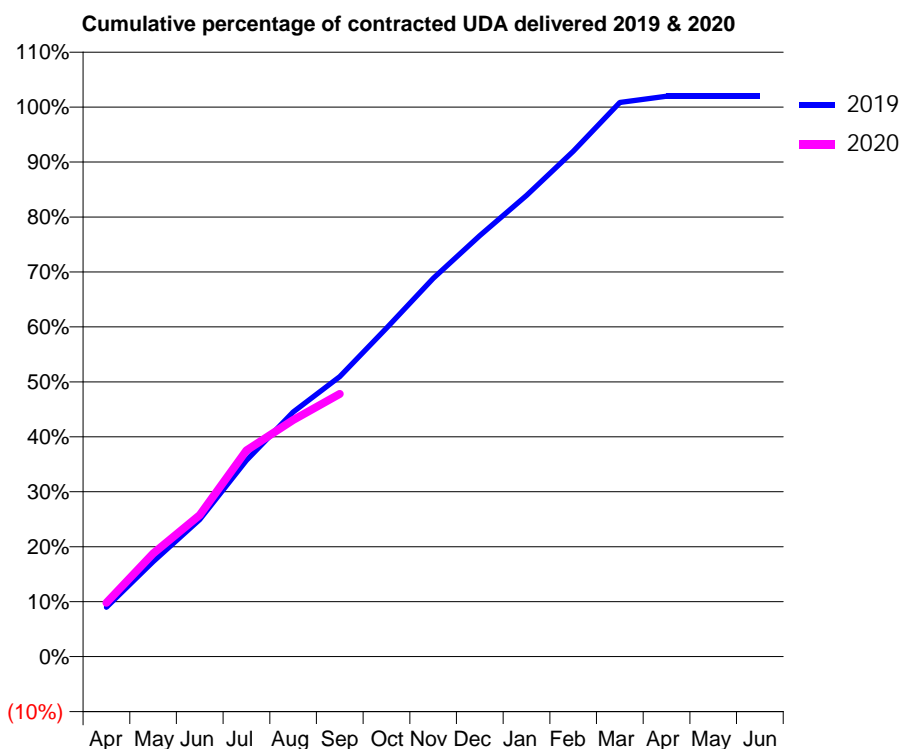
19/20 Contracted general activity (UDA)	13,053
Carry forward general activity (UDA)	-261
19/20 Contracted orthodontic activity (UOA)	0
Carry forward orthodontic activity (UOA)	0
Baseline contract value	£404,668.51

ACCESS*

Patients seen in 24 months	Total	Change since previous quarter
Quarter ending September 2018	4,762	
Quarter ending December 2018	4,711	↓
Quarter ending March 2019	4,546	↓
Quarter ending June 2019	4,493	↓
Quarter ending September 2019	4,370	↓
Variance since September 2018	(8.2%)	↓



ACTIVITY



Month	Adjusted Scheduled Activity (UDA)	
	2019	2020
April	1,208	1,278
May	2,321	2,450
June	3,351	3,362
July	4,796	4,900
August	5,980	5,619
September	6,843	6,242
October	8,028	
November	9,244	
December	10,287	
January	11,270	
February	12,352	
March	13,543	
April	13,694	
May	13,694	
June	13,694	

QUALITY

	Quantity	Base Number	Contract	AT	Region	England
% of FP17s for the same patient ID Re-attending within 3 months - Children	14	616	2.3%	11.7%	12.1%	11.5%
% of FP17s for the same patient ID Re-attending within 3 months - Adults	92	1,694	5.4%	14.7%	15.6%	15.4%
% of FP17s for the same patient ID Re-attending between 3 & 9 months - Children	339	616	55.0%	55.2%	61.2%	59.7%
% of FP17s for the same patient ID Re-attending between 3 & 9 months - Adults	992	1,694	58.6%	51.5%	54.3%	51.7%
% of FP17s for Band 1 Urgent Courses	54	2,227	2.4%	9.1%	9.1%	9.2%
% of FP17s Relating to Free Repair or Replacements	3	2,227	0.1%	1.2%	0.9%	0.7%
% of FP17s Relating to Continuations	19	2,227	0.9%	1.3%	1.0%	0.8%
% of Patients satisfied with the dentistry they have received	1	1	N/A	95.3%	94.4%	93.5%
% of Patients satisfied with the time they had to wait for an appointment	0	1	N/A	88.2%	88.1%	87.4%

* This is based on patients treated on this contract for their most recent course of treatment. Figures in italics indicate the base number of FP17s or Patient Questionnaire responses are less than 100. N/A is shown where the base number of responses is less than 10 during the period. % is calculated as Quantity/Base number*100

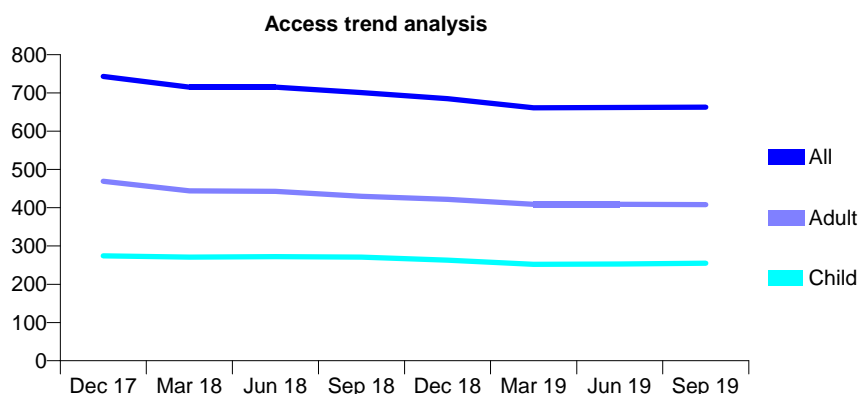
Q45 - Vital Signs At a Glance Contract Report for 198005/0001 - September 2019

Name or company name	Stoney Field Dental Practice
Contract type name	GDS Contract
Purpose of contract	General
Contract start date	01/11/2015
Contract end date	

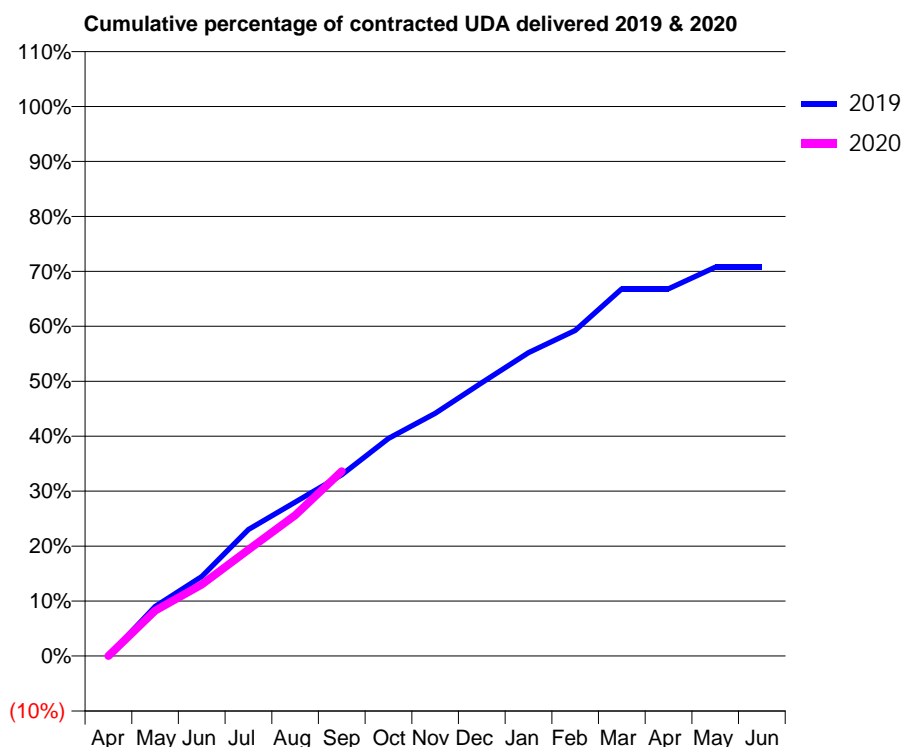
19/20 Contracted general activity (UDA)	2,853
Carry forward general activity (UDA)	0
19/20 Contracted orthodontic activity (UOA)	0
Carry forward orthodontic activity (UOA)	0
Baseline contract value	£83,534.45

ACCESS*

Patients seen in 24 months	Total	Change since previous quarter
Quarter ending September 2018	701	
Quarter ending December 2018	685	↓
Quarter ending March 2019	661	↓
Quarter ending June 2019	662	→
Quarter ending September 2019	663	→
Variance since September 2018	(5.4%)	↓



ACTIVITY



Month	Adjusted Scheduled Activity (UDA)	
	2019	2020
April	0	0
May	257	235
June	412	371
July	657	552
August	799	731
September	941	959
October	1,130	
November	1,259	
December	1,419	
January	1,574	
February	1,690	
March	1,906	
April	1,906	
May	2,019	
June	2,019	

QUALITY

	Quantity	Base Number	Contract	AT	Region	England
% of FP17s for the same patient ID Re-attending within 3 months - Children	7	191	3.7%	11.7%	12.1%	11.5%
% of FP17s for the same patient ID Re-attending within 3 months - Adults	22	280	7.9%	14.7%	15.6%	15.4%
% of FP17s for the same patient ID Re-attending between 3 & 9 months - Children	118	191	61.8%	55.2%	61.2%	59.7%
% of FP17s for the same patient ID Re-attending between 3 & 9 months - Adults	162	280	57.9%	51.5%	54.3%	51.7%
% of FP17s for Band 1 Urgent Courses	11	429	2.6%	9.1%	9.1%	9.2%
% of FP17s Relating to Free Repair or Replacements	1	429	0.2%	1.2%	0.9%	0.7%
% of FP17s Relating to Continuations	3	429	0.7%	1.3%	1.0%	0.8%
% of Patients satisfied with the dentistry they have received	2	2	N/A	95.3%	94.4%	93.5%
% of Patients satisfied with the time they had to wait for an appointment	2	2	N/A	88.2%	88.1%	87.4%

* This is based on patients treated on this contract for their most recent course of treatment. Figures in italics indicate the base number of FP17s or Patient Questionnaire responses are less than 100. N/A is shown where the base number of responses is less than 10 during the period. % is calculated as Quantity/Base number*100

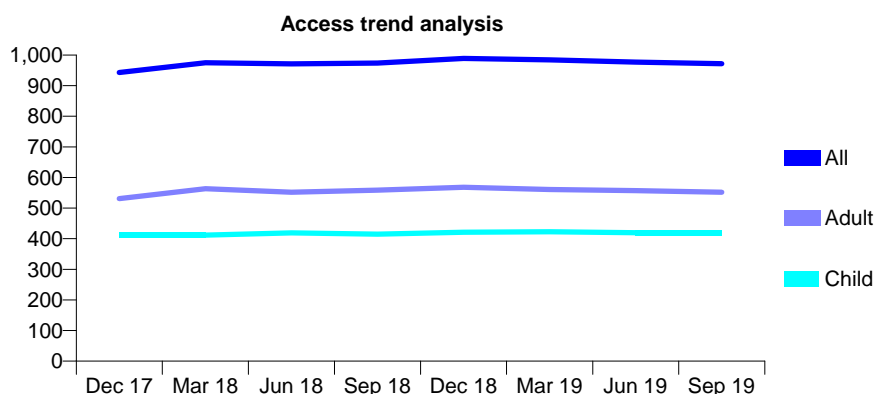
Q45 - Vital Signs At a Glance Contract Report for 199788/0001 - September 2019

Name or company name	Alan Lam Family Dental Practice Ltd.
Contract type name	GDS Contract
Purpose of contract	General
Contract start date	01/04/2009
Contract end date	

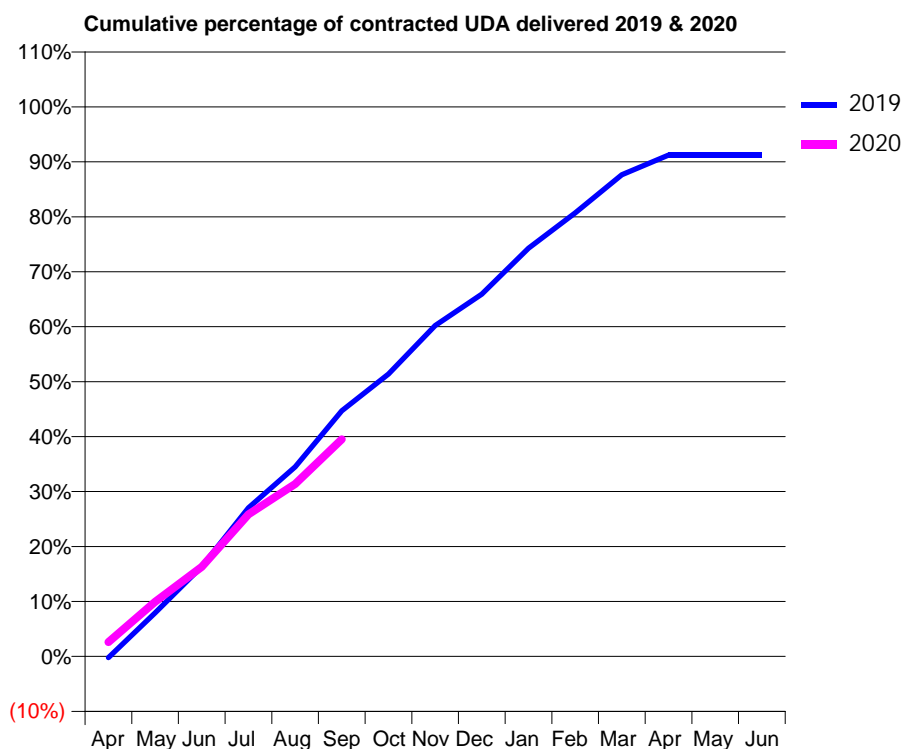
19/20 Contracted general activity (UDA)	2,228
Carry forward general activity (UDA)	0
19/20 Contracted orthodontic activity (UOA)	0
Carry forward orthodontic activity (UOA)	0
Baseline contract value	£48,791.05

ACCESS*

Patients seen in 24 months	Total	Change since previous quarter
Quarter ending September 2018	974	
Quarter ending December 2018	989	→
Quarter ending March 2019	984	→
Quarter ending June 2019	977	→
Quarter ending September 2019	972	→
Variance since September 2018	(0.2%)	→



ACTIVITY



Month	2019	2020
April	-5	58
May	177	222
June	364	363
July	603	576
August	769	699
September	995	880
October	1,145	
November	1,342	
December	1,469	
January	1,655	
February	1,799	
March	1,952	
April	2,033	
May	2,033	
June	2,033	

QUALITY

	Quantity	Base Number	Contract	AT	Region	England
% of FP17s for the same patient ID Re-attending within 3 months - Children	7	235	3.0%	11.7%	12.1%	11.5%
% of FP17s for the same patient ID Re-attending within 3 months - Adults	25	294	8.5%	14.7%	15.6%	15.4%
% of FP17s for the same patient ID Re-attending between 3 & 9 months - Children	114	235	48.5%	55.2%	61.2%	59.7%
% of FP17s for the same patient ID Re-attending between 3 & 9 months - Adults	137	294	46.6%	51.5%	54.3%	51.7%
% of FP17s for Band 1 Urgent Courses	26	491	5.3%	9.1%	9.1%	9.2%
% of FP17s Relating to Free Repair or Replacements	2	491	0.4%	1.2%	0.9%	0.7%
% of FP17s Relating to Continuations	1	491	0.2%	1.3%	1.0%	0.8%
% of Patients satisfied with the dentistry they have received	0	0	N/A	95.3%	94.4%	93.5%
% of Patients satisfied with the time they had to wait for an appointment	0	0	N/A	88.2%	88.1%	87.4%

* This is based on patients treated on this contract for their most recent course of treatment. Figures in italics indicate the base number of FP17s or Patient Questionnaire responses are less than 100. N/A is shown where the base number of responses is less than 10 during the period. % is calculated as Quantity/Base number*100

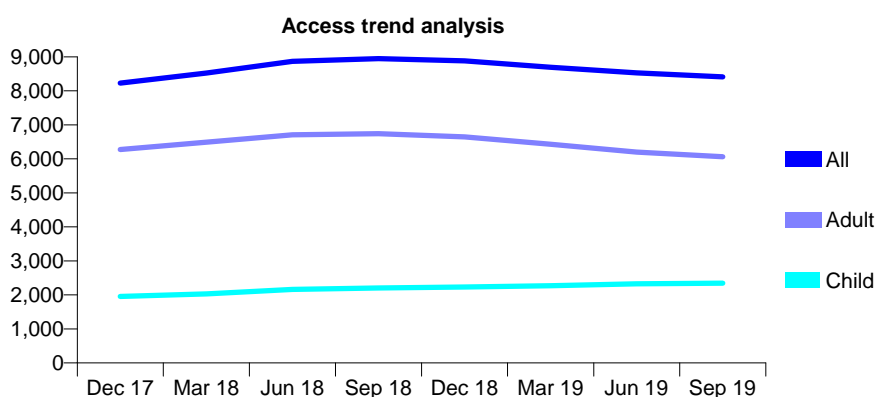
Q45 - Vital Signs At a Glance Contract Report for 203505/0003 - September 2019

Name or company name	Bentley Mathieson Dentalcare
Contract type name	GDS Contract
Purpose of contract	General
Contract start date	19/12/2011
Contract end date	

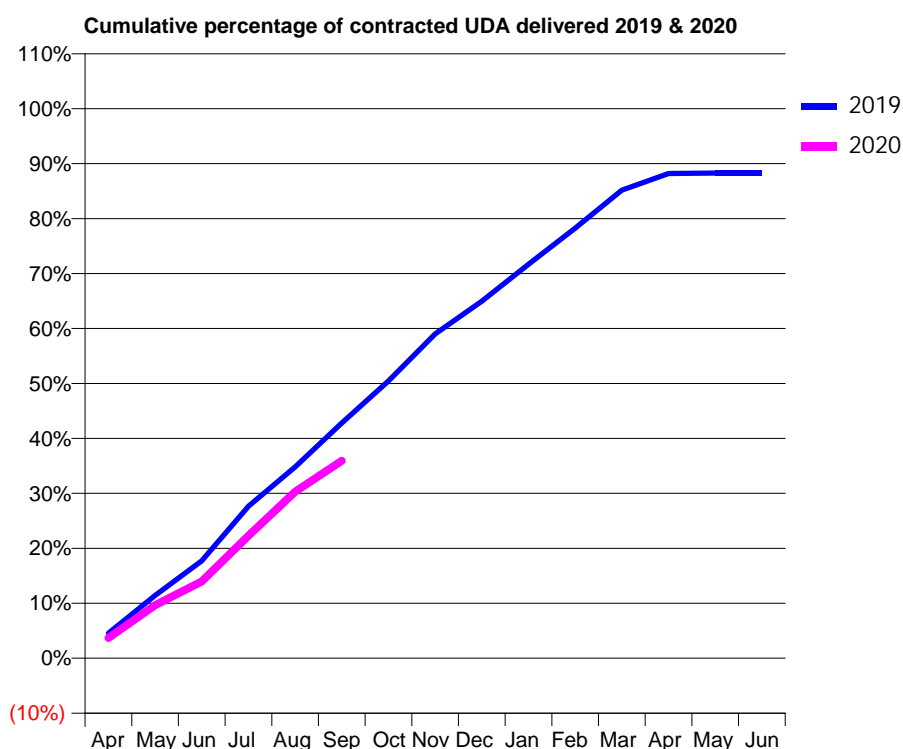
19/20 Contracted general activity (UDA)	34,821
Carry forward general activity (UDA)	0
19/20 Contracted orthodontic activity (UOA)	0
Carry forward orthodontic activity (UOA)	0
Baseline contract value	£890,198.73

ACCESS*

Patients seen in 24 months	Total	Change since previous quarter
Quarter ending September 2018	8,948	
Quarter ending December 2018	8,882	→
Quarter ending March 2019	8,698	↓
Quarter ending June 2019	8,528	↓
Quarter ending September 2019	8,412	↓
Variance since September 2018	(6.0%)	↓



ACTIVITY



Month	2019	2020
April	1,582	1,288
May	3,982	3,369
June	6,170	4,863
July	9,630	7,760
August	12,121	10,554
September	14,901	12,511
October	17,571	
November	20,548	
December	22,616	
January	24,958	
February	27,252	
March	29,652	
April	30,713	
May	30,733	
June	30,739	

QUALITY

	Quantity	Base Number	Contract	AT	Region	England
% of FP17s for the same patient ID Re-attending within 3 months - Children	85	1,324	6.4%	11.7%	12.1%	11.5%
% of FP17s for the same patient ID Re-attending within 3 months - Adults	588	3,227	18.2%	14.7%	15.6%	15.4%
% of FP17s for the same patient ID Re-attending between 3 & 9 months - Children	568	1,324	42.9%	55.2%	61.2%	59.7%
% of FP17s for the same patient ID Re-attending between 3 & 9 months - Adults	1,538	3,227	47.7%	51.5%	54.3%	51.7%
% of FP17s for Band 1 Urgent Courses	350	4,214	8.3%	9.1%	9.1%	9.2%
% of FP17s Relating to Free Repair or Replacements	40	4,214	0.9%	1.2%	0.9%	0.7%
% of FP17s Relating to Continuations	96	4,214	2.3%	1.3%	1.0%	0.8%
% of Patients satisfied with the dentistry they have received	4	4	N/A	95.3%	94.4%	93.5%
% of Patients satisfied with the time they had to wait for an appointment	4	4	N/A	88.2%	88.1%	87.4%

* This is based on patients treated on this contract for their most recent course of treatment. Figures in italics indicate the base number of FP17s or Patient Questionnaire responses are less than 100. N/A is shown where the base number of responses is less than 10 during the period. % is calculated as Quantity/Base number*100

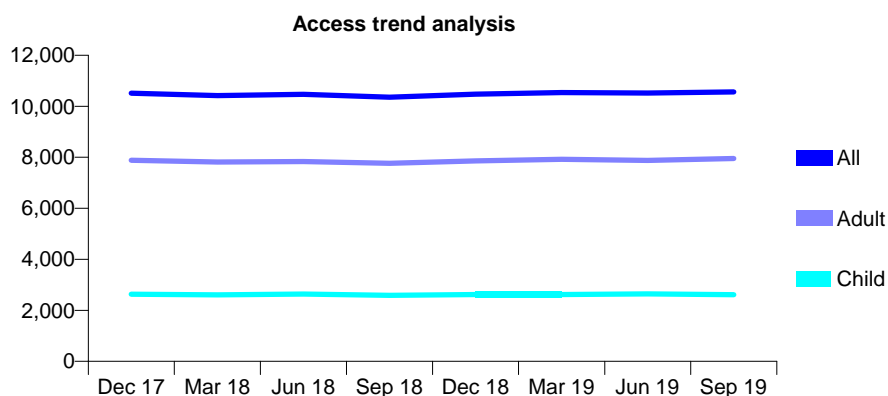
Q45 - Vital Signs At a Glance Contract Report for 209384/0001 - September 2019

Name or company name	MISS L POWELL
Contract type name	GDS Contract
Purpose of contract	General
Contract start date	01/04/2006
Contract end date	

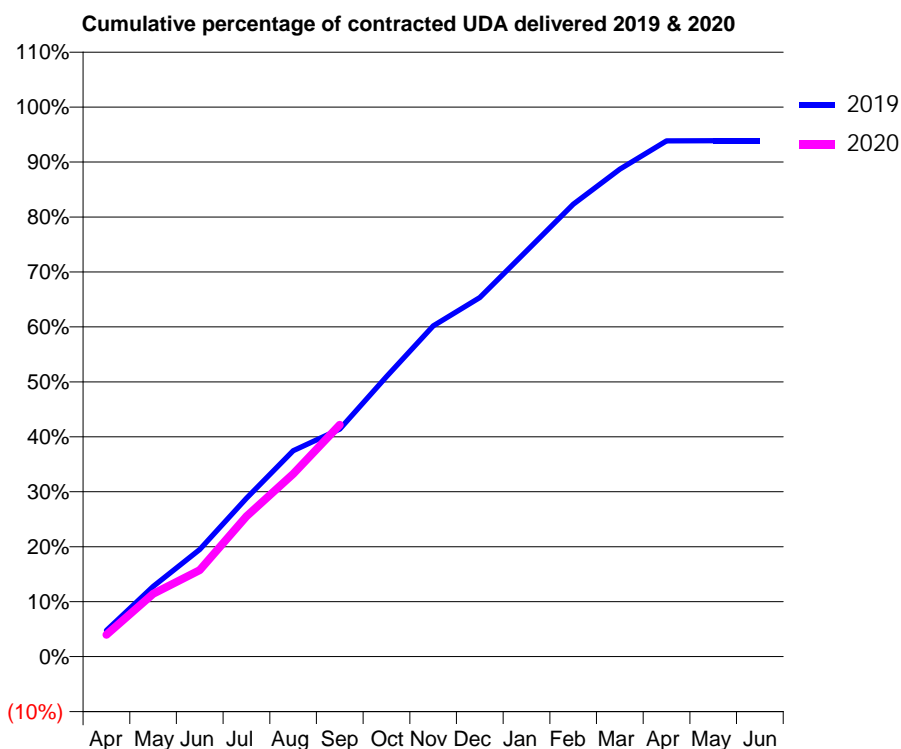
19/20 Contracted general activity (UDA)	30,026
Carry forward general activity (UDA)	0
19/20 Contracted orthodontic activity (UOA)	0
Carry forward orthodontic activity (UOA)	0
Baseline contract value	£713,402.69

ACCESS*

Patients seen in 24 months	Total	Change since previous quarter
Quarter ending September 2018	10,353	
Quarter ending December 2018	10,476	→
Quarter ending March 2019	10,537	→
Quarter ending June 2019	10,516	→
Quarter ending September 2019	10,567	→
Variance since September 2018	2.1%	↑



ACTIVITY



Month	Adjusted Scheduled Activity (UDA)	
	2019	2020
April	1,434	1,192
May	3,838	3,437
June	5,852	4,722
July	8,652	7,666
August	11,246	9,988
September	12,431	12,669
October	15,300	
November	18,065	
December	19,619	
January	22,160	
February	24,711	
March	26,625	
April	28,179	
May	28,185	
June	28,188	

QUALITY

	Quantity	Base Number	Contract	AT	Region	England
% of FP17s for the same patient ID Re-attending within 3 months - Children	267	2,130	12.5%	11.7%	12.1%	11.5%
% of FP17s for the same patient ID Re-attending within 3 months - Adults	1,085	5,841	18.6%	14.7%	15.6%	15.4%
% of FP17s for the same patient ID Re-attending between 3 & 9 months - Children	1,114	2,130	52.3%	55.2%	61.2%	59.7%
% of FP17s for the same patient ID Re-attending between 3 & 9 months - Adults	2,745	5,841	47.0%	51.5%	54.3%	51.7%
% of FP17s for Band 1 Urgent Courses	1,181	7,220	16.4%	9.1%	9.1%	9.2%
% of FP17s Relating to Free Repair or Replacements	76	7,220	1.1%	1.2%	0.9%	0.7%
% of FP17s Relating to Continuations	30	7,220	0.4%	1.3%	1.0%	0.8%
% of Patients satisfied with the dentistry they have received	6	6	N/A	95.3%	94.4%	93.5%
% of Patients satisfied with the time they had to wait for an appointment	5	6	N/A	88.2%	88.1%	87.4%

* This is based on patients treated on this contract for their most recent course of treatment. Figures in italics indicate the base number of FP17s or Patient Questionnaire responses are less than 100. N/A is shown where the base number of responses is less than 10 during the period. % is calculated as Quantity/Base number*100

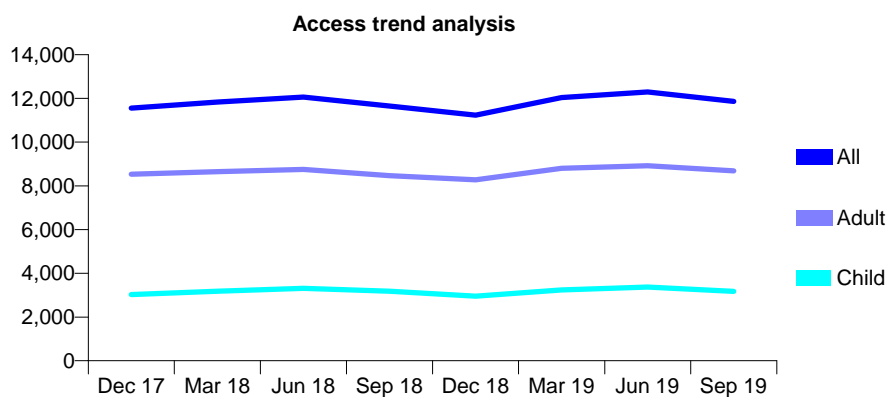
Q45 - Vital Signs At a Glance Contract Report for 210129/0001 - September 2019

Name or company name	Mr B Johnson and Ms F Beaty
Contract type name	GDS Contract
Purpose of contract	General and Orthodontic
Contract start date	01/04/2006
Contract end date	

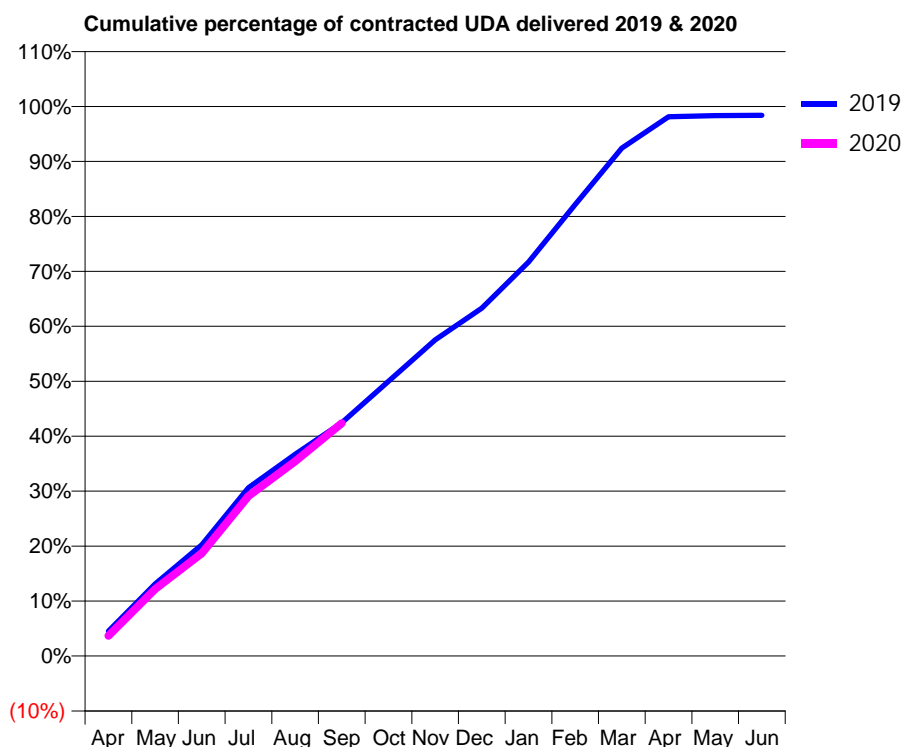
19/20 Contracted general activity (UDA)	32,845
Carry forward general activity (UDA)	0
19/20 Contracted orthodontic activity (UOA)	316
Carry forward orthodontic activity (UOA)	0
Baseline contract value	£1,086,332.95

ACCESS*

Patients seen in 24 months	Total	Change since previous quarter
Quarter ending September 2018	11,646	
Quarter ending December 2018	11,231	↓
Quarter ending March 2019	12,039	↑
Quarter ending June 2019	12,292	↑
Quarter ending September 2019	11,859	↓
Variance since September 2018	1.8%	→



ACTIVITY



Month	Adjusted Scheduled Activity (UDA)	
	2019	2020
April	1,534	1,211
May	4,459	4,009
June	6,874	6,138
July	10,402	9,559
August	12,472	11,638
September	14,428	13,914
October	16,980	
November	19,542	
December	21,507	
January	24,352	
February	27,920	
March	31,399	
April	33,338	
May	33,405	
June	33,429	

QUALITY

	Quantity	Base Number	Contract	AT	Region	England
% of FP17s for the same patient ID Re-attending within 3 months - Children	115	1,907	6.0%	11.7%	12.1%	11.5%
% of FP17s for the same patient ID Re-attending within 3 months - Adults	693	4,876	14.2%	14.7%	15.6%	15.4%
% of FP17s for the same patient ID Re-attending between 3 & 9 months - Children	738	1,907	38.7%	55.2%	61.2%	59.7%
% of FP17s for the same patient ID Re-attending between 3 & 9 months - Adults	1,778	4,876	36.5%	51.5%	54.3%	51.7%
% of FP17s for Band 1 Urgent Courses	454	5,599	8.1%	9.1%	9.1%	9.2%
% of FP17s Relating to Free Repair or Replacements	54	5,599	1.0%	1.2%	0.9%	0.7%
% of FP17s Relating to Continuations	75	5,599	1.3%	1.3%	1.0%	0.8%
% of Patients satisfied with the dentistry they have received	5	5	N/A	95.3%	94.4%	93.5%
% of Patients satisfied with the time they had to wait for an appointment	5	5	N/A	88.2%	88.1%	87.4%

* This is based on patients treated on this contract for their most recent course of treatment. Figures in italics indicate the base number of FP17s or Patient Questionnaire responses are less than 100. N/A is shown where the base number of responses is less than 10 during the period. % is calculated as Quantity/Base number*100

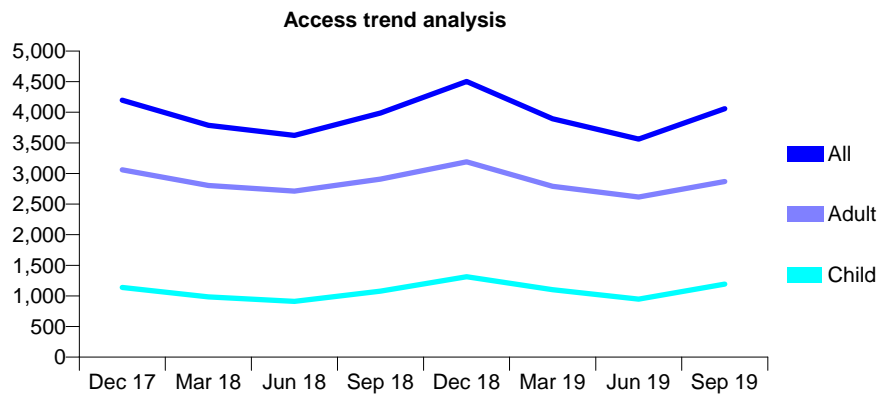
Q45 - Vital Signs At a Glance Contract Report for 210129/0003 - September 2019

Name or company name	Mr B Johnson, Ms F Beaty and Mr A Quinn
Contract type name	GDS Contract
Purpose of contract	General
Contract start date	02/04/2013
Contract end date	

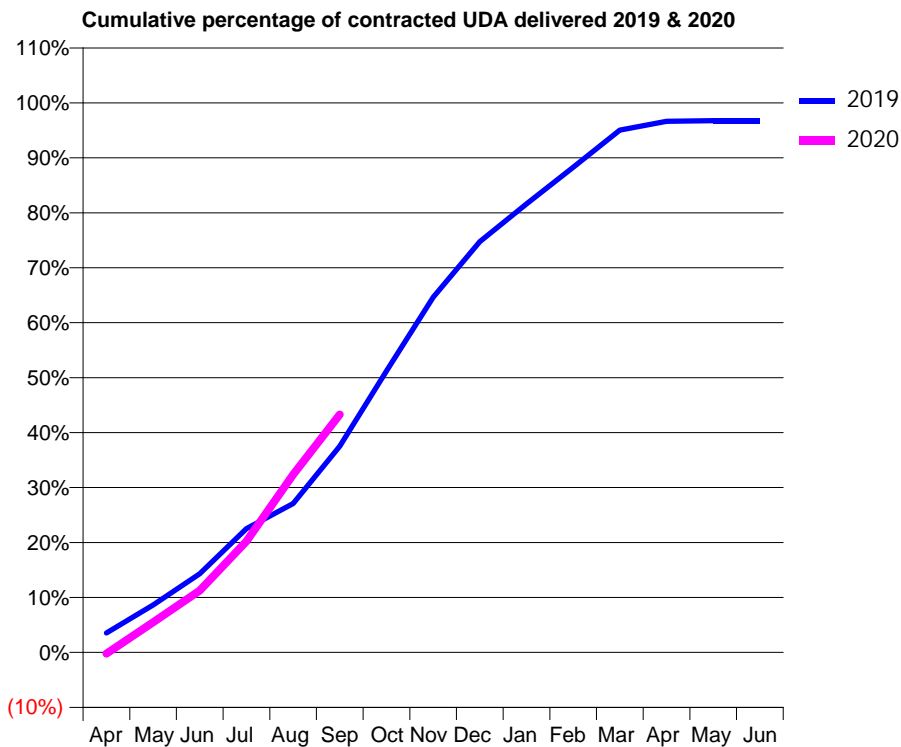
19/20 Contracted general activity (UDA)	9,717
Carry forward general activity (UDA)	315
19/20 Contracted orthodontic activity (UOA)	0
Carry forward orthodontic activity (UOA)	0
Baseline contract value	£278,642.61

ACCESS*

Patients seen in 24 months	Total	Change since previous quarter
Quarter ending September 2018	3,987	
Quarter ending December 2018	4,502	↑
Quarter ending March 2019	3,894	↓
Quarter ending June 2019	3,561	↓
Quarter ending September 2019	4,060	↑
Variance since September 2018	1.8%	→



ACTIVITY



Month	2019	2020
April	345	-22
May	840	535
June	1,392	1,094
July	2,190	1,966
August	2,634	3,144
September	3,648	4,207
October	4,977	
November	6,280	
December	7,261	
January	7,932	
February	8,581	
March	9,235	
April	9,390	
May	9,402	
June	9,402	

QUALITY

	Quantity	Base Number	Contract	AT	Region	England
% of FP17s for the same patient ID Re-attending within 3 months - Children	20	809	2.5%	11.7%	12.1%	11.5%
% of FP17s for the same patient ID Re-attending within 3 months - Adults	93	1,606	5.8%	14.7%	15.6%	15.4%
% of FP17s for the same patient ID Re-attending between 3 & 9 months - Children	236	809	29.2%	55.2%	61.2%	59.7%
% of FP17s for the same patient ID Re-attending between 3 & 9 months - Adults	425	1,606	26.5%	51.5%	54.3%	51.7%
% of FP17s for Band 1 Urgent Courses	154	2,354	6.5%	9.1%	9.1%	9.2%
% of FP17s Relating to Free Repair or Replacements	15	2,354	0.6%	1.2%	0.9%	0.7%
% of FP17s Relating to Continuations	12	2,354	0.5%	1.3%	1.0%	0.8%
% of Patients satisfied with the dentistry they have received	0	0	N/A	95.3%	94.4%	93.5%
% of Patients satisfied with the time they had to wait for an appointment	0	0	N/A	88.2%	88.1%	87.4%

* This is based on patients treated on this contract for their most recent course of treatment. Figures in italics indicate the base number of FP17s or Patient Questionnaire responses are less than 100. N/A is shown where the base number of responses is less than 10 during the period. % is calculated as Quantity/Base number*100

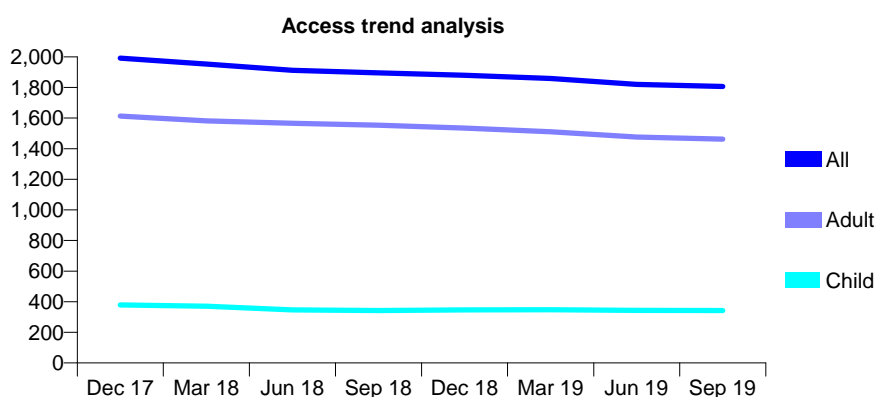
Q45 - Vital Signs At a Glance Contract Report for 214116/0001 - September 2019

Name or company name	Mr Saad Al Haboubi
Contract type name	GDS Contract
Purpose of contract	General
Contract start date	01/04/2006
Contract end date	

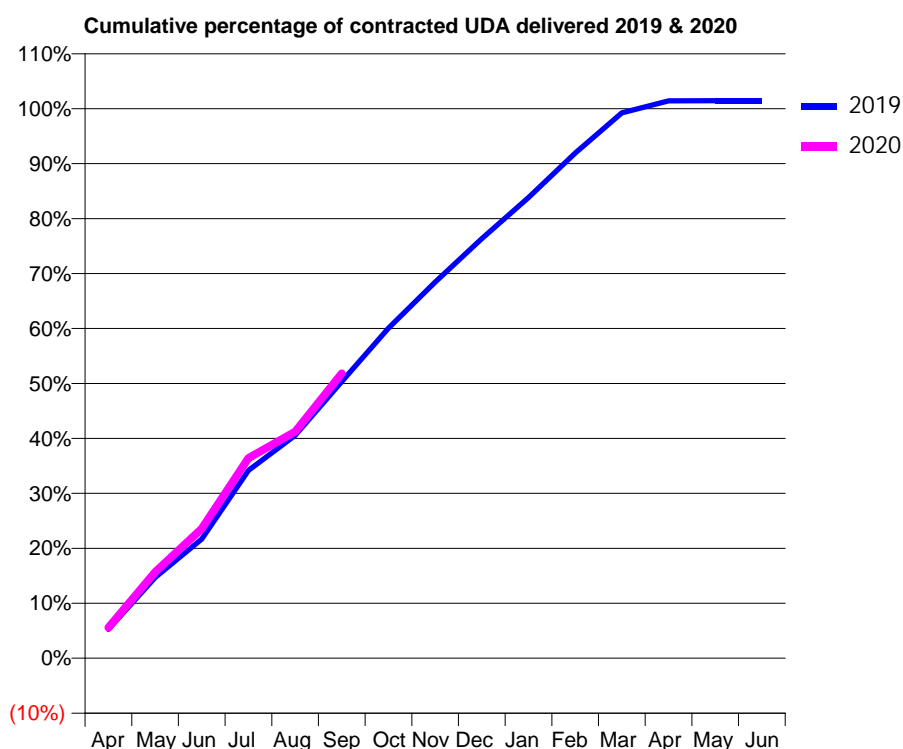
19/20 Contracted general activity (UDA)	6,330
Carry forward general activity (UDA)	-91
19/20 Contracted orthodontic activity (UOA)	0
Carry forward orthodontic activity (UOA)	0
Baseline contract value	£159,880.52

ACCESS*

Patients seen in 24 months	Total	Change since previous quarter
Quarter ending September 2018	1,896	
Quarter ending December 2018	1,880	→
Quarter ending March 2019	1,858	↓
Quarter ending June 2019	1,820	↓
Quarter ending September 2019	1,806	→
Variance since September 2018	(4.7%)	↓



ACTIVITY



Month	2019	2020
April	333	353
May	930	992
June	1,372	1,492
July	2,164	2,305
August	2,568	2,609
September	3,186	3,280
October	3,803	
November	4,333	
December	4,833	
January	5,307	
February	5,819	
March	6,282	
April	6,419	
May	6,421	
June	6,421	

QUALITY

	Quantity	Base Number	Contract	AT	Region	England
% of FP17s for the same patient ID Re-attending within 3 months - Children	20	308	6.5%	11.7%	12.1%	11.5%
% of FP17s for the same patient ID Re-attending within 3 months - Adults	117	1,104	10.6%	14.7%	15.6%	15.4%
% of FP17s for the same patient ID Re-attending between 3 & 9 months - Children	233	308	75.6%	55.2%	61.2%	59.7%
% of FP17s for the same patient ID Re-attending between 3 & 9 months - Adults	701	1,104	63.5%	51.5%	54.3%	51.7%
% of FP17s for Band 1 Urgent Courses	67	1,370	4.9%	9.1%	9.1%	9.2%
% of FP17s Relating to Free Repair or Replacements	17	1,370	1.2%	1.2%	0.9%	0.7%
% of FP17s Relating to Continuations	19	1,370	1.4%	1.3%	1.0%	0.8%
% of Patients satisfied with the dentistry they have received	2	2	N/A	95.3%	94.4%	93.5%
% of Patients satisfied with the time they had to wait for an appointment	2	2	N/A	88.2%	88.1%	87.4%

* This is based on patients treated on this contract for their most recent course of treatment.

Figures in italics indicate the base number of FP17s or Patient Questionnaire responses are less than 100. N/A is shown where the base number of responses is less than 10 during the period. % is calculated as Quantity/Base number*100

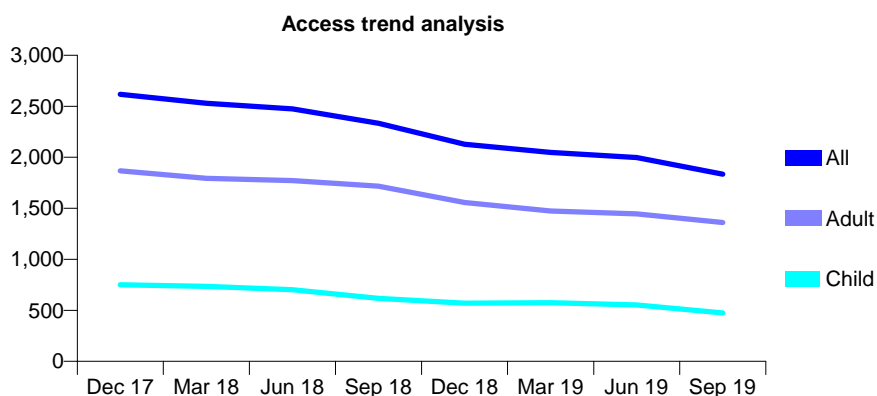
Q45 - Vital Signs At a Glance Contract Report for 224340/0001 - September 2019

Name or company name	MR T PUTTICK
Contract type name	GDS Contract
Purpose of contract	General and Orthodontic
Contract start date	01/04/2006
Contract end date	

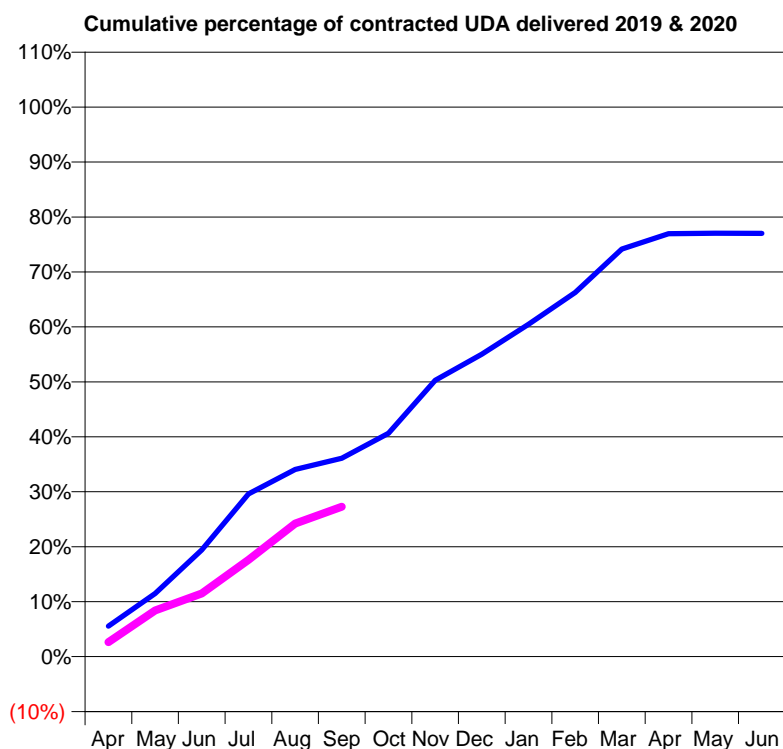
19/20 Contracted general activity (UDA)	7,034
Carry forward general activity (UDA)	0
19/20 Contracted orthodontic activity (UOA)	420
Carry forward orthodontic activity (UOA)	0
Baseline contract value	£247,047.21

ACCESS*

Patients seen in 24 months	Total	Change since previous quarter
Quarter ending September 2018	2,334	
Quarter ending December 2018	2,127	↓
Quarter ending March 2019	2,048	↓
Quarter ending June 2019	1,998	↓
Quarter ending September 2019	1,835	↓
Variance since September 2018	(21.4%)	↓



ACTIVITY



Month	Adjusted Scheduled Activity (UDA)	
	2019	2020
April	413	185
May	855	592
June	1,445	808
July	2,207	1,239
August	2,537	1,704
September	2,688	1,918
October	3,028	
November	3,744	
December	4,100	
January	4,506	
February	4,936	
March	5,523	
April	5,733	
May	5,738	
June	5,737	

QUALITY

	Quantity	Base Number	Contract	AT	Region	England
% of FP17s for the same patient ID Re-attending within 3 months - Children	32	355	9.0%	11.7%	12.1%	11.5%
% of FP17s for the same patient ID Re-attending within 3 months - Adults	82	883	9.3%	14.7%	15.6%	15.4%
% of FP17s for the same patient ID Re-attending between 3 & 9 months - Children	130	355	36.6%	55.2%	61.2%	59.7%
% of FP17s for the same patient ID Re-attending between 3 & 9 months - Adults	484	883	54.8%	51.5%	54.3%	51.7%
% of FP17s for Band 1 Urgent Courses	45	1,078	4.2%	9.1%	9.1%	9.2%
% of FP17s Relating to Free Repair or Replacements	34	1,078	3.2%	1.2%	0.9%	0.7%
% of FP17s Relating to Continuations	5	1,078	0.5%	1.3%	1.0%	0.8%
% of Patients satisfied with the dentistry they have received	0	0	N/A	95.3%	94.4%	93.5%
% of Patients satisfied with the time they had to wait for an appointment	0	0	N/A	88.2%	88.1%	87.4%

* This is based on patients treated on this contract for their most recent course of treatment. Figures in italics indicate the base number of FP17s or Patient Questionnaire responses are less than 100. N/A is shown where the base number of responses is less than 10 during the period. % is calculated as Quantity/Base number*100

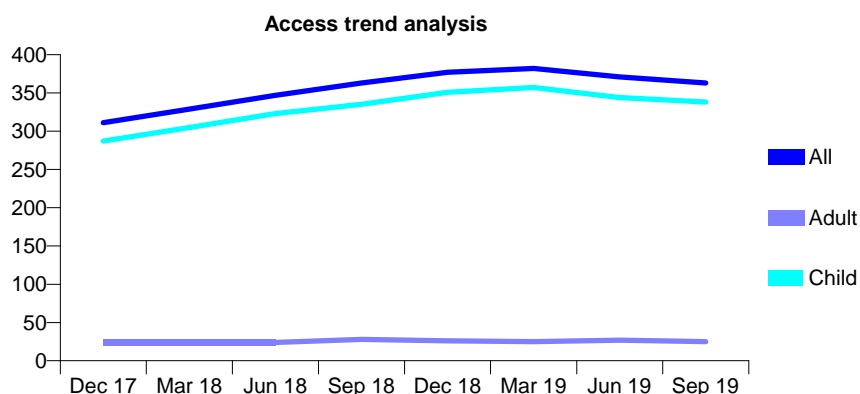
Q45 - Vital Signs At a Glance Contract Report for 235482/0001 - September 2019

Name or company name	MR C WENHAM
Contract type name	GDS Contract
Purpose of contract	General and Orthodontic
Contract start date	01/04/2006
Contract end date	

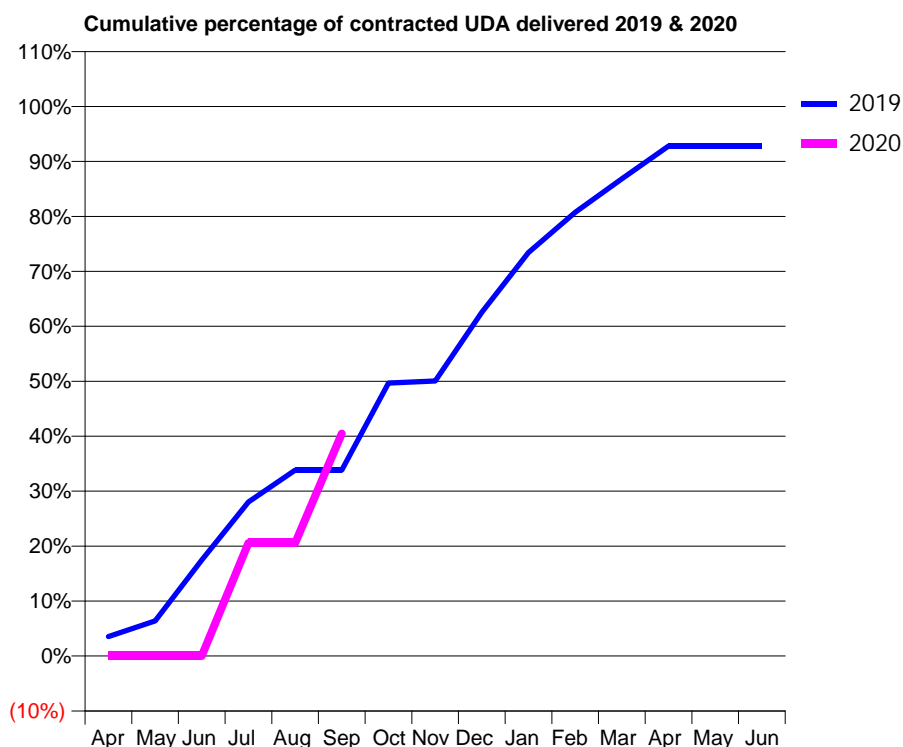
19/20 Contracted general activity (UDA)	1,050
Carry forward general activity (UDA)	0
19/20 Contracted orthodontic activity (UOA)	0
Carry forward orthodontic activity (UOA)	0
Baseline contract value	£18,333.54

ACCESS*

Patients seen in 24 months	Total	Change since previous quarter
Quarter ending September 2018	363	
Quarter ending December 2018	377	↑
Quarter ending March 2019	382	→
Quarter ending June 2019	371	↓
Quarter ending September 2019	363	↓
Variance since September 2018	0.0%	→



ACTIVITY



Month	Adjusted Scheduled Activity (UDA)	
	2019	2020
April	37	0
May	67	0
June	183	0
July	294	216
August	355	216
September	355	425
October	521	
November	526	
December	657	
January	771	
February	848	
March	912	
April	974	
May	974	
June	974	

QUALITY

	Quantity	Base Number	Contract	AT	Region	England
% of FP17s for the same patient ID Re-attending within 3 months - Children	15	254	5.9%	11.7%	12.1%	11.5%
% of FP17s for the same patient ID Re-attending within 3 months - Adults	0	4	0.0%	14.7%	15.6%	15.4%
% of FP17s for the same patient ID Re-attending between 3 & 9 months - Children	173	254	68.1%	55.2%	61.2%	59.7%
% of FP17s for the same patient ID Re-attending between 3 & 9 months - Adults	3	4	75.0%	51.5%	54.3%	51.7%
% of FP17s for Band 1 Urgent Courses	0	217	0.0%	9.1%	9.1%	9.2%
% of FP17s Relating to Free Repair or Replacements	0	217	0.0%	1.2%	0.9%	0.7%
% of FP17s Relating to Continuations	0	217	0.0%	1.3%	1.0%	0.8%
% of Patients satisfied with the dentistry they have received	0	0	N/A	95.3%	94.4%	93.5%
% of Patients satisfied with the time they had to wait for an appointment	0	0	N/A	88.2%	88.1%	87.4%

* This is based on patients treated on this contract for their most recent course of treatment. Figures in italics indicate the base number of FP17s or Patient Questionnaire responses are less than 100. N/A is shown where the base number of responses is less than 10 during the period. % is calculated as Quantity/Base number*100

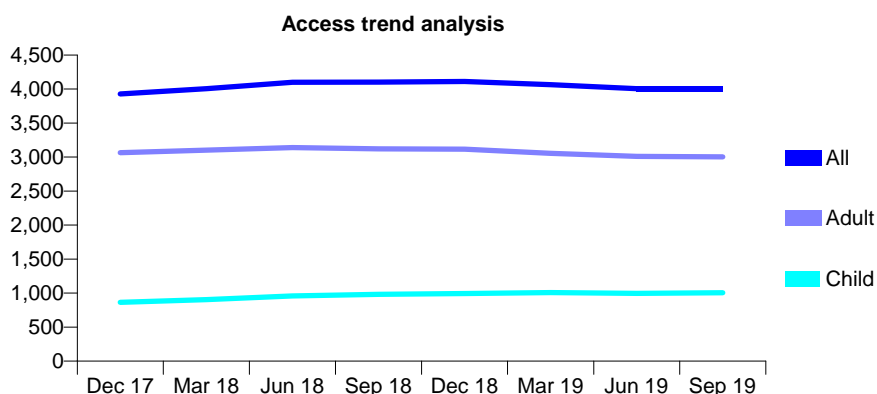
Q45 - Vital Signs At a Glance Contract Report for 278734/0002 - September 2019

Name or company name	MR NK DIDDEE
Contract type name	GDS Contract
Purpose of contract	General
Contract start date	01/04/2013
Contract end date	

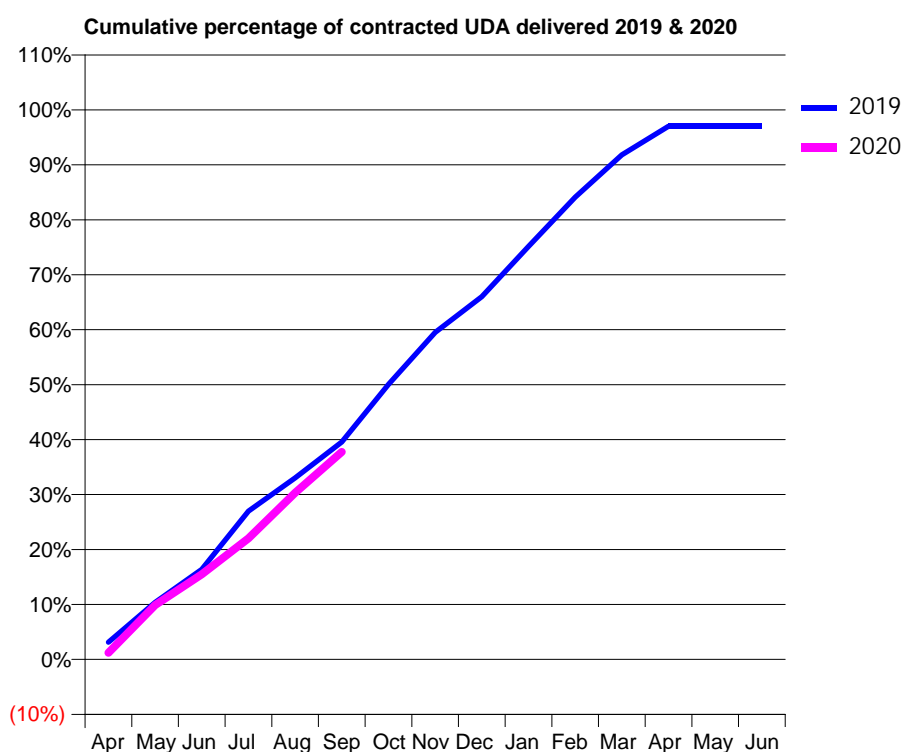
19/20 Contracted general activity (UDA)	12,341
Carry forward general activity (UDA)	368
19/20 Contracted orthodontic activity (UOA)	0
Carry forward orthodontic activity (UOA)	0
Baseline contract value	£326,786.14

ACCESS*

Patients seen in 24 months	Total	Change since previous quarter
Quarter ending September 2018	4,103	
Quarter ending December 2018	4,112	→
Quarter ending March 2019	4,063	↓
Quarter ending June 2019	4,007	↓
Quarter ending September 2019	4,007	→
Variance since September 2018	(2.3%)	↓



ACTIVITY



Month	Adjusted Scheduled Activity (UDA)	
	2019	2020
April	387	152
May	1,283	1,221
June	2,022	1,908
July	3,331	2,720
August	4,076	3,741
September	4,883	4,660
October	6,176	
November	7,346	
December	8,145	
January	9,274	
February	10,382	
March	11,330	
April	11,972	
May	11,972	
June	11,972	

QUALITY

	Quantity	Base Number	Contract	AT	Region	England
% of FP17s for the same patient ID Re-attending within 3 months - Children	44	635	6.9%	11.7%	12.1%	11.5%
% of FP17s for the same patient ID Re-attending within 3 months - Adults	199	1,727	11.5%	14.7%	15.6%	15.4%
% of FP17s for the same patient ID Re-attending between 3 & 9 months - Children	338	635	53.2%	55.2%	61.2%	59.7%
% of FP17s for the same patient ID Re-attending between 3 & 9 months - Adults	907	1,727	52.5%	51.5%	54.3%	51.7%
% of FP17s for Band 1 Urgent Courses	103	2,117	4.9%	9.1%	9.1%	9.2%
% of FP17s Relating to Free Repair or Replacements	25	2,117	1.2%	1.2%	0.9%	0.7%
% of FP17s Relating to Continuations	11	2,117	0.5%	1.3%	1.0%	0.8%
% of Patients satisfied with the dentistry they have received	12	12	100.0%	95.3%	94.4%	93.5%
% of Patients satisfied with the time they had to wait for an appointment	11	12	91.7%	88.2%	88.1%	87.4%

* This is based on patients treated on this contract for their most recent course of treatment. Figures in italics indicate the base number of FP17s or Patient Questionnaire responses are less than 100. N/A is shown where the base number of responses is less than 10 during the period. % is calculated as Quantity/Base number*100

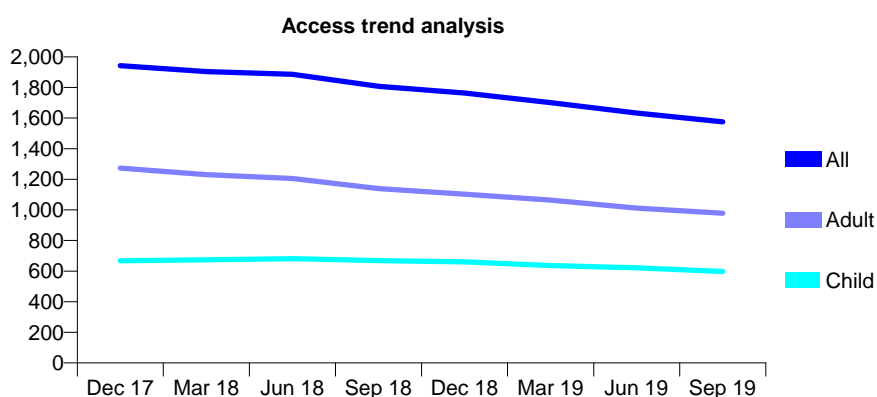
Q45 - Vital Signs At a Glance Contract Report for 279145/0001 - September 2019

Name or company name	MR AK ZARKADIS
Contract type name	GDS Contract
Purpose of contract	General
Contract start date	20/09/2010
Contract end date	

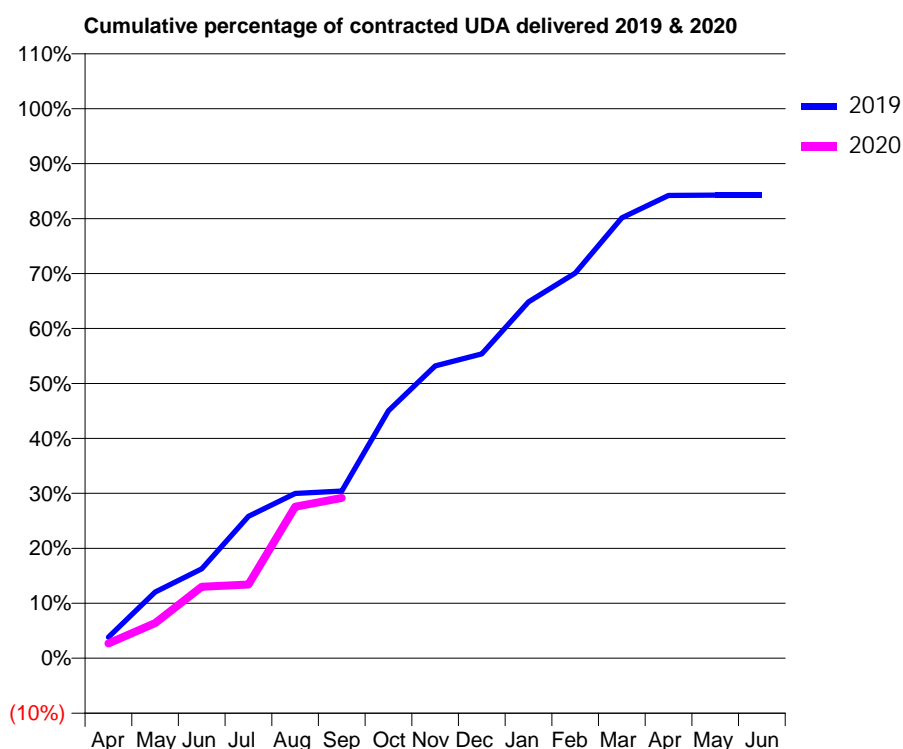
19/20 Contracted general activity (UDA)	5,795
Carry forward general activity (UDA)	0
19/20 Contracted orthodontic activity (UOA)	0
Carry forward orthodontic activity (UOA)	0
Baseline contract value	£136,190.57

ACCESS*

Patients seen in 24 months	Total	Change since previous quarter
Quarter ending September 2018	1,808	
Quarter ending December 2018	1,763	↓
Quarter ending March 2019	1,701	↓
Quarter ending June 2019	1,633	↓
Quarter ending September 2019	1,575	↓
Variance since September 2018	(12.9%)	↓



ACTIVITY



Month	2019	2020
April	222	157
May	698	371
June	944	753
July	1,496	777
August	1,737	1,598
September	1,762	1,692
October	2,611	
November	3,083	
December	3,210	
January	3,758	
February	4,063	
March	4,643	
April	4,880	
May	4,883	
June	4,884	

QUALITY

	Quantity	Base Number	Contract	AT	Region	England
% of FP17s for the same patient ID Re-attending within 3 months - Children	28	445	6.3%	11.7%	12.1%	11.5%
% of FP17s for the same patient ID Re-attending within 3 months - Adults	70	626	11.2%	14.7%	15.6%	15.4%
% of FP17s for the same patient ID Re-attending between 3 & 9 months - Children	286	445	64.3%	55.2%	61.2%	59.7%
% of FP17s for the same patient ID Re-attending between 3 & 9 months - Adults	396	626	63.3%	51.5%	54.3%	51.7%
% of FP17s for Band 1 Urgent Courses	48	964	5.0%	9.1%	9.1%	9.2%
% of FP17s Relating to Free Repair or Replacements	4	964	0.4%	1.2%	0.9%	0.7%
% of FP17s Relating to Continuations	16	964	1.7%	1.3%	1.0%	0.8%
% of Patients satisfied with the dentistry they have received	1	1	N/A	95.3%	94.4%	93.5%
% of Patients satisfied with the time they had to wait for an appointment	1	1	N/A	88.2%	88.1%	87.4%

* This is based on patients treated on this contract for their most recent course of treatment.

Figures in italics indicate the base number of FP17s or Patient Questionnaire responses are less than 100. N/A is shown where the base number of responses is less than 10 during the period. % is calculated as Quantity/Base number*100

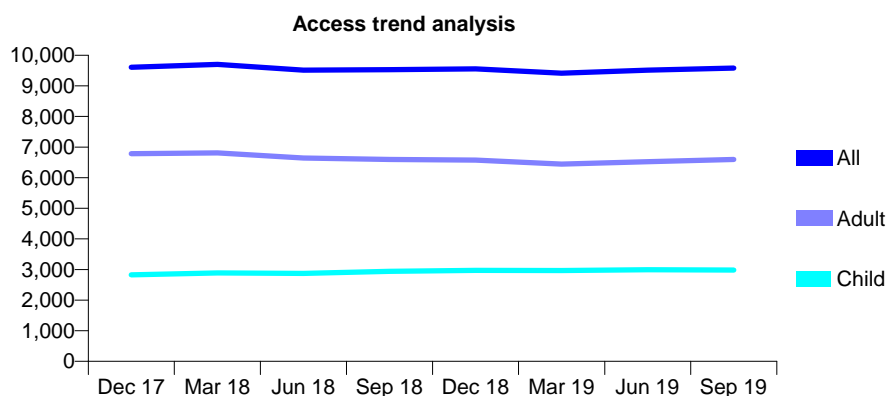
Q45 - Vital Signs At a Glance Contract Report for 298735/0001 - September 2019

Name or company name	MR A HUSSAIN
Contract type name	Pilot Contract
Purpose of contract	General
Contract start date	31/03/2014
Contract end date	31/03/2020

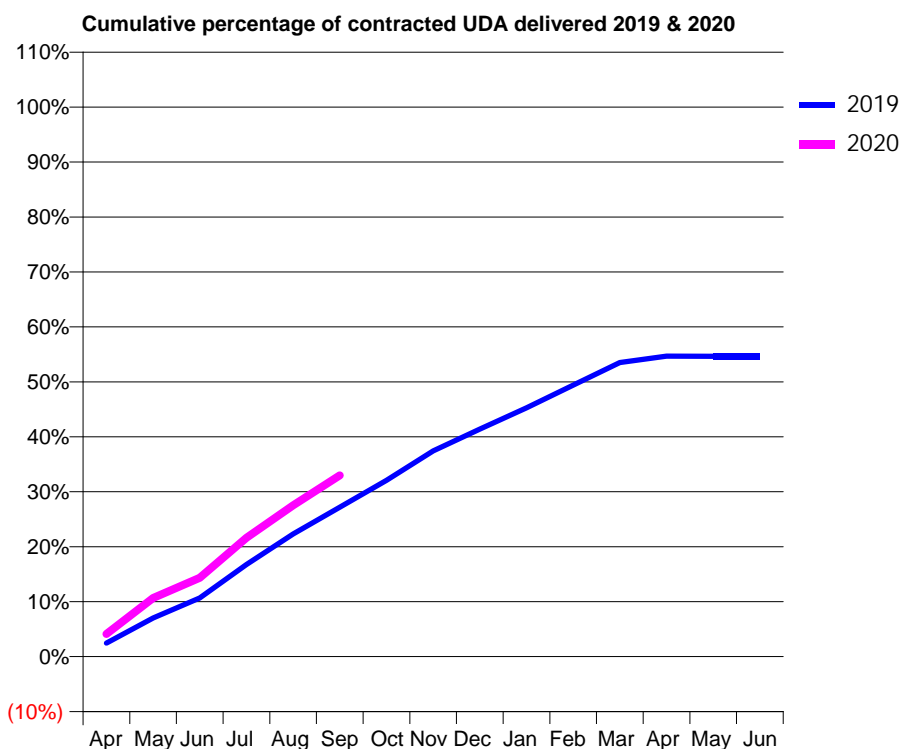
19/20 Contracted general activity (UDA)	39,438
Carry forward general activity (UDA)	0
19/20 Contracted orthodontic activity (UOA)	0
Carry forward orthodontic activity (UOA)	0
Baseline contract value	£1,166,668.15

ACCESS*

Patients seen in 24 months	Total	Change since previous quarter
Quarter ending September 2018	9,531	
Quarter ending December 2018	9,553	→
Quarter ending March 2019	9,413	↓
Quarter ending June 2019	9,516	→
Quarter ending September 2019	9,578	→
Variance since September 2018	0.5%	→



ACTIVITY



Month	Adjusted Scheduled Activity (UDA)	
	2019	2020
April	1,075	1,631
May	3,076	4,214
June	4,678	5,661
July	7,345	8,532
August	9,780	10,856
September	11,917	13,011
October	14,055	
November	16,407	
December	18,141	
January	19,837	
February	21,651	
March	23,453	
April	23,964	
May	23,953	
June	23,949	

QUALITY

	Quantity	Base Number	Contract	AT	Region	England
% of FP17s for the same patient ID Re-attending within 3 months - Children	93	1,944	4.8%	11.7%	12.1%	11.5%
% of FP17s for the same patient ID Re-attending within 3 months - Adults	456	3,732	12.2%	14.7%	15.6%	15.4%
% of FP17s for the same patient ID Re-attending between 3 & 9 months - Children	1,146	1,944	59.0%	55.2%	61.2%	59.7%
% of FP17s for the same patient ID Re-attending between 3 & 9 months - Adults	1,582	3,732	42.4%	51.5%	54.3%	51.7%
% of FP17s for Band 1 Urgent Courses	38	5,425	0.7%	9.1%	9.1%	9.2%
% of FP17s Relating to Free Repair or Replacements	139	5,425	2.6%	1.2%	0.9%	0.7%
% of FP17s Relating to Continuations	138	5,425	2.5%	1.3%	1.0%	0.8%
% of Patients satisfied with the dentistry they have received	4	4	N/A	95.3%	94.4%	93.5%
% of Patients satisfied with the time they had to wait for an appointment	4	4	N/A	88.2%	88.1%	87.4%

* This is based on patients treated on this contract for their most recent course of treatment. Figures in italics indicate the base number of FP17s or Patient Questionnaire responses are less than 100. N/A is shown where the base number of responses is less than 10 during the period. % is calculated as Quantity/Base number*100

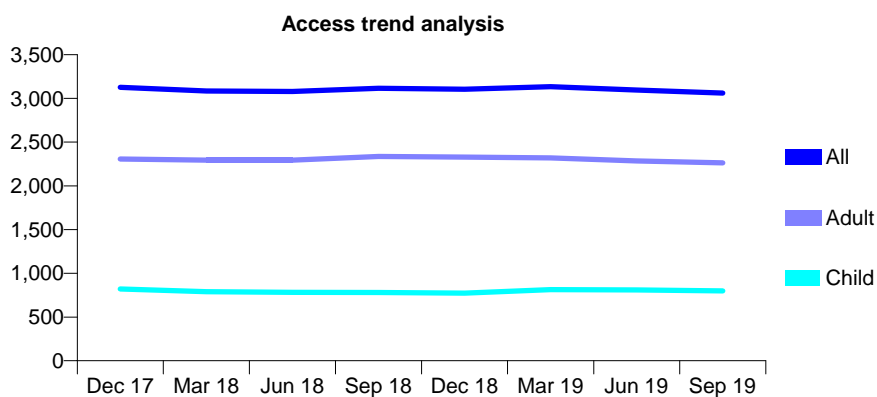
Q45 - Vital Signs At a Glance Contract Report for 325147/0001 - September 2019

Name or company name	MR SG HEMSLEY
Contract type name	Pilot Contract
Purpose of contract	General
Contract start date	01/04/2006
Contract end date	

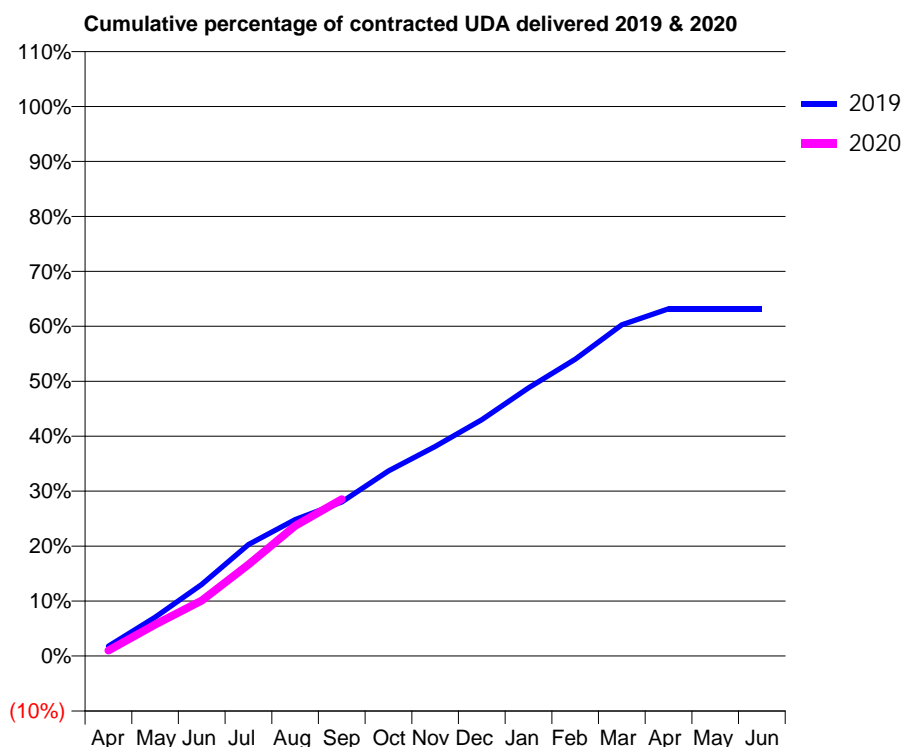
19/20 Contracted general activity (UDA)	12,000
Carry forward general activity (UDA)	0
19/20 Contracted orthodontic activity (UOA)	0
Carry forward orthodontic activity (UOA)	0
Baseline contract value	£364,231.12

ACCESS*

Patients seen in 24 months	Total	Change since previous quarter
Quarter ending September 2018	3,116	
Quarter ending December 2018	3,104	→
Quarter ending March 2019	3,133	→
Quarter ending June 2019	3,095	↓
Quarter ending September 2019	3,062	↓
Variance since September 2018	(1.7%)	↓



ACTIVITY



Month	Adjusted Scheduled Activity (UDA)	
	2019	2020
April	218	122
May	849	690
June	1,566	1,211
July	2,435	1,997
August	2,980	2,843
September	3,364	3,424
October	4,040	
November	4,576	
December	5,159	
January	5,855	
February	6,481	
March	7,232	
April	7,581	
May	7,581	
June	7,581	

QUALITY

	Quantity	Base Number	Contract	AT	Region	England
% of FP17s for the same patient ID Re-attending within 3 months - Children	10	419	2.4%	11.7%	12.1%	11.5%
% of FP17s for the same patient ID Re-attending within 3 months - Adults	87	1,053	8.3%	14.7%	15.6%	15.4%
% of FP17s for the same patient ID Re-attending between 3 & 9 months - Children	85	419	20.3%	55.2%	61.2%	59.7%
% of FP17s for the same patient ID Re-attending between 3 & 9 months - Adults	262	1,053	24.9%	51.5%	54.3%	51.7%
% of FP17s for Band 1 Urgent Courses	8	1,356	0.6%	9.1%	9.1%	9.2%
% of FP17s Relating to Free Repair or Replacements	18	1,356	1.3%	1.2%	0.9%	0.7%
% of FP17s Relating to Continuations	24	1,356	1.8%	1.3%	1.0%	0.8%
% of Patients satisfied with the dentistry they have received	3	3	N/A	95.3%	94.4%	93.5%
% of Patients satisfied with the time they had to wait for an appointment	3	3	N/A	88.2%	88.1%	87.4%

* This is based on patients treated on this contract for their most recent course of treatment. Figures in italics indicate the base number of FP17s or Patient Questionnaire responses are less than 100. N/A is shown where the base number of responses is less than 10 during the period. % is calculated as Quantity/Base number*100

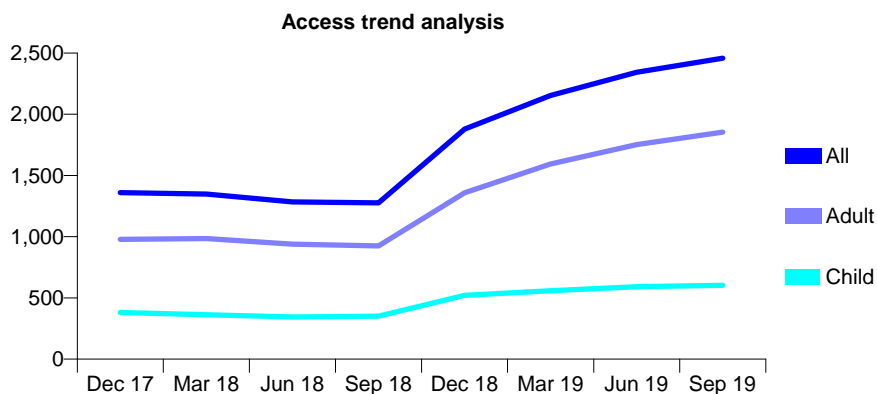
Q45 - Vital Signs At a Glance Contract Report for 326445/0001 - September 2019

Name or company name	MRS M PUTTICK
Contract type name	GDS Contract
Purpose of contract	General
Contract start date	01/04/2006
Contract end date	

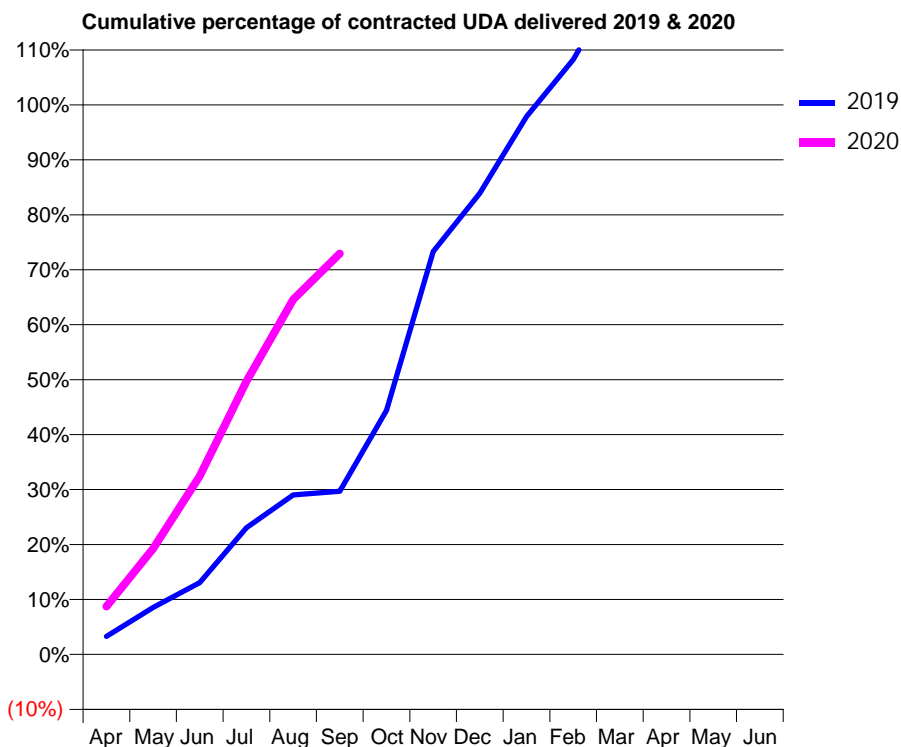
19/20 Contracted general activity (UDA)	4,030
Carry forward general activity (UDA)	0
19/20 Contracted orthodontic activity (UOA)	0
Carry forward orthodontic activity (UOA)	0
Baseline contract value	£125,903.32

ACCESS*

Patients seen in 24 months	Total	Change since previous quarter
Quarter ending September 2018	1,276	
Quarter ending December 2018	1,880	↑
Quarter ending March 2019	2,153	↑
Quarter ending June 2019	2,344	↑
Quarter ending September 2019	2,458	↑
Variance since September 2018	92.6%	↑



ACTIVITY



Month	2019	2020
April	132	352
May	345	777
June	526	1,308
July	930	2,003
August	1,170	2,602
September	1,196	2,939
October	1,789	
November	2,955	
December	3,381	
January	3,944	
February	4,362	
March	4,931	
April	5,246	
May	5,250	
June	5,250	

QUALITY

	Quantity	Base Number	Contract	AT	Region	England
% of FP17s for the same patient ID Re-attending within 3 months - Children	27	469	5.8%	11.7%	12.1%	11.5%
% of FP17s for the same patient ID Re-attending within 3 months - Adults	78	1,239	6.3%	14.7%	15.6%	15.4%
% of FP17s for the same patient ID Re-attending between 3 & 9 months - Children	249	469	53.1%	55.2%	61.2%	59.7%
% of FP17s for the same patient ID Re-attending between 3 & 9 months - Adults	607	1,239	49.0%	51.5%	54.3%	51.7%
% of FP17s for Band 1 Urgent Courses	82	1,575	5.2%	9.1%	9.1%	9.2%
% of FP17s Relating to Free Repair or Replacements	13	1,575	0.8%	1.2%	0.9%	0.7%
% of FP17s Relating to Continuations	8	1,575	0.5%	1.3%	1.0%	0.8%
% of Patients satisfied with the dentistry they have received	3	3	N/A	95.3%	94.4%	93.5%
% of Patients satisfied with the time they had to wait for an appointment	3	3	N/A	88.2%	88.1%	87.4%

* This is based on patients treated on this contract for their most recent course of treatment. Figures in italics indicate the base number of FP17s or Patient Questionnaire responses are less than 100. N/A is shown where the base number of responses is less than 10 during the period. % is calculated as Quantity/Base number*100

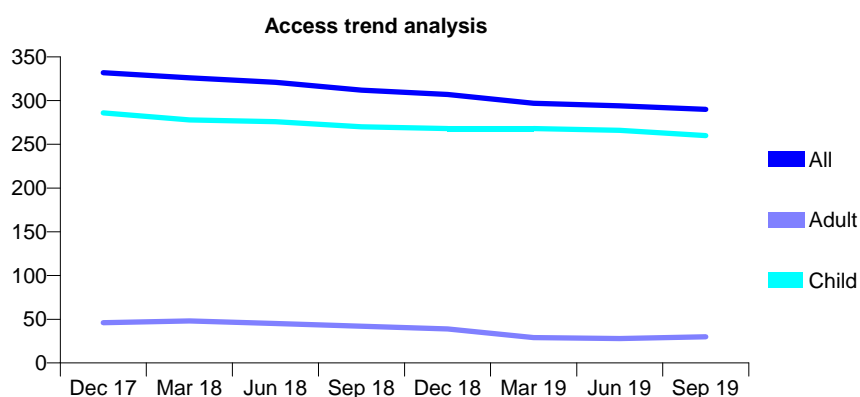
Q45 - Vital Signs At a Glance Contract Report for 326755/0001 - September 2019

Name or company name	MR FN PLAHE
Contract type name	GDS Contract
Purpose of contract	General
Contract start date	01/04/2006
Contract end date	

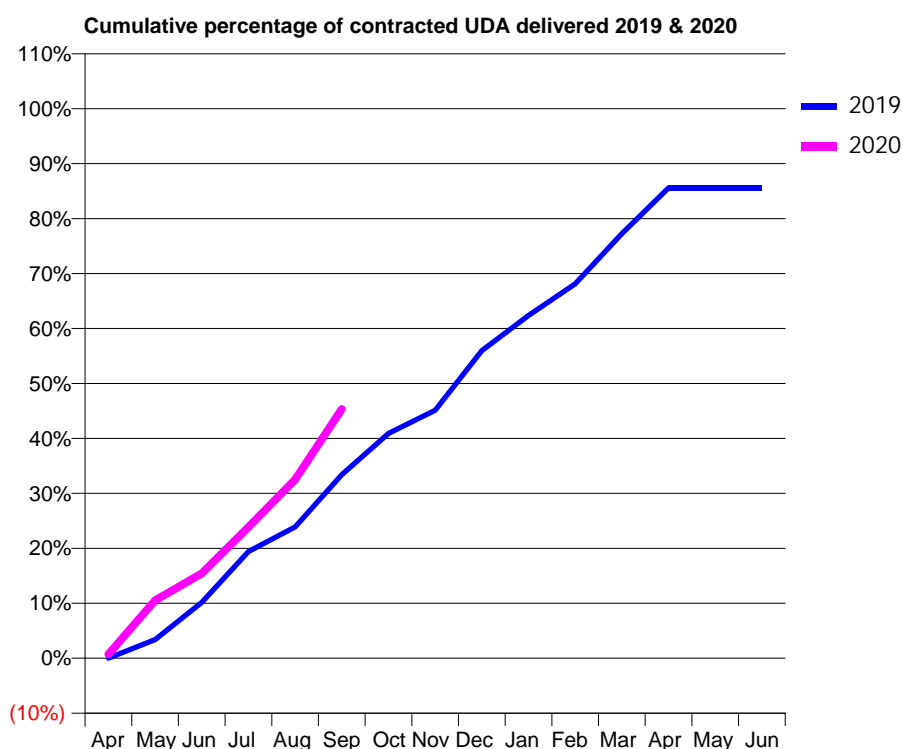
19/20 Contracted general activity (UDA)	1,678
Carry forward general activity (UDA)	0
19/20 Contracted orthodontic activity (UOA)	0
Carry forward orthodontic activity (UOA)	0
Baseline contract value	£49,038.26

ACCESS*

Patients seen in 24 months	Total	Change since previous quarter
Quarter ending September 2018	312	
Quarter ending December 2018	307	↓
Quarter ending March 2019	297	↓
Quarter ending June 2019	294	↓
Quarter ending September 2019	290	↓
Variance since September 2018	(7.1%)	↓



ACTIVITY



Month	2019	2020
April	0	12
May	57	177
June	170	259
July	325	400
August	401	546
September	560	760
October	686	
November	757	
December	939	
January	1,046	
February	1,143	
March	1,296	
April	1,436	
May	1,436	
June	1,436	

QUALITY

	Quantity	Base Number	Contract	AT	Region	England
% of FP17s for the same patient ID Re-attending within 3 months - Children	180	401	44.9%	11.7%	12.1%	11.5%
% of FP17s for the same patient ID Re-attending within 3 months - Adults	0	0	N/A	14.7%	15.6%	15.4%
% of FP17s for the same patient ID Re-attending between 3 & 9 months - Children	158	401	39.4%	55.2%	61.2%	59.7%
% of FP17s for the same patient ID Re-attending between 3 & 9 months - Adults	0	0	N/A	51.5%	54.3%	51.7%
% of FP17s for Band 1 Urgent Courses	57	346	16.5%	9.1%	9.1%	9.2%
% of FP17s Relating to Free Repair or Replacements	0	346	0.0%	1.2%	0.9%	0.7%
% of FP17s Relating to Continuations	10	346	2.9%	1.3%	1.0%	0.8%
% of Patients satisfied with the dentistry they have received	1	1	N/A	95.3%	94.4%	93.5%
% of Patients satisfied with the time they had to wait for an appointment	1	1	N/A	88.2%	88.1%	87.4%

* This is based on patients treated on this contract for their most recent course of treatment.

Figures in italics indicate the base number of FP17s or Patient Questionnaire responses are less than 100. N/A is shown where the base number of responses is less than 10 during the period. % is calculated as Quantity/Base number*100

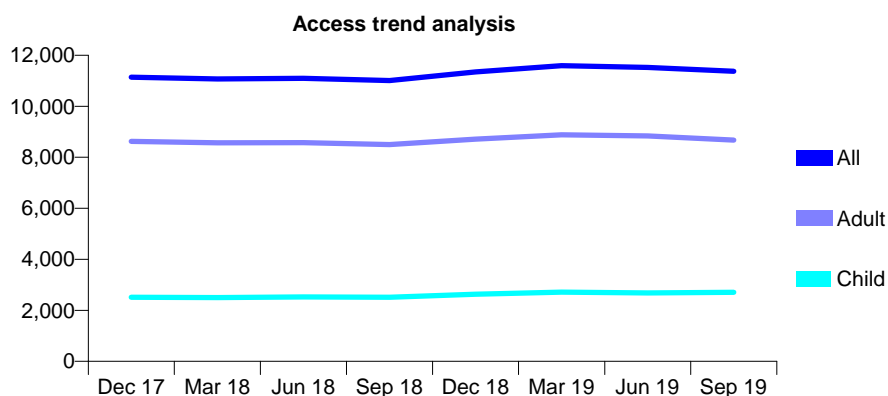
Q45 - Vital Signs At a Glance Contract Report for 328146/0001 - September 2019

Name or company name	MR ND SMITH
Contract type name	GDS Contract
Purpose of contract	General and Orthodontic
Contract start date	01/04/2006
Contract end date	

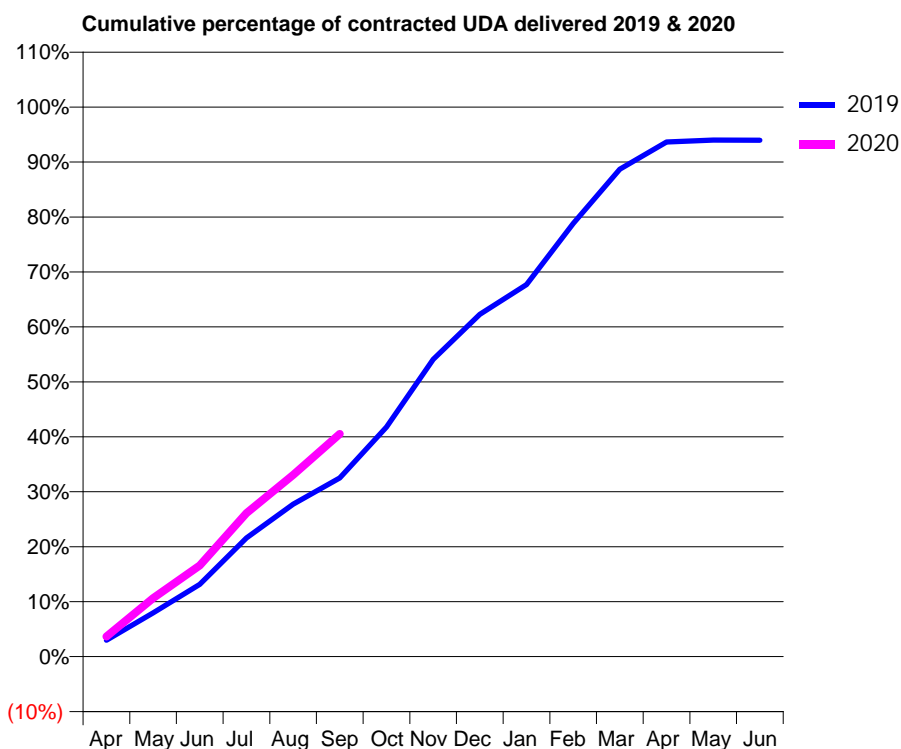
19/20 Contracted general activity (UDA)	34,060
Carry forward general activity (UDA)	0
19/20 Contracted orthodontic activity (UOA)	630
Carry forward orthodontic activity (UOA)	-12
Baseline contract value	£880,696.13

ACCESS*

Patients seen in 24 months	Total	Change since previous quarter
Quarter ending September 2018	11,008	
Quarter ending December 2018	11,347	↑
Quarter ending March 2019	11,593	↑
Quarter ending June 2019	11,522	→
Quarter ending September 2019	11,377	↓
Variance since September 2018	3.4%	↑



ACTIVITY



Month	Adjusted Scheduled Activity (UDA)	
	2019	2020
April	1,103	1,244
May	2,935	3,621
June	4,837	5,653
July	7,950	8,888
August	10,215	11,264
September	11,977	13,811
October	15,379	
November	19,917	
December	22,925	
January	24,918	
February	29,008	
March	32,644	
April	34,464	
May	34,606	
June	34,590	

QUALITY

	Quantity	Base Number	Contract	AT	Region	England
% of FP17s for the same patient ID Re-attending within 3 months - Children	132	1,617	8.2%	11.7%	12.1%	11.5%
% of FP17s for the same patient ID Re-attending within 3 months - Adults	734	5,110	14.4%	14.7%	15.6%	15.4%
% of FP17s for the same patient ID Re-attending between 3 & 9 months - Children	716	1,617	44.3%	55.2%	61.2%	59.7%
% of FP17s for the same patient ID Re-attending between 3 & 9 months - Adults	2,428	5,110	47.5%	51.5%	54.3%	51.7%
% of FP17s for Band 1 Urgent Courses	530	6,026	8.8%	9.1%	9.1%	9.2%
% of FP17s Relating to Free Repair or Replacements	29	6,026	0.5%	1.2%	0.9%	0.7%
% of FP17s Relating to Continuations	64	6,026	1.1%	1.3%	1.0%	0.8%
% of Patients satisfied with the dentistry they have received	9	10	90.0%	95.3%	94.4%	93.5%
% of Patients satisfied with the time they had to wait for an appointment	6	10	60.0%	88.2%	88.1%	87.4%

* This is based on patients treated on this contract for their most recent course of treatment. Figures in italics indicate the base number of FP17s or Patient Questionnaire responses are less than 100. N/A is shown where the base number of responses is less than 10 during the period. % is calculated as Quantity/Base number*100

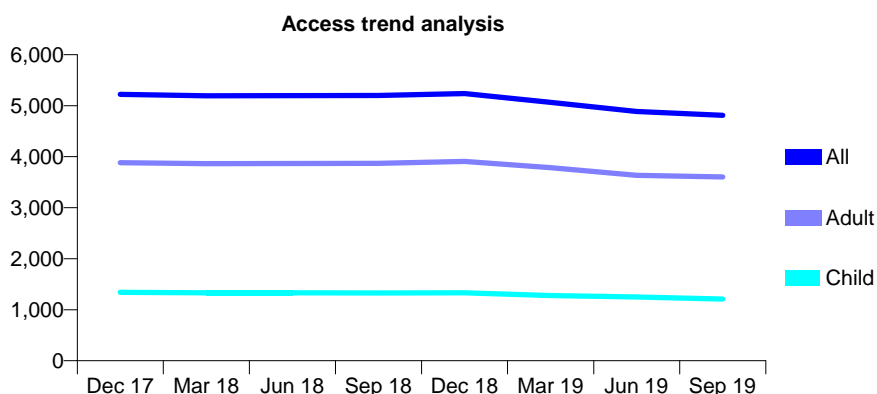
Q45 - Vital Signs At a Glance Contract Report for 329711/0002 - September 2019

Name or company name	MR S NEPALI
Contract type name	GDS Contract
Purpose of contract	General
Contract start date	01/04/2006
Contract end date	

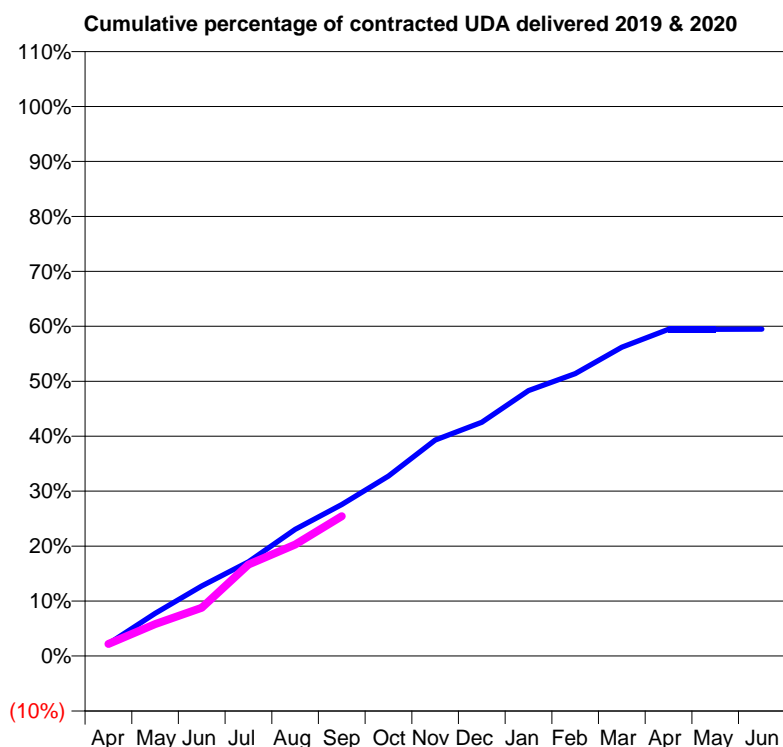
19/20 Contracted general activity (UDA)	19,500
Carry forward general activity (UDA)	0
19/20 Contracted orthodontic activity (UOA)	0
Carry forward orthodontic activity (UOA)	0
Baseline contract value	£534,533.89

ACCESS*

Patients seen in 24 months	Total	Change since previous quarter
Quarter ending September 2018	5,200	
Quarter ending December 2018	5,239	→
Quarter ending March 2019	5,066	↓
Quarter ending June 2019	4,887	↓
Quarter ending September 2019	4,813	↓
Variance since September 2018	(7.4%)	↓



ACTIVITY



Month	Adjusted Scheduled Activity (UDA)	
	2019	2020
April	440	430
May	1,516	1,131
June	2,485	1,715
July	3,342	3,242
August	4,497	3,958
September	5,378	4,963
October	6,388	
November	7,663	
December	8,293	
January	9,421	
February	10,021	
March	10,958	
April	11,591	
May	11,595	
June	11,602	

QUALITY

	Quantity	Base Number	Contract	AT	Region	England
% of FP17s for the same patient ID Re-attending within 3 months - Children	34	573	5.9%	11.7%	12.1%	11.5%
% of FP17s for the same patient ID Re-attending within 3 months - Adults	215	1,827	11.8%	14.7%	15.6%	15.4%
% of FP17s for the same patient ID Re-attending between 3 & 9 months - Children	211	573	36.8%	55.2%	61.2%	59.7%
% of FP17s for the same patient ID Re-attending between 3 & 9 months - Adults	718	1,827	39.3%	51.5%	54.3%	51.7%
% of FP17s for Band 1 Urgent Courses	208	2,168	9.6%	9.1%	9.1%	9.2%
% of FP17s Relating to Free Repair or Replacements	8	2,168	0.4%	1.2%	0.9%	0.7%
% of FP17s Relating to Continuations	31	2,168	1.4%	1.3%	1.0%	0.8%
% of Patients satisfied with the dentistry they have received	0	0	N/A	95.3%	94.4%	93.5%
% of Patients satisfied with the time they had to wait for an appointment	0	0	N/A	88.2%	88.1%	87.4%

* This is based on patients treated on this contract for their most recent course of treatment. Figures in italics indicate the base number of FP17s or Patient Questionnaire responses are less than 100. N/A is shown where the base number of responses is less than 10 during the period. % is calculated as Quantity/Base number*100

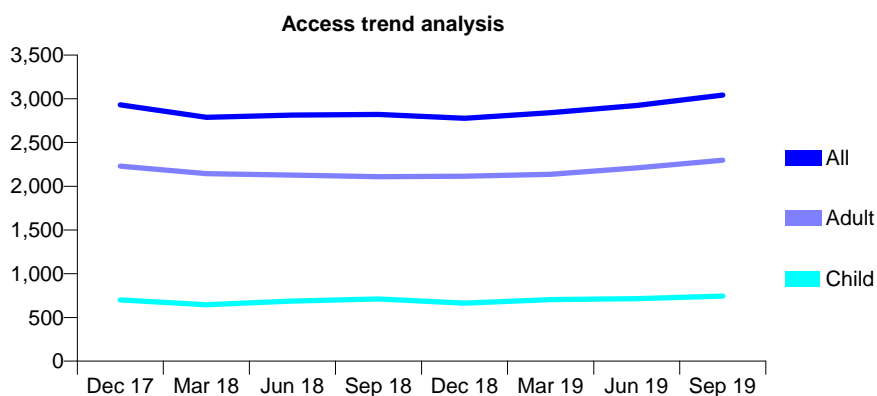
Q45 - Vital Signs At a Glance Contract Report for 331260/0001 - September 2019

Name or company name	MRS CR WILLIS
Contract type name	GDS Contract
Purpose of contract	General
Contract start date	01/04/2006
Contract end date	

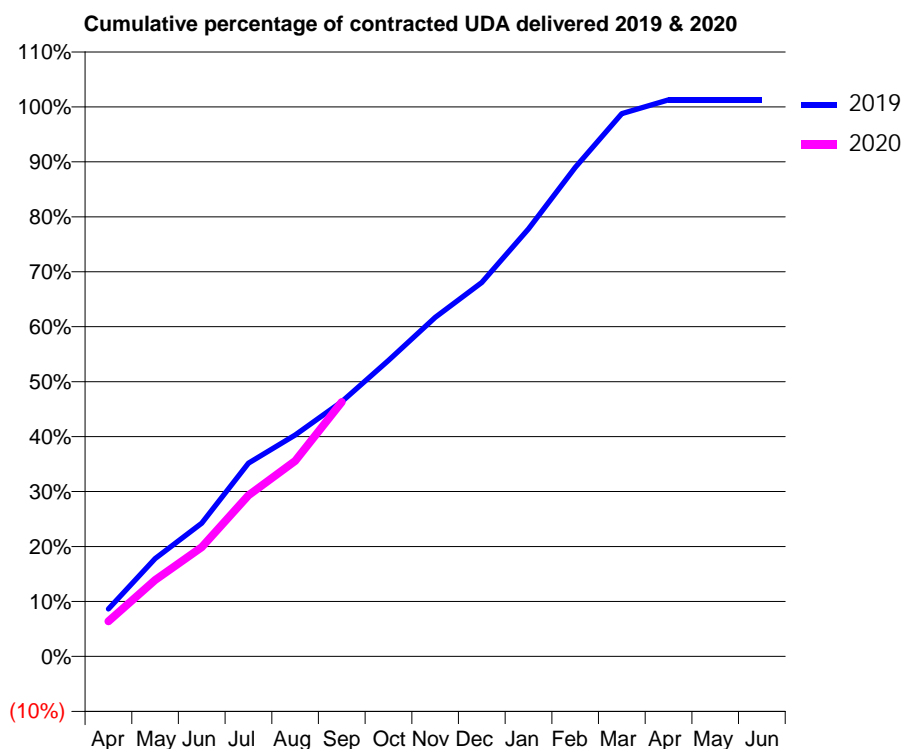
19/20 Contracted general activity (UDA)	7,365
Carry forward general activity (UDA)	-103
19/20 Contracted orthodontic activity (UOA)	0
Carry forward orthodontic activity (UOA)	0
Baseline contract value	£196,472.04

ACCESS*

Patients seen in 24 months	Total	Change since previous quarter
Quarter ending September 2018	2,821	
Quarter ending December 2018	2,776	↓
Quarter ending March 2019	2,840	↑
Quarter ending June 2019	2,923	↑
Quarter ending September 2019	3,041	↑
Variance since September 2018	7.8%	↑



ACTIVITY



Month	2019	2020
April	699	472
May	1,443	1,025
June	1,965	1,465
July	2,849	2,160
August	3,265	2,619
September	3,755	3,409
October	4,364	
November	4,998	
December	5,511	
January	6,302	
February	7,207	
March	8,002	
April	8,205	
May	8,205	
June	8,205	

QUALITY

	Quantity	Base Number	Contract	AT	Region	England
% of FP17s for the same patient ID Re-attending within 3 months - Children	15	468	3.2%	11.7%	12.1%	11.5%
% of FP17s for the same patient ID Re-attending within 3 months - Adults	128	1,548	8.3%	14.7%	15.6%	15.4%
% of FP17s for the same patient ID Re-attending between 3 & 9 months - Children	120	468	25.6%	55.2%	61.2%	59.7%
% of FP17s for the same patient ID Re-attending between 3 & 9 months - Adults	513	1,548	33.1%	51.5%	54.3%	51.7%
% of FP17s for Band 1 Urgent Courses	133	1,533	8.7%	9.1%	9.1%	9.2%
% of FP17s Relating to Free Repair or Replacements	14	1,533	0.9%	1.2%	0.9%	0.7%
% of FP17s Relating to Continuations	4	1,533	0.3%	1.3%	1.0%	0.8%
% of Patients satisfied with the dentistry they have received	2	2	N/A	95.3%	94.4%	93.5%
% of Patients satisfied with the time they had to wait for an appointment	2	2	N/A	88.2%	88.1%	87.4%

* This is based on patients treated on this contract for their most recent course of treatment. Figures in italics indicate the base number of FP17s or Patient Questionnaire responses are less than 100. N/A is shown where the base number of responses is less than 10 during the period. % is calculated as Quantity/Base number*100

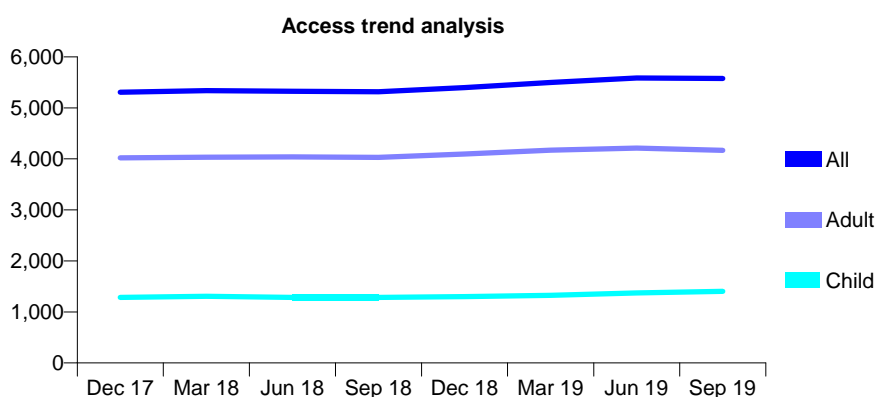
Q45 - Vital Signs At a Glance Contract Report for 334073/0001 - September 2019

Name or company name	MR AM SPIVEY
Contract type name	GDS Contract
Purpose of contract	General and Orthodontic
Contract start date	01/04/2006
Contract end date	

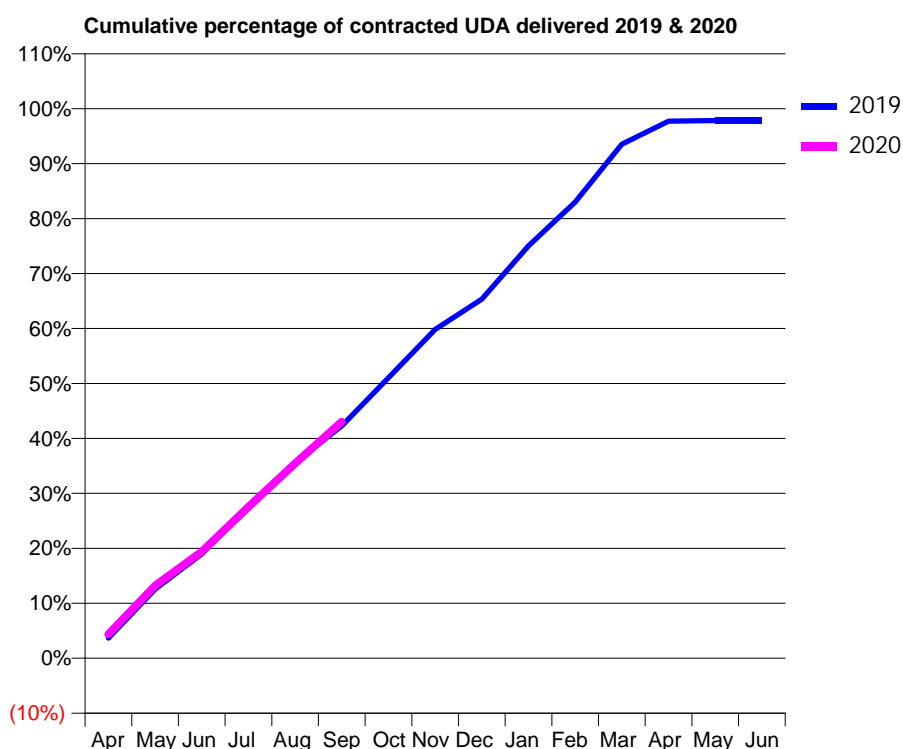
19/20 Contracted general activity (UDA)	19,763
Carry forward general activity (UDA)	0
19/20 Contracted orthodontic activity (UOA)	0
Carry forward orthodontic activity (UOA)	0
Baseline contract value	£485,702.30

ACCESS*

Patients seen in 24 months	Total	Change since previous quarter
Quarter ending September 2018	5,317	
Quarter ending December 2018	5,397	→
Quarter ending March 2019	5,499	→
Quarter ending June 2019	5,585	→
Quarter ending September 2019	5,574	→
Variance since September 2018	4.8%	↑



ACTIVITY



Month	2019	2020
April	722	860
May	2,487	2,609
June	3,752	3,831
July	5,481	5,442
August	7,044	7,011
September	8,355	8,506
October	10,088	
November	11,826	
December	12,915	
January	14,825	
February	16,406	
March	18,483	
April	19,312	
May	19,334	
June	19,334	

QUALITY

	Quantity	Base Number	Contract	AT	Region	England
% of FP17s for the same patient ID Re-attending within 3 months - Children	60	1,033	5.8%	11.7%	12.1%	11.5%
% of FP17s for the same patient ID Re-attending within 3 months - Adults	350	2,998	11.7%	14.7%	15.6%	15.4%
% of FP17s for the same patient ID Re-attending between 3 & 9 months - Children	580	1,033	56.1%	55.2%	61.2%	59.7%
% of FP17s for the same patient ID Re-attending between 3 & 9 months - Adults	1,896	2,998	63.2%	51.5%	54.3%	51.7%
% of FP17s for Band 1 Urgent Courses	274	3,700	7.4%	9.1%	9.1%	9.2%
% of FP17s Relating to Free Repair or Replacements	51	3,700	1.4%	1.2%	0.9%	0.7%
% of FP17s Relating to Continuations	14	3,700	0.4%	1.3%	1.0%	0.8%
% of Patients satisfied with the dentistry they have received	8	8	N/A	95.3%	94.4%	93.5%
% of Patients satisfied with the time they had to wait for an appointment	8	8	N/A	88.2%	88.1%	87.4%

* This is based on patients treated on this contract for their most recent course of treatment.

Figures in italics indicate the base number of FP17s or Patient Questionnaire responses are less than 100. N/A is shown where the base number of responses is less than 10 during the period. % is calculated as Quantity/Base number*100

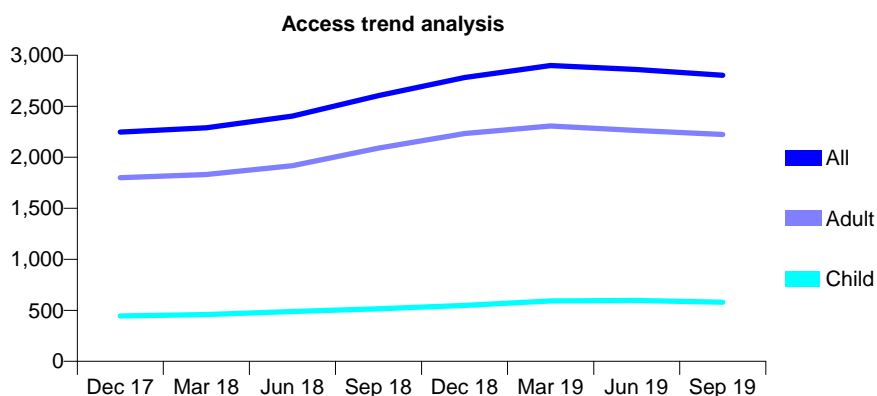
Q45 - Vital Signs At a Glance Contract Report for 367761/0001 - September 2019

Name or company name	MISS EM ALLEN
Contract type name	GDS Contract
Purpose of contract	General
Contract start date	13/03/2011
Contract end date	

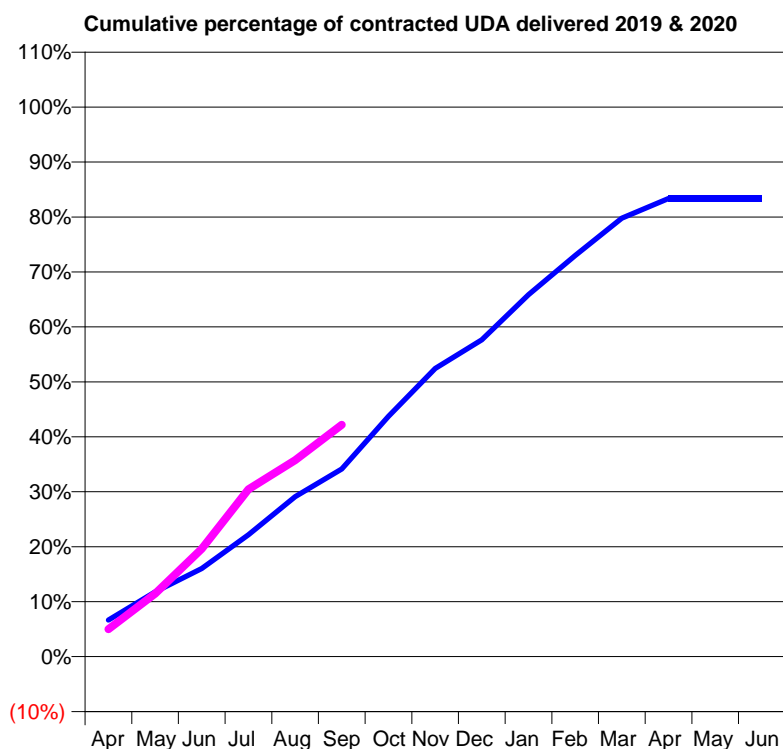
19/20 Contracted general activity (UDA)	8,707
Carry forward general activity (UDA)	0
19/20 Contracted orthodontic activity (UOA)	0
Carry forward orthodontic activity (UOA)	0
Baseline contract value	£233,898.00

ACCESS*

Patients seen in 24 months	Total	Change since previous quarter
Quarter ending September 2018	2,605	
Quarter ending December 2018	2,782	↑
Quarter ending March 2019	2,900	↑
Quarter ending June 2019	2,861	↓
Quarter ending September 2019	2,803	↓
Variance since September 2018	7.6%	↑



ACTIVITY



Month	Adjusted Scheduled Activity (UDA)	
	2019	2020
April	930	434
May	1,649	999
June	2,243	1,709
July	3,101	2,650
August	4,069	3,112
September	4,775	3,674
October	6,114	
November	7,331	
December	8,061	
January	9,206	
February	10,207	
March	11,153	
April	11,656	
May	11,656	
June	11,656	

QUALITY

	Quantity	Base Number	Contract	AT	Region	England
% of FP17s for the same patient ID Re-attending within 3 months - Children	79	504	15.7%	11.7%	12.1%	11.5%
% of FP17s for the same patient ID Re-attending within 3 months - Adults	379	1,528	24.8%	14.7%	15.6%	15.4%
% of FP17s for the same patient ID Re-attending between 3 & 9 months - Children	307	504	60.9%	55.2%	61.2%	59.7%
% of FP17s for the same patient ID Re-attending between 3 & 9 months - Adults	813	1,528	53.2%	51.5%	54.3%	51.7%
% of FP17s for Band 1 Urgent Courses	269	1,882	14.3%	9.1%	9.1%	9.2%
% of FP17s Relating to Free Repair or Replacements	16	1,882	0.9%	1.2%	0.9%	0.7%
% of FP17s Relating to Continuations	24	1,882	1.3%	1.3%	1.0%	0.8%
% of Patients satisfied with the dentistry they have received	3	3	N/A	95.3%	94.4%	93.5%
% of Patients satisfied with the time they had to wait for an appointment	3	3	N/A	88.2%	88.1%	87.4%

* This is based on patients treated on this contract for their most recent course of treatment. Figures in italics indicate the base number of FP17s or Patient Questionnaire responses are less than 100. N/A is shown where the base number of responses is less than 10 during the period. % is calculated as Quantity/Base number*100

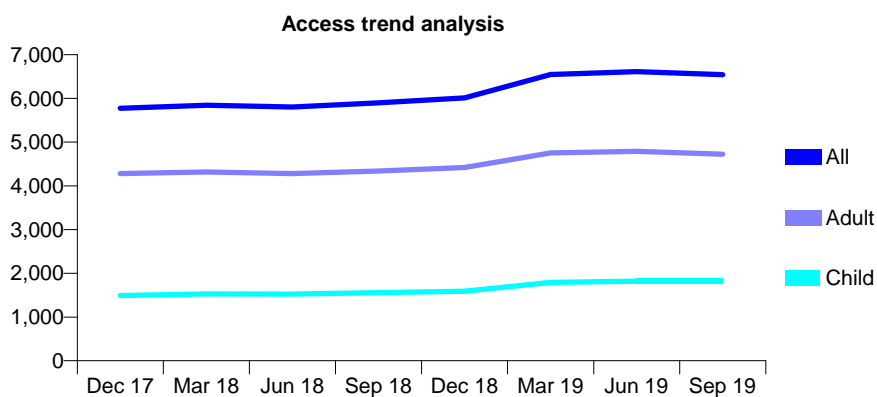
Q45 - Vital Signs At a Glance Contract Report for 399671/0001 - September 2019

Name or company name	MR N SUGGETT
Contract type name	GDS Contract
Purpose of contract	General
Contract start date	20/12/2010
Contract end date	

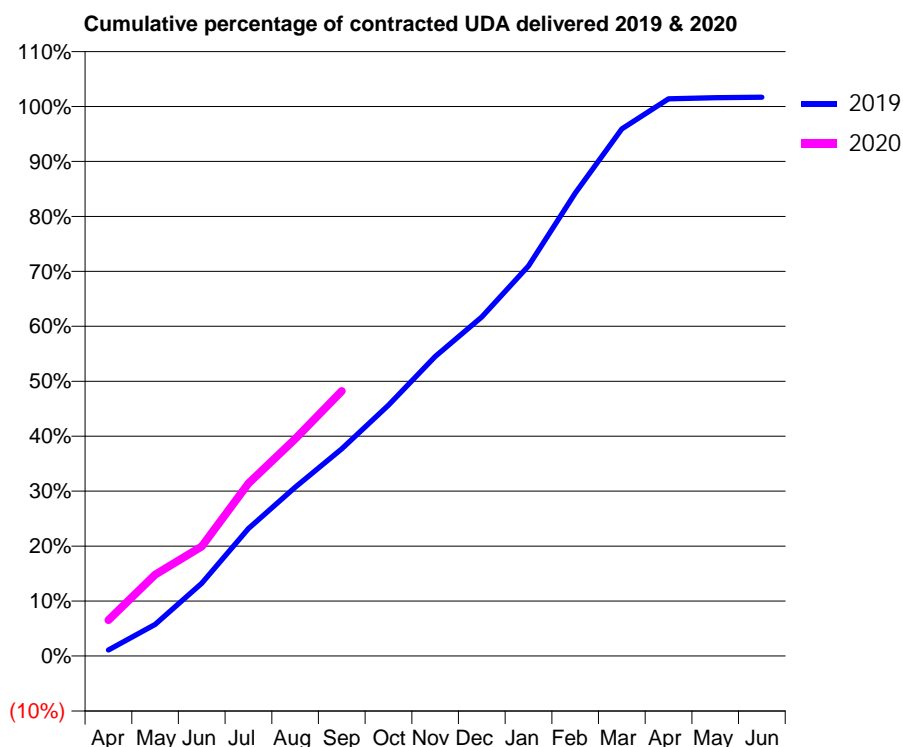
19/20 Contracted general activity (UDA)	18,907
Carry forward general activity (UDA)	-317
19/20 Contracted orthodontic activity (UOA)	0
Carry forward orthodontic activity (UOA)	0
Baseline contract value	£433,068.49

ACCESS*

Patients seen in 24 months	Total	Change since previous quarter
Quarter ending September 2018	5,896	
Quarter ending December 2018	6,010	→
Quarter ending March 2019	6,548	↑
Quarter ending June 2019	6,610	→
Quarter ending September 2019	6,545	→
Variance since September 2018	11.0%	↑



ACTIVITY



Month	Adjusted Scheduled Activity (UDA)	
	2019	2020
April	207	1,236
May	1,089	2,801
June	2,502	3,769
July	4,387	5,940
August	5,808	7,473
September	7,127	9,112
October	8,632	
November	10,307	
December	11,663	
January	13,422	
February	15,927	
March	18,136	
April	19,171	
May	19,210	
June	19,225	

QUALITY

	Quantity	Base Number	Contract	AT	Region	England
% of FP17s for the same patient ID Re-attending within 3 months - Children	70	1,160	6.0%	11.7%	12.1%	11.5%
% of FP17s for the same patient ID Re-attending within 3 months - Adults	421	2,846	14.8%	14.7%	15.6%	15.4%
% of FP17s for the same patient ID Re-attending between 3 & 9 months - Children	665	1,160	57.3%	55.2%	61.2%	59.7%
% of FP17s for the same patient ID Re-attending between 3 & 9 months - Adults	1,472	2,846	51.7%	51.5%	54.3%	51.7%
% of FP17s for Band 1 Urgent Courses	262	3,652	7.2%	9.1%	9.1%	9.2%
% of FP17s Relating to Free Repair or Replacements	46	3,652	1.3%	1.2%	0.9%	0.7%
% of FP17s Relating to Continuations	60	3,652	1.6%	1.3%	1.0%	0.8%
% of Patients satisfied with the dentistry they have received	3	3	N/A	95.3%	94.4%	93.5%
% of Patients satisfied with the time they had to wait for an appointment	3	3	N/A	88.2%	88.1%	87.4%

* This is based on patients treated on this contract for their most recent course of treatment. Figures in italics indicate the base number of FP17s or Patient Questionnaire responses are less than 100. N/A is shown where the base number of responses is less than 10 during the period. % is calculated as Quantity/Base number*100

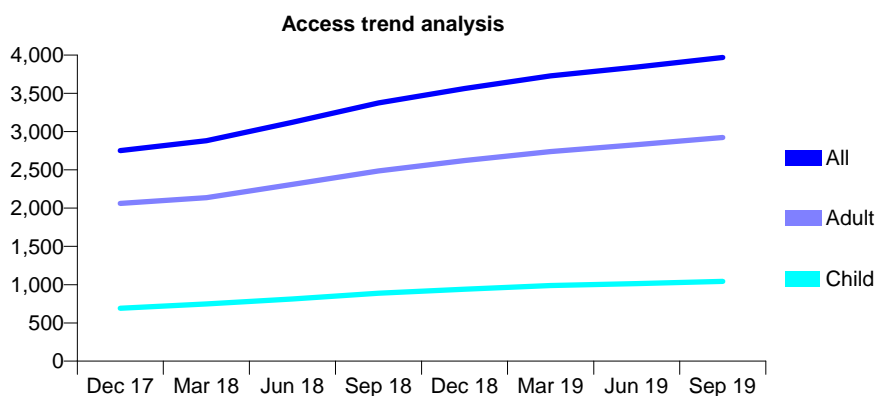
Q45 - Vital Signs At a Glance Contract Report for 462373/0001 - September 2019

Name or company name	Wentworth House Dental Practice
Contract type name	GDS Contract
Purpose of contract	General
Contract start date	01/07/2014
Contract end date	

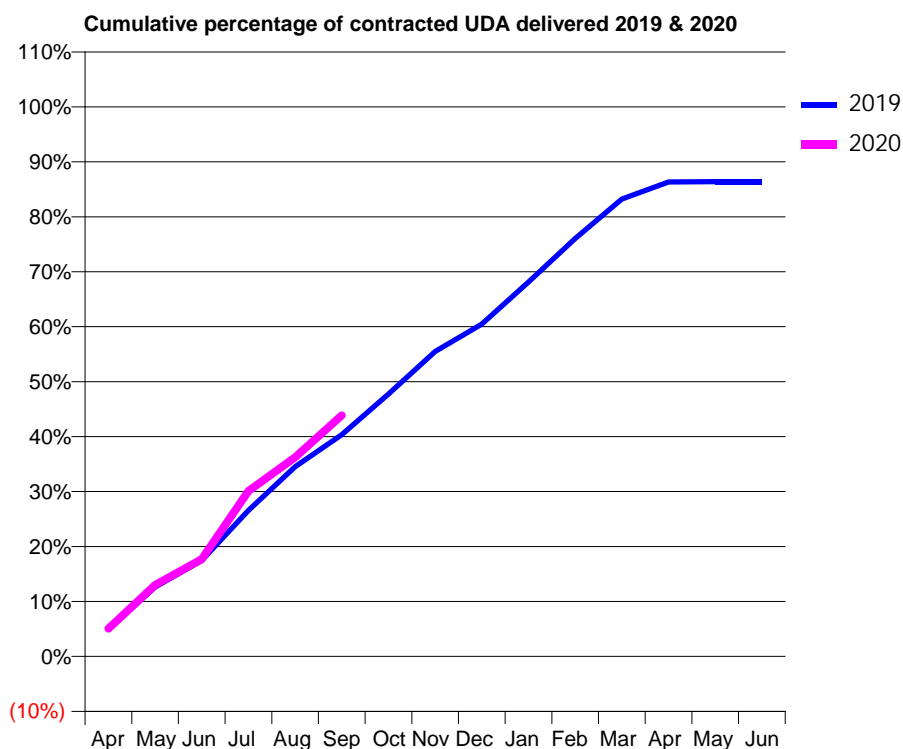
19/20 Contracted general activity (UDA)	14,089
Carry forward general activity (UDA)	0
19/20 Contracted orthodontic activity (UOA)	0
Carry forward orthodontic activity (UOA)	0
Baseline contract value	£380,310.20

ACCESS*

Patients seen in 24 months	Total	Change since previous quarter
Quarter ending September 2018	3,375	
Quarter ending December 2018	3,563	↑
Quarter ending March 2019	3,727	↑
Quarter ending June 2019	3,843	↑
Quarter ending September 2019	3,968	↑
Variance since September 2018	17.6%	↑



ACTIVITY



Month	2019	2020
April	700	714
May	1,780	1,834
June	2,460	2,494
July	3,746	4,242
August	4,862	5,108
September	5,684	6,182
October	6,727	
November	7,818	
December	8,517	
January	9,598	
February	10,715	
March	11,727	
April	12,164	
May	12,173	
June	12,173	

QUALITY

	Quantity	Base Number	Contract	AT	Region	England
% of FP17s for the same patient ID Re-attending within 3 months - Children	57	797	7.2%	11.7%	12.1%	11.5%
% of FP17s for the same patient ID Re-attending within 3 months - Adults	220	1,903	11.6%	14.7%	15.6%	15.4%
% of FP17s for the same patient ID Re-attending between 3 & 9 months - Children	483	797	60.6%	55.2%	61.2%	59.7%
% of FP17s for the same patient ID Re-attending between 3 & 9 months - Adults	996	1,903	52.3%	51.5%	54.3%	51.7%
% of FP17s for Band 1 Urgent Courses	170	2,552	6.7%	9.1%	9.1%	9.2%
% of FP17s Relating to Free Repair or Replacements	17	2,552	0.7%	1.2%	0.9%	0.7%
% of FP17s Relating to Continuations	40	2,552	1.6%	1.3%	1.0%	0.8%
% of Patients satisfied with the dentistry they have received	0	0	N/A	95.3%	94.4%	93.5%
% of Patients satisfied with the time they had to wait for an appointment	0	0	N/A	88.2%	88.1%	87.4%

* This is based on patients treated on this contract for their most recent course of treatment. Figures in italics indicate the base number of FP17s or Patient Questionnaire responses are less than 100. N/A is shown where the base number of responses is less than 10 during the period. % is calculated as Quantity/Base number*100

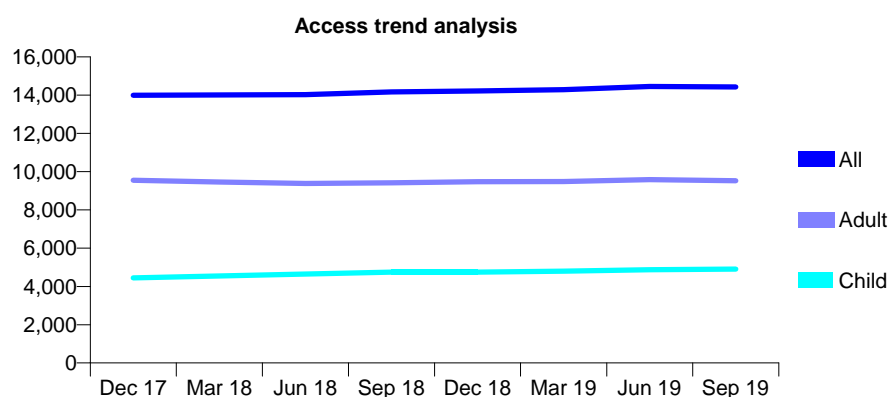
Q45 - Vital Signs At a Glance Contract Report for 569992/0001 - September 2019

Name or company name	Mr Michael Stanley Hulley
Contract type name	GDS Contract
Purpose of contract	General
Contract start date	01/04/2006
Contract end date	

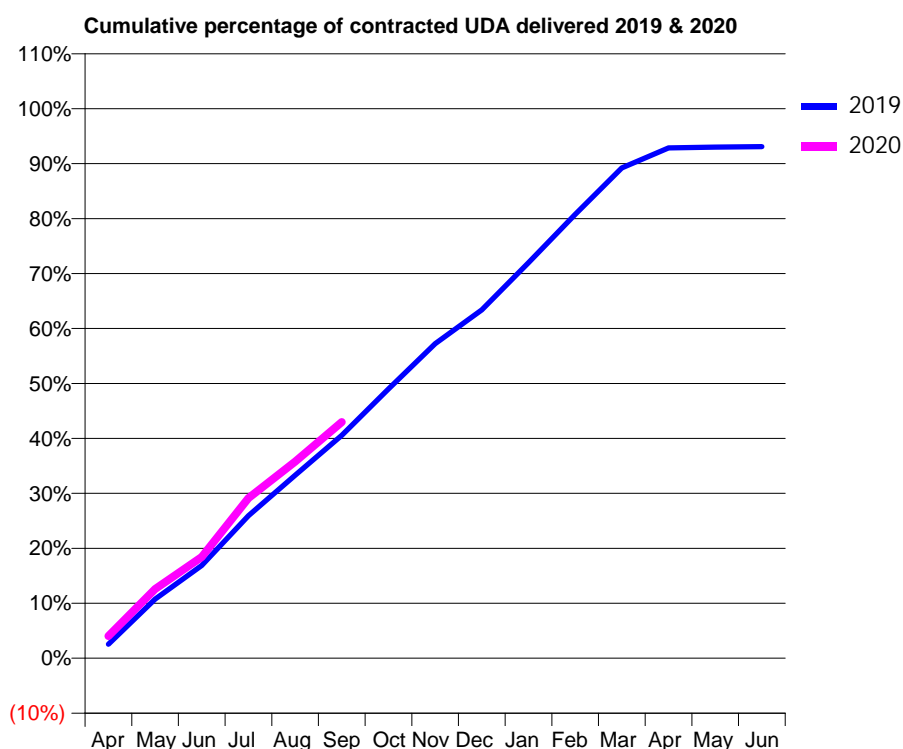
19/20 Contracted general activity (UDA)	42,999
Carry forward general activity (UDA)	0
19/20 Contracted orthodontic activity (UOA)	0
Carry forward orthodontic activity (UOA)	0
Baseline contract value	£1,066,927.61

ACCESS*

Patients seen in 24 months	Total	Change since previous quarter
Quarter ending September 2018	14,171	
Quarter ending December 2018	14,217	→
Quarter ending March 2019	14,285	→
Quarter ending June 2019	14,455	→
Quarter ending September 2019	14,430	→
Variance since September 2018	1.8%	→



ACTIVITY



Month	2019	2020
April	1,105	1,740
May	4,632	5,421
June	7,253	7,921
July	11,144	12,531
August	14,320	15,382
September	17,443	18,471
October	21,077	
November	24,614	
December	27,249	
January	30,952	
February	34,734	
March	38,365	
April	39,926	
May	39,991	
June	40,030	

QUALITY

	Quantity	Base Number	Contract	AT	Region	England
% of FP17s for the same patient ID Re-attending within 3 months - Children	290	3,782	7.7%	11.7%	12.1%	11.5%
% of FP17s for the same patient ID Re-attending within 3 months - Adults	999	6,558	15.2%	14.7%	15.6%	15.4%
% of FP17s for the same patient ID Re-attending between 3 & 9 months - Children	2,276	3,782	60.2%	55.2%	61.2%	59.7%
% of FP17s for the same patient ID Re-attending between 3 & 9 months - Adults	3,368	6,558	51.4%	51.5%	54.3%	51.7%
% of FP17s for Band 1 Urgent Courses	1,264	9,511	13.3%	9.1%	9.1%	9.2%
% of FP17s Relating to Free Repair or Replacements	279	9,511	2.9%	1.2%	0.9%	0.7%
% of FP17s Relating to Continuations	131	9,511	1.4%	1.3%	1.0%	0.8%
% of Patients satisfied with the dentistry they have received	4	4	N/A	95.3%	94.4%	93.5%
% of Patients satisfied with the time they had to wait for an appointment	4	4	N/A	88.2%	88.1%	87.4%

* This is based on patients treated on this contract for their most recent course of treatment.

Figures in italics indicate the base number of FP17s or Patient Questionnaire responses are less than 100. N/A is shown where the base number of responses is less than 10 during the period. % is calculated as Quantity/Base number*100

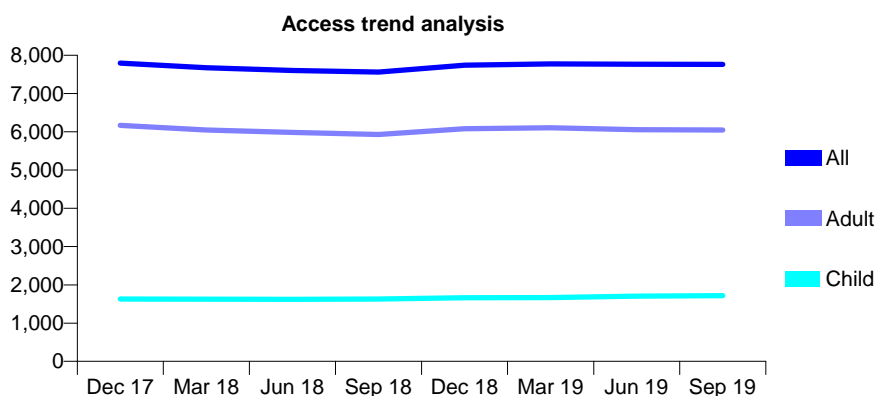
Q45 - Vital Signs At a Glance Contract Report for 572926/0001 - September 2019

Name or company name	Avante Dental Care Partnership
Contract type name	GDS Contract
Purpose of contract	General and Orthodontic
Contract start date	01/04/2006
Contract end date	

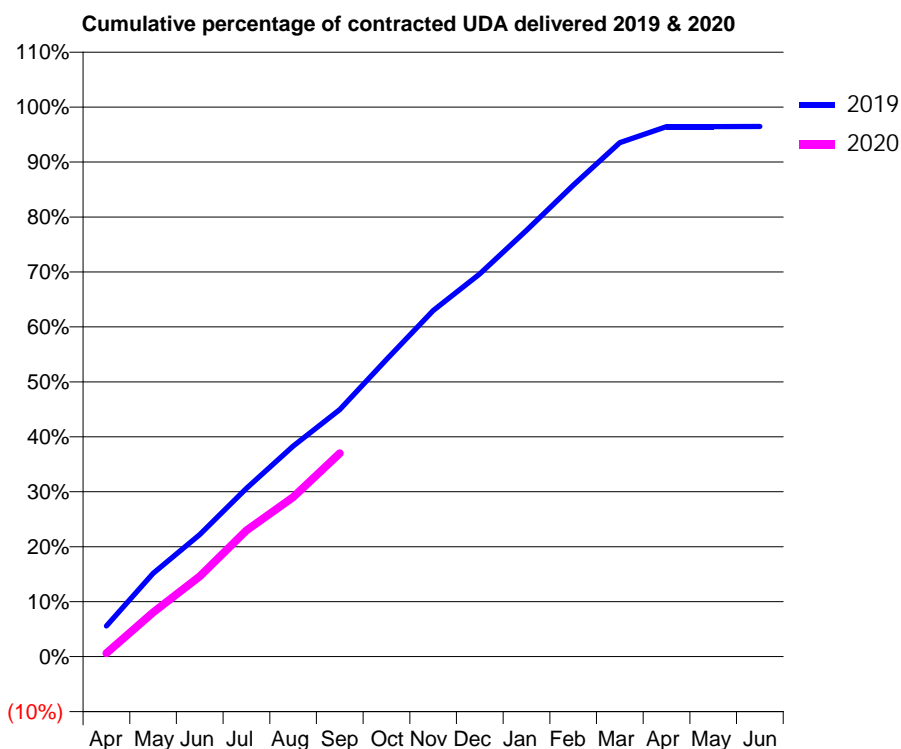
19/20 Contracted general activity (UDA)	22,440
Carry forward general activity (UDA)	793
19/20 Contracted orthodontic activity (UOA)	0
Carry forward orthodontic activity (UOA)	0
Baseline contract value	£549,100.38

ACCESS*

Patients seen in 24 months	Total	Change since previous quarter
Quarter ending September 2018	7,561	
Quarter ending December 2018	7,741	↑
Quarter ending March 2019	7,774	→
Quarter ending June 2019	7,763	→
Quarter ending September 2019	7,762	→
Variance since September 2018	2.7%	↑



ACTIVITY



Month	Adjusted Scheduled Activity (UDA)	
	2019	2020
April	1,255	144
May	3,401	1,812
June	4,987	3,275
July	6,870	5,156
August	8,598	6,512
September	10,085	8,303
October	12,128	
November	14,133	
December	15,627	
January	17,409	
February	19,248	
March	20,982	
April	21,644	
May	21,645	
June	21,647	

QUALITY

	Quantity	Base Number	Contract	AT	Region	England
% of FP17s for the same patient ID Re-attending within 3 months - Children	52	1,324	3.9%	11.7%	12.1%	11.5%
% of FP17s for the same patient ID Re-attending within 3 months - Adults	462	4,509	10.2%	14.7%	15.6%	15.4%
% of FP17s for the same patient ID Re-attending between 3 & 9 months - Children	867	1,324	65.5%	55.2%	61.2%	59.7%
% of FP17s for the same patient ID Re-attending between 3 & 9 months - Adults	3,073	4,509	68.2%	51.5%	54.3%	51.7%
% of FP17s for Band 1 Urgent Courses	312	5,474	5.7%	9.1%	9.1%	9.2%
% of FP17s Relating to Free Repair or Replacements	29	5,474	0.5%	1.2%	0.9%	0.7%
% of FP17s Relating to Continuations	92	5,474	1.7%	1.3%	1.0%	0.8%
% of Patients satisfied with the dentistry they have received	1	1	N/A	95.3%	94.4%	93.5%
% of Patients satisfied with the time they had to wait for an appointment	1	1	N/A	88.2%	88.1%	87.4%

* This is based on patients treated on this contract for their most recent course of treatment. Figures in italics indicate the base number of FP17s or Patient Questionnaire responses are less than 100. N/A is shown where the base number of responses is less than 10 during the period. % is calculated as Quantity/Base number*100

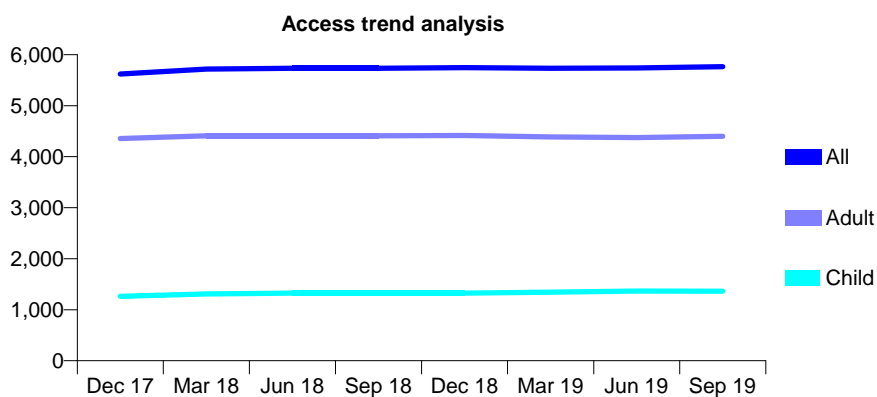
Q45 - Vital Signs At a Glance Contract Report for 576549/0001 - September 2019

Name or company name	Ashby and Atkinson
Contract type name	GDS Contract
Purpose of contract	General
Contract start date	01/04/2006
Contract end date	

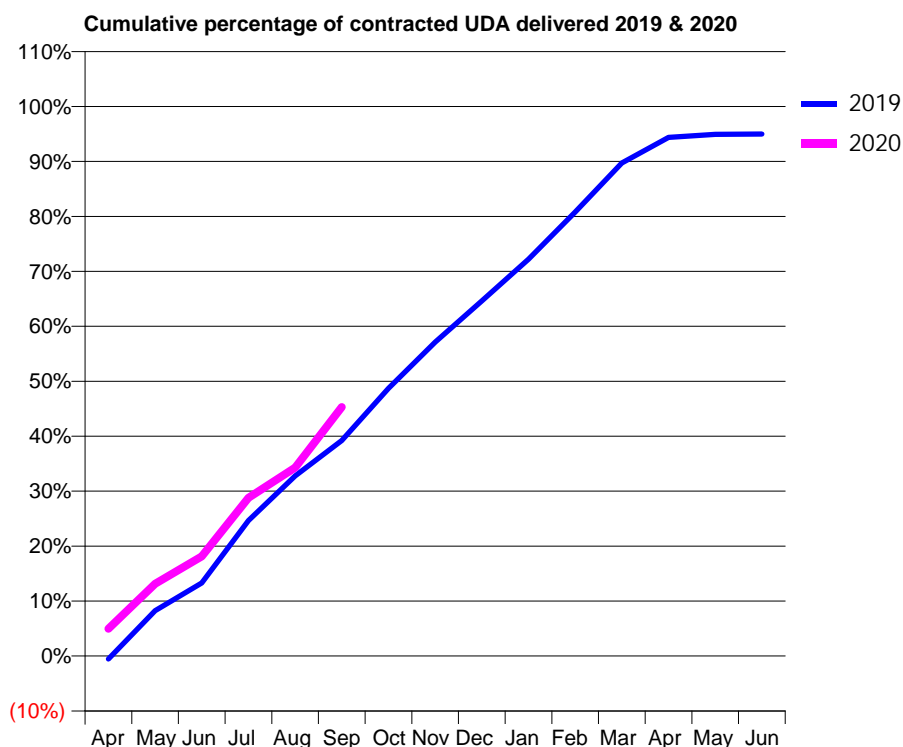
19/20 Contracted general activity (UDA)	13,993
Carry forward general activity (UDA)	0
19/20 Contracted orthodontic activity (UOA)	0
Carry forward orthodontic activity (UOA)	0
Baseline contract value	£398,770.23

ACCESS*

Patients seen in 24 months	Total	Change since previous quarter
Quarter ending September 2018	5,731	
Quarter ending December 2018	5,744	→
Quarter ending March 2019	5,734	→
Quarter ending June 2019	5,740	→
Quarter ending September 2019	5,765	→
Variance since September 2018	0.6%	→



ACTIVITY



Month	Adjusted Scheduled Activity (UDA)	
	2019	2020
April	-81	696
May	1,158	1,839
June	1,859	2,538
July	3,448	4,030
August	4,585	4,801
September	5,491	6,338
October	6,818	
November	7,992	
December	9,042	
January	10,103	
February	11,304	
March	12,553	
April	13,203	
May	13,281	
June	13,287	

QUALITY

	Quantity	Base Number	Contract	AT	Region	England
% of FP17s for the same patient ID Re-attending within 3 months - Children	75	1,095	6.8%	11.7%	12.1%	11.5%
% of FP17s for the same patient ID Re-attending within 3 months - Adults	360	2,971	12.1%	14.7%	15.6%	15.4%
% of FP17s for the same patient ID Re-attending between 3 & 9 months - Children	729	1,095	66.6%	55.2%	61.2%	59.7%
% of FP17s for the same patient ID Re-attending between 3 & 9 months - Adults	1,446	2,971	48.7%	51.5%	54.3%	51.7%
% of FP17s for Band 1 Urgent Courses	281	3,295	8.5%	9.1%	9.1%	9.2%
% of FP17s Relating to Free Repair or Replacements	29	3,295	0.9%	1.2%	0.9%	0.7%
% of FP17s Relating to Continuations	43	3,295	1.3%	1.3%	1.0%	0.8%
% of Patients satisfied with the dentistry they have received	3	3	N/A	95.3%	94.4%	93.5%
% of Patients satisfied with the time they had to wait for an appointment	3	3	N/A	88.2%	88.1%	87.4%

* This is based on patients treated on this contract for their most recent course of treatment. Figures in italics indicate the base number of FP17s or Patient Questionnaire responses are less than 100. N/A is shown where the base number of responses is less than 10 during the period. % is calculated as Quantity/Base number*100

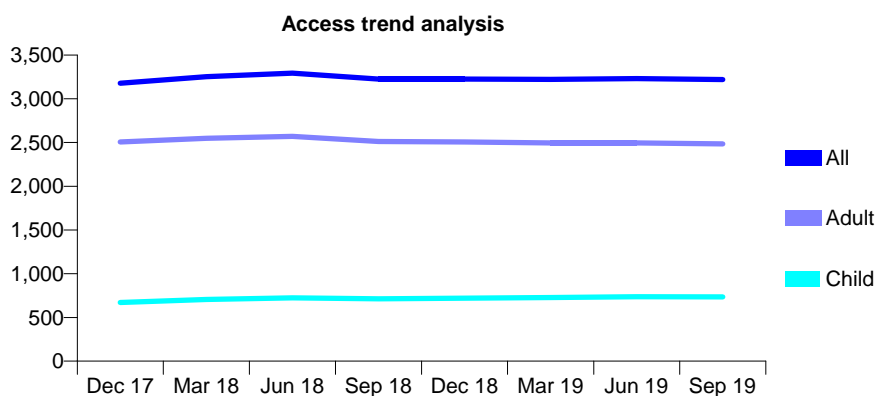
Q45 - Vital Signs At a Glance Contract Report for 603252/0001 - September 2019

Name or company name	MRS S BEDI
Contract type name	GDS Contract
Purpose of contract	General
Contract start date	01/01/2011
Contract end date	

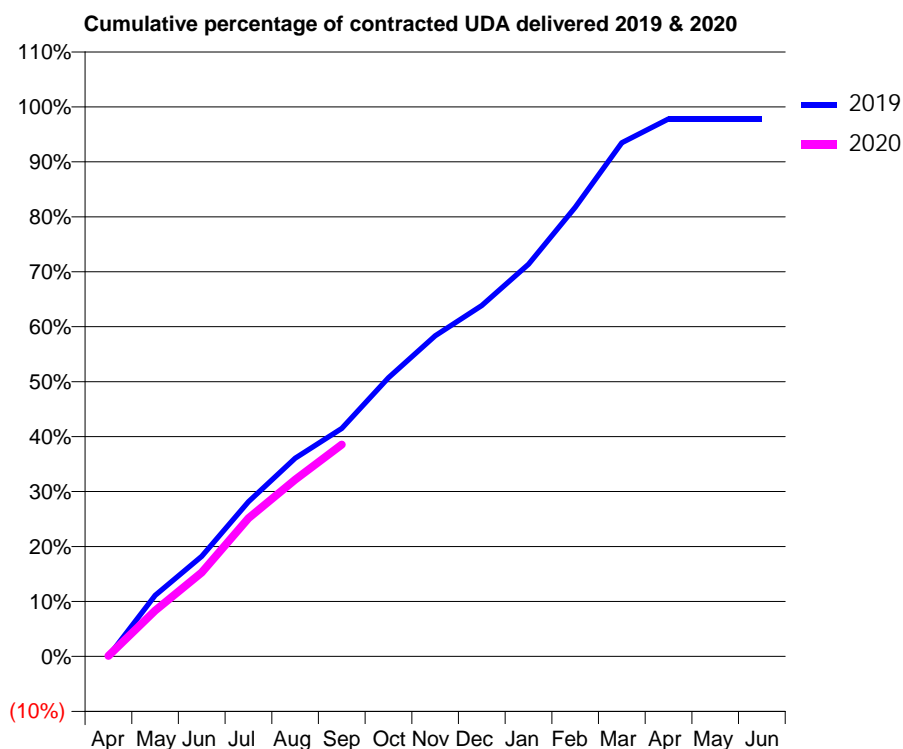
19/20 Contracted general activity (UDA)	9,825
Carry forward general activity (UDA)	215
19/20 Contracted orthodontic activity (UOA)	0
Carry forward orthodontic activity (UOA)	0
Baseline contract value	£272,390.38

ACCESS*

Patients seen in 24 months	Total	Change since previous quarter
Quarter ending September 2018	3,225	
Quarter ending December 2018	3,227	→
Quarter ending March 2019	3,221	→
Quarter ending June 2019	3,231	→
Quarter ending September 2019	3,220	→
Variance since September 2018	(0.2%)	→



ACTIVITY



Month	2019	2020
April	2	10
May	1,090	819
June	1,789	1,501
July	2,765	2,470
August	3,543	3,160
September	4,076	3,787
October	4,985	
November	5,734	
December	6,274	
January	7,010	
February	8,032	
March	9,184	
April	9,610	
May	9,610	
June	9,610	

QUALITY

	Quantity	Base Number	Contract	AT	Region	England
% of FP17s for the same patient ID Re-attending within 3 months - Children	46	559	8.2%	11.7%	12.1%	11.5%
% of FP17s for the same patient ID Re-attending within 3 months - Adults	231	1,893	12.2%	14.7%	15.6%	15.4%
% of FP17s for the same patient ID Re-attending between 3 & 9 months - Children	384	559	68.7%	55.2%	61.2%	59.7%
% of FP17s for the same patient ID Re-attending between 3 & 9 months - Adults	1,300	1,893	68.7%	51.5%	54.3%	51.7%
% of FP17s for Band 1 Urgent Courses	105	2,279	4.6%	9.1%	9.1%	9.2%
% of FP17s Relating to Free Repair or Replacements	16	2,279	0.7%	1.2%	0.9%	0.7%
% of FP17s Relating to Continuations	29	2,279	1.3%	1.3%	1.0%	0.8%
% of Patients satisfied with the dentistry they have received	8	8	N/A	95.3%	94.4%	93.5%
% of Patients satisfied with the time they had to wait for an appointment	6	8	N/A	88.2%	88.1%	87.4%

* This is based on patients treated on this contract for their most recent course of treatment. Figures in italics indicate the base number of FP17s or Patient Questionnaire responses are less than 100. N/A is shown where the base number of responses is less than 10 during the period. % is calculated as Quantity/Base number*100

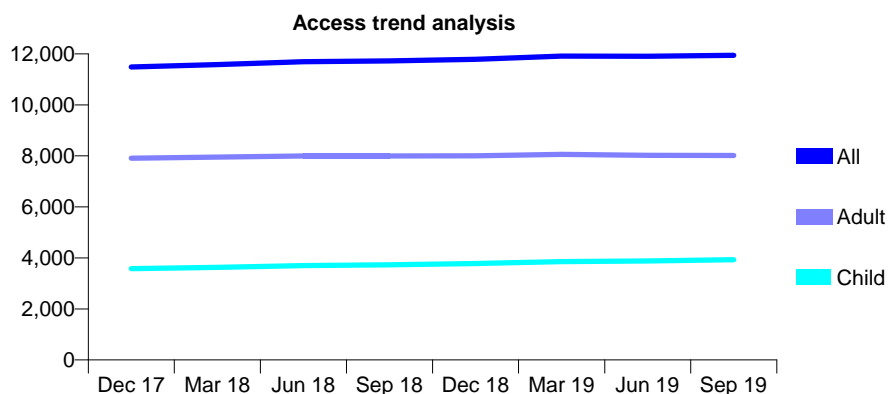
Q45 - Vital Signs At a Glance Contract Report for 629758/0001 - September 2019

Name or company name	Stone Harrison Dean
Contract type name	GDS Contract
Purpose of contract	General
Contract start date	01/04/2006
Contract end date	

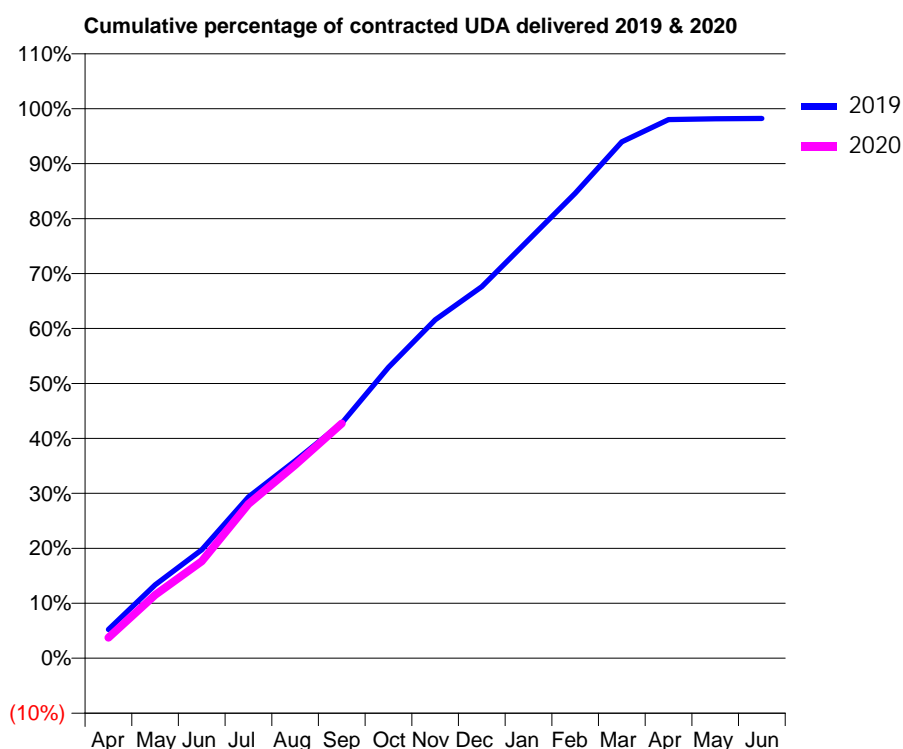
19/20 Contracted general activity (UDA)	35,817
Carry forward general activity (UDA)	0
19/20 Contracted orthodontic activity (UOA)	0
Carry forward orthodontic activity (UOA)	0
Baseline contract value	£985,231.55

ACCESS*

Patients seen in 24 months	Total	Change since previous quarter
Quarter ending September 2018	11,727	
Quarter ending December 2018	11,787	→
Quarter ending March 2019	11,912	→
Quarter ending June 2019	11,909	→
Quarter ending September 2019	11,944	→
Variance since September 2018	1.9%	→



ACTIVITY



Month	2019	2020
April	1,921	1,342
May	4,916	4,121
June	7,266	6,311
July	10,809	10,050
August	13,226	12,603
September	15,743	15,299
October	19,492	
November	22,667	
December	24,888	
January	28,020	
February	31,148	
March	34,594	
April	36,083	
May	36,137	
June	36,159	

QUALITY

	Quantity	Base Number	Contract	AT	Region	England
% of FP17s for the same patient ID Re-attending within 3 months - Children	233	2,748	8.5%	11.7%	12.1%	11.5%
% of FP17s for the same patient ID Re-attending within 3 months - Adults	773	5,262	14.7%	14.7%	15.6%	15.4%
% of FP17s for the same patient ID Re-attending between 3 & 9 months - Children	1,538	2,748	56.0%	55.2%	61.2%	59.7%
% of FP17s for the same patient ID Re-attending between 3 & 9 months - Adults	2,948	5,262	56.0%	51.5%	54.3%	51.7%
% of FP17s for Band 1 Urgent Courses	368	6,935	5.3%	9.1%	9.1%	9.2%
% of FP17s Relating to Free Repair or Replacements	180	6,935	2.6%	1.2%	0.9%	0.7%
% of FP17s Relating to Continuations	105	6,935	1.5%	1.3%	1.0%	0.8%
% of Patients satisfied with the dentistry they have received	5	5	N/A	95.3%	94.4%	93.5%
% of Patients satisfied with the time they had to wait for an appointment	5	5	N/A	88.2%	88.1%	87.4%

* This is based on patients treated on this contract for their most recent course of treatment. Figures in italics indicate the base number of FP17s or Patient Questionnaire responses are less than 100. N/A is shown where the base number of responses is less than 10 during the period. % is calculated as Quantity/Base number*100

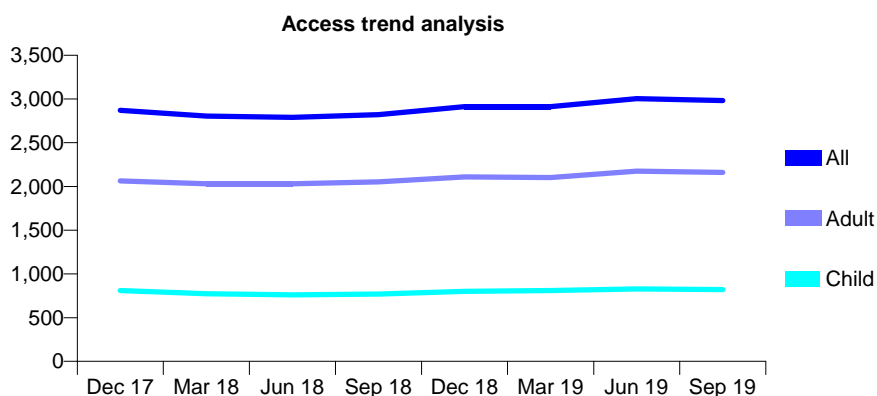
Q45 - Vital Signs At a Glance Contract Report for 630500/0001 - September 2019

Name or company name	MR NP PLAHE
Contract type name	GDS Contract
Purpose of contract	General
Contract start date	01/04/2006
Contract end date	

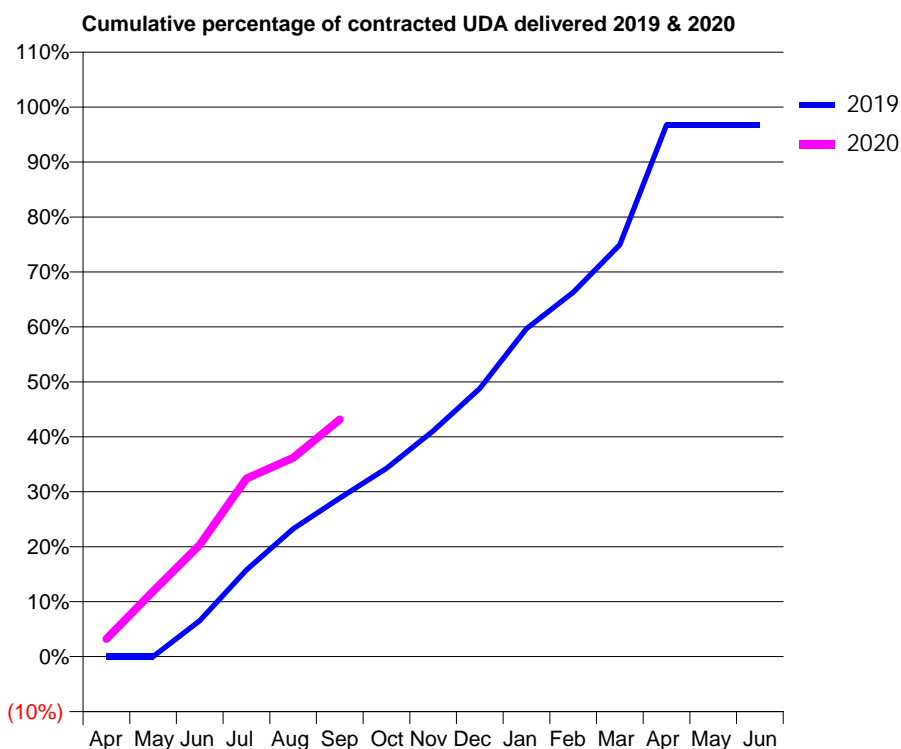
19/20 Contracted general activity (UDA)	7,723
Carry forward general activity (UDA)	250
19/20 Contracted orthodontic activity (UOA)	0
Carry forward orthodontic activity (UOA)	0
Baseline contract value	£186,820.97

ACCESS*

Patients seen in 24 months	Total	Change since previous quarter
Quarter ending September 2018	2,821	
Quarter ending December 2018	2,912	↑
Quarter ending March 2019	2,912	→
Quarter ending June 2019	3,003	↑
Quarter ending September 2019	2,983	→
Variance since September 2018	5.7%	↑



ACTIVITY



Month	Adjusted Scheduled Activity (UDA)	
	2019	2020
April	0	248
May	0	919
June	505	1,572
July	1,220	2,503
August	1,797	2,794
September	2,228	3,333
October	2,647	
November	3,172	
December	3,767	
January	4,610	
February	5,120	
March	5,788	
April	7,473	
May	7,473	
June	7,473	

QUALITY

	Quantity	Base Number	Contract	AT	Region	England
% of FP17s for the same patient ID Re-attending within 3 months - Children	51	665	7.7%	11.7%	12.1%	11.5%
% of FP17s for the same patient ID Re-attending within 3 months - Adults	289	1,659	17.4%	14.7%	15.6%	15.4%
% of FP17s for the same patient ID Re-attending between 3 & 9 months - Children	284	665	42.7%	55.2%	61.2%	59.7%
% of FP17s for the same patient ID Re-attending between 3 & 9 months - Adults	623	1,659	37.6%	51.5%	54.3%	51.7%
% of FP17s for Band 1 Urgent Courses	131	1,612	8.1%	9.1%	9.1%	9.2%
% of FP17s Relating to Free Repair or Replacements	26	1,612	1.6%	1.2%	0.9%	0.7%
% of FP17s Relating to Continuations	57	1,612	3.5%	1.3%	1.0%	0.8%
% of Patients satisfied with the dentistry they have received	10	10	100.0%	95.3%	94.4%	93.5%
% of Patients satisfied with the time they had to wait for an appointment	9	10	90.0%	88.2%	88.1%	87.4%

* This is based on patients treated on this contract for their most recent course of treatment. Figures in italics indicate the base number of FP17s or Patient Questionnaire responses are less than 100. N/A is shown where the base number of responses is less than 10 during the period. % is calculated as Quantity/Base number*100

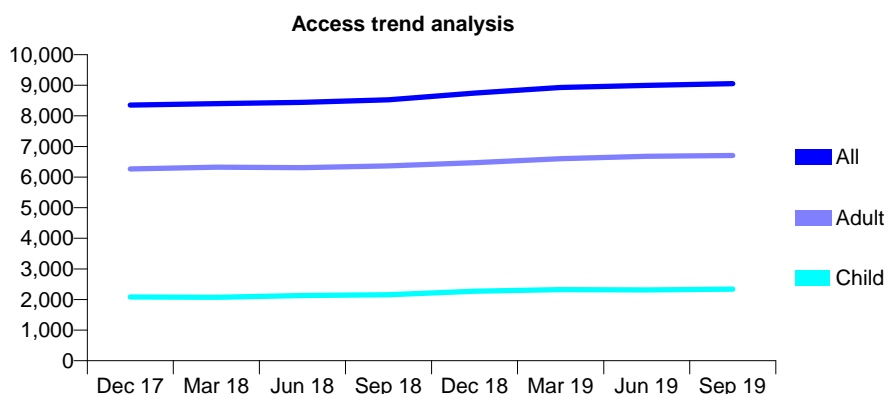
Q45 - Vital Signs At a Glance Contract Report for 636827/0002 - September 2019

Name or company name	Honour Health Partnership
Contract type name	GDS Contract
Purpose of contract	General
Contract start date	01/04/2006
Contract end date	

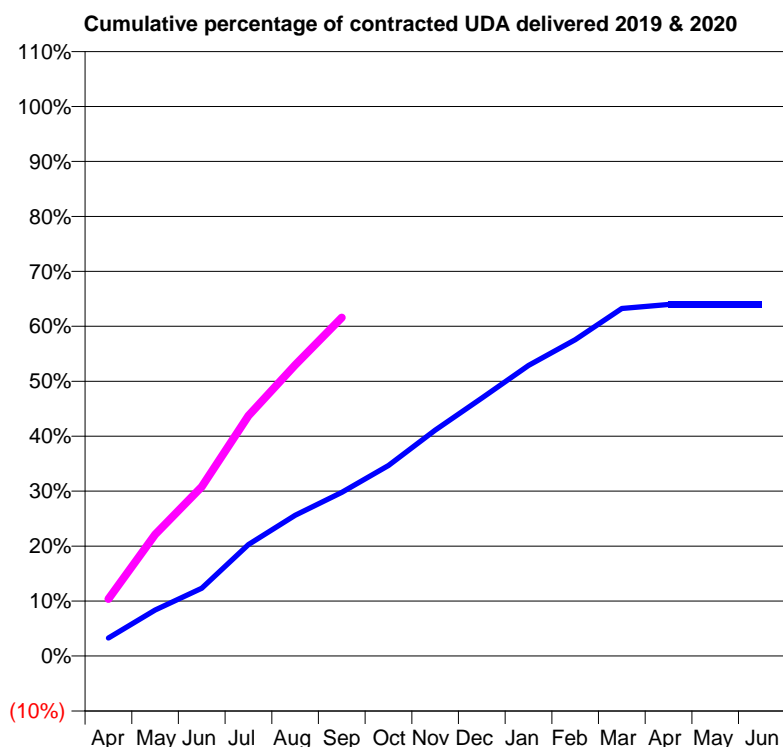
19/20 Contracted general activity (UDA)	15,292
Carry forward general activity (UDA)	0
19/20 Contracted orthodontic activity (UOA)	0
Carry forward orthodontic activity (UOA)	0
Baseline contract value	£856,544.70

ACCESS*

Patients seen in 24 months	Total	Change since previous quarter
Quarter ending September 2018	8,525	
Quarter ending December 2018	8,742	↑
Quarter ending March 2019	8,924	↑
Quarter ending June 2019	8,994	→
Quarter ending September 2019	9,051	→
Variance since September 2018	6.2%	↑



ACTIVITY



Month	Adjusted Scheduled Activity (UDA)	
	2019	2020
April	1,012	1,591
May	2,583	3,382
June	3,807	4,713
July	6,256	6,688
August	7,902	8,097
September	9,185	9,418
October	10,691	
November	12,678	
December	14,482	
January	16,304	
February	17,753	
March	19,510	
April	19,733	
May	19,735	
June	19,725	

QUALITY

	Quantity	Base Number	Contract	AT	Region	England
% of FP17s for the same patient ID Re-attending within 3 months - Children	193	1,793	10.8%	11.7%	12.1%	11.5%
% of FP17s for the same patient ID Re-attending within 3 months - Adults	567	3,823	14.8%	14.7%	15.6%	15.4%
% of FP17s for the same patient ID Re-attending between 3 & 9 months - Children	1,135	1,793	63.3%	55.2%	61.2%	59.7%
% of FP17s for the same patient ID Re-attending between 3 & 9 months - Adults	1,646	3,823	43.1%	51.5%	54.3%	51.7%
% of FP17s for Band 1 Urgent Courses	516	4,856	10.6%	9.1%	9.1%	9.2%
% of FP17s Relating to Free Repair or Replacements	57	4,856	1.2%	1.2%	0.9%	0.7%
% of FP17s Relating to Continuations	9	4,856	0.2%	1.3%	1.0%	0.8%
% of Patients satisfied with the dentistry they have received	4	4	N/A	95.3%	94.4%	93.5%
% of Patients satisfied with the time they had to wait for an appointment	3	4	N/A	88.2%	88.1%	87.4%

* This is based on patients treated on this contract for their most recent course of treatment. Figures in italics indicate the base number of FP17s or Patient Questionnaire responses are less than 100. N/A is shown where the base number of responses is less than 10 during the period. % is calculated as Quantity/Base number*100

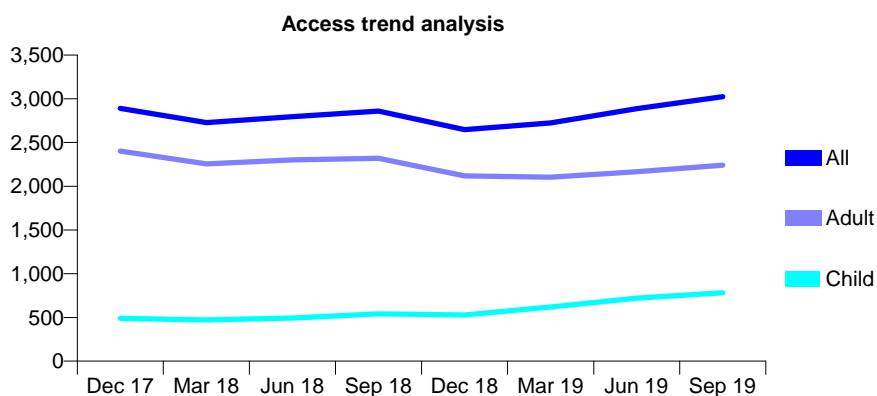
Q45 - Vital Signs At a Glance Contract Report for 642304/0001 - September 2019

Name or company name	Dr S Aslam, Dr K Horne and Dr I Saqib
Contract type name	GDS Contract
Purpose of contract	General and Orthodontic
Contract start date	01/04/2006
Contract end date	

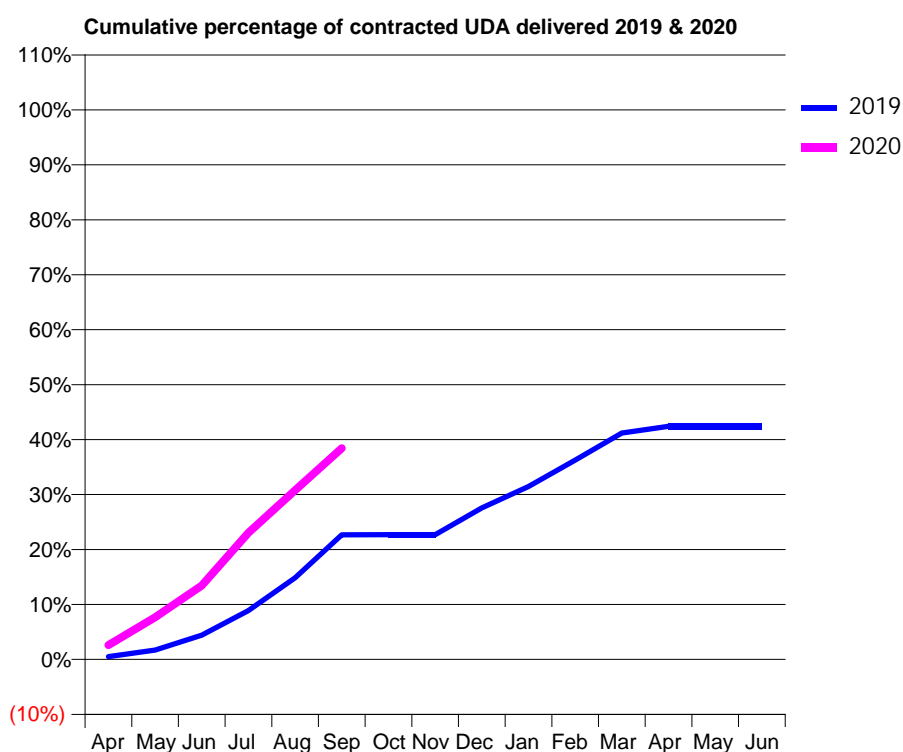
19/20 Contracted general activity (UDA)	11,500
Carry forward general activity (UDA)	0
19/20 Contracted orthodontic activity (UOA)	0
Carry forward orthodontic activity (UOA)	0
Baseline contract value	£271,633.27

ACCESS*

Patients seen in 24 months	Total	Change since previous quarter
Quarter ending September 2018	2,859	
Quarter ending December 2018	2,646	↓
Quarter ending March 2019	2,724	↑
Quarter ending June 2019	2,887	↑
Quarter ending September 2019	3,024	↑
Variance since September 2018	5.8%	↑



ACTIVITY



Month	2019	2020
April	60	299
May	196	884
June	508	1,548
July	1,022	2,650
August	1,709	3,542
September	2,607	4,418
October	2,610	
November	2,610	
December	3,173	
January	3,618	
February	4,170	
March	4,738	
April	4,880	
May	4,877	
June	4,877	

QUALITY

	Quantity	Base Number	Contract	AT	Region	England
% of FP17s for the same patient ID Re-attending within 3 months - Children	38	501	7.6%	11.7%	12.1%	11.5%
% of FP17s for the same patient ID Re-attending within 3 months - Adults	199	1,421	14.0%	14.7%	15.6%	15.4%
% of FP17s for the same patient ID Re-attending between 3 & 9 months - Children	84	501	16.8%	55.2%	61.2%	59.7%
% of FP17s for the same patient ID Re-attending between 3 & 9 months - Adults	305	1,421	21.5%	51.5%	54.3%	51.7%
% of FP17s for Band 1 Urgent Courses	132	1,853	7.1%	9.1%	9.1%	9.2%
% of FP17s Relating to Free Repair or Replacements	40	1,853	2.2%	1.2%	0.9%	0.7%
% of FP17s Relating to Continuations	33	1,853	1.8%	1.3%	1.0%	0.8%
% of Patients satisfied with the dentistry they have received	1	1	N/A	95.3%	94.4%	93.5%
% of Patients satisfied with the time they had to wait for an appointment	1	1	N/A	88.2%	88.1%	87.4%

* This is based on patients treated on this contract for their most recent course of treatment. Figures in italics indicate the base number of FP17s or Patient Questionnaire responses are less than 100. N/A is shown where the base number of responses is less than 10 during the period. % is calculated as Quantity/Base number*100

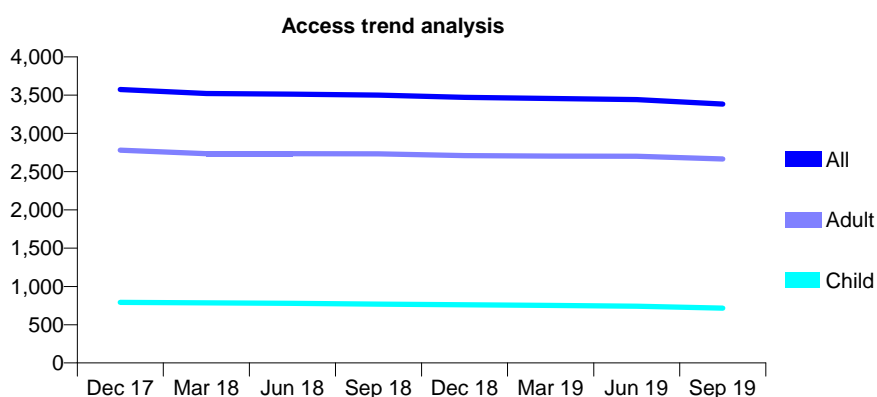
Q45 - Vital Signs At a Glance Contract Report for 652660/0001 - September 2019

Name or company name	MR LG ROBSON
Contract type name	GDS Contract
Purpose of contract	General
Contract start date	01/04/2006
Contract end date	

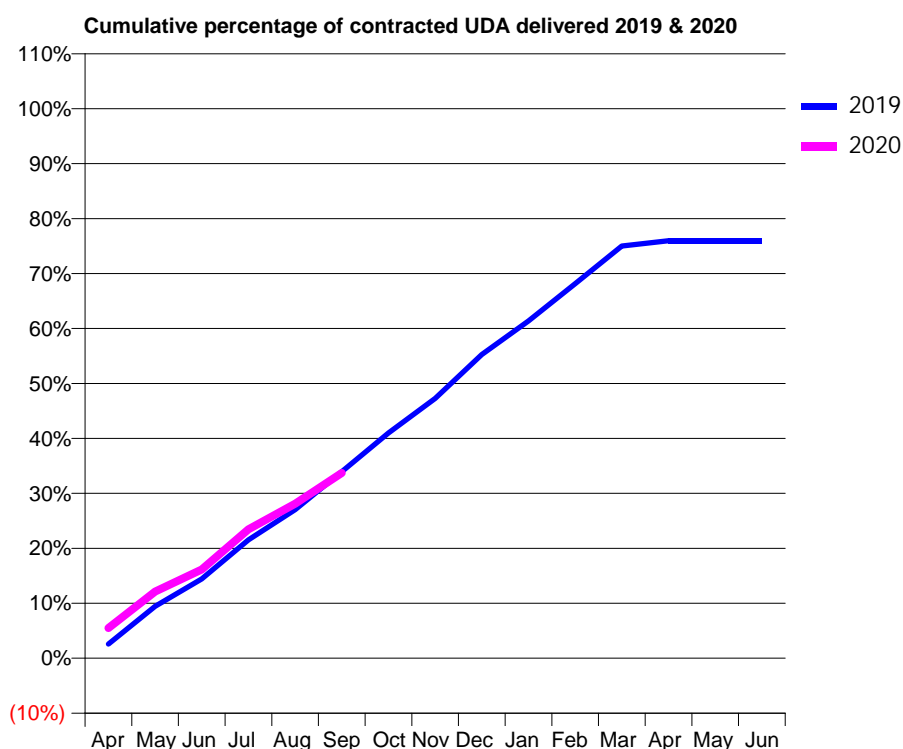
19/20 Contracted general activity (UDA)	13,861
Carry forward general activity (UDA)	0
19/20 Contracted orthodontic activity (UOA)	0
Carry forward orthodontic activity (UOA)	0
Baseline contract value	£370,080.64

ACCESS*

Patients seen in 24 months	Total	Change since previous quarter
Quarter ending September 2018	3,501	
Quarter ending December 2018	3,471	→
Quarter ending March 2019	3,456	→
Quarter ending June 2019	3,442	→
Quarter ending September 2019	3,382	↓
Variance since September 2018	(3.4%)	↓



ACTIVITY



Month	2019	2020
April	359	763
May	1,310	1,685
June	2,000	2,239
July	2,984	3,249
August	3,749	3,895
September	4,703	4,675
October	5,681	
November	6,555	
December	7,662	
January	8,508	
February	9,445	
March	10,396	
April	10,529	
May	10,530	
June	10,530	

QUALITY

	Quantity	Base Number	Contract	AT	Region	England
% of FP17s for the same patient ID Re-attending within 3 months - Children	39	524	7.4%	11.7%	12.1%	11.5%
% of FP17s for the same patient ID Re-attending within 3 months - Adults	308	1,916	16.1%	14.7%	15.6%	15.4%
% of FP17s for the same patient ID Re-attending between 3 & 9 months - Children	343	524	65.5%	55.2%	61.2%	59.7%
% of FP17s for the same patient ID Re-attending between 3 & 9 months - Adults	1,137	1,916	59.3%	51.5%	54.3%	51.7%
% of FP17s for Band 1 Urgent Courses	260	2,363	11.0%	9.1%	9.1%	9.2%
% of FP17s Relating to Free Repair or Replacements	73	2,363	3.1%	1.2%	0.9%	0.7%
% of FP17s Relating to Continuations	17	2,363	0.7%	1.3%	1.0%	0.8%
% of Patients satisfied with the dentistry they have received	5	6	N/A	95.3%	94.4%	93.5%
% of Patients satisfied with the time they had to wait for an appointment	5	6	N/A	88.2%	88.1%	87.4%

* This is based on patients treated on this contract for their most recent course of treatment. Figures in italics indicate the base number of FP17s or Patient Questionnaire responses are less than 100. N/A is shown where the base number of responses is less than 10 during the period. % is calculated as Quantity/Base number*100

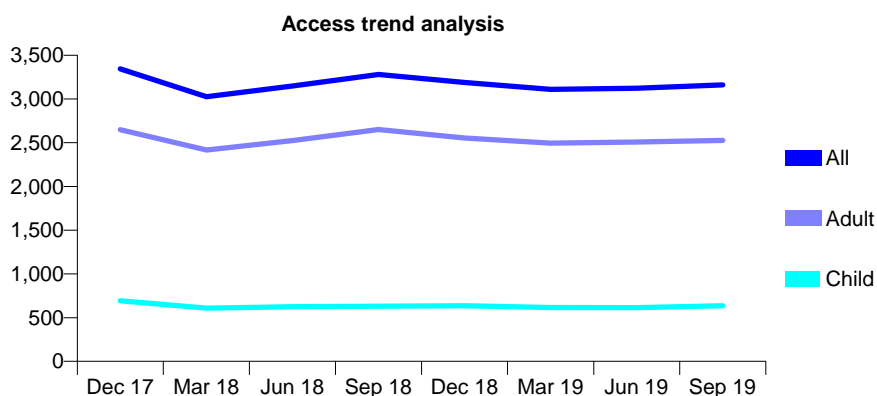
Q45 - Vital Signs At a Glance Contract Report for 658340/0001 - September 2019

Name or company name	Miss H Almond & Mr M Barnett
Contract type name	GDS Contract
Purpose of contract	General and Orthodontic
Contract start date	01/04/2006
Contract end date	

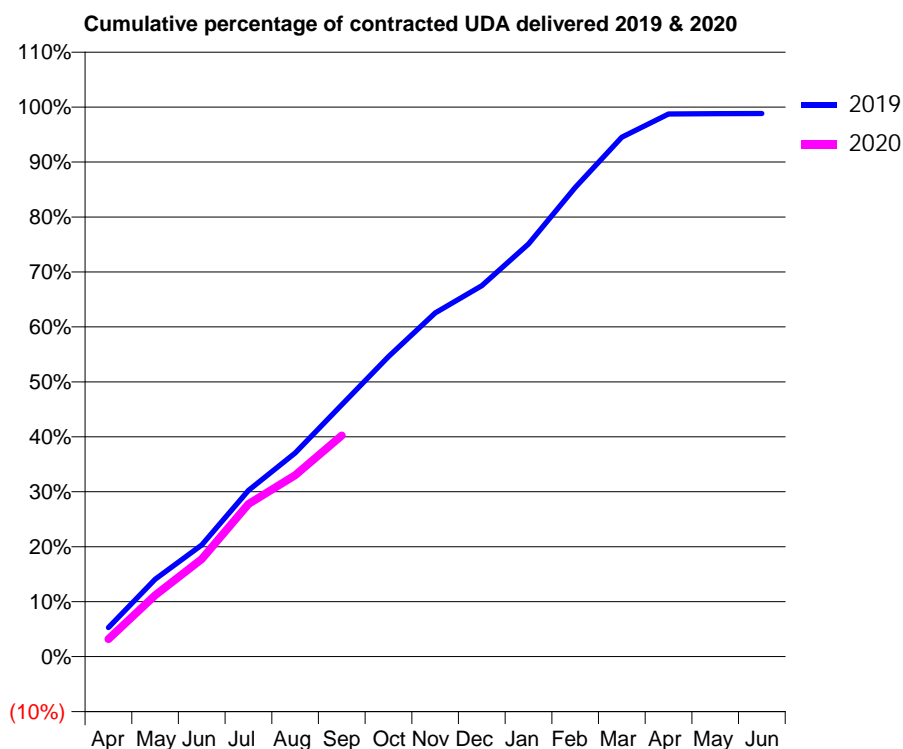
19/20 Contracted general activity (UDA)	10,890
Carry forward general activity (UDA)	128
19/20 Contracted orthodontic activity (UOA)	0
Carry forward orthodontic activity (UOA)	0
Baseline contract value	£333,718.84

ACCESS*

Patients seen in 24 months	Total	Change since previous quarter
Quarter ending September 2018	3,281	
Quarter ending December 2018	3,189	↓
Quarter ending March 2019	3,110	↓
Quarter ending June 2019	3,122	→
Quarter ending September 2019	3,162	→
Variance since September 2018	(3.6%)	↓



ACTIVITY



Month	Adjusted Scheduled Activity (UDA)	
	2019	2020
April	574	348
May	1,535	1,216
June	2,213	1,934
July	3,293	3,024
August	4,037	3,595
September	4,992	4,380
October	5,944	
November	6,813	
December	7,349	
January	8,177	
February	9,295	
March	10,293	
April	10,753	
May	10,761	
June	10,762	

QUALITY

	Quantity	Base Number	Contract	AT	Region	England
% of FP17s for the same patient ID Re-attending within 3 months - Children	7	523	1.3%	11.7%	12.1%	11.5%
% of FP17s for the same patient ID Re-attending within 3 months - Adults	150	2,035	7.4%	14.7%	15.6%	15.4%
% of FP17s for the same patient ID Re-attending between 3 & 9 months - Children	242	523	46.3%	55.2%	61.2%	59.7%
% of FP17s for the same patient ID Re-attending between 3 & 9 months - Adults	1,035	2,035	50.9%	51.5%	54.3%	51.7%
% of FP17s for Band 1 Urgent Courses	109	2,378	4.6%	9.1%	9.1%	9.2%
% of FP17s Relating to Free Repair or Replacements	16	2,378	0.7%	1.2%	0.9%	0.7%
% of FP17s Relating to Continuations	33	2,378	1.4%	1.3%	1.0%	0.8%
% of Patients satisfied with the dentistry they have received	2	2	N/A	95.3%	94.4%	93.5%
% of Patients satisfied with the time they had to wait for an appointment	2	2	N/A	88.2%	88.1%	87.4%

* This is based on patients treated on this contract for their most recent course of treatment. Figures in italics indicate the base number of FP17s or Patient Questionnaire responses are less than 100. N/A is shown where the base number of responses is less than 10 during the period. % is calculated as Quantity/Base number*100

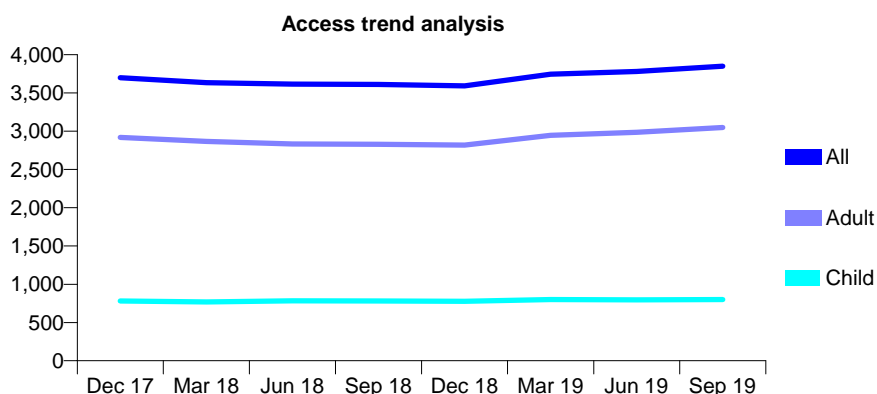
Q45 - Vital Signs At a Glance Contract Report for 661457/0001 - September 2019

Name or company name	MR DM MALPASS
Contract type name	GDS Contract
Purpose of contract	General
Contract start date	01/04/2006
Contract end date	

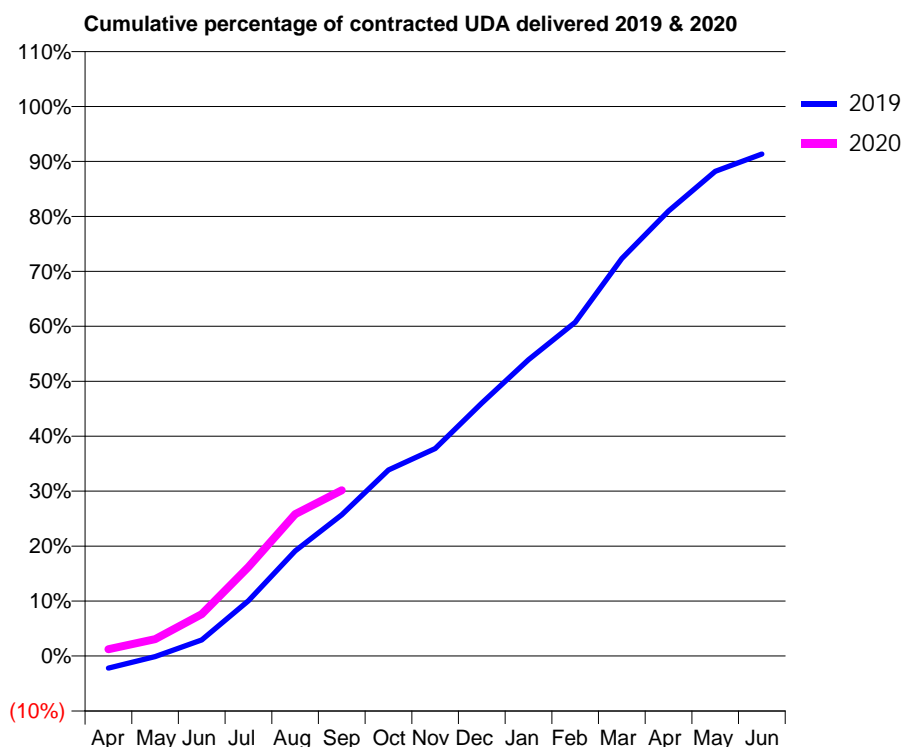
19/20 Contracted general activity (UDA)	10,000
Carry forward general activity (UDA)	0
19/20 Contracted orthodontic activity (UOA)	0
Carry forward orthodontic activity (UOA)	0
Baseline contract value	£306,975.20

ACCESS*

Patients seen in 24 months	Total	Change since previous quarter
Quarter ending September 2018	3,611	
Quarter ending December 2018	3,593	→
Quarter ending March 2019	3,745	↑
Quarter ending June 2019	3,781	→
Quarter ending September 2019	3,850	→
Variance since September 2018	6.6%	↑



ACTIVITY



Month	Adjusted Scheduled Activity (UDA)	
	2019	2020
April	-239	124
May	-13	307
June	314	762
July	1,082	1,622
August	2,059	2,583
September	2,764	3,014
October	3,641	
November	4,063	
December	4,950	
January	5,798	
February	6,532	
March	7,778	
April	8,707	
May	9,487	
June	9,824	

QUALITY

	Quantity	Base Number	Contract	AT	Region	England
% of FP17s for the same patient ID Re-attending within 3 months - Children	27	445	6.1%	11.7%	12.1%	11.5%
% of FP17s for the same patient ID Re-attending within 3 months - Adults	361	2,333	15.5%	14.7%	15.6%	15.4%
% of FP17s for the same patient ID Re-attending between 3 & 9 months - Children	213	445	47.9%	55.2%	61.2%	59.7%
% of FP17s for the same patient ID Re-attending between 3 & 9 months - Adults	1,245	2,333	53.4%	51.5%	54.3%	51.7%
% of FP17s for Band 1 Urgent Courses	139	1,602	8.7%	9.1%	9.1%	9.2%
% of FP17s Relating to Free Repair or Replacements	25	1,602	1.6%	1.2%	0.9%	0.7%
% of FP17s Relating to Continuations	26	1,602	1.6%	1.3%	1.0%	0.8%
% of Patients satisfied with the dentistry they have received	2	2	N/A	95.3%	94.4%	93.5%
% of Patients satisfied with the time they had to wait for an appointment	2	2	N/A	88.2%	88.1%	87.4%

* This is based on patients treated on this contract for their most recent course of treatment. Figures in italics indicate the base number of FP17s or Patient Questionnaire responses are less than 100. N/A is shown where the base number of responses is less than 10 during the period. % is calculated as Quantity/Base number*100

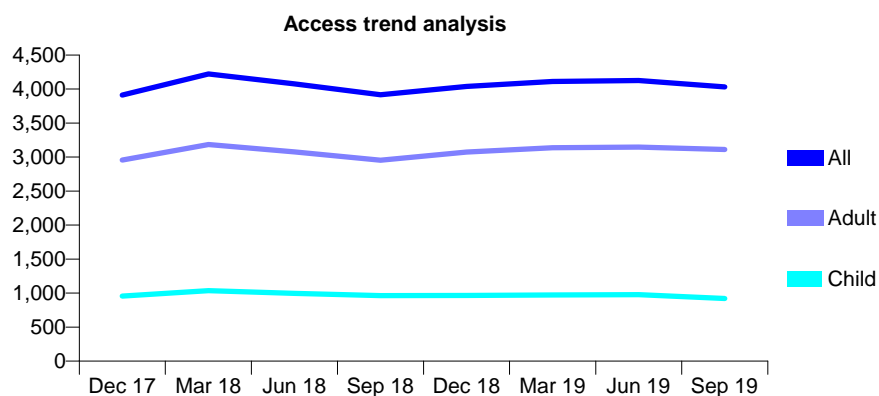
Q45 - Vital Signs At a Glance Contract Report for 661465/0001 - September 2019

Name or company name	Mr M Pearson & Ms J Russell
Contract type name	GDS Contract
Purpose of contract	General and Orthodontic
Contract start date	01/04/2006
Contract end date	

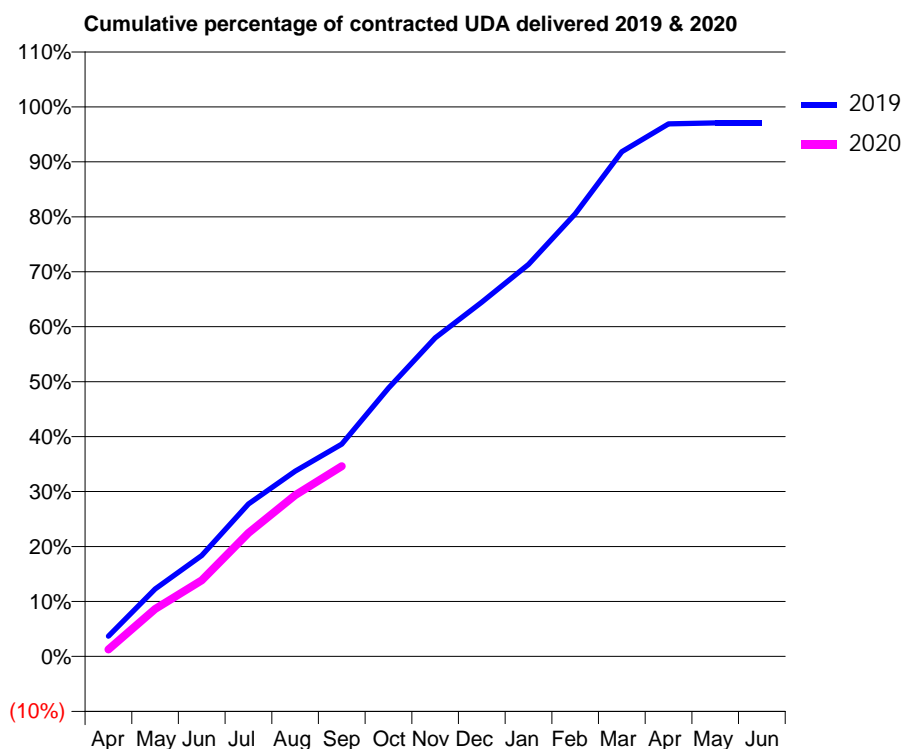
19/20 Contracted general activity (UDA)	15,393
Carry forward general activity (UDA)	450
19/20 Contracted orthodontic activity (UOA)	21
Carry forward orthodontic activity (UOA)	0
Baseline contract value	£475,884.56

ACCESS*

Patients seen in 24 months	Total	Change since previous quarter
Quarter ending September 2018	3,917	
Quarter ending December 2018	4,039	↑
Quarter ending March 2019	4,113	→
Quarter ending June 2019	4,127	→
Quarter ending September 2019	4,033	↓
Variance since September 2018	3.0%	↑



ACTIVITY



Month	2019	2020
April	569	197
May	1,888	1,327
June	2,824	2,131
July	4,271	3,462
August	5,189	4,517
September	5,949	5,328
October	7,517	
November	8,922	
December	9,922	
January	10,979	
February	12,397	
March	14,138	
April	14,919	
May	14,943	
June	14,943	

QUALITY

	Quantity	Base Number	Contract	AT	Region	England
% of FP17s for the same patient ID Re-attending within 3 months - Children	32	864	3.7%	11.7%	12.1%	11.5%
% of FP17s for the same patient ID Re-attending within 3 months - Adults	188	2,452	7.7%	14.7%	15.6%	15.4%
% of FP17s for the same patient ID Re-attending between 3 & 9 months - Children	491	864	56.8%	55.2%	61.2%	59.7%
% of FP17s for the same patient ID Re-attending between 3 & 9 months - Adults	1,313	2,452	53.5%	51.5%	54.3%	51.7%
% of FP17s for Band 1 Urgent Courses	109	2,844	3.8%	9.1%	9.1%	9.2%
% of FP17s Relating to Free Repair or Replacements	38	2,844	1.3%	1.2%	0.9%	0.7%
% of FP17s Relating to Continuations	46	2,844	1.6%	1.3%	1.0%	0.8%
% of Patients satisfied with the dentistry they have received	2	2	N/A	95.3%	94.4%	93.5%
% of Patients satisfied with the time they had to wait for an appointment	2	2	N/A	88.2%	88.1%	87.4%

* This is based on patients treated on this contract for their most recent course of treatment. Figures in italics indicate the base number of FP17s or Patient Questionnaire responses are less than 100. N/A is shown where the base number of responses is less than 10 during the period. % is calculated as Quantity/Base number*100

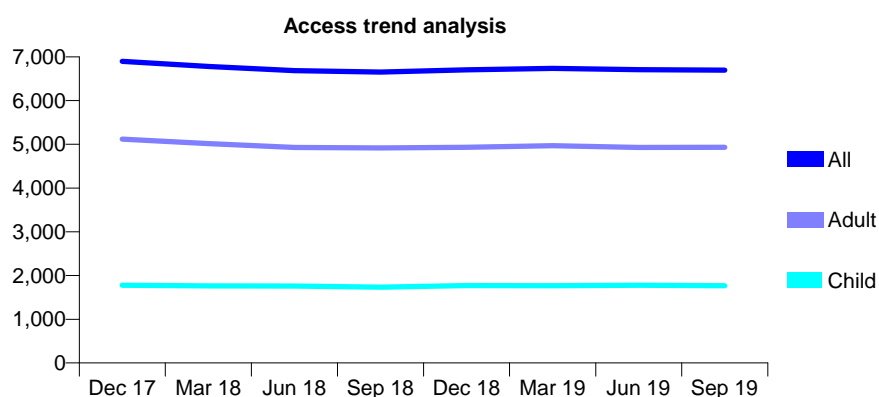
Q45 - Vital Signs At a Glance Contract Report for 675865/0002 - September 2019

Name or company name	Bennisons Dental Practice
Contract type name	GDS Contract
Purpose of contract	General
Contract start date	01/04/2009
Contract end date	

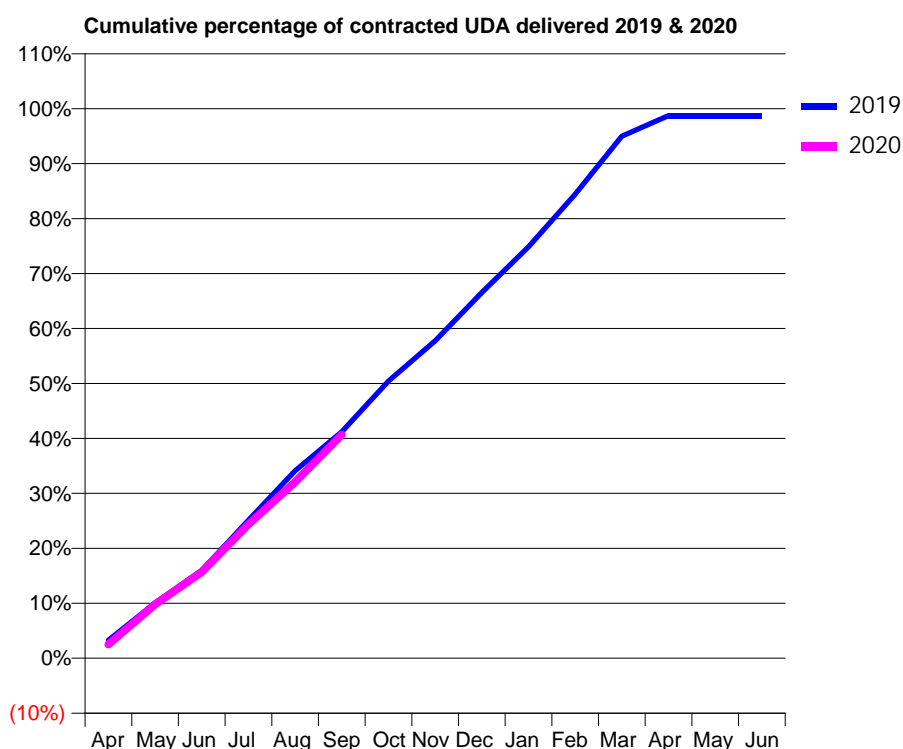
19/20 Contracted general activity (UDA)	18,165
Carry forward general activity (UDA)	232
19/20 Contracted orthodontic activity (UOA)	0
Carry forward orthodontic activity (UOA)	0
Baseline contract value	£467,645.89

ACCESS*

Patients seen in 24 months	Total	Change since previous quarter
Quarter ending September 2018	6,652	
Quarter ending December 2018	6,702	→
Quarter ending March 2019	6,737	→
Quarter ending June 2019	6,706	→
Quarter ending September 2019	6,696	→
Variance since September 2018	0.7%	→



ACTIVITY



Month	2019	2020
April	599	459
May	1,826	1,777
June	2,902	2,850
July	4,566	4,423
August	6,197	5,828
September	7,482	7,387
October	9,159	
November	10,492	
December	12,086	
January	13,595	
February	15,337	
March	17,257	
April	17,933	
May	17,933	
June	17,933	

QUALITY

	Quantity	Base Number	Contract	AT	Region	England
% of FP17s for the same patient ID Re-attending within 3 months - Children	131	1,410	9.3%	11.7%	12.1%	11.5%
% of FP17s for the same patient ID Re-attending within 3 months - Adults	512	3,501	14.6%	14.7%	15.6%	15.4%
% of FP17s for the same patient ID Re-attending between 3 & 9 months - Children	920	1,410	65.2%	55.2%	61.2%	59.7%
% of FP17s for the same patient ID Re-attending between 3 & 9 months - Adults	2,159	3,501	61.7%	51.5%	54.3%	51.7%
% of FP17s for Band 1 Urgent Courses	384	4,385	8.8%	9.1%	9.1%	9.2%
% of FP17s Relating to Free Repair or Replacements	53	4,385	1.2%	1.2%	0.9%	0.7%
% of FP17s Relating to Continuations	42	4,385	1.0%	1.3%	1.0%	0.8%
% of Patients satisfied with the dentistry they have received	14	14	100.0%	95.3%	94.4%	93.5%
% of Patients satisfied with the time they had to wait for an appointment	12	14	85.7%	88.2%	88.1%	87.4%

* This is based on patients treated on this contract for their most recent course of treatment.

Figures in italics indicate the base number of FP17s or Patient Questionnaire responses are less than 100. N/A is shown where the base number of responses is less than 10 during the period. % is calculated as Quantity/Base number*100

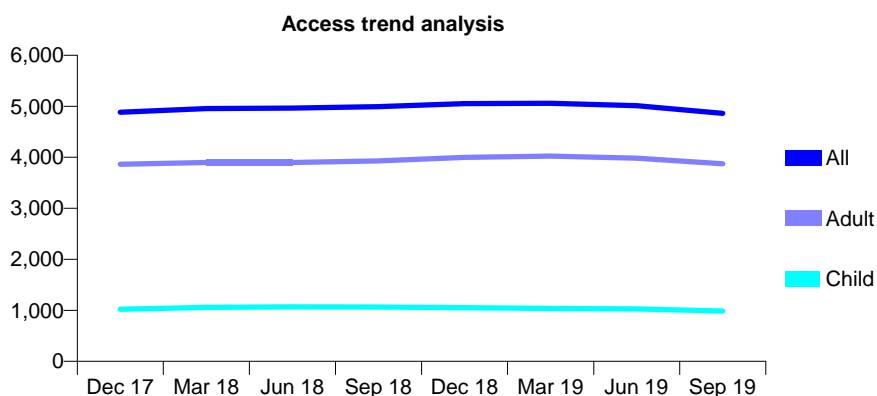
Q45 - Vital Signs At a Glance Contract Report for 676179/0001 - September 2019

Name or company name	MR BA KRAGNES
Contract type name	GDS Contract
Purpose of contract	General and Orthodontic
Contract start date	01/04/2006
Contract end date	

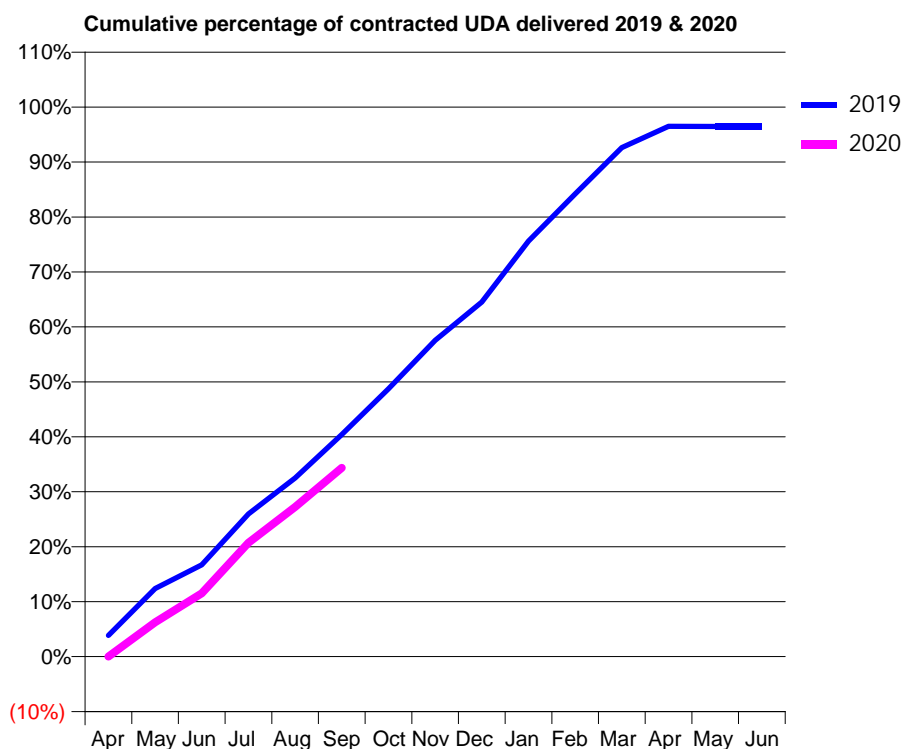
19/20 Contracted general activity (UDA)	13,000
Carry forward general activity (UDA)	457
19/20 Contracted orthodontic activity (UOA)	0
Carry forward orthodontic activity (UOA)	0
Baseline contract value	£313,014.66

ACCESS*

Patients seen in 24 months	Total	Change since previous quarter
Quarter ending September 2018	4,992	
Quarter ending December 2018	5,052	→
Quarter ending March 2019	5,059	→
Quarter ending June 2019	5,011	→
Quarter ending September 2019	4,862	↓
Variance since September 2018	(2.6%)	↓



ACTIVITY



Month	Adjusted Scheduled Activity (UDA)	
	2019	2020
April	502	-1
May	1,612	811
June	2,173	1,497
July	3,377	2,695
August	4,228	3,541
September	5,254	4,466
October	6,337	
November	7,485	
December	8,388	
January	9,831	
February	10,948	
March	12,041	
April	12,543	
May	12,542	
June	12,542	

QUALITY

	Quantity	Base Number	Contract	AT	Region	England
% of FP17s for the same patient ID Re-attending within 3 months - Children	33	561	5.9%	11.7%	12.1%	11.5%
% of FP17s for the same patient ID Re-attending within 3 months - Adults	319	2,277	14.0%	14.7%	15.6%	15.4%
% of FP17s for the same patient ID Re-attending between 3 & 9 months - Children	270	561	48.1%	55.2%	61.2%	59.7%
% of FP17s for the same patient ID Re-attending between 3 & 9 months - Adults	1,269	2,277	55.7%	51.5%	54.3%	51.7%
% of FP17s for Band 1 Urgent Courses	111	2,597	4.3%	9.1%	9.1%	9.2%
% of FP17s Relating to Free Repair or Replacements	16	2,597	0.6%	1.2%	0.9%	0.7%
% of FP17s Relating to Continuations	68	2,597	2.6%	1.3%	1.0%	0.8%
% of Patients satisfied with the dentistry they have received	4	4	N/A	95.3%	94.4%	93.5%
% of Patients satisfied with the time they had to wait for an appointment	4	4	N/A	88.2%	88.1%	87.4%

* This is based on patients treated on this contract for their most recent course of treatment. Figures in italics indicate the base number of FP17s or Patient Questionnaire responses are less than 100. N/A is shown where the base number of responses is less than 10 during the period. % is calculated as Quantity/Base number*100

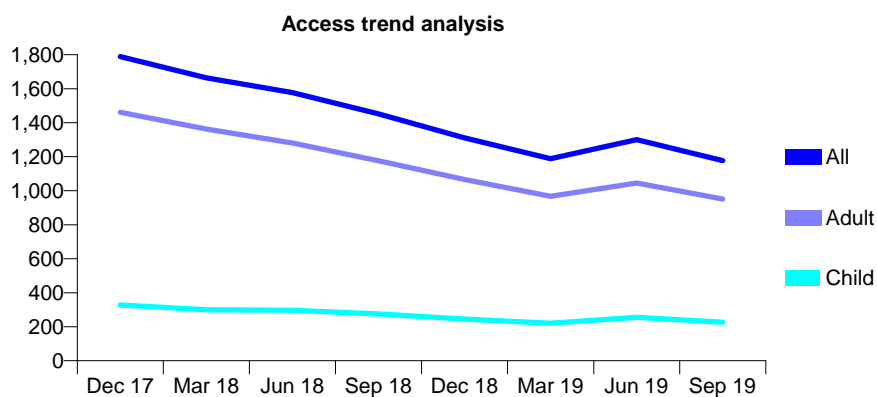
Q45 - Vital Signs At a Glance Contract Report for 686743/0002 - September 2019

Name or company name	MR HS BASRA
Contract type name	GDS Contract
Purpose of contract	General
Contract start date	22/09/2013
Contract end date	

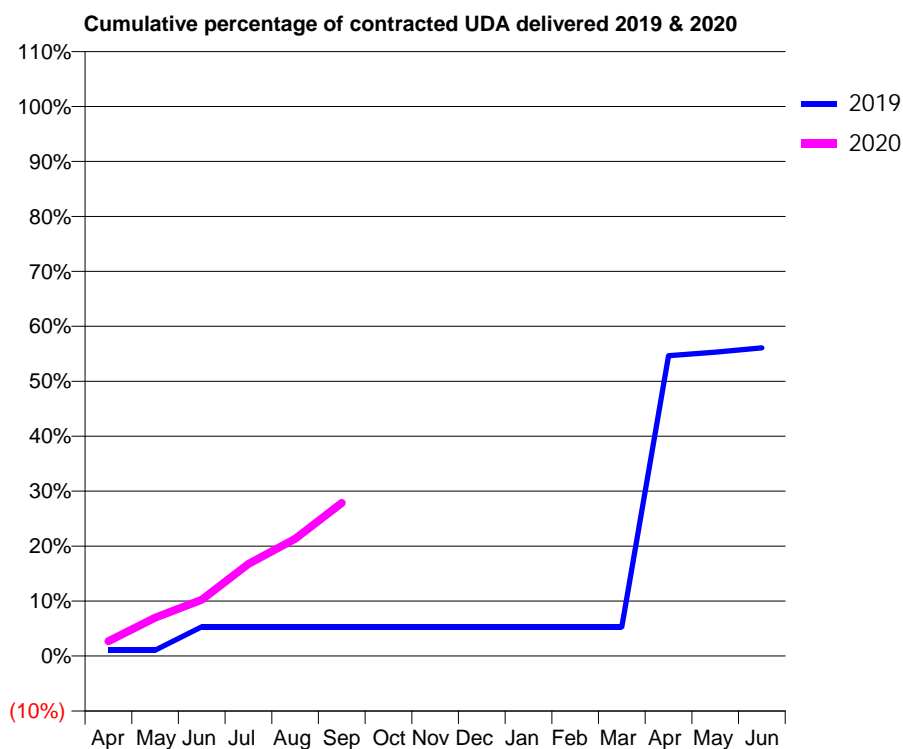
19/20 Contracted general activity (UDA)	5,199
Carry forward general activity (UDA)	0
19/20 Contracted orthodontic activity (UOA)	0
Carry forward orthodontic activity (UOA)	0
Baseline contract value	£174,555.18

ACCESS*

Patients seen in 24 months	Total	Change since previous quarter
Quarter ending September 2018	1,452	
Quarter ending December 2018	1,311	↓
Quarter ending March 2019	1,188	↓
Quarter ending June 2019	1,300	↑
Quarter ending September 2019	1,177	↓
Variance since September 2018	(18.9%)	↓



ACTIVITY



Month	Adjusted Scheduled Activity (UDA)	
	2019	2020
April	56	141
May	56	362
June	277	533
July	277	871
August	277	1,110
September	277	1,448
October	277	
November	277	
December	277	
January	277	
February	277	
March	277	
April	2,840	
May	2,875	
June	2,915	

QUALITY

	Quantity	Base Number	Contract	AT	Region	England
% of FP17s for the same patient ID Re-attending within 3 months - Children	30	314	9.6%	11.7%	12.1%	11.5%
% of FP17s for the same patient ID Re-attending within 3 months - Adults	222	1,311	16.9%	14.7%	15.6%	15.4%
% of FP17s for the same patient ID Re-attending between 3 & 9 months - Children	133	314	42.4%	55.2%	61.2%	59.7%
% of FP17s for the same patient ID Re-attending between 3 & 9 months - Adults	543	1,311	41.4%	51.5%	54.3%	51.7%
% of FP17s for Band 1 Urgent Courses	6	586	1.0%	9.1%	9.1%	9.2%
% of FP17s Relating to Free Repair or Replacements	17	586	2.9%	1.2%	0.9%	0.7%
% of FP17s Relating to Continuations	8	586	1.4%	1.3%	1.0%	0.8%
% of Patients satisfied with the dentistry they have received	0	0	N/A	95.3%	94.4%	93.5%
% of Patients satisfied with the time they had to wait for an appointment	0	0	N/A	88.2%	88.1%	87.4%

* This is based on patients treated on this contract for their most recent course of treatment. Figures in italics indicate the base number of FP17s or Patient Questionnaire responses are less than 100. N/A is shown where the base number of responses is less than 10 during the period. % is calculated as Quantity/Base number*100

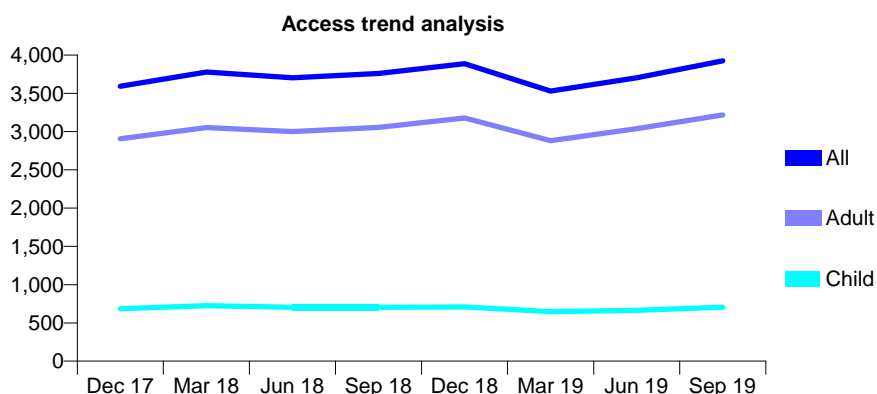
Q45 - Vital Signs At a Glance Contract Report for 692093/0002 - September 2019

Name or company name	MR N AGGARWAL
Contract type name	GDS Contract
Purpose of contract	General
Contract start date	01/12/2012
Contract end date	

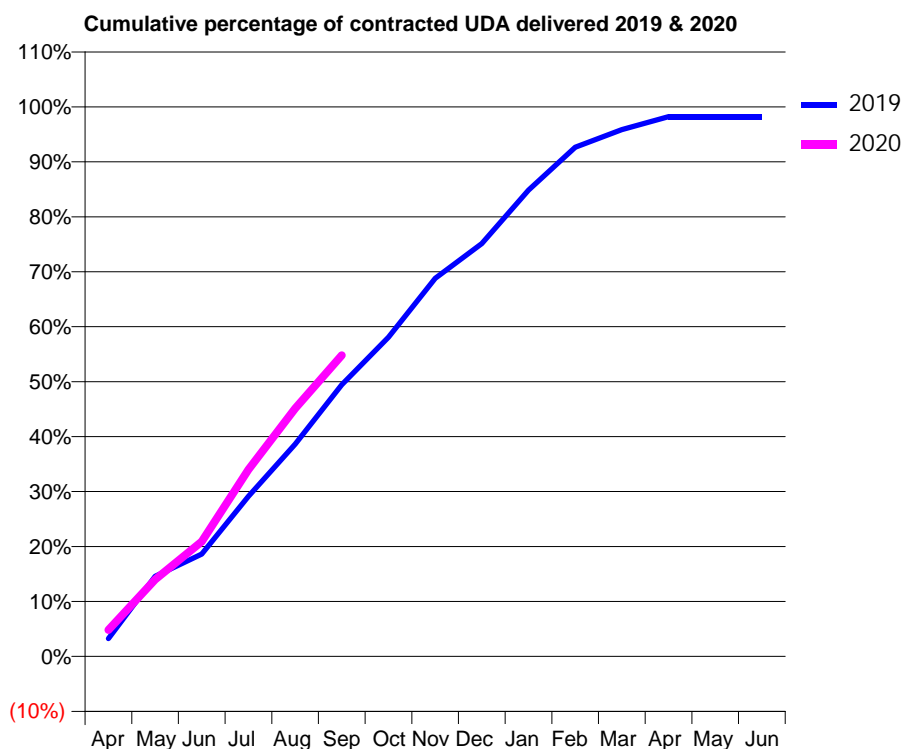
19/20 Contracted general activity (UDA)	11,162
Carry forward general activity (UDA)	199
19/20 Contracted orthodontic activity (UOA)	0
Carry forward orthodontic activity (UOA)	0
Baseline contract value	£355,722.78

ACCESS*

Patients seen in 24 months	Total	Change since previous quarter
Quarter ending September 2018	3,758	
Quarter ending December 2018	3,888	↑
Quarter ending March 2019	3,528	↓
Quarter ending June 2019	3,702	↑
Quarter ending September 2019	3,924	↑
Variance since September 2018	4.4%	↑



ACTIVITY



Month	2019	2020
April	361	538
May	1,626	1,561
June	2,078	2,335
July	3,251	3,795
August	4,313	5,036
September	5,518	6,114
October	6,483	
November	7,680	
December	8,385	
January	9,470	
February	10,344	
March	10,701	
April	10,963	
May	10,963	
June	10,963	

QUALITY

	Quantity	Base Number	Contract	AT	Region	England
% of FP17s for the same patient ID Re-attending within 3 months - Children	16	431	3.7%	11.7%	12.1%	11.5%
% of FP17s for the same patient ID Re-attending within 3 months - Adults	123	1,971	6.2%	14.7%	15.6%	15.4%
% of FP17s for the same patient ID Re-attending between 3 & 9 months - Children	171	431	39.7%	55.2%	61.2%	59.7%
% of FP17s for the same patient ID Re-attending between 3 & 9 months - Adults	763	1,971	38.7%	51.5%	54.3%	51.7%
% of FP17s for Band 1 Urgent Courses	51	2,309	2.2%	9.1%	9.1%	9.2%
% of FP17s Relating to Free Repair or Replacements	11	2,309	0.5%	1.2%	0.9%	0.7%
% of FP17s Relating to Continuations	29	2,309	1.3%	1.3%	1.0%	0.8%
% of Patients satisfied with the dentistry they have received	1	1	N/A	95.3%	94.4%	93.5%
% of Patients satisfied with the time they had to wait for an appointment	1	1	N/A	88.2%	88.1%	87.4%

* This is based on patients treated on this contract for their most recent course of treatment. Figures in italics indicate the base number of FP17s or Patient Questionnaire responses are less than 100. N/A is shown where the base number of responses is less than 10 during the period. % is calculated as Quantity/Base number*100

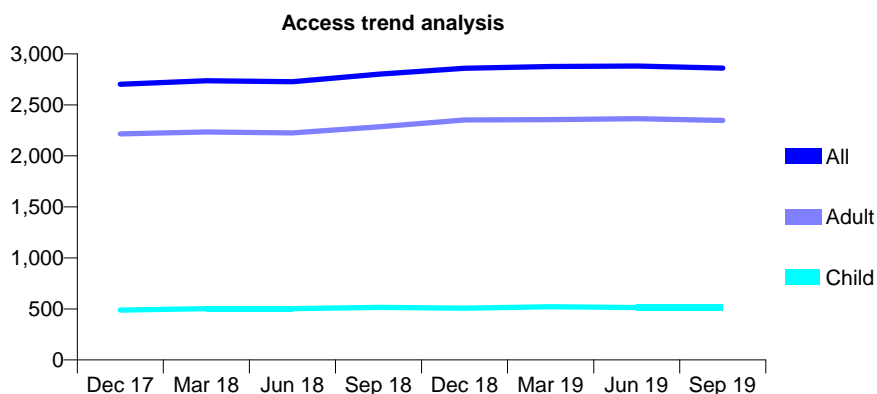
Q45 - Vital Signs At a Glance Contract Report for 712698/0001 - September 2019

Name or company name	MISS KL WILLOUGHBY
Contract type name	GDS Contract
Purpose of contract	General
Contract start date	01/04/2014
Contract end date	

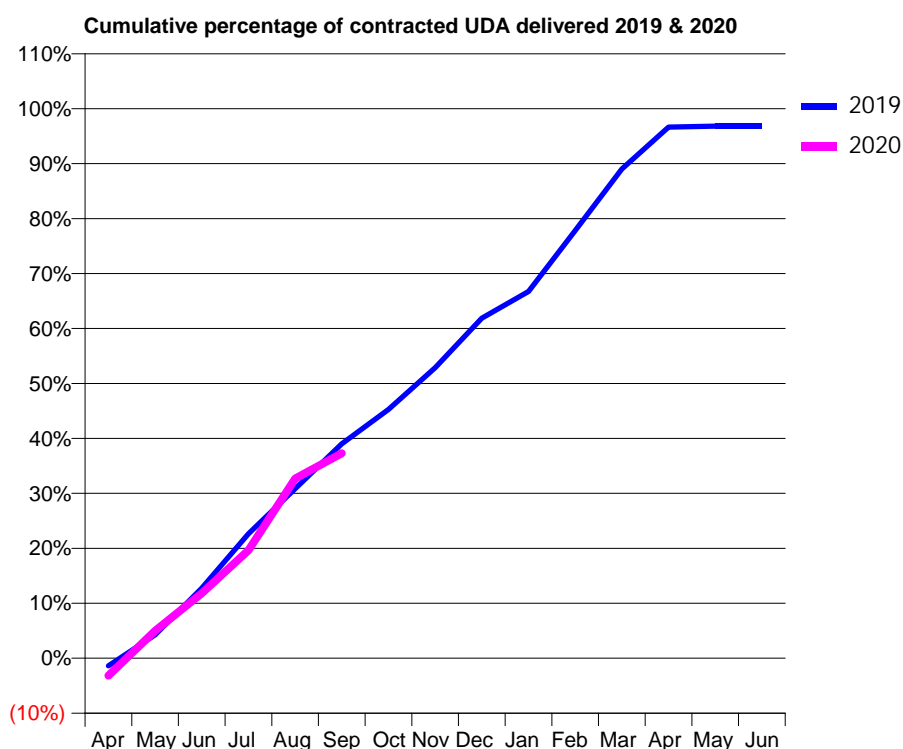
19/20 Contracted general activity (UDA)	8,461
Carry forward general activity (UDA)	269
19/20 Contracted orthodontic activity (UOA)	0
Carry forward orthodontic activity (UOA)	0
Baseline contract value	£200,941.39

ACCESS*

Patients seen in 24 months	Total	Change since previous quarter
Quarter ending September 2018	2,800	
Quarter ending December 2018	2,860	↑
Quarter ending March 2019	2,876	→
Quarter ending June 2019	2,880	→
Quarter ending September 2019	2,861	→
Variance since September 2018	2.2%	↑



ACTIVITY



Month	2019	2020
April	-119	-269
May	361	422
June	1,080	999
July	1,917	1,662
August	2,610	2,767
September	3,301	3,155
October	3,830	
November	4,472	
December	5,235	
January	5,647	
February	6,585	
March	7,529	
April	8,177	
May	8,191	
June	8,191	

QUALITY

	Quantity	Base Number	Contract	AT	Region	England
% of FP17s for the same patient ID Re-attending within 3 months - Children	28	392	7.1%	11.7%	12.1%	11.5%
% of FP17s for the same patient ID Re-attending within 3 months - Adults	165	1,495	11.0%	14.7%	15.6%	15.4%
% of FP17s for the same patient ID Re-attending between 3 & 9 months - Children	232	392	59.2%	55.2%	61.2%	59.7%
% of FP17s for the same patient ID Re-attending between 3 & 9 months - Adults	827	1,495	55.3%	51.5%	54.3%	51.7%
% of FP17s for Band 1 Urgent Courses	145	1,652	8.8%	9.1%	9.1%	9.2%
% of FP17s Relating to Free Repair or Replacements	12	1,652	0.7%	1.2%	0.9%	0.7%
% of FP17s Relating to Continuations	6	1,652	0.4%	1.3%	1.0%	0.8%
% of Patients satisfied with the dentistry they have received	0	0	N/A	95.3%	94.4%	93.5%
% of Patients satisfied with the time they had to wait for an appointment	0	0	N/A	88.2%	88.1%	87.4%

* This is based on patients treated on this contract for their most recent course of treatment.

Figures in italics indicate the base number of FP17s or Patient Questionnaire responses are less than 100. N/A is shown where the base number of responses is less than 10 during the period. % is calculated as Quantity/Base number*100

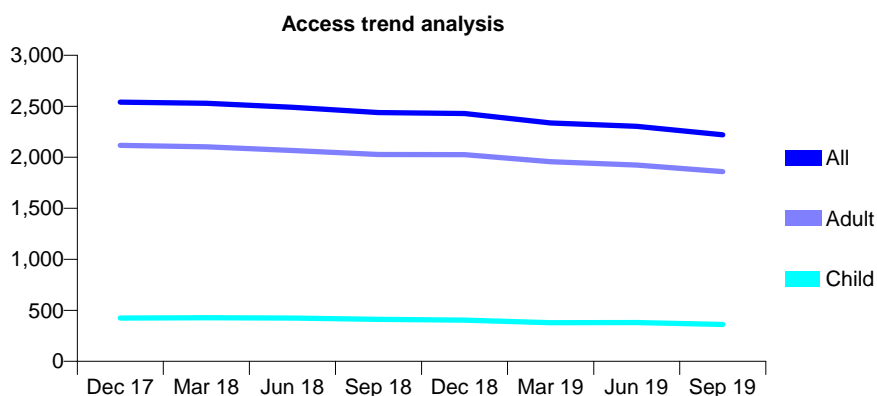
Q45 - Vital Signs At a Glance Contract Report for 728306/0002 - September 2019

Name or company name	MR MW ALEXANDER
Contract type name	GDS Contract
Purpose of contract	General
Contract start date	30/04/2012
Contract end date	

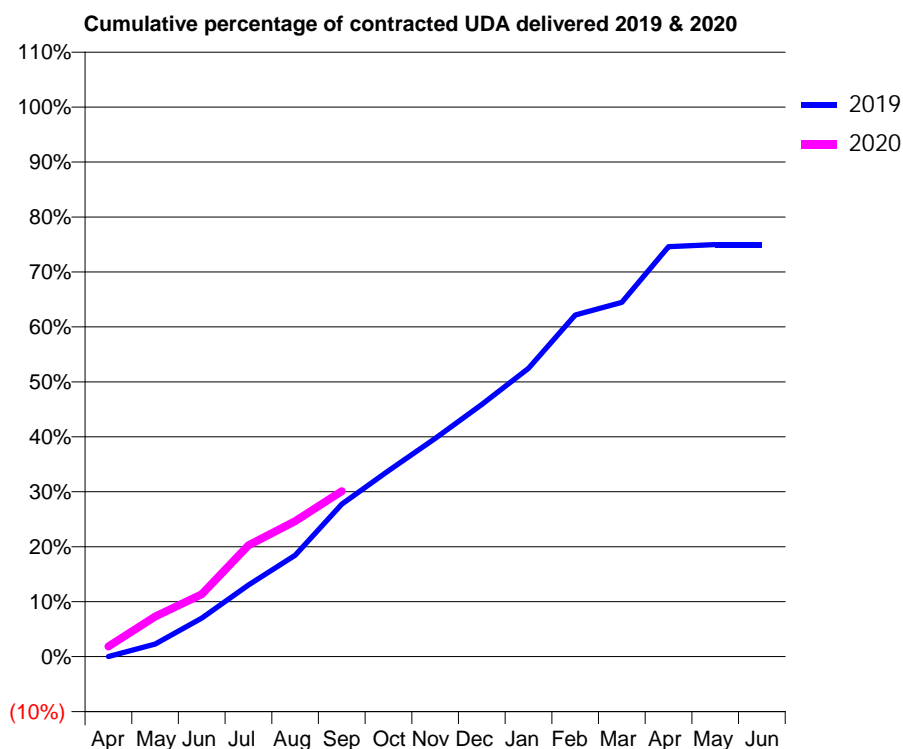
19/20 Contracted general activity (UDA)	9,000
Carry forward general activity (UDA)	0
19/20 Contracted orthodontic activity (UOA)	0
Carry forward orthodontic activity (UOA)	0
Baseline contract value	£197,052.04

ACCESS*

Patients seen in 24 months	Total	Change since previous quarter
Quarter ending September 2018	2,439	
Quarter ending December 2018	2,430	→
Quarter ending March 2019	2,337	↓
Quarter ending June 2019	2,304	↓
Quarter ending September 2019	2,220	↓
Variance since September 2018	(9.0%)	↓



ACTIVITY



Month	Adjusted Scheduled Activity (UDA)	
	2019	2020
April	1	167
May	206	657
June	630	1,021
July	1,174	1,823
August	1,662	2,220
September	2,497	2,709
October	3,045	
November	3,575	
December	4,128	
January	4,723	
February	5,595	
March	5,801	
April	6,712	
May	6,748	
June	6,748	

QUALITY

	Quantity	Base Number	Contract	AT	Region	England
% of FP17s for the same patient ID Re-attending within 3 months - Children	7	198	3.5%	11.7%	12.1%	11.5%
% of FP17s for the same patient ID Re-attending within 3 months - Adults	138	1,005	13.7%	14.7%	15.6%	15.4%
% of FP17s for the same patient ID Re-attending between 3 & 9 months - Children	82	198	41.4%	55.2%	61.2%	59.7%
% of FP17s for the same patient ID Re-attending between 3 & 9 months - Adults	398	1,005	39.6%	51.5%	54.3%	51.7%
% of FP17s for Band 1 Urgent Courses	73	951	7.7%	9.1%	9.1%	9.2%
% of FP17s Relating to Free Repair or Replacements	9	951	0.9%	1.2%	0.9%	0.7%
% of FP17s Relating to Continuations	15	951	1.6%	1.3%	1.0%	0.8%
% of Patients satisfied with the dentistry they have received	0	0	N/A	95.3%	94.4%	93.5%
% of Patients satisfied with the time they had to wait for an appointment	0	0	N/A	88.2%	88.1%	87.4%

* This is based on patients treated on this contract for their most recent course of treatment. Figures in italics indicate the base number of FP17s or Patient Questionnaire responses are less than 100. N/A is shown where the base number of responses is less than 10 during the period. % is calculated as Quantity/Base number*100

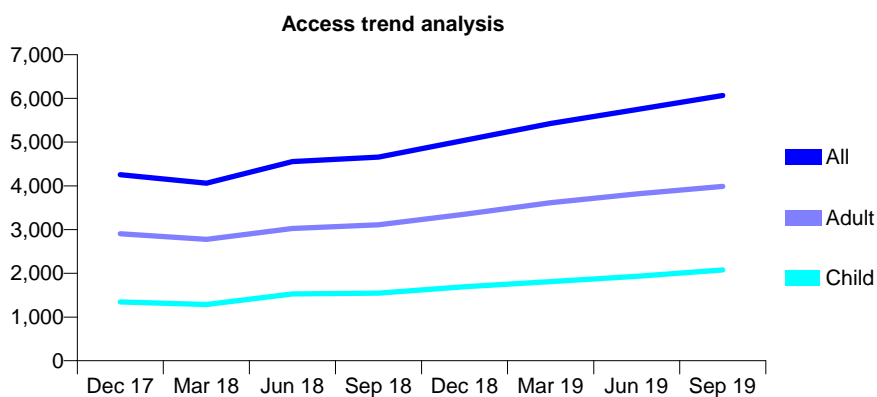
Q45 - Vital Signs At a Glance Contract Report for 732621/0001 - September 2019

Name or company name	Ladhar, Ladhar and Dinsdale
Contract type name	GDS Contract
Purpose of contract	General
Contract start date	01/04/2006
Contract end date	

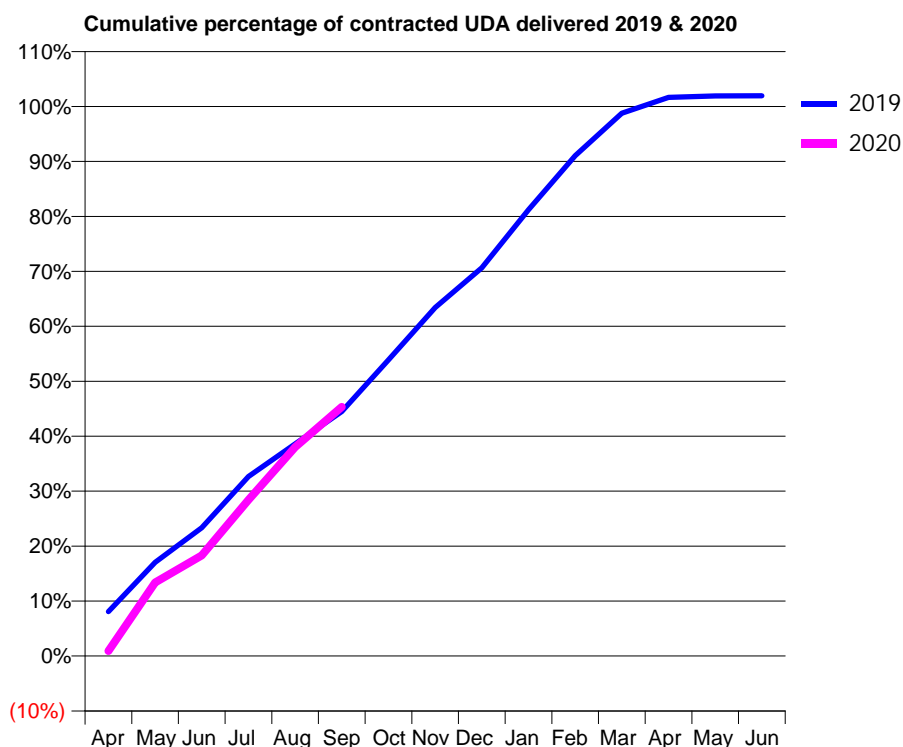
19/20 Contracted general activity (UDA)	26,855
Carry forward general activity (UDA)	-242
19/20 Contracted orthodontic activity (UOA)	0
Carry forward orthodontic activity (UOA)	0
Baseline contract value	£663,114.00

ACCESS*

Patients seen in 24 months	Total	Change since previous quarter
Quarter ending September 2018	4,659	
Quarter ending December 2018	5,041	↑
Quarter ending March 2019	5,427	↑
Quarter ending June 2019	5,746	↑
Quarter ending September 2019	6,067	↑
Variance since September 2018	30.2%	↑



ACTIVITY



Month	Adjusted Scheduled Activity (UDA)	
	2019	2020
April	1,631	242
May	3,436	3,592
June	4,698	4,914
July	6,585	7,627
August	7,776	10,207
September	8,965	12,178
October	10,855	
November	12,776	
December	14,228	
January	16,363	
February	18,345	
March	19,899	
April	20,479	
May	20,532	
June	20,536	

QUALITY

	Quantity	Base Number	Contract	AT	Region	England
% of FP17s for the same patient ID Re-attending within 3 months - Children	124	1,823	6.8%	11.7%	12.1%	11.5%
% of FP17s for the same patient ID Re-attending within 3 months - Adults	543	3,017	18.0%	14.7%	15.6%	15.4%
% of FP17s for the same patient ID Re-attending between 3 & 9 months - Children	999	1,823	54.8%	55.2%	61.2%	59.7%
% of FP17s for the same patient ID Re-attending between 3 & 9 months - Adults	1,366	3,017	45.3%	51.5%	54.3%	51.7%
% of FP17s for Band 1 Urgent Courses	477	4,567	10.4%	9.1%	9.1%	9.2%
% of FP17s Relating to Free Repair or Replacements	49	4,567	1.1%	1.2%	0.9%	0.7%
% of FP17s Relating to Continuations	87	4,567	1.9%	1.3%	1.0%	0.8%
% of Patients satisfied with the dentistry they have received	0	0	N/A	95.3%	94.4%	93.5%
% of Patients satisfied with the time they had to wait for an appointment	0	0	N/A	88.2%	88.1%	87.4%

* This is based on patients treated on this contract for their most recent course of treatment.

Figures in italics indicate the base number of FP17s or Patient Questionnaire responses are less than 100. N/A is shown where the base number of responses is less than 10 during the period. % is calculated as Quantity/Base number*100

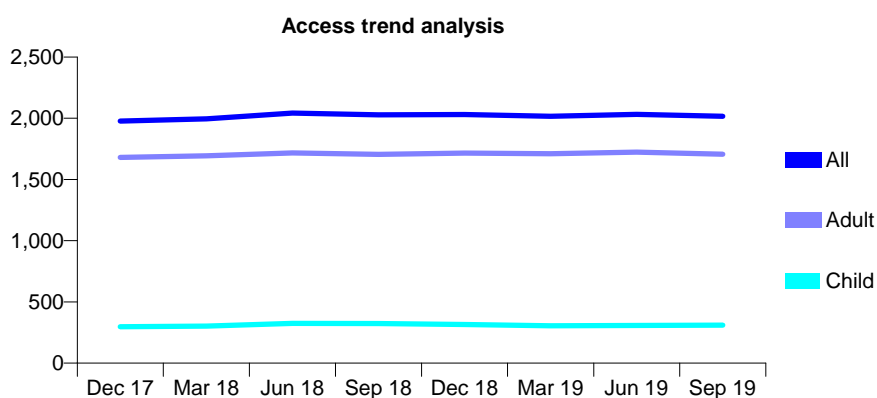
Q45 - Vital Signs At a Glance Contract Report for 739170/0001 - September 2019

Name or company name	MR RS ELSTON
Contract type name	GDS Contract
Purpose of contract	General and Orthodontic
Contract start date	01/04/2006
Contract end date	

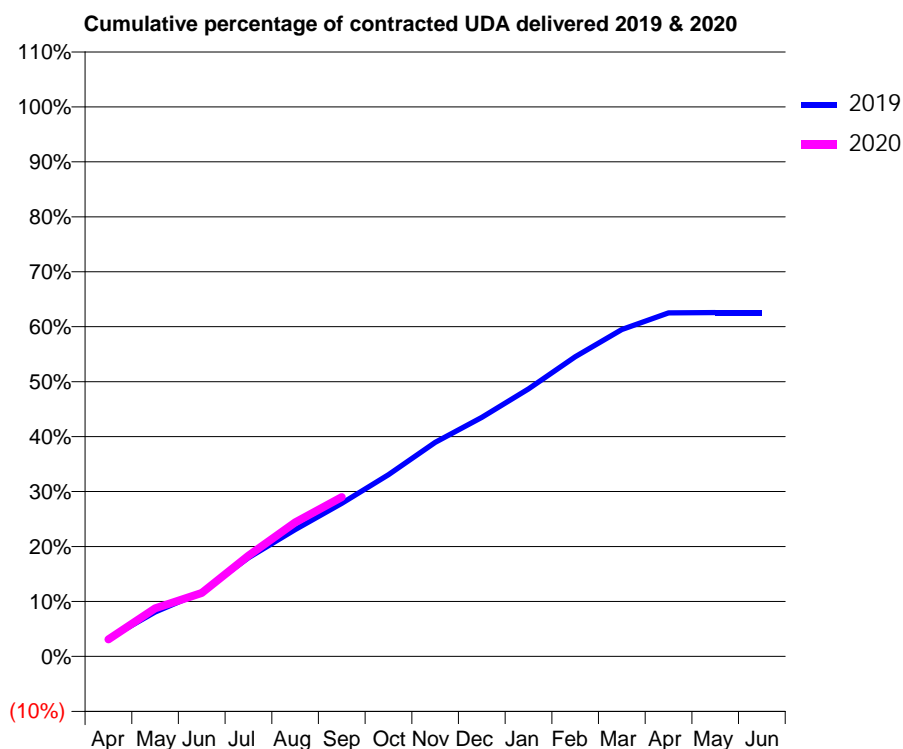
19/20 Contracted general activity (UDA)	13,622
Carry forward general activity (UDA)	0
19/20 Contracted orthodontic activity (UOA)	103
Carry forward orthodontic activity (UOA)	-2
Baseline contract value	£329,641.59

ACCESS*

Patients seen in 24 months	Total	Change since previous quarter
Quarter ending September 2018	2,028	
Quarter ending December 2018	2,031	→
Quarter ending March 2019	2,017	→
Quarter ending June 2019	2,032	→
Quarter ending September 2019	2,016	→
Variance since September 2018	(0.6%)	→



ACTIVITY



Month	2019	2020
April	438	426
May	1,104	1,193
June	1,594	1,573
July	2,449	2,498
August	3,146	3,324
September	3,798	3,948
October	4,505	
November	5,309	
December	5,926	
January	6,631	
February	7,428	
March	8,105	
April	8,518	
May	8,525	
June	8,525	

QUALITY

	Quantity	Base Number	Contract	AT	Region	England
% of FP17s for the same patient ID Re-attending within 3 months - Children	62	311	19.9%	11.7%	12.1%	11.5%
% of FP17s for the same patient ID Re-attending within 3 months - Adults	331	1,414	23.4%	14.7%	15.6%	15.4%
% of FP17s for the same patient ID Re-attending between 3 & 9 months - Children	161	311	51.8%	55.2%	61.2%	59.7%
% of FP17s for the same patient ID Re-attending between 3 & 9 months - Adults	783	1,414	55.4%	51.5%	54.3%	51.7%
% of FP17s for Band 1 Urgent Courses	23	1,538	1.5%	9.1%	9.1%	9.2%
% of FP17s Relating to Free Repair or Replacements	9	1,538	0.6%	1.2%	0.9%	0.7%
% of FP17s Relating to Continuations	130	1,538	8.5%	1.3%	1.0%	0.8%
% of Patients satisfied with the dentistry they have received	5	5	N/A	95.3%	94.4%	93.5%
% of Patients satisfied with the time they had to wait for an appointment	5	5	N/A	88.2%	88.1%	87.4%

* This is based on patients treated on this contract for their most recent course of treatment. Figures in italics indicate the base number of FP17s or Patient Questionnaire responses are less than 100. N/A is shown where the base number of responses is less than 10 during the period. % is calculated as Quantity/Base number*100

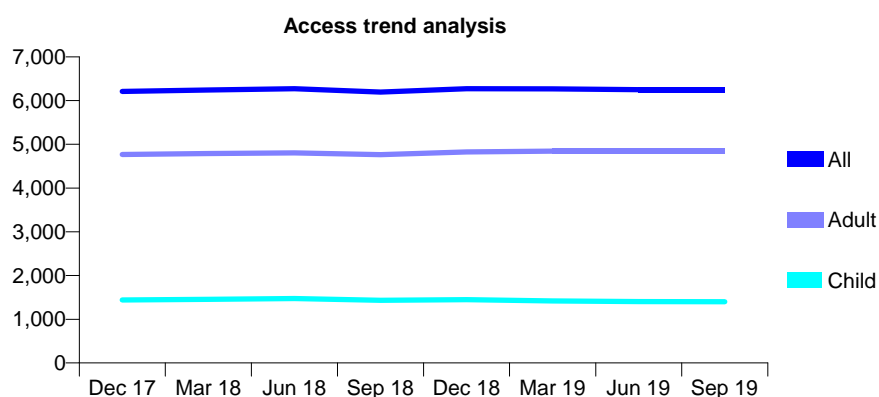
Q45 - Vital Signs At a Glance Contract Report for 742376/0001 - September 2019

Name or company name	MR SA HETHERINGTON
Contract type name	GDS Contract
Purpose of contract	General
Contract start date	01/04/2006
Contract end date	

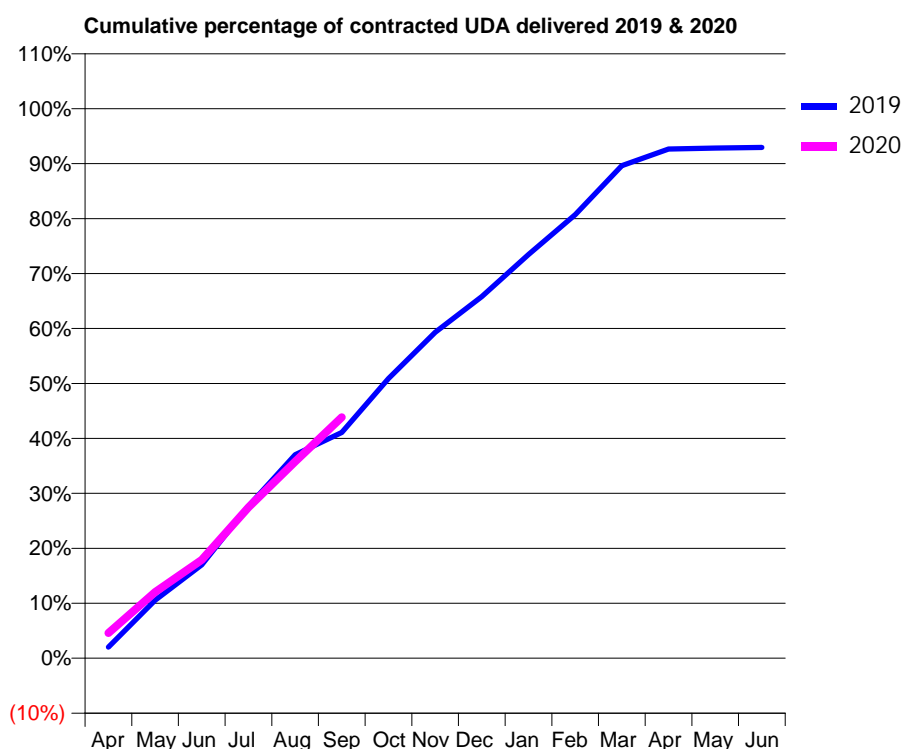
19/20 Contracted general activity (UDA)	16,232
Carry forward general activity (UDA)	0
19/20 Contracted orthodontic activity (UOA)	0
Carry forward orthodontic activity (UOA)	0
Baseline contract value	£401,920.25

ACCESS*

Patients seen in 24 months	Total	Change since previous quarter
Quarter ending September 2018	6,195	
Quarter ending December 2018	6,273	→
Quarter ending March 2019	6,267	→
Quarter ending June 2019	6,251	→
Quarter ending September 2019	6,249	→
Variance since September 2018	0.9%	→



ACTIVITY



Month	2019	2020
April	330	747
May	1,714	1,954
June	2,761	2,903
July	4,493	4,459
August	6,012	5,809
September	6,668	7,114
October	8,263	
November	9,630	
December	10,682	
January	11,927	
February	13,099	
March	14,549	
April	15,038	
May	15,067	
June	15,085	

QUALITY

	Quantity	Base Number	Contract	AT	Region	England
% of FP17s for the same patient ID Re-attending within 3 months - Children	42	726	5.8%	11.7%	12.1%	11.5%
% of FP17s for the same patient ID Re-attending within 3 months - Adults	501	2,740	18.3%	14.7%	15.6%	15.4%
% of FP17s for the same patient ID Re-attending between 3 & 9 months - Children	204	726	28.1%	55.2%	61.2%	59.7%
% of FP17s for the same patient ID Re-attending between 3 & 9 months - Adults	906	2,740	33.1%	51.5%	54.3%	51.7%
% of FP17s for Band 1 Urgent Courses	503	3,244	15.5%	9.1%	9.1%	9.2%
% of FP17s Relating to Free Repair or Replacements	52	3,244	1.6%	1.2%	0.9%	0.7%
% of FP17s Relating to Continuations	117	3,244	3.6%	1.3%	1.0%	0.8%
% of Patients satisfied with the dentistry they have received	2	2	N/A	95.3%	94.4%	93.5%
% of Patients satisfied with the time they had to wait for an appointment	2	2	N/A	88.2%	88.1%	87.4%

* This is based on patients treated on this contract for their most recent course of treatment.

Figures in italics indicate the base number of FP17s or Patient Questionnaire responses are less than 100. N/A is shown where the base number of responses is less than 10 during the period. % is calculated as Quantity/Base number*100

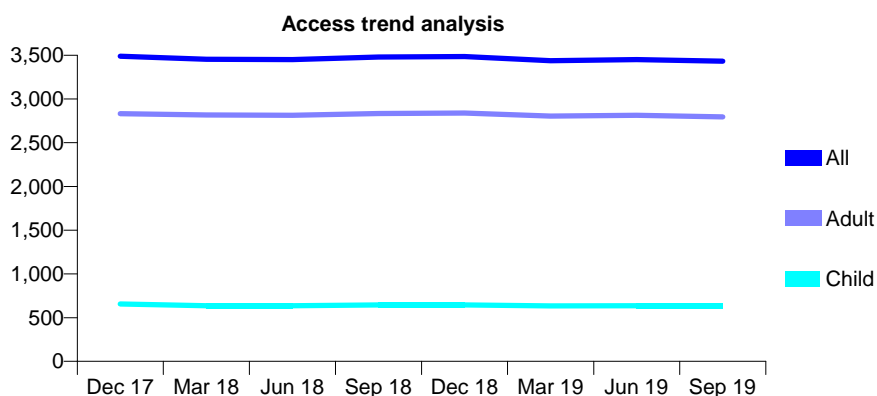
Q45 - Vital Signs At a Glance Contract Report for 742562/0001 - September 2019

Name or company name	MR NL CREES
Contract type name	GDS Contract
Purpose of contract	General and Orthodontic
Contract start date	01/04/2006
Contract end date	

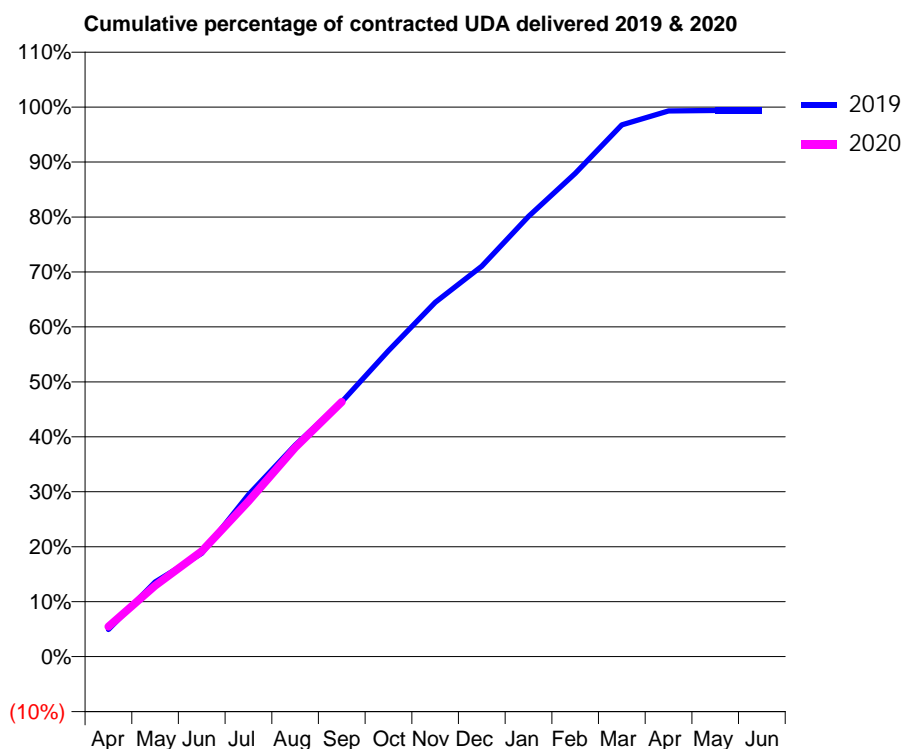
19/20 Contracted general activity (UDA)	10,425
Carry forward general activity (UDA)	63
19/20 Contracted orthodontic activity (UOA)	0
Carry forward orthodontic activity (UOA)	0
Baseline contract value	£262,668.62

ACCESS*

Patients seen in 24 months	Total	Change since previous quarter
Quarter ending September 2018	3,479	
Quarter ending December 2018	3,485	→
Quarter ending March 2019	3,438	↓
Quarter ending June 2019	3,451	→
Quarter ending September 2019	3,432	→
Variance since September 2018	(1.4%)	↓



ACTIVITY



Month	Adjusted Scheduled Activity (UDA)	
	2019	2020
April	516	570
May	1,415	1,346
June	1,959	2,000
July	3,073	2,947
August	4,013	3,966
September	4,833	4,834
October	5,802	
November	6,721	
December	7,407	
January	8,349	
February	9,166	
March	10,089	
April	10,350	
May	10,362	
June	10,362	

QUALITY

	Quantity	Base Number	Contract	AT	Region	England
% of FP17s for the same patient ID Re-attending within 3 months - Children	44	483	9.1%	11.7%	12.1%	11.5%
% of FP17s for the same patient ID Re-attending within 3 months - Adults	292	2,008	14.5%	14.7%	15.6%	15.4%
% of FP17s for the same patient ID Re-attending between 3 & 9 months - Children	271	483	56.1%	55.2%	61.2%	59.7%
% of FP17s for the same patient ID Re-attending between 3 & 9 months - Adults	1,114	2,008	55.5%	51.5%	54.3%	51.7%
% of FP17s for Band 1 Urgent Courses	188	2,376	7.9%	9.1%	9.1%	9.2%
% of FP17s Relating to Free Repair or Replacements	21	2,376	0.9%	1.2%	0.9%	0.7%
% of FP17s Relating to Continuations	29	2,376	1.2%	1.3%	1.0%	0.8%
% of Patients satisfied with the dentistry they have received	1	1	N/A	95.3%	94.4%	93.5%
% of Patients satisfied with the time they had to wait for an appointment	1	1	N/A	88.2%	88.1%	87.4%

* This is based on patients treated on this contract for their most recent course of treatment. Figures in italics indicate the base number of FP17s or Patient Questionnaire responses are less than 100. N/A is shown where the base number of responses is less than 10 during the period. % is calculated as Quantity/Base number*100

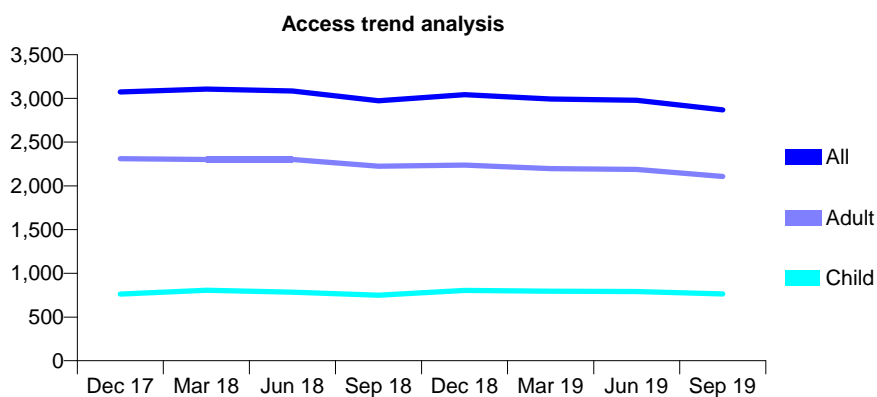
Q45 - Vital Signs At a Glance Contract Report for 761338/0001 - September 2019

Name or company name	MRS N HILL
Contract type name	GDS Contract
Purpose of contract	General
Contract start date	01/04/2006
Contract end date	

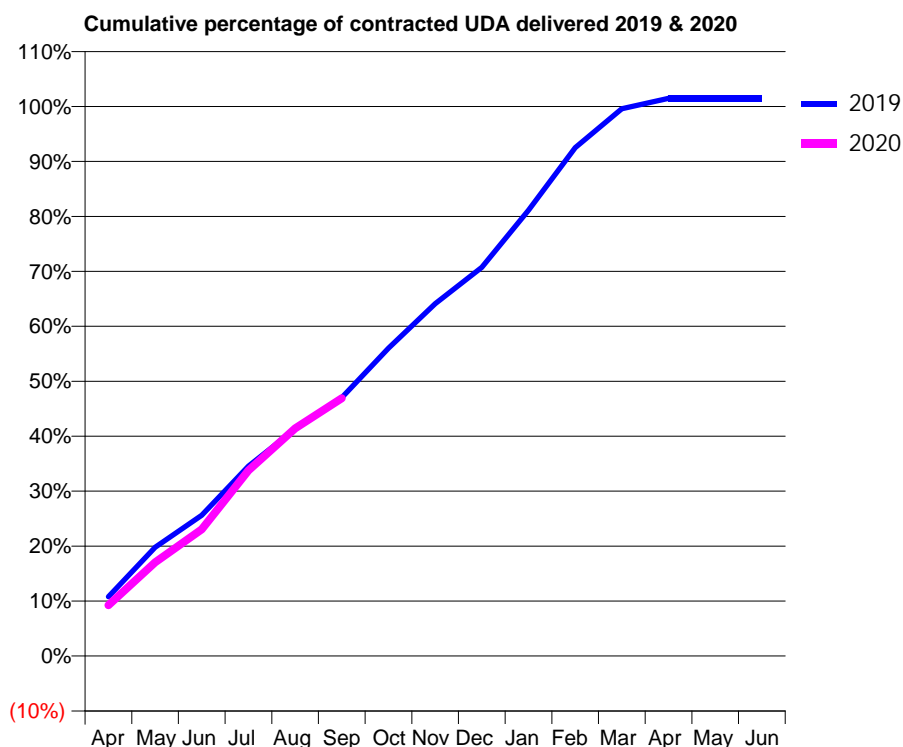
19/20 Contracted general activity (UDA)	8,475
Carry forward general activity (UDA)	-138
19/20 Contracted orthodontic activity (UOA)	0
Carry forward orthodontic activity (UOA)	0
Baseline contract value	£257,178.00

ACCESS*

Patients seen in 24 months	Total	Change since previous quarter
Quarter ending September 2018	2,973	
Quarter ending December 2018	3,042	↑
Quarter ending March 2019	2,993	↓
Quarter ending June 2019	2,977	→
Quarter ending September 2019	2,870	↓
Variance since September 2018	(3.5%)	↓



ACTIVITY



Month	Adjusted Scheduled Activity (UDA)	
	2019	2020
April	1,006	785
May	1,844	1,445
June	2,387	1,956
July	3,220	2,862
August	3,852	3,512
September	4,383	3,975
October	5,221	
November	5,977	
December	6,594	
January	7,562	
February	8,624	
March	9,283	
April	9,460	
May	9,460	
June	9,460	

QUALITY

	Quantity	Base Number	Contract	AT	Region	England
% of FP17s for the same patient ID Re-attending within 3 months - Children	13	468	2.8%	11.7%	12.1%	11.5%
% of FP17s for the same patient ID Re-attending within 3 months - Adults	111	1,291	8.6%	14.7%	15.6%	15.4%
% of FP17s for the same patient ID Re-attending between 3 & 9 months - Children	149	468	31.8%	55.2%	61.2%	59.7%
% of FP17s for the same patient ID Re-attending between 3 & 9 months - Adults	459	1,291	35.6%	51.5%	54.3%	51.7%
% of FP17s for Band 1 Urgent Courses	126	1,704	7.4%	9.1%	9.1%	9.2%
% of FP17s Relating to Free Repair or Replacements	32	1,704	1.9%	1.2%	0.9%	0.7%
% of FP17s Relating to Continuations	7	1,704	0.4%	1.3%	1.0%	0.8%
% of Patients satisfied with the dentistry they have received	1	1	N/A	95.3%	94.4%	93.5%
% of Patients satisfied with the time they had to wait for an appointment	1	1	N/A	88.2%	88.1%	87.4%

* This is based on patients treated on this contract for their most recent course of treatment. Figures in italics indicate the base number of FP17s or Patient Questionnaire responses are less than 100. N/A is shown where the base number of responses is less than 10 during the period. % is calculated as Quantity/Base number*100

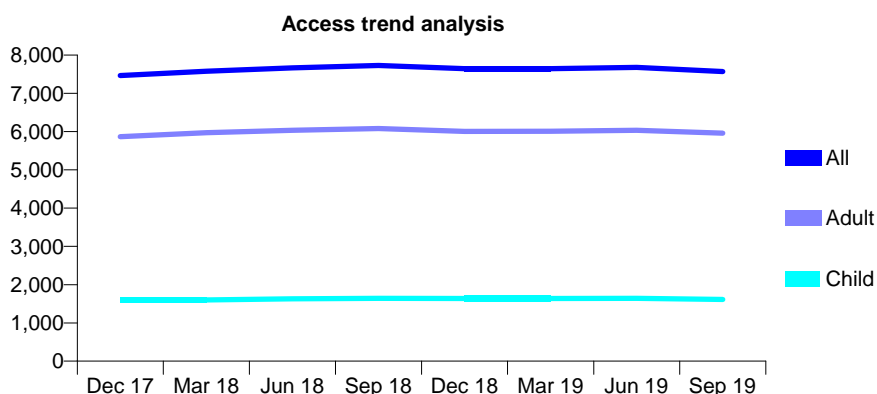
Q45 - Vital Signs At a Glance Contract Report for 761486/0001 - September 2019

Name or company name	MISS NL PROCTOR
Contract type name	GDS Contract
Purpose of contract	General
Contract start date	01/04/2006
Contract end date	

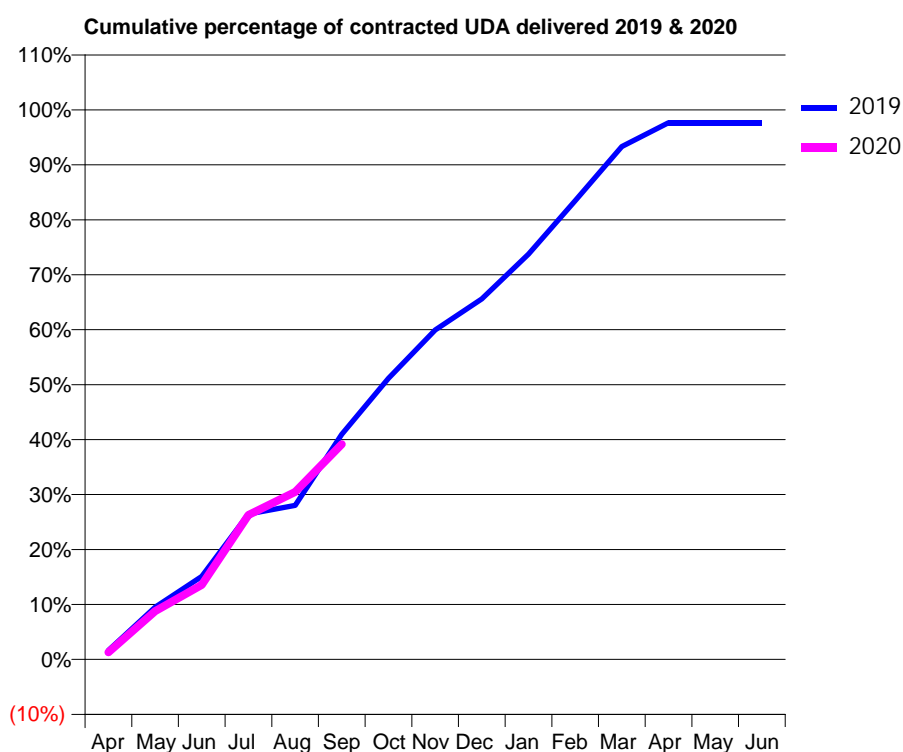
19/20 Contracted general activity (UDA)	19,711
Carry forward general activity (UDA)	460
19/20 Contracted orthodontic activity (UOA)	0
Carry forward orthodontic activity (UOA)	0
Baseline contract value	£541,796.31

ACCESS*

Patients seen in 24 months	Total	Change since previous quarter
Quarter ending September 2018	7,726	
Quarter ending December 2018	7,644	↓
Quarter ending March 2019	7,645	→
Quarter ending June 2019	7,679	→
Quarter ending September 2019	7,569	↓
Variance since September 2018	(2.0%)	↓



ACTIVITY



Month	2019	2020
April	321	254
May	1,875	1,728
June	2,979	2,673
July	5,217	5,183
August	5,526	6,009
September	8,074	7,720
October	10,079	
November	11,819	
December	12,933	
January	14,537	
February	16,456	
March	18,395	
April	19,250	
May	19,251	
June	19,251	

QUALITY

	Quantity	Base Number	Contract	AT	Region	England
% of FP17s for the same patient ID Re-attending within 3 months - Children	87	1,190	7.3%	11.7%	12.1%	11.5%
% of FP17s for the same patient ID Re-attending within 3 months - Adults	622	4,103	15.2%	14.7%	15.6%	15.4%
% of FP17s for the same patient ID Re-attending between 3 & 9 months - Children	767	1,190	64.5%	55.2%	61.2%	59.7%
% of FP17s for the same patient ID Re-attending between 3 & 9 months - Adults	2,390	4,103	58.3%	51.5%	54.3%	51.7%
% of FP17s for Band 1 Urgent Courses	635	4,869	13.0%	9.1%	9.1%	9.2%
% of FP17s Relating to Free Repair or Replacements	60	4,869	1.2%	1.2%	0.9%	0.7%
% of FP17s Relating to Continuations	26	4,869	0.5%	1.3%	1.0%	0.8%
% of Patients satisfied with the dentistry they have received	5	5	N/A	95.3%	94.4%	93.5%
% of Patients satisfied with the time they had to wait for an appointment	5	5	N/A	88.2%	88.1%	87.4%

* This is based on patients treated on this contract for their most recent course of treatment. Figures in italics indicate the base number of FP17s or Patient Questionnaire responses are less than 100. N/A is shown where the base number of responses is less than 10 during the period. % is calculated as Quantity/Base number*100

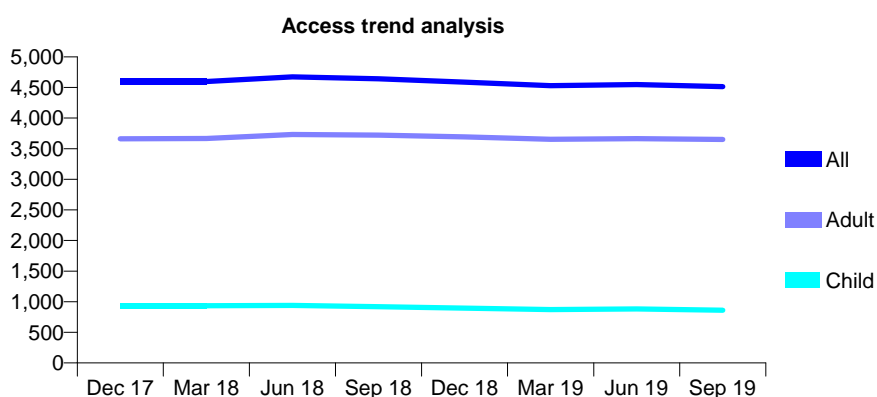
Q45 - Vital Signs At a Glance Contract Report for 767514/0002 - September 2019

Name or company name	MISS KE BOOTH
Contract type name	GDS Contract
Purpose of contract	General and Orthodontic
Contract start date	01/12/2011
Contract end date	

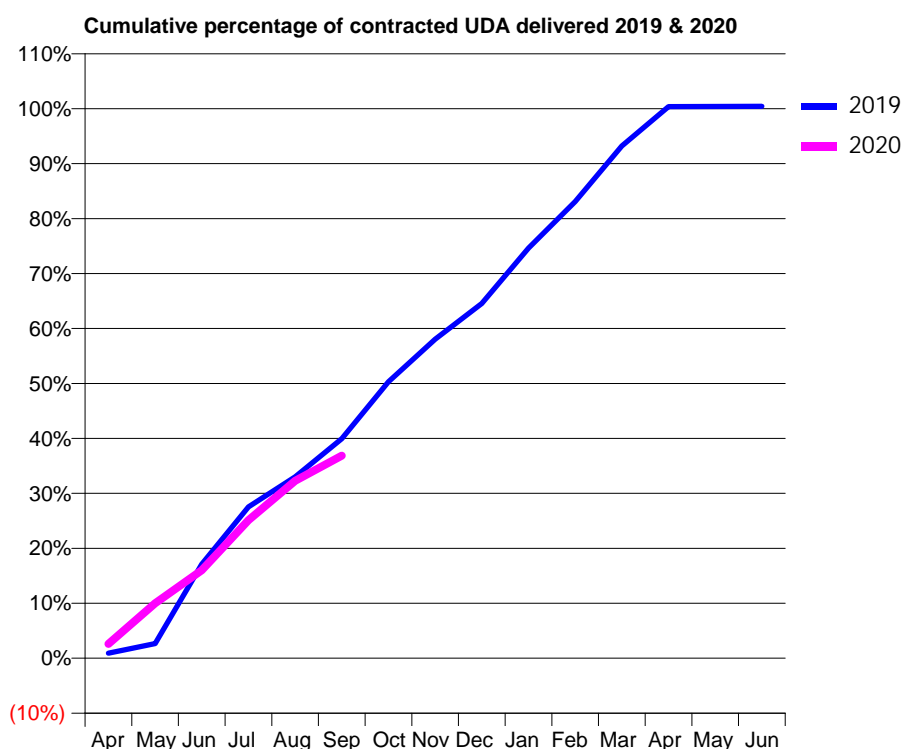
19/20 Contracted general activity (UDA)	12,032
Carry forward general activity (UDA)	-51
19/20 Contracted orthodontic activity (UOA)	0
Carry forward orthodontic activity (UOA)	0
Baseline contract value	£470,699.87

ACCESS*

Patients seen in 24 months	Total	Change since previous quarter
Quarter ending September 2018	4,641	
Quarter ending December 2018	4,588	↓
Quarter ending March 2019	4,528	↓
Quarter ending June 2019	4,547	→
Quarter ending September 2019	4,512	→
Variance since September 2018	(2.8%)	↓



ACTIVITY



Month	2019	2020
April	113	315
May	320	1,204
June	2,059	1,927
July	3,311	3,022
August	3,973	3,884
September	4,805	4,433
October	6,055	
November	6,987	
December	7,768	
January	8,980	
February	9,998	
March	11,214	
April	12,074	
May	12,080	
June	12,083	

QUALITY

	Quantity	Base Number	Contract	AT	Region	England
% of FP17s for the same patient ID Re-attending within 3 months - Children	38	472	8.1%	11.7%	12.1%	11.5%
% of FP17s for the same patient ID Re-attending within 3 months - Adults	340	2,026	16.8%	14.7%	15.6%	15.4%
% of FP17s for the same patient ID Re-attending between 3 & 9 months - Children	199	472	42.2%	55.2%	61.2%	59.7%
% of FP17s for the same patient ID Re-attending between 3 & 9 months - Adults	969	2,026	47.8%	51.5%	54.3%	51.7%
% of FP17s for Band 1 Urgent Courses	210	2,165	9.7%	9.1%	9.1%	9.2%
% of FP17s Relating to Free Repair or Replacements	10	2,165	0.5%	1.2%	0.9%	0.7%
% of FP17s Relating to Continuations	30	2,165	1.4%	1.3%	1.0%	0.8%
% of Patients satisfied with the dentistry they have received	12	12	100.0%	95.3%	94.4%	93.5%
% of Patients satisfied with the time they had to wait for an appointment	10	12	83.3%	88.2%	88.1%	87.4%

* This is based on patients treated on this contract for their most recent course of treatment.

Figures in italics indicate the base number of FP17s or Patient Questionnaire responses are less than 100. N/A is shown where the base number of responses is less than 10 during the period. % is calculated as Quantity/Base number*100

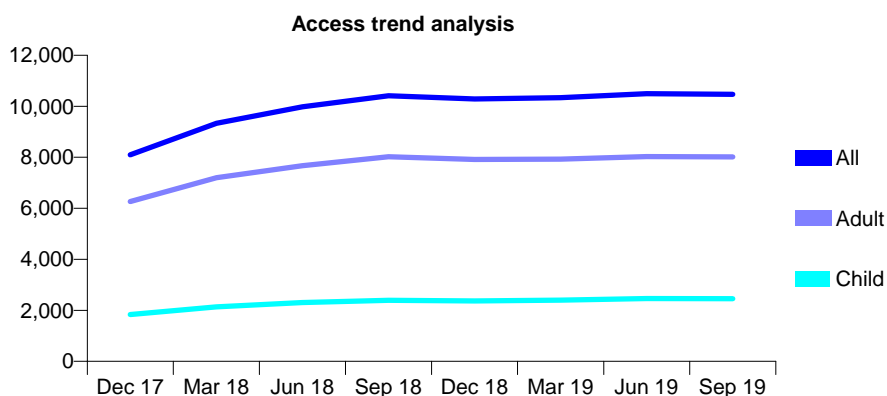
Q45 - Vital Signs At a Glance Contract Report for 772321/0001 - September 2019

Name or company name	Grange Dental Practice Partnership
Contract type name	GDS Contract
Purpose of contract	General and Orthodontic
Contract start date	01/06/2011
Contract end date	

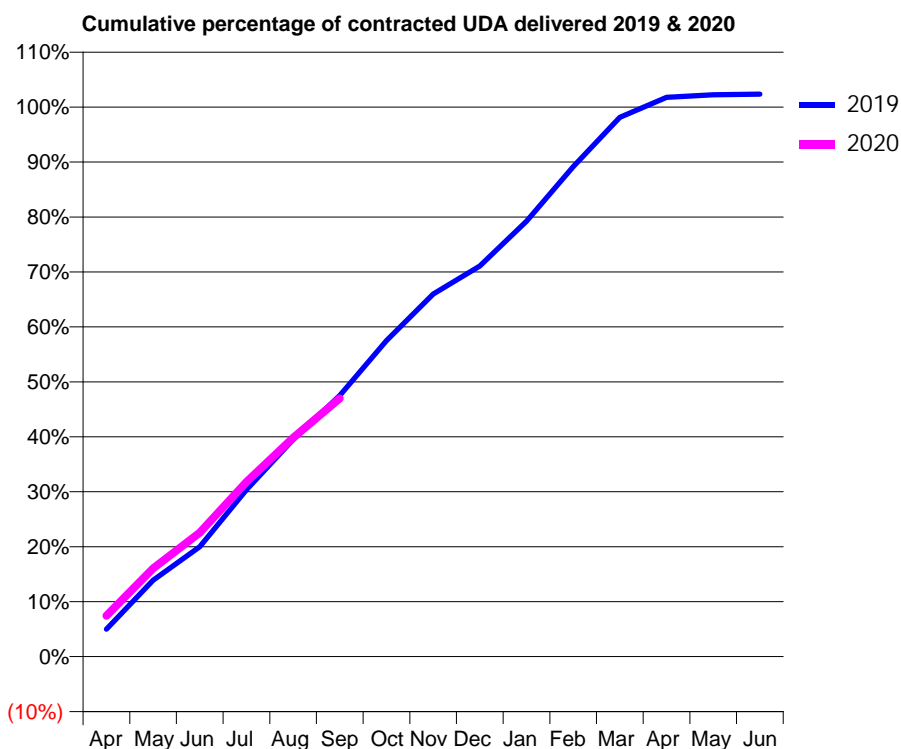
19/20 Contracted general activity (UDA)	30,155
Carry forward general activity (UDA)	-659
19/20 Contracted orthodontic activity (UOA)	0
Carry forward orthodontic activity (UOA)	0
Baseline contract value	£840,997.42

ACCESS*

Patients seen in 24 months	Total	Change since previous quarter
Quarter ending September 2018	10,415	
Quarter ending December 2018	10,288	↓
Quarter ending March 2019	10,336	→
Quarter ending June 2019	10,490	→
Quarter ending September 2019	10,473	→
Variance since September 2018	0.6%	→



ACTIVITY



Month	Adjusted Scheduled Activity (UDA)	
	2019	2020
April	1,646	2,246
May	4,594	4,838
June	6,600	6,802
July	10,025	9,580
August	13,032	12,015
September	15,683	14,173
October	18,975	
November	21,767	
December	23,455	
January	26,138	
February	29,415	
March	32,378	
April	33,583	
May	33,735	
June	33,776	

QUALITY

	Quantity	Base Number	Contract	AT	Region	England
% of FP17s for the same patient ID Re-attending within 3 months - Children	149	1,790	8.3%	11.7%	12.1%	11.5%
% of FP17s for the same patient ID Re-attending within 3 months - Adults	809	5,393	15.0%	14.7%	15.6%	15.4%
% of FP17s for the same patient ID Re-attending between 3 & 9 months - Children	1,104	1,790	61.7%	55.2%	61.2%	59.7%
% of FP17s for the same patient ID Re-attending between 3 & 9 months - Adults	3,031	5,393	56.2%	51.5%	54.3%	51.7%
% of FP17s for Band 1 Urgent Courses	612	6,636	9.2%	9.1%	9.1%	9.2%
% of FP17s Relating to Free Repair or Replacements	52	6,636	0.8%	1.2%	0.9%	0.7%
% of FP17s Relating to Continuations	119	6,636	1.8%	1.3%	1.0%	0.8%
% of Patients satisfied with the dentistry they have received	4	4	N/A	95.3%	94.4%	93.5%
% of Patients satisfied with the time they had to wait for an appointment	4	4	N/A	88.2%	88.1%	87.4%

* This is based on patients treated on this contract for their most recent course of treatment. Figures in italics indicate the base number of FP17s or Patient Questionnaire responses are less than 100. N/A is shown where the base number of responses is less than 10 during the period. % is calculated as Quantity/Base number*100

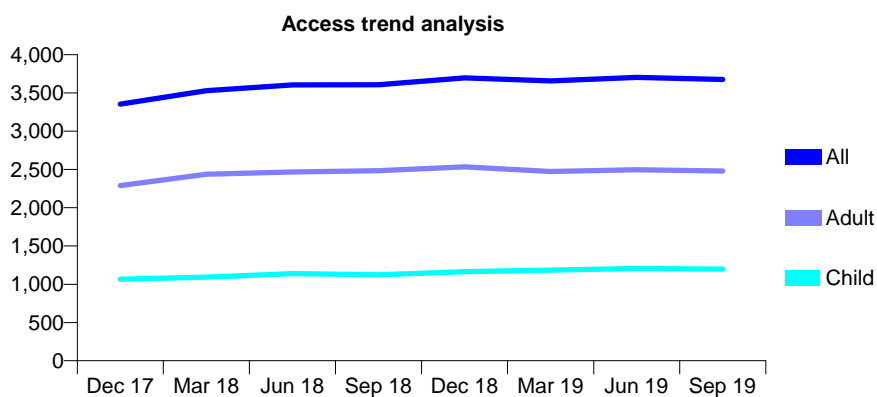
Q45 - Vital Signs At a Glance Contract Report for 773115/0002 - September 2019

Name or company name	Mr A Razaq
Contract type name	Pilot Contract
Purpose of contract	General
Contract start date	01/04/2006
Contract end date	31/03/2020

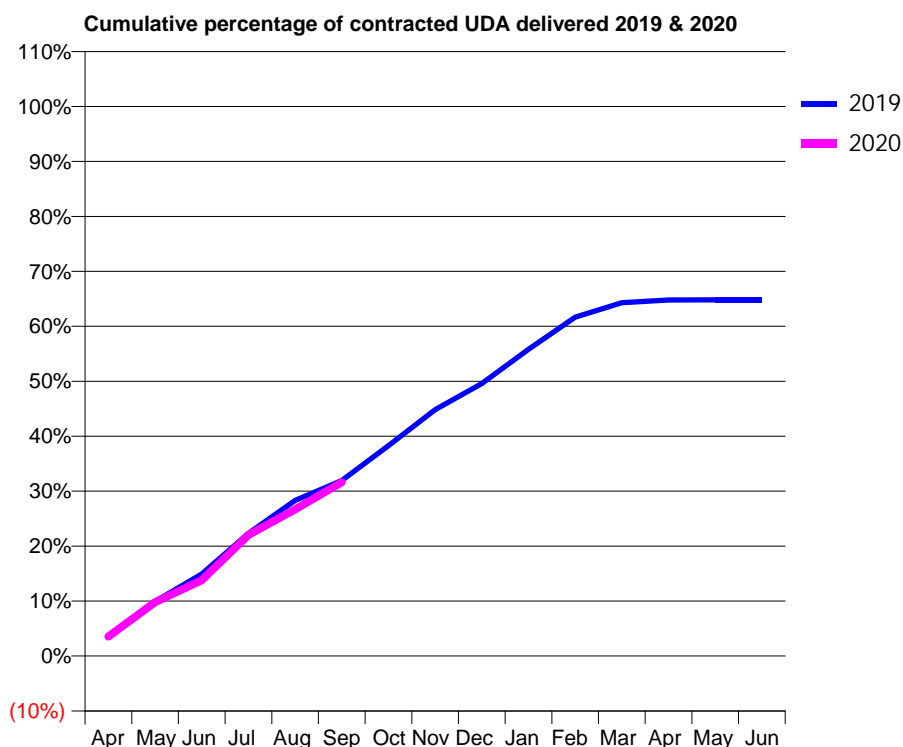
19/20 Contracted general activity (UDA)	11,473
Carry forward general activity (UDA)	0
19/20 Contracted orthodontic activity (UOA)	0
Carry forward orthodontic activity (UOA)	0
Baseline contract value	£267,676.51

ACCESS*

Patients seen in 24 months	Total	Change since previous quarter
Quarter ending September 2018	3,607	
Quarter ending December 2018	3,697	↑
Quarter ending March 2019	3,658	↓
Quarter ending June 2019	3,703	→
Quarter ending September 2019	3,676	→
Variance since September 2018	1.9%	→



ACTIVITY



Month	Adjusted Scheduled Activity (UDA)	
	2019	2020
April	403	404
May	1,139	1,127
June	1,713	1,583
July	2,562	2,530
August	3,251	3,060
September	3,663	3,626
October	4,392	
November	5,143	
December	5,689	
January	6,401	
February	7,077	
March	7,378	
April	7,433	
May	7,434	
June	7,434	

QUALITY

	Quantity	Base Number	Contract	AT	Region	England
% of FP17s for the same patient ID Re-attending within 3 months - Children	46	810	5.7%	11.7%	12.1%	11.5%
% of FP17s for the same patient ID Re-attending within 3 months - Adults	143	1,018	14.0%	14.7%	15.6%	15.4%
% of FP17s for the same patient ID Re-attending between 3 & 9 months - Children	461	810	56.9%	55.2%	61.2%	59.7%
% of FP17s for the same patient ID Re-attending between 3 & 9 months - Adults	233	1,018	22.9%	51.5%	54.3%	51.7%
% of FP17s for Band 1 Urgent Courses	67	1,556	4.3%	9.1%	9.1%	9.2%
% of FP17s Relating to Free Repair or Replacements	25	1,556	1.6%	1.2%	0.9%	0.7%
% of FP17s Relating to Continuations	29	1,556	1.9%	1.3%	1.0%	0.8%
% of Patients satisfied with the dentistry they have received	2	2	N/A	95.3%	94.4%	93.5%
% of Patients satisfied with the time they had to wait for an appointment	2	2	N/A	88.2%	88.1%	87.4%

* This is based on patients treated on this contract for their most recent course of treatment. Figures in italics indicate the base number of FP17s or Patient Questionnaire responses are less than 100. N/A is shown where the base number of responses is less than 10 during the period. % is calculated as Quantity/Base number*100

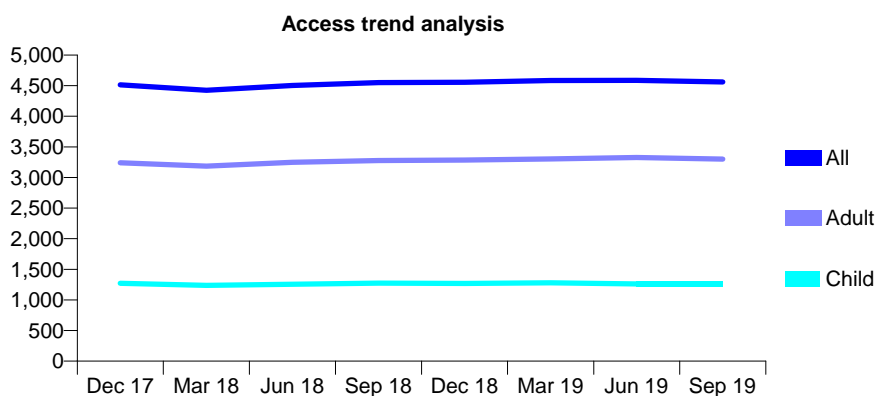
Q45 - Vital Signs At a Glance Contract Report for 801712/0004 - September 2019

Name or company name	Mr S A Jeyarajan Dental Surgery
Contract type name	GDS Contract
Purpose of contract	General
Contract start date	14/05/2011
Contract end date	

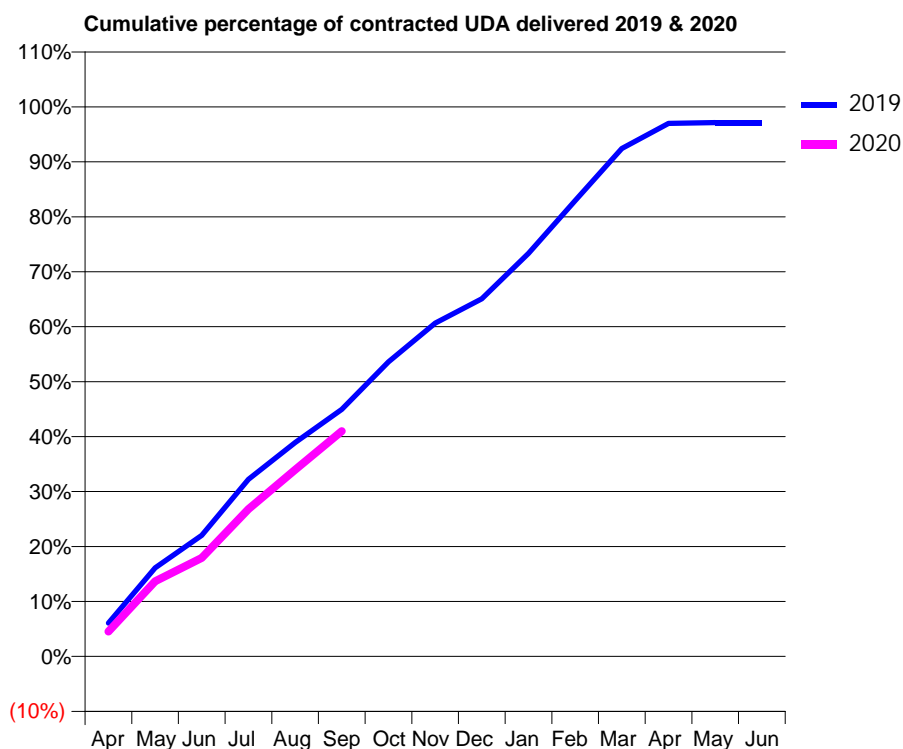
19/20 Contracted general activity (UDA)	11,567
Carry forward general activity (UDA)	-231
19/20 Contracted orthodontic activity (UOA)	0
Carry forward orthodontic activity (UOA)	0
Baseline contract value	£320,994.28

ACCESS*

Patients seen in 24 months	Total	Change since previous quarter
Quarter ending September 2018	4,551	
Quarter ending December 2018	4,554	→
Quarter ending March 2019	4,586	→
Quarter ending June 2019	4,587	→
Quarter ending September 2019	4,561	→
Variance since September 2018	0.2%	→



ACTIVITY



Month	2019	2020
April	702	523
May	1,864	1,581
June	2,549	2,073
July	3,730	3,099
August	4,504	3,929
September	5,201	4,742
October	6,200	
November	7,017	
December	7,526	
January	8,484	
February	9,594	
March	10,690	
April	11,219	
May	11,236	
June	11,236	

QUALITY

	Quantity	Base Number	Contract	AT	Region	England
% of FP17s for the same patient ID Re-attending within 3 months - Children	41	769	5.3%	11.7%	12.1%	11.5%
% of FP17s for the same patient ID Re-attending within 3 months - Adults	215	1,807	11.9%	14.7%	15.6%	15.4%
% of FP17s for the same patient ID Re-attending between 3 & 9 months - Children	362	769	47.1%	55.2%	61.2%	59.7%
% of FP17s for the same patient ID Re-attending between 3 & 9 months - Adults	644	1,807	35.6%	51.5%	54.3%	51.7%
% of FP17s for Band 1 Urgent Courses	344	2,299	15.0%	9.1%	9.1%	9.2%
% of FP17s Relating to Free Repair or Replacements	15	2,299	0.7%	1.2%	0.9%	0.7%
% of FP17s Relating to Continuations	7	2,299	0.3%	1.3%	1.0%	0.8%
% of Patients satisfied with the dentistry they have received	1	1	N/A	95.3%	94.4%	93.5%
% of Patients satisfied with the time they had to wait for an appointment	1	1	N/A	88.2%	88.1%	87.4%

* This is based on patients treated on this contract for their most recent course of treatment. Figures in italics indicate the base number of FP17s or Patient Questionnaire responses are less than 100. N/A is shown where the base number of responses is less than 10 during the period. % is calculated as Quantity/Base number*100

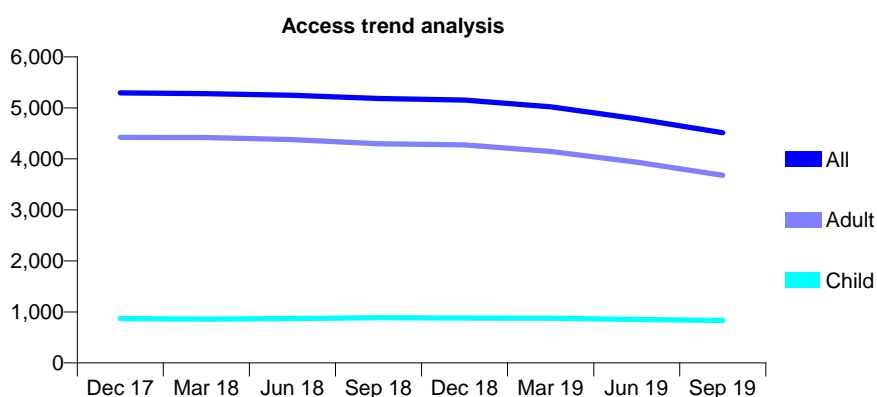
Q45 - Vital Signs At a Glance Contract Report for 804932/0001 - September 2019

Name or company name	MR A ABRAHAM
Contract type name	GDS Contract
Purpose of contract	General
Contract start date	01/04/2006
Contract end date	

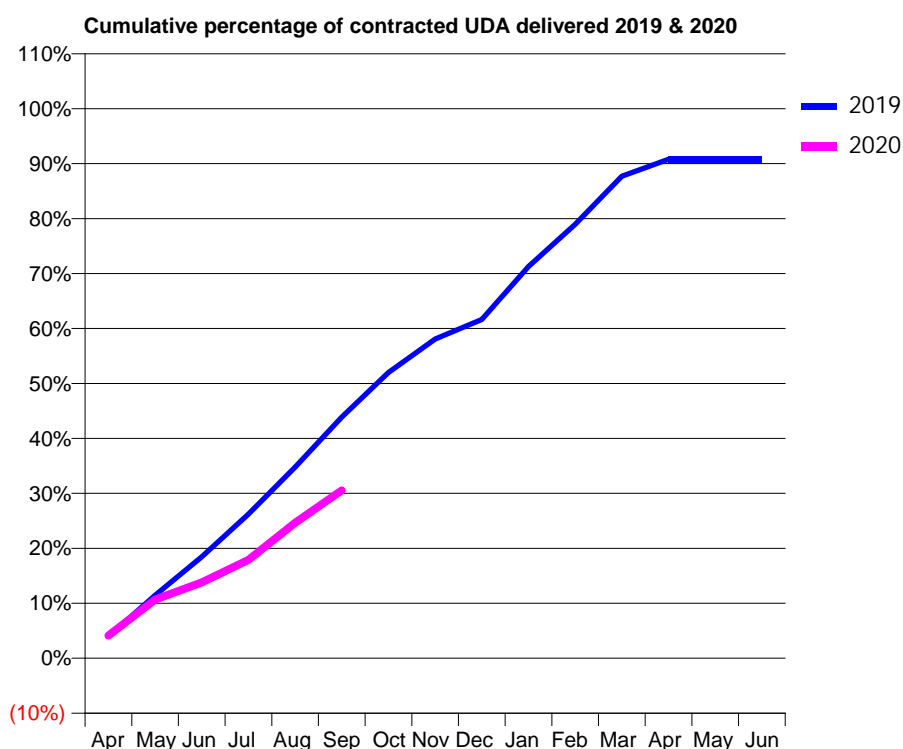
19/20 Contracted general activity (UDA)	12,699
Carry forward general activity (UDA)	0
19/20 Contracted orthodontic activity (UOA)	0
Carry forward orthodontic activity (UOA)	0
Baseline contract value	£277,425.34

ACCESS*

Patients seen in 24 months	Total	Change since previous quarter
Quarter ending September 2018	5,182	
Quarter ending December 2018	5,152	→
Quarter ending March 2019	5,021	↓
Quarter ending June 2019	4,785	↓
Quarter ending September 2019	4,514	↓
Variance since September 2018	(12.9%)	↓



ACTIVITY



Month	2019	2020
April	582	522
May	1,682	1,354
June	2,709	1,752
July	3,847	2,274
August	5,102	3,130
September	6,436	3,878
October	7,626	
November	8,522	
December	9,038	
January	10,455	
February	11,587	
March	12,864	
April	13,318	
May	13,318	
June	13,318	

QUALITY

	Quantity	Base Number	Contract	AT	Region	England
% of FP17s for the same patient ID Re-attending within 3 months - Children	14	310	4.5%	11.7%	12.1%	11.5%
% of FP17s for the same patient ID Re-attending within 3 months - Adults	183	1,136	16.1%	14.7%	15.6%	15.4%
% of FP17s for the same patient ID Re-attending between 3 & 9 months - Children	65	310	21.0%	55.2%	61.2%	59.7%
% of FP17s for the same patient ID Re-attending between 3 & 9 months - Adults	316	1,136	27.8%	51.5%	54.3%	51.7%
% of FP17s for Band 1 Urgent Courses	91	1,305	7.0%	9.1%	9.1%	9.2%
% of FP17s Relating to Free Repair or Replacements	30	1,305	2.3%	1.2%	0.9%	0.7%
% of FP17s Relating to Continuations	43	1,305	3.3%	1.3%	1.0%	0.8%
% of Patients satisfied with the dentistry they have received	1	1	N/A	95.3%	94.4%	93.5%
% of Patients satisfied with the time they had to wait for an appointment	1	1	N/A	88.2%	88.1%	87.4%

* This is based on patients treated on this contract for their most recent course of treatment. Figures in italics indicate the base number of FP17s or Patient Questionnaire responses are less than 100. N/A is shown where the base number of responses is less than 10 during the period. % is calculated as Quantity/Base number*100

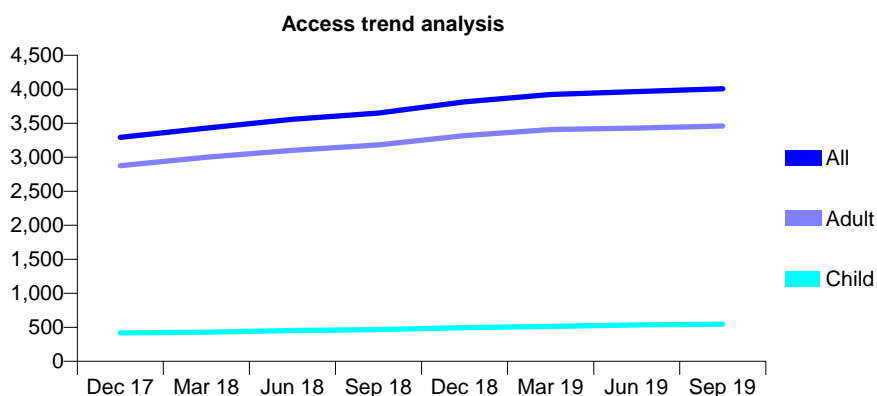
Q45 - Vital Signs At a Glance Contract Report for 811513/0001 - September 2019

Name or company name	MR PL NEWTON
Contract type name	GDS Contract
Purpose of contract	General
Contract start date	01/04/2006
Contract end date	

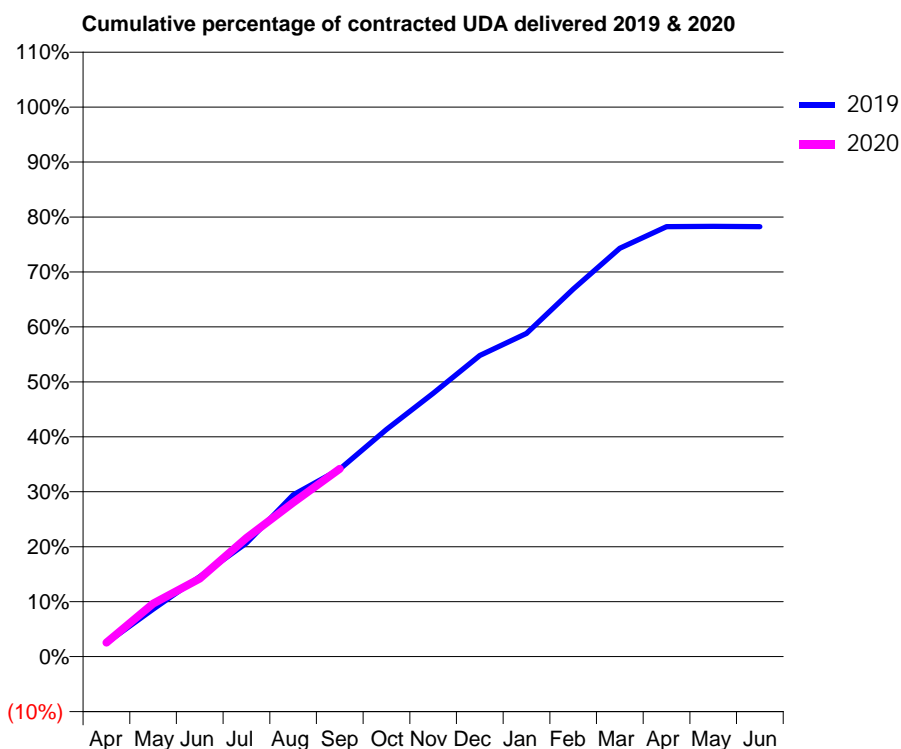
19/20 Contracted general activity (UDA)	15,980
Carry forward general activity (UDA)	0
19/20 Contracted orthodontic activity (UOA)	0
Carry forward orthodontic activity (UOA)	0
Baseline contract value	£352,003.10

ACCESS*

Patients seen in 24 months	Total	Change since previous quarter
Quarter ending September 2018	3,650	
Quarter ending December 2018	3,815	↑
Quarter ending March 2019	3,923	↑
Quarter ending June 2019	3,965	→
Quarter ending September 2019	4,009	→
Variance since September 2018	9.8%	↑



ACTIVITY



Month	Adjusted Scheduled Activity (UDA)	
	2019	2020
April	399	411
May	1,379	1,546
June	2,323	2,270
July	3,303	3,451
August	4,703	4,480
September	5,450	5,461
October	6,608	
November	7,657	
December	8,759	
January	9,398	
February	10,689	
March	11,871	
April	12,506	
May	12,510	
June	12,506	

QUALITY

	Quantity	Base Number	Contract	AT	Region	England
% of FP17s for the same patient ID Re-attending within 3 months - Children	43	502	8.6%	11.7%	12.1%	11.5%
% of FP17s for the same patient ID Re-attending within 3 months - Adults	290	2,608	11.1%	14.7%	15.6%	15.4%
% of FP17s for the same patient ID Re-attending between 3 & 9 months - Children	322	502	64.1%	55.2%	61.2%	59.7%
% of FP17s for the same patient ID Re-attending between 3 & 9 months - Adults	1,766	2,608	67.7%	51.5%	54.3%	51.7%
% of FP17s for Band 1 Urgent Courses	239	2,824	8.5%	9.1%	9.1%	9.2%
% of FP17s Relating to Free Repair or Replacements	71	2,824	2.5%	1.2%	0.9%	0.7%
% of FP17s Relating to Continuations	48	2,824	1.7%	1.3%	1.0%	0.8%
% of Patients satisfied with the dentistry they have received	6	7	N/A	95.3%	94.4%	93.5%
% of Patients satisfied with the time they had to wait for an appointment	6	7	N/A	88.2%	88.1%	87.4%

* This is based on patients treated on this contract for their most recent course of treatment. Figures in italics indicate the base number of FP17s or Patient Questionnaire responses are less than 100. N/A is shown where the base number of responses is less than 10 during the period. % is calculated as Quantity/Base number*100

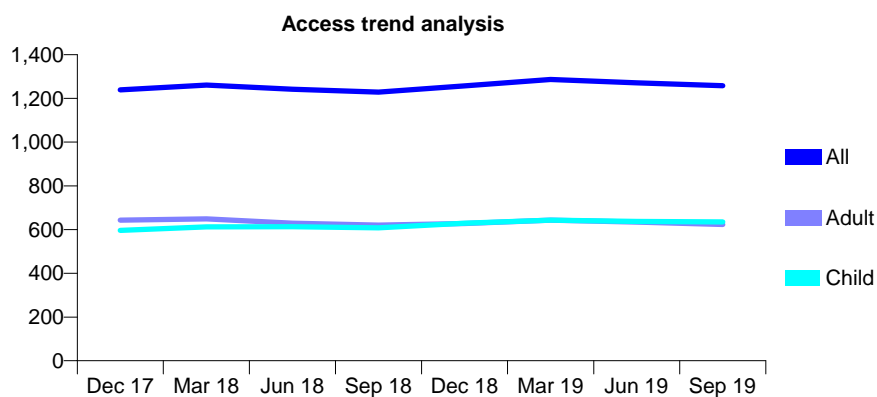
Q45 - Vital Signs At a Glance Contract Report for 814342/0002 - September 2019

Name or company name	Lynes Dental Surgery
Contract type name	GDS Contract
Purpose of contract	General
Contract start date	01/04/2006
Contract end date	

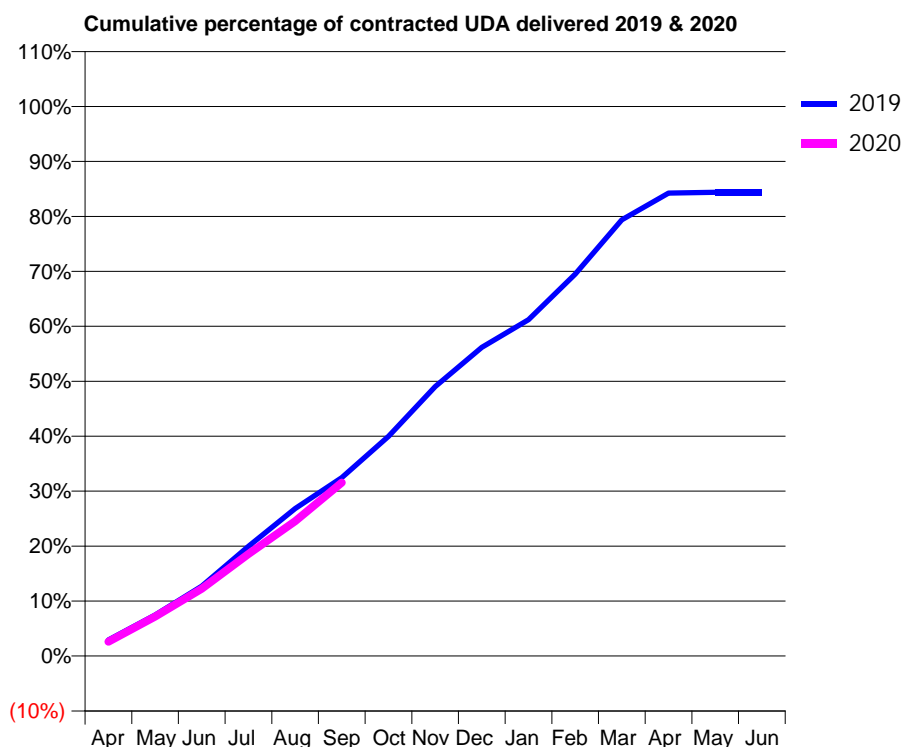
19/20 Contracted general activity (UDA)	5,000
Carry forward general activity (UDA)	0
19/20 Contracted orthodontic activity (UOA)	0
Carry forward orthodontic activity (UOA)	0
Baseline contract value	£121,675.02

ACCESS*

Patients seen in 24 months	Total	Change since previous quarter
Quarter ending September 2018	1,229	
Quarter ending December 2018	1,257	↑
Quarter ending March 2019	1,286	↑
Quarter ending June 2019	1,271	↓
Quarter ending September 2019	1,258	↓
Variance since September 2018	2.4%	↑



ACTIVITY



Month	Adjusted Scheduled Activity (UDA)	
	2019	2020
April	146	130
May	373	360
June	637	612
July	998	929
August	1,342	1,227
September	1,623	1,578
October	1,999	
November	2,452	
December	2,808	
January	3,059	
February	3,476	
March	3,969	
April	4,212	
May	4,219	
June	4,219	

QUALITY

	Quantity	Base Number	Contract	AT	Region	England
% of FP17s for the same patient ID Re-attending within 3 months - Children	22	578	3.8%	11.7%	12.1%	11.5%
% of FP17s for the same patient ID Re-attending within 3 months - Adults	42	438	9.6%	14.7%	15.6%	15.4%
% of FP17s for the same patient ID Re-attending between 3 & 9 months - Children	461	578	79.8%	55.2%	61.2%	59.7%
% of FP17s for the same patient ID Re-attending between 3 & 9 months - Adults	314	438	71.7%	51.5%	54.3%	51.7%
% of FP17s for Band 1 Urgent Courses	35	907	3.9%	9.1%	9.1%	9.2%
% of FP17s Relating to Free Repair or Replacements	0	907	0.0%	1.2%	0.9%	0.7%
% of FP17s Relating to Continuations	5	907	0.6%	1.3%	1.0%	0.8%
% of Patients satisfied with the dentistry they have received	0	0	N/A	95.3%	94.4%	93.5%
% of Patients satisfied with the time they had to wait for an appointment	0	0	N/A	88.2%	88.1%	87.4%

* This is based on patients treated on this contract for their most recent course of treatment. Figures in italics indicate the base number of FP17s or Patient Questionnaire responses are less than 100. N/A is shown where the base number of responses is less than 10 during the period. % is calculated as Quantity/Base number*100

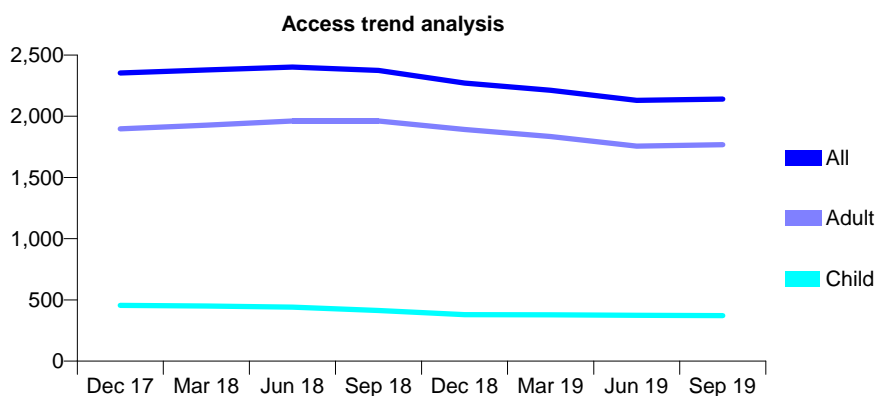
Q45 - Vital Signs At a Glance Contract Report for 820857/0002 - September 2019

Name or company name	MRS JH ELSTON
Contract type name	GDS Contract
Purpose of contract	General
Contract start date	01/04/2006
Contract end date	

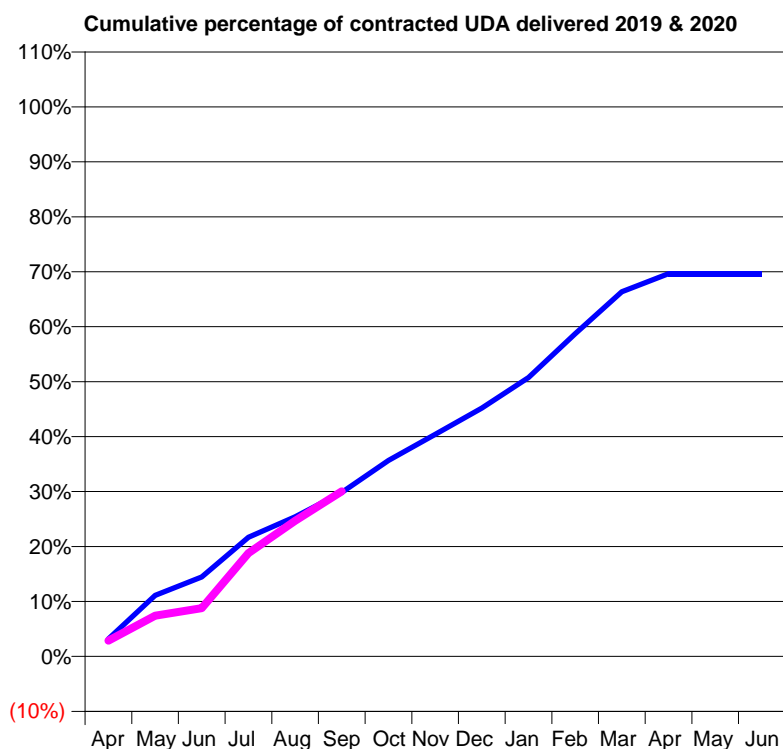
19/20 Contracted general activity (UDA)	12,629
Carry forward general activity (UDA)	0
19/20 Contracted orthodontic activity (UOA)	0
Carry forward orthodontic activity (UOA)	0
Baseline contract value	£360,262.25

ACCESS*

Patients seen in 24 months	Total	Change since previous quarter
Quarter ending September 2018	2,374	
Quarter ending December 2018	2,272	↓
Quarter ending March 2019	2,213	↓
Quarter ending June 2019	2,130	↓
Quarter ending September 2019	2,141	→
Variance since September 2018	(9.8%)	↓



ACTIVITY



Month	2019	2020
April	403	363
May	1,405	935
June	1,829	1,107
July	2,738	2,373
August	3,211	3,119
September	3,769	3,797
October	4,505	
November	5,104	
December	5,709	
January	6,410	
February	7,419	
March	8,380	
April	8,798	
May	8,798	
June	8,798	

QUALITY

	Quantity	Base Number	Contract	AT	Region	England
% of FP17s for the same patient ID Re-attending within 3 months - Children	24	251	9.6%	11.7%	12.1%	11.5%
% of FP17s for the same patient ID Re-attending within 3 months - Adults	224	1,244	18.0%	14.7%	15.6%	15.4%
% of FP17s for the same patient ID Re-attending between 3 & 9 months - Children	125	251	49.8%	55.2%	61.2%	59.7%
% of FP17s for the same patient ID Re-attending between 3 & 9 months - Adults	651	1,244	52.3%	51.5%	54.3%	51.7%
% of FP17s for Band 1 Urgent Courses	225	1,380	16.3%	9.1%	9.1%	9.2%
% of FP17s Relating to Free Repair or Replacements	78	1,380	5.7%	1.2%	0.9%	0.7%
% of FP17s Relating to Continuations	22	1,380	1.6%	1.3%	1.0%	0.8%
% of Patients satisfied with the dentistry they have received	2	2	N/A	95.3%	94.4%	93.5%
% of Patients satisfied with the time they had to wait for an appointment	2	2	N/A	88.2%	88.1%	87.4%

* This is based on patients treated on this contract for their most recent course of treatment. Figures in italics indicate the base number of FP17s or Patient Questionnaire responses are less than 100. N/A is shown where the base number of responses is less than 10 during the period. % is calculated as Quantity/Base number*100

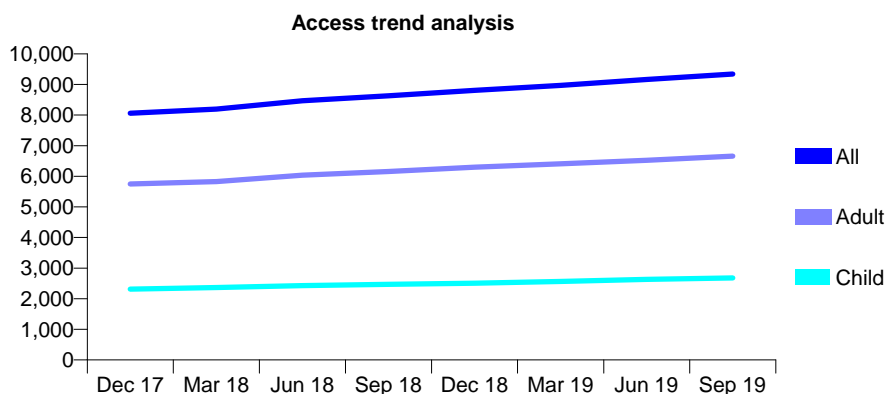
Q45 - Vital Signs At a Glance Contract Report for 832472/0001 - September 2019

Name or company name	MR AR FLETCHER
Contract type name	GDS Contract
Purpose of contract	General and Orthodontic
Contract start date	01/04/2006
Contract end date	

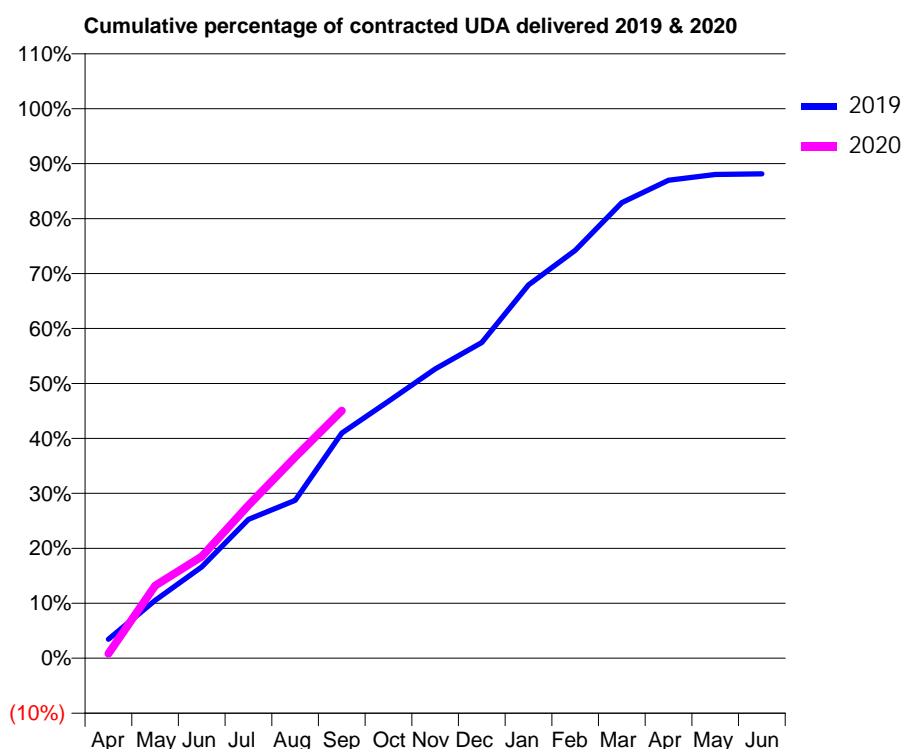
19/20 Contracted general activity (UDA)	26,477
Carry forward general activity (UDA)	0
19/20 Contracted orthodontic activity (UOA)	407
Carry forward orthodontic activity (UOA)	5
Baseline contract value	£676,328.00

ACCESS*

Patients seen in 24 months	Total	Change since previous quarter
Quarter ending September 2018	8,629	
Quarter ending December 2018	8,808	↑
Quarter ending March 2019	8,971	→
Quarter ending June 2019	9,160	↑
Quarter ending September 2019	9,340	→
Variance since September 2018	8.2%	↑



ACTIVITY



Month	2019	2020
April	1,138	222
May	3,472	3,498
June	5,467	4,897
July	8,319	7,369
August	9,460	9,690
September	13,485	11,928
October	15,381	
November	17,326	
December	18,910	
January	22,358	
February	24,426	
March	27,280	
April	28,615	
May	28,971	
June	29,004	

QUALITY

	Quantity	Base Number	Contract	AT	Region	England
% of FP17s for the same patient ID Re-attending within 3 months - Children	238	1,888	12.6%	11.7%	12.1%	11.5%
% of FP17s for the same patient ID Re-attending within 3 months - Adults	801	4,254	18.8%	14.7%	15.6%	15.4%
% of FP17s for the same patient ID Re-attending between 3 & 9 months - Children	825	1,888	43.7%	55.2%	61.2%	59.7%
% of FP17s for the same patient ID Re-attending between 3 & 9 months - Adults	1,834	4,254	43.1%	51.5%	54.3%	51.7%
% of FP17s for Band 1 Urgent Courses	626	5,278	11.9%	9.1%	9.1%	9.2%
% of FP17s Relating to Free Repair or Replacements	74	5,278	1.4%	1.2%	0.9%	0.7%
% of FP17s Relating to Continuations	98	5,278	1.9%	1.3%	1.0%	0.8%
% of Patients satisfied with the dentistry they have received	6	6	N/A	95.3%	94.4%	93.5%
% of Patients satisfied with the time they had to wait for an appointment	6	6	N/A	88.2%	88.1%	87.4%

* This is based on patients treated on this contract for their most recent course of treatment.

Figures in italics indicate the base number of FP17s or Patient Questionnaire responses are less than 100. N/A is shown where the base number of responses is less than 10 during the period. % is calculated as Quantity/Base number*100

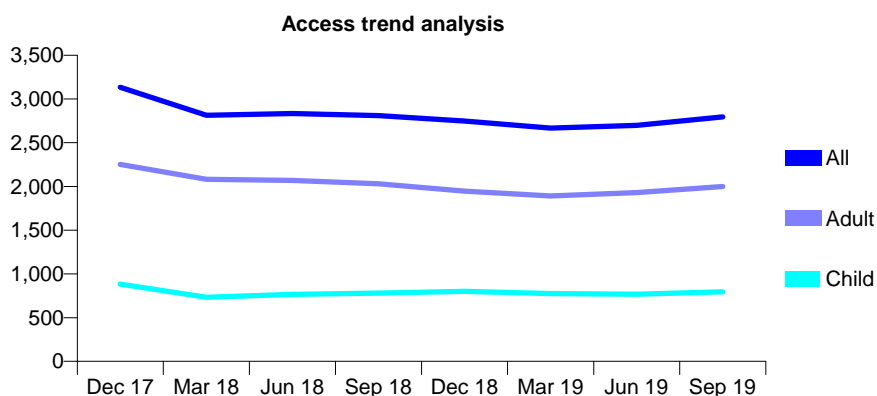
Q45 - Vital Signs At a Glance Contract Report for 833037/0004 - September 2019

Name or company name	Burgess Hyder Dental Group
Contract type name	GDS Contract
Purpose of contract	General
Contract start date	01/04/2006
Contract end date	

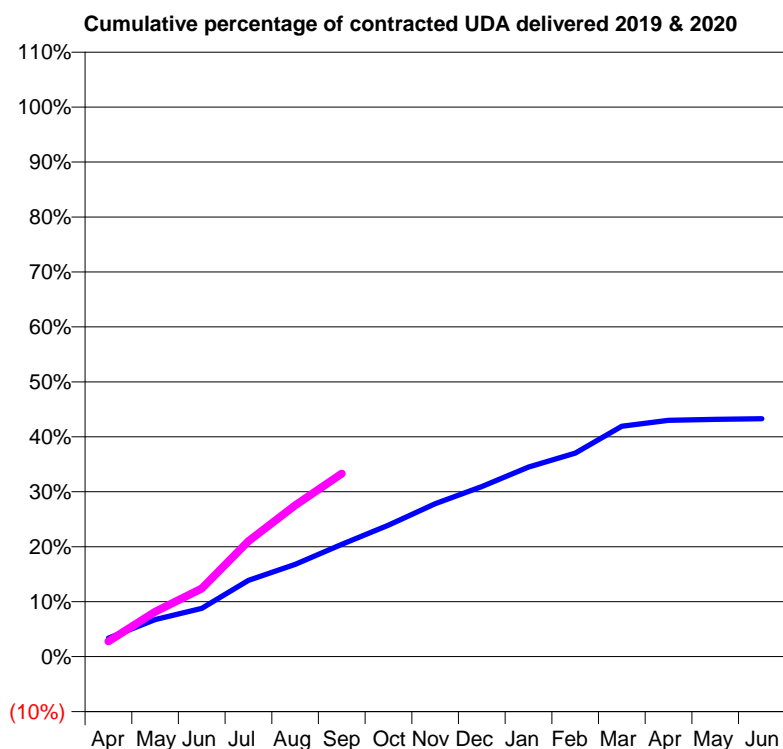
19/20 Contracted general activity (UDA)	10,134
Carry forward general activity (UDA)	0
19/20 Contracted orthodontic activity (UOA)	0
Carry forward orthodontic activity (UOA)	0
Baseline contract value	£396,292.43

ACCESS*

Patients seen in 24 months	Total	Change since previous quarter
Quarter ending September 2018	2,810	
Quarter ending December 2018	2,748	↓
Quarter ending March 2019	2,668	↓
Quarter ending June 2019	2,698	→
Quarter ending September 2019	2,795	↑
Variance since September 2018	(0.5%)	→



ACTIVITY



Month	Adjusted Scheduled Activity (UDA)	
	2019	2020
April	401	281
May	802	827
June	1,047	1,254
July	1,655	2,130
August	2,003	2,790
September	2,436	3,375
October	2,854	
November	3,316	
December	3,690	
January	4,112	
February	4,416	
March	4,999	
April	5,126	
May	5,149	
June	5,159	

QUALITY

	Quantity	Base Number	Contract	AT	Region	England
% of FP17s for the same patient ID Re-attending within 3 months - Children	18	484	3.7%	11.7%	12.1%	11.5%
% of FP17s for the same patient ID Re-attending within 3 months - Adults	172	1,296	13.3%	14.7%	15.6%	15.4%
% of FP17s for the same patient ID Re-attending between 3 & 9 months - Children	95	484	19.6%	55.2%	61.2%	59.7%
% of FP17s for the same patient ID Re-attending between 3 & 9 months - Adults	216	1,296	16.7%	51.5%	54.3%	51.7%
% of FP17s for Band 1 Urgent Courses	207	1,684	12.3%	9.1%	9.1%	9.2%
% of FP17s Relating to Free Repair or Replacements	13	1,684	0.8%	1.2%	0.9%	0.7%
% of FP17s Relating to Continuations	0	1,684	0.0%	1.3%	1.0%	0.8%
% of Patients satisfied with the dentistry they have received	2	2	N/A	95.3%	94.4%	93.5%
% of Patients satisfied with the time they had to wait for an appointment	2	2	N/A	88.2%	88.1%	87.4%

* This is based on patients treated on this contract for their most recent course of treatment. Figures in italics indicate the base number of FP17s or Patient Questionnaire responses are less than 100. N/A is shown where the base number of responses is less than 10 during the period. % is calculated as Quantity/Base number*100

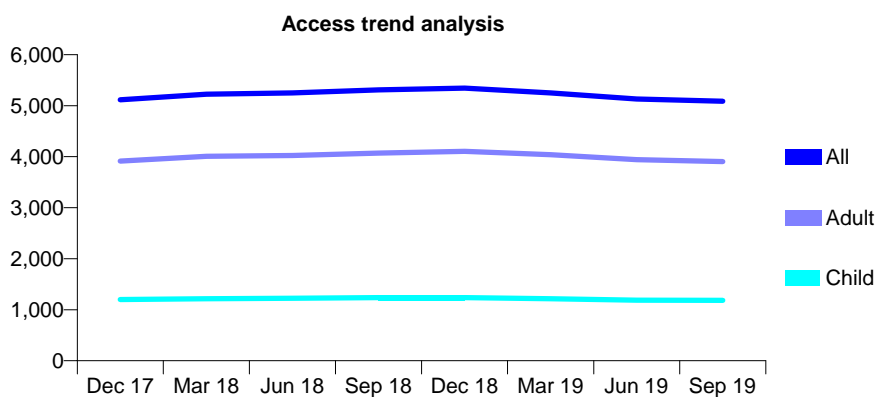
Q45 - Vital Signs At a Glance Contract Report for 833037/0007 - September 2019

Name or company name	Burgess Hyder Dental Group
Contract type name	GDS Contract
Purpose of contract	General
Contract start date	01/08/2006
Contract end date	

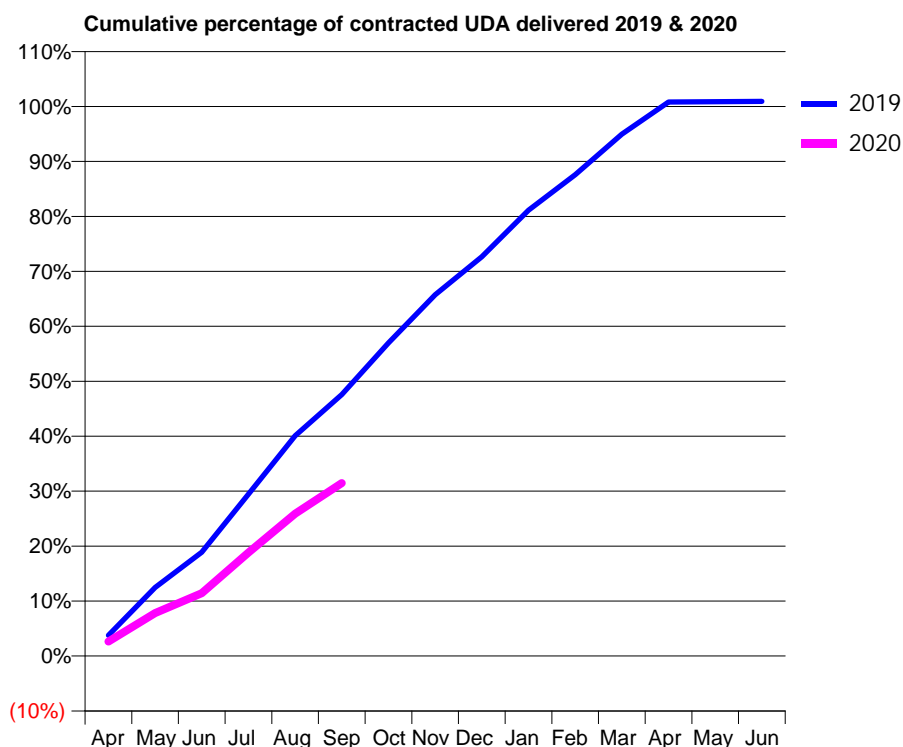
19/20 Contracted general activity (UDA)	12,000
Carry forward general activity (UDA)	-112
19/20 Contracted orthodontic activity (UOA)	0
Carry forward orthodontic activity (UOA)	0
Baseline contract value	£354,712.81

ACCESS*

Patients seen in 24 months	Total	Change since previous quarter
Quarter ending September 2018	5,310	
Quarter ending December 2018	5,344	→
Quarter ending March 2019	5,251	↓
Quarter ending June 2019	5,130	↓
Quarter ending September 2019	5,087	→
Variance since September 2018	(4.2%)	↓



ACTIVITY



Month	Adjusted Scheduled Activity (UDA)	
	2019	2020
April	463	317
May	1,527	940
June	2,312	1,374
July	3,607	2,260
August	4,906	3,108
September	5,822	3,776
October	6,973	
November	8,047	
December	8,892	
January	9,928	
February	10,721	
March	11,621	
April	12,340	
May	12,345	
June	12,352	

QUALITY

	Quantity	Base Number	Contract	AT	Region	England
% of FP17s for the same patient ID Re-attending within 3 months - Children	42	604	7.0%	11.7%	12.1%	11.5%
% of FP17s for the same patient ID Re-attending within 3 months - Adults	267	1,727	15.5%	14.7%	15.6%	15.4%
% of FP17s for the same patient ID Re-attending between 3 & 9 months - Children	293	604	48.5%	55.2%	61.2%	59.7%
% of FP17s for the same patient ID Re-attending between 3 & 9 months - Adults	701	1,727	40.6%	51.5%	54.3%	51.7%
% of FP17s for Band 1 Urgent Courses	329	2,049	16.1%	9.1%	9.1%	9.2%
% of FP17s Relating to Free Repair or Replacements	20	2,049	1.0%	1.2%	0.9%	0.7%
% of FP17s Relating to Continuations	12	2,049	0.6%	1.3%	1.0%	0.8%
% of Patients satisfied with the dentistry they have received	2	2	N/A	95.3%	94.4%	93.5%
% of Patients satisfied with the time they had to wait for an appointment	1	2	N/A	88.2%	88.1%	87.4%

* This is based on patients treated on this contract for their most recent course of treatment. Figures in italics indicate the base number of FP17s or Patient Questionnaire responses are less than 100. N/A is shown where the base number of responses is less than 10 during the period. % is calculated as Quantity/Base number*100

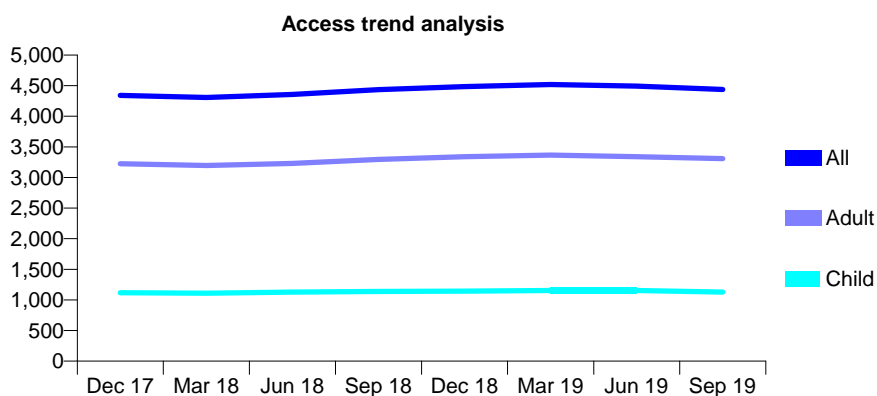
Q45 - Vital Signs At a Glance Contract Report for 833037/0008 - September 2019

Name or company name	Burgess Hyder Dental Group
Contract type name	GDS Contract
Purpose of contract	General
Contract start date	01/09/2008
Contract end date	

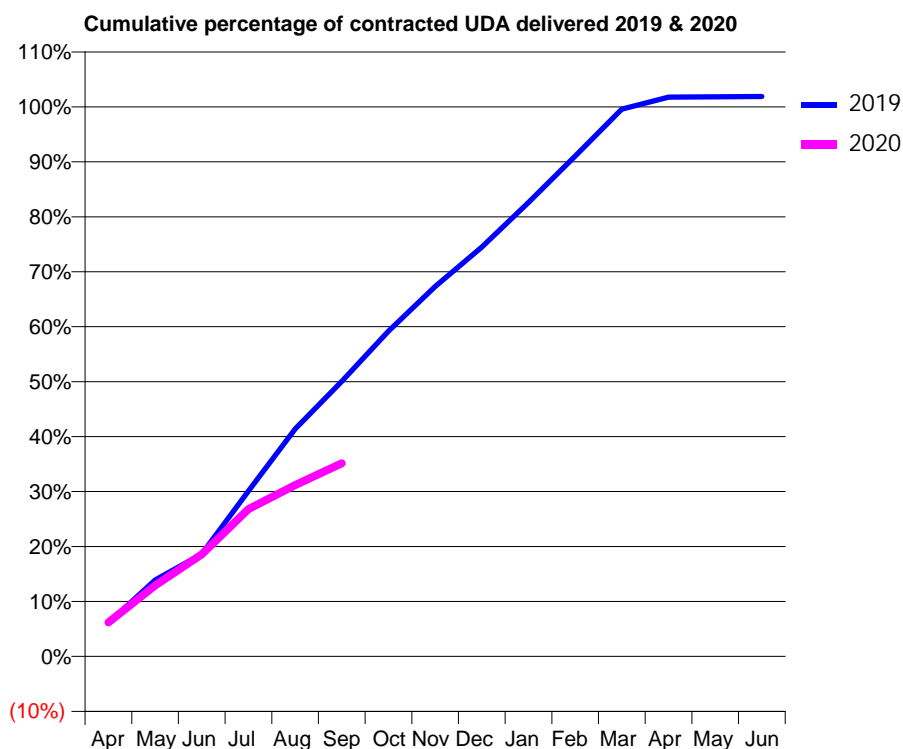
19/20 Contracted general activity (UDA)	10,861
Carry forward general activity (UDA)	-213
19/20 Contracted orthodontic activity (UOA)	0
Carry forward orthodontic activity (UOA)	0
Baseline contract value	£237,798.04

ACCESS*

Patients seen in 24 months	Total	Change since previous quarter
Quarter ending September 2018	4,435	
Quarter ending December 2018	4,485	→
Quarter ending March 2019	4,519	→
Quarter ending June 2019	4,494	→
Quarter ending September 2019	4,436	↓
Variance since September 2018	0.0%	→



ACTIVITY



Month	Adjusted Scheduled Activity (UDA)	
	2019	2020
April	695	673
May	1,582	1,404
June	2,118	2,019
July	3,422	2,911
August	4,707	3,385
September	5,690	3,816
October	6,731	
November	7,651	
December	8,468	
January	9,389	
February	10,350	
March	11,319	
April	11,569	
May	11,577	
June	11,581	

QUALITY

	Quantity	Base Number	Contract	AT	Region	England
% of FP17s for the same patient ID Re-attending within 3 months - Children	33	588	5.6%	11.7%	12.1%	11.5%
% of FP17s for the same patient ID Re-attending within 3 months - Adults	190	1,473	12.9%	14.7%	15.6%	15.4%
% of FP17s for the same patient ID Re-attending between 3 & 9 months - Children	310	588	52.7%	55.2%	61.2%	59.7%
% of FP17s for the same patient ID Re-attending between 3 & 9 months - Adults	710	1,473	48.2%	51.5%	54.3%	51.7%
% of FP17s for Band 1 Urgent Courses	294	1,909	15.4%	9.1%	9.1%	9.2%
% of FP17s Relating to Free Repair or Replacements	20	1,909	1.0%	1.2%	0.9%	0.7%
% of FP17s Relating to Continuations	6	1,909	0.3%	1.3%	1.0%	0.8%
% of Patients satisfied with the dentistry they have received	4	4	N/A	95.3%	94.4%	93.5%
% of Patients satisfied with the time they had to wait for an appointment	3	4	N/A	88.2%	88.1%	87.4%

* This is based on patients treated on this contract for their most recent course of treatment. Figures in italics indicate the base number of FP17s or Patient Questionnaire responses are less than 100. N/A is shown where the base number of responses is less than 10 during the period. % is calculated as Quantity/Base number*100

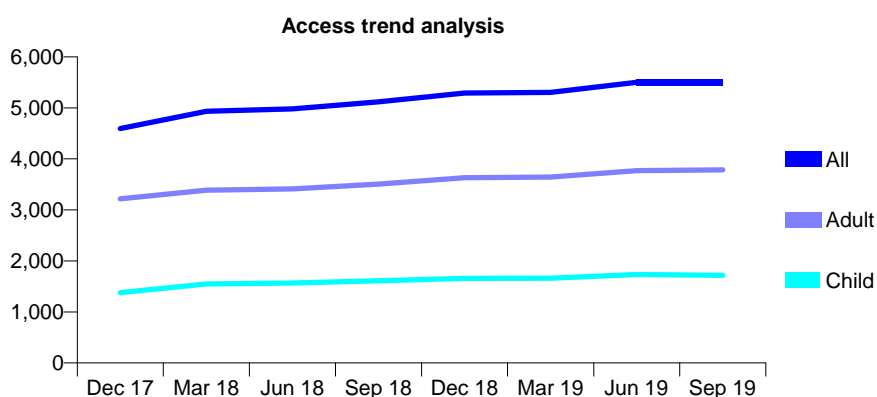
Q45 - Vital Signs At a Glance Contract Report for 833037/0009 - September 2019

Name or company name	Burgess Hyder Dental Group
Contract type name	GDS Contract
Purpose of contract	General
Contract start date	01/06/2009
Contract end date	

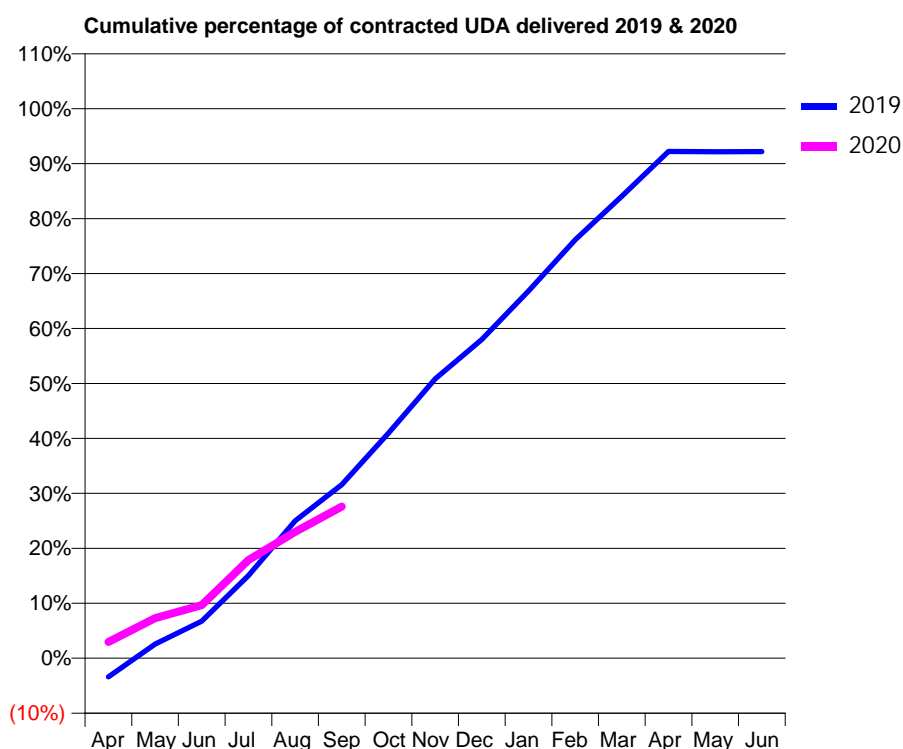
19/20 Contracted general activity (UDA)	15,400
Carry forward general activity (UDA)	0
19/20 Contracted orthodontic activity (UOA)	0
Carry forward orthodontic activity (UOA)	0
Baseline contract value	£341,913.62

ACCESS*

Patients seen in 24 months	Total	Change since previous quarter
Quarter ending September 2018	5,118	
Quarter ending December 2018	5,290	↑
Quarter ending March 2019	5,303	→
Quarter ending June 2019	5,502	↑
Quarter ending September 2019	5,502	→
Variance since September 2018	7.5%	↑



ACTIVITY



Month	2019	2020
April	-524	453
May	398	1,123
June	1,041	1,485
July	2,320	2,752
August	3,850	3,540
September	4,865	4,251
October	6,308	
November	7,826	
December	8,932	
January	10,290	
February	11,727	
March	12,948	
April	14,201	
May	14,191	
June	14,196	

QUALITY

	Quantity	Base Number	Contract	AT	Region	England
% of FP17s for the same patient ID Re-attending within 3 months - Children	67	691	9.7%	11.7%	12.1%	11.5%
% of FP17s for the same patient ID Re-attending within 3 months - Adults	406	1,740	23.3%	14.7%	15.6%	15.4%
% of FP17s for the same patient ID Re-attending between 3 & 9 months - Children	221	691	32.0%	55.2%	61.2%	59.7%
% of FP17s for the same patient ID Re-attending between 3 & 9 months - Adults	523	1,740	30.1%	51.5%	54.3%	51.7%
% of FP17s for Band 1 Urgent Courses	596	1,893	31.5%	9.1%	9.1%	9.2%
% of FP17s Relating to Free Repair or Replacements	15	1,893	0.8%	1.2%	0.9%	0.7%
% of FP17s Relating to Continuations	0	1,893	0.0%	1.3%	1.0%	0.8%
% of Patients satisfied with the dentistry they have received	1	1	N/A	95.3%	94.4%	93.5%
% of Patients satisfied with the time they had to wait for an appointment	0	1	N/A	88.2%	88.1%	87.4%

* This is based on patients treated on this contract for their most recent course of treatment.

Figures in italics indicate the base number of FP17s or Patient Questionnaire responses are less than 100. N/A is shown where the base number of responses is less than 10 during the period. % is calculated as Quantity/Base number*100

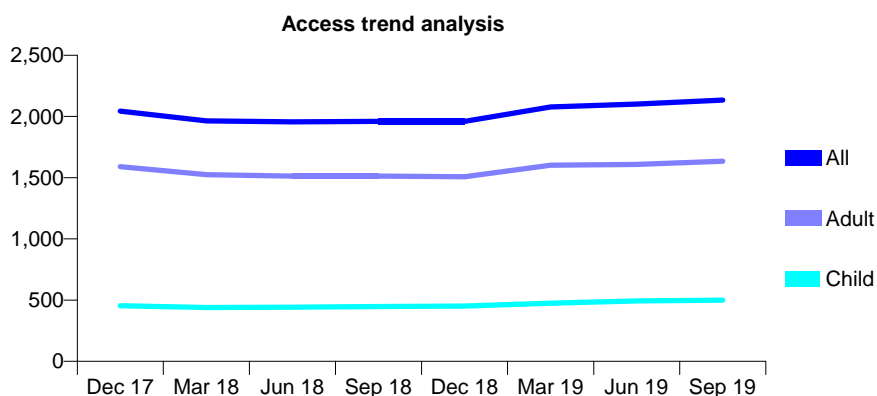
Q45 - Vital Signs At a Glance Contract Report for 833037/0010 - September 2019

Name or company name	Burgess Hyder Dental Group
Contract type name	GDS Contract
Purpose of contract	General
Contract start date	01/08/2010
Contract end date	

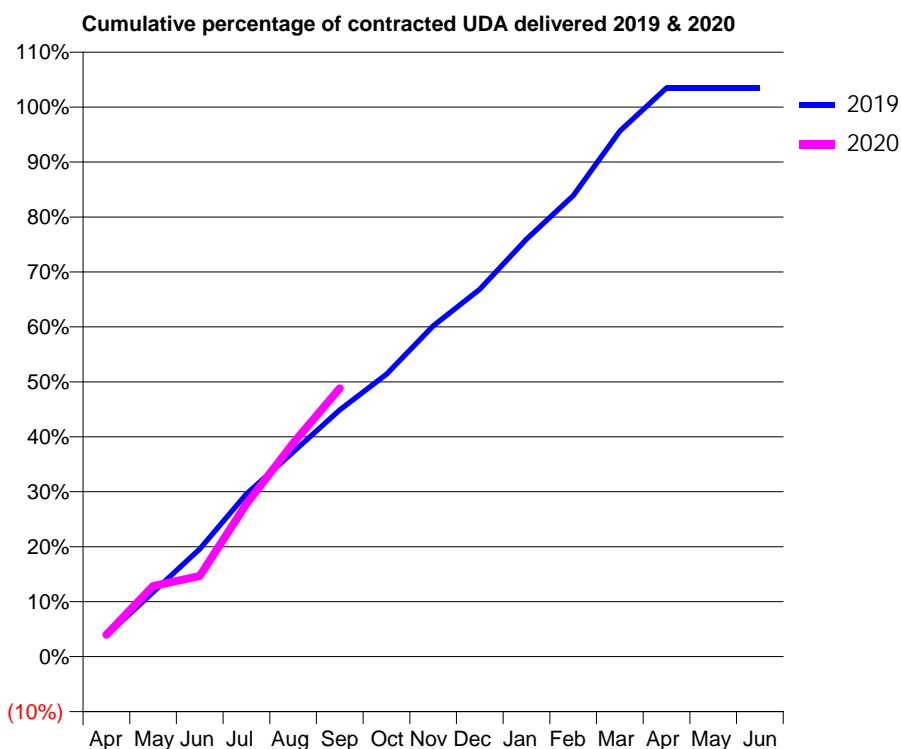
19/20 Contracted general activity (UDA)	5,025
Carry forward general activity (UDA)	-100
19/20 Contracted orthodontic activity (UOA)	0
Carry forward orthodontic activity (UOA)	0
Baseline contract value	£179,818.08

ACCESS*

Patients seen in 24 months	Total	Change since previous quarter
Quarter ending September 2018	1,960	
Quarter ending December 2018	1,960	→
Quarter ending March 2019	2,078	↑
Quarter ending June 2019	2,101	→
Quarter ending September 2019	2,134	→
Variance since September 2018	8.9%	↑



ACTIVITY



Month	Adjusted Scheduled Activity (UDA)	
	2019	2020
April	199	200
May	605	646
June	1,007	737
July	1,522	1,397
August	1,915	1,952
September	2,308	2,453
October	2,642	
November	3,095	
December	3,436	
January	3,905	
February	4,312	
March	4,916	
April	5,320	
May	5,320	
June	5,320	

QUALITY

	Quantity	Base Number	Contract	AT	Region	England
% of FP17s for the same patient ID Re-attending within 3 months - Children	29	333	8.7%	11.7%	12.1%	11.5%
% of FP17s for the same patient ID Re-attending within 3 months - Adults	167	1,046	16.0%	14.7%	15.6%	15.4%
% of FP17s for the same patient ID Re-attending between 3 & 9 months - Children	144	333	43.2%	55.2%	61.2%	59.7%
% of FP17s for the same patient ID Re-attending between 3 & 9 months - Adults	419	1,046	40.1%	51.5%	54.3%	51.7%
% of FP17s for Band 1 Urgent Courses	162	1,206	13.4%	9.1%	9.1%	9.2%
% of FP17s Relating to Free Repair or Replacements	14	1,206	1.2%	1.2%	0.9%	0.7%
% of FP17s Relating to Continuations	8	1,206	0.7%	1.3%	1.0%	0.8%
% of Patients satisfied with the dentistry they have received	4	5	N/A	95.3%	94.4%	93.5%
% of Patients satisfied with the time they had to wait for an appointment	4	5	N/A	88.2%	88.1%	87.4%

* This is based on patients treated on this contract for their most recent course of treatment. Figures in italics indicate the base number of FP17s or Patient Questionnaire responses are less than 100. N/A is shown where the base number of responses is less than 10 during the period. % is calculated as Quantity/Base number*100

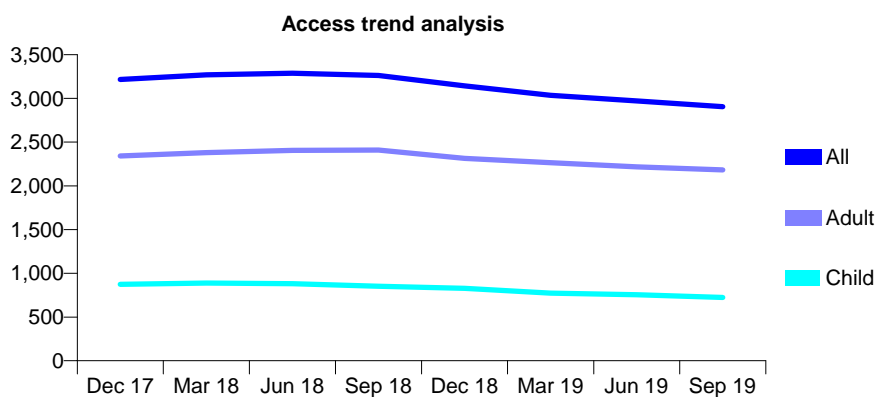
Q45 - Vital Signs At a Glance Contract Report for 833037/0011 - September 2019

Name or company name	Burgess Hyder Dental Group
Contract type name	GDS Contract
Purpose of contract	General
Contract start date	01/08/2010
Contract end date	

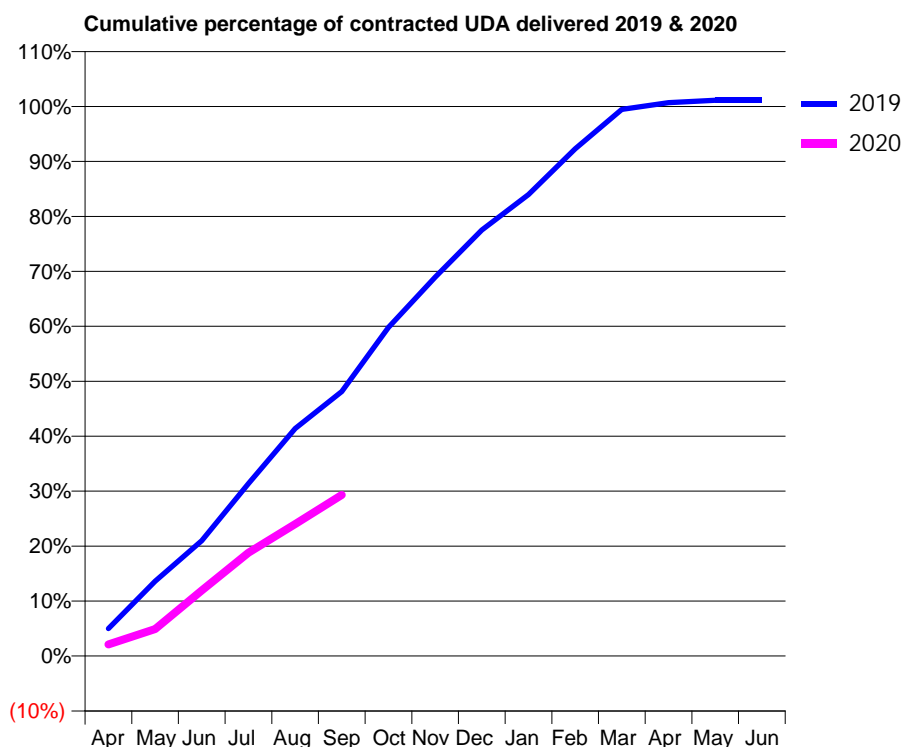
19/20 Contracted general activity (UDA)	8,710
Carry forward general activity (UDA)	-103
19/20 Contracted orthodontic activity (UOA)	0
Carry forward orthodontic activity (UOA)	0
Baseline contract value	£376,570.95

ACCESS*

Patients seen in 24 months	Total	Change since previous quarter
Quarter ending September 2018	3,261	
Quarter ending December 2018	3,143	↓
Quarter ending March 2019	3,036	↓
Quarter ending June 2019	2,971	↓
Quarter ending September 2019	2,906	↓
Variance since September 2018	(10.9%)	↓



ACTIVITY



Month	Adjusted Scheduled Activity (UDA)	
	2019	2020
April	460	184
May	1,258	427
June	1,936	1,040
July	2,898	1,636
August	3,822	2,092
September	4,445	2,553
October	5,524	
November	6,367	
December	7,157	
January	7,754	
February	8,524	
March	9,185	
April	9,300	
May	9,339	
June	9,339	

QUALITY

	Quantity	Base Number	Contract	AT	Region	England
% of FP17s for the same patient ID Re-attending within 3 months - Children	33	327	10.1%	11.7%	12.1%	11.5%
% of FP17s for the same patient ID Re-attending within 3 months - Adults	184	998	18.4%	14.7%	15.6%	15.4%
% of FP17s for the same patient ID Re-attending between 3 & 9 months - Children	139	327	42.5%	55.2%	61.2%	59.7%
% of FP17s for the same patient ID Re-attending between 3 & 9 months - Adults	416	998	41.7%	51.5%	54.3%	51.7%
% of FP17s for Band 1 Urgent Courses	300	1,240	24.2%	9.1%	9.1%	9.2%
% of FP17s Relating to Free Repair or Replacements	17	1,240	1.4%	1.2%	0.9%	0.7%
% of FP17s Relating to Continuations	1	1,240	0.1%	1.3%	1.0%	0.8%
% of Patients satisfied with the dentistry they have received	5	5	N/A	95.3%	94.4%	93.5%
% of Patients satisfied with the time they had to wait for an appointment	5	5	N/A	88.2%	88.1%	87.4%

* This is based on patients treated on this contract for their most recent course of treatment. Figures in italics indicate the base number of FP17s or Patient Questionnaire responses are less than 100. N/A is shown where the base number of responses is less than 10 during the period. % is calculated as Quantity/Base number*100

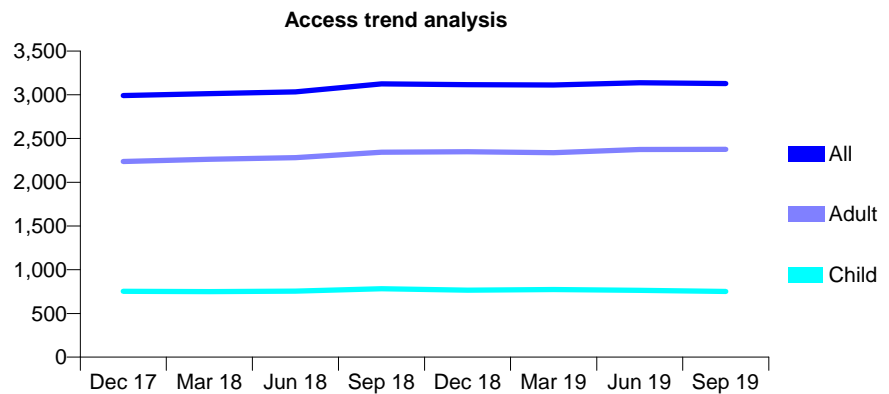
Q45 - Vital Signs At a Glance Contract Report for 833037/0012 - September 2019

Name or company name	Burgess Hyder Dental Group
Contract type name	GDS Contract
Purpose of contract	General
Contract start date	01/08/2010
Contract end date	

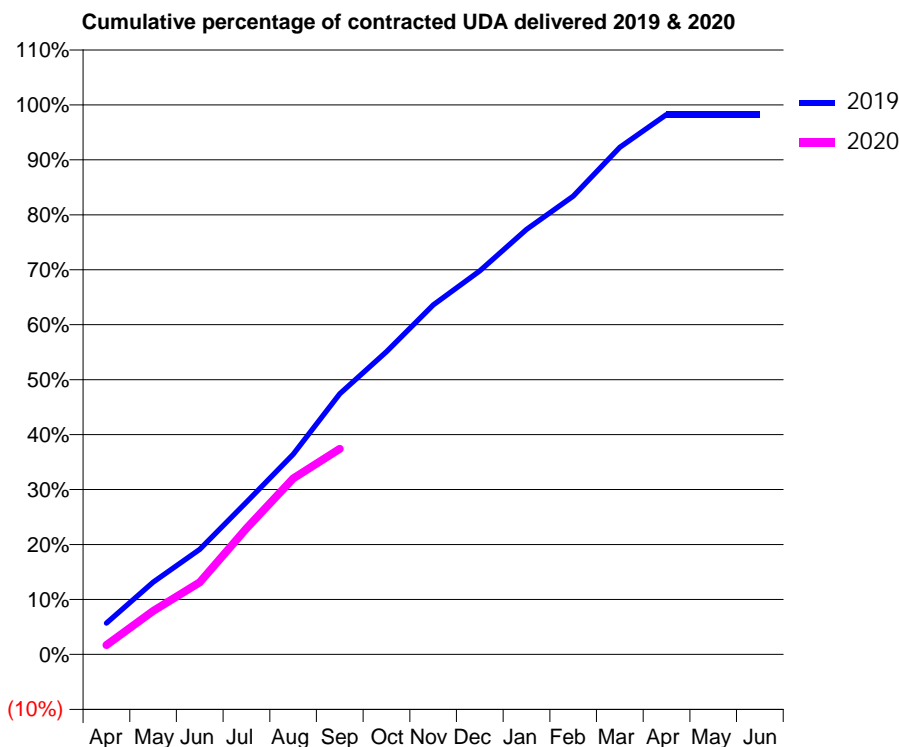
19/20 Contracted general activity (UDA)	7,758
Carry forward general activity (UDA)	141
19/20 Contracted orthodontic activity (UOA)	0
Carry forward orthodontic activity (UOA)	0
Baseline contract value	£283,898.52

ACCESS*

Patients seen in 24 months	Total	Change since previous quarter
Quarter ending September 2018	3,125	
Quarter ending December 2018	3,115	→
Quarter ending March 2019	3,112	→
Quarter ending June 2019	3,138	→
Quarter ending September 2019	3,128	→
Variance since September 2018	0.1%	→



ACTIVITY



Month	2019	2020
April	454	132
May	1,049	613
June	1,528	1,018
July	2,214	1,780
August	2,908	2,484
September	3,789	2,902
October	4,401	
November	5,080	
December	5,577	
January	6,177	
February	6,662	
March	7,372	
April	7,848	
May	7,848	
June	7,848	

QUALITY

	Quantity	Base Number	Contract	AT	Region	England
% of FP17s for the same patient ID Re-attending within 3 months - Children	34	409	8.3%	11.7%	12.1%	11.5%
% of FP17s for the same patient ID Re-attending within 3 months - Adults	253	1,277	19.8%	14.7%	15.6%	15.4%
% of FP17s for the same patient ID Re-attending between 3 & 9 months - Children	150	409	36.7%	55.2%	61.2%	59.7%
% of FP17s for the same patient ID Re-attending between 3 & 9 months - Adults	382	1,277	29.9%	51.5%	54.3%	51.7%
% of FP17s for Band 1 Urgent Courses	288	1,516	19.0%	9.1%	9.1%	9.2%
% of FP17s Relating to Free Repair or Replacements	15	1,516	1.0%	1.2%	0.9%	0.7%
% of FP17s Relating to Continuations	40	1,516	2.6%	1.3%	1.0%	0.8%
% of Patients satisfied with the dentistry they have received	1	1	N/A	95.3%	94.4%	93.5%
% of Patients satisfied with the time they had to wait for an appointment	1	1	N/A	88.2%	88.1%	87.4%

* This is based on patients treated on this contract for their most recent course of treatment. Figures in italics indicate the base number of FP17s or Patient Questionnaire responses are less than 100. N/A is shown where the base number of responses is less than 10 during the period. % is calculated as Quantity/Base number*100

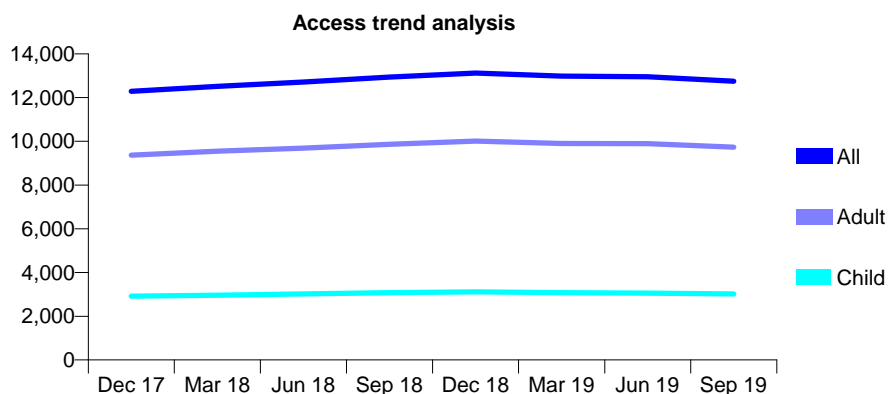
Q45 - Vital Signs At a Glance Contract Report for 833037/0013 - September 2019

Name or company name	Burgess Hyder Dental Group
Contract type name	GDS Contract
Purpose of contract	General
Contract start date	01/08/2010
Contract end date	

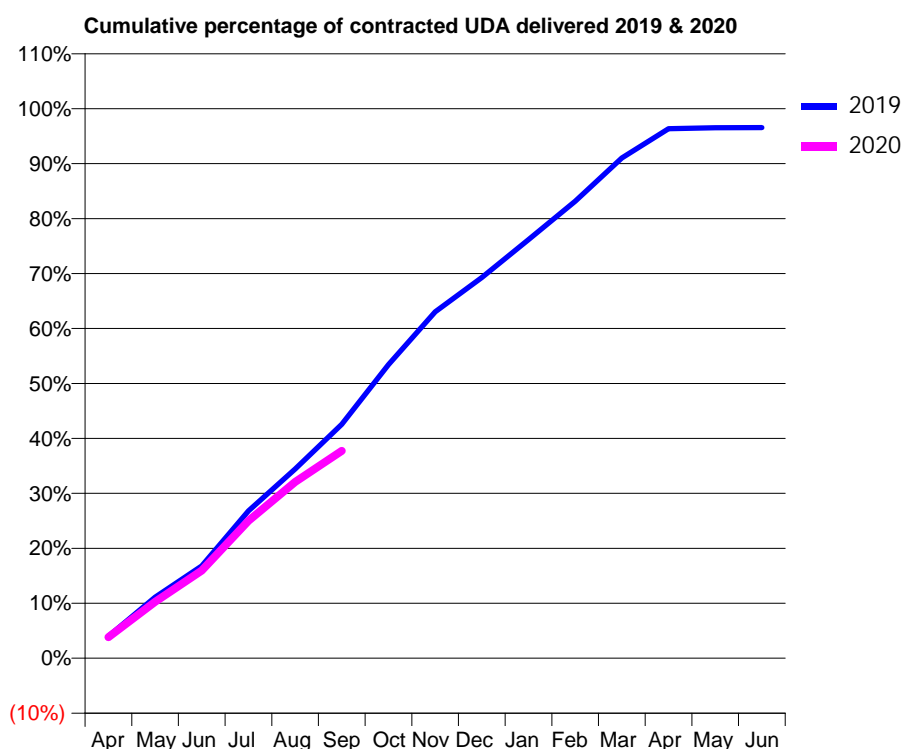
19/20 Contracted general activity (UDA)	33,814
Carry forward general activity (UDA)	0
19/20 Contracted orthodontic activity (UOA)	0
Carry forward orthodontic activity (UOA)	0
Baseline contract value	£1,173,094.62

ACCESS*

Patients seen in 24 months	Total	Change since previous quarter
Quarter ending September 2018	12,942	
Quarter ending December 2018	13,127	→
Quarter ending March 2019	12,984	↓
Quarter ending June 2019	12,952	→
Quarter ending September 2019	12,748	↓
Variance since September 2018	(1.5%)	↓



ACTIVITY



Month	2019	2020
April	1,362	1,297
May	3,756	3,473
June	5,682	5,393
July	9,064	8,452
August	11,649	10,844
September	14,389	12,756
October	18,062	
November	21,317	
December	23,426	
January	25,757	
February	28,116	
March	30,773	
April	32,582	
May	32,637	
June	32,647	

QUALITY

	Quantity	Base Number	Contract	AT	Region	England
% of FP17s for the same patient ID Re-attending within 3 months - Children	179	1,893	9.5%	11.7%	12.1%	11.5%
% of FP17s for the same patient ID Re-attending within 3 months - Adults	1,017	5,517	18.4%	14.7%	15.6%	15.4%
% of FP17s for the same patient ID Re-attending between 3 & 9 months - Children	989	1,893	52.2%	55.2%	61.2%	59.7%
% of FP17s for the same patient ID Re-attending between 3 & 9 months - Adults	2,201	5,517	39.9%	51.5%	54.3%	51.7%
% of FP17s for Band 1 Urgent Courses	1,235	6,331	19.5%	9.1%	9.1%	9.2%
% of FP17s Relating to Free Repair or Replacements	102	6,331	1.6%	1.2%	0.9%	0.7%
% of FP17s Relating to Continuations	59	6,331	0.9%	1.3%	1.0%	0.8%
% of Patients satisfied with the dentistry they have received	10	11	90.9%	95.3%	94.4%	93.5%
% of Patients satisfied with the time they had to wait for an appointment	9	11	81.8%	88.2%	88.1%	87.4%

* This is based on patients treated on this contract for their most recent course of treatment.

Figures in italics indicate the base number of FP17s or Patient Questionnaire responses are less than 100. N/A is shown where the base number of responses is less than 10 during the period. % is calculated as Quantity/Base number*100

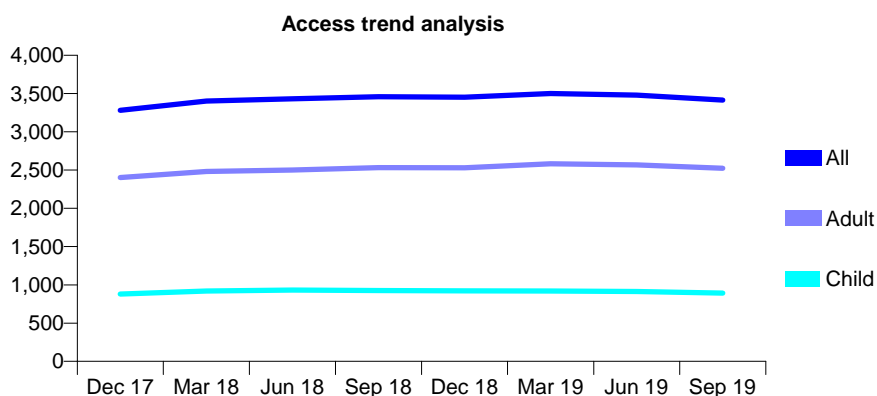
Q45 - Vital Signs At a Glance Contract Report for 833037/0014 - September 2019

Name or company name	Burgess Hyder Dental Group
Contract type name	PDS Plus Contract
Purpose of contract	General
Contract start date	01/09/2010
Contract end date	31/03/2020

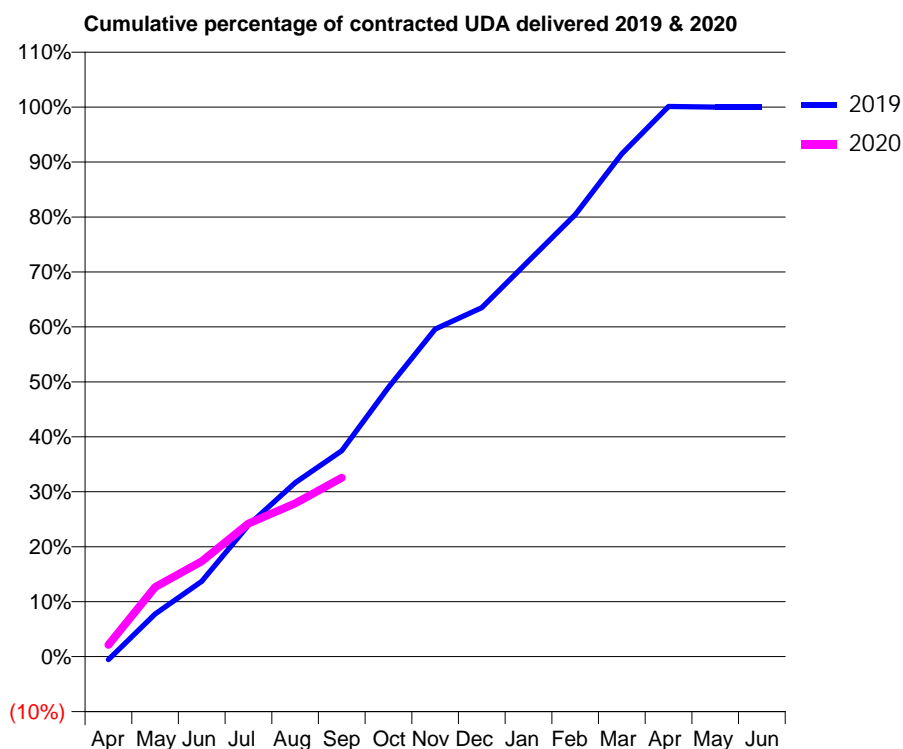
19/20 Contracted general activity (UDA)	7,089
Carry forward general activity (UDA)	0
19/20 Contracted orthodontic activity (UOA)	0
Carry forward orthodontic activity (UOA)	0
Baseline contract value	£121,475.18

ACCESS*

Patients seen in 24 months	Total	Change since previous quarter
Quarter ending September 2018	3,458	
Quarter ending December 2018	3,451	→
Quarter ending March 2019	3,501	→
Quarter ending June 2019	3,479	→
Quarter ending September 2019	3,415	↓
Variance since September 2018	(1.2%)	↓



ACTIVITY



Month	Adjusted Scheduled Activity (UDA)	
	2019	2020
April	-39	153
May	551	897
June	971	1,230
July	1,697	1,718
August	2,244	1,977
September	2,655	2,308
October	3,474	
November	4,224	
December	4,500	
January	5,103	
February	5,702	
March	6,486	
April	7,097	
May	7,088	
June	7,088	

QUALITY

	Quantity	Base Number	Contract	AT	Region	England
% of FP17s for the same patient ID Re-attending within 3 months - Children	16	426	3.8%	11.7%	12.1%	11.5%
% of FP17s for the same patient ID Re-attending within 3 months - Adults	186	1,238	15.0%	14.7%	15.6%	15.4%
% of FP17s for the same patient ID Re-attending between 3 & 9 months - Children	213	426	50.0%	55.2%	61.2%	59.7%
% of FP17s for the same patient ID Re-attending between 3 & 9 months - Adults	496	1,238	40.1%	51.5%	54.3%	51.7%
% of FP17s for Band 1 Urgent Courses	235	1,403	16.7%	9.1%	9.1%	9.2%
% of FP17s Relating to Free Repair or Replacements	12	1,403	0.9%	1.2%	0.9%	0.7%
% of FP17s Relating to Continuations	4	1,403	0.3%	1.3%	1.0%	0.8%
% of Patients satisfied with the dentistry they have received	2	2	N/A	95.3%	94.4%	93.5%
% of Patients satisfied with the time they had to wait for an appointment	2	2	N/A	88.2%	88.1%	87.4%

* This is based on patients treated on this contract for their most recent course of treatment. Figures in italics indicate the base number of FP17s or Patient Questionnaire responses are less than 100. N/A is shown where the base number of responses is less than 10 during the period. % is calculated as Quantity/Base number*100

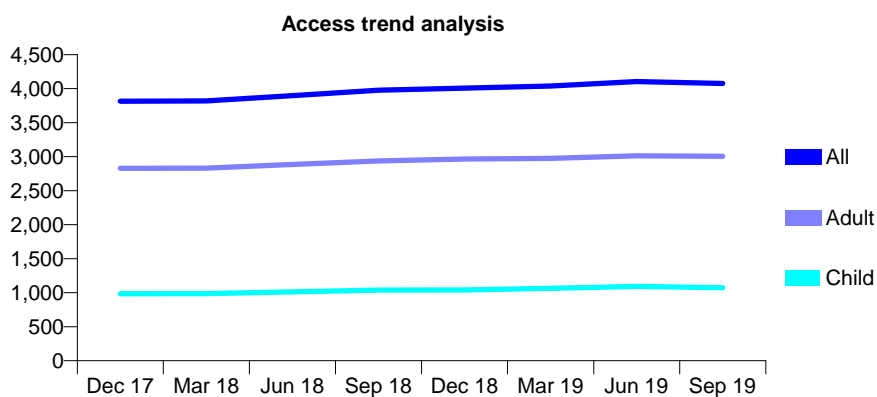
Q45 - Vital Signs At a Glance Contract Report for 833037/0015 - September 2019

Name or company name	Burgess Hyder Dental Group
Contract type name	PDS Plus Contract
Purpose of contract	General
Contract start date	01/09/2010
Contract end date	31/03/2020

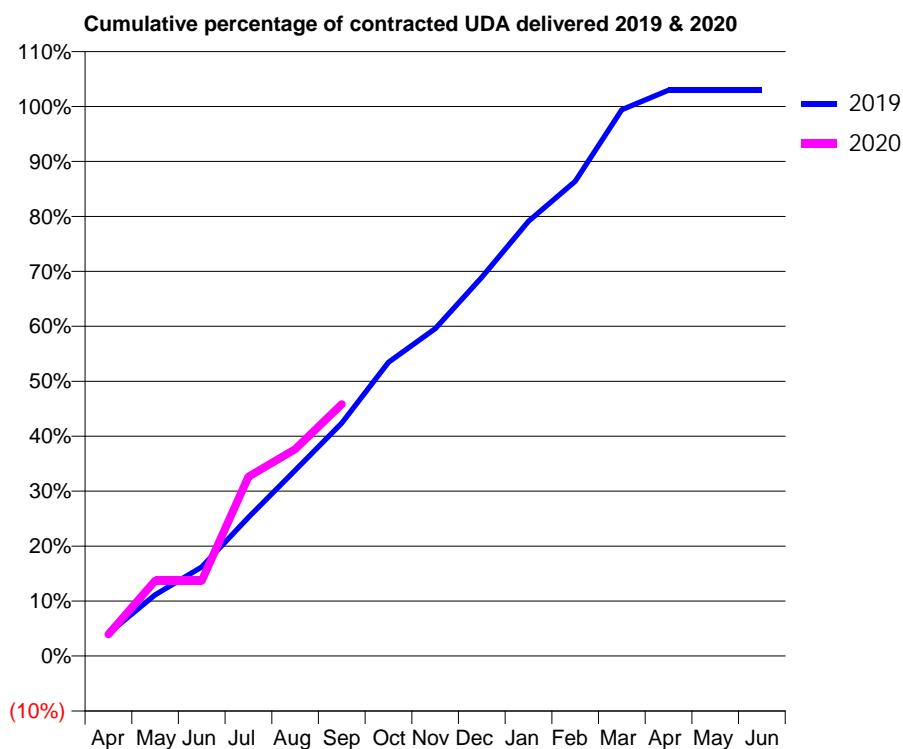
19/20 Contracted general activity (UDA)	9,027
Carry forward general activity (UDA)	0
19/20 Contracted orthodontic activity (UOA)	0
Carry forward orthodontic activity (UOA)	0
Baseline contract value	£154,655.72

ACCESS*

Patients seen in 24 months	Total	Change since previous quarter
Quarter ending September 2018	3,977	
Quarter ending December 2018	4,008	→
Quarter ending March 2019	4,039	→
Quarter ending June 2019	4,105	→
Quarter ending September 2019	4,078	→
Variance since September 2018	2.5%	↑



ACTIVITY



Month	Adjusted Scheduled Activity (UDA)	
	2019	2020
April	374	357
May	1,006	1,237
June	1,464	1,237
July	2,278	2,944
August	3,051	3,399
September	3,825	4,137
October	4,824	
November	5,376	
December	6,221	
January	7,141	
February	7,798	
March	8,973	
April	9,293	
May	9,293	
June	9,293	

QUALITY

	Quantity	Base Number	Contract	AT	Region	England
% of FP17s for the same patient ID Re-attending within 3 months - Children	48	700	6.9%	11.7%	12.1%	11.5%
% of FP17s for the same patient ID Re-attending within 3 months - Adults	201	1,786	11.3%	14.7%	15.6%	15.4%
% of FP17s for the same patient ID Re-attending between 3 & 9 months - Children	406	700	58.0%	55.2%	61.2%	59.7%
% of FP17s for the same patient ID Re-attending between 3 & 9 months - Adults	949	1,786	53.1%	51.5%	54.3%	51.7%
% of FP17s for Band 1 Urgent Courses	323	2,359	13.7%	9.1%	9.1%	9.2%
% of FP17s Relating to Free Repair or Replacements	8	2,359	0.3%	1.2%	0.9%	0.7%
% of FP17s Relating to Continuations	5	2,359	0.2%	1.3%	1.0%	0.8%
% of Patients satisfied with the dentistry they have received	0	0	N/A	95.3%	94.4%	93.5%
% of Patients satisfied with the time they had to wait for an appointment	0	0	N/A	88.2%	88.1%	87.4%

* This is based on patients treated on this contract for their most recent course of treatment. Figures in italics indicate the base number of FP17s or Patient Questionnaire responses are less than 100. N/A is shown where the base number of responses is less than 10 during the period. % is calculated as Quantity/Base number*100

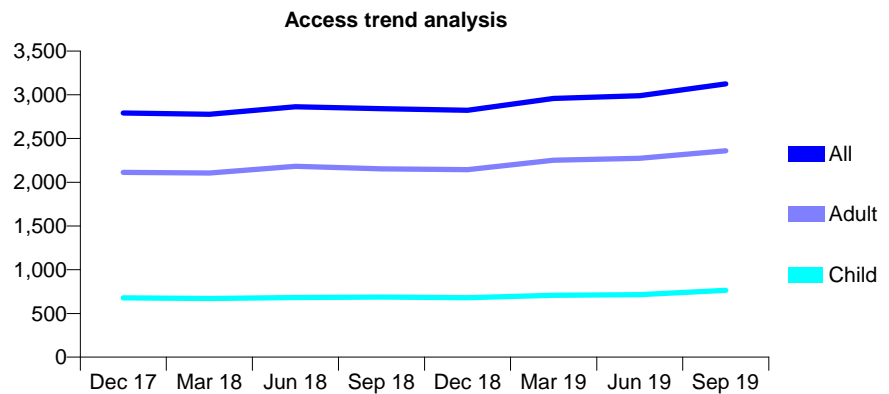
Q45 - Vital Signs At a Glance Contract Report for 835951/0001 - September 2019

Name or company name	Mr D Chopra
Contract type name	GDS Contract
Purpose of contract	General
Contract start date	01/04/2006
Contract end date	

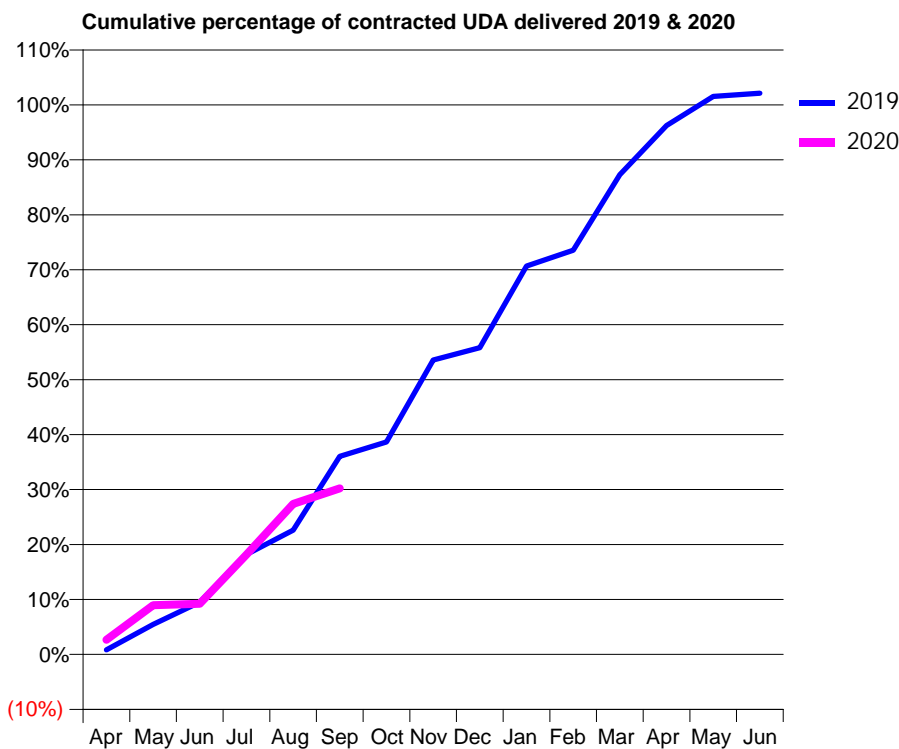
19/20 Contracted general activity (UDA)	13,150
Carry forward general activity (UDA)	-262
19/20 Contracted orthodontic activity (UOA)	0
Carry forward orthodontic activity (UOA)	0
Baseline contract value	£423,016.02

ACCESS*

Patients seen in 24 months	Total	Change since previous quarter
Quarter ending September 2018	2,840	
Quarter ending December 2018	2,823	→
Quarter ending March 2019	2,958	↑
Quarter ending June 2019	2,990	→
Quarter ending September 2019	3,125	↑
Variance since September 2018	10.0%	↑



ACTIVITY



Month	2019	2020
April	110	354
May	719	1,178
June	1,253	1,214
July	2,392	2,389
August	2,974	3,600
September	4,741	3,975
October	5,086	
November	7,043	
December	7,339	
January	9,290	
February	9,670	
March	11,480	
April	12,653	
May	13,353	
June	13,431	

QUALITY

	Quantity	Base Number	Contract	AT	Region	England
% of FP17s for the same patient ID Re-attending within 3 months - Children	28	466	6.0%	11.7%	12.1%	11.5%
% of FP17s for the same patient ID Re-attending within 3 months - Adults	170	1,321	12.9%	14.7%	15.6%	15.4%
% of FP17s for the same patient ID Re-attending between 3 & 9 months - Children	232	466	49.8%	55.2%	61.2%	59.7%
% of FP17s for the same patient ID Re-attending between 3 & 9 months - Adults	652	1,321	49.4%	51.5%	54.3%	51.7%
% of FP17s for Band 1 Urgent Courses	13	1,367	1.0%	9.1%	9.1%	9.2%
% of FP17s Relating to Free Repair or Replacements	34	1,367	2.5%	1.2%	0.9%	0.7%
% of FP17s Relating to Continuations	29	1,367	2.1%	1.3%	1.0%	0.8%
% of Patients satisfied with the dentistry they have received	2	3	N/A	95.3%	94.4%	93.5%
% of Patients satisfied with the time they had to wait for an appointment	3	3	N/A	88.2%	88.1%	87.4%

* This is based on patients treated on this contract for their most recent course of treatment. Figures in italics indicate the base number of FP17s or Patient Questionnaire responses are less than 100. N/A is shown where the base number of responses is less than 10 during the period. % is calculated as Quantity/Base number*100

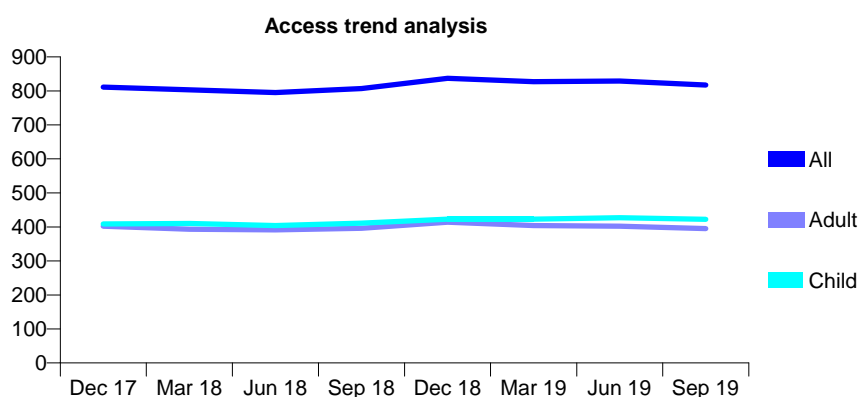
Q45 - Vital Signs At a Glance Contract Report for 860654/0001 - September 2019

Name or company name	MR CJ SHERWIN
Contract type name	GDS Contract
Purpose of contract	General
Contract start date	01/01/2012
Contract end date	

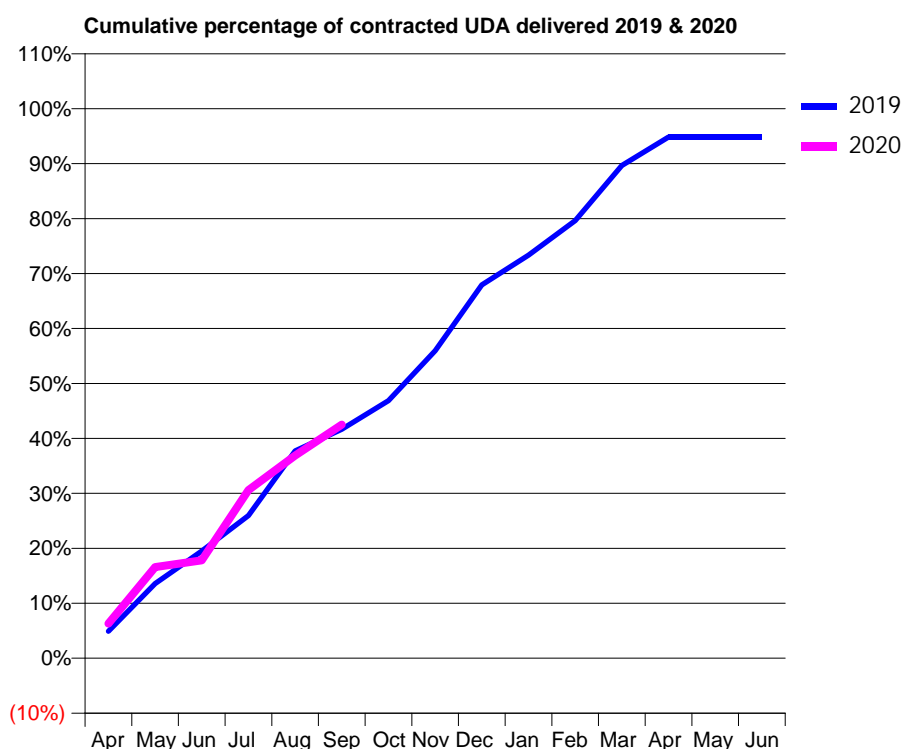
19/20 Contracted general activity (UDA)	2,500
Carry forward general activity (UDA)	0
19/20 Contracted orthodontic activity (UOA)	0
Carry forward orthodontic activity (UOA)	0
Baseline contract value	£57,376.10

ACCESS*

Patients seen in 24 months	Total	Change since previous quarter
Quarter ending September 2018	807	
Quarter ending December 2018	837	↑
Quarter ending March 2019	827	↓
Quarter ending June 2019	829	→
Quarter ending September 2019	817	↓
Variance since September 2018	1.2%	→



ACTIVITY



Month	2019	2020
April	123	157
May	340	415
June	487	445
July	650	765
August	943	922
September	1,041	1,063
October	1,172	
November	1,399	
December	1,698	
January	1,834	
February	1,991	
March	2,241	
April	2,370	
May	2,370	
June	2,370	

QUALITY

	Quantity	Base Number	Contract	AT	Region	England
% of FP17s for the same patient ID Re-attending within 3 months - Children	31	477	6.5%	11.7%	12.1%	11.5%
% of FP17s for the same patient ID Re-attending within 3 months - Adults	24	288	8.3%	14.7%	15.6%	15.4%
% of FP17s for the same patient ID Re-attending between 3 & 9 months - Children	370	477	77.6%	55.2%	61.2%	59.7%
% of FP17s for the same patient ID Re-attending between 3 & 9 months - Adults	206	288	71.5%	51.5%	54.3%	51.7%
% of FP17s for Band 1 Urgent Courses	24	692	3.5%	9.1%	9.1%	9.2%
% of FP17s Relating to Free Repair or Replacements	2	692	0.3%	1.2%	0.9%	0.7%
% of FP17s Relating to Continuations	5	692	0.7%	1.3%	1.0%	0.8%
% of Patients satisfied with the dentistry they have received	0	0	N/A	95.3%	94.4%	93.5%
% of Patients satisfied with the time they had to wait for an appointment	0	0	N/A	88.2%	88.1%	87.4%

* This is based on patients treated on this contract for their most recent course of treatment.

Figures in italics indicate the base number of FP17s or Patient Questionnaire responses are less than 100. N/A is shown where the base number of responses is less than 10 during the period. % is calculated as Quantity/Base number*100

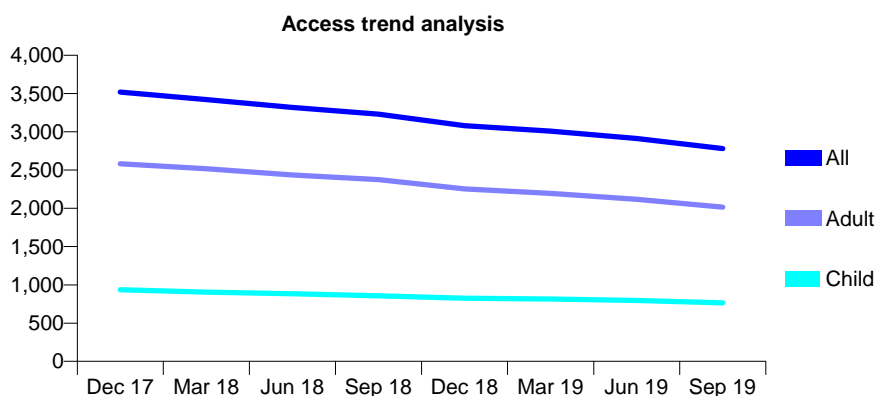
Q45 - Vital Signs At a Glance Contract Report for 866334/0001 - September 2019

Name or company name	MR CT BURTON
Contract type name	GDS Contract
Purpose of contract	General
Contract start date	01/06/2008
Contract end date	

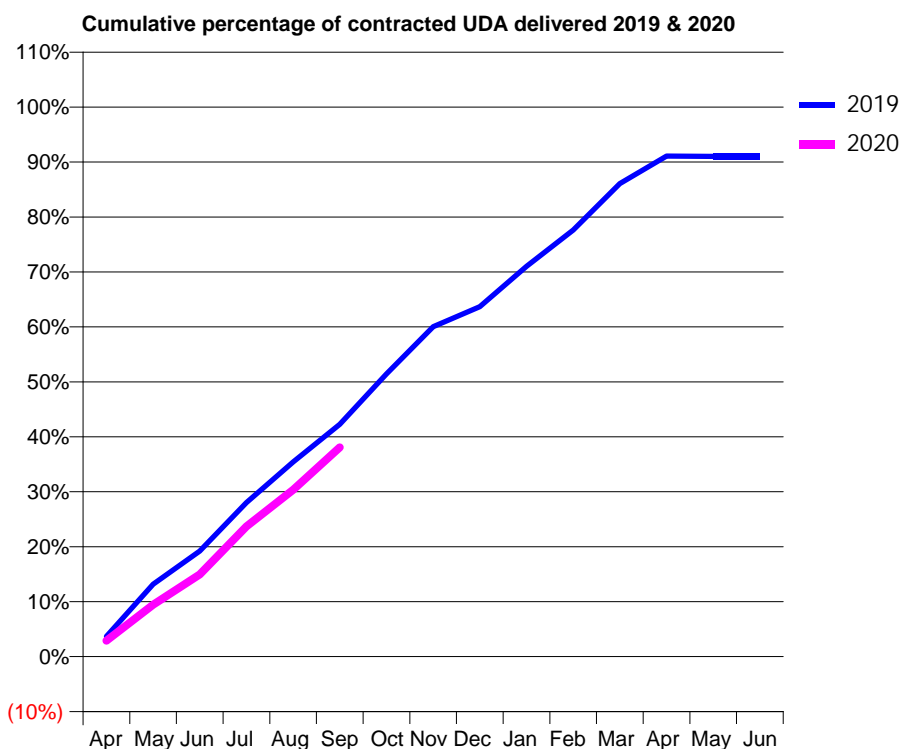
19/20 Contracted general activity (UDA)	8,000
Carry forward general activity (UDA)	94
19/20 Contracted orthodontic activity (UOA)	0
Carry forward orthodontic activity (UOA)	0
Baseline contract value	£194,424.69

ACCESS*

Patients seen in 24 months	Total	Change since previous quarter
Quarter ending September 2018	3,231	
Quarter ending December 2018	3,080	↓
Quarter ending March 2019	3,010	↓
Quarter ending June 2019	2,913	↓
Quarter ending September 2019	2,780	↓
Variance since September 2018	(14.0%)	↓



ACTIVITY



Month	Adjusted Scheduled Activity (UDA)	
	2019	2020
April	294	233
May	1,055	757
June	1,536	1,198
July	2,243	1,896
August	2,833	2,430
September	3,382	3,046
October	4,116	
November	4,803	
December	5,095	
January	5,682	
February	6,209	
March	6,885	
April	7,287	
May	7,281	
June	7,281	

QUALITY

	Quantity	Base Number	Contract	AT	Region	England
% of FP17s for the same patient ID Re-attending within 3 months - Children	24	626	3.8%	11.7%	12.1%	11.5%
% of FP17s for the same patient ID Re-attending within 3 months - Adults	133	1,447	9.2%	14.7%	15.6%	15.4%
% of FP17s for the same patient ID Re-attending between 3 & 9 months - Children	412	626	65.8%	55.2%	61.2%	59.7%
% of FP17s for the same patient ID Re-attending between 3 & 9 months - Adults	927	1,447	64.1%	51.5%	54.3%	51.7%
% of FP17s for Band 1 Urgent Courses	72	1,891	3.8%	9.1%	9.1%	9.2%
% of FP17s Relating to Free Repair or Replacements	11	1,891	0.6%	1.2%	0.9%	0.7%
% of FP17s Relating to Continuations	21	1,891	1.1%	1.3%	1.0%	0.8%
% of Patients satisfied with the dentistry they have received	1	1	N/A	95.3%	94.4%	93.5%
% of Patients satisfied with the time they had to wait for an appointment	1	1	N/A	88.2%	88.1%	87.4%

* This is based on patients treated on this contract for their most recent course of treatment. Figures in italics indicate the base number of FP17s or Patient Questionnaire responses are less than 100. N/A is shown where the base number of responses is less than 10 during the period. % is calculated as Quantity/Base number*100

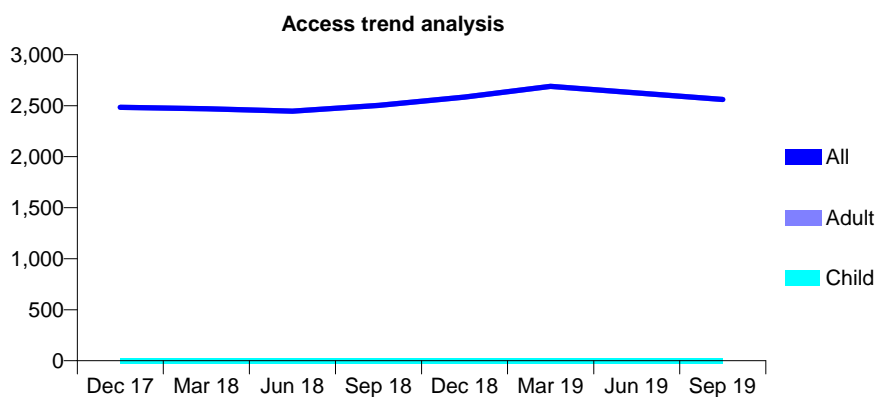
Q45 - Vital Signs At a Glance Contract Report for 881864/0002 - September 2019

Name or company name	MR DA POWER
Contract type name	PDS Contract
Purpose of contract	General
Contract start date	31/10/2010
Contract end date	31/03/2020

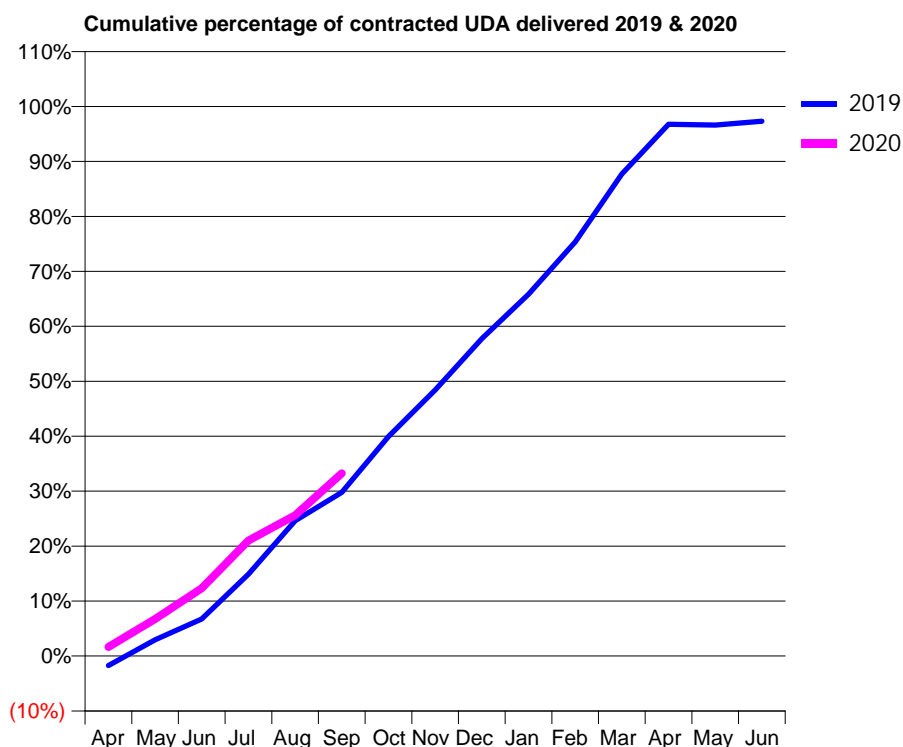
19/20 Contracted general activity (UDA)	7,467
Carry forward general activity (UDA)	0
19/20 Contracted orthodontic activity (UOA)	0
Carry forward orthodontic activity (UOA)	0
Baseline contract value	£272,825.58

ACCESS*

Patients seen in 24 months	Total	Change since previous quarter
Quarter ending September 2018	2,502	
Quarter ending December 2018	2,584	↑
Quarter ending March 2019	2,689	↑
Quarter ending June 2019	2,626	↓
Quarter ending September 2019	2,560	↓
Variance since September 2018	2.3%	↑



ACTIVITY



Month	Adjusted Scheduled Activity (UDA)	
	2019	2020
April	-132	123
May	220	504
June	505	921
July	1,111	1,569
August	1,838	1,912
September	2,225	2,484
October	2,983	
November	3,615	
December	4,311	
January	4,915	
February	5,627	
March	6,549	
April	7,226	
May	7,215	
June	7,267	

QUALITY

	Quantity	Base Number	Contract	AT	Region	England
% of FP17s for the same patient ID Re-attending within 3 months - Children	0	0	N/A	11.7%	12.1%	11.5%
% of FP17s for the same patient ID Re-attending within 3 months - Adults	54	756	7.1%	14.7%	15.6%	15.4%
% of FP17s for the same patient ID Re-attending between 3 & 9 months - Children	0	0	N/A	55.2%	61.2%	59.7%
% of FP17s for the same patient ID Re-attending between 3 & 9 months - Adults	197	756	26.1%	51.5%	54.3%	51.7%
% of FP17s for Band 1 Urgent Courses	0	507	0.0%	9.1%	9.1%	9.2%
% of FP17s Relating to Free Repair or Replacements	0	507	0.0%	1.2%	0.9%	0.7%
% of FP17s Relating to Continuations	8	507	1.6%	1.3%	1.0%	0.8%
% of Patients satisfied with the dentistry they have received	1	1	N/A	95.3%	94.4%	93.5%
% of Patients satisfied with the time they had to wait for an appointment	1	1	N/A	88.2%	88.1%	87.4%

* This is based on patients treated on this contract for their most recent course of treatment.

Figures in italics indicate the base number of FP17s or Patient Questionnaire responses are less than 100. N/A is shown where the base number of responses is less than 10 during the period. % is calculated as Quantity/Base number*100

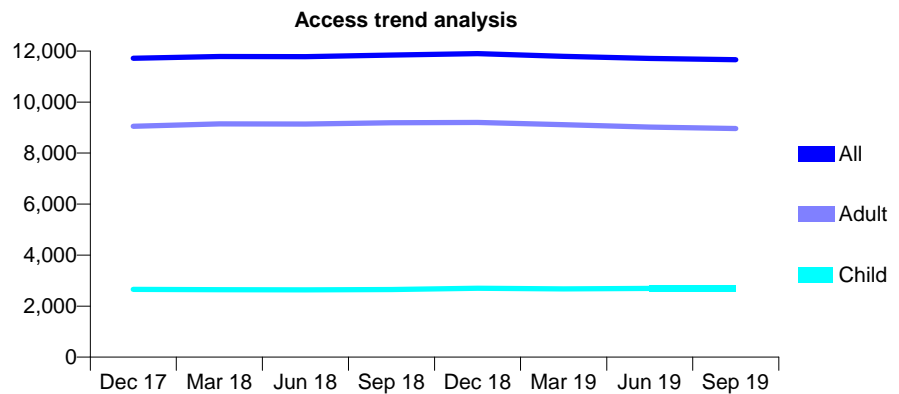
Q45 - Vital Signs At a Glance Contract Report for 905844/0001 - September 2019

Name or company name	Ms F Brown and Mr M Ellis
Contract type name	GDS Contract
Purpose of contract	General
Contract start date	01/04/2006
Contract end date	

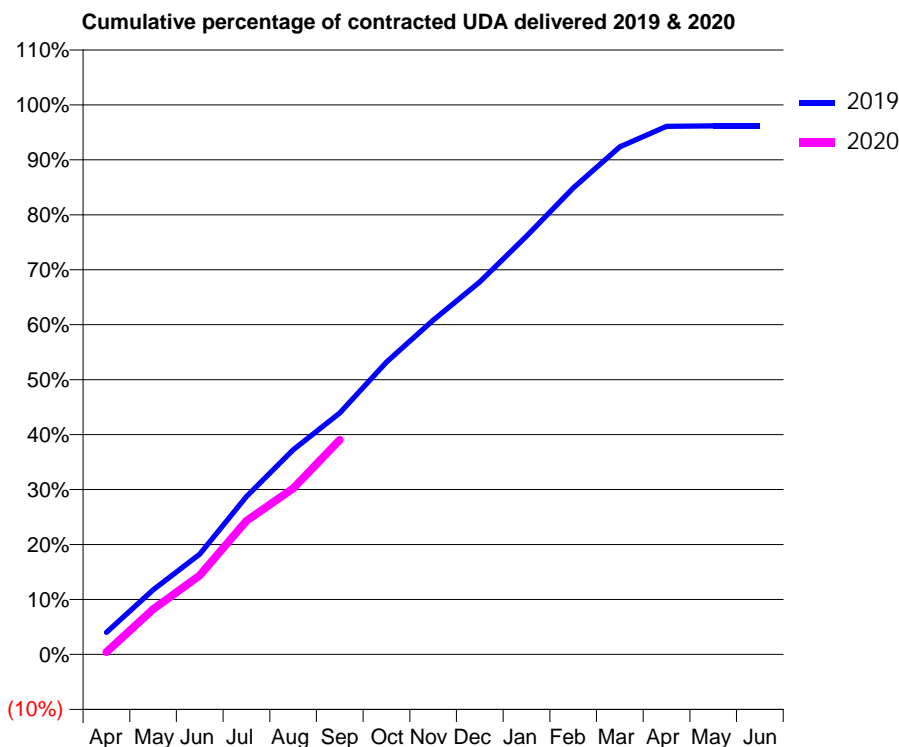
19/20 Contracted general activity (UDA)	30,150
Carry forward general activity (UDA)	1,167
19/20 Contracted orthodontic activity (UOA)	0
Carry forward orthodontic activity (UOA)	0
Baseline contract value	£800,585.27

ACCESS*

Patients seen in 24 months	Total	Change since previous quarter
Quarter ending September 2018	11,840	
Quarter ending December 2018	11,899	→
Quarter ending March 2019	11,791	→
Quarter ending June 2019	11,710	→
Quarter ending September 2019	11,664	→
Variance since September 2018	(1.5%)	↓



ACTIVITY



Month	2019	2020
April	1,226	127
May	3,591	2,484
June	5,572	4,332
July	8,777	7,325
August	11,367	9,112
September	13,414	11,769
October	16,233	
November	18,570	
December	20,696	
January	23,237	
February	25,913	
March	28,195	
April	29,332	
May	29,362	
June	29,361	

QUALITY

	Quantity	Base Number	Contract	AT	Region	England
% of FP17s for the same patient ID Re-attending within 3 months - Children	87	1,663	5.2%	11.7%	12.1%	11.5%
% of FP17s for the same patient ID Re-attending within 3 months - Adults	611	5,242	11.7%	14.7%	15.6%	15.4%
% of FP17s for the same patient ID Re-attending between 3 & 9 months - Children	866	1,663	52.1%	55.2%	61.2%	59.7%
% of FP17s for the same patient ID Re-attending between 3 & 9 months - Adults	2,426	5,242	46.3%	51.5%	54.3%	51.7%
% of FP17s for Band 1 Urgent Courses	317	5,986	5.3%	9.1%	9.1%	9.2%
% of FP17s Relating to Free Repair or Replacements	112	5,986	1.9%	1.2%	0.9%	0.7%
% of FP17s Relating to Continuations	94	5,986	1.6%	1.3%	1.0%	0.8%
% of Patients satisfied with the dentistry they have received	5	6	N/A	95.3%	94.4%	93.5%
% of Patients satisfied with the time they had to wait for an appointment	5	6	N/A	88.2%	88.1%	87.4%

* This is based on patients treated on this contract for their most recent course of treatment. Figures in italics indicate the base number of FP17s or Patient Questionnaire responses are less than 100. N/A is shown where the base number of responses is less than 10 during the period. % is calculated as Quantity/Base number*100

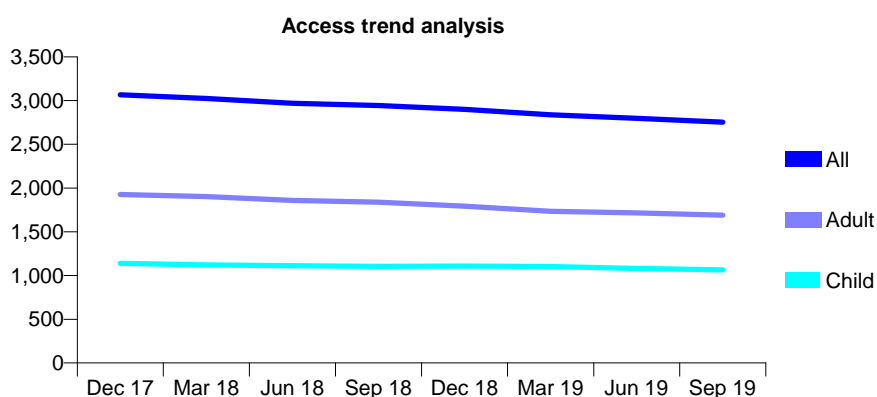
Q45 - Vital Signs At a Glance Contract Report for 907316/0002 - September 2019

Name or company name	MR AI WILSON
Contract type name	GDS Contract
Purpose of contract	General
Contract start date	01/04/2006
Contract end date	

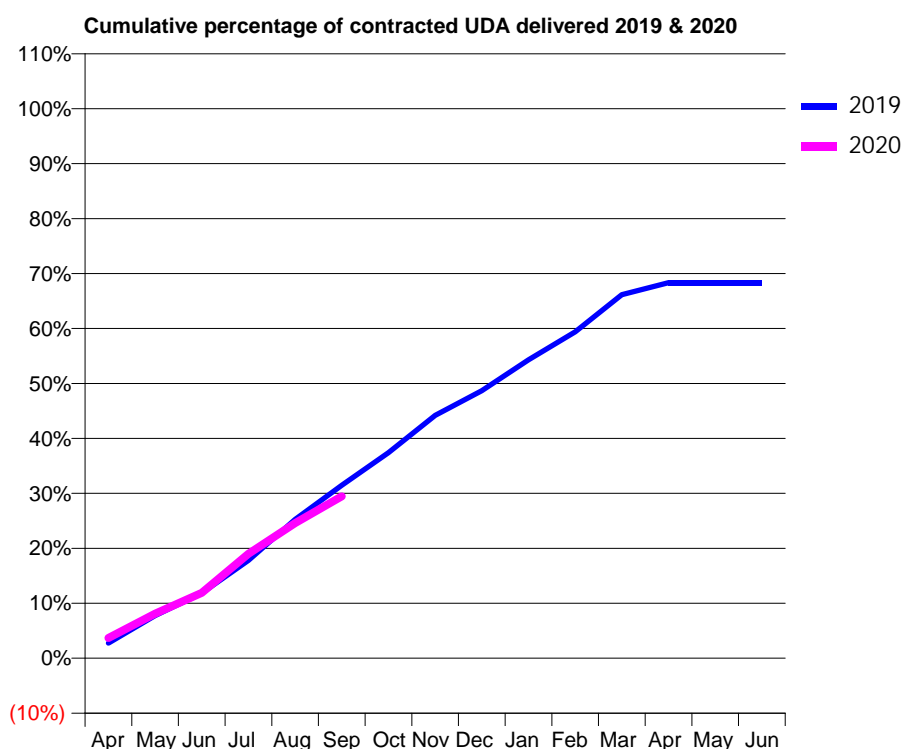
19/20 Contracted general activity (UDA)	10,500
Carry forward general activity (UDA)	0
19/20 Contracted orthodontic activity (UOA)	0
Carry forward orthodontic activity (UOA)	0
Baseline contract value	£278,849.44

ACCESS*

Patients seen in 24 months	Total	Change since previous quarter
Quarter ending September 2018	2,944	
Quarter ending December 2018	2,900	↓
Quarter ending March 2019	2,838	↓
Quarter ending June 2019	2,798	↓
Quarter ending September 2019	2,753	↓
Variance since September 2018	(6.5%)	↓



ACTIVITY



Adjusted Scheduled Activity (UDA)		
Month	2019	2020
April	290	389
May	816	853
June	1,245	1,249
July	1,872	1,997
August	2,655	2,582
September	3,303	3,094
October	3,928	
November	4,642	
December	5,110	
January	5,702	
February	6,237	
March	6,948	
April	7,174	
May	7,177	
June	7,174	

QUALITY

	Quantity	Base Number	Contract	AT	Region	England
% of FP17s for the same patient ID Re-attending within 3 months - Children	62	850	7.3%	11.7%	12.1%	11.5%
% of FP17s for the same patient ID Re-attending within 3 months - Adults	179	1,264	14.2%	14.7%	15.6%	15.4%
% of FP17s for the same patient ID Re-attending between 3 & 9 months - Children	556	850	65.4%	55.2%	61.2%	59.7%
% of FP17s for the same patient ID Re-attending between 3 & 9 months - Adults	847	1,264	67.0%	51.5%	54.3%	51.7%
% of FP17s for Band 1 Urgent Courses	103	1,968	5.2%	9.1%	9.1%	9.2%
% of FP17s Relating to Free Repair or Replacements	7	1,968	0.4%	1.2%	0.9%	0.7%
% of FP17s Relating to Continuations	51	1,968	2.6%	1.3%	1.0%	0.8%
% of Patients satisfied with the dentistry they have received	3	3	N/A	95.3%	94.4%	93.5%
% of Patients satisfied with the time they had to wait for an appointment	2	3	N/A	88.2%	88.1%	87.4%

* This is based on patients treated on this contract for their most recent course of treatment.

Figures in italics indicate the base number of FP17s or Patient Questionnaire responses are less than 100. N/A is shown where the base number of responses is less than 10 during the period. % is calculated as Quantity/Base number*100

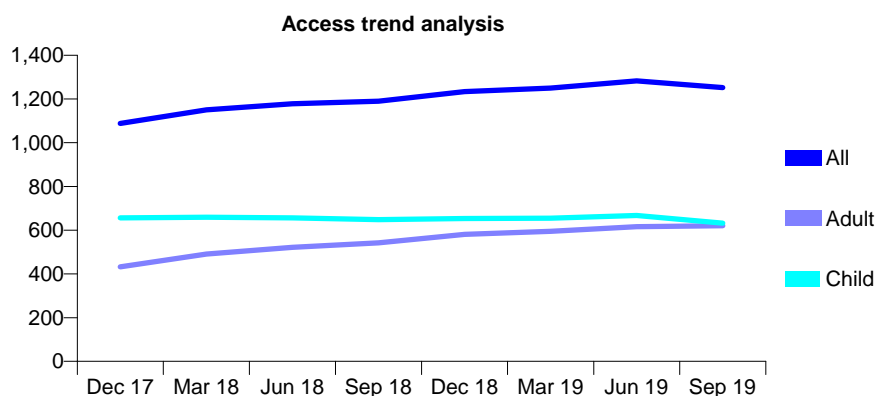
Q45 - Vital Signs At a Glance Contract Report for 911852/0001 - September 2019

Name or company name	MR JC BENNETT
Contract type name	GDS Contract
Purpose of contract	General
Contract start date	01/12/2014
Contract end date	

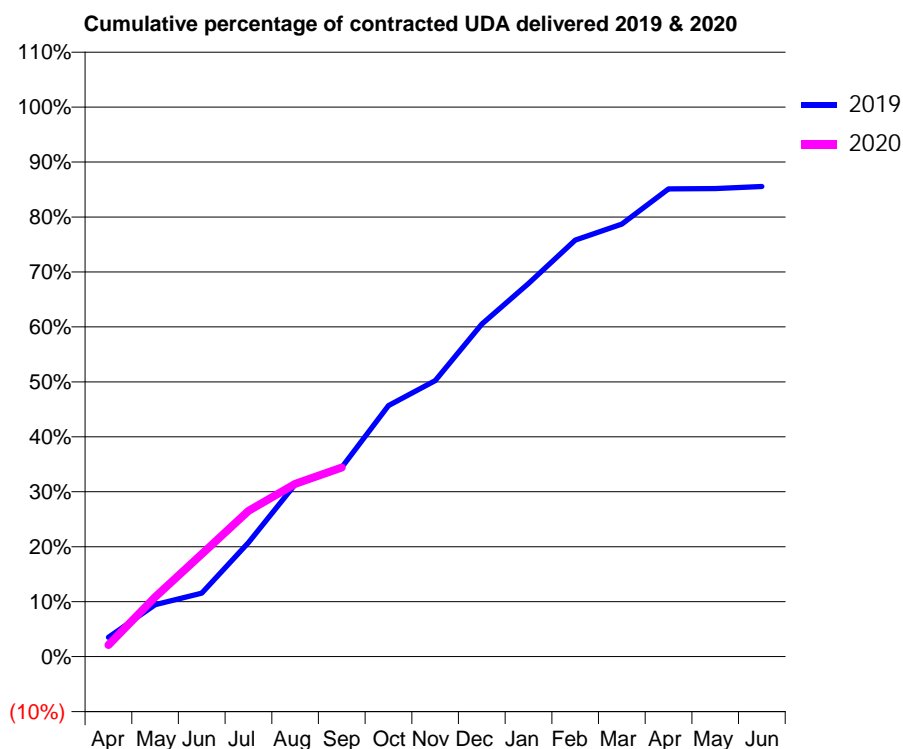
19/20 Contracted general activity (UDA)	3,071
Carry forward general activity (UDA)	0
19/20 Contracted orthodontic activity (UOA)	0
Carry forward orthodontic activity (UOA)	0
Baseline contract value	£67,238.54

ACCESS*

Patients seen in 24 months	Total	Change since previous quarter
Quarter ending September 2018	1,190	
Quarter ending December 2018	1,234	↑
Quarter ending March 2019	1,250	→
Quarter ending June 2019	1,283	↑
Quarter ending September 2019	1,252	↓
Variance since September 2018	5.2%	↑



ACTIVITY



Month	Adjusted Scheduled Activity (UDA)	
	2019	2020
April	108	65
May	290	333
June	355	572
July	638	814
August	963	965
September	1,058	1,057
October	1,403	
November	1,542	
December	1,858	
January	2,085	
February	2,328	
March	2,417	
April	2,614	
May	2,615	
June	2,627	

QUALITY

	Quantity	Base Number	Contract	AT	Region	England
% of FP17s for the same patient ID Re-attending within 3 months - Children	20	437	4.6%	11.7%	12.1%	11.5%
% of FP17s for the same patient ID Re-attending within 3 months - Adults	47	344	13.7%	14.7%	15.6%	15.4%
% of FP17s for the same patient ID Re-attending between 3 & 9 months - Children	266	437	60.9%	55.2%	61.2%	59.7%
% of FP17s for the same patient ID Re-attending between 3 & 9 months - Adults	165	344	48.0%	51.5%	54.3%	51.7%
% of FP17s for Band 1 Urgent Courses	23	642	3.6%	9.1%	9.1%	9.2%
% of FP17s Relating to Free Repair or Replacements	6	642	0.9%	1.2%	0.9%	0.7%
% of FP17s Relating to Continuations	2	642	0.3%	1.3%	1.0%	0.8%
% of Patients satisfied with the dentistry they have received	1	1	N/A	95.3%	94.4%	93.5%
% of Patients satisfied with the time they had to wait for an appointment	0	1	N/A	88.2%	88.1%	87.4%

* This is based on patients treated on this contract for their most recent course of treatment. Figures in italics indicate the base number of FP17s or Patient Questionnaire responses are less than 100. N/A is shown where the base number of responses is less than 10 during the period. % is calculated as Quantity/Base number*100

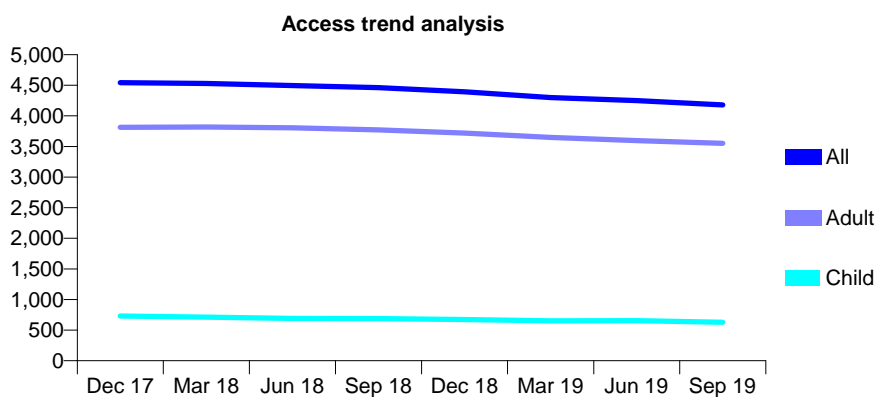
Q45 - Vital Signs At a Glance Contract Report for 918873/0001 - September 2019

Name or company name	Milnes Dental Practice
Contract type name	GDS Contract
Purpose of contract	General
Contract start date	10/08/2012
Contract end date	

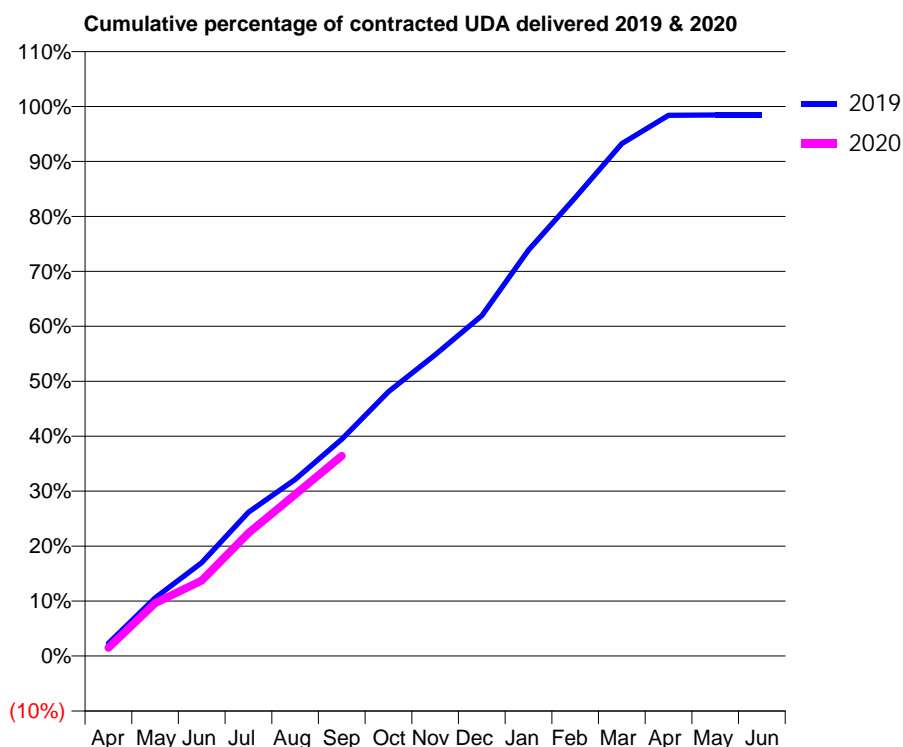
19/20 Contracted general activity (UDA)	11,709
Carry forward general activity (UDA)	182
19/20 Contracted orthodontic activity (UOA)	0
Carry forward orthodontic activity (UOA)	0
Baseline contract value	£347,461.85

ACCESS*

Patients seen in 24 months	Total	Change since previous quarter
Quarter ending September 2018	4,461	
Quarter ending December 2018	4,393	↓
Quarter ending March 2019	4,300	↓
Quarter ending June 2019	4,250	↓
Quarter ending September 2019	4,180	↓
Variance since September 2018	(6.3%)	↓



ACTIVITY



Month	Adjusted Scheduled Activity (UDA)	
	2019	2020
April	270	179
May	1,241	1,125
June	1,991	1,608
July	3,064	2,621
August	3,765	3,444
September	4,619	4,264
October	5,630	
November	6,420	
December	7,254	
January	8,648	
February	9,768	
March	10,917	
April	11,519	
May	11,526	
June	11,526	

QUALITY

	Quantity	Base Number	Contract	AT	Region	England
% of FP17s for the same patient ID Re-attending within 3 months - Children	24	517	4.6%	11.7%	12.1%	11.5%
% of FP17s for the same patient ID Re-attending within 3 months - Adults	353	2,606	13.5%	14.7%	15.6%	15.4%
% of FP17s for the same patient ID Re-attending between 3 & 9 months - Children	362	517	70.0%	55.2%	61.2%	59.7%
% of FP17s for the same patient ID Re-attending between 3 & 9 months - Adults	1,709	2,606	65.6%	51.5%	54.3%	51.7%
% of FP17s for Band 1 Urgent Courses	185	2,787	6.6%	9.1%	9.1%	9.2%
% of FP17s Relating to Free Repair or Replacements	19	2,787	0.7%	1.2%	0.9%	0.7%
% of FP17s Relating to Continuations	40	2,787	1.4%	1.3%	1.0%	0.8%
% of Patients satisfied with the dentistry they have received	7	7	N/A	95.3%	94.4%	93.5%
% of Patients satisfied with the time they had to wait for an appointment	7	7	N/A	88.2%	88.1%	87.4%

* This is based on patients treated on this contract for their most recent course of treatment. Figures in italics indicate the base number of FP17s or Patient Questionnaire responses are less than 100. N/A is shown where the base number of responses is less than 10 during the period. % is calculated as Quantity/Base number*100

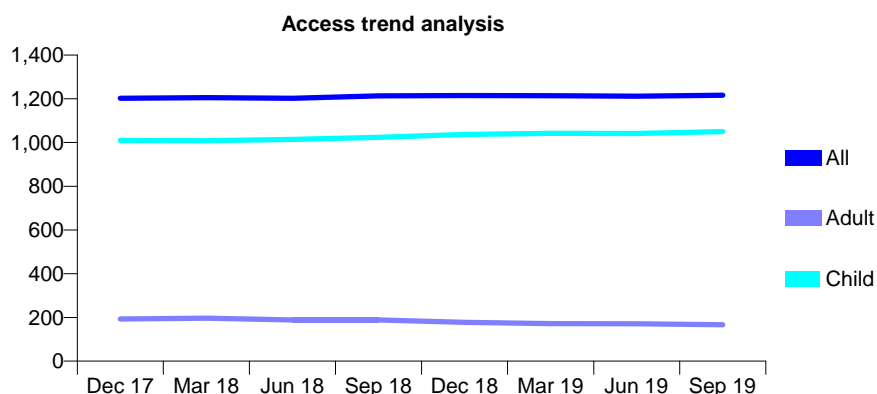
Q45 - Vital Signs At a Glance Contract Report for 919047/0001 - September 2019

Name or company name	MR TR LEWIS
Contract type name	GDS Contract
Purpose of contract	General and Orthodontic
Contract start date	01/04/2006
Contract end date	

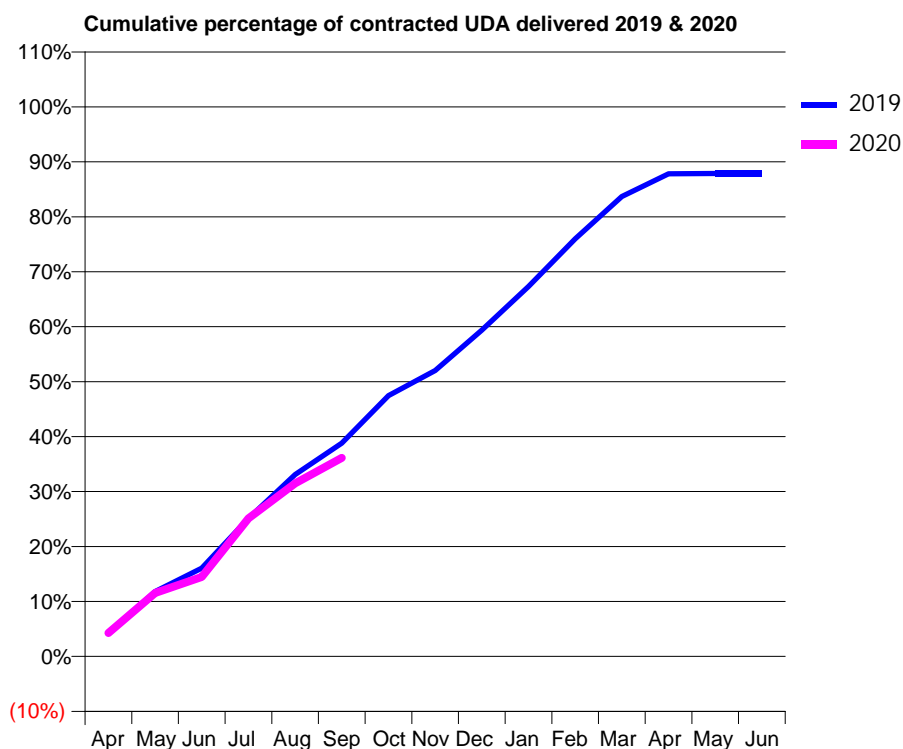
19/20 Contracted general activity (UDA)	4,075
Carry forward general activity (UDA)	0
19/20 Contracted orthodontic activity (UOA)	400
Carry forward orthodontic activity (UOA)	0
Baseline contract value	£99,272.66

ACCESS*

Patients seen in 24 months	Total	Change since previous quarter
Quarter ending September 2018	1,213	
Quarter ending December 2018	1,215	→
Quarter ending March 2019	1,214	→
Quarter ending June 2019	1,212	→
Quarter ending September 2019	1,216	→
Variance since September 2018	0.2%	→



ACTIVITY



Month	2019	2020
April	167	174
May	481	470
June	654	589
July	1,024	1,024
August	1,348	1,284
September	1,582	1,472
October	1,934	
November	2,119	
December	2,419	
January	2,744	
February	3,097	
March	3,410	
April	3,578	
May	3,581	
June	3,581	

QUALITY

	Quantity	Base Number	Contract	AT	Region	England
% of FP17s for the same patient ID Re-attending within 3 months - Children	98	900	10.9%	11.7%	12.1%	11.5%
% of FP17s for the same patient ID Re-attending within 3 months - Adults	7	43	16.3%	14.7%	15.6%	15.4%
% of FP17s for the same patient ID Re-attending between 3 & 9 months - Children	593	900	65.9%	55.2%	61.2%	59.7%
% of FP17s for the same patient ID Re-attending between 3 & 9 months - Adults	27	43	62.8%	51.5%	54.3%	51.7%
% of FP17s for Band 1 Urgent Courses	91	847	10.7%	9.1%	9.1%	9.2%
% of FP17s Relating to Free Repair or Replacements	0	847	0.0%	1.2%	0.9%	0.7%
% of FP17s Relating to Continuations	4	847	0.5%	1.3%	1.0%	0.8%
% of Patients satisfied with the dentistry they have received	0	0	N/A	95.3%	94.4%	93.5%
% of Patients satisfied with the time they had to wait for an appointment	0	0	N/A	88.2%	88.1%	87.4%

* This is based on patients treated on this contract for their most recent course of treatment. Figures in italics indicate the base number of FP17s or Patient Questionnaire responses are less than 100. N/A is shown where the base number of responses is less than 10 during the period. % is calculated as Quantity/Base number*100

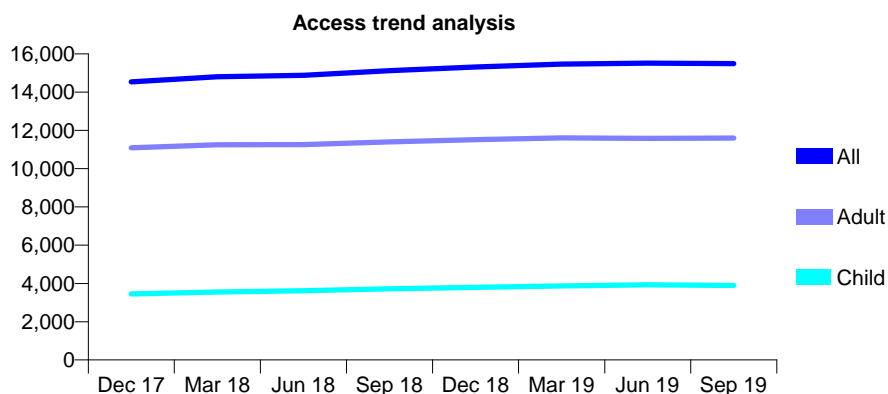
Q45 - Vital Signs At a Glance Contract Report for 921890/0001 - September 2019

Name or company name	MR DC DANIELS
Contract type name	GDS Contract
Purpose of contract	General
Contract start date	01/04/2006
Contract end date	

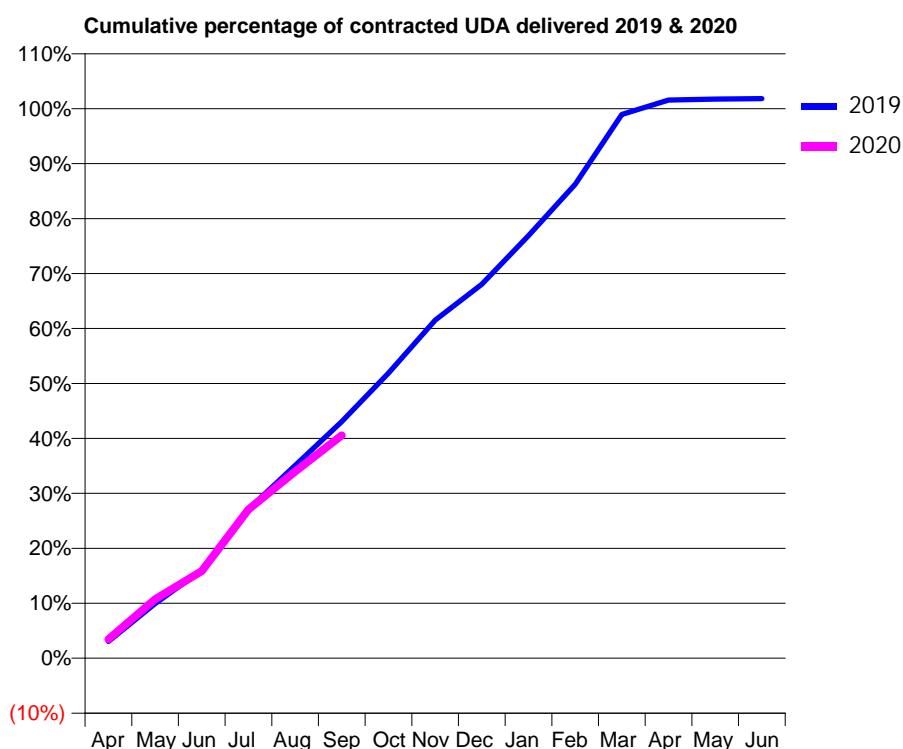
19/20 Contracted general activity (UDA)	47,398
Carry forward general activity (UDA)	0
19/20 Contracted orthodontic activity (UOA)	0
Carry forward orthodontic activity (UOA)	0
Baseline contract value	£1,330,168.85

ACCESS*

Patients seen in 24 months	Total	Change since previous quarter
Quarter ending September 2018	15,123	
Quarter ending December 2018	15,312	→
Quarter ending March 2019	15,468	→
Quarter ending June 2019	15,515	→
Quarter ending September 2019	15,490	→
Variance since September 2018	2.4%	↑



ACTIVITY



Month	2019	2020
April	1,443	1,640
May	4,726	5,090
June	7,580	7,516
July	12,862	12,832
August	16,622	16,112
September	20,406	19,224
October	24,585	
November	29,167	
December	32,258	
January	36,444	
February	40,871	
March	46,903	
April	48,146	
May	48,226	
June	48,270	

QUALITY

	Quantity	Base Number	Contract	AT	Region	England
% of FP17s for the same patient ID Re-attending within 3 months - Children	236	2,666	8.9%	11.7%	12.1%	11.5%
% of FP17s for the same patient ID Re-attending within 3 months - Adults	1,118	7,630	14.7%	14.7%	15.6%	15.4%
% of FP17s for the same patient ID Re-attending between 3 & 9 months - Children	1,483	2,666	55.6%	55.2%	61.2%	59.7%
% of FP17s for the same patient ID Re-attending between 3 & 9 months - Adults	4,457	7,630	58.4%	51.5%	54.3%	51.7%
% of FP17s for Band 1 Urgent Courses	1,327	9,388	14.1%	9.1%	9.1%	9.2%
% of FP17s Relating to Free Repair or Replacements	103	9,388	1.1%	1.2%	0.9%	0.7%
% of FP17s Relating to Continuations	53	9,388	0.6%	1.3%	1.0%	0.8%
% of Patients satisfied with the dentistry they have received	8	8	N/A	95.3%	94.4%	93.5%
% of Patients satisfied with the time they had to wait for an appointment	6	8	N/A	88.2%	88.1%	87.4%

* This is based on patients treated on this contract for their most recent course of treatment.

Figures in italics indicate the base number of FP17s or Patient Questionnaire responses are less than 100. N/A is shown where the base number of responses is less than 10 during the period. % is calculated as Quantity/Base number*100

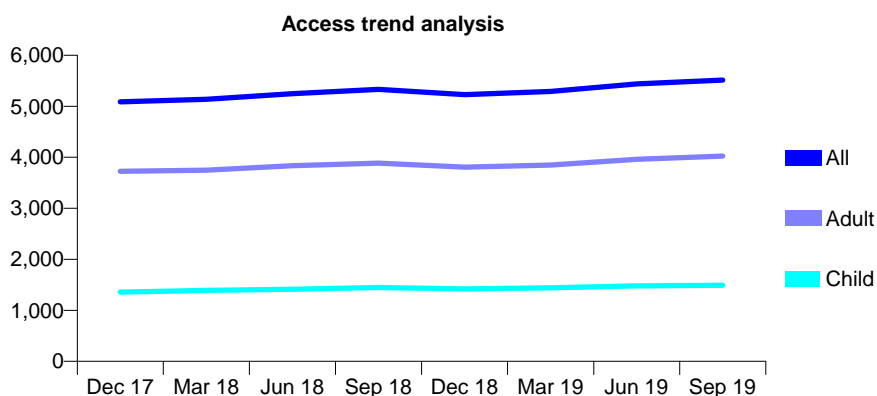
Q45 - Vital Signs At a Glance Contract Report for 930121/0001 - September 2019

Name or company name	MR MA SIDDIQUI
Contract type name	GDS Contract
Purpose of contract	General
Contract start date	08/11/2012
Contract end date	

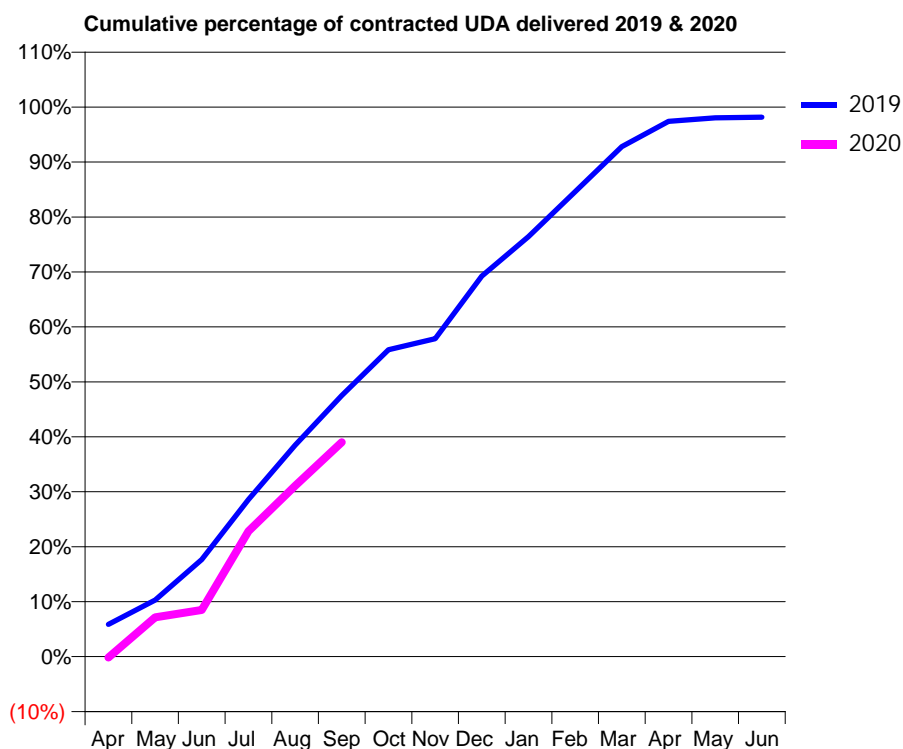
19/20 Contracted general activity (UDA)	17,392
Carry forward general activity (UDA)	322
19/20 Contracted orthodontic activity (UOA)	0
Carry forward orthodontic activity (UOA)	0
Baseline contract value	£440,586.45

ACCESS*

Patients seen in 24 months	Total	Change since previous quarter
Quarter ending September 2018	5,333	
Quarter ending December 2018	5,228	↓
Quarter ending March 2019	5,290	→
Quarter ending June 2019	5,438	↑
Quarter ending September 2019	5,512	→
Variance since September 2018	3.4%	↑



ACTIVITY



Month	Adjusted Scheduled Activity (UDA)	
	2019	2020
April	1,025	-32
May	1,790	1,241
June	3,069	1,477
July	4,970	3,968
August	6,694	5,410
September	8,262	6,786
October	9,713	
November	10,063	
December	12,043	
January	13,292	
February	14,714	
March	16,142	
April	16,938	
May	17,051	
June	17,069	

QUALITY

	Quantity	Base Number	Contract	AT	Region	England
% of FP17s for the same patient ID Re-attending within 3 months - Children	88	1,147	7.7%	11.7%	12.1%	11.5%
% of FP17s for the same patient ID Re-attending within 3 months - Adults	457	3,024	15.1%	14.7%	15.6%	15.4%
% of FP17s for the same patient ID Re-attending between 3 & 9 months - Children	680	1,147	59.3%	55.2%	61.2%	59.7%
% of FP17s for the same patient ID Re-attending between 3 & 9 months - Adults	1,615	3,024	53.4%	51.5%	54.3%	51.7%
% of FP17s for Band 1 Urgent Courses	243	2,921	8.3%	9.1%	9.1%	9.2%
% of FP17s Relating to Free Repair or Replacements	18	2,921	0.6%	1.2%	0.9%	0.7%
% of FP17s Relating to Continuations	13	2,921	0.4%	1.3%	1.0%	0.8%
% of Patients satisfied with the dentistry they have received	8	9	N/A	95.3%	94.4%	93.5%
% of Patients satisfied with the time they had to wait for an appointment	8	9	N/A	88.2%	88.1%	87.4%

* This is based on patients treated on this contract for their most recent course of treatment. Figures in italics indicate the base number of FP17s or Patient Questionnaire responses are less than 100. N/A is shown where the base number of responses is less than 10 during the period. % is calculated as Quantity/Base number*100

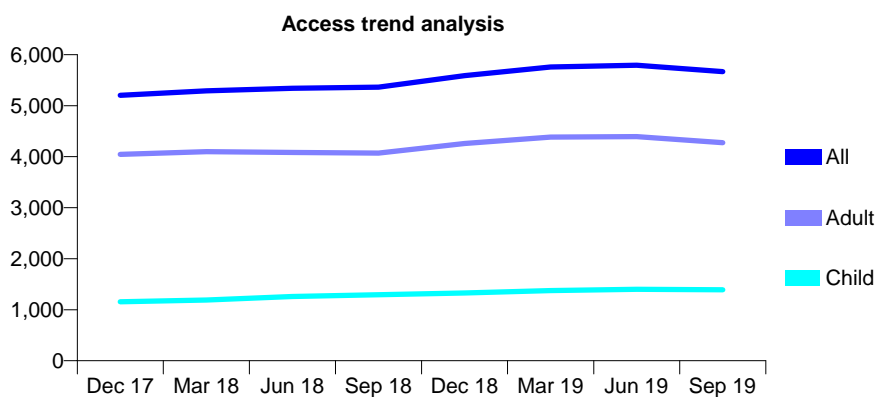
Q45 - Vital Signs At a Glance Contract Report for 984418/0001 - September 2019

Name or company name	MR A NAYYAR
Contract type name	GDS Contract
Purpose of contract	General and Orthodontic
Contract start date	05/01/2015
Contract end date	

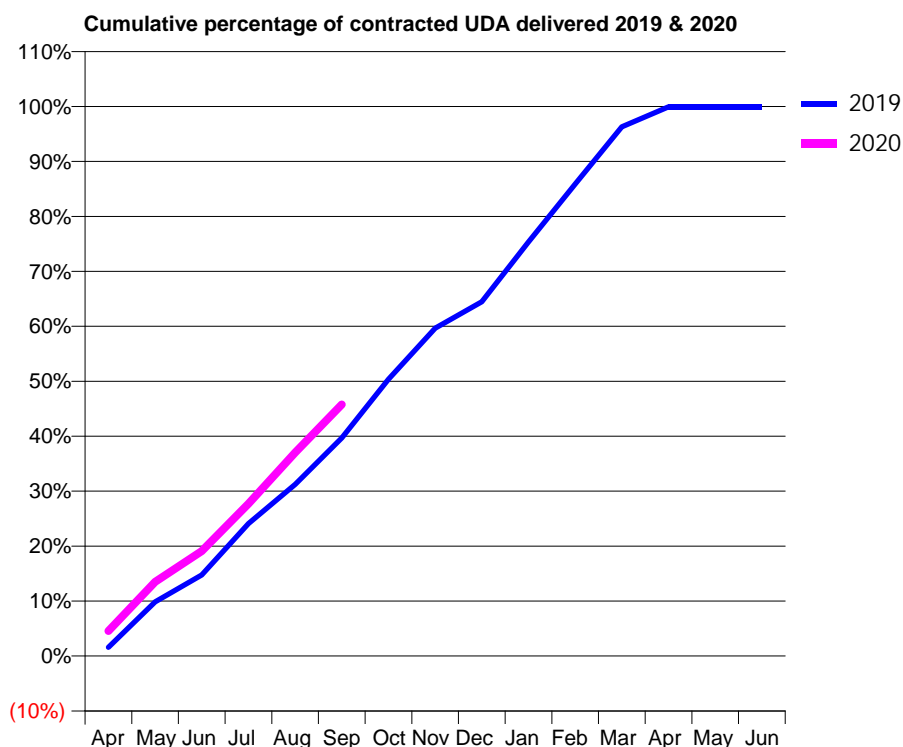
19/20 Contracted general activity (UDA)	11,458
Carry forward general activity (UDA)	5
19/20 Contracted orthodontic activity (UOA)	0
Carry forward orthodontic activity (UOA)	0
Baseline contract value	£378,542.73

ACCESS*

Patients seen in 24 months	Total	Change since previous quarter
Quarter ending September 2018	5,363	
Quarter ending December 2018	5,587	↑
Quarter ending March 2019	5,759	↑
Quarter ending June 2019	5,792	→
Quarter ending September 2019	5,666	↓
Variance since September 2018	5.6%	↑



ACTIVITY



Month	Adjusted Scheduled Activity (UDA)	
	2019	2020
April	200	522
May	1,236	1,547
June	1,848	2,186
July	3,025	3,178
August	3,919	4,243
September	4,979	5,244
October	6,319	
November	7,484	
December	8,089	
January	9,456	
February	10,776	
March	12,082	
April	12,535	
May	12,541	
June	12,541	

QUALITY

	Quantity	Base Number	Contract	AT	Region	England
% of FP17s for the same patient ID Re-attending within 3 months - Children	43	1,148	3.7%	11.7%	12.1%	11.5%
% of FP17s for the same patient ID Re-attending within 3 months - Adults	236	2,802	8.4%	14.7%	15.6%	15.4%
% of FP17s for the same patient ID Re-attending between 3 & 9 months - Children	860	1,148	74.9%	55.2%	61.2%	59.7%
% of FP17s for the same patient ID Re-attending between 3 & 9 months - Adults	1,559	2,802	55.6%	51.5%	54.3%	51.7%
% of FP17s for Band 1 Urgent Courses	85	3,440	2.5%	9.1%	9.1%	9.2%
% of FP17s Relating to Free Repair or Replacements	21	3,440	0.6%	1.2%	0.9%	0.7%
% of FP17s Relating to Continuations	20	3,440	0.6%	1.3%	1.0%	0.8%
% of Patients satisfied with the dentistry they have received	2	3	N/A	95.3%	94.4%	93.5%
% of Patients satisfied with the time they had to wait for an appointment	2	3	N/A	88.2%	88.1%	87.4%

* This is based on patients treated on this contract for their most recent course of treatment. Figures in italics indicate the base number of FP17s or Patient Questionnaire responses are less than 100. N/A is shown where the base number of responses is less than 10 during the period. % is calculated as Quantity/Base number*100

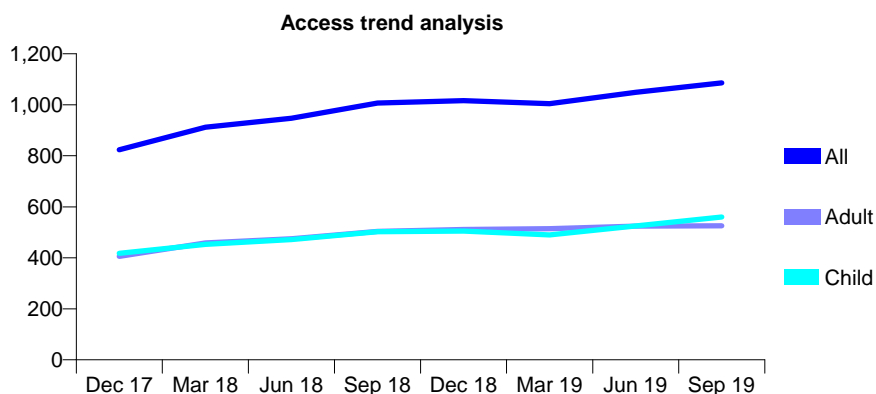
Q46 - Vital Signs At a Glance Contract Report for 100067/0000 - September 2019

Name or company name	ALWHCT
Contract type name	PDS Contract
Purpose of contract	General
Contract start date	01/04/2016
Contract end date	30/09/2020

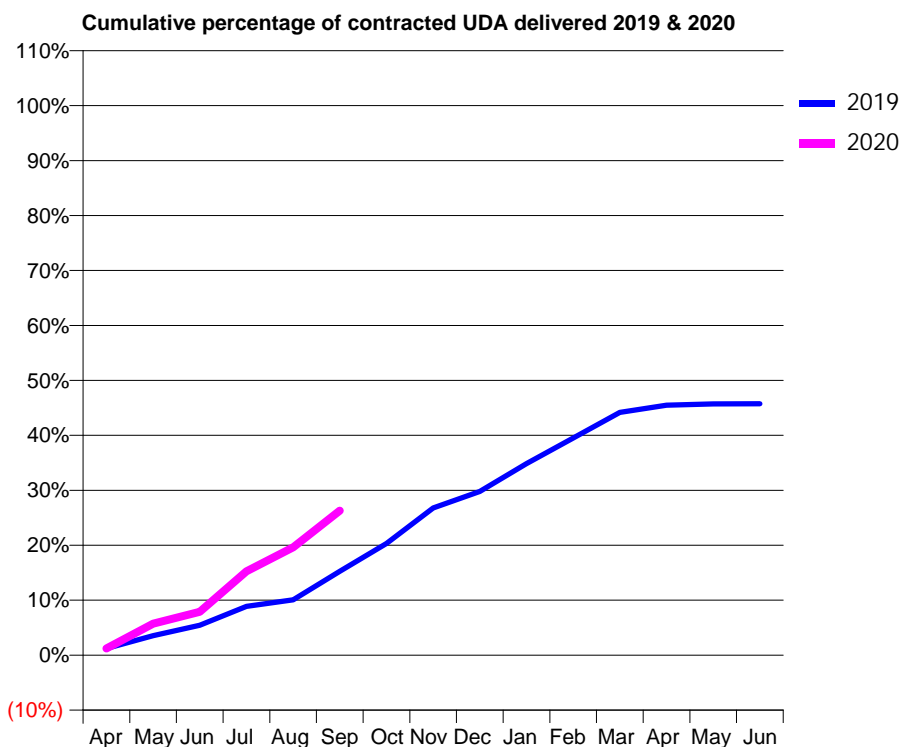
19/20 Contracted general activity (UDA)	3,900
Carry forward general activity (UDA)	0
19/20 Contracted orthodontic activity (UOA)	0
Carry forward orthodontic activity (UOA)	0
Baseline contract value	£0.00

ACCESS*

Patients seen in 24 months	Total	Change since previous quarter
Quarter ending September 2018	1,007	
Quarter ending December 2018	1,016	→
Quarter ending March 2019	1,004	↓
Quarter ending June 2019	1,049	↑
Quarter ending September 2019	1,086	↑
Variance since September 2018	7.8%	↑



ACTIVITY



Month	Adjusted Scheduled Activity (UDA)	
	2019	2020
April	48	48
May	138	223
June	213	308
July	347	595
August	393	765
September	595	1,026
October	792	
November	1,045	
December	1,161	
January	1,359	
February	1,541	
March	1,723	
April	1,774	
May	1,783	
June	1,784	

QUALITY

	Quantity	Base Number	Contract	AT	Region	England
% of FP17s for the same patient ID Re-attending within 3 months - Children	4	439	0.9%	11.5%	12.1%	11.5%
% of FP17s for the same patient ID Re-attending within 3 months - Adults	12	268	4.5%	16.1%	15.6%	15.4%
% of FP17s for the same patient ID Re-attending between 3 & 9 months - Children	47	439	10.7%	59.3%	61.2%	59.7%
% of FP17s for the same patient ID Re-attending between 3 & 9 months - Adults	117	268	43.7%	51.9%	54.3%	51.7%
% of FP17s for Band 1 Urgent Courses	23	621	3.7%	10.4%	9.1%	9.2%
% of FP17s Relating to Free Repair or Replacements	1	621	0.2%	0.8%	0.9%	0.7%
% of FP17s Relating to Continuations	0	621	0.0%	0.8%	1.0%	0.8%
% of Patients satisfied with the dentistry they have received	0	0	N/A	92.3%	94.4%	93.5%
% of Patients satisfied with the time they had to wait for an appointment	0	0	N/A	87.3%	88.1%	87.4%

* This is based on patients treated on this contract for their most recent course of treatment. Figures in italics indicate the base number of FP17s or Patient Questionnaire responses are less than 100. N/A is shown where the base number of responses is less than 10 during the period. % is calculated as Quantity/Base number*100

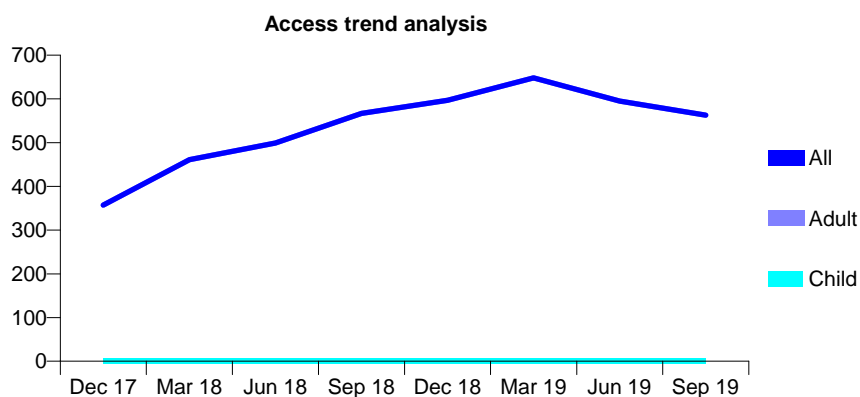
Q46 - Vital Signs At a Glance Contract Report for 100068/0000 - September 2019

Name or company name	ALWHCT
Contract type name	PDS Contract
Purpose of contract	General
Contract start date	01/04/2015
Contract end date	31/03/2020

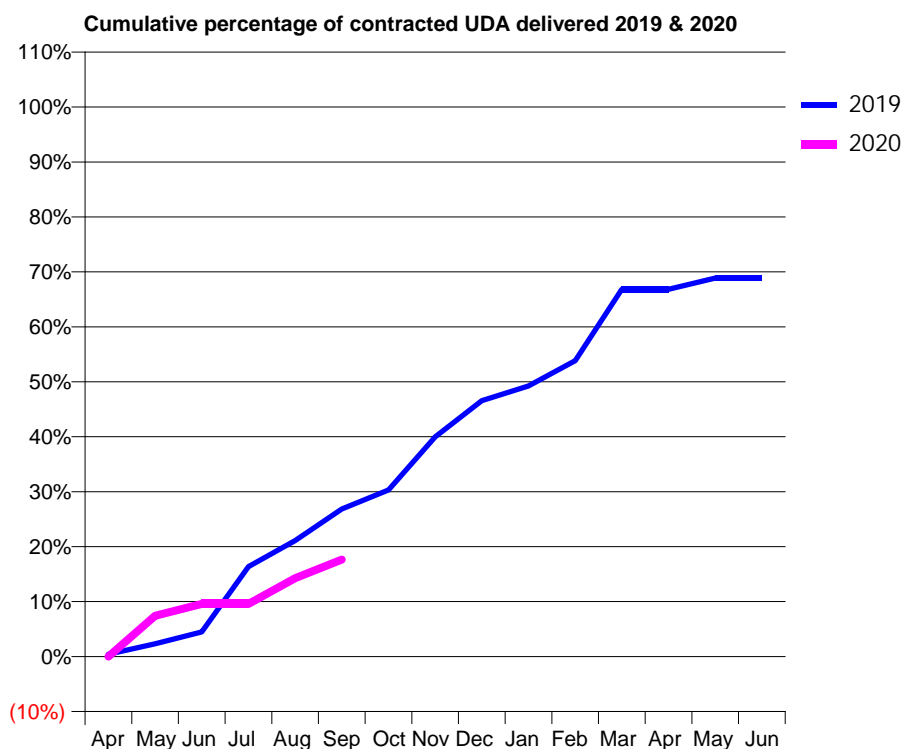
19/20 Contracted general activity (UDA)	2,070
Carry forward general activity (UDA)	0
19/20 Contracted orthodontic activity (UOA)	0
Carry forward orthodontic activity (UOA)	0
Baseline contract value	£0.00

ACCESS*

Patients seen in 24 months	Total	Change since previous quarter
Quarter ending September 2018	567	
Quarter ending December 2018	597	↑
Quarter ending March 2019	648	↑
Quarter ending June 2019	595	↓
Quarter ending September 2019	563	↓
Variance since September 2018	(0.7%)	→



ACTIVITY



Month	Adjusted Scheduled Activity (UDA)	
	2019	2020
April	9	0
May	48	154
June	93	198
July	339	198
August	437	296
September	556	366
October	628	
November	827	
December	964	
January	1,020	
February	1,115	
March	1,384	
April	1,384	
May	1,426	
June	1,426	

QUALITY

	Quantity	Base Number	Contract	AT	Region	England
% of FP17s for the same patient ID Re-attending within 3 months - Children	0	0	N/A	11.5%	12.1%	11.5%
% of FP17s for the same patient ID Re-attending within 3 months - Adults	38	157	24.2%	16.1%	15.6%	15.4%
% of FP17s for the same patient ID Re-attending between 3 & 9 months - Children	0	0	N/A	59.3%	61.2%	59.7%
% of FP17s for the same patient ID Re-attending between 3 & 9 months - Adults	8	157	5.1%	51.9%	54.3%	51.7%
% of FP17s for Band 1 Urgent Courses	41	136	30.1%	10.4%	9.1%	9.2%
% of FP17s Relating to Free Repair or Replacements	0	136	0.0%	0.8%	0.9%	0.7%
% of FP17s Relating to Continuations	0	136	0.0%	0.8%	1.0%	0.8%
% of Patients satisfied with the dentistry they have received	0	0	N/A	92.3%	94.4%	93.5%
% of Patients satisfied with the time they had to wait for an appointment	0	0	N/A	87.3%	88.1%	87.4%

* This is based on patients treated on this contract for their most recent course of treatment. Figures in italics indicate the base number of FP17s or Patient Questionnaire responses are less than 100. N/A is shown where the base number of responses is less than 10 during the period. % is calculated as Quantity/Base number*100

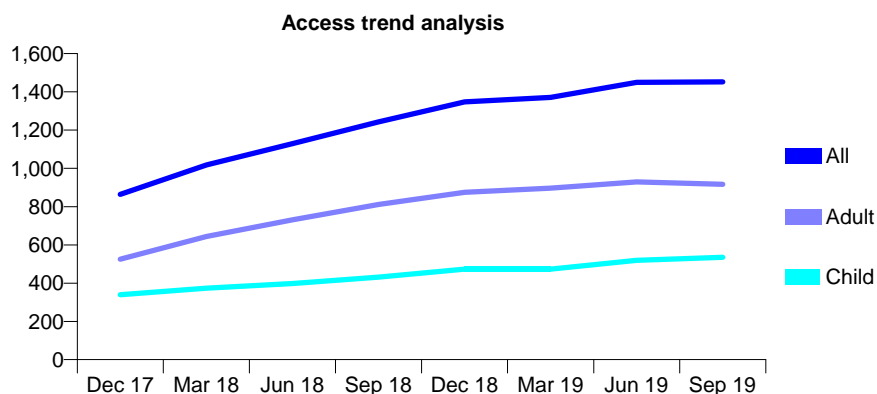
Q46 - Vital Signs At a Glance Contract Report for 100069/0000 - September 2019

Name or company name	ALWHCT
Contract type name	PDS Contract
Purpose of contract	General
Contract start date	01/04/2016
Contract end date	30/09/2020

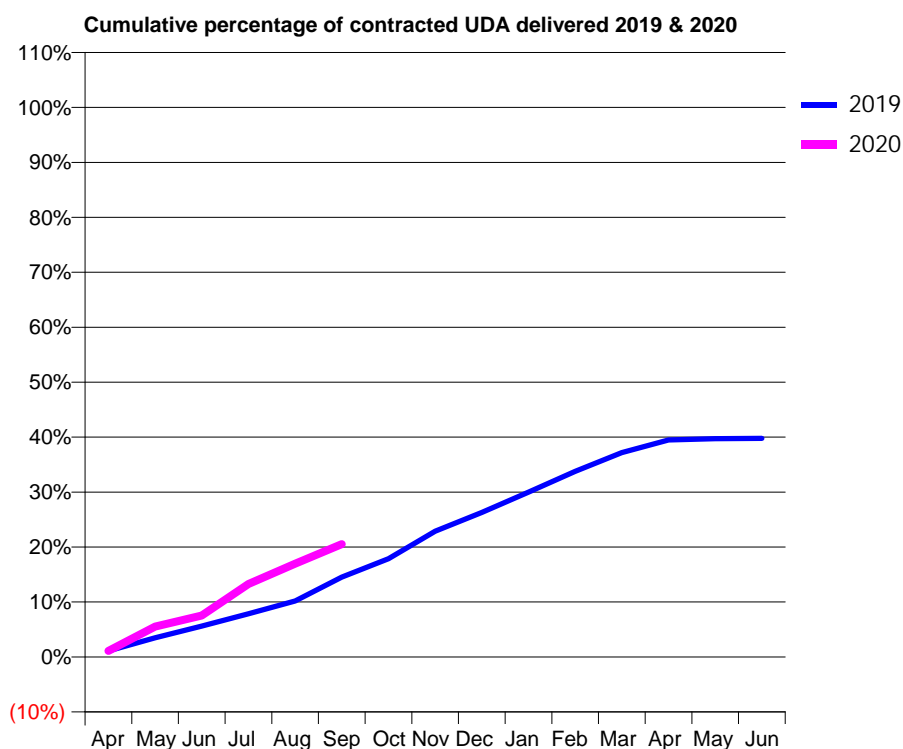
19/20 Contracted general activity (UDA)	7,000
Carry forward general activity (UDA)	0
19/20 Contracted orthodontic activity (UOA)	0
Carry forward orthodontic activity (UOA)	0
Baseline contract value	£0.00

ACCESS*

Patients seen in 24 months	Total	Change since previous quarter
Quarter ending September 2018	1,243	
Quarter ending December 2018	1,348	↑
Quarter ending March 2019	1,371	→
Quarter ending June 2019	1,450	↑
Quarter ending September 2019	1,452	→
Variance since September 2018	16.8%	↑



ACTIVITY



Adjusted Scheduled Activity (UDA)		
Month	2019	2020
April	77	77
May	244	387
June	394	528
July	552	930
August	713	1,188
September	1,017	1,437
October	1,251	
November	1,603	
December	1,840	
January	2,100	
February	2,364	
March	2,603	
April	2,765	
May	2,780	
June	2,785	

QUALITY

	Quantity	Base Number	Contract	AT	Region	England
% of FP17s for the same patient ID Re-attending within 3 months - Children	47	523	9.0%	11.5%	12.1%	11.5%
% of FP17s for the same patient ID Re-attending within 3 months - Adults	62	518	12.0%	16.1%	15.6%	15.4%
% of FP17s for the same patient ID Re-attending between 3 & 9 months - Children	151	523	28.9%	59.3%	61.2%	59.7%
% of FP17s for the same patient ID Re-attending between 3 & 9 months - Adults	196	518	37.8%	51.9%	54.3%	51.7%
% of FP17s for Band 1 Urgent Courses	52	921	5.6%	10.4%	9.1%	9.2%
% of FP17s Relating to Free Repair or Replacements	0	921	0.0%	0.8%	0.9%	0.7%
% of FP17s Relating to Continuations	2	921	0.2%	0.8%	1.0%	0.8%
% of Patients satisfied with the dentistry they have received	0	0	N/A	92.3%	94.4%	93.5%
% of Patients satisfied with the time they had to wait for an appointment	0	0	N/A	87.3%	88.1%	87.4%

* This is based on patients treated on this contract for their most recent course of treatment.

Figures in italics indicate the base number of FP17s or Patient Questionnaire responses are less than 100. N/A is shown where the base number of responses is less than 10 during the period. % is calculated as Quantity/Base number*100

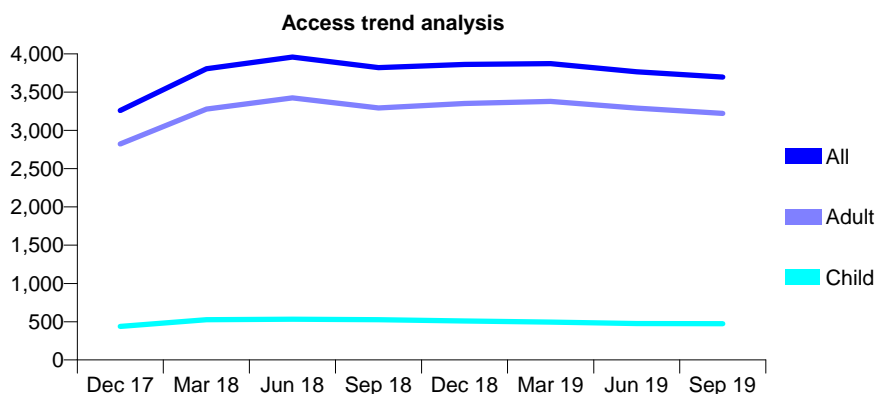
Q46 - Vital Signs At a Glance Contract Report for 100134/0000 - September 2019

Name or company name	REVIVE DENTAL CARE LIMITED
Contract type name	GDS Contract
Purpose of contract	General
Contract start date	01/04/2016
Contract end date	

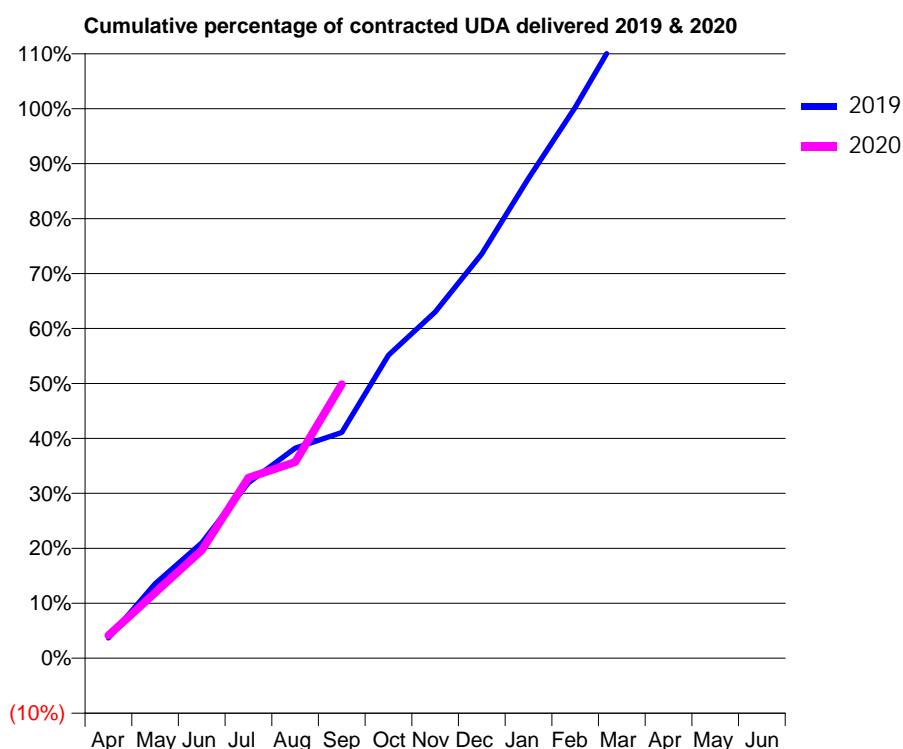
19/20 Contracted general activity (UDA)	4,591
Carry forward general activity (UDA)	0
19/20 Contracted orthodontic activity (UOA)	0
Carry forward orthodontic activity (UOA)	0
Baseline contract value	£260,580.40

ACCESS*

Patients seen in 24 months	Total	Change since previous quarter
Quarter ending September 2018	3,820	
Quarter ending December 2018	3,861	→
Quarter ending March 2019	3,872	→
Quarter ending June 2019	3,766	↓
Quarter ending September 2019	3,695	↓
Variance since September 2018	(3.3%)	↓



ACTIVITY



Month	2019	2020
April	170	191
May	622	548
June	963	902
July	1,465	1,508
August	1,756	1,639
September	1,885	2,289
October	2,532	
November	2,892	
December	3,378	
January	4,009	
February	4,602	
March	5,265	
April	5,470	
May	5,470	
June	5,470	

QUALITY

	Quantity	Base Number	Contract	AT	Region	England
% of FP17s for the same patient ID Re-attending within 3 months - Children	15	299	5.0%	11.5%	12.1%	11.5%
% of FP17s for the same patient ID Re-attending within 3 months - Adults	102	1,561	6.5%	16.1%	15.6%	15.4%
% of FP17s for the same patient ID Re-attending between 3 & 9 months - Children	9	299	3.0%	59.3%	61.2%	59.7%
% of FP17s for the same patient ID Re-attending between 3 & 9 months - Adults	42	1,561	2.7%	51.9%	54.3%	51.7%
% of FP17s for Band 1 Urgent Courses	1,546	1,697	91.1%	10.4%	9.1%	9.2%
% of FP17s Relating to Free Repair or Replacements	0	1,697	0.0%	0.8%	0.9%	0.7%
% of FP17s Relating to Continuations	0	1,697	0.0%	0.8%	1.0%	0.8%
% of Patients satisfied with the dentistry they have received	1	1	N/A	92.3%	94.4%	93.5%
% of Patients satisfied with the time they had to wait for an appointment	1	1	N/A	87.3%	88.1%	87.4%

* This is based on patients treated on this contract for their most recent course of treatment. Figures in italics indicate the base number of FP17s or Patient Questionnaire responses are less than 100. N/A is shown where the base number of responses is less than 10 during the period. % is calculated as Quantity/Base number*100

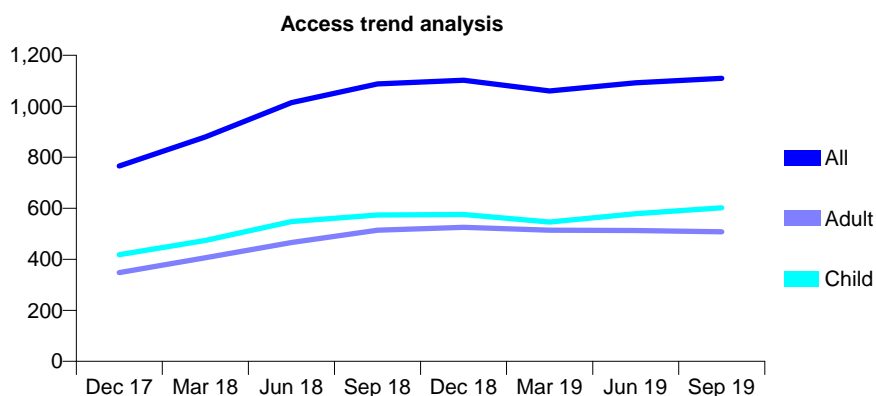
Q46 - Vital Signs At a Glance Contract Report for 100137/0000 - September 2019

Name or company name	ALWHCT
Contract type name	PDS Contract
Purpose of contract	General
Contract start date	01/04/2016
Contract end date	30/09/2020

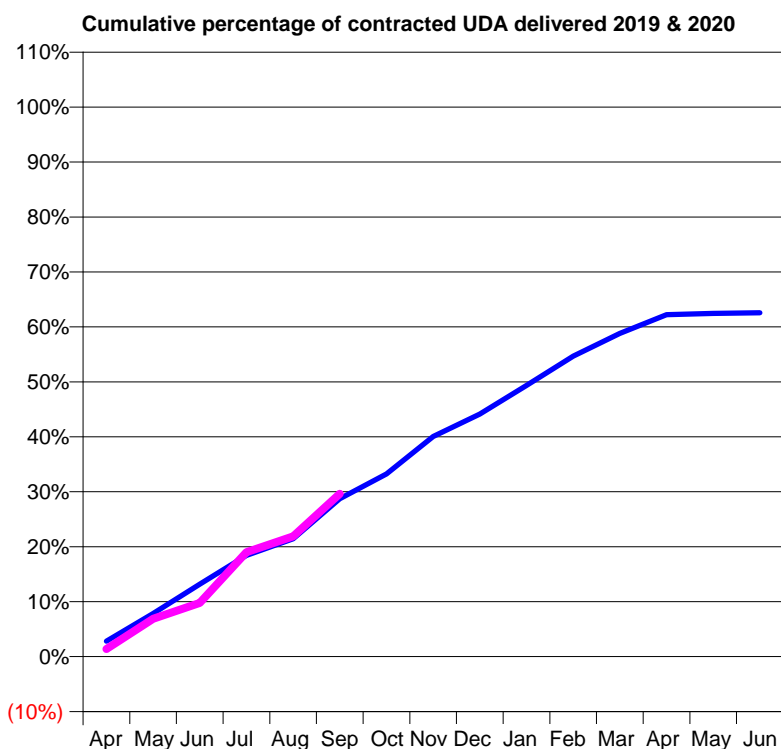
19/20 Contracted general activity (UDA)	3,967
Carry forward general activity (UDA)	0
19/20 Contracted orthodontic activity (UOA)	0
Carry forward orthodontic activity (UOA)	0
Baseline contract value	£3.15

ACCESS*

Patients seen in 24 months	Total	Change since previous quarter
Quarter ending September 2018	1,088	
Quarter ending December 2018	1,102	→
Quarter ending March 2019	1,060	↓
Quarter ending June 2019	1,092	↑
Quarter ending September 2019	1,110	→
Variance since September 2018	2.0%	↑



ACTIVITY



Month	Adjusted Scheduled Activity (UDA)	
	2019	2020
April	112	55
May	312	274
June	523	387
July	732	754
August	850	869
September	1,139	1,176
October	1,318	
November	1,589	
December	1,750	
January	1,957	
February	2,170	
March	2,333	
April	2,467	
May	2,477	
June	2,482	

QUALITY

	Quantity	Base Number	Contract	AT	Region	England
% of FP17s for the same patient ID Re-attending within 3 months - Children	28	508	5.5%	11.5%	12.1%	11.5%
% of FP17s for the same patient ID Re-attending within 3 months - Adults	41	271	15.1%	16.1%	15.6%	15.4%
% of FP17s for the same patient ID Re-attending between 3 & 9 months - Children	107	508	21.1%	59.3%	61.2%	59.7%
% of FP17s for the same patient ID Re-attending between 3 & 9 months - Adults	120	271	44.3%	51.9%	54.3%	51.7%
% of FP17s for Band 1 Urgent Courses	28	684	4.1%	10.4%	9.1%	9.2%
% of FP17s Relating to Free Repair or Replacements	1	684	0.1%	0.8%	0.9%	0.7%
% of FP17s Relating to Continuations	0	684	0.0%	0.8%	1.0%	0.8%
% of Patients satisfied with the dentistry they have received	0	0	N/A	92.3%	94.4%	93.5%
% of Patients satisfied with the time they had to wait for an appointment	0	0	N/A	87.3%	88.1%	87.4%

* This is based on patients treated on this contract for their most recent course of treatment. Figures in italics indicate the base number of FP17s or Patient Questionnaire responses are less than 100. N/A is shown where the base number of responses is less than 10 during the period. % is calculated as Quantity/Base number*100

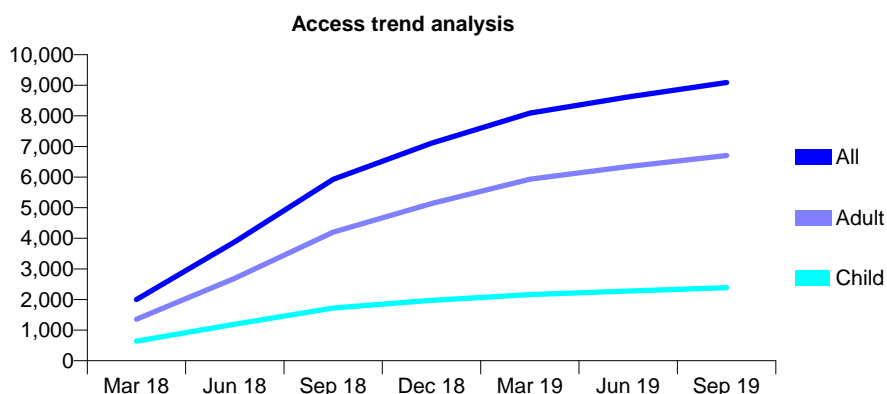
Q46 - Vital Signs At a Glance Contract Report for 100554/0000 - September 2019

Name or company name	Shaw Family Dental Practice Partnership
Contract type name	GDS Contract
Purpose of contract	General
Contract start date	01/01/2018
Contract end date	

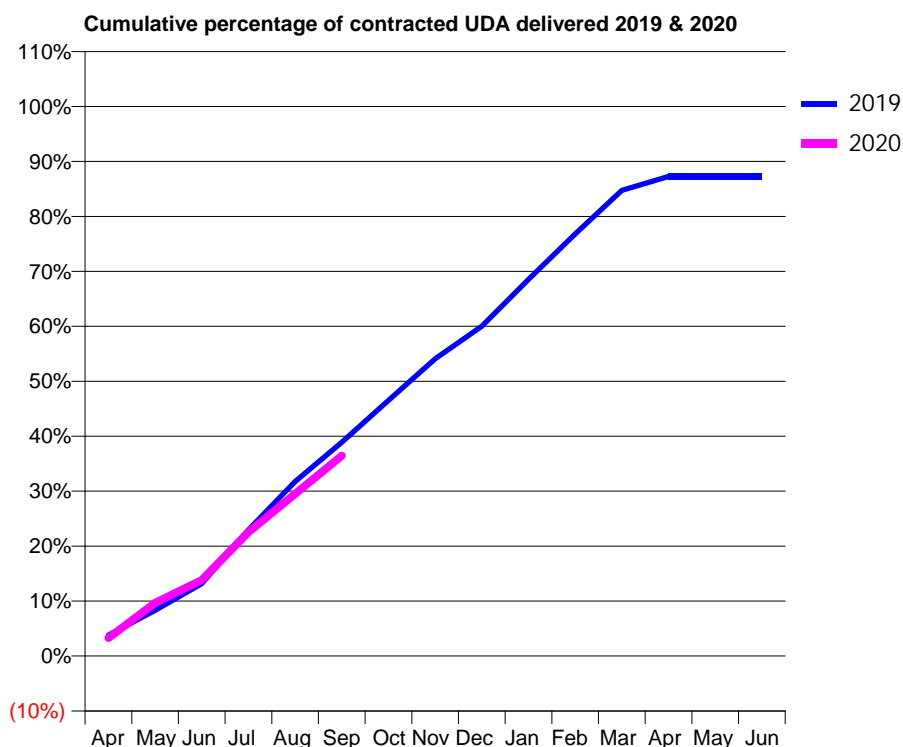
19/20 Contracted general activity (UDA)	29,053
Carry forward general activity (UDA)	0
19/20 Contracted orthodontic activity (UOA)	0
Carry forward orthodontic activity (UOA)	0
Baseline contract value	£901,794.73

ACCESS*

Patients seen in 24 months	Total	Change since previous quarter
Quarter ending September 2018	5,926	
Quarter ending December 2018	7,111	↑
Quarter ending March 2019	8,095	↑
Quarter ending June 2019	8,623	↑
Quarter ending September 2019	9,093	↑
Variance since September 2018	53.4%	↑



ACTIVITY



Month	Adjusted Scheduled Activity (UDA)	
	2019	2020
April	1,104	953
May	2,417	2,817
June	3,832	4,016
July	6,676	6,552
August	9,226	8,576
September	11,299	10,592
October	13,521	
November	15,715	
December	17,431	
January	19,912	
February	22,319	
March	24,616	
April	25,346	
May	25,357	
June	25,357	

QUALITY

	Quantity	Base Number	Contract	AT	Region	England
% of FP17s for the same patient ID Re-attending within 3 months - Children	72	1,460	4.9%	11.5%	12.1%	11.5%
% of FP17s for the same patient ID Re-attending within 3 months - Adults	381	3,534	10.8%	16.1%	15.6%	15.4%
% of FP17s for the same patient ID Re-attending between 3 & 9 months - Children	746	1,460	51.1%	59.3%	61.2%	59.7%
% of FP17s for the same patient ID Re-attending between 3 & 9 months - Adults	1,425	3,534	40.3%	51.9%	54.3%	51.7%
% of FP17s for Band 1 Urgent Courses	390	4,735	8.2%	10.4%	9.1%	9.2%
% of FP17s Relating to Free Repair or Replacements	19	4,735	0.4%	0.8%	0.9%	0.7%
% of FP17s Relating to Continuations	51	4,735	1.1%	0.8%	1.0%	0.8%
% of Patients satisfied with the dentistry they have received	2	2	N/A	92.3%	94.4%	93.5%
% of Patients satisfied with the time they had to wait for an appointment	2	2	N/A	87.3%	88.1%	87.4%

* This is based on patients treated on this contract for their most recent course of treatment. Figures in italics indicate the base number of FP17s or Patient Questionnaire responses are less than 100. N/A is shown where the base number of responses is less than 10 during the period. % is calculated as Quantity/Base number*100

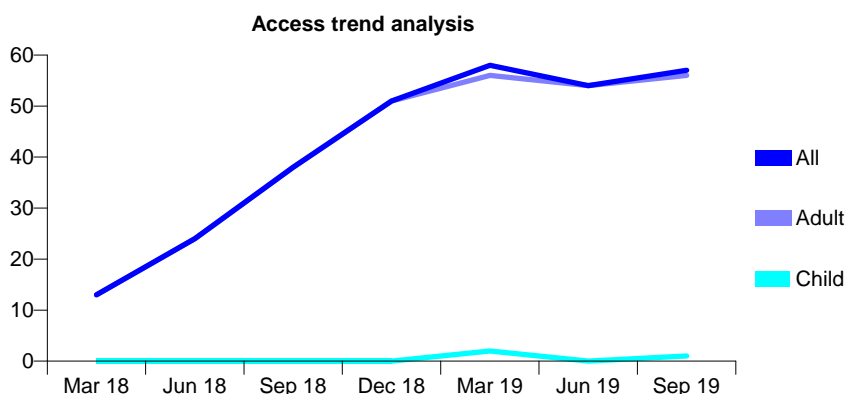
Q46 - Vital Signs At a Glance Contract Report for 100556/0000 - September 2019

Name or company name	Shaw Family Dental Practice Partnership
Contract type name	GDS Contract
Purpose of contract	General
Contract start date	01/01/2018
Contract end date	

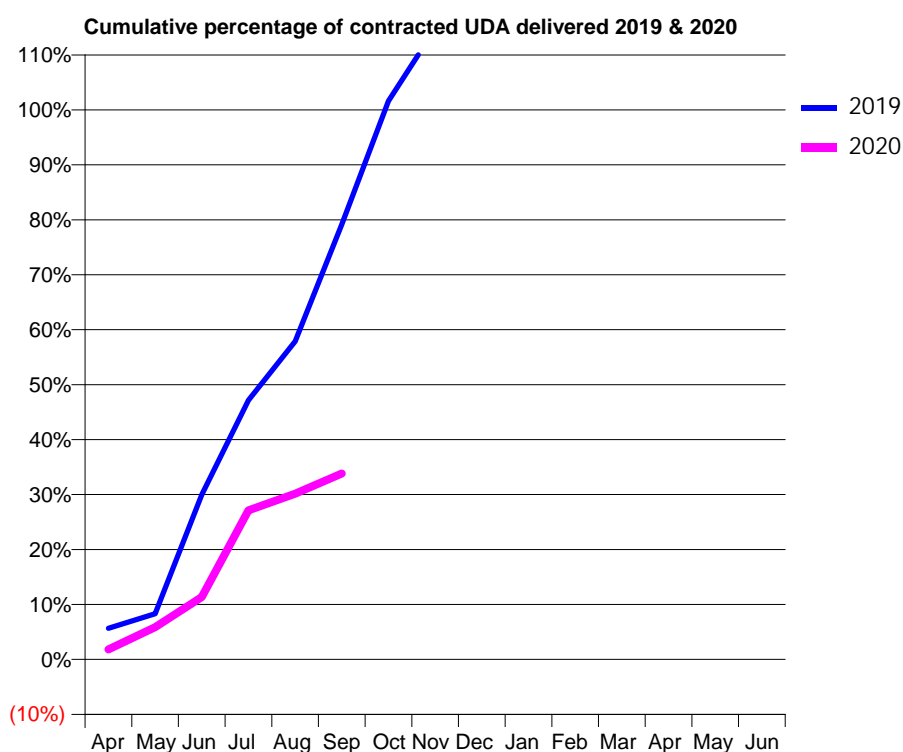
19/20 Contracted general activity (UDA)	494
Carry forward general activity (UDA)	0
19/20 Contracted orthodontic activity (UOA)	0
Carry forward orthodontic activity (UOA)	0
Baseline contract value	£17,730.56

ACCESS*

Patients seen in 24 months	Total	Change since previous quarter
Quarter ending September 2018	38	
Quarter ending December 2018	51	↑
Quarter ending March 2019	58	↑
Quarter ending June 2019	54	↓
Quarter ending September 2019	57	↑
Variance since September 2018	50.0%	↑



ACTIVITY



Month	Adjusted Scheduled Activity (UDA)	
	2019	2020
April	28	9
May	41	29
June	148	56
July	233	134
August	286	149
September	391	167
October	502	
November	567	
December	674	
January	762	
February	783	
March	833	
April	828	
May	824	
June	824	

QUALITY

	Quantity	Base Number	Contract	AT	Region	England
% of FP17s for the same patient ID Re-attending within 3 months - Children	0	(-2)	N/A	11.5%	12.1%	11.5%
% of FP17s for the same patient ID Re-attending within 3 months - Adults	3	68	4.4%	16.1%	15.6%	15.4%
% of FP17s for the same patient ID Re-attending between 3 & 9 months - Children	0	(-2)	N/A	59.3%	61.2%	59.7%
% of FP17s for the same patient ID Re-attending between 3 & 9 months - Adults	0	68	0.0%	51.9%	54.3%	51.7%
% of FP17s for Band 1 Urgent Courses	0	67	0.0%	10.4%	9.1%	9.2%
% of FP17s Relating to Free Repair or Replacements	0	67	0.0%	0.8%	0.9%	0.7%
% of FP17s Relating to Continuations	2	67	3.0%	0.8%	1.0%	0.8%
% of Patients satisfied with the dentistry they have received	0	0	N/A	92.3%	94.4%	93.5%
% of Patients satisfied with the time they had to wait for an appointment	0	0	N/A	87.3%	88.1%	87.4%

* This is based on patients treated on this contract for their most recent course of treatment. Figures in italics indicate the base number of FP17s or Patient Questionnaire responses are less than 100. N/A is shown where the base number of responses is less than 10 during the period. % is calculated as Quantity/Base number*100

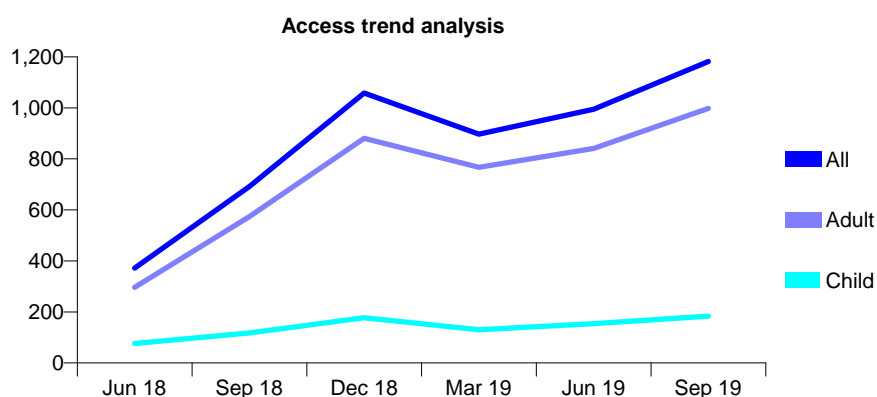
Q46 - Vital Signs At a Glance Contract Report for 100606/0000 - September 2019

Name or company name	REVIVE DENTAL CARE LIMITED
Contract type name	GDS Contract
Purpose of contract	General
Contract start date	01/04/2018
Contract end date	

19/20 Contracted general activity (UDA)	5,495
Carry forward general activity (UDA)	0
19/20 Contracted orthodontic activity (UOA)	0
Carry forward orthodontic activity (UOA)	0
Baseline contract value	£162,476.45

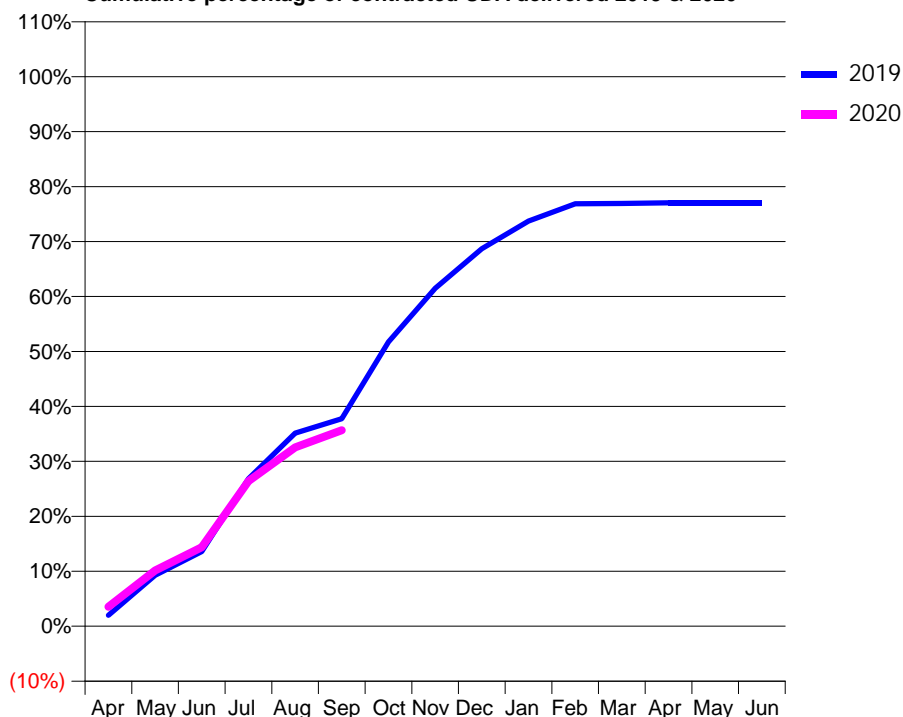
ACCESS*

Patients seen in 24 months	Total	Change since previous quarter
Quarter ending September 2018	692	
Quarter ending December 2018	1,058	↑
Quarter ending March 2019	897	↓
Quarter ending June 2019	995	↑
Quarter ending September 2019	1,182	↑
Variance since September 2018	70.8%	↑



ACTIVITY

Cumulative percentage of contracted UDA delivered 2019 & 2020



Adjusted Scheduled Activity (UDA)

Month	2019	2020
April	111	196
May	510	558
June	748	790
July	1,475	1,450
August	1,930	1,788
September	2,075	1,960
October	2,843	
November	3,380	
December	3,775	
January	4,050	
February	4,224	
March	4,227	
April	4,233	
May	4,234	
June	4,234	

QUALITY

	Quantity	Base Number	Contract	AT	Region	England
% of FP17s for the same patient ID Re-attending within 3 months - Children	4	148	2.7%	11.5%	12.1%	11.5%
% of FP17s for the same patient ID Re-attending within 3 months - Adults	60	642	9.3%	16.1%	15.6%	15.4%
% of FP17s for the same patient ID Re-attending between 3 & 9 months - Children	42	148	28.4%	59.3%	61.2%	59.7%
% of FP17s for the same patient ID Re-attending between 3 & 9 months - Adults	101	642	15.7%	51.9%	54.3%	51.7%
% of FP17s for Band 1 Urgent Courses	182	782	23.3%	10.4%	9.1%	9.2%
% of FP17s Relating to Free Repair or Replacements	5	782	0.6%	0.8%	0.9%	0.7%
% of FP17s Relating to Continuations	0	782	0.0%	0.8%	1.0%	0.8%
% of Patients satisfied with the dentistry they have received	0	0	N/A	92.3%	94.4%	93.5%
% of Patients satisfied with the time they had to wait for an appointment	0	0	N/A	87.3%	88.1%	87.4%

* This is based on patients treated on this contract for their most recent course of treatment.

Figures in italics indicate the base number of FP17s or Patient Questionnaire responses are less than 100. N/A is shown where the base number of responses is less than 10 during the period. % is calculated as Quantity/Base number*100

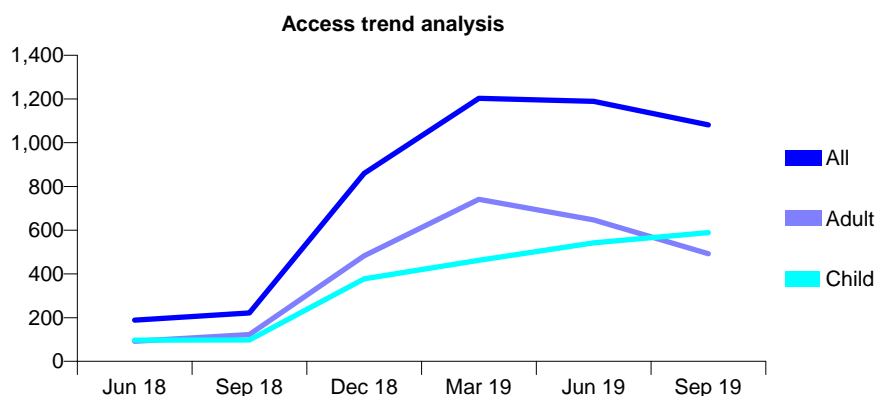
Q46 - Vital Signs At a Glance Contract Report for 100607/0000 - September 2019

Name or company name	The Dental Care Centre
Contract type name	GDS Contract
Purpose of contract	General
Contract start date	01/04/2018
Contract end date	

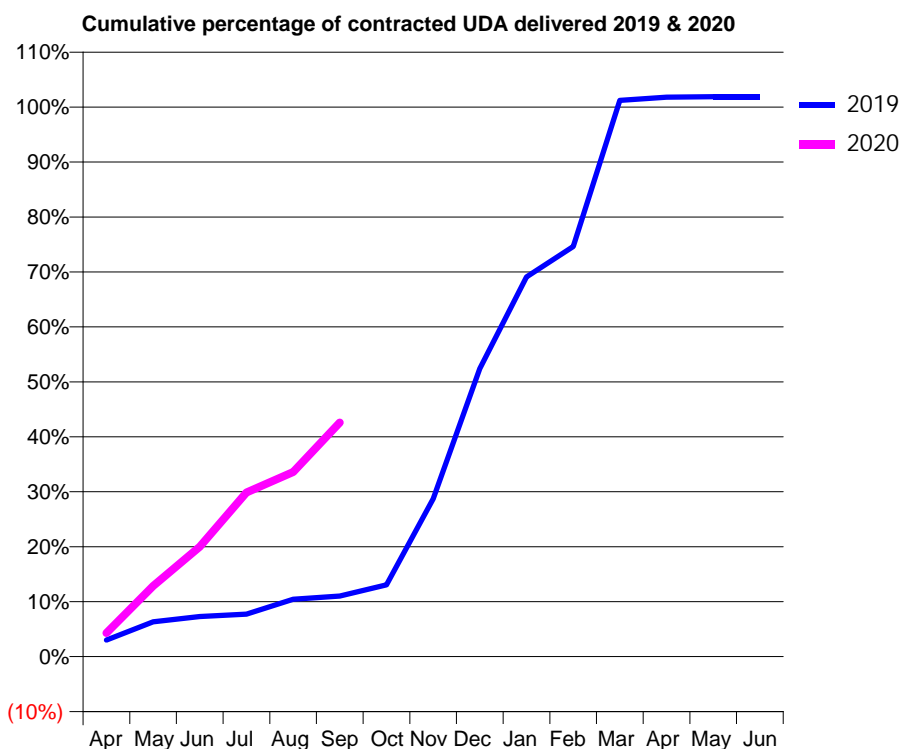
19/20 Contracted general activity (UDA)	5,342
Carry forward general activity (UDA)	0
19/20 Contracted orthodontic activity (UOA)	0
Carry forward orthodontic activity (UOA)	0
Baseline contract value	£162,476.45

ACCESS*

Patients seen in 24 months	Total	Change since previous quarter
Quarter ending September 2018	221	
Quarter ending December 2018	860	↑
Quarter ending March 2019	1,203	↑
Quarter ending June 2019	1,189	↓
Quarter ending September 2019	1,081	↓
Variance since September 2018	389.1%	↑



ACTIVITY



Month	Adjusted Scheduled Activity (UDA)	
	2019	2020
April	162	230
May	339	687
June	390	1,068
July	413	1,596
August	559	1,795
September	589	2,276
October	698	
November	1,534	
December	2,799	
January	3,691	
February	3,987	
March	5,407	
April	5,437	
May	5,443	
June	5,443	

QUALITY

	Quantity	Base Number	Contract	AT	Region	England
% of FP17s for the same patient ID Re-attending within 3 months - Children	35	596	5.9%	11.5%	12.1%	11.5%
% of FP17s for the same patient ID Re-attending within 3 months - Adults	20	245	8.2%	16.1%	15.6%	15.4%
% of FP17s for the same patient ID Re-attending between 3 & 9 months - Children	234	596	39.3%	59.3%	61.2%	59.7%
% of FP17s for the same patient ID Re-attending between 3 & 9 months - Adults	78	245	31.8%	51.9%	54.3%	51.7%
% of FP17s for Band 1 Urgent Courses	9	825	1.1%	10.4%	9.1%	9.2%
% of FP17s Relating to Free Repair or Replacements	7	825	0.8%	0.8%	0.9%	0.7%
% of FP17s Relating to Continuations	4	825	0.5%	0.8%	1.0%	0.8%
% of Patients satisfied with the dentistry they have received	0	0	N/A	92.3%	94.4%	93.5%
% of Patients satisfied with the time they had to wait for an appointment	0	0	N/A	87.3%	88.1%	87.4%

* This is based on patients treated on this contract for their most recent course of treatment. Figures in italics indicate the base number of FP17s or Patient Questionnaire responses are less than 100. N/A is shown where the base number of responses is less than 10 during the period. % is calculated as Quantity/Base number*100

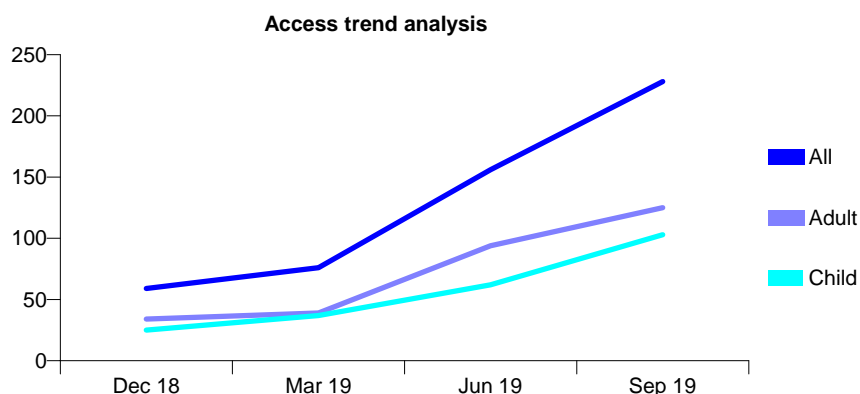
Q46 - Vital Signs At a Glance Contract Report for 100632/0000 - September 2019

Name or company name	Kings Dental Centre
Contract type name	GDS Contract
Purpose of contract	General
Contract start date	01/04/2018
Contract end date	

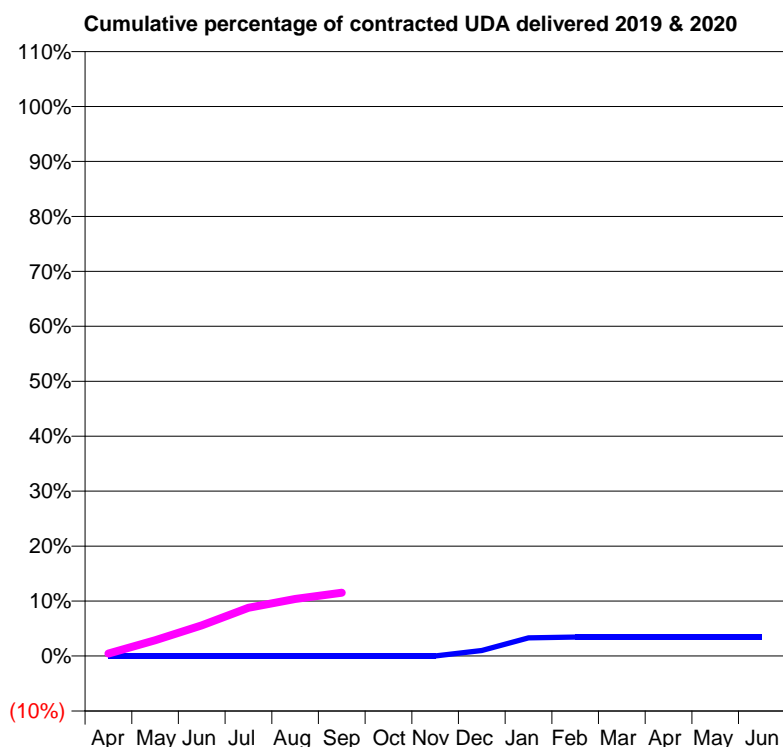
19/20 Contracted general activity (UDA)	5,495
Carry forward general activity (UDA)	0
19/20 Contracted orthodontic activity (UOA)	0
Carry forward orthodontic activity (UOA)	0
Baseline contract value	£162,476.45

ACCESS*

Patients seen in 24 months	Total	Change since previous quarter
Quarter ending September 2018	0	
Quarter ending December 2018	59	↑
Quarter ending March 2019	76	↑
Quarter ending June 2019	156	↑
Quarter ending September 2019	228	↑
Variance since September 2018	N/A	



ACTIVITY



Month	Adjusted Scheduled Activity (UDA)	
	2019	2020
April	0	25
May	0	158
June	0	308
July	0	482
August	0	571
September	0	632
October	0	
November	0	
December	56	
January	181	
February	190	
March	190	
April	190	
May	190	
June	190	

QUALITY

	Quantity	Base Number	Contract	AT	Region	England
% of FP17s for the same patient ID Re-attending within 3 months - Children	0	73	0.0%	11.5%	12.1%	11.5%
% of FP17s for the same patient ID Re-attending within 3 months - Adults	4	116	3.4%	16.1%	15.6%	15.4%
% of FP17s for the same patient ID Re-attending between 3 & 9 months - Children	2	73	2.7%	59.3%	61.2%	59.7%
% of FP17s for the same patient ID Re-attending between 3 & 9 months - Adults	10	116	8.6%	51.9%	54.3%	51.7%
% of FP17s for Band 1 Urgent Courses	17	190	8.9%	10.4%	9.1%	9.2%
% of FP17s Relating to Free Repair or Replacements	0	190	0.0%	0.8%	0.9%	0.7%
% of FP17s Relating to Continuations	0	190	0.0%	0.8%	1.0%	0.8%
% of Patients satisfied with the dentistry they have received	0	0	N/A	92.3%	94.4%	93.5%
% of Patients satisfied with the time they had to wait for an appointment	0	0	N/A	87.3%	88.1%	87.4%

* This is based on patients treated on this contract for their most recent course of treatment. Figures in italics indicate the base number of FP17s or Patient Questionnaire responses are less than 100. N/A is shown where the base number of responses is less than 10 during the period. % is calculated as Quantity/Base number*100

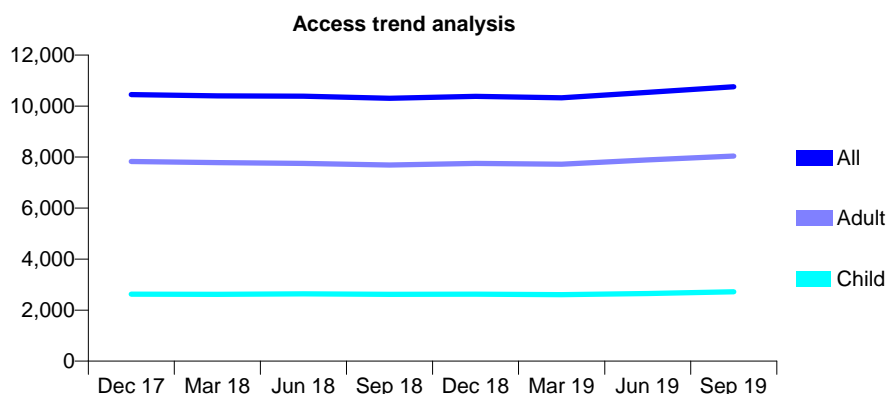
Q46 - Vital Signs At a Glance Contract Report for 101281/0068 - September 2019

Name or company name	OASIS DENTAL CARE LTD
Contract type name	GDS Contract
Purpose of contract	General
Contract start date	01/04/2006
Contract end date	

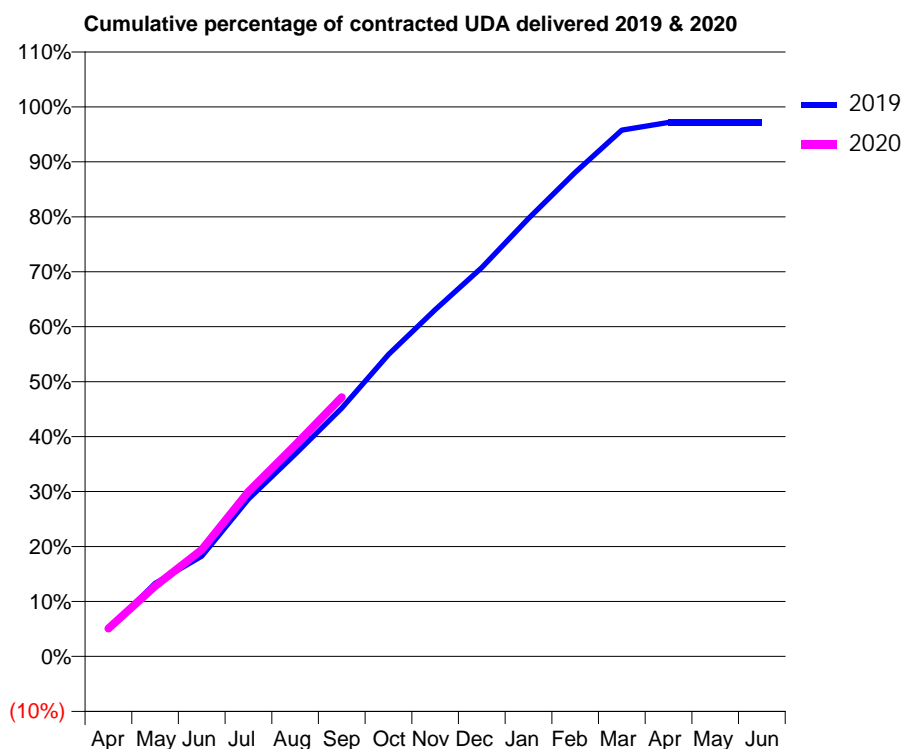
19/20 Contracted general activity (UDA)	34,022
Carry forward general activity (UDA)	0
19/20 Contracted orthodontic activity (UOA)	0
Carry forward orthodontic activity (UOA)	0
Baseline contract value	£870,790.35

ACCESS*

Patients seen in 24 months	Total	Change since previous quarter
Quarter ending September 2018	10,302	
Quarter ending December 2018	10,380	→
Quarter ending March 2019	10,326	→
Quarter ending June 2019	10,540	↑
Quarter ending September 2019	10,760	↑
Variance since September 2018	4.4%	↑



ACTIVITY



Month	2019	2020
April	1,675	1,731
May	4,523	4,359
June	6,202	6,602
July	9,746	10,203
August	12,517	13,082
September	15,379	16,045
October	18,691	
November	21,465	
December	24,074	
January	27,107	
February	29,965	
March	32,586	
April	33,060	
May	33,055	
June	33,056	

QUALITY

	Quantity	Base Number	Contract	AT	Region	England
% of FP17s for the same patient ID Re-attending within 3 months - Children	222	2,262	9.8%	11.5%	12.1%	11.5%
% of FP17s for the same patient ID Re-attending within 3 months - Adults	796	5,809	13.7%	16.1%	15.6%	15.4%
% of FP17s for the same patient ID Re-attending between 3 & 9 months - Children	1,377	2,262	60.9%	59.3%	61.2%	59.7%
% of FP17s for the same patient ID Re-attending between 3 & 9 months - Adults	3,094	5,809	53.3%	51.9%	54.3%	51.7%
% of FP17s for Band 1 Urgent Courses	573	7,806	7.3%	10.4%	9.1%	9.2%
% of FP17s Relating to Free Repair or Replacements	73	7,806	0.9%	0.8%	0.9%	0.7%
% of FP17s Relating to Continuations	91	7,806	1.2%	0.8%	1.0%	0.8%
% of Patients satisfied with the dentistry they have received	5	5	N/A	92.3%	94.4%	93.5%
% of Patients satisfied with the time they had to wait for an appointment	5	5	N/A	87.3%	88.1%	87.4%

* This is based on patients treated on this contract for their most recent course of treatment. Figures in italics indicate the base number of FP17s or Patient Questionnaire responses are less than 100. N/A is shown where the base number of responses is less than 10 during the period. % is calculated as Quantity/Base number*100

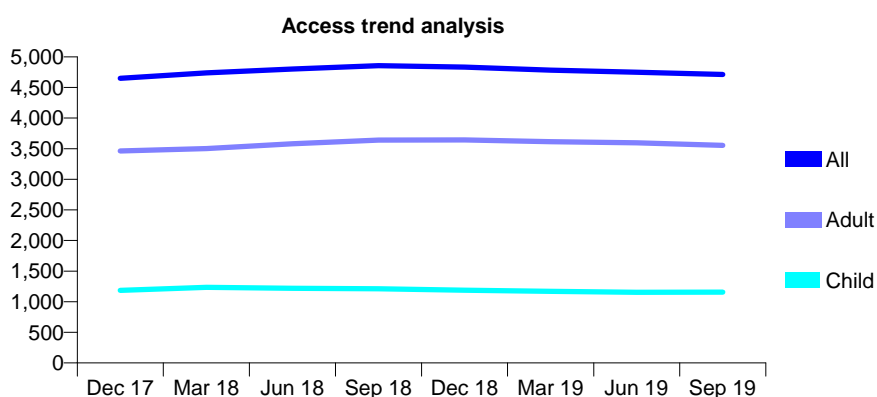
Q46 - Vital Signs At a Glance Contract Report for 101281/0084 - September 2019

Name or company name	OASIS DENTAL CARE LTD
Contract type name	GDS Contract
Purpose of contract	General
Contract start date	01/04/2006
Contract end date	

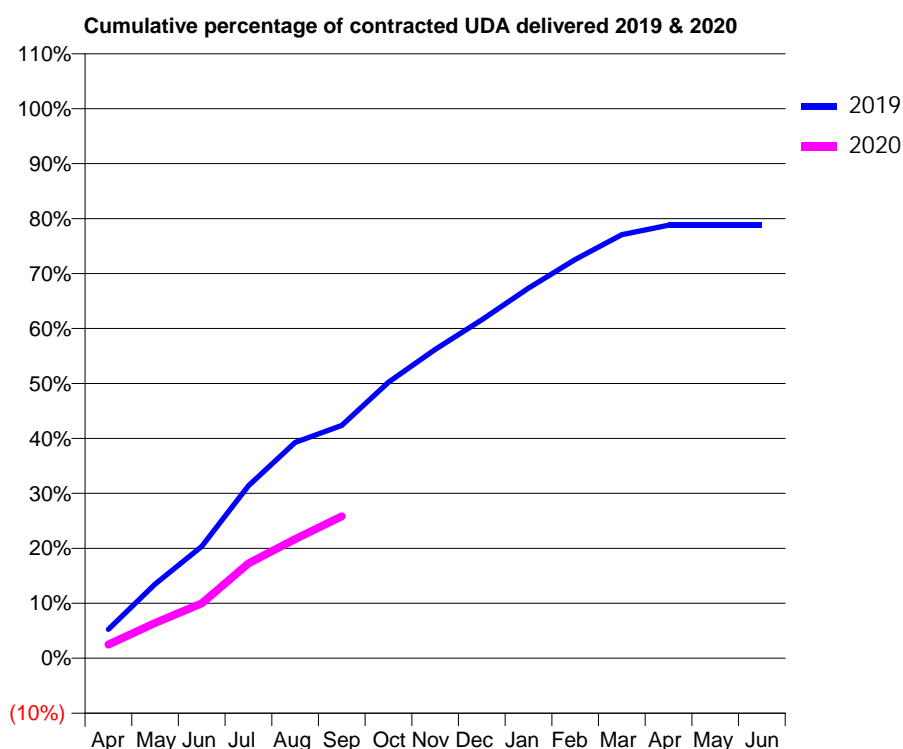
19/20 Contracted general activity (UDA)	18,625
Carry forward general activity (UDA)	0
19/20 Contracted orthodontic activity (UOA)	0
Carry forward orthodontic activity (UOA)	0
Baseline contract value	£522,742.57

ACCESS*

Patients seen in 24 months	Total	Change since previous quarter
Quarter ending September 2018	4,855	
Quarter ending December 2018	4,833	→
Quarter ending March 2019	4,784	↓
Quarter ending June 2019	4,749	→
Quarter ending September 2019	4,713	→
Variance since September 2018	(2.9%)	↓



ACTIVITY



Month	2019	2020
April	980	465
May	2,515	1,194
June	3,791	1,861
July	5,845	3,218
August	7,313	4,037
September	7,890	4,810
October	9,352	
November	10,463	
December	11,467	
January	12,544	
February	13,517	
March	14,359	
April	14,671	
May	14,672	
June	14,674	

QUALITY

	Quantity	Base Number	Contract	AT	Region	England
% of FP17s for the same patient ID Re-attending within 3 months - Children	60	771	7.8%	11.5%	12.1%	11.5%
% of FP17s for the same patient ID Re-attending within 3 months - Adults	307	2,222	13.8%	16.1%	15.6%	15.4%
% of FP17s for the same patient ID Re-attending between 3 & 9 months - Children	424	771	55.0%	59.3%	61.2%	59.7%
% of FP17s for the same patient ID Re-attending between 3 & 9 months - Adults	1,076	2,222	48.4%	51.9%	54.3%	51.7%
% of FP17s for Band 1 Urgent Courses	249	2,815	8.8%	10.4%	9.1%	9.2%
% of FP17s Relating to Free Repair or Replacements	27	2,815	1.0%	0.8%	0.9%	0.7%
% of FP17s Relating to Continuations	64	2,815	2.3%	0.8%	1.0%	0.8%
% of Patients satisfied with the dentistry they have received	0	0	N/A	92.3%	94.4%	93.5%
% of Patients satisfied with the time they had to wait for an appointment	0	0	N/A	87.3%	88.1%	87.4%

* This is based on patients treated on this contract for their most recent course of treatment.

Figures in italics indicate the base number of FP17s or Patient Questionnaire responses are less than 100. N/A is shown where the base number of responses is less than 10 during the period. % is calculated as Quantity/Base number*100

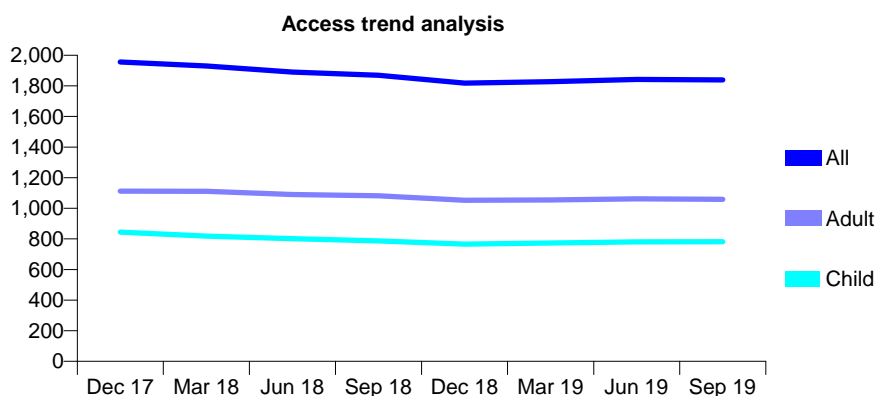
Q46 - Vital Signs At a Glance Contract Report for 101281/0087 - September 2019

Name or company name	OASIS DENTAL CARE LTD
Contract type name	GDS Contract
Purpose of contract	General
Contract start date	01/04/2006
Contract end date	

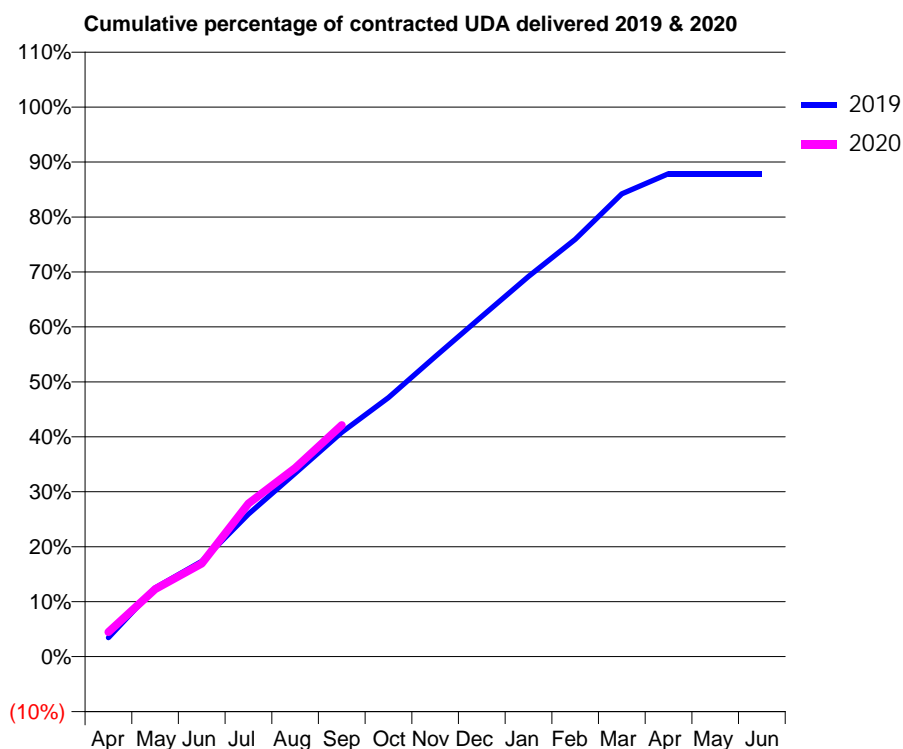
19/20 Contracted general activity (UDA)	5,197
Carry forward general activity (UDA)	0
19/20 Contracted orthodontic activity (UOA)	0
Carry forward orthodontic activity (UOA)	0
Baseline contract value	£116,775.91

ACCESS*

Patients seen in 24 months	Total	Change since previous quarter
Quarter ending September 2018	1,869	
Quarter ending December 2018	1,818	↓
Quarter ending March 2019	1,828	→
Quarter ending June 2019	1,842	→
Quarter ending September 2019	1,839	→
Variance since September 2018	(1.6%)	↓



ACTIVITY



Month	Adjusted Scheduled Activity (UDA)	
	2019	2020
April	180	233
May	650	638
June	901	880
July	1,347	1,447
August	1,733	1,784
September	2,122	2,189
October	2,450	
November	2,837	
December	3,217	
January	3,595	
February	3,947	
March	4,377	
April	4,568	
May	4,568	
June	4,568	

QUALITY

	Quantity	Base Number	Contract	AT	Region	England
% of FP17s for the same patient ID Re-attending within 3 months - Children	63	672	9.4%	11.5%	12.1%	11.5%
% of FP17s for the same patient ID Re-attending within 3 months - Adults	127	800	15.9%	16.1%	15.6%	15.4%
% of FP17s for the same patient ID Re-attending between 3 & 9 months - Children	443	672	65.9%	59.3%	61.2%	59.7%
% of FP17s for the same patient ID Re-attending between 3 & 9 months - Adults	452	800	56.5%	51.9%	54.3%	51.7%
% of FP17s for Band 1 Urgent Courses	47	1,365	3.4%	10.4%	9.1%	9.2%
% of FP17s Relating to Free Repair or Replacements	9	1,365	0.7%	0.8%	0.9%	0.7%
% of FP17s Relating to Continuations	47	1,365	3.4%	0.8%	1.0%	0.8%
% of Patients satisfied with the dentistry they have received	0	0	N/A	92.3%	94.4%	93.5%
% of Patients satisfied with the time they had to wait for an appointment	0	0	N/A	87.3%	88.1%	87.4%

* This is based on patients treated on this contract for their most recent course of treatment. Figures in italics indicate the base number of FP17s or Patient Questionnaire responses are less than 100. N/A is shown where the base number of responses is less than 10 during the period. % is calculated as Quantity/Base number*100

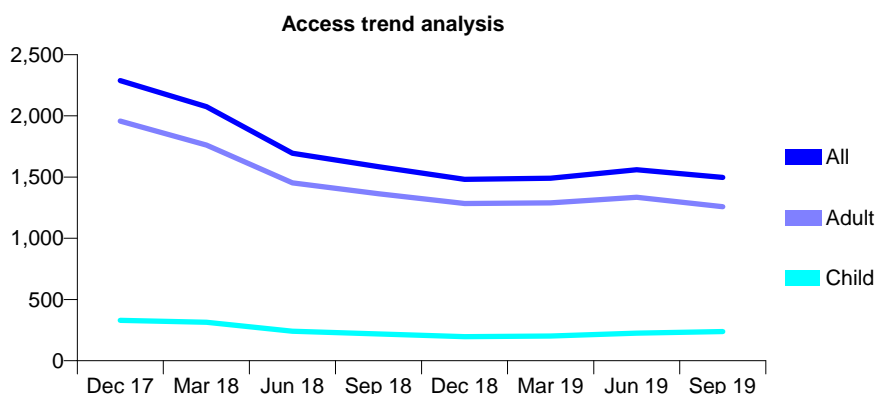
Q46 - Vital Signs At a Glance Contract Report for 101281/0113 - September 2019

Name or company name	OASIS DENTAL CARE LTD
Contract type name	GDS Contract
Purpose of contract	General
Contract start date	01/04/2006
Contract end date	

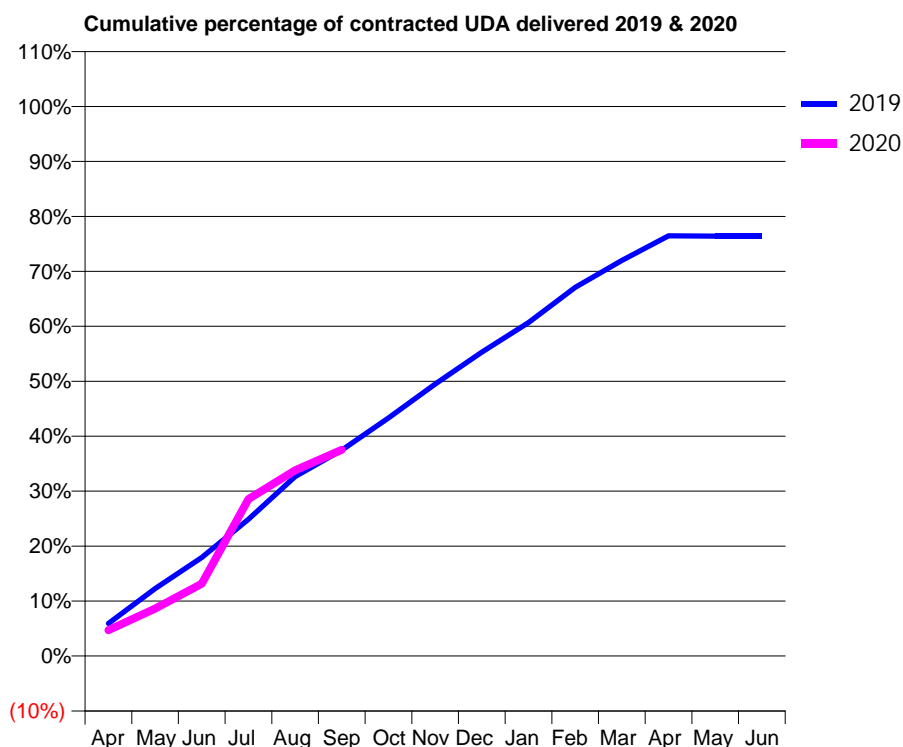
19/20 Contracted general activity (UDA)	5,042
Carry forward general activity (UDA)	0
19/20 Contracted orthodontic activity (UOA)	0
Carry forward orthodontic activity (UOA)	0
Baseline contract value	£126,320.28

ACCESS*

Patients seen in 24 months	Total	Change since previous quarter
Quarter ending September 2018	1,584	
Quarter ending December 2018	1,482	↓
Quarter ending March 2019	1,491	→
Quarter ending June 2019	1,560	↑
Quarter ending September 2019	1,497	↓
Variance since September 2018	(5.5%)	↓



ACTIVITY



Month	Adjusted Scheduled Activity (UDA)	
	2019	2020
April	299	238
May	619	436
June	903	664
July	1,255	1,440
August	1,647	1,703
September	1,889	1,892
October	2,184	
November	2,495	
December	2,788	
January	3,060	
February	3,382	
March	3,628	
April	3,854	
May	3,852	
June	3,852	

QUALITY

	Quantity	Base Number	Contract	AT	Region	England
% of FP17s for the same patient ID Re-attending within 3 months - Children	7	200	3.5%	11.5%	12.1%	11.5%
% of FP17s for the same patient ID Re-attending within 3 months - Adults	45	868	5.2%	16.1%	15.6%	15.4%
% of FP17s for the same patient ID Re-attending between 3 & 9 months - Children	50	200	25.0%	59.3%	61.2%	59.7%
% of FP17s for the same patient ID Re-attending between 3 & 9 months - Adults	244	868	28.1%	51.9%	54.3%	51.7%
% of FP17s for Band 1 Urgent Courses	72	941	7.7%	10.4%	9.1%	9.2%
% of FP17s Relating to Free Repair or Replacements	5	941	0.5%	0.8%	0.9%	0.7%
% of FP17s Relating to Continuations	0	941	0.0%	0.8%	1.0%	0.8%
% of Patients satisfied with the dentistry they have received	0	0	N/A	92.3%	94.4%	93.5%
% of Patients satisfied with the time they had to wait for an appointment	0	0	N/A	87.3%	88.1%	87.4%

* This is based on patients treated on this contract for their most recent course of treatment. Figures in italics indicate the base number of FP17s or Patient Questionnaire responses are less than 100. N/A is shown where the base number of responses is less than 10 during the period. % is calculated as Quantity/Base number*100

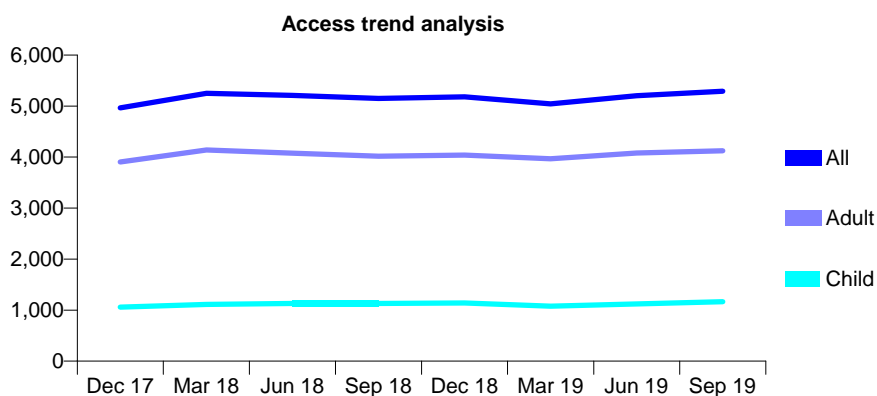
Q46 - Vital Signs At a Glance Contract Report for 101281/0141 - September 2019

Name or company name	OASIS DENTAL CARE LTD
Contract type name	GDS Contract
Purpose of contract	General
Contract start date	01/04/2006
Contract end date	

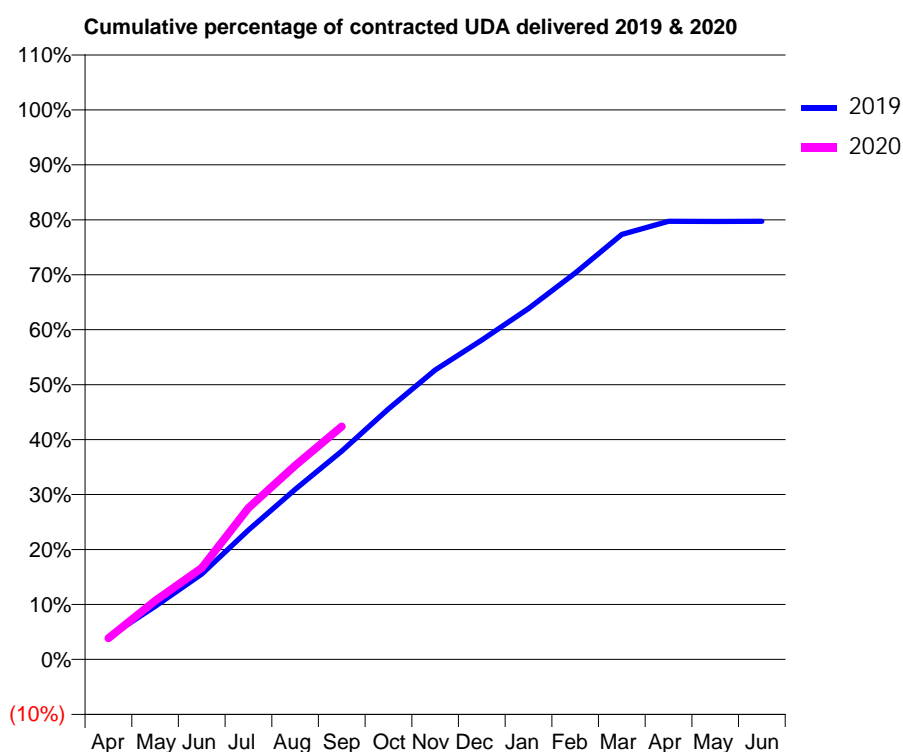
19/20 Contracted general activity (UDA)	20,662
Carry forward general activity (UDA)	0
19/20 Contracted orthodontic activity (UOA)	0
Carry forward orthodontic activity (UOA)	0
Baseline contract value	£551,119.80

ACCESS*

Patients seen in 24 months	Total	Change since previous quarter
Quarter ending September 2018	5,148	
Quarter ending December 2018	5,180	→
Quarter ending March 2019	5,045	↓
Quarter ending June 2019	5,204	↑
Quarter ending September 2019	5,290	→
Variance since September 2018	2.8%	↑



ACTIVITY



Month	2019	2020
April	838	800
May	1,994	2,209
June	3,212	3,437
July	4,869	5,698
August	6,397	7,294
September	7,828	8,759
October	9,417	
November	10,885	
December	12,004	
January	13,192	
February	14,528	
March	15,979	
April	16,476	
May	16,467	
June	16,472	

QUALITY

	Quantity	Base Number	Contract	AT	Region	England
% of FP17s for the same patient ID Re-attending within 3 months - Children	94	966	9.7%	11.5%	12.1%	11.5%
% of FP17s for the same patient ID Re-attending within 3 months - Adults	534	3,170	16.8%	16.1%	15.6%	15.4%
% of FP17s for the same patient ID Re-attending between 3 & 9 months - Children	457	966	47.3%	59.3%	61.2%	59.7%
% of FP17s for the same patient ID Re-attending between 3 & 9 months - Adults	1,381	3,170	43.6%	51.9%	54.3%	51.7%
% of FP17s for Band 1 Urgent Courses	307	3,949	7.8%	10.4%	9.1%	9.2%
% of FP17s Relating to Free Repair or Replacements	31	3,949	0.8%	0.8%	0.9%	0.7%
% of FP17s Relating to Continuations	37	3,949	0.9%	0.8%	1.0%	0.8%
% of Patients satisfied with the dentistry they have received	2	2	N/A	92.3%	94.4%	93.5%
% of Patients satisfied with the time they had to wait for an appointment	2	2	N/A	87.3%	88.1%	87.4%

* This is based on patients treated on this contract for their most recent course of treatment. Figures in italics indicate the base number of FP17s or Patient Questionnaire responses are less than 100. N/A is shown where the base number of responses is less than 10 during the period. % is calculated as Quantity/Base number*100

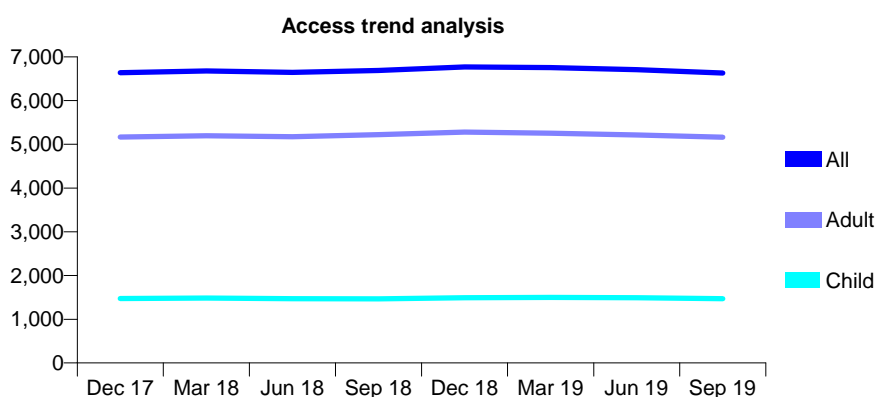
Q46 - Vital Signs At a Glance Contract Report for 101281/0158 - September 2019

Name or company name	OASIS DENTAL CARE LTD
Contract type name	GDS Contract
Purpose of contract	General
Contract start date	23/05/2006
Contract end date	

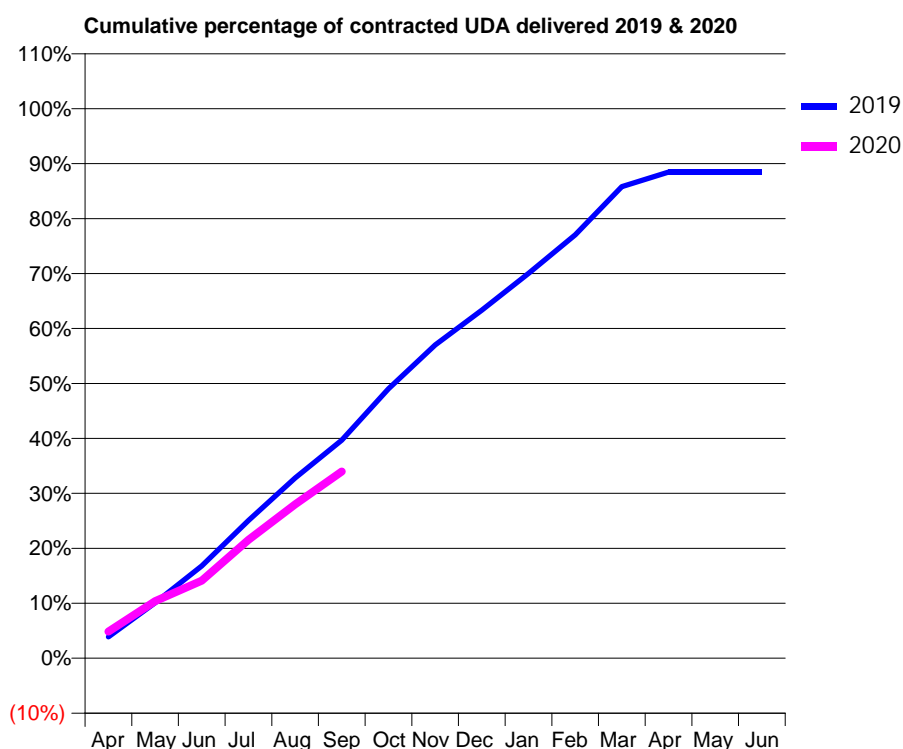
19/20 Contracted general activity (UDA)	23,000
Carry forward general activity (UDA)	0
19/20 Contracted orthodontic activity (UOA)	0
Carry forward orthodontic activity (UOA)	0
Baseline contract value	£582,009.65

ACCESS*

Patients seen in 24 months	Total	Change since previous quarter
Quarter ending September 2018	6,686	
Quarter ending December 2018	6,770	→
Quarter ending March 2019	6,755	→
Quarter ending June 2019	6,705	→
Quarter ending September 2019	6,629	↓
Variance since September 2018	(0.9%)	→



ACTIVITY



Month	2019	2020
April	897	1,115
May	2,322	2,385
June	3,863	3,244
July	5,760	4,955
August	7,543	6,443
September	9,129	7,809
October	11,279	
November	13,114	
December	14,564	
January	16,107	
February	17,717	
March	19,739	
April	20,349	
May	20,349	
June	20,349	

QUALITY

	Quantity	Base Number	Contract	AT	Region	England
% of FP17s for the same patient ID Re-attending within 3 months - Children	106	1,173	9.0%	11.5%	12.1%	11.5%
% of FP17s for the same patient ID Re-attending within 3 months - Adults	541	3,659	14.8%	16.1%	15.6%	15.4%
% of FP17s for the same patient ID Re-attending between 3 & 9 months - Children	818	1,173	69.7%	59.3%	61.2%	59.7%
% of FP17s for the same patient ID Re-attending between 3 & 9 months - Adults	2,420	3,659	66.1%	51.9%	54.3%	51.7%
% of FP17s for Band 1 Urgent Courses	468	4,519	10.4%	10.4%	9.1%	9.2%
% of FP17s Relating to Free Repair or Replacements	49	4,519	1.1%	0.8%	0.9%	0.7%
% of FP17s Relating to Continuations	5	4,519	0.1%	0.8%	1.0%	0.8%
% of Patients satisfied with the dentistry they have received	1	1	N/A	92.3%	94.4%	93.5%
% of Patients satisfied with the time they had to wait for an appointment	1	1	N/A	87.3%	88.1%	87.4%

* This is based on patients treated on this contract for their most recent course of treatment.

Figures in italics indicate the base number of FP17s or Patient Questionnaire responses are less than 100. N/A is shown where the base number of responses is less than 10 during the period. % is calculated as Quantity/Base number*100

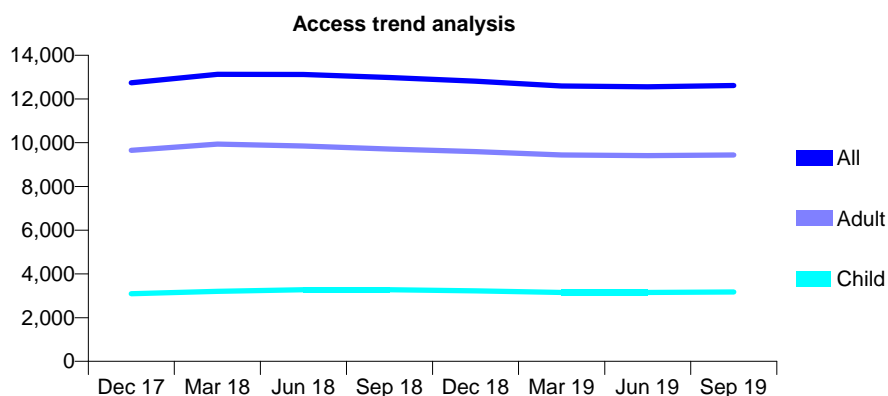
Q46 - Vital Signs At a Glance Contract Report for 101281/0175 - September 2019

Name or company name	OASIS DENTAL CARE LTD
Contract type name	Pilot Contract
Purpose of contract	General
Contract start date	16/11/2007
Contract end date	

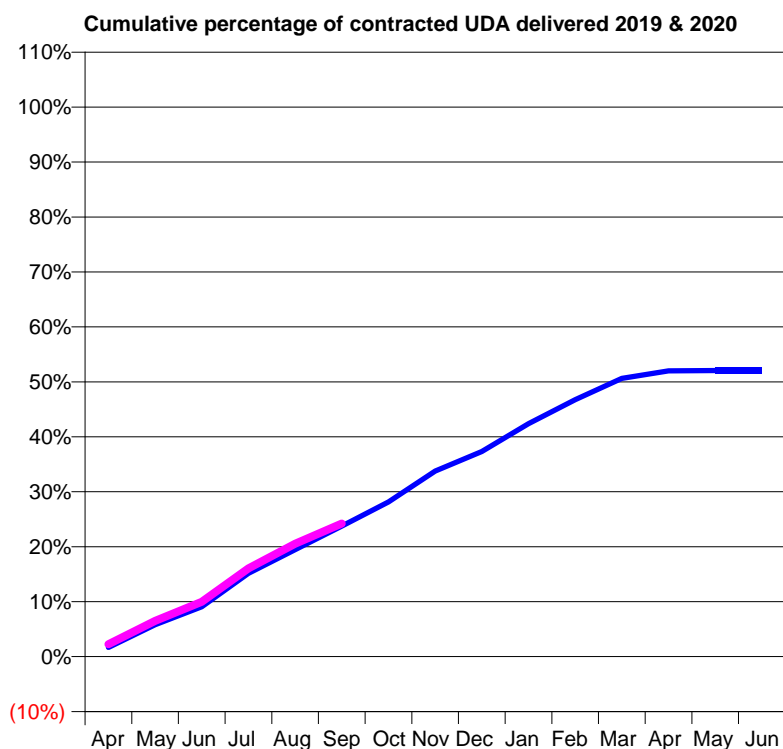
19/20 Contracted general activity (UDA)	40,744
Carry forward general activity (UDA)	0
19/20 Contracted orthodontic activity (UOA)	0
Carry forward orthodontic activity (UOA)	0
Baseline contract value	£1,042,299.46

ACCESS*

Patients seen in 24 months	Total	Change since previous quarter
Quarter ending September 2018	12,986	
Quarter ending December 2018	12,816	↓
Quarter ending March 2019	12,591	↓
Quarter ending June 2019	12,557	→
Quarter ending September 2019	12,619	→
Variance since September 2018	(2.8%)	↓



ACTIVITY



Month	Adjusted Scheduled Activity (UDA)	
	2019	2020
April	687	923
May	2,370	2,659
June	3,699	4,073
July	6,170	6,537
August	7,933	8,367
September	9,673	9,863
October	11,479	
November	13,754	
December	15,210	
January	17,269	
February	19,053	
March	20,632	
April	21,179	
May	21,208	
June	21,213	

QUALITY

	Quantity	Base Number	Contract	AT	Region	England
% of FP17s for the same patient ID Re-attending within 3 months - Children	43	1,428	3.0%	11.5%	12.1%	11.5%
% of FP17s for the same patient ID Re-attending within 3 months - Adults	178	3,909	4.6%	16.1%	15.6%	15.4%
% of FP17s for the same patient ID Re-attending between 3 & 9 months - Children	319	1,428	22.3%	59.3%	61.2%	59.7%
% of FP17s for the same patient ID Re-attending between 3 & 9 months - Adults	793	3,909	20.3%	51.9%	54.3%	51.7%
% of FP17s for Band 1 Urgent Courses	397	4,995	7.9%	10.4%	9.1%	9.2%
% of FP17s Relating to Free Repair or Replacements	4	4,995	0.1%	0.8%	0.9%	0.7%
% of FP17s Relating to Continuations	31	4,995	0.6%	0.8%	1.0%	0.8%
% of Patients satisfied with the dentistry they have received	2	2	N/A	92.3%	94.4%	93.5%
% of Patients satisfied with the time they had to wait for an appointment	2	2	N/A	87.3%	88.1%	87.4%

* This is based on patients treated on this contract for their most recent course of treatment. Figures in italics indicate the base number of FP17s or Patient Questionnaire responses are less than 100. N/A is shown where the base number of responses is less than 10 during the period. % is calculated as Quantity/Base number*100

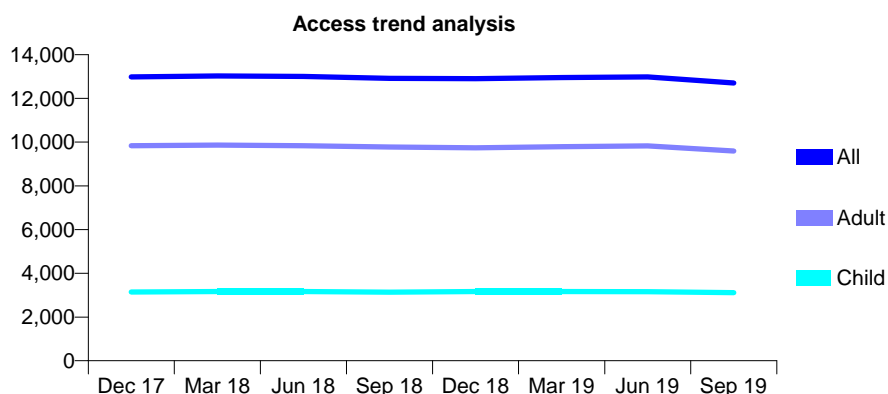
Q46 - Vital Signs At a Glance Contract Report for 101370/0046 - September 2019

Name or company name	Petrie Tucker & Partners Ltd
Contract type name	GDS Contract
Purpose of contract	General
Contract start date	01/04/2006
Contract end date	

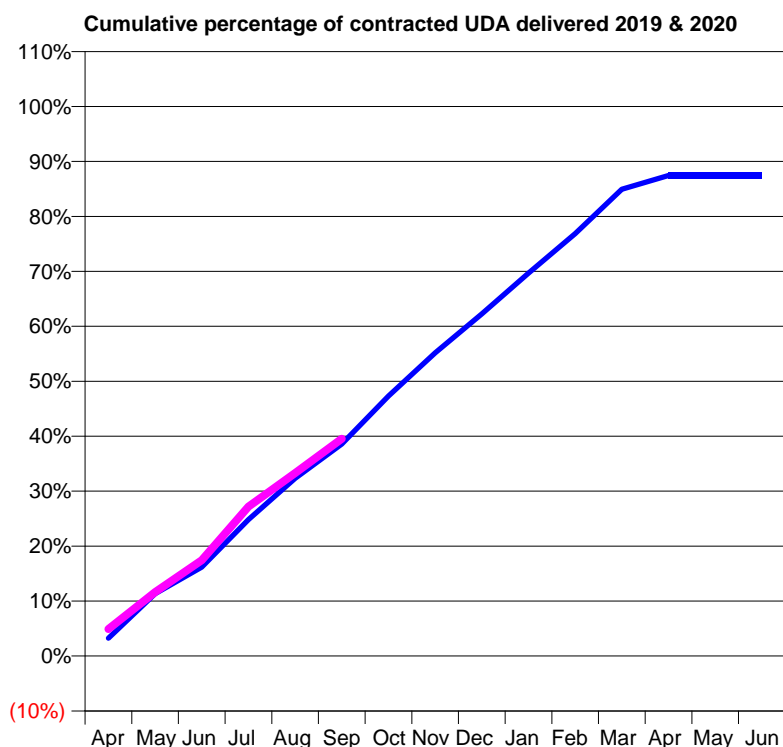
19/20 Contracted general activity (UDA)	39,791
Carry forward general activity (UDA)	0
19/20 Contracted orthodontic activity (UOA)	0
Carry forward orthodontic activity (UOA)	0
Baseline contract value	£1,193,543.20

ACCESS*

Patients seen in 24 months	Total	Change since previous quarter
Quarter ending September 2018	12,916	
Quarter ending December 2018	12,905	→
Quarter ending March 2019	12,952	→
Quarter ending June 2019	12,984	→
Quarter ending September 2019	12,704	↓
Variance since September 2018	(1.6%)	↓



ACTIVITY



Month	Adjusted Scheduled Activity (UDA)	
	2019	2020
April	1,294	1,955
May	4,518	4,632
June	6,435	6,935
July	9,888	10,817
August	12,866	13,251
September	15,345	15,736
October	18,822	
November	21,955	
December	24,777	
January	27,728	
February	30,585	
March	33,791	
April	34,794	
May	34,799	
June	34,798	

QUALITY

	Quantity	Base Number	Contract	AT	Region	England
% of FP17s for the same patient ID Re-attending within 3 months - Children	141	2,167	6.5%	11.5%	12.1%	11.5%
% of FP17s for the same patient ID Re-attending within 3 months - Adults	693	5,985	11.6%	16.1%	15.6%	15.4%
% of FP17s for the same patient ID Re-attending between 3 & 9 months - Children	1,294	2,167	59.7%	59.3%	61.2%	59.7%
% of FP17s for the same patient ID Re-attending between 3 & 9 months - Adults	3,203	5,985	53.5%	51.9%	54.3%	51.7%
% of FP17s for Band 1 Urgent Courses	622	7,721	8.1%	10.4%	9.1%	9.2%
% of FP17s Relating to Free Repair or Replacements	57	7,721	0.7%	0.8%	0.9%	0.7%
% of FP17s Relating to Continuations	92	7,721	1.2%	0.8%	1.0%	0.8%
% of Patients satisfied with the dentistry they have received	2	3	N/A	92.3%	94.4%	93.5%
% of Patients satisfied with the time they had to wait for an appointment	2	3	N/A	87.3%	88.1%	87.4%

* This is based on patients treated on this contract for their most recent course of treatment. Figures in italics indicate the base number of FP17s or Patient Questionnaire responses are less than 100. N/A is shown where the base number of responses is less than 10 during the period. % is calculated as Quantity/Base number*100

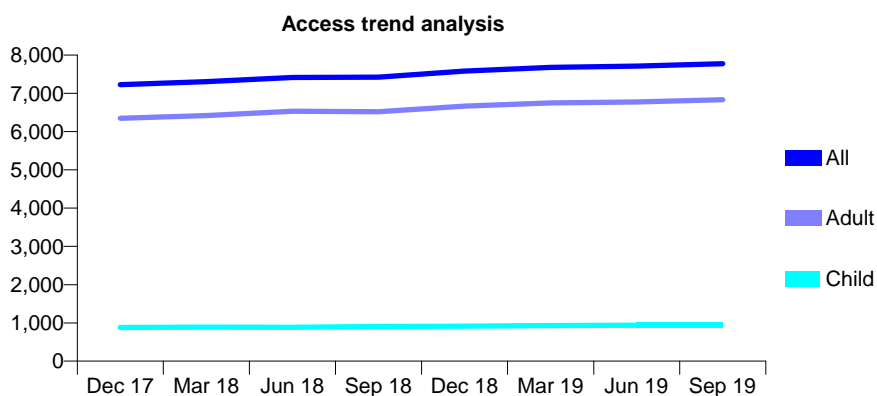
Q46 - Vital Signs At a Glance Contract Report for 101370/0049 - September 2019

Name or company name	Petrie Tucker & Partners Ltd
Contract type name	GDS Contract
Purpose of contract	General
Contract start date	01/04/2006
Contract end date	

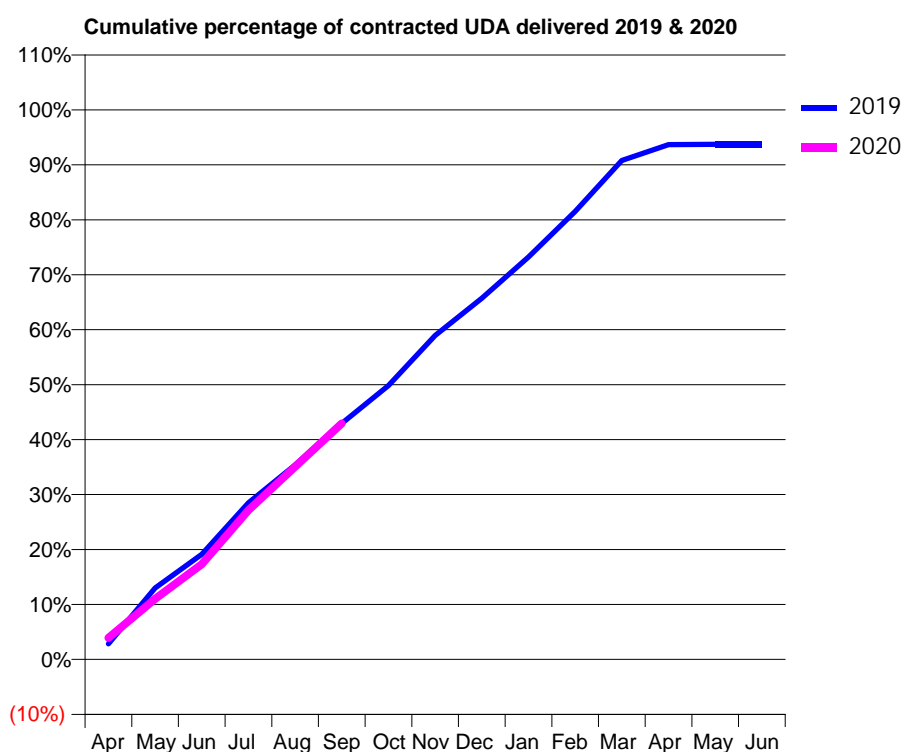
19/20 Contracted general activity (UDA)	18,813
Carry forward general activity (UDA)	0
19/20 Contracted orthodontic activity (UOA)	0
Carry forward orthodontic activity (UOA)	0
Baseline contract value	£530,616.35

ACCESS*

Patients seen in 24 months	Total	Change since previous quarter
Quarter ending September 2018	7,423	
Quarter ending December 2018	7,583	↑
Quarter ending March 2019	7,677	→
Quarter ending June 2019	7,714	→
Quarter ending September 2019	7,774	→
Variance since September 2018	4.7%	↑



ACTIVITY



Month	2019	2020
April	536	738
May	2,447	2,077
June	3,600	3,256
July	5,364	5,111
August	6,657	6,597
September	8,079	8,080
October	9,378	
November	11,089	
December	12,361	
January	13,774	
February	15,339	
March	17,083	
April	17,624	
May	17,631	
June	17,631	

QUALITY

	Quantity	Base Number	Contract	AT	Region	England
% of FP17s for the same patient ID Re-attending within 3 months - Children	47	609	7.7%	11.5%	12.1%	11.5%
% of FP17s for the same patient ID Re-attending within 3 months - Adults	274	3,484	7.9%	16.1%	15.6%	15.4%
% of FP17s for the same patient ID Re-attending between 3 & 9 months - Children	296	609	48.6%	59.3%	61.2%	59.7%
% of FP17s for the same patient ID Re-attending between 3 & 9 months - Adults	1,391	3,484	39.9%	51.9%	54.3%	51.7%
% of FP17s for Band 1 Urgent Courses	217	3,846	5.6%	10.4%	9.1%	9.2%
% of FP17s Relating to Free Repair or Replacements	31	3,846	0.8%	0.8%	0.9%	0.7%
% of FP17s Relating to Continuations	43	3,846	1.1%	0.8%	1.0%	0.8%
% of Patients satisfied with the dentistry they have received	1	1	N/A	92.3%	94.4%	93.5%
% of Patients satisfied with the time they had to wait for an appointment	1	1	N/A	87.3%	88.1%	87.4%

* This is based on patients treated on this contract for their most recent course of treatment. Figures in italics indicate the base number of FP17s or Patient Questionnaire responses are less than 100. N/A is shown where the base number of responses is less than 10 during the period. % is calculated as Quantity/Base number*100

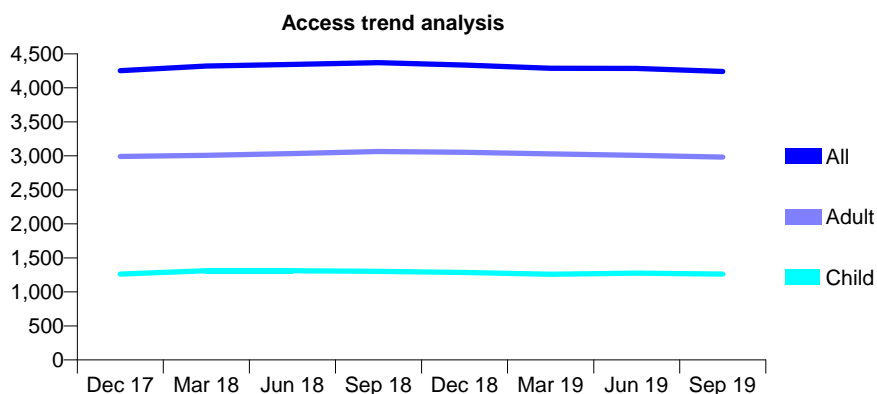
Q46 - Vital Signs At a Glance Contract Report for 101370/0054 - September 2019

Name or company name	Petrie Tucker & Partners Ltd
Contract type name	GDS Contract
Purpose of contract	General
Contract start date	01/04/2006
Contract end date	

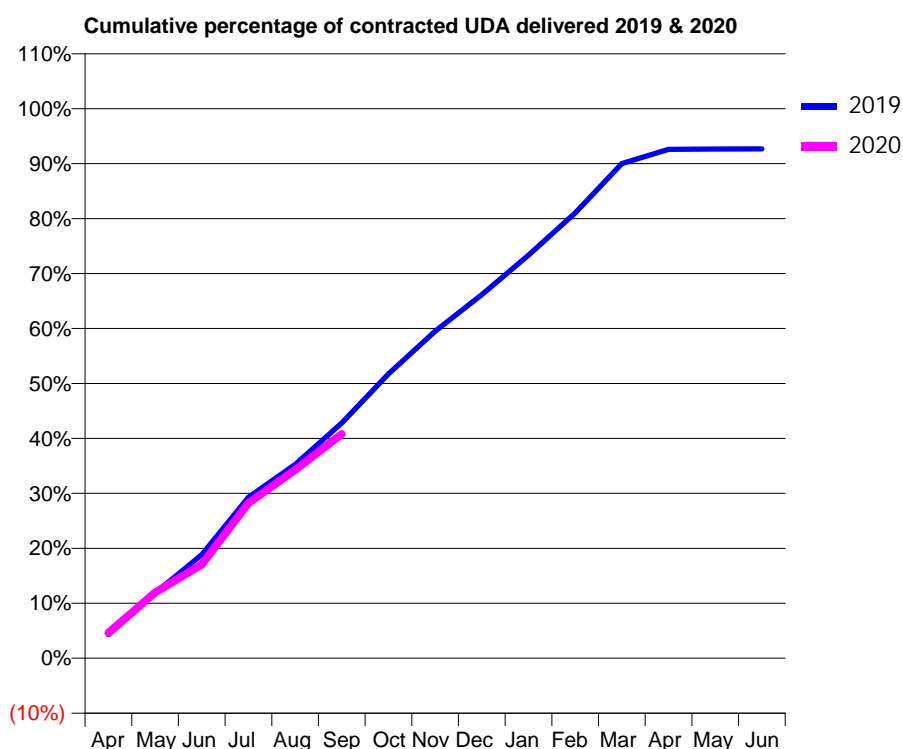
19/20 Contracted general activity (UDA)	12,205
Carry forward general activity (UDA)	0
19/20 Contracted orthodontic activity (UOA)	0
Carry forward orthodontic activity (UOA)	0
Baseline contract value	£351,117.82

ACCESS*

Patients seen in 24 months	Total	Change since previous quarter
Quarter ending September 2018	4,369	
Quarter ending December 2018	4,337	→
Quarter ending March 2019	4,289	↓
Quarter ending June 2019	4,285	→
Quarter ending September 2019	4,243	→
Variance since September 2018	(2.9%)	↓



ACTIVITY



Month	2019	2020
April	526	566
May	1,450	1,458
June	2,300	2,080
July	3,574	3,446
August	4,301	4,181
September	5,223	4,976
October	6,315	
November	7,265	
December	8,073	
January	8,953	
February	9,891	
March	10,983	
April	11,299	
May	11,309	
June	11,311	

QUALITY

	Quantity	Base Number	Contract	AT	Region	England
% of FP17s for the same patient ID Re-attending within 3 months - Children	50	856	5.8%	11.5%	12.1%	11.5%
% of FP17s for the same patient ID Re-attending within 3 months - Adults	187	1,761	10.6%	16.1%	15.6%	15.4%
% of FP17s for the same patient ID Re-attending between 3 & 9 months - Children	420	856	49.1%	59.3%	61.2%	59.7%
% of FP17s for the same patient ID Re-attending between 3 & 9 months - Adults	833	1,761	47.3%	51.9%	54.3%	51.7%
% of FP17s for Band 1 Urgent Courses	236	2,461	9.6%	10.4%	9.1%	9.2%
% of FP17s Relating to Free Repair or Replacements	17	2,461	0.7%	0.8%	0.9%	0.7%
% of FP17s Relating to Continuations	42	2,461	1.7%	0.8%	1.0%	0.8%
% of Patients satisfied with the dentistry they have received	0	0	N/A	92.3%	94.4%	93.5%
% of Patients satisfied with the time they had to wait for an appointment	0	0	N/A	87.3%	88.1%	87.4%

* This is based on patients treated on this contract for their most recent course of treatment.

Figures in italics indicate the base number of FP17s or Patient Questionnaire responses are less than 100. N/A is shown where the base number of responses is less than 10 during the period. % is calculated as Quantity/Base number*100

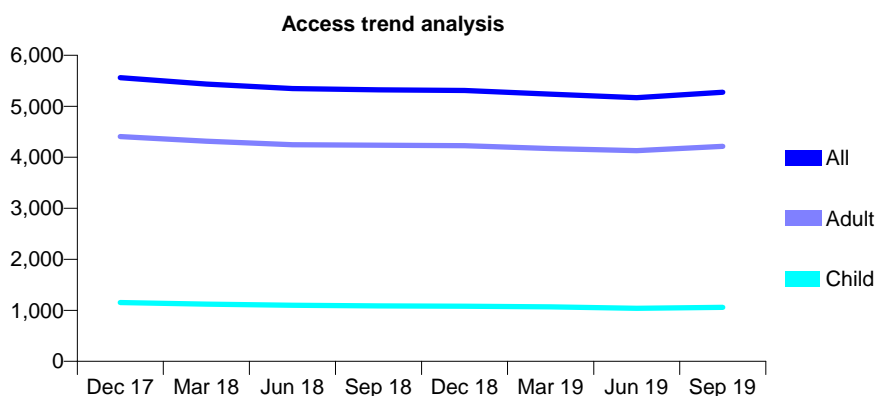
Q46 - Vital Signs At a Glance Contract Report for 101370/0110 - September 2019

Name or company name	Petrie Tucker & Partners Ltd
Contract type name	GDS Contract
Purpose of contract	General
Contract start date	01/11/2008
Contract end date	

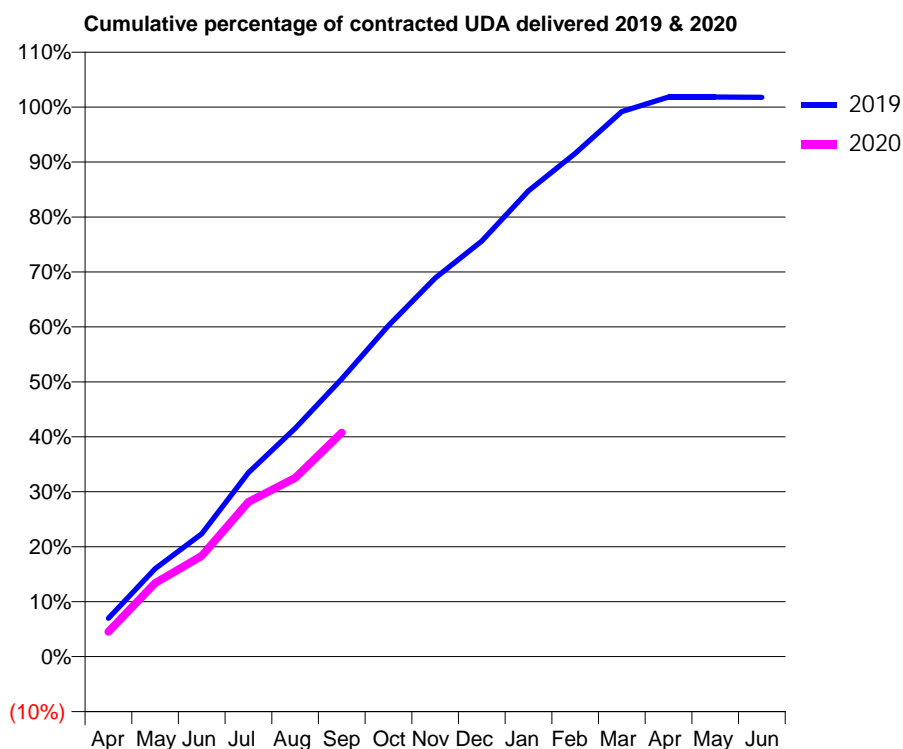
19/20 Contracted general activity (UDA)	16,622
Carry forward general activity (UDA)	0
19/20 Contracted orthodontic activity (UOA)	0
Carry forward orthodontic activity (UOA)	0
Baseline contract value	£505,996.83

ACCESS*

Patients seen in 24 months	Total	Change since previous quarter
Quarter ending September 2018	5,322	
Quarter ending December 2018	5,308	→
Quarter ending March 2019	5,239	↓
Quarter ending June 2019	5,167	↓
Quarter ending September 2019	5,275	↑
Variance since September 2018	(0.9%)	→



ACTIVITY



Month	Adjusted Scheduled Activity (UDA)	
	2019	2020
April	1,158	754
May	2,662	2,223
June	3,716	3,049
July	5,565	4,677
August	6,906	5,404
September	8,401	6,774
October	10,013	
November	11,450	
December	12,571	
January	14,086	
February	15,222	
March	16,485	
April	16,923	
May	16,926	
June	16,916	

QUALITY

	Quantity	Base Number	Contract	AT	Region	England
% of FP17s for the same patient ID Re-attending within 3 months - Children	49	781	6.3%	11.5%	12.1%	11.5%
% of FP17s for the same patient ID Re-attending within 3 months - Adults	328	3,109	10.6%	16.1%	15.6%	15.4%
% of FP17s for the same patient ID Re-attending between 3 & 9 months - Children	438	781	56.1%	59.3%	61.2%	59.7%
% of FP17s for the same patient ID Re-attending between 3 & 9 months - Adults	1,790	3,109	57.6%	51.9%	54.3%	51.7%
% of FP17s for Band 1 Urgent Courses	289	3,683	7.8%	10.4%	9.1%	9.2%
% of FP17s Relating to Free Repair or Replacements	18	3,683	0.5%	0.8%	0.9%	0.7%
% of FP17s Relating to Continuations	32	3,683	0.9%	0.8%	1.0%	0.8%
% of Patients satisfied with the dentistry they have received	1	1	N/A	92.3%	94.4%	93.5%
% of Patients satisfied with the time they had to wait for an appointment	1	1	N/A	87.3%	88.1%	87.4%

* This is based on patients treated on this contract for their most recent course of treatment. Figures in italics indicate the base number of FP17s or Patient Questionnaire responses are less than 100. N/A is shown where the base number of responses is less than 10 during the period. % is calculated as Quantity/Base number*100

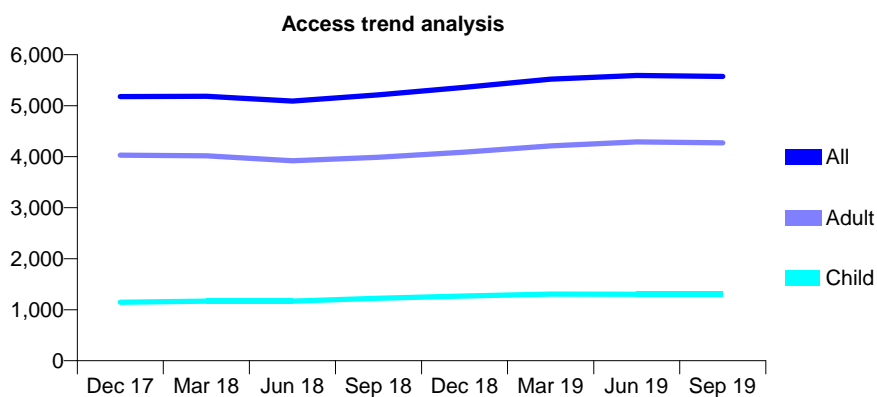
Q46 - Vital Signs At a Glance Contract Report for 101435/0141 - September 2019

Name or company name	IDH Limited
Contract type name	GDS Contract
Purpose of contract	General
Contract start date	01/01/2011
Contract end date	

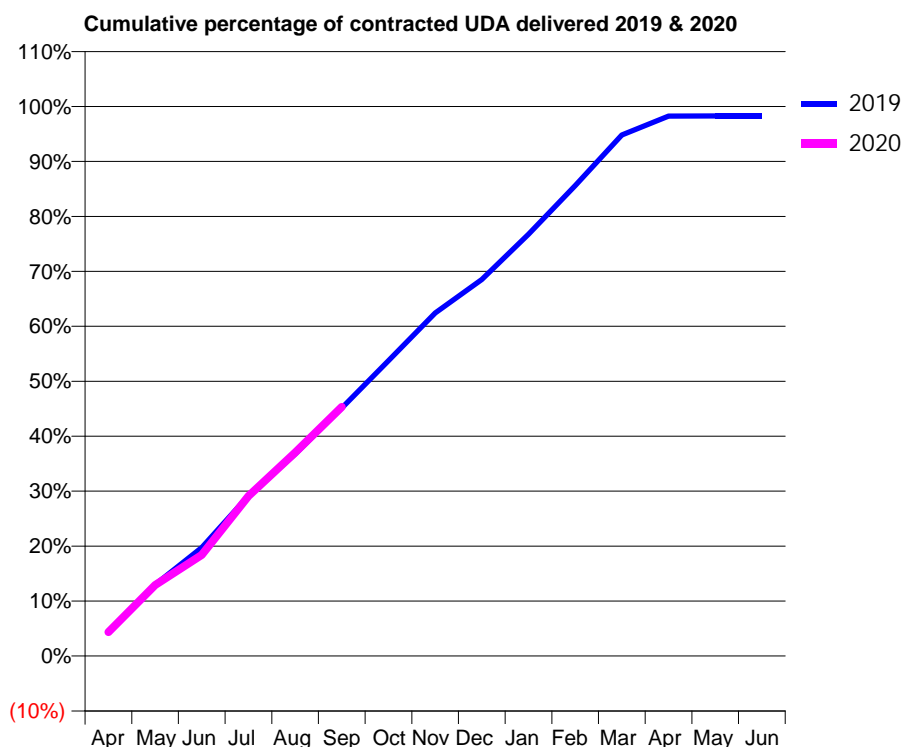
19/20 Contracted general activity (UDA)	22,869
Carry forward general activity (UDA)	0
19/20 Contracted orthodontic activity (UOA)	0
Carry forward orthodontic activity (UOA)	0
Baseline contract value	£653,245.85

ACCESS*

Patients seen in 24 months	Total	Change since previous quarter
Quarter ending September 2018	5,213	
Quarter ending December 2018	5,360	↑
Quarter ending March 2019	5,519	↑
Quarter ending June 2019	5,591	→
Quarter ending September 2019	5,573	→
Variance since September 2018	6.9%	↑



ACTIVITY



Month	Adjusted Scheduled Activity (UDA)	
	2019	2020
April	1,024	995
May	2,980	2,953
June	4,515	4,203
July	6,668	6,654
August	8,413	8,469
September	10,318	10,369
October	12,288	
November	14,276	
December	15,671	
January	17,550	
February	19,579	
March	21,682	
April	22,470	
May	22,471	
June	22,471	

QUALITY

	Quantity	Base Number	Contract	AT	Region	England
% of FP17s for the same patient ID Re-attending within 3 months - Children	80	966	8.3%	11.5%	12.1%	11.5%
% of FP17s for the same patient ID Re-attending within 3 months - Adults	475	3,218	14.8%	16.1%	15.6%	15.4%
% of FP17s for the same patient ID Re-attending between 3 & 9 months - Children	544	966	56.3%	59.3%	61.2%	59.7%
% of FP17s for the same patient ID Re-attending between 3 & 9 months - Adults	1,834	3,218	57.0%	51.9%	54.3%	51.7%
% of FP17s for Band 1 Urgent Courses	317	3,935	8.1%	10.4%	9.1%	9.2%
% of FP17s Relating to Free Repair or Replacements	54	3,935	1.4%	0.8%	0.9%	0.7%
% of FP17s Relating to Continuations	60	3,935	1.5%	0.8%	1.0%	0.8%
% of Patients satisfied with the dentistry they have received	1	1	N/A	92.3%	94.4%	93.5%
% of Patients satisfied with the time they had to wait for an appointment	1	1	N/A	87.3%	88.1%	87.4%

* This is based on patients treated on this contract for their most recent course of treatment. Figures in italics indicate the base number of FP17s or Patient Questionnaire responses are less than 100. N/A is shown where the base number of responses is less than 10 during the period. % is calculated as Quantity/Base number*100

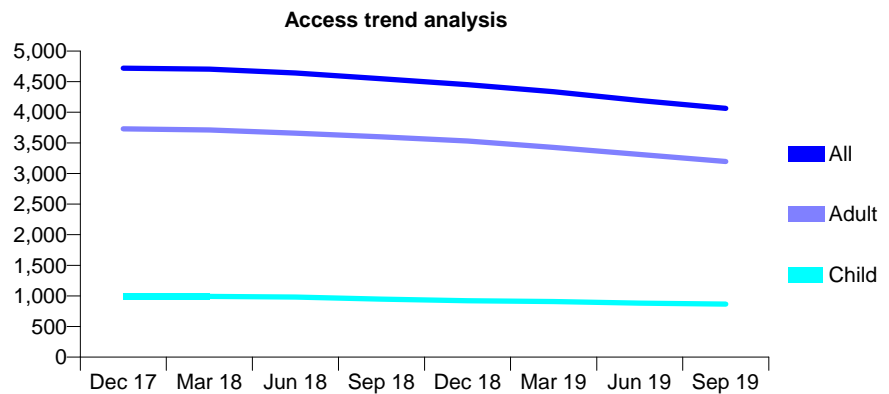
Q46 - Vital Signs At a Glance Contract Report for 101516/0001 - September 2019

Name or company name	The Crab Tree Lane and Church Street Der
Contract type name	GDS Contract
Purpose of contract	General
Contract start date	03/12/2012
Contract end date	

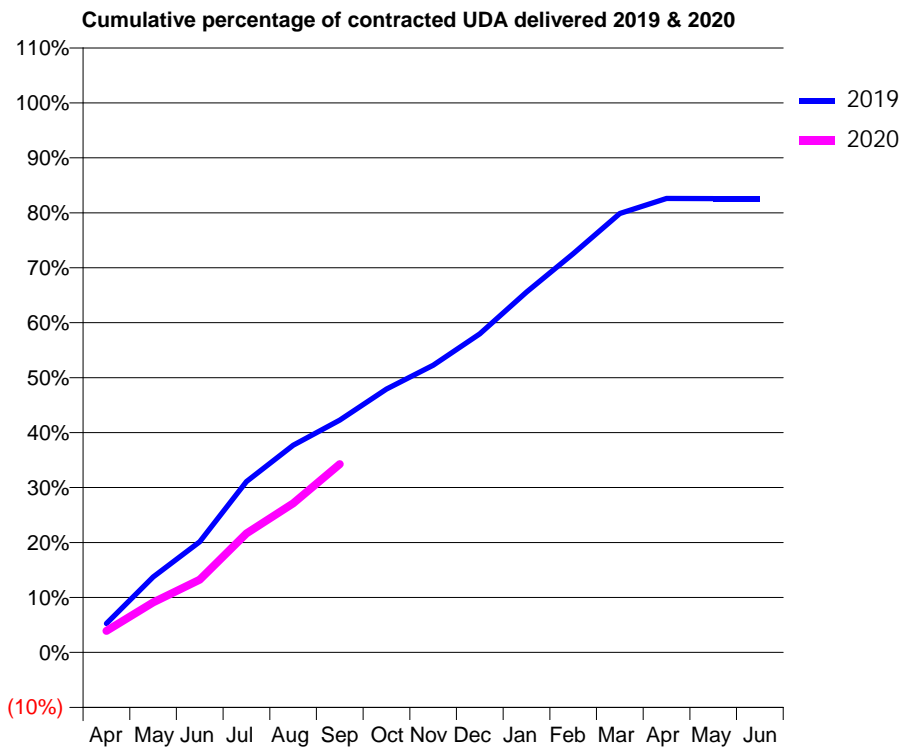
19/20 Contracted general activity (UDA)	13,261
Carry forward general activity (UDA)	0
19/20 Contracted orthodontic activity (UOA)	0
Carry forward orthodontic activity (UOA)	0
Baseline contract value	£398,091.56

ACCESS*

Patients seen in 24 months	Total	Change since previous quarter
Quarter ending September 2018	4,548	
Quarter ending December 2018	4,452	↓
Quarter ending March 2019	4,336	↓
Quarter ending June 2019	4,193	↓
Quarter ending September 2019	4,064	↓
Variance since September 2018	(10.6%)	↓



ACTIVITY



Month	2019	2020
April	697	520
May	1,820	1,209
June	2,668	1,757
July	4,124	2,871
August	5,000	3,595
September	5,607	4,546
October	6,353	
November	6,931	
December	7,686	
January	8,694	
February	9,619	
March	10,593	
April	10,954	
May	10,948	
June	10,948	

QUALITY

	Quantity	Base Number	Contract	AT	Region	England
% of FP17s for the same patient ID Re-attending within 3 months - Children	38	625	6.1%	11.5%	12.1%	11.5%
% of FP17s for the same patient ID Re-attending within 3 months - Adults	290	2,094	13.8%	16.1%	15.6%	15.4%
% of FP17s for the same patient ID Re-attending between 3 & 9 months - Children	350	625	56.0%	59.3%	61.2%	59.7%
% of FP17s for the same patient ID Re-attending between 3 & 9 months - Adults	1,118	2,094	53.4%	51.9%	54.3%	51.7%
% of FP17s for Band 1 Urgent Courses	320	2,551	12.5%	10.4%	9.1%	9.2%
% of FP17s Relating to Free Repair or Replacements	35	2,551	1.4%	0.8%	0.9%	0.7%
% of FP17s Relating to Continuations	28	2,551	1.1%	0.8%	1.0%	0.8%
% of Patients satisfied with the dentistry they have received	0	0	N/A	92.3%	94.4%	93.5%
% of Patients satisfied with the time they had to wait for an appointment	0	0	N/A	87.3%	88.1%	87.4%

* This is based on patients treated on this contract for their most recent course of treatment. Figures in italics indicate the base number of FP17s or Patient Questionnaire responses are less than 100. N/A is shown where the base number of responses is less than 10 during the period. % is calculated as Quantity/Base number*100

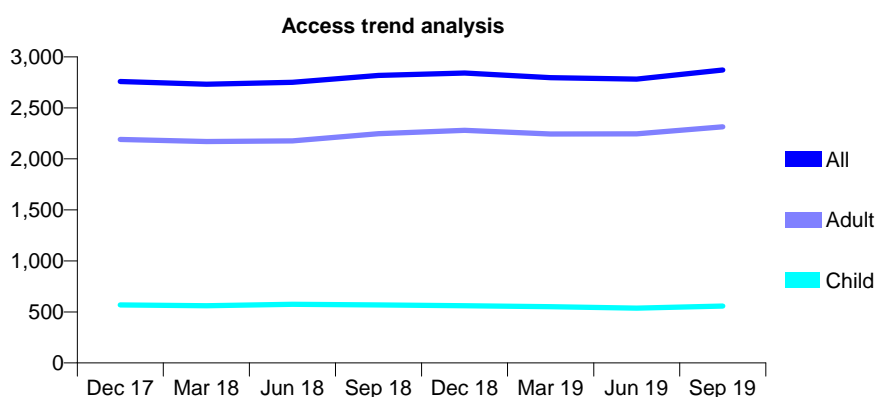
Q46 - Vital Signs At a Glance Contract Report for 101516/0002 - September 2019

Name or company name	The Crab Tree Lane and Church Street Der
Contract type name	GDS Contract
Purpose of contract	General
Contract start date	03/12/2012
Contract end date	

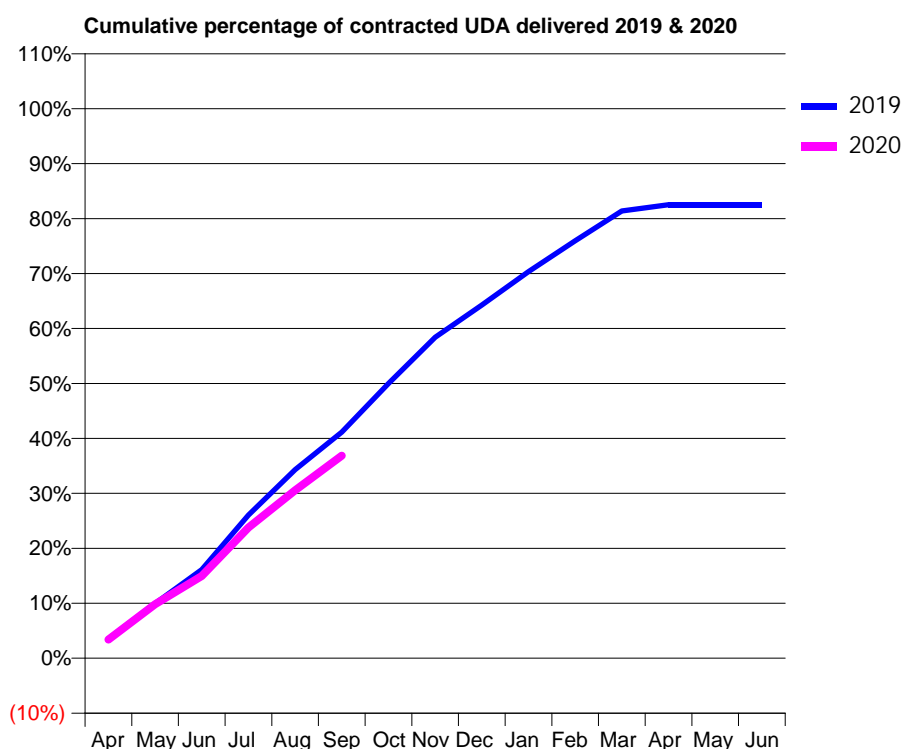
19/20 Contracted general activity (UDA)	11,024
Carry forward general activity (UDA)	0
19/20 Contracted orthodontic activity (UOA)	0
Carry forward orthodontic activity (UOA)	0
Baseline contract value	£369,198.29

ACCESS*

Patients seen in 24 months	Total	Change since previous quarter
Quarter ending September 2018	2,817	
Quarter ending December 2018	2,841	→
Quarter ending March 2019	2,795	↓
Quarter ending June 2019	2,782	→
Quarter ending September 2019	2,871	↑
Variance since September 2018	1.9%	→



ACTIVITY



Month	2019	2020
April	390	376
May	1,100	1,084
June	1,777	1,650
July	2,873	2,621
August	3,783	3,371
September	4,535	4,063
October	5,512	
November	6,438	
December	7,085	
January	7,755	
February	8,375	
March	8,972	
April	9,098	
May	9,096	
June	9,096	

QUALITY

	Quantity	Base Number	Contract	AT	Region	England
% of FP17s for the same patient ID Re-attending within 3 months - Children	44	404	10.9%	11.5%	12.1%	11.5%
% of FP17s for the same patient ID Re-attending within 3 months - Adults	240	1,649	14.6%	16.1%	15.6%	15.4%
% of FP17s for the same patient ID Re-attending between 3 & 9 months - Children	182	404	45.0%	59.3%	61.2%	59.7%
% of FP17s for the same patient ID Re-attending between 3 & 9 months - Adults	763	1,649	46.3%	51.9%	54.3%	51.7%
% of FP17s for Band 1 Urgent Courses	190	1,961	9.7%	10.4%	9.1%	9.2%
% of FP17s Relating to Free Repair or Replacements	18	1,961	0.9%	0.8%	0.9%	0.7%
% of FP17s Relating to Continuations	27	1,961	1.4%	0.8%	1.0%	0.8%
% of Patients satisfied with the dentistry they have received	1	1	N/A	92.3%	94.4%	93.5%
% of Patients satisfied with the time they had to wait for an appointment	1	1	N/A	87.3%	88.1%	87.4%

* This is based on patients treated on this contract for their most recent course of treatment. Figures in italics indicate the base number of FP17s or Patient Questionnaire responses are less than 100. N/A is shown where the base number of responses is less than 10 during the period. % is calculated as Quantity/Base number*100

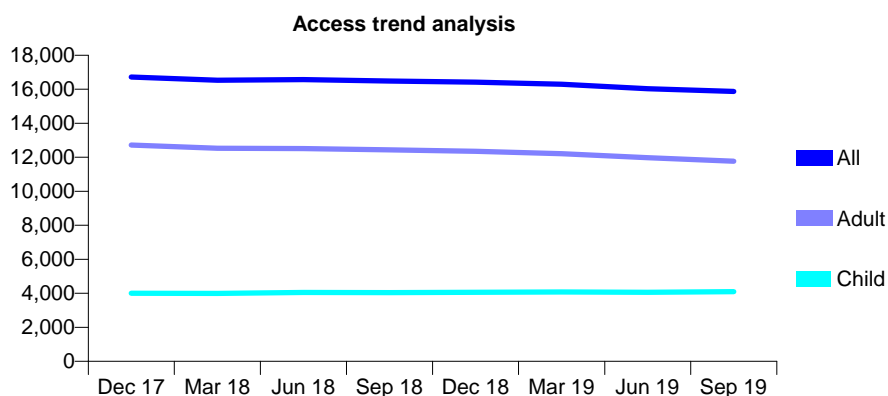
Q46 - Vital Signs At a Glance Contract Report for 102903/0001 - September 2019

Name or company name	Fogg, Whittingham & Casserley
Contract type name	GDS Contract
Purpose of contract	General and Orthodontic
Contract start date	01/04/2006
Contract end date	

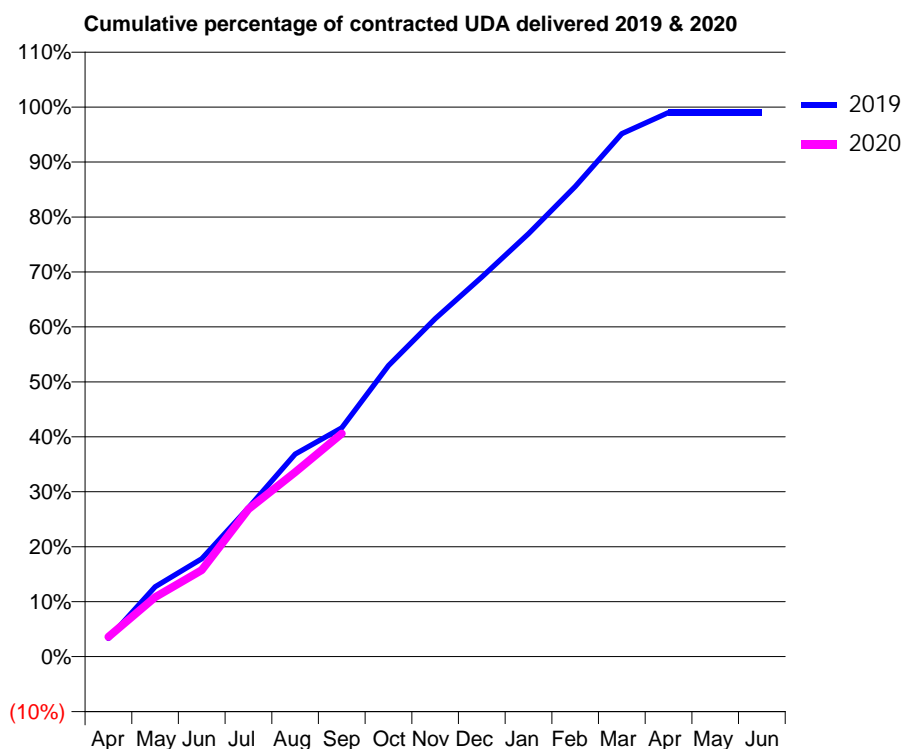
19/20 Contracted general activity (UDA)	39,616
Carry forward general activity (UDA)	0
19/20 Contracted orthodontic activity (UOA)	1,111
Carry forward orthodontic activity (UOA)	0
Baseline contract value	£1,218,402.42

ACCESS*

Patients seen in 24 months	Total	Change since previous quarter
Quarter ending September 2018	16,482	
Quarter ending December 2018	16,416	→
Quarter ending March 2019	16,295	→
Quarter ending June 2019	16,035	↓
Quarter ending September 2019	15,868	↓
Variance since September 2018	(3.7%)	↓



ACTIVITY



Month	Adjusted Scheduled Activity (UDA)	
	2019	2020
April	1,316	1,426
May	5,042	4,292
June	7,062	6,230
July	10,738	10,630
August	14,595	13,297
September	16,493	16,077
October	20,981	
November	24,361	
December	27,356	
January	30,488	
February	33,891	
March	37,696	
April	39,217	
May	39,216	
June	39,222	

QUALITY

	Quantity	Base Number	Contract	AT	Region	England
% of FP17s for the same patient ID Re-attending within 3 months - Children	489	3,946	12.4%	11.5%	12.1%	11.5%
% of FP17s for the same patient ID Re-attending within 3 months - Adults	1,287	7,448	17.3%	16.1%	15.6%	15.4%
% of FP17s for the same patient ID Re-attending between 3 & 9 months - Children	2,600	3,946	65.9%	59.3%	61.2%	59.7%
% of FP17s for the same patient ID Re-attending between 3 & 9 months - Adults	3,531	7,448	47.4%	51.9%	54.3%	51.7%
% of FP17s for Band 1 Urgent Courses	1,234	9,461	13.0%	10.4%	9.1%	9.2%
% of FP17s Relating to Free Repair or Replacements	180	9,461	1.9%	0.8%	0.9%	0.7%
% of FP17s Relating to Continuations	49	9,461	0.5%	0.8%	1.0%	0.8%
% of Patients satisfied with the dentistry they have received	5	5	N/A	92.3%	94.4%	93.5%
% of Patients satisfied with the time they had to wait for an appointment	4	5	N/A	87.3%	88.1%	87.4%

* This is based on patients treated on this contract for their most recent course of treatment. Figures in italics indicate the base number of FP17s or Patient Questionnaire responses are less than 100. N/A is shown where the base number of responses is less than 10 during the period. % is calculated as Quantity/Base number*100

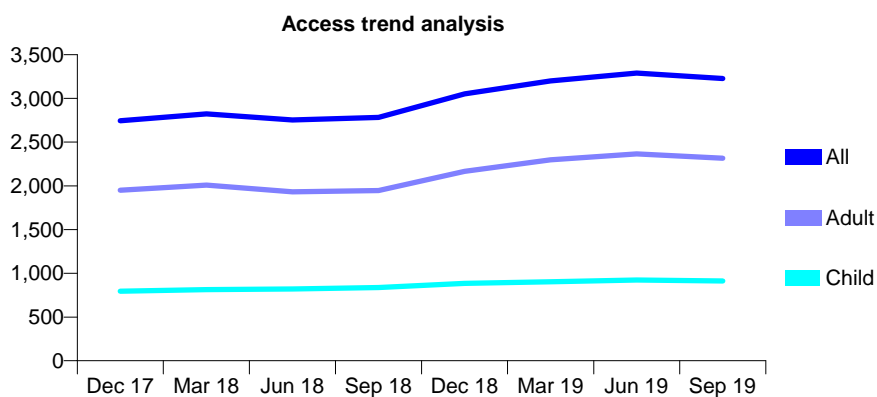
Q46 - Vital Signs At a Glance Contract Report for 103152/0001 - September 2019

Name or company name	Park House Dental Practice, Ramsbottom
Contract type name	GDS Contract
Purpose of contract	General
Contract start date	26/08/2014
Contract end date	

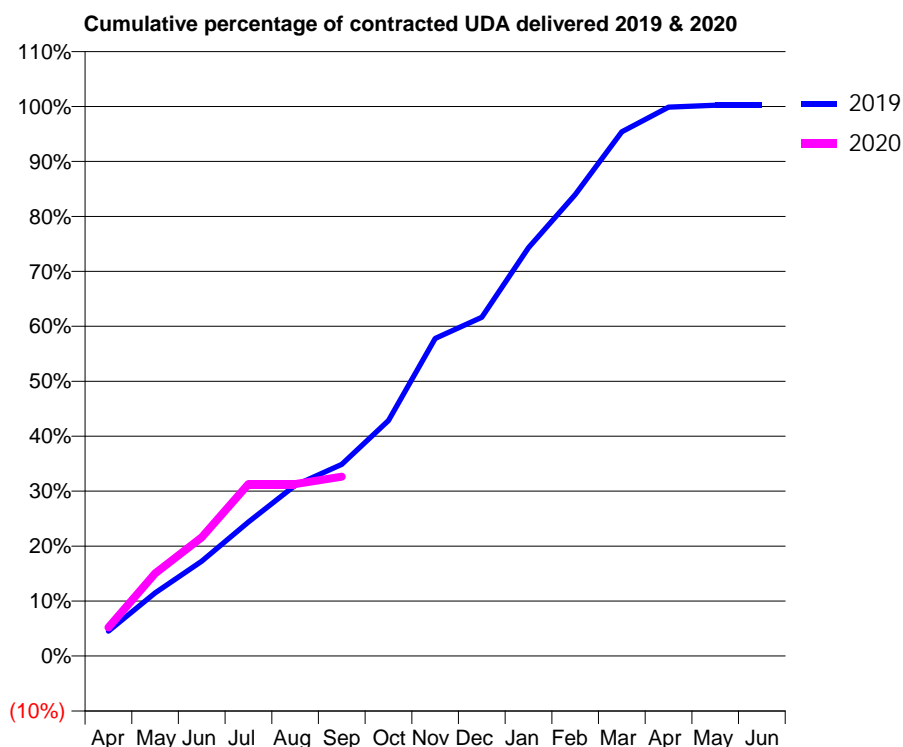
19/20 Contracted general activity (UDA)	10,000
Carry forward general activity (UDA)	0
19/20 Contracted orthodontic activity (UOA)	0
Carry forward orthodontic activity (UOA)	0
Baseline contract value	£264,072.18

ACCESS*

Patients seen in 24 months	Total	Change since previous quarter
Quarter ending September 2018	2,783	
Quarter ending December 2018	3,051	↑
Quarter ending March 2019	3,200	↑
Quarter ending June 2019	3,290	↑
Quarter ending September 2019	3,228	↓
Variance since September 2018	16.0%	↑



ACTIVITY



Month	Adjusted Scheduled Activity (UDA)	
	2019	2020
April	452	522
May	1,149	1,506
June	1,727	2,162
July	2,441	3,129
August	3,108	3,129
September	3,487	3,262
October	4,288	
November	5,779	
December	6,163	
January	7,428	
February	8,398	
March	9,539	
April	9,988	
May	10,022	
June	10,022	

QUALITY

	Quantity	Base Number	Contract	AT	Region	England
% of FP17s for the same patient ID Re-attending within 3 months - Children	28	469	6.0%	11.5%	12.1%	11.5%
% of FP17s for the same patient ID Re-attending within 3 months - Adults	169	1,251	13.5%	16.1%	15.6%	15.4%
% of FP17s for the same patient ID Re-attending between 3 & 9 months - Children	282	469	60.1%	59.3%	61.2%	59.7%
% of FP17s for the same patient ID Re-attending between 3 & 9 months - Adults	639	1,251	51.1%	51.9%	54.3%	51.7%
% of FP17s for Band 1 Urgent Courses	125	1,541	8.1%	10.4%	9.1%	9.2%
% of FP17s Relating to Free Repair or Replacements	18	1,541	1.2%	0.8%	0.9%	0.7%
% of FP17s Relating to Continuations	15	1,541	1.0%	0.8%	1.0%	0.8%
% of Patients satisfied with the dentistry they have received	1	1	N/A	92.3%	94.4%	93.5%
% of Patients satisfied with the time they had to wait for an appointment	1	1	N/A	87.3%	88.1%	87.4%

* This is based on patients treated on this contract for their most recent course of treatment. Figures in italics indicate the base number of FP17s or Patient Questionnaire responses are less than 100. N/A is shown where the base number of responses is less than 10 during the period. % is calculated as Quantity/Base number*100

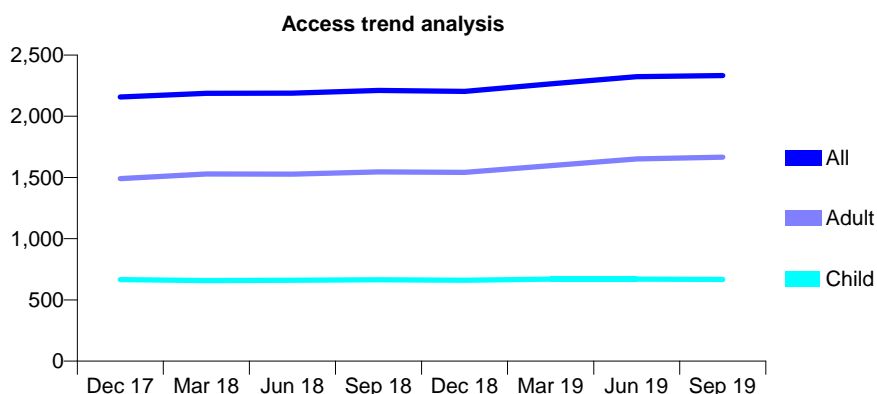
Q46 - Vital Signs At a Glance Contract Report for 103721/0001 - September 2019

Name or company name	Ocean Dental Ltd
Contract type name	GDS Contract
Purpose of contract	General
Contract start date	01/10/2009
Contract end date	

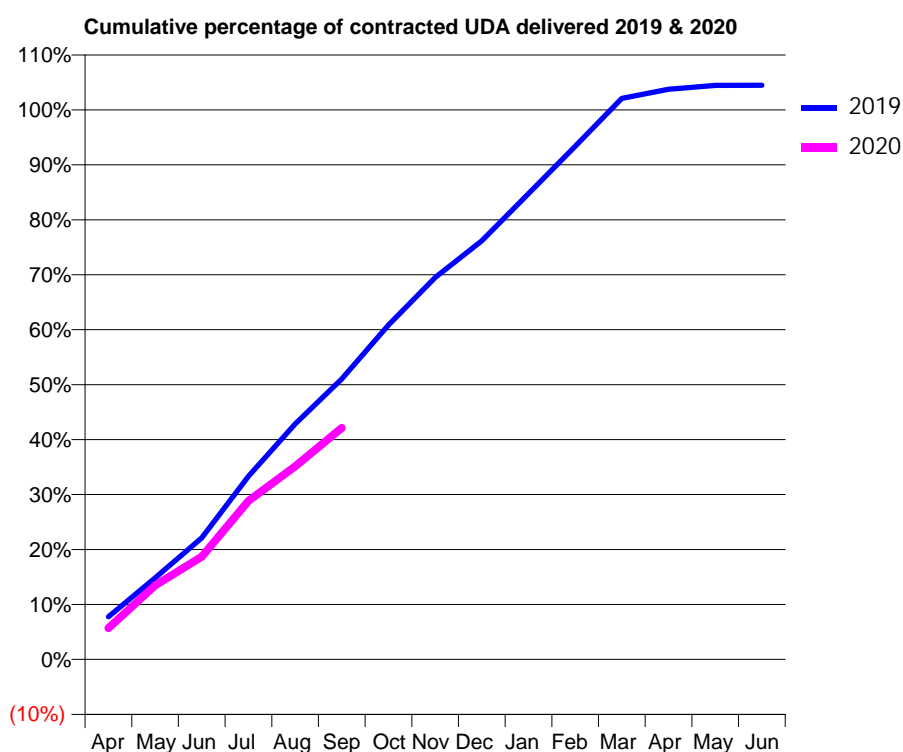
19/20 Contracted general activity (UDA)	6,392
Carry forward general activity (UDA)	0
19/20 Contracted orthodontic activity (UOA)	0
Carry forward orthodontic activity (UOA)	0
Baseline contract value	£183,104.10

ACCESS*

Patients seen in 24 months	Total	Change since previous quarter
Quarter ending September 2018	2,211	
Quarter ending December 2018	2,203	→
Quarter ending March 2019	2,265	↑
Quarter ending June 2019	2,323	↑
Quarter ending September 2019	2,333	→
Variance since September 2018	5.5%	↑



ACTIVITY



Month	2019	2020
April	436	363
May	831	862
June	1,239	1,195
July	1,866	1,844
August	2,399	2,247
September	2,858	2,693
October	3,407	
November	3,893	
December	4,265	
January	4,746	
February	5,229	
March	5,717	
April	5,810	
May	5,850	
June	5,851	

QUALITY

	Quantity	Base Number	Contract	AT	Region	England
% of FP17s for the same patient ID Re-attending within 3 months - Children	26	456	5.7%	11.5%	12.1%	11.5%
% of FP17s for the same patient ID Re-attending within 3 months - Adults	97	992	9.8%	16.1%	15.6%	15.4%
% of FP17s for the same patient ID Re-attending between 3 & 9 months - Children	288	456	63.2%	59.3%	61.2%	59.7%
% of FP17s for the same patient ID Re-attending between 3 & 9 months - Adults	493	992	49.7%	51.9%	54.3%	51.7%
% of FP17s for Band 1 Urgent Courses	98	1,358	7.2%	10.4%	9.1%	9.2%
% of FP17s Relating to Free Repair or Replacements	0	1,358	0.0%	0.8%	0.9%	0.7%
% of FP17s Relating to Continuations	0	1,358	0.0%	0.8%	1.0%	0.8%
% of Patients satisfied with the dentistry they have received	0	0	N/A	92.3%	94.4%	93.5%
% of Patients satisfied with the time they had to wait for an appointment	0	0	N/A	87.3%	88.1%	87.4%

* This is based on patients treated on this contract for their most recent course of treatment. Figures in italics indicate the base number of FP17s or Patient Questionnaire responses are less than 100. N/A is shown where the base number of responses is less than 10 during the period. % is calculated as Quantity/Base number*100

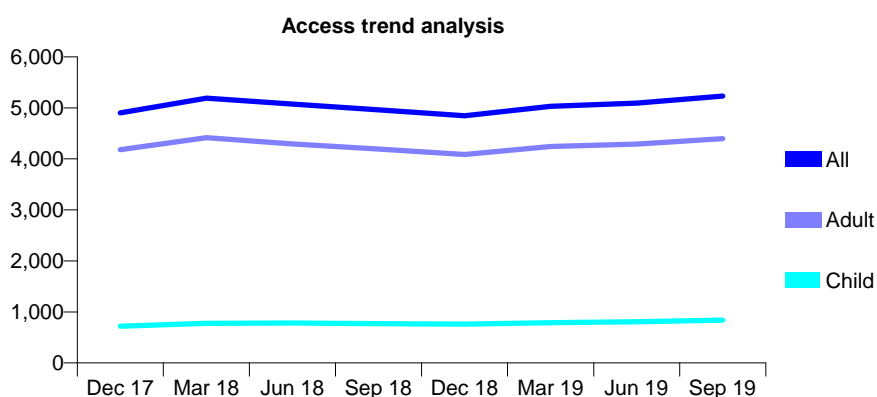
Q46 - Vital Signs At a Glance Contract Report for 103721/0002 - September 2019

Name or company name	Ocean Dental Ltd
Contract type name	GDS Contract
Purpose of contract	General
Contract start date	01/06/2010
Contract end date	

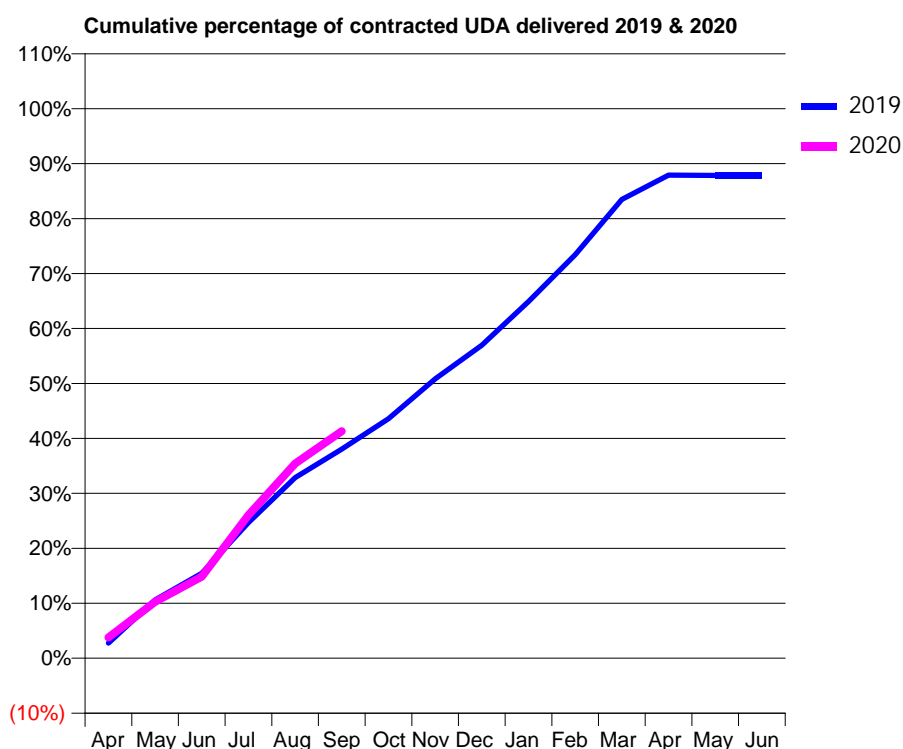
19/20 Contracted general activity (UDA)	12,000
Carry forward general activity (UDA)	0
19/20 Contracted orthodontic activity (UOA)	0
Carry forward orthodontic activity (UOA)	0
Baseline contract value	£335,544.40

ACCESS*

Patients seen in 24 months	Total	Change since previous quarter
Quarter ending September 2018	4,962	
Quarter ending December 2018	4,846	↓
Quarter ending March 2019	5,032	↑
Quarter ending June 2019	5,094	→
Quarter ending September 2019	5,233	↑
Variance since September 2018	5.5%	↑



ACTIVITY



Month	2019	2020
April	332	454
May	1,274	1,234
June	1,854	1,781
July	2,962	3,125
August	3,945	4,251
September	4,569	4,957
October	5,230	
November	6,101	
December	6,833	
January	7,790	
February	8,812	
March	10,020	
April	10,550	
May	10,543	
June	10,542	

QUALITY

	Quantity	Base Number	Contract	AT	Region	England
% of FP17s for the same patient ID Re-attending within 3 months - Children	57	659	8.6%	11.5%	12.1%	11.5%
% of FP17s for the same patient ID Re-attending within 3 months - Adults	288	2,669	10.8%	16.1%	15.6%	15.4%
% of FP17s for the same patient ID Re-attending between 3 & 9 months - Children	425	659	64.5%	59.3%	61.2%	59.7%
% of FP17s for the same patient ID Re-attending between 3 & 9 months - Adults	1,244	2,669	46.6%	51.9%	54.3%	51.7%
% of FP17s for Band 1 Urgent Courses	321	3,097	10.4%	10.4%	9.1%	9.2%
% of FP17s Relating to Free Repair or Replacements	67	3,097	2.2%	0.8%	0.9%	0.7%
% of FP17s Relating to Continuations	12	3,097	0.4%	0.8%	1.0%	0.8%
% of Patients satisfied with the dentistry they have received	1	1	N/A	92.3%	94.4%	93.5%
% of Patients satisfied with the time they had to wait for an appointment	1	1	N/A	87.3%	88.1%	87.4%

* This is based on patients treated on this contract for their most recent course of treatment. Figures in italics indicate the base number of FP17s or Patient Questionnaire responses are less than 100. N/A is shown where the base number of responses is less than 10 during the period. % is calculated as Quantity/Base number*100

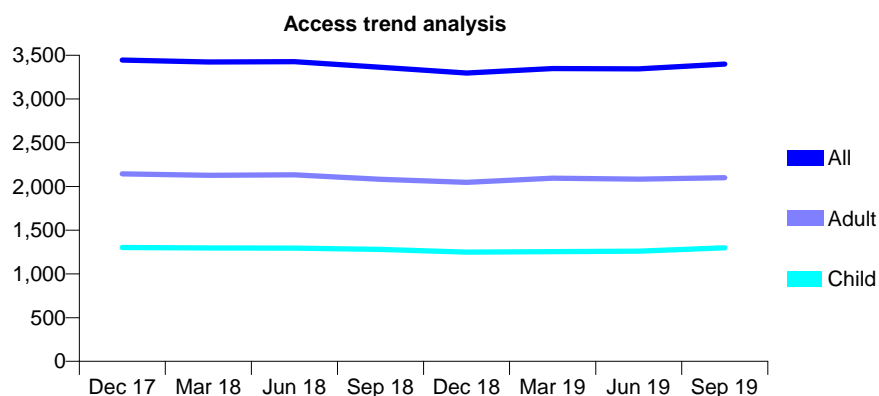
Q46 - Vital Signs At a Glance Contract Report for 103845/0001 - September 2019

Name or company name	Ian Wood and Partners
Contract type name	GDS Contract
Purpose of contract	General
Contract start date	01/09/2010
Contract end date	

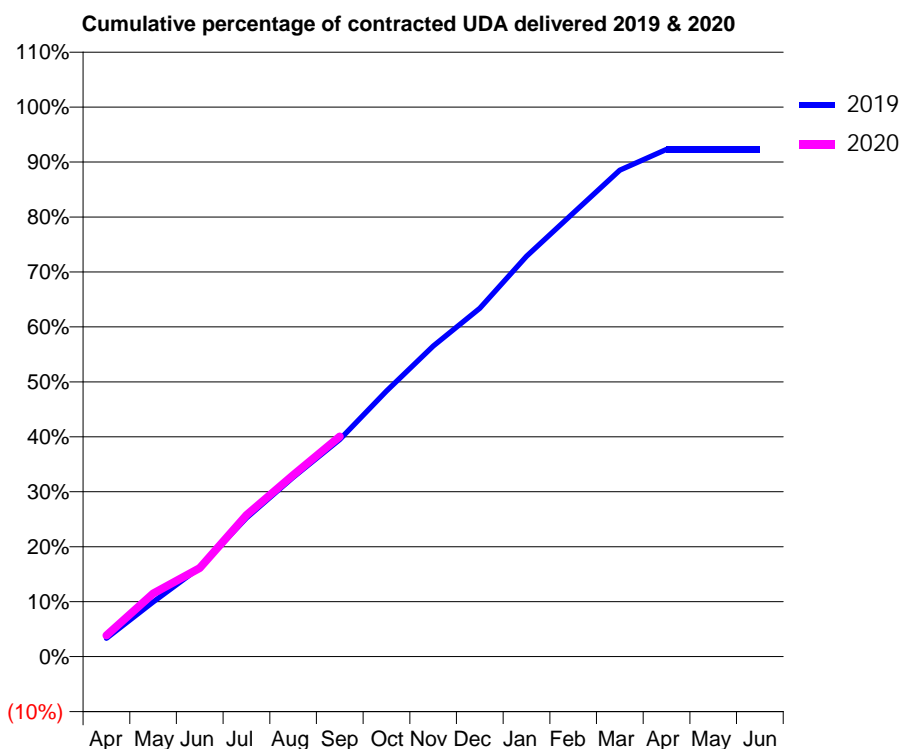
19/20 Contracted general activity (UDA)	9,500
Carry forward general activity (UDA)	0
19/20 Contracted orthodontic activity (UOA)	0
Carry forward orthodontic activity (UOA)	0
Baseline contract value	£246,370.62

ACCESS*

Patients seen in 24 months	Total	Change since previous quarter
Quarter ending September 2018	3,362	
Quarter ending December 2018	3,296	↓
Quarter ending March 2019	3,349	→
Quarter ending June 2019	3,345	→
Quarter ending September 2019	3,399	→
Variance since September 2018	1.1%	→



ACTIVITY



Month	Adjusted Scheduled Activity (UDA)	
	2019	2020
April	317	367
May	943	1,091
June	1,540	1,533
July	2,398	2,446
August	3,100	3,139
September	3,751	3,805
October	4,591	
November	5,367	
December	6,022	
January	6,921	
February	7,665	
March	8,410	
April	8,767	
May	8,768	
June	8,768	

QUALITY

	Quantity	Base Number	Contract	AT	Region	England
% of FP17s for the same patient ID Re-attending within 3 months - Children	132	1,128	11.7%	11.5%	12.1%	11.5%
% of FP17s for the same patient ID Re-attending within 3 months - Adults	238	1,385	17.2%	16.1%	15.6%	15.4%
% of FP17s for the same patient ID Re-attending between 3 & 9 months - Children	697	1,128	61.8%	59.3%	61.2%	59.7%
% of FP17s for the same patient ID Re-attending between 3 & 9 months - Adults	707	1,385	51.0%	51.9%	54.3%	51.7%
% of FP17s for Band 1 Urgent Courses	130	2,328	5.6%	10.4%	9.1%	9.2%
% of FP17s Relating to Free Repair or Replacements	13	2,328	0.6%	0.8%	0.9%	0.7%
% of FP17s Relating to Continuations	60	2,328	2.6%	0.8%	1.0%	0.8%
% of Patients satisfied with the dentistry they have received	0	0	N/A	92.3%	94.4%	93.5%
% of Patients satisfied with the time they had to wait for an appointment	0	0	N/A	87.3%	88.1%	87.4%

* This is based on patients treated on this contract for their most recent course of treatment. Figures in italics indicate the base number of FP17s or Patient Questionnaire responses are less than 100. N/A is shown where the base number of responses is less than 10 during the period. % is calculated as Quantity/Base number*100

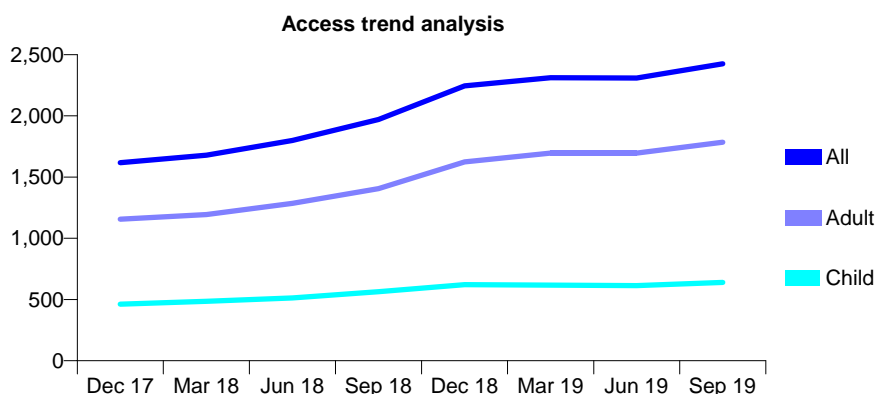
Q46 - Vital Signs At a Glance Contract Report for 106984/0006 - September 2019

Name or company name	Ravat and Ray Dental Care (Salford) Ltd
Contract type name	GDS Contract
Purpose of contract	General
Contract start date	01/04/2013
Contract end date	

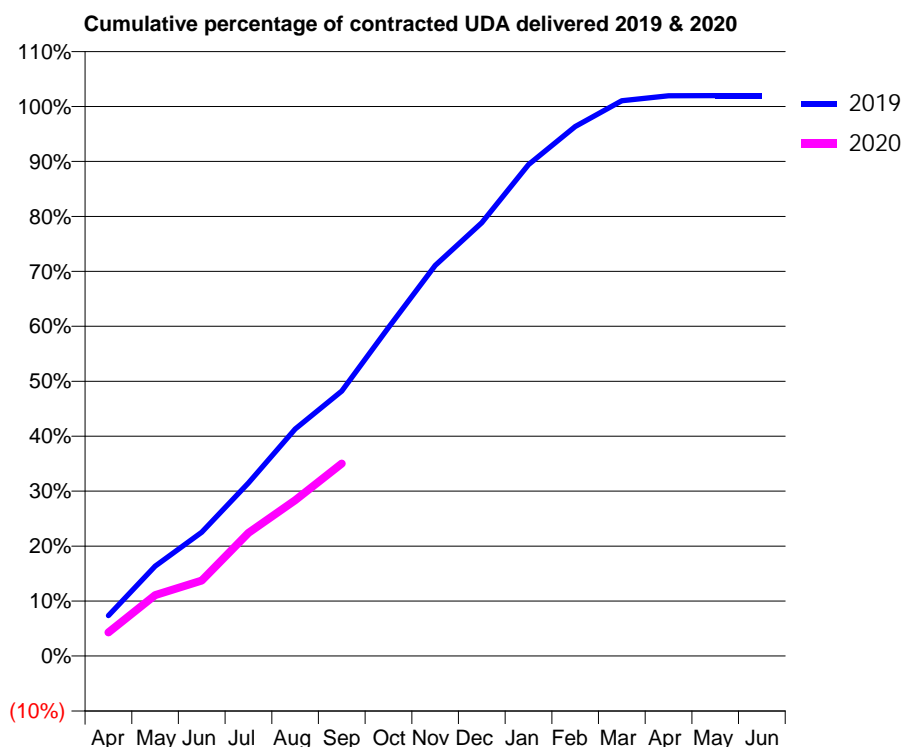
19/20 Contracted general activity (UDA)	7,000
Carry forward general activity (UDA)	0
19/20 Contracted orthodontic activity (UOA)	0
Carry forward orthodontic activity (UOA)	0
Baseline contract value	£221,125.29

ACCESS*

Patients seen in 24 months	Total	Change since previous quarter
Quarter ending September 2018	1,970	
Quarter ending December 2018	2,245	↑
Quarter ending March 2019	2,312	↑
Quarter ending June 2019	2,309	→
Quarter ending September 2019	2,425	↑
Variance since September 2018	23.1%	↑



ACTIVITY



Month	Adjusted Scheduled Activity (UDA)	
	2019	2020
April	515	302
May	1,144	775
June	1,578	961
July	2,206	1,569
August	2,892	1,984
September	3,375	2,452
October	4,185	
November	4,974	
December	5,521	
January	6,259	
February	6,744	
March	7,073	
April	7,136	
May	7,137	
June	7,137	

QUALITY

	Quantity	Base Number	Contract	AT	Region	England
% of FP17s for the same patient ID Re-attending within 3 months - Children	18	402	4.5%	11.5%	12.1%	11.5%
% of FP17s for the same patient ID Re-attending within 3 months - Adults	107	995	10.8%	16.1%	15.6%	15.4%
% of FP17s for the same patient ID Re-attending between 3 & 9 months - Children	269	402	66.9%	59.3%	61.2%	59.7%
% of FP17s for the same patient ID Re-attending between 3 & 9 months - Adults	550	995	55.3%	51.9%	54.3%	51.7%
% of FP17s for Band 1 Urgent Courses	109	1,378	7.9%	10.4%	9.1%	9.2%
% of FP17s Relating to Free Repair or Replacements	10	1,378	0.7%	0.8%	0.9%	0.7%
% of FP17s Relating to Continuations	0	1,378	0.0%	0.8%	1.0%	0.8%
% of Patients satisfied with the dentistry they have received	1	1	N/A	92.3%	94.4%	93.5%
% of Patients satisfied with the time they had to wait for an appointment	1	1	N/A	87.3%	88.1%	87.4%

* This is based on patients treated on this contract for their most recent course of treatment. Figures in italics indicate the base number of FP17s or Patient Questionnaire responses are less than 100. N/A is shown where the base number of responses is less than 10 during the period. % is calculated as Quantity/Base number*100

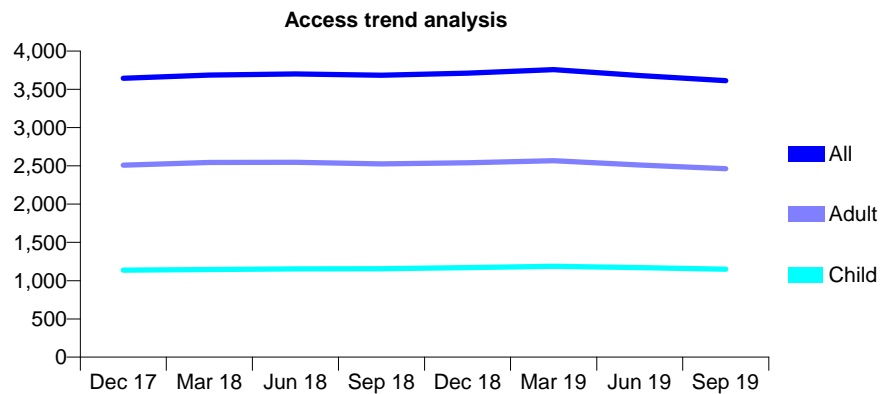
Q46 - Vital Signs At a Glance Contract Report for 108367/0001 - September 2019

Name or company name	Bell Lane Dental Practice
Contract type name	GDS Contract
Purpose of contract	General and Orthodontic
Contract start date	01/04/2012
Contract end date	

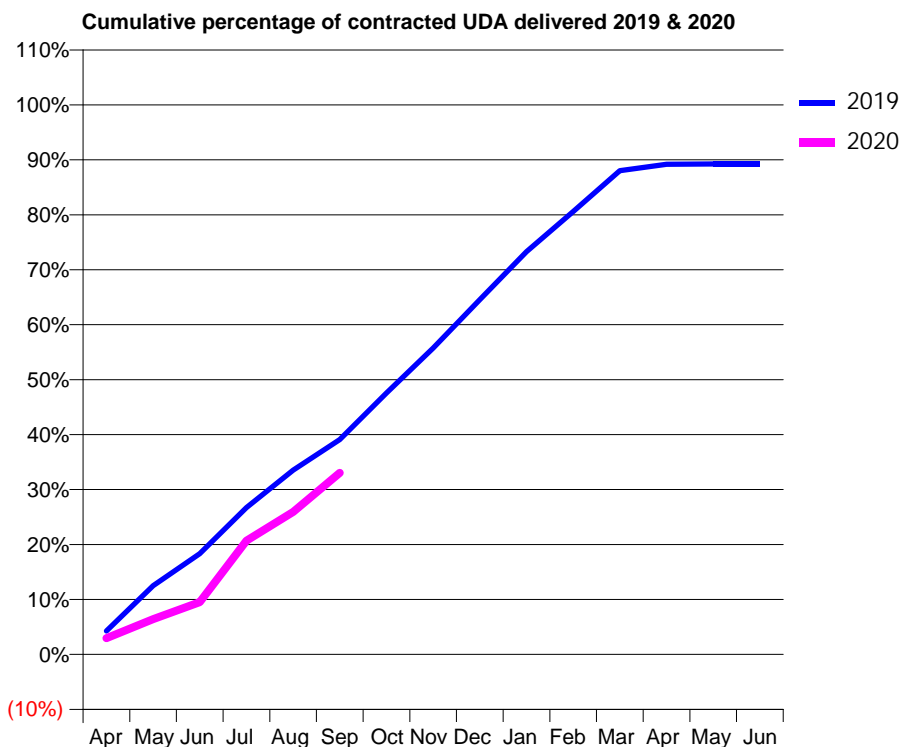
19/20 Contracted general activity (UDA)	12,338
Carry forward general activity (UDA)	0
19/20 Contracted orthodontic activity (UOA)	1,680
Carry forward orthodontic activity (UOA)	0
Baseline contract value	£579,436.10

ACCESS*

Patients seen in 24 months	Total	Change since previous quarter
Quarter ending September 2018	3,683	
Quarter ending December 2018	3,711	→
Quarter ending March 2019	3,756	→
Quarter ending June 2019	3,681	↓
Quarter ending September 2019	3,613	↓
Variance since September 2018	(1.9%)	↓



ACTIVITY



Month	2019	2020
April	528	367
May	1,545	791
June	2,261	1,171
July	3,297	2,554
August	4,135	3,199
September	4,825	4,077
October	5,871	
November	6,877	
December	7,964	
January	9,041	
February	9,945	
March	10,862	
April	11,005	
May	11,010	
June	11,012	

QUALITY

	Quantity	Base Number	Contract	AT	Region	England
% of FP17s for the same patient ID Re-attending within 3 months - Children	46	768	6.0%	11.5%	12.1%	11.5%
% of FP17s for the same patient ID Re-attending within 3 months - Adults	139	1,339	10.4%	16.1%	15.6%	15.4%
% of FP17s for the same patient ID Re-attending between 3 & 9 months - Children	465	768	60.5%	59.3%	61.2%	59.7%
% of FP17s for the same patient ID Re-attending between 3 & 9 months - Adults	662	1,339	49.4%	51.9%	54.3%	51.7%
% of FP17s for Band 1 Urgent Courses	112	1,965	5.7%	10.4%	9.1%	9.2%
% of FP17s Relating to Free Repair or Replacements	20	1,965	1.0%	0.8%	0.9%	0.7%
% of FP17s Relating to Continuations	25	1,965	1.3%	0.8%	1.0%	0.8%
% of Patients satisfied with the dentistry they have received	0	0	N/A	92.3%	94.4%	93.5%
% of Patients satisfied with the time they had to wait for an appointment	0	0	N/A	87.3%	88.1%	87.4%

* This is based on patients treated on this contract for their most recent course of treatment. Figures in italics indicate the base number of FP17s or Patient Questionnaire responses are less than 100. N/A is shown where the base number of responses is less than 10 during the period. % is calculated as Quantity/Base number*100

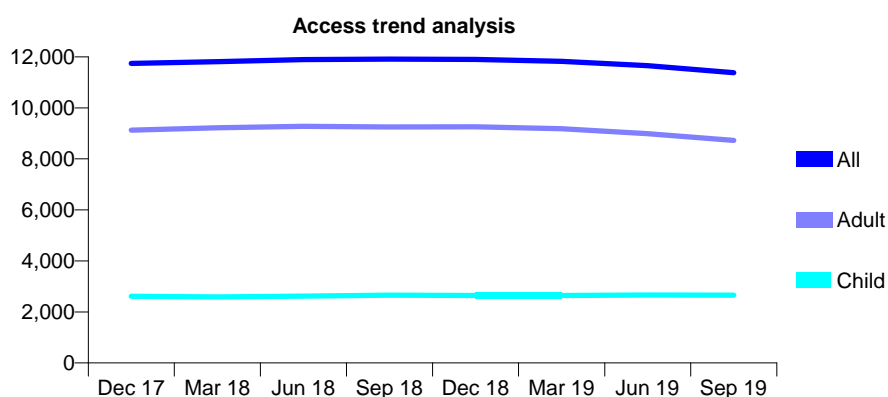
Q46 - Vital Signs At a Glance Contract Report for 108944/0001 - September 2019

Name or company name	Kenworthy Street Partnership
Contract type name	GDS Contract
Purpose of contract	General
Contract start date	01/04/2011
Contract end date	

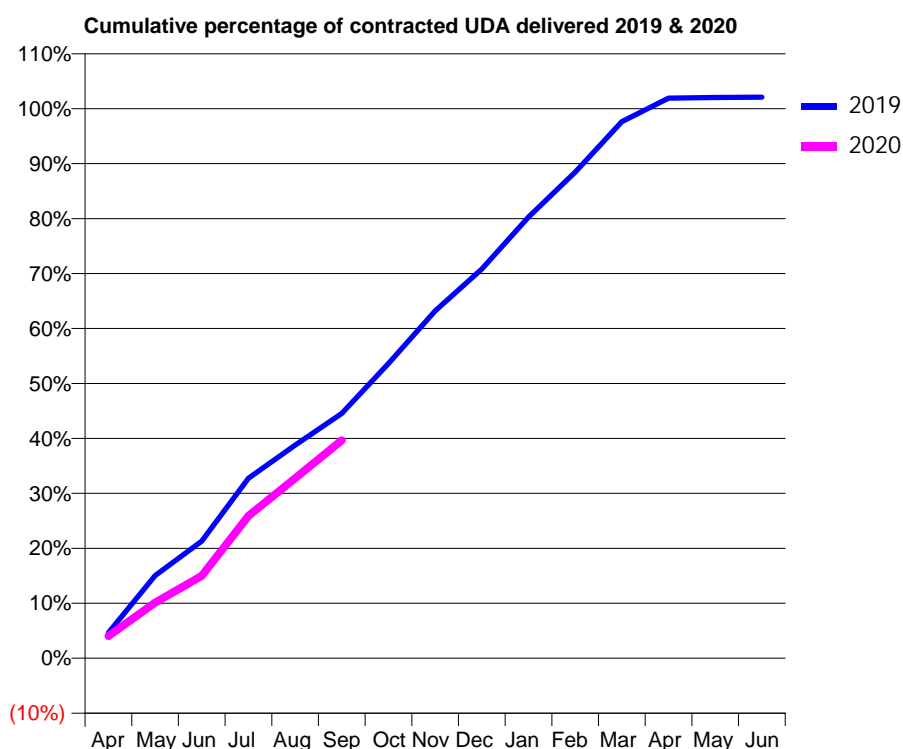
19/20 Contracted general activity (UDA)	33,191
Carry forward general activity (UDA)	0
19/20 Contracted orthodontic activity (UOA)	0
Carry forward orthodontic activity (UOA)	0
Baseline contract value	£1,128,783.41

ACCESS*

Patients seen in 24 months	Total	Change since previous quarter
Quarter ending September 2018	11,912	
Quarter ending December 2018	11,897	→
Quarter ending March 2019	11,825	→
Quarter ending June 2019	11,652	↓
Quarter ending September 2019	11,382	↓
Variance since September 2018	(4.4%)	↓



ACTIVITY



Month	2019	2020
April	1,541	1,341
May	4,989	3,366
June	7,073	4,974
July	10,867	8,597
August	12,872	10,867
September	14,787	13,157
October	17,792	
November	20,975	
December	23,505	
January	26,646	
February	29,361	
March	32,411	
April	33,826	
May	33,865	
June	33,880	

QUALITY

	Quantity	Base Number	Contract	AT	Region	England
% of FP17s for the same patient ID Re-attending within 3 months - Children	130	1,584	8.2%	11.5%	12.1%	11.5%
% of FP17s for the same patient ID Re-attending within 3 months - Adults	682	4,333	15.7%	16.1%	15.6%	15.4%
% of FP17s for the same patient ID Re-attending between 3 & 9 months - Children	745	1,584	47.0%	59.3%	61.2%	59.7%
% of FP17s for the same patient ID Re-attending between 3 & 9 months - Adults	1,408	4,333	32.5%	51.9%	54.3%	51.7%
% of FP17s for Band 1 Urgent Courses	697	5,481	12.7%	10.4%	9.1%	9.2%
% of FP17s Relating to Free Repair or Replacements	67	5,481	1.2%	0.8%	0.9%	0.7%
% of FP17s Relating to Continuations	105	5,481	1.9%	0.8%	1.0%	0.8%
% of Patients satisfied with the dentistry they have received	3	3	N/A	92.3%	94.4%	93.5%
% of Patients satisfied with the time they had to wait for an appointment	2	3	N/A	87.3%	88.1%	87.4%

* This is based on patients treated on this contract for their most recent course of treatment.

Figures in italics indicate the base number of FP17s or Patient Questionnaire responses are less than 100. N/A is shown where the base number of responses is less than 10 during the period. % is calculated as Quantity/Base number*100

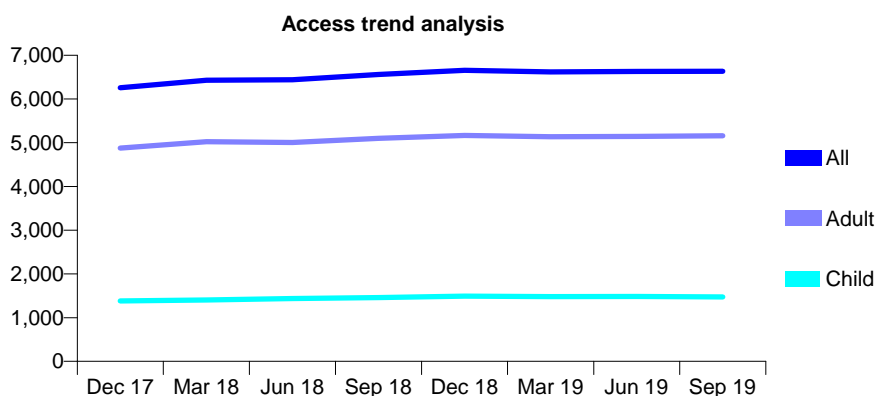
Q46 - Vital Signs At a Glance Contract Report for 109037/0001 - September 2019

Name or company name	Cheadle Heath Dental Practice
Contract type name	GDS Contract
Purpose of contract	General
Contract start date	01/12/2015
Contract end date	

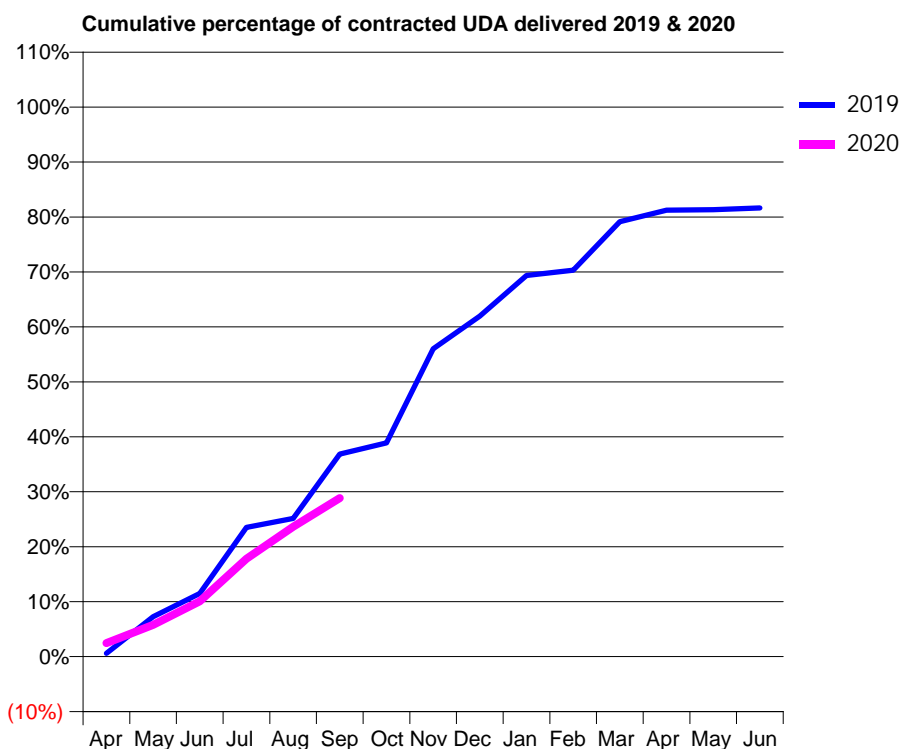
19/20 Contracted general activity (UDA)	17,500
Carry forward general activity (UDA)	0
19/20 Contracted orthodontic activity (UOA)	0
Carry forward orthodontic activity (UOA)	0
Baseline contract value	£531,254.93

ACCESS*

Patients seen in 24 months	Total	Change since previous quarter
Quarter ending September 2018	6,561	
Quarter ending December 2018	6,658	→
Quarter ending March 2019	6,619	→
Quarter ending June 2019	6,629	→
Quarter ending September 2019	6,631	→
Variance since September 2018	1.1%	→



ACTIVITY



Month	Adjusted Scheduled Activity (UDA)	
	2019	2020
April	105	432
May	1,270	1,013
June	2,010	1,762
July	4,117	3,121
August	4,401	4,134
September	6,448	5,046
October	6,804	
November	9,802	
December	10,844	
January	12,139	
February	12,306	
March	13,849	
April	14,217	
May	14,232	
June	14,286	

QUALITY

	Quantity	Base Number	Contract	AT	Region	England
% of FP17s for the same patient ID Re-attending within 3 months - Children	35	633	5.5%	11.5%	12.1%	11.5%
% of FP17s for the same patient ID Re-attending within 3 months - Adults	256	2,137	12.0%	16.1%	15.6%	15.4%
% of FP17s for the same patient ID Re-attending between 3 & 9 months - Children	214	633	33.8%	59.3%	61.2%	59.7%
% of FP17s for the same patient ID Re-attending between 3 & 9 months - Adults	783	2,137	36.6%	51.9%	54.3%	51.7%
% of FP17s for Band 1 Urgent Courses	53	2,499	2.1%	10.4%	9.1%	9.2%
% of FP17s Relating to Free Repair or Replacements	22	2,499	0.9%	0.8%	0.9%	0.7%
% of FP17s Relating to Continuations	19	2,499	0.8%	0.8%	1.0%	0.8%
% of Patients satisfied with the dentistry they have received	1	1	N/A	92.3%	94.4%	93.5%
% of Patients satisfied with the time they had to wait for an appointment	1	1	N/A	87.3%	88.1%	87.4%

* This is based on patients treated on this contract for their most recent course of treatment. Figures in italics indicate the base number of FP17s or Patient Questionnaire responses are less than 100. N/A is shown where the base number of responses is less than 10 during the period. % is calculated as Quantity/Base number*100

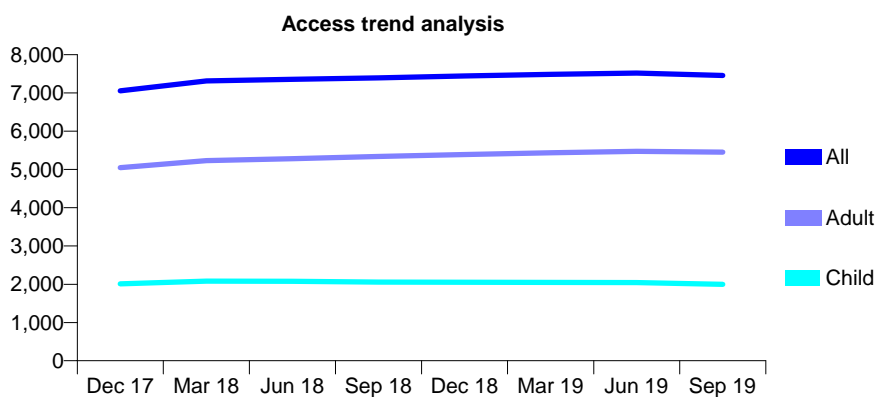
Q46 - Vital Signs At a Glance Contract Report for 109169/0001 - September 2019

Name or company name	Ash Dental Practice Limited
Contract type name	GDS Contract
Purpose of contract	General
Contract start date	01/07/2010
Contract end date	

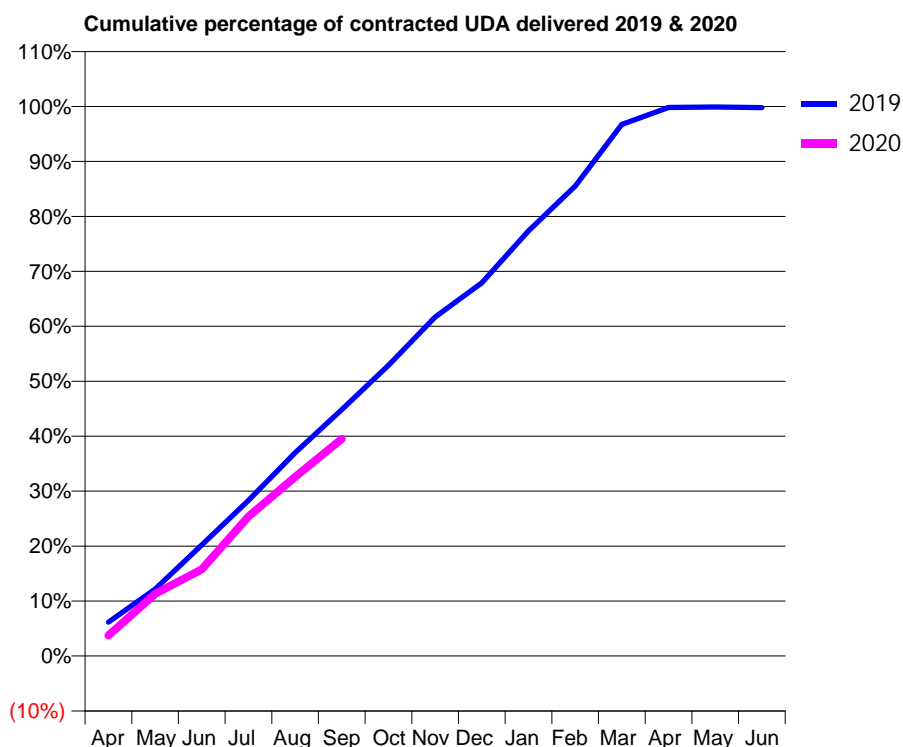
19/20 Contracted general activity (UDA)	20,111
Carry forward general activity (UDA)	0
19/20 Contracted orthodontic activity (UOA)	0
Carry forward orthodontic activity (UOA)	0
Baseline contract value	£635,012.11

ACCESS*

Patients seen in 24 months	Total	Change since previous quarter
Quarter ending September 2018	7,393	
Quarter ending December 2018	7,443	→
Quarter ending March 2019	7,485	→
Quarter ending June 2019	7,519	→
Quarter ending September 2019	7,453	→
Variance since September 2018	0.8%	→



ACTIVITY



Month	Adjusted Scheduled Activity (UDA)	
	2019	2020
April	1,238	754
May	2,450	2,279
June	4,062	3,172
July	5,697	5,104
August	7,438	6,554
September	9,017	7,949
October	10,636	
November	12,411	
December	13,658	
January	15,559	
February	17,203	
March	19,455	
April	20,075	
May	20,089	
June	20,072	

QUALITY

	Quantity	Base Number	Contract	AT	Region	England
% of FP17s for the same patient ID Re-attending within 3 months - Children	190	1,453	13.1%	11.5%	12.1%	11.5%
% of FP17s for the same patient ID Re-attending within 3 months - Adults	735	3,708	19.8%	16.1%	15.6%	15.4%
% of FP17s for the same patient ID Re-attending between 3 & 9 months - Children	841	1,453	57.9%	59.3%	61.2%	59.7%
% of FP17s for the same patient ID Re-attending between 3 & 9 months - Adults	1,861	3,708	50.2%	51.9%	54.3%	51.7%
% of FP17s for Band 1 Urgent Courses	528	4,012	13.2%	10.4%	9.1%	9.2%
% of FP17s Relating to Free Repair or Replacements	46	4,012	1.1%	0.8%	0.9%	0.7%
% of FP17s Relating to Continuations	0	4,012	0.0%	0.8%	1.0%	0.8%
% of Patients satisfied with the dentistry they have received	1	1	N/A	92.3%	94.4%	93.5%
% of Patients satisfied with the time they had to wait for an appointment	1	1	N/A	87.3%	88.1%	87.4%

* This is based on patients treated on this contract for their most recent course of treatment. Figures in italics indicate the base number of FP17s or Patient Questionnaire responses are less than 100. N/A is shown where the base number of responses is less than 10 during the period. % is calculated as Quantity/Base number*100

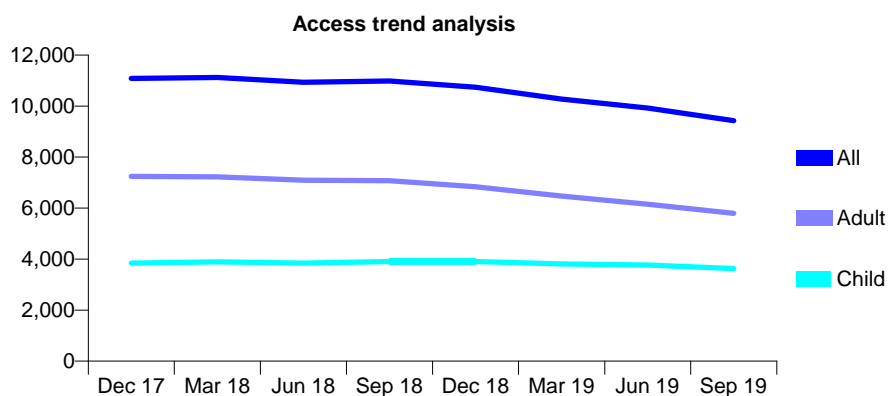
Q46 - Vital Signs At a Glance Contract Report for 109266/0001 - September 2019

Name or company name	Urgent Dental Care Ltd
Contract type name	GDS Contract
Purpose of contract	General
Contract start date	01/09/2013
Contract end date	

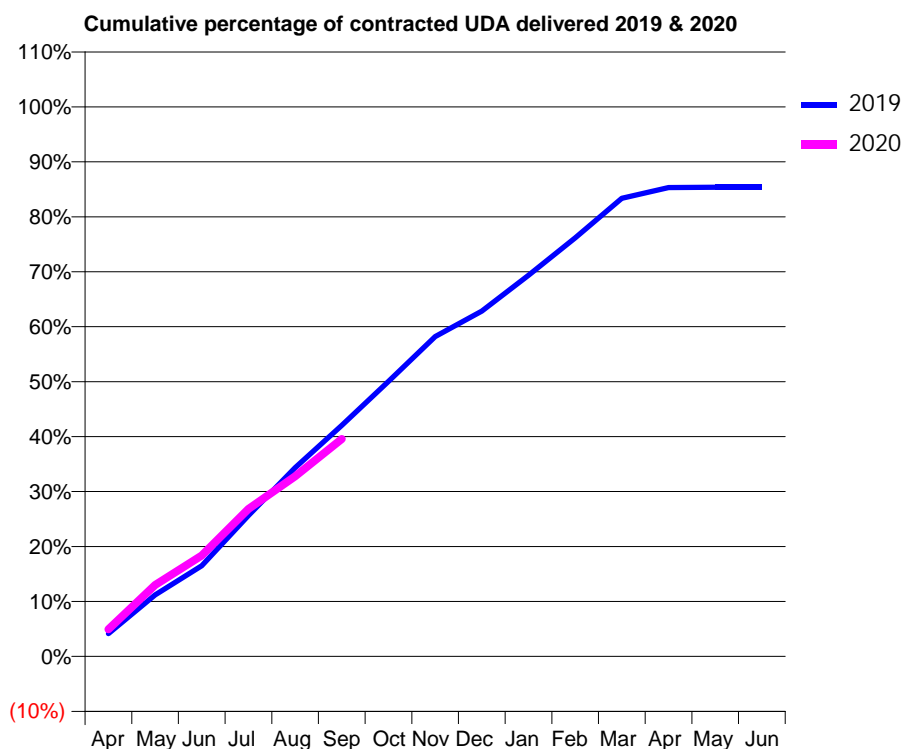
19/20 Contracted general activity (UDA)	27,120
Carry forward general activity (UDA)	0
19/20 Contracted orthodontic activity (UOA)	0
Carry forward orthodontic activity (UOA)	0
Baseline contract value	£813,342.31

ACCESS*

Patients seen in 24 months	Total	Change since previous quarter
Quarter ending September 2018	10,981	
Quarter ending December 2018	10,737	↓
Quarter ending March 2019	10,279	↓
Quarter ending June 2019	9,919	↓
Quarter ending September 2019	9,428	↓
Variance since September 2018	(14.1%)	↓



ACTIVITY



Month	2019	2020
April	1,129	1,341
May	3,037	3,526
June	4,472	4,978
July	6,956	7,277
August	9,319	8,887
September	11,401	10,733
October	13,572	
November	15,783	
December	17,041	
January	18,806	
February	20,654	
March	22,607	
April	23,136	
May	23,154	
June	23,156	

QUALITY

	Quantity	Base Number	Contract	AT	Region	England
% of FP17s for the same patient ID Re-attending within 3 months - Children	214	2,298	9.3%	11.5%	12.1%	11.5%
% of FP17s for the same patient ID Re-attending within 3 months - Adults	421	3,000	14.0%	16.1%	15.6%	15.4%
% of FP17s for the same patient ID Re-attending between 3 & 9 months - Children	1,161	2,298	50.5%	59.3%	61.2%	59.7%
% of FP17s for the same patient ID Re-attending between 3 & 9 months - Adults	1,335	3,000	44.5%	51.9%	54.3%	51.7%
% of FP17s for Band 1 Urgent Courses	464	4,997	9.3%	10.4%	9.1%	9.2%
% of FP17s Relating to Free Repair or Replacements	27	4,997	0.5%	0.8%	0.9%	0.7%
% of FP17s Relating to Continuations	16	4,997	0.3%	0.8%	1.0%	0.8%
% of Patients satisfied with the dentistry they have received	1	1	N/A	92.3%	94.4%	93.5%
% of Patients satisfied with the time they had to wait for an appointment	1	1	N/A	87.3%	88.1%	87.4%

* This is based on patients treated on this contract for their most recent course of treatment. Figures in italics indicate the base number of FP17s or Patient Questionnaire responses are less than 100. N/A is shown where the base number of responses is less than 10 during the period. % is calculated as Quantity/Base number*100

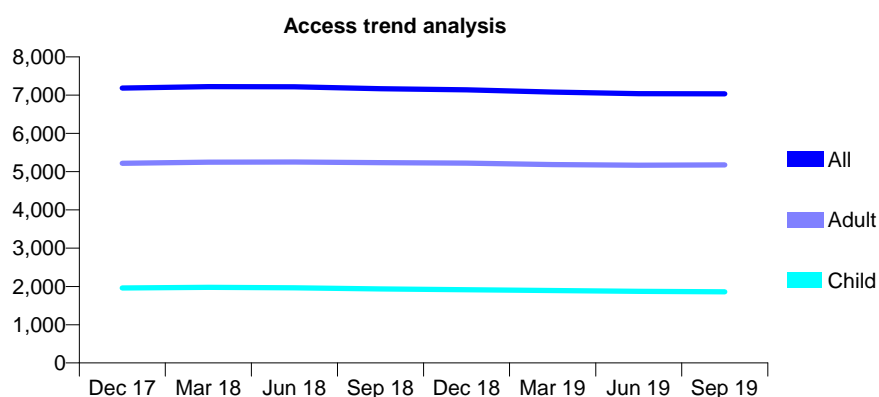
Q46 - Vital Signs At a Glance Contract Report for 109703/0001 - September 2019

Name or company name	Clarendon Dental Practice
Contract type name	GDS Contract
Purpose of contract	General
Contract start date	01/04/2009
Contract end date	

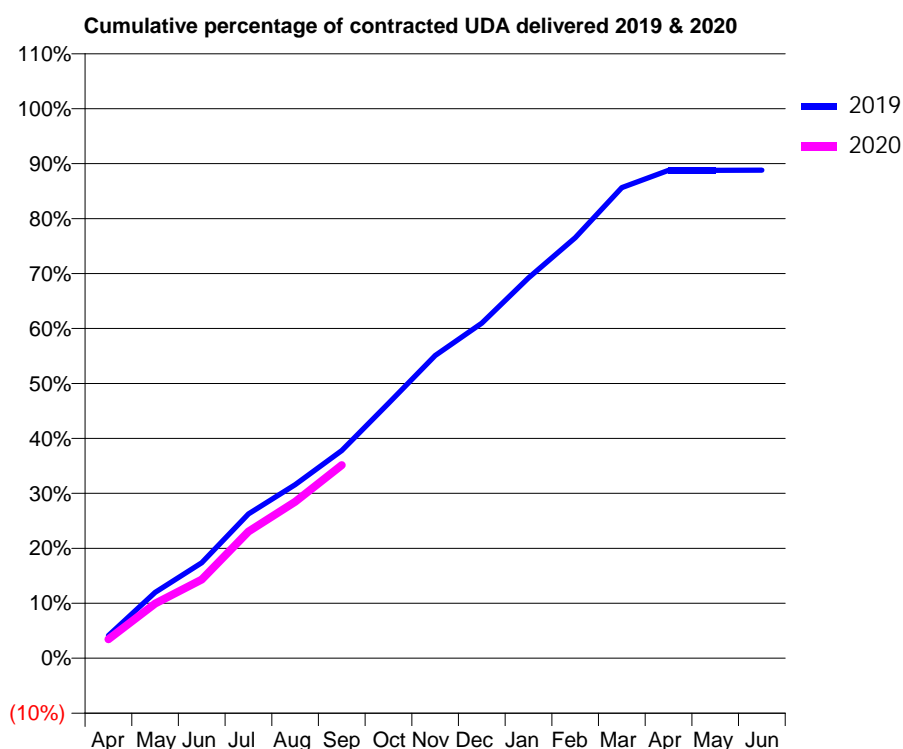
19/20 Contracted general activity (UDA)	23,600
Carry forward general activity (UDA)	0
19/20 Contracted orthodontic activity (UOA)	0
Carry forward orthodontic activity (UOA)	0
Baseline contract value	£803,576.73

ACCESS*

Patients seen in 24 months	Total	Change since previous quarter
Quarter ending September 2018	7,168	
Quarter ending December 2018	7,136	→
Quarter ending March 2019	7,080	→
Quarter ending June 2019	7,040	→
Quarter ending September 2019	7,034	→
Variance since September 2018	(1.9%)	↓



ACTIVITY



Month	2019	2020
April	974	818
May	2,828	2,348
June	4,096	3,381
July	6,191	5,437
August	7,453	6,722
September	8,920	8,290
October	10,947	
November	12,996	
December	14,387	
January	16,328	
February	18,063	
March	20,206	
April	20,953	
May	20,954	
June	20,957	

QUALITY

	Quantity	Base Number	Contract	AT	Region	England
% of FP17s for the same patient ID Re-attending within 3 months - Children	97	1,301	7.5%	11.5%	12.1%	11.5%
% of FP17s for the same patient ID Re-attending within 3 months - Adults	392	3,115	12.6%	16.1%	15.6%	15.4%
% of FP17s for the same patient ID Re-attending between 3 & 9 months - Children	782	1,301	60.1%	59.3%	61.2%	59.7%
% of FP17s for the same patient ID Re-attending between 3 & 9 months - Adults	1,515	3,115	48.6%	51.9%	54.3%	51.7%
% of FP17s for Band 1 Urgent Courses	565	4,067	13.9%	10.4%	9.1%	9.2%
% of FP17s Relating to Free Repair or Replacements	14	4,067	0.3%	0.8%	0.9%	0.7%
% of FP17s Relating to Continuations	46	4,067	1.1%	0.8%	1.0%	0.8%
% of Patients satisfied with the dentistry they have received	2	3	N/A	92.3%	94.4%	93.5%
% of Patients satisfied with the time they had to wait for an appointment	3	3	N/A	87.3%	88.1%	87.4%

* This is based on patients treated on this contract for their most recent course of treatment. Figures in italics indicate the base number of FP17s or Patient Questionnaire responses are less than 100. N/A is shown where the base number of responses is less than 10 during the period. % is calculated as Quantity/Base number*100

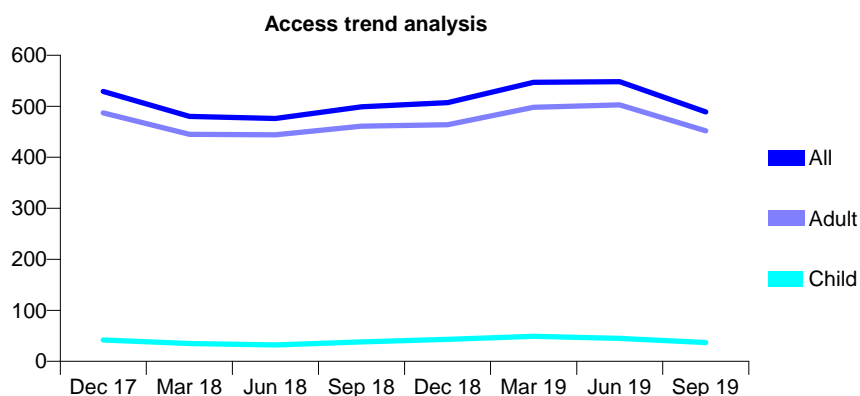
Q46 - Vital Signs At a Glance Contract Report for 109703/0002 - September 2019

Name or company name	Clarendon Dental Practice
Contract type name	GDS Contract
Purpose of contract	General
Contract start date	01/04/2009
Contract end date	

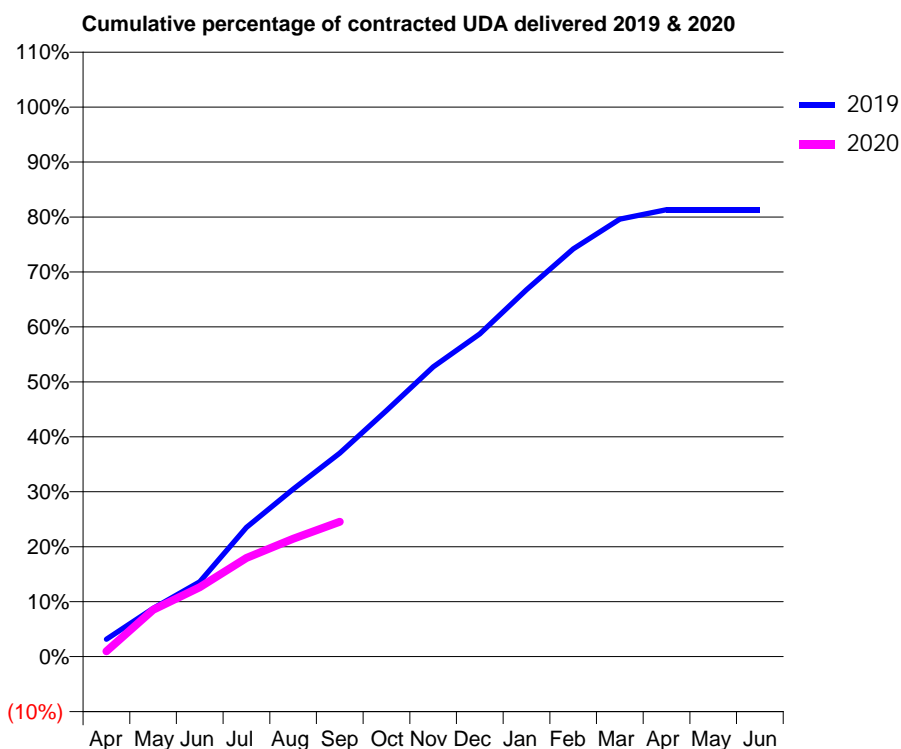
19/20 Contracted general activity (UDA)	985
Carry forward general activity (UDA)	0
19/20 Contracted orthodontic activity (UOA)	0
Carry forward orthodontic activity (UOA)	0
Baseline contract value	£40,403.84

ACCESS*

Patients seen in 24 months	Total	Change since previous quarter
Quarter ending September 2018	499	
Quarter ending December 2018	507	→
Quarter ending March 2019	547	↑
Quarter ending June 2019	548	→
Quarter ending September 2019	489	↓
Variance since September 2018	(2.0%)	↓



ACTIVITY



Month	Adjusted Scheduled Activity (UDA)	
	2019	2020
April	31	10
May	86	84
June	134	124
July	232	177
August	300	211
September	365	242
October	441	
November	519	
December	578	
January	658	
February	731	
March	784	
April	801	
May	801	
June	801	

QUALITY

	Quantity	Base Number	Contract	AT	Region	England
% of FP17s for the same patient ID Re-attending within 3 months - Children	1	22	4.5%	11.5%	12.1%	11.5%
% of FP17s for the same patient ID Re-attending within 3 months - Adults	4	195	2.1%	16.1%	15.6%	15.4%
% of FP17s for the same patient ID Re-attending between 3 & 9 months - Children	0	22	0.0%	59.3%	61.2%	59.7%
% of FP17s for the same patient ID Re-attending between 3 & 9 months - Adults	4	195	2.1%	51.9%	54.3%	51.7%
% of FP17s for Band 1 Urgent Courses	194	203	95.6%	10.4%	9.1%	9.2%
% of FP17s Relating to Free Repair or Replacements	0	203	0.0%	0.8%	0.9%	0.7%
% of FP17s Relating to Continuations	0	203	0.0%	0.8%	1.0%	0.8%
% of Patients satisfied with the dentistry they have received	0	0	N/A	92.3%	94.4%	93.5%
% of Patients satisfied with the time they had to wait for an appointment	0	0	N/A	87.3%	88.1%	87.4%

* This is based on patients treated on this contract for their most recent course of treatment. Figures in italics indicate the base number of FP17s or Patient Questionnaire responses are less than 100. N/A is shown where the base number of responses is less than 10 during the period. % is calculated as Quantity/Base number*100

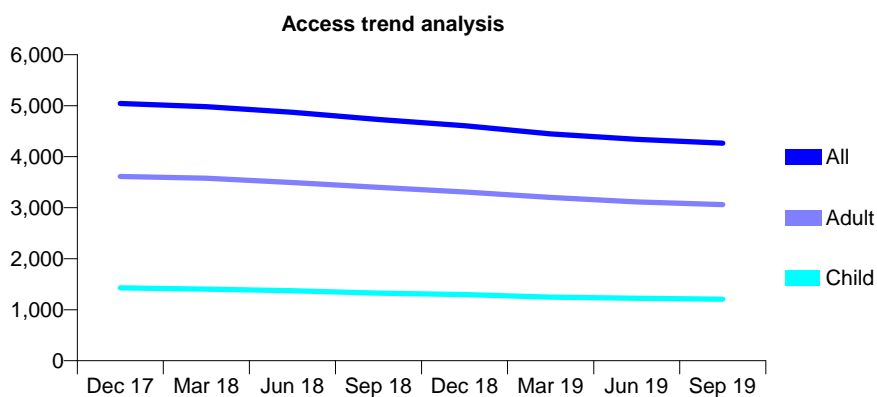
Q46 - Vital Signs At a Glance Contract Report for 109800/0001 - September 2019

Name or company name	Pinfold Dental Practice
Contract type name	GDS Contract
Purpose of contract	General
Contract start date	01/02/2008
Contract end date	

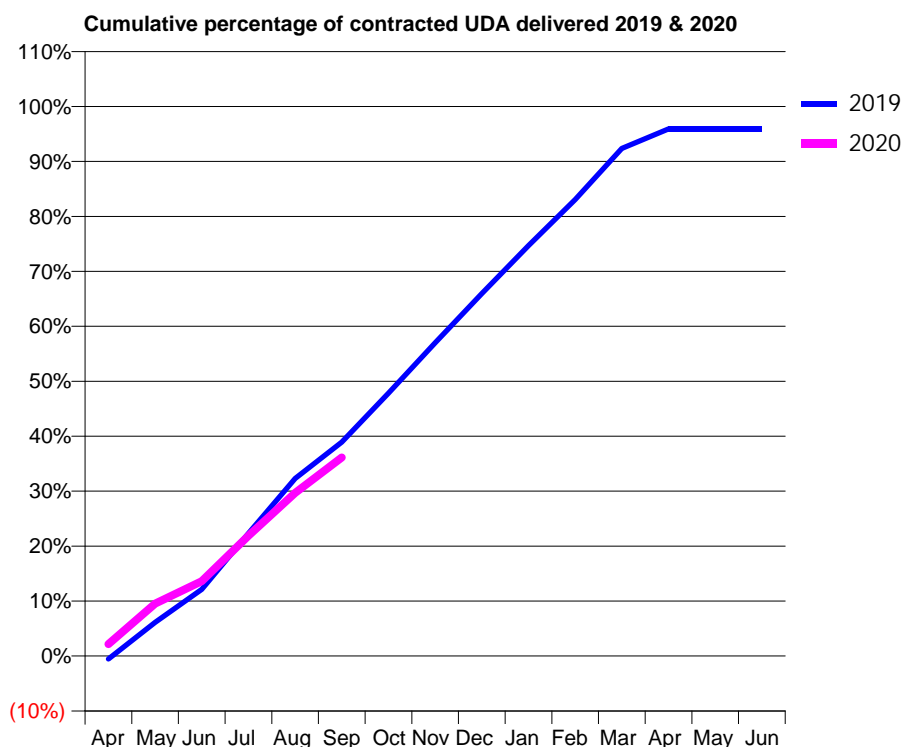
19/20 Contracted general activity (UDA)	14,747
Carry forward general activity (UDA)	0
19/20 Contracted orthodontic activity (UOA)	0
Carry forward orthodontic activity (UOA)	0
Baseline contract value	£477,616.44

ACCESS*

Patients seen in 24 months	Total	Change since previous quarter
Quarter ending September 2018	4,727	
Quarter ending December 2018	4,607	↓
Quarter ending March 2019	4,445	↓
Quarter ending June 2019	4,340	↓
Quarter ending September 2019	4,266	↓
Variance since September 2018	(9.8%)	↓



ACTIVITY



Month	Adjusted Scheduled Activity (UDA)	
	2019	2020
April	-79	321
May	903	1,408
June	1,789	2,009
July	3,294	3,228
August	4,764	4,380
September	5,740	5,326
October	7,055	
November	8,409	
December	9,726	
January	11,012	
February	12,252	
March	13,619	
April	14,144	
May	14,144	
June	14,144	

QUALITY

	Quantity	Base Number	Contract	AT	Region	England
% of FP17s for the same patient ID Re-attending within 3 months - Children	61	773	7.9%	11.5%	12.1%	11.5%
% of FP17s for the same patient ID Re-attending within 3 months - Adults	342	1,929	17.7%	16.1%	15.6%	15.4%
% of FP17s for the same patient ID Re-attending between 3 & 9 months - Children	456	773	59.0%	59.3%	61.2%	59.7%
% of FP17s for the same patient ID Re-attending between 3 & 9 months - Adults	1,060	1,929	55.0%	51.9%	54.3%	51.7%
% of FP17s for Band 1 Urgent Courses	311	2,535	12.3%	10.4%	9.1%	9.2%
% of FP17s Relating to Free Repair or Replacements	18	2,535	0.7%	0.8%	0.9%	0.7%
% of FP17s Relating to Continuations	55	2,535	2.2%	0.8%	1.0%	0.8%
% of Patients satisfied with the dentistry they have received	1	1	N/A	92.3%	94.4%	93.5%
% of Patients satisfied with the time they had to wait for an appointment	1	1	N/A	87.3%	88.1%	87.4%

* This is based on patients treated on this contract for their most recent course of treatment. Figures in italics indicate the base number of FP17s or Patient Questionnaire responses are less than 100. N/A is shown where the base number of responses is less than 10 during the period. % is calculated as Quantity/Base number*100

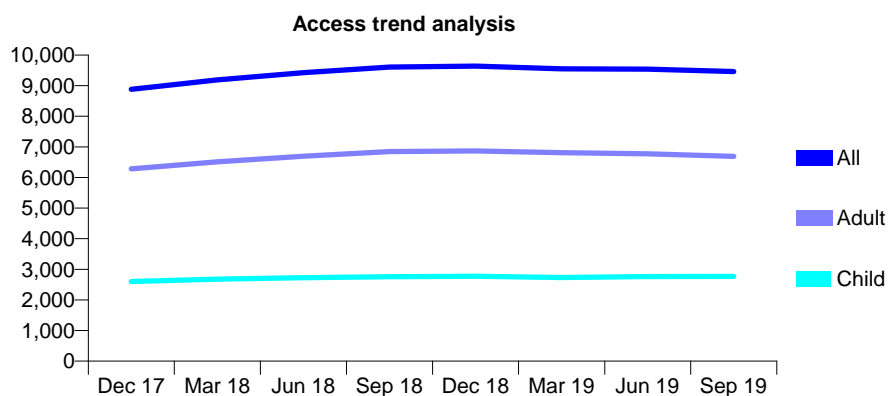
Q46 - Vital Signs At a Glance Contract Report for 109851/0002 - September 2019

Name or company name	Wood & Woolfstein Dental Surgery
Contract type name	GDS Contract
Purpose of contract	General
Contract start date	01/04/2009
Contract end date	

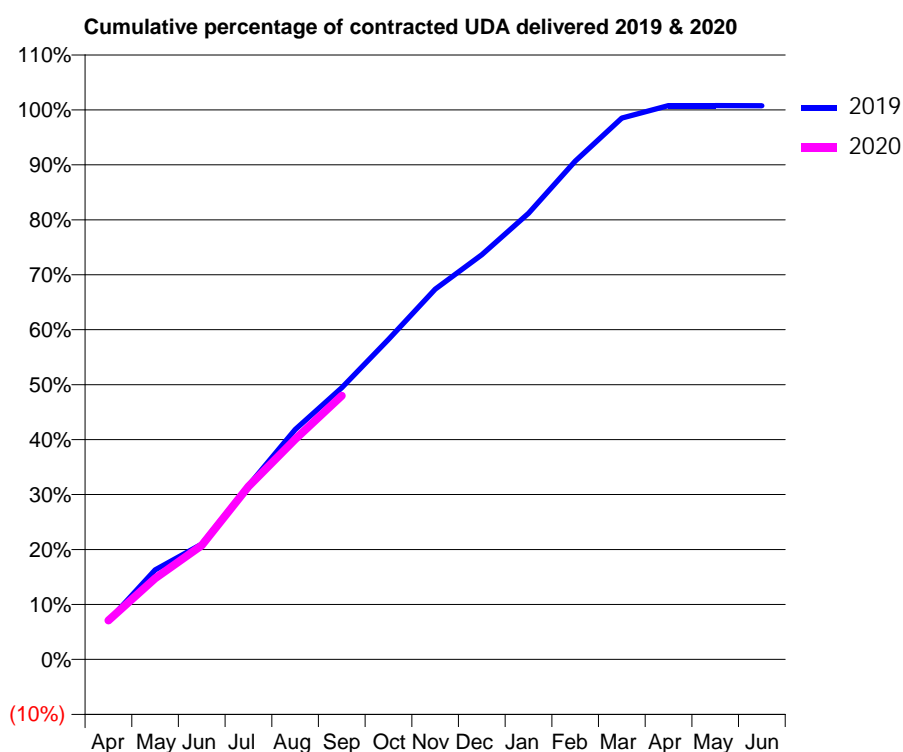
19/20 Contracted general activity (UDA)	29,704
Carry forward general activity (UDA)	0
19/20 Contracted orthodontic activity (UOA)	0
Carry forward orthodontic activity (UOA)	0
Baseline contract value	£1,002,796.53

ACCESS*

Patients seen in 24 months	Total	Change since previous quarter
Quarter ending September 2018	9,607	
Quarter ending December 2018	9,642	→
Quarter ending March 2019	9,547	→
Quarter ending June 2019	9,539	→
Quarter ending September 2019	9,462	→
Variance since September 2018	(1.5%)	↓



ACTIVITY



Month	Adjusted Scheduled Activity (UDA)	
	2019	2020
April	2,085	2,109
May	4,842	4,380
June	6,232	6,165
July	9,398	9,345
August	12,422	11,899
September	14,685	14,252
October	17,299	
November	20,011	
December	21,875	
January	24,113	
February	26,931	
March	29,258	
April	29,931	
May	29,932	
June	29,927	

QUALITY

	Quantity	Base Number	Contract	AT	Region	England
% of FP17s for the same patient ID Re-attending within 3 months - Children	195	2,563	7.6%	11.5%	12.1%	11.5%
% of FP17s for the same patient ID Re-attending within 3 months - Adults	816	5,720	14.3%	16.1%	15.6%	15.4%
% of FP17s for the same patient ID Re-attending between 3 & 9 months - Children	1,847	2,563	72.1%	59.3%	61.2%	59.7%
% of FP17s for the same patient ID Re-attending between 3 & 9 months - Adults	3,893	5,720	68.1%	51.9%	54.3%	51.7%
% of FP17s for Band 1 Urgent Courses	572	7,991	7.2%	10.4%	9.1%	9.2%
% of FP17s Relating to Free Repair or Replacements	28	7,991	0.4%	0.8%	0.9%	0.7%
% of FP17s Relating to Continuations	16	7,991	0.2%	0.8%	1.0%	0.8%
% of Patients satisfied with the dentistry they have received	0	0	N/A	92.3%	94.4%	93.5%
% of Patients satisfied with the time they had to wait for an appointment	0	0	N/A	87.3%	88.1%	87.4%

* This is based on patients treated on this contract for their most recent course of treatment. Figures in italics indicate the base number of FP17s or Patient Questionnaire responses are less than 100. N/A is shown where the base number of responses is less than 10 during the period. % is calculated as Quantity/Base number*100

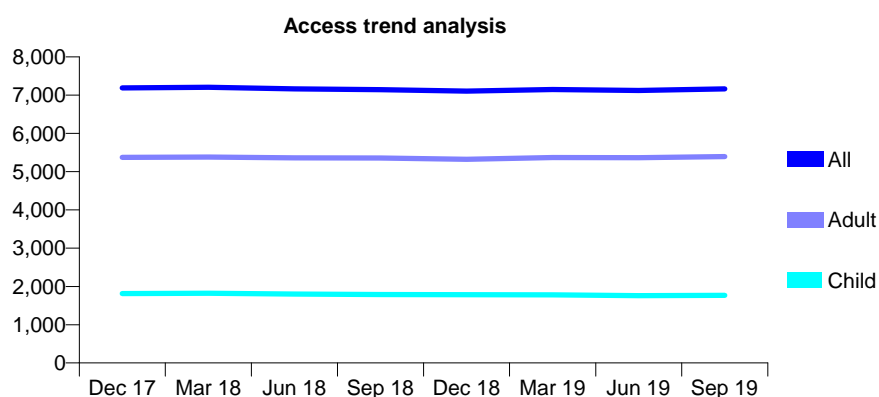
Q46 - Vital Signs At a Glance Contract Report for 110264/0001 - September 2019

Name or company name	Spring Lane Dental Practice Ltd
Contract type name	Pilot Contract
Purpose of contract	General
Contract start date	07/04/2014
Contract end date	

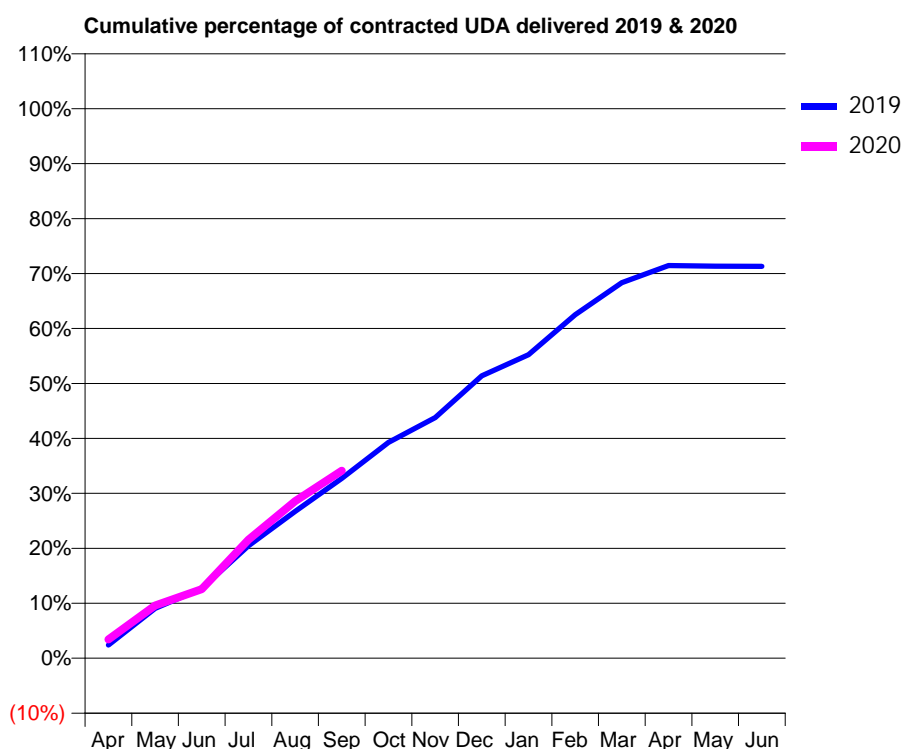
19/20 Contracted general activity (UDA)	21,657
Carry forward general activity (UDA)	0
19/20 Contracted orthodontic activity (UOA)	0
Carry forward orthodontic activity (UOA)	0
Baseline contract value	£623,391.04

ACCESS*

Patients seen in 24 months	Total	Change since previous quarter
Quarter ending September 2018	7,145	
Quarter ending December 2018	7,106	→
Quarter ending March 2019	7,148	→
Quarter ending June 2019	7,124	→
Quarter ending September 2019	7,162	→
Variance since September 2018	0.2%	→



ACTIVITY



Month	2019	2020
April	522	741
May	1,971	2,078
June	2,748	2,718
July	4,434	4,668
August	5,791	6,196
September	7,089	7,384
October	8,506	
November	9,485	
December	11,127	
January	11,962	
February	13,538	
March	14,803	
April	15,473	
May	15,446	
June	15,443	

QUALITY

	Quantity	Base Number	Contract	AT	Region	England
% of FP17s for the same patient ID Re-attending within 3 months - Children	27	1,320	2.0%	11.5%	12.1%	11.5%
% of FP17s for the same patient ID Re-attending within 3 months - Adults	298	3,242	9.2%	16.1%	15.6%	15.4%
% of FP17s for the same patient ID Re-attending between 3 & 9 months - Children	933	1,320	70.7%	59.3%	61.2%	59.7%
% of FP17s for the same patient ID Re-attending between 3 & 9 months - Adults	1,446	3,242	44.6%	51.9%	54.3%	51.7%
% of FP17s for Band 1 Urgent Courses	125	4,220	3.0%	10.4%	9.1%	9.2%
% of FP17s Relating to Free Repair or Replacements	27	4,220	0.6%	0.8%	0.9%	0.7%
% of FP17s Relating to Continuations	20	4,220	0.5%	0.8%	1.0%	0.8%
% of Patients satisfied with the dentistry they have received	0	0	N/A	92.3%	94.4%	93.5%
% of Patients satisfied with the time they had to wait for an appointment	0	0	N/A	87.3%	88.1%	87.4%

* This is based on patients treated on this contract for their most recent course of treatment.

Figures in italics indicate the base number of FP17s or Patient Questionnaire responses are less than 100. N/A is shown where the base number of responses is less than 10 during the period. % is calculated as Quantity/Base number*100

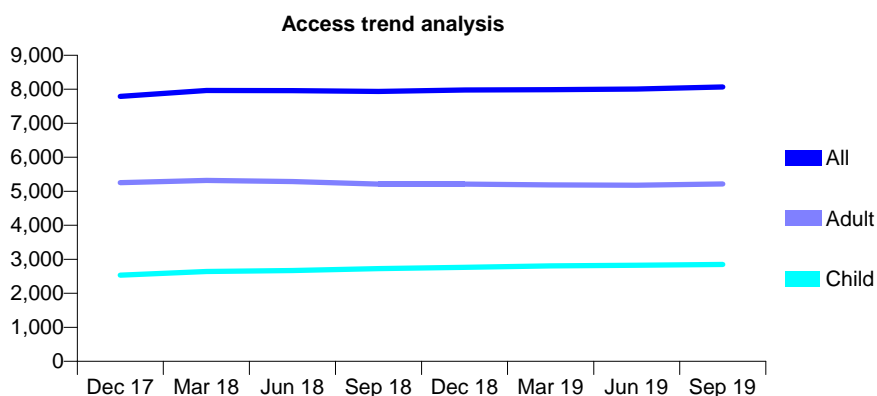
Q46 - Vital Signs At a Glance Contract Report for 111937/0001 - September 2019

Name or company name	Deane Dental
Contract type name	GDS Contract
Purpose of contract	General
Contract start date	01/04/2011
Contract end date	

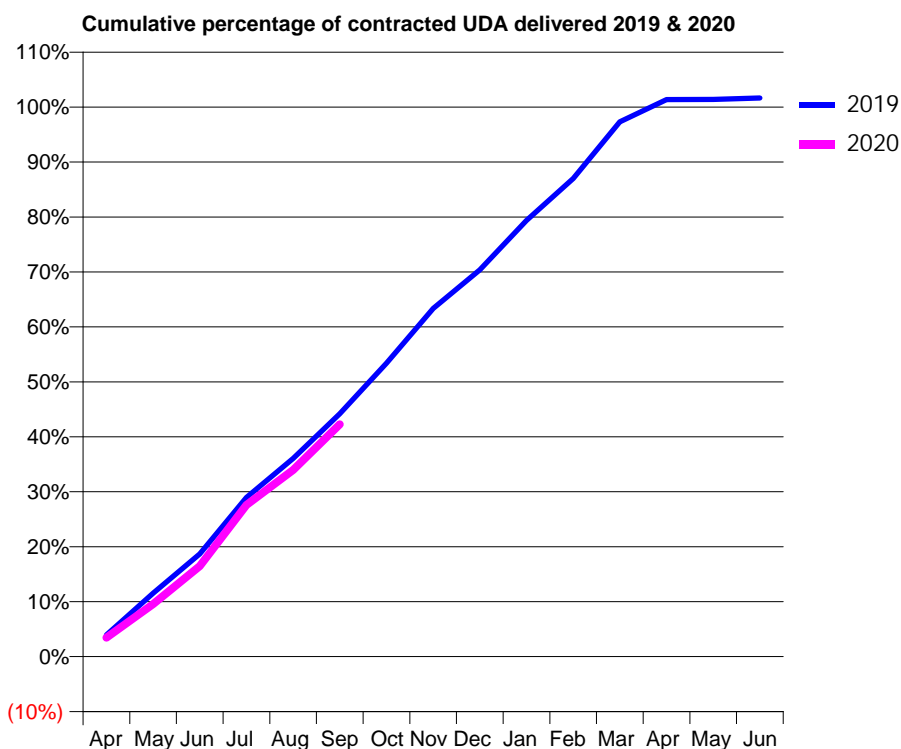
19/20 Contracted general activity (UDA)	26,200
Carry forward general activity (UDA)	0
19/20 Contracted orthodontic activity (UOA)	0
Carry forward orthodontic activity (UOA)	0
Baseline contract value	£705,613.39

ACCESS*

Patients seen in 24 months	Total	Change since previous quarter
Quarter ending September 2018	7,937	
Quarter ending December 2018	7,980	→
Quarter ending March 2019	7,989	→
Quarter ending June 2019	8,007	→
Quarter ending September 2019	8,067	→
Variance since September 2018	1.6%	→



ACTIVITY



Month	Adjusted Scheduled Activity (UDA)	
	2019	2020
April	1,031	905
May	3,031	2,506
June	4,891	4,313
July	7,591	7,233
August	9,449	8,896
September	11,584	11,075
October	13,989	
November	16,600	
December	18,434	
January	20,792	
February	22,799	
March	25,497	
April	26,554	
May	26,563	
June	26,633	

QUALITY

	Quantity	Base Number	Contract	AT	Region	England
% of FP17s for the same patient ID Re-attending within 3 months - Children	313	2,226	14.1%	11.5%	12.1%	11.5%
% of FP17s for the same patient ID Re-attending within 3 months - Adults	867	3,602	24.1%	16.1%	15.6%	15.4%
% of FP17s for the same patient ID Re-attending between 3 & 9 months - Children	1,256	2,226	56.4%	59.3%	61.2%	59.7%
% of FP17s for the same patient ID Re-attending between 3 & 9 months - Adults	1,574	3,602	43.7%	51.9%	54.3%	51.7%
% of FP17s for Band 1 Urgent Courses	1,142	5,324	21.5%	10.4%	9.1%	9.2%
% of FP17s Relating to Free Repair or Replacements	48	5,324	0.9%	0.8%	0.9%	0.7%
% of FP17s Relating to Continuations	8	5,324	0.2%	0.8%	1.0%	0.8%
% of Patients satisfied with the dentistry they have received	1	1	N/A	92.3%	94.4%	93.5%
% of Patients satisfied with the time they had to wait for an appointment	1	1	N/A	87.3%	88.1%	87.4%

* This is based on patients treated on this contract for their most recent course of treatment. Figures in italics indicate the base number of FP17s or Patient Questionnaire responses are less than 100. N/A is shown where the base number of responses is less than 10 during the period. % is calculated as Quantity/Base number*100

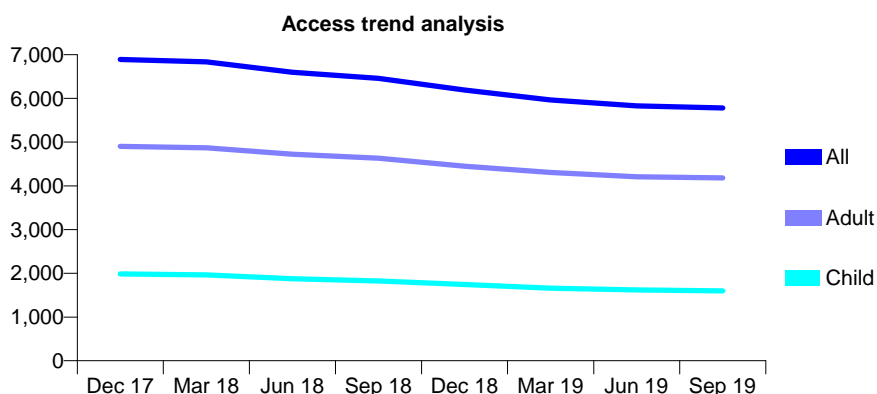
Q46 - Vital Signs At a Glance Contract Report for 112429/0001 - September 2019

Name or company name	Bolton and Bury Dental Practice Partnership
Contract type name	GDS Contract
Purpose of contract	General
Contract start date	01/03/2013
Contract end date	

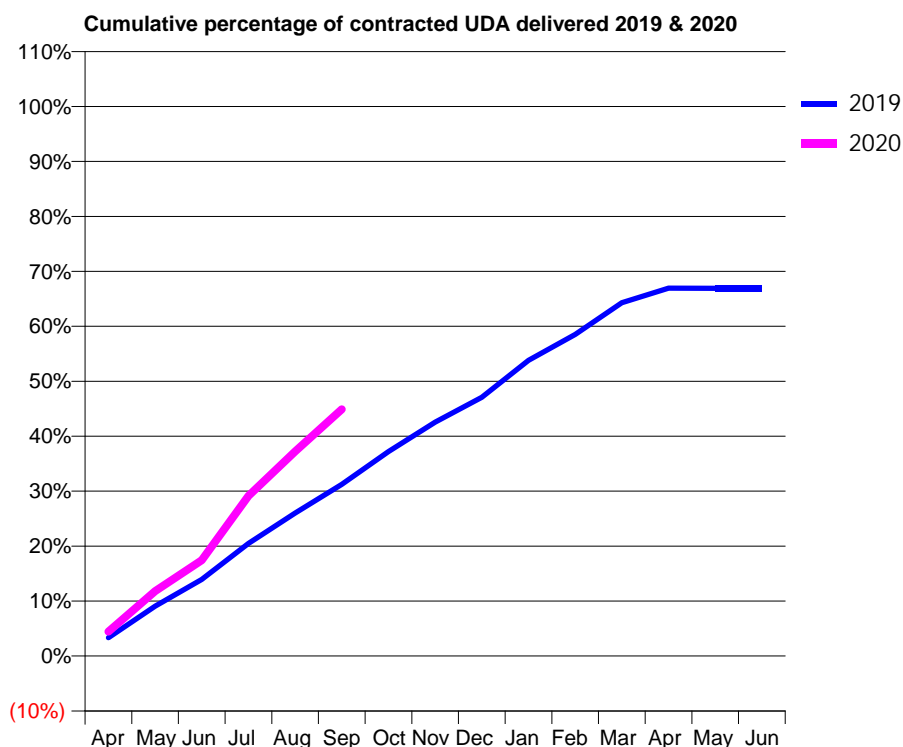
19/20 Contracted general activity (UDA)	20,000
Carry forward general activity (UDA)	0
19/20 Contracted orthodontic activity (UOA)	0
Carry forward orthodontic activity (UOA)	0
Baseline contract value	£658,015.14

ACCESS*

Patients seen in 24 months	Total	Change since previous quarter
Quarter ending September 2018	6,458	
Quarter ending December 2018	6,191	↓
Quarter ending March 2019	5,965	↓
Quarter ending June 2019	5,829	↓
Quarter ending September 2019	5,780	→
Variance since September 2018	(10.5%)	↓



ACTIVITY



Month	Adjusted Scheduled Activity (UDA)	
	2019	2020
April	669	888
May	1,818	2,362
June	2,790	3,488
July	4,100	5,828
August	5,206	7,450
September	6,249	8,975
October	7,442	
November	8,517	
December	9,414	
January	10,762	
February	11,705	
March	12,861	
April	13,387	
May	13,385	
June	13,383	

QUALITY

	Quantity	Base Number	Contract	AT	Region	England
% of FP17s for the same patient ID Re-attending within 3 months - Children	60	1,329	4.5%	11.5%	12.1%	11.5%
% of FP17s for the same patient ID Re-attending within 3 months - Adults	327	2,941	11.1%	16.1%	15.6%	15.4%
% of FP17s for the same patient ID Re-attending between 3 & 9 months - Children	739	1,329	55.6%	59.3%	61.2%	59.7%
% of FP17s for the same patient ID Re-attending between 3 & 9 months - Adults	1,173	2,941	39.9%	51.9%	54.3%	51.7%
% of FP17s for Band 1 Urgent Courses	280	4,047	6.9%	10.4%	9.1%	9.2%
% of FP17s Relating to Free Repair or Replacements	26	4,047	0.6%	0.8%	0.9%	0.7%
% of FP17s Relating to Continuations	38	4,047	0.9%	0.8%	1.0%	0.8%
% of Patients satisfied with the dentistry they have received	1	1	N/A	92.3%	94.4%	93.5%
% of Patients satisfied with the time they had to wait for an appointment	0	1	N/A	87.3%	88.1%	87.4%

* This is based on patients treated on this contract for their most recent course of treatment. Figures in italics indicate the base number of FP17s or Patient Questionnaire responses are less than 100. N/A is shown where the base number of responses is less than 10 during the period. % is calculated as Quantity/Base number*100

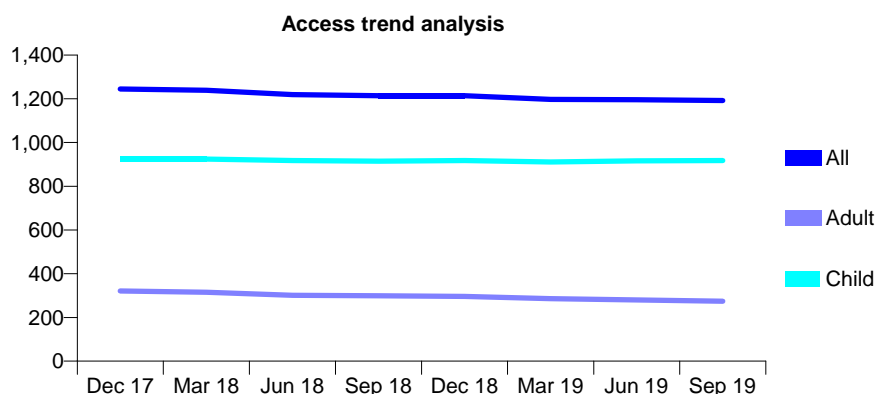
Q46 - Vital Signs At a Glance Contract Report for 112682/0001 - September 2019

Name or company name	Pemberton Dental Practice
Contract type name	GDS Contract
Purpose of contract	General
Contract start date	01/04/2014
Contract end date	

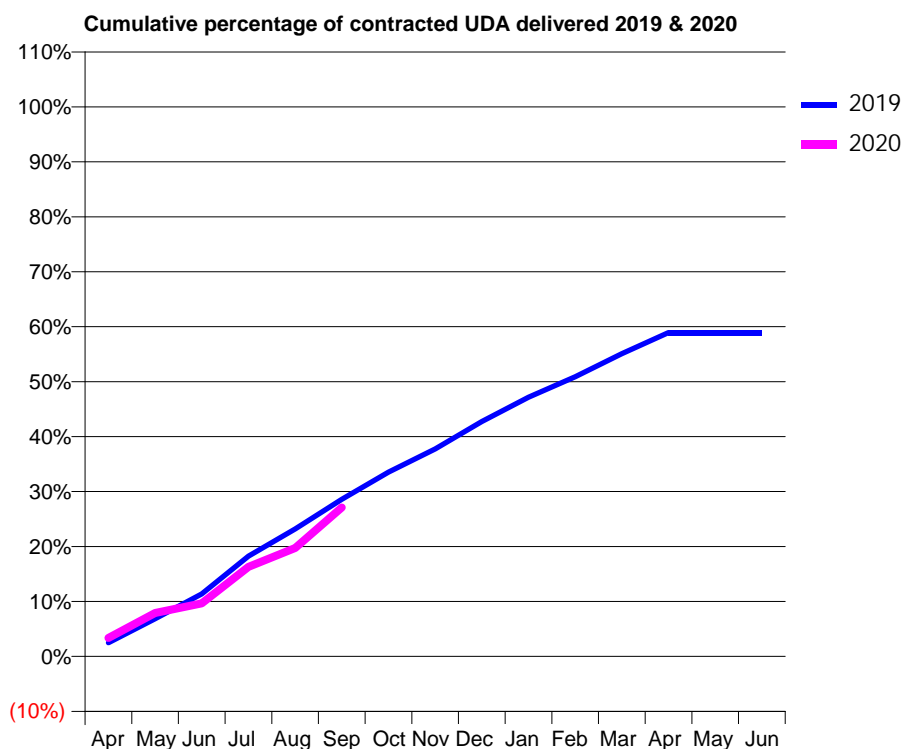
19/20 Contracted general activity (UDA)	5,500
Carry forward general activity (UDA)	0
19/20 Contracted orthodontic activity (UOA)	0
Carry forward orthodontic activity (UOA)	0
Baseline contract value	£139,560.67

ACCESS*

Patients seen in 24 months	Total	Change since previous quarter
Quarter ending September 2018	1,214	
Quarter ending December 2018	1,214	→
Quarter ending March 2019	1,197	↓
Quarter ending June 2019	1,196	→
Quarter ending September 2019	1,192	→
Variance since September 2018	(1.8%)	↓



ACTIVITY



Month	2019	2020
April	137	184
May	377	435
June	625	531
July	1,004	896
August	1,276	1,086
September	1,571	1,491
October	1,845	
November	2,078	
December	2,350	
January	2,594	
February	2,800	
March	3,030	
April	3,241	
May	3,241	
June	3,241	

QUALITY

	Quantity	Base Number	Contract	AT	Region	England
% of FP17s for the same patient ID Re-attending within 3 months - Children	143	893	16.0%	11.5%	12.1%	11.5%
% of FP17s for the same patient ID Re-attending within 3 months - Adults	49	195	25.1%	16.1%	15.6%	15.4%
% of FP17s for the same patient ID Re-attending between 3 & 9 months - Children	561	893	62.8%	59.3%	61.2%	59.7%
% of FP17s for the same patient ID Re-attending between 3 & 9 months - Adults	105	195	53.8%	51.9%	54.3%	51.7%
% of FP17s for Band 1 Urgent Courses	38	964	3.9%	10.4%	9.1%	9.2%
% of FP17s Relating to Free Repair or Replacements	0	964	0.0%	0.8%	0.9%	0.7%
% of FP17s Relating to Continuations	0	964	0.0%	0.8%	1.0%	0.8%
% of Patients satisfied with the dentistry they have received	0	0	N/A	92.3%	94.4%	93.5%
% of Patients satisfied with the time they had to wait for an appointment	0	0	N/A	87.3%	88.1%	87.4%

* This is based on patients treated on this contract for their most recent course of treatment. Figures in italics indicate the base number of FP17s or Patient Questionnaire responses are less than 100. N/A is shown where the base number of responses is less than 10 during the period. % is calculated as Quantity/Base number*100

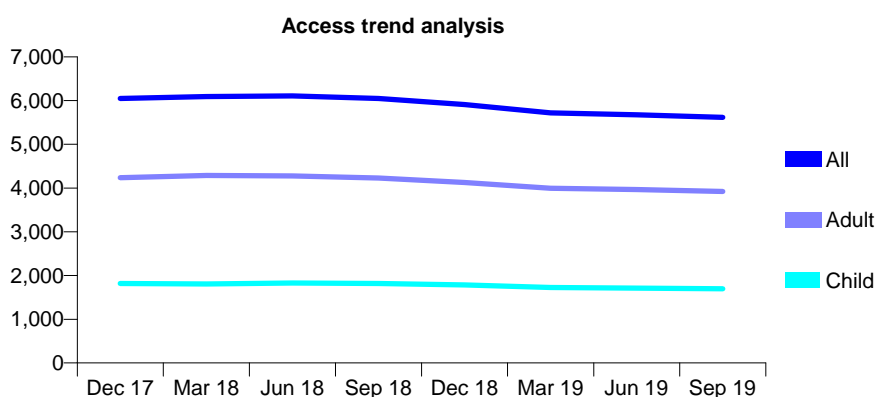
Q46 - Vital Signs At a Glance Contract Report for 112836/0001 - September 2019

Name or company name	Ripponden Road Dental Practice Partnersh
Contract type name	GDS Contract
Purpose of contract	General
Contract start date	30/07/2015
Contract end date	

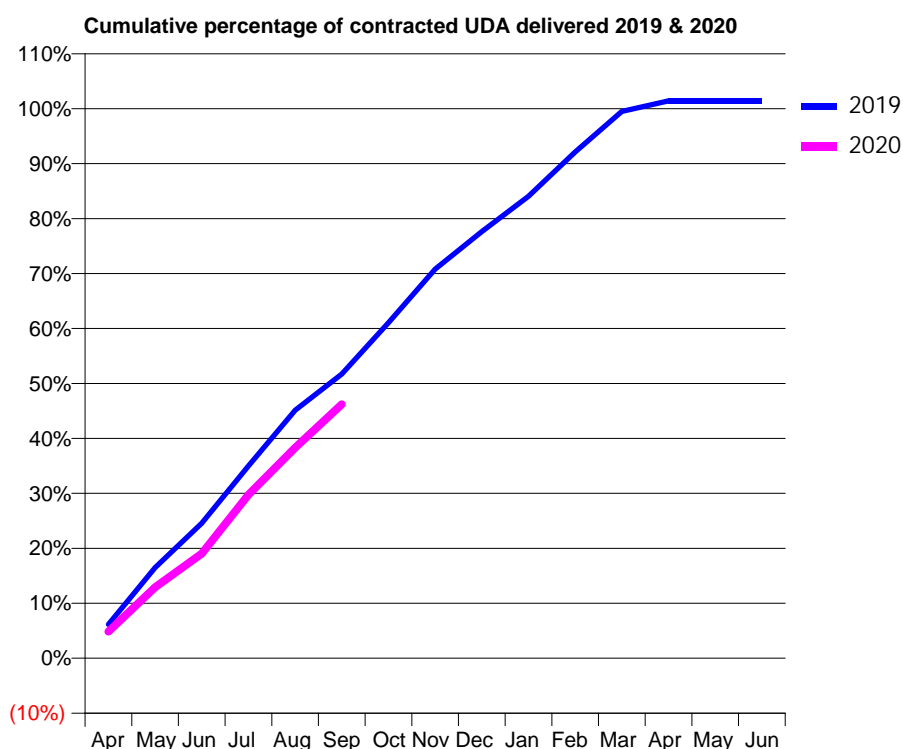
19/20 Contracted general activity (UDA)	17,909
Carry forward general activity (UDA)	0
19/20 Contracted orthodontic activity (UOA)	0
Carry forward orthodontic activity (UOA)	0
Baseline contract value	£563,380.93

ACCESS*

Patients seen in 24 months	Total	Change since previous quarter
Quarter ending September 2018	6,047	
Quarter ending December 2018	5,909	↓
Quarter ending March 2019	5,719	↓
Quarter ending June 2019	5,675	→
Quarter ending September 2019	5,618	↓
Variance since September 2018	(7.1%)	↓



ACTIVITY



Month	2019	2020
April	1,104	870
May	2,959	2,315
June	4,400	3,409
July	6,263	5,328
August	8,083	6,859
September	9,259	8,274
October	10,937	
November	12,683	
December	13,899	
January	15,052	
February	16,500	
March	17,818	
April	18,164	
May	18,165	
June	18,165	

QUALITY

	Quantity	Base Number	Contract	AT	Region	England
% of FP17s for the same patient ID Re-attending within 3 months - Children	80	1,258	6.4%	11.5%	12.1%	11.5%
% of FP17s for the same patient ID Re-attending within 3 months - Adults	338	2,549	13.3%	16.1%	15.6%	15.4%
% of FP17s for the same patient ID Re-attending between 3 & 9 months - Children	792	1,258	63.0%	59.3%	61.2%	59.7%
% of FP17s for the same patient ID Re-attending between 3 & 9 months - Adults	1,339	2,549	52.5%	51.9%	54.3%	51.7%
% of FP17s for Band 1 Urgent Courses	266	3,618	7.4%	10.4%	9.1%	9.2%
% of FP17s Relating to Free Repair or Replacements	16	3,618	0.4%	0.8%	0.9%	0.7%
% of FP17s Relating to Continuations	51	3,618	1.4%	0.8%	1.0%	0.8%
% of Patients satisfied with the dentistry they have received	0	0	N/A	92.3%	94.4%	93.5%
% of Patients satisfied with the time they had to wait for an appointment	0	0	N/A	87.3%	88.1%	87.4%

* This is based on patients treated on this contract for their most recent course of treatment.

Figures in italics indicate the base number of FP17s or Patient Questionnaire responses are less than 100. N/A is shown where the base number of responses is less than 10 during the period. % is calculated as Quantity/Base number*100

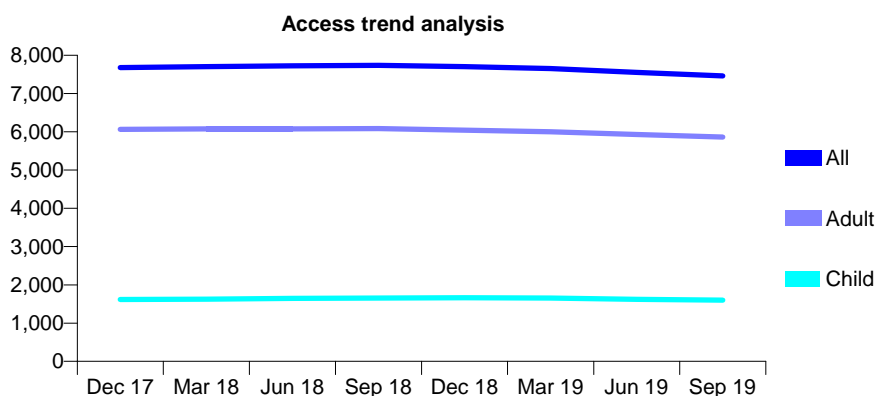
Q46 - Vital Signs At a Glance Contract Report for 114022/0001 - September 2019

Name or company name	Marjory Lees Dental Centre
Contract type name	GDS Contract
Purpose of contract	General
Contract start date	01/03/2014
Contract end date	

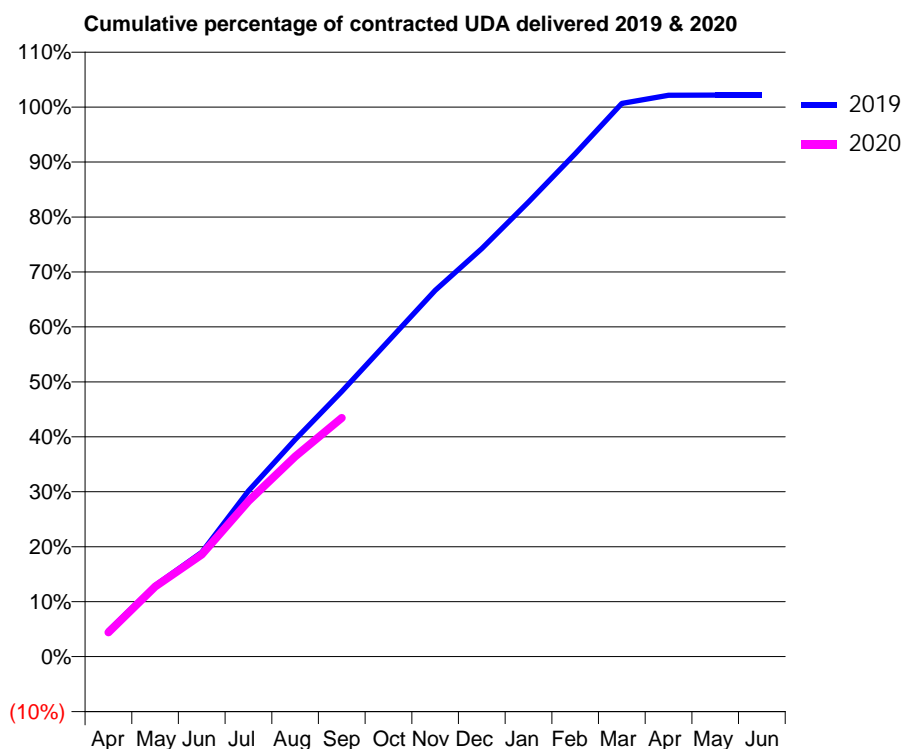
19/20 Contracted general activity (UDA)	24,594
Carry forward general activity (UDA)	0
19/20 Contracted orthodontic activity (UOA)	0
Carry forward orthodontic activity (UOA)	0
Baseline contract value	£930,498.10

ACCESS*

Patients seen in 24 months	Total	Change since previous quarter
Quarter ending September 2018	7,738	
Quarter ending December 2018	7,703	→
Quarter ending March 2019	7,654	→
Quarter ending June 2019	7,552	↓
Quarter ending September 2019	7,463	↓
Variance since September 2018	(3.6%)	↓



ACTIVITY



Month	Adjusted Scheduled Activity (UDA)	
	2019	2020
April	1,157	1,085
May	3,186	3,136
June	4,667	4,568
July	7,417	6,959
August	9,717	8,956
September	11,861	10,683
October	14,130	
November	16,394	
December	18,258	
January	20,344	
February	22,507	
March	24,760	
April	25,125	
May	25,128	
June	25,129	

QUALITY

	Quantity	Base Number	Contract	AT	Region	England
% of FP17s for the same patient ID Re-attending within 3 months - Children	344	1,924	17.9%	11.5%	12.1%	11.5%
% of FP17s for the same patient ID Re-attending within 3 months - Adults	826	4,710	17.5%	16.1%	15.6%	15.4%
% of FP17s for the same patient ID Re-attending between 3 & 9 months - Children	1,362	1,924	70.8%	59.3%	61.2%	59.7%
% of FP17s for the same patient ID Re-attending between 3 & 9 months - Adults	2,962	4,710	62.9%	51.9%	54.3%	51.7%
% of FP17s for Band 1 Urgent Courses	408	6,371	6.4%	10.4%	9.1%	9.2%
% of FP17s Relating to Free Repair or Replacements	61	6,371	1.0%	0.8%	0.9%	0.7%
% of FP17s Relating to Continuations	137	6,371	2.2%	0.8%	1.0%	0.8%
% of Patients satisfied with the dentistry they have received	1	1	N/A	92.3%	94.4%	93.5%
% of Patients satisfied with the time they had to wait for an appointment	1	1	N/A	87.3%	88.1%	87.4%

* This is based on patients treated on this contract for their most recent course of treatment. Figures in italics indicate the base number of FP17s or Patient Questionnaire responses are less than 100. N/A is shown where the base number of responses is less than 10 during the period. % is calculated as Quantity/Base number*100

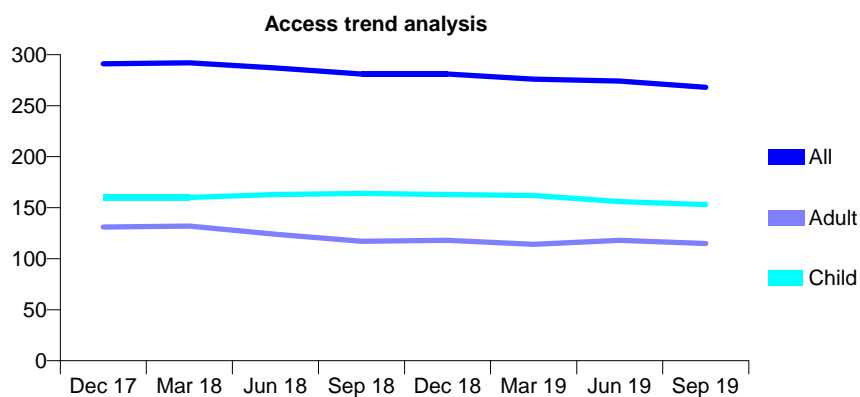
Q46 - Vital Signs At a Glance Contract Report for 114596/0001 - September 2019

Name or company name	Mr Stephen Scott
Contract type name	GDS Contract
Purpose of contract	General
Contract start date	01/04/2006
Contract end date	

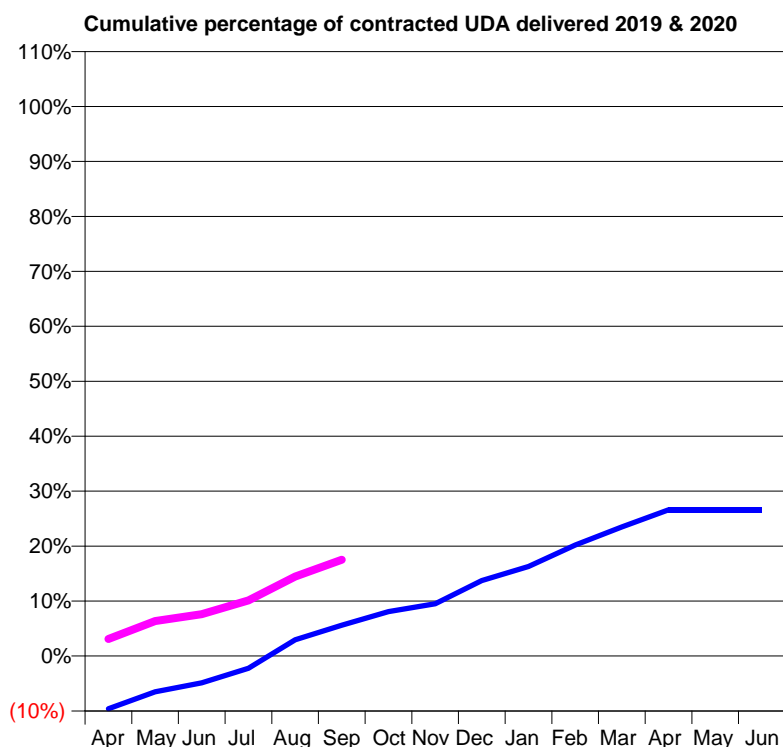
19/20 Contracted general activity (UDA)	1,475
Carry forward general activity (UDA)	0
19/20 Contracted orthodontic activity (UOA)	0
Carry forward orthodontic activity (UOA)	0
Baseline contract value	£36,116.56

ACCESS*

Patients seen in 24 months	Total	Change since previous quarter
Quarter ending September 2018	281	
Quarter ending December 2018	281	→
Quarter ending March 2019	276	↓
Quarter ending June 2019	274	→
Quarter ending September 2019	268	↓
Variance since September 2018	(4.6%)	↓



ACTIVITY



Month	Adjusted Scheduled Activity (UDA)	
	2019	2020
April	-142	46
May	-96	94
June	-72	112
July	-33	150
August	44	213
September	83	258
October	119	
November	140	
December	202	
January	240	
February	298	
March	346	
April	393	
May	393	
June	393	

QUALITY

	Quantity	Base Number	Contract	AT	Region	England
% of FP17s for the same patient ID Re-attending within 3 months - Children	12	130	9.2%	11.5%	12.1%	11.5%
% of FP17s for the same patient ID Re-attending within 3 months - Adults	18	90	20.0%	16.1%	15.6%	15.4%
% of FP17s for the same patient ID Re-attending between 3 & 9 months - Children	82	130	63.1%	59.3%	61.2%	59.7%
% of FP17s for the same patient ID Re-attending between 3 & 9 months - Adults	46	90	51.1%	51.9%	54.3%	51.7%
% of FP17s for Band 1 Urgent Courses	11	186	5.9%	10.4%	9.1%	9.2%
% of FP17s Relating to Free Repair or Replacements	0	186	0.0%	0.8%	0.9%	0.7%
% of FP17s Relating to Continuations	2	186	1.1%	0.8%	1.0%	0.8%
% of Patients satisfied with the dentistry they have received	0	0	N/A	92.3%	94.4%	93.5%
% of Patients satisfied with the time they had to wait for an appointment	0	0	N/A	87.3%	88.1%	87.4%

* This is based on patients treated on this contract for their most recent course of treatment. Figures in italics indicate the base number of FP17s or Patient Questionnaire responses are less than 100. N/A is shown where the base number of responses is less than 10 during the period. % is calculated as Quantity/Base number*100

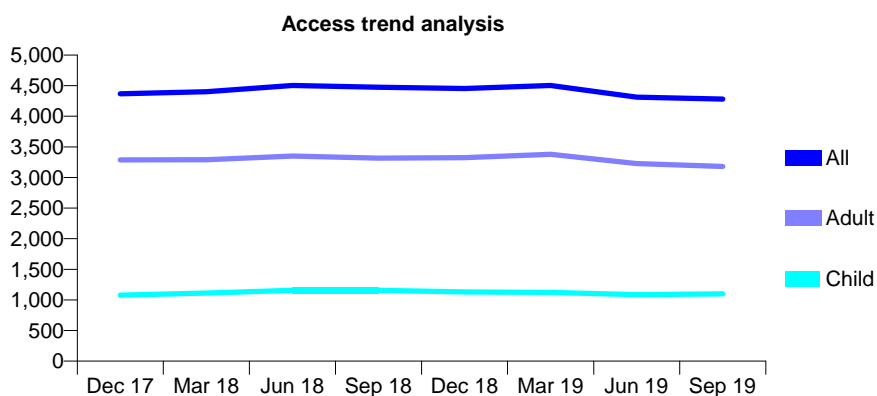
Q46 - Vital Signs At a Glance Contract Report for 115657/0001 - September 2019

Name or company name	the dental practice
Contract type name	GDS Contract
Purpose of contract	General
Contract start date	01/01/2011
Contract end date	

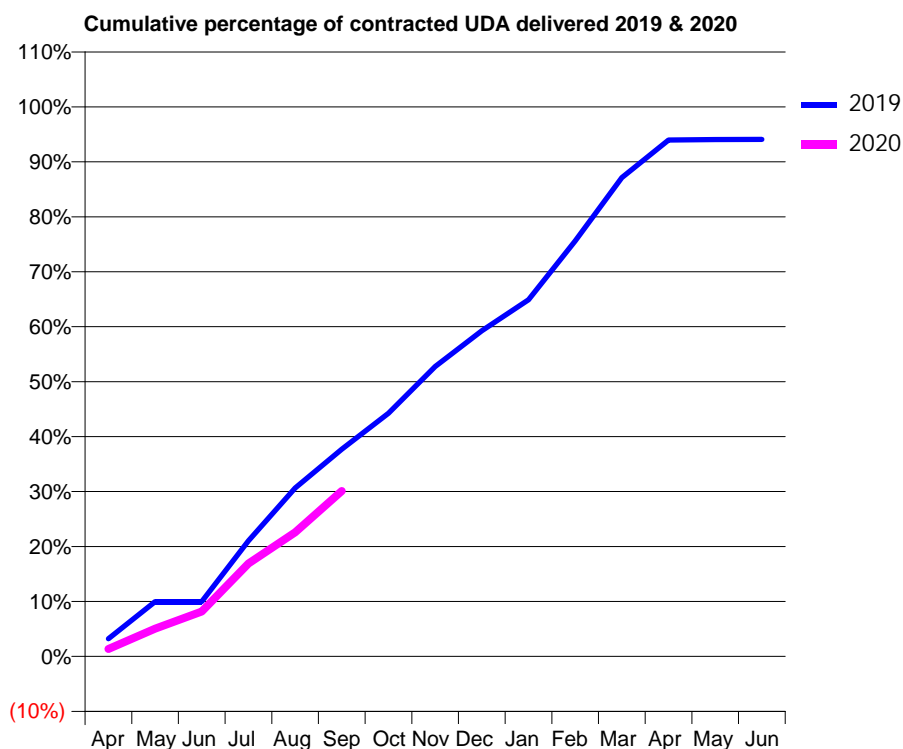
19/20 Contracted general activity (UDA)	16,030
Carry forward general activity (UDA)	0
19/20 Contracted orthodontic activity (UOA)	0
Carry forward orthodontic activity (UOA)	0
Baseline contract value	£508,350.54

ACCESS*

Patients seen in 24 months	Total	Change since previous quarter
Quarter ending September 2018	4,473	
Quarter ending December 2018	4,454	→
Quarter ending March 2019	4,505	→
Quarter ending June 2019	4,312	↓
Quarter ending September 2019	4,279	→
Variance since September 2018	(4.3%)	↓



ACTIVITY



Month	2019	2020
April	511	221
May	1,581	812
June	1,581	1,308
July	3,334	2,709
August	4,854	3,618
September	5,969	4,824
October	7,008	
November	8,353	
December	9,380	
January	10,275	
February	11,972	
March	13,792	
April	14,879	
May	14,892	
June	14,893	

QUALITY

	Quantity	Base Number	Contract	AT	Region	England
% of FP17s for the same patient ID Re-attending within 3 months - Children	47	553	8.5%	11.5%	12.1%	11.5%
% of FP17s for the same patient ID Re-attending within 3 months - Adults	238	1,631	14.6%	16.1%	15.6%	15.4%
% of FP17s for the same patient ID Re-attending between 3 & 9 months - Children	195	553	35.3%	59.3%	61.2%	59.7%
% of FP17s for the same patient ID Re-attending between 3 & 9 months - Adults	620	1,631	38.0%	51.9%	54.3%	51.7%
% of FP17s for Band 1 Urgent Courses	257	1,841	14.0%	10.4%	9.1%	9.2%
% of FP17s Relating to Free Repair or Replacements	6	1,841	0.3%	0.8%	0.9%	0.7%
% of FP17s Relating to Continuations	11	1,841	0.6%	0.8%	1.0%	0.8%
% of Patients satisfied with the dentistry they have received	0	0	N/A	92.3%	94.4%	93.5%
% of Patients satisfied with the time they had to wait for an appointment	0	0	N/A	87.3%	88.1%	87.4%

* This is based on patients treated on this contract for their most recent course of treatment. Figures in italics indicate the base number of FP17s or Patient Questionnaire responses are less than 100. N/A is shown where the base number of responses is less than 10 during the period. % is calculated as Quantity/Base number*100

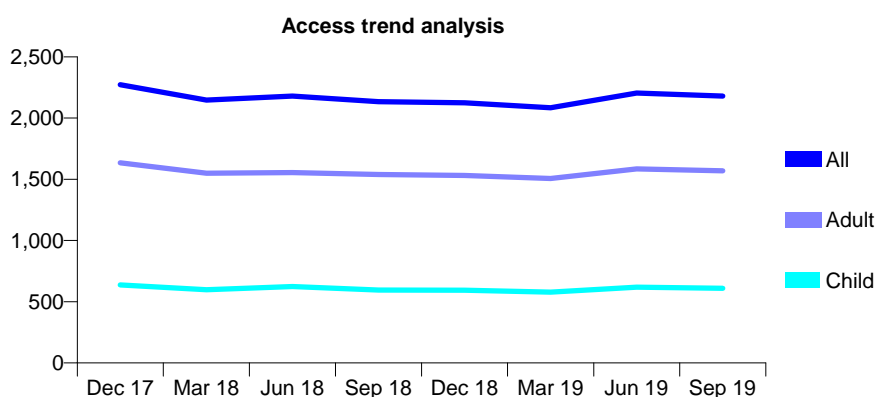
Q46 - Vital Signs At a Glance Contract Report for 115835/0001 - September 2019

Name or company name	Talking Teeth
Contract type name	GDS Contract
Purpose of contract	General
Contract start date	01/11/2013
Contract end date	

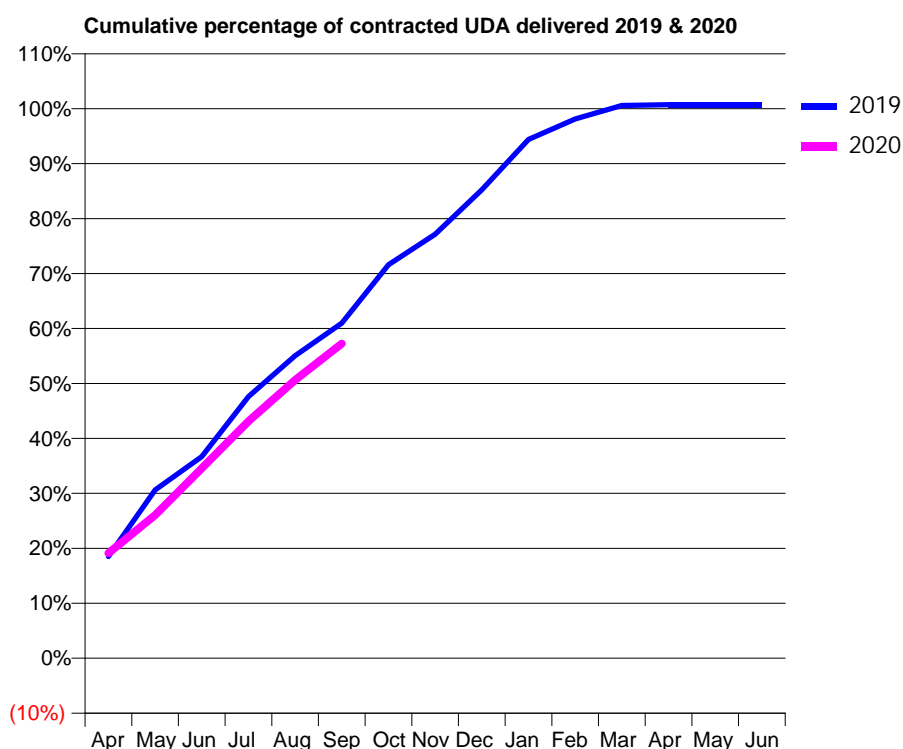
19/20 Contracted general activity (UDA)	6,297
Carry forward general activity (UDA)	0
19/20 Contracted orthodontic activity (UOA)	0
Carry forward orthodontic activity (UOA)	0
Baseline contract value	£143,043.28

ACCESS*

Patients seen in 24 months	Total	Change since previous quarter
Quarter ending September 2018	2,134	
Quarter ending December 2018	2,125	→
Quarter ending March 2019	2,084	↓
Quarter ending June 2019	2,204	↑
Quarter ending September 2019	2,179	↓
Variance since September 2018	2.1%	↑



ACTIVITY



Month	2019	2020
April	1,166	1,204
May	1,928	1,641
June	2,310	2,175
July	2,997	2,715
August	3,467	3,188
September	3,839	3,604
October	4,509	
November	4,858	
December	5,366	
January	5,944	
February	6,179	
March	6,334	
April	6,342	
May	6,342	
June	6,342	

QUALITY

	Quantity	Base Number	Contract	AT	Region	England
% of FP17s for the same patient ID Re-attending within 3 months - Children	40	428	9.3%	11.5%	12.1%	11.5%
% of FP17s for the same patient ID Re-attending within 3 months - Adults	108	1,066	10.1%	16.1%	15.6%	15.4%
% of FP17s for the same patient ID Re-attending between 3 & 9 months - Children	184	428	43.0%	59.3%	61.2%	59.7%
% of FP17s for the same patient ID Re-attending between 3 & 9 months - Adults	524	1,066	49.2%	51.9%	54.3%	51.7%
% of FP17s for Band 1 Urgent Courses	83	1,493	5.6%	10.4%	9.1%	9.2%
% of FP17s Relating to Free Repair or Replacements	15	1,493	1.0%	0.8%	0.9%	0.7%
% of FP17s Relating to Continuations	4	1,493	0.3%	0.8%	1.0%	0.8%
% of Patients satisfied with the dentistry they have received	0	0	N/A	92.3%	94.4%	93.5%
% of Patients satisfied with the time they had to wait for an appointment	0	0	N/A	87.3%	88.1%	87.4%

* This is based on patients treated on this contract for their most recent course of treatment. Figures in italics indicate the base number of FP17s or Patient Questionnaire responses are less than 100. N/A is shown where the base number of responses is less than 10 during the period. % is calculated as Quantity/Base number*100

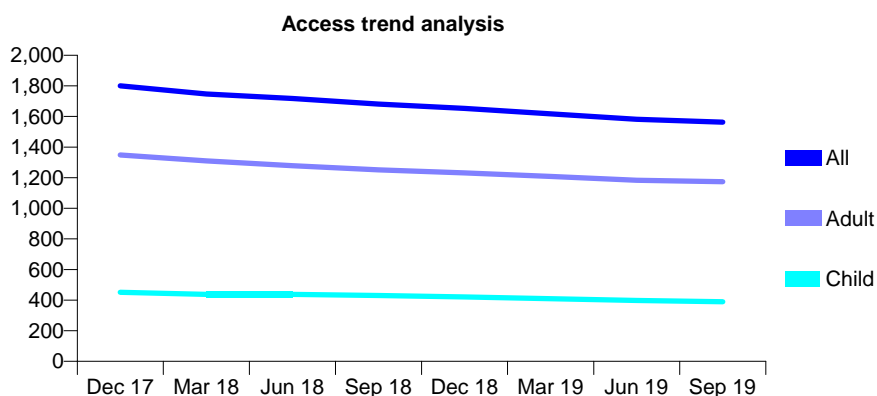
Q46 - Vital Signs At a Glance Contract Report for 116009/0001 - September 2019

Name or company name	Kathcare Ltd
Contract type name	GDS Contract
Purpose of contract	General
Contract start date	01/04/2010
Contract end date	

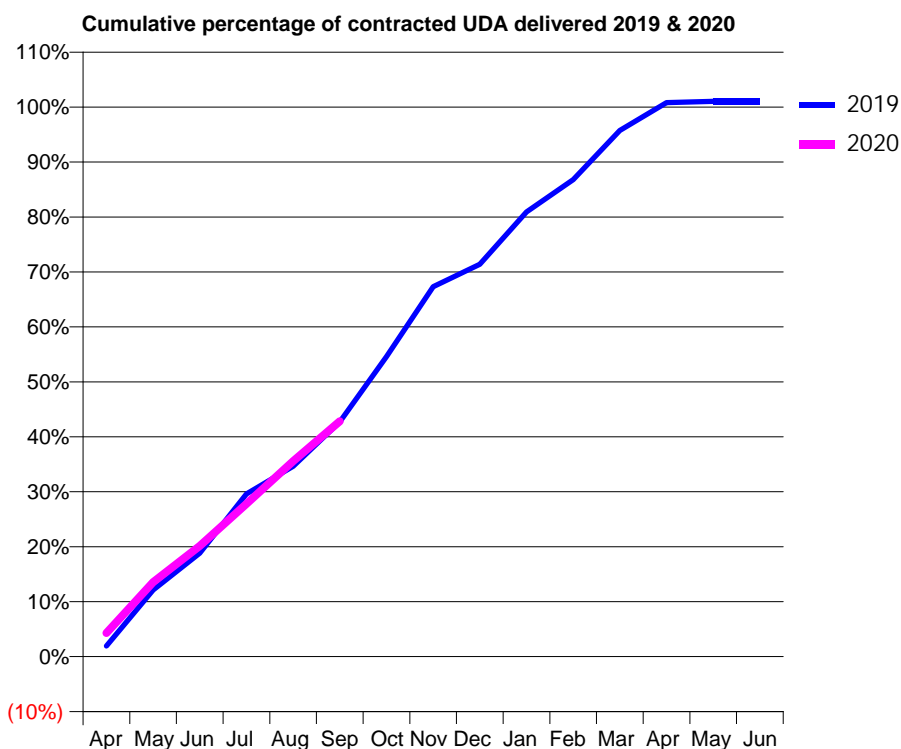
19/20 Contracted general activity (UDA)	6,500
Carry forward general activity (UDA)	0
19/20 Contracted orthodontic activity (UOA)	0
Carry forward orthodontic activity (UOA)	0
Baseline contract value	£202,039.85

ACCESS*

Patients seen in 24 months	Total	Change since previous quarter
Quarter ending September 2018	1,681	
Quarter ending December 2018	1,653	↓
Quarter ending March 2019	1,617	↓
Quarter ending June 2019	1,581	↓
Quarter ending September 2019	1,563	↓
Variance since September 2018	(7.0%)	↓



ACTIVITY



Month	Adjusted Scheduled Activity (UDA)	
	2019	2020
April	125	280
May	790	881
June	1,224	1,309
July	1,924	1,807
August	2,251	2,313
September	2,777	2,783
October	3,549	
November	4,376	
December	4,641	
January	5,260	
February	5,641	
March	6,224	
April	6,553	
May	6,568	
June	6,568	

QUALITY

	Quantity	Base Number	Contract	AT	Region	England
% of FP17s for the same patient ID Re-attending within 3 months - Children	38	338	11.2%	11.5%	12.1%	11.5%
% of FP17s for the same patient ID Re-attending within 3 months - Adults	155	859	18.0%	16.1%	15.6%	15.4%
% of FP17s for the same patient ID Re-attending between 3 & 9 months - Children	205	338	60.7%	59.3%	61.2%	59.7%
% of FP17s for the same patient ID Re-attending between 3 & 9 months - Adults	421	859	49.0%	51.9%	54.3%	51.7%
% of FP17s for Band 1 Urgent Courses	98	1,084	9.0%	10.4%	9.1%	9.2%
% of FP17s Relating to Free Repair or Replacements	6	1,084	0.6%	0.8%	0.9%	0.7%
% of FP17s Relating to Continuations	21	1,084	1.9%	0.8%	1.0%	0.8%
% of Patients satisfied with the dentistry they have received	0	1	N/A	92.3%	94.4%	93.5%
% of Patients satisfied with the time they had to wait for an appointment	1	1	N/A	87.3%	88.1%	87.4%

* This is based on patients treated on this contract for their most recent course of treatment. Figures in italics indicate the base number of FP17s or Patient Questionnaire responses are less than 100. N/A is shown where the base number of responses is less than 10 during the period. % is calculated as Quantity/Base number*100

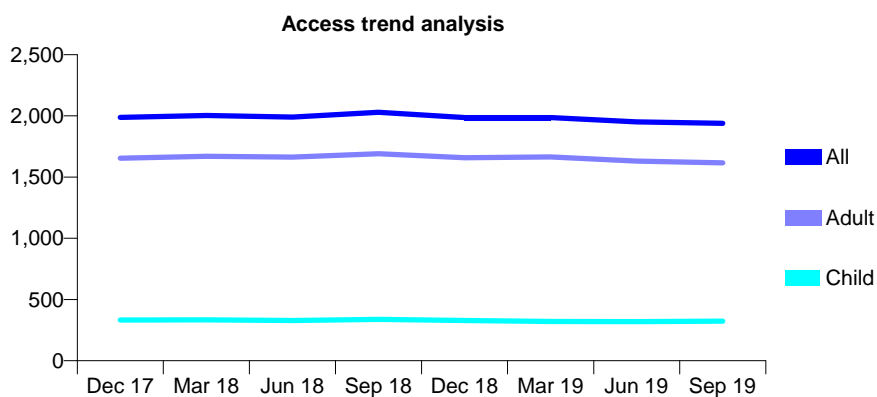
Q46 - Vital Signs At a Glance Contract Report for 116440/0001 - September 2019

Name or company name	MS SJ STRASS
Contract type name	GDS Contract
Purpose of contract	General
Contract start date	01/04/2006
Contract end date	

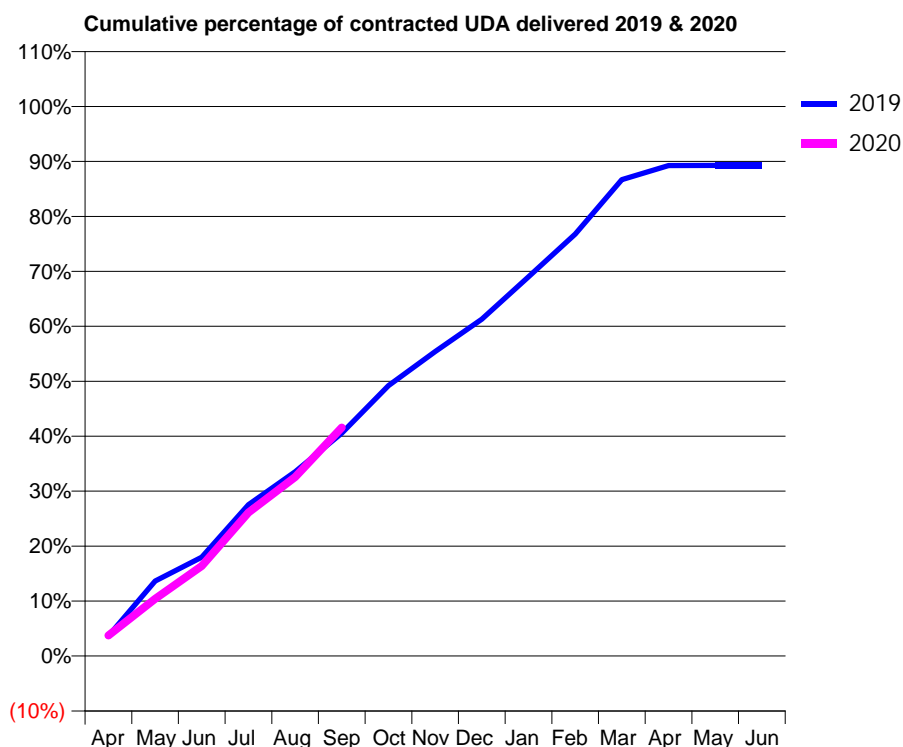
19/20 Contracted general activity (UDA)	7,202
Carry forward general activity (UDA)	0
19/20 Contracted orthodontic activity (UOA)	0
Carry forward orthodontic activity (UOA)	0
Baseline contract value	£173,731.11

ACCESS*

Patients seen in 24 months	Total	Change since previous quarter
Quarter ending September 2018	2,029	
Quarter ending December 2018	1,986	↓
Quarter ending March 2019	1,986	→
Quarter ending June 2019	1,950	↓
Quarter ending September 2019	1,939	→
Variance since September 2018	(4.4%)	↓



ACTIVITY



Month	Adjusted Scheduled Activity (UDA)	
	2019	2020
April	264	271
May	983	751
June	1,296	1,181
July	1,982	1,882
August	2,416	2,346
September	2,921	2,994
October	3,544	
November	3,991	
December	4,414	
January	4,970	
February	5,530	
March	6,244	
April	6,428	
May	6,429	
June	6,430	

QUALITY

	Quantity	Base Number	Contract	AT	Region	England
% of FP17s for the same patient ID Re-attending within 3 months - Children	41	282	14.5%	11.5%	12.1%	11.5%
% of FP17s for the same patient ID Re-attending within 3 months - Adults	215	1,382	15.6%	16.1%	15.6%	15.4%
% of FP17s for the same patient ID Re-attending between 3 & 9 months - Children	177	282	62.8%	59.3%	61.2%	59.7%
% of FP17s for the same patient ID Re-attending between 3 & 9 months - Adults	923	1,382	66.8%	51.9%	54.3%	51.7%
% of FP17s for Band 1 Urgent Courses	77	1,571	4.9%	10.4%	9.1%	9.2%
% of FP17s Relating to Free Repair or Replacements	16	1,571	1.0%	0.8%	0.9%	0.7%
% of FP17s Relating to Continuations	18	1,571	1.1%	0.8%	1.0%	0.8%
% of Patients satisfied with the dentistry they have received	1	1	N/A	92.3%	94.4%	93.5%
% of Patients satisfied with the time they had to wait for an appointment	1	1	N/A	87.3%	88.1%	87.4%

* This is based on patients treated on this contract for their most recent course of treatment. Figures in italics indicate the base number of FP17s or Patient Questionnaire responses are less than 100. N/A is shown where the base number of responses is less than 10 during the period. % is calculated as Quantity/Base number*100

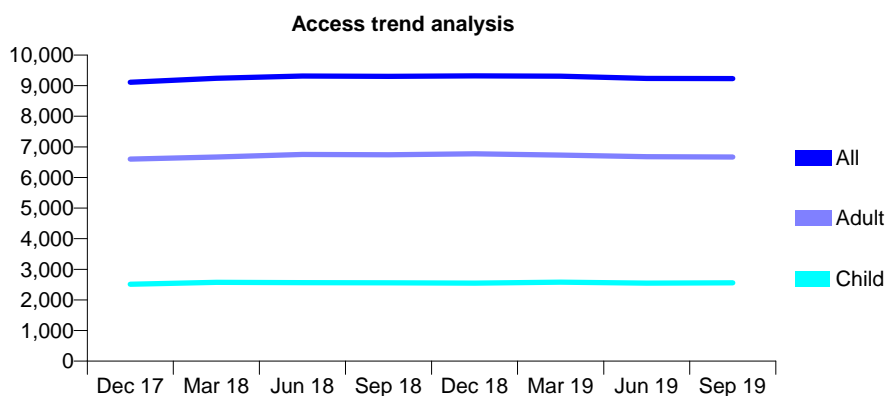
Q46 - Vital Signs At a Glance Contract Report for 116580/0001 - September 2019

Name or company name	Drake Dental Practice
Contract type name	GDS Contract
Purpose of contract	General
Contract start date	01/04/2014
Contract end date	

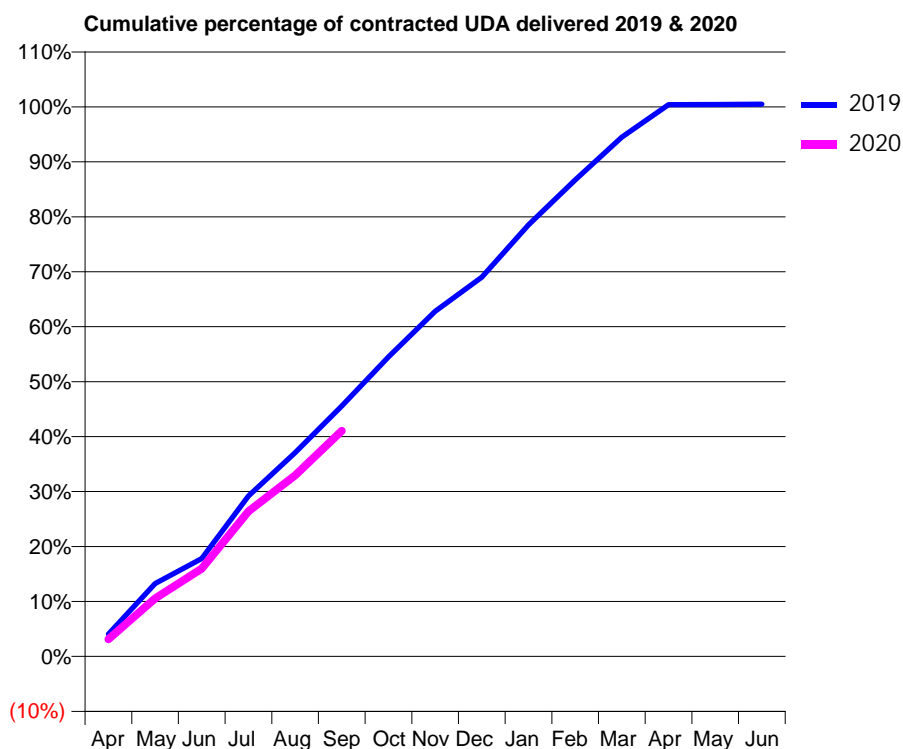
19/20 Contracted general activity (UDA)	32,499
Carry forward general activity (UDA)	0
19/20 Contracted orthodontic activity (UOA)	0
Carry forward orthodontic activity (UOA)	0
Baseline contract value	£852,483.53

ACCESS*

Patients seen in 24 months	Total	Change since previous quarter
Quarter ending September 2018	9,304	
Quarter ending December 2018	9,323	→
Quarter ending March 2019	9,308	→
Quarter ending June 2019	9,236	→
Quarter ending September 2019	9,231	→
Variance since September 2018	(0.8%)	→



ACTIVITY



Month	Adjusted Scheduled Activity (UDA)	
	2019	2020
April	1,237	1,018
May	4,048	3,436
June	5,437	5,193
July	8,905	8,574
August	11,313	10,717
September	13,899	13,341
October	16,618	
November	19,152	
December	21,048	
January	23,957	
February	26,445	
March	28,816	
April	30,623	
May	30,630	
June	30,642	

QUALITY

	Quantity	Base Number	Contract	AT	Region	England
% of FP17s for the same patient ID Re-attending within 3 months - Children	208	2,349	8.9%	11.5%	12.1%	11.5%
% of FP17s for the same patient ID Re-attending within 3 months - Adults	814	5,415	15.0%	16.1%	15.6%	15.4%
% of FP17s for the same patient ID Re-attending between 3 & 9 months - Children	1,549	2,349	65.9%	59.3%	61.2%	59.7%
% of FP17s for the same patient ID Re-attending between 3 & 9 months - Adults	3,390	5,415	62.6%	51.9%	54.3%	51.7%
% of FP17s for Band 1 Urgent Courses	710	6,866	10.3%	10.4%	9.1%	9.2%
% of FP17s Relating to Free Repair or Replacements	76	6,866	1.1%	0.8%	0.9%	0.7%
% of FP17s Relating to Continuations	30	6,866	0.4%	0.8%	1.0%	0.8%
% of Patients satisfied with the dentistry they have received	2	2	N/A	92.3%	94.4%	93.5%
% of Patients satisfied with the time they had to wait for an appointment	2	2	N/A	87.3%	88.1%	87.4%

* This is based on patients treated on this contract for their most recent course of treatment. Figures in italics indicate the base number of FP17s or Patient Questionnaire responses are less than 100. N/A is shown where the base number of responses is less than 10 during the period. % is calculated as Quantity/Base number*100

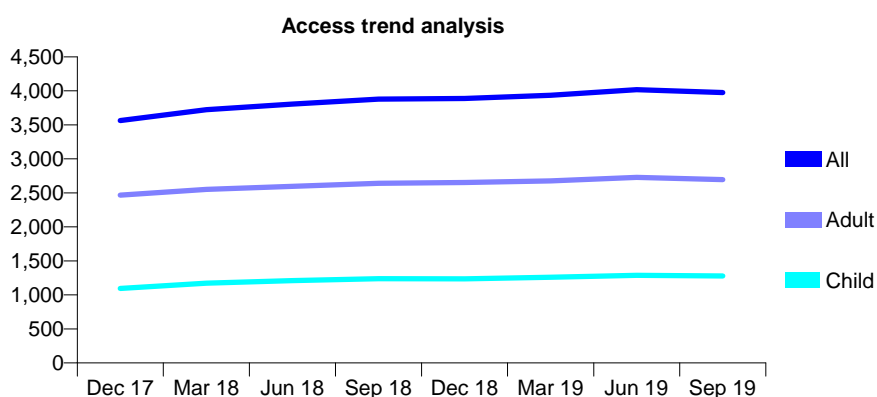
Q46 - Vital Signs At a Glance Contract Report for 116696/0001 - September 2019

Name or company name	Fallowfield (No.1)Limited
Contract type name	GDS Contract
Purpose of contract	General
Contract start date	01/11/2007
Contract end date	

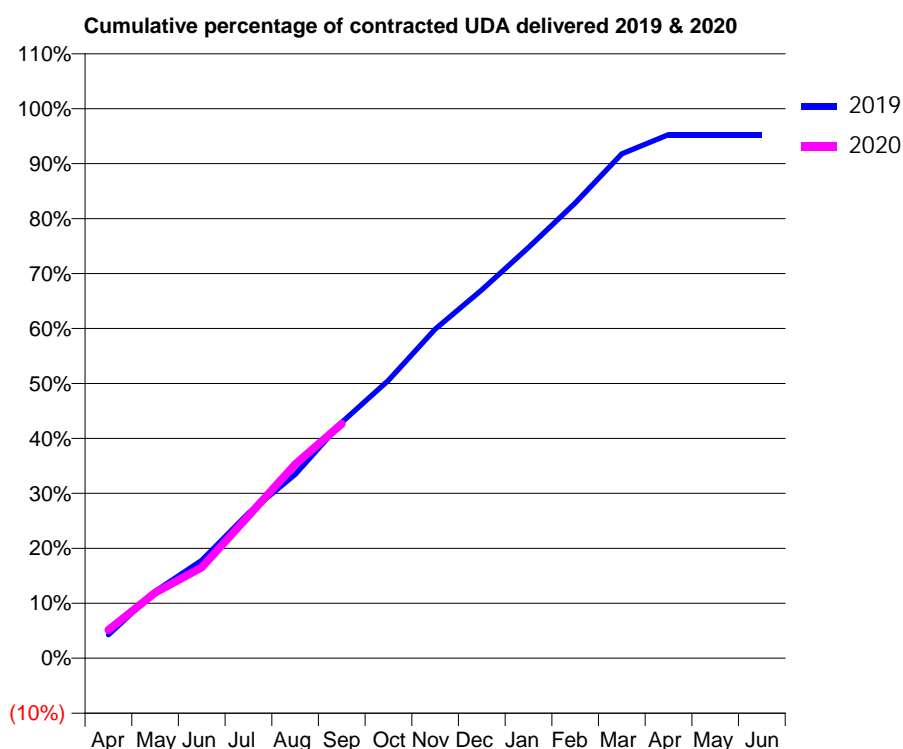
19/20 Contracted general activity (UDA)	13,084
Carry forward general activity (UDA)	0
19/20 Contracted orthodontic activity (UOA)	0
Carry forward orthodontic activity (UOA)	0
Baseline contract value	£456,415.62

ACCESS*

Patients seen in 24 months	Total	Change since previous quarter
Quarter ending September 2018	3,879	
Quarter ending December 2018	3,887	→
Quarter ending March 2019	3,937	→
Quarter ending June 2019	4,018	↑
Quarter ending September 2019	3,976	↓
Variance since September 2018	2.5%	↑



ACTIVITY



Month	2019	2020
April	559	674
May	1,593	1,560
June	2,333	2,165
July	3,453	3,390
August	4,378	4,614
September	5,614	5,581
October	6,618	
November	7,833	
December	8,769	
January	9,780	
February	10,837	
March	12,006	
April	12,463	
May	12,463	
June	12,463	

QUALITY

	Quantity	Base Number	Contract	AT	Region	England
% of FP17s for the same patient ID Re-attending within 3 months - Children	74	812	9.1%	11.5%	12.1%	11.5%
% of FP17s for the same patient ID Re-attending within 3 months - Adults	372	1,832	20.3%	16.1%	15.6%	15.4%
% of FP17s for the same patient ID Re-attending between 3 & 9 months - Children	402	812	49.5%	59.3%	61.2%	59.7%
% of FP17s for the same patient ID Re-attending between 3 & 9 months - Adults	862	1,832	47.1%	51.9%	54.3%	51.7%
% of FP17s for Band 1 Urgent Courses	291	2,450	11.9%	10.4%	9.1%	9.2%
% of FP17s Relating to Free Repair or Replacements	19	2,450	0.8%	0.8%	0.9%	0.7%
% of FP17s Relating to Continuations	34	2,450	1.4%	0.8%	1.0%	0.8%
% of Patients satisfied with the dentistry they have received	1	1	N/A	92.3%	94.4%	93.5%
% of Patients satisfied with the time they had to wait for an appointment	0	1	N/A	87.3%	88.1%	87.4%

* This is based on patients treated on this contract for their most recent course of treatment.

Figures in italics indicate the base number of FP17s or Patient Questionnaire responses are less than 100. N/A is shown where the base number of responses is less than 10 during the period. % is calculated as Quantity/Base number*100

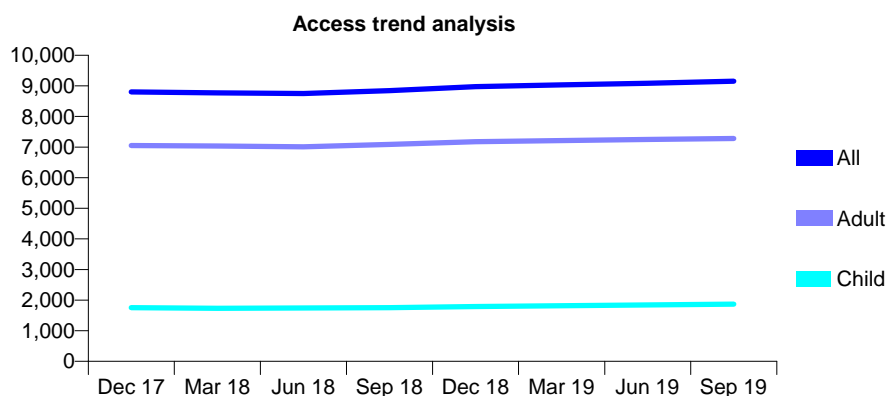
Q46 - Vital Signs At a Glance Contract Report for 117080/0001 - September 2019

Name or company name	Jefferies Reed & Associates
Contract type name	GDS Contract
Purpose of contract	General
Contract start date	01/04/2006
Contract end date	

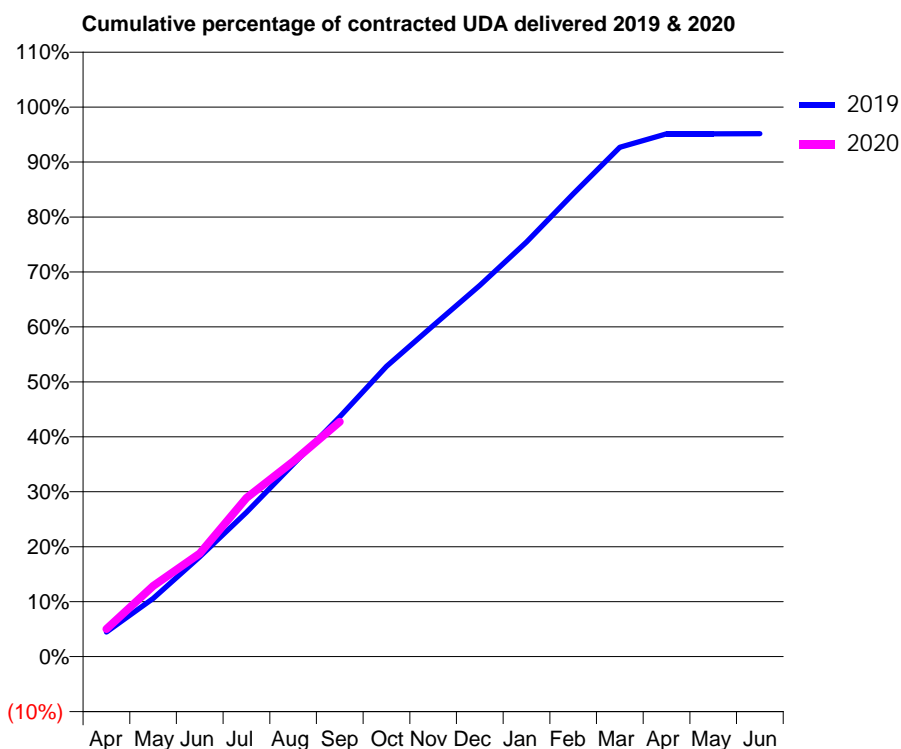
19/20 Contracted general activity (UDA)	28,152
Carry forward general activity (UDA)	0
19/20 Contracted orthodontic activity (UOA)	0
Carry forward orthodontic activity (UOA)	0
Baseline contract value	£872,615.12

ACCESS*

Patients seen in 24 months	Total	Change since previous quarter
Quarter ending September 2018	8,842	
Quarter ending December 2018	8,974	→
Quarter ending March 2019	9,032	→
Quarter ending June 2019	9,087	→
Quarter ending September 2019	9,153	→
Variance since September 2018	3.5%	↑



ACTIVITY



Month	Adjusted Scheduled Activity (UDA)	
	2019	2020
April	1,258	1,416
May	2,983	3,615
June	5,114	5,284
July	7,392	8,129
August	9,850	10,001
September	12,287	12,034
October	14,866	
November	16,962	
December	19,014	
January	21,234	
February	23,709	
March	26,093	
April	26,779	
May	26,780	
June	26,788	

QUALITY

	Quantity	Base Number	Contract	AT	Region	England
% of FP17s for the same patient ID Re-attending within 3 months - Children	63	1,372	4.6%	11.5%	12.1%	11.5%
% of FP17s for the same patient ID Re-attending within 3 months - Adults	611	5,455	11.2%	16.1%	15.6%	15.4%
% of FP17s for the same patient ID Re-attending between 3 & 9 months - Children	886	1,372	64.6%	59.3%	61.2%	59.7%
% of FP17s for the same patient ID Re-attending between 3 & 9 months - Adults	3,669	5,455	67.3%	51.9%	54.3%	51.7%
% of FP17s for Band 1 Urgent Courses	302	6,451	4.7%	10.4%	9.1%	9.2%
% of FP17s Relating to Free Repair or Replacements	29	6,451	0.4%	0.8%	0.9%	0.7%
% of FP17s Relating to Continuations	123	6,451	1.9%	0.8%	1.0%	0.8%
% of Patients satisfied with the dentistry they have received	1	1	N/A	92.3%	94.4%	93.5%
% of Patients satisfied with the time they had to wait for an appointment	1	1	N/A	87.3%	88.1%	87.4%

* This is based on patients treated on this contract for their most recent course of treatment. Figures in italics indicate the base number of FP17s or Patient Questionnaire responses are less than 100. N/A is shown where the base number of responses is less than 10 during the period. % is calculated as Quantity/Base number*100

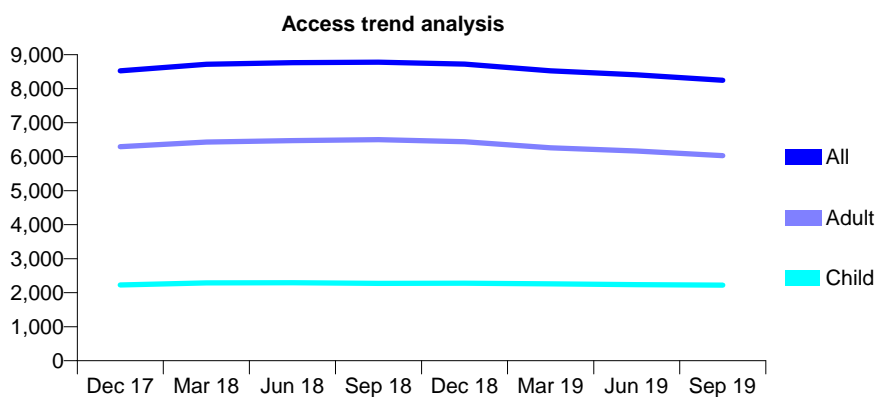
Q46 - Vital Signs At a Glance Contract Report for 118311/0001 - September 2019

Name or company name	Bryn Street Dental Clinic Ltd
Contract type name	GDS Contract
Purpose of contract	General
Contract start date	01/10/2008
Contract end date	

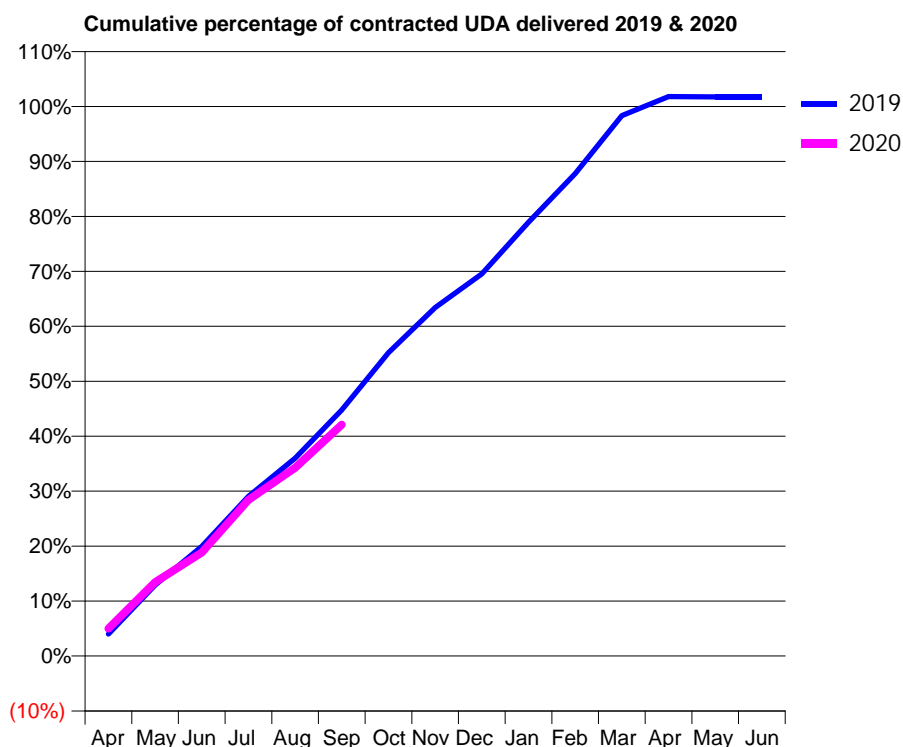
19/20 Contracted general activity (UDA)	24,515
Carry forward general activity (UDA)	0
19/20 Contracted orthodontic activity (UOA)	0
Carry forward orthodontic activity (UOA)	0
Baseline contract value	£658,054.50

ACCESS*

Patients seen in 24 months	Total	Change since previous quarter
Quarter ending September 2018	8,777	
Quarter ending December 2018	8,722	→
Quarter ending March 2019	8,523	↓
Quarter ending June 2019	8,405	↓
Quarter ending September 2019	8,250	↓
Variance since September 2018	(6.0%)	↓



ACTIVITY



Month	Adjusted Scheduled Activity (UDA)	
	2019	2020
April	984	1,225
May	3,169	3,293
June	4,884	4,618
July	7,122	6,960
August	8,832	8,396
September	10,977	10,321
October	13,530	
November	15,546	
December	17,048	
January	19,352	
February	21,522	
March	24,106	
April	24,950	
May	24,942	
June	24,942	

QUALITY

	Quantity	Base Number	Contract	AT	Region	England
% of FP17s for the same patient ID Re-attending within 3 months - Children	214	1,957	10.9%	11.5%	12.1%	11.5%
% of FP17s for the same patient ID Re-attending within 3 months - Adults	770	4,314	17.8%	16.1%	15.6%	15.4%
% of FP17s for the same patient ID Re-attending between 3 & 9 months - Children	1,355	1,957	69.2%	59.3%	61.2%	59.7%
% of FP17s for the same patient ID Re-attending between 3 & 9 months - Adults	2,373	4,314	55.0%	51.9%	54.3%	51.7%
% of FP17s for Band 1 Urgent Courses	701	5,830	12.0%	10.4%	9.1%	9.2%
% of FP17s Relating to Free Repair or Replacements	73	5,830	1.3%	0.8%	0.9%	0.7%
% of FP17s Relating to Continuations	36	5,830	0.6%	0.8%	1.0%	0.8%
% of Patients satisfied with the dentistry they have received	0	0	N/A	92.3%	94.4%	93.5%
% of Patients satisfied with the time they had to wait for an appointment	0	0	N/A	87.3%	88.1%	87.4%

* This is based on patients treated on this contract for their most recent course of treatment. Figures in italics indicate the base number of FP17s or Patient Questionnaire responses are less than 100. N/A is shown where the base number of responses is less than 10 during the period. % is calculated as Quantity/Base number*100

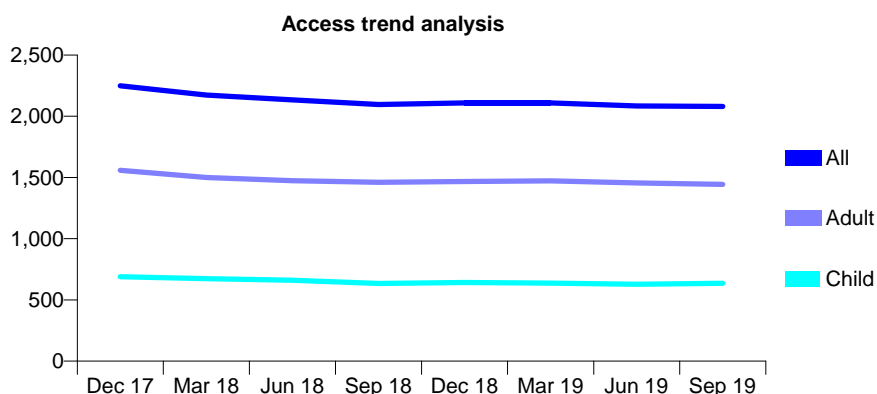
Q46 - Vital Signs At a Glance Contract Report for 118540/0001 - September 2019

Name or company name	Birchfields Family Dental Care
Contract type name	GDS Contract
Purpose of contract	General
Contract start date	01/07/2012
Contract end date	

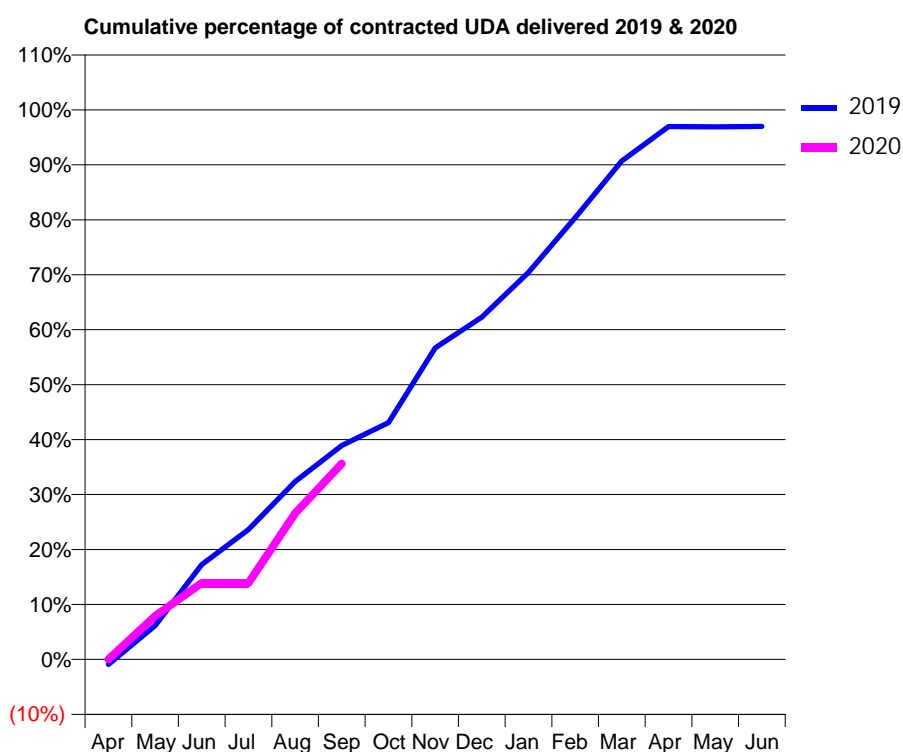
19/20 Contracted general activity (UDA)	7,428
Carry forward general activity (UDA)	0
19/20 Contracted orthodontic activity (UOA)	0
Carry forward orthodontic activity (UOA)	0
Baseline contract value	£259,097.98

ACCESS*

Patients seen in 24 months	Total	Change since previous quarter
Quarter ending September 2018	2,096	
Quarter ending December 2018	2,110	→
Quarter ending March 2019	2,109	→
Quarter ending June 2019	2,084	↓
Quarter ending September 2019	2,080	→
Variance since September 2018	(0.8%)	→



ACTIVITY



Month	Adjusted Scheduled Activity (UDA)	
	2019	2020
April	-70	0
May	459	587
June	1,282	1,034
July	1,754	1,034
August	2,404	1,977
September	2,893	2,647
October	3,200	
November	4,211	
December	4,626	
January	5,232	
February	5,970	
March	6,736	
April	7,202	
May	7,198	
June	7,203	

QUALITY

	Quantity	Base Number	Contract	AT	Region	England
% of FP17s for the same patient ID Re-attending within 3 months - Children	42	457	9.2%	11.5%	12.1%	11.5%
% of FP17s for the same patient ID Re-attending within 3 months - Adults	117	887	13.2%	16.1%	15.6%	15.4%
% of FP17s for the same patient ID Re-attending between 3 & 9 months - Children	286	457	62.6%	59.3%	61.2%	59.7%
% of FP17s for the same patient ID Re-attending between 3 & 9 months - Adults	573	887	64.6%	51.9%	54.3%	51.7%
% of FP17s for Band 1 Urgent Courses	81	1,189	6.8%	10.4%	9.1%	9.2%
% of FP17s Relating to Free Repair or Replacements	10	1,189	0.8%	0.8%	0.9%	0.7%
% of FP17s Relating to Continuations	5	1,189	0.4%	0.8%	1.0%	0.8%
% of Patients satisfied with the dentistry they have received	1	1	N/A	92.3%	94.4%	93.5%
% of Patients satisfied with the time they had to wait for an appointment	1	1	N/A	87.3%	88.1%	87.4%

* This is based on patients treated on this contract for their most recent course of treatment. Figures in italics indicate the base number of FP17s or Patient Questionnaire responses are less than 100. N/A is shown where the base number of responses is less than 10 during the period. % is calculated as Quantity/Base number*100

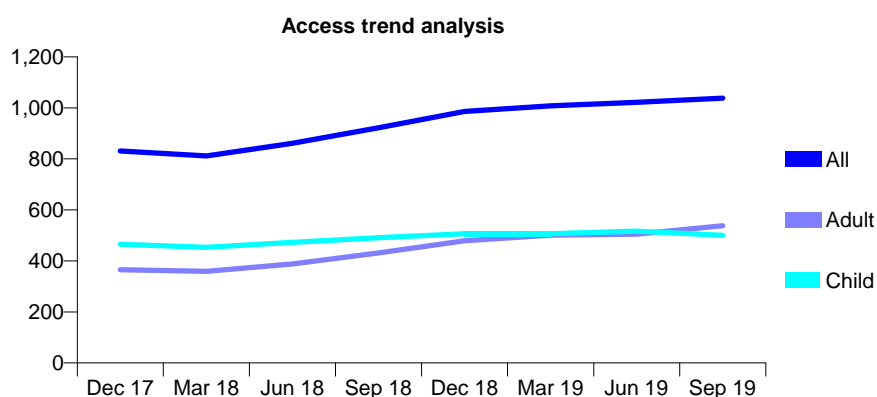
Q46 - Vital Signs At a Glance Contract Report for 119741/0001 - September 2019

Name or company name	32 Whites - Church Lane
Contract type name	GDS Contract
Purpose of contract	General
Contract start date	01/04/2006
Contract end date	

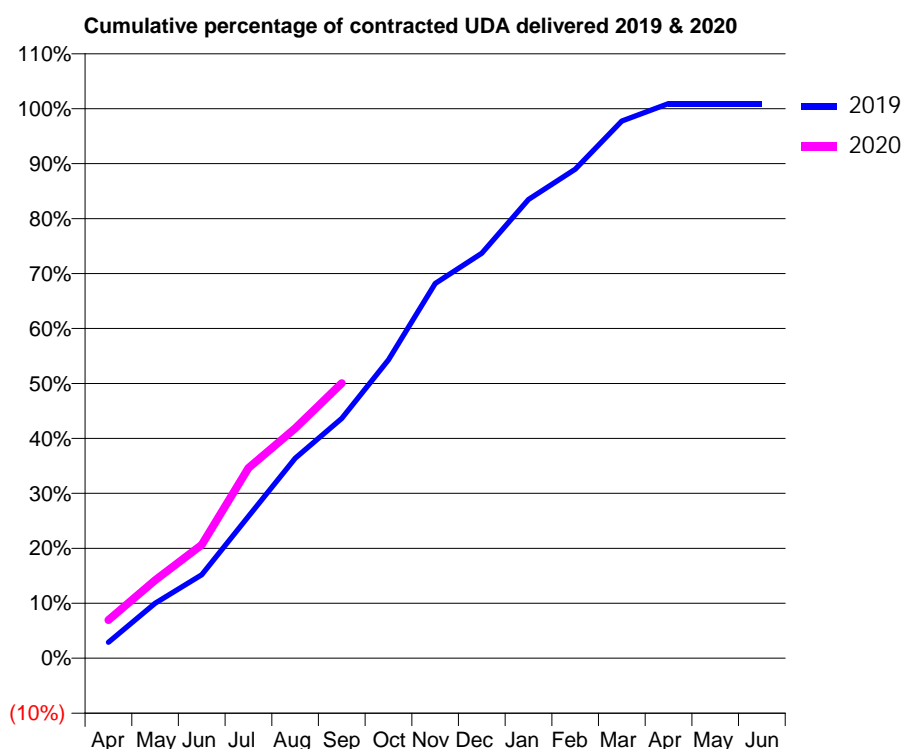
19/20 Contracted general activity (UDA)	2,800
Carry forward general activity (UDA)	0
19/20 Contracted orthodontic activity (UOA)	0
Carry forward orthodontic activity (UOA)	0
Baseline contract value	£61,973.58

ACCESS*

Patients seen in 24 months	Total	Change since previous quarter
Quarter ending September 2018	922	
Quarter ending December 2018	986	↑
Quarter ending March 2019	1,008	↑
Quarter ending June 2019	1,022	→
Quarter ending September 2019	1,038	→
Variance since September 2018	12.6%	↑



ACTIVITY



Month	2019	2020
April	81	195
May	280	398
June	425	578
July	723	970
August	1,019	1,172
September	1,222	1,402
October	1,520	
November	1,910	
December	2,063	
January	2,337	
February	2,491	
March	2,737	
April	2,826	
May	2,826	
June	2,826	

QUALITY

	Quantity	Base Number	Contract	AT	Region	England
% of FP17s for the same patient ID Re-attending within 3 months - Children	20	424	4.7%	11.5%	12.1%	11.5%
% of FP17s for the same patient ID Re-attending within 3 months - Adults	44	395	11.1%	16.1%	15.6%	15.4%
% of FP17s for the same patient ID Re-attending between 3 & 9 months - Children	309	424	72.9%	59.3%	61.2%	59.7%
% of FP17s for the same patient ID Re-attending between 3 & 9 months - Adults	244	395	61.8%	51.9%	54.3%	51.7%
% of FP17s for Band 1 Urgent Courses	23	749	3.1%	10.4%	9.1%	9.2%
% of FP17s Relating to Free Repair or Replacements	1	749	0.1%	0.8%	0.9%	0.7%
% of FP17s Relating to Continuations	15	749	2.0%	0.8%	1.0%	0.8%
% of Patients satisfied with the dentistry they have received	0	0	N/A	92.3%	94.4%	93.5%
% of Patients satisfied with the time they had to wait for an appointment	0	0	N/A	87.3%	88.1%	87.4%

* This is based on patients treated on this contract for their most recent course of treatment.

Figures in italics indicate the base number of FP17s or Patient Questionnaire responses are less than 100. N/A is shown where the base number of responses is less than 10 during the period. % is calculated as Quantity/Base number*100

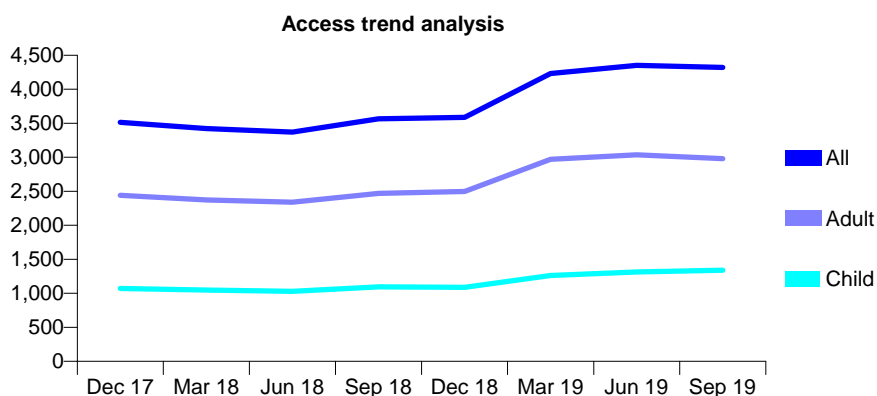
Q46 - Vital Signs At a Glance Contract Report for 120162/0001 - September 2019

Name or company name	Confidential Solutions Ltd
Contract type name	GDS Contract
Purpose of contract	General
Contract start date	01/12/2013
Contract end date	

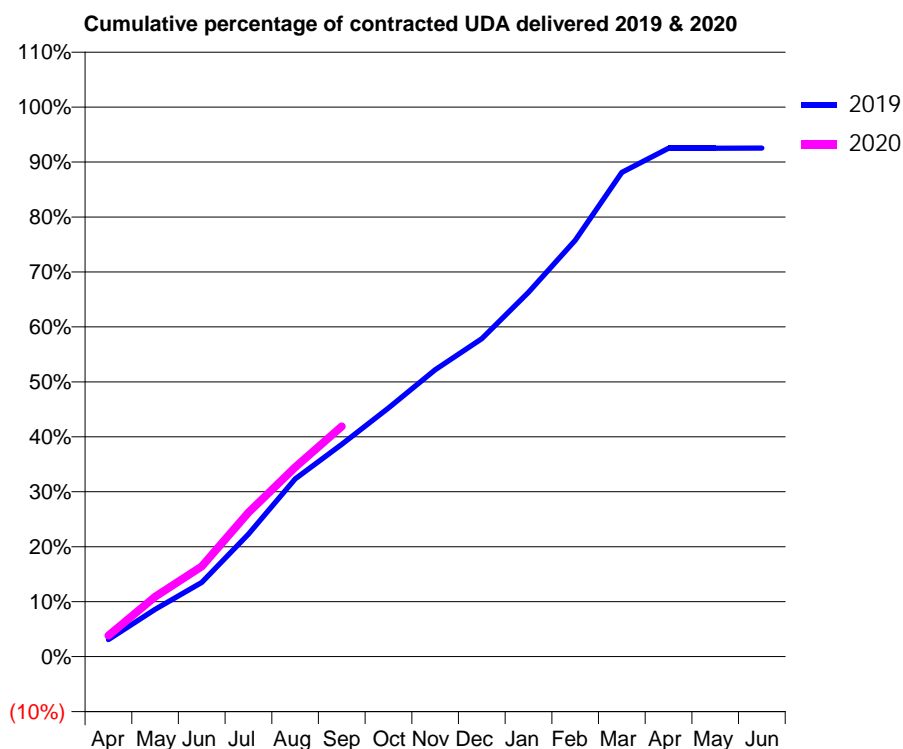
19/20 Contracted general activity (UDA)	12,935
Carry forward general activity (UDA)	0
19/20 Contracted orthodontic activity (UOA)	0
Carry forward orthodontic activity (UOA)	0
Baseline contract value	£317,809.17

ACCESS*

Patients seen in 24 months	Total	Change since previous quarter
Quarter ending September 2018	3,565	
Quarter ending December 2018	3,588	→
Quarter ending March 2019	4,233	↑
Quarter ending June 2019	4,351	↑
Quarter ending September 2019	4,320	→
Variance since September 2018	21.2%	↑



ACTIVITY



Month	Adjusted Scheduled Activity (UDA)	
	2019	2020
April	402	499
May	1,112	1,412
June	1,748	2,123
July	2,884	3,393
August	4,183	4,458
September	4,998	5,418
October	5,852	
November	6,755	
December	7,486	
January	8,578	
February	9,802	
March	11,397	
April	11,964	
May	11,968	
June	11,969	

QUALITY

	Quantity	Base Number	Contract	AT	Region	England
% of FP17s for the same patient ID Re-attending within 3 months - Children	61	960	6.4%	11.5%	12.1%	11.5%
% of FP17s for the same patient ID Re-attending within 3 months - Adults	257	2,118	12.1%	16.1%	15.6%	15.4%
% of FP17s for the same patient ID Re-attending between 3 & 9 months - Children	479	960	49.9%	59.3%	61.2%	59.7%
% of FP17s for the same patient ID Re-attending between 3 & 9 months - Adults	1,159	2,118	54.7%	51.9%	54.3%	51.7%
% of FP17s for Band 1 Urgent Courses	252	2,821	8.9%	10.4%	9.1%	9.2%
% of FP17s Relating to Free Repair or Replacements	22	2,821	0.8%	0.8%	0.9%	0.7%
% of FP17s Relating to Continuations	10	2,821	0.4%	0.8%	1.0%	0.8%
% of Patients satisfied with the dentistry they have received	1	1	N/A	92.3%	94.4%	93.5%
% of Patients satisfied with the time they had to wait for an appointment	0	1	N/A	87.3%	88.1%	87.4%

* This is based on patients treated on this contract for their most recent course of treatment. Figures in italics indicate the base number of FP17s or Patient Questionnaire responses are less than 100. N/A is shown where the base number of responses is less than 10 during the period. % is calculated as Quantity/Base number*100

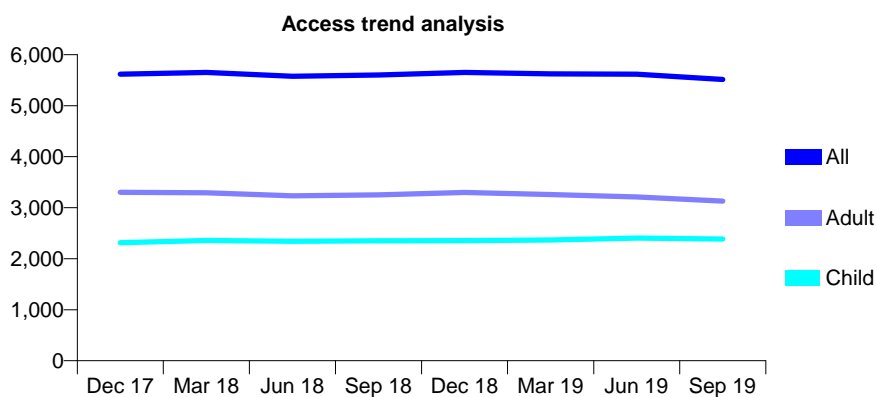
Q46 - Vital Signs At a Glance Contract Report for 121118/0001 - September 2019

Name or company name	The Tooth Place Limited
Contract type name	GDS Contract
Purpose of contract	General
Contract start date	01/08/2015
Contract end date	

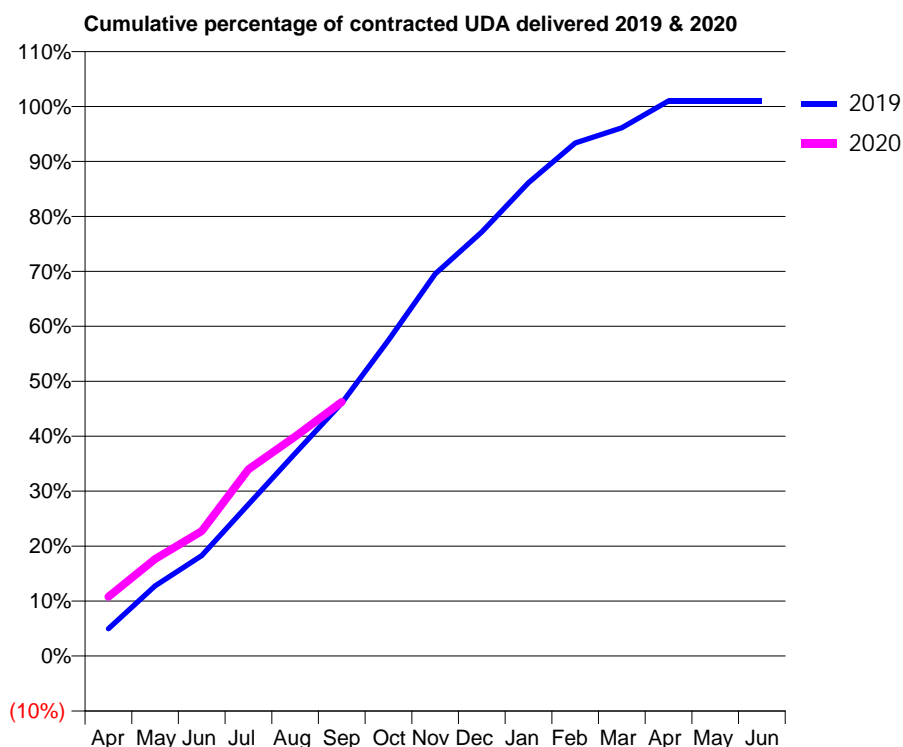
19/20 Contracted general activity (UDA)	16,195
Carry forward general activity (UDA)	0
19/20 Contracted orthodontic activity (UOA)	0
Carry forward orthodontic activity (UOA)	0
Baseline contract value	£558,627.00

ACCESS*

Patients seen in 24 months	Total	Change since previous quarter
Quarter ending September 2018	5,602	
Quarter ending December 2018	5,652	→
Quarter ending March 2019	5,626	→
Quarter ending June 2019	5,616	→
Quarter ending September 2019	5,513	↓
Variance since September 2018	(1.6%)	↓



ACTIVITY



Month	Adjusted Scheduled Activity (UDA)	
	2019	2020
April	805	1,747
May	2,068	2,863
June	2,963	3,679
July	4,470	5,504
August	5,973	6,470
September	7,455	7,487
October	9,307	
November	11,263	
December	12,497	
January	13,950	
February	15,115	
March	15,564	
April	16,359	
May	16,359	
June	16,359	

QUALITY

	Quantity	Base Number	Contract	AT	Region	England
% of FP17s for the same patient ID Re-attending within 3 months - Children	206	1,949	10.6%	11.5%	12.1%	11.5%
% of FP17s for the same patient ID Re-attending within 3 months - Adults	507	2,456	20.6%	16.1%	15.6%	15.4%
% of FP17s for the same patient ID Re-attending between 3 & 9 months - Children	1,147	1,949	58.9%	59.3%	61.2%	59.7%
% of FP17s for the same patient ID Re-attending between 3 & 9 months - Adults	1,405	2,456	57.2%	51.9%	54.3%	51.7%
% of FP17s for Band 1 Urgent Courses	475	3,526	13.5%	10.4%	9.1%	9.2%
% of FP17s Relating to Free Repair or Replacements	46	3,526	1.3%	0.8%	0.9%	0.7%
% of FP17s Relating to Continuations	35	3,526	1.0%	0.8%	1.0%	0.8%
% of Patients satisfied with the dentistry they have received	2	2	N/A	92.3%	94.4%	93.5%
% of Patients satisfied with the time they had to wait for an appointment	2	2	N/A	87.3%	88.1%	87.4%

* This is based on patients treated on this contract for their most recent course of treatment. Figures in italics indicate the base number of FP17s or Patient Questionnaire responses are less than 100. N/A is shown where the base number of responses is less than 10 during the period. % is calculated as Quantity/Base number*100

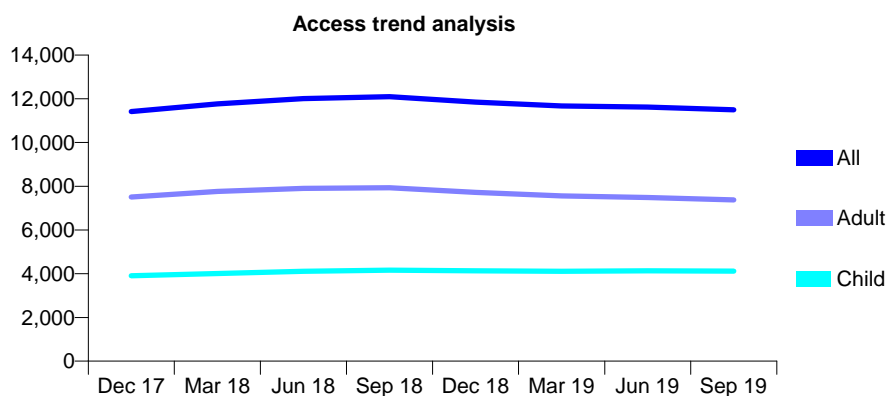
Q46 - Vital Signs At a Glance Contract Report for 121274/0001 - September 2019

Name or company name	Freshdental Practice Ltd
Contract type name	GDS Contract
Purpose of contract	General
Contract start date	01/04/2011
Contract end date	

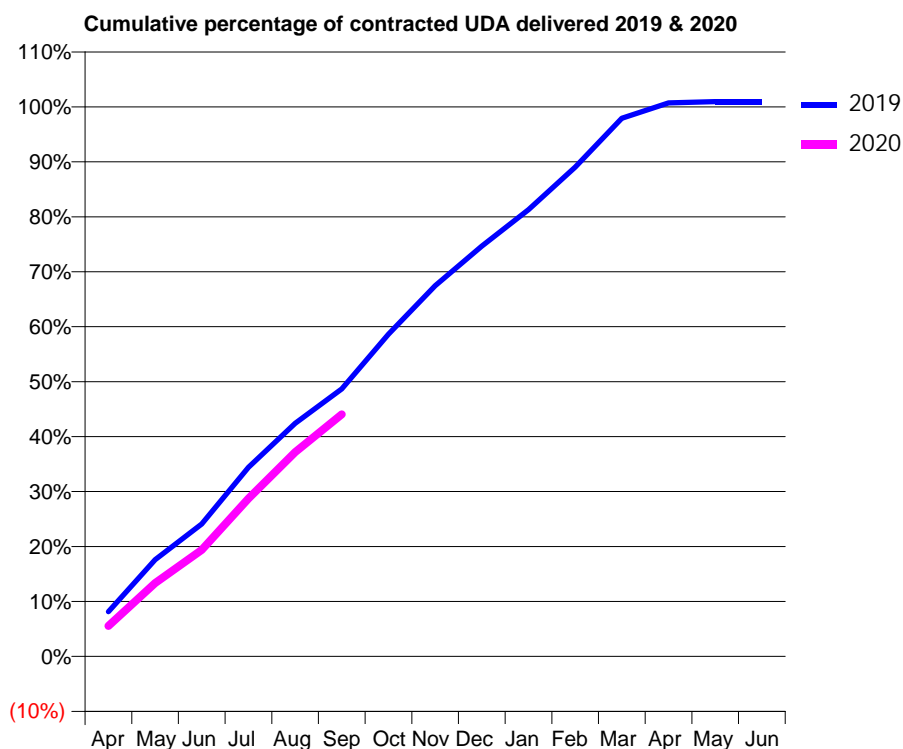
19/20 Contracted general activity (UDA)	28,724
Carry forward general activity (UDA)	0
19/20 Contracted orthodontic activity (UOA)	0
Carry forward orthodontic activity (UOA)	0
Baseline contract value	£744,617.90

ACCESS*

Patients seen in 24 months	Total	Change since previous quarter
Quarter ending September 2018	12,094	
Quarter ending December 2018	11,852	↓
Quarter ending March 2019	11,670	↓
Quarter ending June 2019	11,617	→
Quarter ending September 2019	11,498	↓
Variance since September 2018	(4.9%)	↓



ACTIVITY



Month	2019	2020
April	2,337	1,594
May	5,055	3,838
June	6,923	5,563
July	9,881	8,246
August	12,186	10,672
September	13,985	12,654
October	16,846	
November	19,382	
December	21,445	
January	23,353	
February	25,576	
March	28,128	
April	28,927	
May	28,995	
June	28,995	

QUALITY

	Quantity	Base Number	Contract	AT	Region	England
% of FP17s for the same patient ID Re-attending within 3 months - Children	456	3,686	12.4%	11.5%	12.1%	11.5%
% of FP17s for the same patient ID Re-attending within 3 months - Adults	602	4,417	13.6%	16.1%	15.6%	15.4%
% of FP17s for the same patient ID Re-attending between 3 & 9 months - Children	2,333	3,686	63.3%	59.3%	61.2%	59.7%
% of FP17s for the same patient ID Re-attending between 3 & 9 months - Adults	2,240	4,417	50.7%	51.9%	54.3%	51.7%
% of FP17s for Band 1 Urgent Courses	839	7,113	11.8%	10.4%	9.1%	9.2%
% of FP17s Relating to Free Repair or Replacements	18	7,113	0.3%	0.8%	0.9%	0.7%
% of FP17s Relating to Continuations	12	7,113	0.2%	0.8%	1.0%	0.8%
% of Patients satisfied with the dentistry they have received	1	1	N/A	92.3%	94.4%	93.5%
% of Patients satisfied with the time they had to wait for an appointment	1	1	N/A	87.3%	88.1%	87.4%

* This is based on patients treated on this contract for their most recent course of treatment. Figures in italics indicate the base number of FP17s or Patient Questionnaire responses are less than 100. N/A is shown where the base number of responses is less than 10 during the period. % is calculated as Quantity/Base number*100

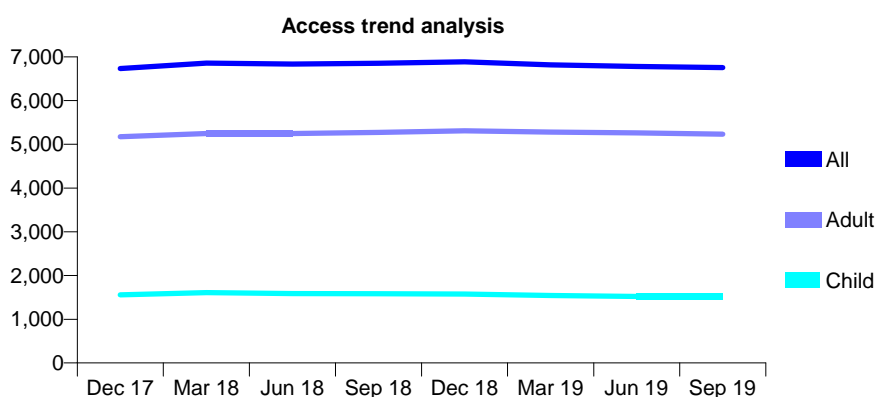
Q46 - Vital Signs At a Glance Contract Report for 122211/0001 - September 2019

Name or company name	Durgan & Ashworth Dental Care Ltd
Contract type name	GDS Contract
Purpose of contract	General
Contract start date	01/05/2007
Contract end date	

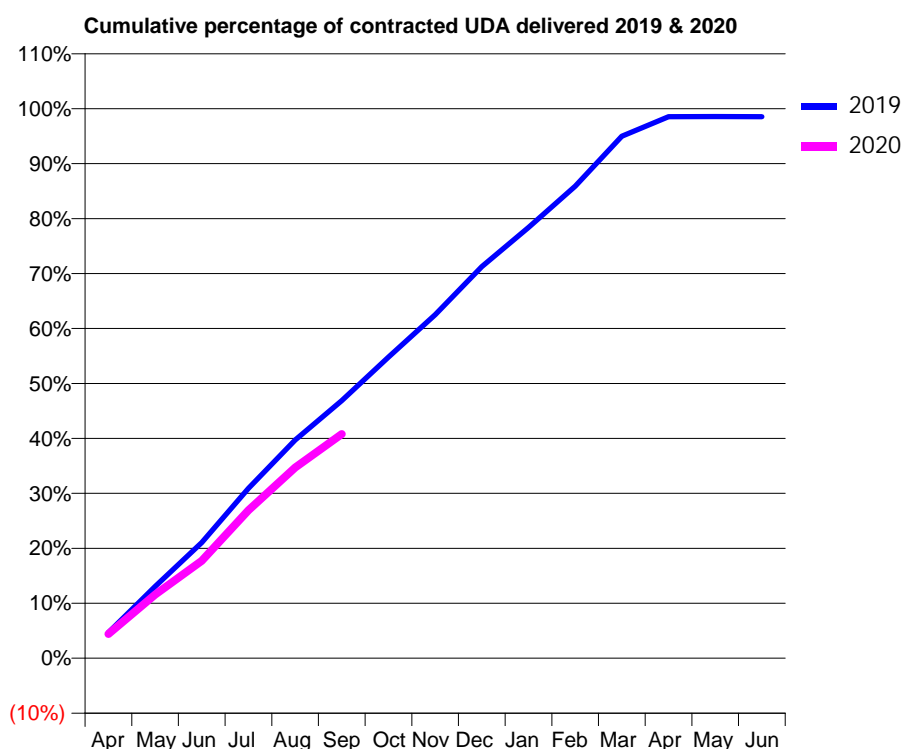
19/20 Contracted general activity (UDA)	19,207
Carry forward general activity (UDA)	0
19/20 Contracted orthodontic activity (UOA)	0
Carry forward orthodontic activity (UOA)	0
Baseline contract value	£650,901.94

ACCESS*

Patients seen in 24 months	Total	Change since previous quarter
Quarter ending September 2018	6,853	
Quarter ending December 2018	6,885	→
Quarter ending March 2019	6,819	→
Quarter ending June 2019	6,782	→
Quarter ending September 2019	6,753	→
Variance since September 2018	(1.5%)	↓



ACTIVITY



Month	2019	2020
April	896	851
May	2,508	2,227
June	4,044	3,404
July	5,939	5,171
August	7,629	6,666
September	9,001	7,832
October	10,522	
November	12,007	
December	13,688	
January	15,058	
February	16,495	
March	18,240	
April	18,928	
May	18,930	
June	18,928	

QUALITY

	Quantity	Base Number	Contract	AT	Region	England
% of FP17s for the same patient ID Re-attending within 3 months - Children	54	1,040	5.2%	11.5%	12.1%	11.5%
% of FP17s for the same patient ID Re-attending within 3 months - Adults	486	3,573	13.6%	16.1%	15.6%	15.4%
% of FP17s for the same patient ID Re-attending between 3 & 9 months - Children	579	1,040	55.7%	59.3%	61.2%	59.7%
% of FP17s for the same patient ID Re-attending between 3 & 9 months - Adults	1,910	3,573	53.5%	51.9%	54.3%	51.7%
% of FP17s for Band 1 Urgent Courses	381	4,301	8.9%	10.4%	9.1%	9.2%
% of FP17s Relating to Free Repair or Replacements	32	4,301	0.7%	0.8%	0.9%	0.7%
% of FP17s Relating to Continuations	74	4,301	1.7%	0.8%	1.0%	0.8%
% of Patients satisfied with the dentistry they have received	4	4	N/A	92.3%	94.4%	93.5%
% of Patients satisfied with the time they had to wait for an appointment	4	4	N/A	87.3%	88.1%	87.4%

* This is based on patients treated on this contract for their most recent course of treatment.

Figures in italics indicate the base number of FP17s or Patient Questionnaire responses are less than 100. N/A is shown where the base number of responses is less than 10 during the period. % is calculated as Quantity/Base number*100

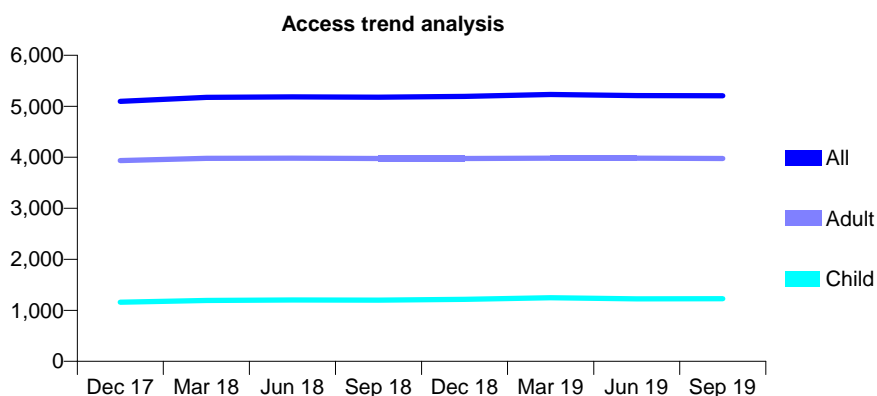
Q46 - Vital Signs At a Glance Contract Report for 123056/0001 - September 2019

Name or company name	Fletcher Fosbrook Dental Surgery
Contract type name	GDS Contract
Purpose of contract	General
Contract start date	01/04/2013
Contract end date	

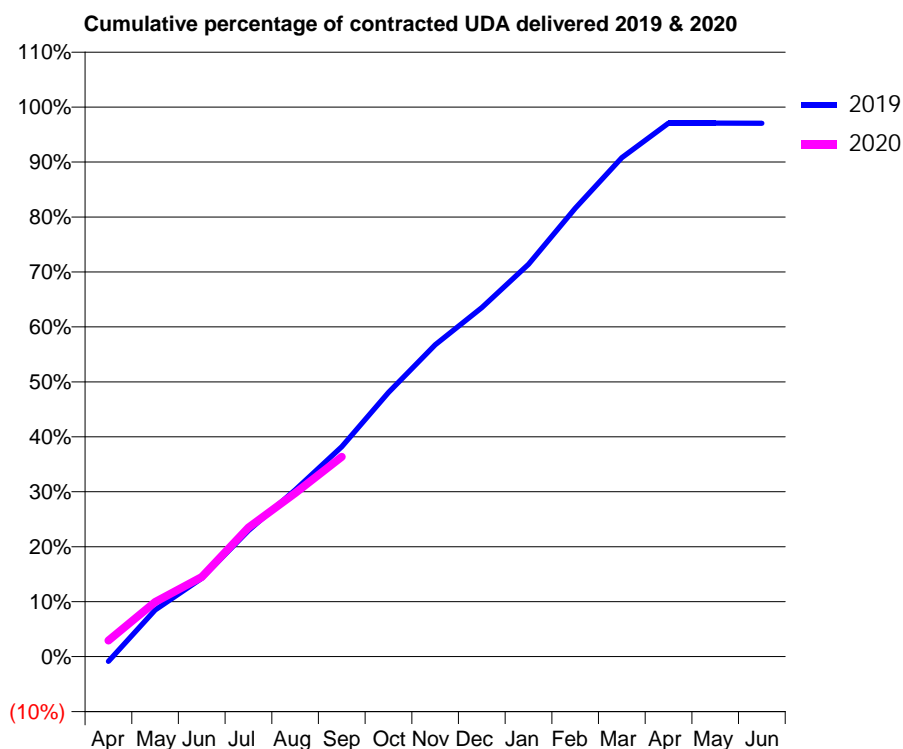
19/20 Contracted general activity (UDA)	12,364
Carry forward general activity (UDA)	0
19/20 Contracted orthodontic activity (UOA)	0
Carry forward orthodontic activity (UOA)	0
Baseline contract value	£352,875.49

ACCESS*

Patients seen in 24 months	Total	Change since previous quarter
Quarter ending September 2018	5,177	
Quarter ending December 2018	5,193	→
Quarter ending March 2019	5,229	→
Quarter ending June 2019	5,209	→
Quarter ending September 2019	5,206	→
Variance since September 2018	0.6%	→



ACTIVITY



Month	Adjusted Scheduled Activity (UDA)	
	2019	2020
April	-110	362
May	1,053	1,232
June	1,764	1,792
July	2,838	2,905
August	3,753	3,680
September	4,723	4,495
October	5,942	
November	7,016	
December	7,851	
January	8,824	
February	10,089	
March	11,225	
April	12,003	
May	12,003	
June	11,999	

QUALITY

	Quantity	Base Number	Contract	AT	Region	England
% of FP17s for the same patient ID Re-attending within 3 months - Children	28	664	4.2%	11.5%	12.1%	11.5%
% of FP17s for the same patient ID Re-attending within 3 months - Adults	188	2,250	8.4%	16.1%	15.6%	15.4%
% of FP17s for the same patient ID Re-attending between 3 & 9 months - Children	359	664	54.1%	59.3%	61.2%	59.7%
% of FP17s for the same patient ID Re-attending between 3 & 9 months - Adults	1,321	2,250	58.7%	51.9%	54.3%	51.7%
% of FP17s for Band 1 Urgent Courses	55	2,546	2.2%	10.4%	9.1%	9.2%
% of FP17s Relating to Free Repair or Replacements	8	2,546	0.3%	0.8%	0.9%	0.7%
% of FP17s Relating to Continuations	30	2,546	1.2%	0.8%	1.0%	0.8%
% of Patients satisfied with the dentistry they have received	0	0	N/A	92.3%	94.4%	93.5%
% of Patients satisfied with the time they had to wait for an appointment	0	0	N/A	87.3%	88.1%	87.4%

* This is based on patients treated on this contract for their most recent course of treatment. Figures in italics indicate the base number of FP17s or Patient Questionnaire responses are less than 100. N/A is shown where the base number of responses is less than 10 during the period. % is calculated as Quantity/Base number*100

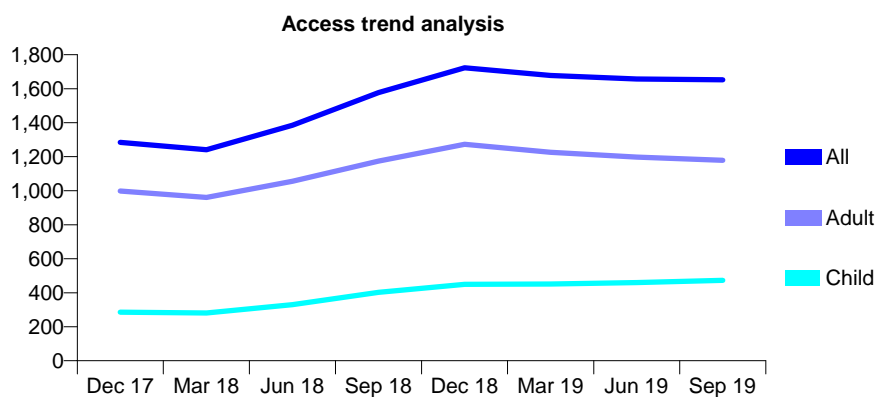
Q46 - Vital Signs At a Glance Contract Report for 124168/0001 - September 2019

Name or company name	Mr SG Ku
Contract type name	GDS Contract
Purpose of contract	General
Contract start date	01/02/2015
Contract end date	

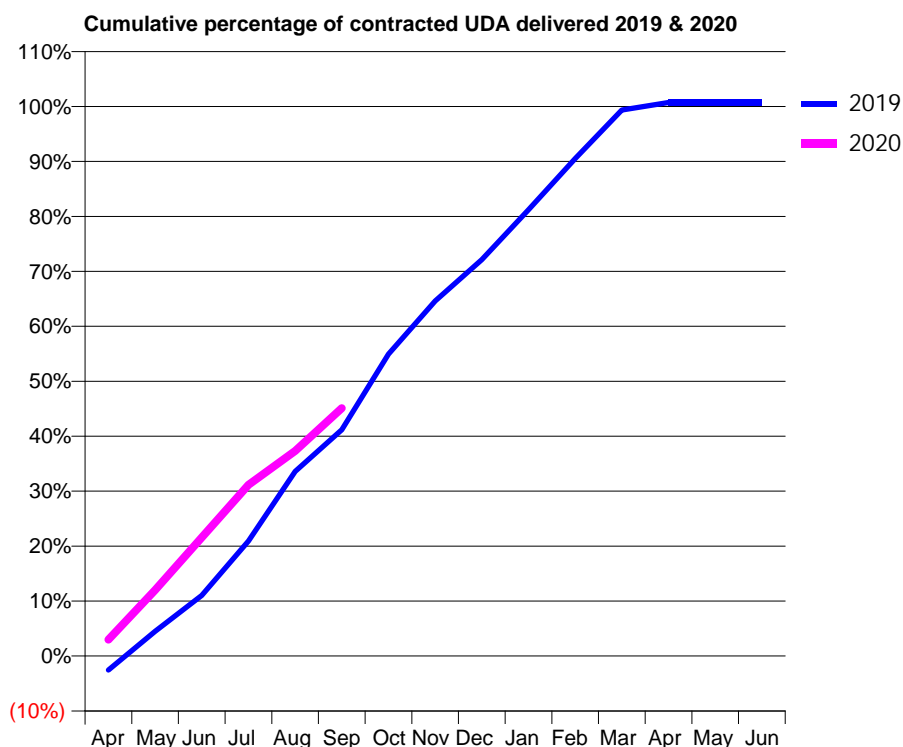
19/20 Contracted general activity (UDA)	6,208
Carry forward general activity (UDA)	0
19/20 Contracted orthodontic activity (UOA)	0
Carry forward orthodontic activity (UOA)	0
Baseline contract value	£195,942.83

ACCESS*

Patients seen in 24 months	Total	Change since previous quarter
Quarter ending September 2018	1,577	
Quarter ending December 2018	1,723	↑
Quarter ending March 2019	1,677	↓
Quarter ending June 2019	1,657	↓
Quarter ending September 2019	1,652	→
Variance since September 2018	4.8%	↑



ACTIVITY



Month	Adjusted Scheduled Activity (UDA)	
	2019	2020
April	-159	185
May	279	747
June	685	1,338
July	1,300	1,934
August	2,085	2,317
September	2,555	2,800
October	3,411	
November	4,011	
December	4,476	
January	5,042	
February	5,620	
March	6,168	
April	6,252	
May	6,252	
June	6,252	

QUALITY

	Quantity	Base Number	Contract	AT	Region	England
% of FP17s for the same patient ID Re-attending within 3 months - Children	24	355	6.8%	11.5%	12.1%	11.5%
% of FP17s for the same patient ID Re-attending within 3 months - Adults	53	734	7.2%	16.1%	15.6%	15.4%
% of FP17s for the same patient ID Re-attending between 3 & 9 months - Children	220	355	62.0%	59.3%	61.2%	59.7%
% of FP17s for the same patient ID Re-attending between 3 & 9 months - Adults	514	734	70.0%	51.9%	54.3%	51.7%
% of FP17s for Band 1 Urgent Courses	66	1,063	6.2%	10.4%	9.1%	9.2%
% of FP17s Relating to Free Repair or Replacements	0	1,063	0.0%	0.8%	0.9%	0.7%
% of FP17s Relating to Continuations	0	1,063	0.0%	0.8%	1.0%	0.8%
% of Patients satisfied with the dentistry they have received	1	1	N/A	92.3%	94.4%	93.5%
% of Patients satisfied with the time they had to wait for an appointment	1	1	N/A	87.3%	88.1%	87.4%

* This is based on patients treated on this contract for their most recent course of treatment. Figures in italics indicate the base number of FP17s or Patient Questionnaire responses are less than 100. N/A is shown where the base number of responses is less than 10 during the period. % is calculated as Quantity/Base number*100

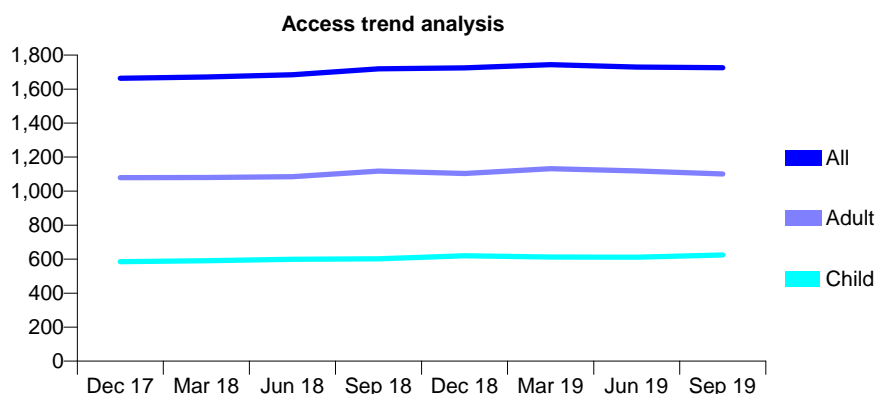
Q46 - Vital Signs At a Glance Contract Report for 124257/0001 - September 2019

Name or company name	East Road Care Ltd.
Contract type name	GDS Contract
Purpose of contract	General
Contract start date	07/02/2007
Contract end date	

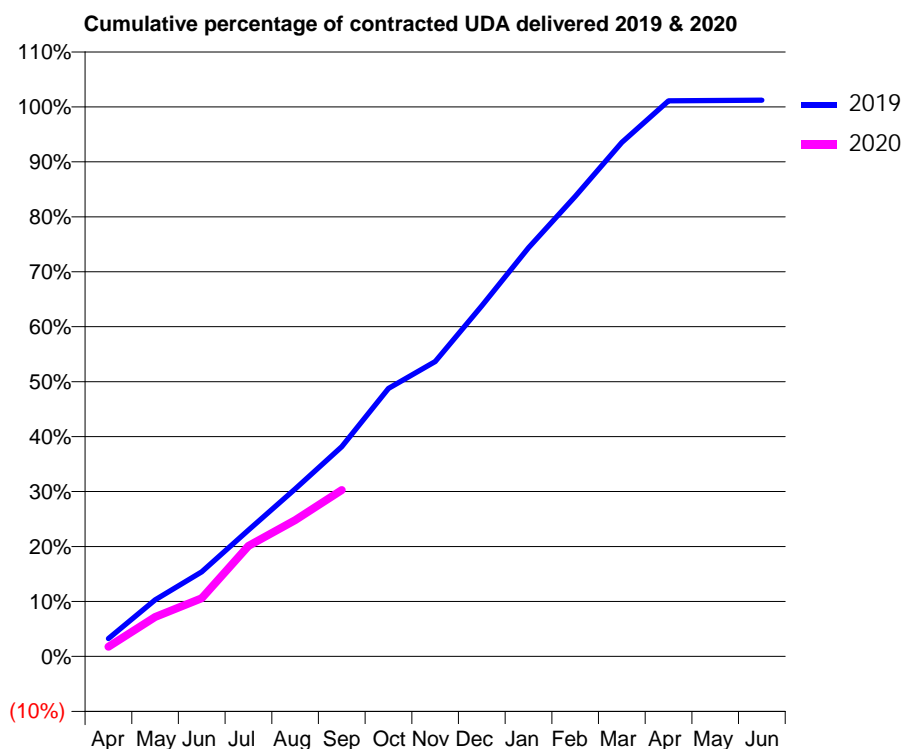
19/20 Contracted general activity (UDA)	7,223
Carry forward general activity (UDA)	0
19/20 Contracted orthodontic activity (UOA)	0
Carry forward orthodontic activity (UOA)	0
Baseline contract value	£255,172.26

ACCESS*

Patients seen in 24 months	Total	Change since previous quarter
Quarter ending September 2018	1,719	
Quarter ending December 2018	1,724	→
Quarter ending March 2019	1,744	→
Quarter ending June 2019	1,730	→
Quarter ending September 2019	1,726	→
Variance since September 2018	0.4%	→



ACTIVITY



Month	2019	2020
April	217	128
May	683	518
June	1,020	765
July	1,524	1,452
August	2,021	1,791
September	2,530	2,187
October	3,233	
November	3,557	
December	4,228	
January	4,929	
February	5,549	
March	6,200	
April	6,702	
May	6,704	
June	6,707	

QUALITY

	Quantity	Base Number	Contract	AT	Region	England
% of FP17s for the same patient ID Re-attending within 3 months - Children	5	332	1.5%	11.5%	12.1%	11.5%
% of FP17s for the same patient ID Re-attending within 3 months - Adults	51	525	9.7%	16.1%	15.6%	15.4%
% of FP17s for the same patient ID Re-attending between 3 & 9 months - Children	149	332	44.9%	59.3%	61.2%	59.7%
% of FP17s for the same patient ID Re-attending between 3 & 9 months - Adults	192	525	36.6%	51.9%	54.3%	51.7%
% of FP17s for Band 1 Urgent Courses	126	746	16.9%	10.4%	9.1%	9.2%
% of FP17s Relating to Free Repair or Replacements	0	746	0.0%	0.8%	0.9%	0.7%
% of FP17s Relating to Continuations	0	746	0.0%	0.8%	1.0%	0.8%
% of Patients satisfied with the dentistry they have received	0	0	N/A	92.3%	94.4%	93.5%
% of Patients satisfied with the time they had to wait for an appointment	0	0	N/A	87.3%	88.1%	87.4%

* This is based on patients treated on this contract for their most recent course of treatment. Figures in italics indicate the base number of FP17s or Patient Questionnaire responses are less than 100. N/A is shown where the base number of responses is less than 10 during the period. % is calculated as Quantity/Base number*100

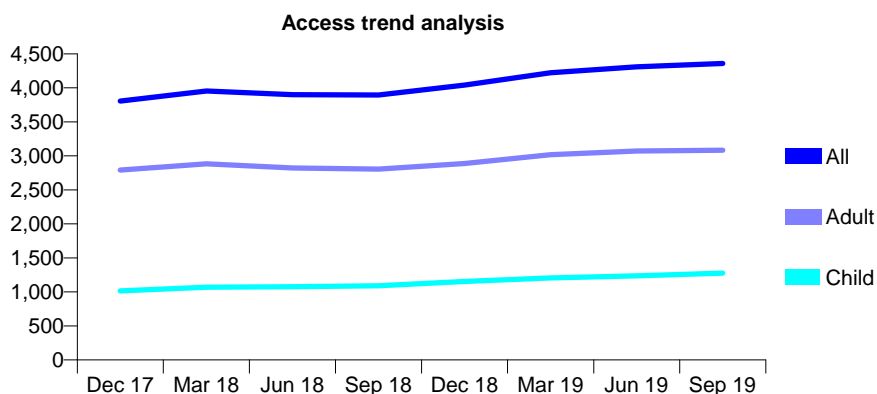
Q46 - Vital Signs At a Glance Contract Report for 124354/0001 - September 2019

Name or company name	Claremont Dental Practice
Contract type name	GDS Contract
Purpose of contract	General
Contract start date	01/06/2012
Contract end date	

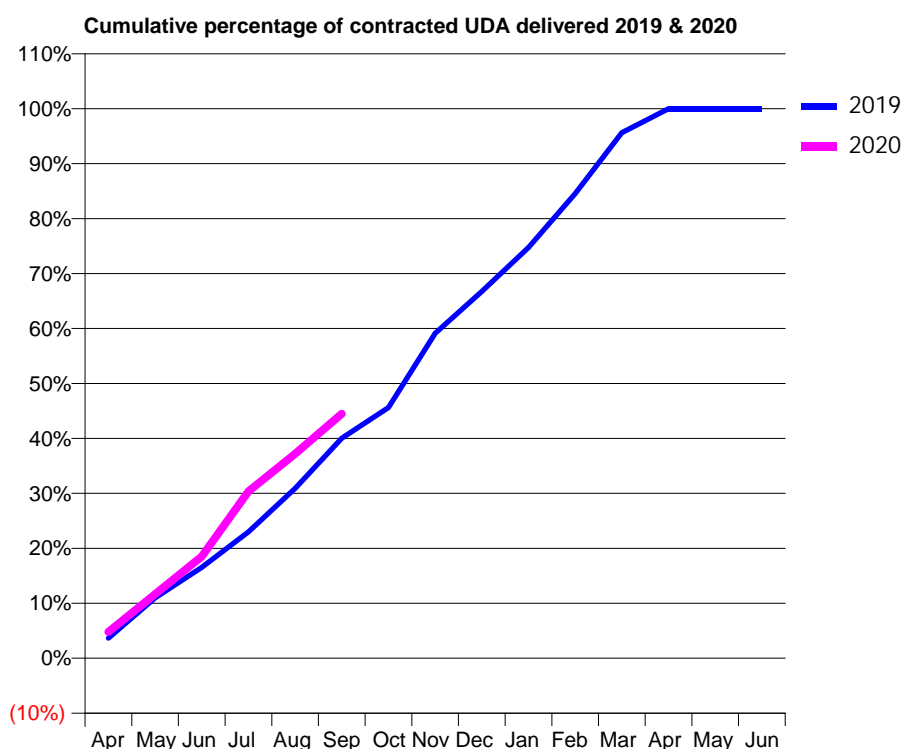
19/20 Contracted general activity (UDA)	12,521
Carry forward general activity (UDA)	0
19/20 Contracted orthodontic activity (UOA)	0
Carry forward orthodontic activity (UOA)	0
Baseline contract value	£337,425.27

ACCESS*

Patients seen in 24 months	Total	Change since previous quarter
Quarter ending September 2018	3,895	
Quarter ending December 2018	4,040	↑
Quarter ending March 2019	4,223	↑
Quarter ending June 2019	4,308	↑
Quarter ending September 2019	4,359	→
Variance since September 2018	11.9%	↑



ACTIVITY



Month	2019	2020
April	459	600
May	1,379	1,459
June	2,071	2,315
July	2,879	3,802
August	3,868	4,658
September	5,013	5,572
October	5,710	
November	7,404	
December	8,354	
January	9,356	
February	10,587	
March	11,972	
April	12,520	
May	12,520	
June	12,520	

QUALITY

	Quantity	Base Number	Contract	AT	Region	England
% of FP17s for the same patient ID Re-attending within 3 months - Children	116	1,028	11.3%	11.5%	12.1%	11.5%
% of FP17s for the same patient ID Re-attending within 3 months - Adults	445	2,287	19.5%	16.1%	15.6%	15.4%
% of FP17s for the same patient ID Re-attending between 3 & 9 months - Children	607	1,028	59.0%	59.3%	61.2%	59.7%
% of FP17s for the same patient ID Re-attending between 3 & 9 months - Adults	1,234	2,287	54.0%	51.9%	54.3%	51.7%
% of FP17s for Band 1 Urgent Courses	479	3,052	15.7%	10.4%	9.1%	9.2%
% of FP17s Relating to Free Repair or Replacements	23	3,052	0.8%	0.8%	0.9%	0.7%
% of FP17s Relating to Continuations	22	3,052	0.7%	0.8%	1.0%	0.8%
% of Patients satisfied with the dentistry they have received	0	0	N/A	92.3%	94.4%	93.5%
% of Patients satisfied with the time they had to wait for an appointment	0	0	N/A	87.3%	88.1%	87.4%

* This is based on patients treated on this contract for their most recent course of treatment. Figures in italics indicate the base number of FP17s or Patient Questionnaire responses are less than 100. N/A is shown where the base number of responses is less than 10 during the period. % is calculated as Quantity/Base number*100

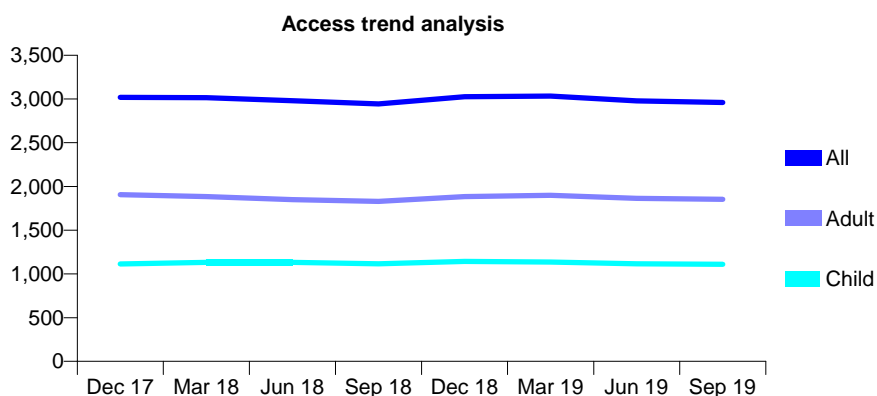
Q46 - Vital Signs At a Glance Contract Report for 125040/0001 - September 2019

Name or company name	Red Rose Dental Group
Contract type name	GDS Contract
Purpose of contract	General and Orthodontic
Contract start date	01/04/2013
Contract end date	

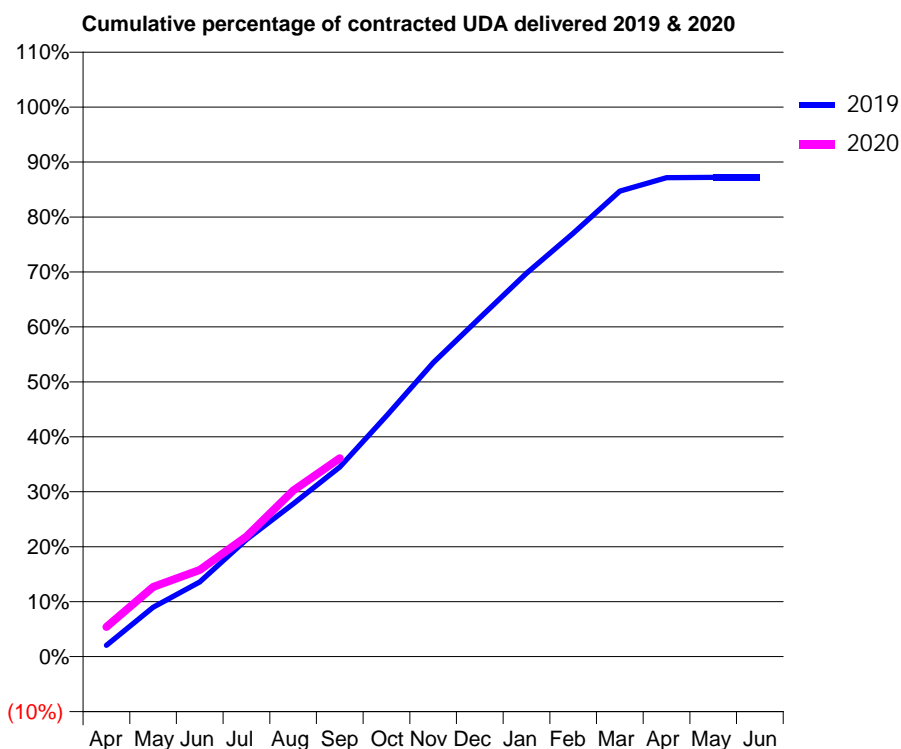
19/20 Contracted general activity (UDA)	6,575
Carry forward general activity (UDA)	0
19/20 Contracted orthodontic activity (UOA)	5,533
Carry forward orthodontic activity (UOA)	0
Baseline contract value	£579,179.05

ACCESS*

Patients seen in 24 months	Total	Change since previous quarter
Quarter ending September 2018	2,944	
Quarter ending December 2018	3,027	↑
Quarter ending March 2019	3,034	→
Quarter ending June 2019	2,979	↓
Quarter ending September 2019	2,961	→
Variance since September 2018	0.6%	→



ACTIVITY



Month	Adjusted Scheduled Activity (UDA)	
	2019	2020
April	136	355
May	590	833
June	894	1,036
July	1,402	1,437
August	1,827	1,988
September	2,268	2,373
October	2,880	
November	3,517	
December	4,052	
January	4,587	
February	5,066	
March	5,569	
April	5,730	
May	5,733	
June	5,733	

QUALITY

	Quantity	Base Number	Contract	AT	Region	England
% of FP17s for the same patient ID Re-attending within 3 months - Children	65	1,030	6.3%	11.5%	12.1%	11.5%
% of FP17s for the same patient ID Re-attending within 3 months - Adults	137	1,050	13.0%	16.1%	15.6%	15.4%
% of FP17s for the same patient ID Re-attending between 3 & 9 months - Children	381	1,030	37.0%	59.3%	61.2%	59.7%
% of FP17s for the same patient ID Re-attending between 3 & 9 months - Adults	466	1,050	44.4%	51.9%	54.3%	51.7%
% of FP17s for Band 1 Urgent Courses	110	1,315	8.4%	10.4%	9.1%	9.2%
% of FP17s Relating to Free Repair or Replacements	9	1,315	0.7%	0.8%	0.9%	0.7%
% of FP17s Relating to Continuations	11	1,315	0.8%	0.8%	1.0%	0.8%
% of Patients satisfied with the dentistry they have received	0	0	N/A	92.3%	94.4%	93.5%
% of Patients satisfied with the time they had to wait for an appointment	0	0	N/A	87.3%	88.1%	87.4%

* This is based on patients treated on this contract for their most recent course of treatment. Figures in italics indicate the base number of FP17s or Patient Questionnaire responses are less than 100. N/A is shown where the base number of responses is less than 10 during the period. % is calculated as Quantity/Base number*100

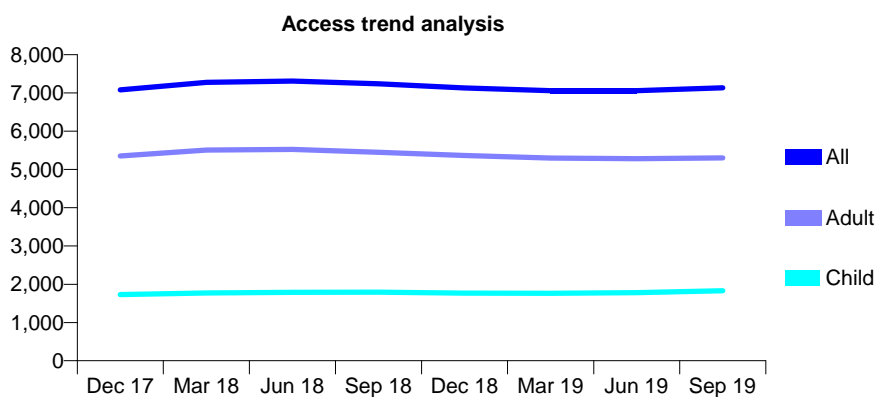
Q46 - Vital Signs At a Glance Contract Report for 126055/0001 - September 2019

Name or company name	Hamani Healthcare Ltd
Contract type name	GDS Contract
Purpose of contract	General
Contract start date	01/12/2011
Contract end date	

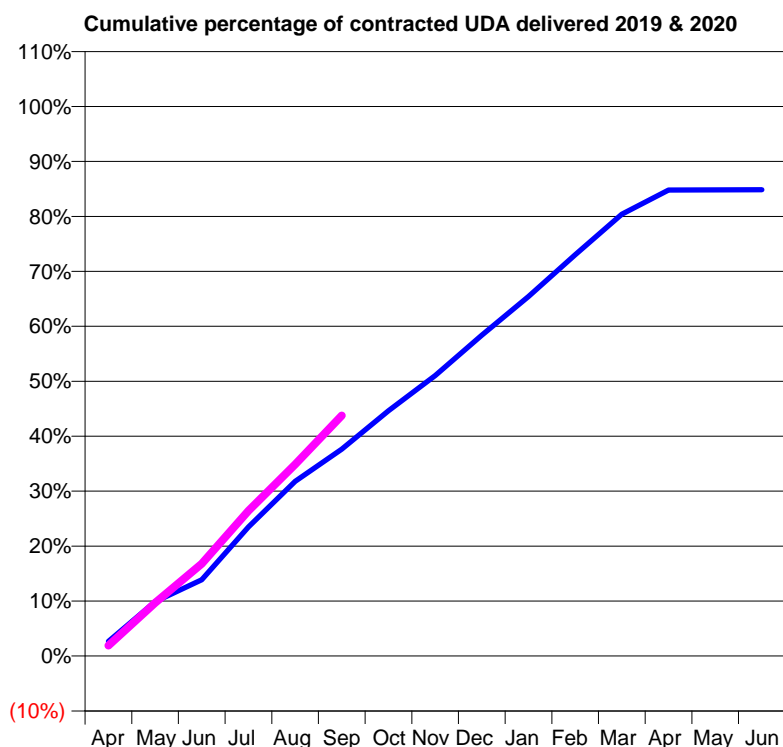
19/20 Contracted general activity (UDA)	23,392
Carry forward general activity (UDA)	0
19/20 Contracted orthodontic activity (UOA)	0
Carry forward orthodontic activity (UOA)	0
Baseline contract value	£593,334.30

ACCESS*

Patients seen in 24 months	Total	Change since previous quarter
Quarter ending September 2018	7,240	
Quarter ending December 2018	7,132	↓
Quarter ending March 2019	7,058	↓
Quarter ending June 2019	7,061	→
Quarter ending September 2019	7,133	→
Variance since September 2018	(1.5%)	↓



ACTIVITY



Month	Adjusted Scheduled Activity (UDA)	
	2019	2020
April	619	447
May	2,314	2,271
June	3,252	3,934
July	5,493	6,186
August	7,433	8,160
September	8,809	10,239
October	10,444	
November	11,942	
December	13,652	
January	15,303	
February	17,085	
March	18,803	
April	19,838	
May	19,844	
June	19,848	

QUALITY

	Quantity	Base Number	Contract	AT	Region	England
% of FP17s for the same patient ID Re-attending within 3 months - Children	112	1,516	7.4%	11.5%	12.1%	11.5%
% of FP17s for the same patient ID Re-attending within 3 months - Adults	491	4,087	12.0%	16.1%	15.6%	15.4%
% of FP17s for the same patient ID Re-attending between 3 & 9 months - Children	920	1,516	60.7%	59.3%	61.2%	59.7%
% of FP17s for the same patient ID Re-attending between 3 & 9 months - Adults	2,369	4,087	58.0%	51.9%	54.3%	51.7%
% of FP17s for Band 1 Urgent Courses	305	5,171	5.9%	10.4%	9.1%	9.2%
% of FP17s Relating to Free Repair or Replacements	35	5,171	0.7%	0.8%	0.9%	0.7%
% of FP17s Relating to Continuations	9	5,171	0.2%	0.8%	1.0%	0.8%
% of Patients satisfied with the dentistry they have received	1	1	N/A	92.3%	94.4%	93.5%
% of Patients satisfied with the time they had to wait for an appointment	1	1	N/A	87.3%	88.1%	87.4%

* This is based on patients treated on this contract for their most recent course of treatment. Figures in italics indicate the base number of FP17s or Patient Questionnaire responses are less than 100. N/A is shown where the base number of responses is less than 10 during the period. % is calculated as Quantity/Base number*100

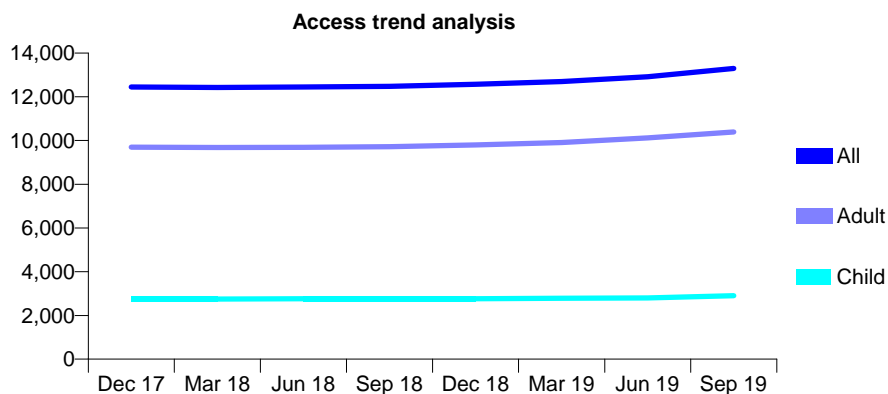
Q46 - Vital Signs At a Glance Contract Report for 126640/0001 - September 2019

Name or company name	Florence House Dental Practice Partnership
Contract type name	GDS Contract
Purpose of contract	General
Contract start date	01/11/2012
Contract end date	

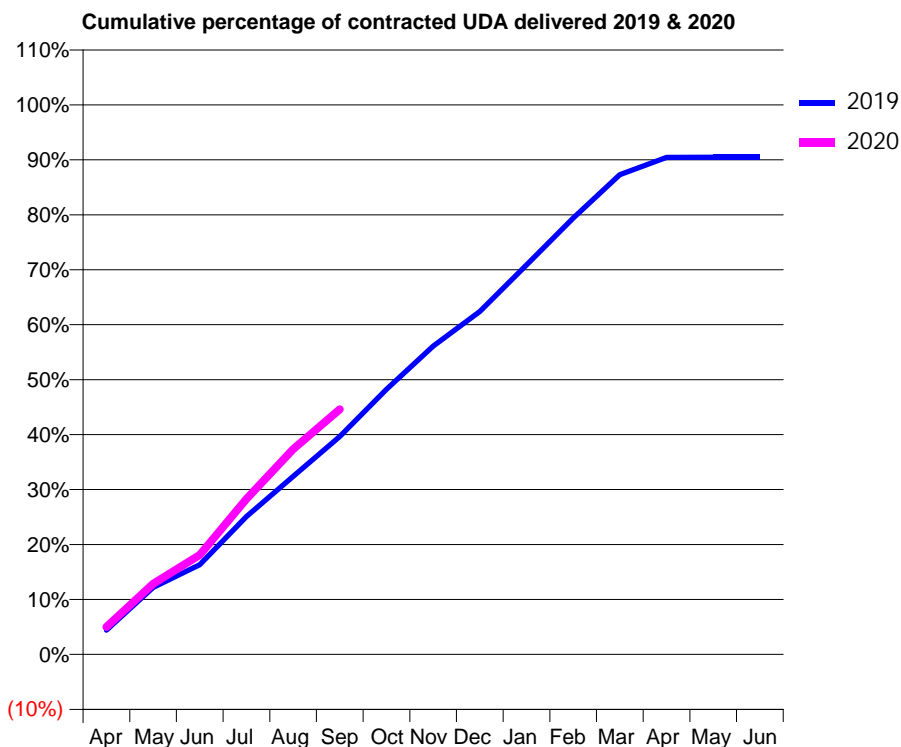
19/20 Contracted general activity (UDA)	39,318
Carry forward general activity (UDA)	0
19/20 Contracted orthodontic activity (UOA)	0
Carry forward orthodontic activity (UOA)	0
Baseline contract value	£1,145,564.76

ACCESS*

Patients seen in 24 months	Total	Change since previous quarter
Quarter ending September 2018	12,478	
Quarter ending December 2018	12,567	→
Quarter ending March 2019	12,696	→
Quarter ending June 2019	12,920	→
Quarter ending September 2019	13,293	↑
Variance since September 2018	6.5%	↑



ACTIVITY



Month	2019	2020
April	1,739	1,962
May	4,795	5,050
June	6,420	7,127
July	9,857	11,127
August	12,742	14,688
September	15,588	17,531
October	18,962	
November	22,053	
December	24,535	
January	27,862	
February	31,226	
March	34,324	
April	35,558	
May	35,566	
June	35,567	

QUALITY

	Quantity	Base Number	Contract	AT	Region	England
% of FP17s for the same patient ID Re-attending within 3 months - Children	103	1,899	5.4%	11.5%	12.1%	11.5%
% of FP17s for the same patient ID Re-attending within 3 months - Adults	699	6,489	10.8%	16.1%	15.6%	15.4%
% of FP17s for the same patient ID Re-attending between 3 & 9 months - Children	991	1,899	52.2%	59.3%	61.2%	59.7%
% of FP17s for the same patient ID Re-attending between 3 & 9 months - Adults	3,185	6,489	49.1%	51.9%	54.3%	51.7%
% of FP17s for Band 1 Urgent Courses	565	7,821	7.2%	10.4%	9.1%	9.2%
% of FP17s Relating to Free Repair or Replacements	56	7,821	0.7%	0.8%	0.9%	0.7%
% of FP17s Relating to Continuations	87	7,821	1.1%	0.8%	1.0%	0.8%
% of Patients satisfied with the dentistry they have received	0	0	N/A	92.3%	94.4%	93.5%
% of Patients satisfied with the time they had to wait for an appointment	0	0	N/A	87.3%	88.1%	87.4%

* This is based on patients treated on this contract for their most recent course of treatment. Figures in italics indicate the base number of FP17s or Patient Questionnaire responses are less than 100. N/A is shown where the base number of responses is less than 10 during the period. % is calculated as Quantity/Base number*100

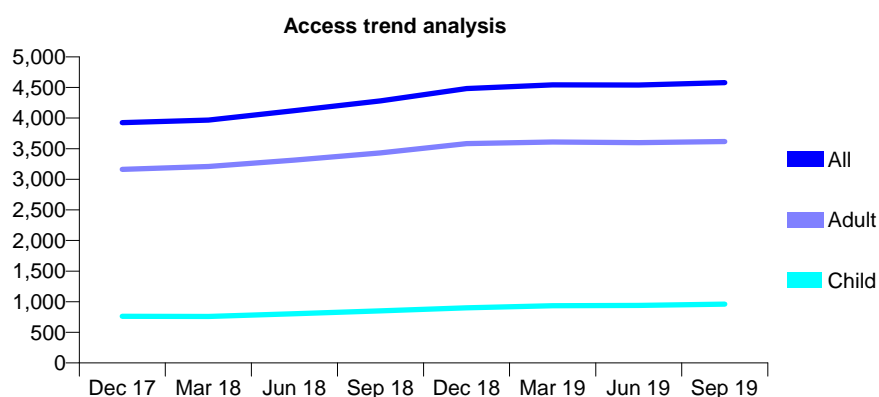
Q46 - Vital Signs At a Glance Contract Report for 127477/0001 - September 2019

Name or company name	Hollinwood Dental Practice
Contract type name	GDS Contract
Purpose of contract	General
Contract start date	01/04/2012
Contract end date	

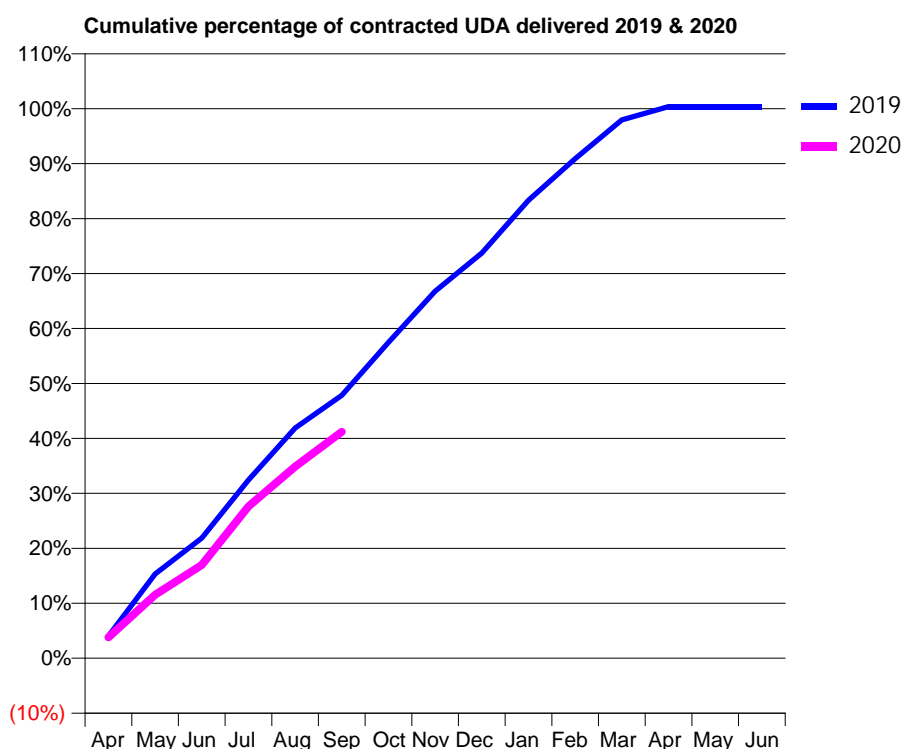
19/20 Contracted general activity (UDA)	13,992
Carry forward general activity (UDA)	0
19/20 Contracted orthodontic activity (UOA)	0
Carry forward orthodontic activity (UOA)	0
Baseline contract value	£388,332.85

ACCESS*

Patients seen in 24 months	Total	Change since previous quarter
Quarter ending September 2018	4,282	
Quarter ending December 2018	4,483	↑
Quarter ending March 2019	4,544	→
Quarter ending June 2019	4,539	→
Quarter ending September 2019	4,578	→
Variance since September 2018	6.9%	↑



ACTIVITY



Month	Adjusted Scheduled Activity (UDA)	
	2019	2020
April	564	530
May	2,147	1,614
June	3,058	2,375
July	4,537	3,867
August	5,862	4,880
September	6,696	5,764
October	8,043	
November	9,345	
December	10,312	
January	11,658	
February	12,722	
March	13,704	
April	14,041	
May	14,041	
June	14,042	

QUALITY

	Quantity	Base Number	Contract	AT	Region	England
% of FP17s for the same patient ID Re-attending within 3 months - Children	41	686	6.0%	11.5%	12.1%	11.5%
% of FP17s for the same patient ID Re-attending within 3 months - Adults	188	2,161	8.7%	16.1%	15.6%	15.4%
% of FP17s for the same patient ID Re-attending between 3 & 9 months - Children	361	686	52.6%	59.3%	61.2%	59.7%
% of FP17s for the same patient ID Re-attending between 3 & 9 months - Adults	1,082	2,161	50.1%	51.9%	54.3%	51.7%
% of FP17s for Band 1 Urgent Courses	143	2,700	5.3%	10.4%	9.1%	9.2%
% of FP17s Relating to Free Repair or Replacements	8	2,700	0.3%	0.8%	0.9%	0.7%
% of FP17s Relating to Continuations	27	2,700	1.0%	0.8%	1.0%	0.8%
% of Patients satisfied with the dentistry they have received	0	1	N/A	92.3%	94.4%	93.5%
% of Patients satisfied with the time they had to wait for an appointment	0	1	N/A	87.3%	88.1%	87.4%

* This is based on patients treated on this contract for their most recent course of treatment. Figures in italics indicate the base number of FP17s or Patient Questionnaire responses are less than 100. N/A is shown where the base number of responses is less than 10 during the period. % is calculated as Quantity/Base number*100

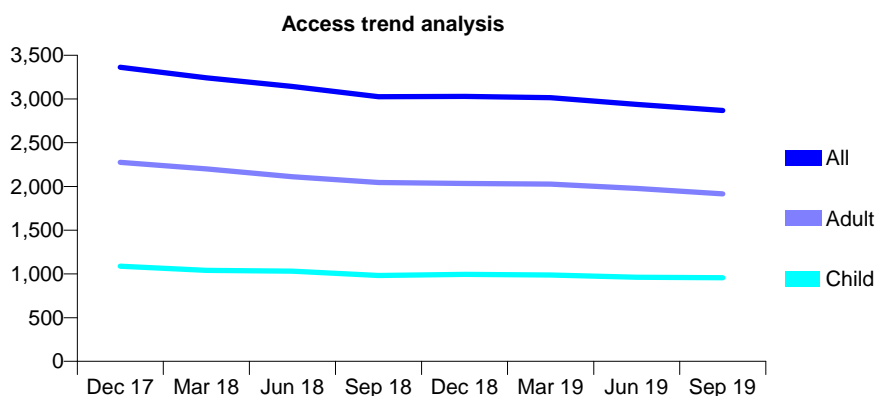
Q46 - Vital Signs At a Glance Contract Report for 127949/0001 - September 2019

Name or company name	Mrs S Singh & Mr D Singh
Contract type name	GDS Contract
Purpose of contract	General
Contract start date	18/01/2016
Contract end date	

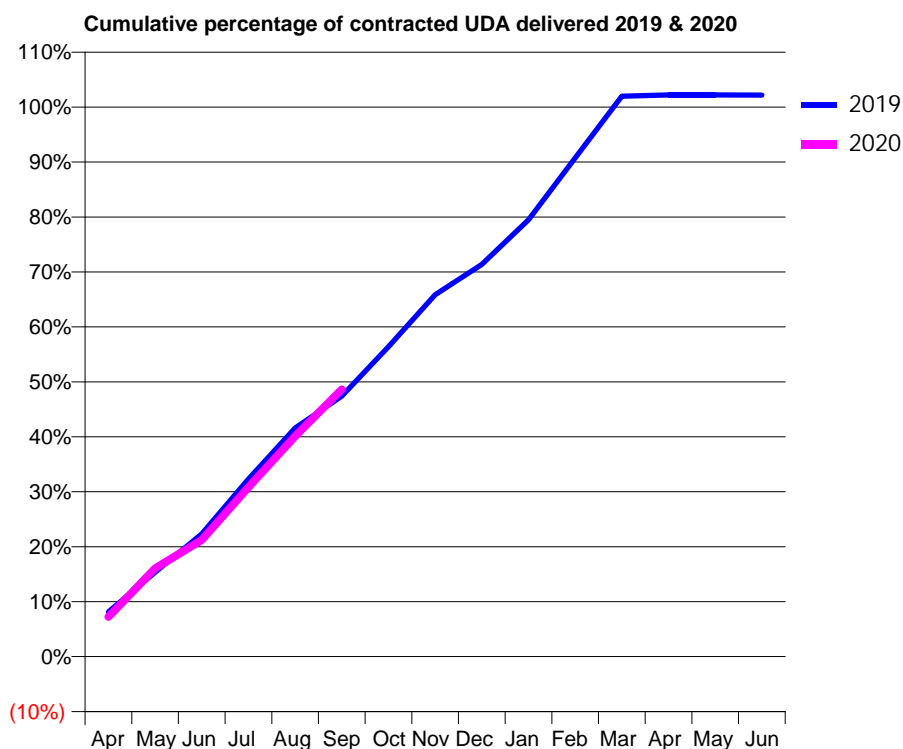
19/20 Contracted general activity (UDA)	10,767
Carry forward general activity (UDA)	0
19/20 Contracted orthodontic activity (UOA)	0
Carry forward orthodontic activity (UOA)	0
Baseline contract value	£376,757.32

ACCESS*

Patients seen in 24 months	Total	Change since previous quarter
Quarter ending September 2018	3,026	
Quarter ending December 2018	3,029	→
Quarter ending March 2019	3,014	→
Quarter ending June 2019	2,938	↓
Quarter ending September 2019	2,870	↓
Variance since September 2018	(5.2%)	↓



ACTIVITY



Month	Adjusted Scheduled Activity (UDA)	
	2019	2020
April	860	781
May	1,625	1,730
June	2,361	2,284
July	3,415	3,320
August	4,398	4,321
September	5,010	5,235
October	5,962	
November	6,962	
December	7,542	
January	8,402	
February	9,591	
March	10,781	
April	10,802	
May	10,802	
June	10,801	

QUALITY

	Quantity	Base Number	Contract	AT	Region	England
% of FP17s for the same patient ID Re-attending within 3 months - Children	109	695	15.7%	11.5%	12.1%	11.5%
% of FP17s for the same patient ID Re-attending within 3 months - Adults	283	1,356	20.9%	16.1%	15.6%	15.4%
% of FP17s for the same patient ID Re-attending between 3 & 9 months - Children	387	695	55.7%	59.3%	61.2%	59.7%
% of FP17s for the same patient ID Re-attending between 3 & 9 months - Adults	653	1,356	48.2%	51.9%	54.3%	51.7%
% of FP17s for Band 1 Urgent Courses	364	2,042	17.8%	10.4%	9.1%	9.2%
% of FP17s Relating to Free Repair or Replacements	16	2,042	0.8%	0.8%	0.9%	0.7%
% of FP17s Relating to Continuations	18	2,042	0.9%	0.8%	1.0%	0.8%
% of Patients satisfied with the dentistry they have received	0	0	N/A	92.3%	94.4%	93.5%
% of Patients satisfied with the time they had to wait for an appointment	0	0	N/A	87.3%	88.1%	87.4%

* This is based on patients treated on this contract for their most recent course of treatment. Figures in italics indicate the base number of FP17s or Patient Questionnaire responses are less than 100. N/A is shown where the base number of responses is less than 10 during the period. % is calculated as Quantity/Base number*100

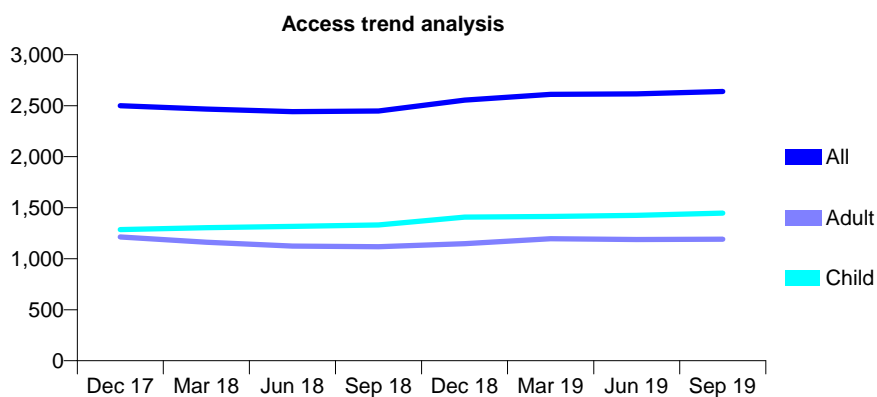
Q46 - Vital Signs At a Glance Contract Report for 128007/0001 - September 2019

Name or company name	Ashton Road Limited Company
Contract type name	GDS Contract
Purpose of contract	General
Contract start date	06/04/2007
Contract end date	

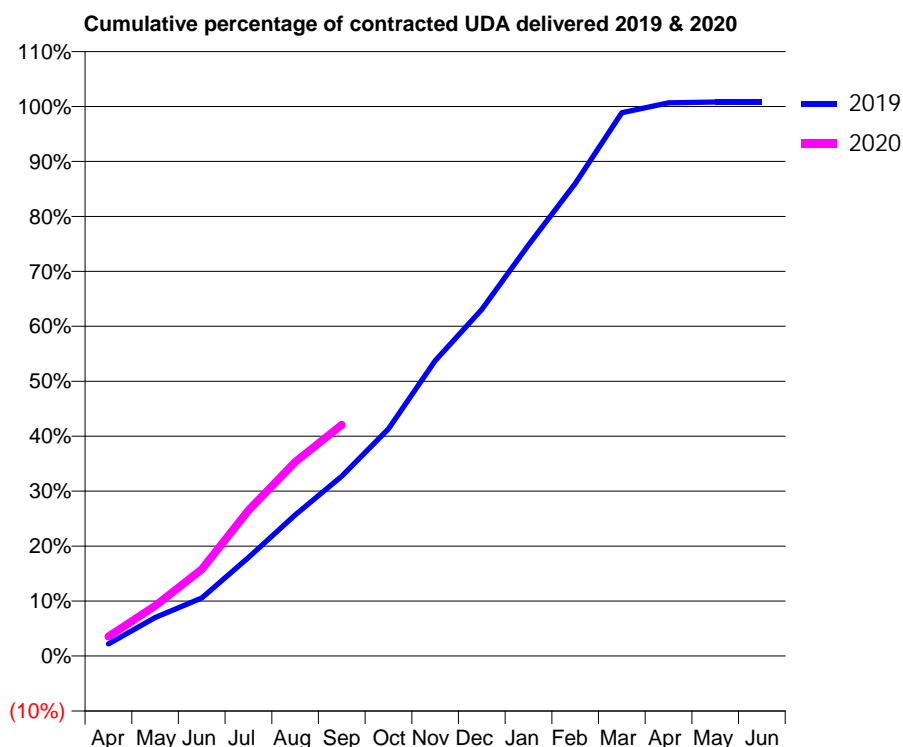
19/20 Contracted general activity (UDA)	8,609
Carry forward general activity (UDA)	0
19/20 Contracted orthodontic activity (UOA)	0
Carry forward orthodontic activity (UOA)	0
Baseline contract value	£238,923.22

ACCESS*

Patients seen in 24 months	Total	Change since previous quarter
Quarter ending September 2018	2,448	
Quarter ending December 2018	2,555	↑
Quarter ending March 2019	2,611	↑
Quarter ending June 2019	2,615	→
Quarter ending September 2019	2,639	→
Variance since September 2018	7.8%	↑



ACTIVITY



Month	Adjusted Scheduled Activity (UDA)	
	2019	2020
April	189	307
May	602	786
June	909	1,359
July	1,543	2,283
August	2,210	3,040
September	2,818	3,621
October	3,558	
November	4,627	
December	5,430	
January	6,439	
February	7,402	
March	8,509	
April	8,666	
May	8,678	
June	8,679	

QUALITY

	Quantity	Base Number	Contract	AT	Region	England
% of FP17s for the same patient ID Re-attending within 3 months - Children	53	1,027	5.2%	11.5%	12.1%	11.5%
% of FP17s for the same patient ID Re-attending within 3 months - Adults	74	659	11.2%	16.1%	15.6%	15.4%
% of FP17s for the same patient ID Re-attending between 3 & 9 months - Children	647	1,027	63.0%	59.3%	61.2%	59.7%
% of FP17s for the same patient ID Re-attending between 3 & 9 months - Adults	378	659	57.4%	51.9%	54.3%	51.7%
% of FP17s for Band 1 Urgent Courses	36	1,625	2.2%	10.4%	9.1%	9.2%
% of FP17s Relating to Free Repair or Replacements	5	1,625	0.3%	0.8%	0.9%	0.7%
% of FP17s Relating to Continuations	10	1,625	0.6%	0.8%	1.0%	0.8%
% of Patients satisfied with the dentistry they have received	0	0	N/A	92.3%	94.4%	93.5%
% of Patients satisfied with the time they had to wait for an appointment	0	0	N/A	87.3%	88.1%	87.4%

* This is based on patients treated on this contract for their most recent course of treatment. Figures in italics indicate the base number of FP17s or Patient Questionnaire responses are less than 100. N/A is shown where the base number of responses is less than 10 during the period. % is calculated as Quantity/Base number*100

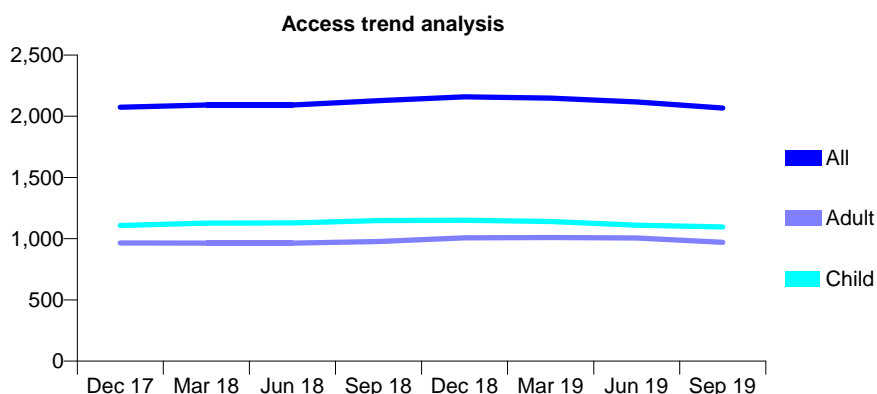
Q46 - Vital Signs At a Glance Contract Report for 128236/0001 - September 2019

Name or company name	Maple Road Dental Practice
Contract type name	GDS Contract
Purpose of contract	General
Contract start date	01/07/2009
Contract end date	

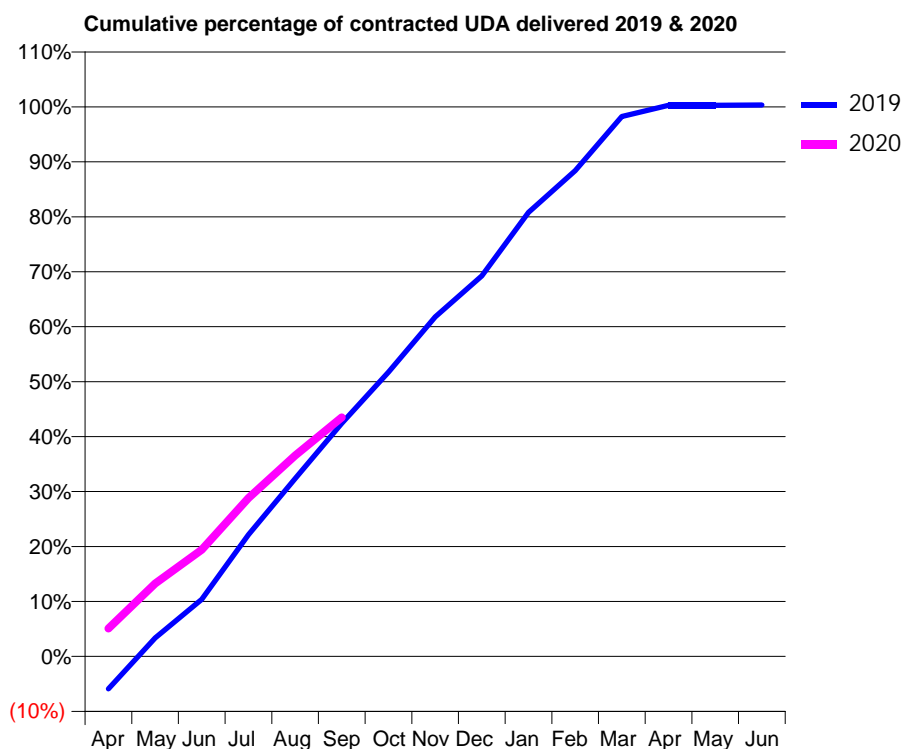
19/20 Contracted general activity (UDA)	5,204
Carry forward general activity (UDA)	0
19/20 Contracted orthodontic activity (UOA)	0
Carry forward orthodontic activity (UOA)	0
Baseline contract value	£134,260.17

ACCESS*

Patients seen in 24 months	Total	Change since previous quarter
Quarter ending September 2018	2,127	
Quarter ending December 2018	2,158	→
Quarter ending March 2019	2,149	→
Quarter ending June 2019	2,117	↓
Quarter ending September 2019	2,067	↓
Variance since September 2018	(2.8%)	↓



ACTIVITY



Month	Adjusted Scheduled Activity (UDA)	
	2019	2020
April	-277	264
May	159	690
June	489	1,011
July	1,042	1,499
August	1,524	1,902
September	1,996	2,263
October	2,434	
November	2,907	
December	3,257	
January	3,801	
February	4,158	
March	4,621	
April	4,717	
May	4,717	
June	4,720	

QUALITY

	Quantity	Base Number	Contract	AT	Region	England
% of FP17s for the same patient ID Re-attending within 3 months - Children	74	910	8.1%	11.5%	12.1%	11.5%
% of FP17s for the same patient ID Re-attending within 3 months - Adults	85	599	14.2%	16.1%	15.6%	15.4%
% of FP17s for the same patient ID Re-attending between 3 & 9 months - Children	697	910	76.6%	59.3%	61.2%	59.7%
% of FP17s for the same patient ID Re-attending between 3 & 9 months - Adults	343	599	57.3%	51.9%	54.3%	51.7%
% of FP17s for Band 1 Urgent Courses	161	1,421	11.3%	10.4%	9.1%	9.2%
% of FP17s Relating to Free Repair or Replacements	0	1,421	0.0%	0.8%	0.9%	0.7%
% of FP17s Relating to Continuations	2	1,421	0.1%	0.8%	1.0%	0.8%
% of Patients satisfied with the dentistry they have received	1	1	N/A	92.3%	94.4%	93.5%
% of Patients satisfied with the time they had to wait for an appointment	0	1	N/A	87.3%	88.1%	87.4%

* This is based on patients treated on this contract for their most recent course of treatment. Figures in italics indicate the base number of FP17s or Patient Questionnaire responses are less than 100. N/A is shown where the base number of responses is less than 10 during the period. % is calculated as Quantity/Base number*100

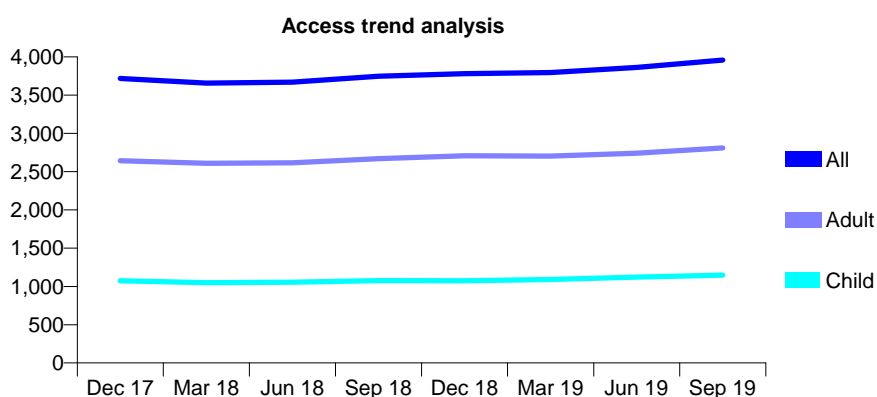
Q46 - Vital Signs At a Glance Contract Report for 129364/0001 - September 2019

Name or company name	DHS Dental Practices Ltd
Contract type name	GDS Contract
Purpose of contract	General
Contract start date	25/01/2010
Contract end date	

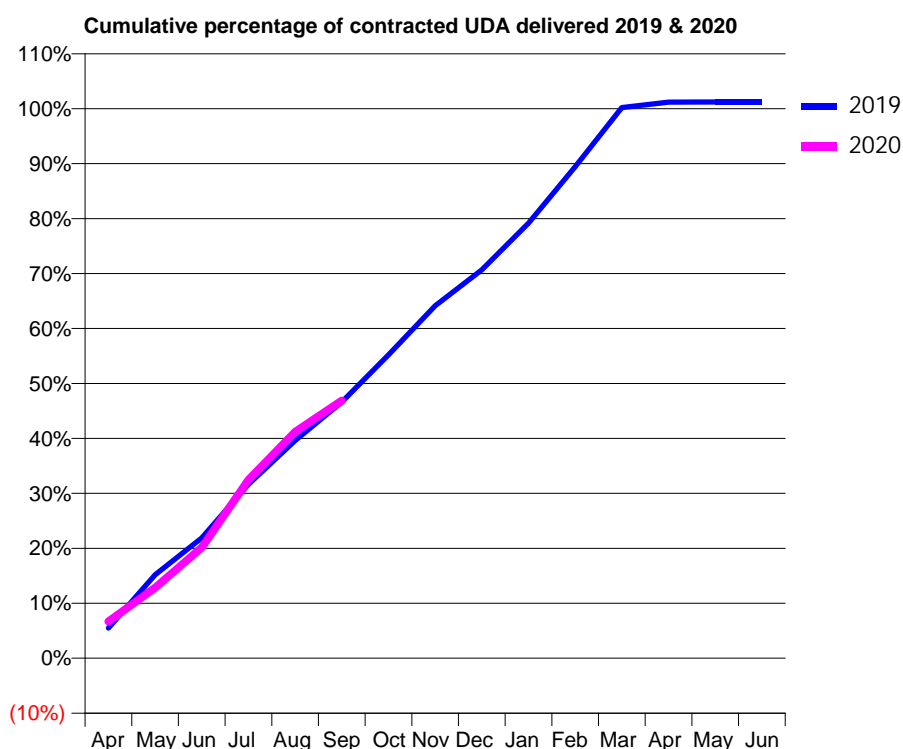
19/20 Contracted general activity (UDA)	13,044
Carry forward general activity (UDA)	0
19/20 Contracted orthodontic activity (UOA)	0
Carry forward orthodontic activity (UOA)	0
Baseline contract value	£333,732.11

ACCESS*

Patients seen in 24 months	Total	Change since previous quarter
Quarter ending September 2018	3,746	
Quarter ending December 2018	3,782	→
Quarter ending March 2019	3,795	→
Quarter ending June 2019	3,862	→
Quarter ending September 2019	3,958	↑
Variance since September 2018	5.7%	↑



ACTIVITY



Month	2019	2020
April	718	874
May	1,982	1,672
June	2,853	2,625
July	4,130	4,233
August	5,167	5,372
September	6,080	6,114
October	7,199	
November	8,368	
December	9,218	
January	10,326	
February	11,665	
March	13,068	
April	13,198	
May	13,202	
June	13,201	

QUALITY

	Quantity	Base Number	Contract	AT	Region	England
% of FP17s for the same patient ID Re-attending within 3 months - Children	53	760	7.0%	11.5%	12.1%	11.5%
% of FP17s for the same patient ID Re-attending within 3 months - Adults	210	1,827	11.5%	16.1%	15.6%	15.4%
% of FP17s for the same patient ID Re-attending between 3 & 9 months - Children	467	760	61.4%	59.3%	61.2%	59.7%
% of FP17s for the same patient ID Re-attending between 3 & 9 months - Adults	1,064	1,827	58.2%	51.9%	54.3%	51.7%
% of FP17s for Band 1 Urgent Courses	237	2,515	9.4%	10.4%	9.1%	9.2%
% of FP17s Relating to Free Repair or Replacements	20	2,515	0.8%	0.8%	0.9%	0.7%
% of FP17s Relating to Continuations	5	2,515	0.2%	0.8%	1.0%	0.8%
% of Patients satisfied with the dentistry they have received	1	2	N/A	92.3%	94.4%	93.5%
% of Patients satisfied with the time they had to wait for an appointment	1	2	N/A	87.3%	88.1%	87.4%

* This is based on patients treated on this contract for their most recent course of treatment.

Figures in italics indicate the base number of FP17s or Patient Questionnaire responses are less than 100. N/A is shown where the base number of responses is less than 10 during the period. % is calculated as Quantity/Base number*100

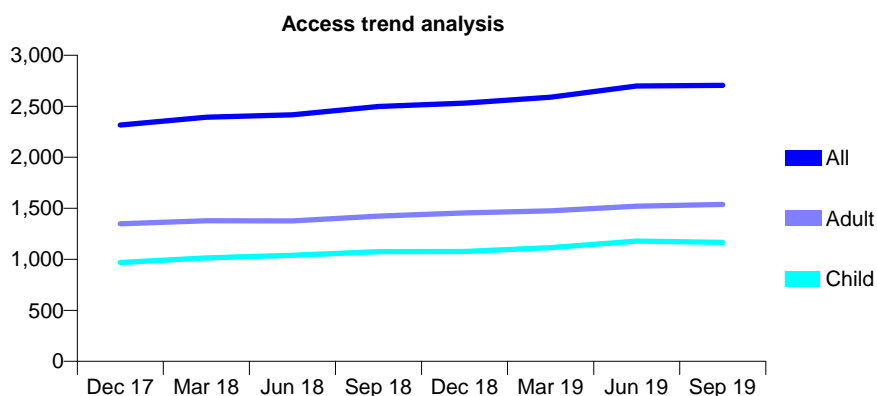
Q46 - Vital Signs At a Glance Contract Report for 129364/0002 - September 2019

Name or company name	DHS Dental Practices Ltd
Contract type name	GDS Contract
Purpose of contract	General
Contract start date	16/08/2010
Contract end date	

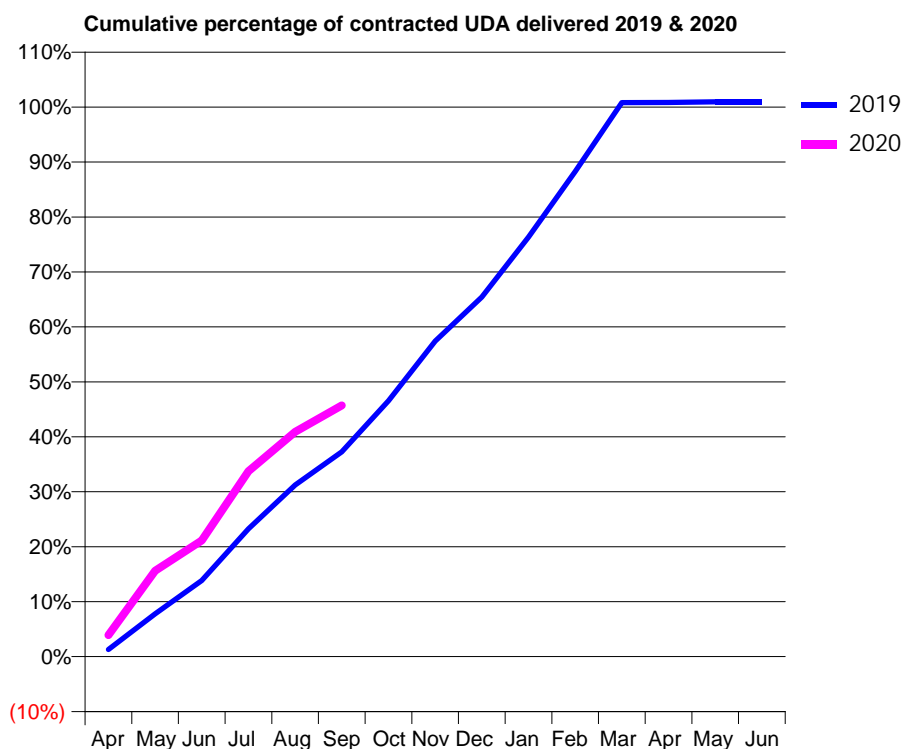
19/20 Contracted general activity (UDA)	6,957
Carry forward general activity (UDA)	0
19/20 Contracted orthodontic activity (UOA)	0
Carry forward orthodontic activity (UOA)	0
Baseline contract value	£177,617.47

ACCESS*

Patients seen in 24 months	Total	Change since previous quarter
Quarter ending September 2018	2,498	
Quarter ending December 2018	2,531	→
Quarter ending March 2019	2,589	↑
Quarter ending June 2019	2,699	↑
Quarter ending September 2019	2,705	→
Variance since September 2018	8.3%	↑



ACTIVITY



Month	Adjusted Scheduled Activity (UDA)	
	2019	2020
April	91	273
May	543	1,088
June	963	1,469
July	1,618	2,348
August	2,173	2,845
September	2,592	3,180
October	3,239	
November	3,994	
December	4,553	
January	5,312	
February	6,142	
March	7,012	
April	7,016	
May	7,022	
June	7,022	

QUALITY

	Quantity	Base Number	Contract	AT	Region	England
% of FP17s for the same patient ID Re-attending within 3 months - Children	30	751	4.0%	11.5%	12.1%	11.5%
% of FP17s for the same patient ID Re-attending within 3 months - Adults	83	888	9.3%	16.1%	15.6%	15.4%
% of FP17s for the same patient ID Re-attending between 3 & 9 months - Children	483	751	64.3%	59.3%	61.2%	59.7%
% of FP17s for the same patient ID Re-attending between 3 & 9 months - Adults	483	888	54.4%	51.9%	54.3%	51.7%
% of FP17s for Band 1 Urgent Courses	126	1,631	7.7%	10.4%	9.1%	9.2%
% of FP17s Relating to Free Repair or Replacements	1	1,631	0.1%	0.8%	0.9%	0.7%
% of FP17s Relating to Continuations	2	1,631	0.1%	0.8%	1.0%	0.8%
% of Patients satisfied with the dentistry they have received	0	0	N/A	92.3%	94.4%	93.5%
% of Patients satisfied with the time they had to wait for an appointment	0	0	N/A	87.3%	88.1%	87.4%

* This is based on patients treated on this contract for their most recent course of treatment. Figures in italics indicate the base number of FP17s or Patient Questionnaire responses are less than 100. N/A is shown where the base number of responses is less than 10 during the period. % is calculated as Quantity/Base number*100

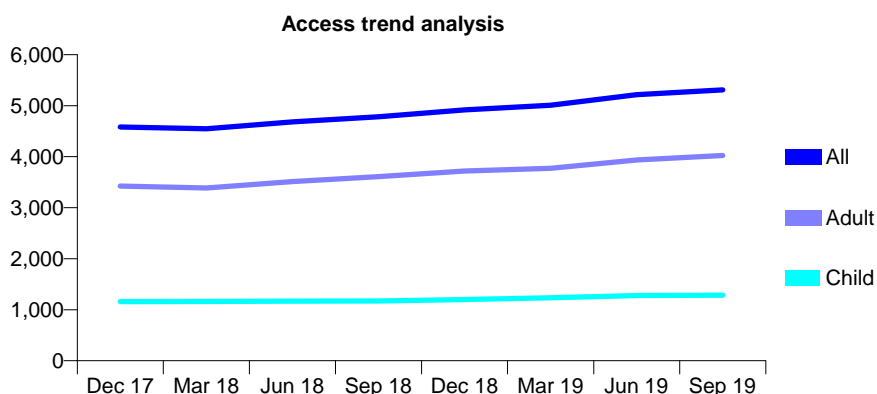
Q46 - Vital Signs At a Glance Contract Report for 129739/0001 - September 2019

Name or company name	Offerton Fold Dental Practice Ltd
Contract type name	GDS Contract
Purpose of contract	General
Contract start date	01/04/2008
Contract end date	

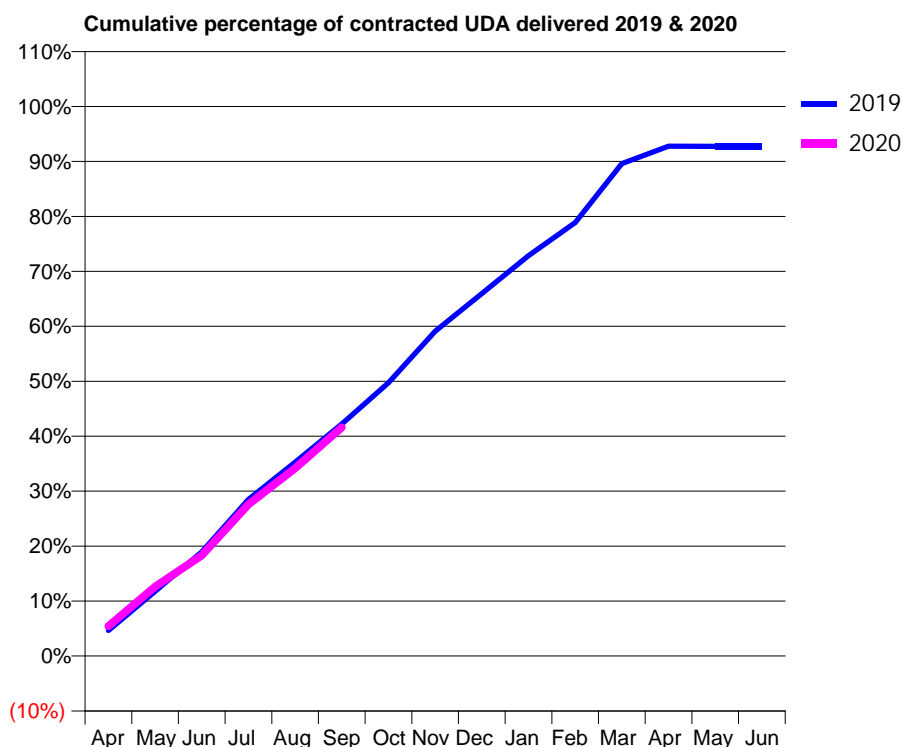
19/20 Contracted general activity (UDA)	14,812
Carry forward general activity (UDA)	0
19/20 Contracted orthodontic activity (UOA)	0
Carry forward orthodontic activity (UOA)	0
Baseline contract value	£520,720.37

ACCESS*

Patients seen in 24 months	Total	Change since previous quarter
Quarter ending September 2018	4,783	
Quarter ending December 2018	4,920	↑
Quarter ending March 2019	5,008	→
Quarter ending June 2019	5,214	↑
Quarter ending September 2019	5,309	→
Variance since September 2018	11.0%	↑



ACTIVITY



Month	Adjusted Scheduled Activity (UDA)	
	2019	2020
April	688	802
May	1,743	1,870
June	2,807	2,712
July	4,222	4,089
August	5,229	5,064
September	6,251	6,163
October	7,368	
November	8,755	
December	9,767	
January	10,789	
February	11,683	
March	13,272	
April	13,739	
May	13,737	
June	13,737	

QUALITY

	Quantity	Base Number	Contract	AT	Region	England
% of FP17s for the same patient ID Re-attending within 3 months - Children	42	948	4.4%	11.5%	12.1%	11.5%
% of FP17s for the same patient ID Re-attending within 3 months - Adults	229	2,422	9.5%	16.1%	15.6%	15.4%
% of FP17s for the same patient ID Re-attending between 3 & 9 months - Children	583	948	61.5%	59.3%	61.2%	59.7%
% of FP17s for the same patient ID Re-attending between 3 & 9 months - Adults	1,003	2,422	41.4%	51.9%	54.3%	51.7%
% of FP17s for Band 1 Urgent Courses	235	3,122	7.5%	10.4%	9.1%	9.2%
% of FP17s Relating to Free Repair or Replacements	18	3,122	0.6%	0.8%	0.9%	0.7%
% of FP17s Relating to Continuations	15	3,122	0.5%	0.8%	1.0%	0.8%
% of Patients satisfied with the dentistry they have received	0	1	N/A	92.3%	94.4%	93.5%
% of Patients satisfied with the time they had to wait for an appointment	1	1	N/A	87.3%	88.1%	87.4%

* This is based on patients treated on this contract for their most recent course of treatment. Figures in italics indicate the base number of FP17s or Patient Questionnaire responses are less than 100. N/A is shown where the base number of responses is less than 10 during the period. % is calculated as Quantity/Base number*100

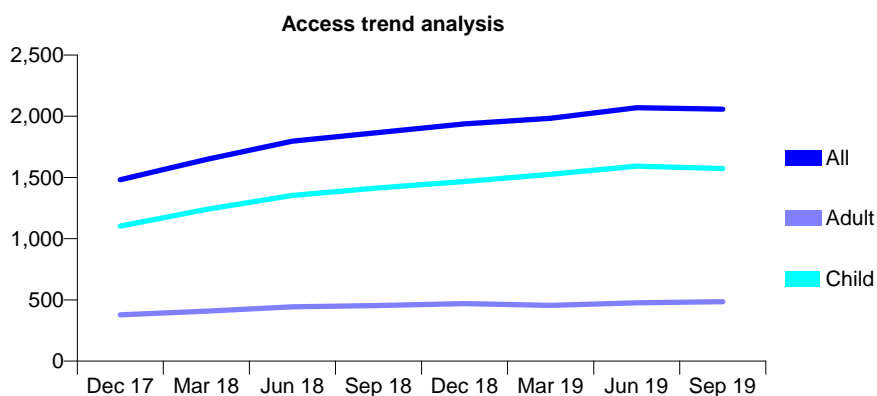
Q46 - Vital Signs At a Glance Contract Report for 130001/0001 - September 2019

Name or company name	530 Dental Care
Contract type name	GDS Contract
Purpose of contract	General
Contract start date	01/06/2010
Contract end date	

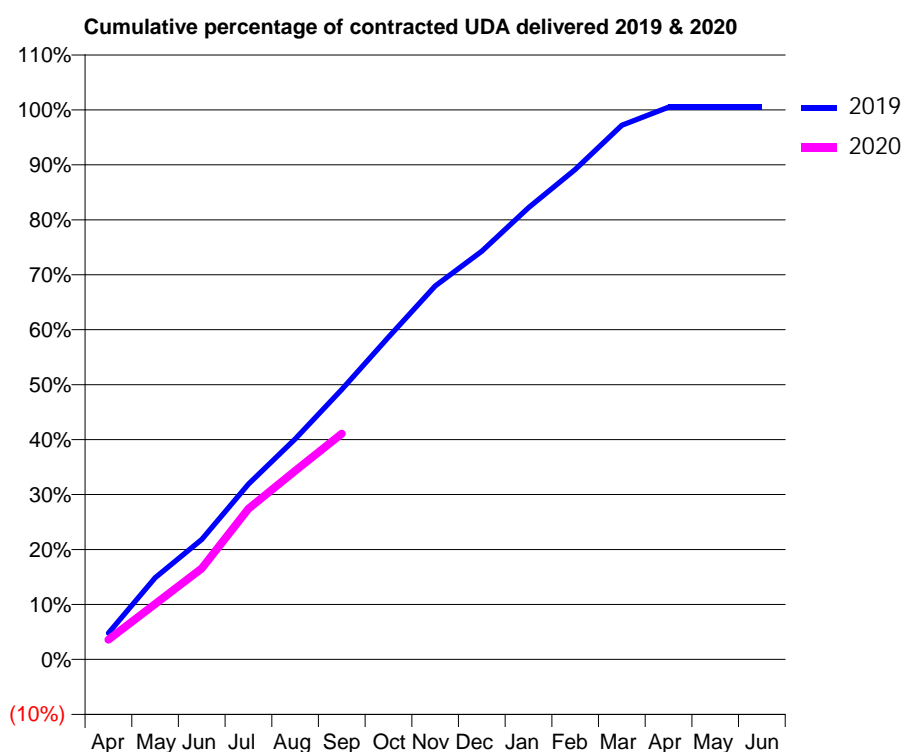
19/20 Contracted general activity (UDA)	4,012
Carry forward general activity (UDA)	0
19/20 Contracted orthodontic activity (UOA)	0
Carry forward orthodontic activity (UOA)	0
Baseline contract value	£93,820.21

ACCESS*

Patients seen in 24 months	Total	Change since previous quarter
Quarter ending September 2018	1,868	
Quarter ending December 2018	1,938	↑
Quarter ending March 2019	1,983	↑
Quarter ending June 2019	2,070	↑
Quarter ending September 2019	2,058	→
Variance since September 2018	10.2%	↑



ACTIVITY



Month	2019	2020
April	192	145
May	597	405
June	876	665
July	1,280	1,100
August	1,610	1,377
September	1,971	1,648
October	2,353	
November	2,726	
December	2,979	
January	3,298	
February	3,577	
March	3,900	
April	4,031	
May	4,031	
June	4,031	

QUALITY

	Quantity	Base Number	Contract	AT	Region	England
% of FP17s for the same patient ID Re-attending within 3 months - Children	80	940	8.5%	11.5%	12.1%	11.5%
% of FP17s for the same patient ID Re-attending within 3 months - Adults	30	221	13.6%	16.1%	15.6%	15.4%
% of FP17s for the same patient ID Re-attending between 3 & 9 months - Children	418	940	44.5%	59.3%	61.2%	59.7%
% of FP17s for the same patient ID Re-attending between 3 & 9 months - Adults	111	221	50.2%	51.9%	54.3%	51.7%
% of FP17s for Band 1 Urgent Courses	21	1,092	1.9%	10.4%	9.1%	9.2%
% of FP17s Relating to Free Repair or Replacements	2	1,092	0.2%	0.8%	0.9%	0.7%
% of FP17s Relating to Continuations	16	1,092	1.5%	0.8%	1.0%	0.8%
% of Patients satisfied with the dentistry they have received	0	0	N/A	92.3%	94.4%	93.5%
% of Patients satisfied with the time they had to wait for an appointment	0	0	N/A	87.3%	88.1%	87.4%

* This is based on patients treated on this contract for their most recent course of treatment. Figures in italics indicate the base number of FP17s or Patient Questionnaire responses are less than 100. N/A is shown where the base number of responses is less than 10 during the period. % is calculated as Quantity/Base number*100

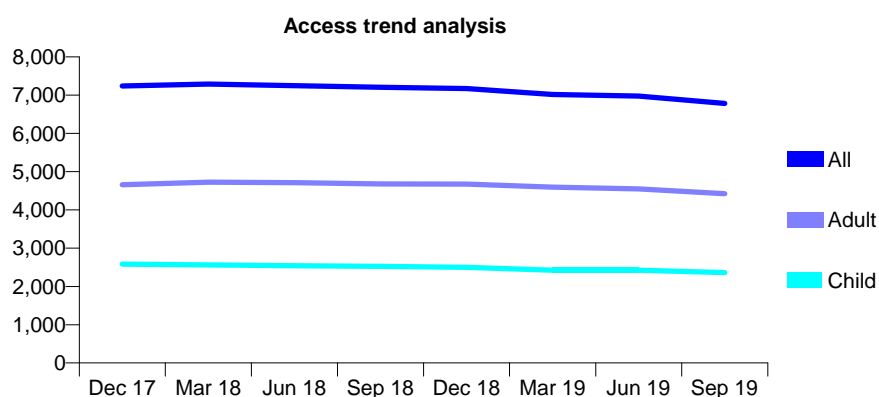
Q46 - Vital Signs At a Glance Contract Report for 130761/0001 - September 2019

Name or company name	Ravat & Ray Dental Care (Deane) Ltd
Contract type name	GDS Contract
Purpose of contract	General
Contract start date	01/04/2011
Contract end date	

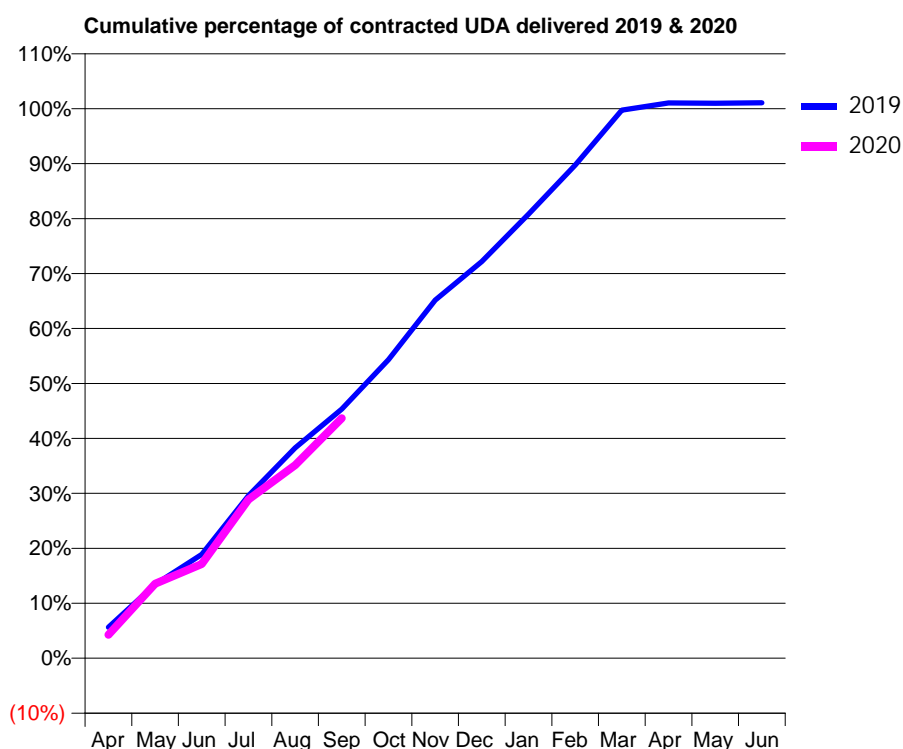
19/20 Contracted general activity (UDA)	18,900
Carry forward general activity (UDA)	0
19/20 Contracted orthodontic activity (UOA)	0
Carry forward orthodontic activity (UOA)	0
Baseline contract value	£532,487.76

ACCESS*

Patients seen in 24 months	Total	Change since previous quarter
Quarter ending September 2018	7,206	
Quarter ending December 2018	7,173	→
Quarter ending March 2019	7,020	↓
Quarter ending June 2019	6,973	→
Quarter ending September 2019	6,782	↓
Variance since September 2018	(5.9%)	↓



ACTIVITY



Month	2019	2020
April	1,067	808
May	2,540	2,562
June	3,572	3,239
July	5,589	5,459
August	7,235	6,638
September	8,569	8,256
October	10,266	
November	12,319	
December	13,643	
January	15,270	
February	16,957	
March	18,848	
April	19,094	
May	19,086	
June	19,101	

QUALITY

	Quantity	Base Number	Contract	AT	Region	England
% of FP17s for the same patient ID Re-attending within 3 months - Children	268	1,909	14.0%	11.5%	12.1%	11.5%
% of FP17s for the same patient ID Re-attending within 3 months - Adults	386	2,776	13.9%	16.1%	15.6%	15.4%
% of FP17s for the same patient ID Re-attending between 3 & 9 months - Children	1,251	1,909	65.5%	59.3%	61.2%	59.7%
% of FP17s for the same patient ID Re-attending between 3 & 9 months - Adults	1,609	2,776	58.0%	51.9%	54.3%	51.7%
% of FP17s for Band 1 Urgent Courses	522	4,545	11.5%	10.4%	9.1%	9.2%
% of FP17s Relating to Free Repair or Replacements	17	4,545	0.4%	0.8%	0.9%	0.7%
% of FP17s Relating to Continuations	2	4,545	0.0%	0.8%	1.0%	0.8%
% of Patients satisfied with the dentistry they have received	0	0	N/A	92.3%	94.4%	93.5%
% of Patients satisfied with the time they had to wait for an appointment	0	0	N/A	87.3%	88.1%	87.4%

* This is based on patients treated on this contract for their most recent course of treatment.

Figures in italics indicate the base number of FP17s or Patient Questionnaire responses are less than 100. N/A is shown where the base number of responses is less than 10 during the period. % is calculated as Quantity/Base number*100

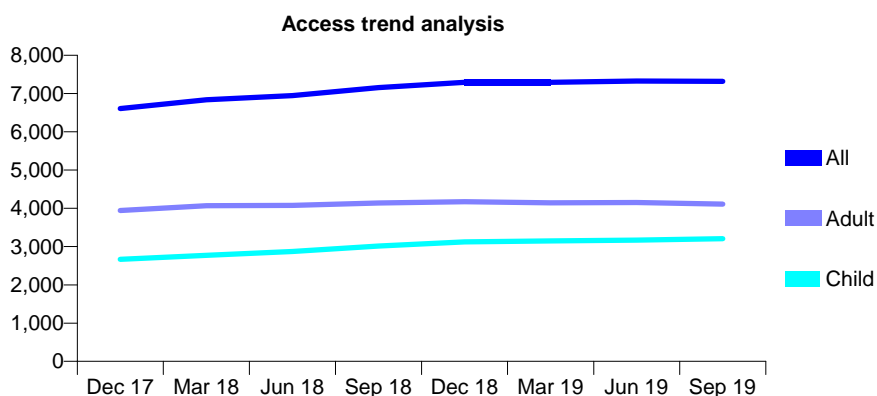
Q46 - Vital Signs At a Glance Contract Report for 131318/0001 - September 2019

Name or company name	Bennison Dental Practice
Contract type name	GDS Contract
Purpose of contract	General
Contract start date	01/10/2014
Contract end date	

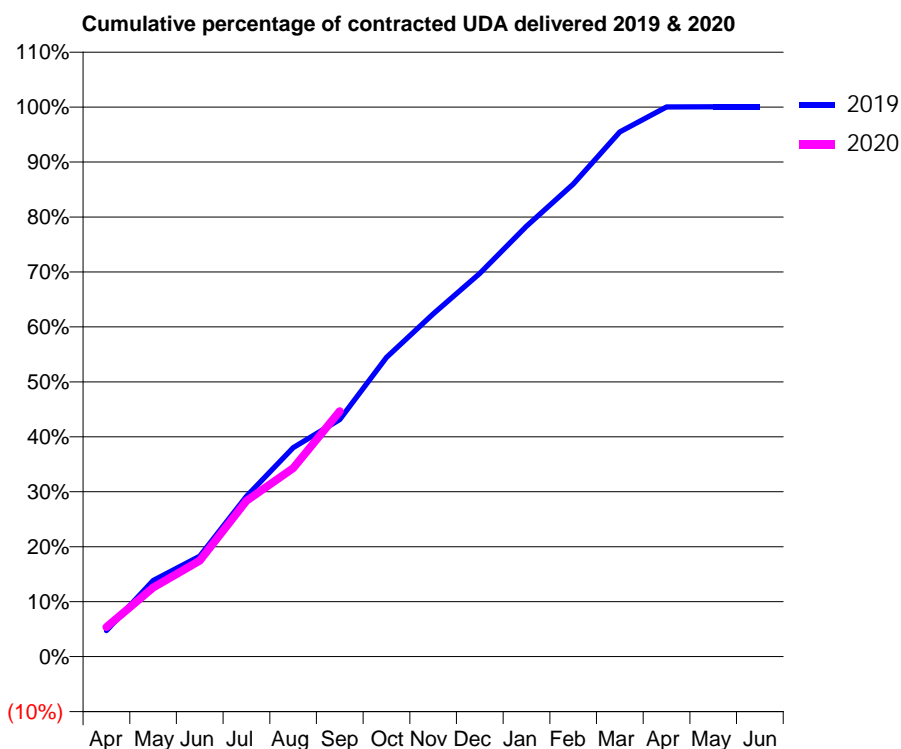
19/20 Contracted general activity (UDA)	21,338
Carry forward general activity (UDA)	0
19/20 Contracted orthodontic activity (UOA)	0
Carry forward orthodontic activity (UOA)	0
Baseline contract value	£701,234.69

ACCESS*

Patients seen in 24 months	Total	Change since previous quarter
Quarter ending September 2018	7,156	
Quarter ending December 2018	7,294	→
Quarter ending March 2019	7,295	→
Quarter ending June 2019	7,324	→
Quarter ending September 2019	7,318	→
Variance since September 2018	2.3%	↑



ACTIVITY



Month	Adjusted Scheduled Activity (UDA)	
	2019	2020
April	1,012	1,147
May	2,954	2,683
June	3,902	3,727
July	6,225	6,052
August	8,111	7,320
September	9,208	9,528
October	11,619	
November	13,303	
December	14,879	
January	16,712	
February	18,350	
March	20,372	
April	21,342	
May	21,344	
June	21,345	

QUALITY

	Quantity	Base Number	Contract	AT	Region	England
% of FP17s for the same patient ID Re-attending within 3 months - Children	315	2,792	11.3%	11.5%	12.1%	11.5%
% of FP17s for the same patient ID Re-attending within 3 months - Adults	463	2,961	15.6%	16.1%	15.6%	15.4%
% of FP17s for the same patient ID Re-attending between 3 & 9 months - Children	1,927	2,792	69.0%	59.3%	61.2%	59.7%
% of FP17s for the same patient ID Re-attending between 3 & 9 months - Adults	1,748	2,961	59.0%	51.9%	54.3%	51.7%
% of FP17s for Band 1 Urgent Courses	376	5,003	7.5%	10.4%	9.1%	9.2%
% of FP17s Relating to Free Repair or Replacements	17	5,003	0.3%	0.8%	0.9%	0.7%
% of FP17s Relating to Continuations	4	5,003	0.1%	0.8%	1.0%	0.8%
% of Patients satisfied with the dentistry they have received	0	0	N/A	92.3%	94.4%	93.5%
% of Patients satisfied with the time they had to wait for an appointment	0	0	N/A	87.3%	88.1%	87.4%

* This is based on patients treated on this contract for their most recent course of treatment. Figures in italics indicate the base number of FP17s or Patient Questionnaire responses are less than 100. N/A is shown where the base number of responses is less than 10 during the period. % is calculated as Quantity/Base number*100

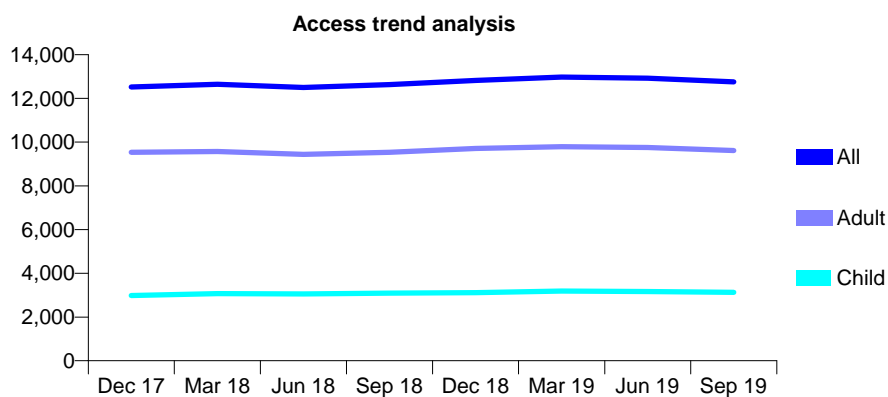
Q46 - Vital Signs At a Glance Contract Report for 131415/0001 - September 2019

Name or company name	Kinshuck Family Dentistry Ltd
Contract type name	GDS Contract
Purpose of contract	General
Contract start date	01/10/2008
Contract end date	

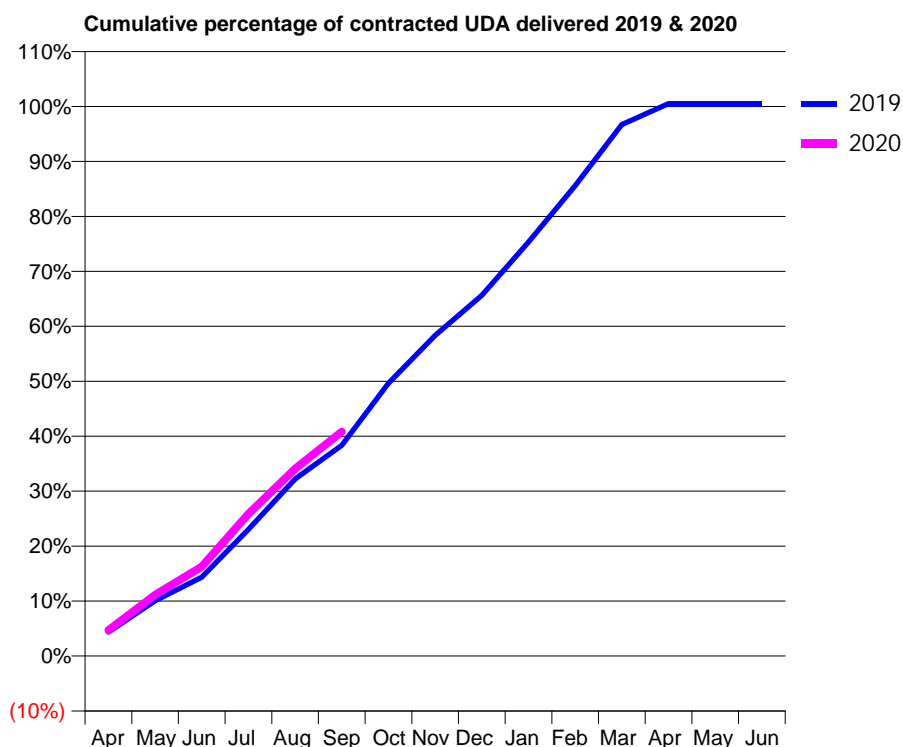
19/20 Contracted general activity (UDA)	37,000
Carry forward general activity (UDA)	0
19/20 Contracted orthodontic activity (UOA)	0
Carry forward orthodontic activity (UOA)	0
Baseline contract value	£1,118,170.21

ACCESS*

Patients seen in 24 months	Total	Change since previous quarter
Quarter ending September 2018	12,633	
Quarter ending December 2018	12,822	→
Quarter ending March 2019	12,977	→
Quarter ending June 2019	12,921	→
Quarter ending September 2019	12,750	↓
Variance since September 2018	0.9%	→



ACTIVITY



Month	Adjusted Scheduled Activity (UDA)	
	2019	2020
April	1,614	1,734
May	3,721	4,126
June	5,307	6,018
July	8,528	9,571
August	11,926	12,615
September	14,189	15,095
October	18,366	
November	21,585	
December	24,284	
January	27,863	
February	31,674	
March	35,773	
April	37,189	
May	37,194	
June	37,193	

QUALITY

	Quantity	Base Number	Contract	AT	Region	England
% of FP17s for the same patient ID Re-attending within 3 months - Children	258	2,401	10.7%	11.5%	12.1%	11.5%
% of FP17s for the same patient ID Re-attending within 3 months - Adults	838	6,340	13.2%	16.1%	15.6%	15.4%
% of FP17s for the same patient ID Re-attending between 3 & 9 months - Children	1,559	2,401	64.9%	59.3%	61.2%	59.7%
% of FP17s for the same patient ID Re-attending between 3 & 9 months - Adults	3,922	6,340	61.9%	51.9%	54.3%	51.7%
% of FP17s for Band 1 Urgent Courses	847	8,082	10.5%	10.4%	9.1%	9.2%
% of FP17s Relating to Free Repair or Replacements	64	8,082	0.8%	0.8%	0.9%	0.7%
% of FP17s Relating to Continuations	100	8,082	1.2%	0.8%	1.0%	0.8%
% of Patients satisfied with the dentistry they have received	2	3	N/A	92.3%	94.4%	93.5%
% of Patients satisfied with the time they had to wait for an appointment	2	3	N/A	87.3%	88.1%	87.4%

* This is based on patients treated on this contract for their most recent course of treatment. Figures in italics indicate the base number of FP17s or Patient Questionnaire responses are less than 100. N/A is shown where the base number of responses is less than 10 during the period. % is calculated as Quantity/Base number*100

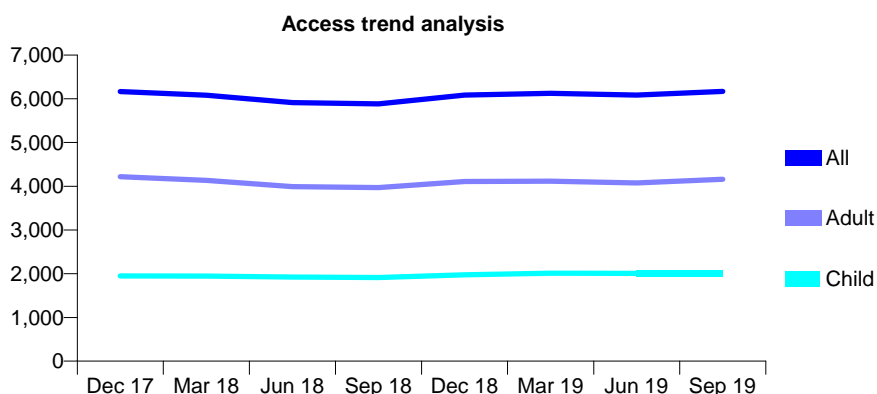
Q46 - Vital Signs At a Glance Contract Report for 132284/0001 - September 2019

Name or company name	Smile Care (Dental) LTD
Contract type name	GDS Contract
Purpose of contract	General
Contract start date	01/04/2011
Contract end date	

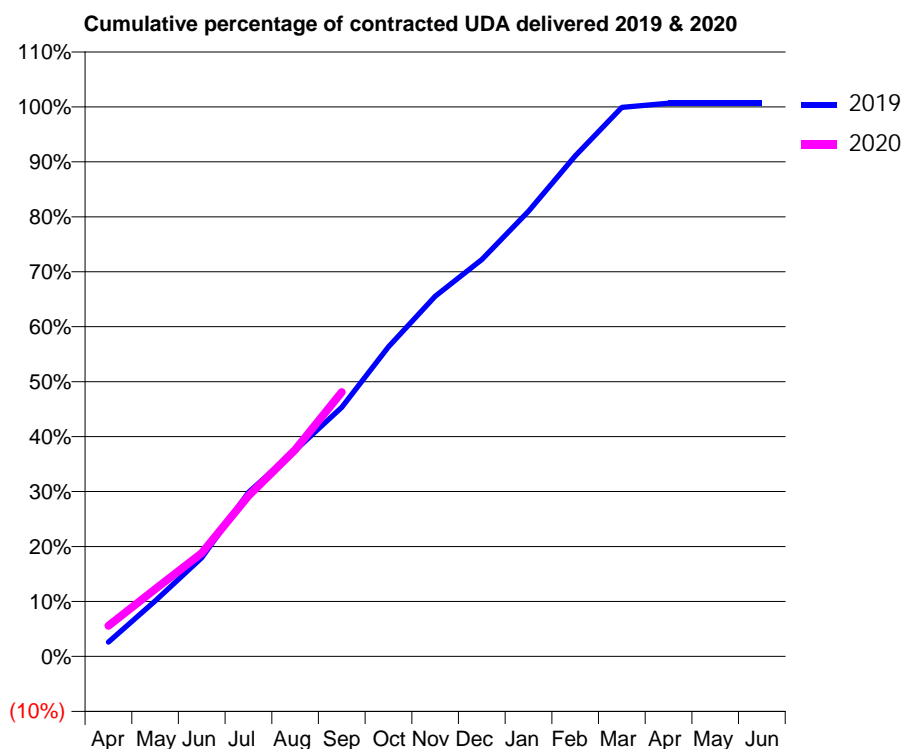
19/20 Contracted general activity (UDA)	20,234
Carry forward general activity (UDA)	0
19/20 Contracted orthodontic activity (UOA)	0
Carry forward orthodontic activity (UOA)	0
Baseline contract value	£542,881.11

ACCESS*

Patients seen in 24 months	Total	Change since previous quarter
Quarter ending September 2018	5,881	
Quarter ending December 2018	6,082	↑
Quarter ending March 2019	6,127	→
Quarter ending June 2019	6,085	→
Quarter ending September 2019	6,169	→
Variance since September 2018	4.9%	↑



ACTIVITY



Month	2019	2020
April	526	1,127
May	2,039	2,478
June	3,634	3,805
July	6,035	5,913
August	7,590	7,607
September	9,169	9,734
October	11,397	
November	13,259	
December	14,612	
January	16,386	
February	18,430	
March	20,212	
April	20,370	
May	20,365	
June	20,365	

QUALITY

	Quantity	Base Number	Contract	AT	Region	England
% of FP17s for the same patient ID Re-attending within 3 months - Children	81	1,183	6.8%	11.5%	12.1%	11.5%
% of FP17s for the same patient ID Re-attending within 3 months - Adults	355	2,400	14.8%	16.1%	15.6%	15.4%
% of FP17s for the same patient ID Re-attending between 3 & 9 months - Children	543	1,183	45.9%	59.3%	61.2%	59.7%
% of FP17s for the same patient ID Re-attending between 3 & 9 months - Adults	1,017	2,400	42.4%	51.9%	54.3%	51.7%
% of FP17s for Band 1 Urgent Courses	436	3,524	12.4%	10.4%	9.1%	9.2%
% of FP17s Relating to Free Repair or Replacements	77	3,524	2.2%	0.8%	0.9%	0.7%
% of FP17s Relating to Continuations	17	3,524	0.5%	0.8%	1.0%	0.8%
% of Patients satisfied with the dentistry they have received	0	0	N/A	92.3%	94.4%	93.5%
% of Patients satisfied with the time they had to wait for an appointment	0	0	N/A	87.3%	88.1%	87.4%

* This is based on patients treated on this contract for their most recent course of treatment. Figures in italics indicate the base number of FP17s or Patient Questionnaire responses are less than 100. N/A is shown where the base number of responses is less than 10 during the period. % is calculated as Quantity/Base number*100

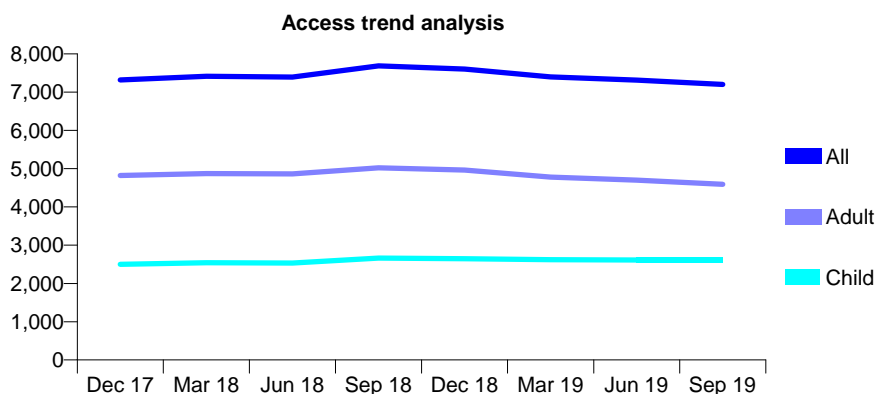
Q46 - Vital Signs At a Glance Contract Report for 133353/0001 - September 2019

Name or company name	Droylsden Road Dental Practice
Contract type name	GDS Contract
Purpose of contract	General
Contract start date	01/02/2012
Contract end date	

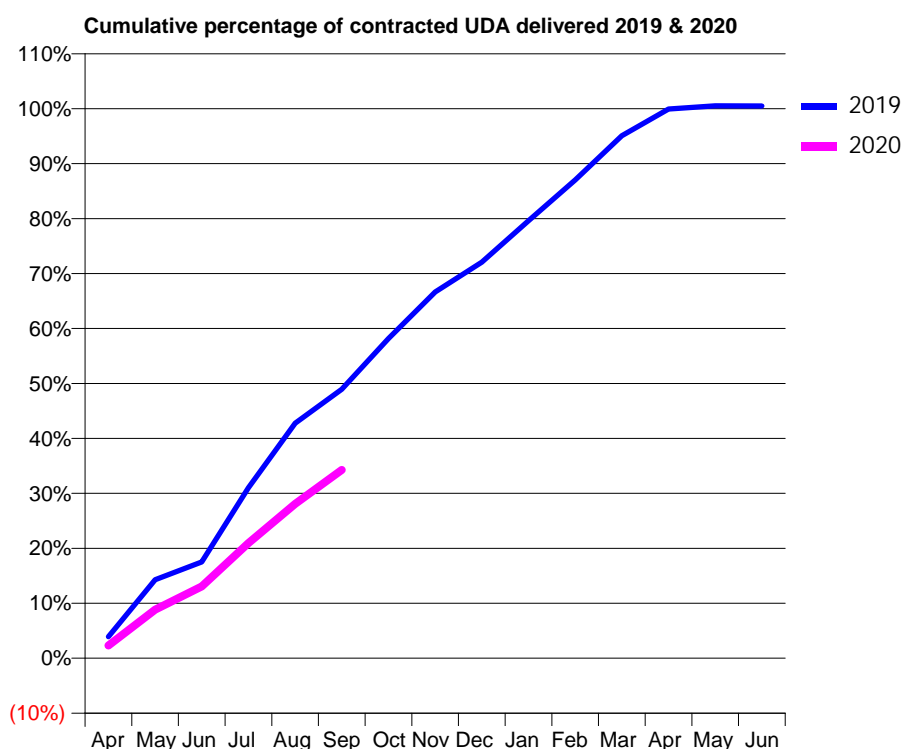
19/20 Contracted general activity (UDA)	21,267
Carry forward general activity (UDA)	0
19/20 Contracted orthodontic activity (UOA)	0
Carry forward orthodontic activity (UOA)	0
Baseline contract value	£710,221.78

ACCESS*

Patients seen in 24 months	Total	Change since previous quarter
Quarter ending September 2018	7,683	
Quarter ending December 2018	7,606	↓
Quarter ending March 2019	7,400	↓
Quarter ending June 2019	7,314	↓
Quarter ending September 2019	7,201	↓
Variance since September 2018	(6.3%)	↓



ACTIVITY



Month	2019	2020
April	834	493
May	3,037	1,879
June	3,721	2,777
July	6,597	4,457
August	9,097	5,972
September	10,405	7,284
October	12,371	
November	14,174	
December	15,325	
January	16,929	
February	18,510	
March	20,218	
April	21,256	
May	21,375	
June	21,371	

QUALITY

	Quantity	Base Number	Contract	AT	Region	England
% of FP17s for the same patient ID Re-attending within 3 months - Children	102	1,554	6.6%	11.5%	12.1%	11.5%
% of FP17s for the same patient ID Re-attending within 3 months - Adults	243	2,374	10.2%	16.1%	15.6%	15.4%
% of FP17s for the same patient ID Re-attending between 3 & 9 months - Children	860	1,554	55.3%	59.3%	61.2%	59.7%
% of FP17s for the same patient ID Re-attending between 3 & 9 months - Adults	1,277	2,374	53.8%	51.9%	54.3%	51.7%
% of FP17s for Band 1 Urgent Courses	189	3,091	6.1%	10.4%	9.1%	9.2%
% of FP17s Relating to Free Repair or Replacements	19	3,091	0.6%	0.8%	0.9%	0.7%
% of FP17s Relating to Continuations	11	3,091	0.4%	0.8%	1.0%	0.8%
% of Patients satisfied with the dentistry they have received	0	0	N/A	92.3%	94.4%	93.5%
% of Patients satisfied with the time they had to wait for an appointment	0	0	N/A	87.3%	88.1%	87.4%

* This is based on patients treated on this contract for their most recent course of treatment.

Figures in italics indicate the base number of FP17s or Patient Questionnaire responses are less than 100. N/A is shown where the base number of responses is less than 10 during the period. % is calculated as Quantity/Base number*100

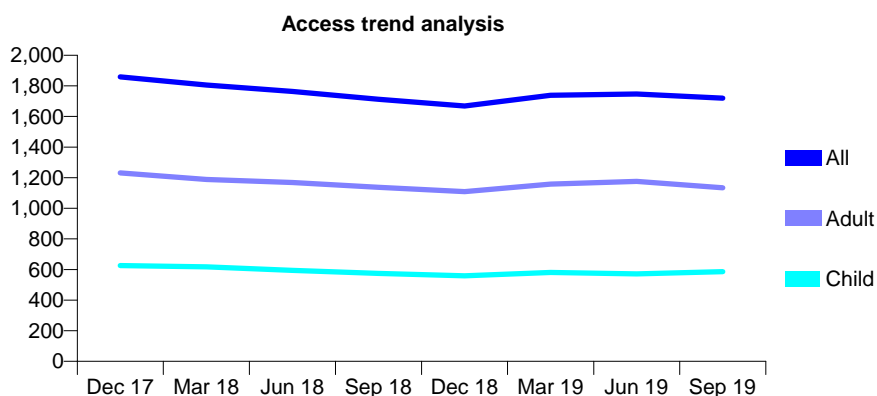
Q46 - Vital Signs At a Glance Contract Report for 133485/0001 - September 2019

Name or company name	Ethos Dental Care
Contract type name	GDS Contract
Purpose of contract	General
Contract start date	09/03/2015
Contract end date	

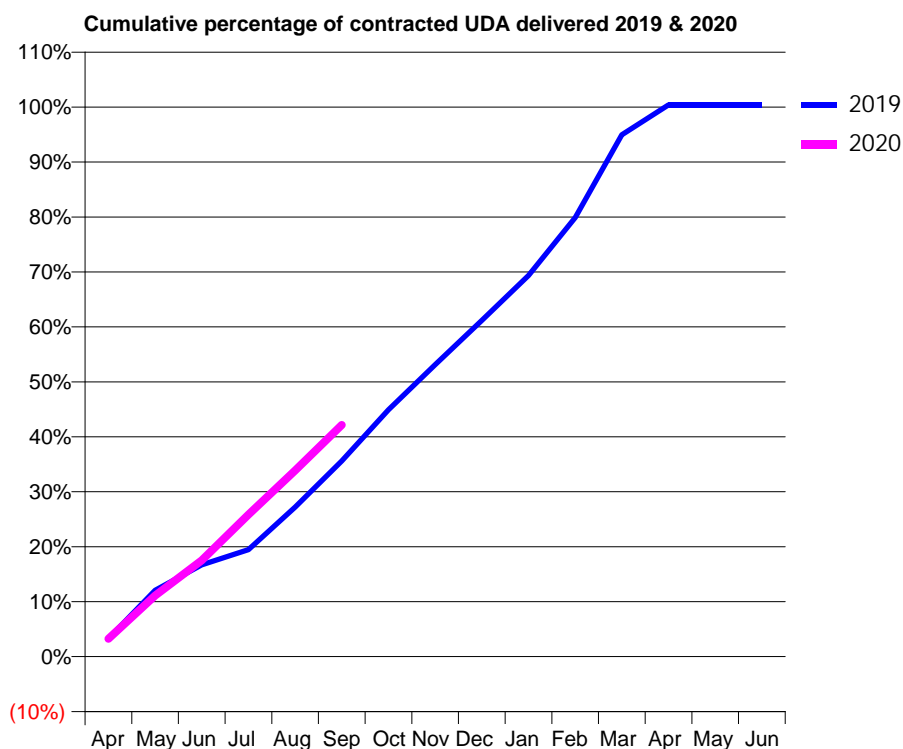
19/20 Contracted general activity (UDA)	5,553
Carry forward general activity (UDA)	0
19/20 Contracted orthodontic activity (UOA)	0
Carry forward orthodontic activity (UOA)	0
Baseline contract value	£122,000.09

ACCESS*

Patients seen in 24 months	Total	Change since previous quarter
Quarter ending September 2018	1,712	
Quarter ending December 2018	1,668	↓
Quarter ending March 2019	1,739	↑
Quarter ending June 2019	1,747	→
Quarter ending September 2019	1,720	↓
Variance since September 2018	0.5%	→



ACTIVITY



Month	Adjusted Scheduled Activity (UDA)	
	2019	2020
April	185	182
May	670	617
June	928	972
July	1,081	1,435
August	1,511	1,881
September	1,978	2,341
October	2,495	
November	2,951	
December	3,396	
January	3,850	
February	4,437	
March	5,272	
April	5,575	
May	5,575	
June	5,575	

QUALITY

	Quantity	Base Number	Contract	AT	Region	England
% of FP17s for the same patient ID Re-attending within 3 months - Children	46	506	9.1%	11.5%	12.1%	11.5%
% of FP17s for the same patient ID Re-attending within 3 months - Adults	79	790	10.0%	16.1%	15.6%	15.4%
% of FP17s for the same patient ID Re-attending between 3 & 9 months - Children	290	506	57.3%	59.3%	61.2%	59.7%
% of FP17s for the same patient ID Re-attending between 3 & 9 months - Adults	395	790	50.0%	51.9%	54.3%	51.7%
% of FP17s for Band 1 Urgent Courses	79	1,184	6.7%	10.4%	9.1%	9.2%
% of FP17s Relating to Free Repair or Replacements	10	1,184	0.8%	0.8%	0.9%	0.7%
% of FP17s Relating to Continuations	2	1,184	0.2%	0.8%	1.0%	0.8%
% of Patients satisfied with the dentistry they have received	1	1	N/A	92.3%	94.4%	93.5%
% of Patients satisfied with the time they had to wait for an appointment	1	1	N/A	87.3%	88.1%	87.4%

* This is based on patients treated on this contract for their most recent course of treatment. Figures in italics indicate the base number of FP17s or Patient Questionnaire responses are less than 100. N/A is shown where the base number of responses is less than 10 during the period. % is calculated as Quantity/Base number*100

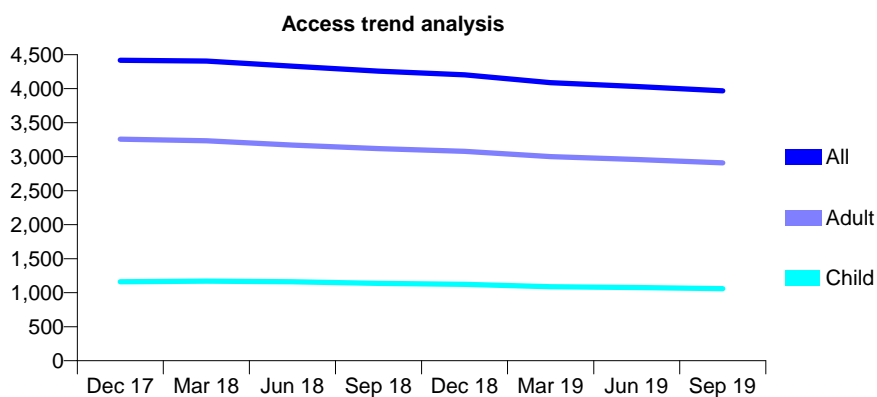
Q46 - Vital Signs At a Glance Contract Report for 134899/0001 - September 2019

Name or company name	High Lane Partnership
Contract type name	GDS Contract
Purpose of contract	General and Orthodontic
Contract start date	01/06/2015
Contract end date	

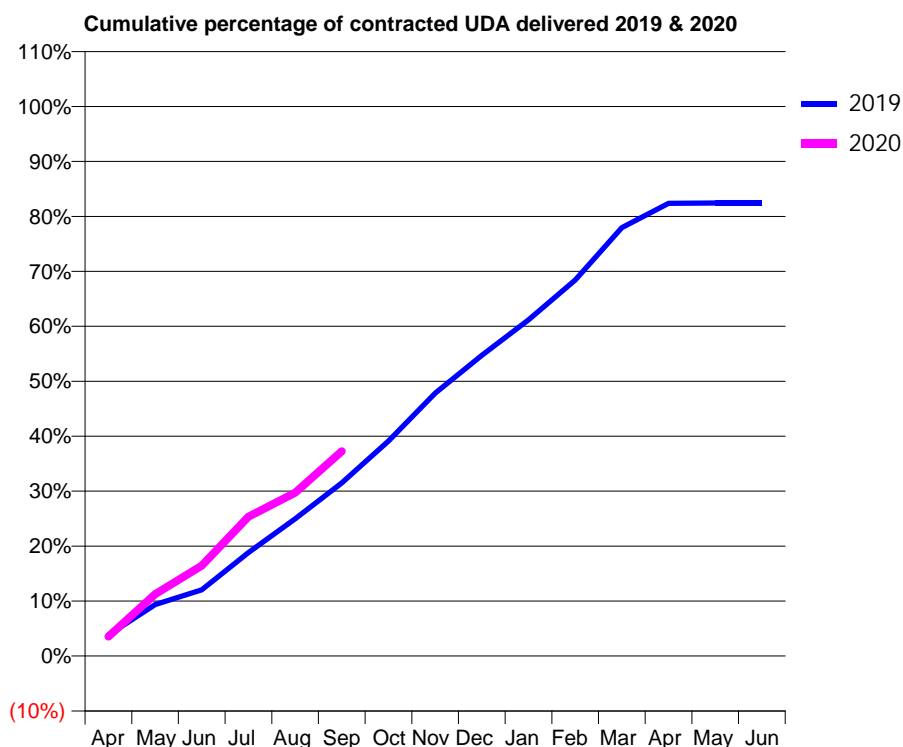
19/20 Contracted general activity (UDA)	14,969
Carry forward general activity (UDA)	0
19/20 Contracted orthodontic activity (UOA)	309
Carry forward orthodontic activity (UOA)	0
Baseline contract value	£448,170.47

ACCESS*

Patients seen in 24 months	Total	Change since previous quarter
Quarter ending September 2018	4,257	
Quarter ending December 2018	4,202	↓
Quarter ending March 2019	4,089	↓
Quarter ending June 2019	4,032	↓
Quarter ending September 2019	3,967	↓
Variance since September 2018	(6.8%)	↓



ACTIVITY



Month	Adjusted Scheduled Activity (UDA)	
	2019	2020
April	575	530
May	1,399	1,683
June	1,803	2,462
July	2,822	3,793
August	3,740	4,449
September	4,716	5,577
October	5,859	
November	7,161	
December	8,190	
January	9,155	
February	10,241	
March	11,667	
April	12,332	
May	12,337	
June	12,338	

QUALITY

	Quantity	Base Number	Contract	AT	Region	England
% of FP17s for the same patient ID Re-attending within 3 months - Children	73	821	8.9%	11.5%	12.1%	11.5%
% of FP17s for the same patient ID Re-attending within 3 months - Adults	346	2,316	14.9%	16.1%	15.6%	15.4%
% of FP17s for the same patient ID Re-attending between 3 & 9 months - Children	566	821	68.9%	59.3%	61.2%	59.7%
% of FP17s for the same patient ID Re-attending between 3 & 9 months - Adults	1,550	2,316	66.9%	51.9%	54.3%	51.7%
% of FP17s for Band 1 Urgent Courses	235	2,876	8.2%	10.4%	9.1%	9.2%
% of FP17s Relating to Free Repair or Replacements	42	2,876	1.5%	0.8%	0.9%	0.7%
% of FP17s Relating to Continuations	20	2,876	0.7%	0.8%	1.0%	0.8%
% of Patients satisfied with the dentistry they have received	1	1	N/A	92.3%	94.4%	93.5%
% of Patients satisfied with the time they had to wait for an appointment	1	1	N/A	87.3%	88.1%	87.4%

* This is based on patients treated on this contract for their most recent course of treatment. Figures in italics indicate the base number of FP17s or Patient Questionnaire responses are less than 100. N/A is shown where the base number of responses is less than 10 during the period. % is calculated as Quantity/Base number*100

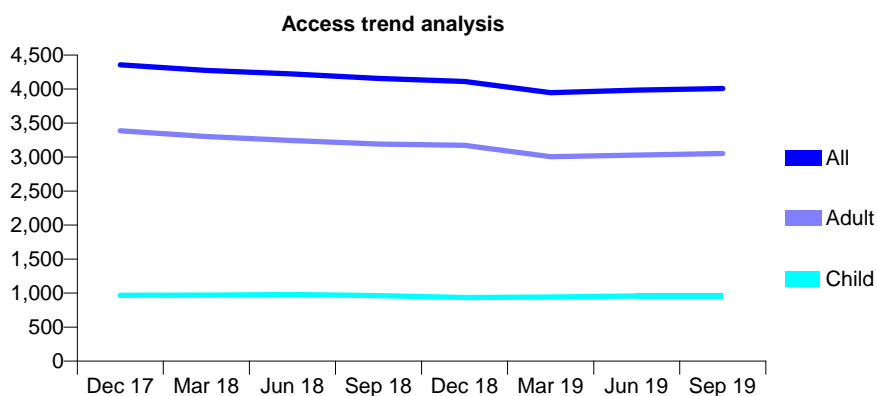
Q46 - Vital Signs At a Glance Contract Report for 136255/0001 - September 2019

Name or company name	Haughton Green Dental Practice
Contract type name	Pilot Contract
Purpose of contract	General
Contract start date	01/02/2013
Contract end date	

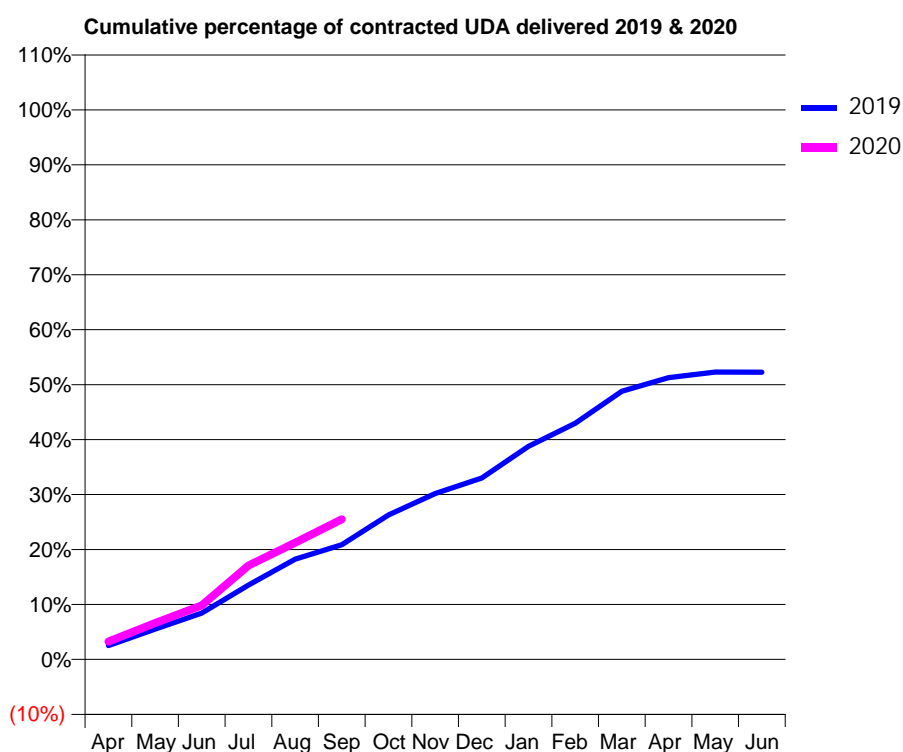
19/20 Contracted general activity (UDA)	13,158
Carry forward general activity (UDA)	0
19/20 Contracted orthodontic activity (UOA)	0
Carry forward orthodontic activity (UOA)	0
Baseline contract value	£378,923.54

ACCESS*

Patients seen in 24 months	Total	Change since previous quarter
Quarter ending September 2018	4,155	
Quarter ending December 2018	4,110	↓
Quarter ending March 2019	3,949	↓
Quarter ending June 2019	3,986	→
Quarter ending September 2019	4,008	→
Variance since September 2018	(3.5%)	↓



ACTIVITY



Month	Adjusted Scheduled Activity (UDA)	
	2019	2020
April	330	427
May	726	874
June	1,109	1,293
July	1,781	2,245
August	2,402	2,796
September	2,748	3,354
October	3,461	
November	3,975	
December	4,343	
January	5,103	
February	5,654	
March	6,421	
April	6,746	
May	6,879	
June	6,878	

QUALITY

	Quantity	Base Number	Contract	AT	Region	England
% of FP17s for the same patient ID Re-attending within 3 months - Children	31	507	6.1%	11.5%	12.1%	11.5%
% of FP17s for the same patient ID Re-attending within 3 months - Adults	127	1,376	9.2%	16.1%	15.6%	15.4%
% of FP17s for the same patient ID Re-attending between 3 & 9 months - Children	148	507	29.2%	59.3%	61.2%	59.7%
% of FP17s for the same patient ID Re-attending between 3 & 9 months - Adults	210	1,376	15.3%	51.9%	54.3%	51.7%
% of FP17s for Band 1 Urgent Courses	207	1,740	11.9%	10.4%	9.1%	9.2%
% of FP17s Relating to Free Repair or Replacements	10	1,740	0.6%	0.8%	0.9%	0.7%
% of FP17s Relating to Continuations	6	1,740	0.3%	0.8%	1.0%	0.8%
% of Patients satisfied with the dentistry they have received	0	0	N/A	92.3%	94.4%	93.5%
% of Patients satisfied with the time they had to wait for an appointment	0	0	N/A	87.3%	88.1%	87.4%

* This is based on patients treated on this contract for their most recent course of treatment. Figures in italics indicate the base number of FP17s or Patient Questionnaire responses are less than 100. N/A is shown where the base number of responses is less than 10 during the period. % is calculated as Quantity/Base number*100

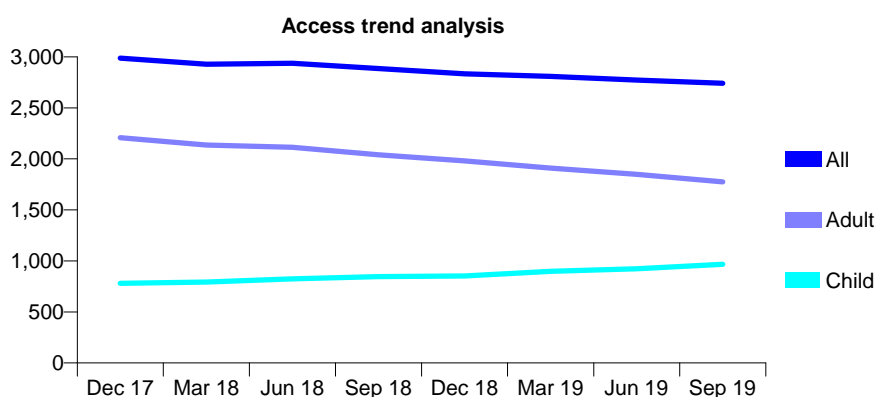
Q46 - Vital Signs At a Glance Contract Report for 136379/0001 - September 2019

Name or company name	Adrian Jennings Ltd T/A Chorlton Smile Ce
Contract type name	GDS Contract
Purpose of contract	General
Contract start date	01/01/2014
Contract end date	

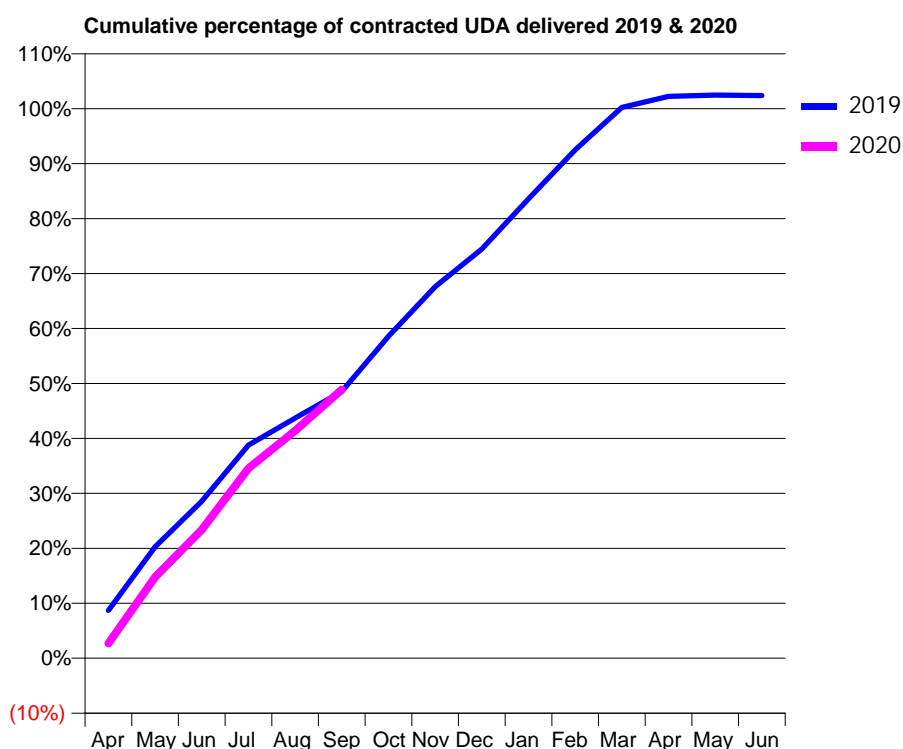
19/20 Contracted general activity (UDA)	5,877
Carry forward general activity (UDA)	0
19/20 Contracted orthodontic activity (UOA)	0
Carry forward orthodontic activity (UOA)	0
Baseline contract value	£186,942.46

ACCESS*

Patients seen in 24 months	Total	Change since previous quarter
Quarter ending September 2018	2,886	
Quarter ending December 2018	2,833	↓
Quarter ending March 2019	2,808	→
Quarter ending June 2019	2,772	↓
Quarter ending September 2019	2,742	↓
Variance since September 2018	(5.0%)	↓



ACTIVITY



Month	2019	2020
April	494	159
May	1,152	869
June	1,622	1,374
July	2,202	2,032
August	2,482	2,432
September	2,758	2,873
October	3,328	
November	3,841	
December	4,229	
January	4,748	
February	5,254	
March	5,693	
April	5,806	
May	5,821	
June	5,815	

QUALITY

	Quantity	Base Number	Contract	AT	Region	England
% of FP17s for the same patient ID Re-attending within 3 months - Children	107	750	14.3%	11.5%	12.1%	11.5%
% of FP17s for the same patient ID Re-attending within 3 months - Adults	125	972	12.9%	16.1%	15.6%	15.4%
% of FP17s for the same patient ID Re-attending between 3 & 9 months - Children	394	750	52.5%	59.3%	61.2%	59.7%
% of FP17s for the same patient ID Re-attending between 3 & 9 months - Adults	336	972	34.6%	51.9%	54.3%	51.7%
% of FP17s for Band 1 Urgent Courses	114	1,646	6.9%	10.4%	9.1%	9.2%
% of FP17s Relating to Free Repair or Replacements	1	1,646	0.1%	0.8%	0.9%	0.7%
% of FP17s Relating to Continuations	0	1,646	0.0%	0.8%	1.0%	0.8%
% of Patients satisfied with the dentistry they have received	0	0	N/A	92.3%	94.4%	93.5%
% of Patients satisfied with the time they had to wait for an appointment	0	0	N/A	87.3%	88.1%	87.4%

* This is based on patients treated on this contract for their most recent course of treatment.

Figures in italics indicate the base number of FP17s or Patient Questionnaire responses are less than 100. N/A is shown where the base number of responses is less than 10 during the period. % is calculated as Quantity/Base number*100

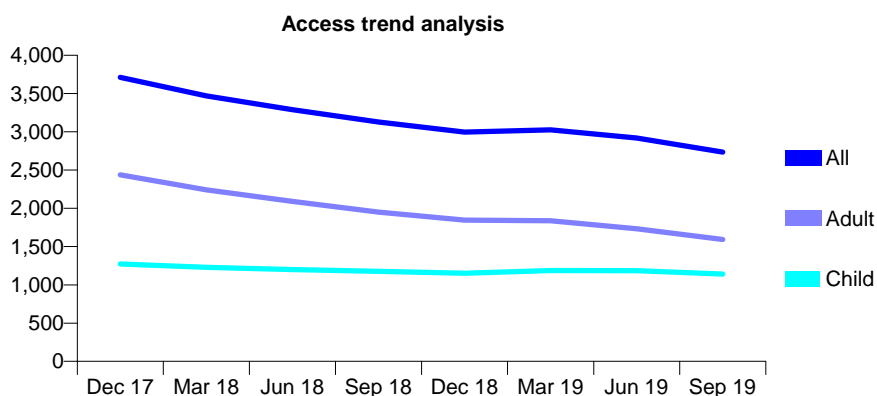
Q46 - Vital Signs At a Glance Contract Report for 137286/0001 - September 2019

Name or company name	Partners in Progress (UK) Ltd
Contract type name	GDS Contract
Purpose of contract	General
Contract start date	23/04/2009
Contract end date	

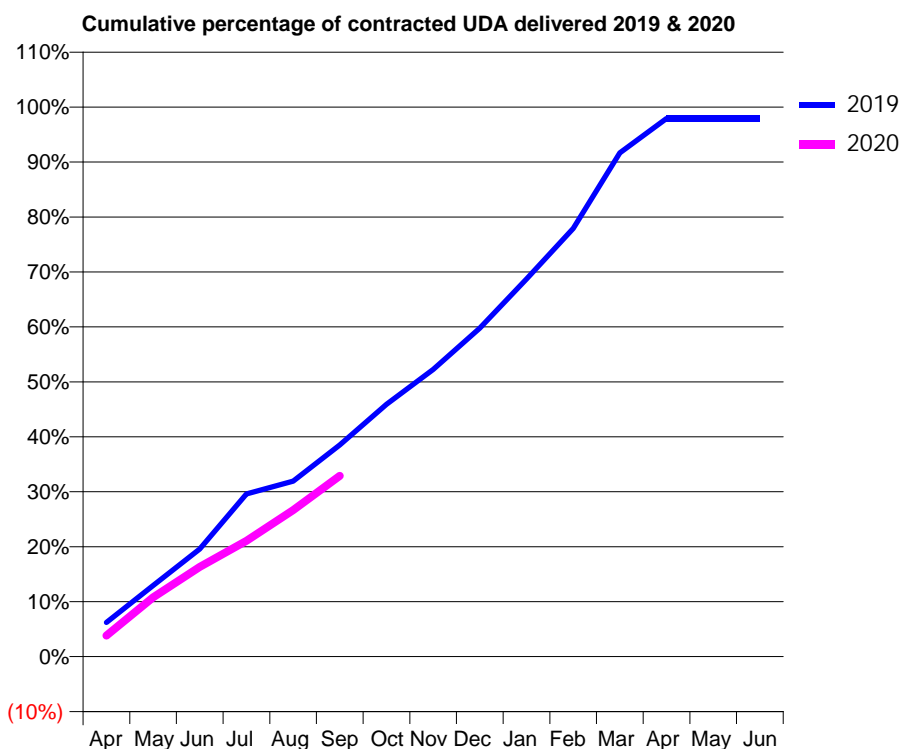
19/20 Contracted general activity (UDA)	9,797
Carry forward general activity (UDA)	0
19/20 Contracted orthodontic activity (UOA)	0
Carry forward orthodontic activity (UOA)	0
Baseline contract value	£277,455.02

ACCESS*

Patients seen in 24 months	Total	Change since previous quarter
Quarter ending September 2018	3,127	
Quarter ending December 2018	2,996	↓
Quarter ending March 2019	3,025	→
Quarter ending June 2019	2,918	↓
Quarter ending September 2019	2,733	↓
Variance since September 2018	(12.6%)	↓



ACTIVITY



Month	Adjusted Scheduled Activity (UDA)	
	2019	2020
April	597	376
May	1,244	1,057
June	1,881	1,599
July	2,844	2,065
August	3,068	2,611
September	3,697	3,222
October	4,407	
November	5,018	
December	5,740	
January	6,596	
February	7,480	
March	8,799	
April	9,401	
May	9,401	
June	9,401	

QUALITY

	Quantity	Base Number	Contract	AT	Region	England
% of FP17s for the same patient ID Re-attending within 3 months - Children	56	717	7.8%	11.5%	12.1%	11.5%
% of FP17s for the same patient ID Re-attending within 3 months - Adults	245	1,024	23.9%	16.1%	15.6%	15.4%
% of FP17s for the same patient ID Re-attending between 3 & 9 months - Children	429	717	59.8%	59.3%	61.2%	59.7%
% of FP17s for the same patient ID Re-attending between 3 & 9 months - Adults	530	1,024	51.8%	51.9%	54.3%	51.7%
% of FP17s for Band 1 Urgent Courses	243	1,551	15.7%	10.4%	9.1%	9.2%
% of FP17s Relating to Free Repair or Replacements	10	1,551	0.6%	0.8%	0.9%	0.7%
% of FP17s Relating to Continuations	30	1,551	1.9%	0.8%	1.0%	0.8%
% of Patients satisfied with the dentistry they have received	2	2	N/A	92.3%	94.4%	93.5%
% of Patients satisfied with the time they had to wait for an appointment	2	2	N/A	87.3%	88.1%	87.4%

* This is based on patients treated on this contract for their most recent course of treatment. Figures in italics indicate the base number of FP17s or Patient Questionnaire responses are less than 100. N/A is shown where the base number of responses is less than 10 during the period. % is calculated as Quantity/Base number*100

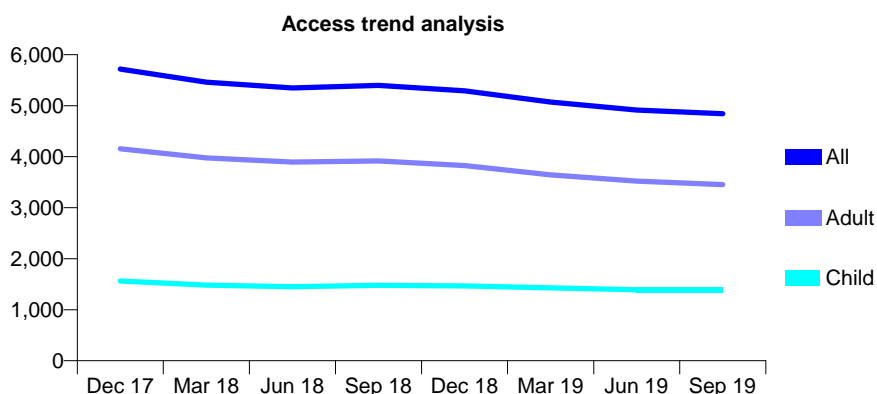
Q46 - Vital Signs At a Glance Contract Report for 137731/0003 - September 2019

Name or company name	Smile Transformation & Cosmetic Services
Contract type name	GDS Contract
Purpose of contract	General
Contract start date	01/08/2014
Contract end date	

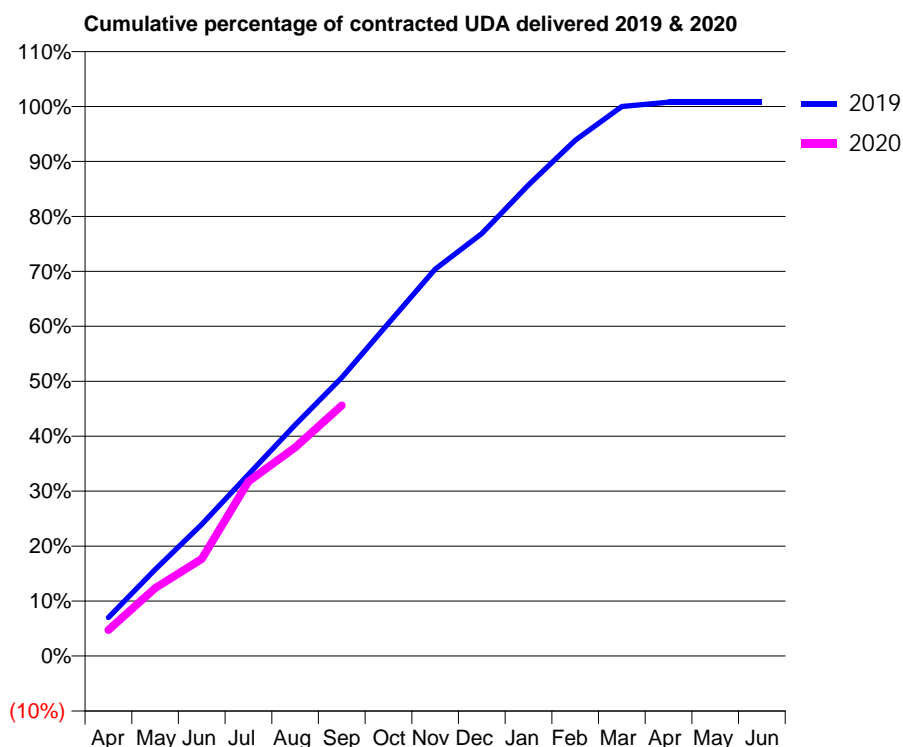
19/20 Contracted general activity (UDA)	17,603
Carry forward general activity (UDA)	0
19/20 Contracted orthodontic activity (UOA)	0
Carry forward orthodontic activity (UOA)	0
Baseline contract value	£470,987.49

ACCESS*

Patients seen in 24 months	Total	Change since previous quarter
Quarter ending September 2018	5,397	
Quarter ending December 2018	5,290	↓
Quarter ending March 2019	5,070	↓
Quarter ending June 2019	4,914	↓
Quarter ending September 2019	4,844	↓
Variance since September 2018	(10.2%)	↓



ACTIVITY



Month	Adjusted Scheduled Activity (UDA)	
	2019	2020
April	1,233	836
May	2,771	2,176
June	4,216	3,111
July	5,816	5,590
August	7,406	6,682
September	8,919	8,025
October	10,661	
November	12,395	
December	13,530	
January	15,089	
February	16,522	
March	17,600	
April	17,736	
May	17,739	
June	17,739	

QUALITY

	Quantity	Base Number	Contract	AT	Region	England
% of FP17s for the same patient ID Re-attending within 3 months - Children	115	1,109	10.4%	11.5%	12.1%	11.5%
% of FP17s for the same patient ID Re-attending within 3 months - Adults	373	2,571	14.5%	16.1%	15.6%	15.4%
% of FP17s for the same patient ID Re-attending between 3 & 9 months - Children	695	1,109	62.7%	59.3%	61.2%	59.7%
% of FP17s for the same patient ID Re-attending between 3 & 9 months - Adults	1,564	2,571	60.8%	51.9%	54.3%	51.7%
% of FP17s for Band 1 Urgent Courses	385	3,589	10.7%	10.4%	9.1%	9.2%
% of FP17s Relating to Free Repair or Replacements	31	3,589	0.9%	0.8%	0.9%	0.7%
% of FP17s Relating to Continuations	28	3,589	0.8%	0.8%	1.0%	0.8%
% of Patients satisfied with the dentistry they have received	3	3	N/A	92.3%	94.4%	93.5%
% of Patients satisfied with the time they had to wait for an appointment	3	3	N/A	87.3%	88.1%	87.4%

* This is based on patients treated on this contract for their most recent course of treatment. Figures in italics indicate the base number of FP17s or Patient Questionnaire responses are less than 100. N/A is shown where the base number of responses is less than 10 during the period. % is calculated as Quantity/Base number*100

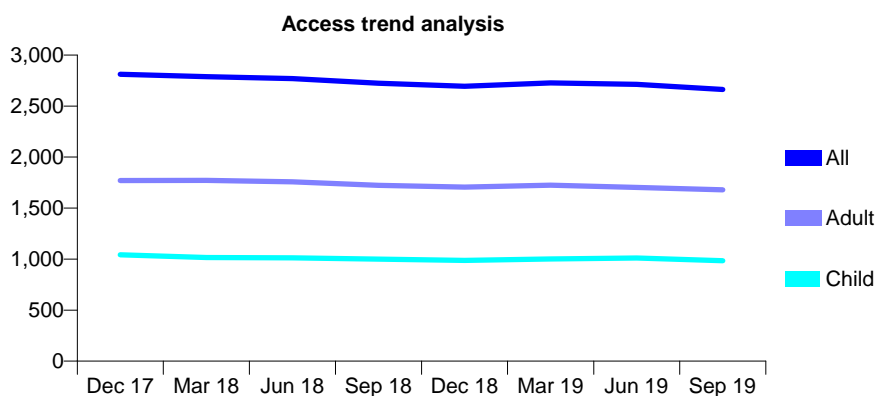
Q46 - Vital Signs At a Glance Contract Report for 137731/0004 - September 2019

Name or company name	Smile Transformation & Cosmetic Services
Contract type name	GDS Contract
Purpose of contract	General
Contract start date	01/08/2014
Contract end date	

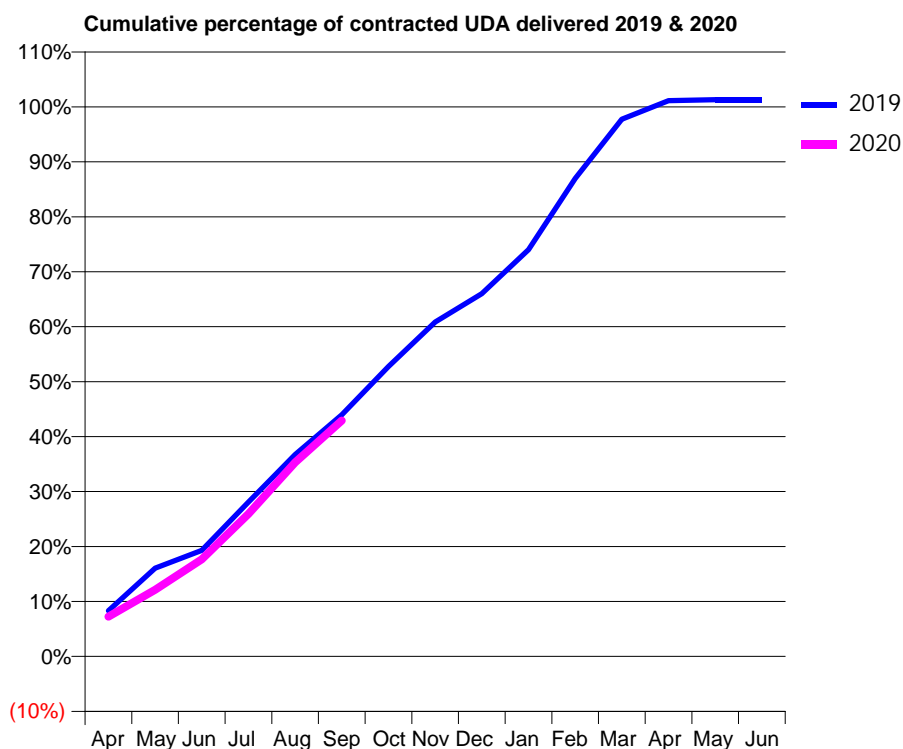
19/20 Contracted general activity (UDA)	8,659
Carry forward general activity (UDA)	0
19/20 Contracted orthodontic activity (UOA)	0
Carry forward orthodontic activity (UOA)	0
Baseline contract value	£237,972.83

ACCESS*

Patients seen in 24 months	Total	Change since previous quarter
Quarter ending September 2018	2,724	
Quarter ending December 2018	2,694	↓
Quarter ending March 2019	2,727	→
Quarter ending June 2019	2,713	→
Quarter ending September 2019	2,663	↓
Variance since September 2018	(2.2%)	↓



ACTIVITY



Month	2019	2020
April	720	628
May	1,390	1,049
June	1,671	1,530
July	2,433	2,246
August	3,183	3,059
September	3,807	3,716
October	4,567	
November	5,269	
December	5,717	
January	6,408	
February	7,531	
March	8,463	
April	8,758	
May	8,773	
June	8,773	

QUALITY

	Quantity	Base Number	Contract	AT	Region	England
% of FP17s for the same patient ID Re-attending within 3 months - Children	60	827	7.3%	11.5%	12.1%	11.5%
% of FP17s for the same patient ID Re-attending within 3 months - Adults	201	1,265	15.9%	16.1%	15.6%	15.4%
% of FP17s for the same patient ID Re-attending between 3 & 9 months - Children	564	827	68.2%	59.3%	61.2%	59.7%
% of FP17s for the same patient ID Re-attending between 3 & 9 months - Adults	765	1,265	60.5%	51.9%	54.3%	51.7%
% of FP17s for Band 1 Urgent Courses	168	1,936	8.7%	10.4%	9.1%	9.2%
% of FP17s Relating to Free Repair or Replacements	9	1,936	0.5%	0.8%	0.9%	0.7%
% of FP17s Relating to Continuations	12	1,936	0.6%	0.8%	1.0%	0.8%
% of Patients satisfied with the dentistry they have received	1	1	N/A	92.3%	94.4%	93.5%
% of Patients satisfied with the time they had to wait for an appointment	1	1	N/A	87.3%	88.1%	87.4%

* This is based on patients treated on this contract for their most recent course of treatment. Figures in italics indicate the base number of FP17s or Patient Questionnaire responses are less than 100. N/A is shown where the base number of responses is less than 10 during the period. % is calculated as Quantity/Base number*100

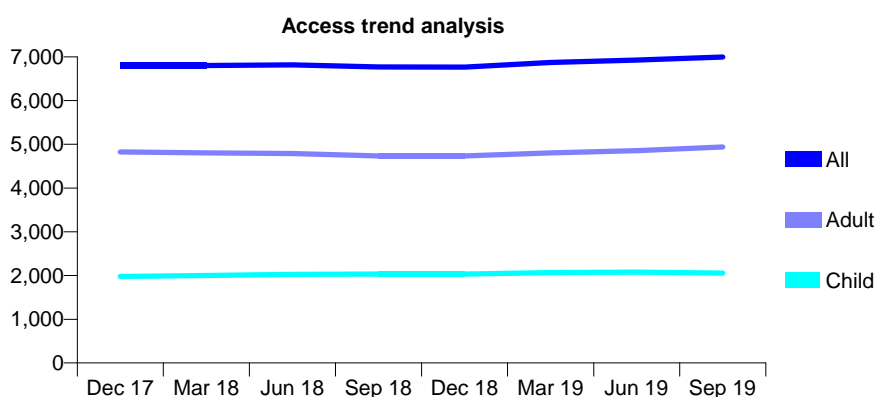
Q46 - Vital Signs At a Glance Contract Report for 138096/0001 - September 2019

Name or company name	Circle Dental Care Ltd
Contract type name	GDS Contract
Purpose of contract	General
Contract start date	01/08/2009
Contract end date	

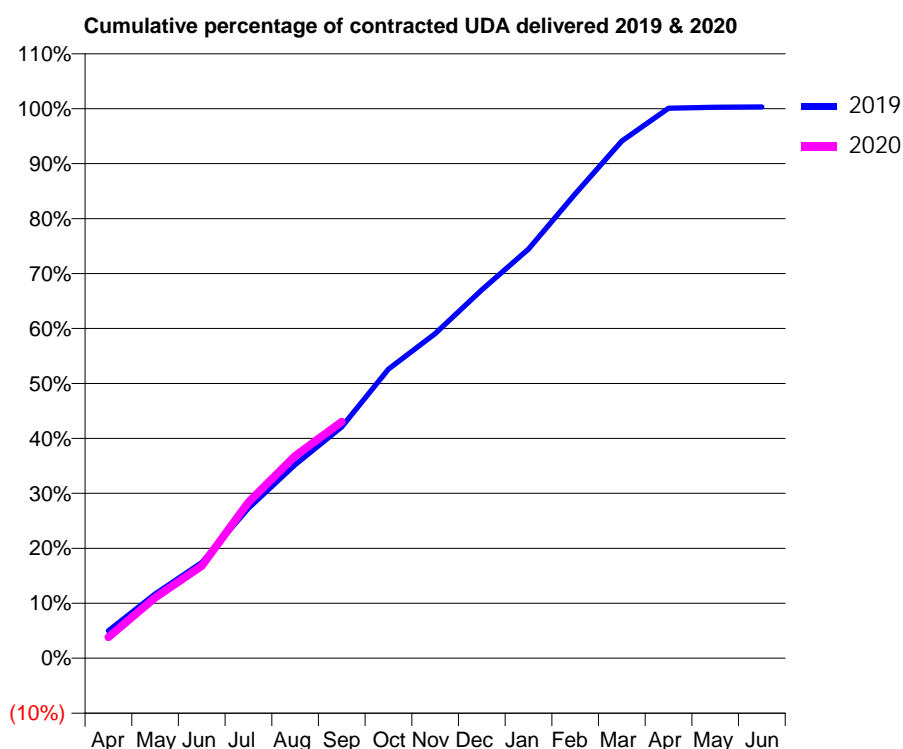
19/20 Contracted general activity (UDA)	20,000
Carry forward general activity (UDA)	0
19/20 Contracted orthodontic activity (UOA)	0
Carry forward orthodontic activity (UOA)	0
Baseline contract value	£500,594.32

ACCESS*

Patients seen in 24 months	Total	Change since previous quarter
Quarter ending September 2018	6,769	
Quarter ending December 2018	6,768	→
Quarter ending March 2019	6,870	→
Quarter ending June 2019	6,929	→
Quarter ending September 2019	6,996	→
Variance since September 2018	3.4%	↑



ACTIVITY



Month	2019	2020
April	1,002	766
May	2,337	2,205
June	3,484	3,356
July	5,460	5,678
August	7,044	7,364
September	8,418	8,605
October	10,526	
November	11,815	
December	13,404	
January	14,895	
February	16,904	
March	18,822	
April	20,015	
May	20,053	
June	20,063	

QUALITY

	Quantity	Base Number	Contract	AT	Region	England
% of FP17s for the same patient ID Re-attending within 3 months - Children	288	1,759	16.4%	11.5%	12.1%	11.5%
% of FP17s for the same patient ID Re-attending within 3 months - Adults	691	3,679	18.8%	16.1%	15.6%	15.4%
% of FP17s for the same patient ID Re-attending between 3 & 9 months - Children	1,049	1,759	59.6%	59.3%	61.2%	59.7%
% of FP17s for the same patient ID Re-attending between 3 & 9 months - Adults	1,894	3,679	51.5%	51.9%	54.3%	51.7%
% of FP17s for Band 1 Urgent Courses	376	4,374	8.6%	10.4%	9.1%	9.2%
% of FP17s Relating to Free Repair or Replacements	10	4,374	0.2%	0.8%	0.9%	0.7%
% of FP17s Relating to Continuations	13	4,374	0.3%	0.8%	1.0%	0.8%
% of Patients satisfied with the dentistry they have received	0	0	N/A	92.3%	94.4%	93.5%
% of Patients satisfied with the time they had to wait for an appointment	0	0	N/A	87.3%	88.1%	87.4%

* This is based on patients treated on this contract for their most recent course of treatment.

Figures in italics indicate the base number of FP17s or Patient Questionnaire responses are less than 100. N/A is shown where the base number of responses is less than 10 during the period. % is calculated as Quantity/Base number*100

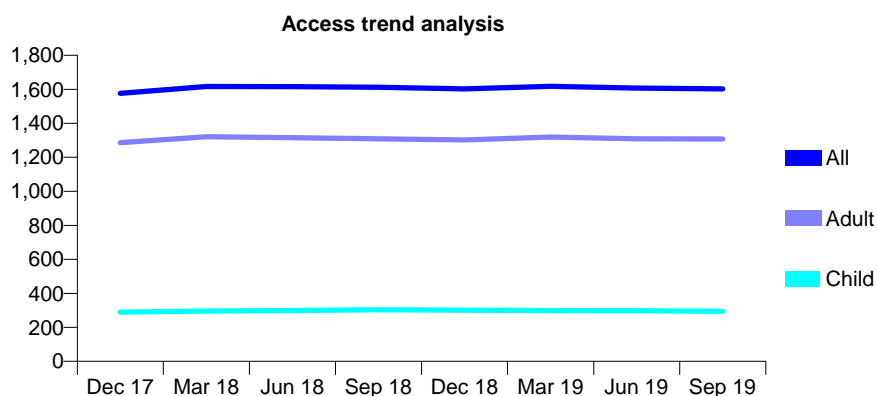
Q46 - Vital Signs At a Glance Contract Report for 138800/0001 - September 2019

Name or company name	207 Dental Care Partnership
Contract type name	GDS Contract
Purpose of contract	General
Contract start date	01/05/2013
Contract end date	

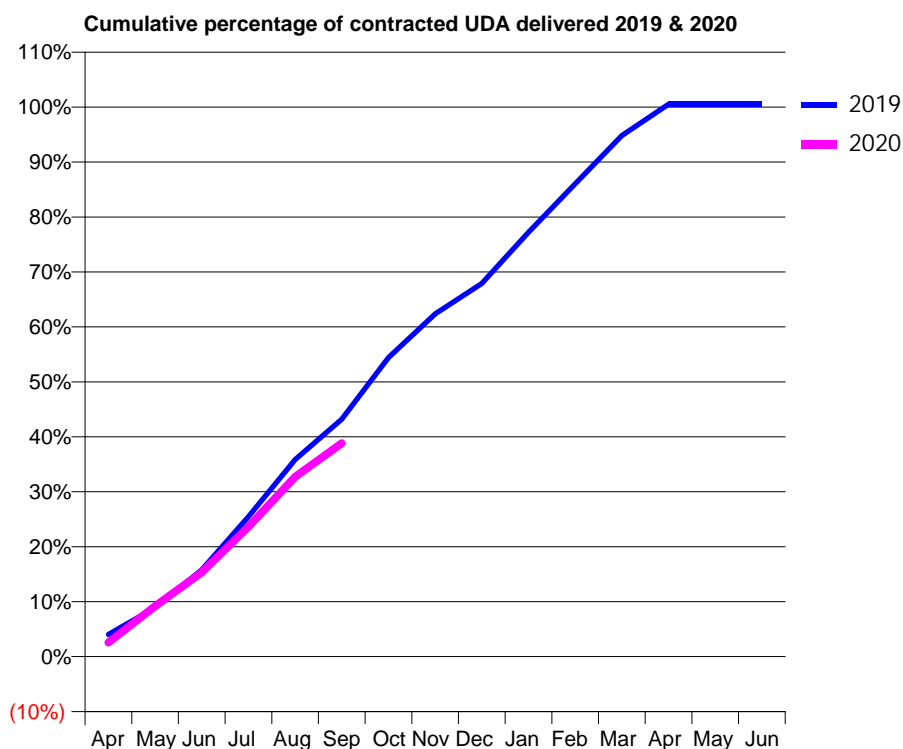
19/20 Contracted general activity (UDA)	4,568
Carry forward general activity (UDA)	0
19/20 Contracted orthodontic activity (UOA)	0
Carry forward orthodontic activity (UOA)	0
Baseline contract value	£117,319.82

ACCESS*

Patients seen in 24 months	Total	Change since previous quarter
Quarter ending September 2018	1,612	
Quarter ending December 2018	1,603	→
Quarter ending March 2019	1,618	→
Quarter ending June 2019	1,607	→
Quarter ending September 2019	1,602	→
Variance since September 2018	(0.6%)	→



ACTIVITY



Month	Adjusted Scheduled Activity (UDA)	
	2019	2020
April	185	118
May	408	420
June	722	700
July	1,163	1,081
August	1,637	1,495
September	1,974	1,774
October	2,486	
November	2,848	
December	3,102	
January	3,527	
February	3,930	
March	4,330	
April	4,592	
May	4,591	
June	4,591	

QUALITY

	Quantity	Base Number	Contract	AT	Region	England
% of FP17s for the same patient ID Re-attending within 3 months - Children	4	228	1.8%	11.5%	12.1%	11.5%
% of FP17s for the same patient ID Re-attending within 3 months - Adults	121	969	12.5%	16.1%	15.6%	15.4%
% of FP17s for the same patient ID Re-attending between 3 & 9 months - Children	181	228	79.4%	59.3%	61.2%	59.7%
% of FP17s for the same patient ID Re-attending between 3 & 9 months - Adults	572	969	59.0%	51.9%	54.3%	51.7%
% of FP17s for Band 1 Urgent Courses	90	1,071	8.4%	10.4%	9.1%	9.2%
% of FP17s Relating to Free Repair or Replacements	0	1,071	0.0%	0.8%	0.9%	0.7%
% of FP17s Relating to Continuations	9	1,071	0.8%	0.8%	1.0%	0.8%
% of Patients satisfied with the dentistry they have received	0	0	N/A	92.3%	94.4%	93.5%
% of Patients satisfied with the time they had to wait for an appointment	0	0	N/A	87.3%	88.1%	87.4%

* This is based on patients treated on this contract for their most recent course of treatment. Figures in italics indicate the base number of FP17s or Patient Questionnaire responses are less than 100. N/A is shown where the base number of responses is less than 10 during the period. % is calculated as Quantity/Base number*100

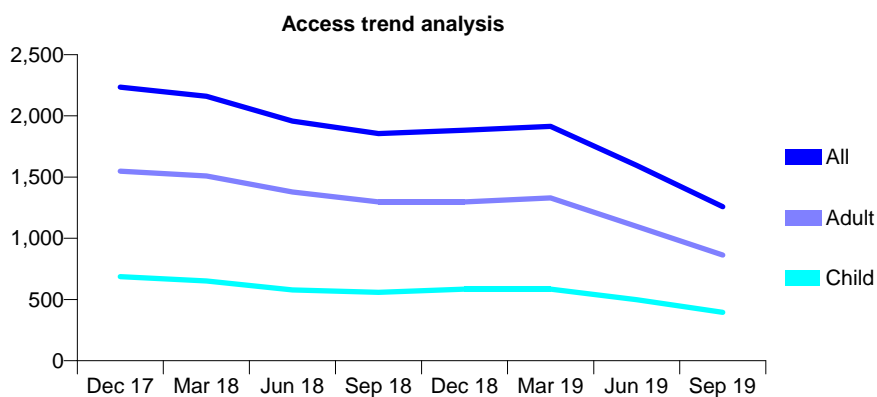
Q46 - Vital Signs At a Glance Contract Report for 138959/0001 - September 2019

Name or company name	MF Dental Partners
Contract type name	GDS Contract
Purpose of contract	General
Contract start date	06/07/2012
Contract end date	

19/20 Contracted general activity (UDA)	7,330
Carry forward general activity (UDA)	0
19/20 Contracted orthodontic activity (UOA)	0
Carry forward orthodontic activity (UOA)	0
Baseline contract value	£187,540.66

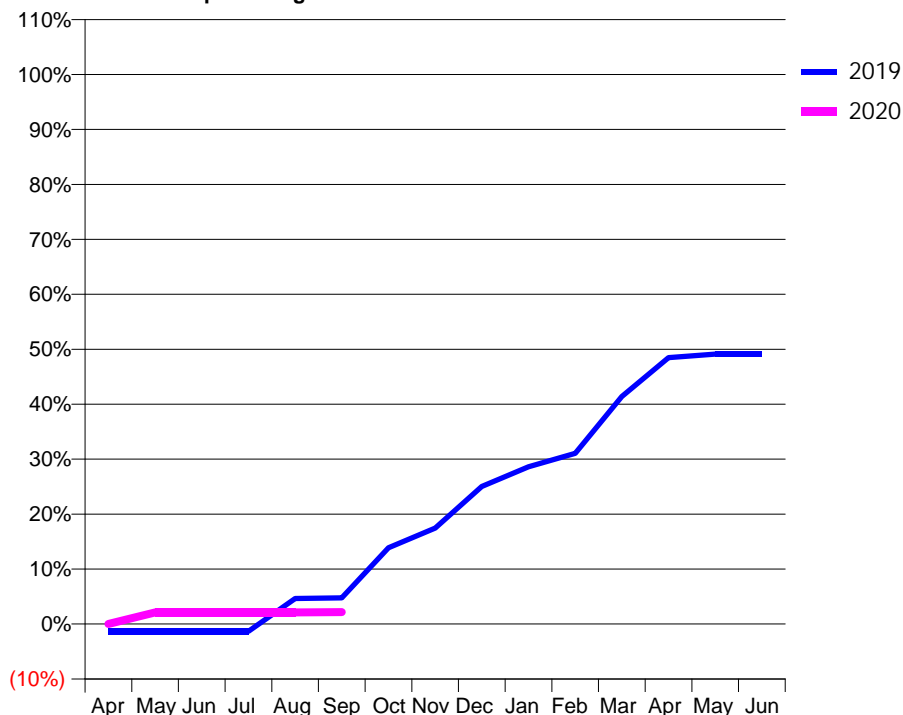
ACCESS*

Patients seen in 24 months	Total	Change since previous quarter
Quarter ending September 2018	1,856	
Quarter ending December 2018	1,883	→
Quarter ending March 2019	1,914	→
Quarter ending June 2019	1,595	↓
Quarter ending September 2019	1,259	↓
Variance since September 2018	(32.2%)	↓



ACTIVITY

Cumulative percentage of contracted UDA delivered 2019 & 2020



Adjusted Scheduled Activity (UDA)

Month	2019	2020
April	-98	0
May	-98	156
June	-98	156
July	-98	156
August	340	156
September	349	158
October	1,018	
November	1,281	
December	1,834	
January	2,097	
February	2,278	
March	3,035	
April	3,552	
May	3,599	
June	3,599	

QUALITY

	Quantity	Base Number	Contract	AT	Region	England
% of FP17s for the same patient ID Re-attending within 3 months - Children	13	89	14.6%	11.5%	12.1%	11.5%
% of FP17s for the same patient ID Re-attending within 3 months - Adults	42	210	20.0%	16.1%	15.6%	15.4%
% of FP17s for the same patient ID Re-attending between 3 & 9 months - Children	23	89	25.8%	59.3%	61.2%	59.7%
% of FP17s for the same patient ID Re-attending between 3 & 9 months - Adults	65	210	31.0%	51.9%	54.3%	51.7%
% of FP17s for Band 1 Urgent Courses	17	77	22.1%	10.4%	9.1%	9.2%
% of FP17s Relating to Free Repair or Replacements	0	77	0.0%	0.8%	0.9%	0.7%
% of FP17s Relating to Continuations	0	77	0.0%	0.8%	1.0%	0.8%
% of Patients satisfied with the dentistry they have received	0	0	N/A	92.3%	94.4%	93.5%
% of Patients satisfied with the time they had to wait for an appointment	0	0	N/A	87.3%	88.1%	87.4%

* This is based on patients treated on this contract for their most recent course of treatment. Figures in italics indicate the base number of FP17s or Patient Questionnaire responses are less than 100. N/A is shown where the base number of responses is less than 10 during the period. % is calculated as Quantity/Base number*100

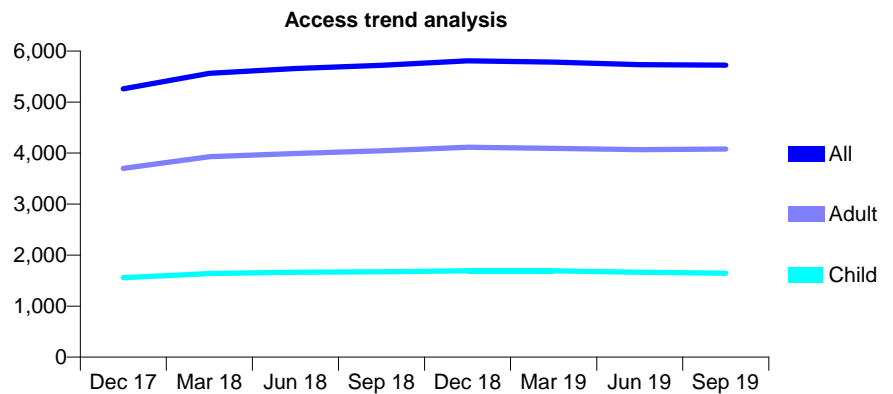
Q46 - Vital Signs At a Glance Contract Report for 138967/0001 - September 2019

Name or company name	Park House Springhead
Contract type name	GDS Contract
Purpose of contract	General
Contract start date	01/04/2010
Contract end date	

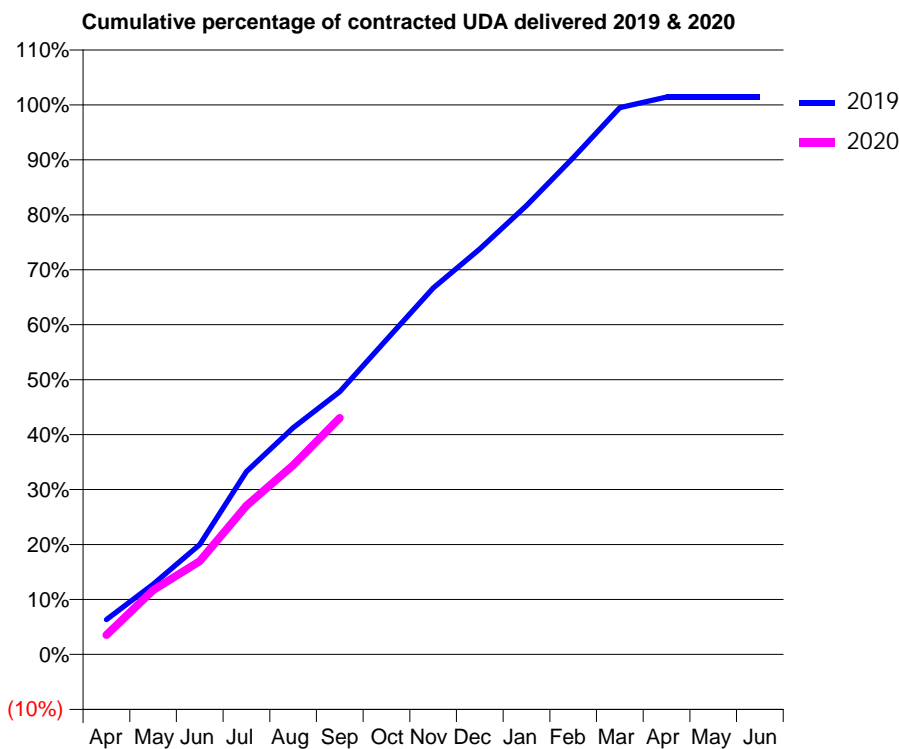
19/20 Contracted general activity (UDA)	15,429
Carry forward general activity (UDA)	0
19/20 Contracted orthodontic activity (UOA)	0
Carry forward orthodontic activity (UOA)	0
Baseline contract value	£428,200.67

ACCESS*

Patients seen in 24 months	Total	Change since previous quarter
Quarter ending September 2018	5,721	
Quarter ending December 2018	5,809	→
Quarter ending March 2019	5,784	→
Quarter ending June 2019	5,732	→
Quarter ending September 2019	5,725	→
Variance since September 2018	0.1%	→



ACTIVITY



Month	Adjusted Scheduled Activity (UDA)	
	2019	2020
April	978	545
May	1,973	1,808
June	3,087	2,618
July	5,135	4,176
August	6,363	5,314
September	7,379	6,638
October	8,833	
November	10,286	
December	11,383	
January	12,600	
February	13,946	
March	15,354	
April	15,650	
May	15,650	
June	15,650	

QUALITY

	Quantity	Base Number	Contract	AT	Region	England
% of FP17s for the same patient ID Re-attending within 3 months - Children	63	1,005	6.3%	11.5%	12.1%	11.5%
% of FP17s for the same patient ID Re-attending within 3 months - Adults	449	2,496	18.0%	16.1%	15.6%	15.4%
% of FP17s for the same patient ID Re-attending between 3 & 9 months - Children	634	1,005	63.1%	59.3%	61.2%	59.7%
% of FP17s for the same patient ID Re-attending between 3 & 9 months - Adults	1,243	2,496	49.8%	51.9%	54.3%	51.7%
% of FP17s for Band 1 Urgent Courses	402	3,309	12.1%	10.4%	9.1%	9.2%
% of FP17s Relating to Free Repair or Replacements	26	3,309	0.8%	0.8%	0.9%	0.7%
% of FP17s Relating to Continuations	43	3,309	1.3%	0.8%	1.0%	0.8%
% of Patients satisfied with the dentistry they have received	0	0	N/A	92.3%	94.4%	93.5%
% of Patients satisfied with the time they had to wait for an appointment	0	0	N/A	87.3%	88.1%	87.4%

* This is based on patients treated on this contract for their most recent course of treatment. Figures in italics indicate the base number of FP17s or Patient Questionnaire responses are less than 100. N/A is shown where the base number of responses is less than 10 during the period. % is calculated as Quantity/Base number*100

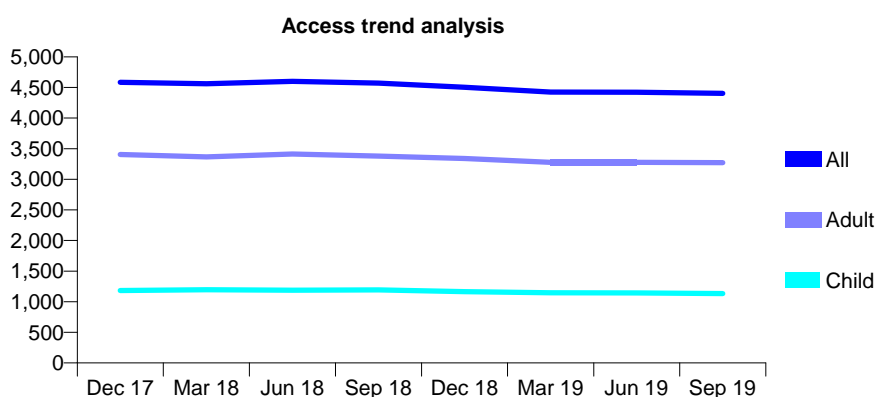
Q46 - Vital Signs At a Glance Contract Report for 139114/0001 - September 2019

Name or company name	The Ivy Dental Practice Ltd
Contract type name	Pilot Contract
Purpose of contract	General
Contract start date	01/04/2010
Contract end date	

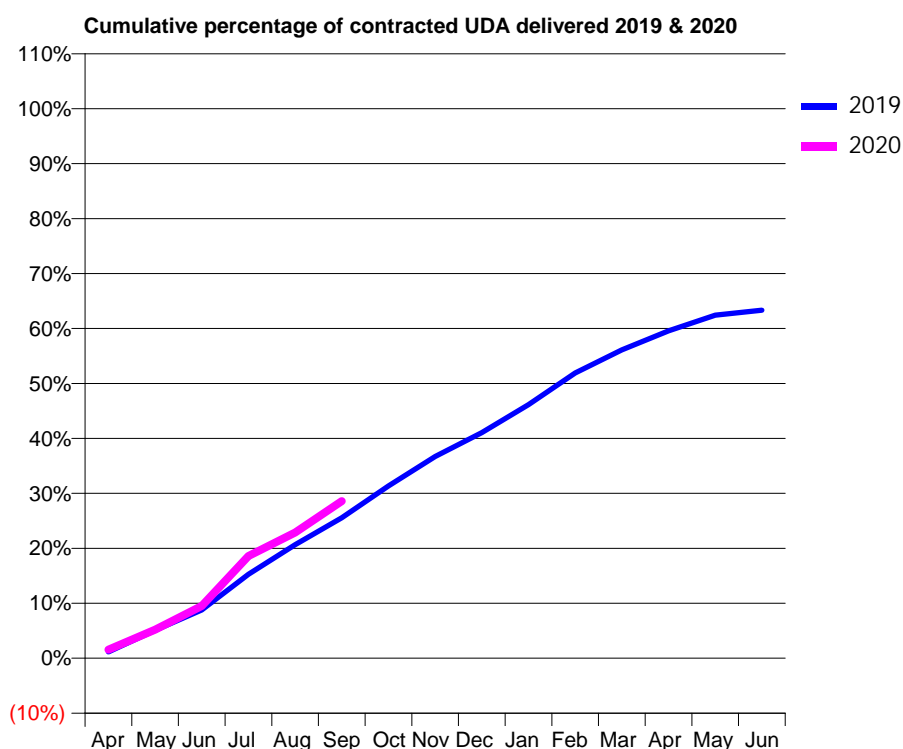
19/20 Contracted general activity (UDA)	18,100
Carry forward general activity (UDA)	0
19/20 Contracted orthodontic activity (UOA)	0
Carry forward orthodontic activity (UOA)	0
Baseline contract value	£633,769.87

ACCESS*

Patients seen in 24 months	Total	Change since previous quarter
Quarter ending September 2018	4,572	
Quarter ending December 2018	4,504	↓
Quarter ending March 2019	4,426	↓
Quarter ending June 2019	4,422	→
Quarter ending September 2019	4,405	→
Variance since September 2018	(3.7%)	↓



ACTIVITY



Month	2019	2020
April	210	283
May	920	944
June	1,592	1,721
July	2,764	3,365
August	3,739	4,141
September	4,626	5,175
October	5,672	
November	6,642	
December	7,428	
January	8,351	
February	9,397	
March	10,155	
April	10,780	
May	11,300	
June	11,464	

QUALITY

	Quantity	Base Number	Contract	AT	Region	England
% of FP17s for the same patient ID Re-attending within 3 months - Children	79	717	11.0%	11.5%	12.1%	11.5%
% of FP17s for the same patient ID Re-attending within 3 months - Adults	344	1,831	18.8%	16.1%	15.6%	15.4%
% of FP17s for the same patient ID Re-attending between 3 & 9 months - Children	356	717	49.7%	59.3%	61.2%	59.7%
% of FP17s for the same patient ID Re-attending between 3 & 9 months - Adults	696	1,831	38.0%	51.9%	54.3%	51.7%
% of FP17s for Band 1 Urgent Courses	42	2,177	1.9%	10.4%	9.1%	9.2%
% of FP17s Relating to Free Repair or Replacements	65	2,177	3.0%	0.8%	0.9%	0.7%
% of FP17s Relating to Continuations	111	2,177	5.1%	0.8%	1.0%	0.8%
% of Patients satisfied with the dentistry they have received	0	0	N/A	92.3%	94.4%	93.5%
% of Patients satisfied with the time they had to wait for an appointment	0	0	N/A	87.3%	88.1%	87.4%

* This is based on patients treated on this contract for their most recent course of treatment. Figures in italics indicate the base number of FP17s or Patient Questionnaire responses are less than 100. N/A is shown where the base number of responses is less than 10 during the period. % is calculated as Quantity/Base number*100

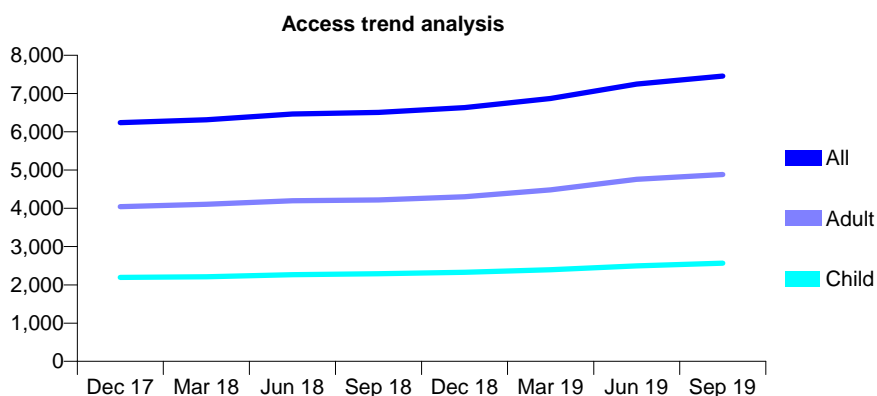
Q46 - Vital Signs At a Glance Contract Report for 139521/0001 - September 2019

Name or company name	JF Scott Dental Surgeon Partnership
Contract type name	GDS Contract
Purpose of contract	General
Contract start date	31/12/2010
Contract end date	

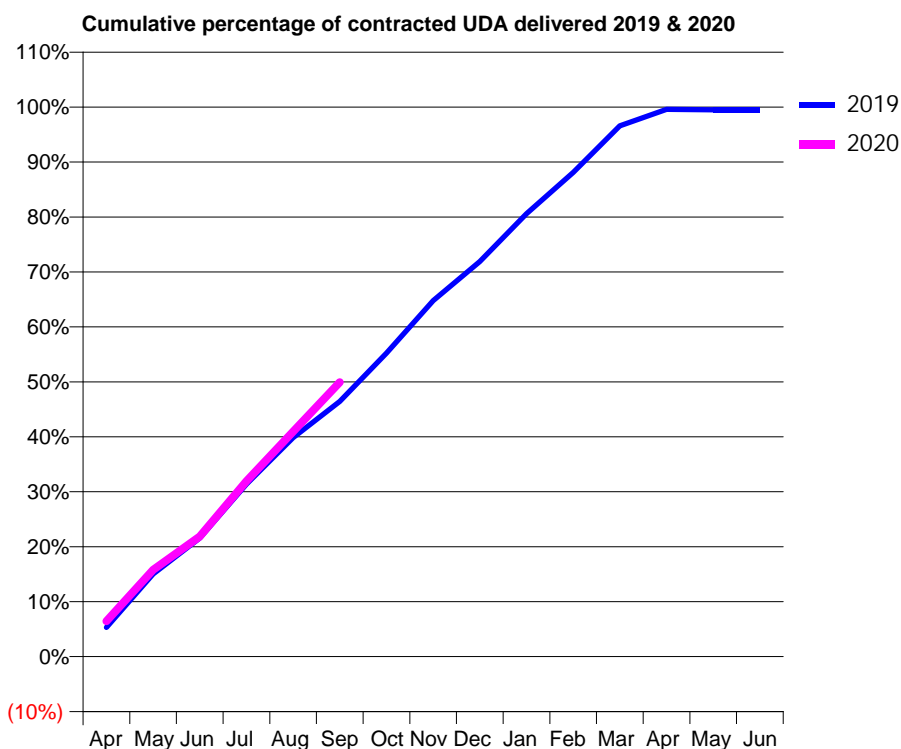
19/20 Contracted general activity (UDA)	25,437
Carry forward general activity (UDA)	0
19/20 Contracted orthodontic activity (UOA)	0
Carry forward orthodontic activity (UOA)	0
Baseline contract value	£711,658.07

ACCESS*

Patients seen in 24 months	Total	Change since previous quarter
Quarter ending September 2018	6,506	
Quarter ending December 2018	6,631	→
Quarter ending March 2019	6,874	↑
Quarter ending June 2019	7,250	↑
Quarter ending September 2019	7,454	↑
Variance since September 2018	14.6%	↑



ACTIVITY



Month	Adjusted Scheduled Activity (UDA)	
	2019	2020
April	1,353	1,644
May	3,830	4,024
June	5,482	5,560
July	7,987	8,122
August	10,140	10,425
September	11,814	12,701
October	14,047	
November	16,479	
December	18,284	
January	20,505	
February	22,413	
March	24,562	
April	25,327	
May	25,312	
June	25,312	

QUALITY

	Quantity	Base Number	Contract	AT	Region	England
% of FP17s for the same patient ID Re-attending within 3 months - Children	129	2,225	5.8%	11.5%	12.1%	11.5%
% of FP17s for the same patient ID Re-attending within 3 months - Adults	507	3,695	13.7%	16.1%	15.6%	15.4%
% of FP17s for the same patient ID Re-attending between 3 & 9 months - Children	1,468	2,225	66.0%	59.3%	61.2%	59.7%
% of FP17s for the same patient ID Re-attending between 3 & 9 months - Adults	2,060	3,695	55.8%	51.9%	54.3%	51.7%
% of FP17s for Band 1 Urgent Courses	445	5,567	8.0%	10.4%	9.1%	9.2%
% of FP17s Relating to Free Repair or Replacements	34	5,567	0.6%	0.8%	0.9%	0.7%
% of FP17s Relating to Continuations	36	5,567	0.6%	0.8%	1.0%	0.8%
% of Patients satisfied with the dentistry they have received	1	1	N/A	92.3%	94.4%	93.5%
% of Patients satisfied with the time they had to wait for an appointment	0	1	N/A	87.3%	88.1%	87.4%

* This is based on patients treated on this contract for their most recent course of treatment. Figures in italics indicate the base number of FP17s or Patient Questionnaire responses are less than 100. N/A is shown where the base number of responses is less than 10 during the period. % is calculated as Quantity/Base number*100

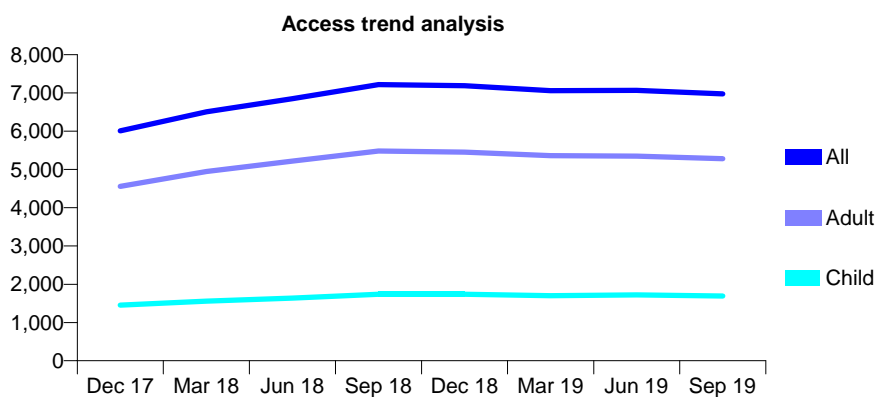
Q46 - Vital Signs At a Glance Contract Report for 139947/0001 - September 2019

Name or company name	Westpoint Dental Centre
Contract type name	GDS Contract
Purpose of contract	General
Contract start date	01/04/2010
Contract end date	

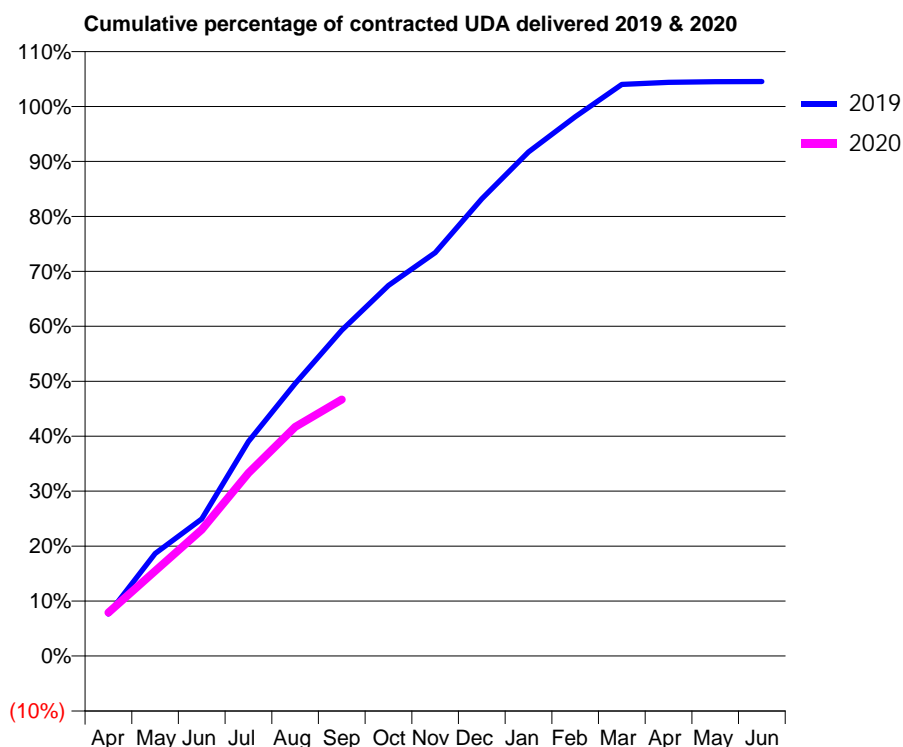
19/20 Contracted general activity (UDA)	22,828
Carry forward general activity (UDA)	0
19/20 Contracted orthodontic activity (UOA)	0
Carry forward orthodontic activity (UOA)	0
Baseline contract value	£786,780.97

ACCESS*

Patients seen in 24 months	Total	Change since previous quarter
Quarter ending September 2018	7,219	
Quarter ending December 2018	7,188	→
Quarter ending March 2019	7,061	↓
Quarter ending June 2019	7,067	→
Quarter ending September 2019	6,972	↓
Variance since September 2018	(3.4%)	↓



ACTIVITY



Month	Adjusted Scheduled Activity (UDA)	
	2019	2020
April	1,670	1,811
May	4,071	3,538
June	5,444	5,247
July	8,522	7,603
August	10,829	9,516
September	12,942	10,656
October	14,725	
November	16,031	
December	18,169	
January	20,029	
February	21,427	
March	22,711	
April	22,796	
May	22,824	
June	22,830	

QUALITY

	Quantity	Base Number	Contract	AT	Region	England
% of FP17s for the same patient ID Re-attending within 3 months - Children	140	1,299	10.8%	11.5%	12.1%	11.5%
% of FP17s for the same patient ID Re-attending within 3 months - Adults	667	3,624	18.4%	16.1%	15.6%	15.4%
% of FP17s for the same patient ID Re-attending between 3 & 9 months - Children	731	1,299	56.3%	59.3%	61.2%	59.7%
% of FP17s for the same patient ID Re-attending between 3 & 9 months - Adults	1,953	3,624	53.9%	51.9%	54.3%	51.7%
% of FP17s for Band 1 Urgent Courses	601	4,833	12.4%	10.4%	9.1%	9.2%
% of FP17s Relating to Free Repair or Replacements	33	4,833	0.7%	0.8%	0.9%	0.7%
% of FP17s Relating to Continuations	11	4,833	0.2%	0.8%	1.0%	0.8%
% of Patients satisfied with the dentistry they have received	0	0	N/A	92.3%	94.4%	93.5%
% of Patients satisfied with the time they had to wait for an appointment	0	0	N/A	87.3%	88.1%	87.4%

* This is based on patients treated on this contract for their most recent course of treatment. Figures in italics indicate the base number of FP17s or Patient Questionnaire responses are less than 100. N/A is shown where the base number of responses is less than 10 during the period. % is calculated as Quantity/Base number*100

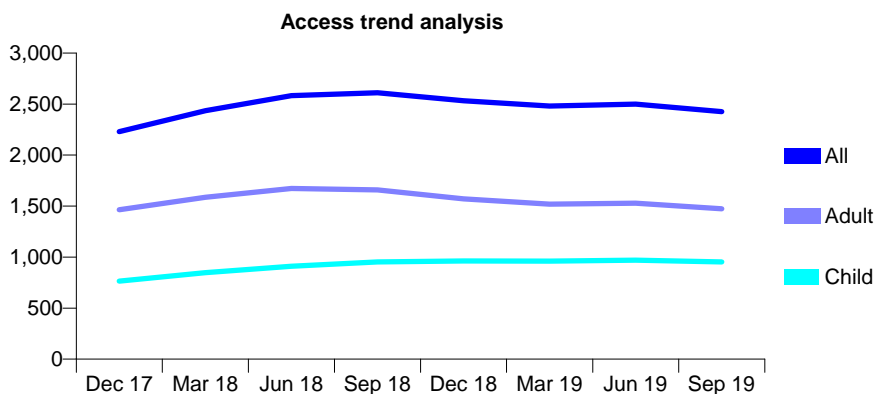
Q46 - Vital Signs At a Glance Contract Report for 140511/0001 - September 2019

Name or company name	Landridge Dental Surgery
Contract type name	GDS Contract
Purpose of contract	General
Contract start date	01/03/2009
Contract end date	

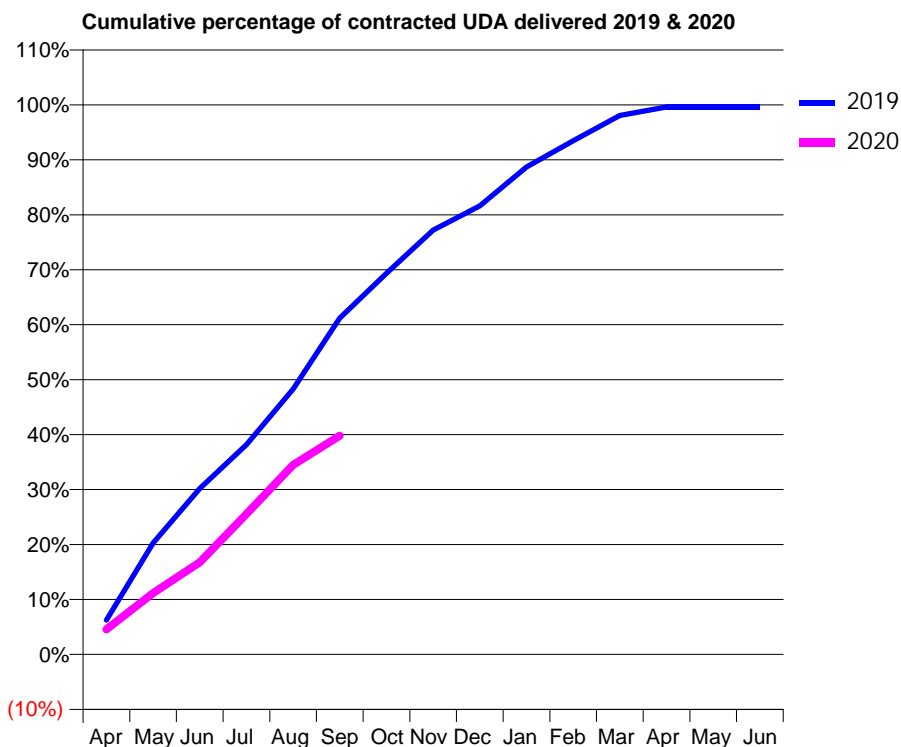
19/20 Contracted general activity (UDA)	6,699
Carry forward general activity (UDA)	0
19/20 Contracted orthodontic activity (UOA)	0
Carry forward orthodontic activity (UOA)	0
Baseline contract value	£204,121.36

ACCESS*

Patients seen in 24 months	Total	Change since previous quarter
Quarter ending September 2018	2,611	
Quarter ending December 2018	2,533	↓
Quarter ending March 2019	2,481	↓
Quarter ending June 2019	2,500	→
Quarter ending September 2019	2,426	↓
Variance since September 2018	(7.1%)	↓



ACTIVITY



Month	2019	2020
April	418	306
May	1,358	748
June	2,021	1,122
July	2,557	1,713
August	3,236	2,311
September	4,101	2,667
October	4,645	
November	5,174	
December	5,468	
January	5,941	
February	6,261	
March	6,569	
April	6,673	
May	6,673	
June	6,673	

QUALITY

	Quantity	Base Number	Contract	AT	Region	England
% of FP17s for the same patient ID Re-attending within 3 months - Children	63	644	9.8%	11.5%	12.1%	11.5%
% of FP17s for the same patient ID Re-attending within 3 months - Adults	150	860	17.4%	16.1%	15.6%	15.4%
% of FP17s for the same patient ID Re-attending between 3 & 9 months - Children	340	644	52.8%	59.3%	61.2%	59.7%
% of FP17s for the same patient ID Re-attending between 3 & 9 months - Adults	396	860	46.0%	51.9%	54.3%	51.7%
% of FP17s for Band 1 Urgent Courses	169	1,450	11.7%	10.4%	9.1%	9.2%
% of FP17s Relating to Free Repair or Replacements	40	1,450	2.8%	0.8%	0.9%	0.7%
% of FP17s Relating to Continuations	19	1,450	1.3%	0.8%	1.0%	0.8%
% of Patients satisfied with the dentistry they have received	1	1	N/A	92.3%	94.4%	93.5%
% of Patients satisfied with the time they had to wait for an appointment	1	1	N/A	87.3%	88.1%	87.4%

* This is based on patients treated on this contract for their most recent course of treatment. Figures in italics indicate the base number of FP17s or Patient Questionnaire responses are less than 100. N/A is shown where the base number of responses is less than 10 during the period. % is calculated as Quantity/Base number*100

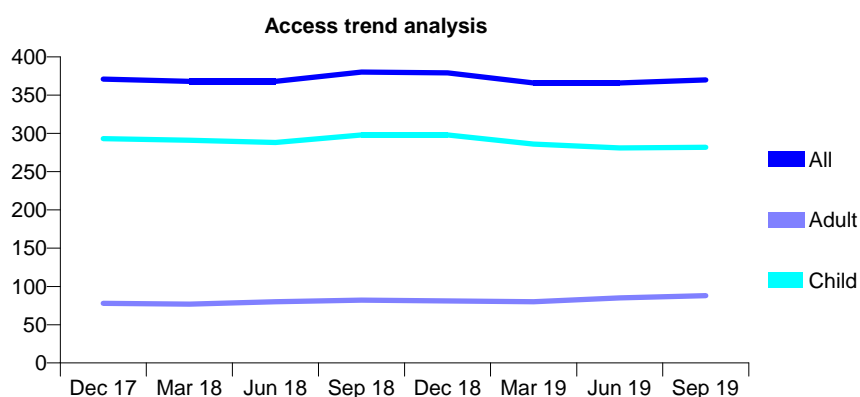
Q46 - Vital Signs At a Glance Contract Report for 141925/0001 - September 2019

Name or company name	MR MA BROWN
Contract type name	GDS Contract
Purpose of contract	General
Contract start date	01/11/2013
Contract end date	

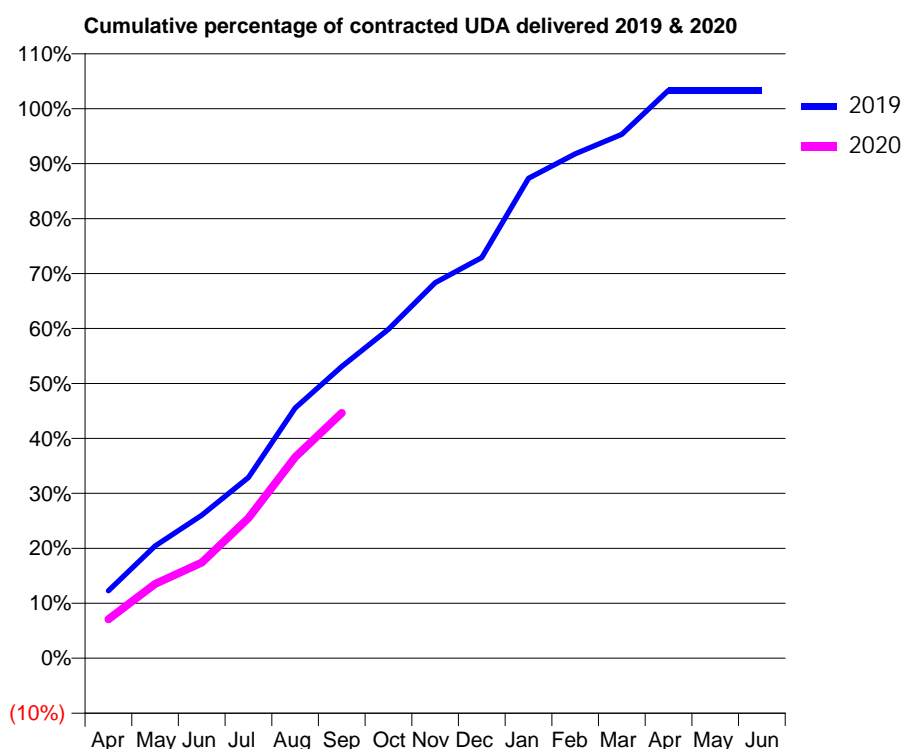
19/20 Contracted general activity (UDA)	875
Carry forward general activity (UDA)	0
19/20 Contracted orthodontic activity (UOA)	0
Carry forward orthodontic activity (UOA)	0
Baseline contract value	£20,659.93

ACCESS*

Patients seen in 24 months	Total	Change since previous quarter
Quarter ending September 2018	380	
Quarter ending December 2018	379	→
Quarter ending March 2019	366	↓
Quarter ending June 2019	366	→
Quarter ending September 2019	370	→
Variance since September 2018	(2.6%)	↓



ACTIVITY



Month	2019	2020
April	107	62
May	179	118
June	228	152
July	288	223
August	398	320
September	464	391
October	524	
November	598	
December	638	
January	764	
February	803	
March	834	
April	904	
May	904	
June	904	

QUALITY

	Quantity	Base Number	Contract	AT	Region	England
% of FP17s for the same patient ID Re-attending within 3 months - Children	23	334	6.9%	11.5%	12.1%	11.5%
% of FP17s for the same patient ID Re-attending within 3 months - Adults	9	60	15.0%	16.1%	15.6%	15.4%
% of FP17s for the same patient ID Re-attending between 3 & 9 months - Children	249	334	74.6%	59.3%	61.2%	59.7%
% of FP17s for the same patient ID Re-attending between 3 & 9 months - Adults	35	60	58.3%	51.9%	54.3%	51.7%
% of FP17s for Band 1 Urgent Courses	8	335	2.4%	10.4%	9.1%	9.2%
% of FP17s Relating to Free Repair or Replacements	0	335	0.0%	0.8%	0.9%	0.7%
% of FP17s Relating to Continuations	0	335	0.0%	0.8%	1.0%	0.8%
% of Patients satisfied with the dentistry they have received	0	0	N/A	92.3%	94.4%	93.5%
% of Patients satisfied with the time they had to wait for an appointment	0	0	N/A	87.3%	88.1%	87.4%

* This is based on patients treated on this contract for their most recent course of treatment.

Figures in italics indicate the base number of FP17s or Patient Questionnaire responses are less than 100. N/A is shown where the base number of responses is less than 10 during the period. % is calculated as Quantity/Base number*100

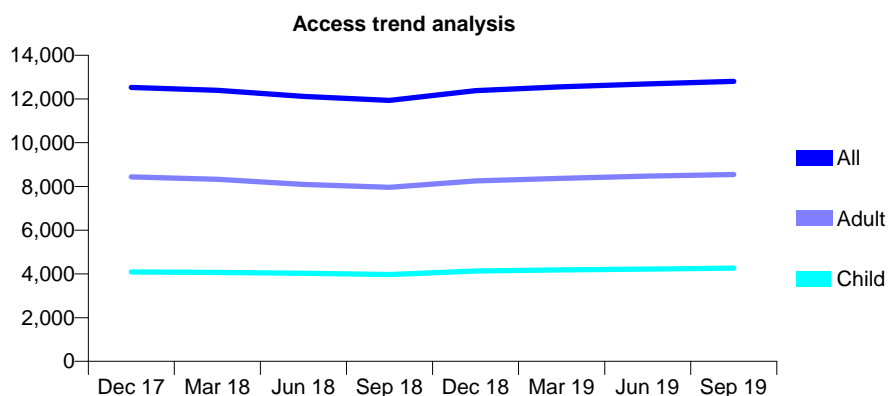
Q46 - Vital Signs At a Glance Contract Report for 141941/0001 - September 2019

Name or company name	Highfield Dental Practice Ltd
Contract type name	GDS Contract
Purpose of contract	General
Contract start date	01/04/2011
Contract end date	

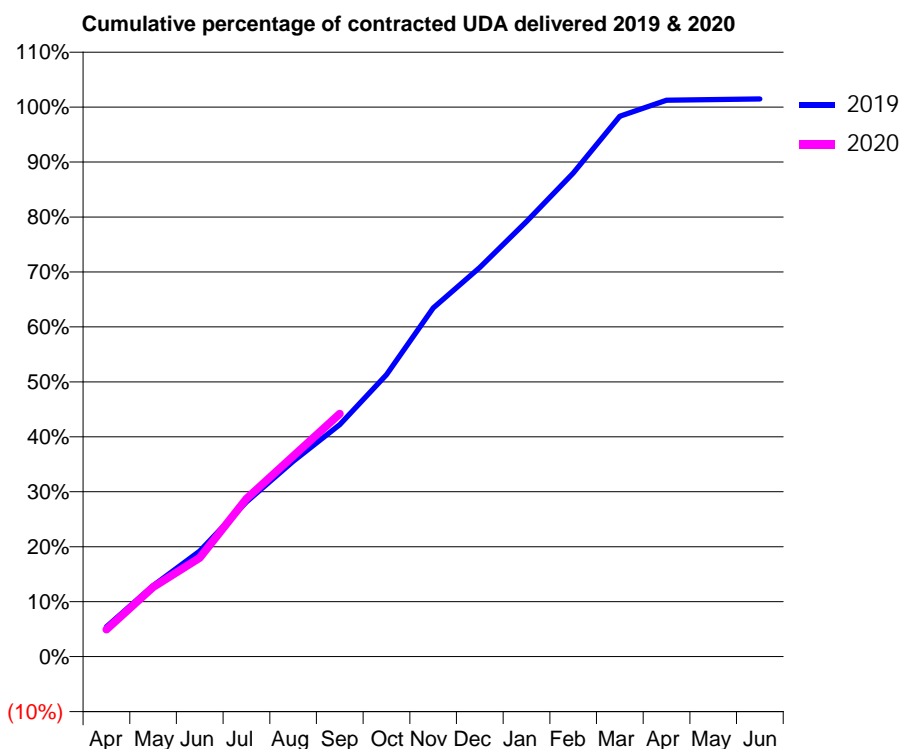
19/20 Contracted general activity (UDA)	36,596
Carry forward general activity (UDA)	0
19/20 Contracted orthodontic activity (UOA)	0
Carry forward orthodontic activity (UOA)	0
Baseline contract value	£1,031,797.65

ACCESS*

Patients seen in 24 months	Total	Change since previous quarter
Quarter ending September 2018	11,935	
Quarter ending December 2018	12,380	↑
Quarter ending March 2019	12,558	→
Quarter ending June 2019	12,692	→
Quarter ending September 2019	12,806	→
Variance since September 2018	7.3%	↑



ACTIVITY



Month	Adjusted Scheduled Activity (UDA)	
	2019	2020
April	1,987	1,811
May	4,733	4,629
June	7,031	6,582
July	10,308	10,508
August	13,008	13,355
September	15,447	16,177
October	18,773	
November	23,223	
December	25,905	
January	28,973	
February	32,203	
March	35,989	
April	37,058	
May	37,088	
June	37,134	

QUALITY

	Quantity	Base Number	Contract	AT	Region	England
% of FP17s for the same patient ID Re-attending within 3 months - Children	454	3,745	12.1%	11.5%	12.1%	11.5%
% of FP17s for the same patient ID Re-attending within 3 months - Adults	1,231	7,210	17.1%	16.1%	15.6%	15.4%
% of FP17s for the same patient ID Re-attending between 3 & 9 months - Children	2,393	3,745	63.9%	59.3%	61.2%	59.7%
% of FP17s for the same patient ID Re-attending between 3 & 9 months - Adults	4,606	7,210	63.9%	51.9%	54.3%	51.7%
% of FP17s for Band 1 Urgent Courses	564	8,904	6.3%	10.4%	9.1%	9.2%
% of FP17s Relating to Free Repair or Replacements	147	8,904	1.7%	0.8%	0.9%	0.7%
% of FP17s Relating to Continuations	47	8,904	0.5%	0.8%	1.0%	0.8%
% of Patients satisfied with the dentistry they have received	1	1	N/A	92.3%	94.4%	93.5%
% of Patients satisfied with the time they had to wait for an appointment	1	1	N/A	87.3%	88.1%	87.4%

* This is based on patients treated on this contract for their most recent course of treatment. Figures in italics indicate the base number of FP17s or Patient Questionnaire responses are less than 100. N/A is shown where the base number of responses is less than 10 during the period. % is calculated as Quantity/Base number*100

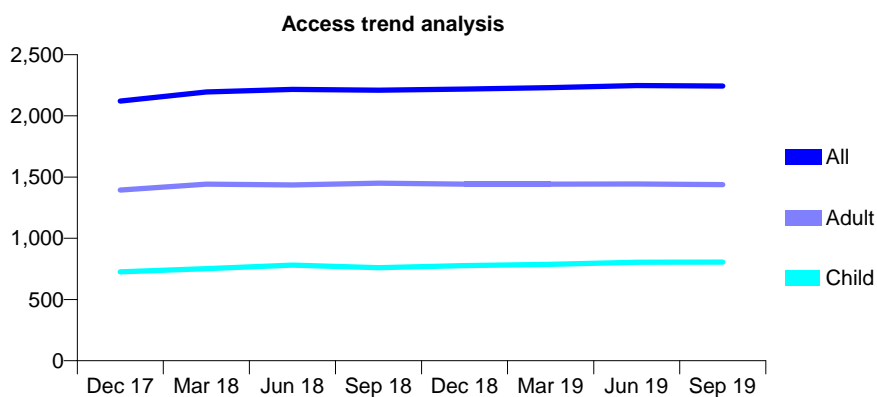
Q46 - Vital Signs At a Glance Contract Report for 145181/0001 - September 2019

Name or company name	MR MO MALIK
Contract type name	GDS Contract
Purpose of contract	General
Contract start date	01/01/2013
Contract end date	

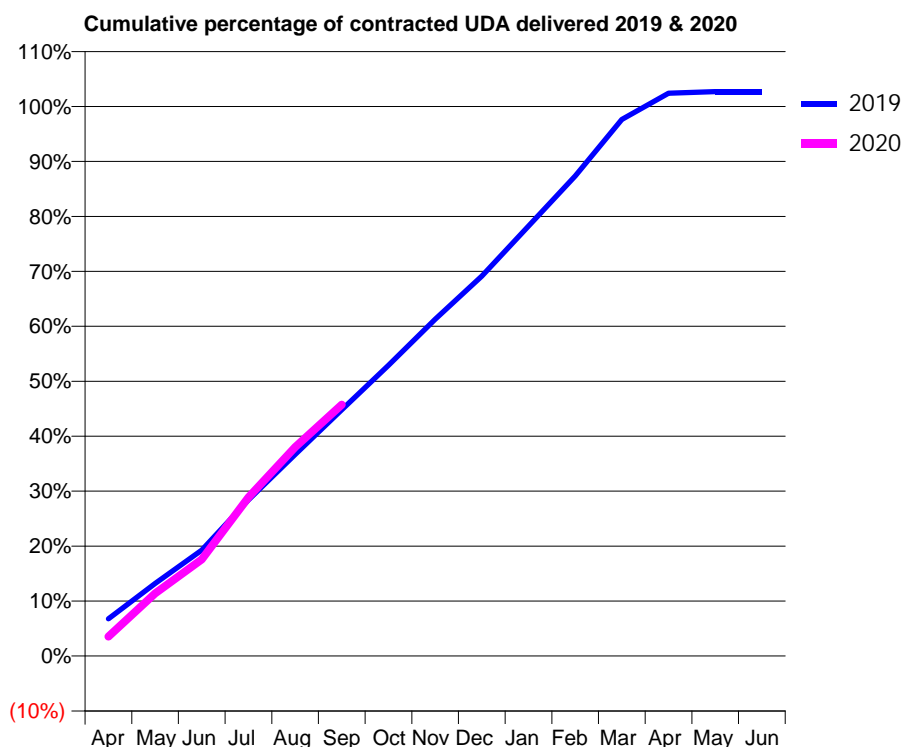
19/20 Contracted general activity (UDA)	6,345
Carry forward general activity (UDA)	0
19/20 Contracted orthodontic activity (UOA)	0
Carry forward orthodontic activity (UOA)	0
Baseline contract value	£162,357.27

ACCESS*

Patients seen in 24 months	Total	Change since previous quarter
Quarter ending September 2018	2,210	
Quarter ending December 2018	2,220	→
Quarter ending March 2019	2,230	→
Quarter ending June 2019	2,248	→
Quarter ending September 2019	2,244	→
Variance since September 2018	1.5%	→



ACTIVITY



Month	Adjusted Scheduled Activity (UDA)	
	2019	2020
April	430	224
May	838	724
June	1,223	1,116
July	1,802	1,832
August	2,328	2,412
September	2,843	2,901
October	3,356	
November	3,889	
December	4,386	
January	4,963	
February	5,542	
March	6,196	
April	6,499	
May	6,516	
June	6,516	

QUALITY

	Quantity	Base Number	Contract	AT	Region	England
% of FP17s for the same patient ID Re-attending within 3 months - Children	15	415	3.6%	11.5%	12.1%	11.5%
% of FP17s for the same patient ID Re-attending within 3 months - Adults	94	728	12.9%	16.1%	15.6%	15.4%
% of FP17s for the same patient ID Re-attending between 3 & 9 months - Children	143	415	34.5%	59.3%	61.2%	59.7%
% of FP17s for the same patient ID Re-attending between 3 & 9 months - Adults	221	728	30.4%	51.9%	54.3%	51.7%
% of FP17s for Band 1 Urgent Courses	210	1,054	19.9%	10.4%	9.1%	9.2%
% of FP17s Relating to Free Repair or Replacements	0	1,054	0.0%	0.8%	0.9%	0.7%
% of FP17s Relating to Continuations	0	1,054	0.0%	0.8%	1.0%	0.8%
% of Patients satisfied with the dentistry they have received	2	2	N/A	92.3%	94.4%	93.5%
% of Patients satisfied with the time they had to wait for an appointment	0	2	N/A	87.3%	88.1%	87.4%

* This is based on patients treated on this contract for their most recent course of treatment. Figures in italics indicate the base number of FP17s or Patient Questionnaire responses are less than 100. N/A is shown where the base number of responses is less than 10 during the period. % is calculated as Quantity/Base number*100

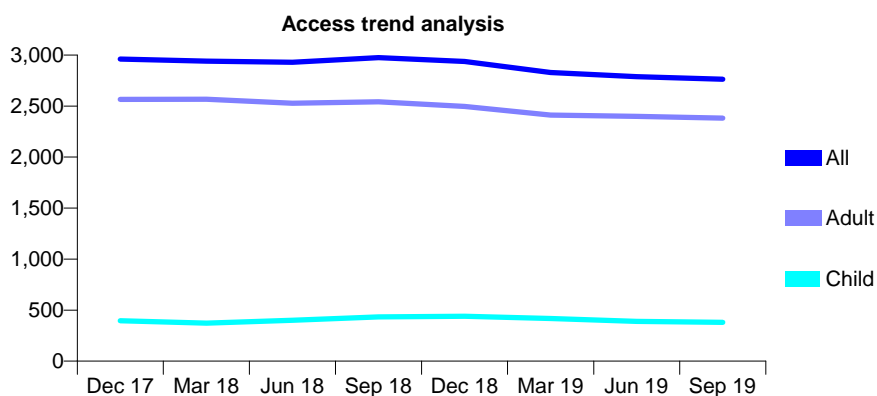
Q46 - Vital Signs At a Glance Contract Report for 145424/0001 - September 2019

Name or company name	Goose Green Dental Practice
Contract type name	GDS Contract
Purpose of contract	General
Contract start date	24/07/2013
Contract end date	

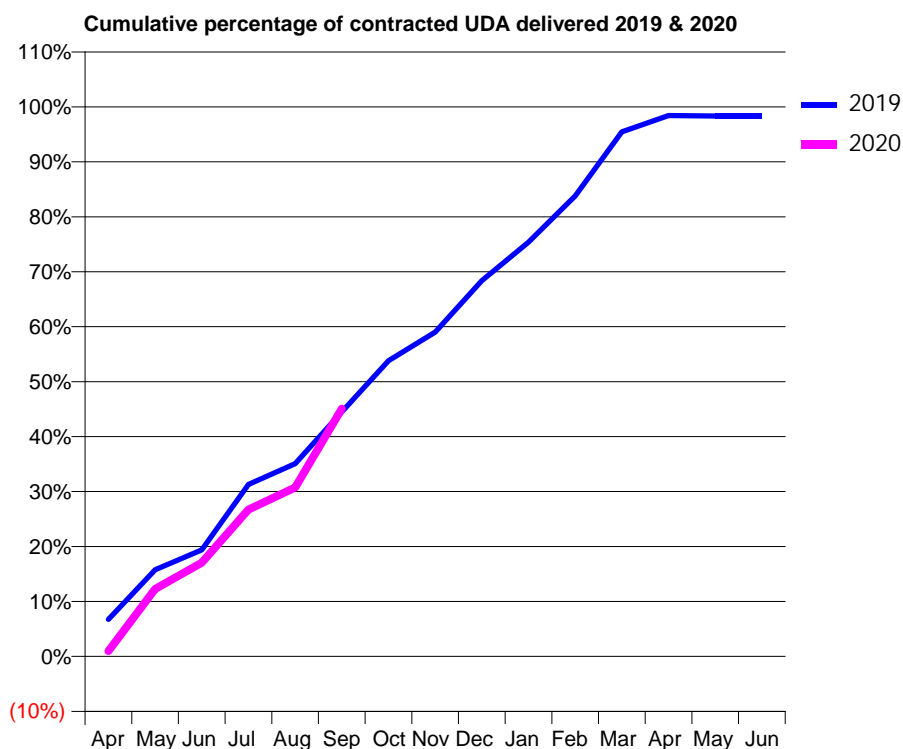
19/20 Contracted general activity (UDA)	8,214
Carry forward general activity (UDA)	0
19/20 Contracted orthodontic activity (UOA)	0
Carry forward orthodontic activity (UOA)	0
Baseline contract value	£207,853.35

ACCESS*

Patients seen in 24 months	Total	Change since previous quarter
Quarter ending September 2018	2,975	
Quarter ending December 2018	2,936	↓
Quarter ending March 2019	2,830	↓
Quarter ending June 2019	2,789	↓
Quarter ending September 2019	2,763	→
Variance since September 2018	(7.1%)	↓



ACTIVITY



Month	2019	2020
April	555	80
May	1,295	1,007
June	1,591	1,400
July	2,571	2,196
August	2,882	2,525
September	3,654	3,702
October	4,419	
November	4,846	
December	5,615	
January	6,193	
February	6,884	
March	7,841	
April	8,085	
May	8,077	
June	8,078	

QUALITY

	Quantity	Base Number	Contract	AT	Region	England
% of FP17s for the same patient ID Re-attending within 3 months - Children	3	264	1.1%	11.5%	12.1%	11.5%
% of FP17s for the same patient ID Re-attending within 3 months - Adults	257	1,842	14.0%	16.1%	15.6%	15.4%
% of FP17s for the same patient ID Re-attending between 3 & 9 months - Children	143	264	54.2%	59.3%	61.2%	59.7%
% of FP17s for the same patient ID Re-attending between 3 & 9 months - Adults	1,007	1,842	54.7%	51.9%	54.3%	51.7%
% of FP17s for Band 1 Urgent Courses	180	1,999	9.0%	10.4%	9.1%	9.2%
% of FP17s Relating to Free Repair or Replacements	22	1,999	1.1%	0.8%	0.9%	0.7%
% of FP17s Relating to Continuations	3	1,999	0.2%	0.8%	1.0%	0.8%
% of Patients satisfied with the dentistry they have received	0	0	N/A	92.3%	94.4%	93.5%
% of Patients satisfied with the time they had to wait for an appointment	0	0	N/A	87.3%	88.1%	87.4%

* This is based on patients treated on this contract for their most recent course of treatment.

Figures in italics indicate the base number of FP17s or Patient Questionnaire responses are less than 100. N/A is shown where the base number of responses is less than 10 during the period. % is calculated as Quantity/Base number*100

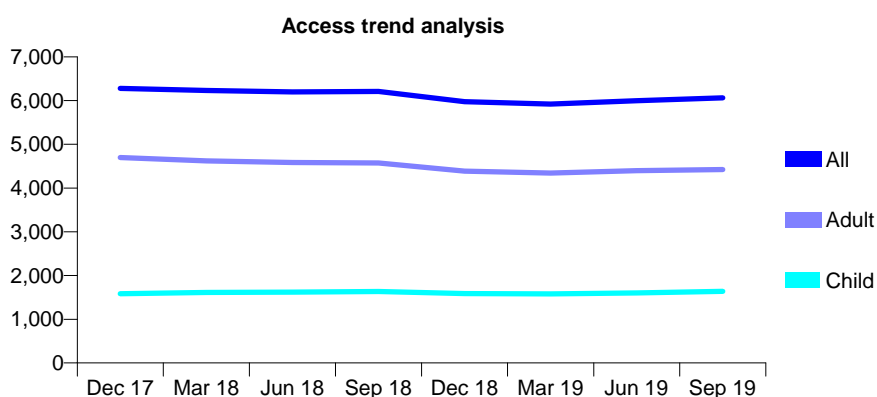
Q46 - Vital Signs At a Glance Contract Report for 146250/0001 - September 2019

Name or company name	MR MOHAMMED AL-HIMDANI
Contract type name	GDS Contract
Purpose of contract	General
Contract start date	01/10/2009
Contract end date	

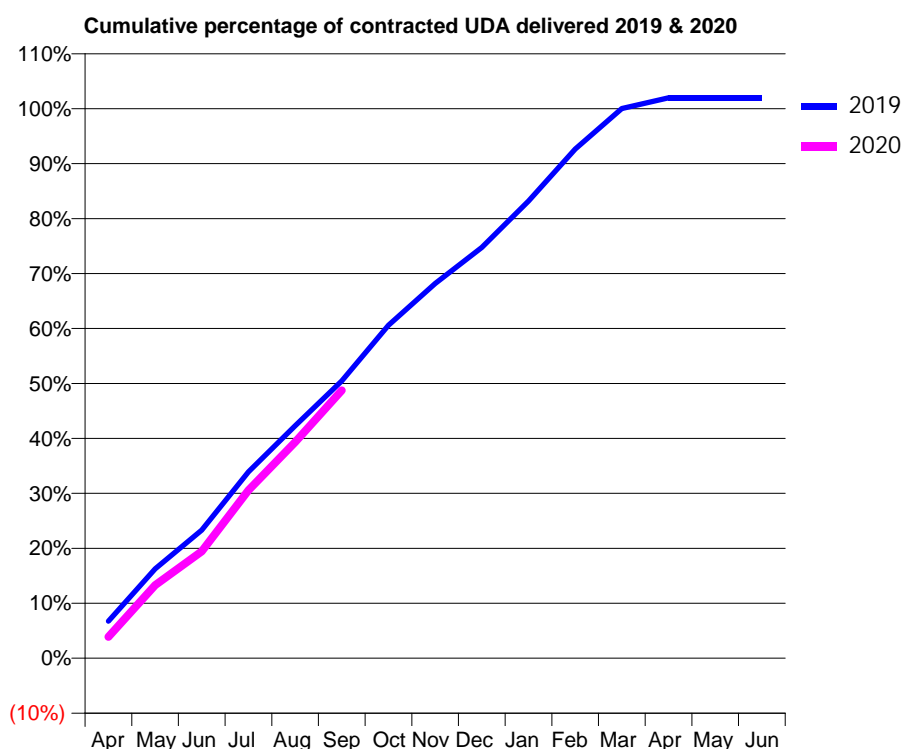
19/20 Contracted general activity (UDA)	15,459
Carry forward general activity (UDA)	0
19/20 Contracted orthodontic activity (UOA)	0
Carry forward orthodontic activity (UOA)	0
Baseline contract value	£483,156.95

ACCESS*

Patients seen in 24 months	Total	Change since previous quarter
Quarter ending September 2018	6,207	
Quarter ending December 2018	5,975	↓
Quarter ending March 2019	5,922	→
Quarter ending June 2019	5,997	→
Quarter ending September 2019	6,061	→
Variance since September 2018	(2.4%)	↓



ACTIVITY



Month	2019	2020
April	1,014	604
May	2,451	2,055
June	3,512	3,008
July	5,110	4,723
August	6,373	6,081
September	7,602	7,534
October	9,127	
November	10,271	
December	11,263	
January	12,529	
February	13,956	
March	15,069	
April	15,359	
May	15,361	
June	15,361	

QUALITY

	Quantity	Base Number	Contract	AT	Region	England
% of FP17s for the same patient ID Re-attending within 3 months - Children	55	1,154	4.8%	11.5%	12.1%	11.5%
% of FP17s for the same patient ID Re-attending within 3 months - Adults	319	2,557	12.5%	16.1%	15.6%	15.4%
% of FP17s for the same patient ID Re-attending between 3 & 9 months - Children	531	1,154	46.0%	59.3%	61.2%	59.7%
% of FP17s for the same patient ID Re-attending between 3 & 9 months - Adults	736	2,557	28.8%	51.9%	54.3%	51.7%
% of FP17s for Band 1 Urgent Courses	383	3,568	10.7%	10.4%	9.1%	9.2%
% of FP17s Relating to Free Repair or Replacements	22	3,568	0.6%	0.8%	0.9%	0.7%
% of FP17s Relating to Continuations	45	3,568	1.3%	0.8%	1.0%	0.8%
% of Patients satisfied with the dentistry they have received	1	1	N/A	92.3%	94.4%	93.5%
% of Patients satisfied with the time they had to wait for an appointment	1	1	N/A	87.3%	88.1%	87.4%

* This is based on patients treated on this contract for their most recent course of treatment. Figures in italics indicate the base number of FP17s or Patient Questionnaire responses are less than 100. N/A is shown where the base number of responses is less than 10 during the period. % is calculated as Quantity/Base number*100

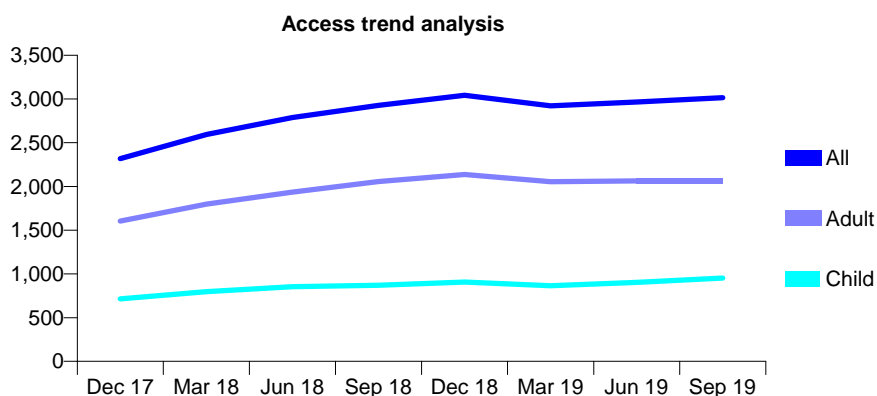
Q46 - Vital Signs At a Glance Contract Report for 148431/0001 - September 2019

Name or company name	Park House Lees
Contract type name	GDS Contract
Purpose of contract	General
Contract start date	01/04/2013
Contract end date	

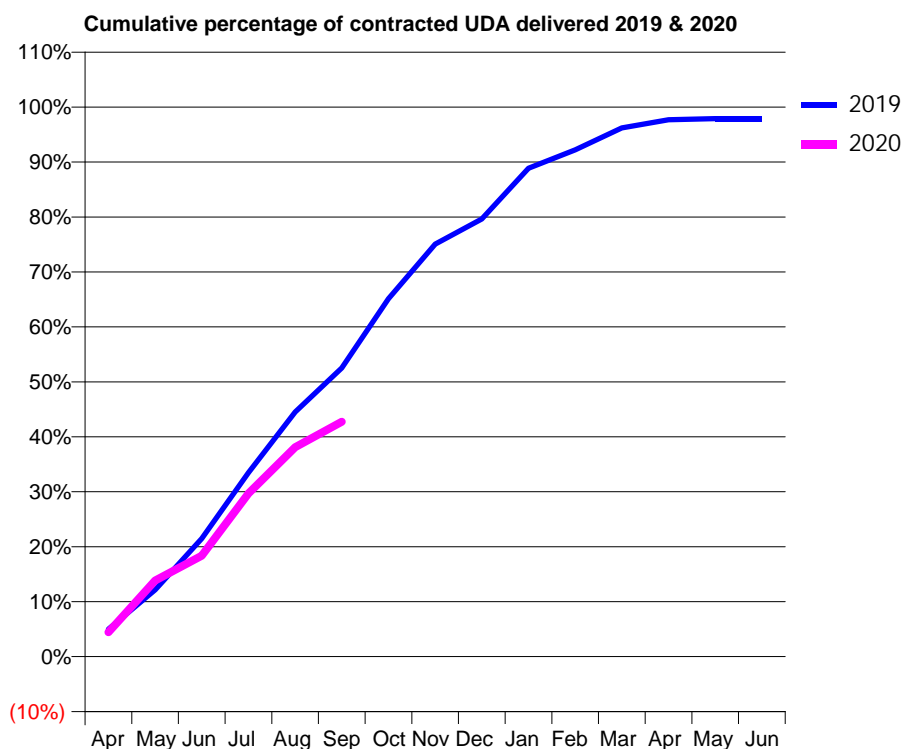
19/20 Contracted general activity (UDA)	11,410
Carry forward general activity (UDA)	0
19/20 Contracted orthodontic activity (UOA)	0
Carry forward orthodontic activity (UOA)	0
Baseline contract value	£334,158.39

ACCESS*

Patients seen in 24 months	Total	Change since previous quarter
Quarter ending September 2018	2,927	
Quarter ending December 2018	3,044	↑
Quarter ending March 2019	2,921	↓
Quarter ending June 2019	2,966	→
Quarter ending September 2019	3,016	→
Variance since September 2018	3.0%	↑



ACTIVITY



Month	Adjusted Scheduled Activity (UDA)	
	2019	2020
April	570	507
May	1,389	1,580
June	2,453	2,095
July	3,820	3,389
August	5,078	4,349
September	5,994	4,876
October	7,431	
November	8,565	
December	9,087	
January	10,142	
February	10,520	
March	10,977	
April	11,145	
May	11,170	
June	11,170	

QUALITY

	Quantity	Base Number	Contract	AT	Region	England
% of FP17s for the same patient ID Re-attending within 3 months - Children	60	628	9.6%	11.5%	12.1%	11.5%
% of FP17s for the same patient ID Re-attending within 3 months - Adults	180	1,168	15.4%	16.1%	15.6%	15.4%
% of FP17s for the same patient ID Re-attending between 3 & 9 months - Children	301	628	47.9%	59.3%	61.2%	59.7%
% of FP17s for the same patient ID Re-attending between 3 & 9 months - Adults	544	1,168	46.6%	51.9%	54.3%	51.7%
% of FP17s for Band 1 Urgent Courses	132	1,713	7.7%	10.4%	9.1%	9.2%
% of FP17s Relating to Free Repair or Replacements	1	1,713	0.1%	0.8%	0.9%	0.7%
% of FP17s Relating to Continuations	40	1,713	2.3%	0.8%	1.0%	0.8%
% of Patients satisfied with the dentistry they have received	0	0	N/A	92.3%	94.4%	93.5%
% of Patients satisfied with the time they had to wait for an appointment	0	0	N/A	87.3%	88.1%	87.4%

* This is based on patients treated on this contract for their most recent course of treatment. Figures in italics indicate the base number of FP17s or Patient Questionnaire responses are less than 100. N/A is shown where the base number of responses is less than 10 during the period. % is calculated as Quantity/Base number*100

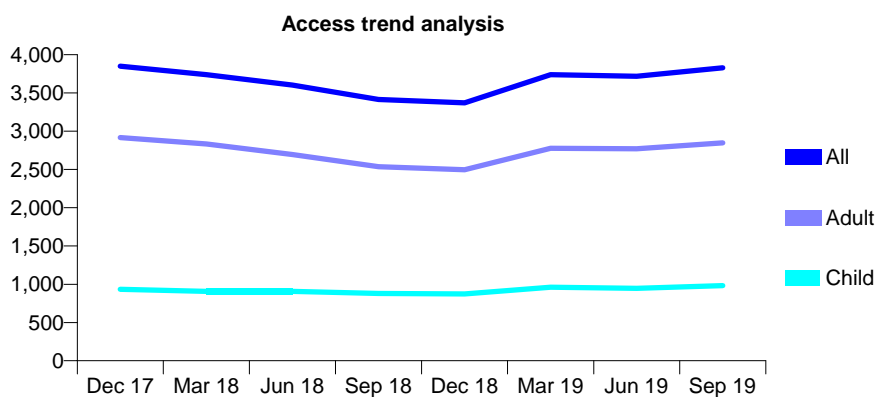
Q46 - Vital Signs At a Glance Contract Report for 149357/0001 - September 2019

Name or company name	DHS Dental Practices Limited
Contract type name	GDS Contract
Purpose of contract	General
Contract start date	01/11/2010
Contract end date	

19/20 Contracted general activity (UDA)	10,000
Carry forward general activity (UDA)	0
19/20 Contracted orthodontic activity (UOA)	0
Carry forward orthodontic activity (UOA)	0
Baseline contract value	£308,058.04

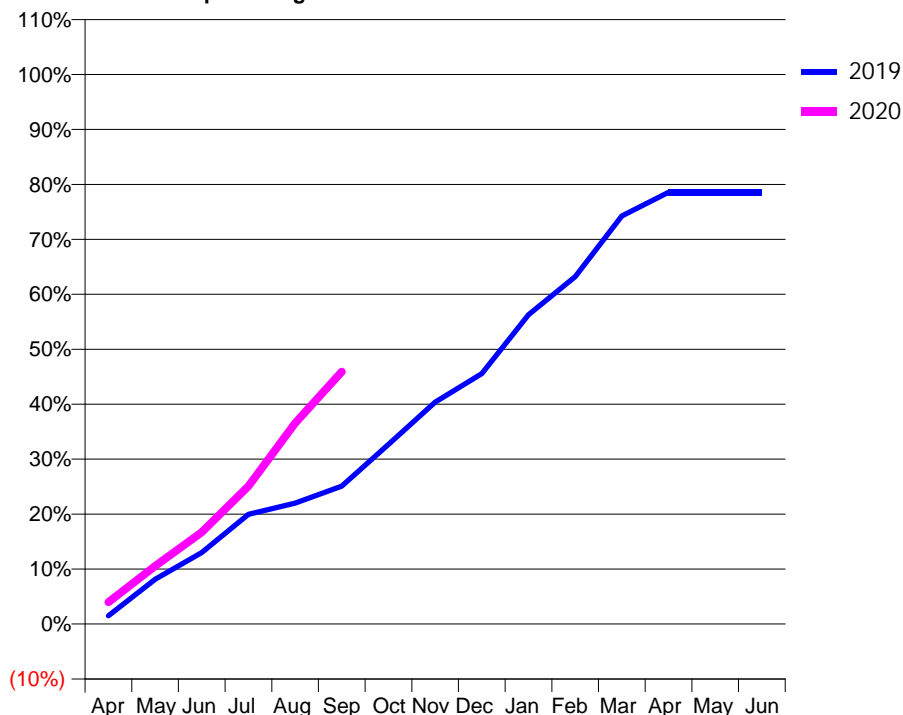
ACCESS*

Patients seen in 24 months	Total	Change since previous quarter
Quarter ending September 2018	3,414	
Quarter ending December 2018	3,370	↓
Quarter ending March 2019	3,740	↑
Quarter ending June 2019	3,717	→
Quarter ending September 2019	3,829	↑
Variance since September 2018	12.2%	↑



ACTIVITY

Cumulative percentage of contracted UDA delivered 2019 & 2020



Adjusted Scheduled Activity (UDA)

Month	2019	2020
April	148	396
May	813	1,057
June	1,299	1,670
July	1,995	2,511
August	2,201	3,657
September	2,508	4,591
October	3,269	
November	4,036	
December	4,556	
January	5,629	
February	6,319	
March	7,423	
April	7,855	
May	7,855	
June	7,856	

QUALITY

	Quantity	Base Number	Contract	AT	Region	England
% of FP17s for the same patient ID Re-attending within 3 months - Children	18	707	2.5%	11.5%	12.1%	11.5%
% of FP17s for the same patient ID Re-attending within 3 months - Adults	246	1,882	13.1%	16.1%	15.6%	15.4%
% of FP17s for the same patient ID Re-attending between 3 & 9 months - Children	430	707	60.8%	59.3%	61.2%	59.7%
% of FP17s for the same patient ID Re-attending between 3 & 9 months - Adults	942	1,882	50.1%	51.9%	54.3%	51.7%
% of FP17s for Band 1 Urgent Courses	134	2,336	5.7%	10.4%	9.1%	9.2%
% of FP17s Relating to Free Repair or Replacements	53	2,336	2.3%	0.8%	0.9%	0.7%
% of FP17s Relating to Continuations	50	2,336	2.1%	0.8%	1.0%	0.8%
% of Patients satisfied with the dentistry they have received	2	2	N/A	92.3%	94.4%	93.5%
% of Patients satisfied with the time they had to wait for an appointment	2	2	N/A	87.3%	88.1%	87.4%

* This is based on patients treated on this contract for their most recent course of treatment.

Figures in italics indicate the base number of FP17s or Patient Questionnaire responses are less than 100. N/A is shown where the base number of responses is less than 10 during the period. % is calculated as Quantity/Base number*100

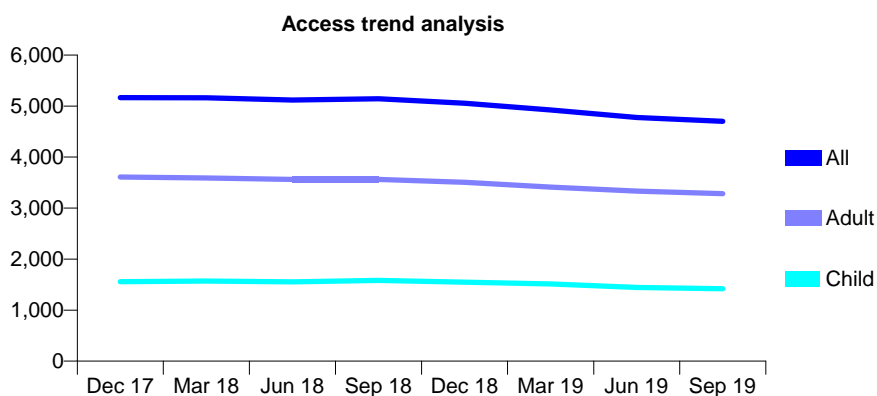
Q46 - Vital Signs At a Glance Contract Report for 149780/0001 - September 2019

Name or company name	Church Lane Dental Practice
Contract type name	Pilot Contract
Purpose of contract	General
Contract start date	01/12/2011
Contract end date	

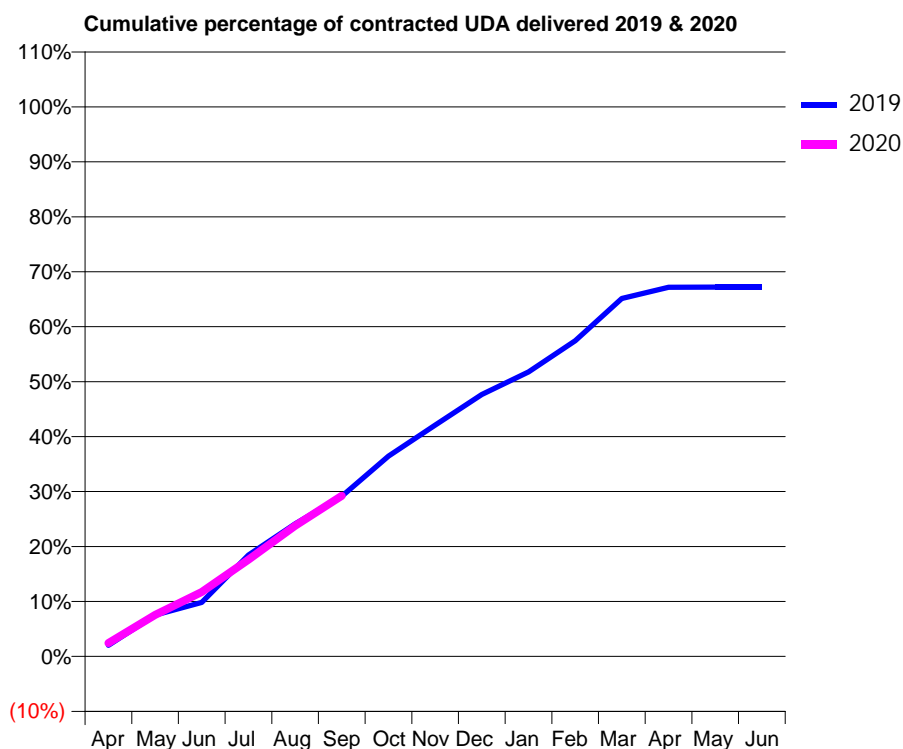
19/20 Contracted general activity (UDA)	18,225
Carry forward general activity (UDA)	0
19/20 Contracted orthodontic activity (UOA)	0
Carry forward orthodontic activity (UOA)	0
Baseline contract value	£594,105.29

ACCESS*

Patients seen in 24 months	Total	Change since previous quarter
Quarter ending September 2018	5,145	
Quarter ending December 2018	5,055	↓
Quarter ending March 2019	4,925	↓
Quarter ending June 2019	4,779	↓
Quarter ending September 2019	4,703	↓
Variance since September 2018	(8.6%)	↓



ACTIVITY



Month	2019	2020
April	368	442
May	1,373	1,380
June	1,795	2,139
July	3,363	3,211
August	4,399	4,334
September	5,308	5,329
October	6,641	
November	7,672	
December	8,690	
January	9,434	
February	10,471	
March	11,873	
April	12,246	
May	12,247	
June	12,247	

QUALITY

	Quantity	Base Number	Contract	AT	Region	England
% of FP17s for the same patient ID Re-attending within 3 months - Children	22	627	3.5%	11.5%	12.1%	11.5%
% of FP17s for the same patient ID Re-attending within 3 months - Adults	120	1,429	8.4%	16.1%	15.6%	15.4%
% of FP17s for the same patient ID Re-attending between 3 & 9 months - Children	237	627	37.8%	59.3%	61.2%	59.7%
% of FP17s for the same patient ID Re-attending between 3 & 9 months - Adults	506	1,429	35.4%	51.9%	54.3%	51.7%
% of FP17s for Band 1 Urgent Courses	10	1,903	0.5%	10.4%	9.1%	9.2%
% of FP17s Relating to Free Repair or Replacements	8	1,903	0.4%	0.8%	0.9%	0.7%
% of FP17s Relating to Continuations	36	1,903	1.9%	0.8%	1.0%	0.8%
% of Patients satisfied with the dentistry they have received	0	0	N/A	92.3%	94.4%	93.5%
% of Patients satisfied with the time they had to wait for an appointment	0	0	N/A	87.3%	88.1%	87.4%

* This is based on patients treated on this contract for their most recent course of treatment. Figures in italics indicate the base number of FP17s or Patient Questionnaire responses are less than 100. N/A is shown where the base number of responses is less than 10 during the period. % is calculated as Quantity/Base number*100

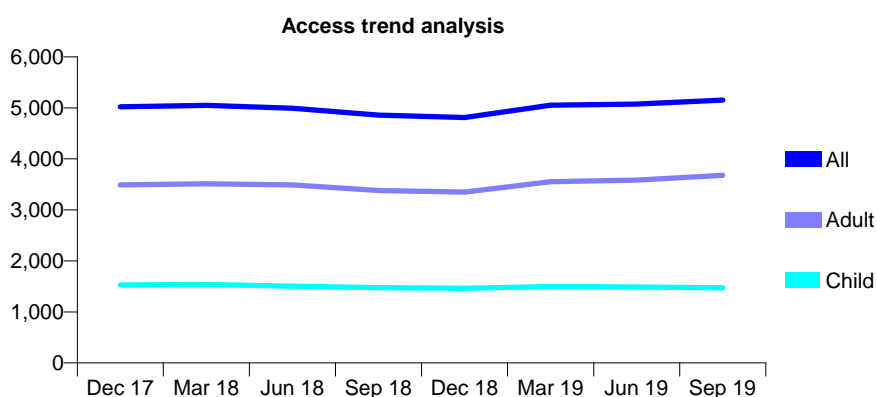
Q46 - Vital Signs At a Glance Contract Report for 150177/0001 - September 2019

Name or company name	G & L Askins Ltd
Contract type name	GDS Contract
Purpose of contract	General
Contract start date	06/12/2010
Contract end date	

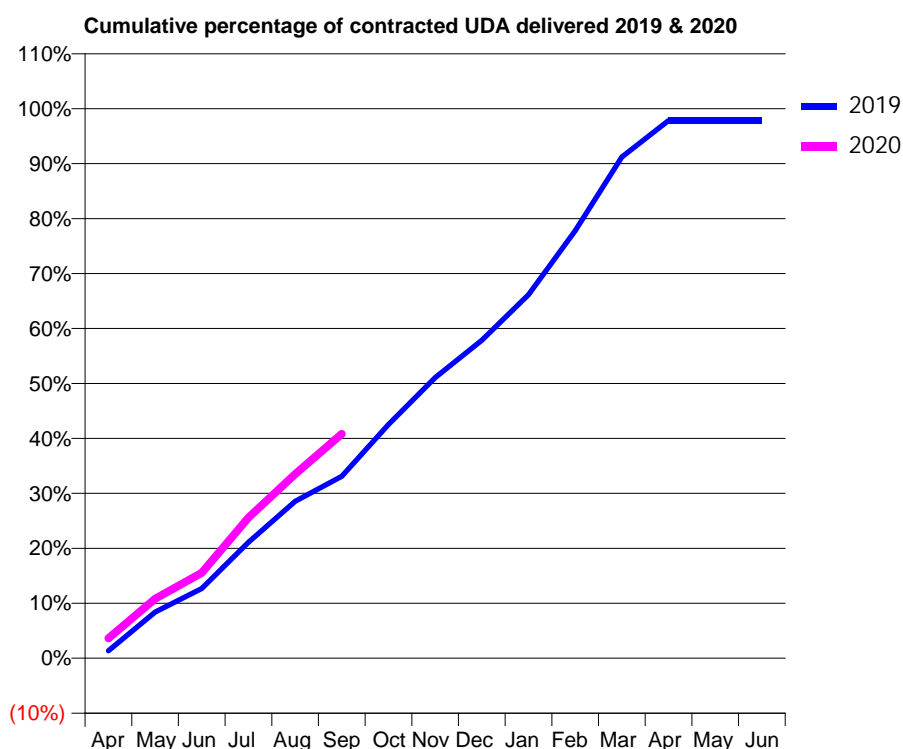
19/20 Contracted general activity (UDA)	16,498
Carry forward general activity (UDA)	0
19/20 Contracted orthodontic activity (UOA)	0
Carry forward orthodontic activity (UOA)	0
Baseline contract value	£419,501.04

ACCESS*

Patients seen in 24 months	Total	Change since previous quarter
Quarter ending September 2018	4,858	
Quarter ending December 2018	4,811	→
Quarter ending March 2019	5,053	↑
Quarter ending June 2019	5,073	→
Quarter ending September 2019	5,153	→
Variance since September 2018	6.1%	↑



ACTIVITY



Month	2019	2020
April	227	600
May	1,389	1,784
June	2,092	2,566
July	3,483	4,220
August	4,711	5,529
September	5,463	6,734
October	7,015	
November	8,424	
December	9,543	
January	10,915	
February	12,839	
March	15,047	
April	16,140	
May	16,140	
June	16,140	

QUALITY

	Quantity	Base Number	Contract	AT	Region	England
% of FP17s for the same patient ID Re-attending within 3 months - Children	89	1,051	8.5%	11.5%	12.1%	11.5%
% of FP17s for the same patient ID Re-attending within 3 months - Adults	466	2,716	17.2%	16.1%	15.6%	15.4%
% of FP17s for the same patient ID Re-attending between 3 & 9 months - Children	704	1,051	67.0%	59.3%	61.2%	59.7%
% of FP17s for the same patient ID Re-attending between 3 & 9 months - Adults	1,414	2,716	52.1%	51.9%	54.3%	51.7%
% of FP17s for Band 1 Urgent Courses	277	3,413	8.1%	10.4%	9.1%	9.2%
% of FP17s Relating to Free Repair or Replacements	30	3,413	0.9%	0.8%	0.9%	0.7%
% of FP17s Relating to Continuations	48	3,413	1.4%	0.8%	1.0%	0.8%
% of Patients satisfied with the dentistry they have received	1	1	N/A	92.3%	94.4%	93.5%
% of Patients satisfied with the time they had to wait for an appointment	1	1	N/A	87.3%	88.1%	87.4%

* This is based on patients treated on this contract for their most recent course of treatment. Figures in italics indicate the base number of FP17s or Patient Questionnaire responses are less than 100. N/A is shown where the base number of responses is less than 10 during the period. % is calculated as Quantity/Base number*100

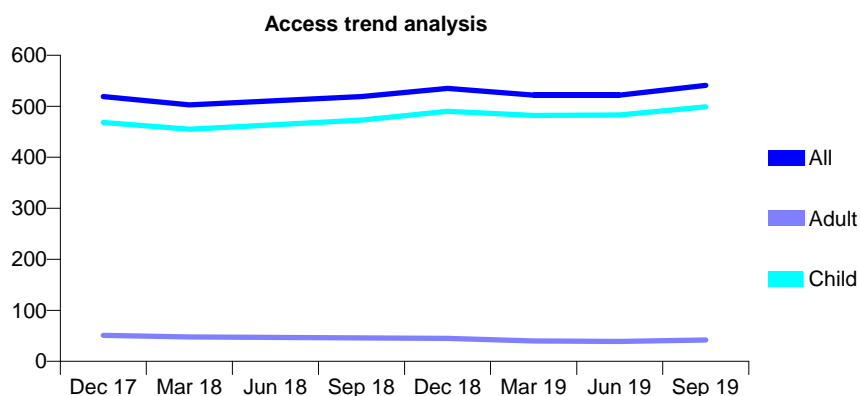
Q46 - Vital Signs At a Glance Contract Report for 150657/0001 - September 2019

Name or company name	Harwood Dental Care
Contract type name	GDS Contract
Purpose of contract	General
Contract start date	01/09/2013
Contract end date	

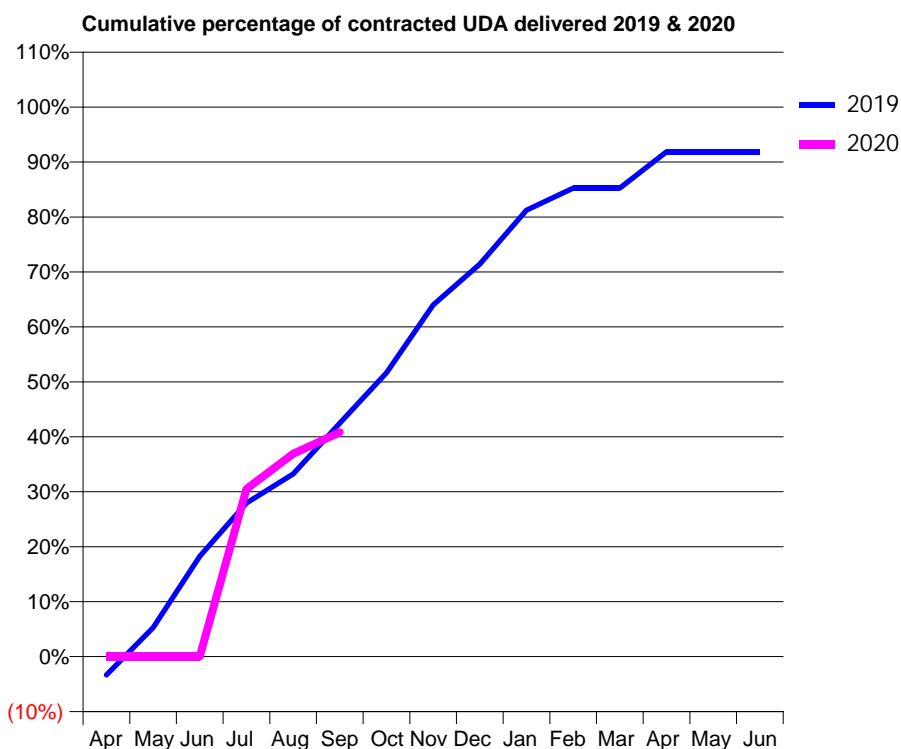
19/20 Contracted general activity (UDA)	1,100
Carry forward general activity (UDA)	0
19/20 Contracted orthodontic activity (UOA)	0
Carry forward orthodontic activity (UOA)	0
Baseline contract value	£20,645.48

ACCESS*

Patients seen in 24 months	Total	Change since previous quarter
Quarter ending September 2018	519	
Quarter ending December 2018	535	↑
Quarter ending March 2019	522	↓
Quarter ending June 2019	522	→
Quarter ending September 2019	541	↑
Variance since September 2018	4.2%	↑



ACTIVITY



Month	Adjusted Scheduled Activity (UDA)	
	2019	2020
April	-37	0
May	58	0
June	201	0
July	307	336
August	366	406
September	467	449
October	568	
November	704	
December	786	
January	894	
February	938	
March	938	
April	1,011	
May	1,011	
June	1,011	

QUALITY

	Quantity	Base Number	Contract	AT	Region	England
% of FP17s for the same patient ID Re-attending within 3 months - Children	34	488	7.0%	11.5%	12.1%	11.5%
% of FP17s for the same patient ID Re-attending within 3 months - Adults	0	8	0.0%	16.1%	15.6%	15.4%
% of FP17s for the same patient ID Re-attending between 3 & 9 months - Children	354	488	72.5%	59.3%	61.2%	59.7%
% of FP17s for the same patient ID Re-attending between 3 & 9 months - Adults	5	8	62.5%	51.9%	54.3%	51.7%
% of FP17s for Band 1 Urgent Courses	19	367	5.2%	10.4%	9.1%	9.2%
% of FP17s Relating to Free Repair or Replacements	0	367	0.0%	0.8%	0.9%	0.7%
% of FP17s Relating to Continuations	0	367	0.0%	0.8%	1.0%	0.8%
% of Patients satisfied with the dentistry they have received	0	0	N/A	92.3%	94.4%	93.5%
% of Patients satisfied with the time they had to wait for an appointment	0	0	N/A	87.3%	88.1%	87.4%

* This is based on patients treated on this contract for their most recent course of treatment. Figures in italics indicate the base number of FP17s or Patient Questionnaire responses are less than 100. N/A is shown where the base number of responses is less than 10 during the period. % is calculated as Quantity/Base number*100

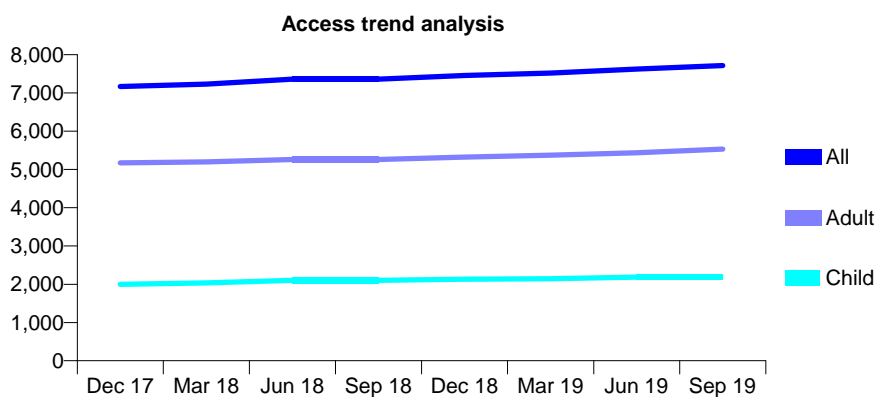
Q46 - Vital Signs At a Glance Contract Report for 151106/0001 - September 2019

Name or company name	Langley Dental Practice Ltd
Contract type name	GDS Contract
Purpose of contract	General
Contract start date	01/04/2008
Contract end date	

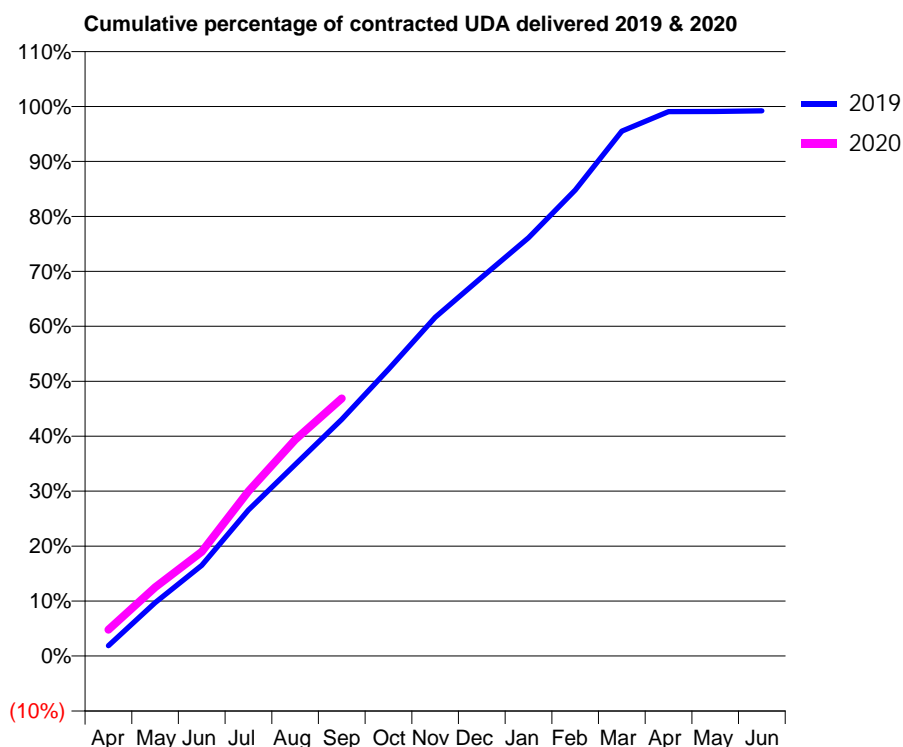
19/20 Contracted general activity (UDA)	20,092
Carry forward general activity (UDA)	0
19/20 Contracted orthodontic activity (UOA)	0
Carry forward orthodontic activity (UOA)	0
Baseline contract value	£584,132.47

ACCESS*

Patients seen in 24 months	Total	Change since previous quarter
Quarter ending September 2018	7,361	
Quarter ending December 2018	7,455	→
Quarter ending March 2019	7,517	→
Quarter ending June 2019	7,624	→
Quarter ending September 2019	7,715	→
Variance since September 2018	4.8%	↑



ACTIVITY



Month	Adjusted Scheduled Activity (UDA)	
	2019	2020
April	380	965
May	1,954	2,512
June	3,312	3,813
July	5,340	6,022
August	7,001	7,907
September	8,650	9,418
October	10,487	
November	12,387	
December	13,851	
January	15,293	
February	17,038	
March	19,190	
April	19,904	
May	19,911	
June	19,928	

QUALITY

	Quantity	Base Number	Contract	AT	Region	England
% of FP17s for the same patient ID Re-attending within 3 months - Children	108	1,716	6.3%	11.5%	12.1%	11.5%
% of FP17s for the same patient ID Re-attending within 3 months - Adults	413	3,706	11.1%	16.1%	15.6%	15.4%
% of FP17s for the same patient ID Re-attending between 3 & 9 months - Children	1,139	1,716	66.4%	59.3%	61.2%	59.7%
% of FP17s for the same patient ID Re-attending between 3 & 9 months - Adults	2,183	3,706	58.9%	51.9%	54.3%	51.7%
% of FP17s for Band 1 Urgent Courses	304	4,769	6.4%	10.4%	9.1%	9.2%
% of FP17s Relating to Free Repair or Replacements	30	4,769	0.6%	0.8%	0.9%	0.7%
% of FP17s Relating to Continuations	27	4,769	0.6%	0.8%	1.0%	0.8%
% of Patients satisfied with the dentistry they have received	2	3	N/A	92.3%	94.4%	93.5%
% of Patients satisfied with the time they had to wait for an appointment	3	3	N/A	87.3%	88.1%	87.4%

* This is based on patients treated on this contract for their most recent course of treatment. Figures in italics indicate the base number of FP17s or Patient Questionnaire responses are less than 100. N/A is shown where the base number of responses is less than 10 during the period. % is calculated as Quantity/Base number*100

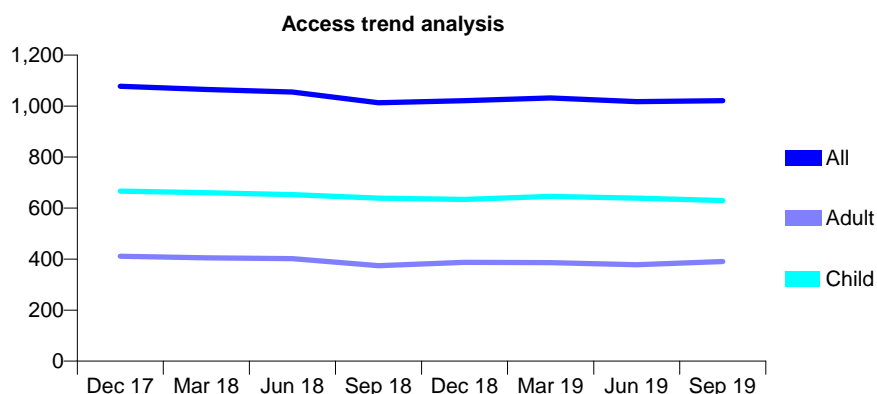
Q46 - Vital Signs At a Glance Contract Report for 151262/0001 - September 2019

Name or company name	The Cottage Dental Practice
Contract type name	GDS Contract
Purpose of contract	General
Contract start date	01/05/2014
Contract end date	

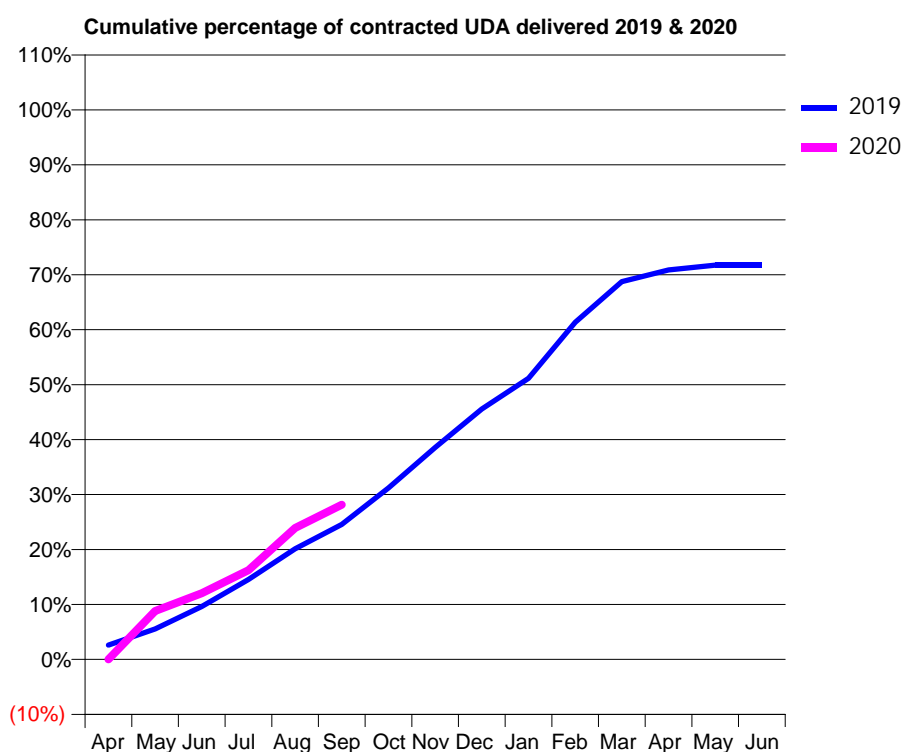
19/20 Contracted general activity (UDA)	3,600
Carry forward general activity (UDA)	0
19/20 Contracted orthodontic activity (UOA)	0
Carry forward orthodontic activity (UOA)	0
Baseline contract value	£92,215.27

ACCESS*

Patients seen in 24 months	Total	Change since previous quarter
Quarter ending September 2018	1,013	
Quarter ending December 2018	1,021	→
Quarter ending March 2019	1,032	→
Quarter ending June 2019	1,017	↓
Quarter ending September 2019	1,021	→
Variance since September 2018	0.8%	→



ACTIVITY



Month	2019	2020
April	78	0
May	166	318
June	289	434
July	436	585
August	604	861
September	737	1,014
October	936	
November	1,157	
December	1,367	
January	1,534	
February	1,841	
March	2,062	
April	2,126	
May	2,153	
June	2,153	

QUALITY

	Quantity	Base Number	Contract	AT	Region	England
% of FP17s for the same patient ID Re-attending within 3 months - Children	43	519	8.3%	11.5%	12.1%	11.5%
% of FP17s for the same patient ID Re-attending within 3 months - Adults	21	208	10.1%	16.1%	15.6%	15.4%
% of FP17s for the same patient ID Re-attending between 3 & 9 months - Children	395	519	76.1%	59.3%	61.2%	59.7%
% of FP17s for the same patient ID Re-attending between 3 & 9 months - Adults	120	208	57.7%	51.9%	54.3%	51.7%
% of FP17s for Band 1 Urgent Courses	35	680	5.1%	10.4%	9.1%	9.2%
% of FP17s Relating to Free Repair or Replacements	0	680	0.0%	0.8%	0.9%	0.7%
% of FP17s Relating to Continuations	8	680	1.2%	0.8%	1.0%	0.8%
% of Patients satisfied with the dentistry they have received	0	0	N/A	92.3%	94.4%	93.5%
% of Patients satisfied with the time they had to wait for an appointment	0	0	N/A	87.3%	88.1%	87.4%

* This is based on patients treated on this contract for their most recent course of treatment. Figures in italics indicate the base number of FP17s or Patient Questionnaire responses are less than 100. N/A is shown where the base number of responses is less than 10 during the period. % is calculated as Quantity/Base number*100

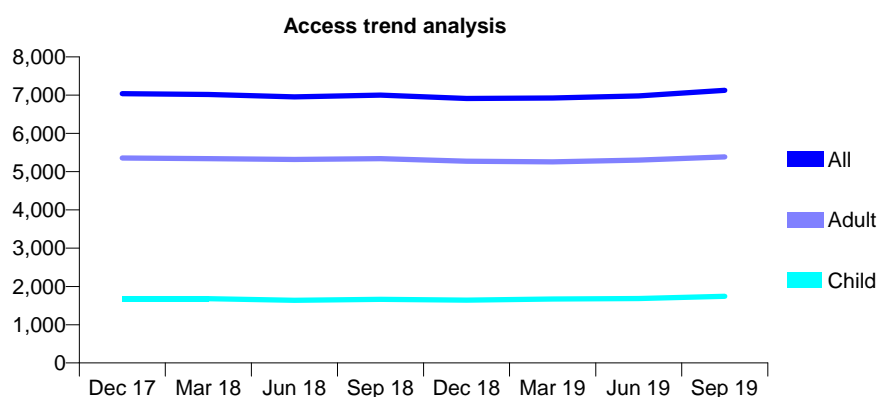
Q46 - Vital Signs At a Glance Contract Report for 151882/0001 - September 2019

Name or company name	IDH 450 Limited
Contract type name	GDS Contract
Purpose of contract	General
Contract start date	01/10/2008
Contract end date	

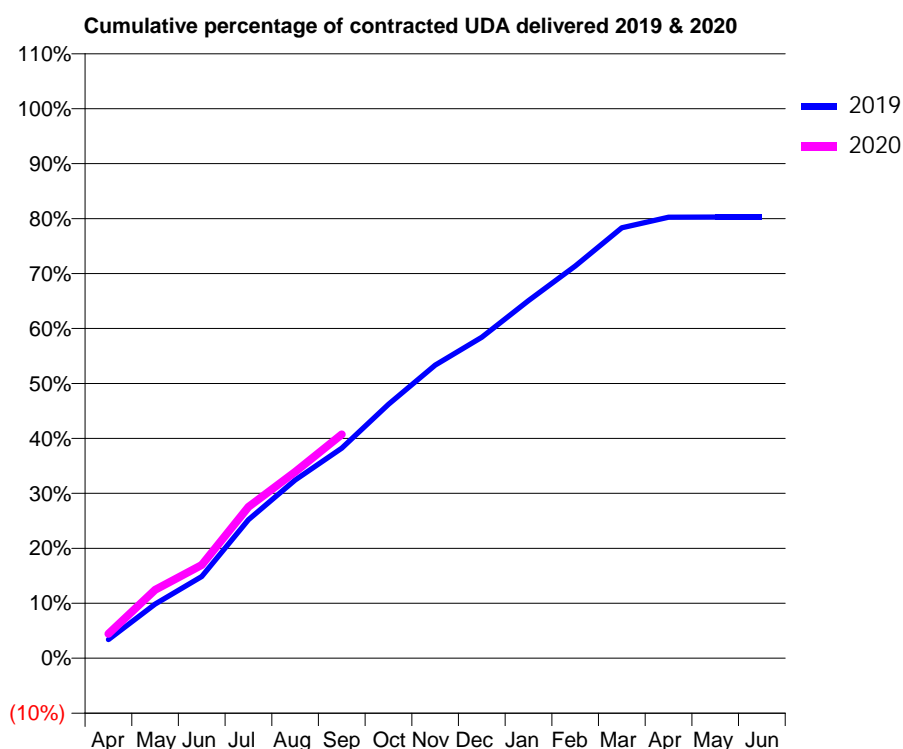
19/20 Contracted general activity (UDA)	25,069
Carry forward general activity (UDA)	0
19/20 Contracted orthodontic activity (UOA)	0
Carry forward orthodontic activity (UOA)	0
Baseline contract value	£805,468.67

ACCESS*

Patients seen in 24 months	Total	Change since previous quarter
Quarter ending September 2018	7,000	
Quarter ending December 2018	6,912	↓
Quarter ending March 2019	6,925	→
Quarter ending June 2019	6,982	→
Quarter ending September 2019	7,127	↑
Variance since September 2018	1.8%	→



ACTIVITY



Month	2019	2020
April	855	1,119
May	2,472	3,122
June	3,726	4,255
July	6,318	6,903
August	8,133	8,500
September	9,587	10,211
October	11,588	
November	13,373	
December	14,637	
January	16,313	
February	17,887	
March	19,634	
April	20,114	
May	20,121	
June	20,124	

QUALITY

	Quantity	Base Number	Contract	AT	Region	England
% of FP17s for the same patient ID Re-attending within 3 months - Children	70	1,174	6.0%	11.5%	12.1%	11.5%
% of FP17s for the same patient ID Re-attending within 3 months - Adults	478	3,616	13.2%	16.1%	15.6%	15.4%
% of FP17s for the same patient ID Re-attending between 3 & 9 months - Children	611	1,174	52.0%	59.3%	61.2%	59.7%
% of FP17s for the same patient ID Re-attending between 3 & 9 months - Adults	1,783	3,616	49.3%	51.9%	54.3%	51.7%
% of FP17s for Band 1 Urgent Courses	391	4,567	8.6%	10.4%	9.1%	9.2%
% of FP17s Relating to Free Repair or Replacements	35	4,567	0.8%	0.8%	0.9%	0.7%
% of FP17s Relating to Continuations	61	4,567	1.3%	0.8%	1.0%	0.8%
% of Patients satisfied with the dentistry they have received	0	0	N/A	92.3%	94.4%	93.5%
% of Patients satisfied with the time they had to wait for an appointment	0	0	N/A	87.3%	88.1%	87.4%

* This is based on patients treated on this contract for their most recent course of treatment.

Figures in italics indicate the base number of FP17s or Patient Questionnaire responses are less than 100. N/A is shown where the base number of responses is less than 10 during the period. % is calculated as Quantity/Base number*100

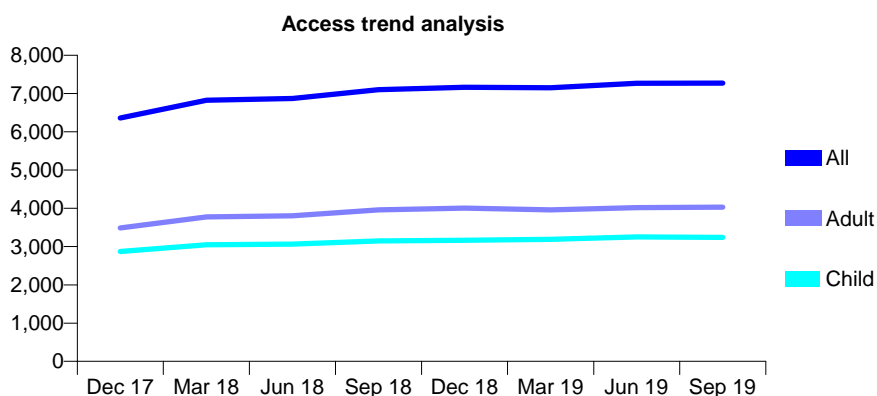
Q46 - Vital Signs At a Glance Contract Report for 152196/0001 - September 2019

Name or company name	Ahmad and Saleem Partners Ltd
Contract type name	GDS Contract
Purpose of contract	General
Contract start date	01/08/2014
Contract end date	

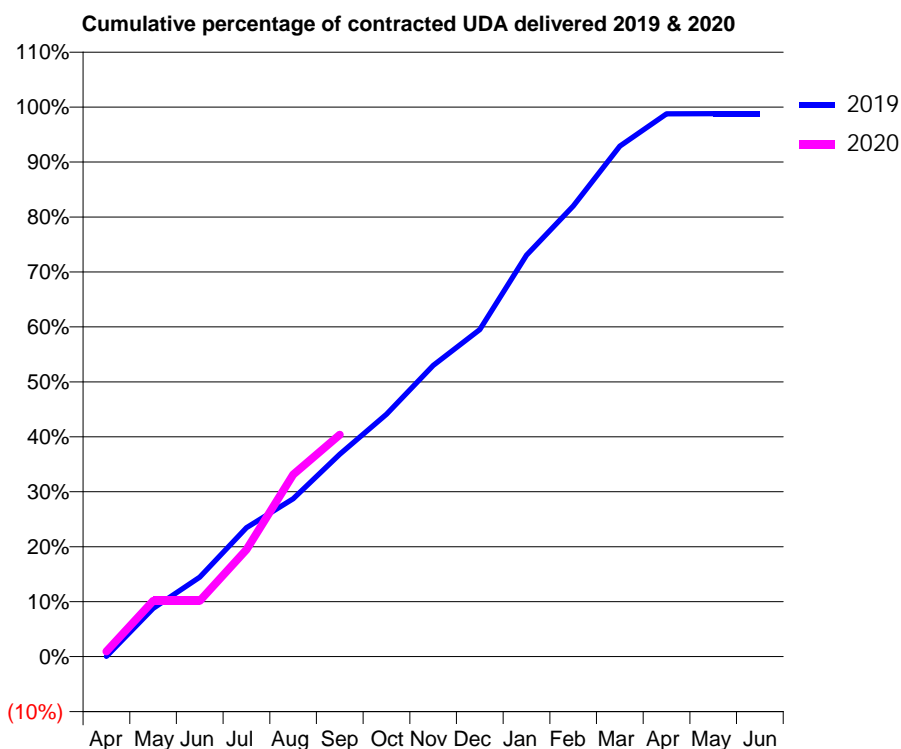
19/20 Contracted general activity (UDA)	16,459
Carry forward general activity (UDA)	0
19/20 Contracted orthodontic activity (UOA)	0
Carry forward orthodontic activity (UOA)	0
Baseline contract value	£630,094.79

ACCESS*

Patients seen in 24 months	Total	Change since previous quarter
Quarter ending September 2018	7,104	
Quarter ending December 2018	7,166	→
Quarter ending March 2019	7,151	→
Quarter ending June 2019	7,268	→
Quarter ending September 2019	7,274	→
Variance since September 2018	2.4%	↑



ACTIVITY



Month	Adjusted Scheduled Activity (UDA)	
	2019	2020
April	8	156
May	1,442	1,672
June	2,377	1,672
July	3,858	3,206
August	4,729	5,454
September	6,060	6,645
October	7,258	
November	8,720	
December	9,796	
January	12,024	
February	13,495	
March	15,286	
April	16,255	
May	16,261	
June	16,261	

QUALITY

	Quantity	Base Number	Contract	AT	Region	England
% of FP17s for the same patient ID Re-attending within 3 months - Children	233	2,656	8.8%	11.5%	12.1%	11.5%
% of FP17s for the same patient ID Re-attending within 3 months - Adults	450	2,989	15.1%	16.1%	15.6%	15.4%
% of FP17s for the same patient ID Re-attending between 3 & 9 months - Children	1,755	2,656	66.1%	59.3%	61.2%	59.7%
% of FP17s for the same patient ID Re-attending between 3 & 9 months - Adults	1,847	2,989	61.8%	51.9%	54.3%	51.7%
% of FP17s for Band 1 Urgent Courses	247	3,737	6.6%	10.4%	9.1%	9.2%
% of FP17s Relating to Free Repair or Replacements	9	3,737	0.2%	0.8%	0.9%	0.7%
% of FP17s Relating to Continuations	32	3,737	0.9%	0.8%	1.0%	0.8%
% of Patients satisfied with the dentistry they have received	0	0	N/A	92.3%	94.4%	93.5%
% of Patients satisfied with the time they had to wait for an appointment	0	0	N/A	87.3%	88.1%	87.4%

* This is based on patients treated on this contract for their most recent course of treatment. Figures in italics indicate the base number of FP17s or Patient Questionnaire responses are less than 100. N/A is shown where the base number of responses is less than 10 during the period. % is calculated as Quantity/Base number*100

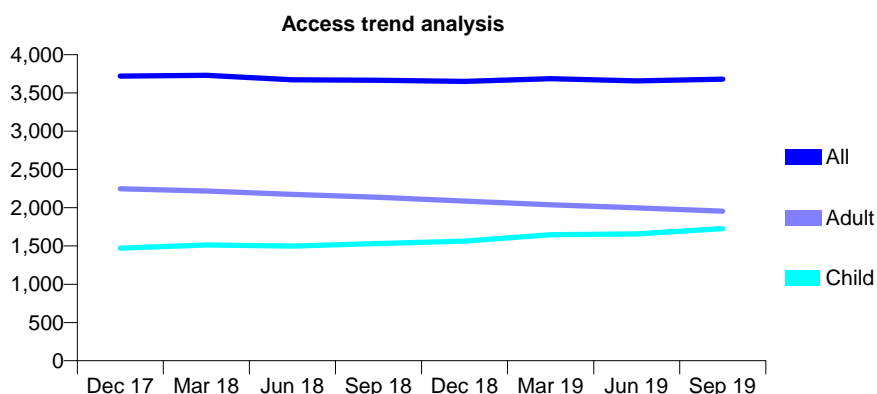
Q46 - Vital Signs At a Glance Contract Report for 152196/0003 - September 2019

Name or company name	Ahmad and Saleem Partners Ltd
Contract type name	GDS Contract
Purpose of contract	General
Contract start date	01/08/2014
Contract end date	

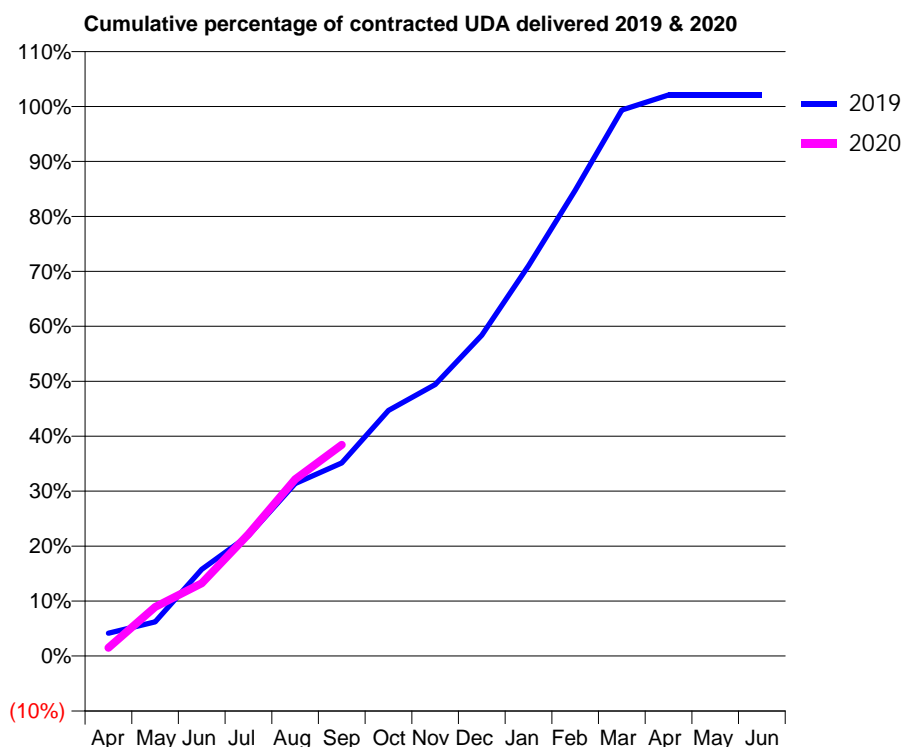
19/20 Contracted general activity (UDA)	12,721
Carry forward general activity (UDA)	0
19/20 Contracted orthodontic activity (UOA)	0
Carry forward orthodontic activity (UOA)	0
Baseline contract value	£325,509.54

ACCESS*

Patients seen in 24 months	Total	Change since previous quarter
Quarter ending September 2018	3,667	
Quarter ending December 2018	3,651	→
Quarter ending March 2019	3,687	→
Quarter ending June 2019	3,657	→
Quarter ending September 2019	3,680	→
Variance since September 2018	0.4%	→



ACTIVITY



Month	Adjusted Scheduled Activity (UDA)	
	2019	2020
April	530	191
May	793	1,133
June	2,009	1,683
July	2,789	2,822
August	3,993	4,091
September	4,472	4,887
October	5,684	
November	6,284	
December	7,425	
January	9,034	
February	10,780	
March	12,636	
April	12,985	
May	12,985	
June	12,985	

QUALITY

	Quantity	Base Number	Contract	AT	Region	England
% of FP17s for the same patient ID Re-attending within 3 months - Children	98	1,492	6.6%	11.5%	12.1%	11.5%
% of FP17s for the same patient ID Re-attending within 3 months - Adults	145	1,081	13.4%	16.1%	15.6%	15.4%
% of FP17s for the same patient ID Re-attending between 3 & 9 months - Children	1,039	1,492	69.6%	59.3%	61.2%	59.7%
% of FP17s for the same patient ID Re-attending between 3 & 9 months - Adults	710	1,081	65.7%	51.9%	54.3%	51.7%
% of FP17s for Band 1 Urgent Courses	169	2,434	6.9%	10.4%	9.1%	9.2%
% of FP17s Relating to Free Repair or Replacements	1	2,434	0.0%	0.8%	0.9%	0.7%
% of FP17s Relating to Continuations	13	2,434	0.5%	0.8%	1.0%	0.8%
% of Patients satisfied with the dentistry they have received	0	0	N/A	92.3%	94.4%	93.5%
% of Patients satisfied with the time they had to wait for an appointment	0	0	N/A	87.3%	88.1%	87.4%

* This is based on patients treated on this contract for their most recent course of treatment. Figures in italics indicate the base number of FP17s or Patient Questionnaire responses are less than 100. N/A is shown where the base number of responses is less than 10 during the period. % is calculated as Quantity/Base number*100

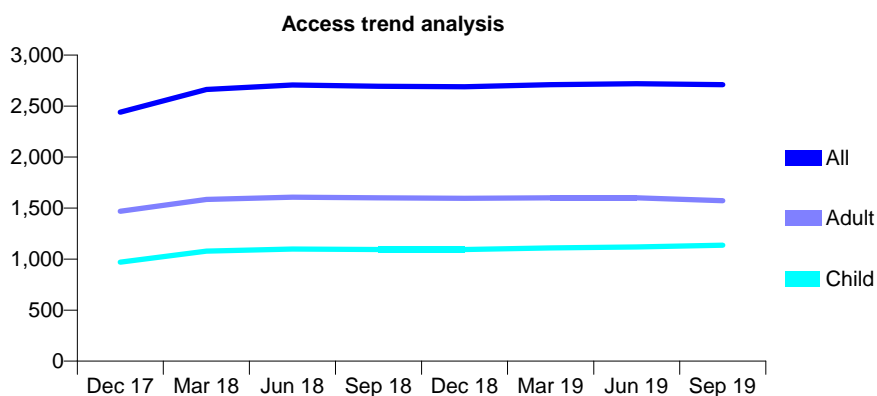
Q46 - Vital Signs At a Glance Contract Report for 152196/0004 - September 2019

Name or company name	Ahmad and Saleem Partners Ltd
Contract type name	GDS Contract
Purpose of contract	General
Contract start date	01/08/2014
Contract end date	

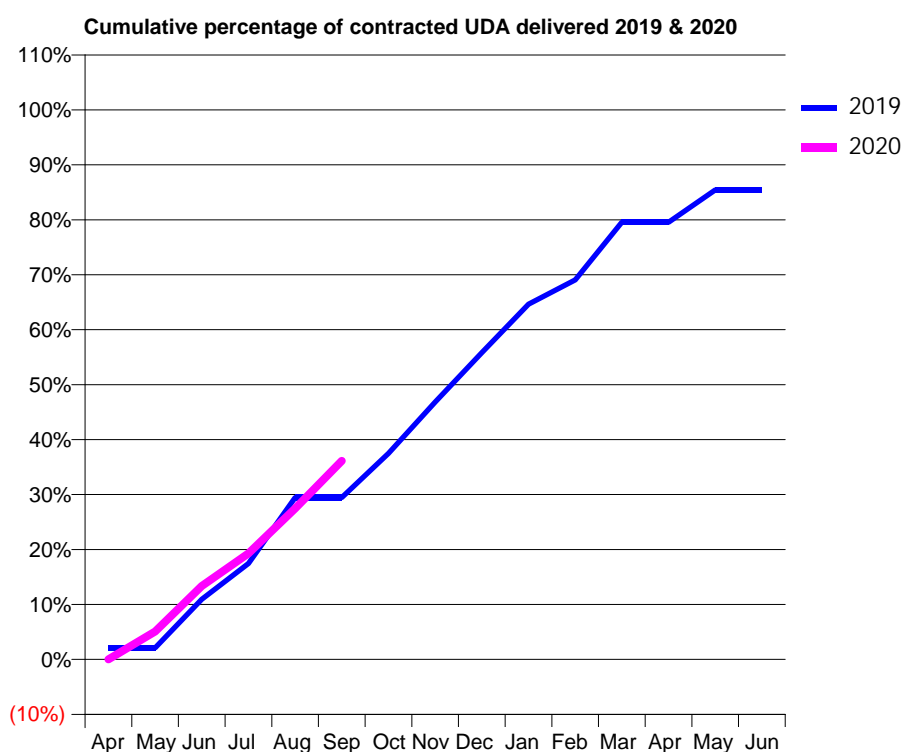
19/20 Contracted general activity (UDA)	12,000
Carry forward general activity (UDA)	0
19/20 Contracted orthodontic activity (UOA)	0
Carry forward orthodontic activity (UOA)	0
Baseline contract value	£429,678.89

ACCESS*

Patients seen in 24 months	Total	Change since previous quarter
Quarter ending September 2018	2,695	
Quarter ending December 2018	2,690	→
Quarter ending March 2019	2,711	→
Quarter ending June 2019	2,720	→
Quarter ending September 2019	2,709	→
Variance since September 2018	0.5%	→



ACTIVITY



Month	2019	2020
April	255	0
May	255	611
June	1,311	1,603
July	2,095	2,316
August	3,538	3,297
September	3,538	4,334
October	4,499	
November	5,622	
December	6,700	
January	7,758	
February	8,289	
March	9,543	
April	9,543	
May	10,251	
June	10,251	

QUALITY

	Quantity	Base Number	Contract	AT	Region	England
% of FP17s for the same patient ID Re-attending within 3 months - Children	100	1,055	9.5%	11.5%	12.1%	11.5%
% of FP17s for the same patient ID Re-attending within 3 months - Adults	213	1,248	17.1%	16.1%	15.6%	15.4%
% of FP17s for the same patient ID Re-attending between 3 & 9 months - Children	725	1,055	68.7%	59.3%	61.2%	59.7%
% of FP17s for the same patient ID Re-attending between 3 & 9 months - Adults	777	1,248	62.3%	51.9%	54.3%	51.7%
% of FP17s for Band 1 Urgent Courses	145	2,019	7.2%	10.4%	9.1%	9.2%
% of FP17s Relating to Free Repair or Replacements	1	2,019	0.0%	0.8%	0.9%	0.7%
% of FP17s Relating to Continuations	7	2,019	0.3%	0.8%	1.0%	0.8%
% of Patients satisfied with the dentistry they have received	0	0	N/A	92.3%	94.4%	93.5%
% of Patients satisfied with the time they had to wait for an appointment	0	0	N/A	87.3%	88.1%	87.4%

* This is based on patients treated on this contract for their most recent course of treatment. Figures in italics indicate the base number of FP17s or Patient Questionnaire responses are less than 100. N/A is shown where the base number of responses is less than 10 during the period. % is calculated as Quantity/Base number*100

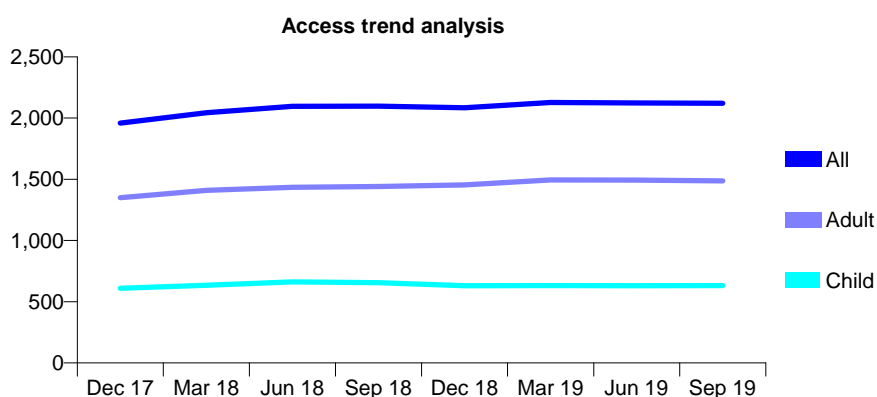
Q46 - Vital Signs At a Glance Contract Report for 152196/0005 - September 2019

Name or company name	Ahmad and Saleem Partners Ltd
Contract type name	GDS Contract
Purpose of contract	General
Contract start date	01/08/2014
Contract end date	

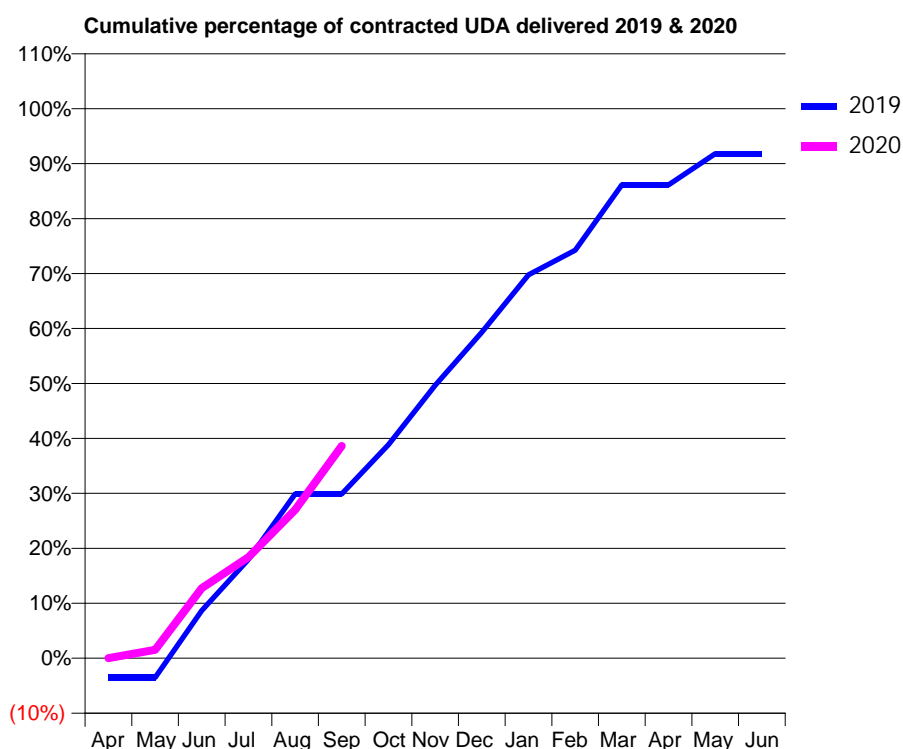
19/20 Contracted general activity (UDA)	6,000
Carry forward general activity (UDA)	0
19/20 Contracted orthodontic activity (UOA)	0
Carry forward orthodontic activity (UOA)	0
Baseline contract value	£216,343.33

ACCESS*

Patients seen in 24 months	Total	Change since previous quarter
Quarter ending September 2018	2,097	
Quarter ending December 2018	2,084	→
Quarter ending March 2019	2,127	↑
Quarter ending June 2019	2,124	→
Quarter ending September 2019	2,120	→
Variance since September 2018	1.1%	→



ACTIVITY



Month	2019	2020
April	-212	0
May	-212	93
June	521	765
July	1,080	1,103
August	1,794	1,622
September	1,794	2,319
October	2,332	
November	2,980	
December	3,560	
January	4,185	
February	4,455	
March	5,168	
April	5,168	
May	5,509	
June	5,509	

QUALITY

	Quantity	Base Number	Contract	AT	Region	England
% of FP17s for the same patient ID Re-attending within 3 months - Children	31	570	5.4%	11.5%	12.1%	11.5%
% of FP17s for the same patient ID Re-attending within 3 months - Adults	130	1,185	11.0%	16.1%	15.6%	15.4%
% of FP17s for the same patient ID Re-attending between 3 & 9 months - Children	420	570	73.7%	59.3%	61.2%	59.7%
% of FP17s for the same patient ID Re-attending between 3 & 9 months - Adults	838	1,185	70.7%	51.9%	54.3%	51.7%
% of FP17s for Band 1 Urgent Courses	95	1,559	6.1%	10.4%	9.1%	9.2%
% of FP17s Relating to Free Repair or Replacements	4	1,559	0.3%	0.8%	0.9%	0.7%
% of FP17s Relating to Continuations	3	1,559	0.2%	0.8%	1.0%	0.8%
% of Patients satisfied with the dentistry they have received	0	0	N/A	92.3%	94.4%	93.5%
% of Patients satisfied with the time they had to wait for an appointment	0	0	N/A	87.3%	88.1%	87.4%

* This is based on patients treated on this contract for their most recent course of treatment.

Figures in italics indicate the base number of FP17s or Patient Questionnaire responses are less than 100. N/A is shown where the base number of responses is less than 10 during the period. % is calculated as Quantity/Base number*100

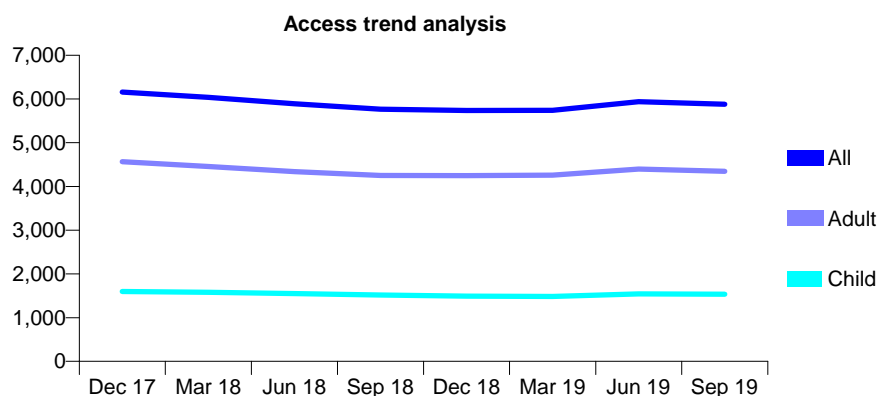
Q46 - Vital Signs At a Glance Contract Report for 153184/0001 - September 2019

Name or company name	IDH 449 Limited
Contract type name	GDS Contract
Purpose of contract	General
Contract start date	01/04/2008
Contract end date	

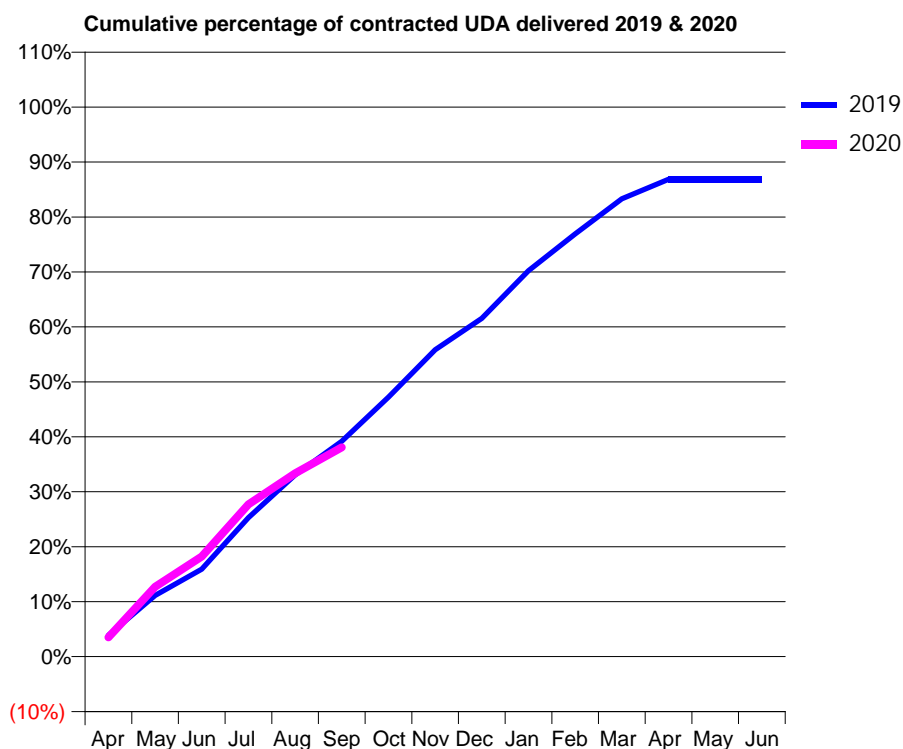
19/20 Contracted general activity (UDA)	18,429
Carry forward general activity (UDA)	0
19/20 Contracted orthodontic activity (UOA)	0
Carry forward orthodontic activity (UOA)	0
Baseline contract value	£614,944.95

ACCESS*

Patients seen in 24 months	Total	Change since previous quarter
Quarter ending September 2018	5,767	
Quarter ending December 2018	5,738	→
Quarter ending March 2019	5,743	→
Quarter ending June 2019	5,939	↑
Quarter ending September 2019	5,880	→
Variance since September 2018	2.0%	→



ACTIVITY



Month	Adjusted Scheduled Activity (UDA)	
	2019	2020
April	717	647
May	2,054	2,342
June	2,937	3,358
July	4,663	5,109
August	6,092	6,146
September	7,221	7,017
October	8,705	
November	10,291	
December	11,344	
January	12,946	
February	14,179	
March	15,350	
April	16,006	
May	16,006	
June	16,006	

QUALITY

	Quantity	Base Number	Contract	AT	Region	England
% of FP17s for the same patient ID Re-attending within 3 months - Children	65	1,058	6.1%	11.5%	12.1%	11.5%
% of FP17s for the same patient ID Re-attending within 3 months - Adults	337	2,892	11.7%	16.1%	15.6%	15.4%
% of FP17s for the same patient ID Re-attending between 3 & 9 months - Children	572	1,058	54.1%	59.3%	61.2%	59.7%
% of FP17s for the same patient ID Re-attending between 3 & 9 months - Adults	1,568	2,892	54.2%	51.9%	54.3%	51.7%
% of FP17s for Band 1 Urgent Courses	263	3,637	7.2%	10.4%	9.1%	9.2%
% of FP17s Relating to Free Repair or Replacements	13	3,637	0.4%	0.8%	0.9%	0.7%
% of FP17s Relating to Continuations	50	3,637	1.4%	0.8%	1.0%	0.8%
% of Patients satisfied with the dentistry they have received	0	0	N/A	92.3%	94.4%	93.5%
% of Patients satisfied with the time they had to wait for an appointment	0	0	N/A	87.3%	88.1%	87.4%

* This is based on patients treated on this contract for their most recent course of treatment. Figures in italics indicate the base number of FP17s or Patient Questionnaire responses are less than 100. N/A is shown where the base number of responses is less than 10 during the period. % is calculated as Quantity/Base number*100

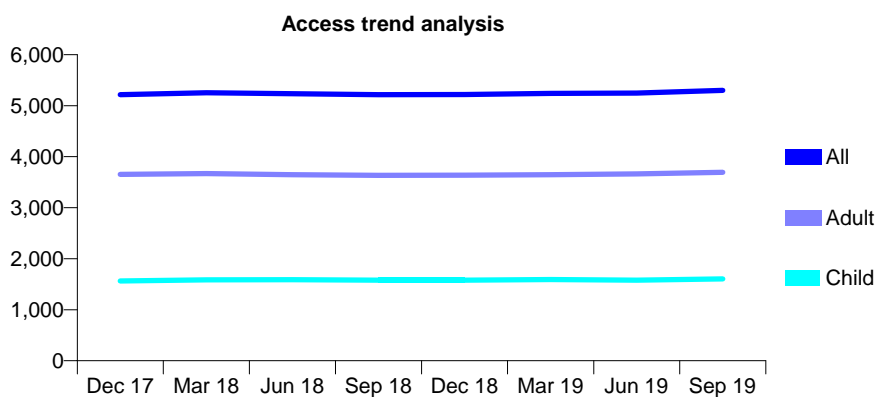
Q46 - Vital Signs At a Glance Contract Report for 153532/0001 - September 2019

Name or company name	Jakelara Ltd.
Contract type name	GDS Contract
Purpose of contract	General
Contract start date	01/05/2007
Contract end date	

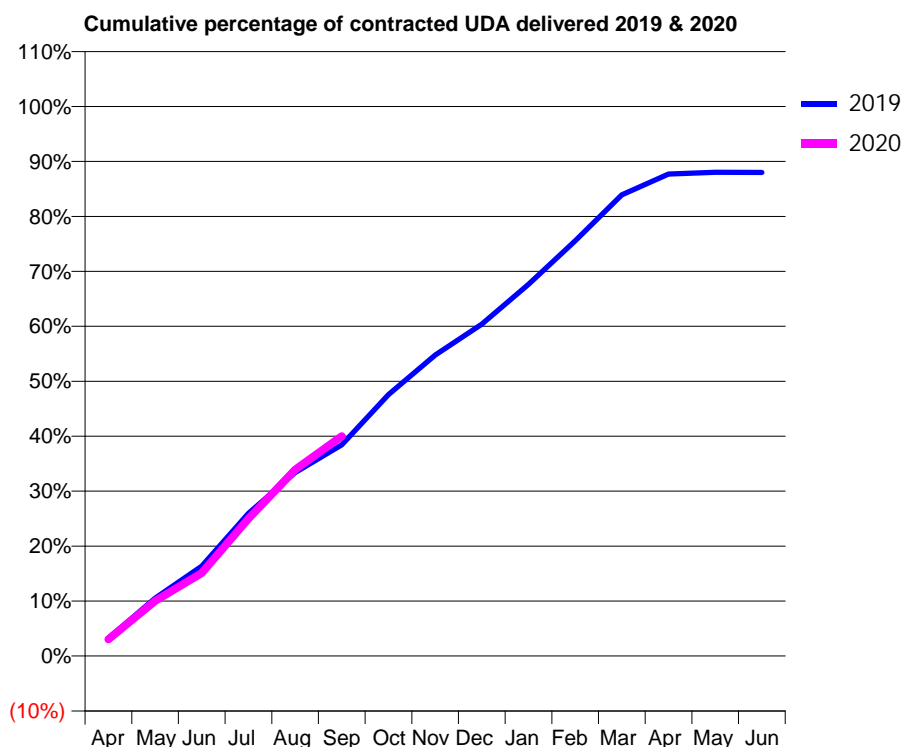
19/20 Contracted general activity (UDA)	17,100
Carry forward general activity (UDA)	0
19/20 Contracted orthodontic activity (UOA)	0
Carry forward orthodontic activity (UOA)	0
Baseline contract value	£538,388.20

ACCESS*

Patients seen in 24 months	Total	Change since previous quarter
Quarter ending September 2018	5,216	
Quarter ending December 2018	5,219	→
Quarter ending March 2019	5,240	→
Quarter ending June 2019	5,245	→
Quarter ending September 2019	5,300	→
Variance since September 2018	1.6%	→



ACTIVITY



Month	Adjusted Scheduled Activity (UDA)	
	2019	2020
April	582	520
May	1,898	1,717
June	2,943	2,582
July	4,675	4,278
August	6,014	5,800
September	6,918	6,839
October	8,564	
November	9,856	
December	10,871	
January	12,175	
February	13,600	
March	15,105	
April	15,789	
May	15,844	
June	15,842	

QUALITY

	Quantity	Base Number	Contract	AT	Region	England
% of FP17s for the same patient ID Re-attending within 3 months - Children	98	978	10.0%	11.5%	12.1%	11.5%
% of FP17s for the same patient ID Re-attending within 3 months - Adults	503	2,463	20.4%	16.1%	15.6%	15.4%
% of FP17s for the same patient ID Re-attending between 3 & 9 months - Children	494	978	50.5%	59.3%	61.2%	59.7%
% of FP17s for the same patient ID Re-attending between 3 & 9 months - Adults	1,211	2,463	49.2%	51.9%	54.3%	51.7%
% of FP17s for Band 1 Urgent Courses	464	3,196	14.5%	10.4%	9.1%	9.2%
% of FP17s Relating to Free Repair or Replacements	48	3,196	1.5%	0.8%	0.9%	0.7%
% of FP17s Relating to Continuations	99	3,196	3.1%	0.8%	1.0%	0.8%
% of Patients satisfied with the dentistry they have received	0	0	N/A	92.3%	94.4%	93.5%
% of Patients satisfied with the time they had to wait for an appointment	0	0	N/A	87.3%	88.1%	87.4%

* This is based on patients treated on this contract for their most recent course of treatment. Figures in italics indicate the base number of FP17s or Patient Questionnaire responses are less than 100. N/A is shown where the base number of responses is less than 10 during the period. % is calculated as Quantity/Base number*100

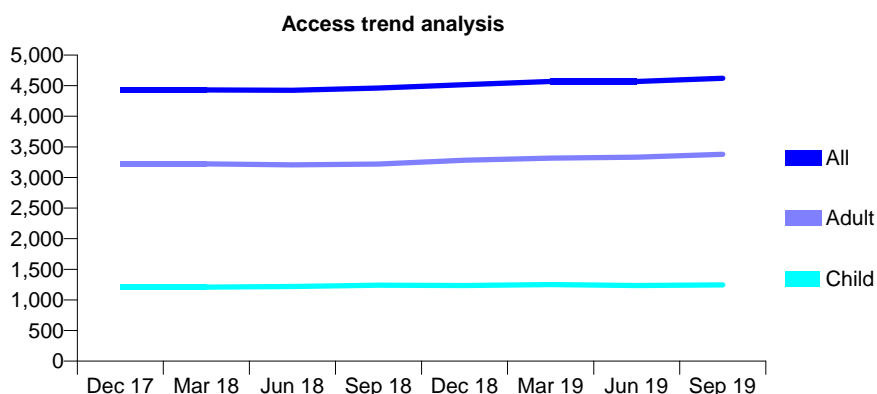
Q46 - Vital Signs At a Glance Contract Report for 153850/0001 - September 2019

Name or company name	Winton Dental Practice
Contract type name	GDS Contract
Purpose of contract	General
Contract start date	21/05/2010
Contract end date	

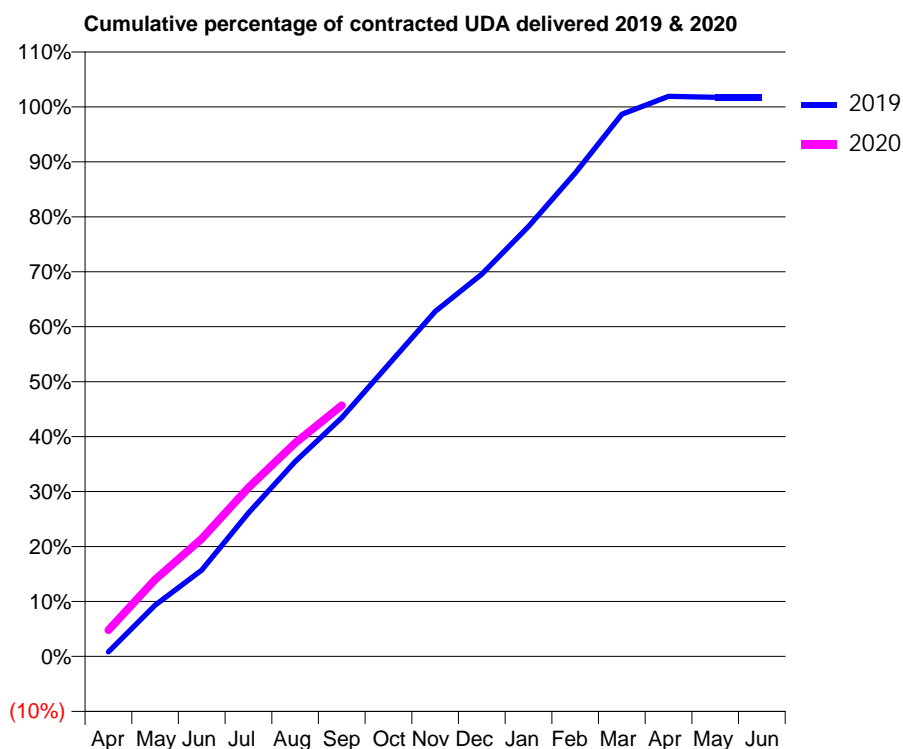
19/20 Contracted general activity (UDA)	16,701
Carry forward general activity (UDA)	0
19/20 Contracted orthodontic activity (UOA)	0
Carry forward orthodontic activity (UOA)	0
Baseline contract value	£429,051.61

ACCESS*

Patients seen in 24 months	Total	Change since previous quarter
Quarter ending September 2018	4,460	
Quarter ending December 2018	4,518	→
Quarter ending March 2019	4,569	→
Quarter ending June 2019	4,568	→
Quarter ending September 2019	4,622	→
Variance since September 2018	3.6%	↑



ACTIVITY



Month	2019	2020
April	141	800
May	1,557	2,336
June	2,624	3,575
July	4,357	5,129
August	5,925	6,485
September	7,255	7,628
October	8,871	
November	10,485	
December	11,618	
January	13,063	
February	14,688	
March	16,477	
April	17,018	
May	16,990	
June	16,992	

QUALITY

	Quantity	Base Number	Contract	AT	Region	England
% of FP17s for the same patient ID Re-attending within 3 months - Children	126	928	13.6%	11.5%	12.1%	11.5%
% of FP17s for the same patient ID Re-attending within 3 months - Adults	654	2,812	23.3%	16.1%	15.6%	15.4%
% of FP17s for the same patient ID Re-attending between 3 & 9 months - Children	588	928	63.4%	59.3%	61.2%	59.7%
% of FP17s for the same patient ID Re-attending between 3 & 9 months - Adults	1,506	2,812	53.6%	51.9%	54.3%	51.7%
% of FP17s for Band 1 Urgent Courses	580	3,509	16.5%	10.4%	9.1%	9.2%
% of FP17s Relating to Free Repair or Replacements	64	3,509	1.8%	0.8%	0.9%	0.7%
% of FP17s Relating to Continuations	36	3,509	1.0%	0.8%	1.0%	0.8%
% of Patients satisfied with the dentistry they have received	2	2	N/A	92.3%	94.4%	93.5%
% of Patients satisfied with the time they had to wait for an appointment	2	2	N/A	87.3%	88.1%	87.4%

* This is based on patients treated on this contract for their most recent course of treatment. Figures in italics indicate the base number of FP17s or Patient Questionnaire responses are less than 100. N/A is shown where the base number of responses is less than 10 during the period. % is calculated as Quantity/Base number*100

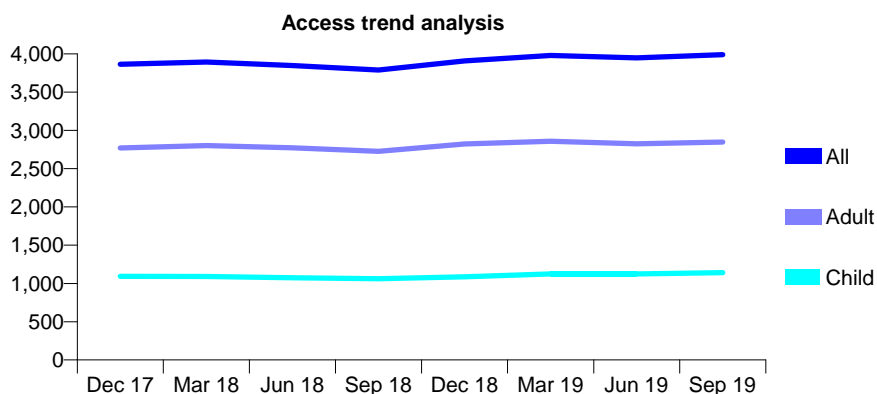
Q46 - Vital Signs At a Glance Contract Report for 153869/0001 - September 2019

Name or company name	High Street Dental Practice Partnership
Contract type name	GDS Contract
Purpose of contract	General
Contract start date	01/01/2014
Contract end date	

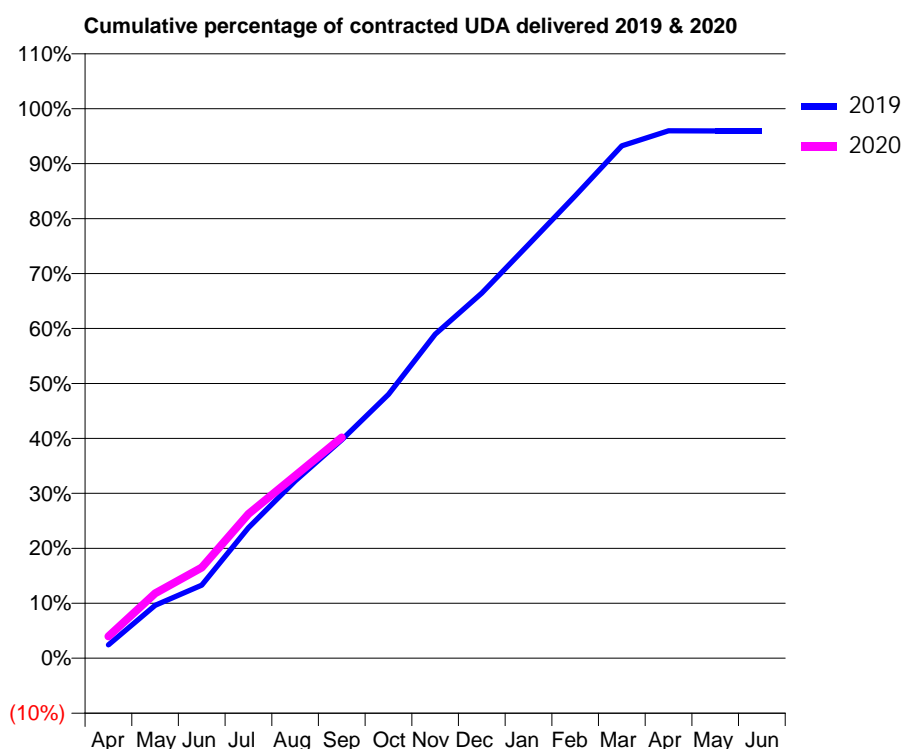
19/20 Contracted general activity (UDA)	13,000
Carry forward general activity (UDA)	0
19/20 Contracted orthodontic activity (UOA)	0
Carry forward orthodontic activity (UOA)	0
Baseline contract value	£361,543.11

ACCESS*

Patients seen in 24 months	Total	Change since previous quarter
Quarter ending September 2018	3,788	
Quarter ending December 2018	3,909	↑
Quarter ending March 2019	3,980	→
Quarter ending June 2019	3,948	→
Quarter ending September 2019	3,988	→
Variance since September 2018	5.3%	↑



ACTIVITY



Month	2019	2020
April	318	519
May	1,250	1,536
June	1,727	2,147
July	3,087	3,411
August	4,195	4,318
September	5,167	5,222
October	6,242	
November	7,663	
December	8,638	
January	9,784	
February	10,938	
March	12,119	
April	12,475	
May	12,472	
June	12,472	

QUALITY

	Quantity	Base Number	Contract	AT	Region	England
% of FP17s for the same patient ID Re-attending within 3 months - Children	52	871	6.0%	11.5%	12.1%	11.5%
% of FP17s for the same patient ID Re-attending within 3 months - Adults	290	2,048	14.2%	16.1%	15.6%	15.4%
% of FP17s for the same patient ID Re-attending between 3 & 9 months - Children	569	871	65.3%	59.3%	61.2%	59.7%
% of FP17s for the same patient ID Re-attending between 3 & 9 months - Adults	1,215	2,048	59.3%	51.9%	54.3%	51.7%
% of FP17s for Band 1 Urgent Courses	203	2,756	7.4%	10.4%	9.1%	9.2%
% of FP17s Relating to Free Repair or Replacements	24	2,756	0.9%	0.8%	0.9%	0.7%
% of FP17s Relating to Continuations	41	2,756	1.5%	0.8%	1.0%	0.8%
% of Patients satisfied with the dentistry they have received	0	0	N/A	92.3%	94.4%	93.5%
% of Patients satisfied with the time they had to wait for an appointment	0	0	N/A	87.3%	88.1%	87.4%

* This is based on patients treated on this contract for their most recent course of treatment.

Figures in italics indicate the base number of FP17s or Patient Questionnaire responses are less than 100. N/A is shown where the base number of responses is less than 10 during the period. % is calculated as Quantity/Base number*100

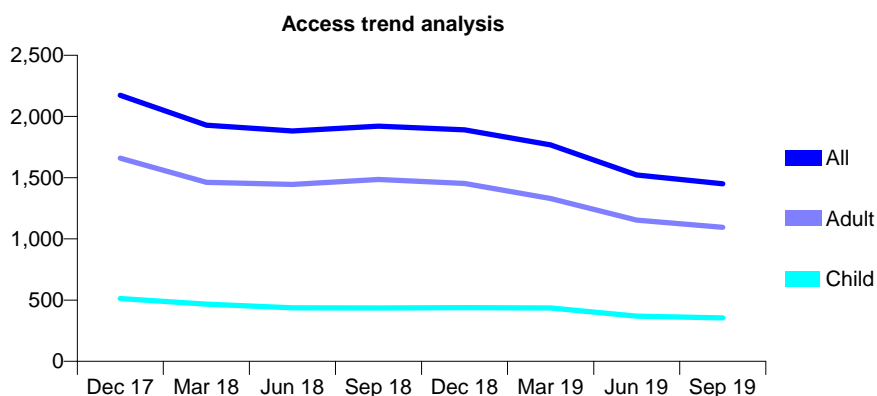
Q46 - Vital Signs At a Glance Contract Report for 153877/0001 - September 2019

Name or company name	The Glyn House Dental Partnership
Contract type name	GDS Contract
Purpose of contract	General
Contract start date	01/12/2013
Contract end date	

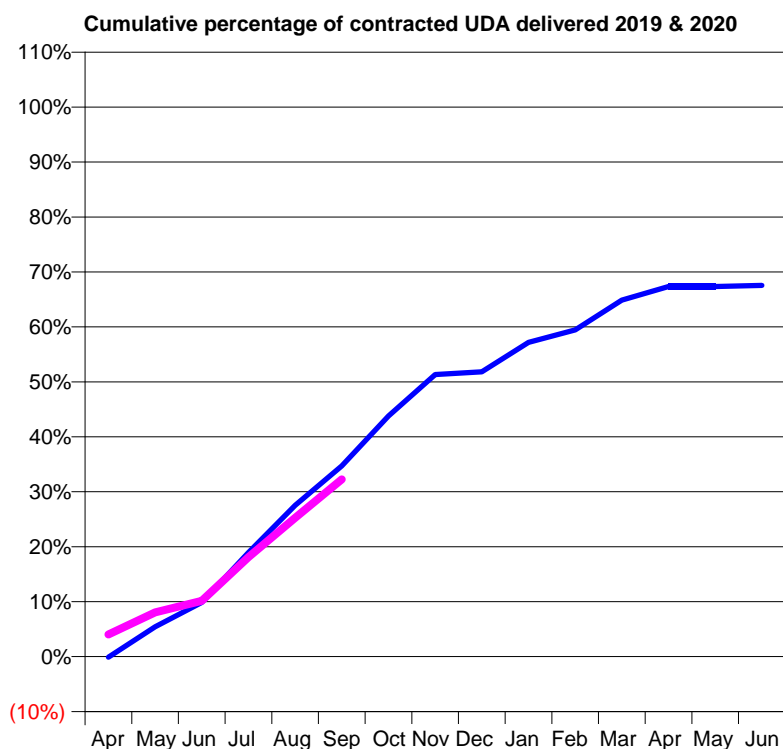
19/20 Contracted general activity (UDA)	6,444
Carry forward general activity (UDA)	0
19/20 Contracted orthodontic activity (UOA)	0
Carry forward orthodontic activity (UOA)	0
Baseline contract value	£215,568.02

ACCESS*

Patients seen in 24 months	Total	Change since previous quarter
Quarter ending September 2018	1,921	
Quarter ending December 2018	1,891	↓
Quarter ending March 2019	1,767	↓
Quarter ending June 2019	1,522	↓
Quarter ending September 2019	1,450	↓
Variance since September 2018	(24.5%)	↓



ACTIVITY



Month	Adjusted Scheduled Activity (UDA)	
	2019	2020
April	-8	261
May	351	518
June	636	654
July	1,220	1,167
August	1,775	1,628
September	2,238	2,080
October	2,821	
November	3,308	
December	3,340	
January	3,685	
February	3,832	
March	4,180	
April	4,340	
May	4,340	
June	4,353	

QUALITY

	Quantity	Base Number	Contract	AT	Region	England
% of FP17s for the same patient ID Re-attending within 3 months - Children	30	266	11.3%	11.5%	12.1%	11.5%
% of FP17s for the same patient ID Re-attending within 3 months - Adults	105	703	14.9%	16.1%	15.6%	15.4%
% of FP17s for the same patient ID Re-attending between 3 & 9 months - Children	97	266	36.5%	59.3%	61.2%	59.7%
% of FP17s for the same patient ID Re-attending between 3 & 9 months - Adults	234	703	33.3%	51.9%	54.3%	51.7%
% of FP17s for Band 1 Urgent Courses	164	877	18.7%	10.4%	9.1%	9.2%
% of FP17s Relating to Free Repair or Replacements	0	877	0.0%	0.8%	0.9%	0.7%
% of FP17s Relating to Continuations	0	877	0.0%	0.8%	1.0%	0.8%
% of Patients satisfied with the dentistry they have received	0	0	N/A	92.3%	94.4%	93.5%
% of Patients satisfied with the time they had to wait for an appointment	0	0	N/A	87.3%	88.1%	87.4%

* This is based on patients treated on this contract for their most recent course of treatment. Figures in italics indicate the base number of FP17s or Patient Questionnaire responses are less than 100. N/A is shown where the base number of responses is less than 10 during the period. % is calculated as Quantity/Base number*100

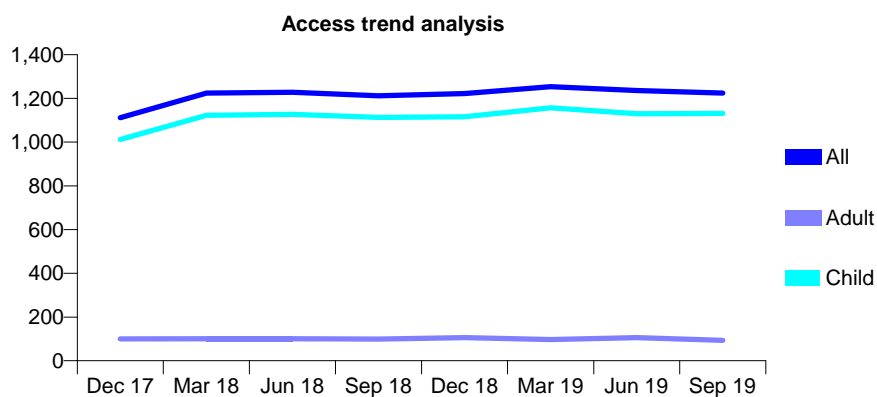
Q46 - Vital Signs At a Glance Contract Report for 154075/0001 - September 2019

Name or company name	Bloor & Mathieson
Contract type name	GDS Contract
Purpose of contract	General
Contract start date	01/11/2014
Contract end date	

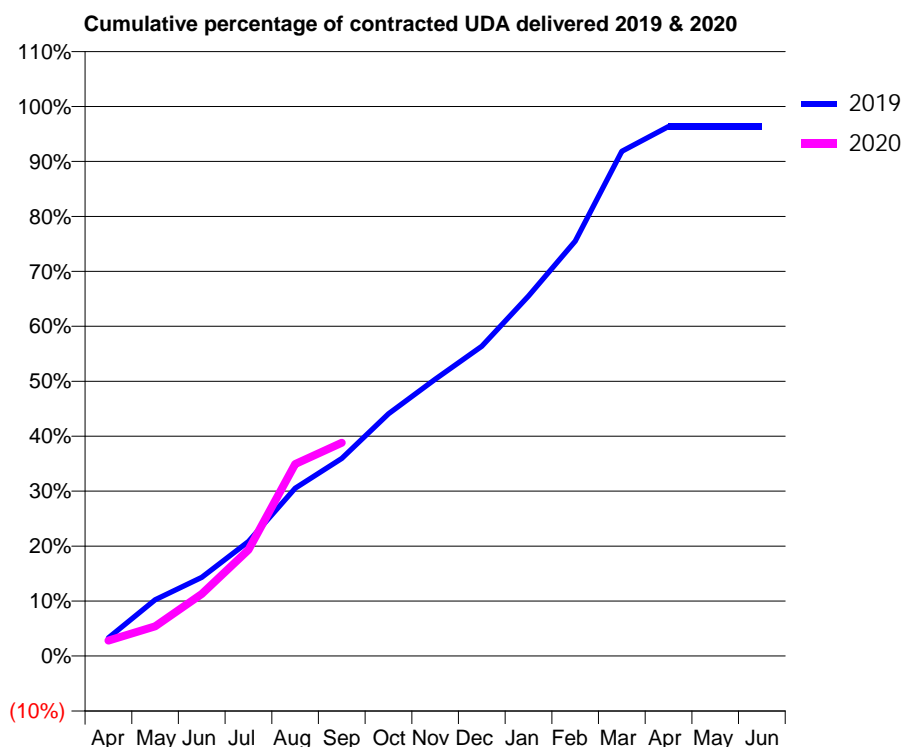
19/20 Contracted general activity (UDA)	2,514
Carry forward general activity (UDA)	0
19/20 Contracted orthodontic activity (UOA)	0
Carry forward orthodontic activity (UOA)	0
Baseline contract value	£55,758.74

ACCESS*

Patients seen in 24 months	Total	Change since previous quarter
Quarter ending September 2018	1,212	
Quarter ending December 2018	1,222	→
Quarter ending March 2019	1,254	↑
Quarter ending June 2019	1,236	↓
Quarter ending September 2019	1,224	→
Variance since September 2018	1.0%	→



ACTIVITY



Month	Adjusted Scheduled Activity (UDA)	
	2019	2020
April	83	71
May	258	136
June	360	284
July	524	486
August	768	878
September	904	976
October	1,108	
November	1,266	
December	1,417	
January	1,647	
February	1,898	
March	2,309	
April	2,422	
May	2,422	
June	2,422	

QUALITY

	Quantity	Base Number	Contract	AT	Region	England
% of FP17s for the same patient ID Re-attending within 3 months - Children	41	785	5.2%	11.5%	12.1%	11.5%
% of FP17s for the same patient ID Re-attending within 3 months - Adults	0	0	N/A	16.1%	15.6%	15.4%
% of FP17s for the same patient ID Re-attending between 3 & 9 months - Children	501	785	63.8%	59.3%	61.2%	59.7%
% of FP17s for the same patient ID Re-attending between 3 & 9 months - Adults	0	0	N/A	51.9%	54.3%	51.7%
% of FP17s for Band 1 Urgent Courses	0	709	0.0%	10.4%	9.1%	9.2%
% of FP17s Relating to Free Repair or Replacements	0	709	0.0%	0.8%	0.9%	0.7%
% of FP17s Relating to Continuations	0	709	0.0%	0.8%	1.0%	0.8%
% of Patients satisfied with the dentistry they have received	0	0	N/A	92.3%	94.4%	93.5%
% of Patients satisfied with the time they had to wait for an appointment	0	0	N/A	87.3%	88.1%	87.4%

* This is based on patients treated on this contract for their most recent course of treatment. Figures in italics indicate the base number of FP17s or Patient Questionnaire responses are less than 100. N/A is shown where the base number of responses is less than 10 during the period. % is calculated as Quantity/Base number*100

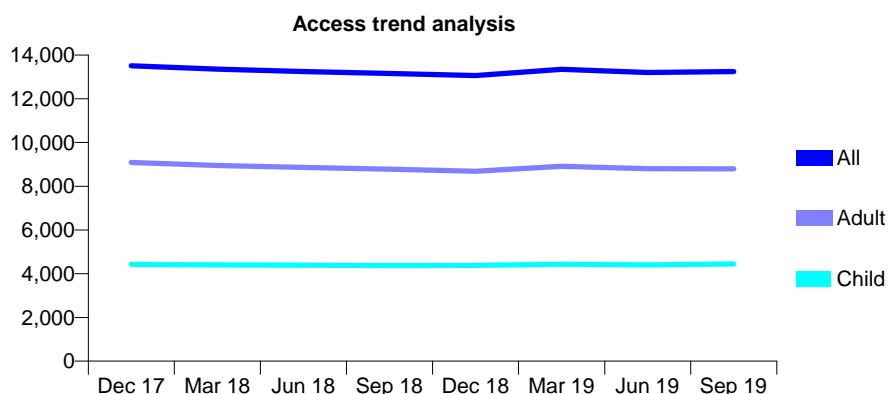
Q46 - Vital Signs At a Glance Contract Report for 154210/0002 - September 2019

Name or company name	Roch Valley Dental
Contract type name	GDS Contract
Purpose of contract	General
Contract start date	01/12/2009
Contract end date	

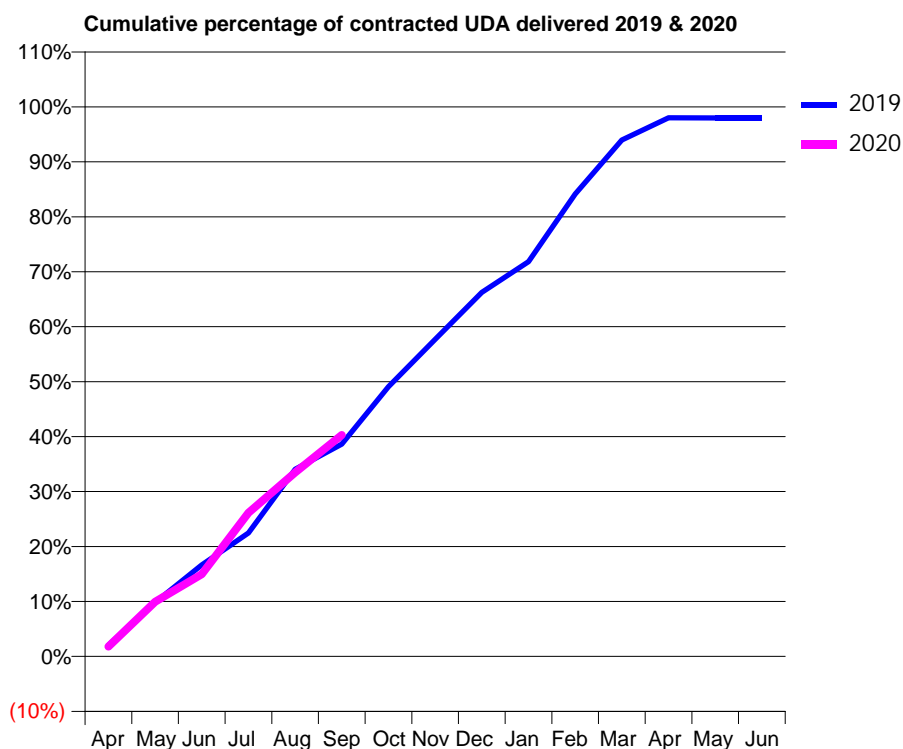
19/20 Contracted general activity (UDA)	31,085
Carry forward general activity (UDA)	0
19/20 Contracted orthodontic activity (UOA)	0
Carry forward orthodontic activity (UOA)	0
Baseline contract value	£795,394.30

ACCESS*

Patients seen in 24 months	Total	Change since previous quarter
Quarter ending September 2018	13,158	
Quarter ending December 2018	13,065	→
Quarter ending March 2019	13,350	↑
Quarter ending June 2019	13,206	↓
Quarter ending September 2019	13,244	→
Variance since September 2018	0.7%	→



ACTIVITY



Month	2019	2020
April	627	558
May	3,056	3,092
June	5,169	4,652
July	6,992	8,131
August	10,584	10,409
September	12,008	12,528
October	15,259	
November	17,945	
December	20,586	
January	22,333	
February	26,154	
March	29,210	
April	30,465	
May	30,455	
June	30,455	

QUALITY

	Quantity	Base Number	Contract	AT	Region	England
% of FP17s for the same patient ID Re-attending within 3 months - Children	496	4,035	12.3%	11.5%	12.1%	11.5%
% of FP17s for the same patient ID Re-attending within 3 months - Adults	909	5,314	17.1%	16.1%	15.6%	15.4%
% of FP17s for the same patient ID Re-attending between 3 & 9 months - Children	2,590	4,035	64.2%	59.3%	61.2%	59.7%
% of FP17s for the same patient ID Re-attending between 3 & 9 months - Adults	2,340	5,314	44.0%	51.9%	54.3%	51.7%
% of FP17s for Band 1 Urgent Courses	653	7,242	9.0%	10.4%	9.1%	9.2%
% of FP17s Relating to Free Repair or Replacements	66	7,242	0.9%	0.8%	0.9%	0.7%
% of FP17s Relating to Continuations	19	7,242	0.3%	0.8%	1.0%	0.8%
% of Patients satisfied with the dentistry they have received	2	2	N/A	92.3%	94.4%	93.5%
% of Patients satisfied with the time they had to wait for an appointment	1	2	N/A	87.3%	88.1%	87.4%

* This is based on patients treated on this contract for their most recent course of treatment. Figures in italics indicate the base number of FP17s or Patient Questionnaire responses are less than 100. N/A is shown where the base number of responses is less than 10 during the period. % is calculated as Quantity/Base number*100

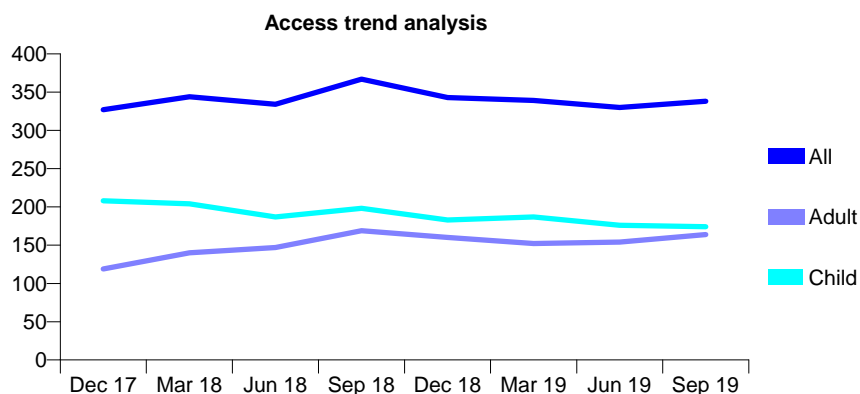
Q46 - Vital Signs At a Glance Contract Report for 154849/0001 - September 2019

Name or company name	Mr Ravat and Mr Ray
Contract type name	GDS Contract
Purpose of contract	General
Contract start date	01/12/2013
Contract end date	

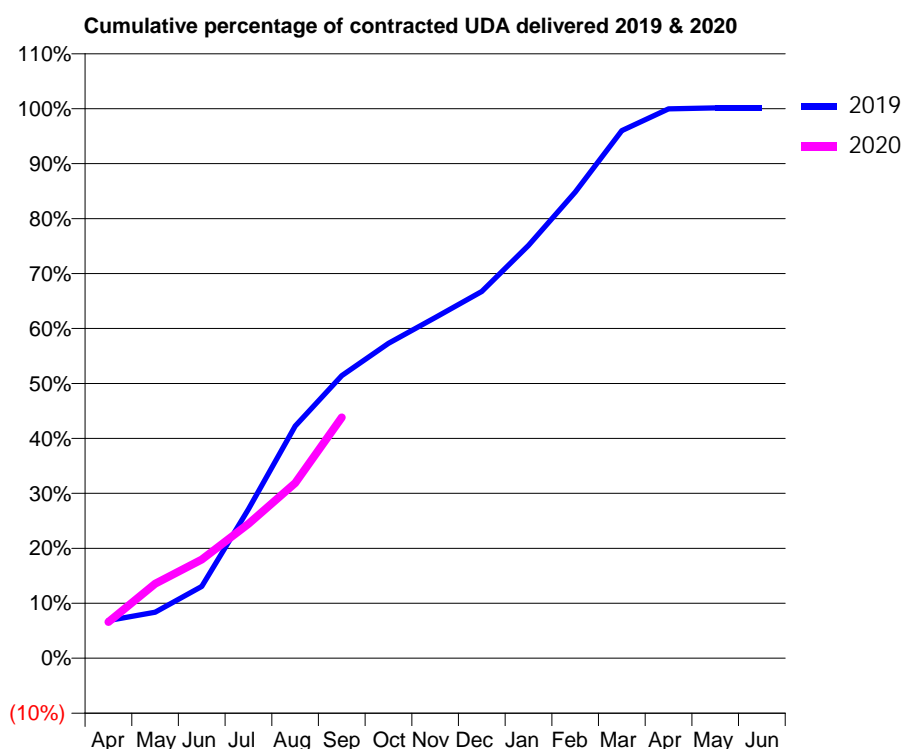
19/20 Contracted general activity (UDA)	1,158
Carry forward general activity (UDA)	0
19/20 Contracted orthodontic activity (UOA)	0
Carry forward orthodontic activity (UOA)	0
Baseline contract value	£28,991.31

ACCESS*

Patients seen in 24 months	Total	Change since previous quarter
Quarter ending September 2018	367	
Quarter ending December 2018	343	↓
Quarter ending March 2019	339	↓
Quarter ending June 2019	330	↓
Quarter ending September 2019	338	↑
Variance since September 2018	(7.9%)	↓



ACTIVITY



Adjusted Scheduled Activity (UDA)		
Month	2019	2020
April	79	76
May	97	157
June	151	208
July	314	283
August	489	369
September	595	507
October	664	
November	718	
December	773	
January	870	
February	982	
March	1,112	
April	1,158	
May	1,160	
June	1,160	

QUALITY

	Quantity	Base Number	Contract	AT	Region	England
% of FP17s for the same patient ID Re-attending within 3 months - Children	3	132	2.3%	11.5%	12.1%	11.5%
% of FP17s for the same patient ID Re-attending within 3 months - Adults	6	117	5.1%	16.1%	15.6%	15.4%
% of FP17s for the same patient ID Re-attending between 3 & 9 months - Children	52	132	39.4%	59.3%	61.2%	59.7%
% of FP17s for the same patient ID Re-attending between 3 & 9 months - Adults	36	117	30.8%	51.9%	54.3%	51.7%
% of FP17s for Band 1 Urgent Courses	12	234	5.1%	10.4%	9.1%	9.2%
% of FP17s Relating to Free Repair or Replacements	1	234	0.4%	0.8%	0.9%	0.7%
% of FP17s Relating to Continuations	0	234	0.0%	0.8%	1.0%	0.8%
% of Patients satisfied with the dentistry they have received	0	0	N/A	92.3%	94.4%	93.5%
% of Patients satisfied with the time they had to wait for an appointment	0	0	N/A	87.3%	88.1%	87.4%

* This is based on patients treated on this contract for their most recent course of treatment.

Figures in italics indicate the base number of FP17s or Patient Questionnaire responses are less than 100. N/A is shown where the base number of responses is less than 10 during the period. % is calculated as Quantity/Base number*100

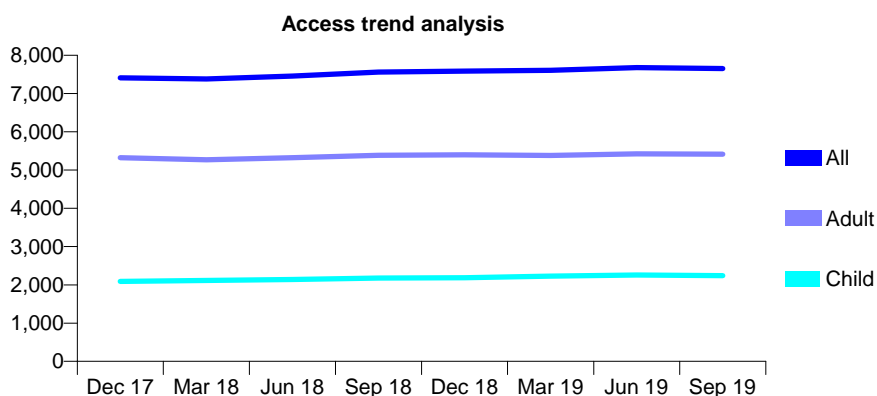
Q46 - Vital Signs At a Glance Contract Report for 155160/0001 - September 2019

Name or company name	DCO Dental
Contract type name	GDS Contract
Purpose of contract	General
Contract start date	01/01/2009
Contract end date	

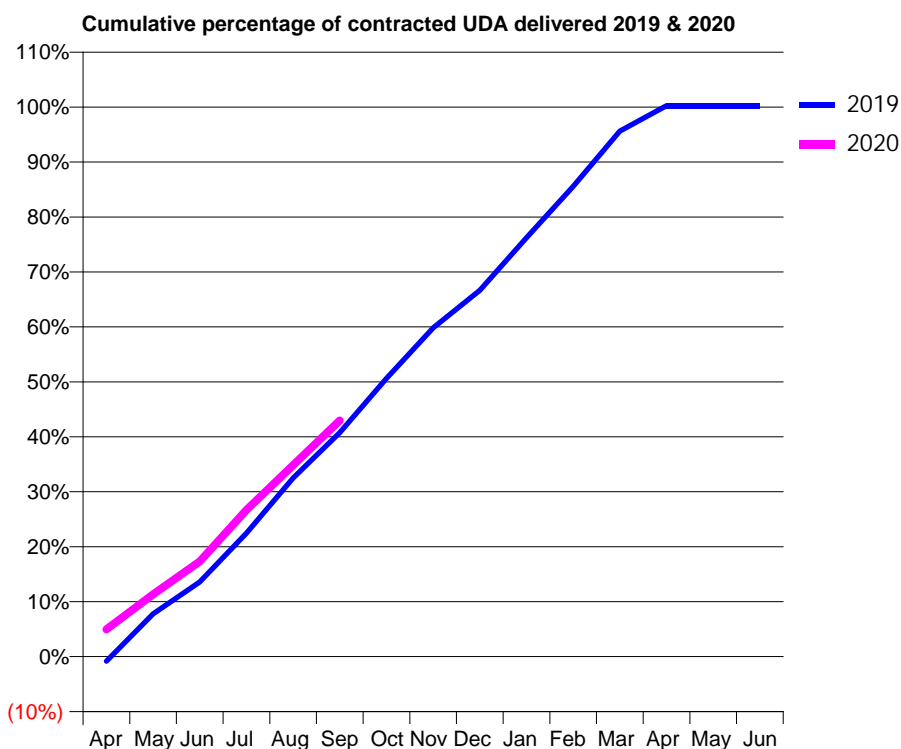
19/20 Contracted general activity (UDA)	20,000
Carry forward general activity (UDA)	0
19/20 Contracted orthodontic activity (UOA)	0
Carry forward orthodontic activity (UOA)	0
Baseline contract value	£506,095.34

ACCESS*

Patients seen in 24 months	Total	Change since previous quarter
Quarter ending September 2018	7,560	
Quarter ending December 2018	7,588	→
Quarter ending March 2019	7,607	→
Quarter ending June 2019	7,679	→
Quarter ending September 2019	7,654	→
Variance since September 2018	1.2%	→



ACTIVITY



Month	Adjusted Scheduled Activity (UDA)	
	2019	2020
April	-166	993
May	1,560	2,268
June	2,714	3,461
July	4,491	5,343
August	6,501	6,968
September	8,149	8,594
October	10,125	
November	11,967	
December	13,332	
January	15,249	
February	17,115	
March	19,124	
April	20,052	
May	20,050	
June	20,051	

QUALITY

	Quantity	Base Number	Contract	AT	Region	England
% of FP17s for the same patient ID Re-attending within 3 months - Children	121	1,630	7.4%	11.5%	12.1%	11.5%
% of FP17s for the same patient ID Re-attending within 3 months - Adults	588	3,518	16.7%	16.1%	15.6%	15.4%
% of FP17s for the same patient ID Re-attending between 3 & 9 months - Children	1,030	1,630	63.2%	59.3%	61.2%	59.7%
% of FP17s for the same patient ID Re-attending between 3 & 9 months - Adults	1,713	3,518	48.7%	51.9%	54.3%	51.7%
% of FP17s for Band 1 Urgent Courses	437	4,276	10.2%	10.4%	9.1%	9.2%
% of FP17s Relating to Free Repair or Replacements	22	4,276	0.5%	0.8%	0.9%	0.7%
% of FP17s Relating to Continuations	16	4,276	0.4%	0.8%	1.0%	0.8%
% of Patients satisfied with the dentistry they have received	0	0	N/A	92.3%	94.4%	93.5%
% of Patients satisfied with the time they had to wait for an appointment	0	0	N/A	87.3%	88.1%	87.4%

* This is based on patients treated on this contract for their most recent course of treatment. Figures in italics indicate the base number of FP17s or Patient Questionnaire responses are less than 100. N/A is shown where the base number of responses is less than 10 during the period. % is calculated as Quantity/Base number*100

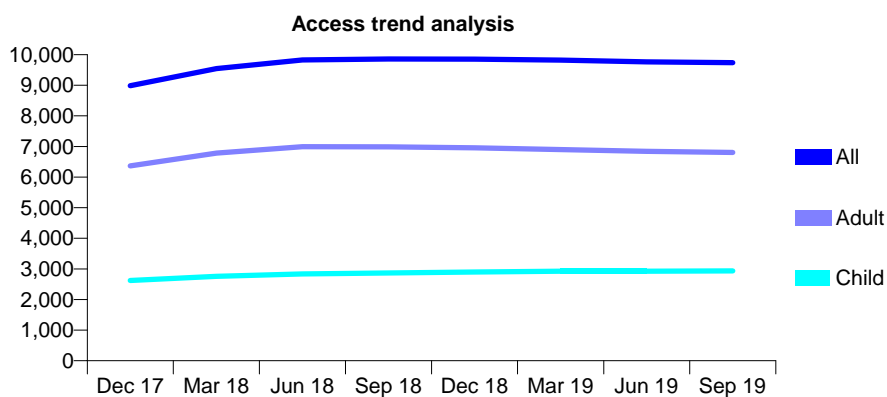
Q46 - Vital Signs At a Glance Contract Report for 155160/0002 - September 2019

Name or company name	DCO Dental
Contract type name	GDS Contract
Purpose of contract	General
Contract start date	01/08/2009
Contract end date	

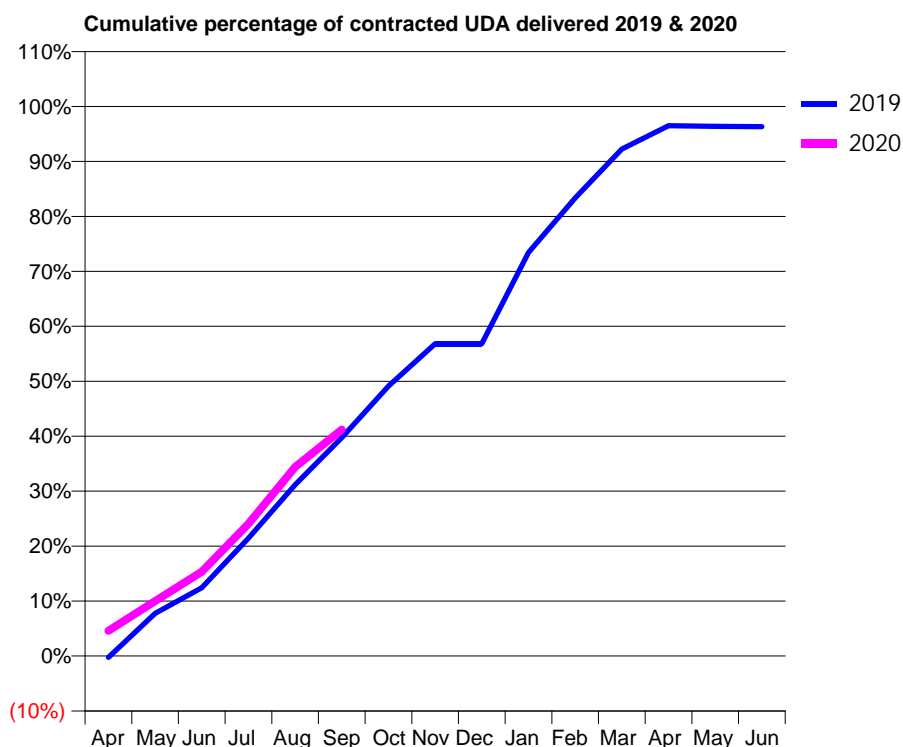
19/20 Contracted general activity (UDA)	23,150
Carry forward general activity (UDA)	0
19/20 Contracted orthodontic activity (UOA)	0
Carry forward orthodontic activity (UOA)	0
Baseline contract value	£585,805.35

ACCESS*

Patients seen in 24 months	Total	Change since previous quarter
Quarter ending September 2018	9,859	
Quarter ending December 2018	9,854	→
Quarter ending March 2019	9,824	→
Quarter ending June 2019	9,768	→
Quarter ending September 2019	9,741	→
Variance since September 2018	(1.2%)	↓



ACTIVITY



Month	Adjusted Scheduled Activity (UDA)	
	2019	2020
April	-66	1,065
May	1,799	2,318
June	2,881	3,553
July	4,968	5,568
August	7,215	7,971
September	9,202	9,538
October	11,372	
November	13,154	
December	13,154	
January	17,001	
February	19,301	
March	21,357	
April	22,338	
May	22,311	
June	22,302	

QUALITY

	Quantity	Base Number	Contract	AT	Region	England
% of FP17s for the same patient ID Re-attending within 3 months - Children	167	2,171	7.7%	11.5%	12.1%	11.5%
% of FP17s for the same patient ID Re-attending within 3 months - Adults	709	4,482	15.8%	16.1%	15.6%	15.4%
% of FP17s for the same patient ID Re-attending between 3 & 9 months - Children	1,398	2,171	64.4%	59.3%	61.2%	59.7%
% of FP17s for the same patient ID Re-attending between 3 & 9 months - Adults	2,442	4,482	54.5%	51.9%	54.3%	51.7%
% of FP17s for Band 1 Urgent Courses	441	5,097	8.7%	10.4%	9.1%	9.2%
% of FP17s Relating to Free Repair or Replacements	38	5,097	0.7%	0.8%	0.9%	0.7%
% of FP17s Relating to Continuations	14	5,097	0.3%	0.8%	1.0%	0.8%
% of Patients satisfied with the dentistry they have received	0	0	N/A	92.3%	94.4%	93.5%
% of Patients satisfied with the time they had to wait for an appointment	0	0	N/A	87.3%	88.1%	87.4%

* This is based on patients treated on this contract for their most recent course of treatment. Figures in italics indicate the base number of FP17s or Patient Questionnaire responses are less than 100. N/A is shown where the base number of responses is less than 10 during the period. % is calculated as Quantity/Base number*100

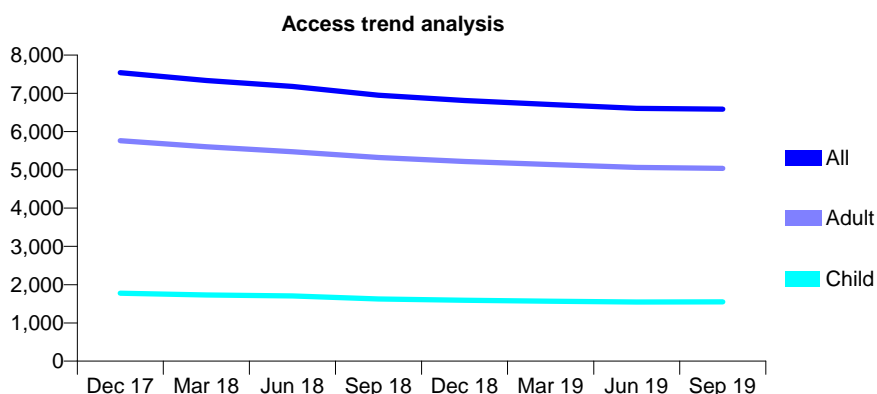
Q46 - Vital Signs At a Glance Contract Report for 155195/0001 - September 2019

Name or company name	Bolton and Bury Dental Practice
Contract type name	GDS Contract
Purpose of contract	General
Contract start date	01/04/2012
Contract end date	

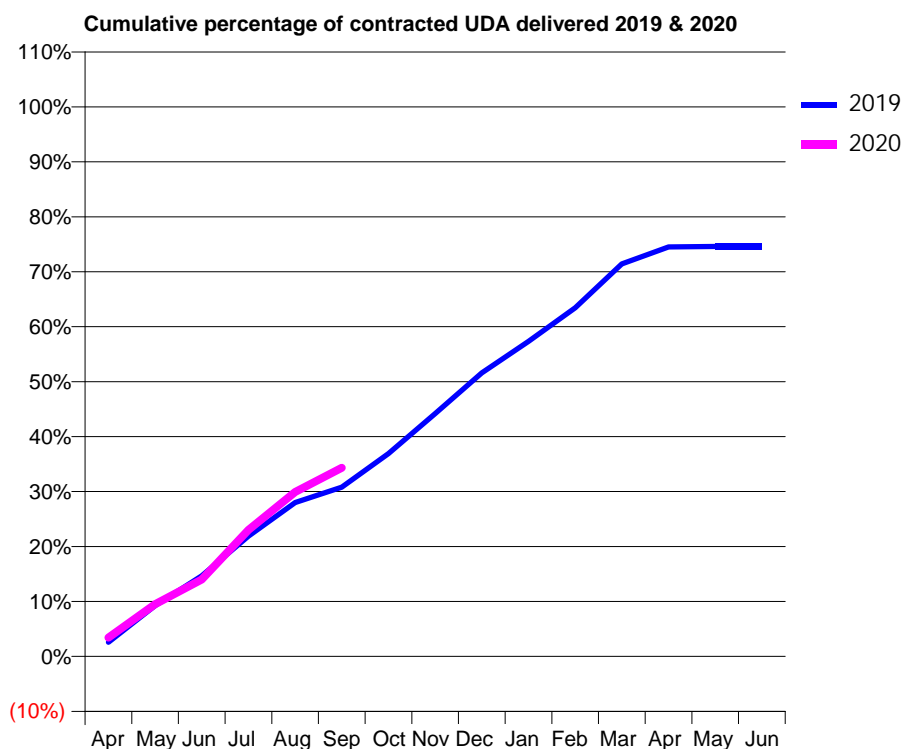
19/20 Contracted general activity (UDA)	28,500
Carry forward general activity (UDA)	0
19/20 Contracted orthodontic activity (UOA)	0
Carry forward orthodontic activity (UOA)	0
Baseline contract value	£883,309.10

ACCESS*

Patients seen in 24 months	Total	Change since previous quarter
Quarter ending September 2018	6,950	
Quarter ending December 2018	6,813	↓
Quarter ending March 2019	6,709	↓
Quarter ending June 2019	6,609	↓
Quarter ending September 2019	6,587	→
Variance since September 2018	(5.2%)	↓



ACTIVITY



Month	2019	2020
April	734	976
May	2,637	2,706
June	4,179	3,989
July	6,237	6,562
August	7,984	8,534
September	8,782	9,784
October	10,521	
November	12,594	
December	14,699	
January	16,338	
February	18,081	
March	20,355	
April	21,236	
May	21,255	
June	21,255	

QUALITY

	Quantity	Base Number	Contract	AT	Region	England
% of FP17s for the same patient ID Re-attending within 3 months - Children	110	1,065	10.3%	11.5%	12.1%	11.5%
% of FP17s for the same patient ID Re-attending within 3 months - Adults	649	3,470	18.7%	16.1%	15.6%	15.4%
% of FP17s for the same patient ID Re-attending between 3 & 9 months - Children	511	1,065	48.0%	59.3%	61.2%	59.7%
% of FP17s for the same patient ID Re-attending between 3 & 9 months - Adults	1,697	3,470	48.9%	51.9%	54.3%	51.7%
% of FP17s for Band 1 Urgent Courses	464	4,175	11.1%	10.4%	9.1%	9.2%
% of FP17s Relating to Free Repair or Replacements	22	4,175	0.5%	0.8%	0.9%	0.7%
% of FP17s Relating to Continuations	55	4,175	1.3%	0.8%	1.0%	0.8%
% of Patients satisfied with the dentistry they have received	4	4	N/A	92.3%	94.4%	93.5%
% of Patients satisfied with the time they had to wait for an appointment	4	4	N/A	87.3%	88.1%	87.4%

* This is based on patients treated on this contract for their most recent course of treatment. Figures in italics indicate the base number of FP17s or Patient Questionnaire responses are less than 100. N/A is shown where the base number of responses is less than 10 during the period. % is calculated as Quantity/Base number*100

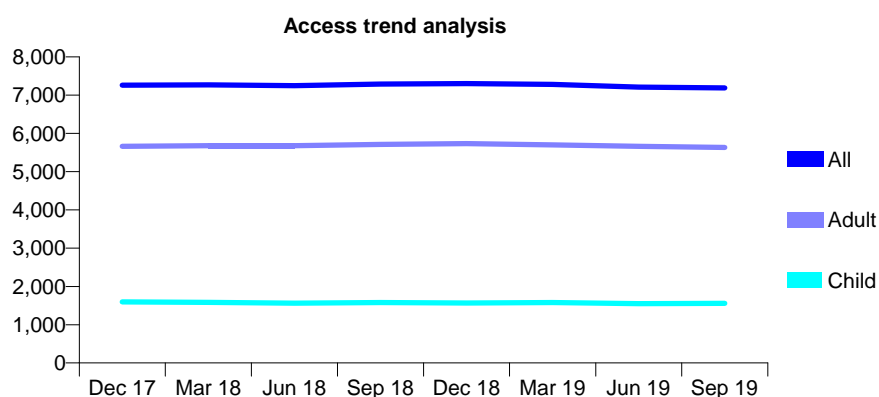
Q46 - Vital Signs At a Glance Contract Report for 156140/0001 - September 2019

Name or company name	Edgeley Dental Practice
Contract type name	GDS Contract
Purpose of contract	General
Contract start date	22/03/2007
Contract end date	

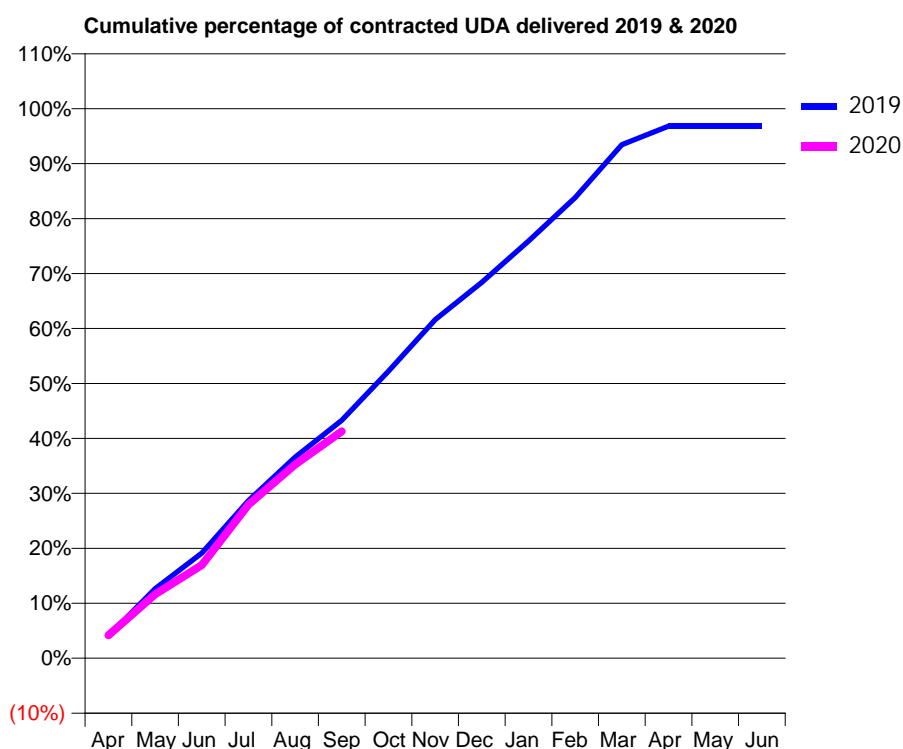
19/20 Contracted general activity (UDA)	22,636
Carry forward general activity (UDA)	0
19/20 Contracted orthodontic activity (UOA)	0
Carry forward orthodontic activity (UOA)	0
Baseline contract value	£744,961.64

ACCESS*

Patients seen in 24 months	Total	Change since previous quarter
Quarter ending September 2018	7,288	
Quarter ending December 2018	7,300	→
Quarter ending March 2019	7,279	→
Quarter ending June 2019	7,212	→
Quarter ending September 2019	7,188	→
Variance since September 2018	(1.4%)	↓



ACTIVITY



Month	2019	2020
April	920	946
May	2,864	2,634
June	4,329	3,830
July	6,488	6,324
August	8,288	7,978
September	9,803	9,348
October	11,823	
November	13,942	
December	15,484	
January	17,184	
February	18,976	
March	21,151	
April	21,913	
May	21,913	
June	21,913	

QUALITY

	Quantity	Base Number	Contract	AT	Region	England
% of FP17s for the same patient ID Re-attending within 3 months - Children	125	1,245	10.0%	11.5%	12.1%	11.5%
% of FP17s for the same patient ID Re-attending within 3 months - Adults	588	4,392	13.4%	16.1%	15.6%	15.4%
% of FP17s for the same patient ID Re-attending between 3 & 9 months - Children	792	1,245	63.6%	59.3%	61.2%	59.7%
% of FP17s for the same patient ID Re-attending between 3 & 9 months - Adults	3,023	4,392	68.8%	51.9%	54.3%	51.7%
% of FP17s for Band 1 Urgent Courses	458	5,223	8.8%	10.4%	9.1%	9.2%
% of FP17s Relating to Free Repair or Replacements	47	5,223	0.9%	0.8%	0.9%	0.7%
% of FP17s Relating to Continuations	36	5,223	0.7%	0.8%	1.0%	0.8%
% of Patients satisfied with the dentistry they have received	4	4	N/A	92.3%	94.4%	93.5%
% of Patients satisfied with the time they had to wait for an appointment	4	4	N/A	87.3%	88.1%	87.4%

* This is based on patients treated on this contract for their most recent course of treatment.

Figures in italics indicate the base number of FP17s or Patient Questionnaire responses are less than 100. N/A is shown where the base number of responses is less than 10 during the period. % is calculated as Quantity/Base number*100

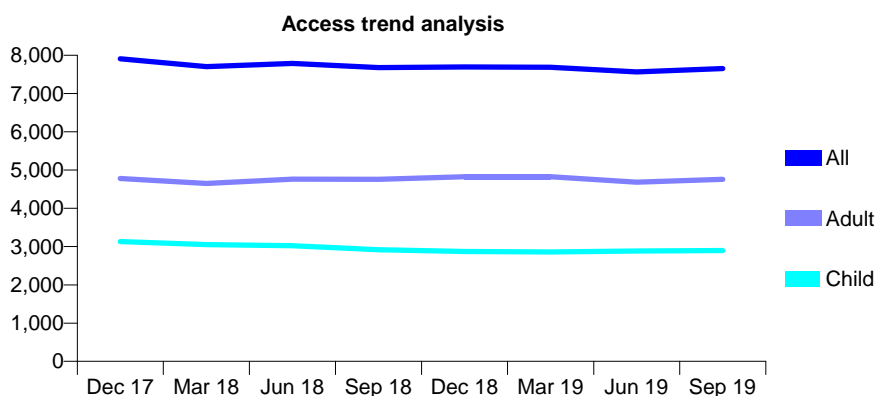
Q46 - Vital Signs At a Glance Contract Report for 156523/0001 - September 2019

Name or company name	Daylesford Associates Limited
Contract type name	GDS Contract
Purpose of contract	General
Contract start date	22/05/2008
Contract end date	

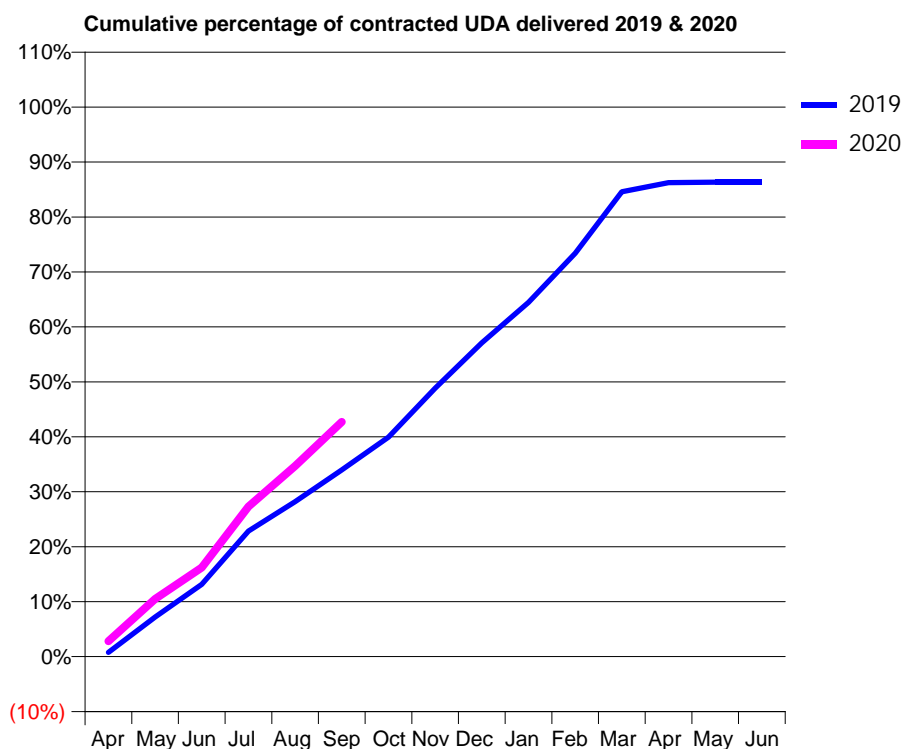
19/20 Contracted general activity (UDA)	21,288
Carry forward general activity (UDA)	0
19/20 Contracted orthodontic activity (UOA)	0
Carry forward orthodontic activity (UOA)	0
Baseline contract value	£607,669.43

ACCESS*

Patients seen in 24 months	Total	Change since previous quarter
Quarter ending September 2018	7,679	
Quarter ending December 2018	7,696	→
Quarter ending March 2019	7,685	→
Quarter ending June 2019	7,566	↓
Quarter ending September 2019	7,652	→
Variance since September 2018	(0.4%)	→



ACTIVITY



Month	Adjusted Scheduled Activity (UDA)	
	2019	2020
April	169	599
May	1,536	2,234
June	2,796	3,449
July	4,865	5,815
August	6,004	7,391
September	7,236	9,095
October	8,508	
November	10,401	
December	12,154	
January	13,722	
February	15,624	
March	18,007	
April	18,361	
May	18,378	
June	18,379	

QUALITY

	Quantity	Base Number	Contract	AT	Region	England
% of FP17s for the same patient ID Re-attending within 3 months - Children	215	2,238	9.6%	11.5%	12.1%	11.5%
% of FP17s for the same patient ID Re-attending within 3 months - Adults	432	2,499	17.3%	16.1%	15.6%	15.4%
% of FP17s for the same patient ID Re-attending between 3 & 9 months - Children	1,329	2,238	59.4%	59.3%	61.2%	59.7%
% of FP17s for the same patient ID Re-attending between 3 & 9 months - Adults	1,136	2,499	45.5%	51.9%	54.3%	51.7%
% of FP17s for Band 1 Urgent Courses	561	4,512	12.4%	10.4%	9.1%	9.2%
% of FP17s Relating to Free Repair or Replacements	4	4,512	0.1%	0.8%	0.9%	0.7%
% of FP17s Relating to Continuations	20	4,512	0.4%	0.8%	1.0%	0.8%
% of Patients satisfied with the dentistry they have received	0	0	N/A	92.3%	94.4%	93.5%
% of Patients satisfied with the time they had to wait for an appointment	0	0	N/A	87.3%	88.1%	87.4%

* This is based on patients treated on this contract for their most recent course of treatment. Figures in italics indicate the base number of FP17s or Patient Questionnaire responses are less than 100. N/A is shown where the base number of responses is less than 10 during the period. % is calculated as Quantity/Base number*100

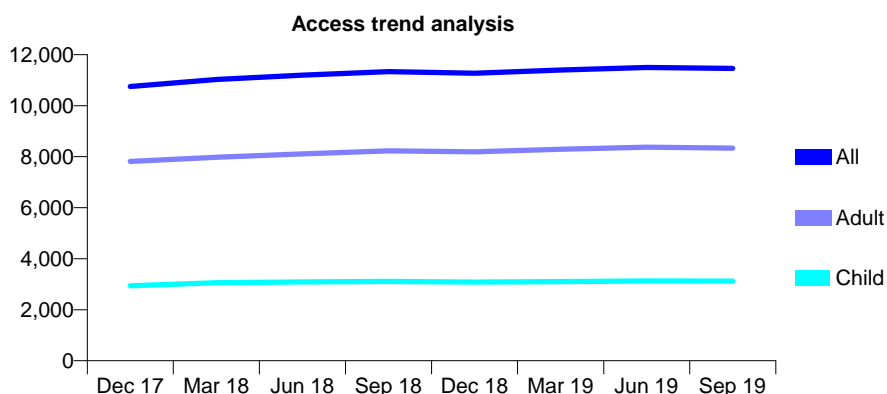
Q46 - Vital Signs At a Glance Contract Report for 158216/0001 - September 2019

Name or company name	Bredbury Dental Practice Ltd
Contract type name	GDS Contract
Purpose of contract	General
Contract start date	01/04/2008
Contract end date	

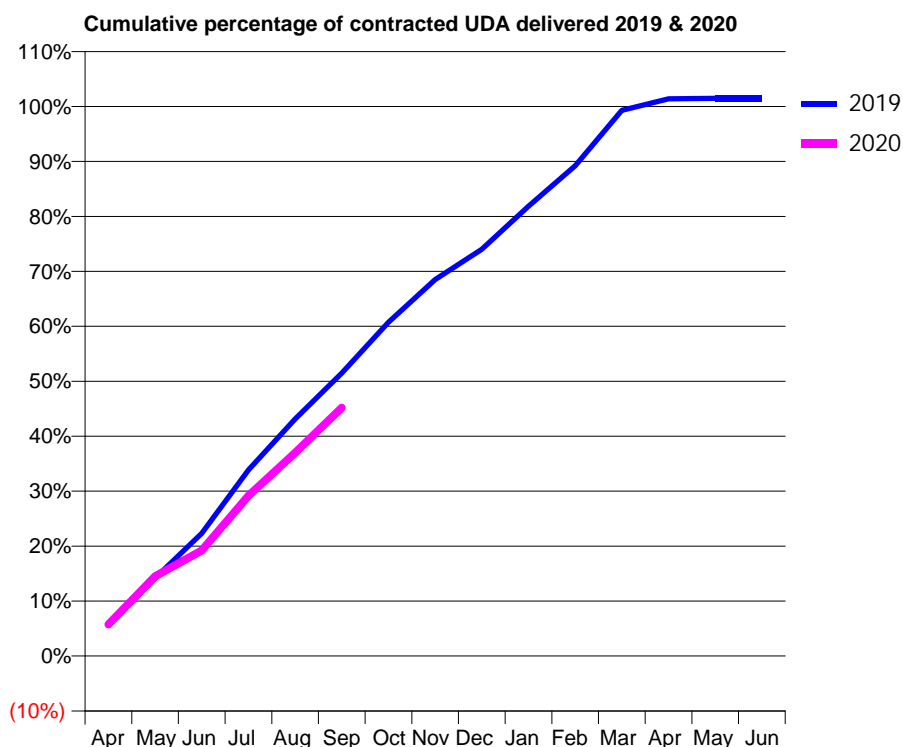
19/20 Contracted general activity (UDA)	29,008
Carry forward general activity (UDA)	0
19/20 Contracted orthodontic activity (UOA)	0
Carry forward orthodontic activity (UOA)	0
Baseline contract value	£859,241.24

ACCESS*

Patients seen in 24 months	Total	Change since previous quarter
Quarter ending September 2018	11,332	
Quarter ending December 2018	11,270	→
Quarter ending March 2019	11,396	→
Quarter ending June 2019	11,503	→
Quarter ending September 2019	11,458	→
Variance since September 2018	1.1%	→



ACTIVITY



Month	Adjusted Scheduled Activity (UDA)	
	2019	2020
April	1,615	1,675
May	4,124	4,212
June	6,478	5,574
July	9,824	8,460
August	12,517	10,730
September	14,935	13,105
October	17,614	
November	19,878	
December	21,465	
January	23,739	
February	25,879	
March	28,802	
April	29,412	
May	29,435	
June	29,435	

QUALITY

	Quantity	Base Number	Contract	AT	Region	England
% of FP17s for the same patient ID Re-attending within 3 months - Children	131	2,001	6.5%	11.5%	12.1%	11.5%
% of FP17s for the same patient ID Re-attending within 3 months - Adults	523	4,594	11.4%	16.1%	15.6%	15.4%
% of FP17s for the same patient ID Re-attending between 3 & 9 months - Children	1,032	2,001	51.6%	59.3%	61.2%	59.7%
% of FP17s for the same patient ID Re-attending between 3 & 9 months - Adults	1,860	4,594	40.5%	51.9%	54.3%	51.7%
% of FP17s for Band 1 Urgent Courses	448	6,101	7.3%	10.4%	9.1%	9.2%
% of FP17s Relating to Free Repair or Replacements	35	6,101	0.6%	0.8%	0.9%	0.7%
% of FP17s Relating to Continuations	32	6,101	0.5%	0.8%	1.0%	0.8%
% of Patients satisfied with the dentistry they have received	3	3	N/A	92.3%	94.4%	93.5%
% of Patients satisfied with the time they had to wait for an appointment	3	3	N/A	87.3%	88.1%	87.4%

* This is based on patients treated on this contract for their most recent course of treatment. Figures in italics indicate the base number of FP17s or Patient Questionnaire responses are less than 100. N/A is shown where the base number of responses is less than 10 during the period. % is calculated as Quantity/Base number*100

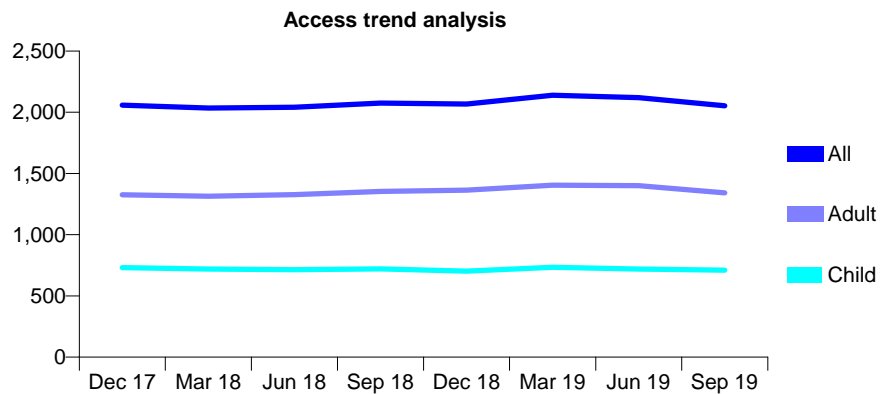
Q46 - Vital Signs At a Glance Contract Report for 158453/0001 - September 2019

Name or company name	Ravat and Ray Dental Care (Pemberton) Lt
Contract type name	GDS Contract
Purpose of contract	General
Contract start date	01/10/2013
Contract end date	

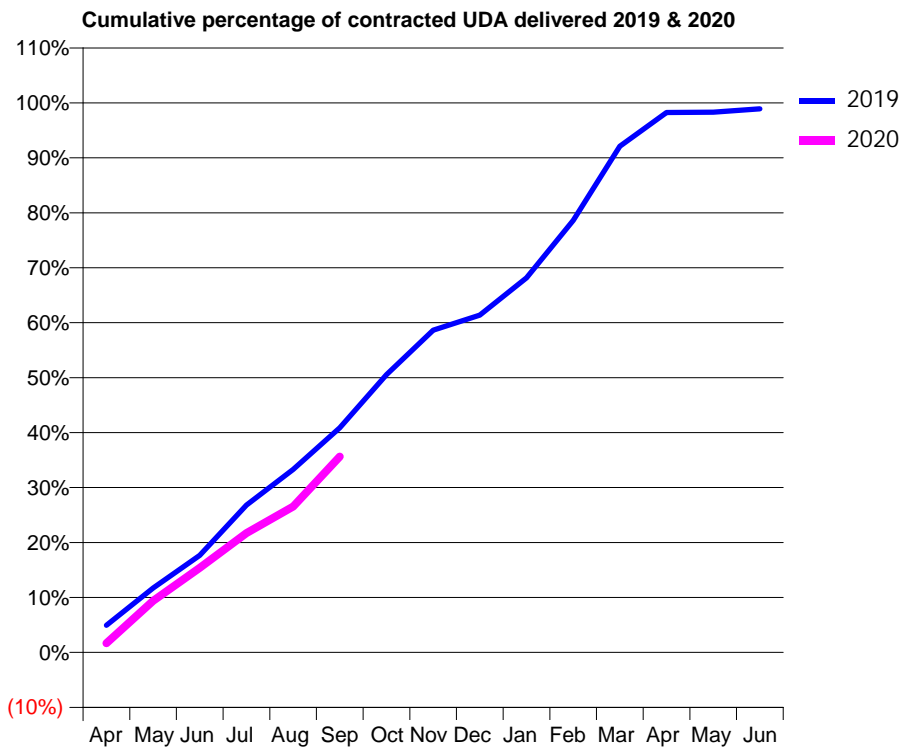
19/20 Contracted general activity (UDA)	6,500
Carry forward general activity (UDA)	0
19/20 Contracted orthodontic activity (UOA)	0
Carry forward orthodontic activity (UOA)	0
Baseline contract value	£202,464.15

ACCESS*

Patients seen in 24 months	Total	Change since previous quarter
Quarter ending September 2018	2,075	
Quarter ending December 2018	2,067	→
Quarter ending March 2019	2,139	↑
Quarter ending June 2019	2,119	→
Quarter ending September 2019	2,053	↓
Variance since September 2018	(1.1%)	↓



ACTIVITY



Month	2019	2020
April	321	109
May	762	611
June	1,148	1,001
July	1,742	1,411
August	2,165	1,726
September	2,657	2,316
October	3,285	
November	3,812	
December	3,990	
January	4,431	
February	5,111	
March	5,987	
April	6,385	
May	6,389	
June	6,430	

QUALITY

	Quantity	Base Number	Contract	AT	Region	England
% of FP17s for the same patient ID Re-attending within 3 months - Children	48	504	9.5%	11.5%	12.1%	11.5%
% of FP17s for the same patient ID Re-attending within 3 months - Adults	125	821	15.2%	16.1%	15.6%	15.4%
% of FP17s for the same patient ID Re-attending between 3 & 9 months - Children	340	504	67.5%	59.3%	61.2%	59.7%
% of FP17s for the same patient ID Re-attending between 3 & 9 months - Adults	445	821	54.2%	51.9%	54.3%	51.7%
% of FP17s for Band 1 Urgent Courses	94	1,133	8.3%	10.4%	9.1%	9.2%
% of FP17s Relating to Free Repair or Replacements	9	1,133	0.8%	0.8%	0.9%	0.7%
% of FP17s Relating to Continuations	4	1,133	0.4%	0.8%	1.0%	0.8%
% of Patients satisfied with the dentistry they have received	1	1	N/A	92.3%	94.4%	93.5%
% of Patients satisfied with the time they had to wait for an appointment	1	1	N/A	87.3%	88.1%	87.4%

* This is based on patients treated on this contract for their most recent course of treatment. Figures in italics indicate the base number of FP17s or Patient Questionnaire responses are less than 100. N/A is shown where the base number of responses is less than 10 during the period. % is calculated as Quantity/Base number*100

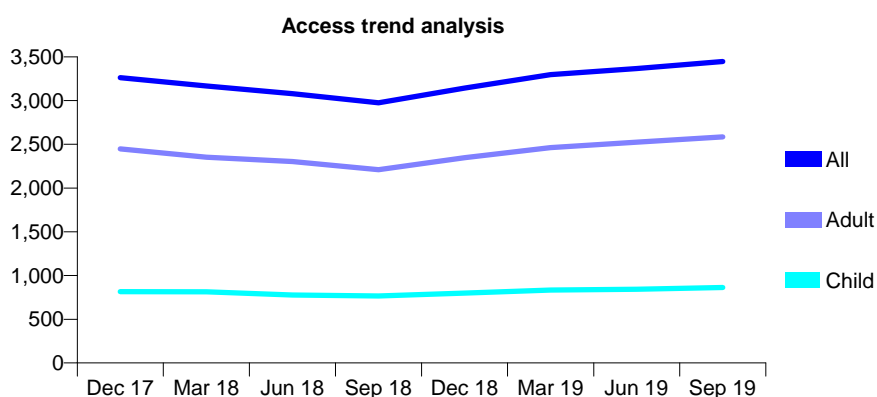
Q46 - Vital Signs At a Glance Contract Report for 158550/0001 - September 2019

Name or company name	Pearl Smile Limited
Contract type name	GDS Contract
Purpose of contract	General
Contract start date	01/03/2010
Contract end date	

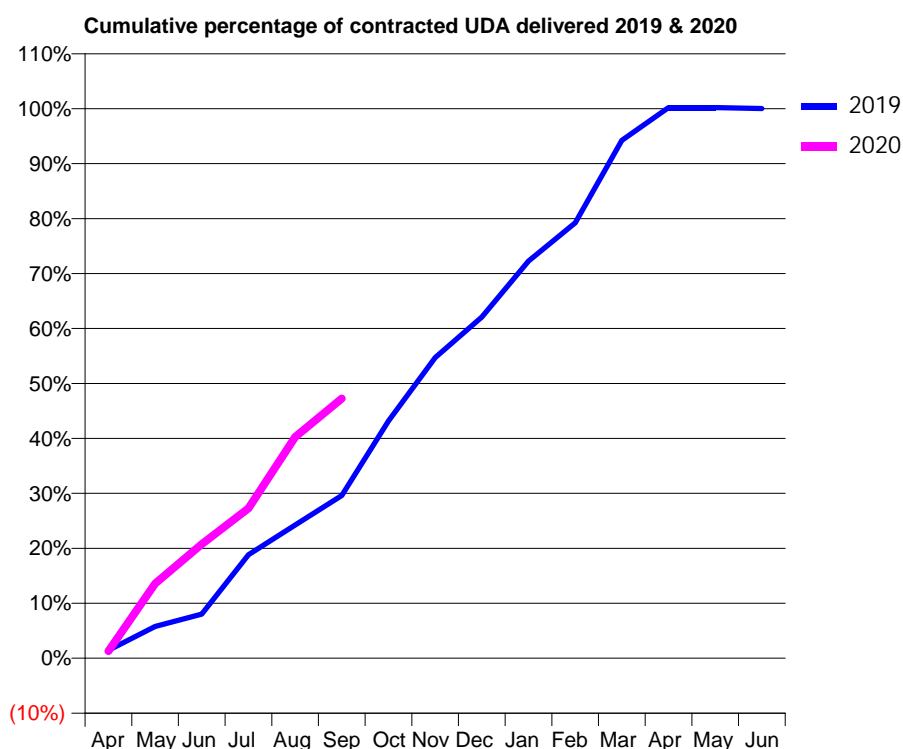
19/20 Contracted general activity (UDA)	9,882
Carry forward general activity (UDA)	0
19/20 Contracted orthodontic activity (UOA)	0
Carry forward orthodontic activity (UOA)	0
Baseline contract value	£276,571.93

ACCESS*

Patients seen in 24 months	Total	Change since previous quarter
Quarter ending September 2018	2,975	
Quarter ending December 2018	3,144	↑
Quarter ending March 2019	3,296	↑
Quarter ending June 2019	3,367	↑
Quarter ending September 2019	3,447	↑
Variance since September 2018	15.9%	↑



ACTIVITY



Month	2019	2020
April	143	129
May	571	1,345
June	792	2,051
July	1,862	2,697
August	2,398	3,981
September	2,925	4,671
October	4,266	
November	5,406	
December	6,132	
January	7,142	
February	7,829	
March	9,311	
April	9,900	
May	9,900	
June	9,884	

QUALITY

	Quantity	Base Number	Contract	AT	Region	England
% of FP17s for the same patient ID Re-attending within 3 months - Children	38	542	7.0%	11.5%	12.1%	11.5%
% of FP17s for the same patient ID Re-attending within 3 months - Adults	168	1,540	10.9%	16.1%	15.6%	15.4%
% of FP17s for the same patient ID Re-attending between 3 & 9 months - Children	253	542	46.7%	59.3%	61.2%	59.7%
% of FP17s for the same patient ID Re-attending between 3 & 9 months - Adults	678	1,540	44.0%	51.9%	54.3%	51.7%
% of FP17s for Band 1 Urgent Courses	174	1,919	9.1%	10.4%	9.1%	9.2%
% of FP17s Relating to Free Repair or Replacements	10	1,919	0.5%	0.8%	0.9%	0.7%
% of FP17s Relating to Continuations	4	1,919	0.2%	0.8%	1.0%	0.8%
% of Patients satisfied with the dentistry they have received	1	1	N/A	92.3%	94.4%	93.5%
% of Patients satisfied with the time they had to wait for an appointment	0	1	N/A	87.3%	88.1%	87.4%

* This is based on patients treated on this contract for their most recent course of treatment.

Figures in italics indicate the base number of FP17s or Patient Questionnaire responses are less than 100. N/A is shown where the base number of responses is less than 10 during the period. % is calculated as Quantity/Base number*100

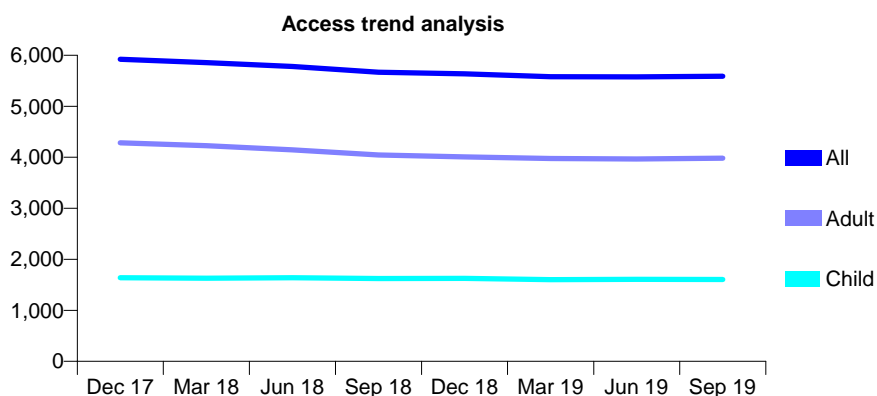
Q46 - Vital Signs At a Glance Contract Report for 158674/0001 - September 2019

Name or company name	IDH 418 Limited
Contract type name	GDS Contract
Purpose of contract	General
Contract start date	01/10/2008
Contract end date	

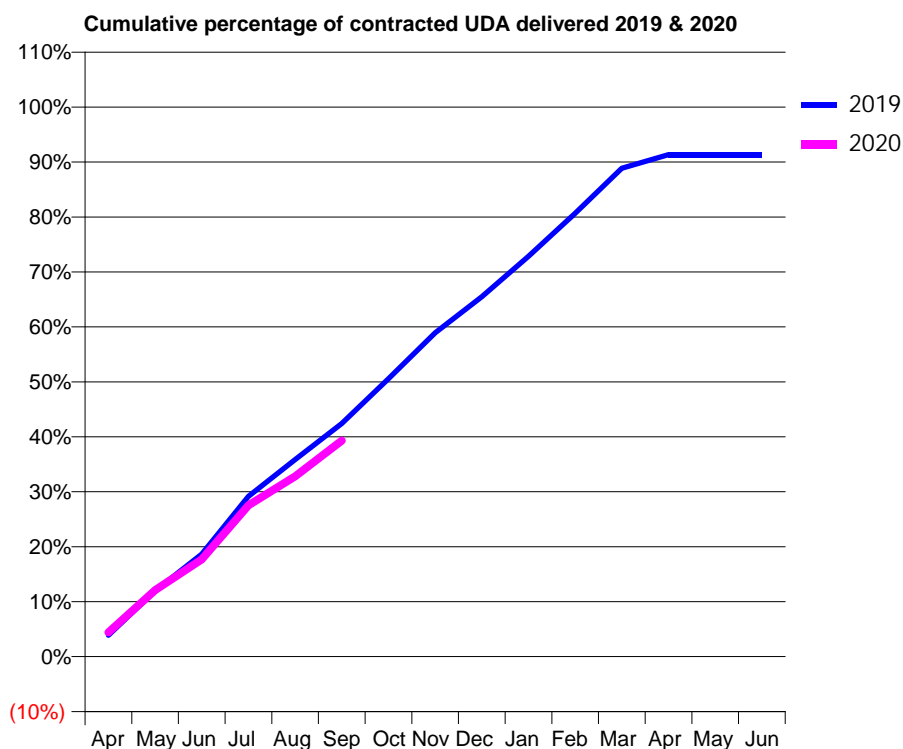
19/20 Contracted general activity (UDA)	15,889
Carry forward general activity (UDA)	0
19/20 Contracted orthodontic activity (UOA)	0
Carry forward orthodontic activity (UOA)	0
Baseline contract value	£583,334.10

ACCESS*

Patients seen in 24 months	Total	Change since previous quarter
Quarter ending September 2018	5,667	
Quarter ending December 2018	5,635	→
Quarter ending March 2019	5,581	→
Quarter ending June 2019	5,576	→
Quarter ending September 2019	5,588	→
Variance since September 2018	(1.4%)	↓



ACTIVITY



Month	Adjusted Scheduled Activity (UDA)	
	2019	2020
April	618	699
May	1,903	1,923
June	2,962	2,812
July	4,632	4,375
August	5,696	5,213
September	6,743	6,243
October	8,035	
November	9,363	
December	10,406	
January	11,576	
February	12,817	
March	14,117	
April	14,515	
May	14,516	
June	14,516	

QUALITY

	Quantity	Base Number	Contract	AT	Region	England
% of FP17s for the same patient ID Re-attending within 3 months - Children	62	1,030	6.0%	11.5%	12.1%	11.5%
% of FP17s for the same patient ID Re-attending within 3 months - Adults	248	2,293	10.8%	16.1%	15.6%	15.4%
% of FP17s for the same patient ID Re-attending between 3 & 9 months - Children	553	1,030	53.7%	59.3%	61.2%	59.7%
% of FP17s for the same patient ID Re-attending between 3 & 9 months - Adults	1,109	2,293	48.4%	51.9%	54.3%	51.7%
% of FP17s for Band 1 Urgent Courses	87	3,141	2.8%	10.4%	9.1%	9.2%
% of FP17s Relating to Free Repair or Replacements	32	3,141	1.0%	0.8%	0.9%	0.7%
% of FP17s Relating to Continuations	70	3,141	2.2%	0.8%	1.0%	0.8%
% of Patients satisfied with the dentistry they have received	0	0	N/A	92.3%	94.4%	93.5%
% of Patients satisfied with the time they had to wait for an appointment	0	0	N/A	87.3%	88.1%	87.4%

* This is based on patients treated on this contract for their most recent course of treatment. Figures in italics indicate the base number of FP17s or Patient Questionnaire responses are less than 100. N/A is shown where the base number of responses is less than 10 during the period. % is calculated as Quantity/Base number*100

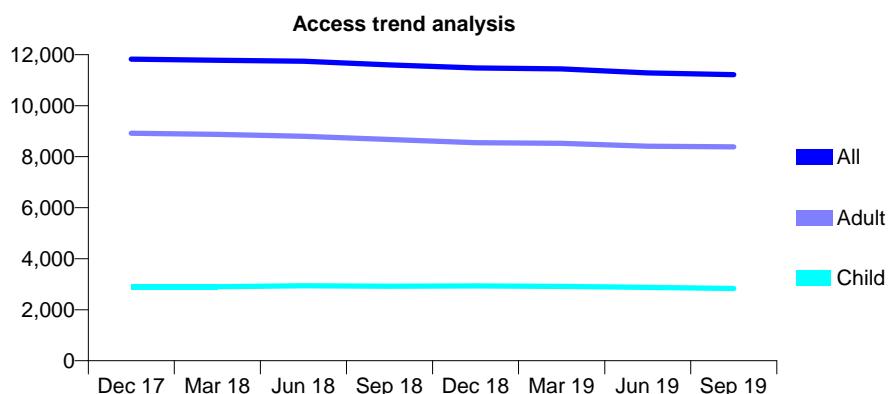
Q46 - Vital Signs At a Glance Contract Report for 160059/0001 - September 2019

Name or company name	REVIVE DENTAL CARE LIMITED
Contract type name	Pilot Contract
Purpose of contract	General
Contract start date	01/01/2015
Contract end date	

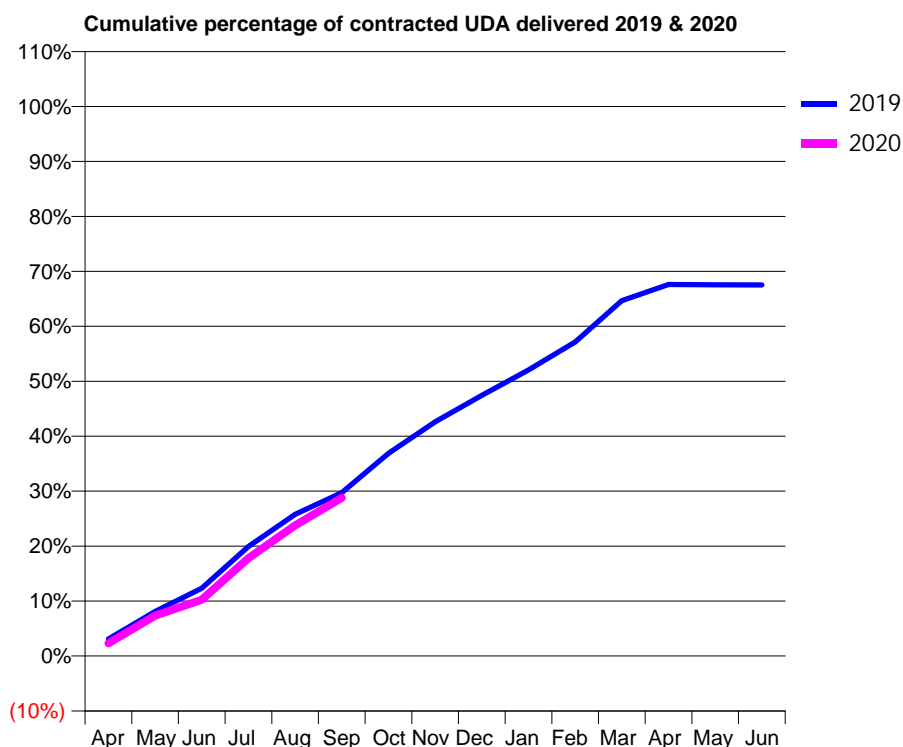
19/20 Contracted general activity (UDA)	28,580
Carry forward general activity (UDA)	0
19/20 Contracted orthodontic activity (UOA)	0
Carry forward orthodontic activity (UOA)	0
Baseline contract value	£1,041,076.63

ACCESS*

Patients seen in 24 months	Total	Change since previous quarter
Quarter ending September 2018	11,598	
Quarter ending December 2018	11,481	↓
Quarter ending March 2019	11,444	→
Quarter ending June 2019	11,288	↓
Quarter ending September 2019	11,215	→
Variance since September 2018	(3.3%)	↓



ACTIVITY



Month	Adjusted Scheduled Activity (UDA)	
	2019	2020
April	892	665
May	2,318	2,104
June	3,525	2,927
July	5,699	5,090
August	7,371	6,792
September	8,490	8,229
October	10,539	
November	12,183	
December	13,554	
January	14,879	
February	16,339	
March	18,481	
April	19,317	
May	19,307	
June	19,299	

QUALITY

	Quantity	Base Number	Contract	AT	Region	England
% of FP17s for the same patient ID Re-attending within 3 months - Children	95	1,537	6.2%	11.5%	12.1%	11.5%
% of FP17s for the same patient ID Re-attending within 3 months - Adults	488	3,625	13.5%	16.1%	15.6%	15.4%
% of FP17s for the same patient ID Re-attending between 3 & 9 months - Children	557	1,537	36.2%	59.3%	61.2%	59.7%
% of FP17s for the same patient ID Re-attending between 3 & 9 months - Adults	660	3,625	18.2%	51.9%	54.3%	51.7%
% of FP17s for Band 1 Urgent Courses	808	4,647	17.4%	10.4%	9.1%	9.2%
% of FP17s Relating to Free Repair or Replacements	5	4,647	0.1%	0.8%	0.9%	0.7%
% of FP17s Relating to Continuations	0	4,647	0.0%	0.8%	1.0%	0.8%
% of Patients satisfied with the dentistry they have received	2	2	N/A	92.3%	94.4%	93.5%
% of Patients satisfied with the time they had to wait for an appointment	2	2	N/A	87.3%	88.1%	87.4%

* This is based on patients treated on this contract for their most recent course of treatment. Figures in italics indicate the base number of FP17s or Patient Questionnaire responses are less than 100. N/A is shown where the base number of responses is less than 10 during the period. % is calculated as Quantity/Base number*100

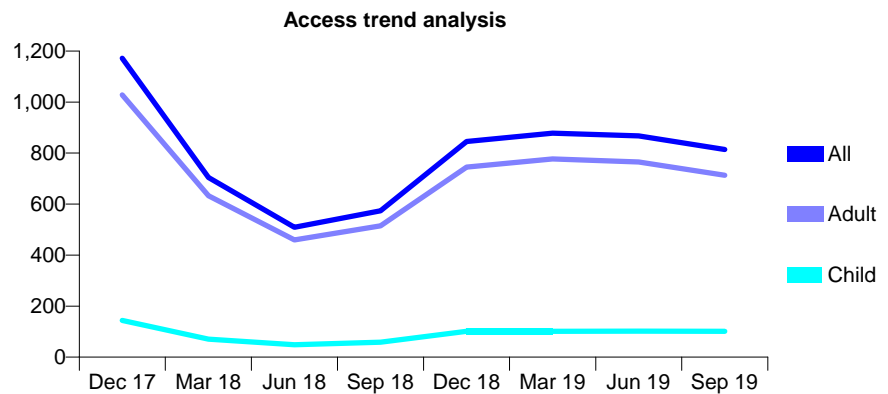
Q46 - Vital Signs At a Glance Contract Report for 160059/0004 - September 2019

Name or company name	REVIVE DENTAL CARE LIMITED
Contract type name	GDS Contract
Purpose of contract	General
Contract start date	01/01/2015
Contract end date	

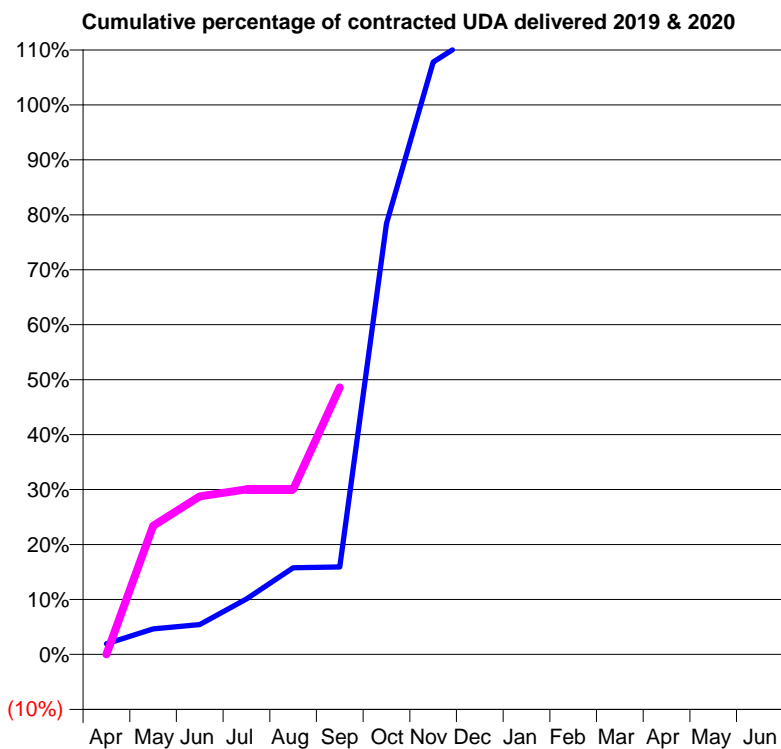
19/20 Contracted general activity (UDA)	918
Carry forward general activity (UDA)	0
19/20 Contracted orthodontic activity (UOA)	0
Carry forward orthodontic activity (UOA)	0
Baseline contract value	£52,116.08

ACCESS*

Patients seen in 24 months	Total	Change since previous quarter
Quarter ending September 2018	574	
Quarter ending December 2018	846	↑
Quarter ending March 2019	878	↑
Quarter ending June 2019	867	↓
Quarter ending September 2019	814	↓
Variance since September 2018	41.8%	↑



ACTIVITY



Month	2019	2020
April	18	0
May	43	215
June	50	264
July	93	276
August	145	276
September	146	446
October	720	
November	990	
December	1,039	
January	1,187	
February	1,270	
March	1,325	
April	1,397	
May	1,397	
June	1,397	

QUALITY

	Quantity	Base Number	Contract	AT	Region	England
% of FP17s for the same patient ID Re-attending within 3 months - Children	0	69	0.0%	11.5%	12.1%	11.5%
% of FP17s for the same patient ID Re-attending within 3 months - Adults	4	367	1.1%	16.1%	15.6%	15.4%
% of FP17s for the same patient ID Re-attending between 3 & 9 months - Children	0	69	0.0%	59.3%	61.2%	59.7%
% of FP17s for the same patient ID Re-attending between 3 & 9 months - Adults	2	367	0.5%	51.9%	54.3%	51.7%
% of FP17s for Band 1 Urgent Courses	373	376	99.2%	10.4%	9.1%	9.2%
% of FP17s Relating to Free Repair or Replacements	0	376	0.0%	0.8%	0.9%	0.7%
% of FP17s Relating to Continuations	0	376	0.0%	0.8%	1.0%	0.8%
% of Patients satisfied with the dentistry they have received	0	0	N/A	92.3%	94.4%	93.5%
% of Patients satisfied with the time they had to wait for an appointment	0	0	N/A	87.3%	88.1%	87.4%

* This is based on patients treated on this contract for their most recent course of treatment. Figures in italics indicate the base number of FP17s or Patient Questionnaire responses are less than 100. N/A is shown where the base number of responses is less than 10 during the period. % is calculated as Quantity/Base number*100

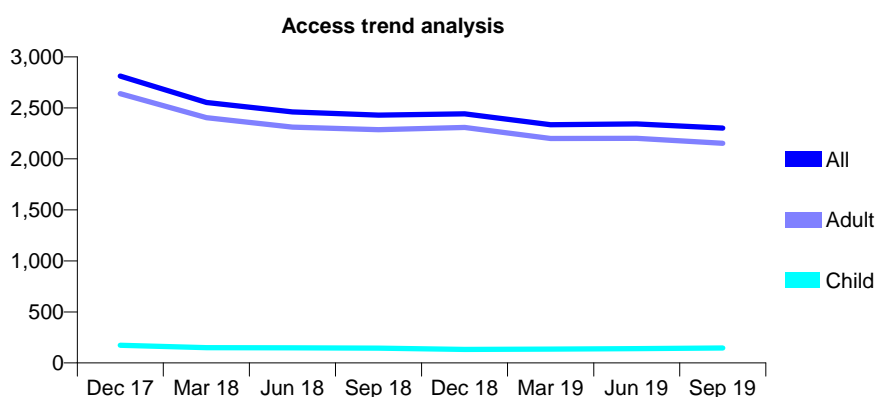
Q46 - Vital Signs At a Glance Contract Report for 160059/0005 - September 2019

Name or company name	REVIVE DENTAL CARE LIMITED
Contract type name	PDS Contract
Purpose of contract	General
Contract start date	01/01/2015
Contract end date	30/09/2019

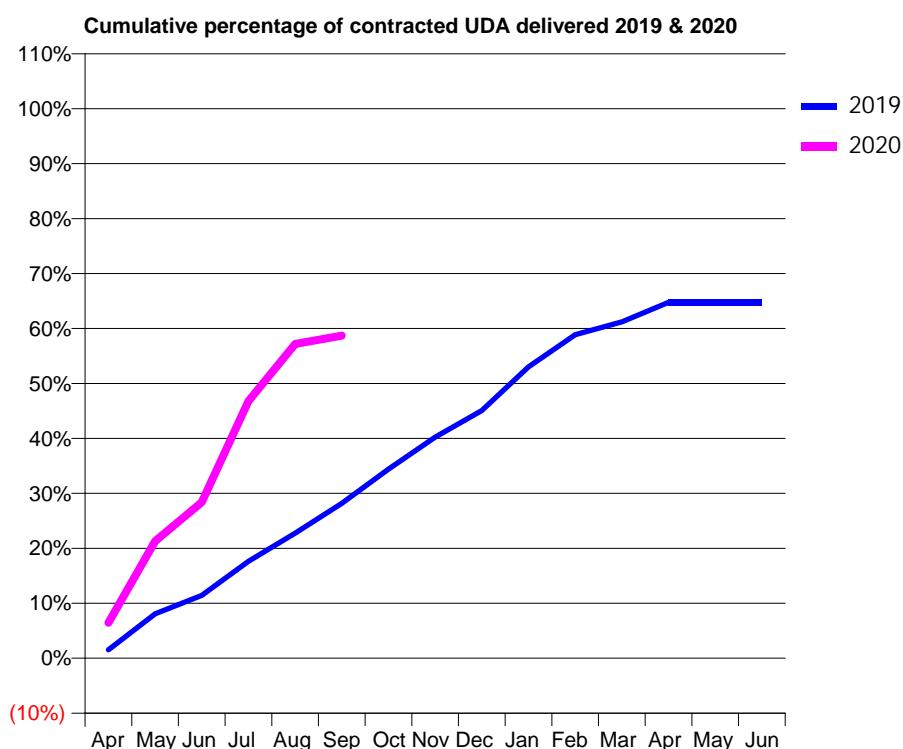
19/20 Contracted general activity (UDA)	2,400
Carry forward general activity (UDA)	0
19/20 Contracted orthodontic activity (UOA)	0
Carry forward orthodontic activity (UOA)	0
Baseline contract value	£78,325.92

ACCESS*

Patients seen in 24 months	Total	Change since previous quarter
Quarter ending September 2018	2,430	
Quarter ending December 2018	2,441	→
Quarter ending March 2019	2,335	↓
Quarter ending June 2019	2,343	→
Quarter ending September 2019	2,301	↓
Variance since September 2018	(5.3%)	↓



ACTIVITY



Month	2019	2020
April	74	154
May	389	511
June	549	681
July	847	1,123
August	1,093	1,372
September	1,353	1,408
October	1,651	
November	1,931	
December	2,164	
January	2,544	
February	2,826	
March	2,937	
April	3,108	
May	3,108	
June	3,108	

QUALITY

	Quantity	Base Number	Contract	AT	Region	England
% of FP17s for the same patient ID Re-attending within 3 months - Children	7	103	6.8%	11.5%	12.1%	11.5%
% of FP17s for the same patient ID Re-attending within 3 months - Adults	110	1,233	8.9%	16.1%	15.6%	15.4%
% of FP17s for the same patient ID Re-attending between 3 & 9 months - Children	3	103	2.9%	59.3%	61.2%	59.7%
% of FP17s for the same patient ID Re-attending between 3 & 9 months - Adults	37	1,233	3.0%	51.9%	54.3%	51.7%
% of FP17s for Band 1 Urgent Courses	1,173	1,175	99.8%	10.4%	9.1%	9.2%
% of FP17s Relating to Free Repair or Replacements	0	1,175	0.0%	0.8%	0.9%	0.7%
% of FP17s Relating to Continuations	0	1,175	0.0%	0.8%	1.0%	0.8%
% of Patients satisfied with the dentistry they have received	0	0	N/A	92.3%	94.4%	93.5%
% of Patients satisfied with the time they had to wait for an appointment	0	0	N/A	87.3%	88.1%	87.4%

* This is based on patients treated on this contract for their most recent course of treatment.

Figures in italics indicate the base number of FP17s or Patient Questionnaire responses are less than 100. N/A is shown where the base number of responses is less than 10 during the period. % is calculated as Quantity/Base number*100

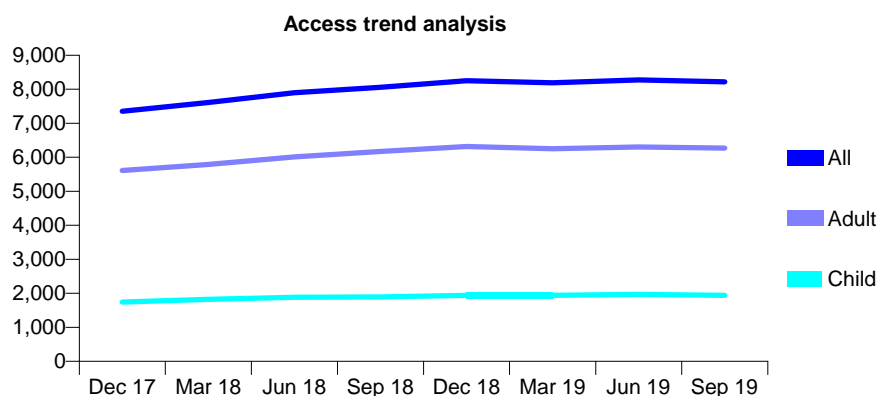
Q46 - Vital Signs At a Glance Contract Report for 160059/0007 - September 2019

Name or company name	REVIVE DENTAL CARE LIMITED
Contract type name	GDS Contract
Purpose of contract	General
Contract start date	01/01/2015
Contract end date	

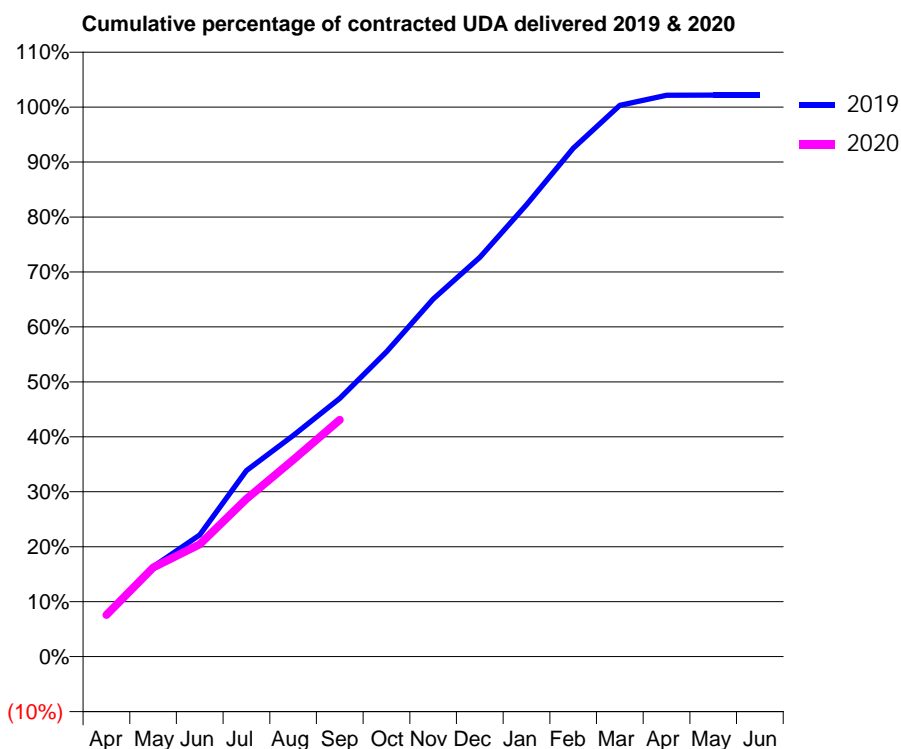
19/20 Contracted general activity (UDA)	20,000
Carry forward general activity (UDA)	0
19/20 Contracted orthodontic activity (UOA)	0
Carry forward orthodontic activity (UOA)	0
Baseline contract value	£506,095.34

ACCESS*

Patients seen in 24 months	Total	Change since previous quarter
Quarter ending September 2018	8,062	
Quarter ending December 2018	8,254	↑
Quarter ending March 2019	8,192	→
Quarter ending June 2019	8,276	→
Quarter ending September 2019	8,217	→
Variance since September 2018	1.9%	→



ACTIVITY



Month	Adjusted Scheduled Activity (UDA)	
	2019	2020
April	1,508	1,519
May	3,272	3,241
June	4,430	4,084
July	6,772	5,738
August	8,048	7,159
September	9,399	8,615
October	11,092	
November	13,017	
December	14,531	
January	16,448	
February	18,501	
March	20,063	
April	20,429	
May	20,434	
June	20,434	

QUALITY

	Quantity	Base Number	Contract	AT	Region	England
% of FP17s for the same patient ID Re-attending within 3 months - Children	103	1,271	8.1%	11.5%	12.1%	11.5%
% of FP17s for the same patient ID Re-attending within 3 months - Adults	550	3,159	17.4%	16.1%	15.6%	15.4%
% of FP17s for the same patient ID Re-attending between 3 & 9 months - Children	709	1,271	55.8%	59.3%	61.2%	59.7%
% of FP17s for the same patient ID Re-attending between 3 & 9 months - Adults	980	3,159	31.0%	51.9%	54.3%	51.7%
% of FP17s for Band 1 Urgent Courses	768	4,270	18.0%	10.4%	9.1%	9.2%
% of FP17s Relating to Free Repair or Replacements	39	4,270	0.9%	0.8%	0.9%	0.7%
% of FP17s Relating to Continuations	13	4,270	0.3%	0.8%	1.0%	0.8%
% of Patients satisfied with the dentistry they have received	4	4	N/A	92.3%	94.4%	93.5%
% of Patients satisfied with the time they had to wait for an appointment	4	4	N/A	87.3%	88.1%	87.4%

* This is based on patients treated on this contract for their most recent course of treatment. Figures in italics indicate the base number of FP17s or Patient Questionnaire responses are less than 100. N/A is shown where the base number of responses is less than 10 during the period. % is calculated as Quantity/Base number*100

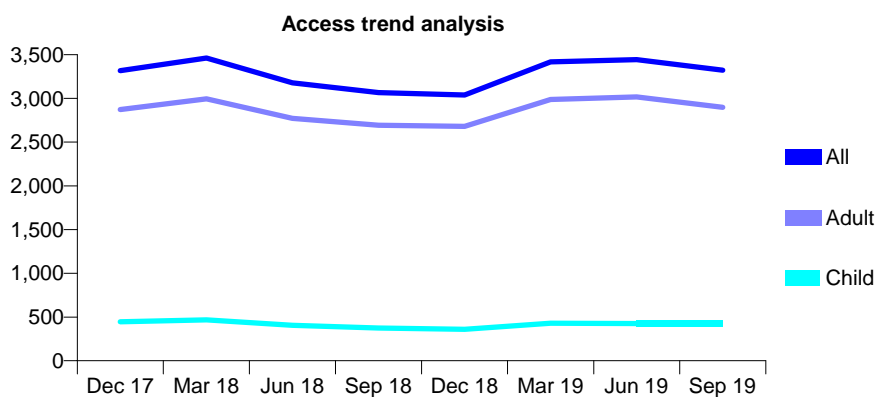
Q46 - Vital Signs At a Glance Contract Report for 160059/0008 - September 2019

Name or company name	REVIVE DENTAL CARE LIMITED
Contract type name	GDS Contract
Purpose of contract	General
Contract start date	01/01/2015
Contract end date	

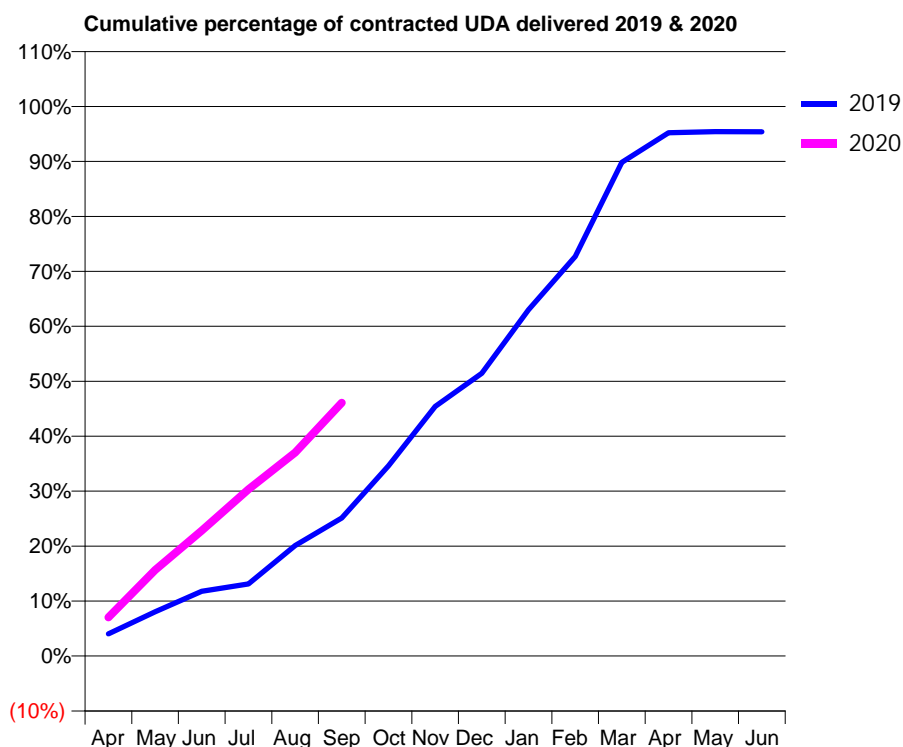
19/20 Contracted general activity (UDA)	8,032
Carry forward general activity (UDA)	0
19/20 Contracted orthodontic activity (UOA)	0
Carry forward orthodontic activity (UOA)	0
Baseline contract value	£274,835.88

ACCESS*

Patients seen in 24 months	Total	Change since previous quarter
Quarter ending September 2018	3,066	
Quarter ending December 2018	3,039	→
Quarter ending March 2019	3,418	↑
Quarter ending June 2019	3,443	→
Quarter ending September 2019	3,323	↓
Variance since September 2018	8.4%	↑



ACTIVITY



Month	Adjusted Scheduled Activity (UDA)	
	2019	2020
April	324	564
May	647	1,259
June	947	1,833
July	1,054	2,438
August	1,614	2,976
September	2,018	3,701
October	2,781	
November	3,648	
December	4,133	
January	5,061	
February	5,839	
March	7,215	
April	7,648	
May	7,665	
June	7,662	

QUALITY

	Quantity	Base Number	Contract	AT	Region	England
% of FP17s for the same patient ID Re-attending within 3 months - Children	29	273	10.6%	11.5%	12.1%	11.5%
% of FP17s for the same patient ID Re-attending within 3 months - Adults	228	1,556	14.7%	16.1%	15.6%	15.4%
% of FP17s for the same patient ID Re-attending between 3 & 9 months - Children	130	273	47.6%	59.3%	61.2%	59.7%
% of FP17s for the same patient ID Re-attending between 3 & 9 months - Adults	386	1,556	24.8%	51.9%	54.3%	51.7%
% of FP17s for Band 1 Urgent Courses	402	1,649	24.4%	10.4%	9.1%	9.2%
% of FP17s Relating to Free Repair or Replacements	20	1,649	1.2%	0.8%	0.9%	0.7%
% of FP17s Relating to Continuations	2	1,649	0.1%	0.8%	1.0%	0.8%
% of Patients satisfied with the dentistry they have received	0	0	N/A	92.3%	94.4%	93.5%
% of Patients satisfied with the time they had to wait for an appointment	0	0	N/A	87.3%	88.1%	87.4%

* This is based on patients treated on this contract for their most recent course of treatment. Figures in italics indicate the base number of FP17s or Patient Questionnaire responses are less than 100. N/A is shown where the base number of responses is less than 10 during the period. % is calculated as Quantity/Base number*100

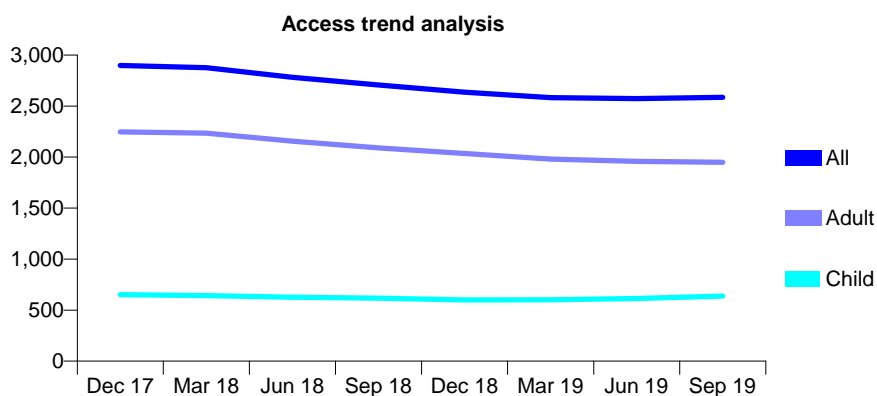
Q46 - Vital Signs At a Glance Contract Report for 160288/0001 - September 2019

Name or company name	Allan Dental Practice
Contract type name	GDS Contract
Purpose of contract	General
Contract start date	01/09/2012
Contract end date	

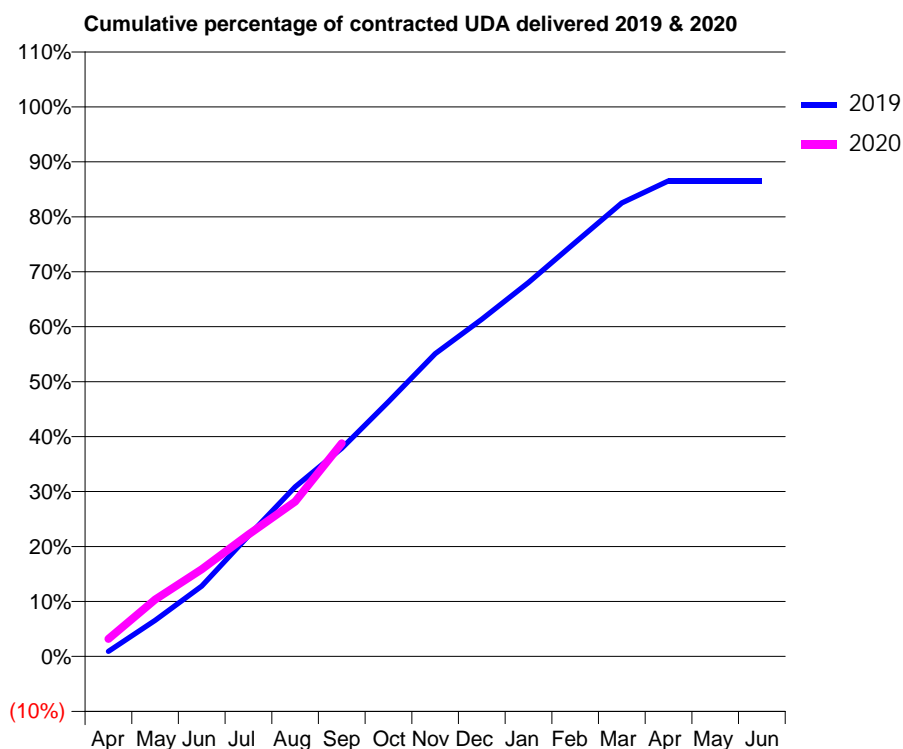
19/20 Contracted general activity (UDA)	9,486
Carry forward general activity (UDA)	0
19/20 Contracted orthodontic activity (UOA)	0
Carry forward orthodontic activity (UOA)	0
Baseline contract value	£322,701.53

ACCESS*

Patients seen in 24 months	Total	Change since previous quarter
Quarter ending September 2018	2,706	
Quarter ending December 2018	2,636	↓
Quarter ending March 2019	2,582	↓
Quarter ending June 2019	2,573	→
Quarter ending September 2019	2,586	→
Variance since September 2018	(4.4%)	↓



ACTIVITY



Month	2019	2020
April	89	303
May	623	981
June	1,214	1,504
July	2,082	2,105
August	2,926	2,673
September	3,591	3,677
October	4,399	
November	5,225	
December	5,819	
January	6,453	
February	7,144	
March	7,827	
April	8,208	
May	8,211	
June	8,211	

QUALITY

	Quantity	Base Number	Contract	AT	Region	England
% of FP17s for the same patient ID Re-attending within 3 months - Children	27	457	5.9%	11.5%	12.1%	11.5%
% of FP17s for the same patient ID Re-attending within 3 months - Adults	169	1,340	12.6%	16.1%	15.6%	15.4%
% of FP17s for the same patient ID Re-attending between 3 & 9 months - Children	260	457	56.9%	59.3%	61.2%	59.7%
% of FP17s for the same patient ID Re-attending between 3 & 9 months - Adults	830	1,340	61.9%	51.9%	54.3%	51.7%
% of FP17s for Band 1 Urgent Courses	161	1,663	9.7%	10.4%	9.1%	9.2%
% of FP17s Relating to Free Repair or Replacements	14	1,663	0.8%	0.8%	0.9%	0.7%
% of FP17s Relating to Continuations	10	1,663	0.6%	0.8%	1.0%	0.8%
% of Patients satisfied with the dentistry they have received	0	0	N/A	92.3%	94.4%	93.5%
% of Patients satisfied with the time they had to wait for an appointment	0	0	N/A	87.3%	88.1%	87.4%

* This is based on patients treated on this contract for their most recent course of treatment. Figures in italics indicate the base number of FP17s or Patient Questionnaire responses are less than 100. N/A is shown where the base number of responses is less than 10 during the period. % is calculated as Quantity/Base number*100

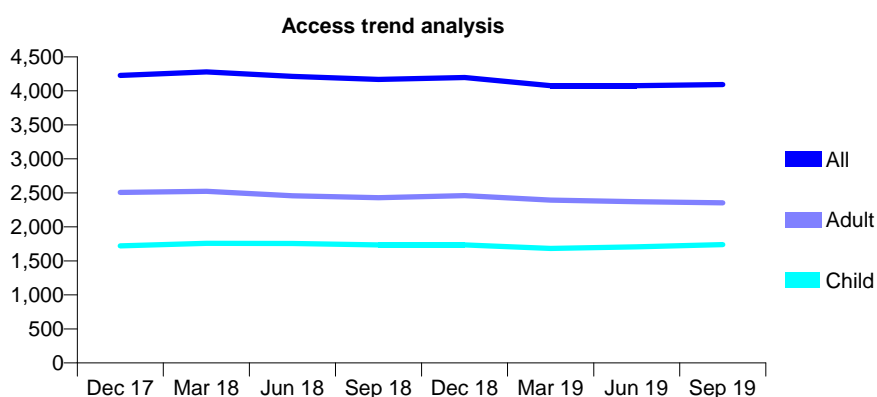
Q46 - Vital Signs At a Glance Contract Report for 160717/0001 - September 2019

Name or company name	Archway (Manchester) Ltd
Contract type name	GDS Contract
Purpose of contract	General
Contract start date	01/11/2013
Contract end date	

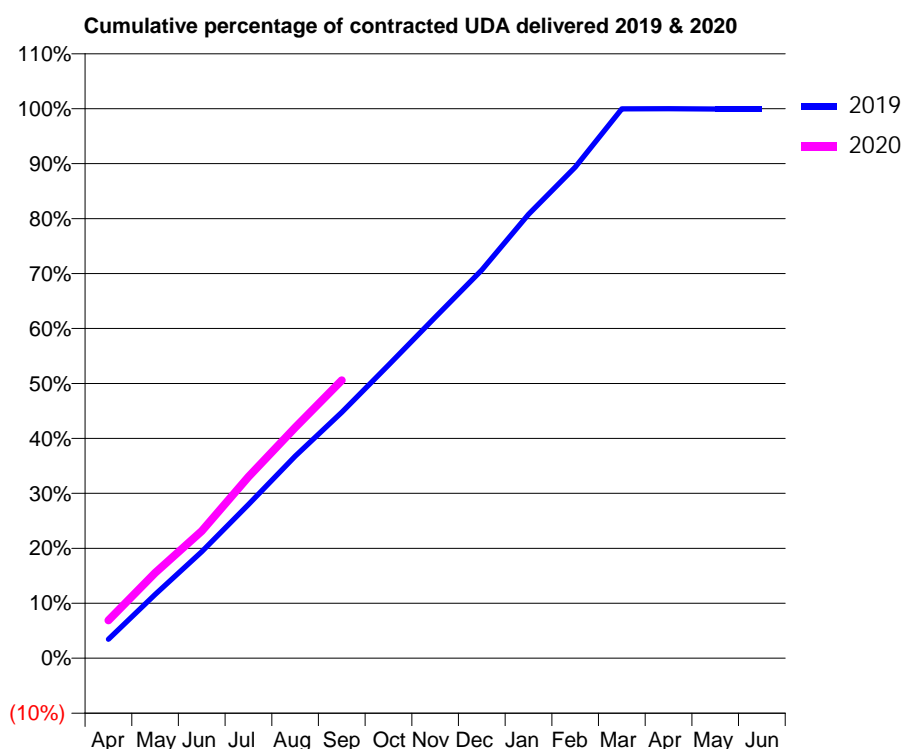
19/20 Contracted general activity (UDA)	11,850
Carry forward general activity (UDA)	0
19/20 Contracted orthodontic activity (UOA)	0
Carry forward orthodontic activity (UOA)	0
Baseline contract value	£444,043.65

ACCESS*

Patients seen in 24 months	Total	Change since previous quarter
Quarter ending September 2018	4,168	
Quarter ending December 2018	4,197	→
Quarter ending March 2019	4,077	↓
Quarter ending June 2019	4,077	→
Quarter ending September 2019	4,093	→
Variance since September 2018	(1.8%)	↓



ACTIVITY



Month	Adjusted Scheduled Activity (UDA)	
	2019	2020
April	410	819
May	1,377	1,843
June	2,298	2,741
July	3,314	3,912
August	4,357	4,977
September	5,304	5,991
October	6,322	
November	7,352	
December	8,369	
January	9,571	
February	10,590	
March	11,845	
April	11,848	
May	11,844	
June	11,844	

QUALITY

	Quantity	Base Number	Contract	AT	Region	England
% of FP17s for the same patient ID Re-attending within 3 months - Children	187	1,339	14.0%	11.5%	12.1%	11.5%
% of FP17s for the same patient ID Re-attending within 3 months - Adults	279	1,492	18.7%	16.1%	15.6%	15.4%
% of FP17s for the same patient ID Re-attending between 3 & 9 months - Children	709	1,339	52.9%	59.3%	61.2%	59.7%
% of FP17s for the same patient ID Re-attending between 3 & 9 months - Adults	685	1,492	45.9%	51.9%	54.3%	51.7%
% of FP17s for Band 1 Urgent Courses	82	2,826	2.9%	10.4%	9.1%	9.2%
% of FP17s Relating to Free Repair or Replacements	9	2,826	0.3%	0.8%	0.9%	0.7%
% of FP17s Relating to Continuations	3	2,826	0.1%	0.8%	1.0%	0.8%
% of Patients satisfied with the dentistry they have received	0	0	N/A	92.3%	94.4%	93.5%
% of Patients satisfied with the time they had to wait for an appointment	0	0	N/A	87.3%	88.1%	87.4%

* This is based on patients treated on this contract for their most recent course of treatment.

Figures in italics indicate the base number of FP17s or Patient Questionnaire responses are less than 100. N/A is shown where the base number of responses is less than 10 during the period. % is calculated as Quantity/Base number*100

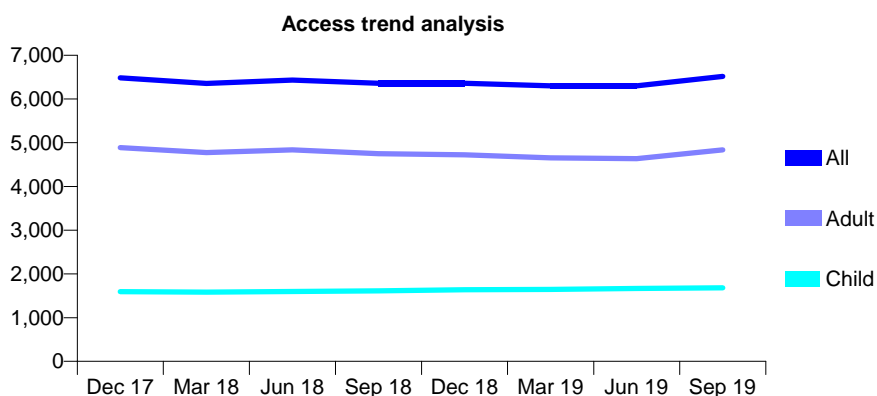
Q46 - Vital Signs At a Glance Contract Report for 161004/0001 - September 2019

Name or company name	Pearl Smile Limited
Contract type name	GDS Contract
Purpose of contract	General
Contract start date	01/04/2010
Contract end date	

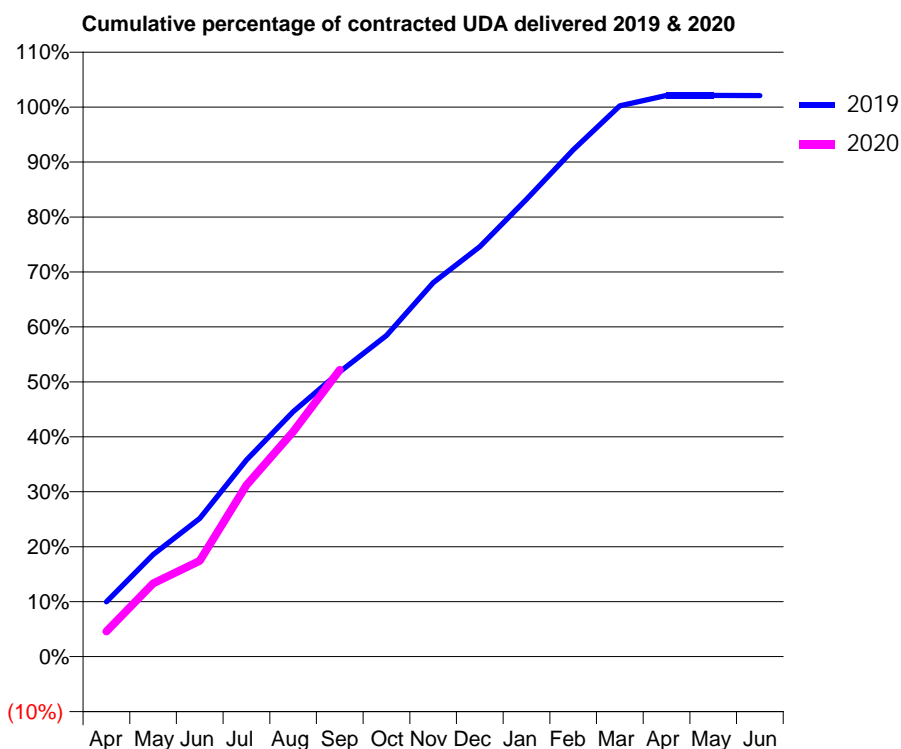
19/20 Contracted general activity (UDA)	20,052
Carry forward general activity (UDA)	0
19/20 Contracted orthodontic activity (UOA)	0
Carry forward orthodontic activity (UOA)	0
Baseline contract value	£536,252.06

ACCESS*

Patients seen in 24 months	Total	Change since previous quarter
Quarter ending September 2018	6,361	
Quarter ending December 2018	6,362	→
Quarter ending March 2019	6,301	→
Quarter ending June 2019	6,301	→
Quarter ending September 2019	6,516	↑
Variance since September 2018	2.4%	↑



ACTIVITY



Month	Adjusted Scheduled Activity (UDA)	
	2019	2020
April	2,004	921
May	3,727	2,672
June	5,045	3,496
July	7,174	6,257
August	8,936	8,206
September	10,393	10,465
October	11,717	
November	13,642	
December	14,956	
January	16,687	
February	18,493	
March	20,096	
April	20,472	
May	20,473	
June	20,470	

QUALITY

	Quantity	Base Number	Contract	AT	Region	England
% of FP17s for the same patient ID Re-attending within 3 months - Children	141	1,352	10.4%	11.5%	12.1%	11.5%
% of FP17s for the same patient ID Re-attending within 3 months - Adults	403	3,371	12.0%	16.1%	15.6%	15.4%
% of FP17s for the same patient ID Re-attending between 3 & 9 months - Children	850	1,352	62.9%	59.3%	61.2%	59.7%
% of FP17s for the same patient ID Re-attending between 3 & 9 months - Adults	1,824	3,371	54.1%	51.9%	54.3%	51.7%
% of FP17s for Band 1 Urgent Courses	224	4,519	5.0%	10.4%	9.1%	9.2%
% of FP17s Relating to Free Repair or Replacements	32	4,519	0.7%	0.8%	0.9%	0.7%
% of FP17s Relating to Continuations	1	4,519	0.0%	0.8%	1.0%	0.8%
% of Patients satisfied with the dentistry they have received	1	1	N/A	92.3%	94.4%	93.5%
% of Patients satisfied with the time they had to wait for an appointment	1	1	N/A	87.3%	88.1%	87.4%

* This is based on patients treated on this contract for their most recent course of treatment. Figures in italics indicate the base number of FP17s or Patient Questionnaire responses are less than 100. N/A is shown where the base number of responses is less than 10 during the period. % is calculated as Quantity/Base number*100

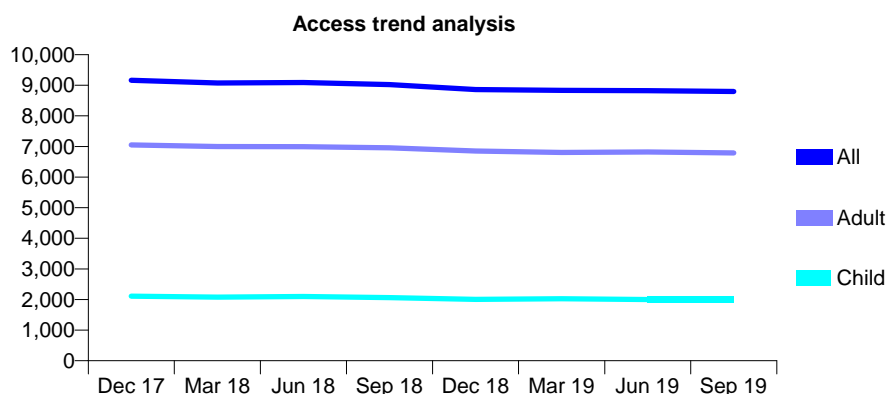
Q46 - Vital Signs At a Glance Contract Report for 162426/0001 - September 2019

Name or company name	Alemdent Limited
Contract type name	GDS Contract
Purpose of contract	General
Contract start date	01/05/2009
Contract end date	

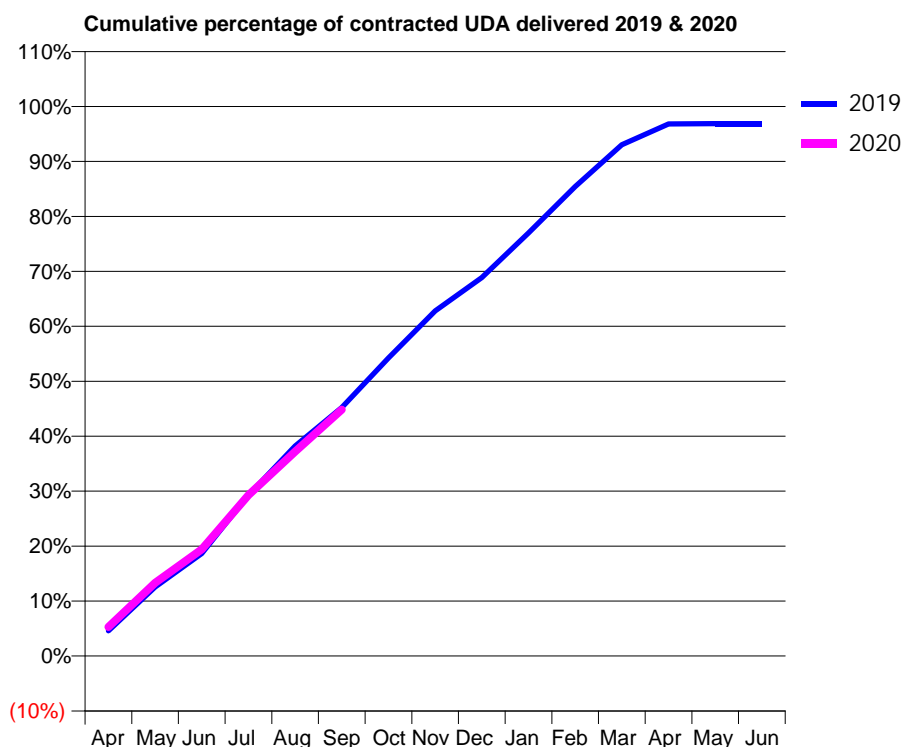
19/20 Contracted general activity (UDA)	30,215
Carry forward general activity (UDA)	0
19/20 Contracted orthodontic activity (UOA)	0
Carry forward orthodontic activity (UOA)	0
Baseline contract value	£957,924.24

ACCESS*

Patients seen in 24 months	Total	Change since previous quarter
Quarter ending September 2018	9,022	
Quarter ending December 2018	8,861	↓
Quarter ending March 2019	8,833	→
Quarter ending June 2019	8,825	→
Quarter ending September 2019	8,794	→
Variance since September 2018	(2.5%)	↓



ACTIVITY



Month	Adjusted Scheduled Activity (UDA)	
	2019	2020
April	1,389	1,595
May	3,792	4,031
June	5,637	5,862
July	8,843	8,847
August	11,551	11,246
September	13,666	13,546
October	16,392	
November	18,978	
December	20,803	
January	23,263	
February	25,813	
March	28,106	
April	29,250	
May	29,275	
June	29,271	

QUALITY

	Quantity	Base Number	Contract	AT	Region	England
% of FP17s for the same patient ID Re-attending within 3 months - Children	135	1,553	8.7%	11.5%	12.1%	11.5%
% of FP17s for the same patient ID Re-attending within 3 months - Adults	488	4,503	10.8%	16.1%	15.6%	15.4%
% of FP17s for the same patient ID Re-attending between 3 & 9 months - Children	989	1,553	63.7%	59.3%	61.2%	59.7%
% of FP17s for the same patient ID Re-attending between 3 & 9 months - Adults	2,353	4,503	52.3%	51.9%	54.3%	51.7%
% of FP17s for Band 1 Urgent Courses	460	5,690	8.1%	10.4%	9.1%	9.2%
% of FP17s Relating to Free Repair or Replacements	61	5,690	1.1%	0.8%	0.9%	0.7%
% of FP17s Relating to Continuations	90	5,690	1.6%	0.8%	1.0%	0.8%
% of Patients satisfied with the dentistry they have received	0	0	N/A	92.3%	94.4%	93.5%
% of Patients satisfied with the time they had to wait for an appointment	0	0	N/A	87.3%	88.1%	87.4%

* This is based on patients treated on this contract for their most recent course of treatment. Figures in italics indicate the base number of FP17s or Patient Questionnaire responses are less than 100. N/A is shown where the base number of responses is less than 10 during the period. % is calculated as Quantity/Base number*100

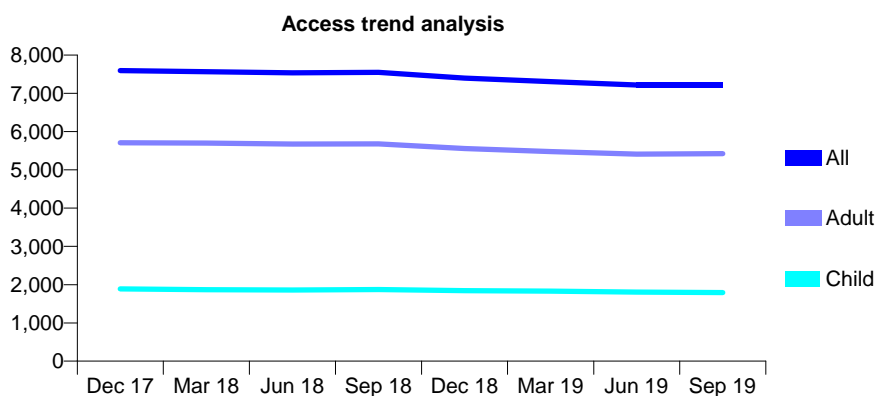
Q46 - Vital Signs At a Glance Contract Report for 162930/0001 - September 2019

Name or company name	Silverdale Dental Practice
Contract type name	GDS Contract
Purpose of contract	General
Contract start date	01/05/2009
Contract end date	

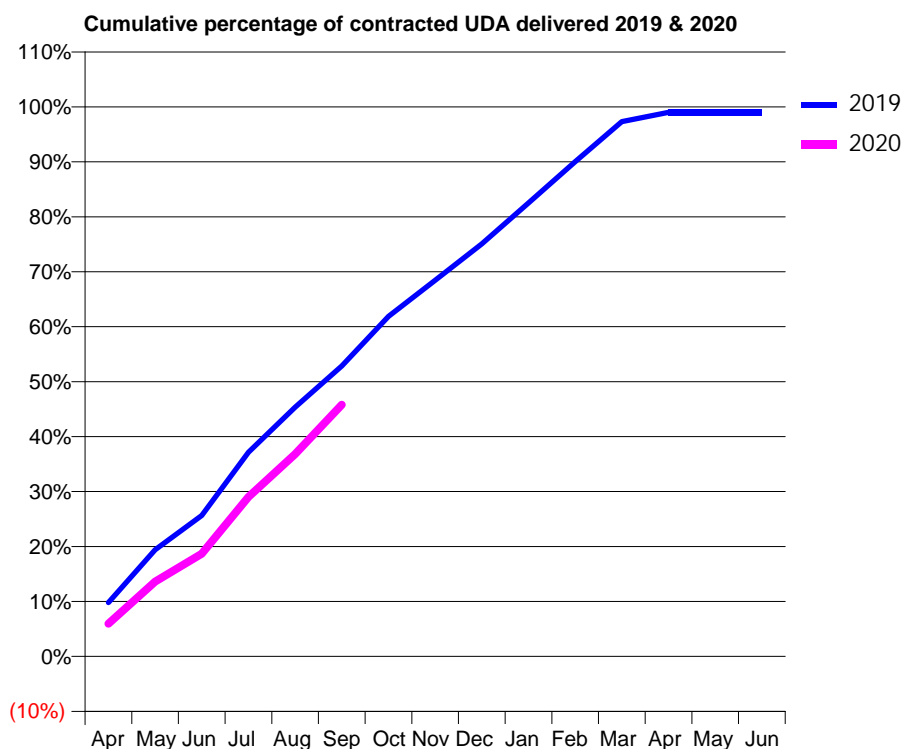
19/20 Contracted general activity (UDA)	21,652
Carry forward general activity (UDA)	0
19/20 Contracted orthodontic activity (UOA)	0
Carry forward orthodontic activity (UOA)	0
Baseline contract value	£737,661.35

ACCESS*

Patients seen in 24 months	Total	Change since previous quarter
Quarter ending September 2018	7,550	
Quarter ending December 2018	7,399	↓
Quarter ending March 2019	7,304	↓
Quarter ending June 2019	7,216	↓
Quarter ending September 2019	7,218	→
Variance since September 2018	(4.4%)	↓



ACTIVITY



Month	2019	2020
April	2,121	1,289
May	4,205	2,949
June	5,549	4,050
July	8,043	6,283
August	9,823	7,974
September	11,439	9,915
October	13,396	
November	14,820	
December	16,253	
January	17,865	
February	19,493	
March	21,071	
April	21,437	
May	21,435	
June	21,435	

QUALITY

	Quantity	Base Number	Contract	AT	Region	England
% of FP17s for the same patient ID Re-attending within 3 months - Children	78	1,276	6.1%	11.5%	12.1%	11.5%
% of FP17s for the same patient ID Re-attending within 3 months - Adults	429	3,794	11.3%	16.1%	15.6%	15.4%
% of FP17s for the same patient ID Re-attending between 3 & 9 months - Children	748	1,276	58.6%	59.3%	61.2%	59.7%
% of FP17s for the same patient ID Re-attending between 3 & 9 months - Adults	2,107	3,794	55.5%	51.9%	54.3%	51.7%
% of FP17s for Band 1 Urgent Courses	402	4,864	8.3%	10.4%	9.1%	9.2%
% of FP17s Relating to Free Repair or Replacements	20	4,864	0.4%	0.8%	0.9%	0.7%
% of FP17s Relating to Continuations	93	4,864	1.9%	0.8%	1.0%	0.8%
% of Patients satisfied with the dentistry they have received	1	1	N/A	92.3%	94.4%	93.5%
% of Patients satisfied with the time they had to wait for an appointment	1	1	N/A	87.3%	88.1%	87.4%

* This is based on patients treated on this contract for their most recent course of treatment. Figures in italics indicate the base number of FP17s or Patient Questionnaire responses are less than 100. N/A is shown where the base number of responses is less than 10 during the period. % is calculated as Quantity/Base number*100

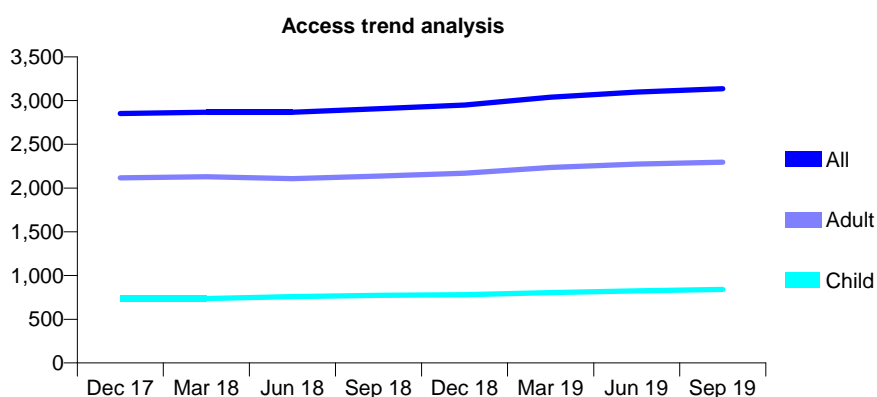
Q46 - Vital Signs At a Glance Contract Report for 163600/0001 - September 2019

Name or company name	Freedom Dental
Contract type name	GDS Contract
Purpose of contract	General
Contract start date	01/04/2006
Contract end date	

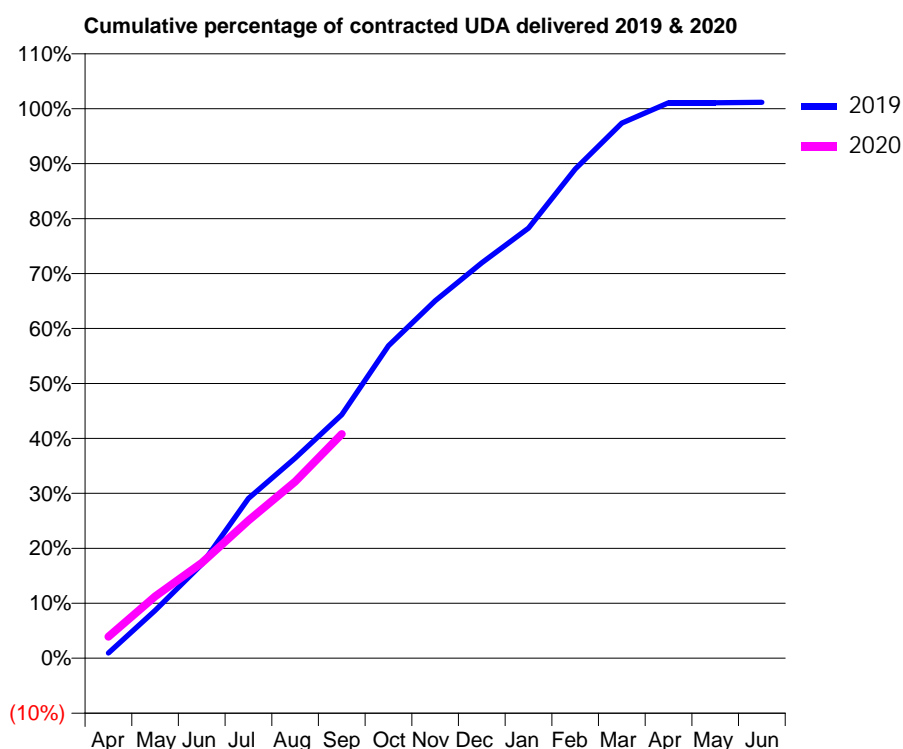
19/20 Contracted general activity (UDA)	9,486
Carry forward general activity (UDA)	0
19/20 Contracted orthodontic activity (UOA)	0
Carry forward orthodontic activity (UOA)	0
Baseline contract value	£290,570.50

ACCESS*

Patients seen in 24 months	Total	Change since previous quarter
Quarter ending September 2018	2,908	
Quarter ending December 2018	2,949	→
Quarter ending March 2019	3,039	↑
Quarter ending June 2019	3,098	→
Quarter ending September 2019	3,137	→
Variance since September 2018	7.9%	↑



ACTIVITY



Month	2019	2020
April	90	371
May	826	1,070
June	1,621	1,646
July	2,759	2,377
August	3,454	3,049
September	4,205	3,869
October	5,394	
November	6,171	
December	6,825	
January	7,425	
February	8,445	
March	9,237	
April	9,586	
May	9,587	
June	9,595	

QUALITY

	Quantity	Base Number	Contract	AT	Region	England
% of FP17s for the same patient ID Re-attending within 3 months - Children	84	779	10.8%	11.5%	12.1%	11.5%
% of FP17s for the same patient ID Re-attending within 3 months - Adults	224	1,829	12.2%	16.1%	15.6%	15.4%
% of FP17s for the same patient ID Re-attending between 3 & 9 months - Children	546	779	70.1%	59.3%	61.2%	59.7%
% of FP17s for the same patient ID Re-attending between 3 & 9 months - Adults	1,203	1,829	65.8%	51.9%	54.3%	51.7%
% of FP17s for Band 1 Urgent Courses	197	2,401	8.2%	10.4%	9.1%	9.2%
% of FP17s Relating to Free Repair or Replacements	14	2,401	0.6%	0.8%	0.9%	0.7%
% of FP17s Relating to Continuations	4	2,401	0.2%	0.8%	1.0%	0.8%
% of Patients satisfied with the dentistry they have received	1	1	N/A	92.3%	94.4%	93.5%
% of Patients satisfied with the time they had to wait for an appointment	1	1	N/A	87.3%	88.1%	87.4%

* This is based on patients treated on this contract for their most recent course of treatment. Figures in italics indicate the base number of FP17s or Patient Questionnaire responses are less than 100. N/A is shown where the base number of responses is less than 10 during the period. % is calculated as Quantity/Base number*100

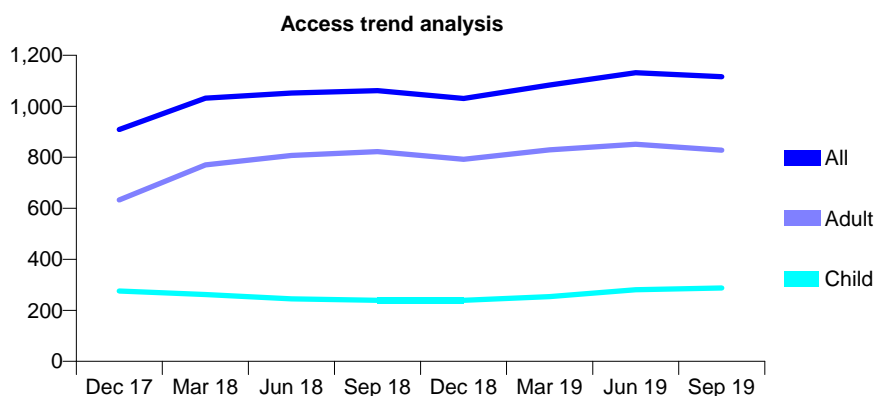
Q46 - Vital Signs At a Glance Contract Report for 163600/0002 - September 2019

Name or company name	Precision Dental Clinic
Contract type name	GDS Contract
Purpose of contract	General
Contract start date	01/04/2006
Contract end date	

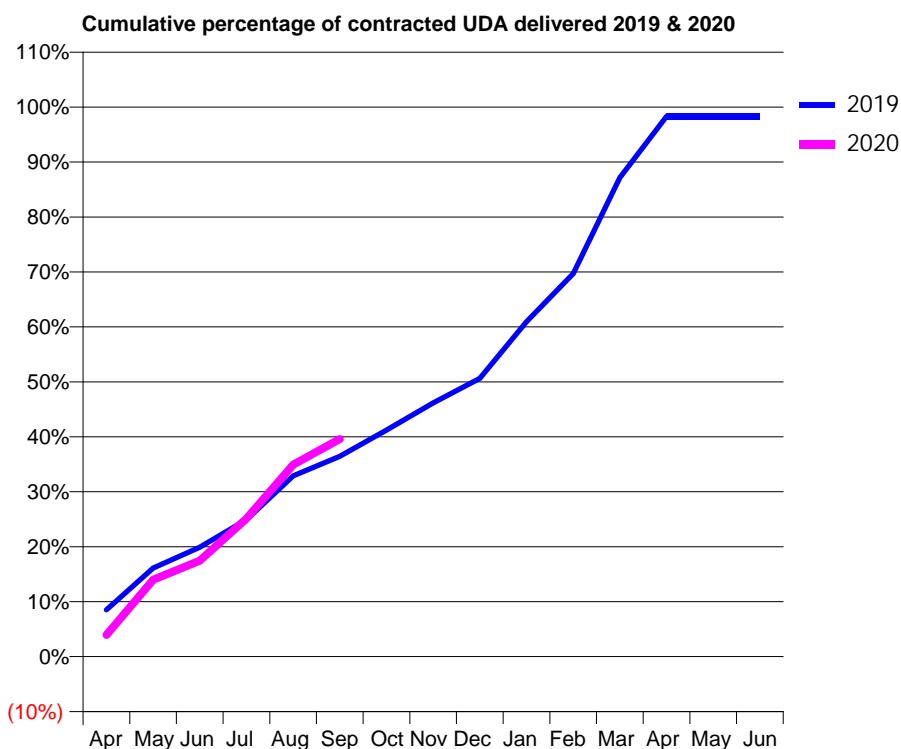
19/20 Contracted general activity (UDA)	3,500
Carry forward general activity (UDA)	0
19/20 Contracted orthodontic activity (UOA)	0
Carry forward orthodontic activity (UOA)	0
Baseline contract value	£125,698.35

ACCESS*

Patients seen in 24 months	Total	Change since previous quarter
Quarter ending September 2018	1,061	
Quarter ending December 2018	1,031	↓
Quarter ending March 2019	1,083	↑
Quarter ending June 2019	1,132	↑
Quarter ending September 2019	1,116	↓
Variance since September 2018	5.2%	↑



ACTIVITY



Month	Adjusted Scheduled Activity (UDA)	
	2019	2020
April	298	138
May	564	489
June	697	611
July	872	880
August	1,151	1,223
September	1,276	1,386
October	1,443	
November	1,616	
December	1,772	
January	2,133	
February	2,439	
March	3,051	
April	3,440	
May	3,440	
June	3,440	

QUALITY

	Quantity	Base Number	Contract	AT	Region	England
% of FP17s for the same patient ID Re-attending within 3 months - Children	10	201	5.0%	11.5%	12.1%	11.5%
% of FP17s for the same patient ID Re-attending within 3 months - Adults	32	409	7.8%	16.1%	15.6%	15.4%
% of FP17s for the same patient ID Re-attending between 3 & 9 months - Children	102	201	50.7%	59.3%	61.2%	59.7%
% of FP17s for the same patient ID Re-attending between 3 & 9 months - Adults	213	409	52.1%	51.9%	54.3%	51.7%
% of FP17s for Band 1 Urgent Courses	3	516	0.6%	10.4%	9.1%	9.2%
% of FP17s Relating to Free Repair or Replacements	1	516	0.2%	0.8%	0.9%	0.7%
% of FP17s Relating to Continuations	0	516	0.0%	0.8%	1.0%	0.8%
% of Patients satisfied with the dentistry they have received	0	0	N/A	92.3%	94.4%	93.5%
% of Patients satisfied with the time they had to wait for an appointment	0	0	N/A	87.3%	88.1%	87.4%

* This is based on patients treated on this contract for their most recent course of treatment. Figures in italics indicate the base number of FP17s or Patient Questionnaire responses are less than 100. N/A is shown where the base number of responses is less than 10 during the period. % is calculated as Quantity/Base number*100

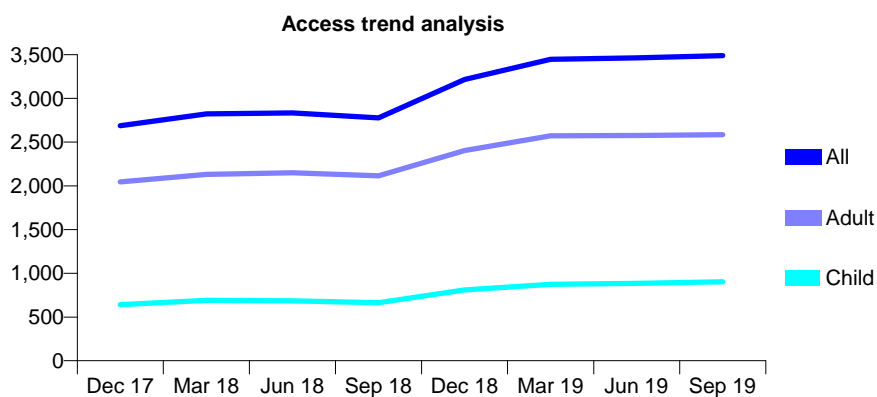
Q46 - Vital Signs At a Glance Contract Report for 163821/0001 - September 2019

Name or company name	Synergy Dental Clinic Bury Ltd
Contract type name	GDS Contract
Purpose of contract	General
Contract start date	01/04/2014
Contract end date	

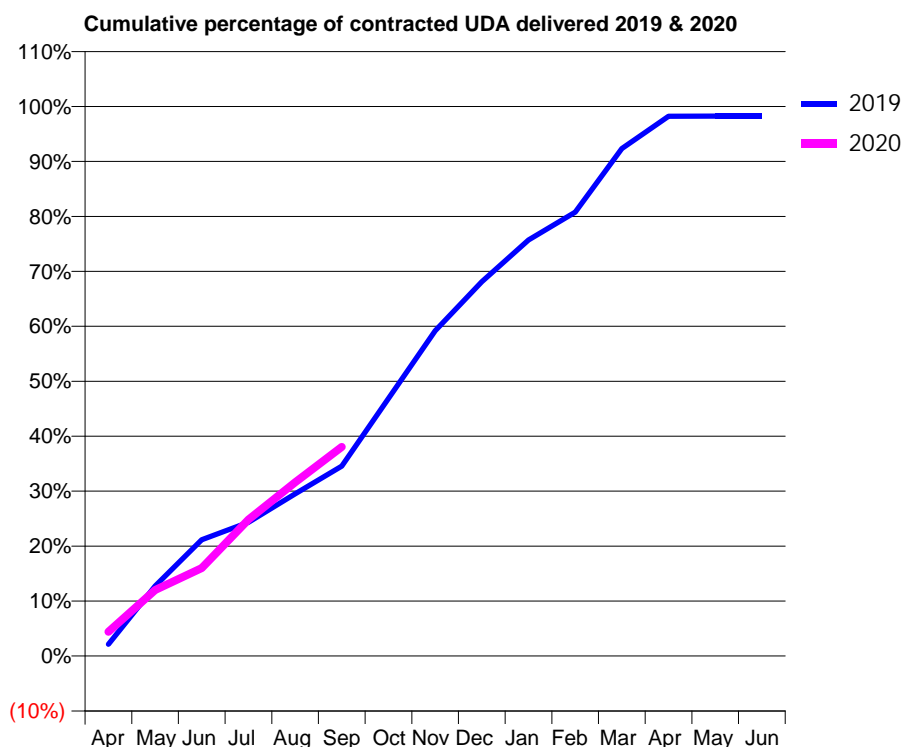
19/20 Contracted general activity (UDA)	8,267
Carry forward general activity (UDA)	0
19/20 Contracted orthodontic activity (UOA)	0
Carry forward orthodontic activity (UOA)	0
Baseline contract value	£200,209.07

ACCESS*

Patients seen in 24 months	Total	Change since previous quarter
Quarter ending September 2018	2,778	
Quarter ending December 2018	3,215	↑
Quarter ending March 2019	3,447	↑
Quarter ending June 2019	3,463	→
Quarter ending September 2019	3,488	→
Variance since September 2018	25.6%	↑



ACTIVITY



Month	Adjusted Scheduled Activity (UDA)	
	2019	2020
April	178	364
May	1,054	995
June	1,748	1,322
July	2,011	2,054
August	2,441	2,613
September	2,855	3,147
October	3,875	
November	4,894	
December	5,631	
January	6,257	
February	6,677	
March	7,632	
April	8,120	
May	8,121	
June	8,121	

QUALITY

	Quantity	Base Number	Contract	AT	Region	England
% of FP17s for the same patient ID Re-attending within 3 months - Children	24	680	3.5%	11.5%	12.1%	11.5%
% of FP17s for the same patient ID Re-attending within 3 months - Adults	166	1,384	12.0%	16.1%	15.6%	15.4%
% of FP17s for the same patient ID Re-attending between 3 & 9 months - Children	459	680	67.5%	59.3%	61.2%	59.7%
% of FP17s for the same patient ID Re-attending between 3 & 9 months - Adults	849	1,384	61.3%	51.9%	54.3%	51.7%
% of FP17s for Band 1 Urgent Courses	145	1,821	8.0%	10.4%	9.1%	9.2%
% of FP17s Relating to Free Repair or Replacements	7	1,821	0.4%	0.8%	0.9%	0.7%
% of FP17s Relating to Continuations	1	1,821	0.1%	0.8%	1.0%	0.8%
% of Patients satisfied with the dentistry they have received	0	0	N/A	92.3%	94.4%	93.5%
% of Patients satisfied with the time they had to wait for an appointment	0	0	N/A	87.3%	88.1%	87.4%

* This is based on patients treated on this contract for their most recent course of treatment. Figures in italics indicate the base number of FP17s or Patient Questionnaire responses are less than 100. N/A is shown where the base number of responses is less than 10 during the period. % is calculated as Quantity/Base number*100

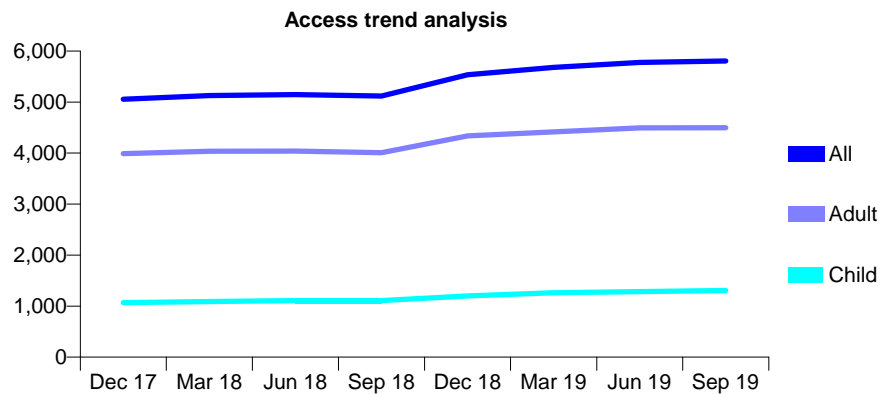
Q46 - Vital Signs At a Glance Contract Report for 164054/0001 - September 2019

Name or company name	Hope Dental Practice Limited
Contract type name	GDS Contract
Purpose of contract	General
Contract start date	01/06/2015
Contract end date	

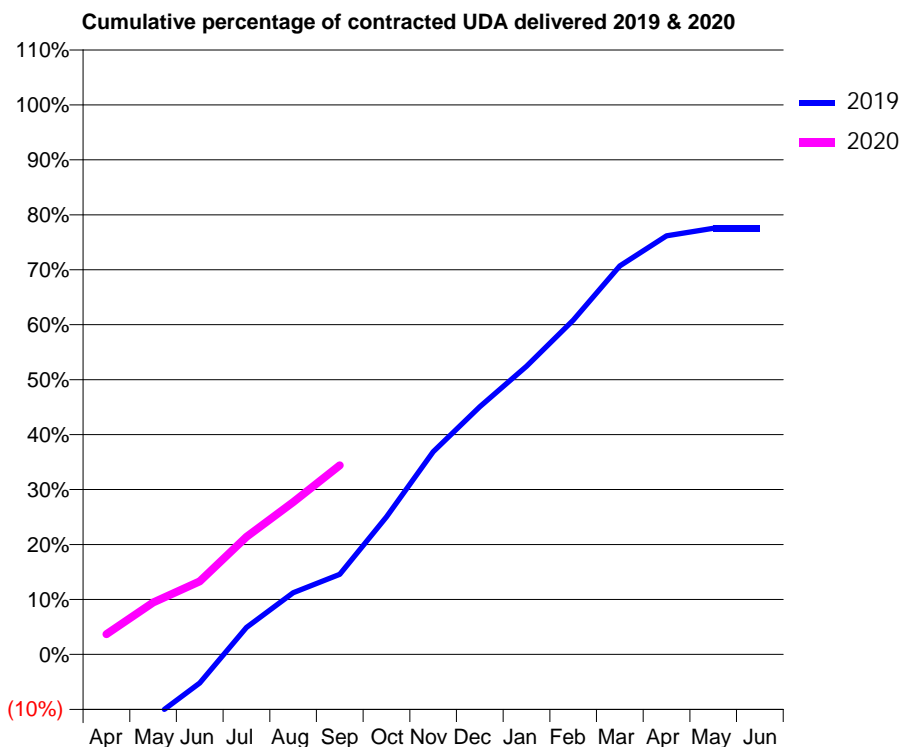
19/20 Contracted general activity (UDA)	17,021
Carry forward general activity (UDA)	0
19/20 Contracted orthodontic activity (UOA)	0
Carry forward orthodontic activity (UOA)	0
Baseline contract value	£616,436.48

ACCESS*

Patients seen in 24 months	Total	Change since previous quarter
Quarter ending September 2018	5,118	
Quarter ending December 2018	5,537	↑
Quarter ending March 2019	5,680	↑
Quarter ending June 2019	5,776	→
Quarter ending September 2019	5,804	→
Variance since September 2018	13.4%	↑



ACTIVITY



Month	Adjusted Scheduled Activity (UDA)	
	2019	2020
April	-3,010	626
May	-1,969	1,607
June	-890	2,264
July	837	3,640
August	1,911	4,718
September	2,482	5,858
October	4,262	
November	6,279	
December	7,671	
January	8,925	
February	10,352	
March	12,035	
April	12,964	
May	13,201	
June	13,198	

QUALITY

	Quantity	Base Number	Contract	AT	Region	England
% of FP17s for the same patient ID Re-attending within 3 months - Children	93	901	10.3%	11.5%	12.1%	11.5%
% of FP17s for the same patient ID Re-attending within 3 months - Adults	252	2,650	9.5%	16.1%	15.6%	15.4%
% of FP17s for the same patient ID Re-attending between 3 & 9 months - Children	494	901	54.8%	59.3%	61.2%	59.7%
% of FP17s for the same patient ID Re-attending between 3 & 9 months - Adults	1,355	2,650	51.1%	51.9%	54.3%	51.7%
% of FP17s for Band 1 Urgent Courses	198	3,126	6.3%	10.4%	9.1%	9.2%
% of FP17s Relating to Free Repair or Replacements	41	3,126	1.3%	0.8%	0.9%	0.7%
% of FP17s Relating to Continuations	1	3,126	0.0%	0.8%	1.0%	0.8%
% of Patients satisfied with the dentistry they have received	1	1	N/A	92.3%	94.4%	93.5%
% of Patients satisfied with the time they had to wait for an appointment	1	1	N/A	87.3%	88.1%	87.4%

* This is based on patients treated on this contract for their most recent course of treatment. Figures in italics indicate the base number of FP17s or Patient Questionnaire responses are less than 100. N/A is shown where the base number of responses is less than 10 during the period. % is calculated as Quantity/Base number*100

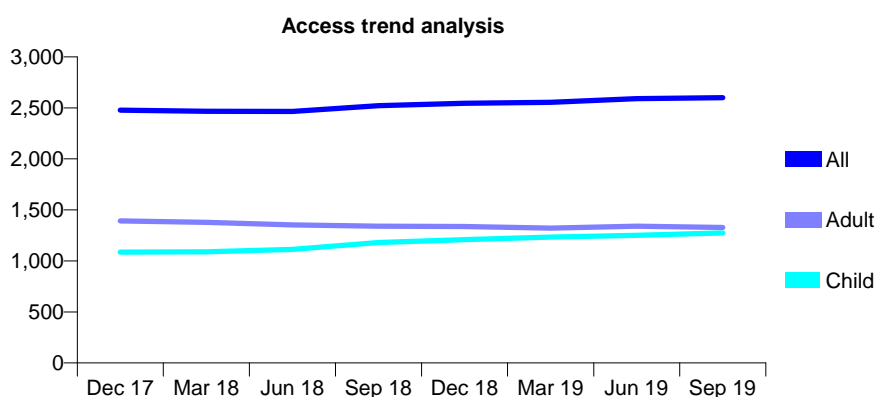
Q46 - Vital Signs At a Glance Contract Report for 165255/0001 - September 2019

Name or company name	Pritchards Dental Practice Ltd
Contract type name	GDS Contract
Purpose of contract	General
Contract start date	01/10/2013
Contract end date	

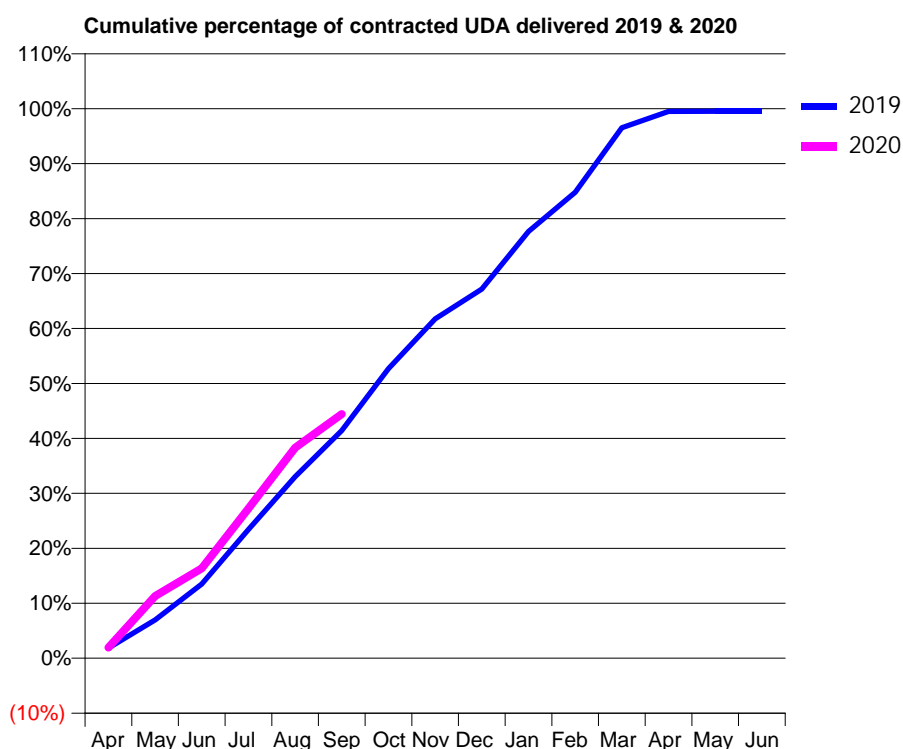
19/20 Contracted general activity (UDA)	6,428
Carry forward general activity (UDA)	0
19/20 Contracted orthodontic activity (UOA)	0
Carry forward orthodontic activity (UOA)	0
Baseline contract value	£178,400.94

ACCESS*

Patients seen in 24 months	Total	Change since previous quarter
Quarter ending September 2018	2,521	
Quarter ending December 2018	2,544	→
Quarter ending March 2019	2,555	→
Quarter ending June 2019	2,590	→
Quarter ending September 2019	2,601	→
Variance since September 2018	3.2%	↑



ACTIVITY



Month	2019	2020
April	120	124
May	449	728
June	868	1,050
July	1,506	1,751
August	2,123	2,462
September	2,664	2,855
October	3,387	
November	3,970	
December	4,319	
January	4,991	
February	5,449	
March	6,205	
April	6,394	
May	6,397	
June	6,397	

QUALITY

	Quantity	Base Number	Contract	AT	Region	England
% of FP17s for the same patient ID Re-attending within 3 months - Children	81	1,034	7.8%	11.5%	12.1%	11.5%
% of FP17s for the same patient ID Re-attending within 3 months - Adults	164	975	16.8%	16.1%	15.6%	15.4%
% of FP17s for the same patient ID Re-attending between 3 & 9 months - Children	701	1,034	67.8%	59.3%	61.2%	59.7%
% of FP17s for the same patient ID Re-attending between 3 & 9 months - Adults	570	975	58.5%	51.9%	54.3%	51.7%
% of FP17s for Band 1 Urgent Courses	94	1,569	6.0%	10.4%	9.1%	9.2%
% of FP17s Relating to Free Repair or Replacements	6	1,569	0.4%	0.8%	0.9%	0.7%
% of FP17s Relating to Continuations	0	1,569	0.0%	0.8%	1.0%	0.8%
% of Patients satisfied with the dentistry they have received	0	0	N/A	92.3%	94.4%	93.5%
% of Patients satisfied with the time they had to wait for an appointment	0	0	N/A	87.3%	88.1%	87.4%

* This is based on patients treated on this contract for their most recent course of treatment.

Figures in italics indicate the base number of FP17s or Patient Questionnaire responses are less than 100. N/A is shown where the base number of responses is less than 10 during the period. % is calculated as Quantity/Base number*100

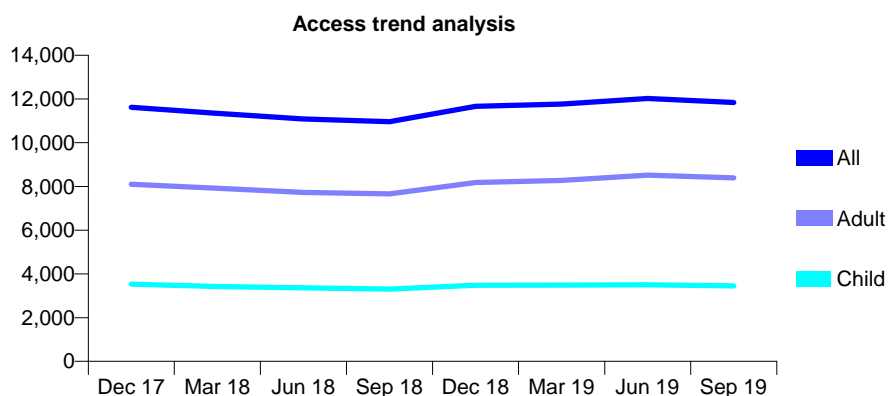
Q46 - Vital Signs At a Glance Contract Report for 165263/0001 - September 2019

Name or company name	Chariwala Smile Ltd
Contract type name	GDS Contract
Purpose of contract	General
Contract start date	01/11/2013
Contract end date	

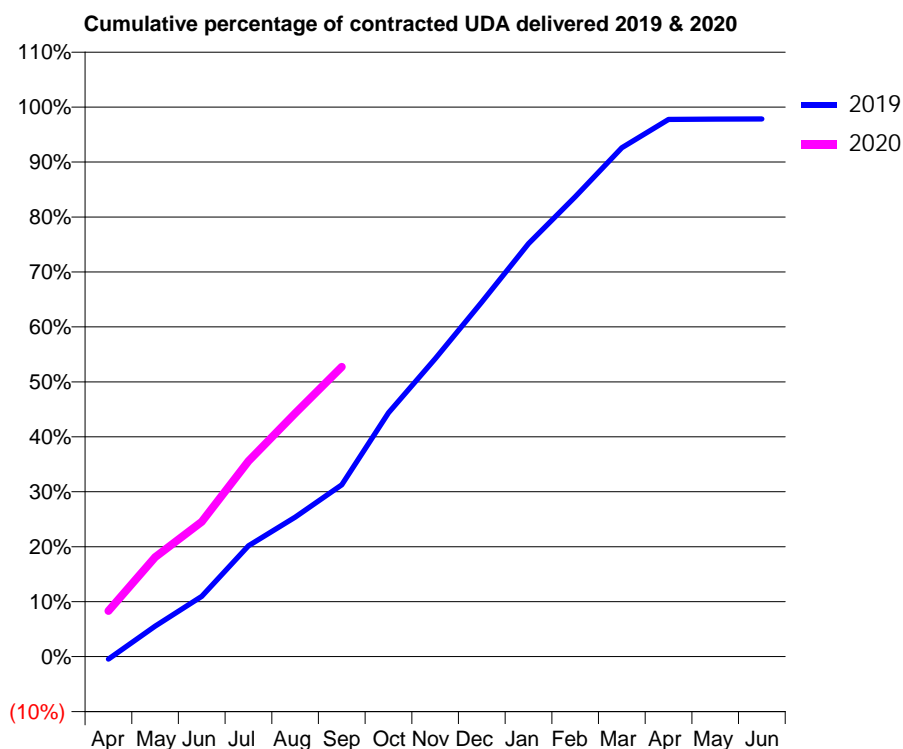
19/20 Contracted general activity (UDA)	35,327
Carry forward general activity (UDA)	0
19/20 Contracted orthodontic activity (UOA)	0
Carry forward orthodontic activity (UOA)	0
Baseline contract value	£946,494.13

ACCESS*

Patients seen in 24 months	Total	Change since previous quarter
Quarter ending September 2018	10,957	
Quarter ending December 2018	11,664	↑
Quarter ending March 2019	11,764	→
Quarter ending June 2019	12,021	↑
Quarter ending September 2019	11,843	↓
Variance since September 2018	8.1%	↑



ACTIVITY



Month	Adjusted Scheduled Activity (UDA)	
	2019	2020
April	-165	2,933
May	1,961	6,389
June	3,881	8,674
July	7,126	12,564
August	8,959	15,640
September	11,047	18,627
October	15,675	
November	19,154	
December	22,792	
January	26,543	
February	29,566	
March	32,708	
April	34,523	
May	34,550	
June	34,565	

QUALITY

	Quantity	Base Number	Contract	AT	Region	England
% of FP17s for the same patient ID Re-attending within 3 months - Children	175	2,787	6.3%	11.5%	12.1%	11.5%
% of FP17s for the same patient ID Re-attending within 3 months - Adults	936	6,530	14.3%	16.1%	15.6%	15.4%
% of FP17s for the same patient ID Re-attending between 3 & 9 months - Children	1,803	2,787	64.7%	59.3%	61.2%	59.7%
% of FP17s for the same patient ID Re-attending between 3 & 9 months - Adults	3,564	6,530	54.6%	51.9%	54.3%	51.7%
% of FP17s for Band 1 Urgent Courses	641	8,680	7.4%	10.4%	9.1%	9.2%
% of FP17s Relating to Free Repair or Replacements	59	8,680	0.7%	0.8%	0.9%	0.7%
% of FP17s Relating to Continuations	68	8,680	0.8%	0.8%	1.0%	0.8%
% of Patients satisfied with the dentistry they have received	1	1	N/A	92.3%	94.4%	93.5%
% of Patients satisfied with the time they had to wait for an appointment	1	1	N/A	87.3%	88.1%	87.4%

* This is based on patients treated on this contract for their most recent course of treatment. Figures in italics indicate the base number of FP17s or Patient Questionnaire responses are less than 100. N/A is shown where the base number of responses is less than 10 during the period. % is calculated as Quantity/Base number*100

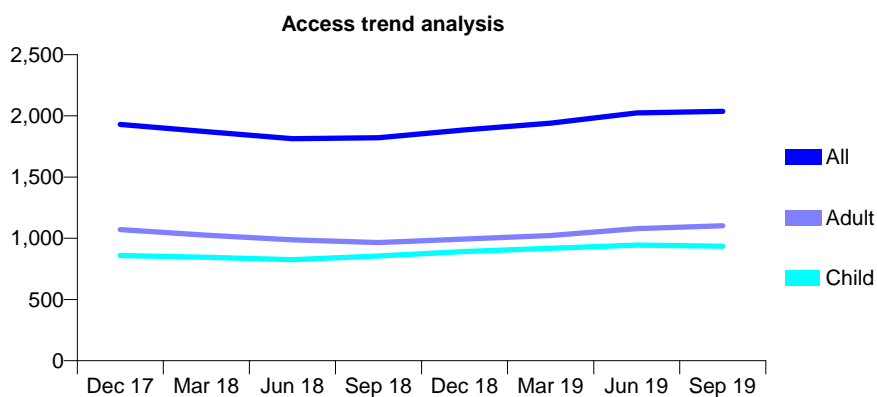
Q46 - Vital Signs At a Glance Contract Report for 165433/0001 - September 2019

Name or company name	Park House Brinnington
Contract type name	GDS Contract
Purpose of contract	General
Contract start date	01/01/2011
Contract end date	

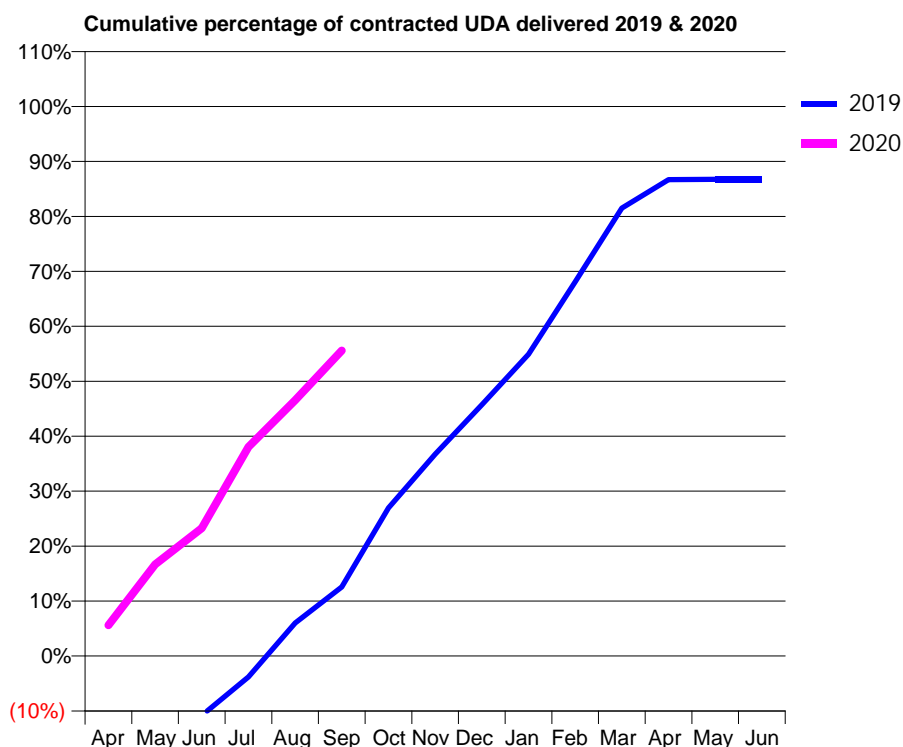
19/20 Contracted general activity (UDA)	6,500
Carry forward general activity (UDA)	0
19/20 Contracted orthodontic activity (UOA)	0
Carry forward orthodontic activity (UOA)	0
Baseline contract value	£172,977.17

ACCESS*

Patients seen in 24 months	Total	Change since previous quarter
Quarter ending September 2018	1,822	
Quarter ending December 2018	1,886	↑
Quarter ending March 2019	1,941	↑
Quarter ending June 2019	2,024	↑
Quarter ending September 2019	2,038	→
Variance since September 2018	11.9%	↑



ACTIVITY



Month	Adjusted Scheduled Activity (UDA)	
	2019	2020
April	-1,526	366
May	-990	1,085
June	-705	1,512
July	-248	2,474
August	390	3,027
September	818	3,613
October	1,752	
November	2,389	
December	2,970	
January	3,569	
February	4,426	
March	5,297	
April	5,635	
May	5,638	
June	5,638	

QUALITY

	Quantity	Base Number	Contract	AT	Region	England
% of FP17s for the same patient ID Re-attending within 3 months - Children	115	746	15.4%	11.5%	12.1%	11.5%
% of FP17s for the same patient ID Re-attending within 3 months - Adults	167	755	22.1%	16.1%	15.6%	15.4%
% of FP17s for the same patient ID Re-attending between 3 & 9 months - Children	390	746	52.3%	59.3%	61.2%	59.7%
% of FP17s for the same patient ID Re-attending between 3 & 9 months - Adults	261	755	34.6%	51.9%	54.3%	51.7%
% of FP17s for Band 1 Urgent Courses	125	1,398	8.9%	10.4%	9.1%	9.2%
% of FP17s Relating to Free Repair or Replacements	15	1,398	1.1%	0.8%	0.9%	0.7%
% of FP17s Relating to Continuations	5	1,398	0.4%	0.8%	1.0%	0.8%
% of Patients satisfied with the dentistry they have received	1	1	N/A	92.3%	94.4%	93.5%
% of Patients satisfied with the time they had to wait for an appointment	1	1	N/A	87.3%	88.1%	87.4%

* This is based on patients treated on this contract for their most recent course of treatment. Figures in italics indicate the base number of FP17s or Patient Questionnaire responses are less than 100. N/A is shown where the base number of responses is less than 10 during the period. % is calculated as Quantity/Base number*100

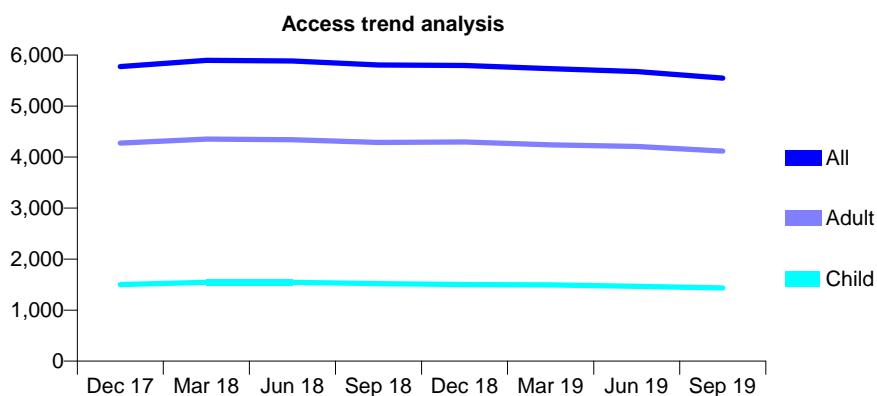
Q46 - Vital Signs At a Glance Contract Report for 165905/0001 - September 2019

Name or company name	New Moston Dental Centre
Contract type name	GDS Contract
Purpose of contract	General
Contract start date	01/04/2009
Contract end date	

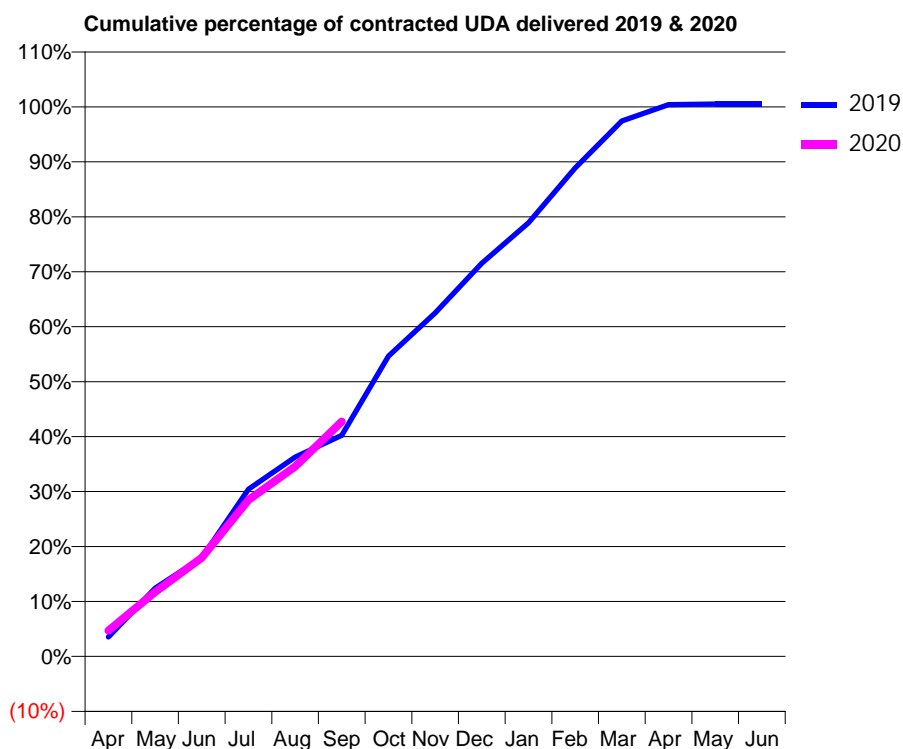
19/20 Contracted general activity (UDA)	19,737
Carry forward general activity (UDA)	0
19/20 Contracted orthodontic activity (UOA)	0
Carry forward orthodontic activity (UOA)	0
Baseline contract value	£602,118.60

ACCESS*

Patients seen in 24 months	Total	Change since previous quarter
Quarter ending September 2018	5,806	
Quarter ending December 2018	5,798	→
Quarter ending March 2019	5,733	↓
Quarter ending June 2019	5,677	→
Quarter ending September 2019	5,550	↓
Variance since September 2018	(4.4%)	↓



ACTIVITY



Month	2019	2020
April	690	933
May	2,426	2,317
June	3,511	3,544
July	5,943	5,620
August	7,085	6,824
September	7,862	8,439
October	10,681	
November	12,214	
December	13,975	
January	15,418	
February	17,372	
March	19,036	
April	19,618	
May	19,641	
June	19,640	

QUALITY

	Quantity	Base Number	Contract	AT	Region	England
% of FP17s for the same patient ID Re-attending within 3 months - Children	181	1,185	15.3%	11.5%	12.1%	11.5%
% of FP17s for the same patient ID Re-attending within 3 months - Adults	410	2,867	14.3%	16.1%	15.6%	15.4%
% of FP17s for the same patient ID Re-attending between 3 & 9 months - Children	754	1,185	63.6%	59.3%	61.2%	59.7%
% of FP17s for the same patient ID Re-attending between 3 & 9 months - Adults	1,812	2,867	63.2%	51.9%	54.3%	51.7%
% of FP17s for Band 1 Urgent Courses	278	3,817	7.3%	10.4%	9.1%	9.2%
% of FP17s Relating to Free Repair or Replacements	41	3,817	1.1%	0.8%	0.9%	0.7%
% of FP17s Relating to Continuations	24	3,817	0.6%	0.8%	1.0%	0.8%
% of Patients satisfied with the dentistry they have received	0	0	N/A	92.3%	94.4%	93.5%
% of Patients satisfied with the time they had to wait for an appointment	0	0	N/A	87.3%	88.1%	87.4%

* This is based on patients treated on this contract for their most recent course of treatment. Figures in italics indicate the base number of FP17s or Patient Questionnaire responses are less than 100. N/A is shown where the base number of responses is less than 10 during the period. % is calculated as Quantity/Base number*100

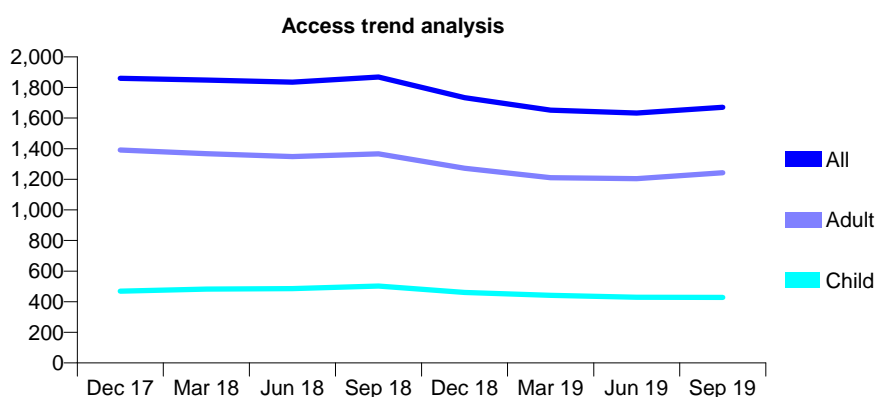
Q46 - Vital Signs At a Glance Contract Report for 166049/0001 - September 2019

Name or company name	MISS R DHARIWAL
Contract type name	GDS Contract
Purpose of contract	General
Contract start date	01/07/2015
Contract end date	

19/20 Contracted general activity (UDA)	8,633
Carry forward general activity (UDA)	0
19/20 Contracted orthodontic activity (UOA)	0
Carry forward orthodontic activity (UOA)	0
Baseline contract value	£238,417.26

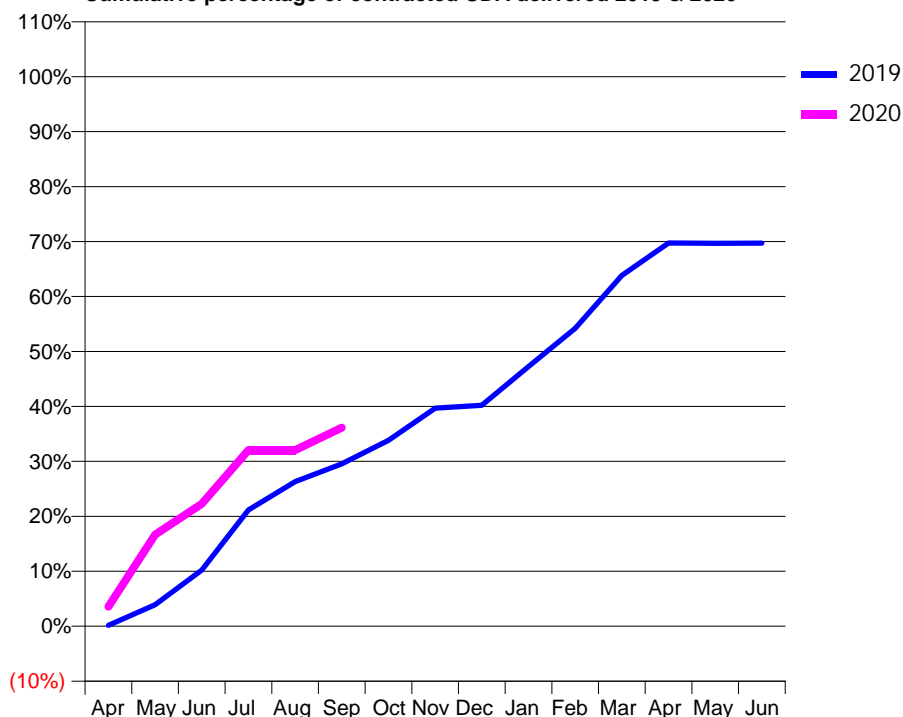
ACCESS*

Patients seen in 24 months	Total	Change since previous quarter
Quarter ending September 2018	1,868	
Quarter ending December 2018	1,733	↓
Quarter ending March 2019	1,652	↓
Quarter ending June 2019	1,633	↓
Quarter ending September 2019	1,671	↑
Variance since September 2018	(10.5%)	↓



ACTIVITY

Cumulative percentage of contracted UDA delivered 2019 & 2020



Adjusted Scheduled Activity (UDA)

Month	2019	2020
April	13	308
May	338	1,441
June	880	1,921
July	1,826	2,767
August	2,272	2,767
September	2,551	3,118
October	2,920	
November	3,426	
December	3,470	
January	4,081	
February	4,682	
March	5,508	
April	6,020	
May	6,016	
June	6,017	

QUALITY

	Quantity	Base Number	Contract	AT	Region	England
% of FP17s for the same patient ID Re-attending within 3 months - Children	30	323	9.3%	11.5%	12.1%	11.5%
% of FP17s for the same patient ID Re-attending within 3 months - Adults	206	827	24.9%	16.1%	15.6%	15.4%
% of FP17s for the same patient ID Re-attending between 3 & 9 months - Children	126	323	39.0%	59.3%	61.2%	59.7%
% of FP17s for the same patient ID Re-attending between 3 & 9 months - Adults	260	827	31.4%	51.9%	54.3%	51.7%
% of FP17s for Band 1 Urgent Courses	217	1,052	20.6%	10.4%	9.1%	9.2%
% of FP17s Relating to Free Repair or Replacements	7	1,052	0.7%	0.8%	0.9%	0.7%
% of FP17s Relating to Continuations	21	1,052	2.0%	0.8%	1.0%	0.8%
% of Patients satisfied with the dentistry they have received	0	0	N/A	92.3%	94.4%	93.5%
% of Patients satisfied with the time they had to wait for an appointment	0	0	N/A	87.3%	88.1%	87.4%

* This is based on patients treated on this contract for their most recent course of treatment.

Figures in italics indicate the base number of FP17s or Patient Questionnaire responses are less than 100. N/A is shown where the base number of responses is less than 10 during the period. % is calculated as Quantity/Base number*100

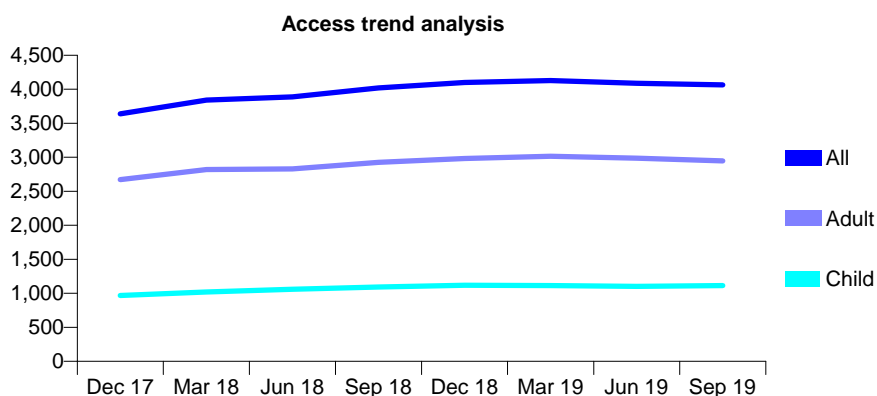
Q46 - Vital Signs At a Glance Contract Report for 166081/0001 - September 2019

Name or company name	Brooks Bar Dental Practice
Contract type name	GDS Contract
Purpose of contract	General
Contract start date	26/07/2013
Contract end date	

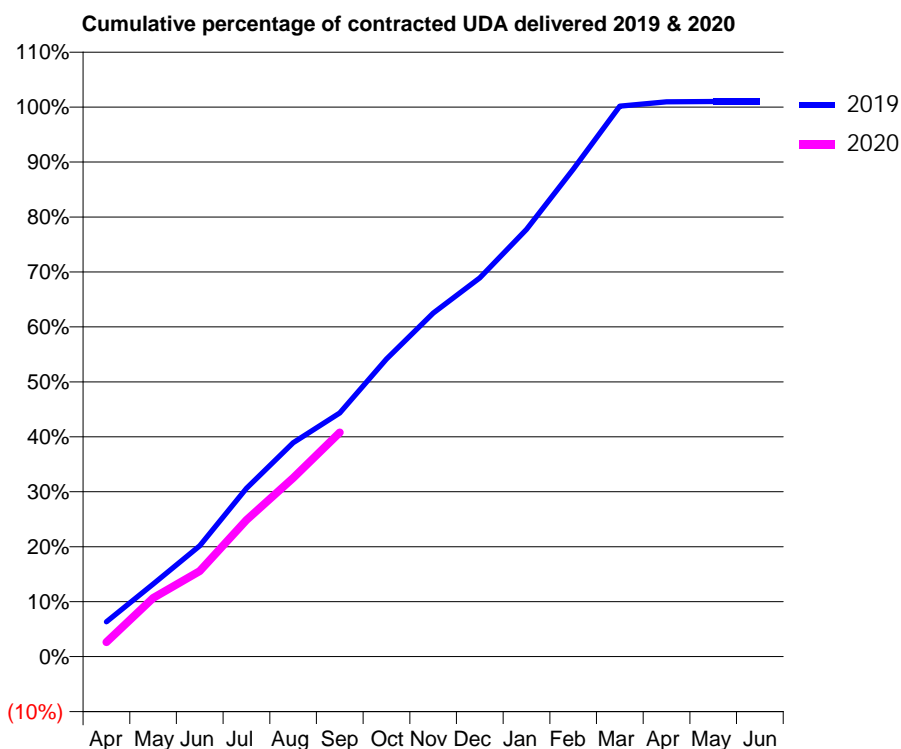
19/20 Contracted general activity (UDA)	14,264
Carry forward general activity (UDA)	0
19/20 Contracted orthodontic activity (UOA)	0
Carry forward orthodontic activity (UOA)	0
Baseline contract value	£449,109.34

ACCESS*

Patients seen in 24 months	Total	Change since previous quarter
Quarter ending September 2018	4,020	
Quarter ending December 2018	4,099	→
Quarter ending March 2019	4,129	→
Quarter ending June 2019	4,090	→
Quarter ending September 2019	4,064	→
Variance since September 2018	1.1%	→



ACTIVITY



Month	Adjusted Scheduled Activity (UDA)	
	2019	2020
April	904	374
May	1,886	1,520
June	2,877	2,220
July	4,367	3,546
August	5,555	4,638
September	6,326	5,816
October	7,724	
November	8,917	
December	9,832	
January	11,088	
February	12,651	
March	14,289	
April	14,396	
May	14,409	
June	14,409	

QUALITY

	Quantity	Base Number	Contract	AT	Region	England
% of FP17s for the same patient ID Re-attending within 3 months - Children	20	525	3.8%	11.5%	12.1%	11.5%
% of FP17s for the same patient ID Re-attending within 3 months - Adults	118	1,221	9.7%	16.1%	15.6%	15.4%
% of FP17s for the same patient ID Re-attending between 3 & 9 months - Children	185	525	35.2%	59.3%	61.2%	59.7%
% of FP17s for the same patient ID Re-attending between 3 & 9 months - Adults	414	1,221	33.9%	51.9%	54.3%	51.7%
% of FP17s for Band 1 Urgent Courses	102	1,711	6.0%	10.4%	9.1%	9.2%
% of FP17s Relating to Free Repair or Replacements	15	1,711	0.9%	0.8%	0.9%	0.7%
% of FP17s Relating to Continuations	23	1,711	1.3%	0.8%	1.0%	0.8%
% of Patients satisfied with the dentistry they have received	0	0	N/A	92.3%	94.4%	93.5%
% of Patients satisfied with the time they had to wait for an appointment	0	0	N/A	87.3%	88.1%	87.4%

* This is based on patients treated on this contract for their most recent course of treatment. Figures in italics indicate the base number of FP17s or Patient Questionnaire responses are less than 100. N/A is shown where the base number of responses is less than 10 during the period. % is calculated as Quantity/Base number*100

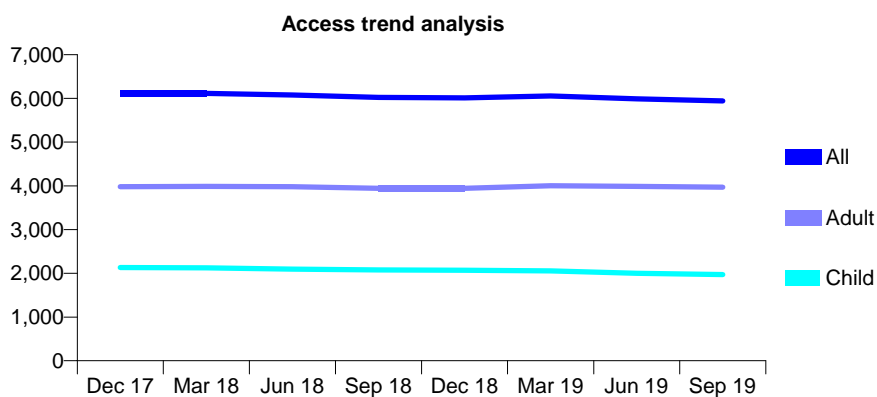
Q46 - Vital Signs At a Glance Contract Report for 166405/0001 - September 2019

Name or company name	Penny Meadow Dental Care Limited
Contract type name	GDS Contract
Purpose of contract	General
Contract start date	01/01/2014
Contract end date	

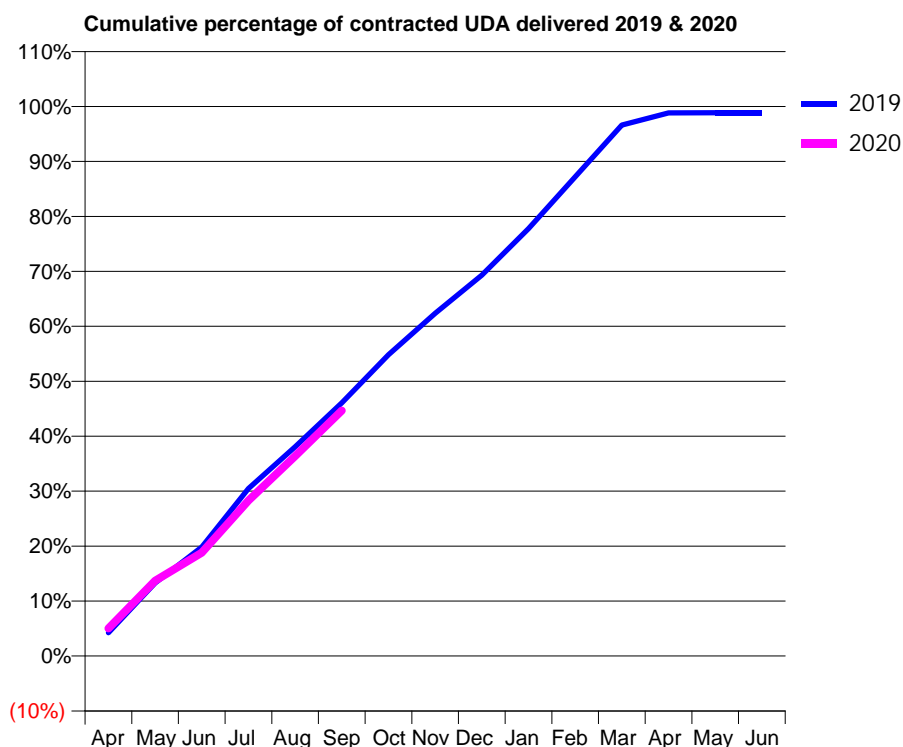
19/20 Contracted general activity (UDA)	16,838
Carry forward general activity (UDA)	0
19/20 Contracted orthodontic activity (UOA)	0
Carry forward orthodontic activity (UOA)	0
Baseline contract value	£484,230.66

ACCESS*

Patients seen in 24 months	Total	Change since previous quarter
Quarter ending September 2018	6,021	
Quarter ending December 2018	6,013	→
Quarter ending March 2019	6,056	→
Quarter ending June 2019	5,989	↓
Quarter ending September 2019	5,942	→
Variance since September 2018	(1.3%)	↓



ACTIVITY



Month	Adjusted Scheduled Activity (UDA)	
	2019	2020
April	714	849
May	2,237	2,309
June	3,337	3,167
July	5,129	4,768
August	6,413	6,127
September	7,754	7,519
October	9,231	
November	10,505	
December	11,666	
January	13,094	
February	14,683	
March	16,269	
April	16,641	
May	16,646	
June	16,646	

QUALITY

	Quantity	Base Number	Contract	AT	Region	England
% of FP17s for the same patient ID Re-attending within 3 months - Children	121	1,683	7.2%	11.5%	12.1%	11.5%
% of FP17s for the same patient ID Re-attending within 3 months - Adults	317	2,705	11.7%	16.1%	15.6%	15.4%
% of FP17s for the same patient ID Re-attending between 3 & 9 months - Children	1,240	1,683	73.7%	59.3%	61.2%	59.7%
% of FP17s for the same patient ID Re-attending between 3 & 9 months - Adults	1,298	2,705	48.0%	51.9%	54.3%	51.7%
% of FP17s for Band 1 Urgent Courses	397	4,165	9.5%	10.4%	9.1%	9.2%
% of FP17s Relating to Free Repair or Replacements	20	4,165	0.5%	0.8%	0.9%	0.7%
% of FP17s Relating to Continuations	13	4,165	0.3%	0.8%	1.0%	0.8%
% of Patients satisfied with the dentistry they have received	0	0	N/A	92.3%	94.4%	93.5%
% of Patients satisfied with the time they had to wait for an appointment	0	0	N/A	87.3%	88.1%	87.4%

* This is based on patients treated on this contract for their most recent course of treatment. Figures in italics indicate the base number of FP17s or Patient Questionnaire responses are less than 100. N/A is shown where the base number of responses is less than 10 during the period. % is calculated as Quantity/Base number*100

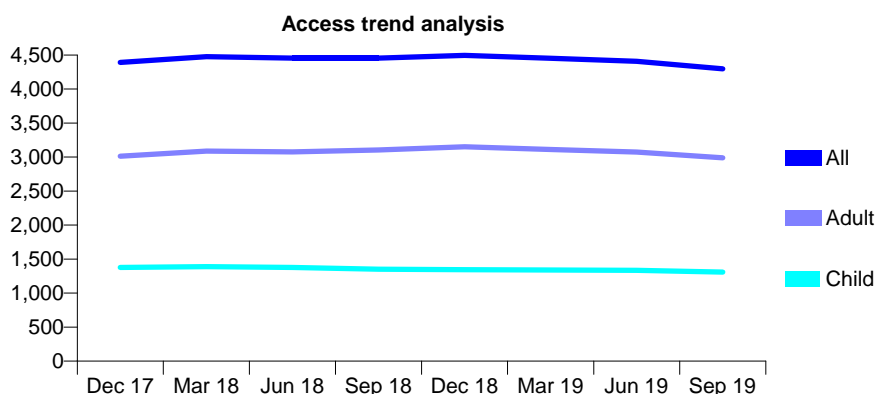
Q46 - Vital Signs At a Glance Contract Report for 166707/0001 - September 2019

Name or company name	151 Dental Ltd
Contract type name	GDS Contract
Purpose of contract	General
Contract start date	01/08/2007
Contract end date	

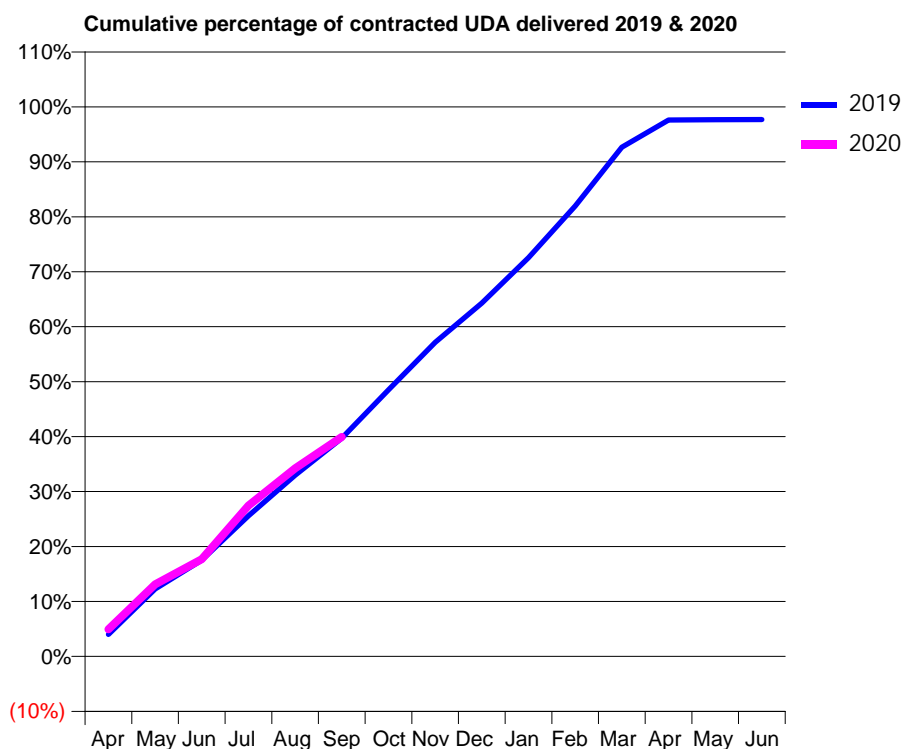
19/20 Contracted general activity (UDA)	18,209
Carry forward general activity (UDA)	0
19/20 Contracted orthodontic activity (UOA)	0
Carry forward orthodontic activity (UOA)	0
Baseline contract value	£480,864.87

ACCESS*

Patients seen in 24 months	Total	Change since previous quarter
Quarter ending September 2018	4,456	
Quarter ending December 2018	4,496	→
Quarter ending March 2019	4,452	→
Quarter ending June 2019	4,409	→
Quarter ending September 2019	4,298	↓
Variance since September 2018	(3.5%)	↓



ACTIVITY



Month	Adjusted Scheduled Activity (UDA)	
	2019	2020
April	730	901
May	2,236	2,387
June	3,187	3,222
July	4,659	5,002
August	6,007	6,233
September	7,232	7,277
October	8,831	
November	10,409	
December	11,707	
January	13,213	
February	14,923	
March	16,875	
April	17,773	
May	17,782	
June	17,787	

QUALITY

	Quantity	Base Number	Contract	AT	Region	England
% of FP17s for the same patient ID Re-attending within 3 months - Children	364	1,598	22.8%	11.5%	12.1%	11.5%
% of FP17s for the same patient ID Re-attending within 3 months - Adults	571	2,438	23.4%	16.1%	15.6%	15.4%
% of FP17s for the same patient ID Re-attending between 3 & 9 months - Children	991	1,598	62.0%	59.3%	61.2%	59.7%
% of FP17s for the same patient ID Re-attending between 3 & 9 months - Adults	1,383	2,438	56.7%	51.9%	54.3%	51.7%
% of FP17s for Band 1 Urgent Courses	335	3,702	9.0%	10.4%	9.1%	9.2%
% of FP17s Relating to Free Repair or Replacements	16	3,702	0.4%	0.8%	0.9%	0.7%
% of FP17s Relating to Continuations	23	3,702	0.6%	0.8%	1.0%	0.8%
% of Patients satisfied with the dentistry they have received	3	4	N/A	92.3%	94.4%	93.5%
% of Patients satisfied with the time they had to wait for an appointment	2	4	N/A	87.3%	88.1%	87.4%

* This is based on patients treated on this contract for their most recent course of treatment. Figures in italics indicate the base number of FP17s or Patient Questionnaire responses are less than 100. N/A is shown where the base number of responses is less than 10 during the period. % is calculated as Quantity/Base number*100

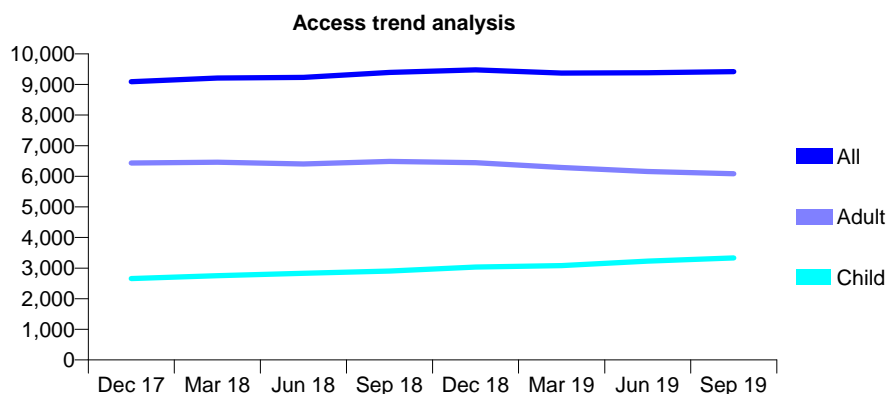
Q46 - Vital Signs At a Glance Contract Report for 167312/0001 - September 2019

Name or company name	Mellor, Wilkinson and Shokraee
Contract type name	GDS Contract
Purpose of contract	General
Contract start date	01/06/2015
Contract end date	

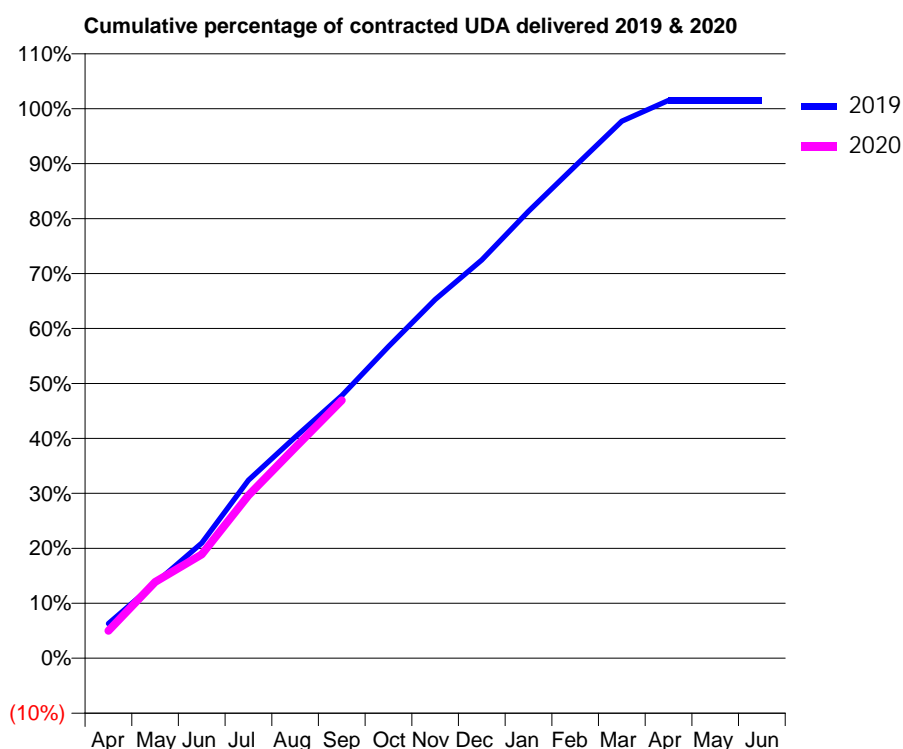
19/20 Contracted general activity (UDA)	21,353
Carry forward general activity (UDA)	0
19/20 Contracted orthodontic activity (UOA)	0
Carry forward orthodontic activity (UOA)	0
Baseline contract value	£703,643.16

ACCESS*

Patients seen in 24 months	Total	Change since previous quarter
Quarter ending September 2018	9,392	
Quarter ending December 2018	9,480	→
Quarter ending March 2019	9,372	↓
Quarter ending June 2019	9,383	→
Quarter ending September 2019	9,420	→
Variance since September 2018	0.3%	→



ACTIVITY



Month	2019	2020
April	1,343	1,072
May	2,915	2,966
June	4,474	4,034
July	6,919	6,330
August	8,593	8,191
September	10,202	10,021
October	12,115	
November	13,943	
December	15,475	
January	17,365	
February	19,123	
March	20,866	
April	21,673	
May	21,671	
June	21,671	

QUALITY

	Quantity	Base Number	Contract	AT	Region	England
% of FP17s for the same patient ID Re-attending within 3 months - Children	304	2,988	10.2%	11.5%	12.1%	11.5%
% of FP17s for the same patient ID Re-attending within 3 months - Adults	677	4,063	16.7%	16.1%	15.6%	15.4%
% of FP17s for the same patient ID Re-attending between 3 & 9 months - Children	1,821	2,988	60.9%	59.3%	61.2%	59.7%
% of FP17s for the same patient ID Re-attending between 3 & 9 months - Adults	1,913	4,063	47.1%	51.9%	54.3%	51.7%
% of FP17s for Band 1 Urgent Courses	563	5,359	10.5%	10.4%	9.1%	9.2%
% of FP17s Relating to Free Repair or Replacements	18	5,359	0.3%	0.8%	0.9%	0.7%
% of FP17s Relating to Continuations	50	5,359	0.9%	0.8%	1.0%	0.8%
% of Patients satisfied with the dentistry they have received	1	1	N/A	92.3%	94.4%	93.5%
% of Patients satisfied with the time they had to wait for an appointment	1	1	N/A	87.3%	88.1%	87.4%

* This is based on patients treated on this contract for their most recent course of treatment.

Figures in italics indicate the base number of FP17s or Patient Questionnaire responses are less than 100. N/A is shown where the base number of responses is less than 10 during the period. % is calculated as Quantity/Base number*100

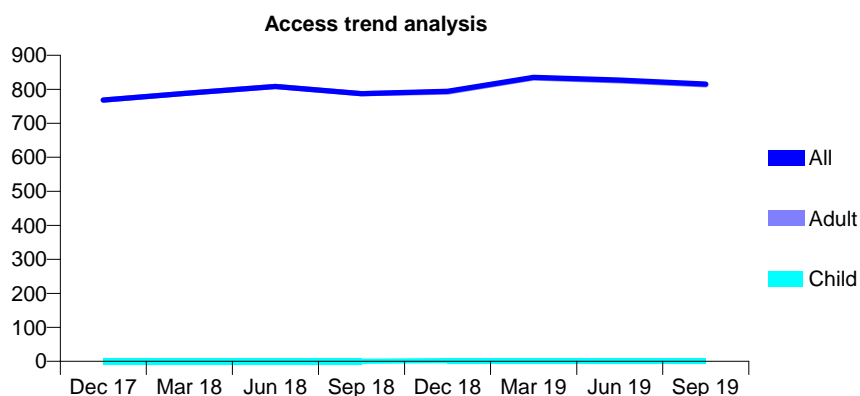
Q46 - Vital Signs At a Glance Contract Report for 167312/0002 - September 2019

Name or company name	Mellor, Wilkinson and Shokraee
Contract type name	GDS Contract
Purpose of contract	General
Contract start date	01/11/2015
Contract end date	

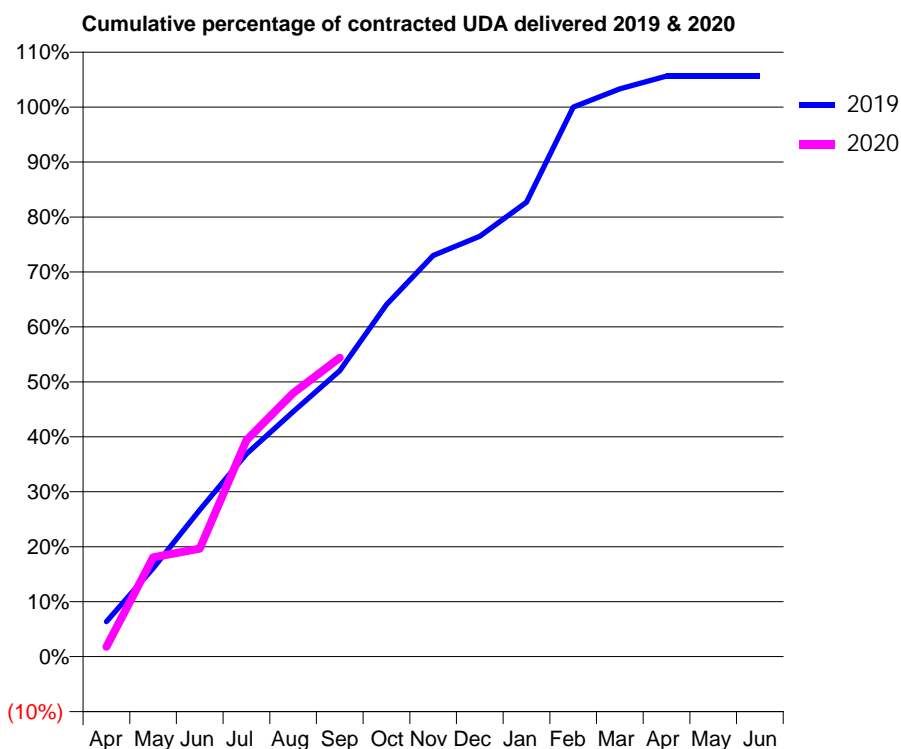
19/20 Contracted general activity (UDA)	2,000
Carry forward general activity (UDA)	0
19/20 Contracted orthodontic activity (UOA)	0
Carry forward orthodontic activity (UOA)	0
Baseline contract value	£174,285.95

ACCESS*

Patients seen in 24 months	Total	Change since previous quarter
Quarter ending September 2018	787	
Quarter ending December 2018	794	→
Quarter ending March 2019	835	↑
Quarter ending June 2019	827	→
Quarter ending September 2019	815	↓
Variance since September 2018	3.6%	↑



ACTIVITY



Month	Adjusted Scheduled Activity (UDA)	
	2019	2020
April	128	36
May	322	361
June	534	393
July	738	788
August	891	959
September	1,040	1,088
October	1,281	
November	1,460	
December	1,530	
January	1,654	
February	2,000	
March	2,066	
April	2,113	
May	2,113	
June	2,113	

QUALITY

	Quantity	Base Number	Contract	AT	Region	England
% of FP17s for the same patient ID Re-attending within 3 months - Children	0	0	N/A	11.5%	12.1%	11.5%
% of FP17s for the same patient ID Re-attending within 3 months - Adults	47	348	13.5%	16.1%	15.6%	15.4%
% of FP17s for the same patient ID Re-attending between 3 & 9 months - Children	0	0	N/A	59.3%	61.2%	59.7%
% of FP17s for the same patient ID Re-attending between 3 & 9 months - Adults	41	348	11.8%	51.9%	54.3%	51.7%
% of FP17s for Band 1 Urgent Courses	190	330	57.6%	10.4%	9.1%	9.2%
% of FP17s Relating to Free Repair or Replacements	0	330	0.0%	0.8%	0.9%	0.7%
% of FP17s Relating to Continuations	0	330	0.0%	0.8%	1.0%	0.8%
% of Patients satisfied with the dentistry they have received	0	0	N/A	92.3%	94.4%	93.5%
% of Patients satisfied with the time they had to wait for an appointment	0	0	N/A	87.3%	88.1%	87.4%

* This is based on patients treated on this contract for their most recent course of treatment. Figures in italics indicate the base number of FP17s or Patient Questionnaire responses are less than 100. N/A is shown where the base number of responses is less than 10 during the period. % is calculated as Quantity/Base number*100

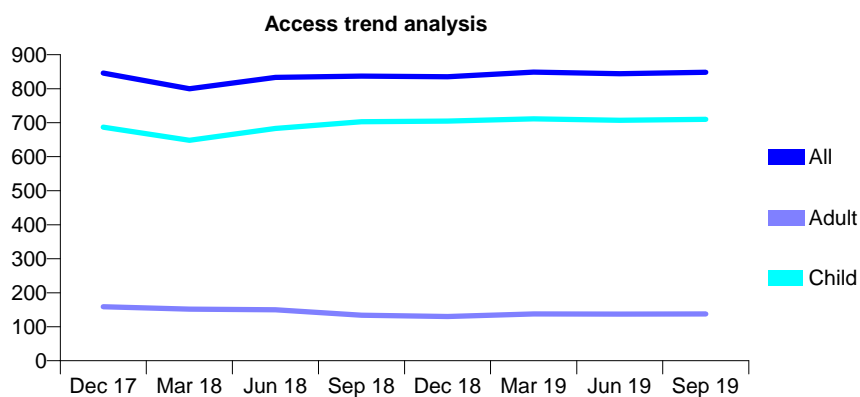
Q46 - Vital Signs At a Glance Contract Report for 168033/0001 - September 2019

Name or company name	Mossley Dental Care
Contract type name	GDS Contract
Purpose of contract	General
Contract start date	01/02/2013
Contract end date	

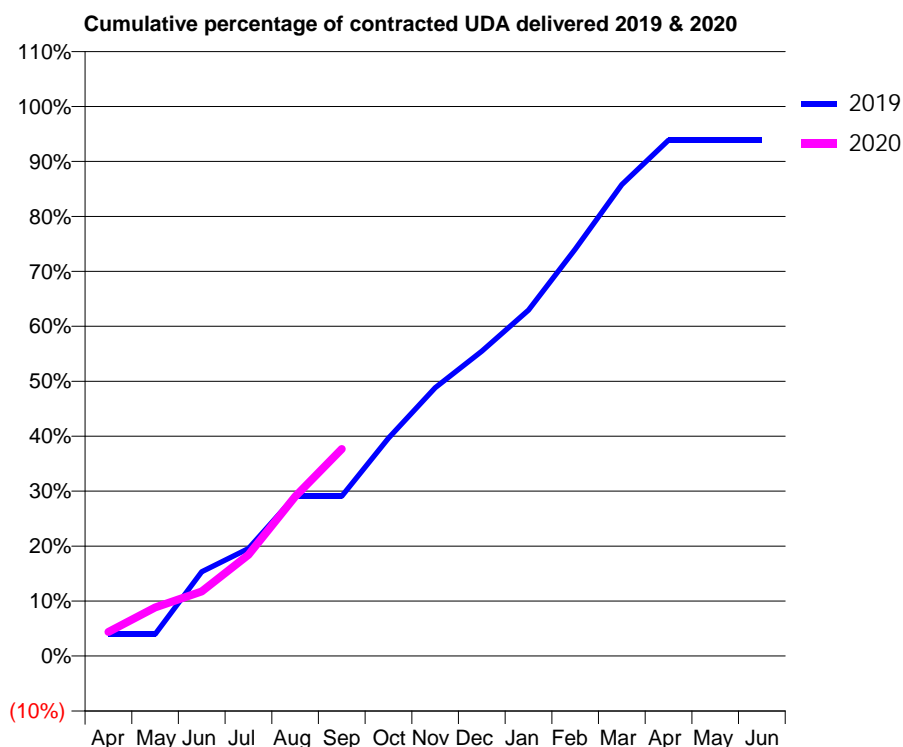
19/20 Contracted general activity (UDA)	2,000
Carry forward general activity (UDA)	0
19/20 Contracted orthodontic activity (UOA)	0
Carry forward orthodontic activity (UOA)	0
Baseline contract value	£57,504.36

ACCESS*

Patients seen in 24 months	Total	Change since previous quarter
Quarter ending September 2018	837	
Quarter ending December 2018	835	→
Quarter ending March 2019	849	→
Quarter ending June 2019	844	→
Quarter ending September 2019	848	→
Variance since September 2018	1.3%	→



ACTIVITY



Month	Adjusted Scheduled Activity (UDA)	
	2019	2020
April	79	87
May	79	177
June	307	235
July	391	369
August	582	580
September	582	754
October	793	
November	977	
December	1,109	
January	1,259	
February	1,481	
March	1,715	
April	1,878	
May	1,878	
June	1,878	

QUALITY

	Quantity	Base Number	Contract	AT	Region	England
% of FP17s for the same patient ID Re-attending within 3 months - Children	48	585	8.2%	11.5%	12.1%	11.5%
% of FP17s for the same patient ID Re-attending within 3 months - Adults	7	55	12.7%	16.1%	15.6%	15.4%
% of FP17s for the same patient ID Re-attending between 3 & 9 months - Children	372	585	63.6%	59.3%	61.2%	59.7%
% of FP17s for the same patient ID Re-attending between 3 & 9 months - Adults	37	55	67.3%	51.9%	54.3%	51.7%
% of FP17s for Band 1 Urgent Courses	13	551	2.4%	10.4%	9.1%	9.2%
% of FP17s Relating to Free Repair or Replacements	0	551	0.0%	0.8%	0.9%	0.7%
% of FP17s Relating to Continuations	9	551	1.6%	0.8%	1.0%	0.8%
% of Patients satisfied with the dentistry they have received	0	0	N/A	92.3%	94.4%	93.5%
% of Patients satisfied with the time they had to wait for an appointment	0	0	N/A	87.3%	88.1%	87.4%

* This is based on patients treated on this contract for their most recent course of treatment. Figures in italics indicate the base number of FP17s or Patient Questionnaire responses are less than 100. N/A is shown where the base number of responses is less than 10 during the period. % is calculated as Quantity/Base number*100

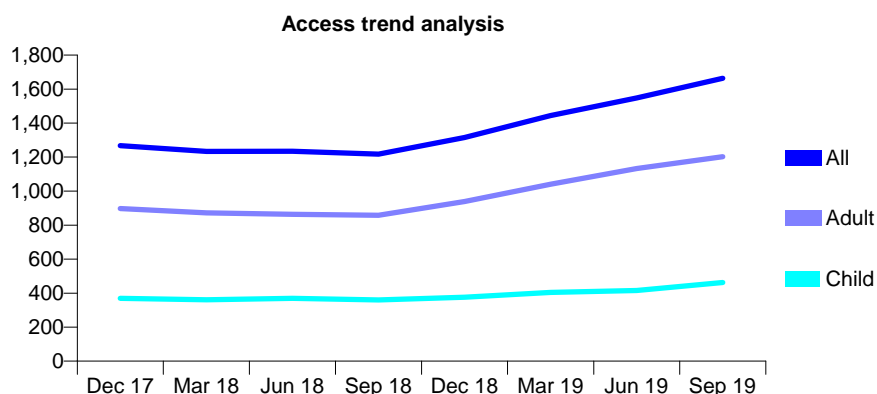
Q46 - Vital Signs At a Glance Contract Report for 168157/0001 - September 2019

Name or company name	Ravat & Ray Dental Care Bolton
Contract type name	GDS Contract
Purpose of contract	General
Contract start date	28/01/2014
Contract end date	

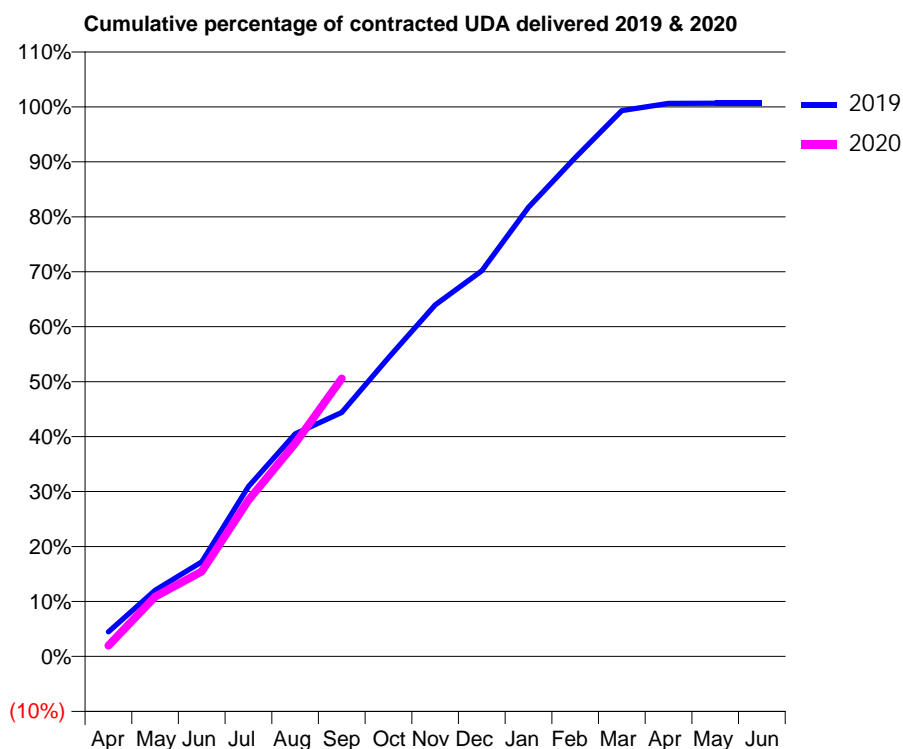
19/20 Contracted general activity (UDA)	3,981
Carry forward general activity (UDA)	0
19/20 Contracted orthodontic activity (UOA)	0
Carry forward orthodontic activity (UOA)	0
Baseline contract value	£93,365.34

ACCESS*

Patients seen in 24 months	Total	Change since previous quarter
Quarter ending September 2018	1,218	
Quarter ending December 2018	1,315	↑
Quarter ending March 2019	1,444	↑
Quarter ending June 2019	1,548	↑
Quarter ending September 2019	1,664	↑
Variance since September 2018	36.6%	↑



ACTIVITY



Month	2019	2020
April	178	79
May	480	434
June	685	615
July	1,230	1,132
August	1,611	1,544
September	1,768	2,014
October	2,164	
November	2,546	
December	2,793	
January	3,253	
February	3,613	
March	3,953	
April	4,006	
May	4,007	
June	4,007	

QUALITY

	Quantity	Base Number	Contract	AT	Region	England
% of FP17s for the same patient ID Re-attending within 3 months - Children	33	393	8.4%	11.5%	12.1%	11.5%
% of FP17s for the same patient ID Re-attending within 3 months - Adults	134	967	13.9%	16.1%	15.6%	15.4%
% of FP17s for the same patient ID Re-attending between 3 & 9 months - Children	213	393	54.2%	59.3%	61.2%	59.7%
% of FP17s for the same patient ID Re-attending between 3 & 9 months - Adults	475	967	49.1%	51.9%	54.3%	51.7%
% of FP17s for Band 1 Urgent Courses	79	975	8.1%	10.4%	9.1%	9.2%
% of FP17s Relating to Free Repair or Replacements	20	975	2.1%	0.8%	0.9%	0.7%
% of FP17s Relating to Continuations	3	975	0.3%	0.8%	1.0%	0.8%
% of Patients satisfied with the dentistry they have received	0	0	N/A	92.3%	94.4%	93.5%
% of Patients satisfied with the time they had to wait for an appointment	0	0	N/A	87.3%	88.1%	87.4%

* This is based on patients treated on this contract for their most recent course of treatment. Figures in italics indicate the base number of FP17s or Patient Questionnaire responses are less than 100. N/A is shown where the base number of responses is less than 10 during the period. % is calculated as Quantity/Base number*100

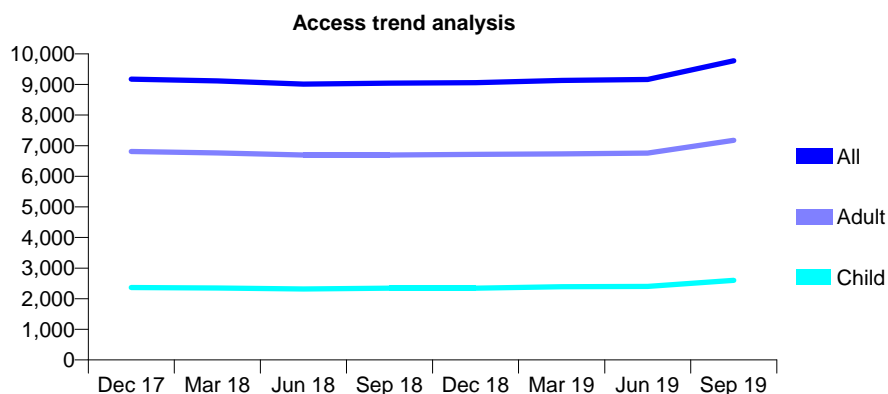
Q46 - Vital Signs At a Glance Contract Report for 168270/0001 - September 2019

Name or company name	Hanji & Chaudhary
Contract type name	GDS Contract
Purpose of contract	General
Contract start date	01/07/2010
Contract end date	

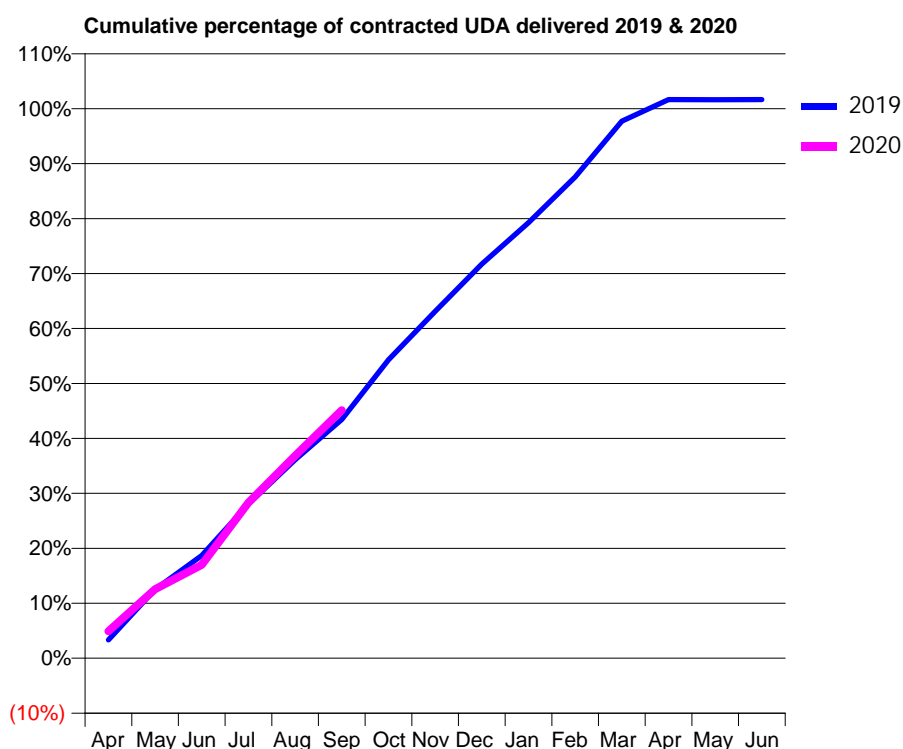
19/20 Contracted general activity (UDA)	26,084
Carry forward general activity (UDA)	0
19/20 Contracted orthodontic activity (UOA)	0
Carry forward orthodontic activity (UOA)	0
Baseline contract value	£788,269.13

ACCESS*

Patients seen in 24 months	Total	Change since previous quarter
Quarter ending September 2018	9,043	
Quarter ending December 2018	9,062	→
Quarter ending March 2019	9,131	→
Quarter ending June 2019	9,163	→
Quarter ending September 2019	9,775	↑
Variance since September 2018	8.1%	↑



ACTIVITY



Month	2019	2020
April	873	1,279
May	3,270	3,277
June	4,880	4,433
July	7,322	7,391
August	9,421	9,613
September	11,333	11,771
October	14,165	
November	16,469	
December	18,708	
January	20,672	
February	22,849	
March	25,488	
April	26,512	
May	26,507	
June	26,515	

QUALITY

	Quantity	Base Number	Contract	AT	Region	England
% of FP17s for the same patient ID Re-attending within 3 months - Children	160	1,975	8.1%	11.5%	12.1%	11.5%
% of FP17s for the same patient ID Re-attending within 3 months - Adults	551	5,315	10.4%	16.1%	15.6%	15.4%
% of FP17s for the same patient ID Re-attending between 3 & 9 months - Children	1,024	1,975	51.8%	59.3%	61.2%	59.7%
% of FP17s for the same patient ID Re-attending between 3 & 9 months - Adults	2,989	5,315	56.2%	51.9%	54.3%	51.7%
% of FP17s for Band 1 Urgent Courses	499	6,784	7.4%	10.4%	9.1%	9.2%
% of FP17s Relating to Free Repair or Replacements	63	6,784	0.9%	0.8%	0.9%	0.7%
% of FP17s Relating to Continuations	41	6,784	0.6%	0.8%	1.0%	0.8%
% of Patients satisfied with the dentistry they have received	4	4	N/A	92.3%	94.4%	93.5%
% of Patients satisfied with the time they had to wait for an appointment	3	4	N/A	87.3%	88.1%	87.4%

* This is based on patients treated on this contract for their most recent course of treatment.

Figures in italics indicate the base number of FP17s or Patient Questionnaire responses are less than 100. N/A is shown where the base number of responses is less than 10 during the period. % is calculated as Quantity/Base number*100

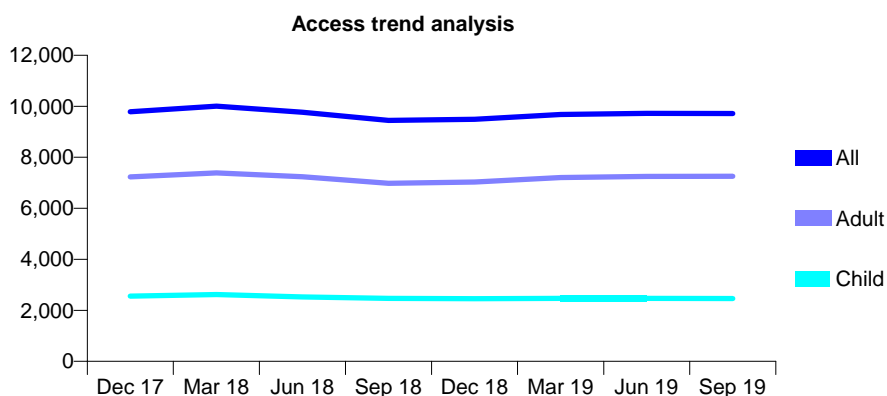
Q46 - Vital Signs At a Glance Contract Report for 168653/0001 - September 2019

Name or company name	SimplyOne Dental
Contract type name	GDS Contract
Purpose of contract	General
Contract start date	03/09/2014
Contract end date	

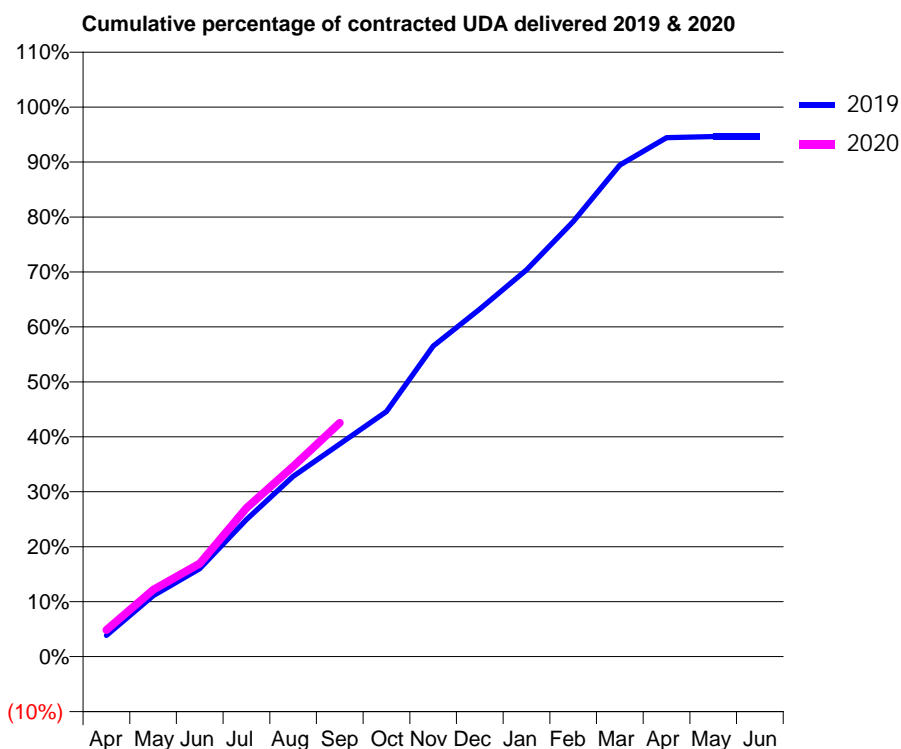
19/20 Contracted general activity (UDA)	26,986
Carry forward general activity (UDA)	0
19/20 Contracted orthodontic activity (UOA)	0
Carry forward orthodontic activity (UOA)	0
Baseline contract value	£777,271.71

ACCESS*

Patients seen in 24 months	Total	Change since previous quarter
Quarter ending September 2018	9,445	
Quarter ending December 2018	9,485	→
Quarter ending March 2019	9,676	↑
Quarter ending June 2019	9,723	→
Quarter ending September 2019	9,720	→
Variance since September 2018	2.9%	↑



ACTIVITY



Month	Adjusted Scheduled Activity (UDA)	
	2019	2020
April	1,045	1,310
May	2,991	3,285
June	4,321	4,568
July	6,731	7,297
August	8,849	9,343
September	10,443	11,480
October	12,031	
November	15,248	
December	17,062	
January	18,989	
February	21,367	
March	24,135	
April	25,485	
May	25,534	
June	25,536	

QUALITY

	Quantity	Base Number	Contract	AT	Region	England
% of FP17s for the same patient ID Re-attending within 3 months - Children	105	1,620	6.5%	11.5%	12.1%	11.5%
% of FP17s for the same patient ID Re-attending within 3 months - Adults	577	4,456	12.9%	16.1%	15.6%	15.4%
% of FP17s for the same patient ID Re-attending between 3 & 9 months - Children	813	1,620	50.2%	59.3%	61.2%	59.7%
% of FP17s for the same patient ID Re-attending between 3 & 9 months - Adults	1,939	4,456	43.5%	51.9%	54.3%	51.7%
% of FP17s for Band 1 Urgent Courses	534	5,427	9.8%	10.4%	9.1%	9.2%
% of FP17s Relating to Free Repair or Replacements	22	5,427	0.4%	0.8%	0.9%	0.7%
% of FP17s Relating to Continuations	105	5,427	1.9%	0.8%	1.0%	0.8%
% of Patients satisfied with the dentistry they have received	3	3	N/A	92.3%	94.4%	93.5%
% of Patients satisfied with the time they had to wait for an appointment	2	3	N/A	87.3%	88.1%	87.4%

* This is based on patients treated on this contract for their most recent course of treatment. Figures in italics indicate the base number of FP17s or Patient Questionnaire responses are less than 100. N/A is shown where the base number of responses is less than 10 during the period. % is calculated as Quantity/Base number*100

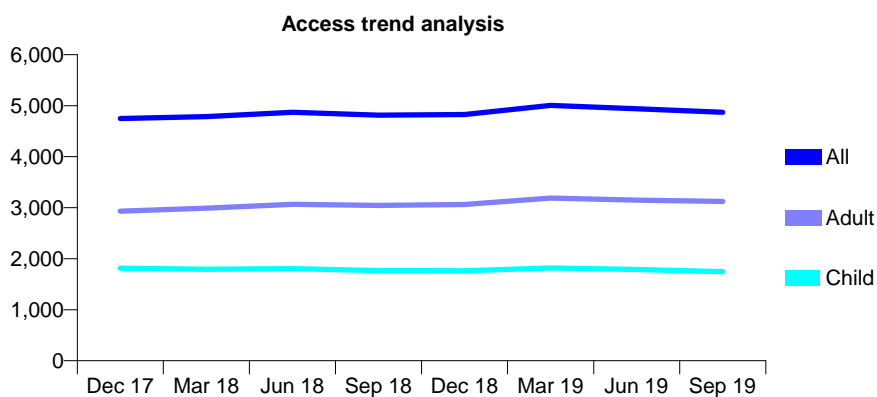
Q46 - Vital Signs At a Glance Contract Report for 168947/0001 - September 2019

Name or company name	Silverwell Dental Surgery
Contract type name	GDS Contract
Purpose of contract	General
Contract start date	01/06/2010
Contract end date	

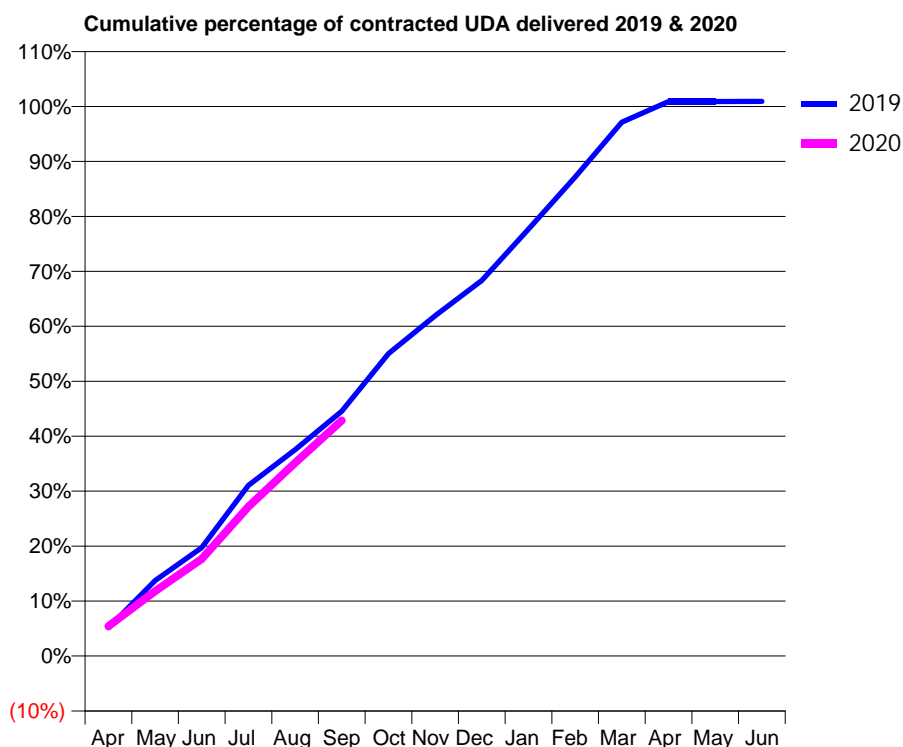
19/20 Contracted general activity (UDA)	12,600
Carry forward general activity (UDA)	0
19/20 Contracted orthodontic activity (UOA)	0
Carry forward orthodontic activity (UOA)	0
Baseline contract value	£321,715.54

ACCESS*

Patients seen in 24 months	Total	Change since previous quarter
Quarter ending September 2018	4,814	
Quarter ending December 2018	4,828	→
Quarter ending March 2019	5,005	↑
Quarter ending June 2019	4,940	↓
Quarter ending September 2019	4,870	↓
Variance since September 2018	1.2%	→



ACTIVITY



Month	Adjusted Scheduled Activity (UDA)	
	2019	2020
April	651	685
May	1,728	1,488
June	2,486	2,224
July	3,916	3,425
August	4,731	4,431
September	5,611	5,403
October	6,933	
November	7,802	
December	8,612	
January	9,790	
February	10,986	
March	12,238	
April	12,712	
May	12,713	
June	12,715	

QUALITY

	Quantity	Base Number	Contract	AT	Region	England
% of FP17s for the same patient ID Re-attending within 3 months - Children	104	1,320	7.9%	11.5%	12.1%	11.5%
% of FP17s for the same patient ID Re-attending within 3 months - Adults	292	2,056	14.2%	16.1%	15.6%	15.4%
% of FP17s for the same patient ID Re-attending between 3 & 9 months - Children	842	1,320	63.8%	59.3%	61.2%	59.7%
% of FP17s for the same patient ID Re-attending between 3 & 9 months - Adults	1,159	2,056	56.4%	51.9%	54.3%	51.7%
% of FP17s for Band 1 Urgent Courses	224	3,127	7.2%	10.4%	9.1%	9.2%
% of FP17s Relating to Free Repair or Replacements	12	3,127	0.4%	0.8%	0.9%	0.7%
% of FP17s Relating to Continuations	13	3,127	0.4%	0.8%	1.0%	0.8%
% of Patients satisfied with the dentistry they have received	2	2	N/A	92.3%	94.4%	93.5%
% of Patients satisfied with the time they had to wait for an appointment	2	2	N/A	87.3%	88.1%	87.4%

* This is based on patients treated on this contract for their most recent course of treatment.

Figures in italics indicate the base number of FP17s or Patient Questionnaire responses are less than 100. N/A is shown where the base number of responses is less than 10 during the period. % is calculated as Quantity/Base number*100

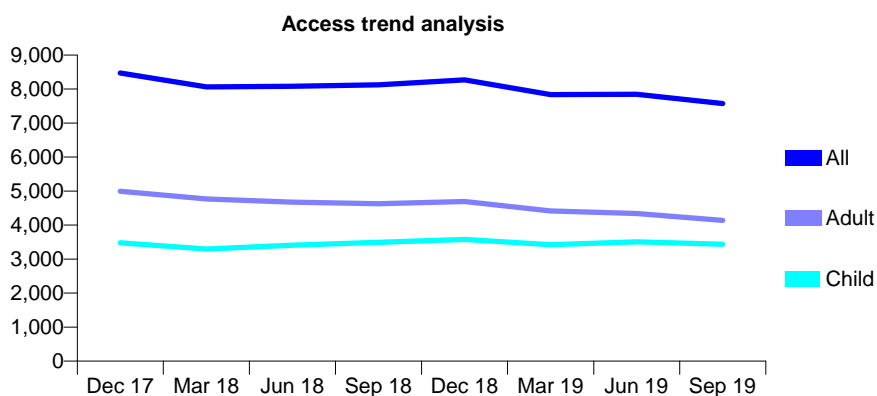
Q46 - Vital Signs At a Glance Contract Report for 173096/0001 - September 2019

Name or company name	Mr A Hussain
Contract type name	GDS Contract
Purpose of contract	General
Contract start date	01/04/2010
Contract end date	

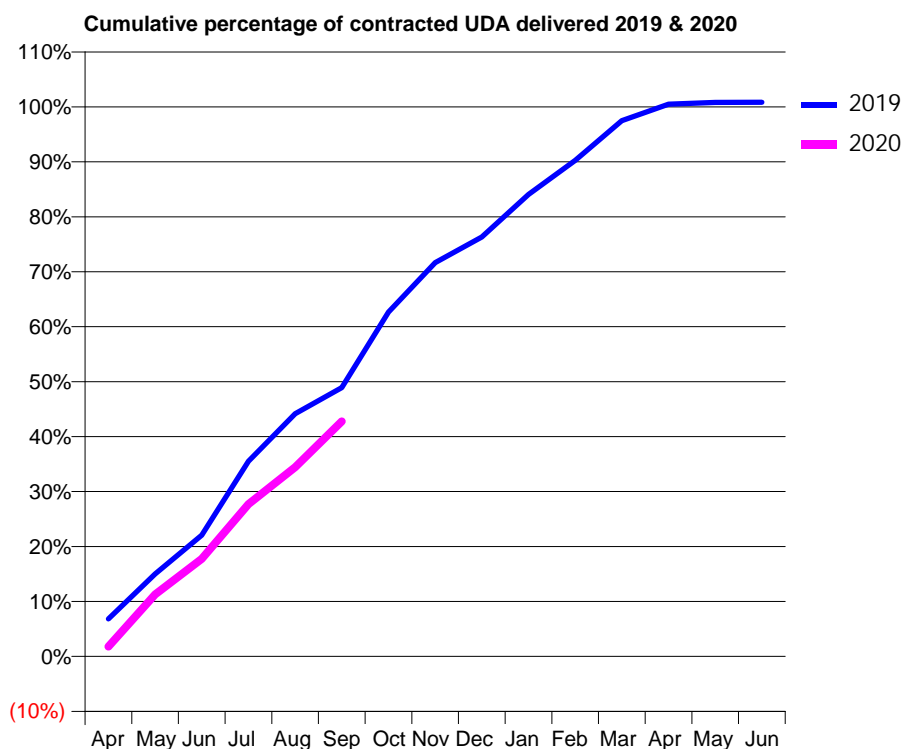
19/20 Contracted general activity (UDA)	22,889
Carry forward general activity (UDA)	0
19/20 Contracted orthodontic activity (UOA)	0
Carry forward orthodontic activity (UOA)	0
Baseline contract value	£673,888.08

ACCESS*

Patients seen in 24 months	Total	Change since previous quarter
Quarter ending September 2018	8,124	
Quarter ending December 2018	8,271	→
Quarter ending March 2019	7,838	↓
Quarter ending June 2019	7,846	→
Quarter ending September 2019	7,576	↓
Variance since September 2018	(6.7%)	↓



ACTIVITY



Month	2019	2020
April	1,565	413
May	3,438	2,587
June	5,051	4,066
July	8,130	6,339
August	10,111	7,886
September	11,195	9,792
October	14,339	
November	16,397	
December	17,464	
January	19,237	
February	20,660	
March	22,313	
April	22,998	
May	23,068	
June	23,082	

QUALITY

	Quantity	Base Number	Contract	AT	Region	England
% of FP17s for the same patient ID Re-attending within 3 months - Children	216	2,410	9.0%	11.5%	12.1%	11.5%
% of FP17s for the same patient ID Re-attending within 3 months - Adults	525	2,486	21.1%	16.1%	15.6%	15.4%
% of FP17s for the same patient ID Re-attending between 3 & 9 months - Children	1,165	2,410	48.3%	59.3%	61.2%	59.7%
% of FP17s for the same patient ID Re-attending between 3 & 9 months - Adults	1,102	2,486	44.3%	51.9%	54.3%	51.7%
% of FP17s for Band 1 Urgent Courses	511	4,353	11.7%	10.4%	9.1%	9.2%
% of FP17s Relating to Free Repair or Replacements	17	4,353	0.4%	0.8%	0.9%	0.7%
% of FP17s Relating to Continuations	85	4,353	2.0%	0.8%	1.0%	0.8%
% of Patients satisfied with the dentistry they have received	1	1	N/A	92.3%	94.4%	93.5%
% of Patients satisfied with the time they had to wait for an appointment	1	1	N/A	87.3%	88.1%	87.4%

* This is based on patients treated on this contract for their most recent course of treatment. Figures in italics indicate the base number of FP17s or Patient Questionnaire responses are less than 100. N/A is shown where the base number of responses is less than 10 during the period. % is calculated as Quantity/Base number*100

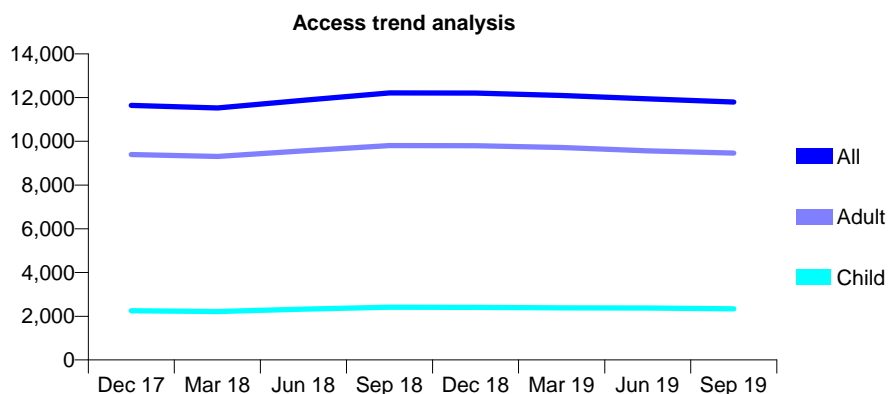
Q46 - Vital Signs At a Glance Contract Report for 173401/0001 - September 2019

Name or company name	Romiley Dental Practice
Contract type name	GDS Contract
Purpose of contract	General
Contract start date	01/04/2006
Contract end date	

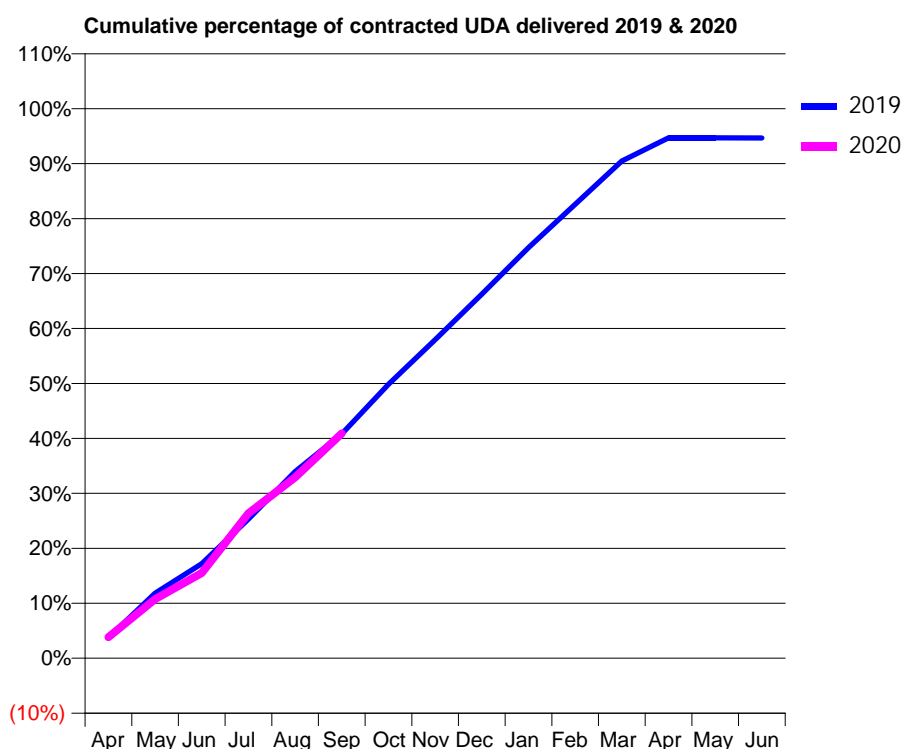
19/20 Contracted general activity (UDA)	33,002
Carry forward general activity (UDA)	0
19/20 Contracted orthodontic activity (UOA)	0
Carry forward orthodontic activity (UOA)	0
Baseline contract value	£817,504.85

ACCESS*

Patients seen in 24 months	Total	Change since previous quarter
Quarter ending September 2018	12,218	
Quarter ending December 2018	12,208	→
Quarter ending March 2019	12,100	→
Quarter ending June 2019	11,940	↓
Quarter ending September 2019	11,797	↓
Variance since September 2018	(3.4%)	↓



ACTIVITY



Month	2019	2020
April	1,296	1,261
May	4,083	3,549
June	5,928	5,118
July	8,736	8,701
August	11,723	10,863
September	14,086	13,502
October	17,192	
November	19,998	
December	22,851	
January	25,775	
February	28,505	
March	31,214	
April	32,668	
May	32,663	
June	32,658	

QUALITY

	Quantity	Base Number	Contract	AT	Region	England
% of FP17s for the same patient ID Re-attending within 3 months - Children	104	1,575	6.6%	11.5%	12.1%	11.5%
% of FP17s for the same patient ID Re-attending within 3 months - Adults	851	6,311	13.5%	16.1%	15.6%	15.4%
% of FP17s for the same patient ID Re-attending between 3 & 9 months - Children	953	1,575	60.5%	59.3%	61.2%	59.7%
% of FP17s for the same patient ID Re-attending between 3 & 9 months - Adults	3,665	6,311	58.1%	51.9%	54.3%	51.7%
% of FP17s for Band 1 Urgent Courses	579	6,950	8.3%	10.4%	9.1%	9.2%
% of FP17s Relating to Free Repair or Replacements	71	6,950	1.0%	0.8%	0.9%	0.7%
% of FP17s Relating to Continuations	60	6,950	0.9%	0.8%	1.0%	0.8%
% of Patients satisfied with the dentistry they have received	4	4	N/A	92.3%	94.4%	93.5%
% of Patients satisfied with the time they had to wait for an appointment	3	4	N/A	87.3%	88.1%	87.4%

* This is based on patients treated on this contract for their most recent course of treatment.

Figures in italics indicate the base number of FP17s or Patient Questionnaire responses are less than 100. N/A is shown where the base number of responses is less than 10 during the period. % is calculated as Quantity/Base number*100

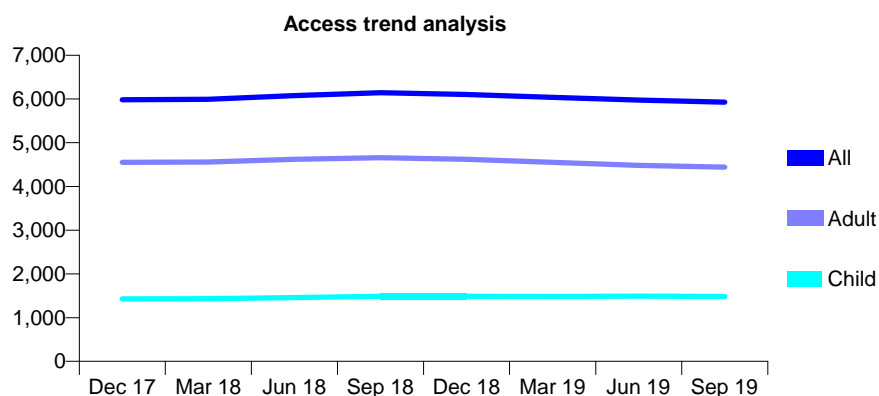
Q46 - Vital Signs At a Glance Contract Report for 173673/0001 - September 2019

Name or company name	Dr Ambareen Tejani-Sharif
Contract type name	GDS Contract
Purpose of contract	General
Contract start date	01/02/2016
Contract end date	

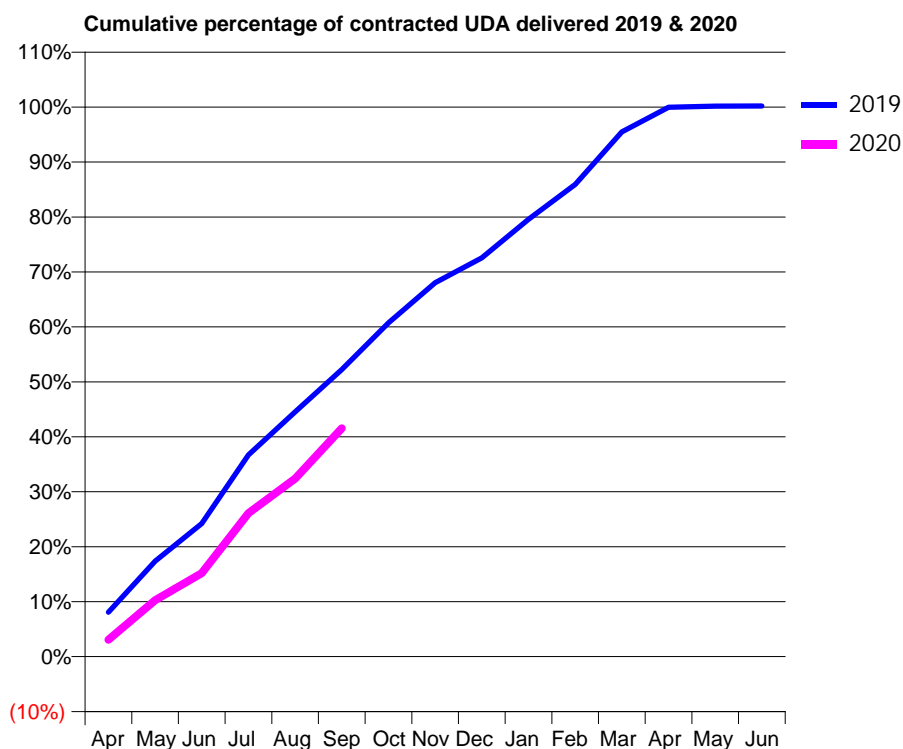
19/20 Contracted general activity (UDA)	18,526
Carry forward general activity (UDA)	0
19/20 Contracted orthodontic activity (UOA)	0
Carry forward orthodontic activity (UOA)	0
Baseline contract value	£542,804.90

ACCESS*

Patients seen in 24 months	Total	Change since previous quarter
Quarter ending September 2018	6,143	
Quarter ending December 2018	6,106	→
Quarter ending March 2019	6,037	↓
Quarter ending June 2019	5,974	↓
Quarter ending September 2019	5,927	→
Variance since September 2018	(3.5%)	↓



ACTIVITY



Month	Adjusted Scheduled Activity (UDA)	
	2019	2020
April	1,498	567
May	3,217	1,905
June	4,486	2,813
July	6,799	4,833
August	8,254	6,006
September	9,676	7,693
October	11,250	
November	12,606	
December	13,442	
January	14,741	
February	15,919	
March	17,690	
April	18,518	
May	18,556	
June	18,559	

QUALITY

	Quantity	Base Number	Contract	AT	Region	England
% of FP17s for the same patient ID Re-attending within 3 months - Children	83	1,045	7.9%	11.5%	12.1%	11.5%
% of FP17s for the same patient ID Re-attending within 3 months - Adults	391	2,985	13.1%	16.1%	15.6%	15.4%
% of FP17s for the same patient ID Re-attending between 3 & 9 months - Children	499	1,045	47.8%	59.3%	61.2%	59.7%
% of FP17s for the same patient ID Re-attending between 3 & 9 months - Adults	1,542	2,985	51.7%	51.9%	54.3%	51.7%
% of FP17s for Band 1 Urgent Courses	385	3,651	10.5%	10.4%	9.1%	9.2%
% of FP17s Relating to Free Repair or Replacements	61	3,651	1.7%	0.8%	0.9%	0.7%
% of FP17s Relating to Continuations	56	3,651	1.5%	0.8%	1.0%	0.8%
% of Patients satisfied with the dentistry they have received	3	3	N/A	92.3%	94.4%	93.5%
% of Patients satisfied with the time they had to wait for an appointment	3	3	N/A	87.3%	88.1%	87.4%

* This is based on patients treated on this contract for their most recent course of treatment. Figures in italics indicate the base number of FP17s or Patient Questionnaire responses are less than 100. N/A is shown where the base number of responses is less than 10 during the period. % is calculated as Quantity/Base number*100

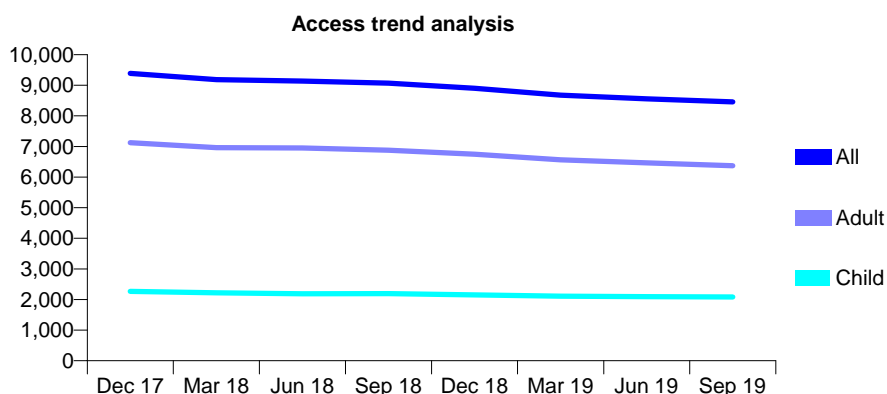
Q46 - Vital Signs At a Glance Contract Report for 173746/0001 - September 2019

Name or company name	Westhoughton (No1) Ltd
Contract type name	GDS Contract
Purpose of contract	General
Contract start date	01/11/2007
Contract end date	

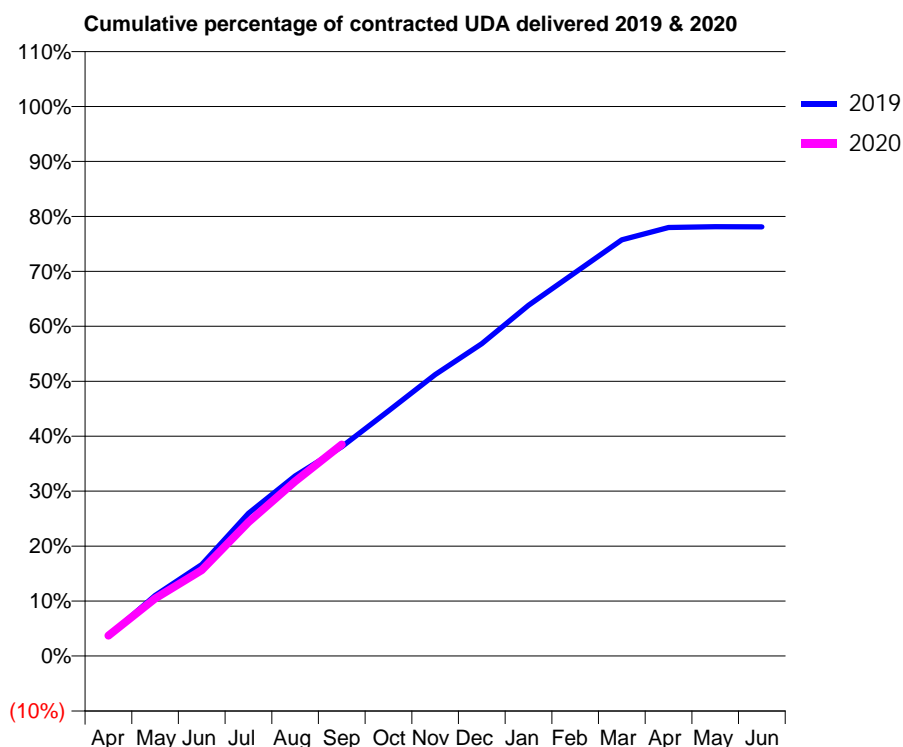
19/20 Contracted general activity (UDA)	29,940
Carry forward general activity (UDA)	0
19/20 Contracted orthodontic activity (UOA)	0
Carry forward orthodontic activity (UOA)	0
Baseline contract value	£918,081.98

ACCESS*

Patients seen in 24 months	Total	Change since previous quarter
Quarter ending September 2018	9,069	
Quarter ending December 2018	8,899	↓
Quarter ending March 2019	8,676	↓
Quarter ending June 2019	8,557	↓
Quarter ending September 2019	8,454	↓
Variance since September 2018	(6.8%)	↓



ACTIVITY



Month	Adjusted Scheduled Activity (UDA)	
	2019	2020
April	1,096	1,118
May	3,299	3,132
June	4,987	4,673
July	7,770	7,292
August	9,811	9,515
September	11,401	11,522
October	13,360	
November	15,334	
December	17,018	
January	19,103	
February	20,896	
March	22,675	
April	23,346	
May	23,390	
June	23,387	

QUALITY

	Quantity	Base Number	Contract	AT	Region	England
% of FP17s for the same patient ID Re-attending within 3 months - Children	119	1,710	7.0%	11.5%	12.1%	11.5%
% of FP17s for the same patient ID Re-attending within 3 months - Adults	618	4,864	12.7%	16.1%	15.6%	15.4%
% of FP17s for the same patient ID Re-attending between 3 & 9 months - Children	1,009	1,710	59.0%	59.3%	61.2%	59.7%
% of FP17s for the same patient ID Re-attending between 3 & 9 months - Adults	2,672	4,864	54.9%	51.9%	54.3%	51.7%
% of FP17s for Band 1 Urgent Courses	530	6,213	8.5%	10.4%	9.1%	9.2%
% of FP17s Relating to Free Repair or Replacements	47	6,213	0.8%	0.8%	0.9%	0.7%
% of FP17s Relating to Continuations	67	6,213	1.1%	0.8%	1.0%	0.8%
% of Patients satisfied with the dentistry they have received	0	0	N/A	92.3%	94.4%	93.5%
% of Patients satisfied with the time they had to wait for an appointment	0	0	N/A	87.3%	88.1%	87.4%

* This is based on patients treated on this contract for their most recent course of treatment. Figures in italics indicate the base number of FP17s or Patient Questionnaire responses are less than 100. N/A is shown where the base number of responses is less than 10 during the period. % is calculated as Quantity/Base number*100

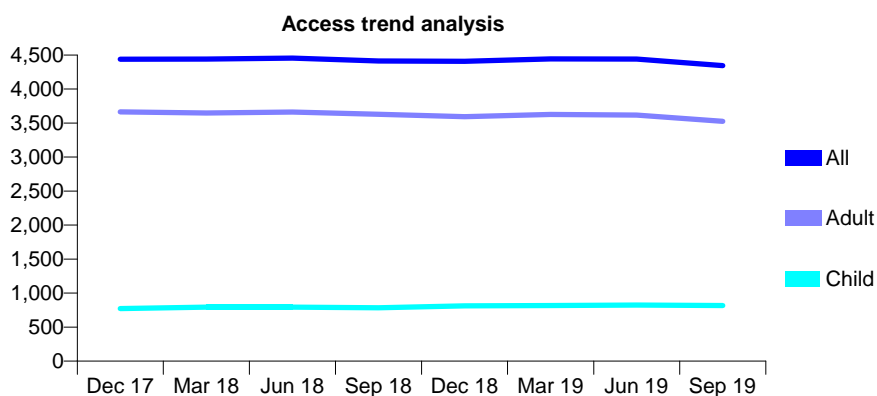
Q46 - Vital Signs At a Glance Contract Report for 177237/0002 - September 2019

Name or company name	Simon Taylor Dental Practice Ltd
Contract type name	GDS Contract
Purpose of contract	General
Contract start date	01/04/2012
Contract end date	

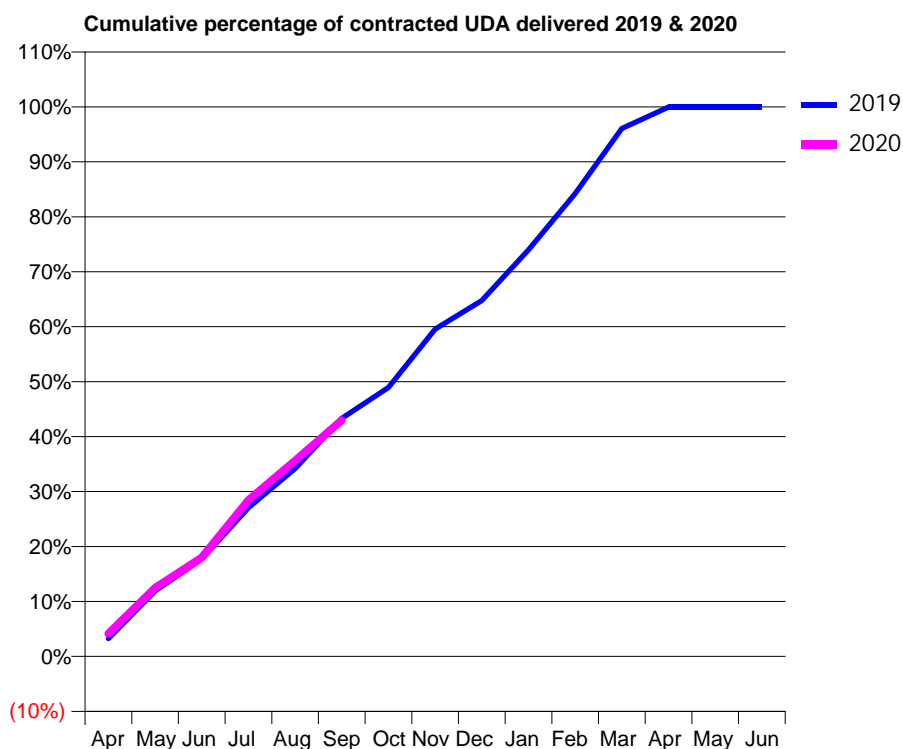
19/20 Contracted general activity (UDA)	13,950
Carry forward general activity (UDA)	0
19/20 Contracted orthodontic activity (UOA)	0
Carry forward orthodontic activity (UOA)	0
Baseline contract value	£436,753.63

ACCESS*

Patients seen in 24 months	Total	Change since previous quarter
Quarter ending September 2018	4,413	
Quarter ending December 2018	4,408	→
Quarter ending March 2019	4,444	→
Quarter ending June 2019	4,443	→
Quarter ending September 2019	4,344	↓
Variance since September 2018	(1.6%)	↓



ACTIVITY



Month	Adjusted Scheduled Activity (UDA)	
	2019	2020
April	450	580
May	1,664	1,741
June	2,473	2,511
July	3,777	3,967
August	4,770	4,970
September	6,046	5,994
October	6,827	
November	8,309	
December	9,034	
January	10,319	
February	11,751	
March	13,399	
April	13,947	
May	13,947	
June	13,947	

QUALITY

	Quantity	Base Number	Contract	AT	Region	England
% of FP17s for the same patient ID Re-attending within 3 months - Children	39	582	6.7%	11.5%	12.1%	11.5%
% of FP17s for the same patient ID Re-attending within 3 months - Adults	494	2,454	20.1%	16.1%	15.6%	15.4%
% of FP17s for the same patient ID Re-attending between 3 & 9 months - Children	361	582	62.0%	59.3%	61.2%	59.7%
% of FP17s for the same patient ID Re-attending between 3 & 9 months - Adults	1,255	2,454	51.1%	51.9%	54.3%	51.7%
% of FP17s for Band 1 Urgent Courses	383	2,869	13.3%	10.4%	9.1%	9.2%
% of FP17s Relating to Free Repair or Replacements	62	2,869	2.2%	0.8%	0.9%	0.7%
% of FP17s Relating to Continuations	55	2,869	1.9%	0.8%	1.0%	0.8%
% of Patients satisfied with the dentistry they have received	1	1	N/A	92.3%	94.4%	93.5%
% of Patients satisfied with the time they had to wait for an appointment	0	1	N/A	87.3%	88.1%	87.4%

* This is based on patients treated on this contract for their most recent course of treatment. Figures in italics indicate the base number of FP17s or Patient Questionnaire responses are less than 100. N/A is shown where the base number of responses is less than 10 during the period. % is calculated as Quantity/Base number*100

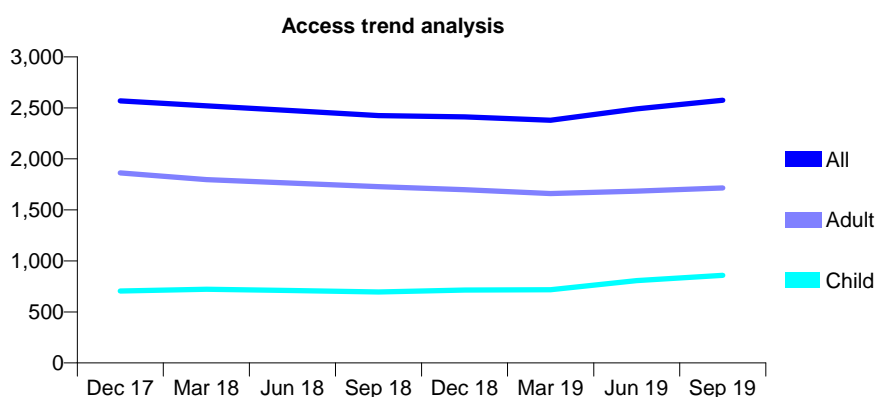
Q46 - Vital Signs At a Glance Contract Report for 178489/0001 - September 2019

Name or company name	Synergy Dental Clinic Swan Lane Ltd
Contract type name	GDS Contract
Purpose of contract	General
Contract start date	01/02/2015
Contract end date	

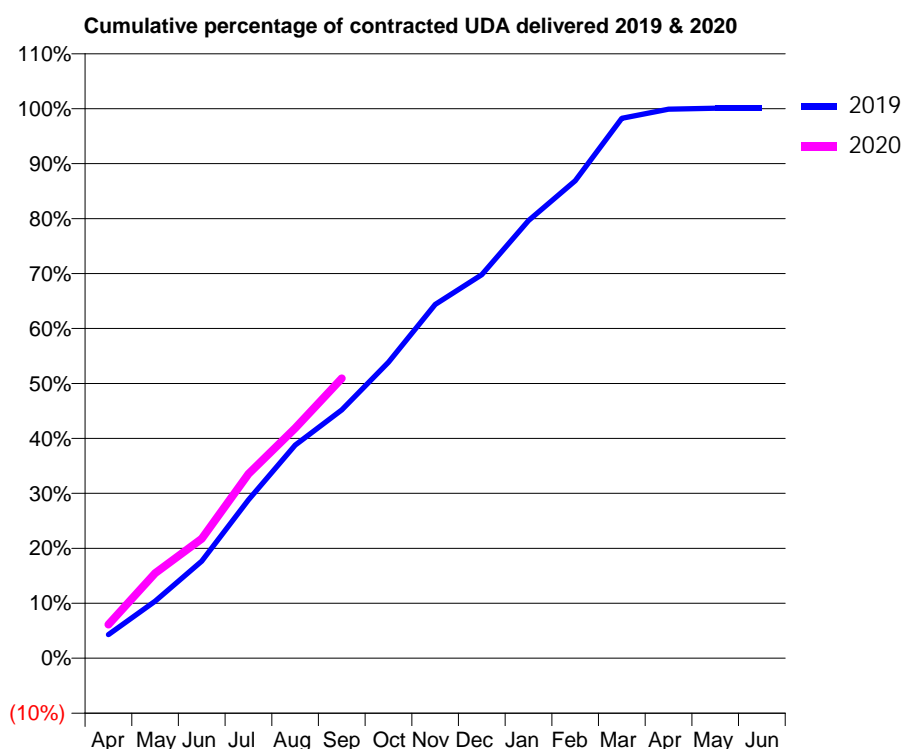
19/20 Contracted general activity (UDA)	6,940
Carry forward general activity (UDA)	0
19/20 Contracted orthodontic activity (UOA)	0
Carry forward orthodontic activity (UOA)	0
Baseline contract value	£192,498.83

ACCESS*

Patients seen in 24 months	Total	Change since previous quarter
Quarter ending September 2018	2,424	
Quarter ending December 2018	2,413	→
Quarter ending March 2019	2,379	↓
Quarter ending June 2019	2,491	↑
Quarter ending September 2019	2,575	↑
Variance since September 2018	6.2%	↑



ACTIVITY



Month	2019	2020
April	299	425
May	719	1,073
June	1,225	1,508
July	2,000	2,328
August	2,692	2,907
September	3,135	3,534
October	3,737	
November	4,467	
December	4,844	
January	5,527	
February	6,029	
March	6,819	
April	6,933	
May	6,945	
June	6,945	

QUALITY

	Quantity	Base Number	Contract	AT	Region	England
% of FP17s for the same patient ID Re-attending within 3 months - Children	44	771	5.7%	11.5%	12.1%	11.5%
% of FP17s for the same patient ID Re-attending within 3 months - Adults	136	1,222	11.1%	16.1%	15.6%	15.4%
% of FP17s for the same patient ID Re-attending between 3 & 9 months - Children	420	771	54.5%	59.3%	61.2%	59.7%
% of FP17s for the same patient ID Re-attending between 3 & 9 months - Adults	720	1,222	58.9%	51.9%	54.3%	51.7%
% of FP17s for Band 1 Urgent Courses	142	1,934	7.3%	10.4%	9.1%	9.2%
% of FP17s Relating to Free Repair or Replacements	10	1,934	0.5%	0.8%	0.9%	0.7%
% of FP17s Relating to Continuations	0	1,934	0.0%	0.8%	1.0%	0.8%
% of Patients satisfied with the dentistry they have received	0	0	N/A	92.3%	94.4%	93.5%
% of Patients satisfied with the time they had to wait for an appointment	0	0	N/A	87.3%	88.1%	87.4%

* This is based on patients treated on this contract for their most recent course of treatment.

Figures in italics indicate the base number of FP17s or Patient Questionnaire responses are less than 100. N/A is shown where the base number of responses is less than 10 during the period. % is calculated as Quantity/Base number*100

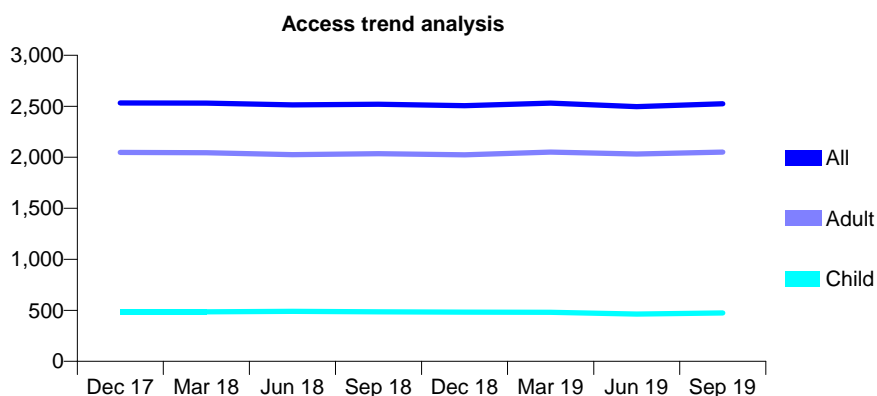
Q46 - Vital Signs At a Glance Contract Report for 179663/0001 - September 2019

Name or company name	757 Blackburn Road Dental Practice
Contract type name	GDS Contract
Purpose of contract	General
Contract start date	01/04/2012
Contract end date	

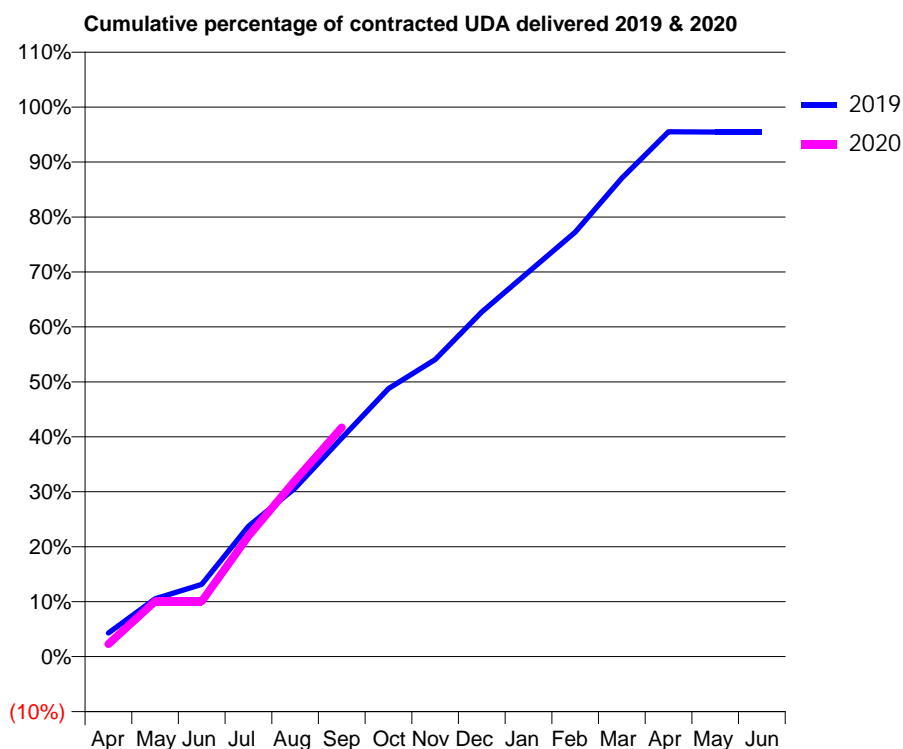
19/20 Contracted general activity (UDA)	8,505
Carry forward general activity (UDA)	0
19/20 Contracted orthodontic activity (UOA)	0
Carry forward orthodontic activity (UOA)	0
Baseline contract value	£220,101.24

ACCESS*

Patients seen in 24 months	Total	Change since previous quarter
Quarter ending September 2018	2,520	
Quarter ending December 2018	2,507	→
Quarter ending March 2019	2,531	→
Quarter ending June 2019	2,496	↓
Quarter ending September 2019	2,525	→
Variance since September 2018	0.2%	→



ACTIVITY



Month	Adjusted Scheduled Activity (UDA)	
	2019	2020
April	367	196
May	895	855
June	1,119	855
July	2,018	1,866
August	2,609	2,729
September	3,383	3,546
October	4,147	
November	4,598	
December	5,334	
January	5,953	
February	6,570	
March	7,404	
April	8,123	
May	8,118	
June	8,118	

QUALITY

	Quantity	Base Number	Contract	AT	Region	England
% of FP17s for the same patient ID Re-attending within 3 months - Children	21	398	5.3%	11.5%	12.1%	11.5%
% of FP17s for the same patient ID Re-attending within 3 months - Adults	243	1,637	14.8%	16.1%	15.6%	15.4%
% of FP17s for the same patient ID Re-attending between 3 & 9 months - Children	295	398	74.1%	59.3%	61.2%	59.7%
% of FP17s for the same patient ID Re-attending between 3 & 9 months - Adults	1,035	1,637	63.2%	51.9%	54.3%	51.7%
% of FP17s for Band 1 Urgent Courses	125	1,785	7.0%	10.4%	9.1%	9.2%
% of FP17s Relating to Free Repair or Replacements	26	1,785	1.5%	0.8%	0.9%	0.7%
% of FP17s Relating to Continuations	12	1,785	0.7%	0.8%	1.0%	0.8%
% of Patients satisfied with the dentistry they have received	0	0	N/A	92.3%	94.4%	93.5%
% of Patients satisfied with the time they had to wait for an appointment	0	0	N/A	87.3%	88.1%	87.4%

* This is based on patients treated on this contract for their most recent course of treatment. Figures in italics indicate the base number of FP17s or Patient Questionnaire responses are less than 100. N/A is shown where the base number of responses is less than 10 during the period. % is calculated as Quantity/Base number*100

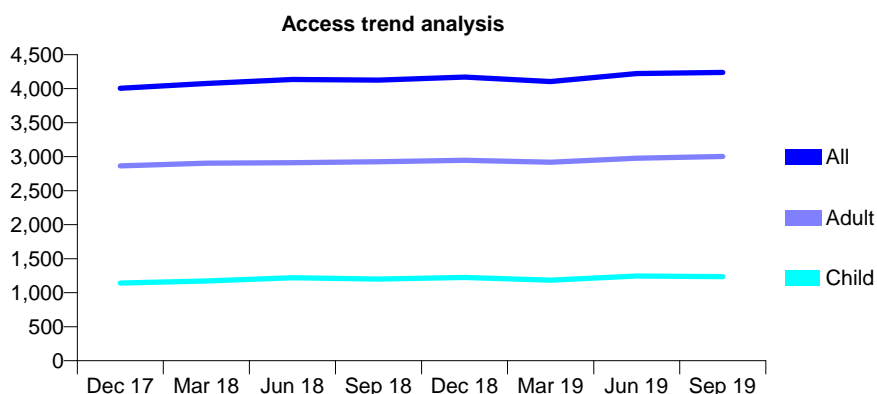
Q46 - Vital Signs At a Glance Contract Report for 179701/0001 - September 2019

Name or company name	Pearldent Dental Practice
Contract type name	GDS Contract
Purpose of contract	General
Contract start date	01/10/2009
Contract end date	

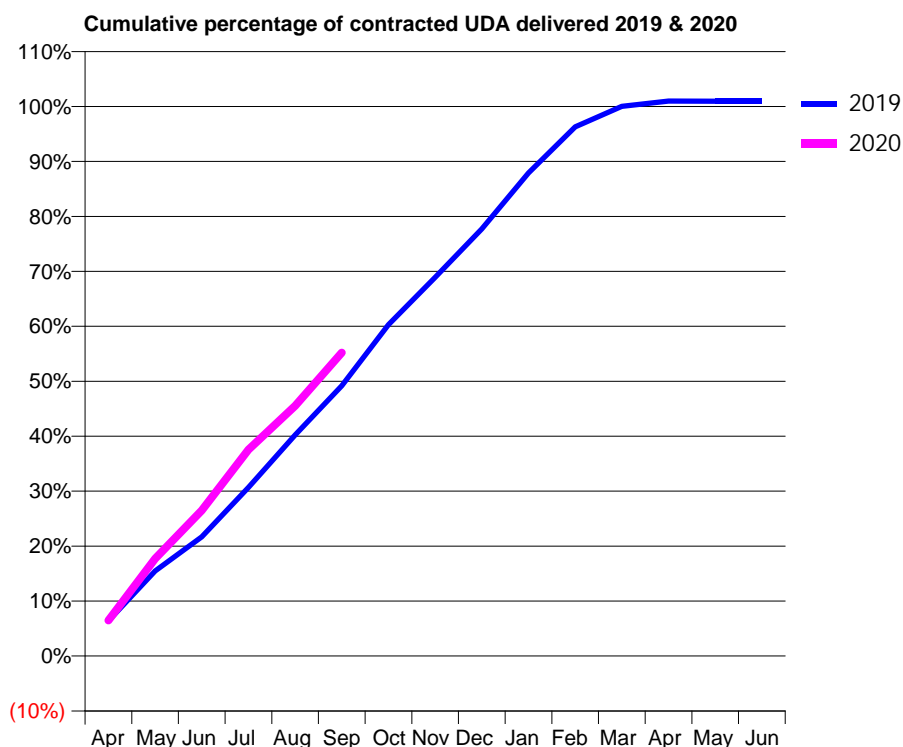
19/20 Contracted general activity (UDA)	9,900
Carry forward general activity (UDA)	0
19/20 Contracted orthodontic activity (UOA)	0
Carry forward orthodontic activity (UOA)	0
Baseline contract value	£359,539.86

ACCESS*

Patients seen in 24 months	Total	Change since previous quarter
Quarter ending September 2018	4,127	
Quarter ending December 2018	4,171	→
Quarter ending March 2019	4,104	↓
Quarter ending June 2019	4,223	↑
Quarter ending September 2019	4,239	→
Variance since September 2018	2.7%	↑



ACTIVITY



Month	Adjusted Scheduled Activity (UDA)	
	2019	2020
April	632	642
May	1,531	1,754
June	2,147	2,623
July	3,037	3,718
August	3,982	4,507
September	4,869	5,465
October	5,970	
November	6,821	
December	7,693	
January	8,703	
February	9,533	
March	9,901	
April	9,997	
May	9,996	
June	9,996	

QUALITY

	Quantity	Base Number	Contract	AT	Region	England
% of FP17s for the same patient ID Re-attending within 3 months - Children	35	1,130	3.1%	11.5%	12.1%	11.5%
% of FP17s for the same patient ID Re-attending within 3 months - Adults	226	2,444	9.2%	16.1%	15.6%	15.4%
% of FP17s for the same patient ID Re-attending between 3 & 9 months - Children	903	1,130	79.9%	59.3%	61.2%	59.7%
% of FP17s for the same patient ID Re-attending between 3 & 9 months - Adults	1,560	2,444	63.8%	51.9%	54.3%	51.7%
% of FP17s for Band 1 Urgent Courses	144	3,241	4.4%	10.4%	9.1%	9.2%
% of FP17s Relating to Free Repair or Replacements	15	3,241	0.5%	0.8%	0.9%	0.7%
% of FP17s Relating to Continuations	5	3,241	0.2%	0.8%	1.0%	0.8%
% of Patients satisfied with the dentistry they have received	0	0	N/A	92.3%	94.4%	93.5%
% of Patients satisfied with the time they had to wait for an appointment	0	0	N/A	87.3%	88.1%	87.4%

* This is based on patients treated on this contract for their most recent course of treatment. Figures in italics indicate the base number of FP17s or Patient Questionnaire responses are less than 100. N/A is shown where the base number of responses is less than 10 during the period. % is calculated as Quantity/Base number*100

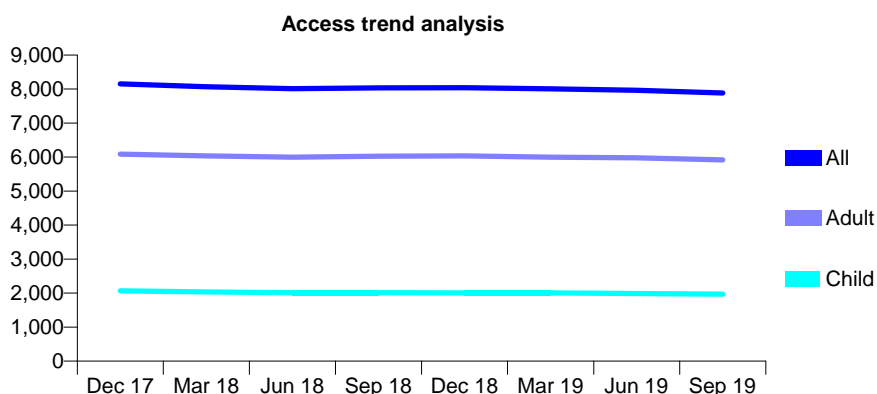
Q46 - Vital Signs At a Glance Contract Report for 179728/0001 - September 2019

Name or company name	Hadfield Dental Care Ltd
Contract type name	GDS Contract
Purpose of contract	General
Contract start date	01/12/2007
Contract end date	

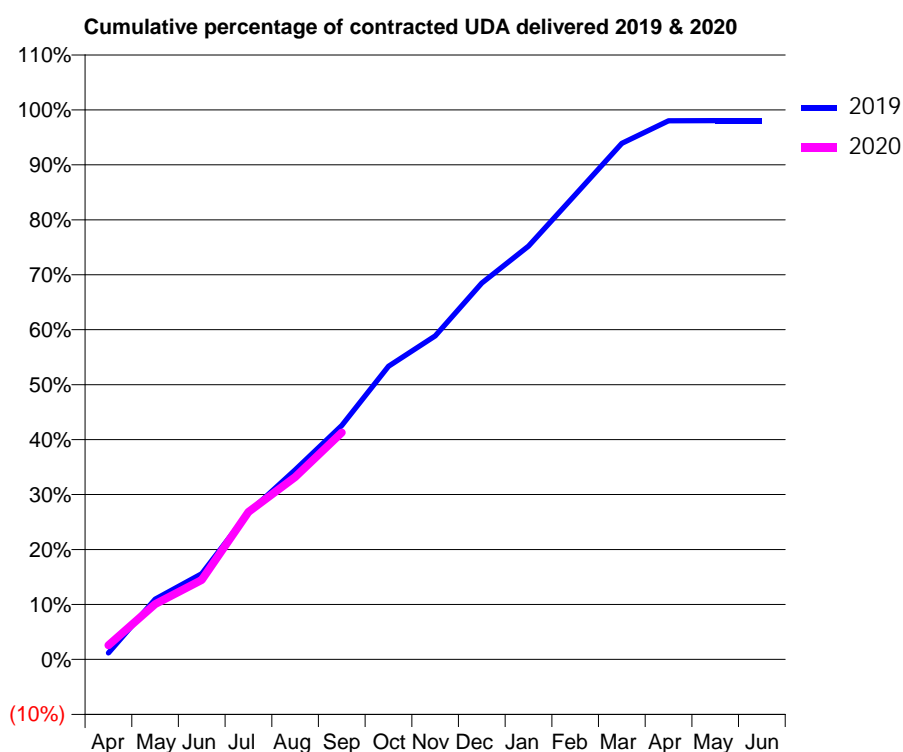
19/20 Contracted general activity (UDA)	24,325
Carry forward general activity (UDA)	0
19/20 Contracted orthodontic activity (UOA)	0
Carry forward orthodontic activity (UOA)	0
Baseline contract value	£830,004.06

ACCESS*

Patients seen in 24 months	Total	Change since previous quarter
Quarter ending September 2018	8,035	
Quarter ending December 2018	8,042	→
Quarter ending March 2019	8,005	→
Quarter ending June 2019	7,968	→
Quarter ending September 2019	7,886	↓
Variance since September 2018	(1.9%)	↓



ACTIVITY



Month	Adjusted Scheduled Activity (UDA)	
	2019	2020
April	288	629
May	2,664	2,449
June	3,792	3,522
July	6,500	6,523
August	8,389	8,070
September	10,350	10,045
October	12,980	
November	14,319	
December	16,664	
January	18,299	
February	20,566	
March	22,840	
April	23,838	
May	23,842	
June	23,846	

QUALITY

	Quantity	Base Number	Contract	AT	Region	England
% of FP17s for the same patient ID Re-attending within 3 months - Children	150	1,755	8.5%	11.5%	12.1%	11.5%
% of FP17s for the same patient ID Re-attending within 3 months - Adults	744	4,965	15.0%	16.1%	15.6%	15.4%
% of FP17s for the same patient ID Re-attending between 3 & 9 months - Children	1,298	1,755	74.0%	59.3%	61.2%	59.7%
% of FP17s for the same patient ID Re-attending between 3 & 9 months - Adults	3,306	4,965	66.6%	51.9%	54.3%	51.7%
% of FP17s for Band 1 Urgent Courses	639	6,157	10.4%	10.4%	9.1%	9.2%
% of FP17s Relating to Free Repair or Replacements	47	6,157	0.8%	0.8%	0.9%	0.7%
% of FP17s Relating to Continuations	39	6,157	0.6%	0.8%	1.0%	0.8%
% of Patients satisfied with the dentistry they have received	2	2	N/A	92.3%	94.4%	93.5%
% of Patients satisfied with the time they had to wait for an appointment	2	2	N/A	87.3%	88.1%	87.4%

* This is based on patients treated on this contract for their most recent course of treatment. Figures in italics indicate the base number of FP17s or Patient Questionnaire responses are less than 100. N/A is shown where the base number of responses is less than 10 during the period. % is calculated as Quantity/Base number*100

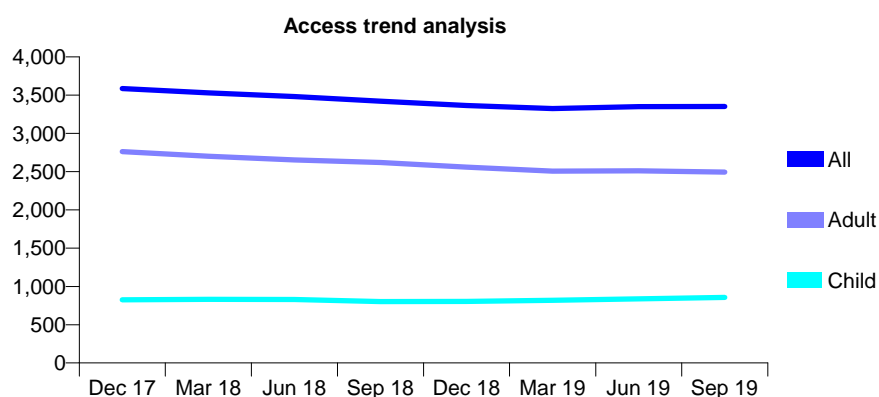
Q46 - Vital Signs At a Glance Contract Report for 180181/0001 - September 2019

Name or company name	New Cross Dental Care
Contract type name	GDS Contract
Purpose of contract	General
Contract start date	01/04/2010
Contract end date	

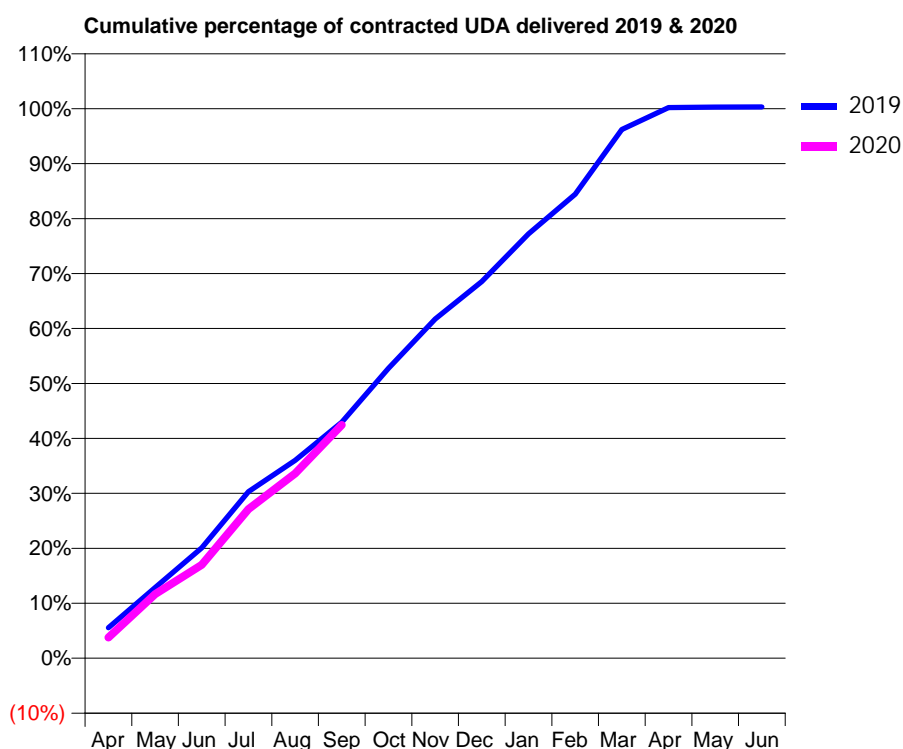
19/20 Contracted general activity (UDA)	10,669
Carry forward general activity (UDA)	0
19/20 Contracted orthodontic activity (UOA)	0
Carry forward orthodontic activity (UOA)	0
Baseline contract value	£310,309.18

ACCESS*

Patients seen in 24 months	Total	Change since previous quarter
Quarter ending September 2018	3,421	
Quarter ending December 2018	3,364	↓
Quarter ending March 2019	3,325	↓
Quarter ending June 2019	3,349	→
Quarter ending September 2019	3,351	→
Variance since September 2018	(2.0%)	↓



ACTIVITY



Month	2019	2020
April	591	404
May	1,372	1,245
June	2,143	1,812
July	3,232	2,895
August	3,845	3,588
September	4,582	4,529
October	5,626	
November	6,584	
December	7,313	
January	8,238	
February	9,008	
March	10,264	
April	10,690	
May	10,700	
June	10,703	

QUALITY

	Quantity	Base Number	Contract	AT	Region	England
% of FP17s for the same patient ID Re-attending within 3 months - Children	42	643	6.5%	11.5%	12.1%	11.5%
% of FP17s for the same patient ID Re-attending within 3 months - Adults	149	1,541	9.7%	16.1%	15.6%	15.4%
% of FP17s for the same patient ID Re-attending between 3 & 9 months - Children	389	643	60.5%	59.3%	61.2%	59.7%
% of FP17s for the same patient ID Re-attending between 3 & 9 months - Adults	812	1,541	52.7%	51.9%	54.3%	51.7%
% of FP17s for Band 1 Urgent Courses	74	2,018	3.7%	10.4%	9.1%	9.2%
% of FP17s Relating to Free Repair or Replacements	15	2,018	0.7%	0.8%	0.9%	0.7%
% of FP17s Relating to Continuations	0	2,018	0.0%	0.8%	1.0%	0.8%
% of Patients satisfied with the dentistry they have received	5	6	N/A	92.3%	94.4%	93.5%
% of Patients satisfied with the time they had to wait for an appointment	6	6	N/A	87.3%	88.1%	87.4%

* This is based on patients treated on this contract for their most recent course of treatment. Figures in italics indicate the base number of FP17s or Patient Questionnaire responses are less than 100. N/A is shown where the base number of responses is less than 10 during the period. % is calculated as Quantity/Base number*100

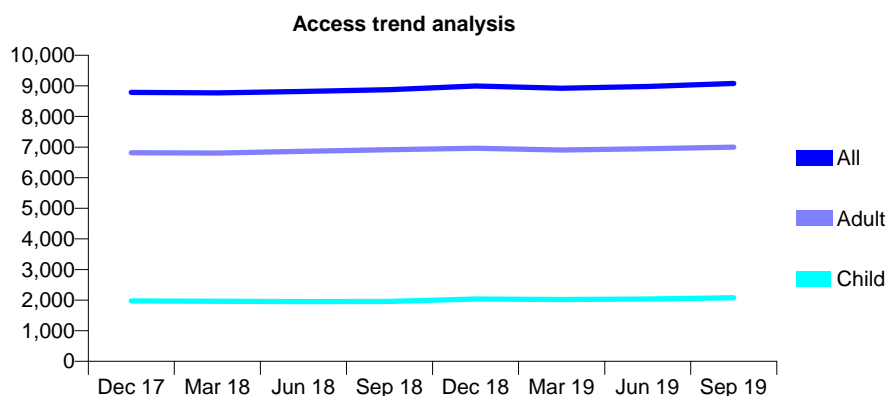
Q46 - Vital Signs At a Glance Contract Report for 180696/0001 - September 2019

Name or company name	Hyde Dental Practice
Contract type name	GDS Contract
Purpose of contract	General
Contract start date	01/04/2008
Contract end date	

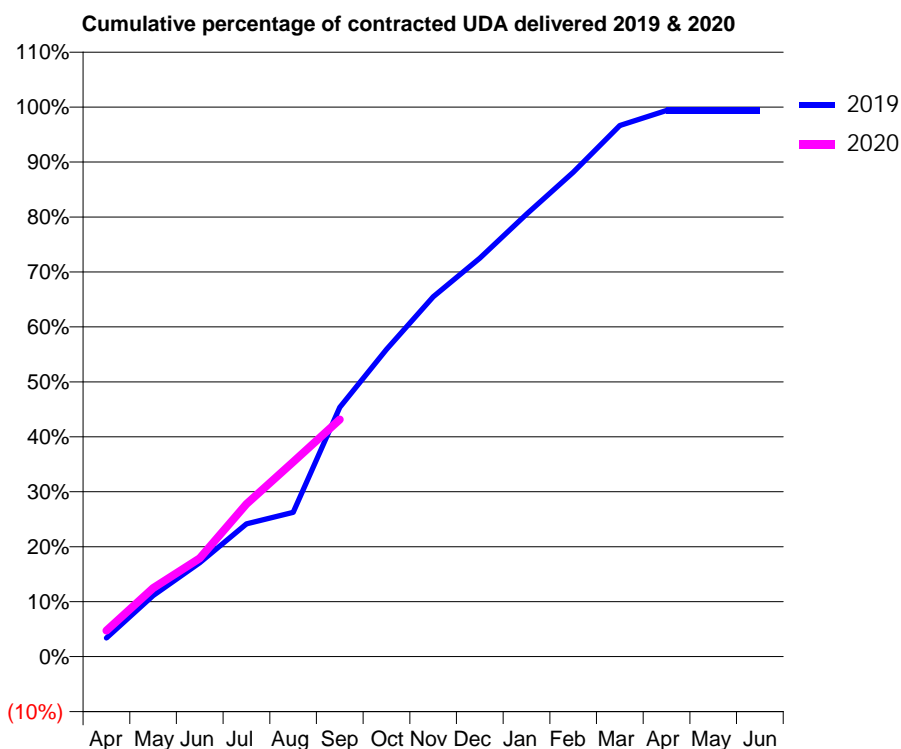
19/20 Contracted general activity (UDA)	26,795
Carry forward general activity (UDA)	0
19/20 Contracted orthodontic activity (UOA)	0
Carry forward orthodontic activity (UOA)	0
Baseline contract value	£907,073.76

ACCESS*

Patients seen in 24 months	Total	Change since previous quarter
Quarter ending September 2018	8,876	
Quarter ending December 2018	8,995	→
Quarter ending March 2019	8,923	→
Quarter ending June 2019	8,982	→
Quarter ending September 2019	9,079	→
Variance since September 2018	2.3%	↑



ACTIVITY



Month	Adjusted Scheduled Activity (UDA)	
	2019	2020
April	884	1,273
May	2,892	3,342
June	4,449	4,797
July	6,295	7,441
August	6,842	9,496
September	11,817	11,562
October	14,561	
November	17,055	
December	18,882	
January	20,965	
February	22,958	
March	25,171	
April	25,887	
May	25,883	
June	25,883	

QUALITY

	Quantity	Base Number	Contract	AT	Region	England
% of FP17s for the same patient ID Re-attending within 3 months - Children	132	1,467	9.0%	11.5%	12.1%	11.5%
% of FP17s for the same patient ID Re-attending within 3 months - Adults	982	5,494	17.9%	16.1%	15.6%	15.4%
% of FP17s for the same patient ID Re-attending between 3 & 9 months - Children	816	1,467	55.6%	59.3%	61.2%	59.7%
% of FP17s for the same patient ID Re-attending between 3 & 9 months - Adults	3,120	5,494	56.8%	51.9%	54.3%	51.7%
% of FP17s for Band 1 Urgent Courses	967	6,557	14.7%	10.4%	9.1%	9.2%
% of FP17s Relating to Free Repair or Replacements	56	6,557	0.9%	0.8%	0.9%	0.7%
% of FP17s Relating to Continuations	46	6,557	0.7%	0.8%	1.0%	0.8%
% of Patients satisfied with the dentistry they have received	0	0	N/A	92.3%	94.4%	93.5%
% of Patients satisfied with the time they had to wait for an appointment	0	0	N/A	87.3%	88.1%	87.4%

* This is based on patients treated on this contract for their most recent course of treatment. Figures in italics indicate the base number of FP17s or Patient Questionnaire responses are less than 100. N/A is shown where the base number of responses is less than 10 during the period. % is calculated as Quantity/Base number*100

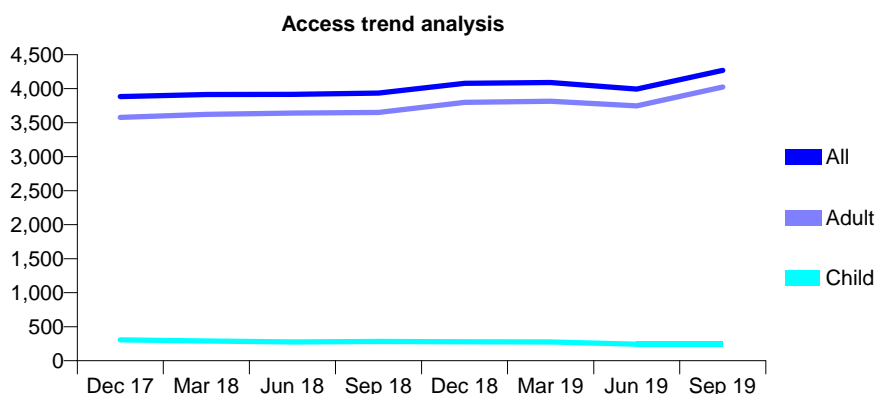
Q46 - Vital Signs At a Glance Contract Report for 180769/0001 - September 2019

Name or company name	Pennine Care HMR DAC
Contract type name	PDS Contract
Purpose of contract	General
Contract start date	01/04/2011
Contract end date	30/03/2020

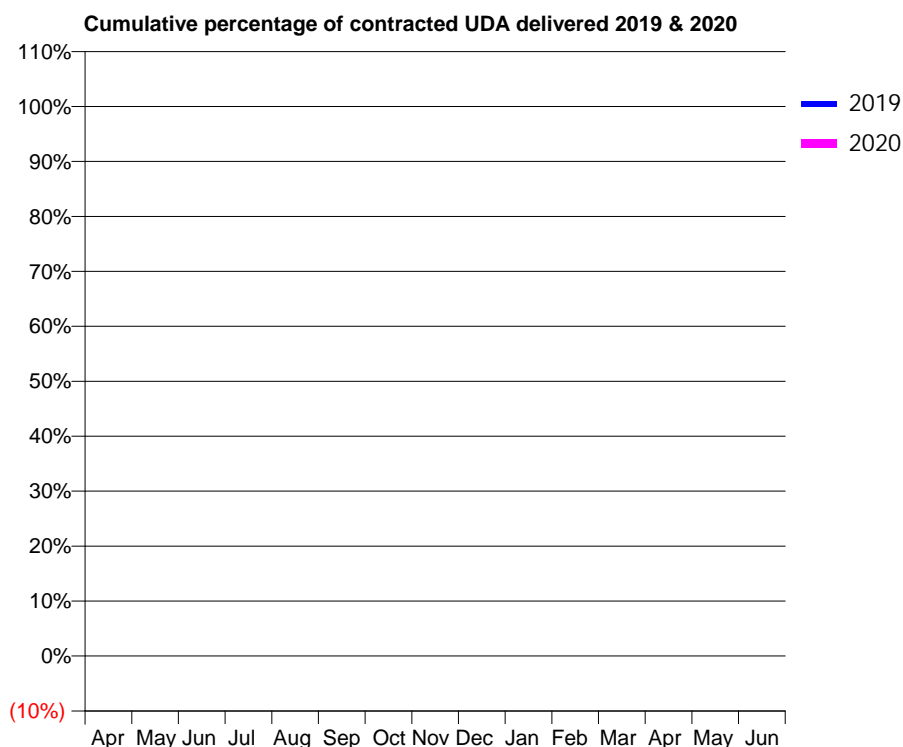
19/20 Contracted general activity (UDA)	2
Carry forward general activity (UDA)	0
19/20 Contracted orthodontic activity (UOA)	0
Carry forward orthodontic activity (UOA)	0
Baseline contract value	£0.00

ACCESS*

Patients seen in 24 months	Total	Change since previous quarter
Quarter ending September 2018	3,934	
Quarter ending December 2018	4,079	↑
Quarter ending March 2019	4,091	→
Quarter ending June 2019	3,993	↓
Quarter ending September 2019	4,270	↑
Variance since September 2018	8.5%	↑



ACTIVITY



Month	Adjusted Scheduled Activity (UDA)	
	2019	2020
April	101	141
May	647	534
June	1,051	636
July	1,644	1,129
August	2,114	1,644
September	2,482	1,919
October	2,909	
November	3,626	
December	3,973	
January	4,399	
February	4,878	
March	5,376	
April	5,487	
May	5,493	
June	5,493	

QUALITY

	Quantity	Base Number	Contract	AT	Region	England
% of FP17s for the same patient ID Re-attending within 3 months - Children	7	169	4.1%	11.5%	12.1%	11.5%
% of FP17s for the same patient ID Re-attending within 3 months - Adults	97	1,858	5.2%	16.1%	15.6%	15.4%
% of FP17s for the same patient ID Re-attending between 3 & 9 months - Children	3	169	1.8%	59.3%	61.2%	59.7%
% of FP17s for the same patient ID Re-attending between 3 & 9 months - Adults	71	1,858	3.8%	51.9%	54.3%	51.7%
% of FP17s for Band 1 Urgent Courses	1,887	1,898	99.4%	10.4%	9.1%	9.2%
% of FP17s Relating to Free Repair or Replacements	0	1,898	0.0%	0.8%	0.9%	0.7%
% of FP17s Relating to Continuations	0	1,898	0.0%	0.8%	1.0%	0.8%
% of Patients satisfied with the dentistry they have received	0	0	N/A	92.3%	94.4%	93.5%
% of Patients satisfied with the time they had to wait for an appointment	0	0	N/A	87.3%	88.1%	87.4%

* This is based on patients treated on this contract for their most recent course of treatment. Figures in italics indicate the base number of FP17s or Patient Questionnaire responses are less than 100. N/A is shown where the base number of responses is less than 10 during the period. % is calculated as Quantity/Base number*100

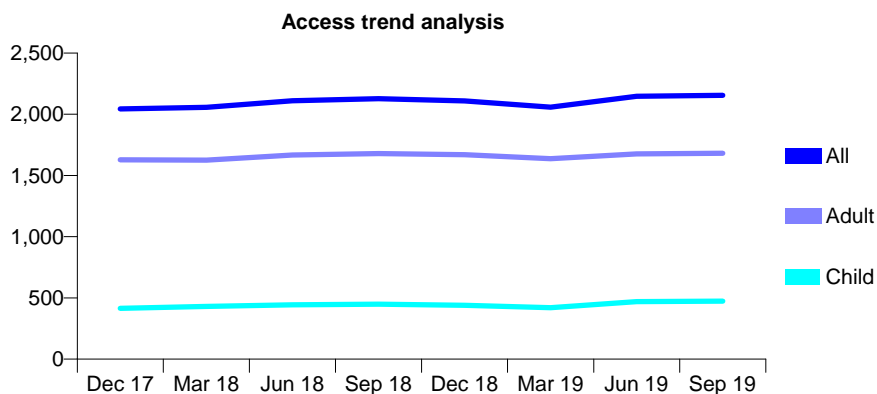
Q46 - Vital Signs At a Glance Contract Report for 181560/0001 - September 2019

Name or company name	Mr N Patel
Contract type name	GDS Contract
Purpose of contract	General
Contract start date	01/04/2012
Contract end date	

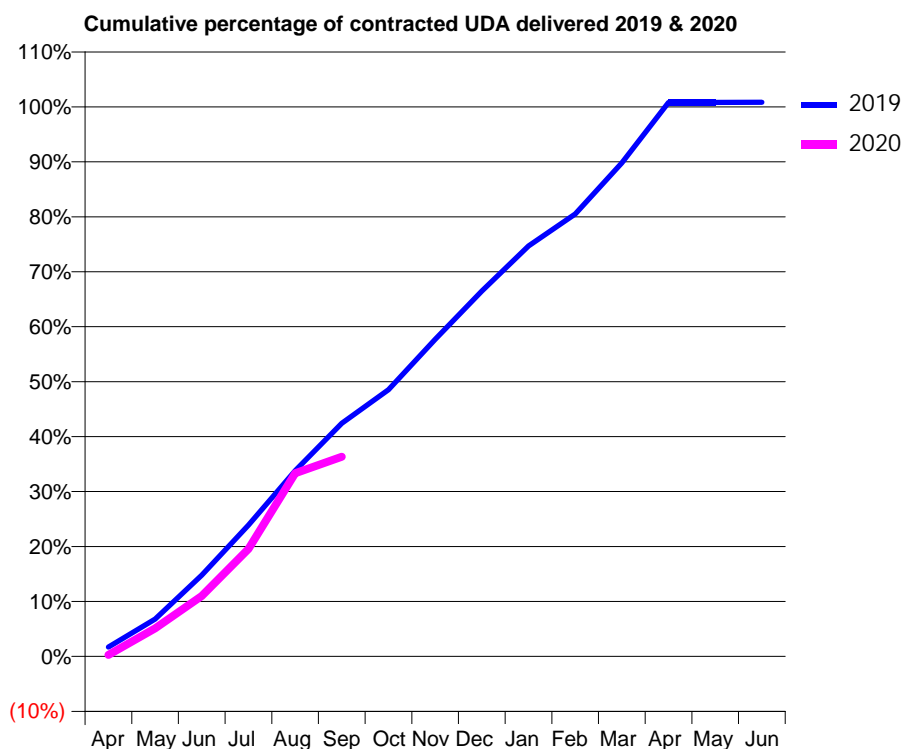
19/20 Contracted general activity (UDA)	7,129
Carry forward general activity (UDA)	0
19/20 Contracted orthodontic activity (UOA)	0
Carry forward orthodontic activity (UOA)	0
Baseline contract value	£234,900.29

ACCESS*

Patients seen in 24 months	Total	Change since previous quarter
Quarter ending September 2018	2,128	
Quarter ending December 2018	2,110	→
Quarter ending March 2019	2,058	↓
Quarter ending June 2019	2,146	↑
Quarter ending September 2019	2,155	→
Variance since September 2018	1.3%	→



ACTIVITY



Adjusted Scheduled Activity (UDA)		
Month	2019	2020
April	122	20
May	484	365
June	1,055	785
July	1,703	1,394
August	2,408	2,376
September	3,025	2,591
October	3,459	
November	4,114	
December	4,739	
January	5,323	
February	5,739	
March	6,401	
April	7,188	
May	7,188	
June	7,189	

QUALITY

	Quantity	Base Number	Contract	AT	Region	England
% of FP17s for the same patient ID Re-attending within 3 months - Children	36	426	8.5%	11.5%	12.1%	11.5%
% of FP17s for the same patient ID Re-attending within 3 months - Adults	124	1,241	10.0%	16.1%	15.6%	15.4%
% of FP17s for the same patient ID Re-attending between 3 & 9 months - Children	207	426	48.6%	59.3%	61.2%	59.7%
% of FP17s for the same patient ID Re-attending between 3 & 9 months - Adults	723	1,241	58.3%	51.9%	54.3%	51.7%
% of FP17s for Band 1 Urgent Courses	66	1,303	5.1%	10.4%	9.1%	9.2%
% of FP17s Relating to Free Repair or Replacements	10	1,303	0.8%	0.8%	0.9%	0.7%
% of FP17s Relating to Continuations	4	1,303	0.3%	0.8%	1.0%	0.8%
% of Patients satisfied with the dentistry they have received	2	2	N/A	92.3%	94.4%	93.5%
% of Patients satisfied with the time they had to wait for an appointment	2	2	N/A	87.3%	88.1%	87.4%

* This is based on patients treated on this contract for their most recent course of treatment. Figures in italics indicate the base number of FP17s or Patient Questionnaire responses are less than 100. N/A is shown where the base number of responses is less than 10 during the period. % is calculated as Quantity/Base number*100

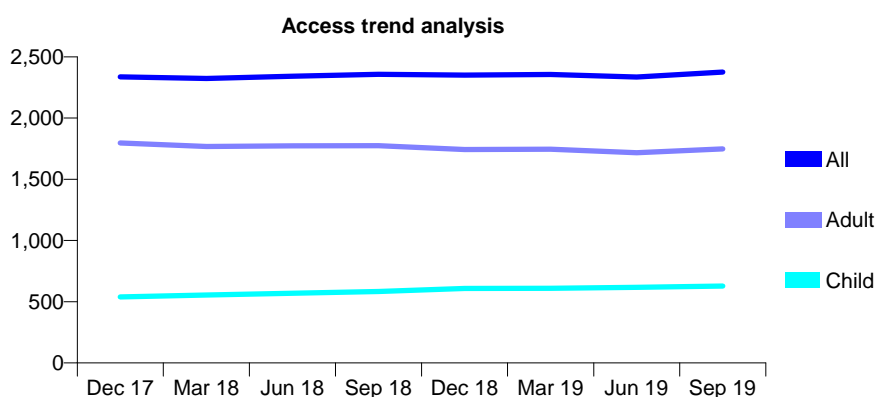
Q46 - Vital Signs At a Glance Contract Report for 182737/0001 - September 2019

Name or company name	Mrs JL Lapidus
Contract type name	GDS Contract
Purpose of contract	General
Contract start date	22/08/2013
Contract end date	

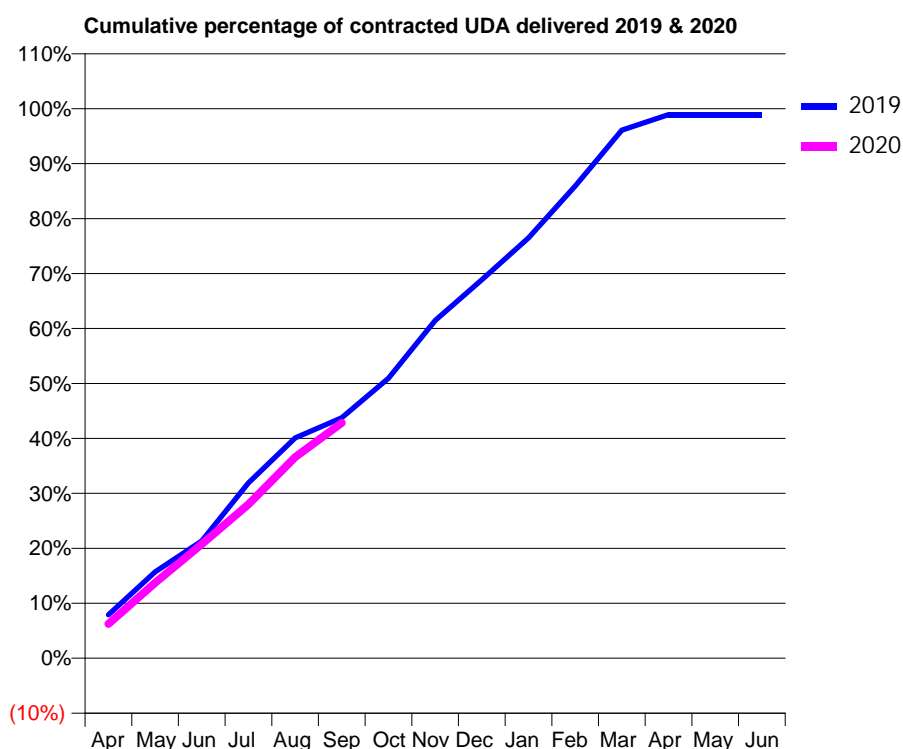
19/20 Contracted general activity (UDA)	5,564
Carry forward general activity (UDA)	0
19/20 Contracted orthodontic activity (UOA)	0
Carry forward orthodontic activity (UOA)	0
Baseline contract value	£154,405.65

ACCESS*

Patients seen in 24 months	Total	Change since previous quarter
Quarter ending September 2018	2,358	
Quarter ending December 2018	2,351	→
Quarter ending March 2019	2,356	→
Quarter ending June 2019	2,335	→
Quarter ending September 2019	2,376	→
Variance since September 2018	0.8%	→



ACTIVITY



Month	2019	2020
April	440	348
May	874	764
June	1,188	1,155
July	1,775	1,558
August	2,230	2,036
September	2,435	2,382
October	2,835	
November	3,420	
December	3,832	
January	4,257	
February	4,781	
March	5,347	
April	5,504	
May	5,504	
June	5,504	

QUALITY

	Quantity	Base Number	Contract	AT	Region	England
% of FP17s for the same patient ID Re-attending within 3 months - Children	19	394	4.8%	11.5%	12.1%	11.5%
% of FP17s for the same patient ID Re-attending within 3 months - Adults	96	1,006	9.5%	16.1%	15.6%	15.4%
% of FP17s for the same patient ID Re-attending between 3 & 9 months - Children	197	394	50.0%	59.3%	61.2%	59.7%
% of FP17s for the same patient ID Re-attending between 3 & 9 months - Adults	504	1,006	50.1%	51.9%	54.3%	51.7%
% of FP17s for Band 1 Urgent Courses	20	1,314	1.5%	10.4%	9.1%	9.2%
% of FP17s Relating to Free Repair or Replacements	2	1,314	0.2%	0.8%	0.9%	0.7%
% of FP17s Relating to Continuations	28	1,314	2.1%	0.8%	1.0%	0.8%
% of Patients satisfied with the dentistry they have received	0	0	N/A	92.3%	94.4%	93.5%
% of Patients satisfied with the time they had to wait for an appointment	0	0	N/A	87.3%	88.1%	87.4%

* This is based on patients treated on this contract for their most recent course of treatment. Figures in italics indicate the base number of FP17s or Patient Questionnaire responses are less than 100. N/A is shown where the base number of responses is less than 10 during the period. % is calculated as Quantity/Base number*100

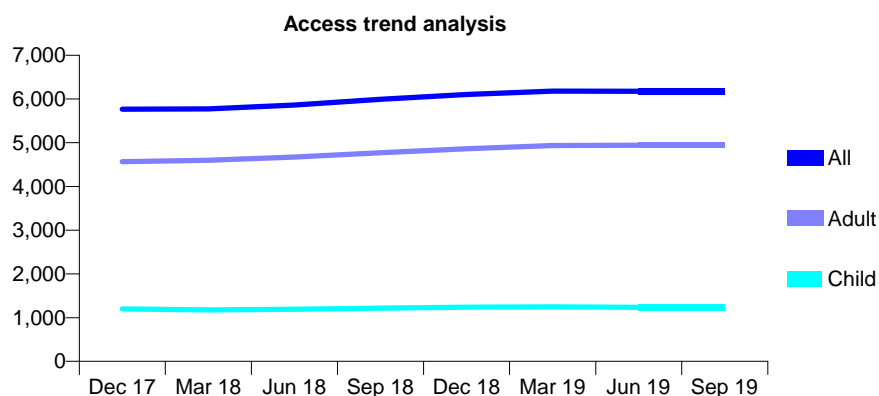
Q46 - Vital Signs At a Glance Contract Report for 183148/0001 - September 2019

Name or company name	Wood and Associate Dental Care LTD
Contract type name	GDS Contract
Purpose of contract	General
Contract start date	01/08/2007
Contract end date	

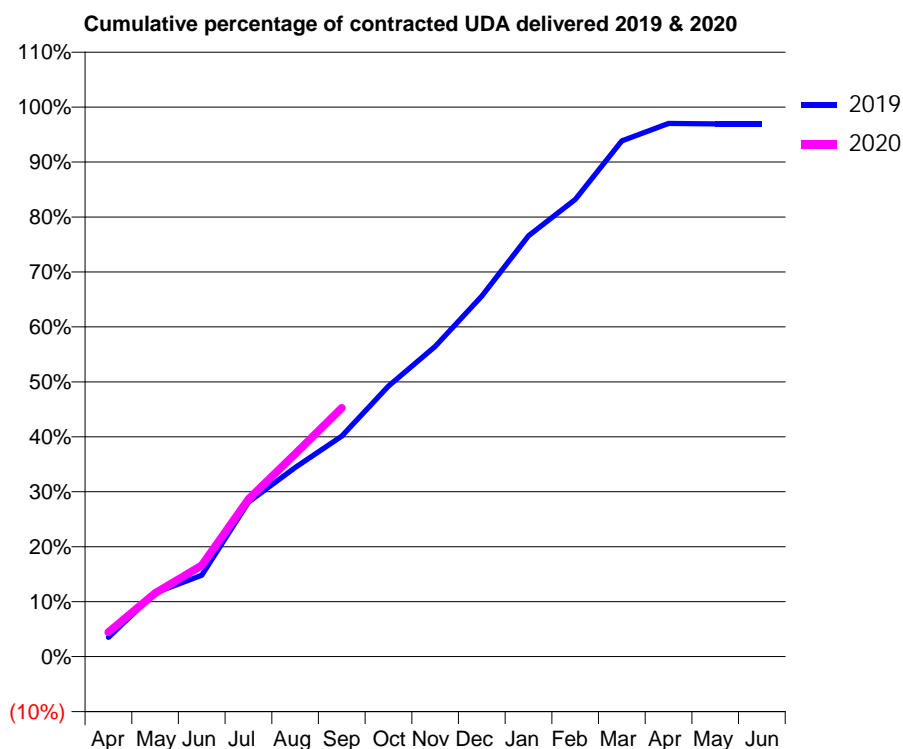
19/20 Contracted general activity (UDA)	15,240
Carry forward general activity (UDA)	0
19/20 Contracted orthodontic activity (UOA)	0
Carry forward orthodontic activity (UOA)	0
Baseline contract value	£520,815.98

ACCESS*

Patients seen in 24 months	Total	Change since previous quarter
Quarter ending September 2018	5,991	
Quarter ending December 2018	6,101	→
Quarter ending March 2019	6,181	→
Quarter ending June 2019	6,179	→
Quarter ending September 2019	6,178	→
Variance since September 2018	3.1%	↑



ACTIVITY



Month	Adjusted Scheduled Activity (UDA)	
	2019	2020
April	536	678
May	1,768	1,760
June	2,259	2,527
July	4,286	4,367
August	5,242	5,621
September	6,115	6,896
October	7,503	
November	8,603	
December	9,998	
January	11,668	
February	12,676	
March	14,305	
April	14,788	
May	14,773	
June	14,773	

QUALITY

	Quantity	Base Number	Contract	AT	Region	England
% of FP17s for the same patient ID Re-attending within 3 months - Children	66	1,018	6.5%	11.5%	12.1%	11.5%
% of FP17s for the same patient ID Re-attending within 3 months - Adults	385	3,356	11.5%	16.1%	15.6%	15.4%
% of FP17s for the same patient ID Re-attending between 3 & 9 months - Children	652	1,018	64.0%	59.3%	61.2%	59.7%
% of FP17s for the same patient ID Re-attending between 3 & 9 months - Adults	1,740	3,356	51.8%	51.9%	54.3%	51.7%
% of FP17s for Band 1 Urgent Courses	371	4,098	9.1%	10.4%	9.1%	9.2%
% of FP17s Relating to Free Repair or Replacements	41	4,098	1.0%	0.8%	0.9%	0.7%
% of FP17s Relating to Continuations	43	4,098	1.0%	0.8%	1.0%	0.8%
% of Patients satisfied with the dentistry they have received	0	0	N/A	92.3%	94.4%	93.5%
% of Patients satisfied with the time they had to wait for an appointment	0	0	N/A	87.3%	88.1%	87.4%

* This is based on patients treated on this contract for their most recent course of treatment. Figures in italics indicate the base number of FP17s or Patient Questionnaire responses are less than 100. N/A is shown where the base number of responses is less than 10 during the period. % is calculated as Quantity/Base number*100

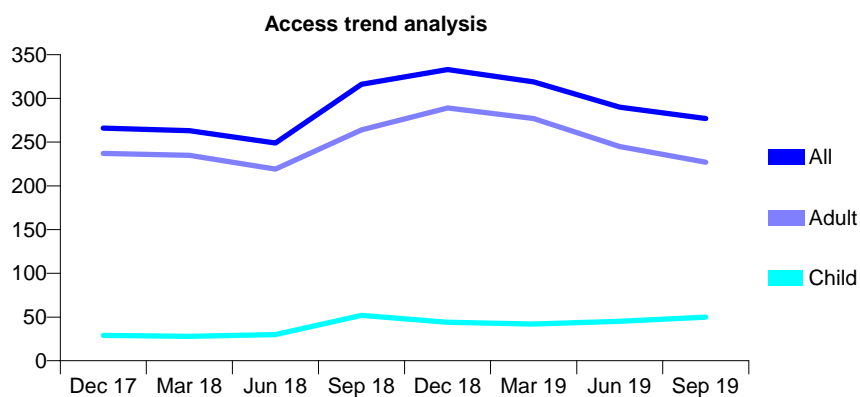
Q46 - Vital Signs At a Glance Contract Report for 183148/0002 - September 2019

Name or company name	Wood and Associate Dental Care LTD
Contract type name	GDS Contract
Purpose of contract	General
Contract start date	01/04/2012
Contract end date	

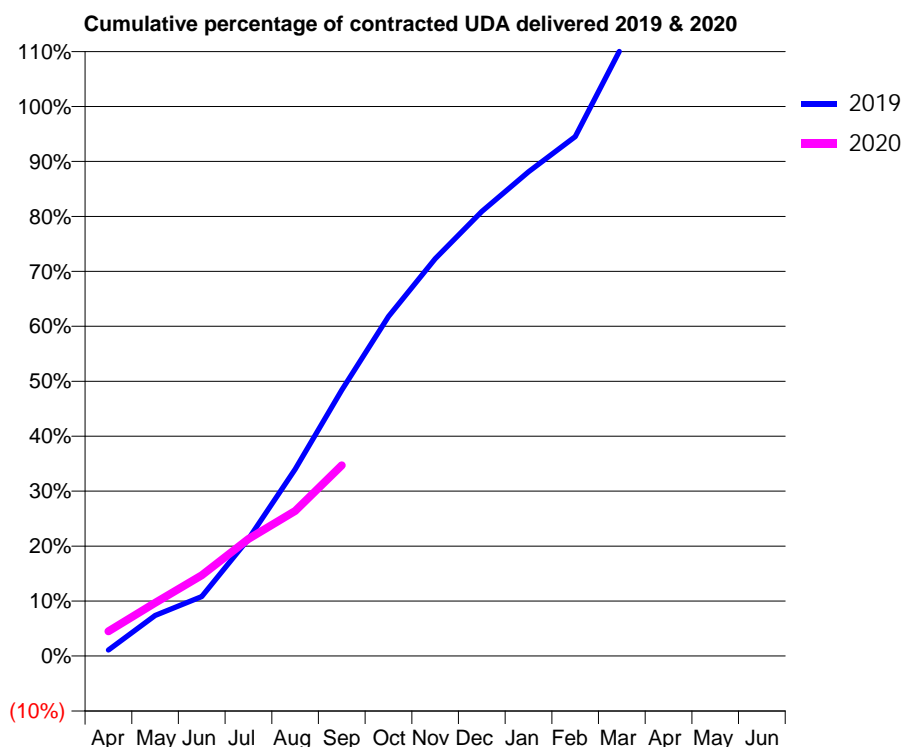
19/20 Contracted general activity (UDA)	1,000
Carry forward general activity (UDA)	0
19/20 Contracted orthodontic activity (UOA)	0
Carry forward orthodontic activity (UOA)	0
Baseline contract value	£34,174.16

ACCESS*

Patients seen in 24 months	Total	Change since previous quarter
Quarter ending September 2018	316	
Quarter ending December 2018	333	↑
Quarter ending March 2019	319	↓
Quarter ending June 2019	290	↓
Quarter ending September 2019	277	↓
Variance since September 2018	(12.3%)	↓



ACTIVITY



Month	Adjusted Scheduled Activity (UDA)	
	2019	2020
April	11	45
May	74	97
June	108	147
July	213	213
August	340	264
September	484	347
October	618	
November	723	
December	809	
January	881	
February	945	
March	1,109	
April	1,141	
May	1,141	
June	1,141	

QUALITY

	Quantity	Base Number	Contract	AT	Region	England
% of FP17s for the same patient ID Re-attending within 3 months - Children	0	25	0.0%	11.5%	12.1%	11.5%
% of FP17s for the same patient ID Re-attending within 3 months - Adults	5	85	5.9%	16.1%	15.6%	15.4%
% of FP17s for the same patient ID Re-attending between 3 & 9 months - Children	0	25	0.0%	59.3%	61.2%	59.7%
% of FP17s for the same patient ID Re-attending between 3 & 9 months - Adults	0	85	0.0%	51.9%	54.3%	51.7%
% of FP17s for Band 1 Urgent Courses	0	101	0.0%	10.4%	9.1%	9.2%
% of FP17s Relating to Free Repair or Replacements	0	101	0.0%	0.8%	0.9%	0.7%
% of FP17s Relating to Continuations	0	101	0.0%	0.8%	1.0%	0.8%
% of Patients satisfied with the dentistry they have received	0	0	N/A	92.3%	94.4%	93.5%
% of Patients satisfied with the time they had to wait for an appointment	0	0	N/A	87.3%	88.1%	87.4%

* This is based on patients treated on this contract for their most recent course of treatment. Figures in italics indicate the base number of FP17s or Patient Questionnaire responses are less than 100. N/A is shown where the base number of responses is less than 10 during the period. % is calculated as Quantity/Base number*100

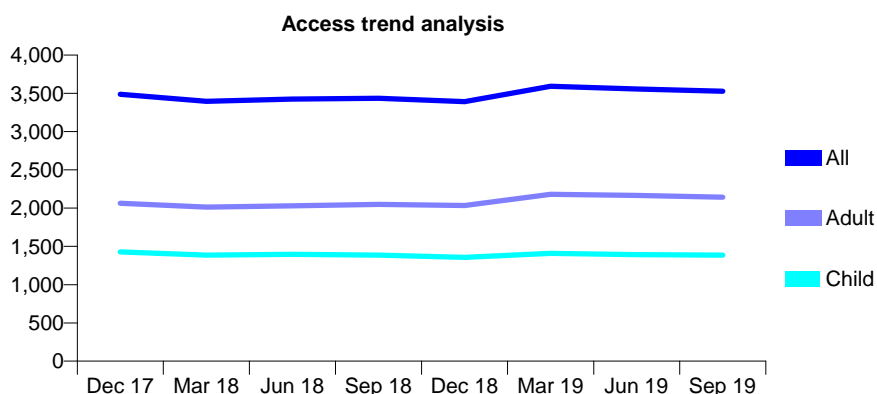
Q46 - Vital Signs At a Glance Contract Report for 184551/0001 - September 2019

Name or company name	Bamford Dental Practice
Contract type name	GDS Contract
Purpose of contract	General and Orthodontic
Contract start date	01/04/2006
Contract end date	

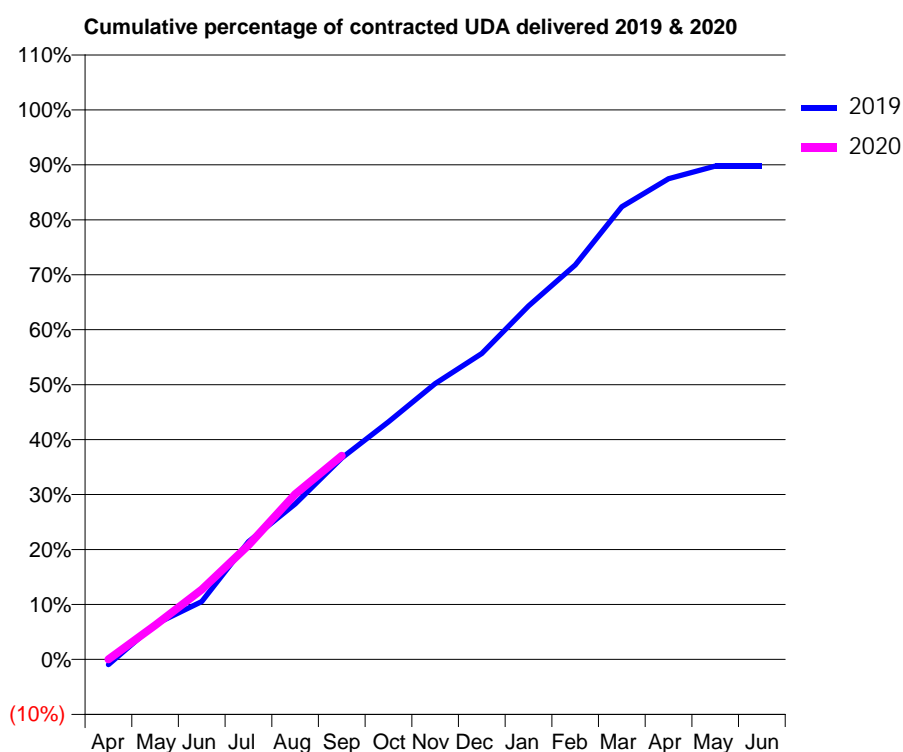
19/20 Contracted general activity (UDA)	9,554
Carry forward general activity (UDA)	0
19/20 Contracted orthodontic activity (UOA)	3,597
Carry forward orthodontic activity (UOA)	0
Baseline contract value	£514,380.57

ACCESS*

Patients seen in 24 months	Total	Change since previous quarter
Quarter ending September 2018	3,434	
Quarter ending December 2018	3,391	↓
Quarter ending March 2019	3,592	↑
Quarter ending June 2019	3,557	→
Quarter ending September 2019	3,527	→
Variance since September 2018	2.7%	↑



ACTIVITY



Month	Adjusted Scheduled Activity (UDA)	
	2019	2020
April	-92	0
May	612	594
June	1,004	1,216
July	2,046	1,986
August	2,701	2,873
September	3,503	3,542
October	4,131	
November	4,797	
December	5,321	
January	6,146	
February	6,858	
March	7,870	
April	8,357	
May	8,577	
June	8,577	

QUALITY

	Quantity	Base Number	Contract	AT	Region	England
% of FP17s for the same patient ID Re-attending within 3 months - Children	138	1,309	10.5%	11.5%	12.1%	11.5%
% of FP17s for the same patient ID Re-attending within 3 months - Adults	172	1,347	12.8%	16.1%	15.6%	15.4%
% of FP17s for the same patient ID Re-attending between 3 & 9 months - Children	767	1,309	58.6%	59.3%	61.2%	59.7%
% of FP17s for the same patient ID Re-attending between 3 & 9 months - Adults	786	1,347	58.4%	51.9%	54.3%	51.7%
% of FP17s for Band 1 Urgent Courses	65	2,217	2.9%	10.4%	9.1%	9.2%
% of FP17s Relating to Free Repair or Replacements	8	2,217	0.4%	0.8%	0.9%	0.7%
% of FP17s Relating to Continuations	62	2,217	2.8%	0.8%	1.0%	0.8%
% of Patients satisfied with the dentistry they have received	1	1	N/A	92.3%	94.4%	93.5%
% of Patients satisfied with the time they had to wait for an appointment	1	1	N/A	87.3%	88.1%	87.4%

* This is based on patients treated on this contract for their most recent course of treatment. Figures in italics indicate the base number of FP17s or Patient Questionnaire responses are less than 100. N/A is shown where the base number of responses is less than 10 during the period. % is calculated as Quantity/Base number*100

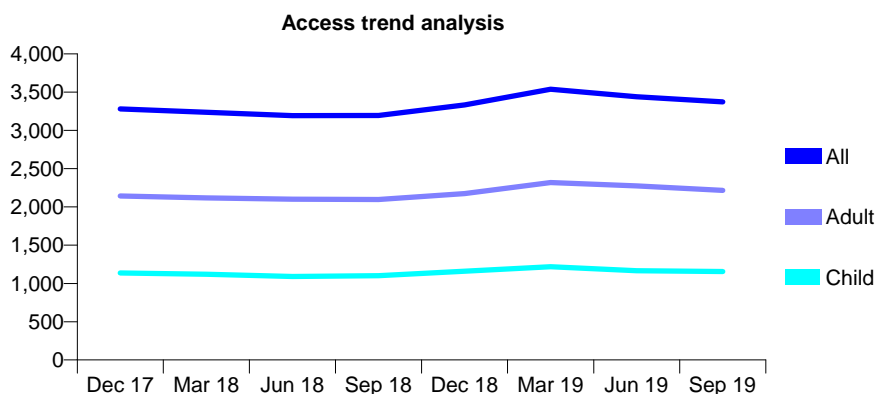
Q46 - Vital Signs At a Glance Contract Report for 189510/0001 - September 2019

Name or company name	Ravat and Ray Dental Care (Chadderton) L
Contract type name	GDS Contract
Purpose of contract	General
Contract start date	01/10/2013
Contract end date	

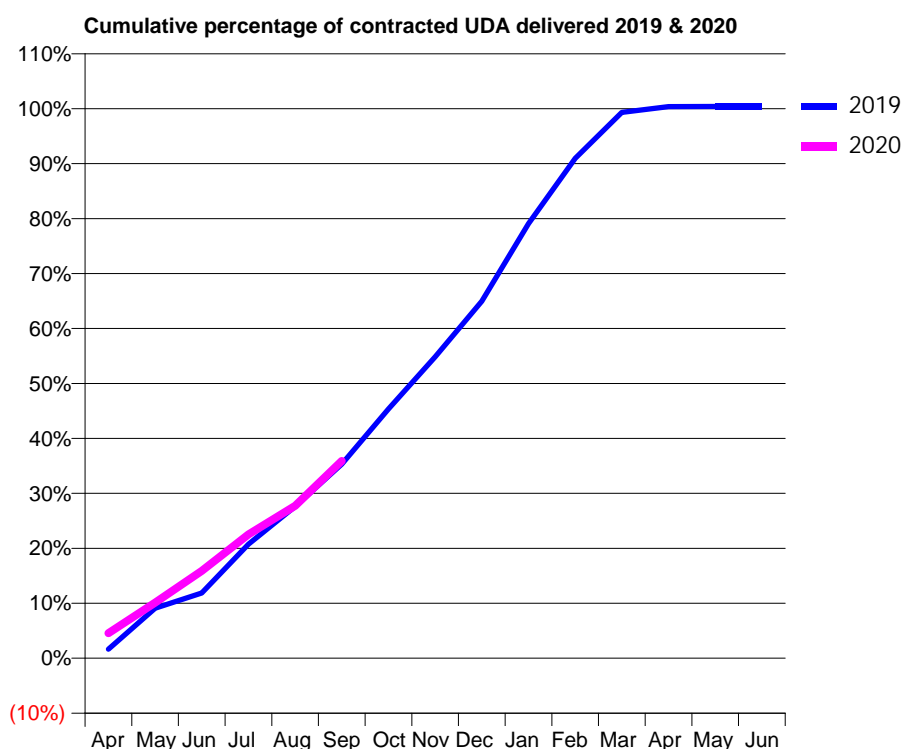
19/20 Contracted general activity (UDA)	11,056
Carry forward general activity (UDA)	0
19/20 Contracted orthodontic activity (UOA)	0
Carry forward orthodontic activity (UOA)	0
Baseline contract value	£336,507.26

ACCESS*

Patients seen in 24 months	Total	Change since previous quarter
Quarter ending September 2018	3,195	
Quarter ending December 2018	3,334	↑
Quarter ending March 2019	3,538	↑
Quarter ending June 2019	3,439	↓
Quarter ending September 2019	3,371	↓
Variance since September 2018	5.5%	↑



ACTIVITY



Month	2019	2020
April	183	506
May	1,007	1,120
June	1,313	1,756
July	2,295	2,490
August	3,054	3,067
September	3,905	3,971
October	5,017	
November	6,064	
December	7,180	
January	8,743	
February	10,056	
March	10,980	
April	11,095	
May	11,099	
June	11,101	

QUALITY

	Quantity	Base Number	Contract	AT	Region	England
% of FP17s for the same patient ID Re-attending within 3 months - Children	115	992	11.6%	11.5%	12.1%	11.5%
% of FP17s for the same patient ID Re-attending within 3 months - Adults	163	1,353	12.0%	16.1%	15.6%	15.4%
% of FP17s for the same patient ID Re-attending between 3 & 9 months - Children	538	992	54.2%	59.3%	61.2%	59.7%
% of FP17s for the same patient ID Re-attending between 3 & 9 months - Adults	616	1,353	45.5%	51.9%	54.3%	51.7%
% of FP17s for Band 1 Urgent Courses	188	2,291	8.2%	10.4%	9.1%	9.2%
% of FP17s Relating to Free Repair or Replacements	10	2,291	0.4%	0.8%	0.9%	0.7%
% of FP17s Relating to Continuations	1	2,291	0.0%	0.8%	1.0%	0.8%
% of Patients satisfied with the dentistry they have received	1	1	N/A	92.3%	94.4%	93.5%
% of Patients satisfied with the time they had to wait for an appointment	1	1	N/A	87.3%	88.1%	87.4%

* This is based on patients treated on this contract for their most recent course of treatment.

Figures in italics indicate the base number of FP17s or Patient Questionnaire responses are less than 100. N/A is shown where the base number of responses is less than 10 during the period. % is calculated as Quantity/Base number*100

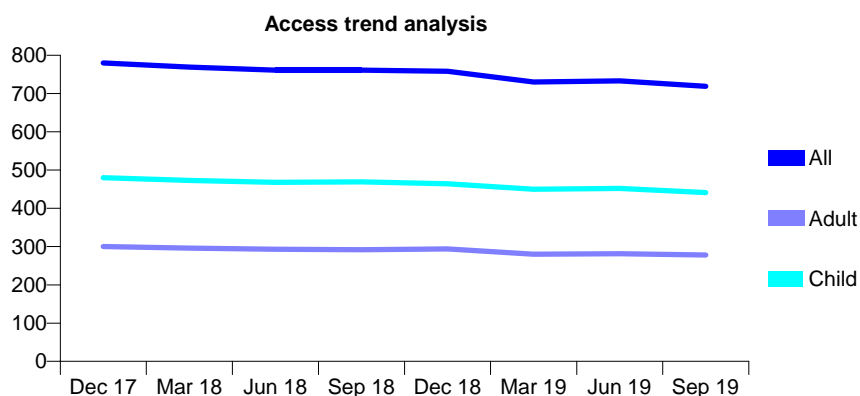
Q46 - Vital Signs At a Glance Contract Report for 189723/0001 - September 2019

Name or company name	Stretford Road Dental Practice
Contract type name	GDS Contract
Purpose of contract	General
Contract start date	12/08/2013
Contract end date	

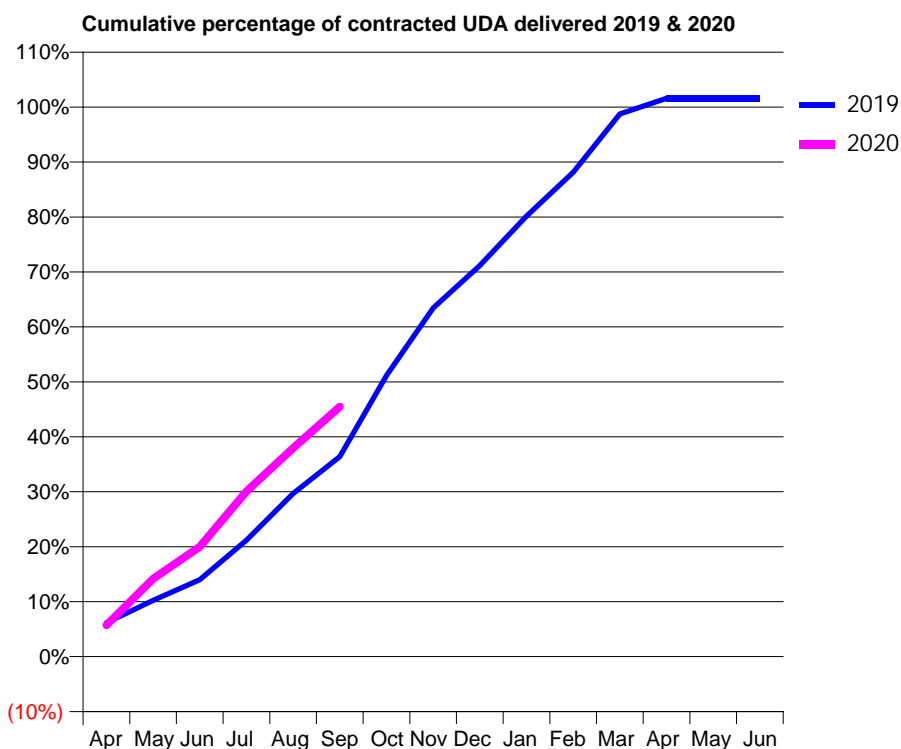
19/20 Contracted general activity (UDA)	1,828
Carry forward general activity (UDA)	0
19/20 Contracted orthodontic activity (UOA)	0
Carry forward orthodontic activity (UOA)	0
Baseline contract value	£46,257.10

ACCESS*

Patients seen in 24 months	Total	Change since previous quarter
Quarter ending September 2018	761	
Quarter ending December 2018	758	→
Quarter ending March 2019	730	↓
Quarter ending June 2019	733	→
Quarter ending September 2019	719	↓
Variance since September 2018	(5.5%)	↓



ACTIVITY



Month	Adjusted Scheduled Activity (UDA)	
	2019	2020
April	113	105
May	187	259
June	256	365
July	387	550
August	543	694
September	665	832
October	935	
November	1,160	
December	1,301	
January	1,466	
February	1,611	
March	1,805	
April	1,857	
May	1,857	
June	1,857	

QUALITY

	Quantity	Base Number	Contract	AT	Region	England
% of FP17s for the same patient ID Re-attending within 3 months - Children	71	391	18.2%	11.5%	12.1%	11.5%
% of FP17s for the same patient ID Re-attending within 3 months - Adults	23	163	14.1%	16.1%	15.6%	15.4%
% of FP17s for the same patient ID Re-attending between 3 & 9 months - Children	247	391	63.2%	59.3%	61.2%	59.7%
% of FP17s for the same patient ID Re-attending between 3 & 9 months - Adults	90	163	55.2%	51.9%	54.3%	51.7%
% of FP17s for Band 1 Urgent Courses	74	523	14.1%	10.4%	9.1%	9.2%
% of FP17s Relating to Free Repair or Replacements	1	523	0.2%	0.8%	0.9%	0.7%
% of FP17s Relating to Continuations	0	523	0.0%	0.8%	1.0%	0.8%
% of Patients satisfied with the dentistry they have received	0	0	N/A	92.3%	94.4%	93.5%
% of Patients satisfied with the time they had to wait for an appointment	0	0	N/A	87.3%	88.1%	87.4%

* This is based on patients treated on this contract for their most recent course of treatment. Figures in italics indicate the base number of FP17s or Patient Questionnaire responses are less than 100. N/A is shown where the base number of responses is less than 10 during the period. % is calculated as Quantity/Base number*100

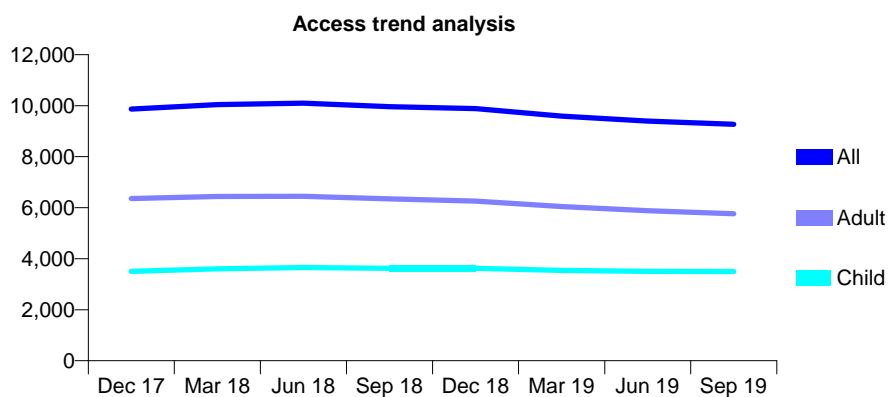
Q46 - Vital Signs At a Glance Contract Report for 190322/0001 - September 2019

Name or company name	Moston Dental Surgery
Contract type name	GDS Contract
Purpose of contract	General
Contract start date	08/10/2010
Contract end date	

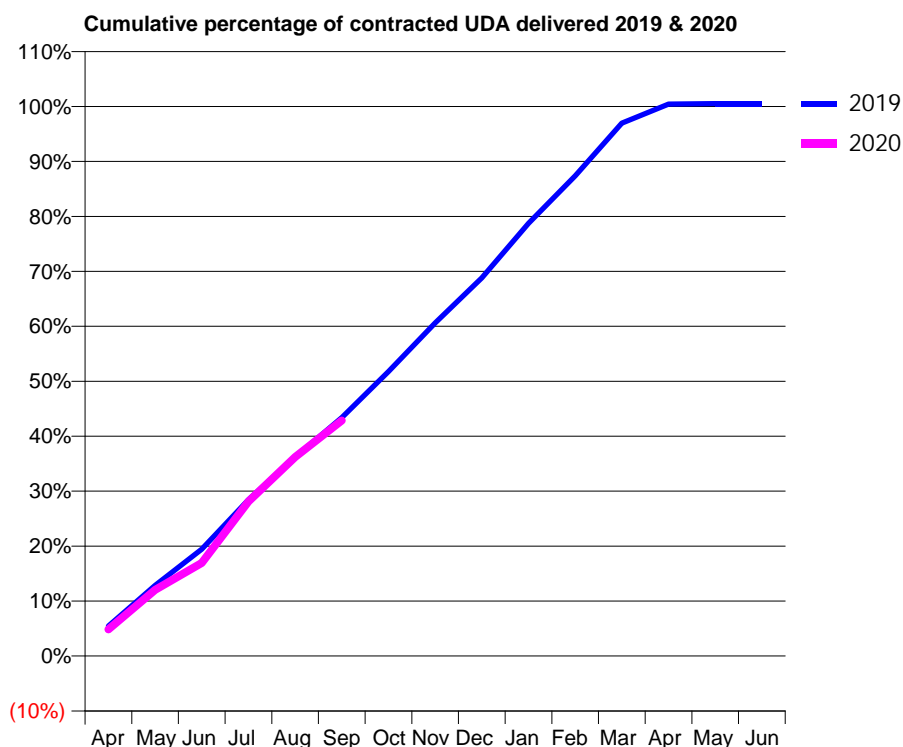
19/20 Contracted general activity (UDA)	30,673
Carry forward general activity (UDA)	0
19/20 Contracted orthodontic activity (UOA)	0
Carry forward orthodontic activity (UOA)	0
Baseline contract value	£768,469.23

ACCESS*

Patients seen in 24 months	Total	Change since previous quarter
Quarter ending September 2018	9,962	
Quarter ending December 2018	9,883	→
Quarter ending March 2019	9,593	↓
Quarter ending June 2019	9,391	↓
Quarter ending September 2019	9,270	↓
Variance since September 2018	(6.9%)	↓



ACTIVITY



Month	Adjusted Scheduled Activity (UDA)	
	2019	2020
April	1,681	1,487
May	3,943	3,698
June	5,969	5,188
July	8,724	8,622
August	11,110	11,111
September	13,305	13,149
October	15,881	
November	18,590	
December	21,104	
January	24,150	
February	26,798	
March	29,738	
April	30,808	
May	30,824	
June	30,824	

QUALITY

	Quantity	Base Number	Contract	AT	Region	England
% of FP17s for the same patient ID Re-attending within 3 months - Children	105	1,875	5.6%	11.5%	12.1%	11.5%
% of FP17s for the same patient ID Re-attending within 3 months - Adults	235	2,497	9.4%	16.1%	15.6%	15.4%
% of FP17s for the same patient ID Re-attending between 3 & 9 months - Children	768	1,875	41.0%	59.3%	61.2%	59.7%
% of FP17s for the same patient ID Re-attending between 3 & 9 months - Adults	1,064	2,497	42.6%	51.9%	54.3%	51.7%
% of FP17s for Band 1 Urgent Courses	78	4,052	1.9%	10.4%	9.1%	9.2%
% of FP17s Relating to Free Repair or Replacements	48	4,052	1.2%	0.8%	0.9%	0.7%
% of FP17s Relating to Continuations	44	4,052	1.1%	0.8%	1.0%	0.8%
% of Patients satisfied with the dentistry they have received	1	1	N/A	92.3%	94.4%	93.5%
% of Patients satisfied with the time they had to wait for an appointment	1	1	N/A	87.3%	88.1%	87.4%

* This is based on patients treated on this contract for their most recent course of treatment. Figures in italics indicate the base number of FP17s or Patient Questionnaire responses are less than 100. N/A is shown where the base number of responses is less than 10 during the period. % is calculated as Quantity/Base number*100

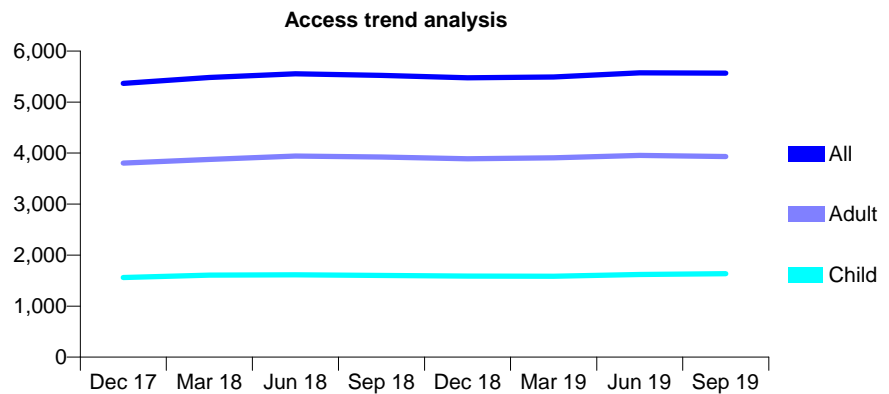
Q46 - Vital Signs At a Glance Contract Report for 190470/0004 - September 2019

Name or company name	G.k.A (1996) Ltd
Contract type name	GDS Contract
Purpose of contract	General
Contract start date	01/04/2008
Contract end date	

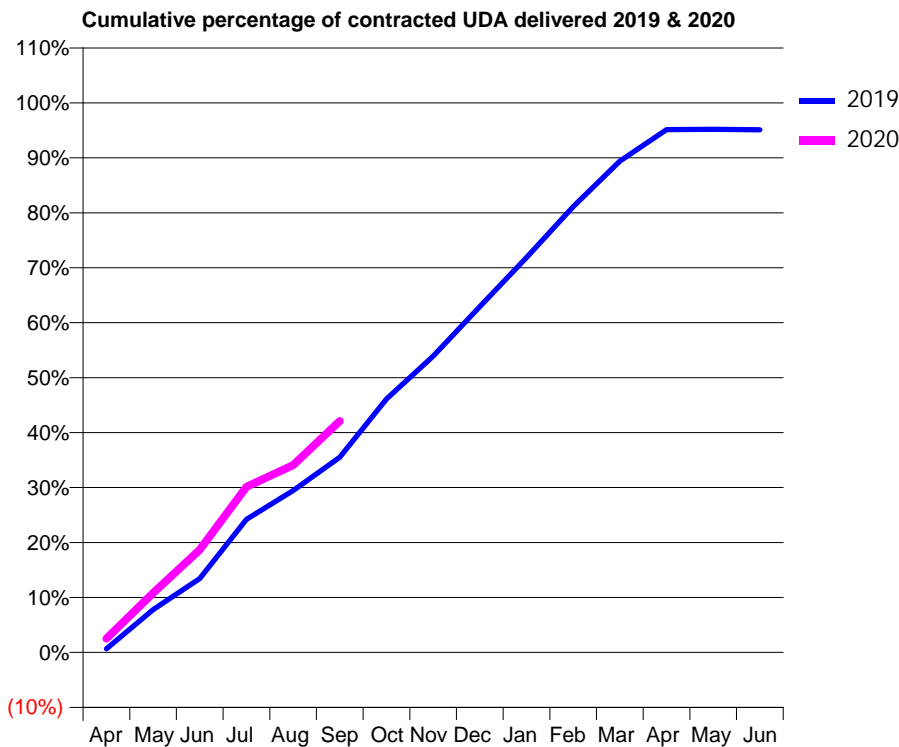
19/20 Contracted general activity (UDA)	15,529
Carry forward general activity (UDA)	0
19/20 Contracted orthodontic activity (UOA)	0
Carry forward orthodontic activity (UOA)	0
Baseline contract value	£489,645.78

ACCESS*

Patients seen in 24 months	Total	Change since previous quarter
Quarter ending September 2018	5,524	
Quarter ending December 2018	5,477	→
Quarter ending March 2019	5,492	→
Quarter ending June 2019	5,573	→
Quarter ending September 2019	5,568	→
Variance since September 2018	0.8%	→



ACTIVITY



Month	Adjusted Scheduled Activity (UDA)	
	2019	2020
April	105	391
May	1,211	1,678
June	2,088	2,901
July	3,763	4,677
August	4,576	5,292
September	5,516	6,538
October	7,161	
November	8,372	
December	9,769	
January	11,160	
February	12,595	
March	13,881	
April	14,772	
May	14,780	
June	14,767	

QUALITY

	Quantity	Base Number	Contract	AT	Region	England
% of FP17s for the same patient ID Re-attending within 3 months - Children	100	1,152	8.7%	11.5%	12.1%	11.5%
% of FP17s for the same patient ID Re-attending within 3 months - Adults	323	2,456	13.2%	16.1%	15.6%	15.4%
% of FP17s for the same patient ID Re-attending between 3 & 9 months - Children	638	1,152	55.4%	59.3%	61.2%	59.7%
% of FP17s for the same patient ID Re-attending between 3 & 9 months - Adults	1,206	2,456	49.1%	51.9%	54.3%	51.7%
% of FP17s for Band 1 Urgent Courses	313	3,250	9.6%	10.4%	9.1%	9.2%
% of FP17s Relating to Free Repair or Replacements	39	3,250	1.2%	0.8%	0.9%	0.7%
% of FP17s Relating to Continuations	32	3,250	1.0%	0.8%	1.0%	0.8%
% of Patients satisfied with the dentistry they have received	5	5	N/A	92.3%	94.4%	93.5%
% of Patients satisfied with the time they had to wait for an appointment	5	5	N/A	87.3%	88.1%	87.4%

* This is based on patients treated on this contract for their most recent course of treatment. Figures in italics indicate the base number of FP17s or Patient Questionnaire responses are less than 100. N/A is shown where the base number of responses is less than 10 during the period. % is calculated as Quantity/Base number*100

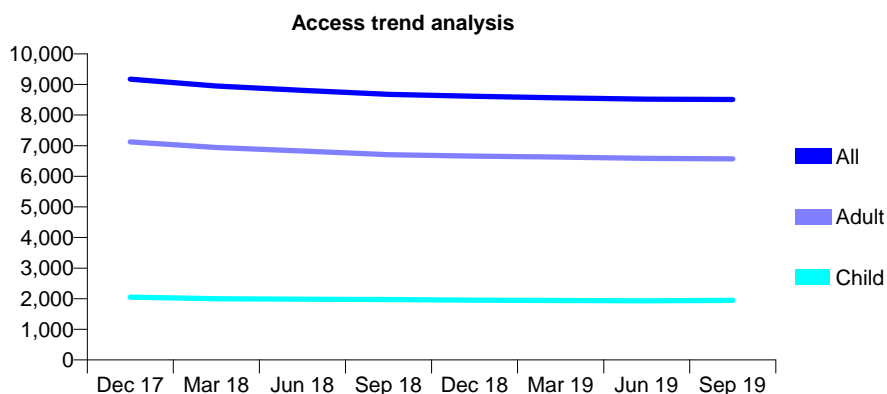
Q46 - Vital Signs At a Glance Contract Report for 190470/0005 - September 2019

Name or company name	G.k.A (1996) Ltd
Contract type name	GDS Contract
Purpose of contract	General
Contract start date	01/04/2008
Contract end date	

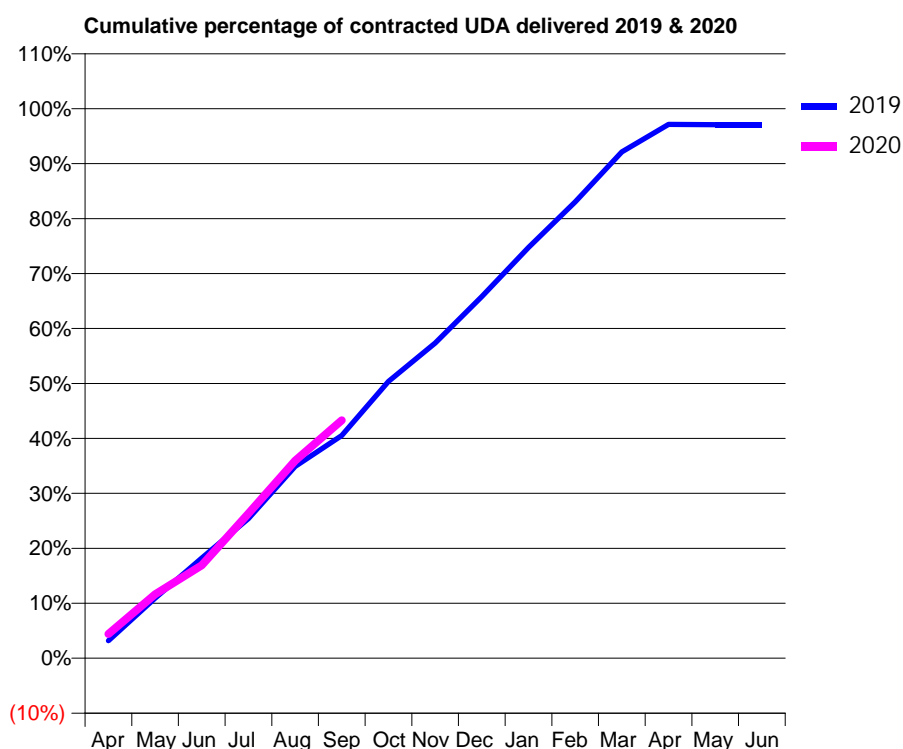
19/20 Contracted general activity (UDA)	23,132
Carry forward general activity (UDA)	0
19/20 Contracted orthodontic activity (UOA)	0
Carry forward orthodontic activity (UOA)	0
Baseline contract value	£703,015.38

ACCESS*

Patients seen in 24 months	Total	Change since previous quarter
Quarter ending September 2018	8,676	
Quarter ending December 2018	8,612	→
Quarter ending March 2019	8,566	→
Quarter ending June 2019	8,519	→
Quarter ending September 2019	8,511	→
Variance since September 2018	(1.9%)	↓



ACTIVITY



Month	2019	2020
April	740	1,019
May	2,527	2,693
June	4,214	3,907
July	5,880	6,095
August	8,075	8,318
September	9,376	10,018
October	11,653	
November	13,269	
December	15,224	
January	17,292	
February	19,207	
March	21,310	
April	22,467	
May	22,457	
June	22,455	

QUALITY

	Quantity	Base Number	Contract	AT	Region	England
% of FP17s for the same patient ID Re-attending within 3 months - Children	131	1,462	9.0%	11.5%	12.1%	11.5%
% of FP17s for the same patient ID Re-attending within 3 months - Adults	736	4,818	15.3%	16.1%	15.6%	15.4%
% of FP17s for the same patient ID Re-attending between 3 & 9 months - Children	885	1,462	60.5%	59.3%	61.2%	59.7%
% of FP17s for the same patient ID Re-attending between 3 & 9 months - Adults	2,672	4,818	55.5%	51.9%	54.3%	51.7%
% of FP17s for Band 1 Urgent Courses	314	5,707	5.5%	10.4%	9.1%	9.2%
% of FP17s Relating to Free Repair or Replacements	95	5,707	1.7%	0.8%	0.9%	0.7%
% of FP17s Relating to Continuations	48	5,707	0.8%	0.8%	1.0%	0.8%
% of Patients satisfied with the dentistry they have received	0	0	N/A	92.3%	94.4%	93.5%
% of Patients satisfied with the time they had to wait for an appointment	0	0	N/A	87.3%	88.1%	87.4%

* This is based on patients treated on this contract for their most recent course of treatment.

Figures in italics indicate the base number of FP17s or Patient Questionnaire responses are less than 100. N/A is shown where the base number of responses is less than 10 during the period. % is calculated as Quantity/Base number*100

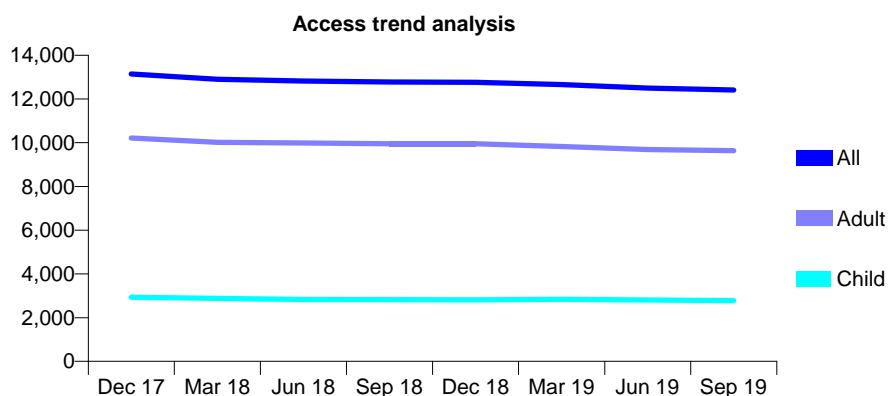
Q46 - Vital Signs At a Glance Contract Report for 190470/0007 - September 2019

Name or company name	G.k.A (1996) Ltd
Contract type name	GDS Contract
Purpose of contract	General and Orthodontic
Contract start date	01/05/2009
Contract end date	

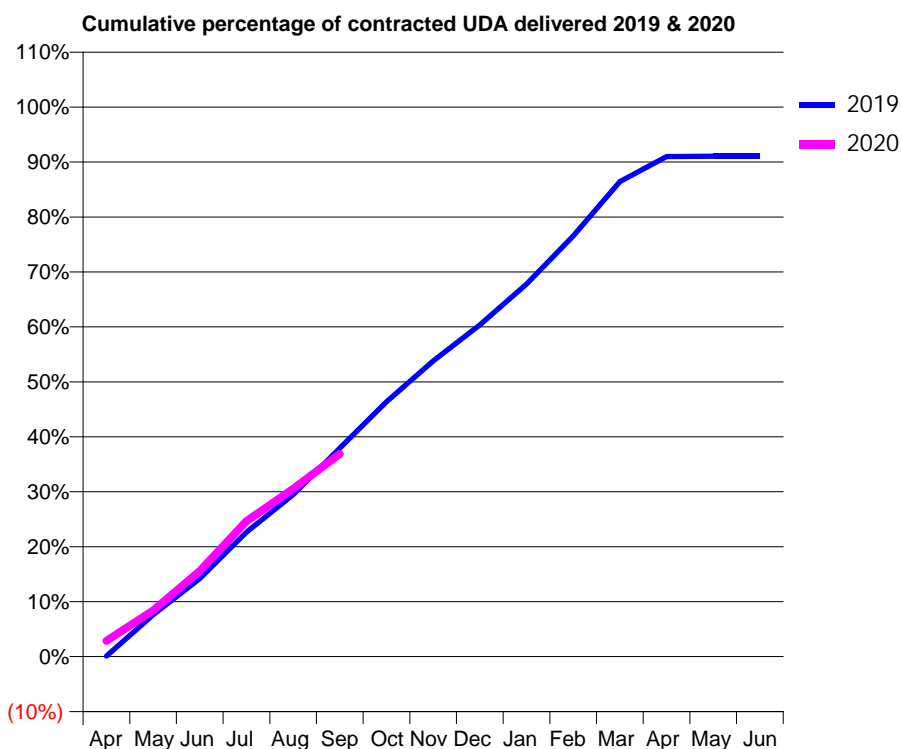
19/20 Contracted general activity (UDA)	40,268
Carry forward general activity (UDA)	0
19/20 Contracted orthodontic activity (UOA)	2,541
Carry forward orthodontic activity (UOA)	0
Baseline contract value	£1,323,028.47

ACCESS*

Patients seen in 24 months	Total	Change since previous quarter
Quarter ending September 2018	12,778	
Quarter ending December 2018	12,763	→
Quarter ending March 2019	12,658	→
Quarter ending June 2019	12,499	↓
Quarter ending September 2019	12,413	→
Variance since September 2018	(2.9%)	↓



ACTIVITY



Month	Adjusted Scheduled Activity (UDA)	
	2019	2020
April	48	1,155
May	3,074	3,382
June	5,722	6,273
July	9,122	9,931
August	11,876	12,296
September	15,278	14,846
October	18,679	
November	21,665	
December	24,304	
January	27,295	
February	30,822	
March	34,805	
April	36,641	
May	36,659	
June	36,658	

QUALITY

	Quantity	Base Number	Contract	AT	Region	England
% of FP17s for the same patient ID Re-attending within 3 months - Children	200	1,814	11.0%	11.5%	12.1%	11.5%
% of FP17s for the same patient ID Re-attending within 3 months - Adults	1,026	6,105	16.8%	16.1%	15.6%	15.4%
% of FP17s for the same patient ID Re-attending between 3 & 9 months - Children	978	1,814	53.9%	59.3%	61.2%	59.7%
% of FP17s for the same patient ID Re-attending between 3 & 9 months - Adults	3,120	6,105	51.1%	51.9%	54.3%	51.7%
% of FP17s for Band 1 Urgent Courses	574	7,100	8.1%	10.4%	9.1%	9.2%
% of FP17s Relating to Free Repair or Replacements	95	7,100	1.3%	0.8%	0.9%	0.7%
% of FP17s Relating to Continuations	57	7,100	0.8%	0.8%	1.0%	0.8%
% of Patients satisfied with the dentistry they have received	1	1	N/A	92.3%	94.4%	93.5%
% of Patients satisfied with the time they had to wait for an appointment	1	1	N/A	87.3%	88.1%	87.4%

* This is based on patients treated on this contract for their most recent course of treatment. Figures in italics indicate the base number of FP17s or Patient Questionnaire responses are less than 100. N/A is shown where the base number of responses is less than 10 during the period. % is calculated as Quantity/Base number*100

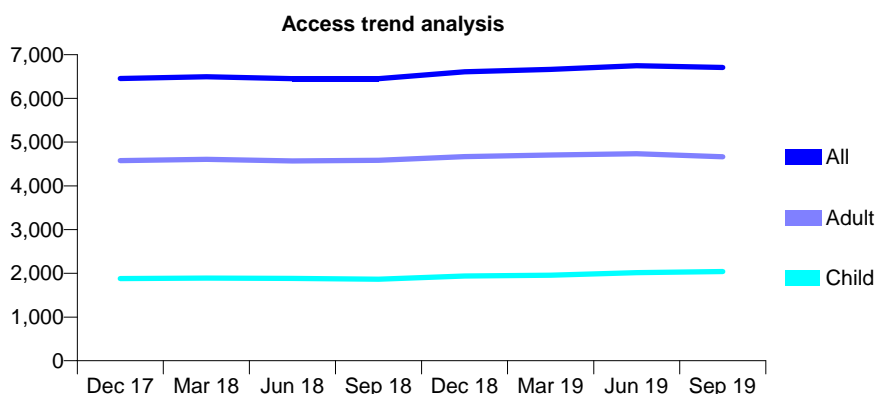
Q46 - Vital Signs At a Glance Contract Report for 191515/0001 - September 2019

Name or company name	Birch Dental Practice
Contract type name	GDS Contract
Purpose of contract	General
Contract start date	01/05/2014
Contract end date	

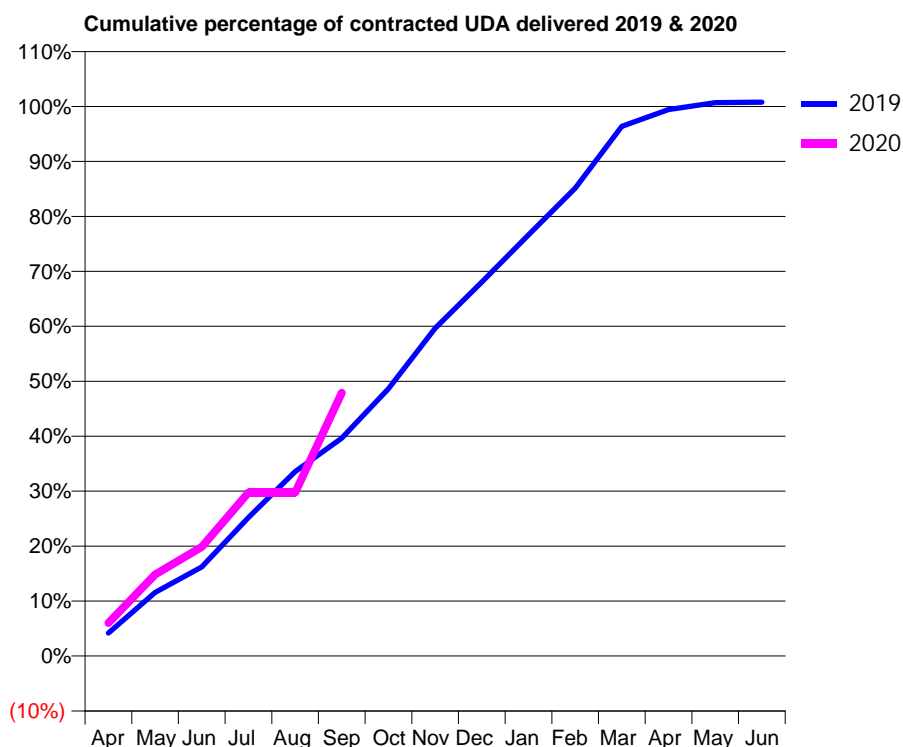
19/20 Contracted general activity (UDA)	20,344
Carry forward general activity (UDA)	0
19/20 Contracted orthodontic activity (UOA)	0
Carry forward orthodontic activity (UOA)	0
Baseline contract value	£645,774.13

ACCESS*

Patients seen in 24 months	Total	Change since previous quarter
Quarter ending September 2018	6,451	
Quarter ending December 2018	6,607	↑
Quarter ending March 2019	6,663	→
Quarter ending June 2019	6,749	→
Quarter ending September 2019	6,709	→
Variance since September 2018	4.0%	↑



ACTIVITY



Month	Adjusted Scheduled Activity (UDA)	
	2019	2020
April	853	1,229
May	2,359	3,019
June	3,300	4,036
July	5,127	6,054
August	6,829	6,054
September	8,070	9,742
October	9,896	
November	12,136	
December	13,838	
January	15,592	
February	17,323	
March	19,607	
April	20,231	
May	20,486	
June	20,498	

QUALITY

	Quantity	Base Number	Contract	AT	Region	England
% of FP17s for the same patient ID Re-attending within 3 months - Children	106	1,166	9.1%	11.5%	12.1%	11.5%
% of FP17s for the same patient ID Re-attending within 3 months - Adults	375	2,159	17.4%	16.1%	15.6%	15.4%
% of FP17s for the same patient ID Re-attending between 3 & 9 months - Children	368	1,166	31.6%	59.3%	61.2%	59.7%
% of FP17s for the same patient ID Re-attending between 3 & 9 months - Adults	684	2,159	31.7%	51.9%	54.3%	51.7%
% of FP17s for Band 1 Urgent Courses	260	2,807	9.3%	10.4%	9.1%	9.2%
% of FP17s Relating to Free Repair or Replacements	19	2,807	0.7%	0.8%	0.9%	0.7%
% of FP17s Relating to Continuations	53	2,807	1.9%	0.8%	1.0%	0.8%
% of Patients satisfied with the dentistry they have received	1	1	N/A	92.3%	94.4%	93.5%
% of Patients satisfied with the time they had to wait for an appointment	1	1	N/A	87.3%	88.1%	87.4%

* This is based on patients treated on this contract for their most recent course of treatment. Figures in italics indicate the base number of FP17s or Patient Questionnaire responses are less than 100. N/A is shown where the base number of responses is less than 10 during the period. % is calculated as Quantity/Base number*100

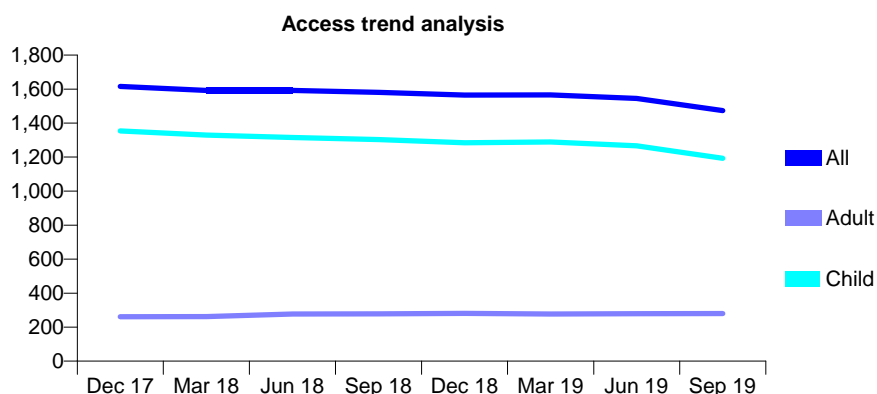
Q46 - Vital Signs At a Glance Contract Report for 191574/0001 - September 2019

Name or company name	Steven Bate
Contract type name	GDS Contract
Purpose of contract	General
Contract start date	01/08/2015
Contract end date	

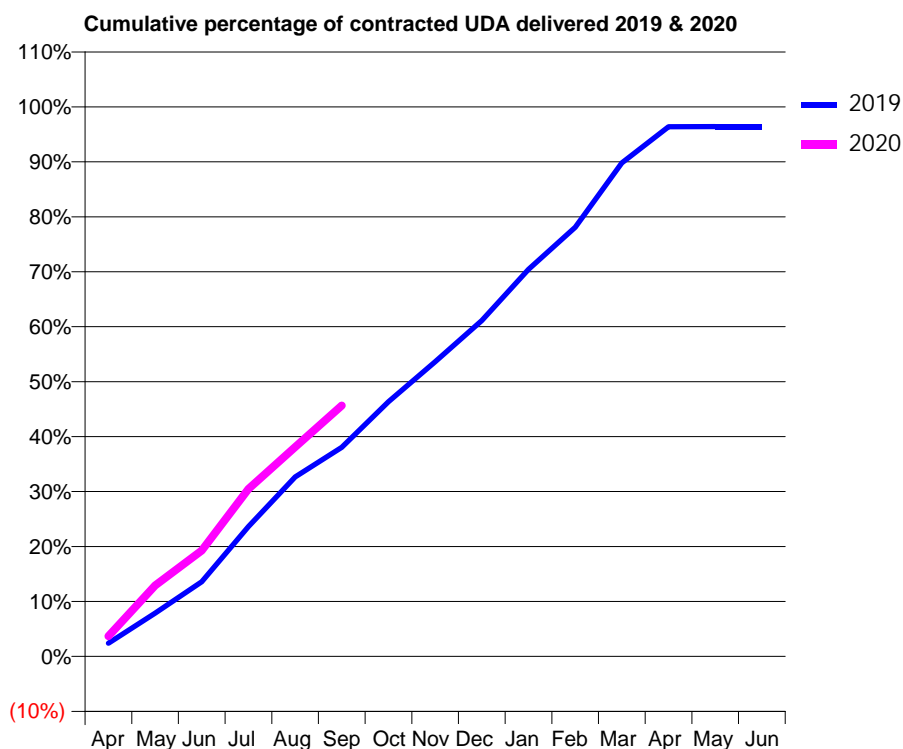
19/20 Contracted general activity (UDA)	4,200
Carry forward general activity (UDA)	0
19/20 Contracted orthodontic activity (UOA)	0
Carry forward orthodontic activity (UOA)	0
Baseline contract value	£121,926.30

ACCESS*

Patients seen in 24 months	Total	Change since previous quarter
Quarter ending September 2018	1,581	
Quarter ending December 2018	1,565	↓
Quarter ending March 2019	1,566	→
Quarter ending June 2019	1,545	↓
Quarter ending September 2019	1,473	↓
Variance since September 2018	(6.8%)	↓



ACTIVITY



Month	2019	2020
April	102	155
May	331	543
June	571	809
July	993	1,280
August	1,371	1,601
September	1,597	1,918
October	1,947	
November	2,252	
December	2,567	
January	2,958	
February	3,281	
March	3,772	
April	4,048	
May	4,049	
June	4,049	

QUALITY

	Quantity	Base Number	Contract	AT	Region	England
% of FP17s for the same patient ID Re-attending within 3 months - Children	460	1,579	29.1%	11.5%	12.1%	11.5%
% of FP17s for the same patient ID Re-attending within 3 months - Adults	23	148	15.5%	16.1%	15.6%	15.4%
% of FP17s for the same patient ID Re-attending between 3 & 9 months - Children	983	1,579	62.3%	59.3%	61.2%	59.7%
% of FP17s for the same patient ID Re-attending between 3 & 9 months - Adults	108	148	73.0%	51.9%	54.3%	51.7%
% of FP17s for Band 1 Urgent Courses	50	1,542	3.2%	10.4%	9.1%	9.2%
% of FP17s Relating to Free Repair or Replacements	0	1,542	0.0%	0.8%	0.9%	0.7%
% of FP17s Relating to Continuations	0	1,542	0.0%	0.8%	1.0%	0.8%
% of Patients satisfied with the dentistry they have received	0	0	N/A	92.3%	94.4%	93.5%
% of Patients satisfied with the time they had to wait for an appointment	0	0	N/A	87.3%	88.1%	87.4%

* This is based on patients treated on this contract for their most recent course of treatment. Figures in italics indicate the base number of FP17s or Patient Questionnaire responses are less than 100. N/A is shown where the base number of responses is less than 10 during the period. % is calculated as Quantity/Base number*100

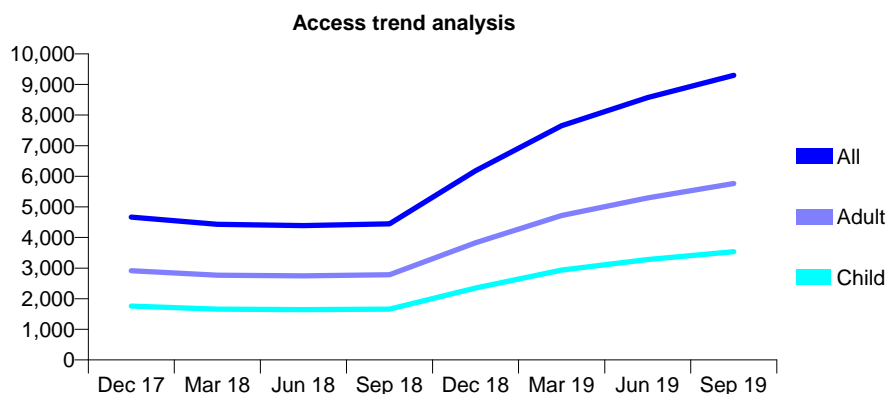
Q46 - Vital Signs At a Glance Contract Report for 191809/0002 - September 2019

Name or company name	Swinton Practice Ltd
Contract type name	GDS Contract
Purpose of contract	General
Contract start date	01/07/2010
Contract end date	

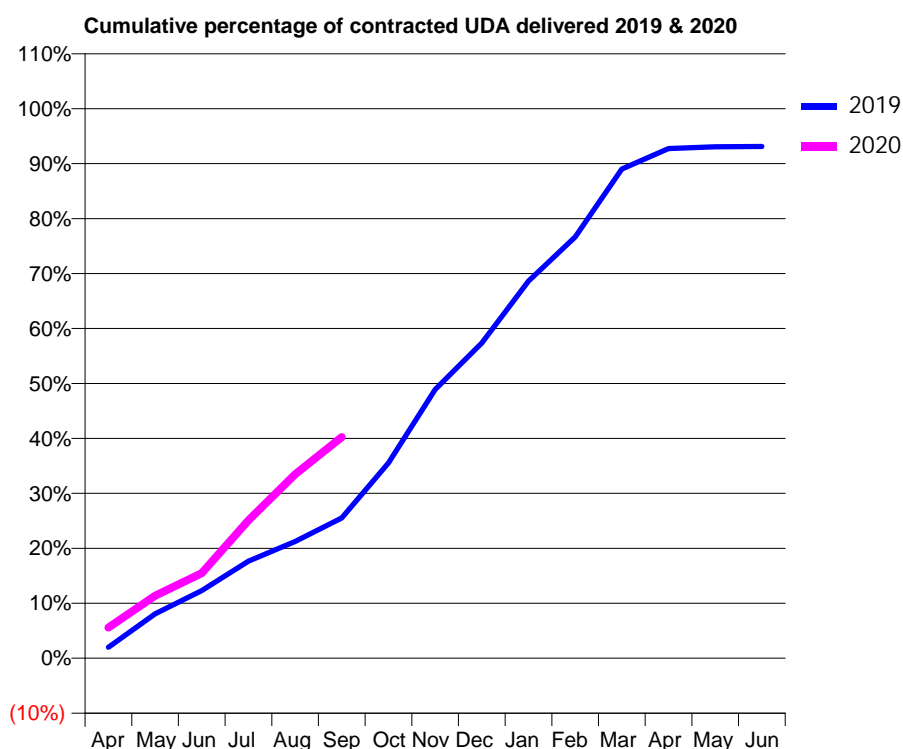
19/20 Contracted general activity (UDA)	34,627
Carry forward general activity (UDA)	0
19/20 Contracted orthodontic activity (UOA)	0
Carry forward orthodontic activity (UOA)	0
Baseline contract value	£842,025.00

ACCESS*

Patients seen in 24 months	Total	Change since previous quarter
Quarter ending September 2018	4,448	
Quarter ending December 2018	6,186	↑
Quarter ending March 2019	7,655	↑
Quarter ending June 2019	8,573	↑
Quarter ending September 2019	9,299	↑
Variance since September 2018	109.1%	↑



ACTIVITY



Month	2019	2020
April	467	1,941
May	1,889	3,933
June	2,872	5,356
July	4,118	8,689
August	4,958	11,593
September	5,956	13,931
October	8,290	
November	11,412	
December	13,382	
January	16,008	
February	17,888	
March	20,765	
April	21,637	
May	21,710	
June	21,728	

QUALITY

	Quantity	Base Number	Contract	AT	Region	England
% of FP17s for the same patient ID Re-attending within 3 months - Children	243	2,628	9.2%	11.5%	12.1%	11.5%
% of FP17s for the same patient ID Re-attending within 3 months - Adults	542	3,909	13.9%	16.1%	15.6%	15.4%
% of FP17s for the same patient ID Re-attending between 3 & 9 months - Children	1,222	2,628	46.5%	59.3%	61.2%	59.7%
% of FP17s for the same patient ID Re-attending between 3 & 9 months - Adults	1,471	3,909	37.6%	51.9%	54.3%	51.7%
% of FP17s for Band 1 Urgent Courses	667	6,125	10.9%	10.4%	9.1%	9.2%
% of FP17s Relating to Free Repair or Replacements	10	6,125	0.2%	0.8%	0.9%	0.7%
% of FP17s Relating to Continuations	26	6,125	0.4%	0.8%	1.0%	0.8%
% of Patients satisfied with the dentistry they have received	1	1	N/A	92.3%	94.4%	93.5%
% of Patients satisfied with the time they had to wait for an appointment	1	1	N/A	87.3%	88.1%	87.4%

* This is based on patients treated on this contract for their most recent course of treatment.

Figures in italics indicate the base number of FP17s or Patient Questionnaire responses are less than 100. N/A is shown where the base number of responses is less than 10 during the period. % is calculated as Quantity/Base number*100

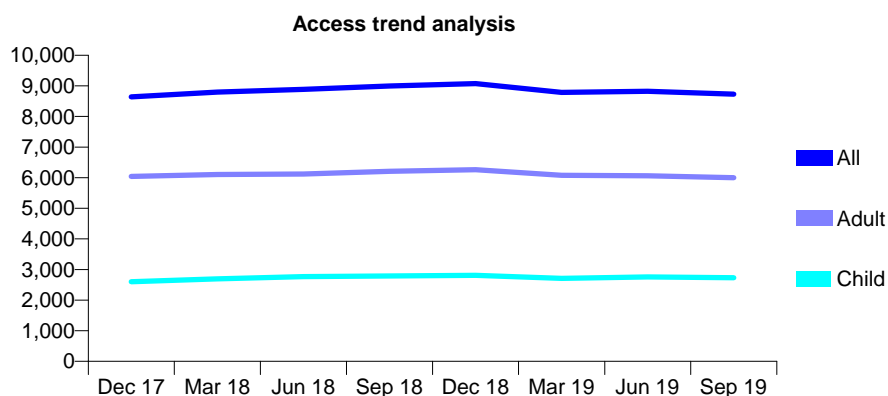
Q46 - Vital Signs At a Glance Contract Report for 192007/0001 - September 2019

Name or company name	M60 Dental Care, Mrs D Doyle
Contract type name	GDS Contract
Purpose of contract	General
Contract start date	01/10/2014
Contract end date	

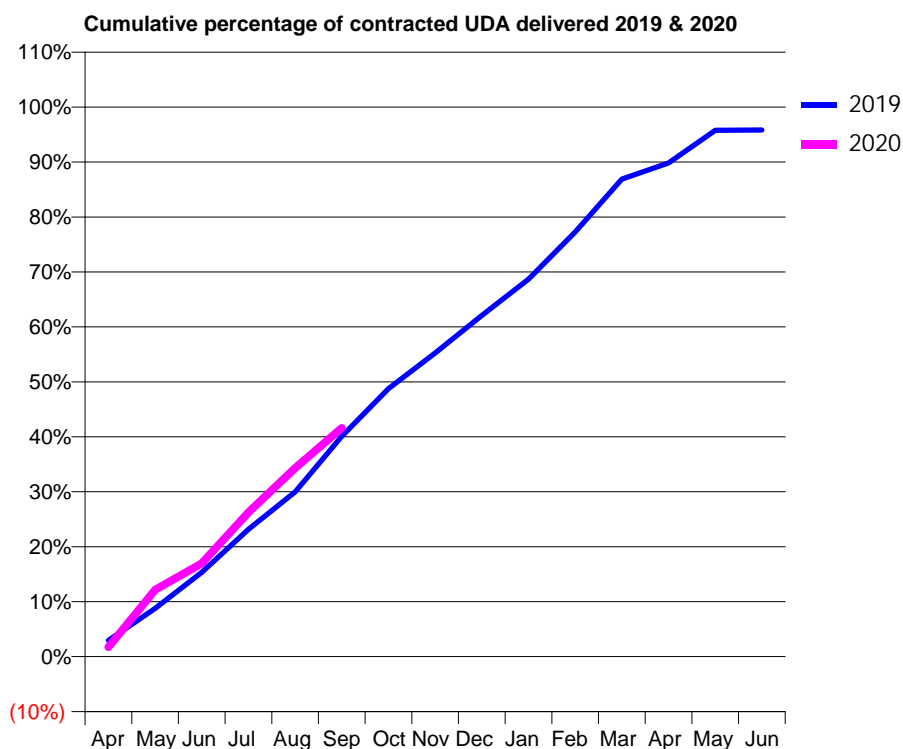
19/20 Contracted general activity (UDA)	24,397
Carry forward general activity (UDA)	0
19/20 Contracted orthodontic activity (UOA)	0
Carry forward orthodontic activity (UOA)	0
Baseline contract value	£680,262.82

ACCESS*

Patients seen in 24 months	Total	Change since previous quarter
Quarter ending September 2018	8,995	
Quarter ending December 2018	9,072	→
Quarter ending March 2019	8,788	↓
Quarter ending June 2019	8,820	→
Quarter ending September 2019	8,731	↓
Variance since September 2018	(2.9%)	↓



ACTIVITY



Month	Adjusted Scheduled Activity (UDA)	
	2019	2020
April	728	423
May	2,142	2,971
June	3,738	4,138
July	5,651	6,405
August	7,317	8,376
September	9,781	10,149
October	11,895	
November	13,483	
December	15,145	
January	16,758	
February	18,854	
March	21,199	
April	21,914	
May	23,363	
June	23,377	

QUALITY

	Quantity	Base Number	Contract	AT	Region	England
% of FP17s for the same patient ID Re-attending within 3 months - Children	142	1,979	7.2%	11.5%	12.1%	11.5%
% of FP17s for the same patient ID Re-attending within 3 months - Adults	736	4,184	17.6%	16.1%	15.6%	15.4%
% of FP17s for the same patient ID Re-attending between 3 & 9 months - Children	987	1,979	49.9%	59.3%	61.2%	59.7%
% of FP17s for the same patient ID Re-attending between 3 & 9 months - Adults	1,843	4,184	44.0%	51.9%	54.3%	51.7%
% of FP17s for Band 1 Urgent Courses	633	5,188	12.2%	10.4%	9.1%	9.2%
% of FP17s Relating to Free Repair or Replacements	45	5,188	0.9%	0.8%	0.9%	0.7%
% of FP17s Relating to Continuations	99	5,188	1.9%	0.8%	1.0%	0.8%
% of Patients satisfied with the dentistry they have received	0	1	N/A	92.3%	94.4%	93.5%
% of Patients satisfied with the time they had to wait for an appointment	0	1	N/A	87.3%	88.1%	87.4%

* This is based on patients treated on this contract for their most recent course of treatment. Figures in italics indicate the base number of FP17s or Patient Questionnaire responses are less than 100. N/A is shown where the base number of responses is less than 10 during the period. % is calculated as Quantity/Base number*100

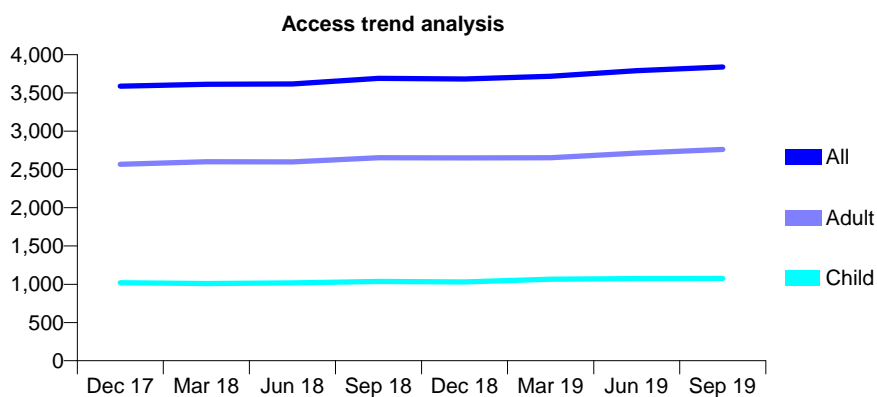
Q46 - Vital Signs At a Glance Contract Report for 193453/0001 - September 2019

Name or company name	ICS Dental Ltd
Contract type name	GDS Contract
Purpose of contract	General
Contract start date	01/12/2013
Contract end date	

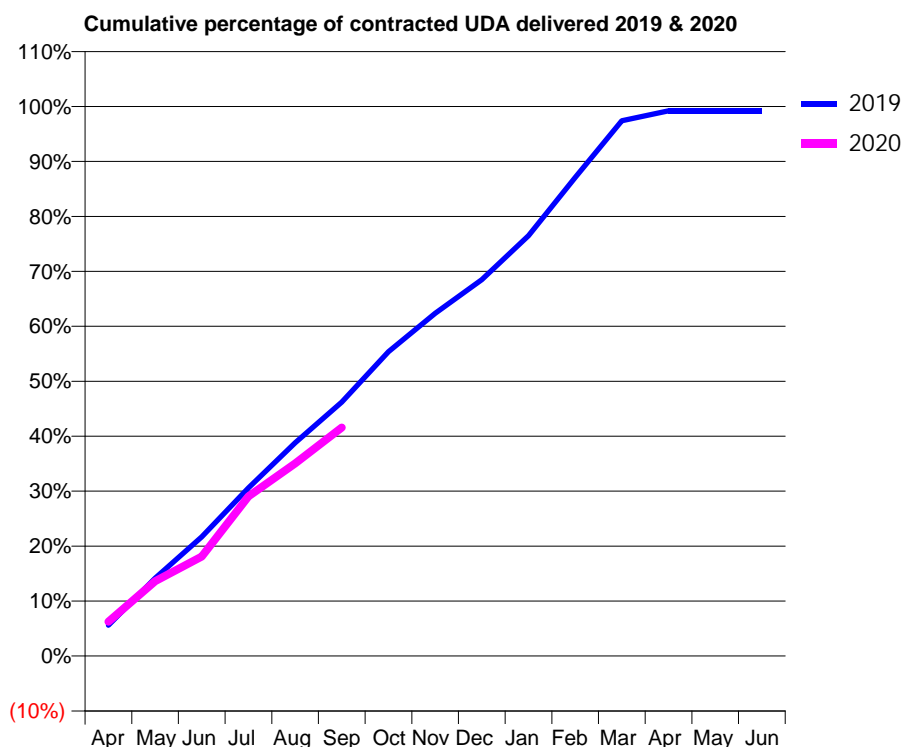
19/20 Contracted general activity (UDA)	8,000
Carry forward general activity (UDA)	0
19/20 Contracted orthodontic activity (UOA)	0
Carry forward orthodontic activity (UOA)	0
Baseline contract value	£229,099.90

ACCESS*

Patients seen in 24 months	Total	Change since previous quarter
Quarter ending September 2018	3,690	
Quarter ending December 2018	3,682	→
Quarter ending March 2019	3,719	→
Quarter ending June 2019	3,790	→
Quarter ending September 2019	3,839	→
Variance since September 2018	4.0%	↑



ACTIVITY



Month	Adjusted Scheduled Activity (UDA)	
	2019	2020
April	449	500
May	1,133	1,089
June	1,735	1,447
July	2,447	2,324
August	3,105	2,804
September	3,696	3,326
October	4,431	
November	4,988	
December	5,479	
January	6,121	
February	6,967	
March	7,791	
April	7,935	
May	7,934	
June	7,934	

QUALITY

	Quantity	Base Number	Contract	AT	Region	England
% of FP17s for the same patient ID Re-attending within 3 months - Children	69	893	7.7%	11.5%	12.1%	11.5%
% of FP17s for the same patient ID Re-attending within 3 months - Adults	240	1,769	13.6%	16.1%	15.6%	15.4%
% of FP17s for the same patient ID Re-attending between 3 & 9 months - Children	626	893	70.1%	59.3%	61.2%	59.7%
% of FP17s for the same patient ID Re-attending between 3 & 9 months - Adults	919	1,769	52.0%	51.9%	54.3%	51.7%
% of FP17s for Band 1 Urgent Courses	187	1,857	10.1%	10.4%	9.1%	9.2%
% of FP17s Relating to Free Repair or Replacements	13	1,857	0.7%	0.8%	0.9%	0.7%
% of FP17s Relating to Continuations	3	1,857	0.2%	0.8%	1.0%	0.8%
% of Patients satisfied with the dentistry they have received	2	3	N/A	92.3%	94.4%	93.5%
% of Patients satisfied with the time they had to wait for an appointment	1	3	N/A	87.3%	88.1%	87.4%

* This is based on patients treated on this contract for their most recent course of treatment. Figures in italics indicate the base number of FP17s or Patient Questionnaire responses are less than 100. N/A is shown where the base number of responses is less than 10 during the period. % is calculated as Quantity/Base number*100

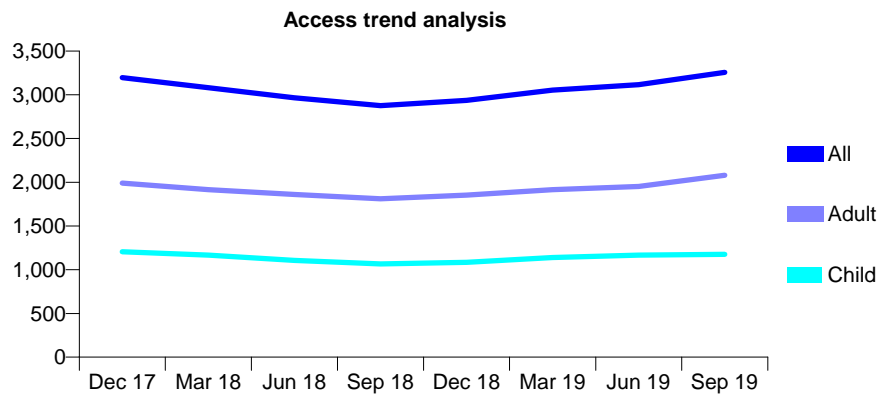
Q46 - Vital Signs At a Glance Contract Report for 194093/0001 - September 2019

Name or company name	Ravat and Ray Dental Care (Fitton Hill) Ltd
Contract type name	GDS Contract
Purpose of contract	General
Contract start date	01/10/2013
Contract end date	

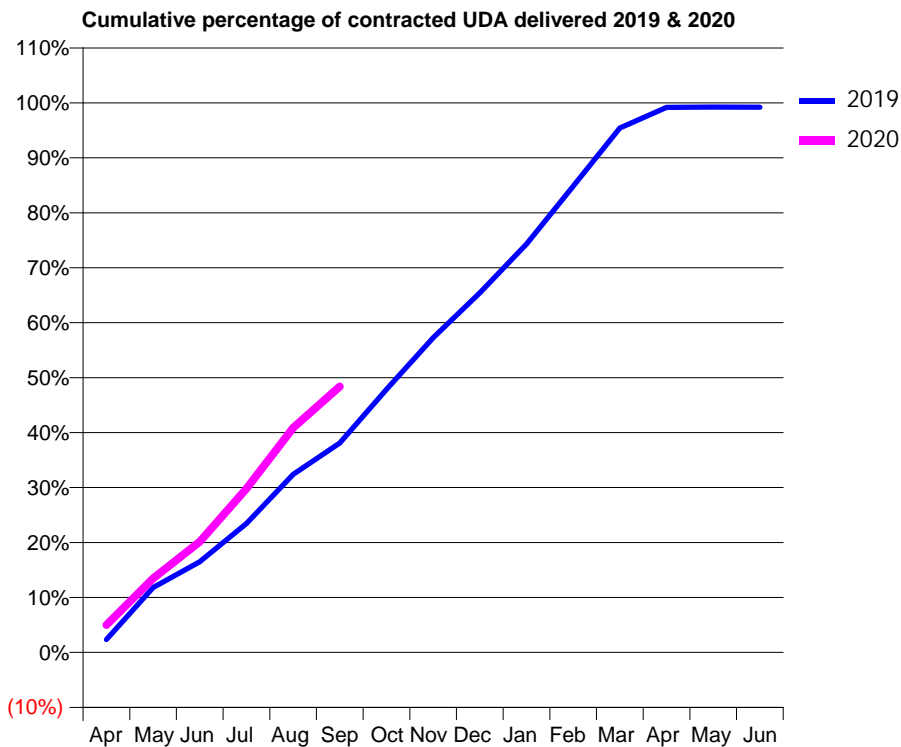
19/20 Contracted general activity (UDA)	10,000
Carry forward general activity (UDA)	0
19/20 Contracted orthodontic activity (UOA)	0
Carry forward orthodontic activity (UOA)	0
Baseline contract value	£310,830.55

ACCESS*

Patients seen in 24 months	Total	Change since previous quarter
Quarter ending September 2018	2,876	
Quarter ending December 2018	2,937	↑
Quarter ending March 2019	3,054	↑
Quarter ending June 2019	3,117	↑
Quarter ending September 2019	3,257	↑
Variance since September 2018	13.2%	↑



ACTIVITY



Month	2019	2020
April	233	501
May	1,181	1,347
June	1,651	2,016
July	2,344	2,980
August	3,240	4,088
September	3,811	4,839
October	4,787	
November	5,726	
December	6,544	
January	7,430	
February	8,485	
March	9,539	
April	9,918	
May	9,925	
June	9,920	

QUALITY

	Quantity	Base Number	Contract	AT	Region	England
% of FP17s for the same patient ID Re-attending within 3 months - Children	117	1,176	9.9%	11.5%	12.1%	11.5%
% of FP17s for the same patient ID Re-attending within 3 months - Adults	191	1,655	11.5%	16.1%	15.6%	15.4%
% of FP17s for the same patient ID Re-attending between 3 & 9 months - Children	661	1,176	56.2%	59.3%	61.2%	59.7%
% of FP17s for the same patient ID Re-attending between 3 & 9 months - Adults	811	1,655	49.0%	51.9%	54.3%	51.7%
% of FP17s for Band 1 Urgent Courses	245	2,694	9.1%	10.4%	9.1%	9.2%
% of FP17s Relating to Free Repair or Replacements	25	2,694	0.9%	0.8%	0.9%	0.7%
% of FP17s Relating to Continuations	6	2,694	0.2%	0.8%	1.0%	0.8%
% of Patients satisfied with the dentistry they have received	1	2	N/A	92.3%	94.4%	93.5%
% of Patients satisfied with the time they had to wait for an appointment	2	2	N/A	87.3%	88.1%	87.4%

* This is based on patients treated on this contract for their most recent course of treatment. Figures in italics indicate the base number of FP17s or Patient Questionnaire responses are less than 100. N/A is shown where the base number of responses is less than 10 during the period. % is calculated as Quantity/Base number*100

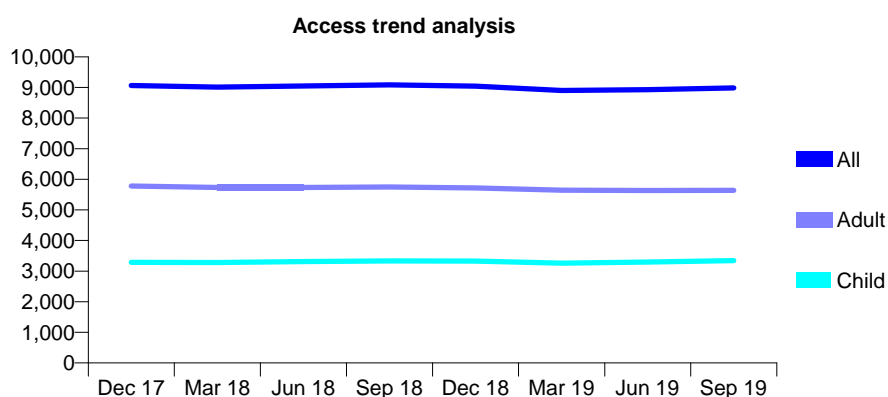
Q46 - Vital Signs At a Glance Contract Report for 194875/0001 - September 2019

Name or company name	Park House Dental Practice
Contract type name	GDS Contract
Purpose of contract	General
Contract start date	01/09/2012
Contract end date	

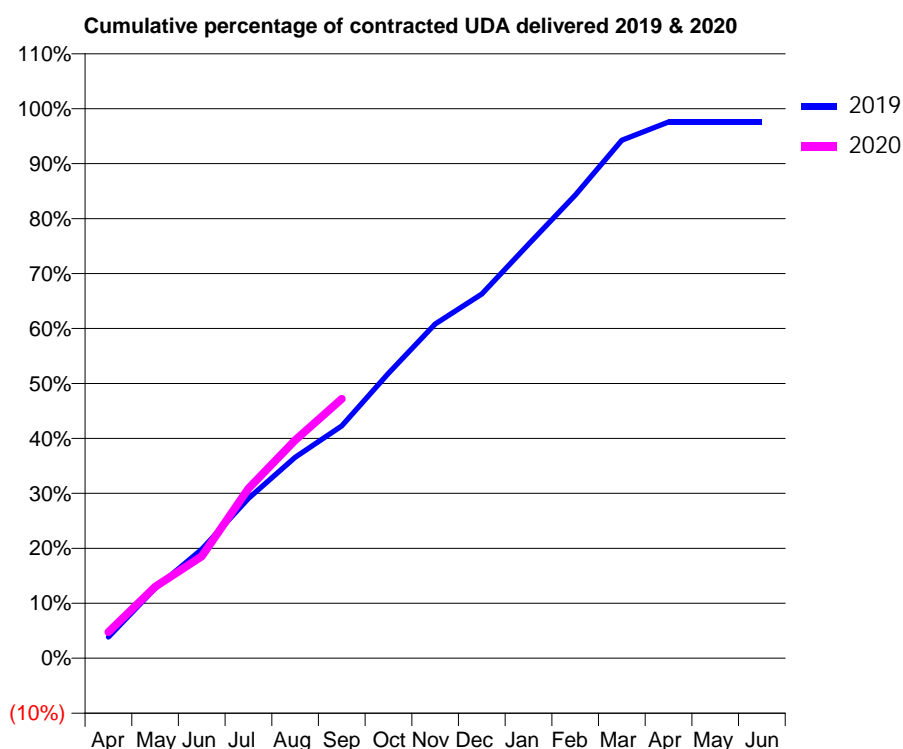
19/20 Contracted general activity (UDA)	24,405
Carry forward general activity (UDA)	0
19/20 Contracted orthodontic activity (UOA)	0
Carry forward orthodontic activity (UOA)	0
Baseline contract value	£737,203.83

ACCESS*

Patients seen in 24 months	Total	Change since previous quarter
Quarter ending September 2018	9,081	
Quarter ending December 2018	9,043	→
Quarter ending March 2019	8,906	↓
Quarter ending June 2019	8,929	→
Quarter ending September 2019	8,986	→
Variance since September 2018	(1.0%)	↓



ACTIVITY



Month	2019	2020
April	937	1,165
May	3,080	3,175
June	4,794	4,522
July	7,039	7,536
August	8,850	9,684
September	10,237	11,513
October	12,553	
November	14,725	
December	16,039	
January	18,232	
February	20,398	
March	22,820	
April	23,621	
May	23,618	
June	23,618	

QUALITY

	Quantity	Base Number	Contract	AT	Region	England
% of FP17s for the same patient ID Re-attending within 3 months - Children	246	2,216	11.1%	11.5%	12.1%	11.5%
% of FP17s for the same patient ID Re-attending within 3 months - Adults	660	3,294	20.0%	16.1%	15.6%	15.4%
% of FP17s for the same patient ID Re-attending between 3 & 9 months - Children	1,035	2,216	46.7%	59.3%	61.2%	59.7%
% of FP17s for the same patient ID Re-attending between 3 & 9 months - Adults	1,205	3,294	36.6%	51.9%	54.3%	51.7%
% of FP17s for Band 1 Urgent Courses	612	5,118	12.0%	10.4%	9.1%	9.2%
% of FP17s Relating to Free Repair or Replacements	30	5,118	0.6%	0.8%	0.9%	0.7%
% of FP17s Relating to Continuations	72	5,118	1.4%	0.8%	1.0%	0.8%
% of Patients satisfied with the dentistry they have received	0	0	N/A	92.3%	94.4%	93.5%
% of Patients satisfied with the time they had to wait for an appointment	0	0	N/A	87.3%	88.1%	87.4%

* This is based on patients treated on this contract for their most recent course of treatment. Figures in italics indicate the base number of FP17s or Patient Questionnaire responses are less than 100. N/A is shown where the base number of responses is less than 10 during the period. % is calculated as Quantity/Base number*100

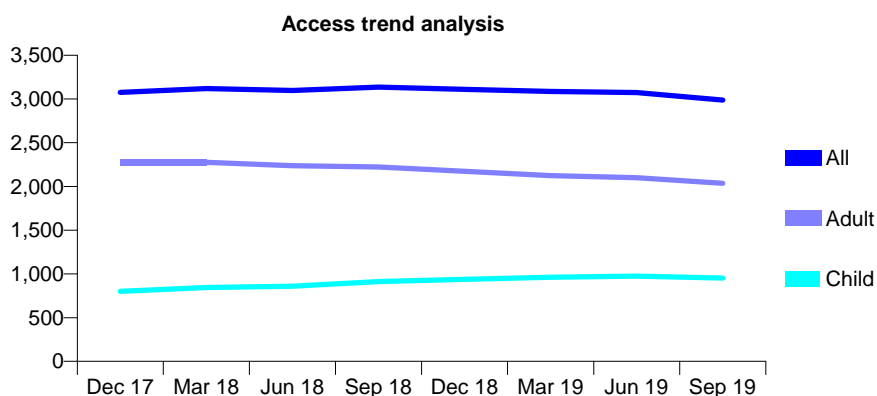
Q46 - Vital Signs At a Glance Contract Report for 194964/0001 - September 2019

Name or company name	Mayfield Dental Care Partnership
Contract type name	GDS Contract
Purpose of contract	General
Contract start date	01/11/2013
Contract end date	

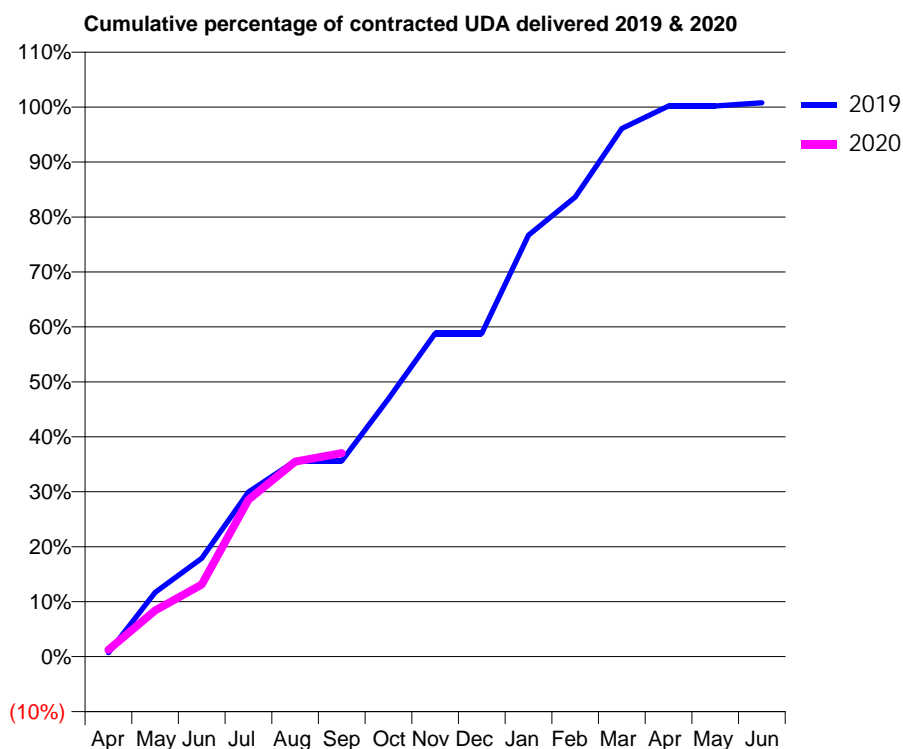
19/20 Contracted general activity (UDA)	8,583
Carry forward general activity (UDA)	0
19/20 Contracted orthodontic activity (UOA)	0
Carry forward orthodontic activity (UOA)	0
Baseline contract value	£254,439.72

ACCESS*

Patients seen in 24 months	Total	Change since previous quarter
Quarter ending September 2018	3,136	
Quarter ending December 2018	3,111	→
Quarter ending March 2019	3,086	→
Quarter ending June 2019	3,074	→
Quarter ending September 2019	2,989	↓
Variance since September 2018	(4.7%)	↓



ACTIVITY



Month	Adjusted Scheduled Activity (UDA)	
	2019	2020
April	61	106
May	1,004	721
June	1,535	1,126
July	2,571	2,451
August	3,056	3,046
September	3,056	3,180
October	4,029	
November	5,049	
December	5,049	
January	6,583	
February	7,177	
March	8,246	
April	8,598	
May	8,598	
June	8,649	

QUALITY

	Quantity	Base Number	Contract	AT	Region	England
% of FP17s for the same patient ID Re-attending within 3 months - Children	38	507	7.5%	11.5%	12.1%	11.5%
% of FP17s for the same patient ID Re-attending within 3 months - Adults	129	1,041	12.4%	16.1%	15.6%	15.4%
% of FP17s for the same patient ID Re-attending between 3 & 9 months - Children	258	507	50.9%	59.3%	61.2%	59.7%
% of FP17s for the same patient ID Re-attending between 3 & 9 months - Adults	458	1,041	44.0%	51.9%	54.3%	51.7%
% of FP17s for Band 1 Urgent Courses	282	1,377	20.5%	10.4%	9.1%	9.2%
% of FP17s Relating to Free Repair or Replacements	2	1,377	0.1%	0.8%	0.9%	0.7%
% of FP17s Relating to Continuations	10	1,377	0.7%	0.8%	1.0%	0.8%
% of Patients satisfied with the dentistry they have received	0	0	N/A	92.3%	94.4%	93.5%
% of Patients satisfied with the time they had to wait for an appointment	0	0	N/A	87.3%	88.1%	87.4%

* This is based on patients treated on this contract for their most recent course of treatment. Figures in italics indicate the base number of FP17s or Patient Questionnaire responses are less than 100. N/A is shown where the base number of responses is less than 10 during the period. % is calculated as Quantity/Base number*100

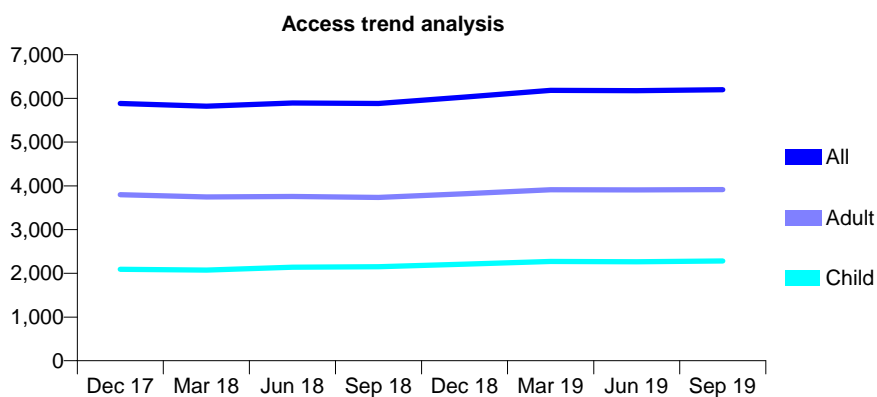
Q46 - Vital Signs At a Glance Contract Report for 195839/0004 - September 2019

Name or company name	Derby St Dentist Ltd
Contract type name	GDS Contract
Purpose of contract	General
Contract start date	01/07/2013
Contract end date	

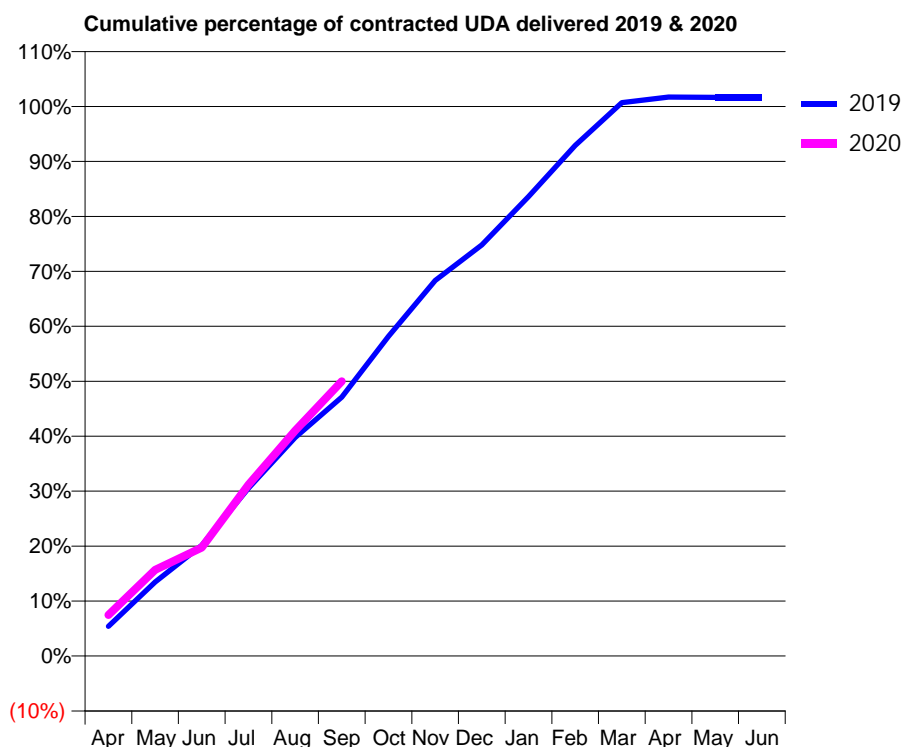
19/20 Contracted general activity (UDA)	18,033
Carry forward general activity (UDA)	0
19/20 Contracted orthodontic activity (UOA)	0
Carry forward orthodontic activity (UOA)	0
Baseline contract value	£476,103.32

ACCESS*

Patients seen in 24 months	Total	Change since previous quarter
Quarter ending September 2018	5,884	
Quarter ending December 2018	6,028	↑
Quarter ending March 2019	6,183	↑
Quarter ending June 2019	6,175	→
Quarter ending September 2019	6,199	→
Variance since September 2018	5.4%	↑



ACTIVITY



Month	Adjusted Scheduled Activity (UDA)	
	2019	2020
April	972	1,347
May	2,431	2,828
June	3,630	3,558
July	5,506	5,621
August	7,169	7,397
September	8,496	9,017
October	10,493	
November	12,326	
December	13,487	
January	15,072	
February	16,753	
March	18,160	
April	18,342	
May	18,330	
June	18,330	

QUALITY

	Quantity	Base Number	Contract	AT	Region	England
% of FP17s for the same patient ID Re-attending within 3 months - Children	62	2,069	3.0%	11.5%	12.1%	11.5%
% of FP17s for the same patient ID Re-attending within 3 months - Adults	175	2,858	6.1%	16.1%	15.6%	15.4%
% of FP17s for the same patient ID Re-attending between 3 & 9 months - Children	1,604	2,069	77.5%	59.3%	61.2%	59.7%
% of FP17s for the same patient ID Re-attending between 3 & 9 months - Adults	1,976	2,858	69.1%	51.9%	54.3%	51.7%
% of FP17s for Band 1 Urgent Courses	211	4,775	4.4%	10.4%	9.1%	9.2%
% of FP17s Relating to Free Repair or Replacements	3	4,775	0.1%	0.8%	0.9%	0.7%
% of FP17s Relating to Continuations	12	4,775	0.3%	0.8%	1.0%	0.8%
% of Patients satisfied with the dentistry they have received	0	0	N/A	92.3%	94.4%	93.5%
% of Patients satisfied with the time they had to wait for an appointment	0	0	N/A	87.3%	88.1%	87.4%

* This is based on patients treated on this contract for their most recent course of treatment. Figures in italics indicate the base number of FP17s or Patient Questionnaire responses are less than 100. N/A is shown where the base number of responses is less than 10 during the period. % is calculated as Quantity/Base number*100

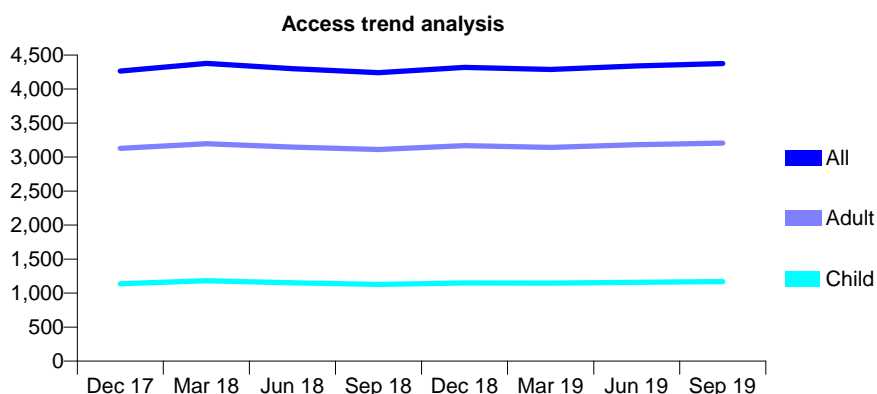
Q46 - Vital Signs At a Glance Contract Report for 197858/0001 - September 2019

Name or company name	Ram Dental Ltd
Contract type name	GDS Contract
Purpose of contract	General
Contract start date	01/07/2015
Contract end date	

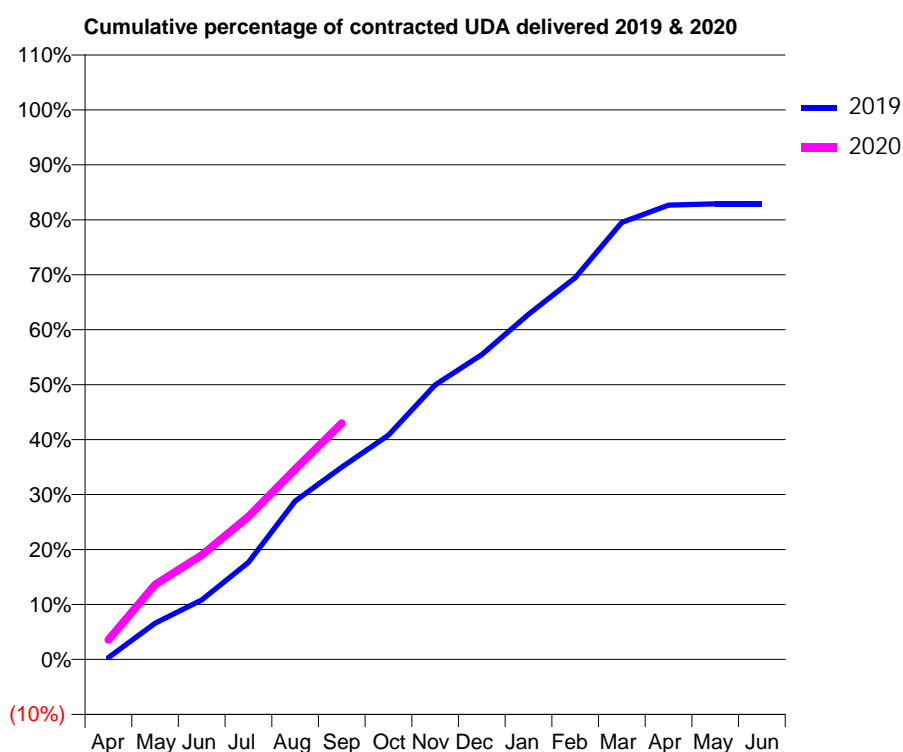
19/20 Contracted general activity (UDA)	15,554
Carry forward general activity (UDA)	0
19/20 Contracted orthodontic activity (UOA)	0
Carry forward orthodontic activity (UOA)	0
Baseline contract value	£489,717.52

ACCESS*

Patients seen in 24 months	Total	Change since previous quarter
Quarter ending September 2018	4,242	
Quarter ending December 2018	4,318	→
Quarter ending March 2019	4,289	→
Quarter ending June 2019	4,340	→
Quarter ending September 2019	4,375	→
Variance since September 2018	3.1%	↑



ACTIVITY



Month	Adjusted Scheduled Activity (UDA)	
	2019	2020
April	55	556
May	1,023	2,121
June	1,681	2,952
July	2,750	4,046
August	4,481	5,383
September	5,445	6,683
October	6,352	
November	7,770	
December	8,626	
January	9,772	
February	10,803	
March	12,367	
April	12,856	
May	12,892	
June	12,892	

QUALITY

	Quantity	Base Number	Contract	AT	Region	England
% of FP17s for the same patient ID Re-attending within 3 months - Children	70	906	7.7%	11.5%	12.1%	11.5%
% of FP17s for the same patient ID Re-attending within 3 months - Adults	385	2,299	16.7%	16.1%	15.6%	15.4%
% of FP17s for the same patient ID Re-attending between 3 & 9 months - Children	629	906	69.4%	59.3%	61.2%	59.7%
% of FP17s for the same patient ID Re-attending between 3 & 9 months - Adults	1,194	2,299	51.9%	51.9%	54.3%	51.7%
% of FP17s for Band 1 Urgent Courses	441	2,958	14.9%	10.4%	9.1%	9.2%
% of FP17s Relating to Free Repair or Replacements	6	2,958	0.2%	0.8%	0.9%	0.7%
% of FP17s Relating to Continuations	14	2,958	0.5%	0.8%	1.0%	0.8%
% of Patients satisfied with the dentistry they have received	0	0	N/A	92.3%	94.4%	93.5%
% of Patients satisfied with the time they had to wait for an appointment	0	0	N/A	87.3%	88.1%	87.4%

* This is based on patients treated on this contract for their most recent course of treatment. Figures in italics indicate the base number of FP17s or Patient Questionnaire responses are less than 100. N/A is shown where the base number of responses is less than 10 during the period. % is calculated as Quantity/Base number*100

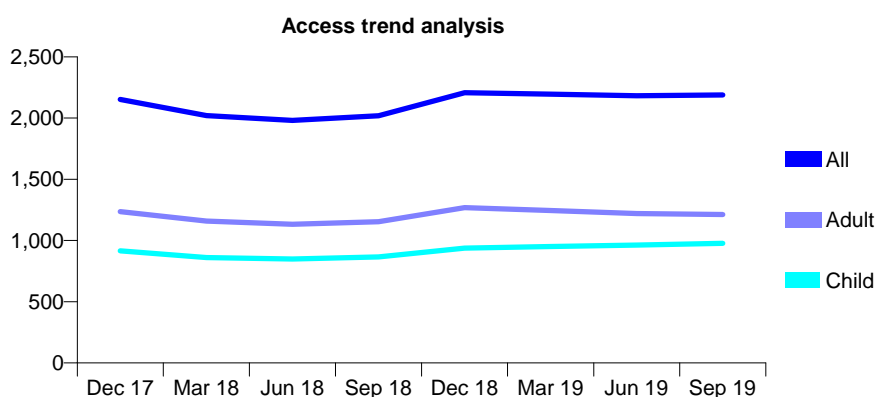
Q46 - Vital Signs At a Glance Contract Report for 198129/0001 - September 2019

Name or company name	Synergy Dental Clinic Bolton Ltd
Contract type name	GDS Contract
Purpose of contract	General
Contract start date	01/09/2013
Contract end date	

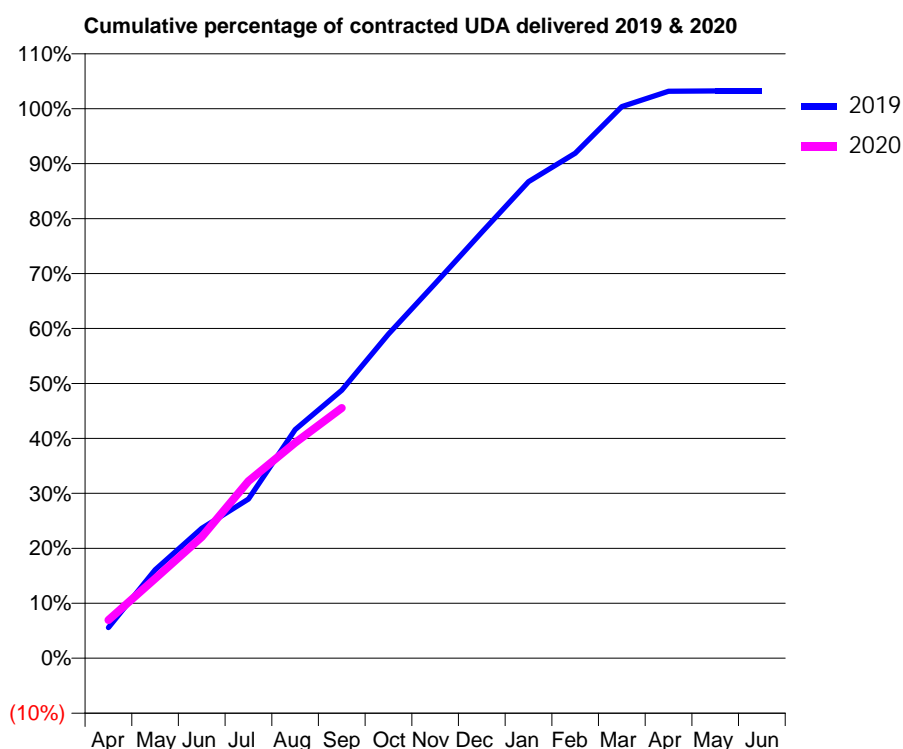
19/20 Contracted general activity (UDA)	5,890
Carry forward general activity (UDA)	0
19/20 Contracted orthodontic activity (UOA)	0
Carry forward orthodontic activity (UOA)	0
Baseline contract value	£149,575.56

ACCESS*

Patients seen in 24 months	Total	Change since previous quarter
Quarter ending September 2018	2,019	
Quarter ending December 2018	2,207	↑
Quarter ending March 2019	2,196	→
Quarter ending June 2019	2,183	→
Quarter ending September 2019	2,189	→
Variance since September 2018	8.4%	↑



ACTIVITY



Month	2019	2020
April	330	410
May	949	854
June	1,392	1,300
July	1,705	1,899
August	2,450	2,310
September	2,872	2,682
October	3,474	
November	4,018	
December	4,566	
January	5,108	
February	5,413	
March	5,911	
April	6,077	
May	6,080	
June	6,080	

QUALITY

	Quantity	Base Number	Contract	AT	Region	England
% of FP17s for the same patient ID Re-attending within 3 months - Children	41	777	5.3%	11.5%	12.1%	11.5%
% of FP17s for the same patient ID Re-attending within 3 months - Adults	70	719	9.7%	16.1%	15.6%	15.4%
% of FP17s for the same patient ID Re-attending between 3 & 9 months - Children	515	777	66.3%	59.3%	61.2%	59.7%
% of FP17s for the same patient ID Re-attending between 3 & 9 months - Adults	401	719	55.8%	51.9%	54.3%	51.7%
% of FP17s for Band 1 Urgent Courses	76	1,422	5.3%	10.4%	9.1%	9.2%
% of FP17s Relating to Free Repair or Replacements	2	1,422	0.1%	0.8%	0.9%	0.7%
% of FP17s Relating to Continuations	2	1,422	0.1%	0.8%	1.0%	0.8%
% of Patients satisfied with the dentistry they have received	0	0	N/A	92.3%	94.4%	93.5%
% of Patients satisfied with the time they had to wait for an appointment	0	0	N/A	87.3%	88.1%	87.4%

* This is based on patients treated on this contract for their most recent course of treatment. Figures in italics indicate the base number of FP17s or Patient Questionnaire responses are less than 100. N/A is shown where the base number of responses is less than 10 during the period. % is calculated as Quantity/Base number*100

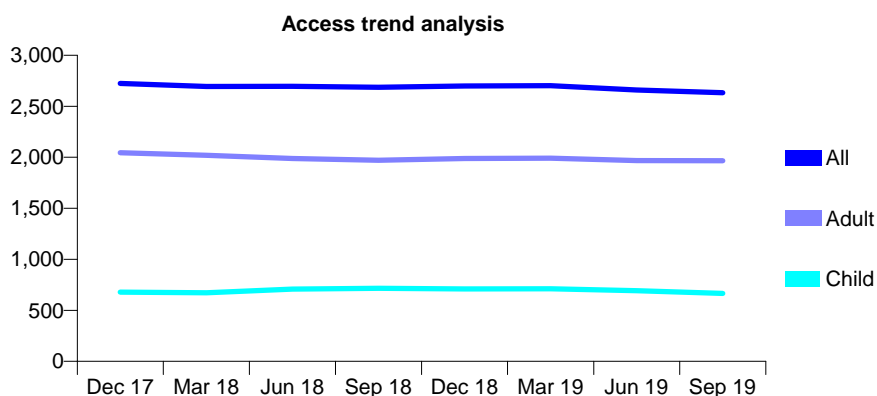
Q46 - Vital Signs At a Glance Contract Report for 198315/0001 - September 2019

Name or company name	Mrs S Riaz
Contract type name	GDS Contract
Purpose of contract	General
Contract start date	18/01/2016
Contract end date	

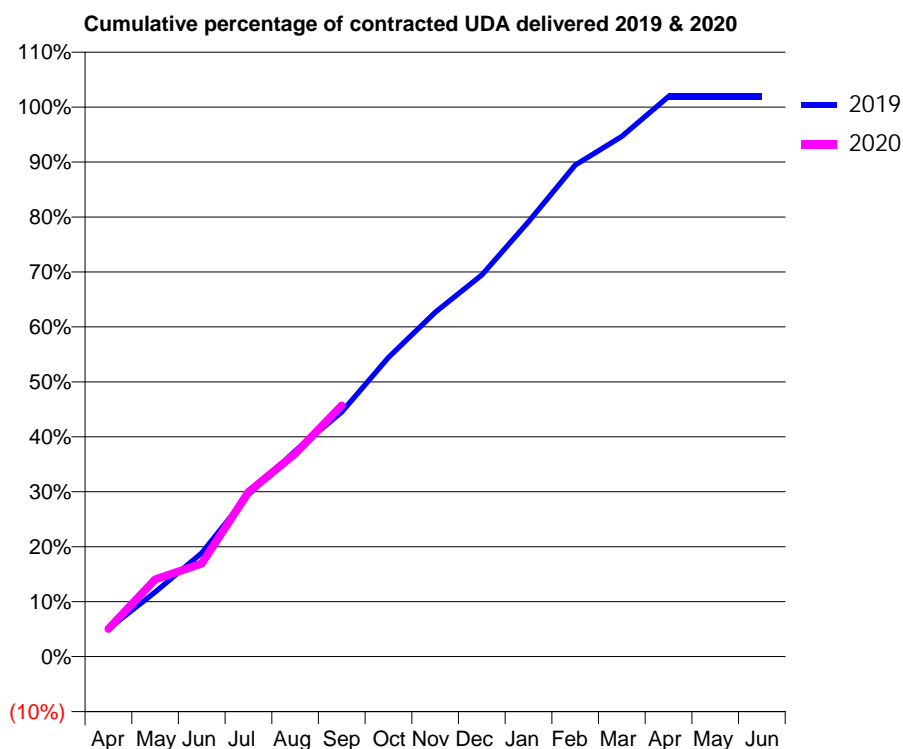
19/20 Contracted general activity (UDA)	7,201
Carry forward general activity (UDA)	0
19/20 Contracted orthodontic activity (UOA)	0
Carry forward orthodontic activity (UOA)	0
Baseline contract value	£199,836.41

ACCESS*

Patients seen in 24 months	Total	Change since previous quarter
Quarter ending September 2018	2,686	
Quarter ending December 2018	2,699	→
Quarter ending March 2019	2,703	→
Quarter ending June 2019	2,660	↓
Quarter ending September 2019	2,633	↓
Variance since September 2018	(2.0%)	↓



ACTIVITY



Month	Adjusted Scheduled Activity (UDA)	
	2019	2020
April	364	365
May	846	1,013
June	1,359	1,218
July	2,124	2,157
August	2,695	2,660
September	3,205	3,291
October	3,920	
November	4,511	
December	5,001	
January	5,699	
February	6,443	
March	6,817	
April	7,338	
May	7,339	
June	7,339	

QUALITY

	Quantity	Base Number	Contract	AT	Region	England
% of FP17s for the same patient ID Re-attending within 3 months - Children	45	563	8.0%	11.5%	12.1%	11.5%
% of FP17s for the same patient ID Re-attending within 3 months - Adults	233	1,658	14.1%	16.1%	15.6%	15.4%
% of FP17s for the same patient ID Re-attending between 3 & 9 months - Children	375	563	66.6%	59.3%	61.2%	59.7%
% of FP17s for the same patient ID Re-attending between 3 & 9 months - Adults	1,004	1,658	60.6%	51.9%	54.3%	51.7%
% of FP17s for Band 1 Urgent Courses	109	1,878	5.8%	10.4%	9.1%	9.2%
% of FP17s Relating to Free Repair or Replacements	2	1,878	0.1%	0.8%	0.9%	0.7%
% of FP17s Relating to Continuations	15	1,878	0.8%	0.8%	1.0%	0.8%
% of Patients satisfied with the dentistry they have received	0	0	N/A	92.3%	94.4%	93.5%
% of Patients satisfied with the time they had to wait for an appointment	0	0	N/A	87.3%	88.1%	87.4%

* This is based on patients treated on this contract for their most recent course of treatment. Figures in italics indicate the base number of FP17s or Patient Questionnaire responses are less than 100. N/A is shown where the base number of responses is less than 10 during the period. % is calculated as Quantity/Base number*100

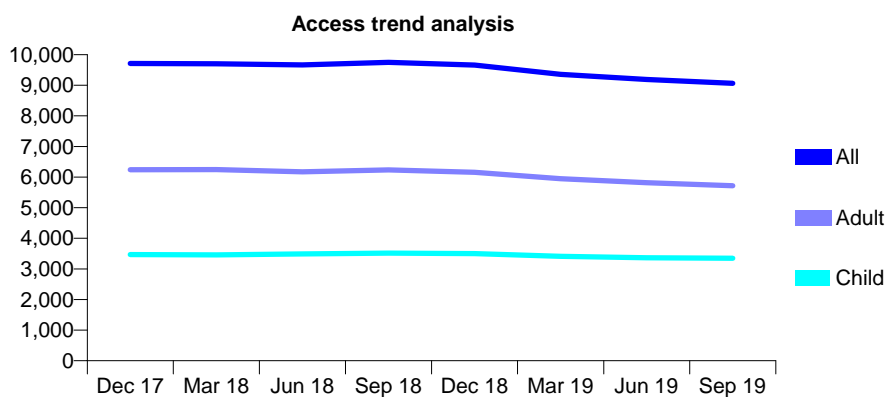
Q46 - Vital Signs At a Glance Contract Report for 19889/0001 - September 2019

Name or company name	Kings Dental Centre
Contract type name	GDS Contract
Purpose of contract	General
Contract start date	15/04/2014
Contract end date	

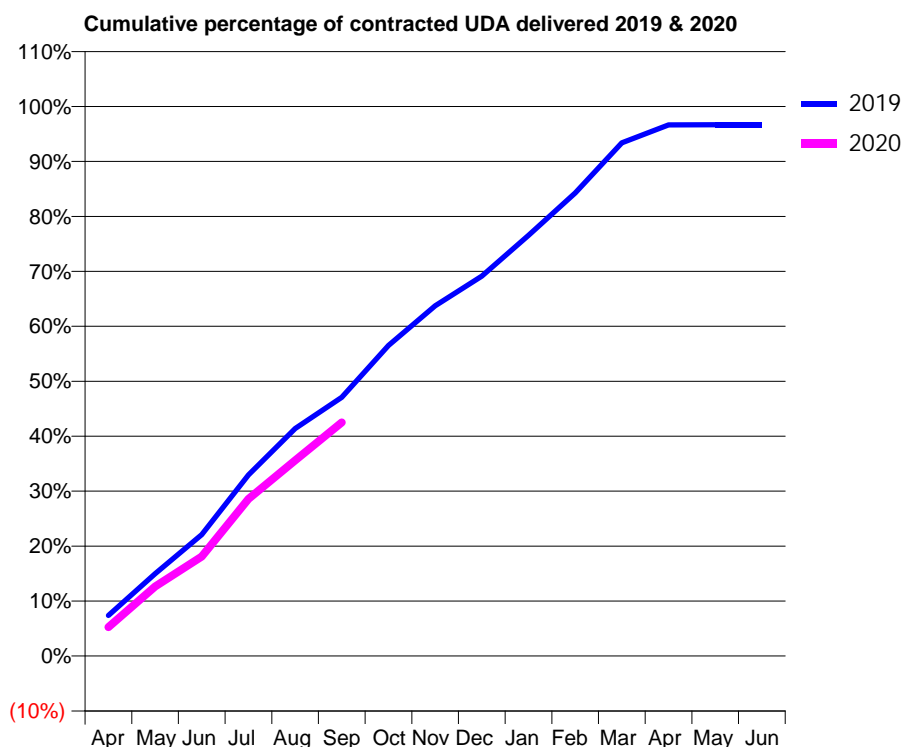
19/20 Contracted general activity (UDA)	24,916
Carry forward general activity (UDA)	0
19/20 Contracted orthodontic activity (UOA)	0
Carry forward orthodontic activity (UOA)	0
Baseline contract value	£831,682.69

ACCESS*

Patients seen in 24 months	Total	Change since previous quarter
Quarter ending September 2018	9,750	
Quarter ending December 2018	9,660	→
Quarter ending March 2019	9,357	↓
Quarter ending June 2019	9,186	↓
Quarter ending September 2019	9,067	↓
Variance since September 2018	(7.0%)	↓



ACTIVITY



Month	Adjusted Scheduled Activity (UDA)	
	2019	2020
April	1,842	1,310
May	3,731	3,156
June	5,507	4,515
July	8,215	7,123
August	10,317	8,870
September	11,732	10,590
October	14,079	
November	15,882	
December	17,226	
January	19,076	
February	20,994	
March	23,261	
April	24,078	
May	24,087	
June	24,088	

QUALITY

	Quantity	Base Number	Contract	AT	Region	England
% of FP17s for the same patient ID Re-attending within 3 months - Children	174	1,893	9.2%	11.5%	12.1%	11.5%
% of FP17s for the same patient ID Re-attending within 3 months - Adults	550	2,985	18.4%	16.1%	15.6%	15.4%
% of FP17s for the same patient ID Re-attending between 3 & 9 months - Children	682	1,893	36.0%	59.3%	61.2%	59.7%
% of FP17s for the same patient ID Re-attending between 3 & 9 months - Adults	984	2,985	33.0%	51.9%	54.3%	51.7%
% of FP17s for Band 1 Urgent Courses	683	4,548	15.0%	10.4%	9.1%	9.2%
% of FP17s Relating to Free Repair or Replacements	22	4,548	0.5%	0.8%	0.9%	0.7%
% of FP17s Relating to Continuations	23	4,548	0.5%	0.8%	1.0%	0.8%
% of Patients satisfied with the dentistry they have received	2	2	N/A	92.3%	94.4%	93.5%
% of Patients satisfied with the time they had to wait for an appointment	2	2	N/A	87.3%	88.1%	87.4%

* This is based on patients treated on this contract for their most recent course of treatment. Figures in italics indicate the base number of FP17s or Patient Questionnaire responses are less than 100. N/A is shown where the base number of responses is less than 10 during the period. % is calculated as Quantity/Base number*100

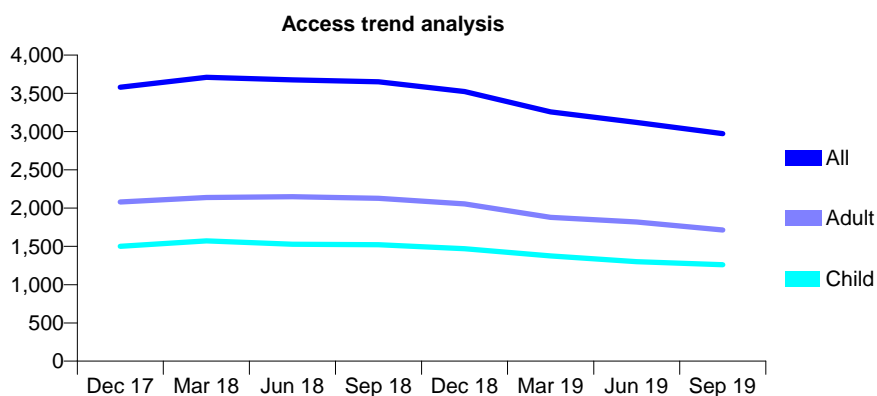
Q46 - Vital Signs At a Glance Contract Report for 199664/0001 - September 2019

Name or company name	Charlestown Dental Practice Ltd
Contract type name	GDS Contract
Purpose of contract	General
Contract start date	01/10/2010
Contract end date	

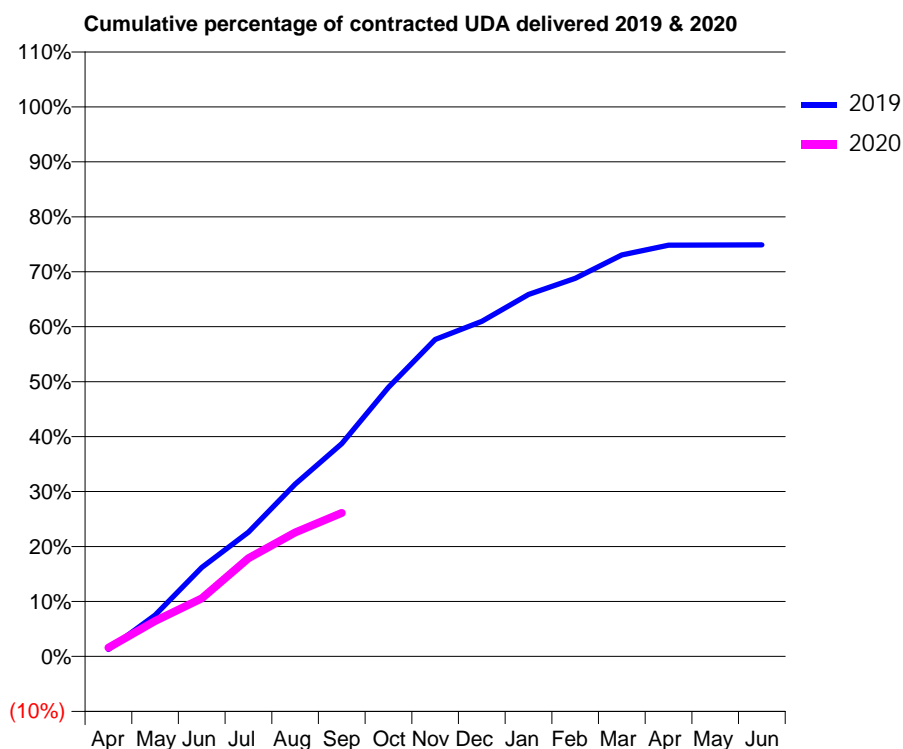
19/20 Contracted general activity (UDA)	10,000
Carry forward general activity (UDA)	0
19/20 Contracted orthodontic activity (UOA)	0
Carry forward orthodontic activity (UOA)	0
Baseline contract value	£286,053.89

ACCESS*

Patients seen in 24 months	Total	Change since previous quarter
Quarter ending September 2018	3,650	
Quarter ending December 2018	3,523	↓
Quarter ending March 2019	3,256	↓
Quarter ending June 2019	3,119	↓
Quarter ending September 2019	2,973	↓
Variance since September 2018	(18.5%)	↓



ACTIVITY



Month	2019	2020
April	128	159
May	754	645
June	1,617	1,057
July	2,263	1,787
August	3,134	2,256
September	3,871	2,613
October	4,897	
November	5,767	
December	6,098	
January	6,587	
February	6,880	
March	7,306	
April	7,482	
May	7,486	
June	7,487	

QUALITY

	Quantity	Base Number	Contract	AT	Region	England
% of FP17s for the same patient ID Re-attending within 3 months - Children	41	625	6.6%	11.5%	12.1%	11.5%
% of FP17s for the same patient ID Re-attending within 3 months - Adults	104	643	16.2%	16.1%	15.6%	15.4%
% of FP17s for the same patient ID Re-attending between 3 & 9 months - Children	330	625	52.8%	59.3%	61.2%	59.7%
% of FP17s for the same patient ID Re-attending between 3 & 9 months - Adults	222	643	34.5%	51.9%	54.3%	51.7%
% of FP17s for Band 1 Urgent Courses	252	1,150	21.9%	10.4%	9.1%	9.2%
% of FP17s Relating to Free Repair or Replacements	2	1,150	0.2%	0.8%	0.9%	0.7%
% of FP17s Relating to Continuations	0	1,150	0.0%	0.8%	1.0%	0.8%
% of Patients satisfied with the dentistry they have received	0	0	N/A	92.3%	94.4%	93.5%
% of Patients satisfied with the time they had to wait for an appointment	0	0	N/A	87.3%	88.1%	87.4%

* This is based on patients treated on this contract for their most recent course of treatment. Figures in italics indicate the base number of FP17s or Patient Questionnaire responses are less than 100. N/A is shown where the base number of responses is less than 10 during the period. % is calculated as Quantity/Base number*100

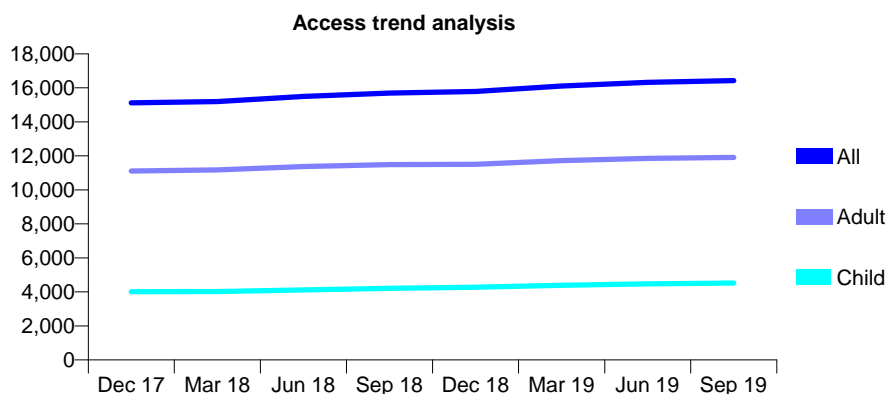
Q46 - Vital Signs At a Glance Contract Report for 199893/0001 - September 2019

Name or company name	Wallace, Thomas, Hobson & Emmett Ltd
Contract type name	GDS Contract
Purpose of contract	General
Contract start date	01/04/2008
Contract end date	

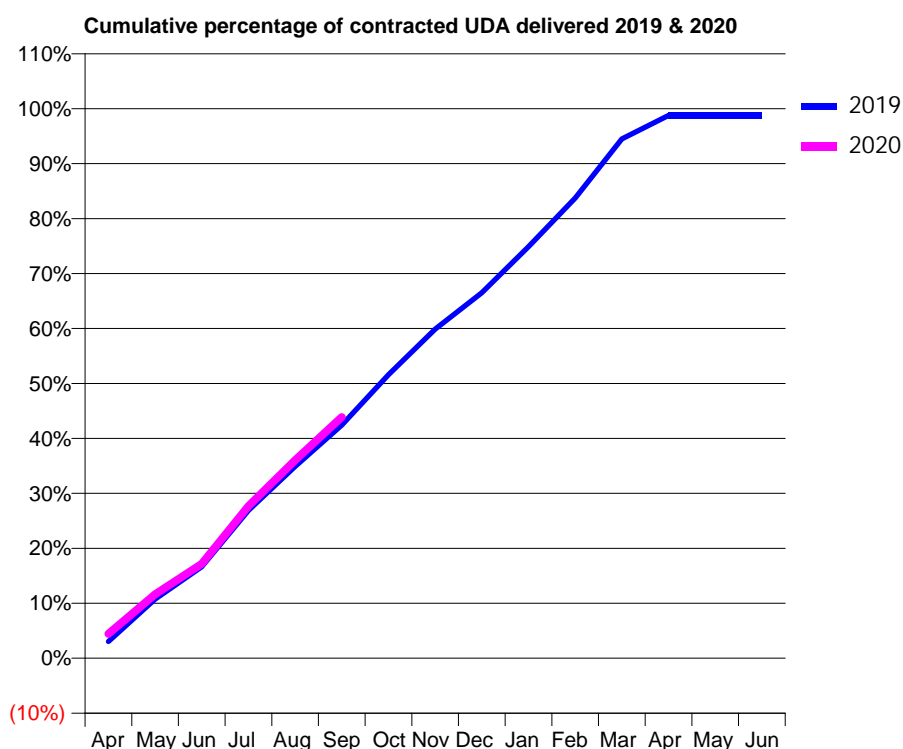
19/20 Contracted general activity (UDA)	43,279
Carry forward general activity (UDA)	0
19/20 Contracted orthodontic activity (UOA)	0
Carry forward orthodontic activity (UOA)	0
Baseline contract value	£1,474,501.64

ACCESS*

Patients seen in 24 months	Total	Change since previous quarter
Quarter ending September 2018	15,693	
Quarter ending December 2018	15,788	→
Quarter ending March 2019	16,109	↑
Quarter ending June 2019	16,329	→
Quarter ending September 2019	16,429	→
Variance since September 2018	4.7%	↑



ACTIVITY



Month	2019	2020
April	1,313	1,926
May	4,657	5,031
June	7,200	7,429
July	11,642	11,974
August	15,107	15,598
September	18,364	18,982
October	22,336	
November	25,919	
December	28,785	
January	32,420	
February	36,240	
March	40,889	
April	42,740	
May	42,740	
June	42,745	

QUALITY

	Quantity	Base Number	Contract	AT	Region	England
% of FP17s for the same patient ID Re-attending within 3 months - Children	314	3,595	8.7%	11.5%	12.1%	11.5%
% of FP17s for the same patient ID Re-attending within 3 months - Adults	945	8,670	10.9%	16.1%	15.6%	15.4%
% of FP17s for the same patient ID Re-attending between 3 & 9 months - Children	2,192	3,595	61.0%	59.3%	61.2%	59.7%
% of FP17s for the same patient ID Re-attending between 3 & 9 months - Adults	5,118	8,670	59.0%	51.9%	54.3%	51.7%
% of FP17s for Band 1 Urgent Courses	1,171	11,437	10.2%	10.4%	9.1%	9.2%
% of FP17s Relating to Free Repair or Replacements	61	11,437	0.5%	0.8%	0.9%	0.7%
% of FP17s Relating to Continuations	31	11,437	0.3%	0.8%	1.0%	0.8%
% of Patients satisfied with the dentistry they have received	3	4	N/A	92.3%	94.4%	93.5%
% of Patients satisfied with the time they had to wait for an appointment	3	4	N/A	87.3%	88.1%	87.4%

* This is based on patients treated on this contract for their most recent course of treatment.

Figures in italics indicate the base number of FP17s or Patient Questionnaire responses are less than 100. N/A is shown where the base number of responses is less than 10 during the period. % is calculated as Quantity/Base number*100

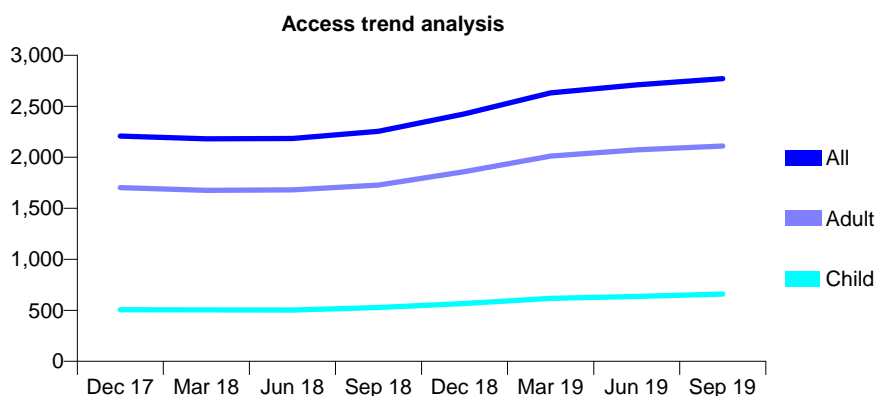
Q46 - Vital Signs At a Glance Contract Report for 213497/0001 - September 2019

Name or company name	Mr Viqar Ashraf
Contract type name	GDS Contract
Purpose of contract	General
Contract start date	01/04/2006
Contract end date	

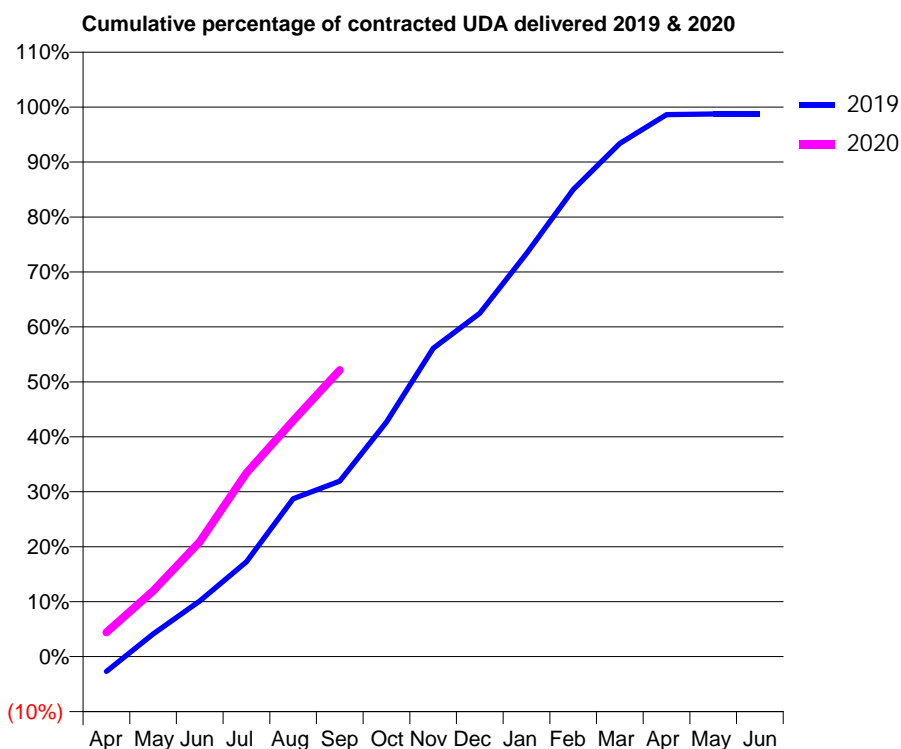
19/20 Contracted general activity (UDA)	8,800
Carry forward general activity (UDA)	0
19/20 Contracted orthodontic activity (UOA)	0
Carry forward orthodontic activity (UOA)	0
Baseline contract value	£234,947.41

ACCESS*

Patients seen in 24 months	Total	Change since previous quarter
Quarter ending September 2018	2,255	
Quarter ending December 2018	2,426	↑
Quarter ending March 2019	2,631	↑
Quarter ending June 2019	2,709	↑
Quarter ending September 2019	2,770	↑
Variance since September 2018	22.8%	↑



ACTIVITY



Month	Adjusted Scheduled Activity (UDA)	
	2019	2020
April	-238	389
May	364	1,051
June	891	1,839
July	1,520	2,943
August	2,530	3,780
September	2,810	4,589
October	3,755	
November	4,936	
December	5,497	
January	6,455	
February	7,480	
March	8,219	
April	8,679	
May	8,688	
June	8,688	

QUALITY

	Quantity	Base Number	Contract	AT	Region	England
% of FP17s for the same patient ID Re-attending within 3 months - Children	39	476	8.2%	11.5%	12.1%	11.5%
% of FP17s for the same patient ID Re-attending within 3 months - Adults	221	1,619	13.7%	16.1%	15.6%	15.4%
% of FP17s for the same patient ID Re-attending between 3 & 9 months - Children	265	476	55.7%	59.3%	61.2%	59.7%
% of FP17s for the same patient ID Re-attending between 3 & 9 months - Adults	909	1,619	56.1%	51.9%	54.3%	51.7%
% of FP17s for Band 1 Urgent Courses	78	1,909	4.1%	10.4%	9.1%	9.2%
% of FP17s Relating to Free Repair or Replacements	16	1,909	0.8%	0.8%	0.9%	0.7%
% of FP17s Relating to Continuations	42	1,909	2.2%	0.8%	1.0%	0.8%
% of Patients satisfied with the dentistry they have received	4	4	N/A	92.3%	94.4%	93.5%
% of Patients satisfied with the time they had to wait for an appointment	4	4	N/A	87.3%	88.1%	87.4%

* This is based on patients treated on this contract for their most recent course of treatment. Figures in italics indicate the base number of FP17s or Patient Questionnaire responses are less than 100. N/A is shown where the base number of responses is less than 10 during the period. % is calculated as Quantity/Base number*100

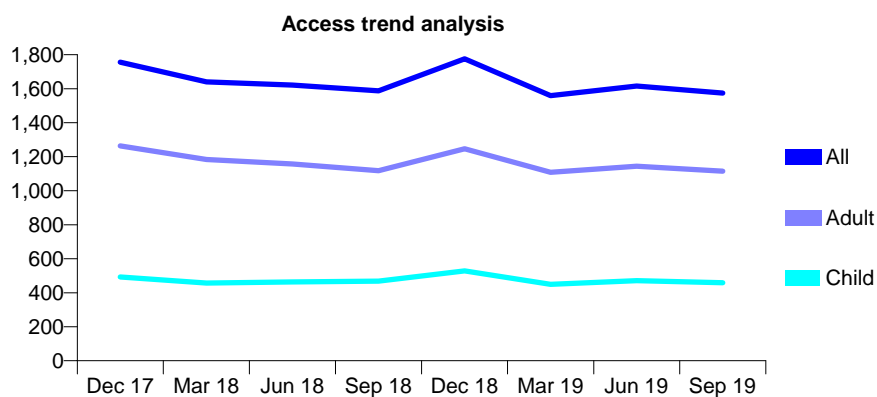
Q46 - Vital Signs At a Glance Contract Report for 214043/0001 - September 2019

Name or company name	Mr M Mahmood
Contract type name	GDS Contract
Purpose of contract	General
Contract start date	01/04/2006
Contract end date	

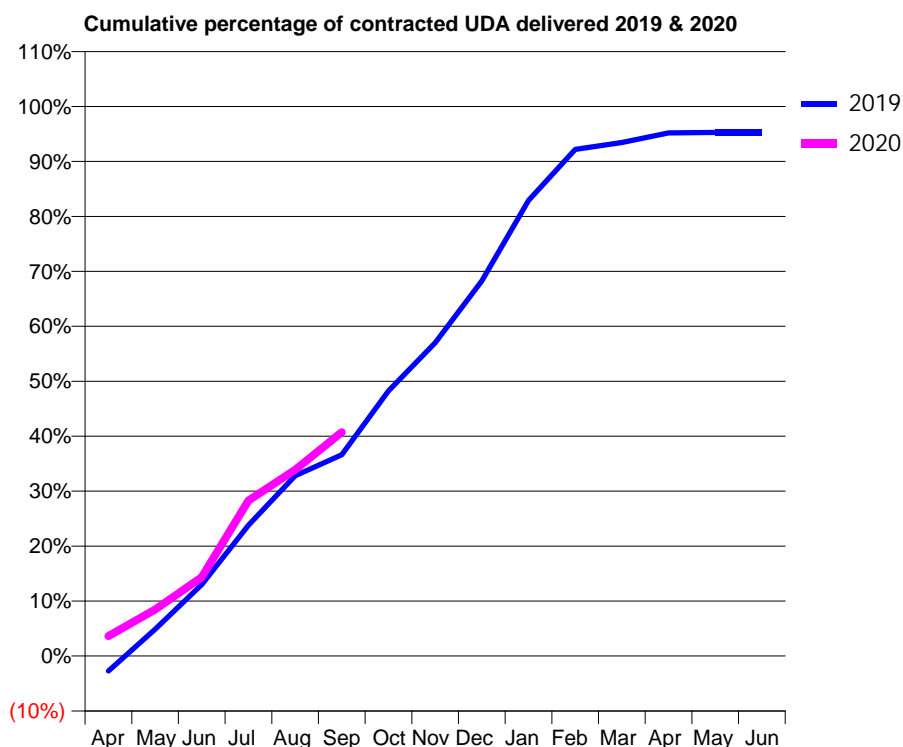
19/20 Contracted general activity (UDA)	5,526
Carry forward general activity (UDA)	0
19/20 Contracted orthodontic activity (UOA)	0
Carry forward orthodontic activity (UOA)	0
Baseline contract value	£170,064.99

ACCESS*

Patients seen in 24 months	Total	Change since previous quarter
Quarter ending September 2018	1,587	
Quarter ending December 2018	1,775	↑
Quarter ending March 2019	1,559	↓
Quarter ending June 2019	1,615	↑
Quarter ending September 2019	1,574	↓
Variance since September 2018	(0.8%)	→



ACTIVITY



Month	Adjusted Scheduled Activity (UDA)	
	2019	2020
April	-153	201
May	270	467
June	719	793
July	1,316	1,564
August	1,814	1,872
September	2,024	2,251
October	2,667	
November	3,151	
December	3,772	
January	4,581	
February	5,094	
March	5,164	
April	5,260	
May	5,263	
June	5,263	

QUALITY

	Quantity	Base Number	Contract	AT	Region	England
% of FP17s for the same patient ID Re-attending within 3 months - Children	12	310	3.9%	11.5%	12.1%	11.5%
% of FP17s for the same patient ID Re-attending within 3 months - Adults	46	786	5.9%	16.1%	15.6%	15.4%
% of FP17s for the same patient ID Re-attending between 3 & 9 months - Children	118	310	38.1%	59.3%	61.2%	59.7%
% of FP17s for the same patient ID Re-attending between 3 & 9 months - Adults	324	786	41.2%	51.9%	54.3%	51.7%
% of FP17s for Band 1 Urgent Courses	97	1,040	9.3%	10.4%	9.1%	9.2%
% of FP17s Relating to Free Repair or Replacements	11	1,040	1.1%	0.8%	0.9%	0.7%
% of FP17s Relating to Continuations	3	1,040	0.3%	0.8%	1.0%	0.8%
% of Patients satisfied with the dentistry they have received	0	0	N/A	92.3%	94.4%	93.5%
% of Patients satisfied with the time they had to wait for an appointment	0	0	N/A	87.3%	88.1%	87.4%

* This is based on patients treated on this contract for their most recent course of treatment. Figures in italics indicate the base number of FP17s or Patient Questionnaire responses are less than 100. N/A is shown where the base number of responses is less than 10 during the period. % is calculated as Quantity/Base number*100

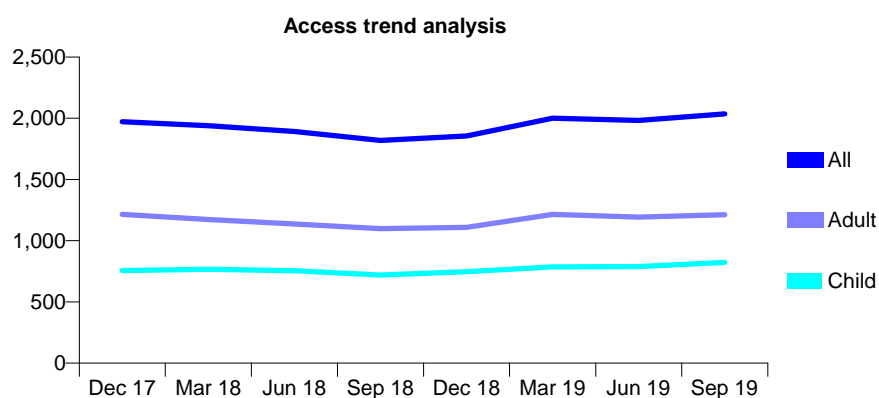
Q46 - Vital Signs At a Glance Contract Report for 214361/0001 - September 2019

Name or company name	Ms Archana Prasad
Contract type name	GDS Contract
Purpose of contract	General
Contract start date	01/04/2006
Contract end date	

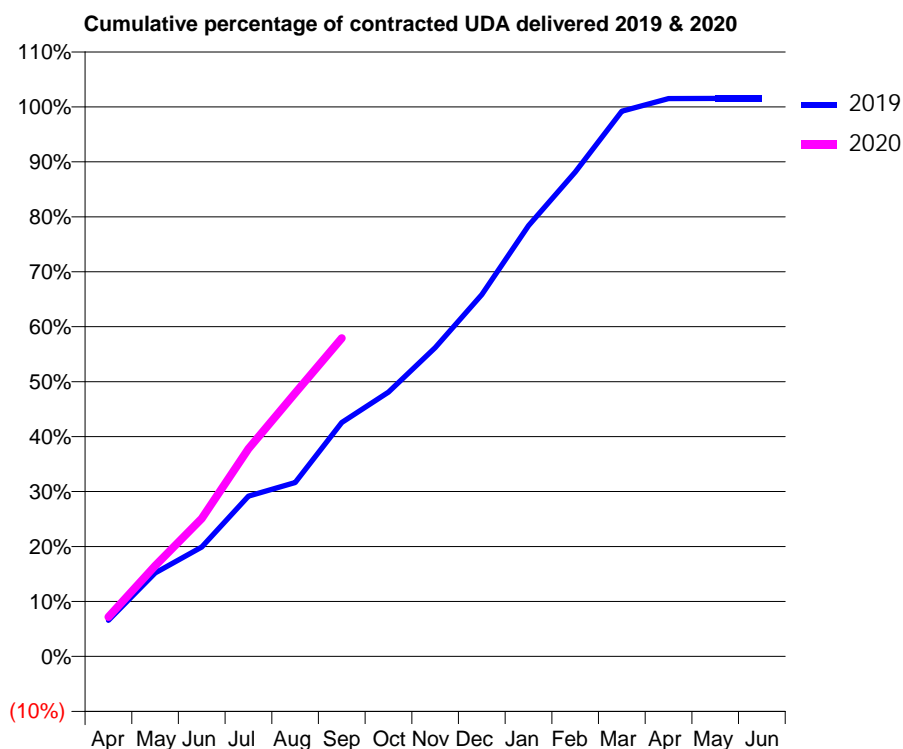
19/20 Contracted general activity (UDA)	4,825
Carry forward general activity (UDA)	0
19/20 Contracted orthodontic activity (UOA)	0
Carry forward orthodontic activity (UOA)	0
Baseline contract value	£142,994.93

ACCESS*

Patients seen in 24 months	Total	Change since previous quarter
Quarter ending September 2018	1,819	
Quarter ending December 2018	1,856	↑
Quarter ending March 2019	2,001	↑
Quarter ending June 2019	1,982	→
Quarter ending September 2019	2,036	↑
Variance since September 2018	11.9%	↑



ACTIVITY



Month	2019	2020
April	316	346
May	734	797
June	961	1,211
July	1,406	1,824
August	1,528	2,312
September	2,054	2,795
October	2,321	
November	2,711	
December	3,176	
January	3,782	
February	4,253	
March	4,787	
April	4,898	
May	4,899	
June	4,900	

QUALITY

	Quantity	Base Number	Contract	AT	Region	England
% of FP17s for the same patient ID Re-attending within 3 months - Children	69	667	10.3%	11.5%	12.1%	11.5%
% of FP17s for the same patient ID Re-attending within 3 months - Adults	186	883	21.1%	16.1%	15.6%	15.4%
% of FP17s for the same patient ID Re-attending between 3 & 9 months - Children	384	667	57.6%	59.3%	61.2%	59.7%
% of FP17s for the same patient ID Re-attending between 3 & 9 months - Adults	413	883	46.8%	51.9%	54.3%	51.7%
% of FP17s for Band 1 Urgent Courses	154	1,478	10.4%	10.4%	9.1%	9.2%
% of FP17s Relating to Free Repair or Replacements	8	1,478	0.5%	0.8%	0.9%	0.7%
% of FP17s Relating to Continuations	53	1,478	3.6%	0.8%	1.0%	0.8%
% of Patients satisfied with the dentistry they have received	1	2	N/A	92.3%	94.4%	93.5%
% of Patients satisfied with the time they had to wait for an appointment	1	2	N/A	87.3%	88.1%	87.4%

* This is based on patients treated on this contract for their most recent course of treatment. Figures in italics indicate the base number of FP17s or Patient Questionnaire responses are less than 100. N/A is shown where the base number of responses is less than 10 during the period. % is calculated as Quantity/Base number*100

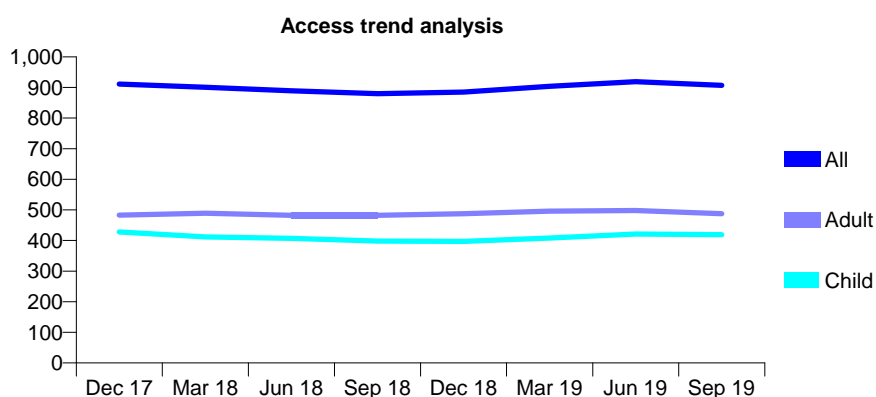
Q46 - Vital Signs At a Glance Contract Report for 215597/0001 - September 2019

Name or company name	MR S LAZARUS
Contract type name	GDS Contract
Purpose of contract	General
Contract start date	01/04/2006
Contract end date	

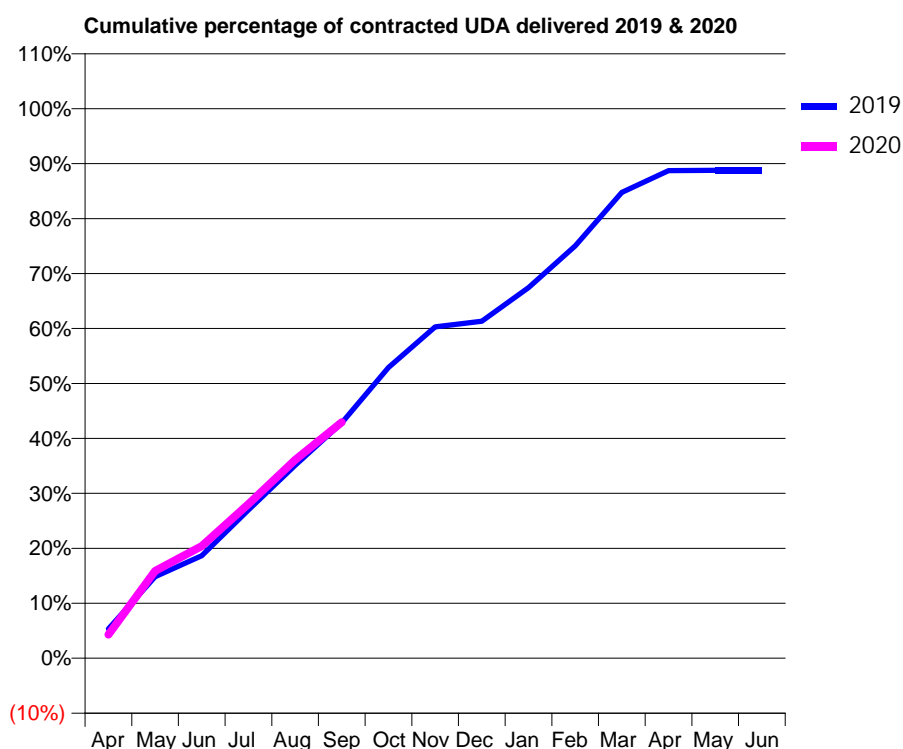
19/20 Contracted general activity (UDA)	2,420
Carry forward general activity (UDA)	0
19/20 Contracted orthodontic activity (UOA)	0
Carry forward orthodontic activity (UOA)	0
Baseline contract value	£59,558.88

ACCESS*

Patients seen in 24 months	Total	Change since previous quarter
Quarter ending September 2018	880	
Quarter ending December 2018	885	→
Quarter ending March 2019	904	↑
Quarter ending June 2019	919	→
Quarter ending September 2019	907	↓
Variance since September 2018	3.1%	↑



ACTIVITY



Month	2019	2020
April	129	104
May	359	384
June	452	494
July	653	679
August	849	874
September	1,036	1,039
October	1,280	
November	1,459	
December	1,484	
January	1,632	
February	1,816	
March	2,051	
April	2,147	
May	2,148	
June	2,148	

QUALITY

	Quantity	Base Number	Contract	AT	Region	England
% of FP17s for the same patient ID Re-attending within 3 months - Children	17	338	5.0%	11.5%	12.1%	11.5%
% of FP17s for the same patient ID Re-attending within 3 months - Adults	39	362	10.8%	16.1%	15.6%	15.4%
% of FP17s for the same patient ID Re-attending between 3 & 9 months - Children	197	338	58.3%	59.3%	61.2%	59.7%
% of FP17s for the same patient ID Re-attending between 3 & 9 months - Adults	225	362	62.2%	51.9%	54.3%	51.7%
% of FP17s for Band 1 Urgent Courses	16	649	2.5%	10.4%	9.1%	9.2%
% of FP17s Relating to Free Repair or Replacements	0	649	0.0%	0.8%	0.9%	0.7%
% of FP17s Relating to Continuations	2	649	0.3%	0.8%	1.0%	0.8%
% of Patients satisfied with the dentistry they have received	0	0	N/A	92.3%	94.4%	93.5%
% of Patients satisfied with the time they had to wait for an appointment	0	0	N/A	87.3%	88.1%	87.4%

* This is based on patients treated on this contract for their most recent course of treatment.

Figures in italics indicate the base number of FP17s or Patient Questionnaire responses are less than 100. N/A is shown where the base number of responses is less than 10 during the period. % is calculated as Quantity/Base number*100

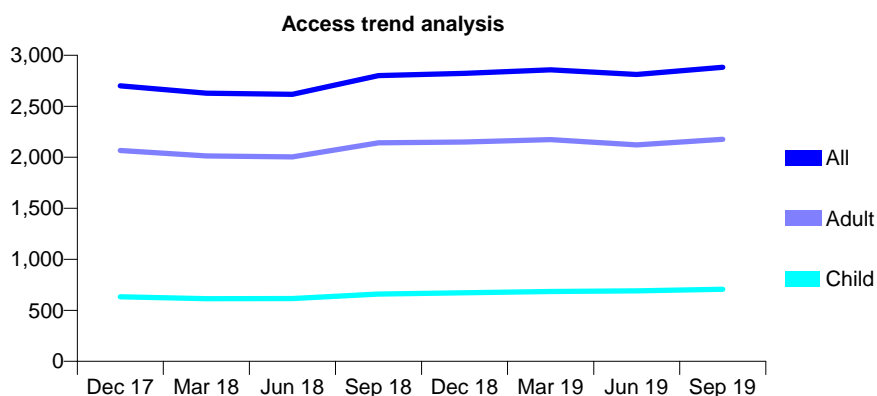
Q46 - Vital Signs At a Glance Contract Report for 215643/0001 - September 2019

Name or company name	MR MOHAMMED AL-HIMDANI
Contract type name	GDS Contract
Purpose of contract	General
Contract start date	01/04/2006
Contract end date	

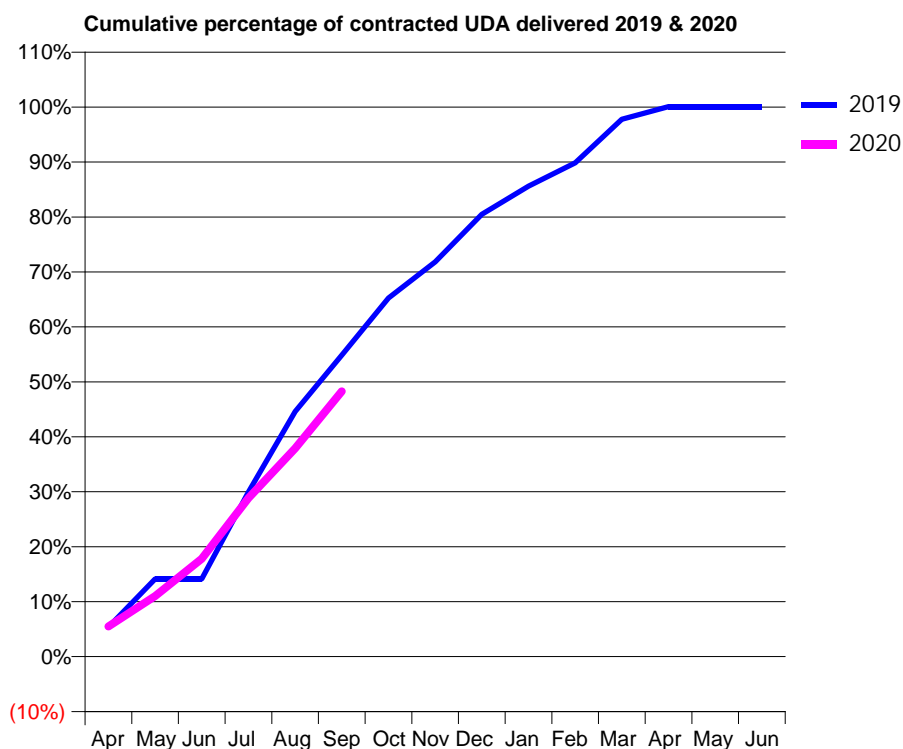
19/20 Contracted general activity (UDA)	7,422
Carry forward general activity (UDA)	0
19/20 Contracted orthodontic activity (UOA)	0
Carry forward orthodontic activity (UOA)	0
Baseline contract value	£249,297.85

ACCESS*

Patients seen in 24 months	Total	Change since previous quarter
Quarter ending September 2018	2,801	
Quarter ending December 2018	2,823	→
Quarter ending March 2019	2,857	→
Quarter ending June 2019	2,813	↓
Quarter ending September 2019	2,883	↑
Variance since September 2018	2.9%	↑



ACTIVITY



Month	Adjusted Scheduled Activity (UDA)	
	2019	2020
April	399	409
May	1,050	819
June	1,050	1,323
July	2,223	2,141
August	3,310	2,813
September	4,071	3,583
October	4,842	
November	5,330	
December	5,973	
January	6,353	
February	6,668	
March	7,257	
April	7,427	
May	7,427	
June	7,427	

QUALITY

	Quantity	Base Number	Contract	AT	Region	England
% of FP17s for the same patient ID Re-attending within 3 months - Children	15	434	3.5%	11.5%	12.1%	11.5%
% of FP17s for the same patient ID Re-attending within 3 months - Adults	82	1,208	6.8%	16.1%	15.6%	15.4%
% of FP17s for the same patient ID Re-attending between 3 & 9 months - Children	160	434	36.9%	59.3%	61.2%	59.7%
% of FP17s for the same patient ID Re-attending between 3 & 9 months - Adults	553	1,208	45.8%	51.9%	54.3%	51.7%
% of FP17s for Band 1 Urgent Courses	42	1,573	2.7%	10.4%	9.1%	9.2%
% of FP17s Relating to Free Repair or Replacements	9	1,573	0.6%	0.8%	0.9%	0.7%
% of FP17s Relating to Continuations	9	1,573	0.6%	0.8%	1.0%	0.8%
% of Patients satisfied with the dentistry they have received	0	0	N/A	92.3%	94.4%	93.5%
% of Patients satisfied with the time they had to wait for an appointment	0	0	N/A	87.3%	88.1%	87.4%

* This is based on patients treated on this contract for their most recent course of treatment. Figures in italics indicate the base number of FP17s or Patient Questionnaire responses are less than 100. N/A is shown where the base number of responses is less than 10 during the period. % is calculated as Quantity/Base number*100

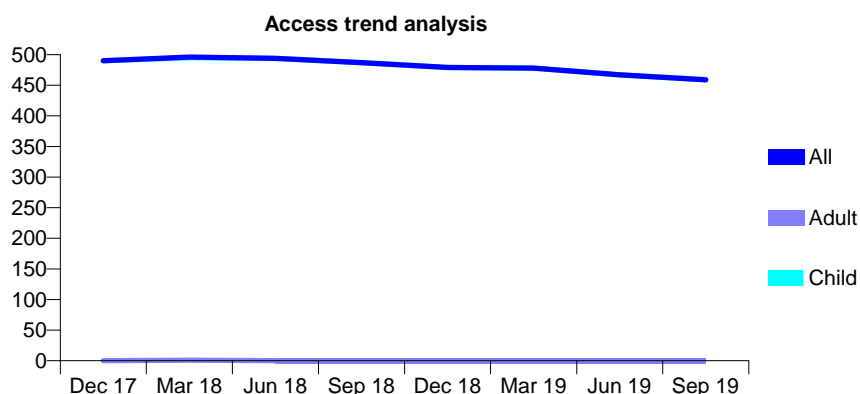
Q46 - Vital Signs At a Glance Contract Report for 222402/0001 - September 2019

Name or company name	MR P PONG
Contract type name	GDS Contract
Purpose of contract	General
Contract start date	01/04/2006
Contract end date	

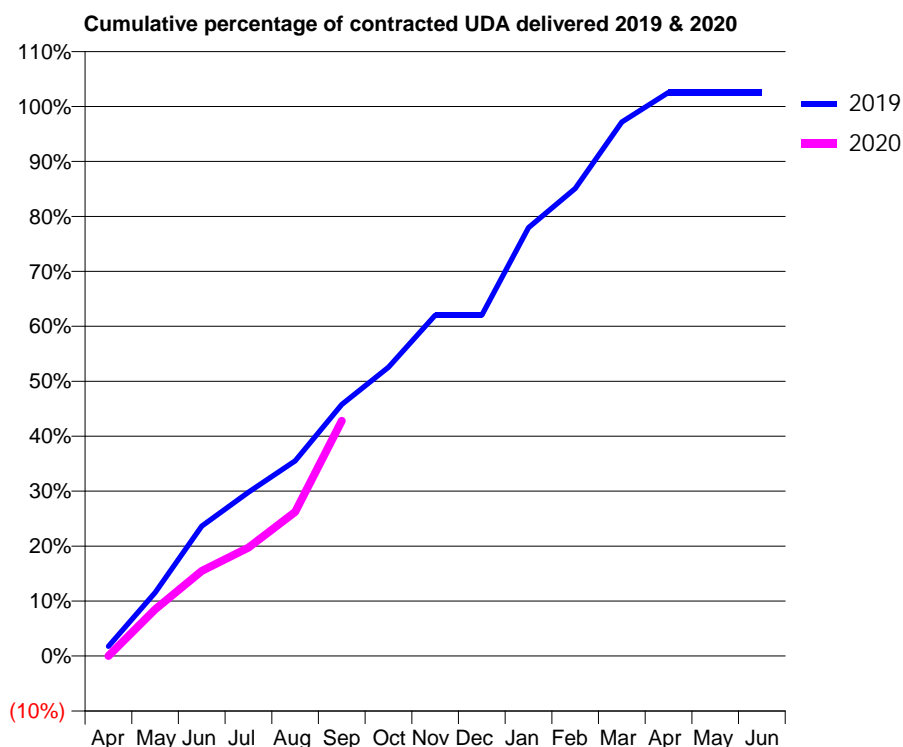
19/20 Contracted general activity (UDA)	1,756
Carry forward general activity (UDA)	0
19/20 Contracted orthodontic activity (UOA)	0
Carry forward orthodontic activity (UOA)	0
Baseline contract value	£41,025.29

ACCESS*

Patients seen in 24 months	Total	Change since previous quarter
Quarter ending September 2018	487	
Quarter ending December 2018	479	↓
Quarter ending March 2019	478	→
Quarter ending June 2019	467	↓
Quarter ending September 2019	459	↓
Variance since September 2018	(5.7%)	↓



ACTIVITY



Month	Adjusted Scheduled Activity (UDA)	
	2019	2020
April	31	0
May	203	149
June	415	272
July	524	347
August	624	461
September	804	752
October	923	
November	1,089	
December	1,089	
January	1,369	
February	1,494	
March	1,706	
April	1,801	
May	1,801	
June	1,801	

QUALITY

	Quantity	Base Number	Contract	AT	Region	England
% of FP17s for the same patient ID Re-attending within 3 months - Children	5	416	1.2%	11.5%	12.1%	11.5%
% of FP17s for the same patient ID Re-attending within 3 months - Adults	0	0	N/A	16.1%	15.6%	15.4%
% of FP17s for the same patient ID Re-attending between 3 & 9 months - Children	334	416	80.3%	59.3%	61.2%	59.7%
% of FP17s for the same patient ID Re-attending between 3 & 9 months - Adults	0	0	N/A	51.9%	54.3%	51.7%
% of FP17s for Band 1 Urgent Courses	3	365	0.8%	10.4%	9.1%	9.2%
% of FP17s Relating to Free Repair or Replacements	0	365	0.0%	0.8%	0.9%	0.7%
% of FP17s Relating to Continuations	0	365	0.0%	0.8%	1.0%	0.8%
% of Patients satisfied with the dentistry they have received	0	0	N/A	92.3%	94.4%	93.5%
% of Patients satisfied with the time they had to wait for an appointment	0	0	N/A	87.3%	88.1%	87.4%

* This is based on patients treated on this contract for their most recent course of treatment. Figures in italics indicate the base number of FP17s or Patient Questionnaire responses are less than 100. N/A is shown where the base number of responses is less than 10 during the period. % is calculated as Quantity/Base number*100

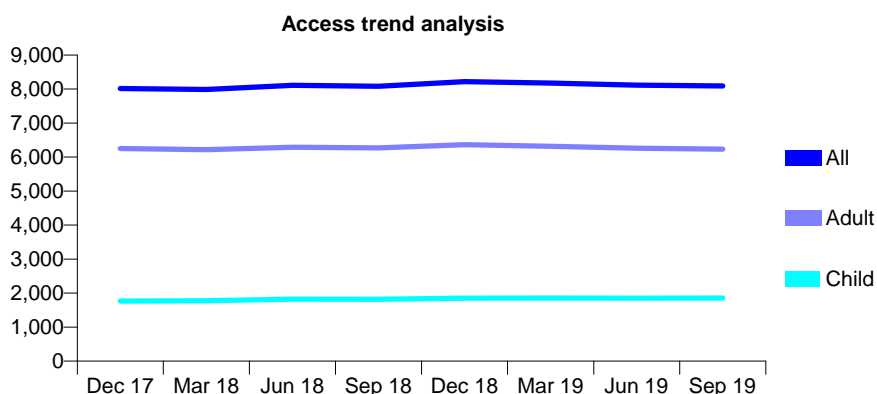
Q46 - Vital Signs At a Glance Contract Report for 224944/0003 - September 2019

Name or company name	Glen Maye Dental Practice Partnership
Contract type name	GDS Contract
Purpose of contract	General
Contract start date	01/06/2011
Contract end date	

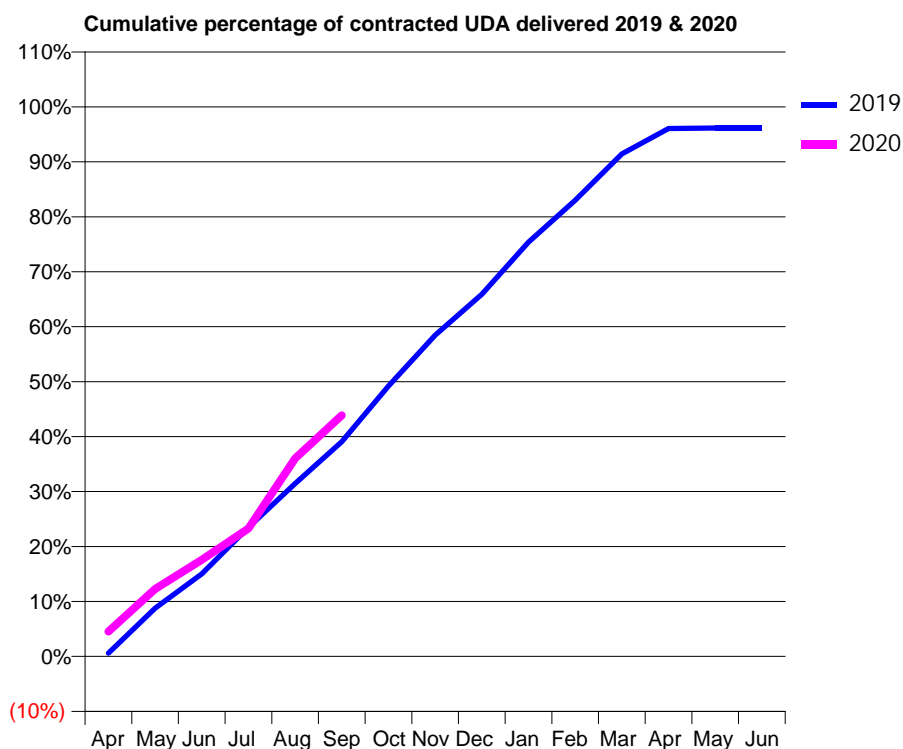
19/20 Contracted general activity (UDA)	27,600
Carry forward general activity (UDA)	0
19/20 Contracted orthodontic activity (UOA)	0
Carry forward orthodontic activity (UOA)	0
Baseline contract value	£917,414.54

ACCESS*

Patients seen in 24 months	Total	Change since previous quarter
Quarter ending September 2018	8,085	
Quarter ending December 2018	8,216	→
Quarter ending March 2019	8,175	→
Quarter ending June 2019	8,114	→
Quarter ending September 2019	8,092	→
Variance since September 2018	0.1%	→



ACTIVITY



Month	2019	2020
April	162	1,248
May	2,421	3,386
June	4,142	4,854
July	6,484	6,424
August	8,687	9,947
September	10,788	12,103
October	13,577	
November	16,141	
December	18,186	
January	20,808	
February	22,907	
March	25,235	
April	26,514	
May	26,543	
June	26,543	

QUALITY

	Quantity	Base Number	Contract	AT	Region	England
% of FP17s for the same patient ID Re-attending within 3 months - Children	132	1,474	9.0%	11.5%	12.1%	11.5%
% of FP17s for the same patient ID Re-attending within 3 months - Adults	848	5,060	16.8%	16.1%	15.6%	15.4%
% of FP17s for the same patient ID Re-attending between 3 & 9 months - Children	949	1,474	64.4%	59.3%	61.2%	59.7%
% of FP17s for the same patient ID Re-attending between 3 & 9 months - Adults	3,242	5,060	64.1%	51.9%	54.3%	51.7%
% of FP17s for Band 1 Urgent Courses	452	6,015	7.5%	10.4%	9.1%	9.2%
% of FP17s Relating to Free Repair or Replacements	38	6,015	0.6%	0.8%	0.9%	0.7%
% of FP17s Relating to Continuations	51	6,015	0.8%	0.8%	1.0%	0.8%
% of Patients satisfied with the dentistry they have received	2	2	N/A	92.3%	94.4%	93.5%
% of Patients satisfied with the time they had to wait for an appointment	2	2	N/A	87.3%	88.1%	87.4%

* This is based on patients treated on this contract for their most recent course of treatment. Figures in italics indicate the base number of FP17s or Patient Questionnaire responses are less than 100. N/A is shown where the base number of responses is less than 10 during the period. % is calculated as Quantity/Base number*100

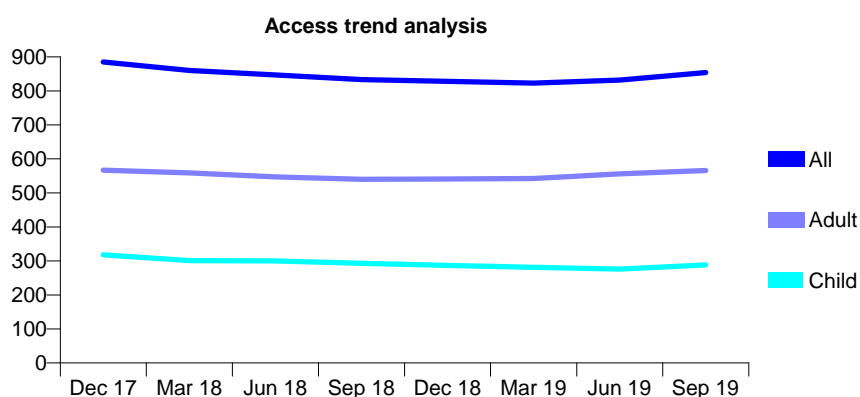
Q46 - Vital Signs At a Glance Contract Report for 226815/0001 - September 2019

Name or company name	Mr Bilal Sheikh
Contract type name	GDS Contract
Purpose of contract	General
Contract start date	01/04/2006
Contract end date	

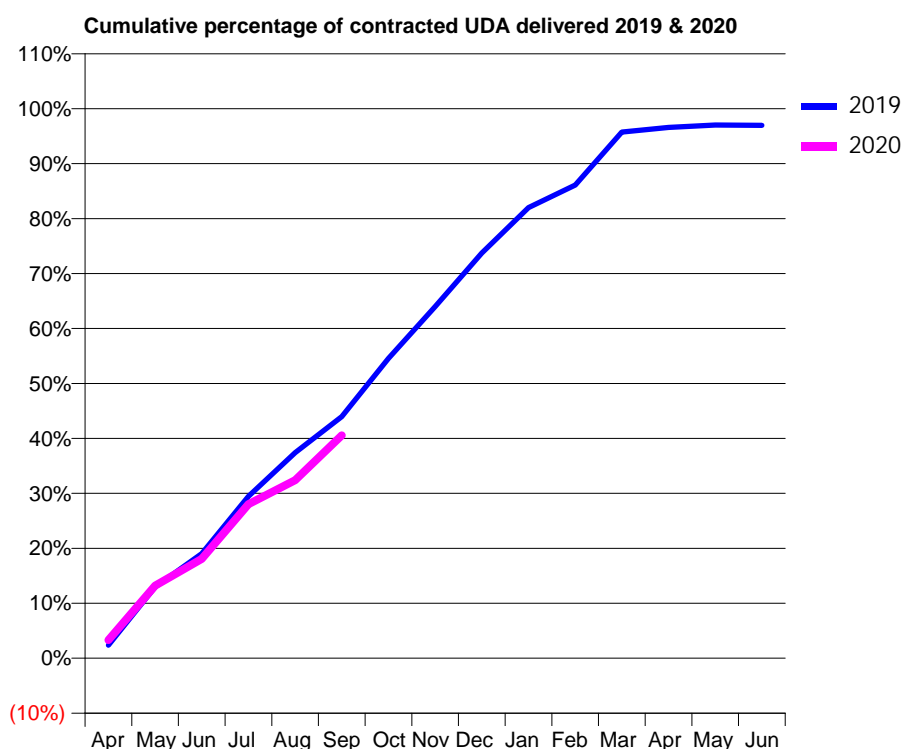
19/20 Contracted general activity (UDA)	3,367
Carry forward general activity (UDA)	0
19/20 Contracted orthodontic activity (UOA)	0
Carry forward orthodontic activity (UOA)	0
Baseline contract value	£138,021.87

ACCESS*

Patients seen in 24 months	Total	Change since previous quarter
Quarter ending September 2018	833	
Quarter ending December 2018	828	→
Quarter ending March 2019	823	→
Quarter ending June 2019	832	→
Quarter ending September 2019	854	↑
Variance since September 2018	2.5%	↑



ACTIVITY



Month	2019	2020
April	66	111
May	360	445
June	528	608
July	816	944
August	1,037	1,091
September	1,219	1,365
October	1,513	
November	1,774	
December	2,044	
January	2,273	
February	2,387	
March	2,654	
April	2,677	
May	2,689	
June	2,688	

QUALITY

	Quantity	Base Number	Contract	AT	Region	England
% of FP17s for the same patient ID Re-attending within 3 months - Children	26	277	9.4%	11.5%	12.1%	11.5%
% of FP17s for the same patient ID Re-attending within 3 months - Adults	50	443	11.3%	16.1%	15.6%	15.4%
% of FP17s for the same patient ID Re-attending between 3 & 9 months - Children	171	277	61.7%	59.3%	61.2%	59.7%
% of FP17s for the same patient ID Re-attending between 3 & 9 months - Adults	263	443	59.4%	51.9%	54.3%	51.7%
% of FP17s for Band 1 Urgent Courses	47	707	6.6%	10.4%	9.1%	9.2%
% of FP17s Relating to Free Repair or Replacements	2	707	0.3%	0.8%	0.9%	0.7%
% of FP17s Relating to Continuations	1	707	0.1%	0.8%	1.0%	0.8%
% of Patients satisfied with the dentistry they have received	0	0	N/A	92.3%	94.4%	93.5%
% of Patients satisfied with the time they had to wait for an appointment	0	0	N/A	87.3%	88.1%	87.4%

* This is based on patients treated on this contract for their most recent course of treatment. Figures in italics indicate the base number of FP17s or Patient Questionnaire responses are less than 100. N/A is shown where the base number of responses is less than 10 during the period. % is calculated as Quantity/Base number*100

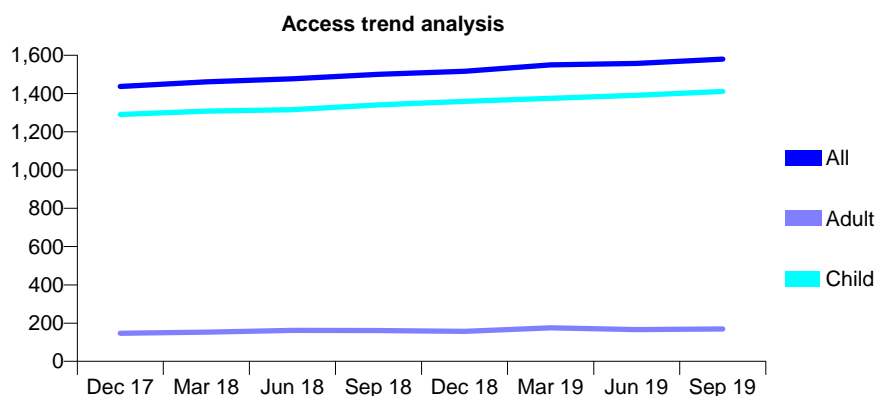
Q46 - Vital Signs At a Glance Contract Report for 232971/0001 - September 2019

Name or company name	MISS S HODGSON
Contract type name	GDS Contract
Purpose of contract	General
Contract start date	01/04/2006
Contract end date	

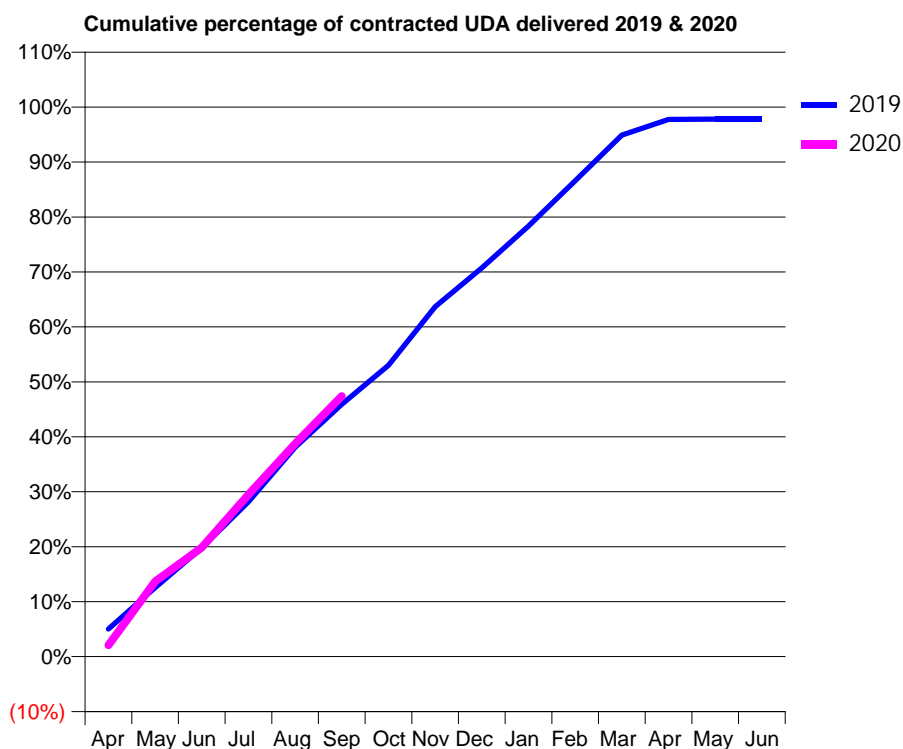
19/20 Contracted general activity (UDA)	3,396
Carry forward general activity (UDA)	0
19/20 Contracted orthodontic activity (UOA)	0
Carry forward orthodontic activity (UOA)	0
Baseline contract value	£85,934.98

ACCESS*

Patients seen in 24 months	Total	Change since previous quarter
Quarter ending September 2018	1,501	
Quarter ending December 2018	1,516	→
Quarter ending March 2019	1,550	↑
Quarter ending June 2019	1,557	→
Quarter ending September 2019	1,580	→
Variance since September 2018	5.3%	↑



ACTIVITY



Month	Adjusted Scheduled Activity (UDA)	
	2019	2020
April	171	71
May	427	464
June	672	674
July	958	1,002
August	1,294	1,316
September	1,559	1,610
October	1,800	
November	2,162	
December	2,402	
January	2,661	
February	2,941	
March	3,223	
April	3,319	
May	3,321	
June	3,321	

QUALITY

	Quantity	Base Number	Contract	AT	Region	England
% of FP17s for the same patient ID Re-attending within 3 months - Children	117	1,239	9.4%	11.5%	12.1%	11.5%
% of FP17s for the same patient ID Re-attending within 3 months - Adults	6	44	13.6%	16.1%	15.6%	15.4%
% of FP17s for the same patient ID Re-attending between 3 & 9 months - Children	807	1,239	65.1%	59.3%	61.2%	59.7%
% of FP17s for the same patient ID Re-attending between 3 & 9 months - Adults	30	44	68.2%	51.9%	54.3%	51.7%
% of FP17s for Band 1 Urgent Courses	60	1,206	5.0%	10.4%	9.1%	9.2%
% of FP17s Relating to Free Repair or Replacements	0	1,206	0.0%	0.8%	0.9%	0.7%
% of FP17s Relating to Continuations	0	1,206	0.0%	0.8%	1.0%	0.8%
% of Patients satisfied with the dentistry they have received	0	1	N/A	92.3%	94.4%	93.5%
% of Patients satisfied with the time they had to wait for an appointment	1	1	N/A	87.3%	88.1%	87.4%

* This is based on patients treated on this contract for their most recent course of treatment. Figures in italics indicate the base number of FP17s or Patient Questionnaire responses are less than 100. N/A is shown where the base number of responses is less than 10 during the period. % is calculated as Quantity/Base number*100

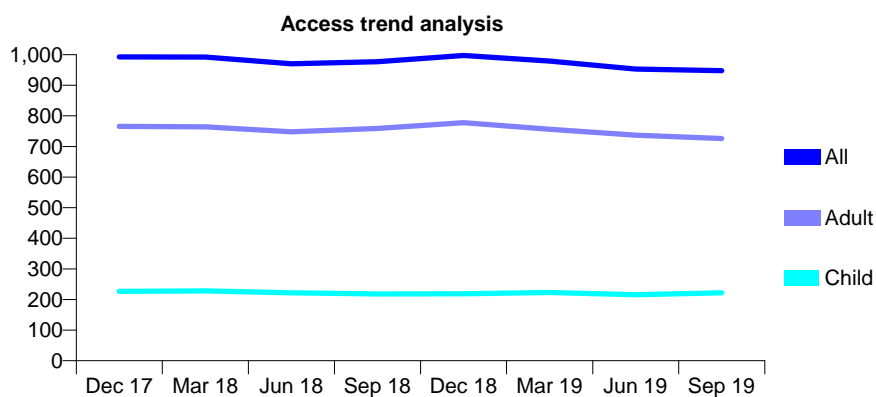
Q46 - Vital Signs At a Glance Contract Report for 235881/0001 - September 2019

Name or company name	MR S HELM
Contract type name	GDS Contract
Purpose of contract	General
Contract start date	01/04/2006
Contract end date	

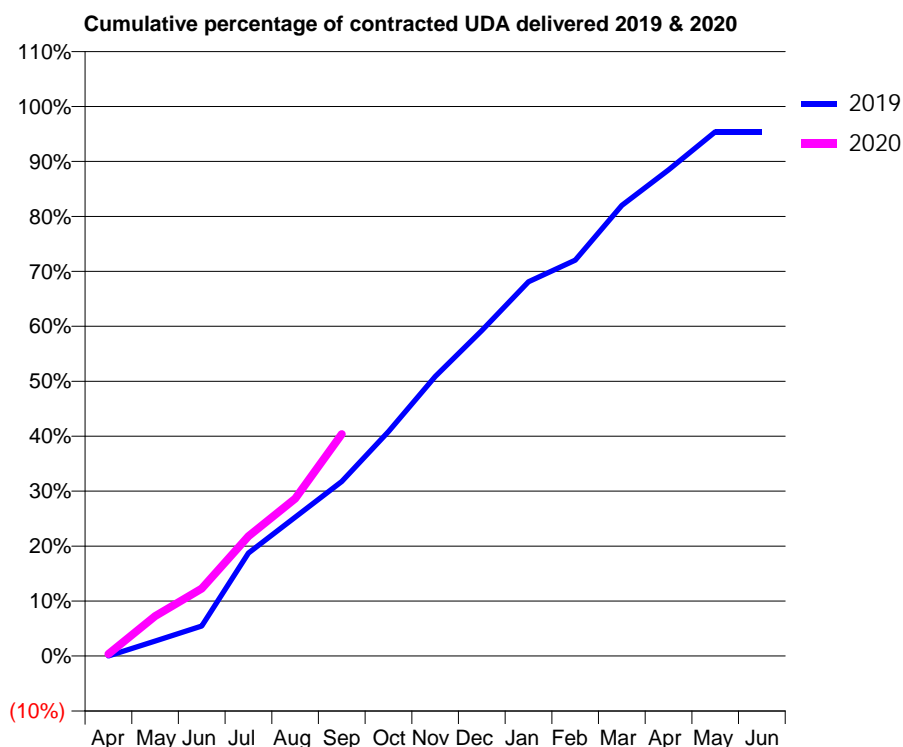
19/20 Contracted general activity (UDA)	4,200
Carry forward general activity (UDA)	0
19/20 Contracted orthodontic activity (UOA)	0
Carry forward orthodontic activity (UOA)	0
Baseline contract value	£139,974.23

ACCESS*

Patients seen in 24 months	Total	Change since previous quarter
Quarter ending September 2018	977	
Quarter ending December 2018	997	↑
Quarter ending March 2019	979	↓
Quarter ending June 2019	953	↓
Quarter ending September 2019	948	→
Variance since September 2018	(3.0%)	↓



ACTIVITY



Month	Adjusted Scheduled Activity (UDA)	
	2019	2020
April	0	16
May	115	306
June	229	515
July	787	916
August	1,062	1,203
September	1,333	1,696
October	1,716	
November	2,136	
December	2,488	
January	2,861	
February	3,026	
March	3,444	
April	3,716	
May	4,006	
June	4,006	

QUALITY

	Quantity	Base Number	Contract	AT	Region	England
% of FP17s for the same patient ID Re-attending within 3 months - Children	18	175	10.3%	11.5%	12.1%	11.5%
% of FP17s for the same patient ID Re-attending within 3 months - Adults	117	570	20.5%	16.1%	15.6%	15.4%
% of FP17s for the same patient ID Re-attending between 3 & 9 months - Children	91	175	52.0%	59.3%	61.2%	59.7%
% of FP17s for the same patient ID Re-attending between 3 & 9 months - Adults	236	570	41.4%	51.9%	54.3%	51.7%
% of FP17s for Band 1 Urgent Courses	88	614	14.3%	10.4%	9.1%	9.2%
% of FP17s Relating to Free Repair or Replacements	19	614	3.1%	0.8%	0.9%	0.7%
% of FP17s Relating to Continuations	3	614	0.5%	0.8%	1.0%	0.8%
% of Patients satisfied with the dentistry they have received	0	0	N/A	92.3%	94.4%	93.5%
% of Patients satisfied with the time they had to wait for an appointment	0	0	N/A	87.3%	88.1%	87.4%

* This is based on patients treated on this contract for their most recent course of treatment. Figures in italics indicate the base number of FP17s or Patient Questionnaire responses are less than 100. N/A is shown where the base number of responses is less than 10 during the period. % is calculated as Quantity/Base number*100

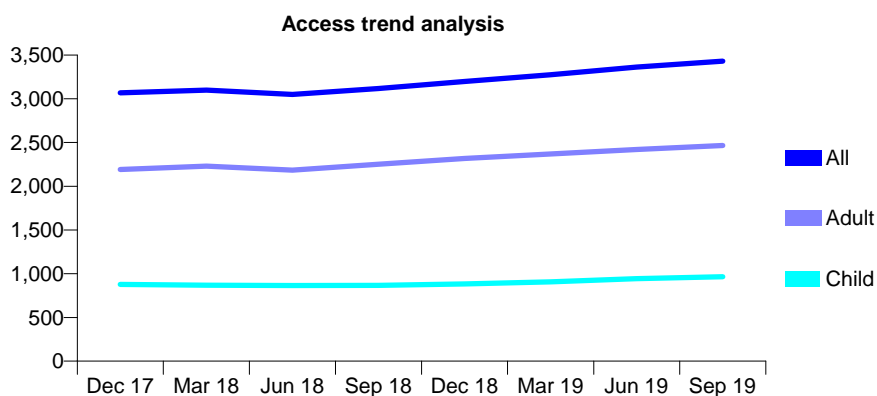
Q46 - Vital Signs At a Glance Contract Report for 238422/0002 - September 2019

Name or company name	MR A HOLLAND
Contract type name	GDS Contract
Purpose of contract	General
Contract start date	01/04/2006
Contract end date	

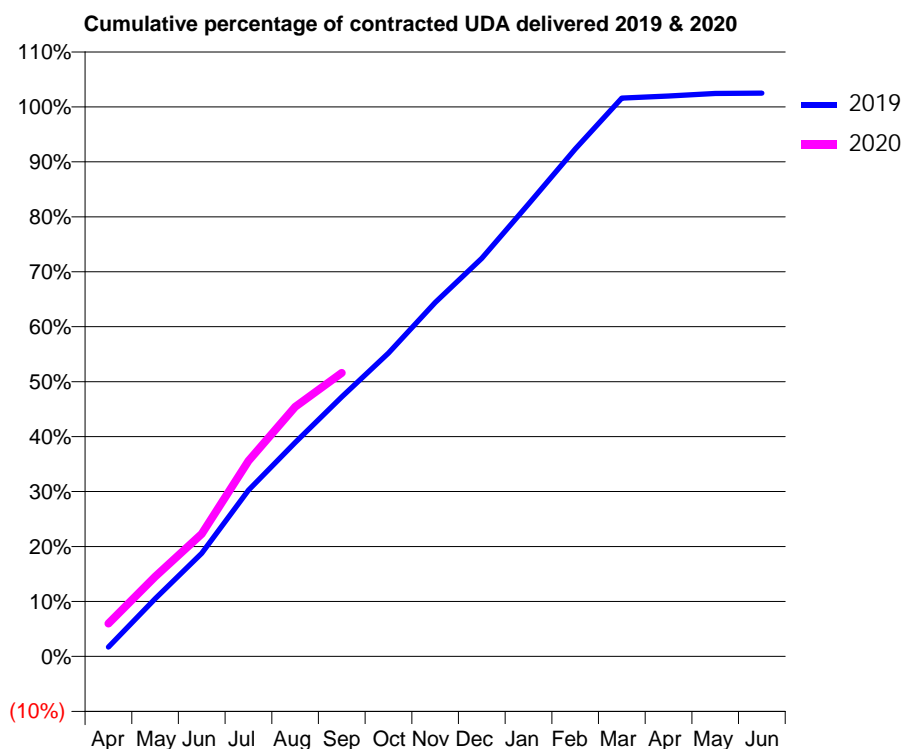
19/20 Contracted general activity (UDA)	9,109
Carry forward general activity (UDA)	0
19/20 Contracted orthodontic activity (UOA)	0
Carry forward orthodontic activity (UOA)	0
Baseline contract value	£283,582.69

ACCESS*

Patients seen in 24 months	Total	Change since previous quarter
Quarter ending September 2018	3,118	
Quarter ending December 2018	3,199	↑
Quarter ending March 2019	3,275	↑
Quarter ending June 2019	3,364	↑
Quarter ending September 2019	3,431	→
Variance since September 2018	10.0%	↑



ACTIVITY



Month	2019	2020
April	152	546
May	935	1,324
June	1,673	2,029
July	2,696	3,242
August	3,467	4,137
September	4,210	4,698
October	4,919	
November	5,740	
December	6,456	
January	7,334	
February	8,228	
March	9,053	
April	9,089	
May	9,130	
June	9,133	

QUALITY

	Quantity	Base Number	Contract	AT	Region	England
% of FP17s for the same patient ID Re-attending within 3 months - Children	62	640	9.7%	11.5%	12.1%	11.5%
% of FP17s for the same patient ID Re-attending within 3 months - Adults	224	1,402	16.0%	16.1%	15.6%	15.4%
% of FP17s for the same patient ID Re-attending between 3 & 9 months - Children	306	640	47.8%	59.3%	61.2%	59.7%
% of FP17s for the same patient ID Re-attending between 3 & 9 months - Adults	526	1,402	37.5%	51.9%	54.3%	51.7%
% of FP17s for Band 1 Urgent Courses	299	2,010	14.9%	10.4%	9.1%	9.2%
% of FP17s Relating to Free Repair or Replacements	16	2,010	0.8%	0.8%	0.9%	0.7%
% of FP17s Relating to Continuations	20	2,010	1.0%	0.8%	1.0%	0.8%
% of Patients satisfied with the dentistry they have received	0	0	N/A	92.3%	94.4%	93.5%
% of Patients satisfied with the time they had to wait for an appointment	0	0	N/A	87.3%	88.1%	87.4%

* This is based on patients treated on this contract for their most recent course of treatment. Figures in italics indicate the base number of FP17s or Patient Questionnaire responses are less than 100. N/A is shown where the base number of responses is less than 10 during the period. % is calculated as Quantity/Base number*100

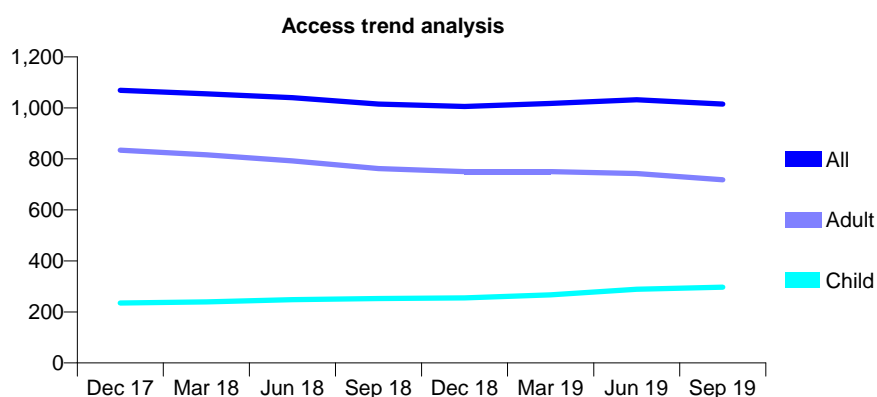
Q46 - Vital Signs At a Glance Contract Report for 238422/0003 - September 2019

Name or company name	MR A HOLLAND
Contract type name	GDS Contract
Purpose of contract	General
Contract start date	01/04/2006
Contract end date	

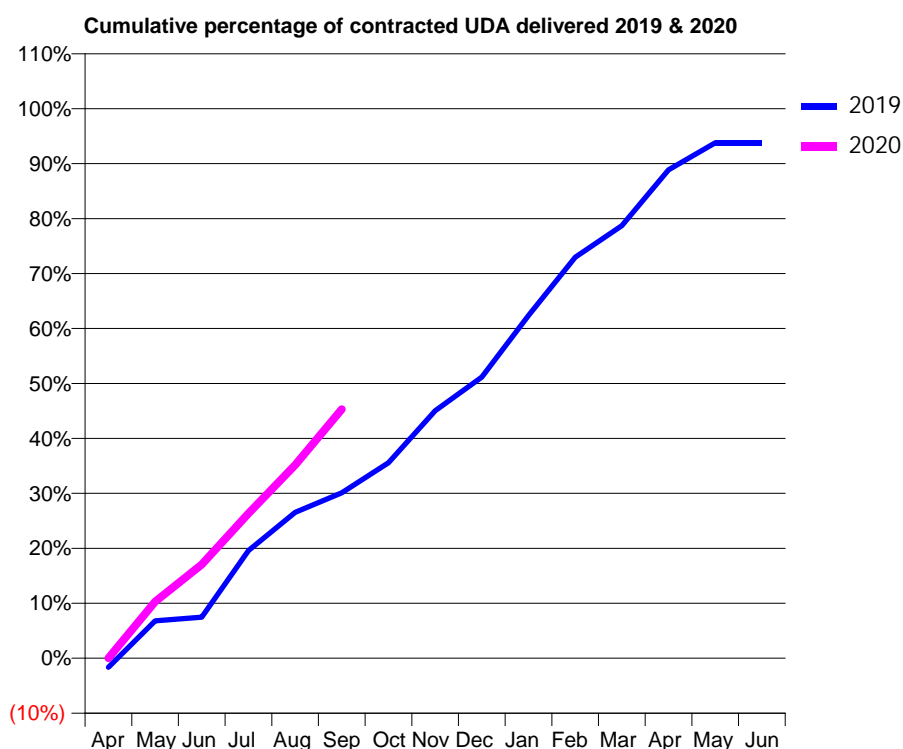
19/20 Contracted general activity (UDA)	2,713
Carry forward general activity (UDA)	0
19/20 Contracted orthodontic activity (UOA)	0
Carry forward orthodontic activity (UOA)	0
Baseline contract value	£90,396.28

ACCESS*

Patients seen in 24 months	Total	Change since previous quarter
Quarter ending September 2018	1,015	
Quarter ending December 2018	1,005	→
Quarter ending March 2019	1,017	→
Quarter ending June 2019	1,032	→
Quarter ending September 2019	1,015	↓
Variance since September 2018	0.0%	→



ACTIVITY



Month	2019	2020
April	-45	0
May	185	280
June	202	463
July	532	715
August	720	954
September	817	1,229
October	965	
November	1,222	
December	1,388	
January	1,692	
February	1,979	
March	2,135	
April	2,411	
May	2,544	
June	2,544	

QUALITY

	Quantity	Base Number	Contract	AT	Region	England
% of FP17s for the same patient ID Re-attending within 3 months - Children	8	245	3.3%	11.5%	12.1%	11.5%
% of FP17s for the same patient ID Re-attending within 3 months - Adults	52	479	10.9%	16.1%	15.6%	15.4%
% of FP17s for the same patient ID Re-attending between 3 & 9 months - Children	112	245	45.7%	59.3%	61.2%	59.7%
% of FP17s for the same patient ID Re-attending between 3 & 9 months - Adults	144	479	30.1%	51.9%	54.3%	51.7%
% of FP17s for Band 1 Urgent Courses	98	562	17.4%	10.4%	9.1%	9.2%
% of FP17s Relating to Free Repair or Replacements	1	562	0.2%	0.8%	0.9%	0.7%
% of FP17s Relating to Continuations	0	562	0.0%	0.8%	1.0%	0.8%
% of Patients satisfied with the dentistry they have received	1	1	N/A	92.3%	94.4%	93.5%
% of Patients satisfied with the time they had to wait for an appointment	1	1	N/A	87.3%	88.1%	87.4%

* This is based on patients treated on this contract for their most recent course of treatment.

Figures in italics indicate the base number of FP17s or Patient Questionnaire responses are less than 100. N/A is shown where the base number of responses is less than 10 during the period. % is calculated as Quantity/Base number*100

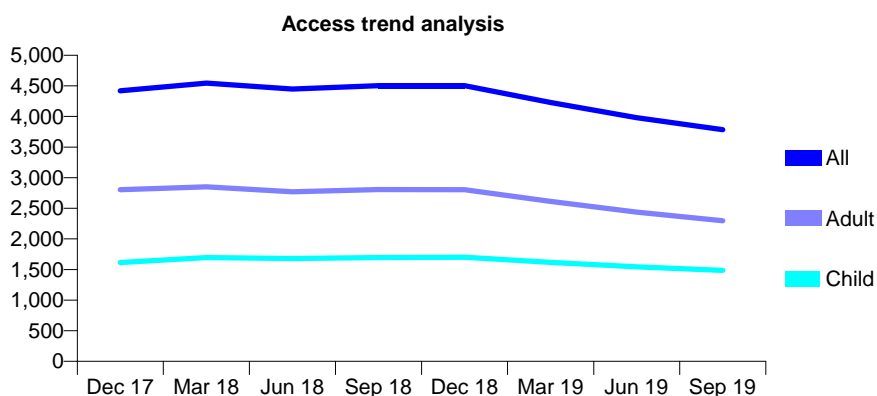
Q46 - Vital Signs At a Glance Contract Report for 238821/0001 - September 2019

Name or company name	MR AS HASNAIN
Contract type name	GDS Contract
Purpose of contract	General
Contract start date	01/04/2006
Contract end date	

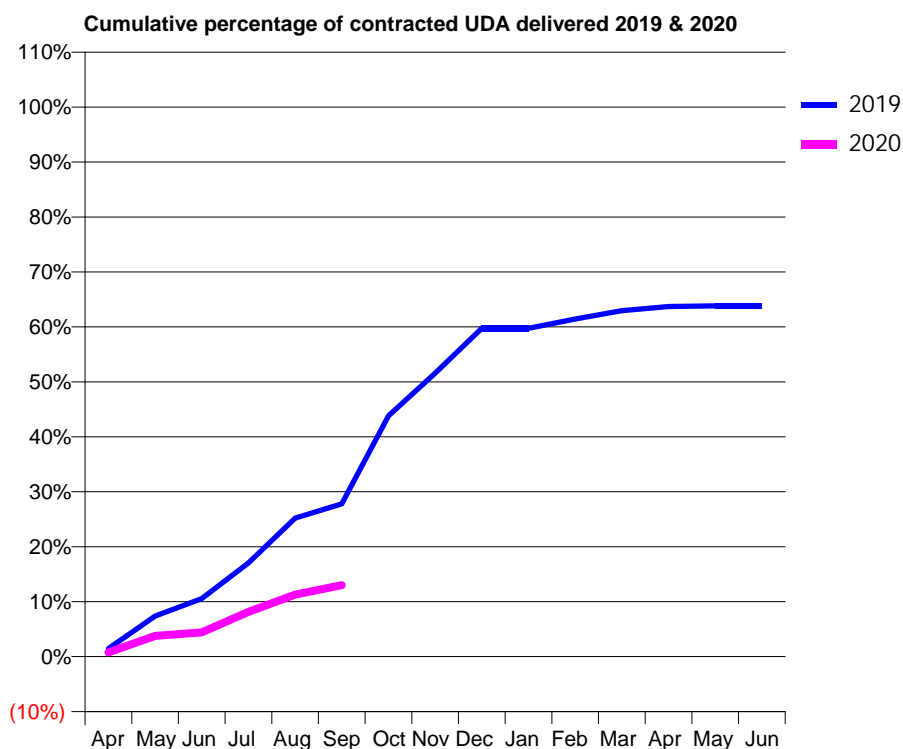
19/20 Contracted general activity (UDA)	13,879
Carry forward general activity (UDA)	0
19/20 Contracted orthodontic activity (UOA)	0
Carry forward orthodontic activity (UOA)	0
Baseline contract value	£472,068.36

ACCESS*

Patients seen in 24 months	Total	Change since previous quarter
Quarter ending September 2018	4,504	
Quarter ending December 2018	4,504	→
Quarter ending March 2019	4,230	↓
Quarter ending June 2019	3,981	↓
Quarter ending September 2019	3,785	↓
Variance since September 2018	(16.0%)	↓



ACTIVITY



Month	Adjusted Scheduled Activity (UDA)	
	2019	2020
April	203	110
May	1,027	524
June	1,466	610
July	2,368	1,129
August	3,498	1,567
September	3,858	1,803
October	6,080	
November	7,162	
December	8,294	
January	8,294	
February	8,528	
March	8,734	
April	8,843	
May	8,856	
June	8,857	

QUALITY

	Quantity	Base Number	Contract	AT	Region	England
% of FP17s for the same patient ID Re-attending within 3 months - Children	46	534	8.6%	11.5%	12.1%	11.5%
% of FP17s for the same patient ID Re-attending within 3 months - Adults	81	669	12.1%	16.1%	15.6%	15.4%
% of FP17s for the same patient ID Re-attending between 3 & 9 months - Children	164	534	30.7%	59.3%	61.2%	59.7%
% of FP17s for the same patient ID Re-attending between 3 & 9 months - Adults	203	669	30.3%	51.9%	54.3%	51.7%
% of FP17s for Band 1 Urgent Courses	151	839	18.0%	10.4%	9.1%	9.2%
% of FP17s Relating to Free Repair or Replacements	0	839	0.0%	0.8%	0.9%	0.7%
% of FP17s Relating to Continuations	0	839	0.0%	0.8%	1.0%	0.8%
% of Patients satisfied with the dentistry they have received	0	0	N/A	92.3%	94.4%	93.5%
% of Patients satisfied with the time they had to wait for an appointment	0	0	N/A	87.3%	88.1%	87.4%

* This is based on patients treated on this contract for their most recent course of treatment. Figures in italics indicate the base number of FP17s or Patient Questionnaire responses are less than 100. N/A is shown where the base number of responses is less than 10 during the period. % is calculated as Quantity/Base number*100

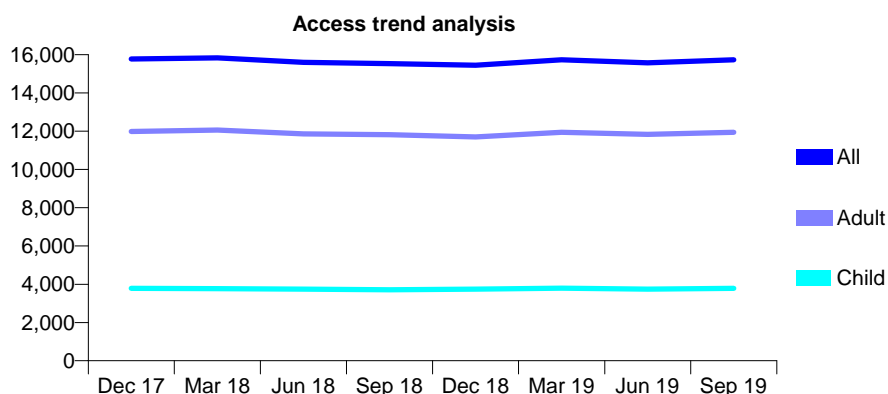
Q46 - Vital Signs At a Glance Contract Report for 239615/0001 - September 2019

Name or company name	MR RS SINGH
Contract type name	GDS Contract
Purpose of contract	General and Orthodontic
Contract start date	01/04/2006
Contract end date	

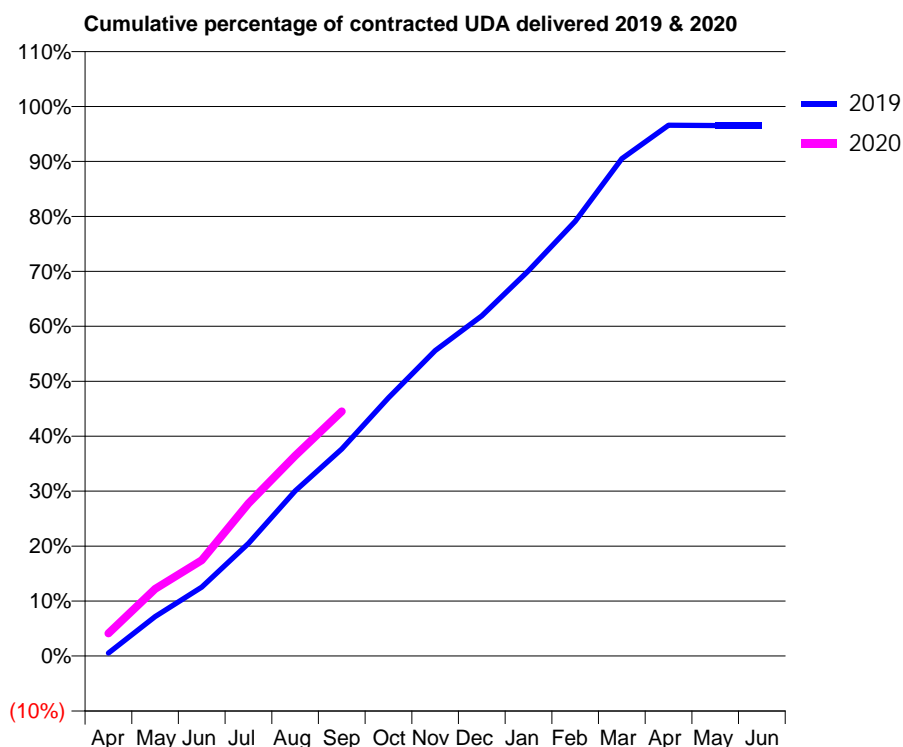
19/20 Contracted general activity (UDA)	39,521
Carry forward general activity (UDA)	0
19/20 Contracted orthodontic activity (UOA)	1,091
Carry forward orthodontic activity (UOA)	0
Baseline contract value	£1,420,074.06

ACCESS*

Patients seen in 24 months	Total	Change since previous quarter
Quarter ending September 2018	15,526	
Quarter ending December 2018	15,443	→
Quarter ending March 2019	15,734	→
Quarter ending June 2019	15,572	↓
Quarter ending September 2019	15,734	→
Variance since September 2018	1.3%	→



ACTIVITY



Month	Adjusted Scheduled Activity (UDA)	
	2019	2020
April	218	1,629
May	2,840	4,826
June	4,951	6,887
July	8,099	10,972
August	11,864	14,401
September	14,886	17,594
October	18,571	
November	21,963	
December	24,462	
January	27,708	
February	31,268	
March	35,765	
April	38,170	
May	38,142	
June	38,149	

QUALITY

	Quantity	Base Number	Contract	AT	Region	England
% of FP17s for the same patient ID Re-attending within 3 months - Children	227	2,270	10.0%	11.5%	12.1%	11.5%
% of FP17s for the same patient ID Re-attending within 3 months - Adults	1,612	8,280	19.5%	16.1%	15.6%	15.4%
% of FP17s for the same patient ID Re-attending between 3 & 9 months - Children	1,047	2,270	46.1%	59.3%	61.2%	59.7%
% of FP17s for the same patient ID Re-attending between 3 & 9 months - Adults	3,733	8,280	45.1%	51.9%	54.3%	51.7%
% of FP17s for Band 1 Urgent Courses	1,291	9,086	14.2%	10.4%	9.1%	9.2%
% of FP17s Relating to Free Repair or Replacements	94	9,086	1.0%	0.8%	0.9%	0.7%
% of FP17s Relating to Continuations	24	9,086	0.3%	0.8%	1.0%	0.8%
% of Patients satisfied with the dentistry they have received	4	4	N/A	92.3%	94.4%	93.5%
% of Patients satisfied with the time they had to wait for an appointment	3	4	N/A	87.3%	88.1%	87.4%

* This is based on patients treated on this contract for their most recent course of treatment. Figures in italics indicate the base number of FP17s or Patient Questionnaire responses are less than 100. N/A is shown where the base number of responses is less than 10 during the period. % is calculated as Quantity/Base number*100

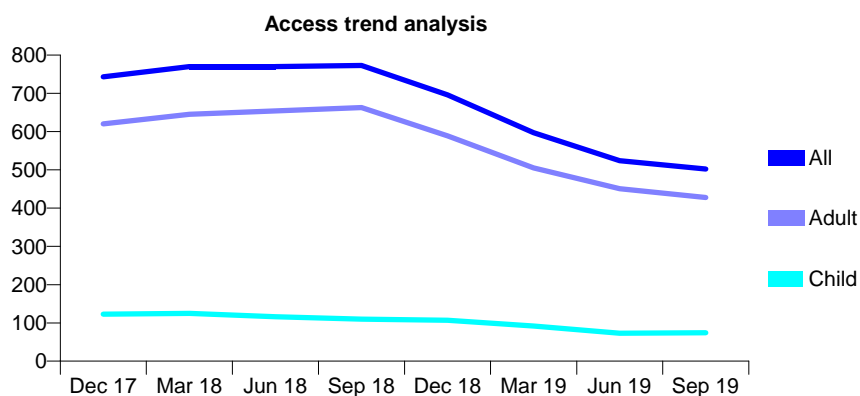
Q46 - Vital Signs At a Glance Contract Report for 239615/0006 - September 2019

Name or company name	MR RS SINGH
Contract type name	PDS Contract
Purpose of contract	General
Contract start date	01/05/2010
Contract end date	31/03/2020

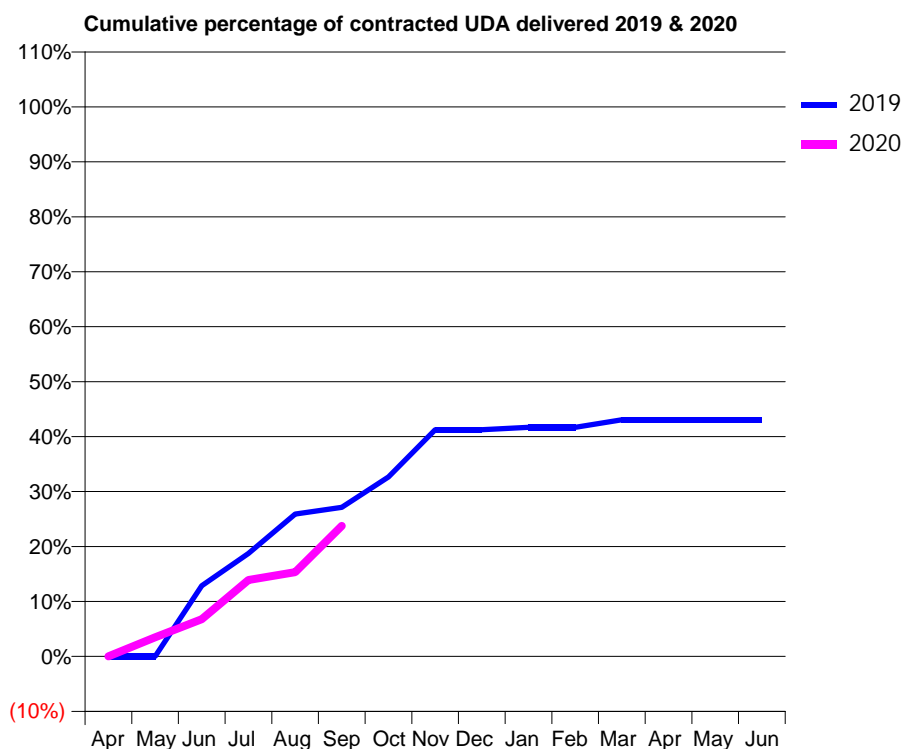
19/20 Contracted general activity (UDA)	1,344
Carry forward general activity (UDA)	0
19/20 Contracted orthodontic activity (UOA)	0
Carry forward orthodontic activity (UOA)	0
Baseline contract value	£92,449.52

ACCESS*

Patients seen in 24 months	Total	Change since previous quarter
Quarter ending September 2018	773	
Quarter ending December 2018	696	↓
Quarter ending March 2019	597	↓
Quarter ending June 2019	524	↓
Quarter ending September 2019	502	↓
Variance since September 2018	(35.1%)	↓



ACTIVITY



Month	Adjusted Scheduled Activity (UDA)	
	2019	2020
April	0	0
May	0	47
June	173	91
July	252	187
August	348	206
September	365	319
October	439	
November	555	
December	555	
January	561	
February	561	
March	579	
April	579	
May	579	
June	579	

QUALITY

	Quantity	Base Number	Contract	AT	Region	England
% of FP17s for the same patient ID Re-attending within 3 months - Children	0	41	0.0%	11.5%	12.1%	11.5%
% of FP17s for the same patient ID Re-attending within 3 months - Adults	1	226	0.4%	16.1%	15.6%	15.4%
% of FP17s for the same patient ID Re-attending between 3 & 9 months - Children	0	41	0.0%	59.3%	61.2%	59.7%
% of FP17s for the same patient ID Re-attending between 3 & 9 months - Adults	0	226	0.0%	51.9%	54.3%	51.7%
% of FP17s for Band 1 Urgent Courses	267	267	100.0%	10.4%	9.1%	9.2%
% of FP17s Relating to Free Repair or Replacements	0	267	0.0%	0.8%	0.9%	0.7%
% of FP17s Relating to Continuations	0	267	0.0%	0.8%	1.0%	0.8%
% of Patients satisfied with the dentistry they have received	0	0	N/A	92.3%	94.4%	93.5%
% of Patients satisfied with the time they had to wait for an appointment	0	0	N/A	87.3%	88.1%	87.4%

* This is based on patients treated on this contract for their most recent course of treatment. Figures in italics indicate the base number of FP17s or Patient Questionnaire responses are less than 100. N/A is shown where the base number of responses is less than 10 during the period. % is calculated as Quantity/Base number*100

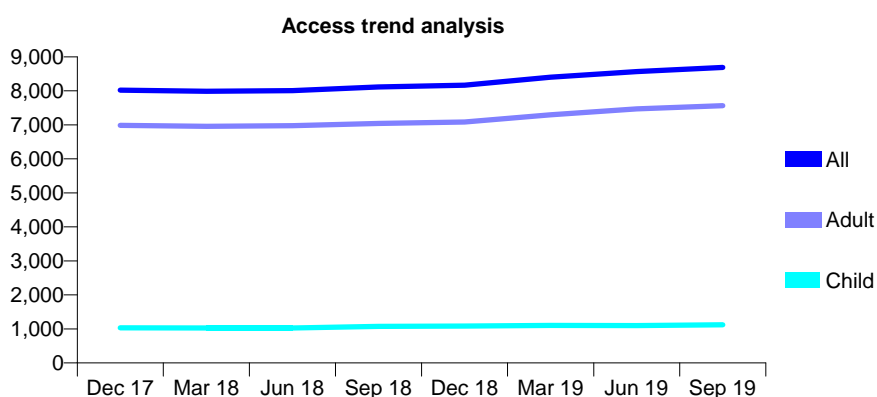
Q46 - Vital Signs At a Glance Contract Report for 243698/0001 - September 2019

Name or company name	Manchester DP Ltd
Contract type name	GDS Contract
Purpose of contract	General
Contract start date	01/04/2006
Contract end date	

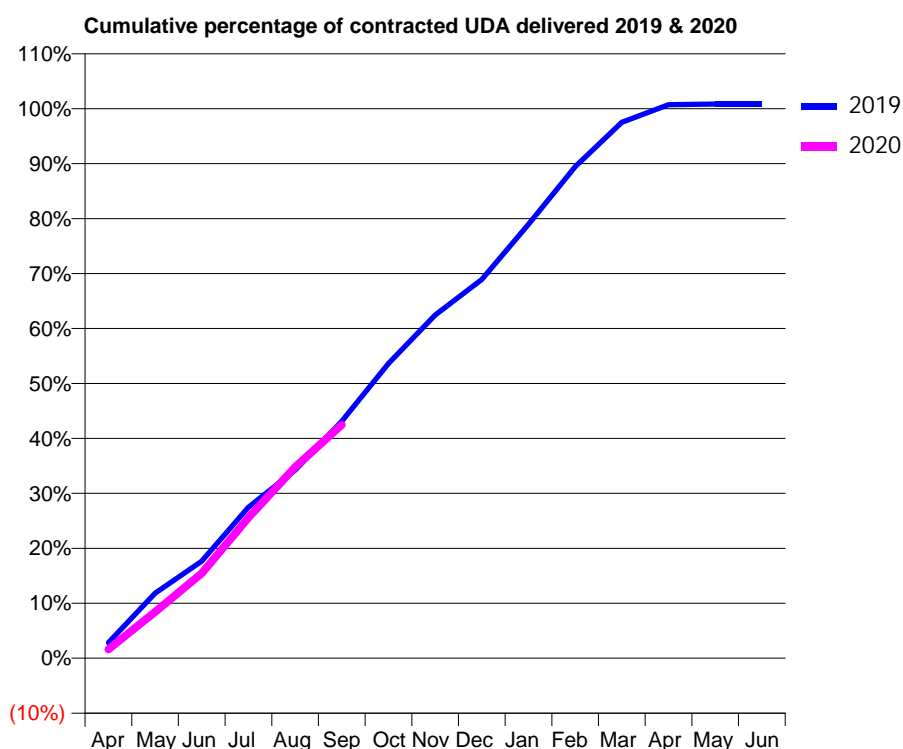
19/20 Contracted general activity (UDA)	27,097
Carry forward general activity (UDA)	0
19/20 Contracted orthodontic activity (UOA)	0
Carry forward orthodontic activity (UOA)	0
Baseline contract value	£831,477.45

ACCESS*

Patients seen in 24 months	Total	Change since previous quarter
Quarter ending September 2018	8,116	
Quarter ending December 2018	8,168	→
Quarter ending March 2019	8,401	↑
Quarter ending June 2019	8,566	→
Quarter ending September 2019	8,689	→
Variance since September 2018	7.1%	↑



ACTIVITY



Month	2019	2020
April	768	435
May	3,190	2,285
June	4,750	4,186
July	7,390	6,935
August	9,208	9,423
September	11,597	11,512
October	14,432	
November	16,796	
December	18,533	
January	21,242	
February	24,061	
March	26,234	
April	27,092	
May	27,125	
June	27,125	

QUALITY

	Quantity	Base Number	Contract	AT	Region	England
% of FP17s for the same patient ID Re-attending within 3 months - Children	60	723	8.3%	11.5%	12.1%	11.5%
% of FP17s for the same patient ID Re-attending within 3 months - Adults	553	4,628	11.9%	16.1%	15.6%	15.4%
% of FP17s for the same patient ID Re-attending between 3 & 9 months - Children	397	723	54.9%	59.3%	61.2%	59.7%
% of FP17s for the same patient ID Re-attending between 3 & 9 months - Adults	2,180	4,628	47.1%	51.9%	54.3%	51.7%
% of FP17s for Band 1 Urgent Courses	401	4,277	9.4%	10.4%	9.1%	9.2%
% of FP17s Relating to Free Repair or Replacements	42	4,277	1.0%	0.8%	0.9%	0.7%
% of FP17s Relating to Continuations	41	4,277	1.0%	0.8%	1.0%	0.8%
% of Patients satisfied with the dentistry they have received	0	1	N/A	92.3%	94.4%	93.5%
% of Patients satisfied with the time they had to wait for an appointment	0	1	N/A	87.3%	88.1%	87.4%

* This is based on patients treated on this contract for their most recent course of treatment.

Figures in italics indicate the base number of FP17s or Patient Questionnaire responses are less than 100. N/A is shown where the base number of responses is less than 10 during the period. % is calculated as Quantity/Base number*100

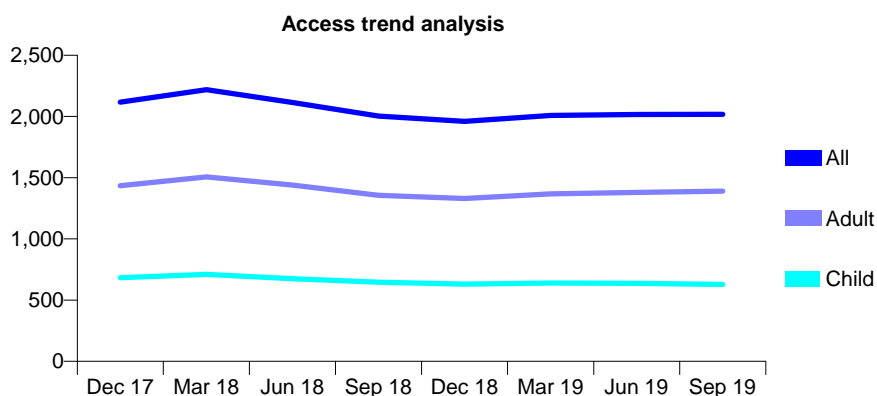
Q46 - Vital Signs At a Glance Contract Report for 243698/0002 - September 2019

Name or company name	MR A SALEEM PARTNERSHIP
Contract type name	GDS Contract
Purpose of contract	General
Contract start date	10/10/2008
Contract end date	

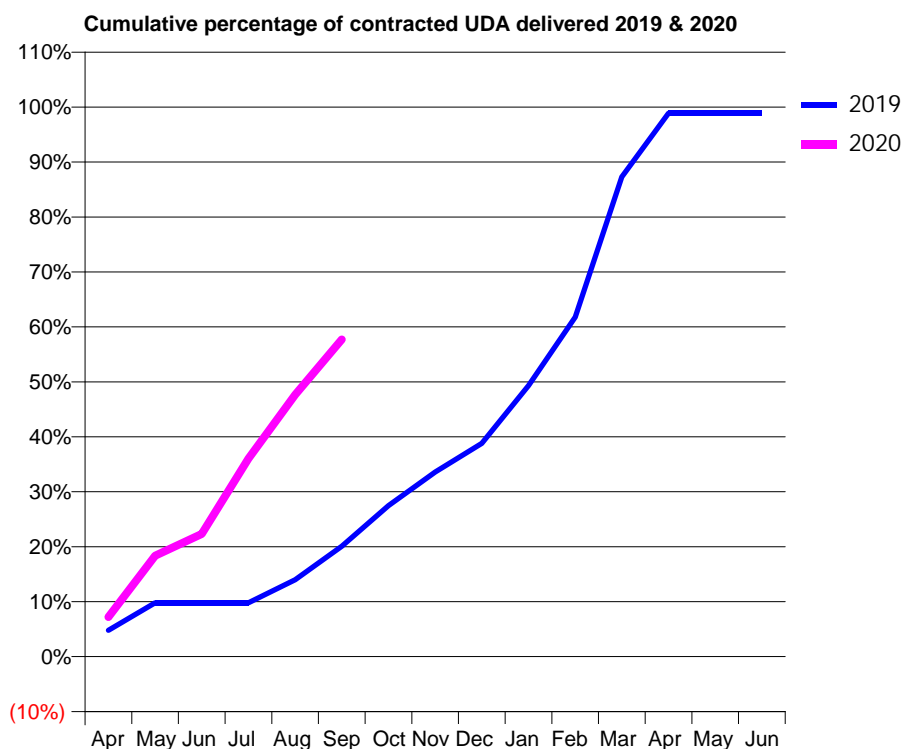
19/20 Contracted general activity (UDA)	6,803
Carry forward general activity (UDA)	0
19/20 Contracted orthodontic activity (UOA)	0
Carry forward orthodontic activity (UOA)	0
Baseline contract value	£185,401.49

ACCESS*

Patients seen in 24 months	Total	Change since previous quarter
Quarter ending September 2018	2,003	
Quarter ending December 2018	1,960	↓
Quarter ending March 2019	2,008	↑
Quarter ending June 2019	2,017	→
Quarter ending September 2019	2,018	→
Variance since September 2018	0.7%	→



ACTIVITY



Month	Adjusted Scheduled Activity (UDA)	
	2019	2020
April	325	491
May	668	1,249
June	668	1,519
July	668	2,452
August	952	3,242
September	1,366	3,926
October	1,869	
November	2,286	
December	2,641	
January	3,355	
February	4,202	
March	5,939	
April	6,727	
May	6,727	
June	6,726	

QUALITY

	Quantity	Base Number	Contract	AT	Region	England
% of FP17s for the same patient ID Re-attending within 3 months - Children	38	469	8.1%	11.5%	12.1%	11.5%
% of FP17s for the same patient ID Re-attending within 3 months - Adults	164	1,043	15.7%	16.1%	15.6%	15.4%
% of FP17s for the same patient ID Re-attending between 3 & 9 months - Children	295	469	62.9%	59.3%	61.2%	59.7%
% of FP17s for the same patient ID Re-attending between 3 & 9 months - Adults	591	1,043	56.7%	51.9%	54.3%	51.7%
% of FP17s for Band 1 Urgent Courses	64	1,344	4.8%	10.4%	9.1%	9.2%
% of FP17s Relating to Free Repair or Replacements	8	1,344	0.6%	0.8%	0.9%	0.7%
% of FP17s Relating to Continuations	17	1,344	1.3%	0.8%	1.0%	0.8%
% of Patients satisfied with the dentistry they have received	0	0	N/A	92.3%	94.4%	93.5%
% of Patients satisfied with the time they had to wait for an appointment	0	0	N/A	87.3%	88.1%	87.4%

* This is based on patients treated on this contract for their most recent course of treatment. Figures in italics indicate the base number of FP17s or Patient Questionnaire responses are less than 100. N/A is shown where the base number of responses is less than 10 during the period. % is calculated as Quantity/Base number*100

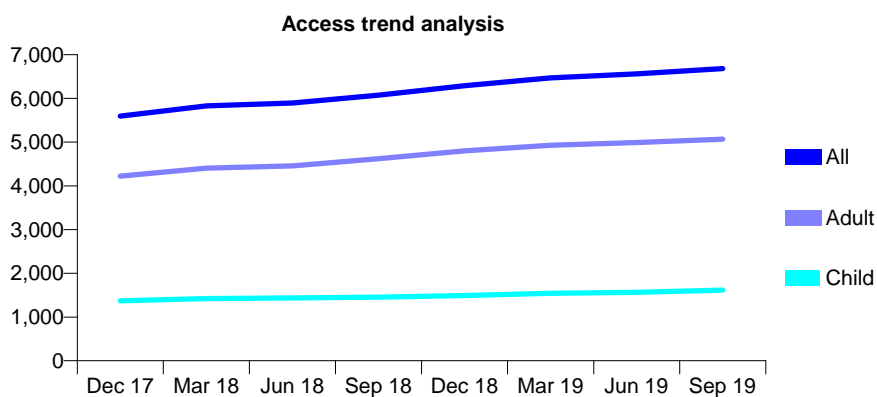
Q46 - Vital Signs At a Glance Contract Report for 245372/0005 - September 2019

Name or company name	Smile Manchester
Contract type name	GDS Contract
Purpose of contract	General
Contract start date	18/12/2008
Contract end date	

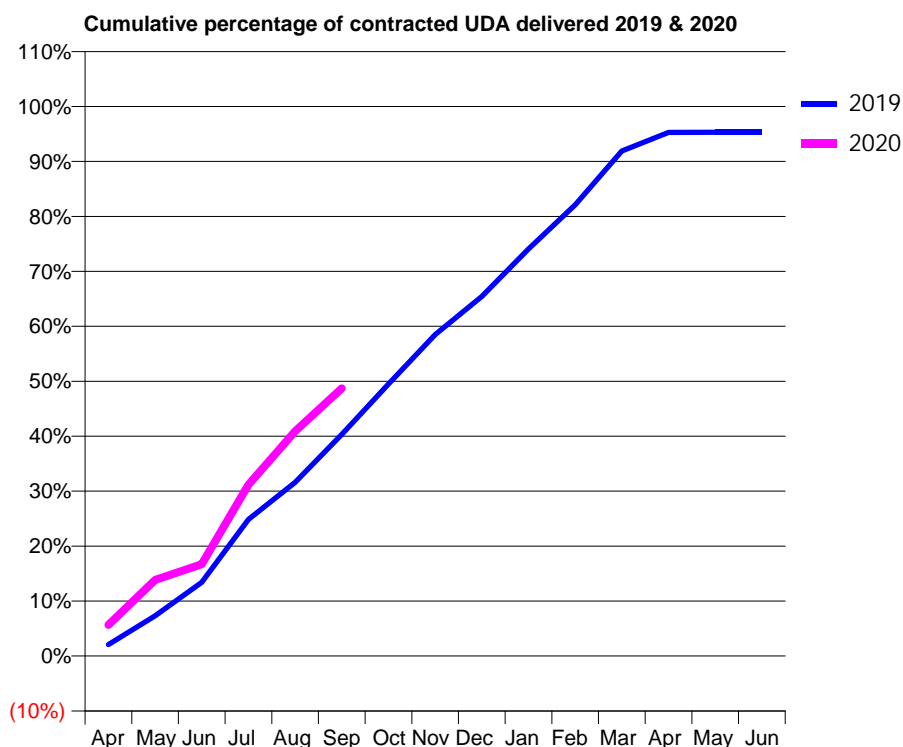
19/20 Contracted general activity (UDA)	20,000
Carry forward general activity (UDA)	0
19/20 Contracted orthodontic activity (UOA)	0
Carry forward orthodontic activity (UOA)	0
Baseline contract value	£506,095.34

ACCESS*

Patients seen in 24 months	Total	Change since previous quarter
Quarter ending September 2018	6,075	
Quarter ending December 2018	6,292	↑
Quarter ending March 2019	6,467	↑
Quarter ending June 2019	6,560	→
Quarter ending September 2019	6,682	→
Variance since September 2018	10.0%	↑



ACTIVITY



Month	Adjusted Scheduled Activity (UDA)	
	2019	2020
April	415	1,136
May	1,463	2,768
June	2,682	3,341
July	4,973	6,235
August	6,322	8,179
September	8,065	9,743
October	9,899	
November	11,698	
December	13,086	
January	14,815	
February	16,422	
March	18,378	
April	19,052	
May	19,060	
June	19,063	

QUALITY

	Quantity	Base Number	Contract	AT	Region	England
% of FP17s for the same patient ID Re-attending within 3 months - Children	81	1,370	5.9%	11.5%	12.1%	11.5%
% of FP17s for the same patient ID Re-attending within 3 months - Adults	541	3,849	14.1%	16.1%	15.6%	15.4%
% of FP17s for the same patient ID Re-attending between 3 & 9 months - Children	967	1,370	70.6%	59.3%	61.2%	59.7%
% of FP17s for the same patient ID Re-attending between 3 & 9 months - Adults	2,431	3,849	63.2%	51.9%	54.3%	51.7%
% of FP17s for Band 1 Urgent Courses	484	4,960	9.8%	10.4%	9.1%	9.2%
% of FP17s Relating to Free Repair or Replacements	49	4,960	1.0%	0.8%	0.9%	0.7%
% of FP17s Relating to Continuations	16	4,960	0.3%	0.8%	1.0%	0.8%
% of Patients satisfied with the dentistry they have received	1	1	N/A	92.3%	94.4%	93.5%
% of Patients satisfied with the time they had to wait for an appointment	1	1	N/A	87.3%	88.1%	87.4%

* This is based on patients treated on this contract for their most recent course of treatment.

Figures in italics indicate the base number of FP17s or Patient Questionnaire responses are less than 100. N/A is shown where the base number of responses is less than 10 during the period. % is calculated as Quantity/Base number*100

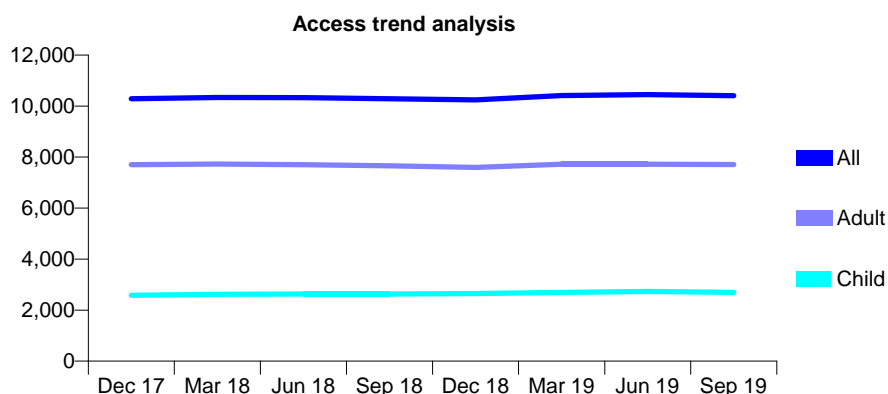
Q46 - Vital Signs At a Glance Contract Report for 245372/0006 - September 2019

Name or company name	MR KK SARANGI
Contract type name	GDS Contract
Purpose of contract	General
Contract start date	01/04/2011
Contract end date	

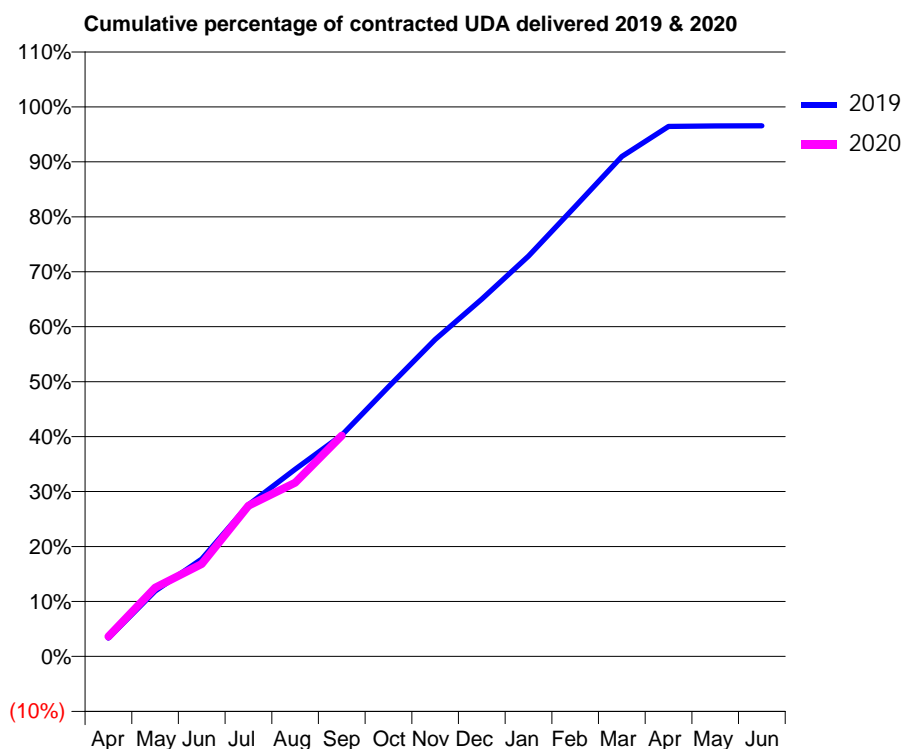
19/20 Contracted general activity (UDA)	29,210
Carry forward general activity (UDA)	0
19/20 Contracted orthodontic activity (UOA)	0
Carry forward orthodontic activity (UOA)	0
Baseline contract value	£739,153.06

ACCESS*

Patients seen in 24 months	Total	Change since previous quarter
Quarter ending September 2018	10,290	
Quarter ending December 2018	10,245	→
Quarter ending March 2019	10,413	→
Quarter ending June 2019	10,450	→
Quarter ending September 2019	10,407	→
Variance since September 2018	1.1%	→



ACTIVITY



Month	2019	2020
April	971	1,061
May	3,475	3,651
June	5,179	4,918
July	8,063	8,011
August	9,951	9,230
September	11,762	11,734
October	14,329	
November	16,848	
December	18,992	
January	21,279	
February	23,918	
March	26,568	
April	28,167	
May	28,197	
June	28,198	

QUALITY

	Quantity	Base Number	Contract	AT	Region	England
% of FP17s for the same patient ID Re-attending within 3 months - Children	137	2,082	6.6%	11.5%	12.1%	11.5%
% of FP17s for the same patient ID Re-attending within 3 months - Adults	696	5,782	12.0%	16.1%	15.6%	15.4%
% of FP17s for the same patient ID Re-attending between 3 & 9 months - Children	1,443	2,082	69.3%	59.3%	61.2%	59.7%
% of FP17s for the same patient ID Re-attending between 3 & 9 months - Adults	3,844	5,782	66.5%	51.9%	54.3%	51.7%
% of FP17s for Band 1 Urgent Courses	347	7,146	4.9%	10.4%	9.1%	9.2%
% of FP17s Relating to Free Repair or Replacements	70	7,146	1.0%	0.8%	0.9%	0.7%
% of FP17s Relating to Continuations	109	7,146	1.5%	0.8%	1.0%	0.8%
% of Patients satisfied with the dentistry they have received	0	0	N/A	92.3%	94.4%	93.5%
% of Patients satisfied with the time they had to wait for an appointment	0	0	N/A	87.3%	88.1%	87.4%

* This is based on patients treated on this contract for their most recent course of treatment. Figures in italics indicate the base number of FP17s or Patient Questionnaire responses are less than 100. N/A is shown where the base number of responses is less than 10 during the period. % is calculated as Quantity/Base number*100

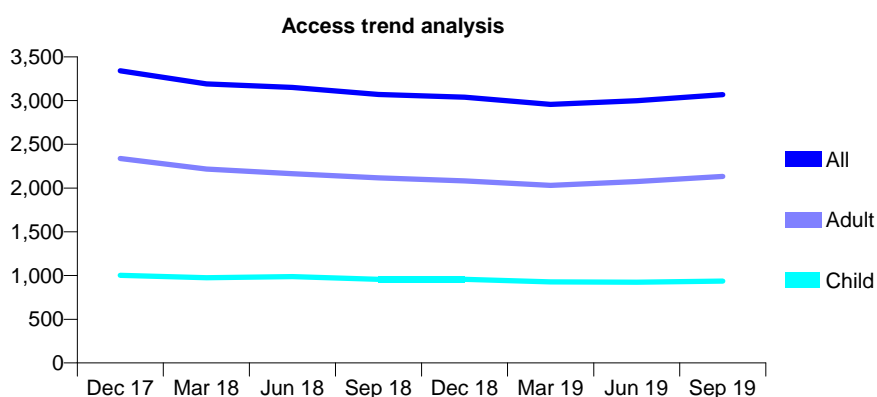
Q46 - Vital Signs At a Glance Contract Report for 245658/0001 - September 2019

Name or company name	MR K HAMEED
Contract type name	GDS Contract
Purpose of contract	General
Contract start date	01/04/2006
Contract end date	

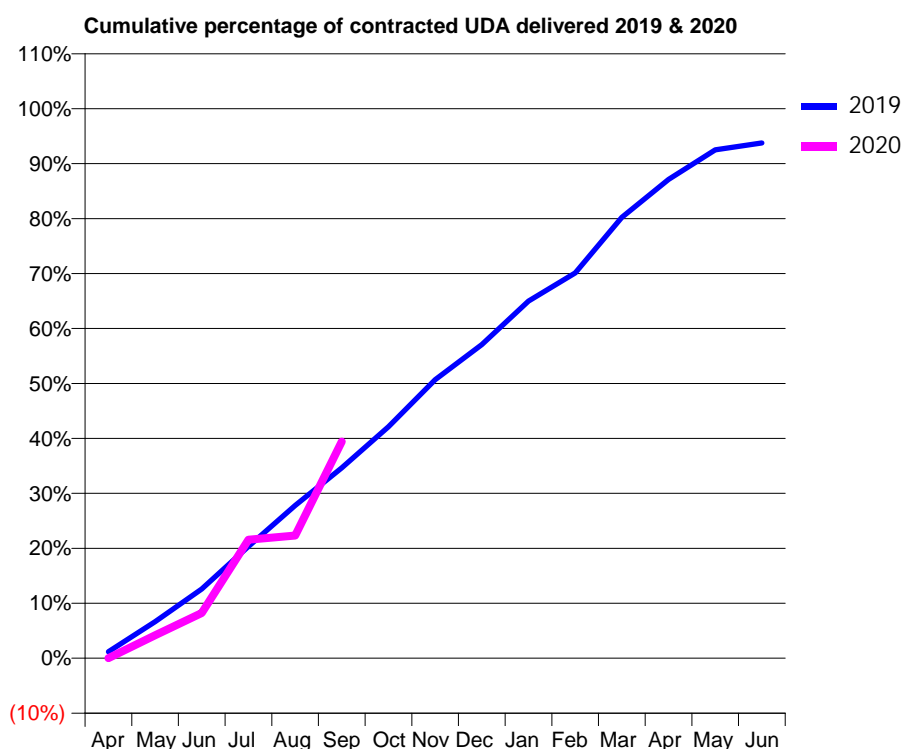
19/20 Contracted general activity (UDA)	8,433
Carry forward general activity (UDA)	0
19/20 Contracted orthodontic activity (UOA)	0
Carry forward orthodontic activity (UOA)	0
Baseline contract value	£236,071.82

ACCESS*

Patients seen in 24 months	Total	Change since previous quarter
Quarter ending September 2018	3,071	
Quarter ending December 2018	3,038	↓
Quarter ending March 2019	2,957	↓
Quarter ending June 2019	2,999	→
Quarter ending September 2019	3,068	↑
Variance since September 2018	(0.1%)	→



ACTIVITY



Adjusted Scheduled Activity (UDA)		
Month	2019	2020
April	99	0
May	562	352
June	1,064	696
July	1,715	1,819
August	2,344	1,884
September	2,921	3,325
October	3,553	
November	4,274	
December	4,812	
January	5,481	
February	5,912	
March	6,765	
April	7,348	
May	7,800	
June	7,907	

QUALITY

	Quantity	Base Number	Contract	AT	Region	England
% of FP17s for the same patient ID Re-attending within 3 months - Children	102	897	11.4%	11.5%	12.1%	11.5%
% of FP17s for the same patient ID Re-attending within 3 months - Adults	249	1,558	16.0%	16.1%	15.6%	15.4%
% of FP17s for the same patient ID Re-attending between 3 & 9 months - Children	526	897	58.6%	59.3%	61.2%	59.7%
% of FP17s for the same patient ID Re-attending between 3 & 9 months - Adults	700	1,558	44.9%	51.9%	54.3%	51.7%
% of FP17s for Band 1 Urgent Courses	137	1,813	7.6%	10.4%	9.1%	9.2%
% of FP17s Relating to Free Repair or Replacements	0	1,813	0.0%	0.8%	0.9%	0.7%
% of FP17s Relating to Continuations	37	1,813	2.0%	0.8%	1.0%	0.8%
% of Patients satisfied with the dentistry they have received	0	0	N/A	92.3%	94.4%	93.5%
% of Patients satisfied with the time they had to wait for an appointment	0	0	N/A	87.3%	88.1%	87.4%

* This is based on patients treated on this contract for their most recent course of treatment.

Figures in italics indicate the base number of FP17s or Patient Questionnaire responses are less than 100. N/A is shown where the base number of responses is less than 10 during the period. % is calculated as Quantity/Base number*100

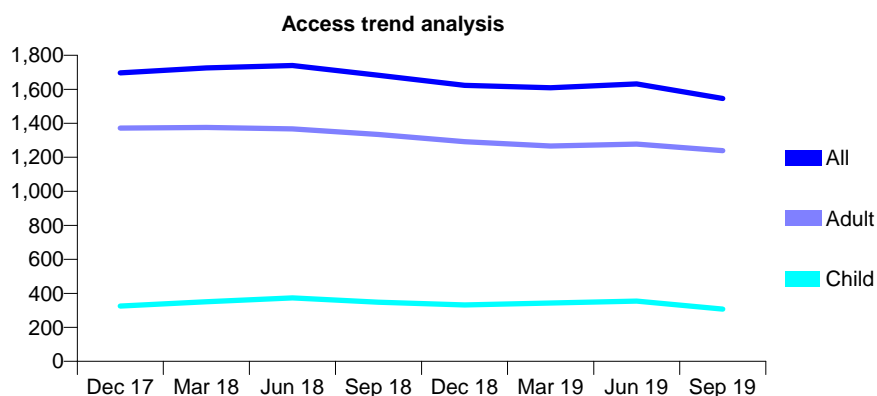
Q46 - Vital Signs At a Glance Contract Report for 246441/0001 - September 2019

Name or company name	MR R KEIGHOBADI
Contract type name	GDS Contract
Purpose of contract	General
Contract start date	01/04/2006
Contract end date	

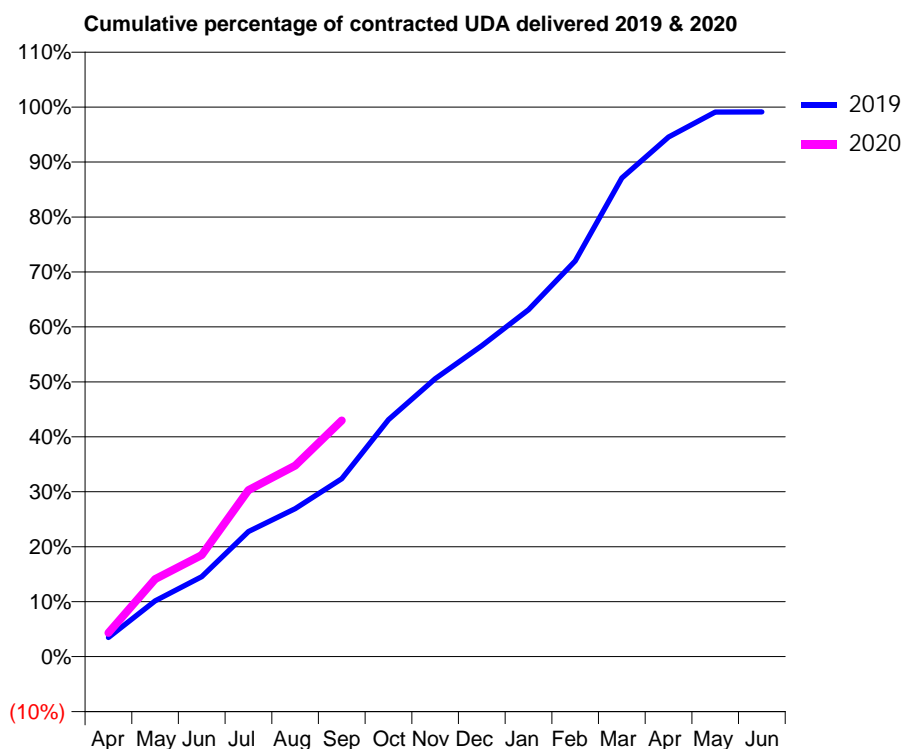
19/20 Contracted general activity (UDA)	5,431
Carry forward general activity (UDA)	0
19/20 Contracted orthodontic activity (UOA)	0
Carry forward orthodontic activity (UOA)	0
Baseline contract value	£146,599.26

ACCESS*

Patients seen in 24 months	Total	Change since previous quarter
Quarter ending September 2018	1,682	
Quarter ending December 2018	1,623	↓
Quarter ending March 2019	1,609	→
Quarter ending June 2019	1,632	→
Quarter ending September 2019	1,546	↓
Variance since September 2018	(8.1%)	↓



ACTIVITY



Month	Adjusted Scheduled Activity (UDA)	
	2019	2020
April	189	235
May	552	766
June	790	1,004
July	1,236	1,646
August	1,463	1,888
September	1,759	2,333
October	2,342	
November	2,746	
December	3,073	
January	3,428	
February	3,911	
March	4,729	
April	5,135	
May	5,382	
June	5,383	

QUALITY

	Quantity	Base Number	Contract	AT	Region	England
% of FP17s for the same patient ID Re-attending within 3 months - Children	7	216	3.2%	11.5%	12.1%	11.5%
% of FP17s for the same patient ID Re-attending within 3 months - Adults	101	807	12.5%	16.1%	15.6%	15.4%
% of FP17s for the same patient ID Re-attending between 3 & 9 months - Children	116	216	53.7%	59.3%	61.2%	59.7%
% of FP17s for the same patient ID Re-attending between 3 & 9 months - Adults	337	807	41.8%	51.9%	54.3%	51.7%
% of FP17s for Band 1 Urgent Courses	41	818	5.0%	10.4%	9.1%	9.2%
% of FP17s Relating to Free Repair or Replacements	6	818	0.7%	0.8%	0.9%	0.7%
% of FP17s Relating to Continuations	17	818	2.1%	0.8%	1.0%	0.8%
% of Patients satisfied with the dentistry they have received	4	4	N/A	92.3%	94.4%	93.5%
% of Patients satisfied with the time they had to wait for an appointment	4	4	N/A	87.3%	88.1%	87.4%

* This is based on patients treated on this contract for their most recent course of treatment. Figures in italics indicate the base number of FP17s or Patient Questionnaire responses are less than 100. N/A is shown where the base number of responses is less than 10 during the period. % is calculated as Quantity/Base number*100

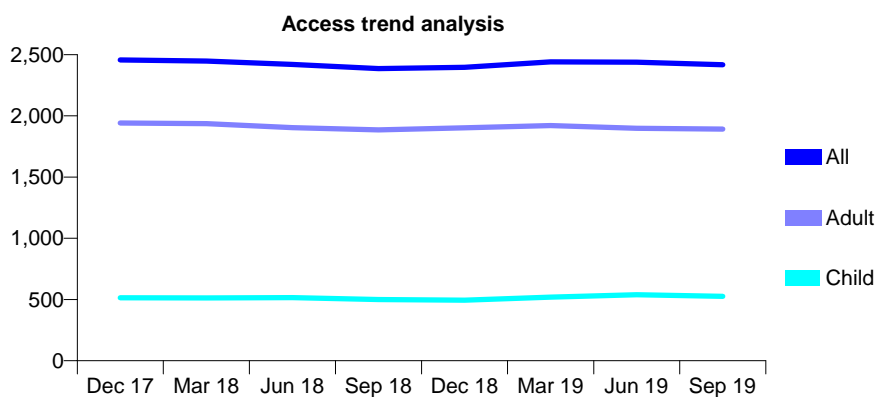
Q46 - Vital Signs At a Glance Contract Report for 253081/0001 - September 2019

Name or company name	MISS GM Zverblis
Contract type name	GDS Contract
Purpose of contract	General
Contract start date	01/04/2006
Contract end date	

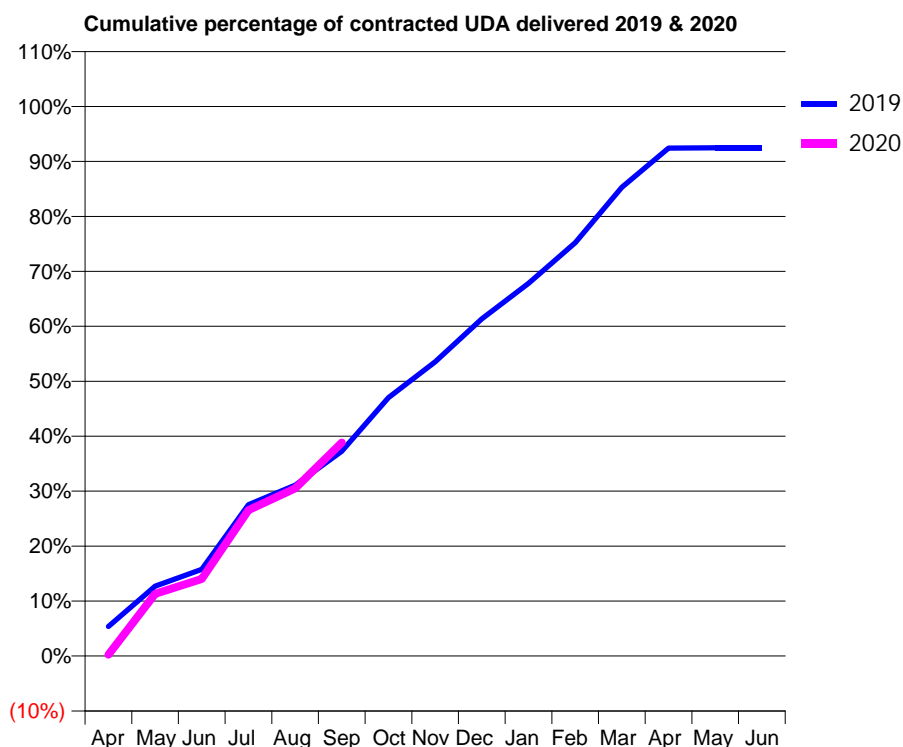
19/20 Contracted general activity (UDA)	8,542
Carry forward general activity (UDA)	0
19/20 Contracted orthodontic activity (UOA)	0
Carry forward orthodontic activity (UOA)	0
Baseline contract value	£216,153.30

ACCESS*

Patients seen in 24 months	Total	Change since previous quarter
Quarter ending September 2018	2,386	
Quarter ending December 2018	2,397	→
Quarter ending March 2019	2,441	→
Quarter ending June 2019	2,438	→
Quarter ending September 2019	2,418	→
Variance since September 2018	1.3%	→



ACTIVITY



Month	Adjusted Scheduled Activity (UDA)	
	2019	2020
April	460	21
May	1,088	966
June	1,348	1,197
July	2,351	2,268
August	2,657	2,606
September	3,184	3,317
October	4,016	
November	4,573	
December	5,240	
January	5,793	
February	6,426	
March	7,284	
April	7,895	
May	7,898	
June	7,898	

QUALITY

	Quantity	Base Number	Contract	AT	Region	England
% of FP17s for the same patient ID Re-attending within 3 months - Children	20	409	4.9%	11.5%	12.1%	11.5%
% of FP17s for the same patient ID Re-attending within 3 months - Adults	289	1,690	17.1%	16.1%	15.6%	15.4%
% of FP17s for the same patient ID Re-attending between 3 & 9 months - Children	275	409	67.2%	59.3%	61.2%	59.7%
% of FP17s for the same patient ID Re-attending between 3 & 9 months - Adults	960	1,690	56.8%	51.9%	54.3%	51.7%
% of FP17s for Band 1 Urgent Courses	235	1,844	12.7%	10.4%	9.1%	9.2%
% of FP17s Relating to Free Repair or Replacements	25	1,844	1.4%	0.8%	0.9%	0.7%
% of FP17s Relating to Continuations	4	1,844	0.2%	0.8%	1.0%	0.8%
% of Patients satisfied with the dentistry they have received	0	0	N/A	92.3%	94.4%	93.5%
% of Patients satisfied with the time they had to wait for an appointment	0	0	N/A	87.3%	88.1%	87.4%

* This is based on patients treated on this contract for their most recent course of treatment. Figures in italics indicate the base number of FP17s or Patient Questionnaire responses are less than 100. N/A is shown where the base number of responses is less than 10 during the period. % is calculated as Quantity/Base number*100

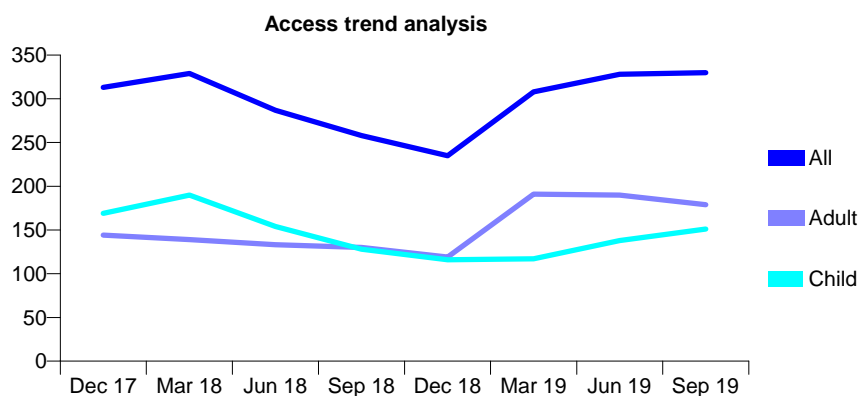
Q46 - Vital Signs At a Glance Contract Report for 253081/0003 - September 2019

Name or company name	MISS GM Zverblis
Contract type name	GDS Contract
Purpose of contract	General
Contract start date	14/09/2015
Contract end date	

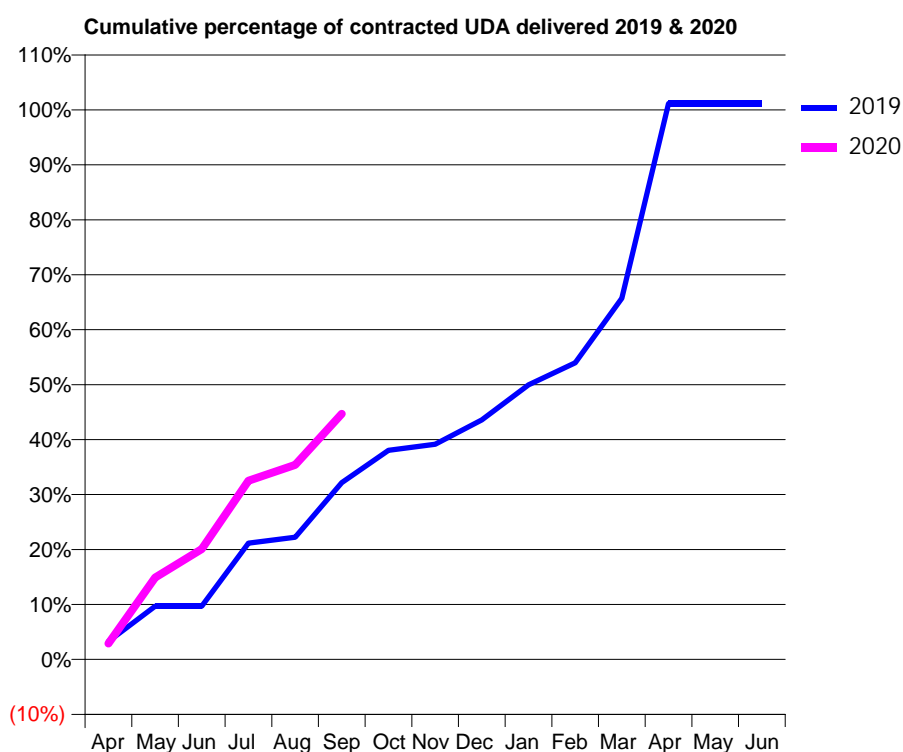
19/20 Contracted general activity (UDA)	730
Carry forward general activity (UDA)	0
19/20 Contracted orthodontic activity (UOA)	0
Carry forward orthodontic activity (UOA)	0
Baseline contract value	£18,472.48

ACCESS*

Patients seen in 24 months	Total	Change since previous quarter
Quarter ending September 2018	258	
Quarter ending December 2018	235	↓
Quarter ending March 2019	308	↑
Quarter ending June 2019	328	↑
Quarter ending September 2019	330	→
Variance since September 2018	27.9%	↑



ACTIVITY



Month	2019	2020
April	24	21
May	71	109
June	71	147
July	154	237
August	162	258
September	235	326
October	278	
November	286	
December	318	
January	365	
February	394	
March	480	
April	738	
May	738	
June	738	

QUALITY

	Quantity	Base Number	Contract	AT	Region	England
% of FP17s for the same patient ID Re-attending within 3 months - Children	5	127	3.9%	11.5%	12.1%	11.5%
% of FP17s for the same patient ID Re-attending within 3 months - Adults	7	183	3.8%	16.1%	15.6%	15.4%
% of FP17s for the same patient ID Re-attending between 3 & 9 months - Children	29	127	22.8%	59.3%	61.2%	59.7%
% of FP17s for the same patient ID Re-attending between 3 & 9 months - Adults	13	183	7.1%	51.9%	54.3%	51.7%
% of FP17s for Band 1 Urgent Courses	17	204	8.3%	10.4%	9.1%	9.2%
% of FP17s Relating to Free Repair or Replacements	0	204	0.0%	0.8%	0.9%	0.7%
% of FP17s Relating to Continuations	0	204	0.0%	0.8%	1.0%	0.8%
% of Patients satisfied with the dentistry they have received	0	0	N/A	92.3%	94.4%	93.5%
% of Patients satisfied with the time they had to wait for an appointment	0	0	N/A	87.3%	88.1%	87.4%

* This is based on patients treated on this contract for their most recent course of treatment. Figures in italics indicate the base number of FP17s or Patient Questionnaire responses are less than 100. N/A is shown where the base number of responses is less than 10 during the period. % is calculated as Quantity/Base number*100

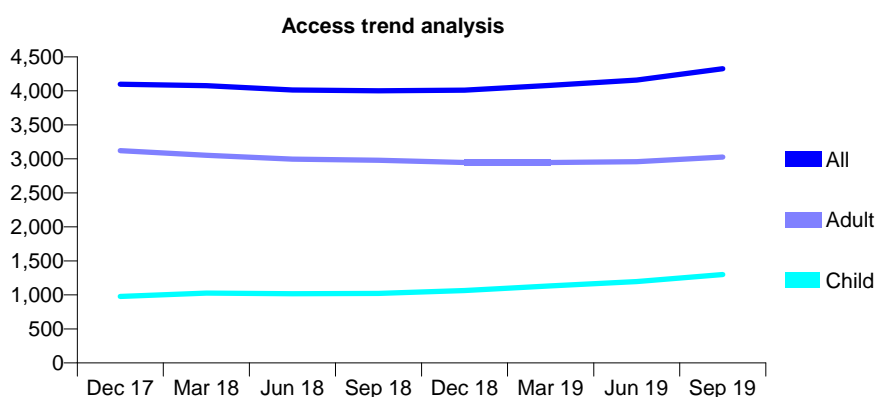
Q46 - Vital Signs At a Glance Contract Report for 258873/0001 - September 2019

Name or company name	MR VK AGGARWAL
Contract type name	GDS Contract
Purpose of contract	General
Contract start date	01/04/2012
Contract end date	

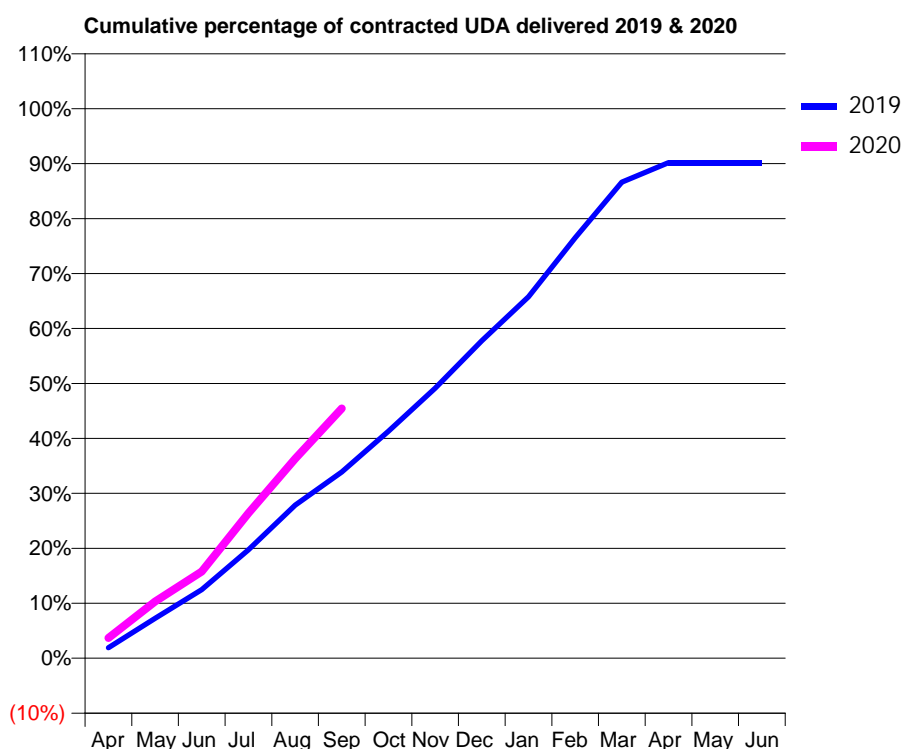
19/20 Contracted general activity (UDA)	13,233
Carry forward general activity (UDA)	0
19/20 Contracted orthodontic activity (UOA)	0
Carry forward orthodontic activity (UOA)	0
Baseline contract value	£334,857.97

ACCESS*

Patients seen in 24 months	Total	Change since previous quarter
Quarter ending September 2018	4,001	
Quarter ending December 2018	4,010	→
Quarter ending March 2019	4,081	→
Quarter ending June 2019	4,158	→
Quarter ending September 2019	4,326	↑
Variance since September 2018	8.1%	↑



ACTIVITY



Month	2019	2020
April	252	490
May	963	1,367
June	1,651	2,088
July	2,611	3,495
August	3,688	4,807
September	4,485	6,013
October	5,467	
November	6,505	
December	7,645	
January	8,705	
February	10,128	
March	11,464	
April	11,933	
May	11,932	
June	11,932	

QUALITY

	Quantity	Base Number	Contract	AT	Region	England
% of FP17s for the same patient ID Re-attending within 3 months - Children	116	1,131	10.3%	11.5%	12.1%	11.5%
% of FP17s for the same patient ID Re-attending within 3 months - Adults	302	2,441	12.4%	16.1%	15.6%	15.4%
% of FP17s for the same patient ID Re-attending between 3 & 9 months - Children	669	1,131	59.2%	59.3%	61.2%	59.7%
% of FP17s for the same patient ID Re-attending between 3 & 9 months - Adults	1,635	2,441	67.0%	51.9%	54.3%	51.7%
% of FP17s for Band 1 Urgent Courses	249	3,323	7.5%	10.4%	9.1%	9.2%
% of FP17s Relating to Free Repair or Replacements	41	3,323	1.2%	0.8%	0.9%	0.7%
% of FP17s Relating to Continuations	7	3,323	0.2%	0.8%	1.0%	0.8%
% of Patients satisfied with the dentistry they have received	7	8	N/A	92.3%	94.4%	93.5%
% of Patients satisfied with the time they had to wait for an appointment	5	8	N/A	87.3%	88.1%	87.4%

* This is based on patients treated on this contract for their most recent course of treatment. Figures in italics indicate the base number of FP17s or Patient Questionnaire responses are less than 100. N/A is shown where the base number of responses is less than 10 during the period. % is calculated as Quantity/Base number*100

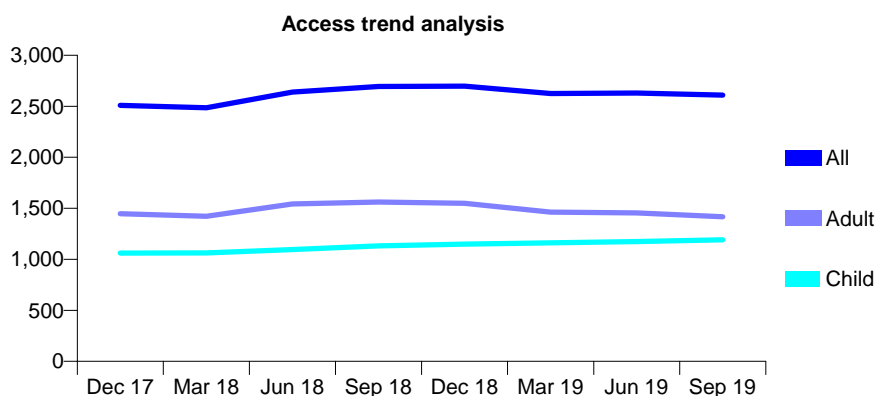
Q46 - Vital Signs At a Glance Contract Report for 261963/0001 - September 2019

Name or company name	MISS A AHMED
Contract type name	GDS Contract
Purpose of contract	General
Contract start date	01/04/2006
Contract end date	

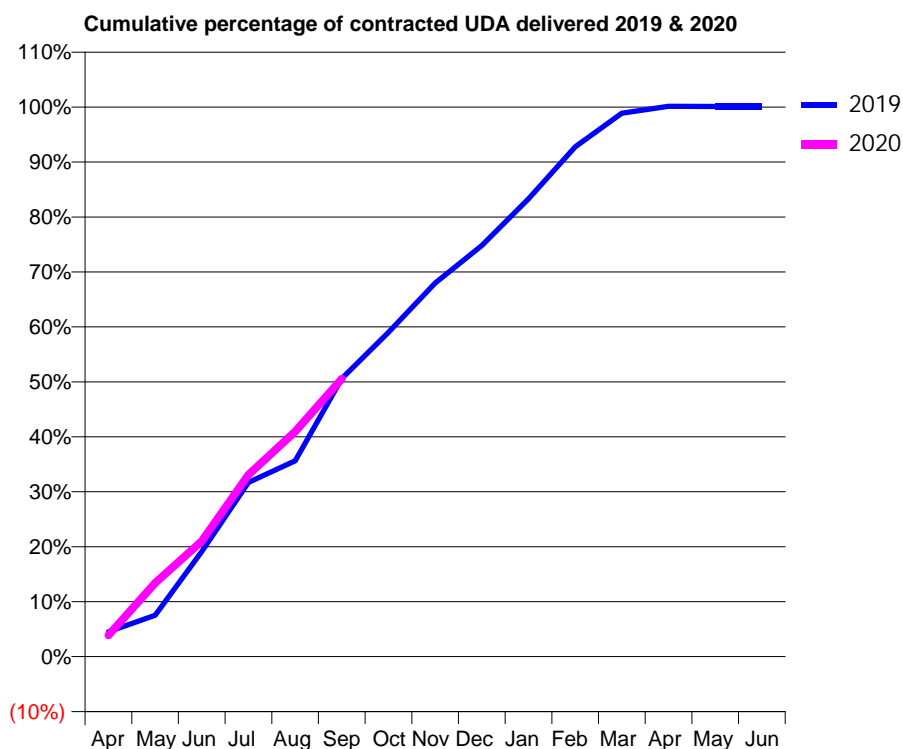
19/20 Contracted general activity (UDA)	6,625
Carry forward general activity (UDA)	0
19/20 Contracted orthodontic activity (UOA)	0
Carry forward orthodontic activity (UOA)	0
Baseline contract value	£205,013.46

ACCESS*

Patients seen in 24 months	Total	Change since previous quarter
Quarter ending September 2018	2,693	
Quarter ending December 2018	2,697	→
Quarter ending March 2019	2,625	↓
Quarter ending June 2019	2,630	→
Quarter ending September 2019	2,610	→
Variance since September 2018	(3.1%)	↓



ACTIVITY



Month	Adjusted Scheduled Activity (UDA)	
	2019	2020
April	299	258
May	498	888
June	1,267	1,393
July	2,100	2,193
August	2,362	2,714
September	3,353	3,348
October	3,909	
November	4,503	
December	4,955	
January	5,519	
February	6,145	
March	6,550	
April	6,634	
May	6,632	
June	6,633	

QUALITY

	Quantity	Base Number	Contract	AT	Region	England
% of FP17s for the same patient ID Re-attending within 3 months - Children	127	975	13.0%	11.5%	12.1%	11.5%
% of FP17s for the same patient ID Re-attending within 3 months - Adults	122	949	12.9%	16.1%	15.6%	15.4%
% of FP17s for the same patient ID Re-attending between 3 & 9 months - Children	574	975	58.9%	59.3%	61.2%	59.7%
% of FP17s for the same patient ID Re-attending between 3 & 9 months - Adults	581	949	61.2%	51.9%	54.3%	51.7%
% of FP17s for Band 1 Urgent Courses	109	1,896	5.7%	10.4%	9.1%	9.2%
% of FP17s Relating to Free Repair or Replacements	4	1,896	0.2%	0.8%	0.9%	0.7%
% of FP17s Relating to Continuations	2	1,896	0.1%	0.8%	1.0%	0.8%
% of Patients satisfied with the dentistry they have received	1	1	N/A	92.3%	94.4%	93.5%
% of Patients satisfied with the time they had to wait for an appointment	1	1	N/A	87.3%	88.1%	87.4%

* This is based on patients treated on this contract for their most recent course of treatment. Figures in italics indicate the base number of FP17s or Patient Questionnaire responses are less than 100. N/A is shown where the base number of responses is less than 10 during the period. % is calculated as Quantity/Base number*100

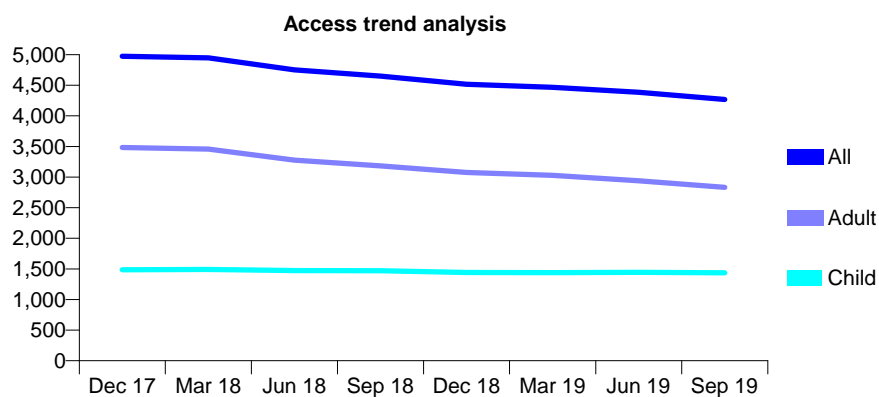
Q46 - Vital Signs At a Glance Contract Report for 295183/0001 - September 2019

Name or company name	MR CC LIU
Contract type name	GDS Contract
Purpose of contract	General
Contract start date	01/03/2014
Contract end date	

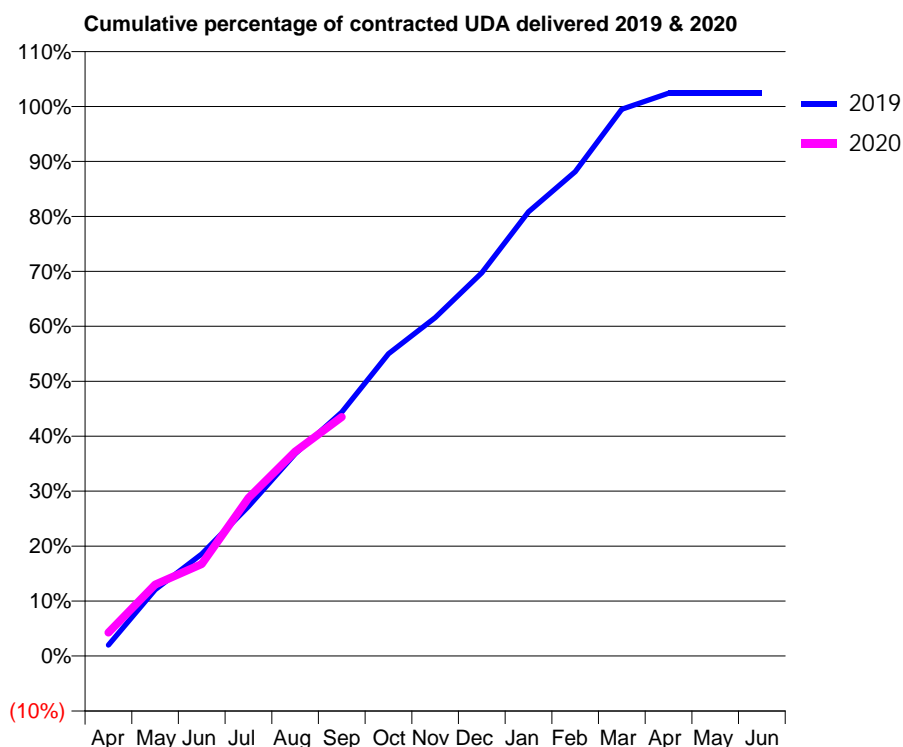
19/20 Contracted general activity (UDA)	15,034
Carry forward general activity (UDA)	0
19/20 Contracted orthodontic activity (UOA)	0
Carry forward orthodontic activity (UOA)	0
Baseline contract value	£446,885.44

ACCESS*

Patients seen in 24 months	Total	Change since previous quarter
Quarter ending September 2018	4,651	
Quarter ending December 2018	4,518	↓
Quarter ending March 2019	4,467	↓
Quarter ending June 2019	4,386	↓
Quarter ending September 2019	4,270	↓
Variance since September 2018	(8.2%)	↓



ACTIVITY



Month	Adjusted Scheduled Activity (UDA)	
	2019	2020
April	301	639
May	1,814	1,954
June	2,791	2,517
July	4,091	4,327
August	5,533	5,595
September	6,670	6,541
October	8,268	
November	9,257	
December	10,483	
January	12,151	
February	13,251	
March	14,956	
April	15,396	
May	15,396	
June	15,396	

QUALITY

	Quantity	Base Number	Contract	AT	Region	England
% of FP17s for the same patient ID Re-attending within 3 months - Children	47	1,082	4.3%	11.5%	12.1%	11.5%
% of FP17s for the same patient ID Re-attending within 3 months - Adults	148	1,899	7.8%	16.1%	15.6%	15.4%
% of FP17s for the same patient ID Re-attending between 3 & 9 months - Children	727	1,082	67.2%	59.3%	61.2%	59.7%
% of FP17s for the same patient ID Re-attending between 3 & 9 months - Adults	1,161	1,899	61.1%	51.9%	54.3%	51.7%
% of FP17s for Band 1 Urgent Courses	188	2,827	6.7%	10.4%	9.1%	9.2%
% of FP17s Relating to Free Repair or Replacements	9	2,827	0.3%	0.8%	0.9%	0.7%
% of FP17s Relating to Continuations	0	2,827	0.0%	0.8%	1.0%	0.8%
% of Patients satisfied with the dentistry they have received	0	0	N/A	92.3%	94.4%	93.5%
% of Patients satisfied with the time they had to wait for an appointment	0	0	N/A	87.3%	88.1%	87.4%

* This is based on patients treated on this contract for their most recent course of treatment. Figures in italics indicate the base number of FP17s or Patient Questionnaire responses are less than 100. N/A is shown where the base number of responses is less than 10 during the period. % is calculated as Quantity/Base number*100

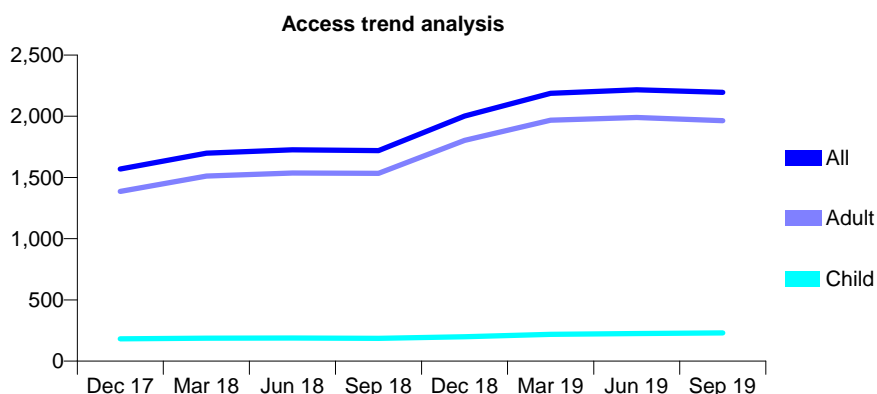
Q46 - Vital Signs At a Glance Contract Report for 305294/0001 - September 2019

Name or company name	City Centre Dentists
Contract type name	GDS Contract
Purpose of contract	General
Contract start date	01/04/2006
Contract end date	

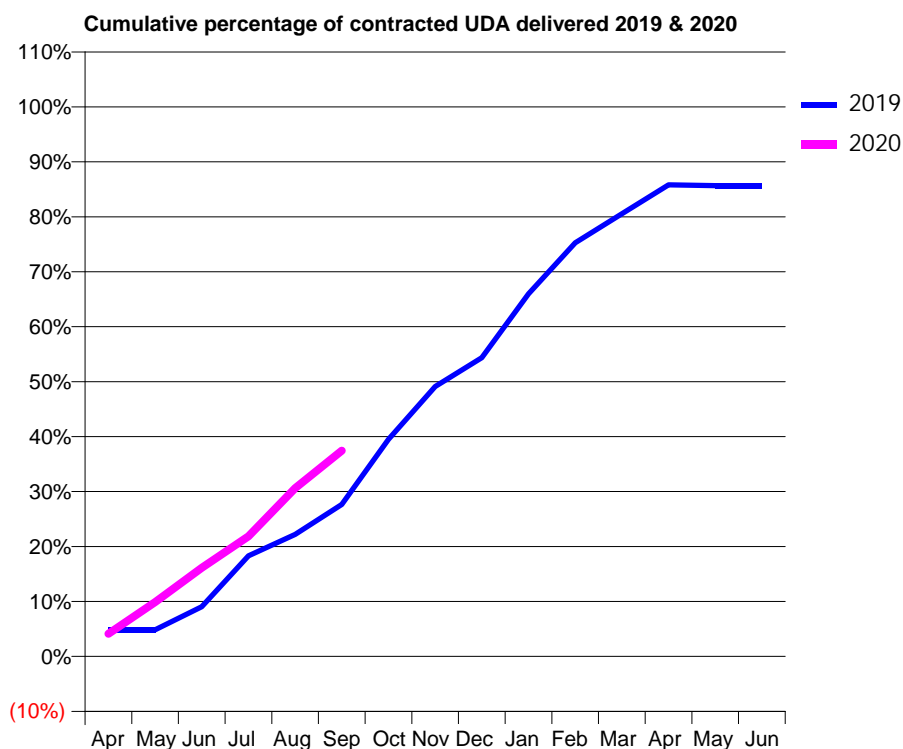
19/20 Contracted general activity (UDA)	6,720
Carry forward general activity (UDA)	0
19/20 Contracted orthodontic activity (UOA)	0
Carry forward orthodontic activity (UOA)	0
Baseline contract value	£189,399.82

ACCESS*

Patients seen in 24 months	Total	Change since previous quarter
Quarter ending September 2018	1,720	
Quarter ending December 2018	2,002	↑
Quarter ending March 2019	2,188	↑
Quarter ending June 2019	2,216	→
Quarter ending September 2019	2,195	→
Variance since September 2018	27.6%	↑



ACTIVITY



Month	2019	2020
April	325	277
May	325	664
June	607	1,083
July	1,231	1,468
August	1,493	2,057
September	1,859	2,515
October	2,656	
November	3,302	
December	3,654	
January	4,432	
February	5,057	
March	5,411	
April	5,765	
May	5,755	
June	5,755	

QUALITY

	Quantity	Base Number	Contract	AT	Region	England
% of FP17s for the same patient ID Re-attending within 3 months - Children	12	152	7.9%	11.5%	12.1%	11.5%
% of FP17s for the same patient ID Re-attending within 3 months - Adults	169	1,038	16.3%	16.1%	15.6%	15.4%
% of FP17s for the same patient ID Re-attending between 3 & 9 months - Children	70	152	46.1%	59.3%	61.2%	59.7%
% of FP17s for the same patient ID Re-attending between 3 & 9 months - Adults	420	1,038	40.5%	51.9%	54.3%	51.7%
% of FP17s for Band 1 Urgent Courses	192	1,039	18.5%	10.4%	9.1%	9.2%
% of FP17s Relating to Free Repair or Replacements	9	1,039	0.9%	0.8%	0.9%	0.7%
% of FP17s Relating to Continuations	8	1,039	0.8%	0.8%	1.0%	0.8%
% of Patients satisfied with the dentistry they have received	0	0	N/A	92.3%	94.4%	93.5%
% of Patients satisfied with the time they had to wait for an appointment	0	0	N/A	87.3%	88.1%	87.4%

* This is based on patients treated on this contract for their most recent course of treatment. Figures in italics indicate the base number of FP17s or Patient Questionnaire responses are less than 100. N/A is shown where the base number of responses is less than 10 during the period. % is calculated as Quantity/Base number*100

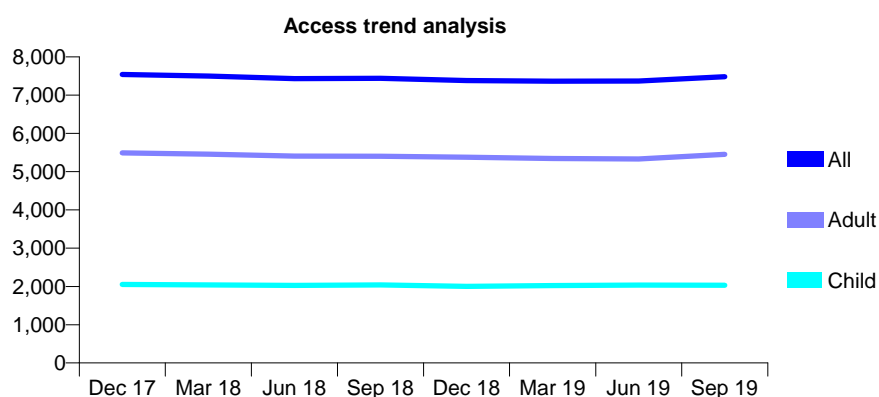
Q46 - Vital Signs At a Glance Contract Report for 309788/0001 - September 2019

Name or company name	Crown Dental Practice Partnership
Contract type name	GDS Contract
Purpose of contract	General
Contract start date	01/04/2006
Contract end date	

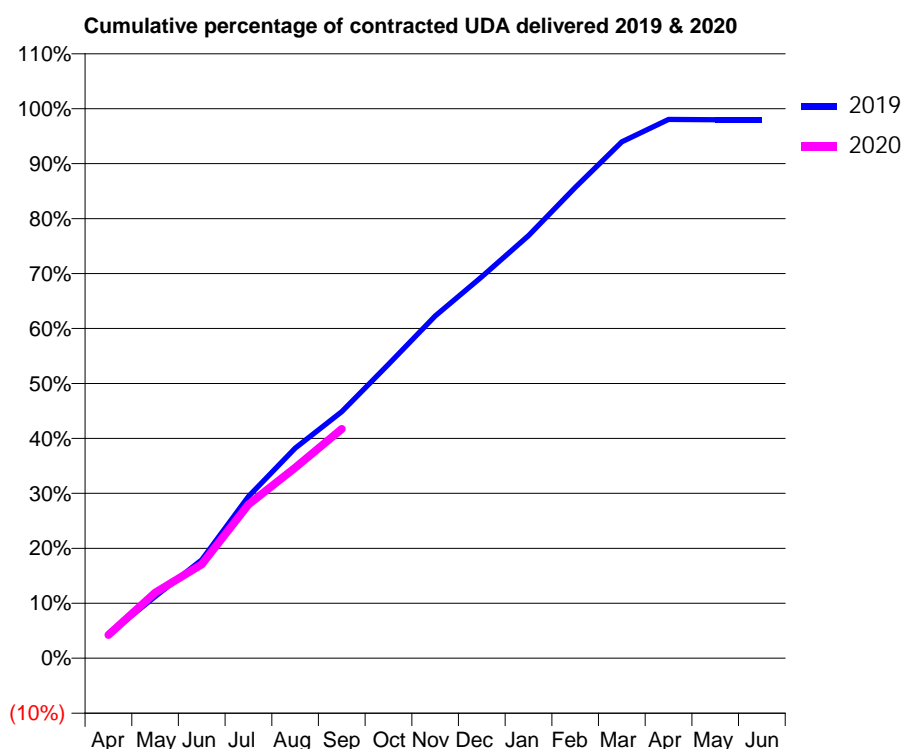
19/20 Contracted general activity (UDA)	22,972
Carry forward general activity (UDA)	0
19/20 Contracted orthodontic activity (UOA)	0
Carry forward orthodontic activity (UOA)	0
Baseline contract value	£791,371.30

ACCESS*

Patients seen in 24 months	Total	Change since previous quarter
Quarter ending September 2018	7,439	
Quarter ending December 2018	7,382	→
Quarter ending March 2019	7,365	→
Quarter ending June 2019	7,367	→
Quarter ending September 2019	7,482	→
Variance since September 2018	0.6%	→



ACTIVITY



Month	2019	2020
April	997	973
May	2,577	2,742
June	4,110	3,927
July	6,758	6,423
August	8,781	7,962
September	10,307	9,586
October	12,288	
November	14,307	
December	15,943	
January	17,665	
February	19,675	
March	21,589	
April	22,524	
May	22,507	
June	22,507	

QUALITY

	Quantity	Base Number	Contract	AT	Region	England
% of FP17s for the same patient ID Re-attending within 3 months - Children	94	1,230	7.6%	11.5%	12.1%	11.5%
% of FP17s for the same patient ID Re-attending within 3 months - Adults	447	3,219	13.9%	16.1%	15.6%	15.4%
% of FP17s for the same patient ID Re-attending between 3 & 9 months - Children	585	1,230	47.6%	59.3%	61.2%	59.7%
% of FP17s for the same patient ID Re-attending between 3 & 9 months - Adults	1,453	3,219	45.1%	51.9%	54.3%	51.7%
% of FP17s for Band 1 Urgent Courses	489	4,133	11.8%	10.4%	9.1%	9.2%
% of FP17s Relating to Free Repair or Replacements	36	4,133	0.9%	0.8%	0.9%	0.7%
% of FP17s Relating to Continuations	74	4,133	1.8%	0.8%	1.0%	0.8%
% of Patients satisfied with the dentistry they have received	0	0	N/A	92.3%	94.4%	93.5%
% of Patients satisfied with the time they had to wait for an appointment	0	0	N/A	87.3%	88.1%	87.4%

* This is based on patients treated on this contract for their most recent course of treatment.

Figures in italics indicate the base number of FP17s or Patient Questionnaire responses are less than 100. N/A is shown where the base number of responses is less than 10 during the period. % is calculated as Quantity/Base number*100

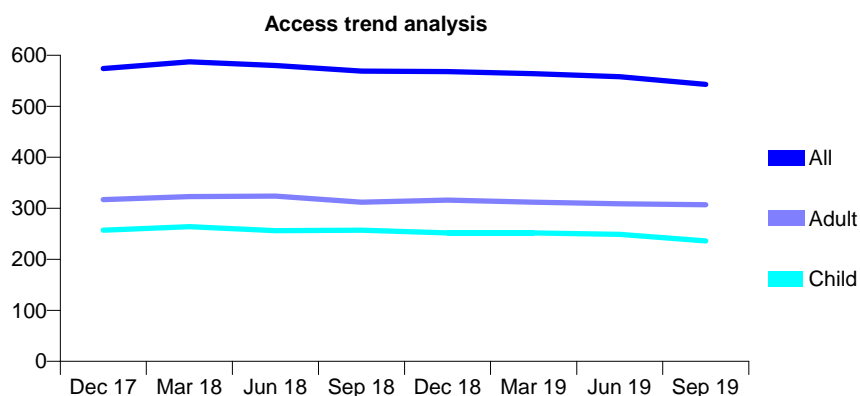
Q46 - Vital Signs At a Glance Contract Report for 319546/0001 - September 2019

Name or company name	MR PA HIND
Contract type name	GDS Contract
Purpose of contract	General
Contract start date	01/04/2006
Contract end date	

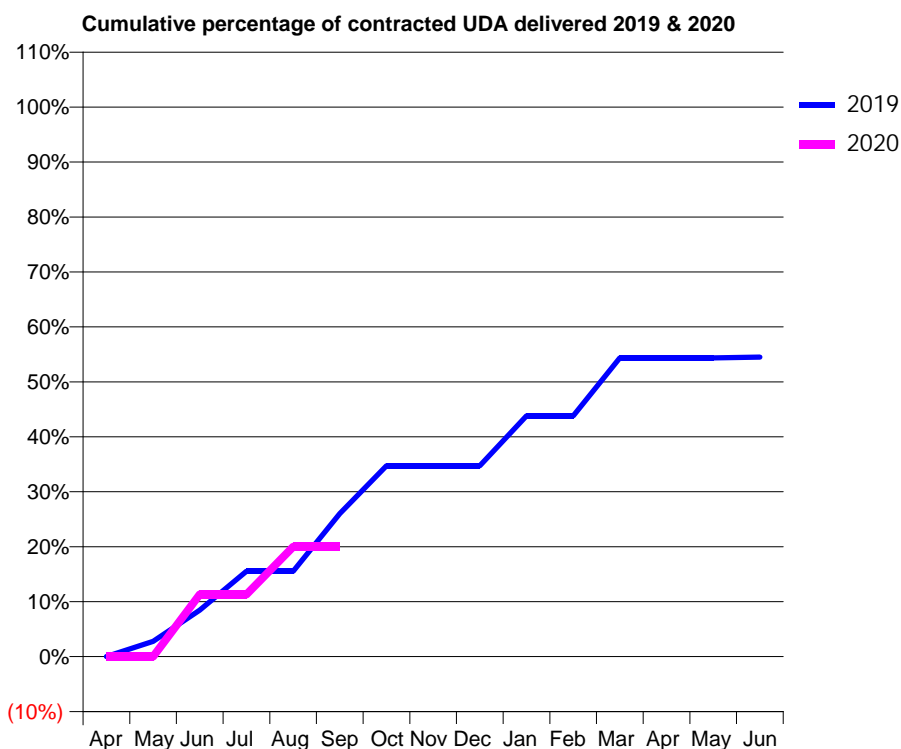
19/20 Contracted general activity (UDA)	2,260
Carry forward general activity (UDA)	0
19/20 Contracted orthodontic activity (UOA)	0
Carry forward orthodontic activity (UOA)	0
Baseline contract value	£52,462.60

ACCESS*

Patients seen in 24 months	Total	Change since previous quarter
Quarter ending September 2018	569	
Quarter ending December 2018	568	→
Quarter ending March 2019	564	→
Quarter ending June 2019	558	↓
Quarter ending September 2019	543	↓
Variance since September 2018	(4.6%)	↓



ACTIVITY



Month	Adjusted Scheduled Activity (UDA)	
	2019	2020
April	0	0
May	63	0
June	191	256
July	351	256
August	351	452
September	588	452
October	785	
November	785	
December	785	
January	990	
February	990	
March	1,229	
April	1,229	
May	1,229	
June	1,232	

QUALITY

	Quantity	Base Number	Contract	AT	Region	England
% of FP17s for the same patient ID Re-attending within 3 months - Children	10	155	6.5%	11.5%	12.1%	11.5%
% of FP17s for the same patient ID Re-attending within 3 months - Adults	26	173	15.0%	16.1%	15.6%	15.4%
% of FP17s for the same patient ID Re-attending between 3 & 9 months - Children	96	155	61.9%	59.3%	61.2%	59.7%
% of FP17s for the same patient ID Re-attending between 3 & 9 months - Adults	99	173	57.2%	51.9%	54.3%	51.7%
% of FP17s for Band 1 Urgent Courses	1	275	0.4%	10.4%	9.1%	9.2%
% of FP17s Relating to Free Repair or Replacements	0	275	0.0%	0.8%	0.9%	0.7%
% of FP17s Relating to Continuations	0	275	0.0%	0.8%	1.0%	0.8%
% of Patients satisfied with the dentistry they have received	0	0	N/A	92.3%	94.4%	93.5%
% of Patients satisfied with the time they had to wait for an appointment	0	0	N/A	87.3%	88.1%	87.4%

* This is based on patients treated on this contract for their most recent course of treatment. Figures in italics indicate the base number of FP17s or Patient Questionnaire responses are less than 100. N/A is shown where the base number of responses is less than 10 during the period. % is calculated as Quantity/Base number*100

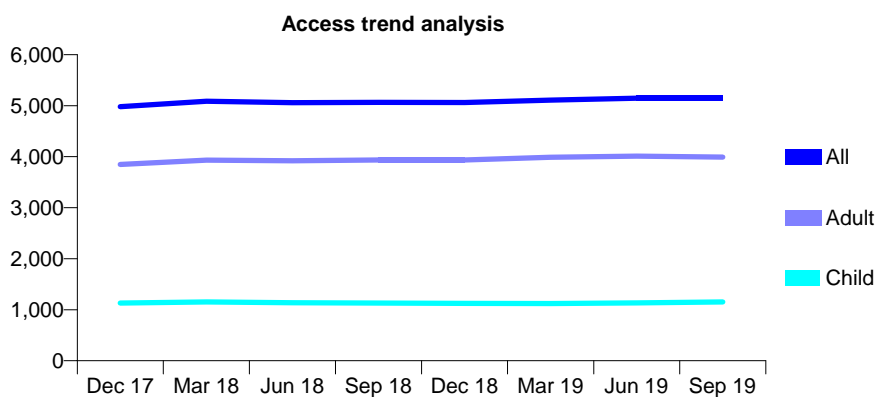
Q46 - Vital Signs At a Glance Contract Report for 321508/0001 - September 2019

Name or company name	Ainsworth Milne
Contract type name	GDS Contract
Purpose of contract	General
Contract start date	01/04/2006
Contract end date	

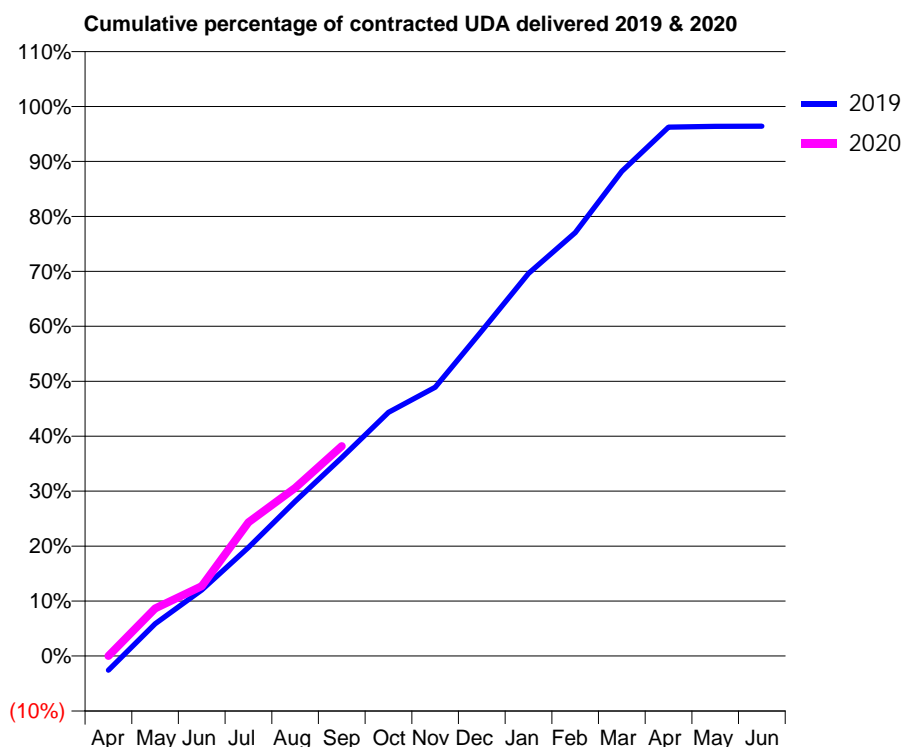
19/20 Contracted general activity (UDA)	16,065
Carry forward general activity (UDA)	0
19/20 Contracted orthodontic activity (UOA)	0
Carry forward orthodontic activity (UOA)	0
Baseline contract value	£569,183.51

ACCESS*

Patients seen in 24 months	Total	Change since previous quarter
Quarter ending September 2018	5,066	
Quarter ending December 2018	5,062	→
Quarter ending March 2019	5,110	→
Quarter ending June 2019	5,147	→
Quarter ending September 2019	5,146	→
Variance since September 2018	1.6%	→



ACTIVITY



Month	Adjusted Scheduled Activity (UDA)	
	2019	2020
April	-402	0
May	908	1,393
June	1,860	2,043
July	3,056	3,909
August	4,358	4,913
September	5,583	6,136
October	6,859	
November	7,565	
December	9,150	
January	10,769	
February	11,916	
March	13,642	
April	14,887	
May	14,910	
June	14,911	

QUALITY

	Quantity	Base Number	Contract	AT	Region	England
% of FP17s for the same patient ID Re-attending within 3 months - Children	89	827	10.8%	11.5%	12.1%	11.5%
% of FP17s for the same patient ID Re-attending within 3 months - Adults	525	2,846	18.4%	16.1%	15.6%	15.4%
% of FP17s for the same patient ID Re-attending between 3 & 9 months - Children	386	827	46.7%	59.3%	61.2%	59.7%
% of FP17s for the same patient ID Re-attending between 3 & 9 months - Adults	1,354	2,846	47.6%	51.9%	54.3%	51.7%
% of FP17s for Band 1 Urgent Courses	348	3,105	11.2%	10.4%	9.1%	9.2%
% of FP17s Relating to Free Repair or Replacements	21	3,105	0.7%	0.8%	0.9%	0.7%
% of FP17s Relating to Continuations	41	3,105	1.3%	0.8%	1.0%	0.8%
% of Patients satisfied with the dentistry they have received	2	2	N/A	92.3%	94.4%	93.5%
% of Patients satisfied with the time they had to wait for an appointment	2	2	N/A	87.3%	88.1%	87.4%

* This is based on patients treated on this contract for their most recent course of treatment. Figures in italics indicate the base number of FP17s or Patient Questionnaire responses are less than 100. N/A is shown where the base number of responses is less than 10 during the period. % is calculated as Quantity/Base number*100

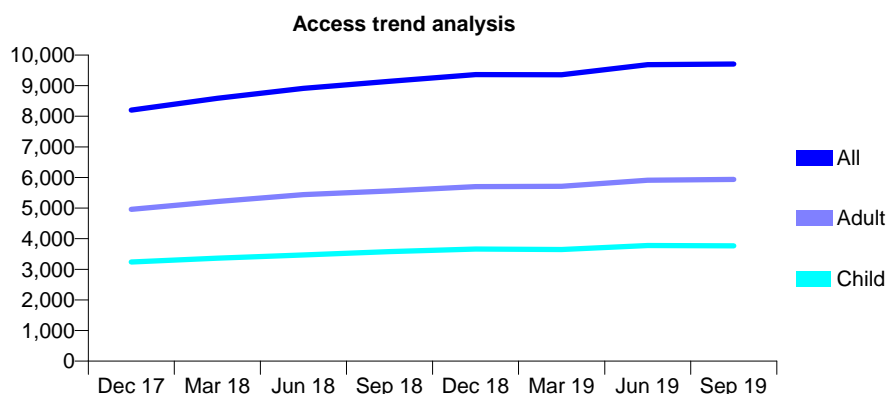
Q46 - Vital Signs At a Glance Contract Report for 322946/0001 - September 2019

Name or company name	MR MA SOMERVILLE
Contract type name	GDS Contract
Purpose of contract	General
Contract start date	01/04/2006
Contract end date	

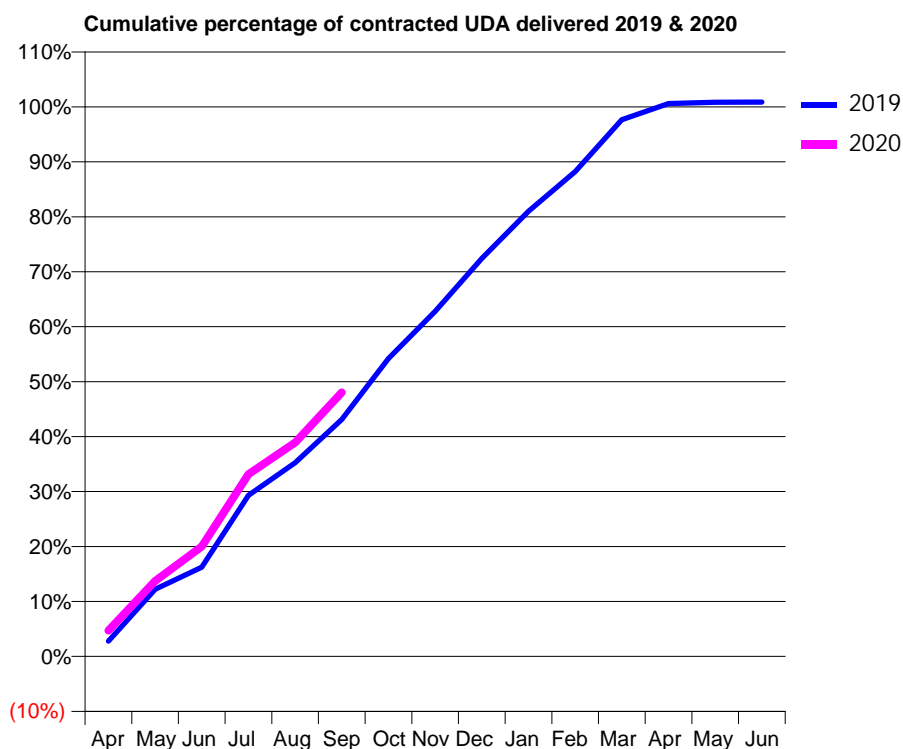
19/20 Contracted general activity (UDA)	22,740
Carry forward general activity (UDA)	0
19/20 Contracted orthodontic activity (UOA)	0
Carry forward orthodontic activity (UOA)	0
Baseline contract value	£697,027.87

ACCESS*

Patients seen in 24 months	Total	Change since previous quarter
Quarter ending September 2018	9,142	
Quarter ending December 2018	9,362	↑
Quarter ending March 2019	9,359	→
Quarter ending June 2019	9,689	↑
Quarter ending September 2019	9,706	→
Variance since September 2018	6.2%	↑



ACTIVITY



Month	Adjusted Scheduled Activity (UDA)	
	2019	2020
April	634	1,068
May	2,780	3,124
June	3,692	4,549
July	6,669	7,540
August	8,015	8,854
September	9,801	10,925
October	12,323	
November	14,278	
December	16,471	
January	18,420	
February	20,061	
March	22,210	
April	22,875	
May	22,932	
June	22,934	

QUALITY

	Quantity	Base Number	Contract	AT	Region	England
% of FP17s for the same patient ID Re-attending within 3 months - Children	325	2,673	12.2%	11.5%	12.1%	11.5%
% of FP17s for the same patient ID Re-attending within 3 months - Adults	954	3,936	24.2%	16.1%	15.6%	15.4%
% of FP17s for the same patient ID Re-attending between 3 & 9 months - Children	1,303	2,673	48.7%	59.3%	61.2%	59.7%
% of FP17s for the same patient ID Re-attending between 3 & 9 months - Adults	1,479	3,936	37.6%	51.9%	54.3%	51.7%
% of FP17s for Band 1 Urgent Courses	725	4,919	14.7%	10.4%	9.1%	9.2%
% of FP17s Relating to Free Repair or Replacements	44	4,919	0.9%	0.8%	0.9%	0.7%
% of FP17s Relating to Continuations	20	4,919	0.4%	0.8%	1.0%	0.8%
% of Patients satisfied with the dentistry they have received	1	1	N/A	92.3%	94.4%	93.5%
% of Patients satisfied with the time they had to wait for an appointment	1	1	N/A	87.3%	88.1%	87.4%

* This is based on patients treated on this contract for their most recent course of treatment. Figures in italics indicate the base number of FP17s or Patient Questionnaire responses are less than 100. N/A is shown where the base number of responses is less than 10 during the period. % is calculated as Quantity/Base number*100

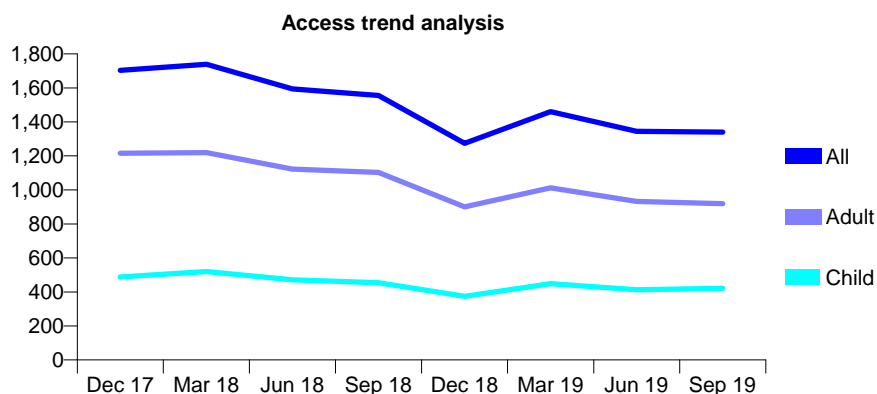
Q46 - Vital Signs At a Glance Contract Report for 323756/0001 - September 2019

Name or company name	Mr M Mahmood
Contract type name	GDS Contract
Purpose of contract	General
Contract start date	01/04/2006
Contract end date	

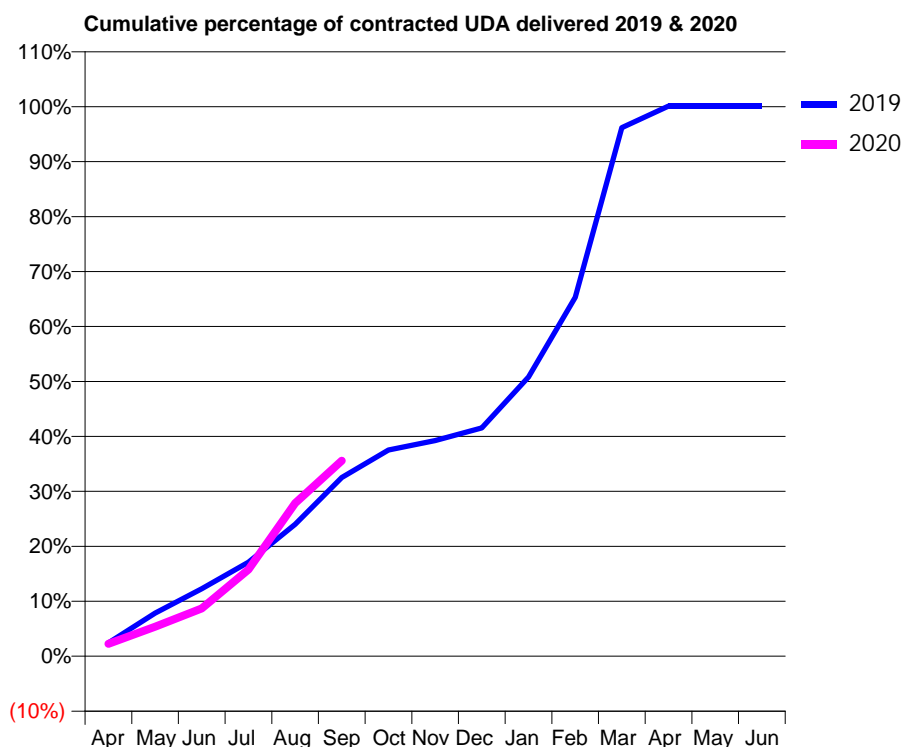
19/20 Contracted general activity (UDA)	4,610
Carry forward general activity (UDA)	0
19/20 Contracted orthodontic activity (UOA)	0
Carry forward orthodontic activity (UOA)	0
Baseline contract value	£117,227.08

ACCESS*

Patients seen in 24 months	Total	Change since previous quarter
Quarter ending September 2018	1,556	
Quarter ending December 2018	1,274	↓
Quarter ending March 2019	1,460	↑
Quarter ending June 2019	1,345	↓
Quarter ending September 2019	1,340	→
Variance since September 2018	(13.9%)	↓



ACTIVITY



Month	2019	2020
April	113	105
May	362	248
June	566	401
July	790	727
August	1,107	1,283
September	1,498	1,639
October	1,730	
November	1,809	
December	1,916	
January	2,342	
February	3,011	
March	4,434	
April	4,615	
May	4,615	
June	4,615	

QUALITY

	Quantity	Base Number	Contract	AT	Region	England
% of FP17s for the same patient ID Re-attending within 3 months - Children	11	207	5.3%	11.5%	12.1%	11.5%
% of FP17s for the same patient ID Re-attending within 3 months - Adults	36	482	7.5%	16.1%	15.6%	15.4%
% of FP17s for the same patient ID Re-attending between 3 & 9 months - Children	59	207	28.5%	59.3%	61.2%	59.7%
% of FP17s for the same patient ID Re-attending between 3 & 9 months - Adults	98	482	20.3%	51.9%	54.3%	51.7%
% of FP17s for Band 1 Urgent Courses	66	646	10.2%	10.4%	9.1%	9.2%
% of FP17s Relating to Free Repair or Replacements	6	646	0.9%	0.8%	0.9%	0.7%
% of FP17s Relating to Continuations	5	646	0.8%	0.8%	1.0%	0.8%
% of Patients satisfied with the dentistry they have received	0	0	N/A	92.3%	94.4%	93.5%
% of Patients satisfied with the time they had to wait for an appointment	0	0	N/A	87.3%	88.1%	87.4%

* This is based on patients treated on this contract for their most recent course of treatment. Figures in italics indicate the base number of FP17s or Patient Questionnaire responses are less than 100. N/A is shown where the base number of responses is less than 10 during the period. % is calculated as Quantity/Base number*100

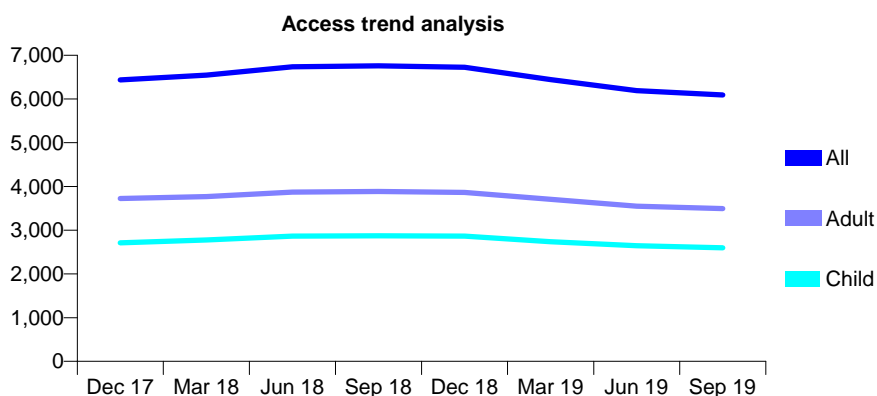
Q46 - Vital Signs At a Glance Contract Report for 323772/0001 - September 2019

Name or company name	MRS S KAYANI
Contract type name	GDS Contract
Purpose of contract	General
Contract start date	01/04/2006
Contract end date	

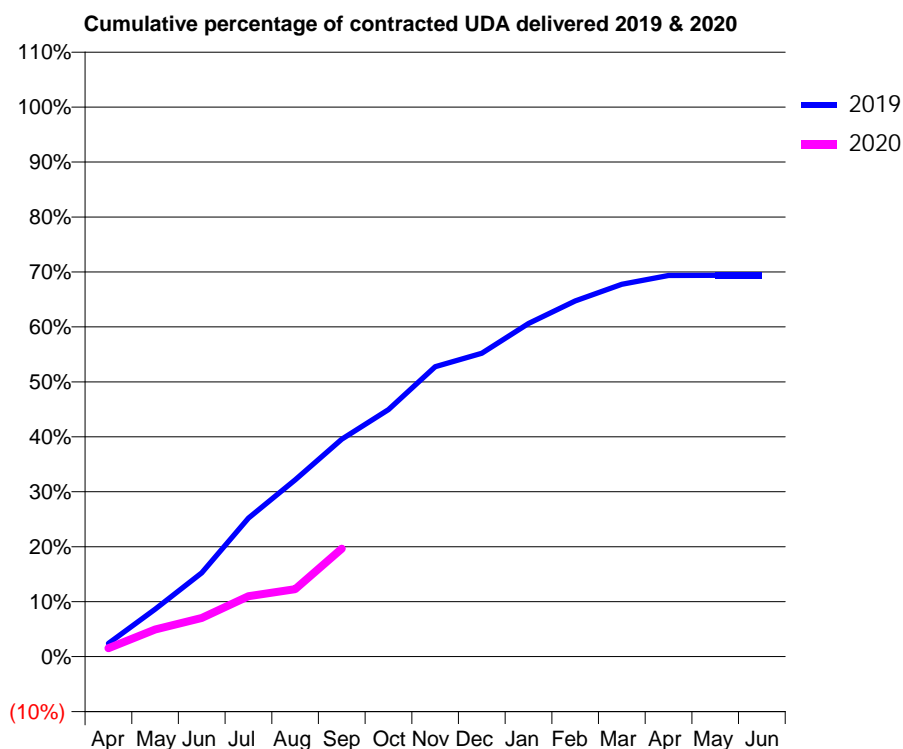
19/20 Contracted general activity (UDA)	25,832
Carry forward general activity (UDA)	0
19/20 Contracted orthodontic activity (UOA)	0
Carry forward orthodontic activity (UOA)	0
Baseline contract value	£652,699.12

ACCESS*

Patients seen in 24 months	Total	Change since previous quarter
Quarter ending September 2018	6,756	
Quarter ending December 2018	6,727	→
Quarter ending March 2019	6,442	↓
Quarter ending June 2019	6,191	↓
Quarter ending September 2019	6,092	↓
Variance since September 2018	(9.8%)	↓



ACTIVITY



Month	Adjusted Scheduled Activity (UDA)	
	2019	2020
April	622	395
May	2,227	1,276
June	3,937	1,823
July	6,509	2,843
August	8,311	3,173
September	10,221	5,073
October	11,610	
November	13,624	
December	14,260	
January	15,660	
February	16,722	
March	17,502	
April	17,913	
May	17,926	
June	17,926	

QUALITY

	Quantity	Base Number	Contract	AT	Region	England
% of FP17s for the same patient ID Re-attending within 3 months - Children	138	1,429	9.7%	11.5%	12.1%	11.5%
% of FP17s for the same patient ID Re-attending within 3 months - Adults	402	2,001	20.1%	16.1%	15.6%	15.4%
% of FP17s for the same patient ID Re-attending between 3 & 9 months - Children	762	1,429	53.3%	59.3%	61.2%	59.7%
% of FP17s for the same patient ID Re-attending between 3 & 9 months - Adults	909	2,001	45.4%	51.9%	54.3%	51.7%
% of FP17s for Band 1 Urgent Courses	655	3,075	21.3%	10.4%	9.1%	9.2%
% of FP17s Relating to Free Repair or Replacements	8	3,075	0.3%	0.8%	0.9%	0.7%
% of FP17s Relating to Continuations	2	3,075	0.1%	0.8%	1.0%	0.8%
% of Patients satisfied with the dentistry they have received	0	0	N/A	92.3%	94.4%	93.5%
% of Patients satisfied with the time they had to wait for an appointment	0	0	N/A	87.3%	88.1%	87.4%

* This is based on patients treated on this contract for their most recent course of treatment. Figures in italics indicate the base number of FP17s or Patient Questionnaire responses are less than 100. N/A is shown where the base number of responses is less than 10 during the period. % is calculated as Quantity/Base number*100

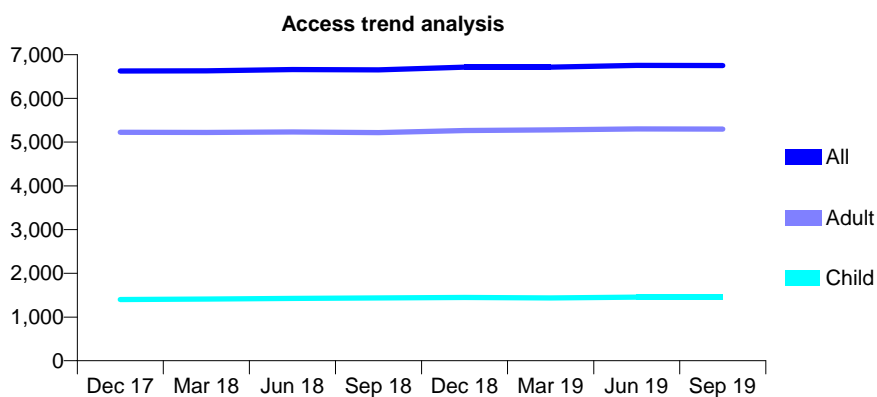
Q46 - Vital Signs At a Glance Contract Report for 324264/0001 - September 2019

Name or company name	Mr CM Burke
Contract type name	GDS Contract
Purpose of contract	General
Contract start date	01/04/2006
Contract end date	

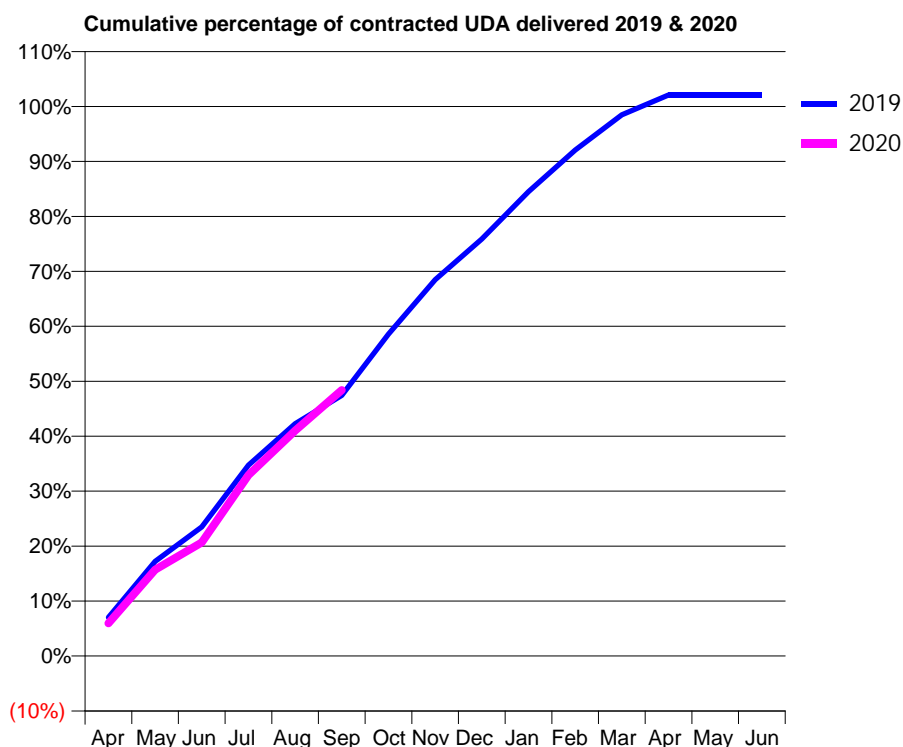
19/20 Contracted general activity (UDA)	19,026
Carry forward general activity (UDA)	0
19/20 Contracted orthodontic activity (UOA)	0
Carry forward orthodontic activity (UOA)	0
Baseline contract value	£555,404.26

ACCESS*

Patients seen in 24 months	Total	Change since previous quarter
Quarter ending September 2018	6,651	
Quarter ending December 2018	6,714	→
Quarter ending March 2019	6,716	→
Quarter ending June 2019	6,755	→
Quarter ending September 2019	6,751	→
Variance since September 2018	1.5%	→



ACTIVITY



Month	Adjusted Scheduled Activity (UDA)	
	2019	2020
April	1,339	1,133
May	3,281	2,991
June	4,470	3,930
July	6,609	6,261
August	8,041	7,804
September	9,023	9,205
October	11,141	
November	13,032	
December	14,435	
January	16,076	
February	17,521	
March	18,738	
April	19,420	
May	19,421	
June	19,421	

QUALITY

	Quantity	Base Number	Contract	AT	Region	England
% of FP17s for the same patient ID Re-attending within 3 months - Children	100	1,393	7.2%	11.5%	12.1%	11.5%
% of FP17s for the same patient ID Re-attending within 3 months - Adults	517	4,590	11.3%	16.1%	15.6%	15.4%
% of FP17s for the same patient ID Re-attending between 3 & 9 months - Children	1,007	1,393	72.3%	59.3%	61.2%	59.7%
% of FP17s for the same patient ID Re-attending between 3 & 9 months - Adults	3,263	4,590	71.1%	51.9%	54.3%	51.7%
% of FP17s for Band 1 Urgent Courses	239	5,529	4.3%	10.4%	9.1%	9.2%
% of FP17s Relating to Free Repair or Replacements	33	5,529	0.6%	0.8%	0.9%	0.7%
% of FP17s Relating to Continuations	44	5,529	0.8%	0.8%	1.0%	0.8%
% of Patients satisfied with the dentistry they have received	1	1	N/A	92.3%	94.4%	93.5%
% of Patients satisfied with the time they had to wait for an appointment	1	1	N/A	87.3%	88.1%	87.4%

* This is based on patients treated on this contract for their most recent course of treatment.

Figures in italics indicate the base number of FP17s or Patient Questionnaire responses are less than 100. N/A is shown where the base number of responses is less than 10 during the period. % is calculated as Quantity/Base number*100

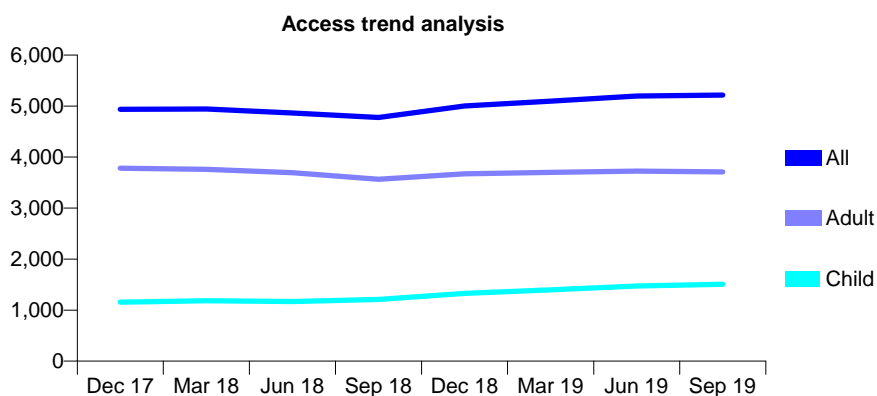
Q46 - Vital Signs At a Glance Contract Report for 324582/0001 - September 2019

Name or company name	Mushtaq and Uddin
Contract type name	GDS Contract
Purpose of contract	General
Contract start date	01/04/2006
Contract end date	

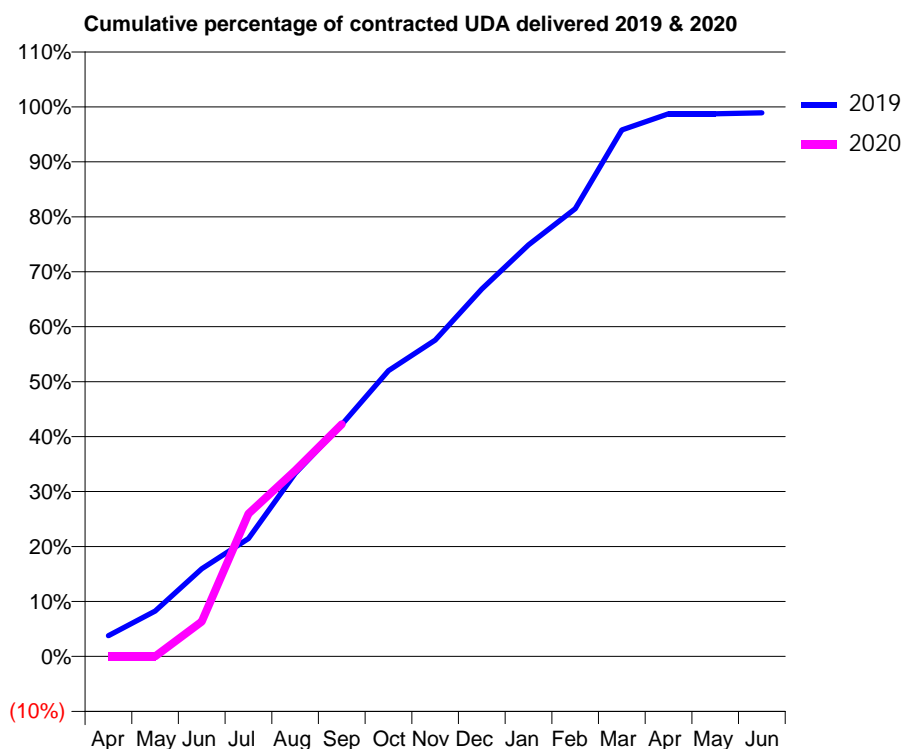
19/20 Contracted general activity (UDA)	15,979
Carry forward general activity (UDA)	0
19/20 Contracted orthodontic activity (UOA)	0
Carry forward orthodontic activity (UOA)	0
Baseline contract value	£477,636.22

ACCESS*

Patients seen in 24 months	Total	Change since previous quarter
Quarter ending September 2018	4,774	
Quarter ending December 2018	5,002	↑
Quarter ending March 2019	5,097	→
Quarter ending June 2019	5,197	→
Quarter ending September 2019	5,216	→
Variance since September 2018	9.3%	↑



ACTIVITY



Month	2019	2020
April	603	0
May	1,321	0
June	2,550	1,015
July	3,428	4,151
August	5,322	5,409
September	6,743	6,749
October	8,308	
November	9,200	
December	10,681	
January	11,969	
February	13,021	
March	15,307	
April	15,776	
May	15,776	
June	15,805	

QUALITY

	Quantity	Base Number	Contract	AT	Region	England
% of FP17s for the same patient ID Re-attending within 3 months - Children	106	1,262	8.4%	11.5%	12.1%	11.5%
% of FP17s for the same patient ID Re-attending within 3 months - Adults	451	2,954	15.3%	16.1%	15.6%	15.4%
% of FP17s for the same patient ID Re-attending between 3 & 9 months - Children	789	1,262	62.5%	59.3%	61.2%	59.7%
% of FP17s for the same patient ID Re-attending between 3 & 9 months - Adults	1,803	2,954	61.0%	51.9%	54.3%	51.7%
% of FP17s for Band 1 Urgent Courses	300	3,435	8.7%	10.4%	9.1%	9.2%
% of FP17s Relating to Free Repair or Replacements	29	3,435	0.8%	0.8%	0.9%	0.7%
% of FP17s Relating to Continuations	12	3,435	0.3%	0.8%	1.0%	0.8%
% of Patients satisfied with the dentistry they have received	2	2	N/A	92.3%	94.4%	93.5%
% of Patients satisfied with the time they had to wait for an appointment	2	2	N/A	87.3%	88.1%	87.4%

* This is based on patients treated on this contract for their most recent course of treatment. Figures in italics indicate the base number of FP17s or Patient Questionnaire responses are less than 100. N/A is shown where the base number of responses is less than 10 during the period. % is calculated as Quantity/Base number*100

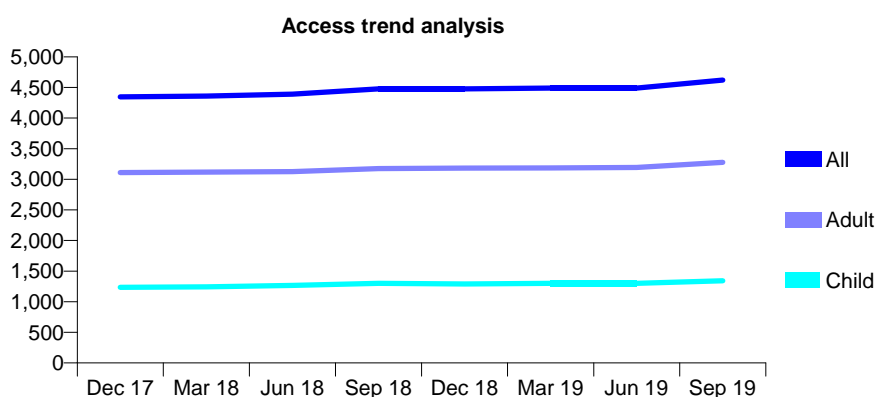
Q46 - Vital Signs At a Glance Contract Report for 325120/0001 - September 2019

Name or company name	MR JC SLATTERY
Contract type name	GDS Contract
Purpose of contract	General
Contract start date	01/04/2006
Contract end date	

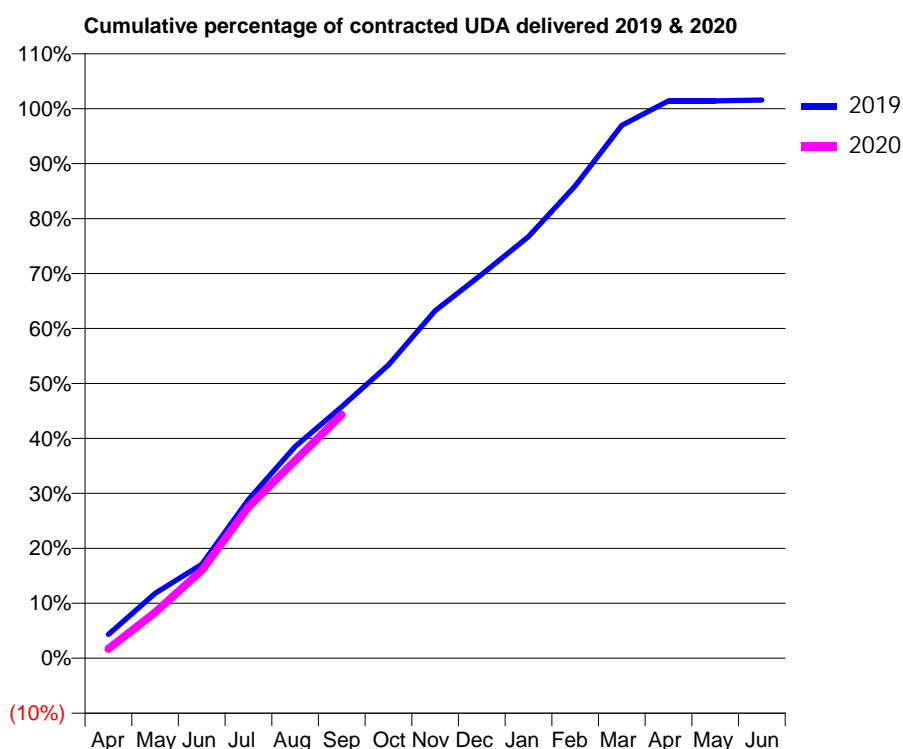
19/20 Contracted general activity (UDA)	14,562
Carry forward general activity (UDA)	0
19/20 Contracted orthodontic activity (UOA)	0
Carry forward orthodontic activity (UOA)	0
Baseline contract value	£398,541.07

ACCESS*

Patients seen in 24 months	Total	Change since previous quarter
Quarter ending September 2018	4,477	
Quarter ending December 2018	4,475	→
Quarter ending March 2019	4,489	→
Quarter ending June 2019	4,492	→
Quarter ending September 2019	4,620	↑
Variance since September 2018	3.2%	↑



ACTIVITY



Month	2019	2020
April	624	249
May	1,694	1,214
June	2,451	2,327
July	4,146	4,009
August	5,534	5,238
September	6,571	6,456
October	7,666	
November	9,082	
December	10,034	
January	11,020	
February	12,347	
March	13,927	
April	14,571	
May	14,571	
June	14,591	

QUALITY

	Quantity	Base Number	Contract	AT	Region	England
% of FP17s for the same patient ID Re-attending within 3 months - Children	67	819	8.2%	11.5%	12.1%	11.5%
% of FP17s for the same patient ID Re-attending within 3 months - Adults	308	2,035	15.1%	16.1%	15.6%	15.4%
% of FP17s for the same patient ID Re-attending between 3 & 9 months - Children	393	819	48.0%	59.3%	61.2%	59.7%
% of FP17s for the same patient ID Re-attending between 3 & 9 months - Adults	858	2,035	42.2%	51.9%	54.3%	51.7%
% of FP17s for Band 1 Urgent Courses	367	2,583	14.2%	10.4%	9.1%	9.2%
% of FP17s Relating to Free Repair or Replacements	18	2,583	0.7%	0.8%	0.9%	0.7%
% of FP17s Relating to Continuations	61	2,583	2.4%	0.8%	1.0%	0.8%
% of Patients satisfied with the dentistry they have received	0	0	N/A	92.3%	94.4%	93.5%
% of Patients satisfied with the time they had to wait for an appointment	0	0	N/A	87.3%	88.1%	87.4%

* This is based on patients treated on this contract for their most recent course of treatment. Figures in italics indicate the base number of FP17s or Patient Questionnaire responses are less than 100. N/A is shown where the base number of responses is less than 10 during the period. % is calculated as Quantity/Base number*100

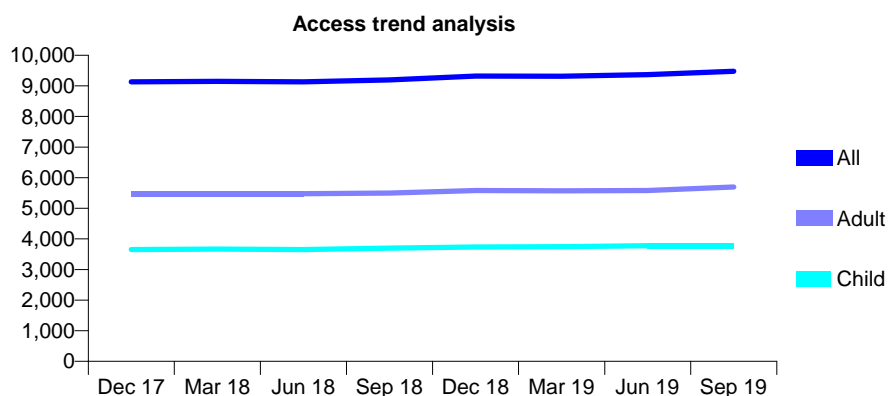
Q46 - Vital Signs At a Glance Contract Report for 326453/0001 - September 2019

Name or company name	Dr I Saleem & Colleagues Dental Practice
Contract type name	GDS Contract
Purpose of contract	General
Contract start date	01/04/2006
Contract end date	

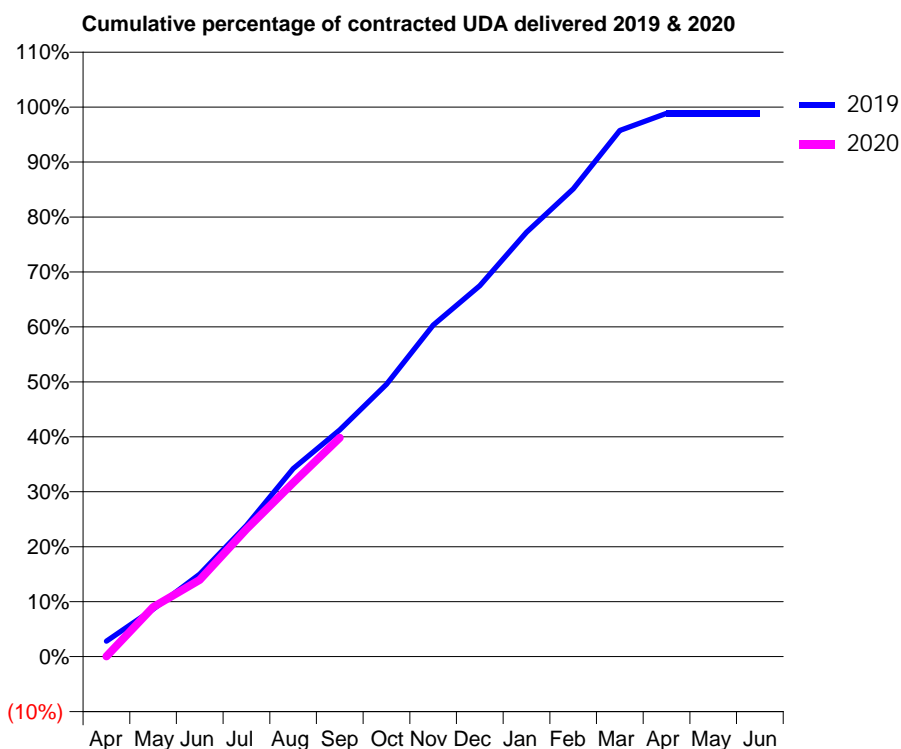
19/20 Contracted general activity (UDA)	20,336
Carry forward general activity (UDA)	0
19/20 Contracted orthodontic activity (UOA)	0
Carry forward orthodontic activity (UOA)	0
Baseline contract value	£702,139.65

ACCESS*

Patients seen in 24 months	Total	Change since previous quarter
Quarter ending September 2018	9,195	
Quarter ending December 2018	9,318	→
Quarter ending March 2019	9,315	→
Quarter ending June 2019	9,366	→
Quarter ending September 2019	9,476	→
Variance since September 2018	3.1%	↑



ACTIVITY



Month	Adjusted Scheduled Activity (UDA)	
	2019	2020
April	568	7
May	1,738	1,834
June	3,023	2,838
July	4,806	4,719
August	6,887	6,434
September	8,308	8,100
October	9,979	
November	12,146	
December	13,596	
January	15,550	
February	17,141	
March	19,281	
April	19,906	
May	19,906	
June	19,906	

QUALITY

	Quantity	Base Number	Contract	AT	Region	England
% of FP17s for the same patient ID Re-attending within 3 months - Children	46	2,151	2.1%	11.5%	12.1%	11.5%
% of FP17s for the same patient ID Re-attending within 3 months - Adults	148	2,747	5.4%	16.1%	15.6%	15.4%
% of FP17s for the same patient ID Re-attending between 3 & 9 months - Children	1,121	2,151	52.1%	59.3%	61.2%	59.7%
% of FP17s for the same patient ID Re-attending between 3 & 9 months - Adults	1,172	2,747	42.7%	51.9%	54.3%	51.7%
% of FP17s for Band 1 Urgent Courses	126	3,996	3.2%	10.4%	9.1%	9.2%
% of FP17s Relating to Free Repair or Replacements	0	3,996	0.0%	0.8%	0.9%	0.7%
% of FP17s Relating to Continuations	13	3,996	0.3%	0.8%	1.0%	0.8%
% of Patients satisfied with the dentistry they have received	0	0	N/A	92.3%	94.4%	93.5%
% of Patients satisfied with the time they had to wait for an appointment	0	0	N/A	87.3%	88.1%	87.4%

* This is based on patients treated on this contract for their most recent course of treatment. Figures in italics indicate the base number of FP17s or Patient Questionnaire responses are less than 100. N/A is shown where the base number of responses is less than 10 during the period. % is calculated as Quantity/Base number*100

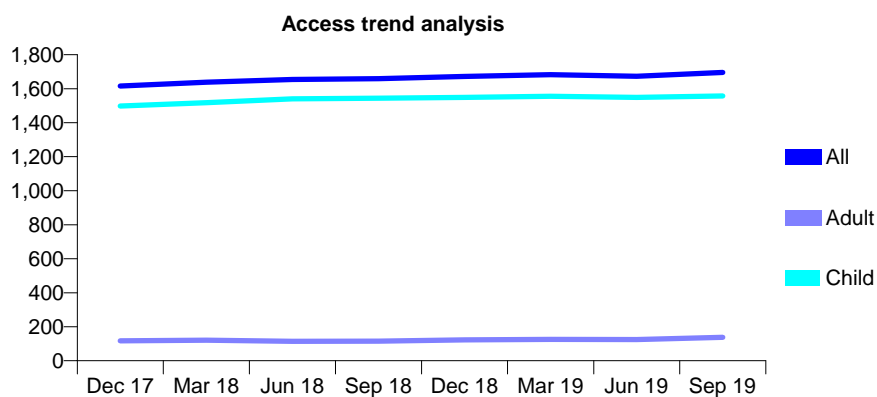
Q46 - Vital Signs At a Glance Contract Report for 329622/0001 - September 2019

Name or company name	MR SD HOWARTH
Contract type name	GDS Contract
Purpose of contract	General
Contract start date	01/04/2006
Contract end date	

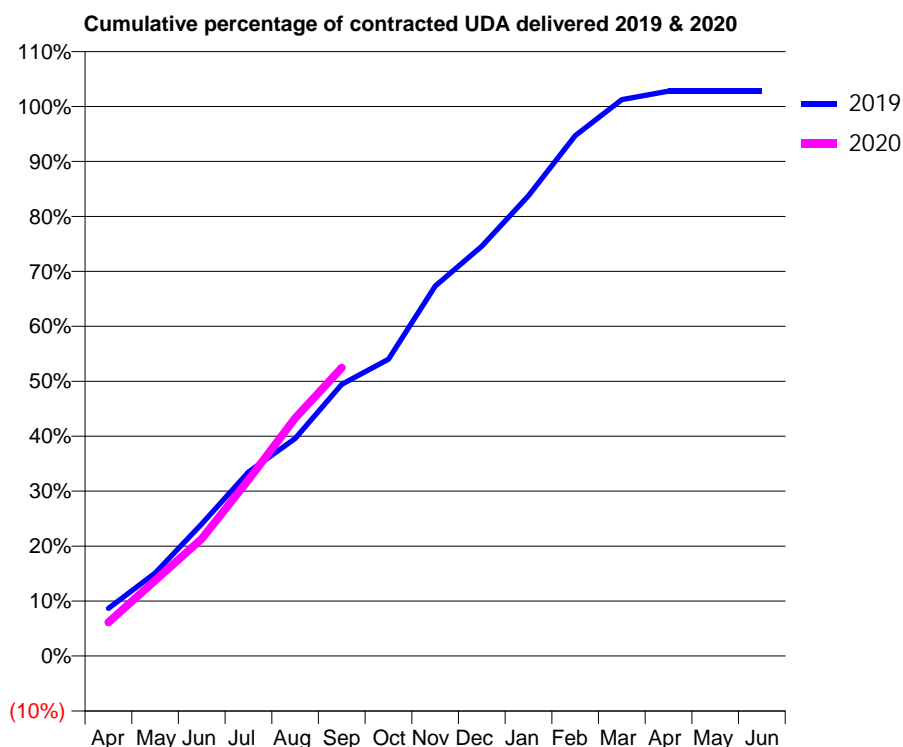
19/20 Contracted general activity (UDA)	3,000
Carry forward general activity (UDA)	0
19/20 Contracted orthodontic activity (UOA)	0
Carry forward orthodontic activity (UOA)	0
Baseline contract value	£75,914.31

ACCESS*

Patients seen in 24 months	Total	Change since previous quarter
Quarter ending September 2018	1,659	
Quarter ending December 2018	1,672	→
Quarter ending March 2019	1,682	→
Quarter ending June 2019	1,673	→
Quarter ending September 2019	1,695	→
Variance since September 2018	2.2%	↑



ACTIVITY



Month	Adjusted Scheduled Activity (UDA)	
	2019	2020
April	260	184
May	453	413
June	721	641
July	1,005	962
August	1,188	1,298
September	1,484	1,573
October	1,620	
November	2,020	
December	2,237	
January	2,512	
February	2,840	
March	3,037	
April	3,083	
May	3,083	
June	3,083	

QUALITY

	Quantity	Base Number	Contract	AT	Region	England
% of FP17s for the same patient ID Re-attending within 3 months - Children	129	1,346	9.6%	11.5%	12.1%	11.5%
% of FP17s for the same patient ID Re-attending within 3 months - Adults	0	0	N/A	16.1%	15.6%	15.4%
% of FP17s for the same patient ID Re-attending between 3 & 9 months - Children	911	1,346	67.7%	59.3%	61.2%	59.7%
% of FP17s for the same patient ID Re-attending between 3 & 9 months - Adults	0	0	N/A	51.9%	54.3%	51.7%
% of FP17s for Band 1 Urgent Courses	67	1,311	5.1%	10.4%	9.1%	9.2%
% of FP17s Relating to Free Repair or Replacements	0	1,311	0.0%	0.8%	0.9%	0.7%
% of FP17s Relating to Continuations	0	1,311	0.0%	0.8%	1.0%	0.8%
% of Patients satisfied with the dentistry they have received	0	0	N/A	92.3%	94.4%	93.5%
% of Patients satisfied with the time they had to wait for an appointment	0	0	N/A	87.3%	88.1%	87.4%

* This is based on patients treated on this contract for their most recent course of treatment. Figures in italics indicate the base number of FP17s or Patient Questionnaire responses are less than 100. N/A is shown where the base number of responses is less than 10 during the period. % is calculated as Quantity/Base number*100

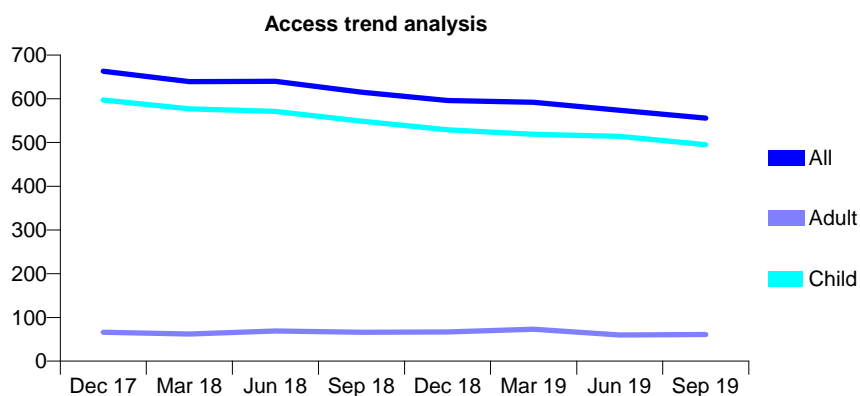
Q46 - Vital Signs At a Glance Contract Report for 333379/0001 - September 2019

Name or company name	MR AK JAIN
Contract type name	GDS Contract
Purpose of contract	General
Contract start date	01/04/2006
Contract end date	

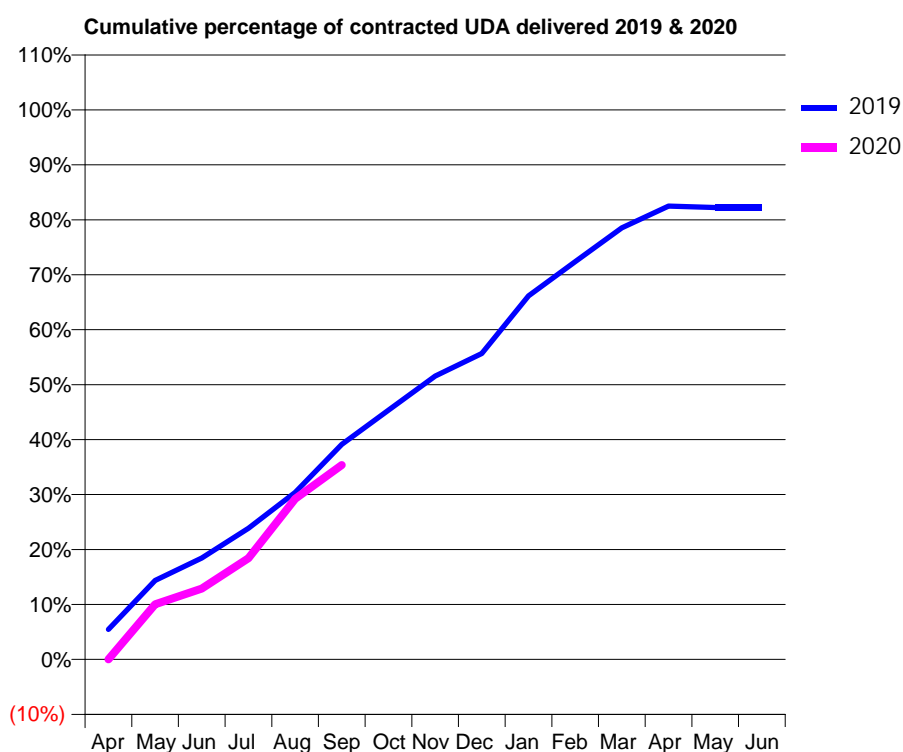
19/20 Contracted general activity (UDA)	1,535
Carry forward general activity (UDA)	0
19/20 Contracted orthodontic activity (UOA)	0
Carry forward orthodontic activity (UOA)	0
Baseline contract value	£38,842.82

ACCESS*

Patients seen in 24 months	Total	Change since previous quarter
Quarter ending September 2018	615	
Quarter ending December 2018	596	↓
Quarter ending March 2019	592	→
Quarter ending June 2019	574	↓
Quarter ending September 2019	556	↓
Variance since September 2018	(9.6%)	↓



ACTIVITY



Month	2019	2020
April	84	0
May	221	154
June	283	198
July	366	283
August	467	449
September	601	543
October	696	
November	791	
December	854	
January	1,016	
February	1,111	
March	1,205	
April	1,266	
May	1,262	
June	1,262	

QUALITY

	Quantity	Base Number	Contract	AT	Region	England
% of FP17s for the same patient ID Re-attending within 3 months - Children	18	381	4.7%	11.5%	12.1%	11.5%
% of FP17s for the same patient ID Re-attending within 3 months - Adults	0	16	0.0%	16.1%	15.6%	15.4%
% of FP17s for the same patient ID Re-attending between 3 & 9 months - Children	284	381	74.5%	59.3%	61.2%	59.7%
% of FP17s for the same patient ID Re-attending between 3 & 9 months - Adults	12	16	75.0%	51.9%	54.3%	51.7%
% of FP17s for Band 1 Urgent Courses	4	365	1.1%	10.4%	9.1%	9.2%
% of FP17s Relating to Free Repair or Replacements	0	365	0.0%	0.8%	0.9%	0.7%
% of FP17s Relating to Continuations	0	365	0.0%	0.8%	1.0%	0.8%
% of Patients satisfied with the dentistry they have received	0	0	N/A	92.3%	94.4%	93.5%
% of Patients satisfied with the time they had to wait for an appointment	0	0	N/A	87.3%	88.1%	87.4%

* This is based on patients treated on this contract for their most recent course of treatment. Figures in italics indicate the base number of FP17s or Patient Questionnaire responses are less than 100. N/A is shown where the base number of responses is less than 10 during the period. % is calculated as Quantity/Base number*100

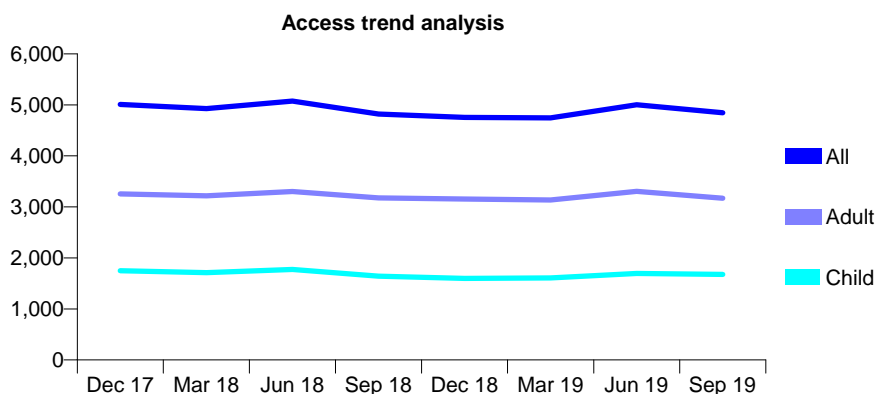
Q46 - Vital Signs At a Glance Contract Report for 336815/0001 - September 2019

Name or company name	MR S PATEL
Contract type name	GDS Contract
Purpose of contract	General
Contract start date	18/03/2010
Contract end date	

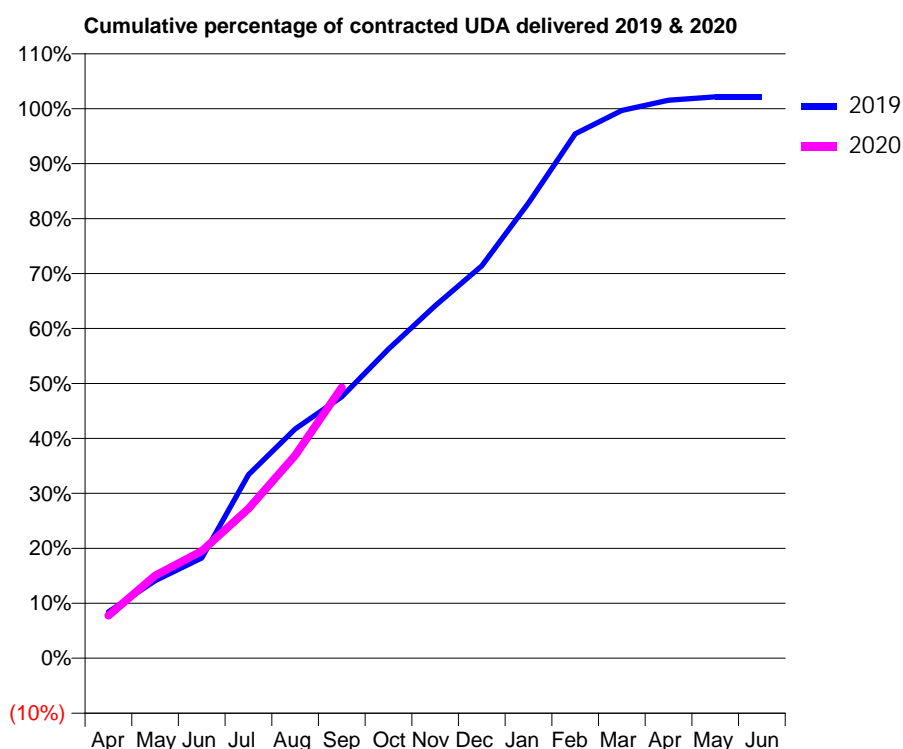
19/20 Contracted general activity (UDA)	11,938
Carry forward general activity (UDA)	0
19/20 Contracted orthodontic activity (UOA)	0
Carry forward orthodontic activity (UOA)	0
Baseline contract value	£338,646.87

ACCESS*

Patients seen in 24 months	Total	Change since previous quarter
Quarter ending September 2018	4,820	
Quarter ending December 2018	4,753	↓
Quarter ending March 2019	4,744	→
Quarter ending June 2019	5,002	↑
Quarter ending September 2019	4,847	↓
Variance since September 2018	0.6%	→



ACTIVITY



Month	2019	2020
April	1,007	928
May	1,683	1,798
June	2,176	2,326
July	3,987	3,249
August	4,980	4,409
September	5,679	5,880
October	6,717	
November	7,657	
December	8,522	
January	9,888	
February	11,393	
March	11,898	
April	12,122	
May	12,195	
June	12,195	

QUALITY

	Quantity	Base Number	Contract	AT	Region	England
% of FP17s for the same patient ID Re-attending within 3 months - Children	133	1,493	8.9%	11.5%	12.1%	11.5%
% of FP17s for the same patient ID Re-attending within 3 months - Adults	455	2,603	17.5%	16.1%	15.6%	15.4%
% of FP17s for the same patient ID Re-attending between 3 & 9 months - Children	892	1,493	59.7%	59.3%	61.2%	59.7%
% of FP17s for the same patient ID Re-attending between 3 & 9 months - Adults	1,405	2,603	54.0%	51.9%	54.3%	51.7%
% of FP17s for Band 1 Urgent Courses	372	3,209	11.6%	10.4%	9.1%	9.2%
% of FP17s Relating to Free Repair or Replacements	12	3,209	0.4%	0.8%	0.9%	0.7%
% of FP17s Relating to Continuations	10	3,209	0.3%	0.8%	1.0%	0.8%
% of Patients satisfied with the dentistry they have received	1	1	N/A	92.3%	94.4%	93.5%
% of Patients satisfied with the time they had to wait for an appointment	1	1	N/A	87.3%	88.1%	87.4%

* This is based on patients treated on this contract for their most recent course of treatment.

Figures in italics indicate the base number of FP17s or Patient Questionnaire responses are less than 100. N/A is shown where the base number of responses is less than 10 during the period. % is calculated as Quantity/Base number*100

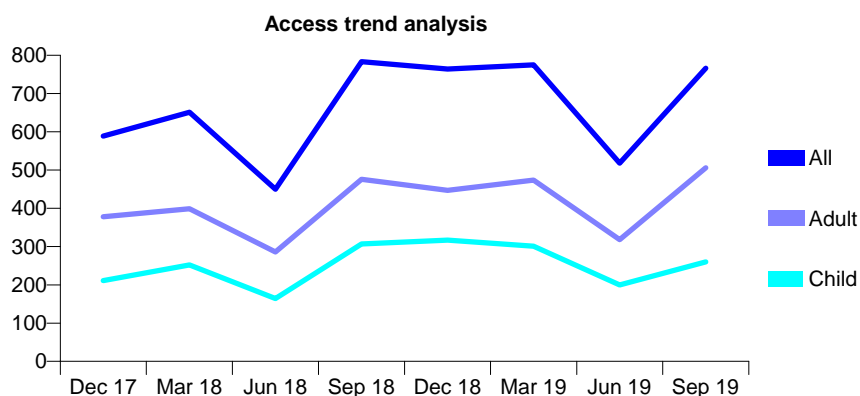
Q46 - Vital Signs At a Glance Contract Report for 336815/0002 - September 2019

Name or company name	MR S PATEL
Contract type name	GDS Contract
Purpose of contract	General
Contract start date	18/03/2010
Contract end date	

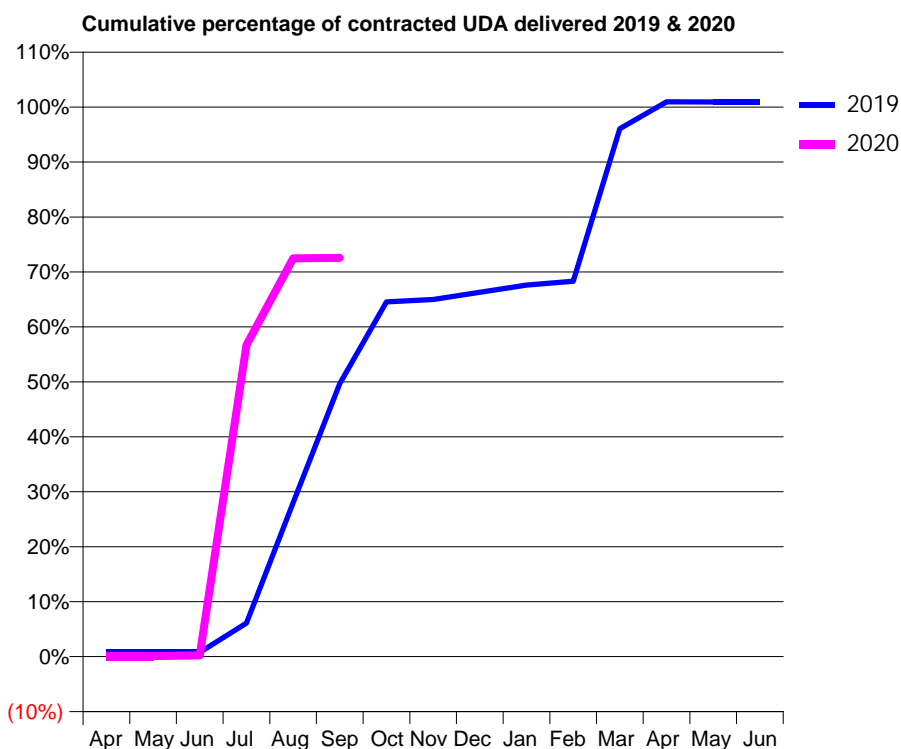
19/20 Contracted general activity (UDA)	1,900
Carry forward general activity (UDA)	0
19/20 Contracted orthodontic activity (UOA)	0
Carry forward orthodontic activity (UOA)	0
Baseline contract value	£46,010.55

ACCESS*

Patients seen in 24 months	Total	Change since previous quarter
Quarter ending September 2018	783	
Quarter ending December 2018	764	↓
Quarter ending March 2019	775	→
Quarter ending June 2019	518	↓
Quarter ending September 2019	766	↑
Variance since September 2018	(2.2%)	↓



ACTIVITY



Month	Adjusted Scheduled Activity (UDA)	
	2019	2020
April	15	2
May	15	2
June	15	4
July	116	1,077
August	533	1,377
September	944	1,378
October	1,226	
November	1,235	
December	1,259	
January	1,285	
February	1,298	
March	1,825	
April	1,918	
May	1,917	
June	1,917	

QUALITY

	Quantity	Base Number	Contract	AT	Region	England
% of FP17s for the same patient ID Re-attending within 3 months - Children	15	313	4.8%	11.5%	12.1%	11.5%
% of FP17s for the same patient ID Re-attending within 3 months - Adults	22	486	4.5%	16.1%	15.6%	15.4%
% of FP17s for the same patient ID Re-attending between 3 & 9 months - Children	34	313	10.9%	59.3%	61.2%	59.7%
% of FP17s for the same patient ID Re-attending between 3 & 9 months - Adults	35	486	7.2%	51.9%	54.3%	51.7%
% of FP17s for Band 1 Urgent Courses	71	748	9.5%	10.4%	9.1%	9.2%
% of FP17s Relating to Free Repair or Replacements	1	748	0.1%	0.8%	0.9%	0.7%
% of FP17s Relating to Continuations	0	748	0.0%	0.8%	1.0%	0.8%
% of Patients satisfied with the dentistry they have received	0	0	N/A	92.3%	94.4%	93.5%
% of Patients satisfied with the time they had to wait for an appointment	0	0	N/A	87.3%	88.1%	87.4%

* This is based on patients treated on this contract for their most recent course of treatment. Figures in italics indicate the base number of FP17s or Patient Questionnaire responses are less than 100. N/A is shown where the base number of responses is less than 10 during the period. % is calculated as Quantity/Base number*100

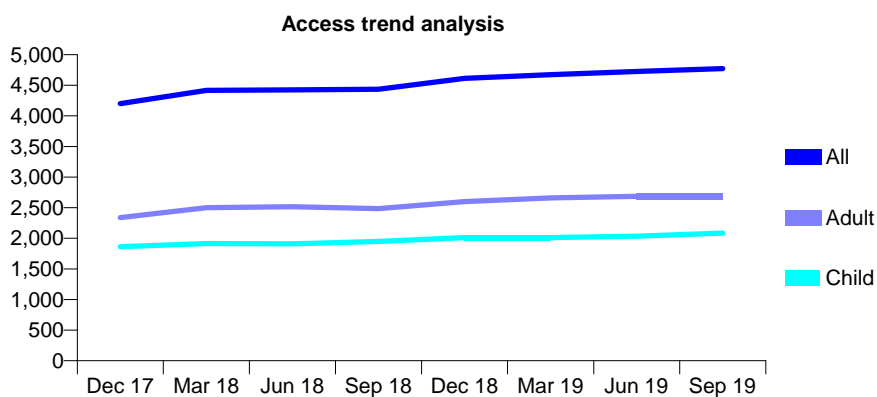
Q46 - Vital Signs At a Glance Contract Report for 339881/0001 - September 2019

Name or company name	MR S MIRTORABI
Contract type name	GDS Contract
Purpose of contract	General
Contract start date	01/04/2006
Contract end date	

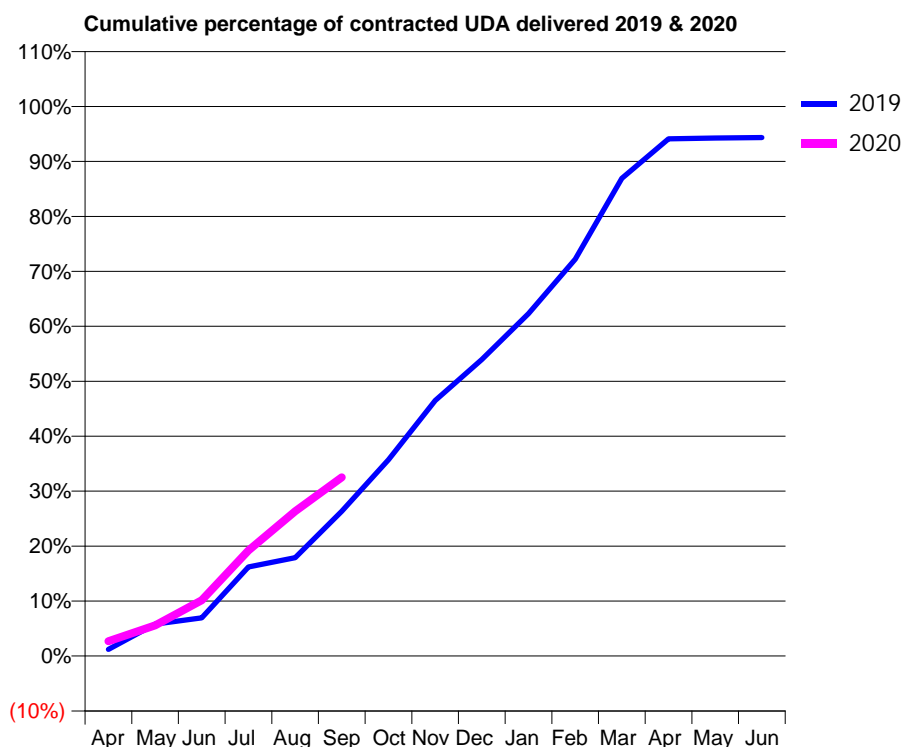
19/20 Contracted general activity (UDA)	10,570
Carry forward general activity (UDA)	0
19/20 Contracted orthodontic activity (UOA)	0
Carry forward orthodontic activity (UOA)	0
Baseline contract value	£346,126.19

ACCESS*

Patients seen in 24 months	Total	Change since previous quarter
Quarter ending September 2018	4,434	
Quarter ending December 2018	4,614	↑
Quarter ending March 2019	4,673	→
Quarter ending June 2019	4,724	→
Quarter ending September 2019	4,772	→
Variance since September 2018	7.6%	↑



ACTIVITY



Month	Adjusted Scheduled Activity (UDA)	
	2019	2020
April	126	285
May	613	590
June	734	1,072
July	1,713	2,030
August	1,893	2,784
September	2,785	3,439
October	3,776	
November	4,917	
December	5,704	
January	6,585	
February	7,631	
March	9,187	
April	9,949	
May	9,965	
June	9,972	

QUALITY

	Quantity	Base Number	Contract	AT	Region	England
% of FP17s for the same patient ID Re-attending within 3 months - Children	120	1,454	8.3%	11.5%	12.1%	11.5%
% of FP17s for the same patient ID Re-attending within 3 months - Adults	109	1,129	9.7%	16.1%	15.6%	15.4%
% of FP17s for the same patient ID Re-attending between 3 & 9 months - Children	830	1,454	57.1%	59.3%	61.2%	59.7%
% of FP17s for the same patient ID Re-attending between 3 & 9 months - Adults	454	1,129	40.2%	51.9%	54.3%	51.7%
% of FP17s for Band 1 Urgent Courses	111	1,762	6.3%	10.4%	9.1%	9.2%
% of FP17s Relating to Free Repair or Replacements	1	1,762	0.1%	0.8%	0.9%	0.7%
% of FP17s Relating to Continuations	8	1,762	0.5%	0.8%	1.0%	0.8%
% of Patients satisfied with the dentistry they have received	1	1	N/A	92.3%	94.4%	93.5%
% of Patients satisfied with the time they had to wait for an appointment	1	1	N/A	87.3%	88.1%	87.4%

* This is based on patients treated on this contract for their most recent course of treatment. Figures in italics indicate the base number of FP17s or Patient Questionnaire responses are less than 100. N/A is shown where the base number of responses is less than 10 during the period. % is calculated as Quantity/Base number*100

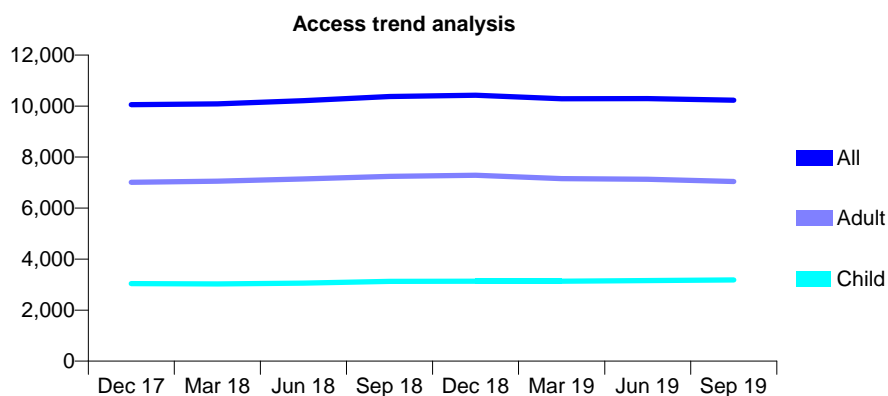
Q46 - Vital Signs At a Glance Contract Report for 342327/0001 - September 2019

Name or company name	MR MK MUSHTAQ
Contract type name	GDS Contract
Purpose of contract	General
Contract start date	01/04/2006
Contract end date	

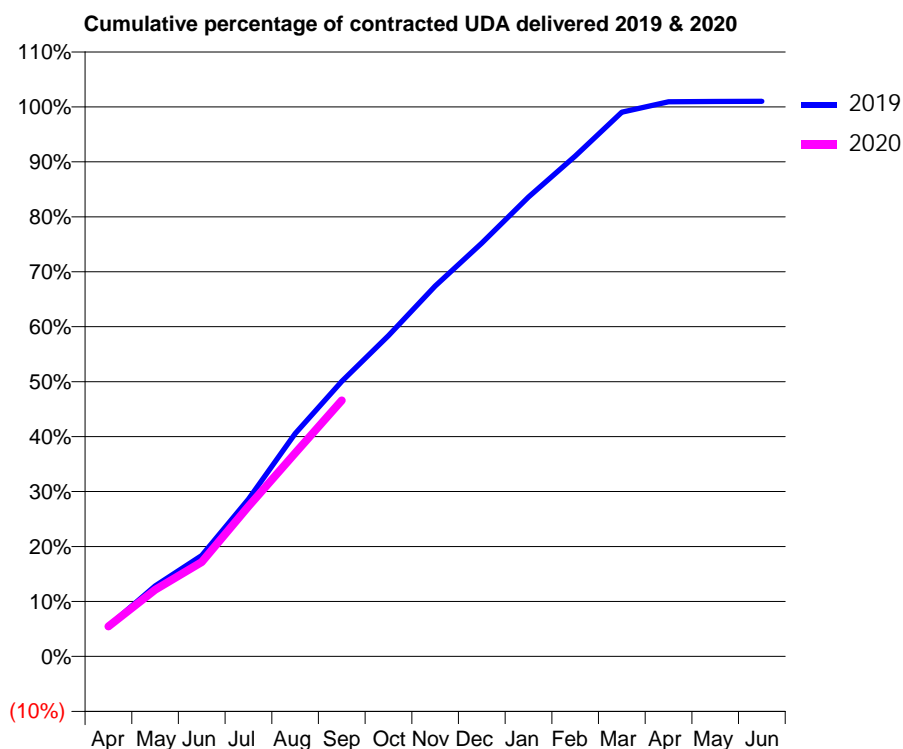
19/20 Contracted general activity (UDA)	22,660
Carry forward general activity (UDA)	0
19/20 Contracted orthodontic activity (UOA)	0
Carry forward orthodontic activity (UOA)	0
Baseline contract value	£621,386.31

ACCESS*

Patients seen in 24 months	Total	Change since previous quarter
Quarter ending September 2018	10,374	
Quarter ending December 2018	10,421	→
Quarter ending March 2019	10,290	↓
Quarter ending June 2019	10,291	→
Quarter ending September 2019	10,230	→
Variance since September 2018	(1.4%)	↓



ACTIVITY



Month	2019	2020
April	1,250	1,238
May	2,907	2,747
June	4,160	3,889
July	6,486	6,188
August	9,194	8,385
September	11,344	10,554
October	13,227	
November	15,272	
December	17,043	
January	18,942	
February	20,635	
March	22,437	
April	22,866	
May	22,885	
June	22,888	

QUALITY

	Quantity	Base Number	Contract	AT	Region	England
% of FP17s for the same patient ID Re-attending within 3 months - Children	109	2,151	5.1%	11.5%	12.1%	11.5%
% of FP17s for the same patient ID Re-attending within 3 months - Adults	569	4,047	14.1%	16.1%	15.6%	15.4%
% of FP17s for the same patient ID Re-attending between 3 & 9 months - Children	1,175	2,151	54.6%	59.3%	61.2%	59.7%
% of FP17s for the same patient ID Re-attending between 3 & 9 months - Adults	1,870	4,047	46.2%	51.9%	54.3%	51.7%
% of FP17s for Band 1 Urgent Courses	412	5,353	7.7%	10.4%	9.1%	9.2%
% of FP17s Relating to Free Repair or Replacements	81	5,353	1.5%	0.8%	0.9%	0.7%
% of FP17s Relating to Continuations	15	5,353	0.3%	0.8%	1.0%	0.8%
% of Patients satisfied with the dentistry they have received	3	3	N/A	92.3%	94.4%	93.5%
% of Patients satisfied with the time they had to wait for an appointment	1	3	N/A	87.3%	88.1%	87.4%

* This is based on patients treated on this contract for their most recent course of treatment. Figures in italics indicate the base number of FP17s or Patient Questionnaire responses are less than 100. N/A is shown where the base number of responses is less than 10 during the period. % is calculated as Quantity/Base number*100

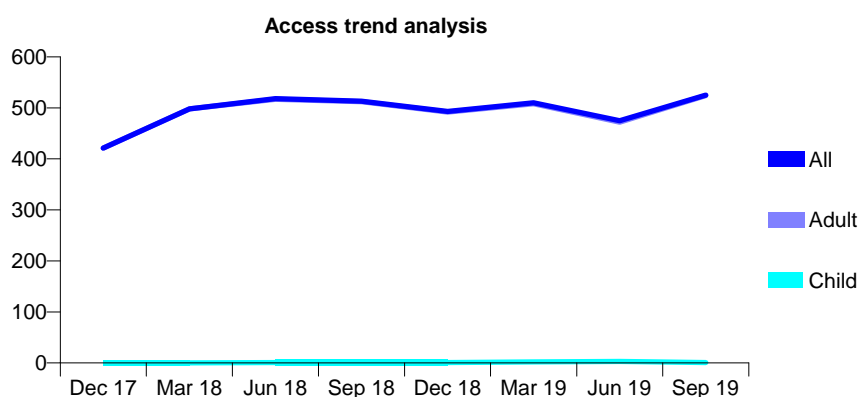
Q46 - Vital Signs At a Glance Contract Report for 342327/0002 - September 2019

Name or company name	MR MK MUSHTAQ
Contract type name	PDS Contract
Purpose of contract	General
Contract start date	01/04/2013
Contract end date	31/03/2020

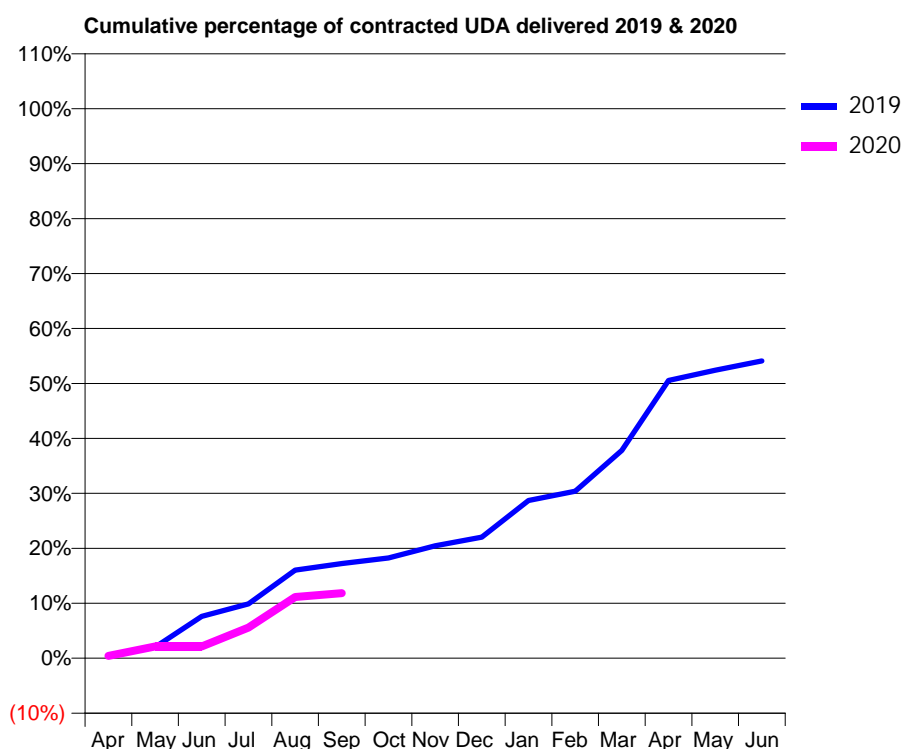
19/20 Contracted general activity (UDA)	700
Carry forward general activity (UDA)	0
19/20 Contracted orthodontic activity (UOA)	0
Carry forward orthodontic activity (UOA)	0
Baseline contract value	£60,777.78

ACCESS*

Patients seen in 24 months	Total	Change since previous quarter
Quarter ending September 2018	513	
Quarter ending December 2018	493	↓
Quarter ending March 2019	510	↑
Quarter ending June 2019	475	↓
Quarter ending September 2019	525	↑
Variance since September 2018	2.3%	↑



ACTIVITY



Month	2019	2020
April	3	3
May	14	15
June	53	15
July	69	39
August	112	78
September	121	83
October	128	
November	143	
December	154	
January	201	
February	213	
March	265	
April	354	
May	367	
June	379	

QUALITY

	Quantity	Base Number	Contract	AT	Region	England
% of FP17s for the same patient ID Re-attending within 3 months - Children	0	2	0.0%	11.5%	12.1%	11.5%
% of FP17s for the same patient ID Re-attending within 3 months - Adults	1	172	0.6%	16.1%	15.6%	15.4%
% of FP17s for the same patient ID Re-attending between 3 & 9 months - Children	0	2	0.0%	59.3%	61.2%	59.7%
% of FP17s for the same patient ID Re-attending between 3 & 9 months - Adults	4	172	2.3%	51.9%	54.3%	51.7%
% of FP17s for Band 1 Urgent Courses	0	73	0.0%	10.4%	9.1%	9.2%
% of FP17s Relating to Free Repair or Replacements	0	73	0.0%	0.8%	0.9%	0.7%
% of FP17s Relating to Continuations	0	73	0.0%	0.8%	1.0%	0.8%
% of Patients satisfied with the dentistry they have received	0	0	N/A	92.3%	94.4%	93.5%
% of Patients satisfied with the time they had to wait for an appointment	0	0	N/A	87.3%	88.1%	87.4%

* This is based on patients treated on this contract for their most recent course of treatment.

Figures in italics indicate the base number of FP17s or Patient Questionnaire responses are less than 100. N/A is shown where the base number of responses is less than 10 during the period. % is calculated as Quantity/Base number*100

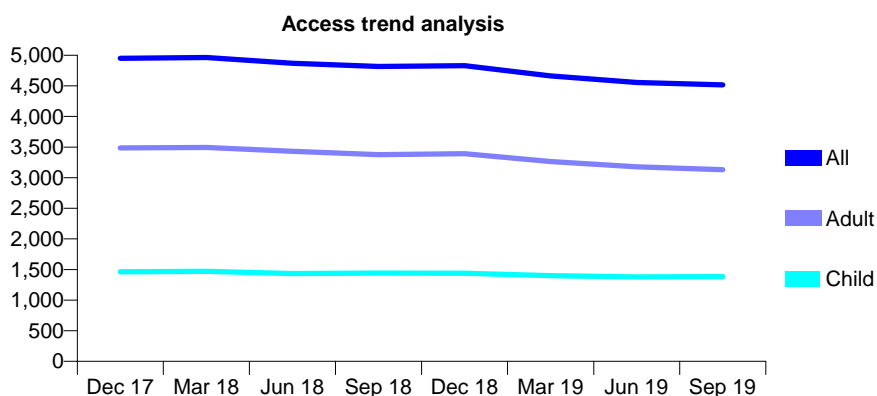
Q46 - Vital Signs At a Glance Contract Report for 356956/0001 - September 2019

Name or company name	MF Dental Partners
Contract type name	GDS Contract
Purpose of contract	General
Contract start date	18/09/2007
Contract end date	

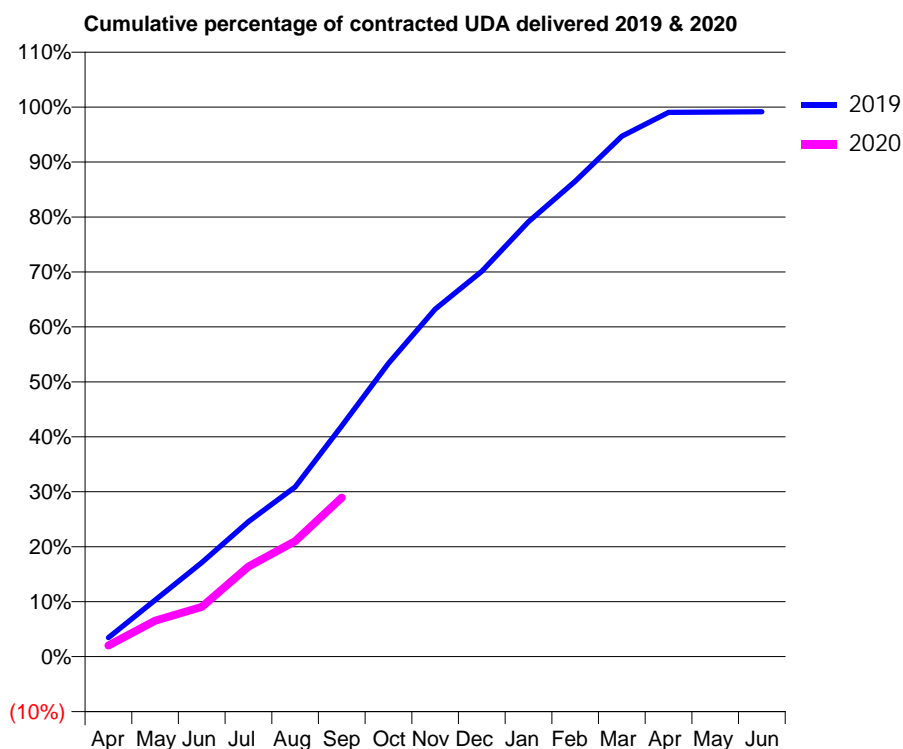
19/20 Contracted general activity (UDA)	10,000
Carry forward general activity (UDA)	0
19/20 Contracted orthodontic activity (UOA)	0
Carry forward orthodontic activity (UOA)	0
Baseline contract value	£262,734.99

ACCESS*

Patients seen in 24 months	Total	Change since previous quarter
Quarter ending September 2018	4,816	
Quarter ending December 2018	4,831	→
Quarter ending March 2019	4,664	↓
Quarter ending June 2019	4,555	↓
Quarter ending September 2019	4,516	→
Variance since September 2018	(6.2%)	↓



ACTIVITY



Month	Adjusted Scheduled Activity (UDA)	
	2019	2020
April	345	203
May	1,030	654
June	1,712	904
July	2,457	1,640
August	3,087	2,100
September	4,197	2,894
October	5,338	
November	6,324	
December	7,012	
January	7,915	
February	8,650	
March	9,470	
April	9,902	
May	9,908	
June	9,913	

QUALITY

	Quantity	Base Number	Contract	AT	Region	England
% of FP17s for the same patient ID Re-attending within 3 months - Children	53	796	6.7%	11.5%	12.1%	11.5%
% of FP17s for the same patient ID Re-attending within 3 months - Adults	195	1,500	13.0%	16.1%	15.6%	15.4%
% of FP17s for the same patient ID Re-attending between 3 & 9 months - Children	460	796	57.8%	59.3%	61.2%	59.7%
% of FP17s for the same patient ID Re-attending between 3 & 9 months - Adults	843	1,500	56.2%	51.9%	54.3%	51.7%
% of FP17s for Band 1 Urgent Courses	141	1,550	9.1%	10.4%	9.1%	9.2%
% of FP17s Relating to Free Repair or Replacements	17	1,550	1.1%	0.8%	0.9%	0.7%
% of FP17s Relating to Continuations	3	1,550	0.2%	0.8%	1.0%	0.8%
% of Patients satisfied with the dentistry they have received	0	0	N/A	92.3%	94.4%	93.5%
% of Patients satisfied with the time they had to wait for an appointment	0	0	N/A	87.3%	88.1%	87.4%

* This is based on patients treated on this contract for their most recent course of treatment. Figures in italics indicate the base number of FP17s or Patient Questionnaire responses are less than 100. N/A is shown where the base number of responses is less than 10 during the period. % is calculated as Quantity/Base number*100

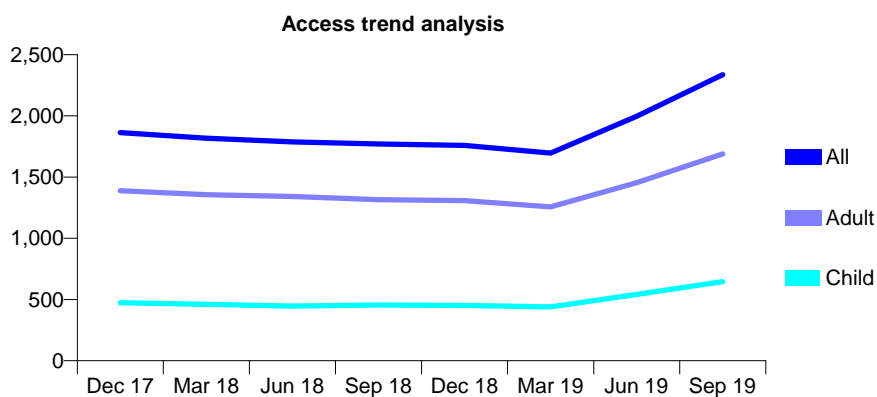
Q46 - Vital Signs At a Glance Contract Report for 356956/0002 - September 2019

Name or company name	MF Dental Partners
Contract type name	GDS Contract
Purpose of contract	General
Contract start date	01/08/2013
Contract end date	

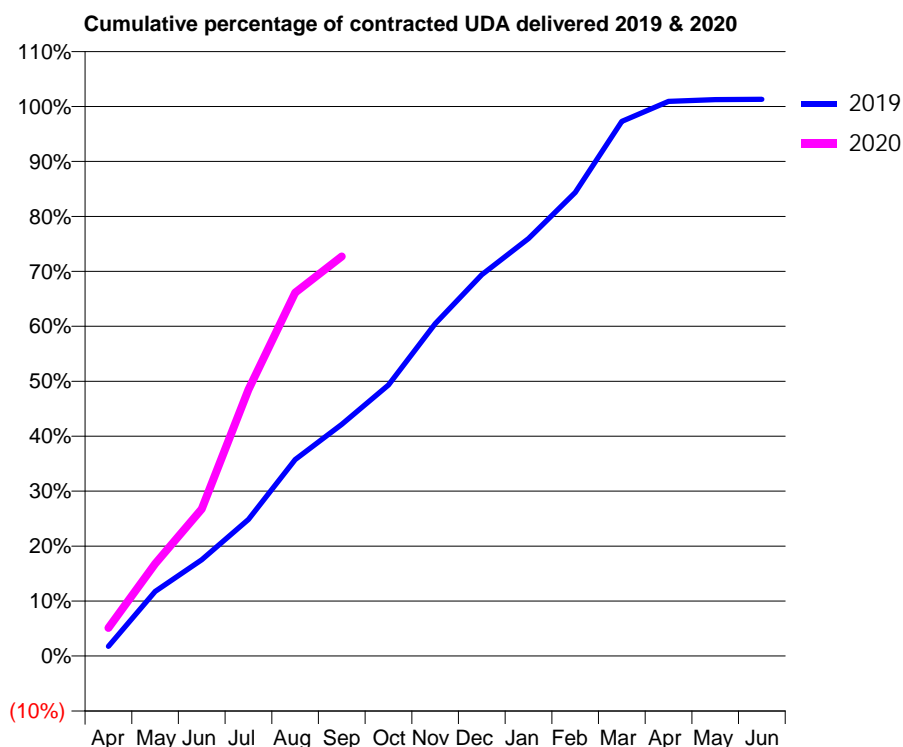
19/20 Contracted general activity (UDA)	5,388
Carry forward general activity (UDA)	0
19/20 Contracted orthodontic activity (UOA)	0
Carry forward orthodontic activity (UOA)	0
Baseline contract value	£152,452.55

ACCESS*

Patients seen in 24 months	Total	Change since previous quarter
Quarter ending September 2018	1,771	
Quarter ending December 2018	1,759	→
Quarter ending March 2019	1,696	↓
Quarter ending June 2019	1,996	↑
Quarter ending September 2019	2,337	↑
Variance since September 2018	32.0%	↑



ACTIVITY



Month	Adjusted Scheduled Activity (UDA)	
	2019	2020
April	94	276
May	634	905
June	945	1,441
July	1,340	2,612
August	1,926	3,563
September	2,272	3,917
October	2,658	
November	3,259	
December	3,738	
January	4,093	
February	4,545	
March	5,241	
April	5,437	
May	5,455	
June	5,458	

QUALITY

	Quantity	Base Number	Contract	AT	Region	England
% of FP17s for the same patient ID Re-attending within 3 months - Children	32	498	6.4%	11.5%	12.1%	11.5%
% of FP17s for the same patient ID Re-attending within 3 months - Adults	156	1,254	12.4%	16.1%	15.6%	15.4%
% of FP17s for the same patient ID Re-attending between 3 & 9 months - Children	165	498	33.1%	59.3%	61.2%	59.7%
% of FP17s for the same patient ID Re-attending between 3 & 9 months - Adults	405	1,254	32.3%	51.9%	54.3%	51.7%
% of FP17s for Band 1 Urgent Courses	133	1,669	8.0%	10.4%	9.1%	9.2%
% of FP17s Relating to Free Repair or Replacements	19	1,669	1.1%	0.8%	0.9%	0.7%
% of FP17s Relating to Continuations	3	1,669	0.2%	0.8%	1.0%	0.8%
% of Patients satisfied with the dentistry they have received	1	1	N/A	92.3%	94.4%	93.5%
% of Patients satisfied with the time they had to wait for an appointment	1	1	N/A	87.3%	88.1%	87.4%

* This is based on patients treated on this contract for their most recent course of treatment. Figures in italics indicate the base number of FP17s or Patient Questionnaire responses are less than 100. N/A is shown where the base number of responses is less than 10 during the period. % is calculated as Quantity/Base number*100

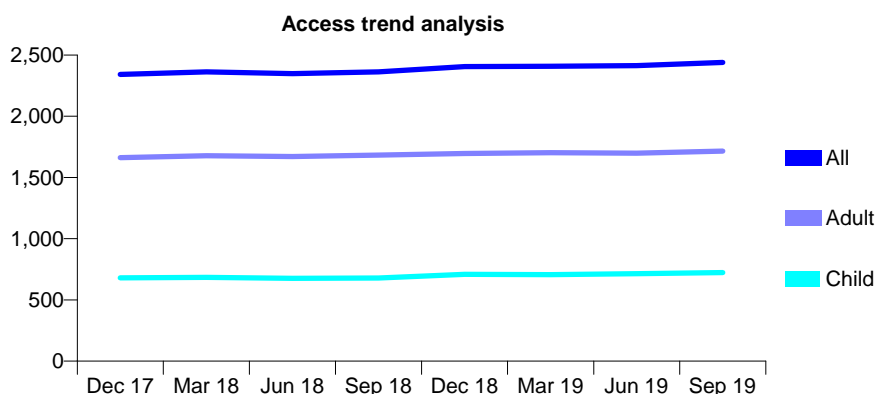
Q46 - Vital Signs At a Glance Contract Report for 358975/0001 - September 2019

Name or company name	MISS P STOREY
Contract type name	GDS Contract
Purpose of contract	General
Contract start date	06/05/2011
Contract end date	

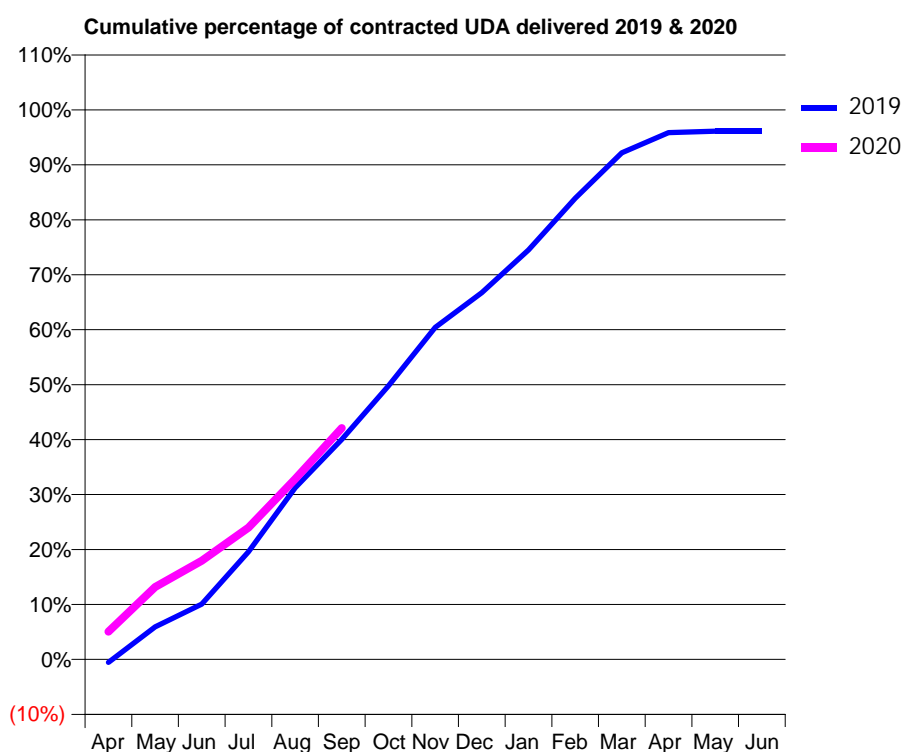
19/20 Contracted general activity (UDA)	6,504
Carry forward general activity (UDA)	0
19/20 Contracted orthodontic activity (UOA)	0
Carry forward orthodontic activity (UOA)	0
Baseline contract value	£187,406.31

ACCESS*

Patients seen in 24 months	Total	Change since previous quarter
Quarter ending September 2018	2,363	
Quarter ending December 2018	2,406	→
Quarter ending March 2019	2,409	→
Quarter ending June 2019	2,413	→
Quarter ending September 2019	2,439	→
Variance since September 2018	3.2%	↑



ACTIVITY



Month	2019	2020
April	-36	328
May	387	858
June	655	1,168
July	1,275	1,561
August	2,032	2,136
September	2,604	2,738
October	3,237	
November	3,929	
December	4,340	
January	4,846	
February	5,457	
March	5,995	
April	6,235	
May	6,252	
June	6,252	

QUALITY

	Quantity	Base Number	Contract	AT	Region	England
% of FP17s for the same patient ID Re-attending within 3 months - Children	37	509	7.3%	11.5%	12.1%	11.5%
% of FP17s for the same patient ID Re-attending within 3 months - Adults	142	1,332	10.7%	16.1%	15.6%	15.4%
% of FP17s for the same patient ID Re-attending between 3 & 9 months - Children	331	509	65.0%	59.3%	61.2%	59.7%
% of FP17s for the same patient ID Re-attending between 3 & 9 months - Adults	975	1,332	73.2%	51.9%	54.3%	51.7%
% of FP17s for Band 1 Urgent Courses	173	1,694	10.2%	10.4%	9.1%	9.2%
% of FP17s Relating to Free Repair or Replacements	4	1,694	0.2%	0.8%	0.9%	0.7%
% of FP17s Relating to Continuations	0	1,694	0.0%	0.8%	1.0%	0.8%
% of Patients satisfied with the dentistry they have received	0	0	N/A	92.3%	94.4%	93.5%
% of Patients satisfied with the time they had to wait for an appointment	0	0	N/A	87.3%	88.1%	87.4%

* This is based on patients treated on this contract for their most recent course of treatment. Figures in italics indicate the base number of FP17s or Patient Questionnaire responses are less than 100. N/A is shown where the base number of responses is less than 10 during the period. % is calculated as Quantity/Base number*100

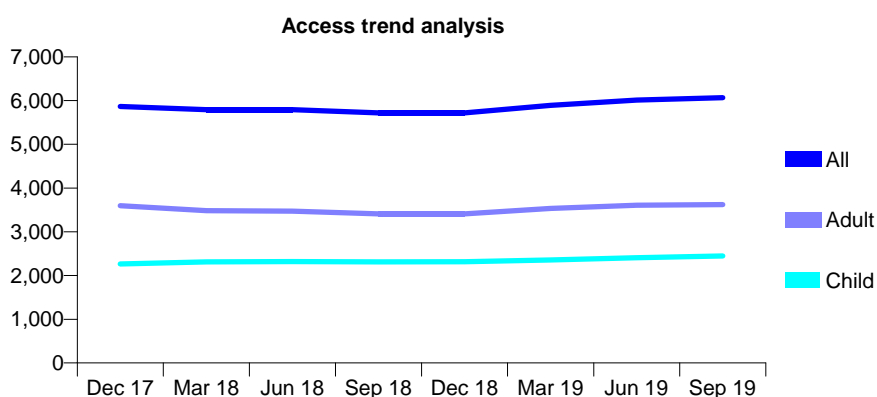
Q46 - Vital Signs At a Glance Contract Report for 367931/0001 - September 2019

Name or company name	MS T KHAN
Contract type name	GDS Contract
Purpose of contract	General
Contract start date	01/08/2007
Contract end date	

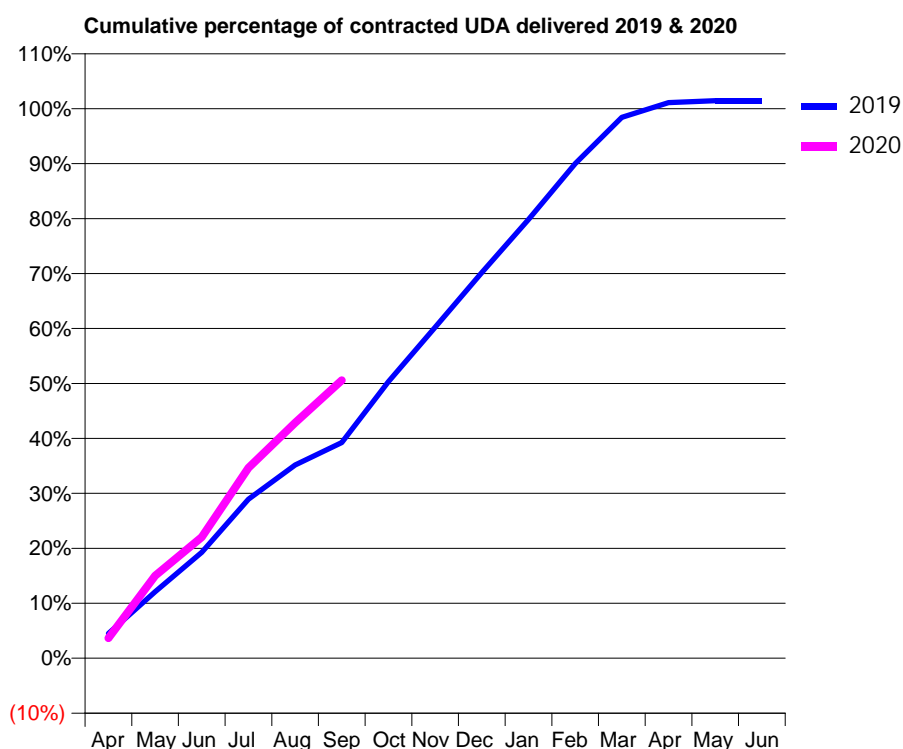
19/20 Contracted general activity (UDA)	15,506
Carry forward general activity (UDA)	0
19/20 Contracted orthodontic activity (UOA)	0
Carry forward orthodontic activity (UOA)	0
Baseline contract value	£439,585.83

ACCESS*

Patients seen in 24 months	Total	Change since previous quarter
Quarter ending September 2018	5,721	
Quarter ending December 2018	5,722	→
Quarter ending March 2019	5,891	↑
Quarter ending June 2019	6,014	↑
Quarter ending September 2019	6,069	→
Variance since September 2018	6.1%	↑



ACTIVITY



Month	2019	2020
April	689	567
May	1,853	2,329
June	2,951	3,416
July	4,429	5,371
August	5,387	6,648
September	6,009	7,842
October	7,705	
November	9,221	
December	10,743	
January	12,221	
February	13,778	
March	15,065	
April	15,476	
May	15,531	
June	15,530	

QUALITY

	Quantity	Base Number	Contract	AT	Region	England
% of FP17s for the same patient ID Re-attending within 3 months - Children	273	1,849	14.8%	11.5%	12.1%	11.5%
% of FP17s for the same patient ID Re-attending within 3 months - Adults	499	2,618	19.1%	16.1%	15.6%	15.4%
% of FP17s for the same patient ID Re-attending between 3 & 9 months - Children	951	1,849	51.4%	59.3%	61.2%	59.7%
% of FP17s for the same patient ID Re-attending between 3 & 9 months - Adults	1,266	2,618	48.4%	51.9%	54.3%	51.7%
% of FP17s for Band 1 Urgent Courses	417	4,178	10.0%	10.4%	9.1%	9.2%
% of FP17s Relating to Free Repair or Replacements	58	4,178	1.4%	0.8%	0.9%	0.7%
% of FP17s Relating to Continuations	7	4,178	0.2%	0.8%	1.0%	0.8%
% of Patients satisfied with the dentistry they have received	1	1	N/A	92.3%	94.4%	93.5%
% of Patients satisfied with the time they had to wait for an appointment	1	1	N/A	87.3%	88.1%	87.4%

* This is based on patients treated on this contract for their most recent course of treatment. Figures in italics indicate the base number of FP17s or Patient Questionnaire responses are less than 100. N/A is shown where the base number of responses is less than 10 during the period. % is calculated as Quantity/Base number*100

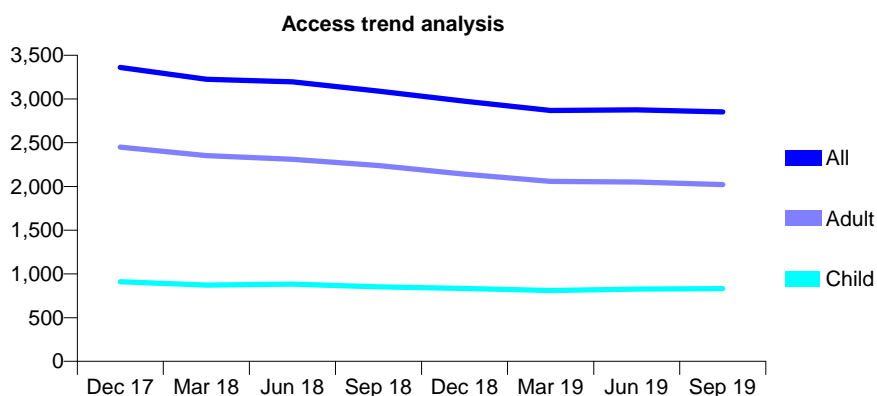
Q46 - Vital Signs At a Glance Contract Report for 367931/0003 - September 2019

Name or company name	MS T KHAN
Contract type name	GDS Contract
Purpose of contract	General
Contract start date	01/06/2015
Contract end date	

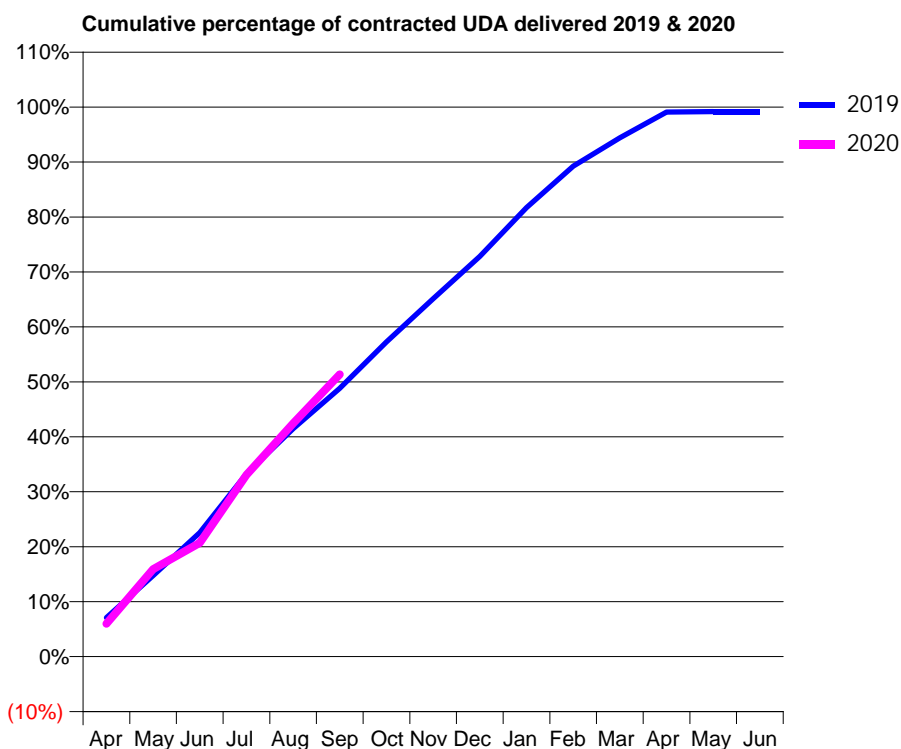
19/20 Contracted general activity (UDA)	8,521
Carry forward general activity (UDA)	0
19/20 Contracted orthodontic activity (UOA)	0
Carry forward orthodontic activity (UOA)	0
Baseline contract value	£213,481.77

ACCESS*

Patients seen in 24 months	Total	Change since previous quarter
Quarter ending September 2018	3,091	
Quarter ending December 2018	2,974	↓
Quarter ending March 2019	2,869	↓
Quarter ending June 2019	2,876	→
Quarter ending September 2019	2,853	→
Variance since September 2018	(7.7%)	↓



ACTIVITY



Month	Adjusted Scheduled Activity (UDA)	
	2019	2020
April	605	510
May	1,256	1,358
June	1,923	1,763
July	2,835	2,816
August	3,536	3,619
September	4,161	4,377
October	4,880	
November	5,548	
December	6,205	
January	6,962	
February	7,605	
March	8,042	
April	8,443	
May	8,451	
June	8,451	

QUALITY

	Quantity	Base Number	Contract	AT	Region	England
% of FP17s for the same patient ID Re-attending within 3 months - Children	66	664	9.9%	11.5%	12.1%	11.5%
% of FP17s for the same patient ID Re-attending within 3 months - Adults	250	1,502	16.6%	16.1%	15.6%	15.4%
% of FP17s for the same patient ID Re-attending between 3 & 9 months - Children	392	664	59.0%	59.3%	61.2%	59.7%
% of FP17s for the same patient ID Re-attending between 3 & 9 months - Adults	667	1,502	44.4%	51.9%	54.3%	51.7%
% of FP17s for Band 1 Urgent Courses	134	1,964	6.8%	10.4%	9.1%	9.2%
% of FP17s Relating to Free Repair or Replacements	5	1,964	0.3%	0.8%	0.9%	0.7%
% of FP17s Relating to Continuations	0	1,964	0.0%	0.8%	1.0%	0.8%
% of Patients satisfied with the dentistry they have received	0	0	N/A	92.3%	94.4%	93.5%
% of Patients satisfied with the time they had to wait for an appointment	0	0	N/A	87.3%	88.1%	87.4%

* This is based on patients treated on this contract for their most recent course of treatment. Figures in italics indicate the base number of FP17s or Patient Questionnaire responses are less than 100. N/A is shown where the base number of responses is less than 10 during the period. % is calculated as Quantity/Base number*100

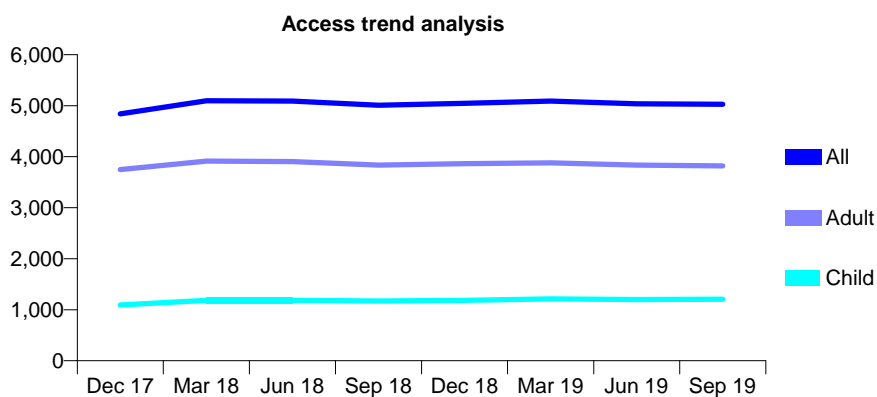
Q46 - Vital Signs At a Glance Contract Report for 383392/0001 - September 2019

Name or company name	MR BS GREWAL
Contract type name	GDS Contract
Purpose of contract	General
Contract start date	01/09/2013
Contract end date	

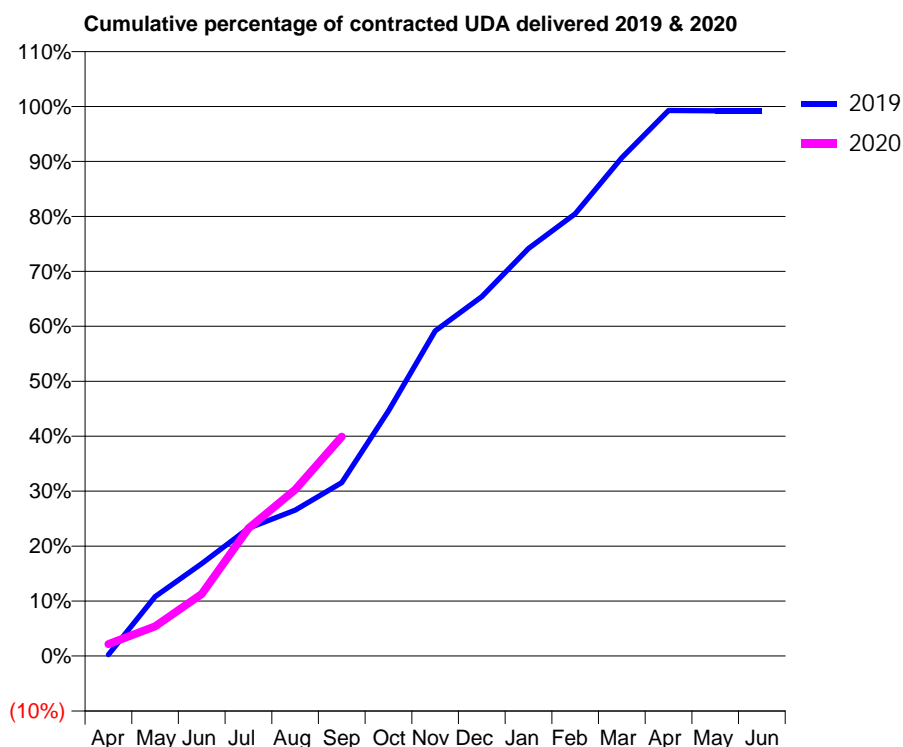
19/20 Contracted general activity (UDA)	11,195
Carry forward general activity (UDA)	0
19/20 Contracted orthodontic activity (UOA)	0
Carry forward orthodontic activity (UOA)	0
Baseline contract value	£403,748.41

ACCESS*

Patients seen in 24 months	Total	Change since previous quarter
Quarter ending September 2018	5,008	
Quarter ending December 2018	5,046	→
Quarter ending March 2019	5,089	→
Quarter ending June 2019	5,036	↓
Quarter ending September 2019	5,027	→
Variance since September 2018	0.4%	→



ACTIVITY



Month	Adjusted Scheduled Activity (UDA)	
	2019	2020
April	28	243
May	1,210	605
June	1,883	1,264
July	2,604	2,601
August	2,970	3,390
September	3,532	4,468
October	4,995	
November	6,622	
December	7,319	
January	8,302	
February	9,011	
March	10,151	
April	11,111	
May	11,107	
June	11,107	

QUALITY

	Quantity	Base Number	Contract	AT	Region	England
% of FP17s for the same patient ID Re-attending within 3 months - Children	76	1,025	7.4%	11.5%	12.1%	11.5%
% of FP17s for the same patient ID Re-attending within 3 months - Adults	250	2,684	9.3%	16.1%	15.6%	15.4%
% of FP17s for the same patient ID Re-attending between 3 & 9 months - Children	720	1,025	70.2%	59.3%	61.2%	59.7%
% of FP17s for the same patient ID Re-attending between 3 & 9 months - Adults	1,677	2,684	62.5%	51.9%	54.3%	51.7%
% of FP17s for Band 1 Urgent Courses	173	2,867	6.0%	10.4%	9.1%	9.2%
% of FP17s Relating to Free Repair or Replacements	6	2,867	0.2%	0.8%	0.9%	0.7%
% of FP17s Relating to Continuations	4	2,867	0.1%	0.8%	1.0%	0.8%
% of Patients satisfied with the dentistry they have received	0	0	N/A	92.3%	94.4%	93.5%
% of Patients satisfied with the time they had to wait for an appointment	0	0	N/A	87.3%	88.1%	87.4%

* This is based on patients treated on this contract for their most recent course of treatment. Figures in italics indicate the base number of FP17s or Patient Questionnaire responses are less than 100. N/A is shown where the base number of responses is less than 10 during the period. % is calculated as Quantity/Base number*100

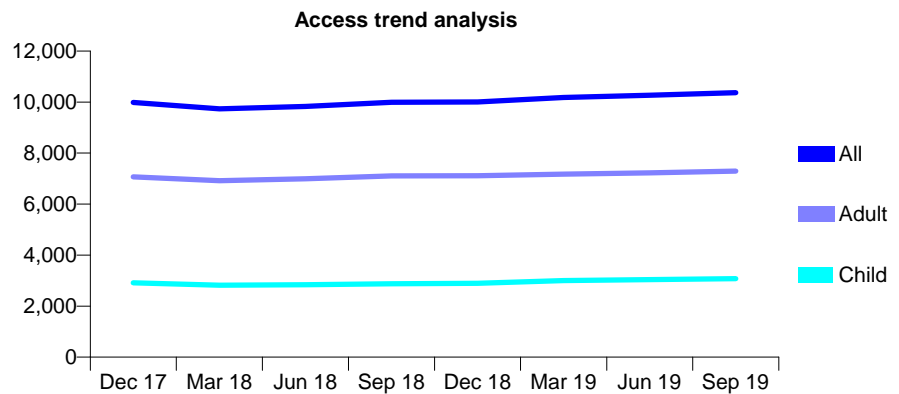
Q46 - Vital Signs At a Glance Contract Report for 392286/0003 - September 2019

Name or company name	MR HL SHOWMAN
Contract type name	GDS Contract
Purpose of contract	General
Contract start date	04/06/2012
Contract end date	

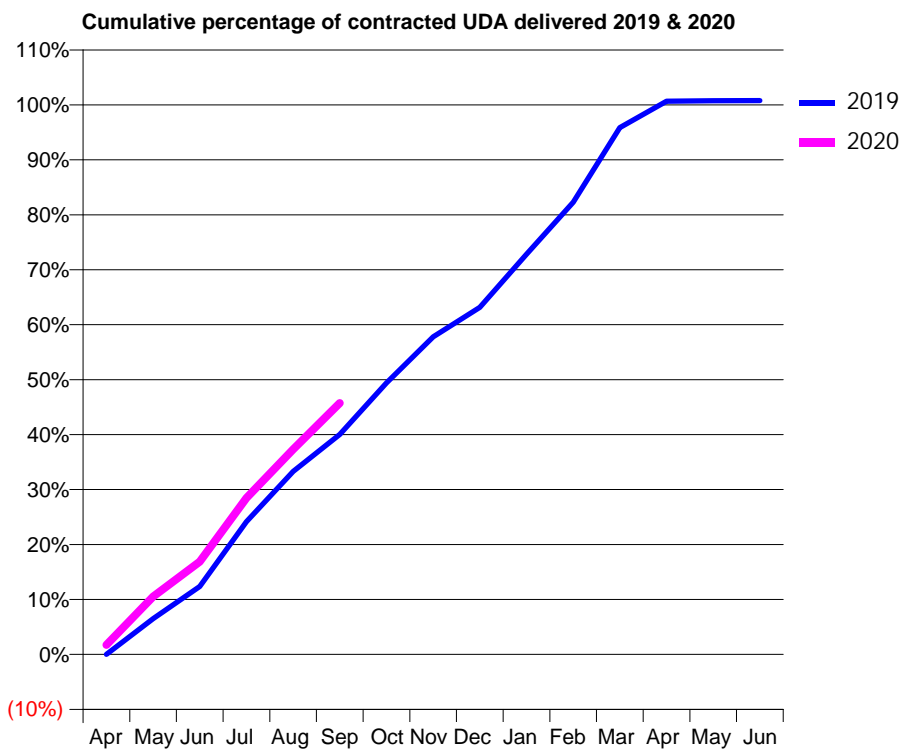
19/20 Contracted general activity (UDA)	30,792
Carry forward general activity (UDA)	688
19/20 Contracted orthodontic activity (UOA)	0
Carry forward orthodontic activity (UOA)	0
Baseline contract value	£854,558.85

ACCESS*

Patients seen in 24 months	Total	Change since previous quarter
Quarter ending September 2018	9,988	
Quarter ending December 2018	10,006	→
Quarter ending March 2019	10,180	→
Quarter ending June 2019	10,267	→
Quarter ending September 2019	10,371	→
Variance since September 2018	3.8%	↑



ACTIVITY



Month	Adjusted Scheduled Activity (UDA)	
	2019	2020
April	5	531
May	2,010	3,242
June	3,810	5,193
July	7,436	8,769
August	10,259	11,487
September	12,324	14,079
October	15,209	
November	17,792	
December	19,448	
January	22,421	
February	25,333	
March	29,518	
April	30,997	
May	31,023	
June	31,027	

QUALITY

	Quantity	Base Number	Contract	AT	Region	England
% of FP17s for the same patient ID Re-attending within 3 months - Children	129	2,150	6.0%	11.5%	12.1%	11.5%
% of FP17s for the same patient ID Re-attending within 3 months - Adults	712	4,677	15.2%	16.1%	15.6%	15.4%
% of FP17s for the same patient ID Re-attending between 3 & 9 months - Children	1,280	2,150	59.5%	59.3%	61.2%	59.7%
% of FP17s for the same patient ID Re-attending between 3 & 9 months - Adults	2,381	4,677	50.9%	51.9%	54.3%	51.7%
% of FP17s for Band 1 Urgent Courses	662	6,347	10.4%	10.4%	9.1%	9.2%
% of FP17s Relating to Free Repair or Replacements	84	6,347	1.3%	0.8%	0.9%	0.7%
% of FP17s Relating to Continuations	14	6,347	0.2%	0.8%	1.0%	0.8%
% of Patients satisfied with the dentistry they have received	6	7	N/A	92.3%	94.4%	93.5%
% of Patients satisfied with the time they had to wait for an appointment	7	7	N/A	87.3%	88.1%	87.4%

* This is based on patients treated on this contract for their most recent course of treatment. Figures in italics indicate the base number of FP17s or Patient Questionnaire responses are less than 100. N/A is shown where the base number of responses is less than 10 during the period. % is calculated as Quantity/Base number*100

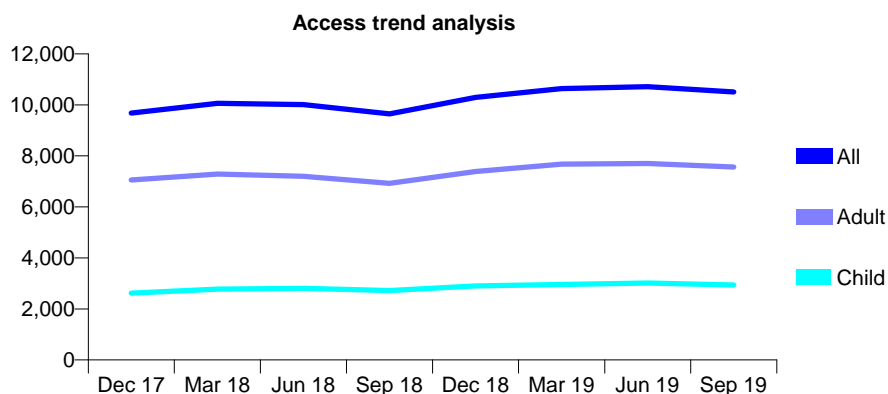
Q46 - Vital Signs At a Glance Contract Report for 392286/0004 - September 2019

Name or company name	SimplyOne Dental Droylsden
Contract type name	GDS Contract
Purpose of contract	General
Contract start date	04/06/2012
Contract end date	

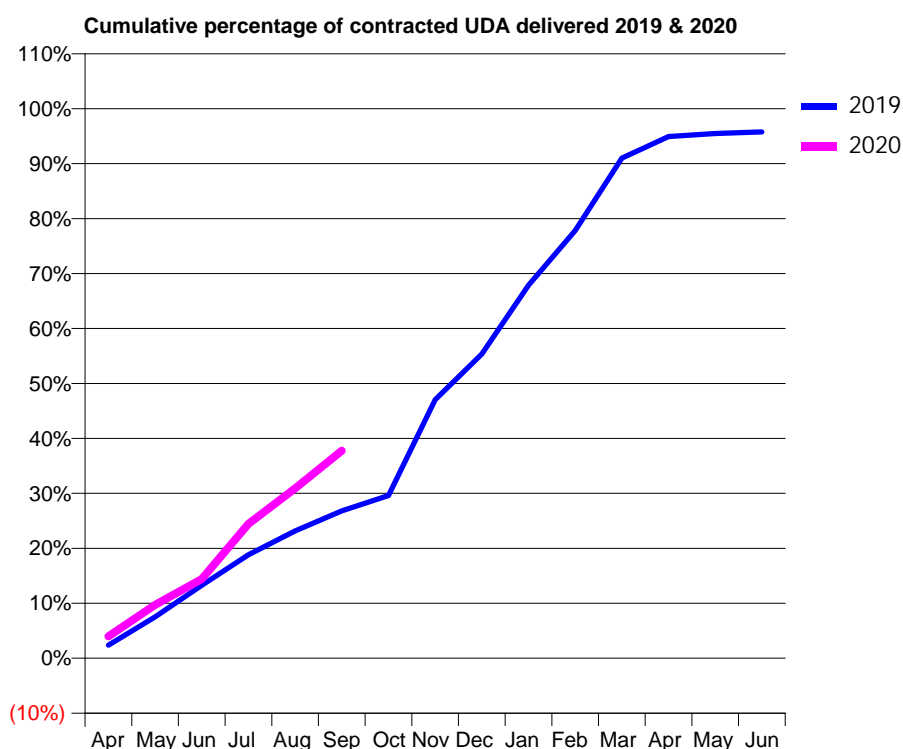
19/20 Contracted general activity (UDA)	29,530
Carry forward general activity (UDA)	0
19/20 Contracted orthodontic activity (UOA)	0
Carry forward orthodontic activity (UOA)	0
Baseline contract value	£850,457.45

ACCESS*

Patients seen in 24 months	Total	Change since previous quarter
Quarter ending September 2018	9,644	
Quarter ending December 2018	10,295	↑
Quarter ending March 2019	10,637	↑
Quarter ending June 2019	10,716	→
Quarter ending September 2019	10,505	↓
Variance since September 2018	8.9%	↑



ACTIVITY



Month	2019	2020
April	697	1,174
May	2,226	2,873
June	3,913	4,250
July	5,561	7,220
August	6,843	9,126
September	7,914	11,150
October	8,738	
November	13,891	
December	16,340	
January	20,038	
February	22,986	
March	26,867	
April	28,033	
May	28,196	
June	28,282	

QUALITY

	Quantity	Base Number	Contract	AT	Region	England
% of FP17s for the same patient ID Re-attending within 3 months - Children	133	1,419	9.4%	11.5%	12.1%	11.5%
% of FP17s for the same patient ID Re-attending within 3 months - Adults	675	3,767	17.9%	16.1%	15.6%	15.4%
% of FP17s for the same patient ID Re-attending between 3 & 9 months - Children	596	1,419	42.0%	59.3%	61.2%	59.7%
% of FP17s for the same patient ID Re-attending between 3 & 9 months - Adults	1,354	3,767	35.9%	51.9%	54.3%	51.7%
% of FP17s for Band 1 Urgent Courses	870	4,673	18.6%	10.4%	9.1%	9.2%
% of FP17s Relating to Free Repair or Replacements	44	4,673	0.9%	0.8%	0.9%	0.7%
% of FP17s Relating to Continuations	60	4,673	1.3%	0.8%	1.0%	0.8%
% of Patients satisfied with the dentistry they have received	2	3	N/A	92.3%	94.4%	93.5%
% of Patients satisfied with the time they had to wait for an appointment	3	3	N/A	87.3%	88.1%	87.4%

* This is based on patients treated on this contract for their most recent course of treatment. Figures in italics indicate the base number of FP17s or Patient Questionnaire responses are less than 100. N/A is shown where the base number of responses is less than 10 during the period. % is calculated as Quantity/Base number*100

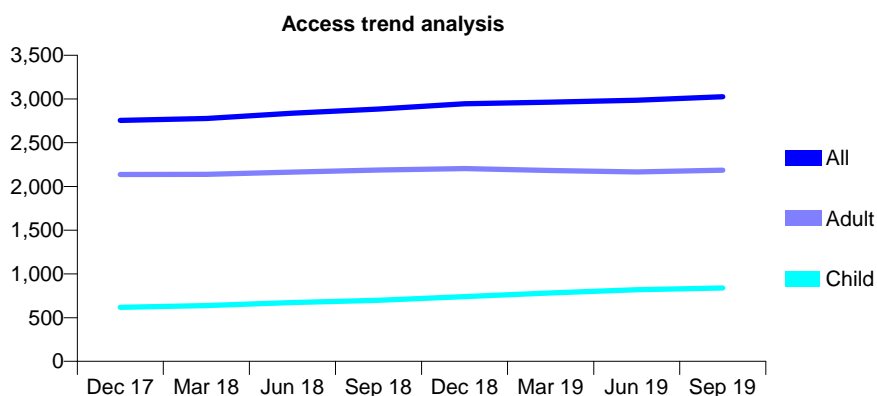
Q46 - Vital Signs At a Glance Contract Report for 398144/0001 - September 2019

Name or company name	Mr G Harper
Contract type name	GDS Contract
Purpose of contract	General
Contract start date	16/01/2015
Contract end date	

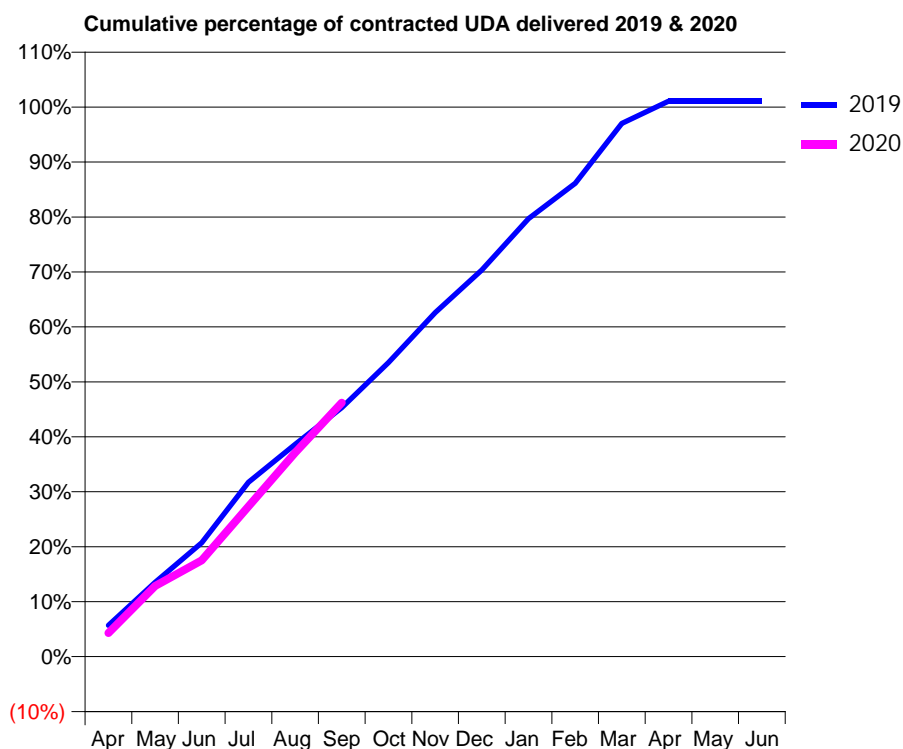
19/20 Contracted general activity (UDA)	6,319
Carry forward general activity (UDA)	0
19/20 Contracted orthodontic activity (UOA)	0
Carry forward orthodontic activity (UOA)	0
Baseline contract value	£181,217.27

ACCESS*

Patients seen in 24 months	Total	Change since previous quarter
Quarter ending September 2018	2,885	
Quarter ending December 2018	2,945	↑
Quarter ending March 2019	2,964	→
Quarter ending June 2019	2,985	→
Quarter ending September 2019	3,026	→
Variance since September 2018	4.9%	↑



ACTIVITY



Month	Adjusted Scheduled Activity (UDA)	
	2019	2020
April	360	272
May	855	814
June	1,309	1,108
July	2,004	1,728
August	2,440	2,346
September	2,862	2,919
October	3,382	
November	3,955	
December	4,445	
January	5,035	
February	5,443	
March	6,130	
April	6,385	
May	6,386	
June	6,386	

QUALITY

	Quantity	Base Number	Contract	AT	Region	England
% of FP17s for the same patient ID Re-attending within 3 months - Children	45	703	6.4%	11.5%	12.1%	11.5%
% of FP17s for the same patient ID Re-attending within 3 months - Adults	193	1,614	12.0%	16.1%	15.6%	15.4%
% of FP17s for the same patient ID Re-attending between 3 & 9 months - Children	484	703	68.8%	59.3%	61.2%	59.7%
% of FP17s for the same patient ID Re-attending between 3 & 9 months - Adults	979	1,614	60.7%	51.9%	54.3%	51.7%
% of FP17s for Band 1 Urgent Courses	152	1,765	8.6%	10.4%	9.1%	9.2%
% of FP17s Relating to Free Repair or Replacements	16	1,765	0.9%	0.8%	0.9%	0.7%
% of FP17s Relating to Continuations	3	1,765	0.2%	0.8%	1.0%	0.8%
% of Patients satisfied with the dentistry they have received	2	2	N/A	92.3%	94.4%	93.5%
% of Patients satisfied with the time they had to wait for an appointment	2	2	N/A	87.3%	88.1%	87.4%

* This is based on patients treated on this contract for their most recent course of treatment. Figures in italics indicate the base number of FP17s or Patient Questionnaire responses are less than 100. N/A is shown where the base number of responses is less than 10 during the period. % is calculated as Quantity/Base number*100

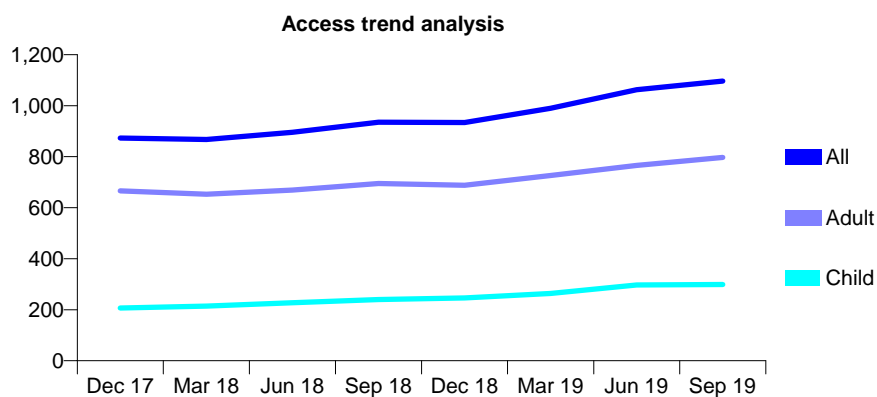
Q46 - Vital Signs At a Glance Contract Report for 560197/0003 - September 2019

Name or company name	Philobos,Perem & Surana
Contract type name	GDS Contract
Purpose of contract	General
Contract start date	14/07/2008
Contract end date	

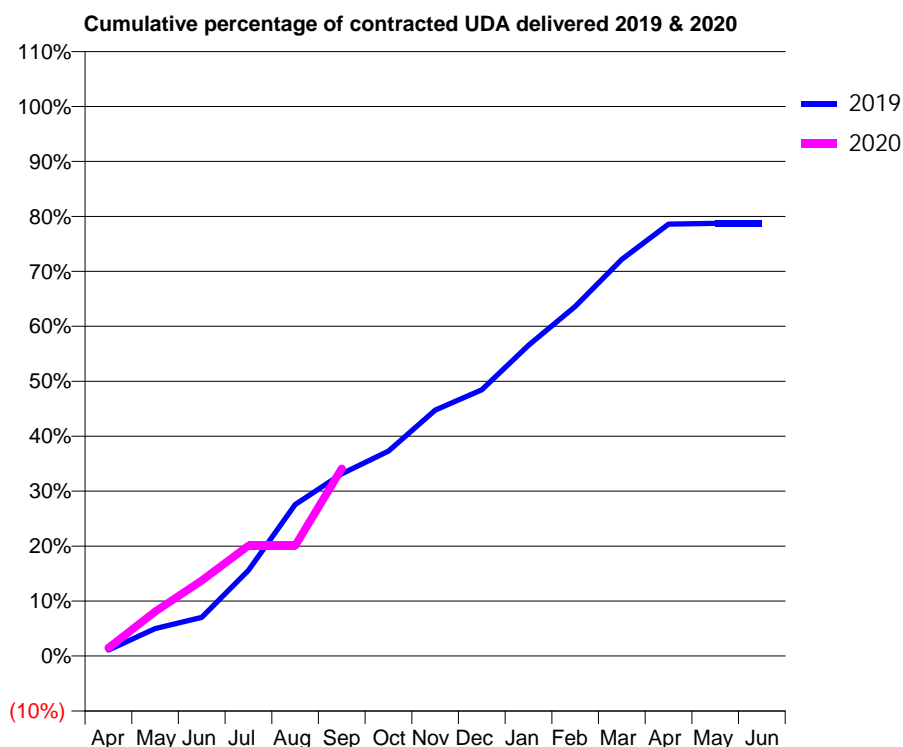
19/20 Contracted general activity (UDA)	4,314
Carry forward general activity (UDA)	0
19/20 Contracted orthodontic activity (UOA)	0
Carry forward orthodontic activity (UOA)	0
Baseline contract value	£124,117.69

ACCESS*

Patients seen in 24 months	Total	Change since previous quarter
Quarter ending September 2018	935	
Quarter ending December 2018	934	→
Quarter ending March 2019	990	↑
Quarter ending June 2019	1,063	↑
Quarter ending September 2019	1,096	↑
Variance since September 2018	17.2%	↑



ACTIVITY



Month	Adjusted Scheduled Activity (UDA)	
	2019	2020
April	48	64
May	216	349
June	304	593
July	672	866
August	1,190	866
September	1,431	1,472
October	1,609	
November	1,931	
December	2,090	
January	2,439	
February	2,744	
March	3,114	
April	3,390	
May	3,397	
June	3,397	

QUALITY

	Quantity	Base Number	Contract	AT	Region	England
% of FP17s for the same patient ID Re-attending within 3 months - Children	33	189	17.5%	11.5%	12.1%	11.5%
% of FP17s for the same patient ID Re-attending within 3 months - Adults	80	461	17.4%	16.1%	15.6%	15.4%
% of FP17s for the same patient ID Re-attending between 3 & 9 months - Children	39	189	20.6%	59.3%	61.2%	59.7%
% of FP17s for the same patient ID Re-attending between 3 & 9 months - Adults	110	461	23.9%	51.9%	54.3%	51.7%
% of FP17s for Band 1 Urgent Courses	27	588	4.6%	10.4%	9.1%	9.2%
% of FP17s Relating to Free Repair or Replacements	3	588	0.5%	0.8%	0.9%	0.7%
% of FP17s Relating to Continuations	30	588	5.1%	0.8%	1.0%	0.8%
% of Patients satisfied with the dentistry they have received	0	0	N/A	92.3%	94.4%	93.5%
% of Patients satisfied with the time they had to wait for an appointment	0	0	N/A	87.3%	88.1%	87.4%

* This is based on patients treated on this contract for their most recent course of treatment. Figures in italics indicate the base number of FP17s or Patient Questionnaire responses are less than 100. N/A is shown where the base number of responses is less than 10 during the period. % is calculated as Quantity/Base number*100

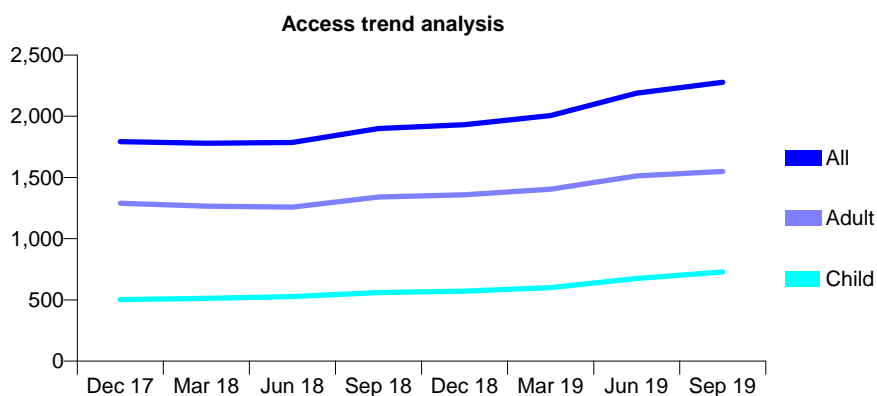
Q46 - Vital Signs At a Glance Contract Report for 565121/0001 - September 2019

Name or company name	MR C POTTS
Contract type name	GDS Contract
Purpose of contract	General
Contract start date	01/04/2006
Contract end date	

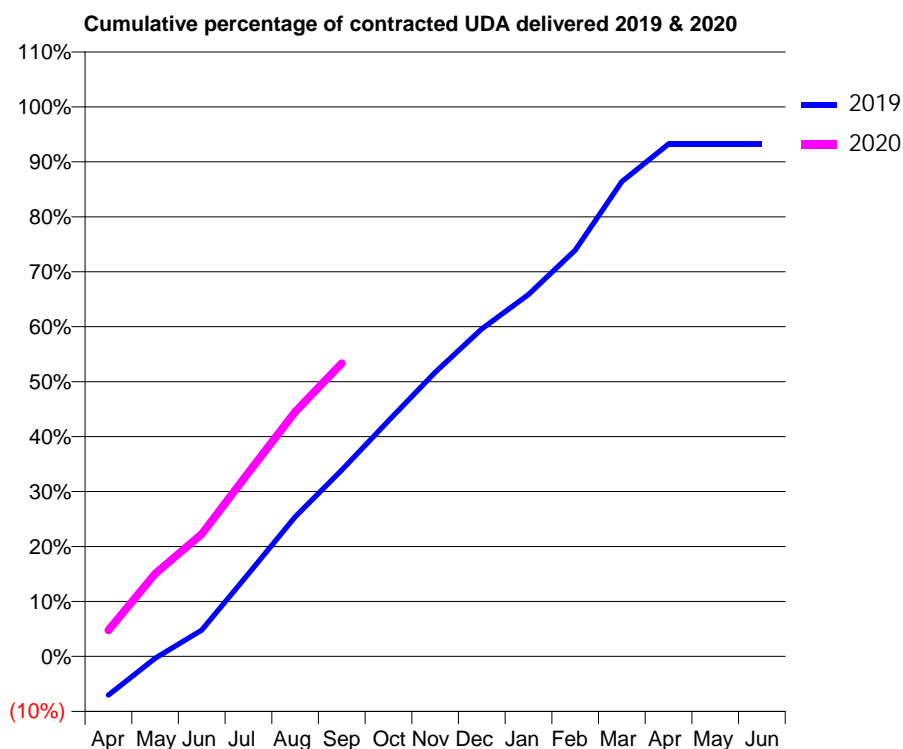
19/20 Contracted general activity (UDA)	8,118
Carry forward general activity (UDA)	0
19/20 Contracted orthodontic activity (UOA)	0
Carry forward orthodontic activity (UOA)	0
Baseline contract value	£274,051.77

ACCESS*

Patients seen in 24 months	Total	Change since previous quarter
Quarter ending September 2018	1,900	
Quarter ending December 2018	1,931	→
Quarter ending March 2019	2,006	↑
Quarter ending June 2019	2,189	↑
Quarter ending September 2019	2,278	↑
Variance since September 2018	19.9%	↑



ACTIVITY



Month	2019	2020
April	-573	388
May	-29	1,222
June	389	1,808
July	1,220	2,716
August	2,063	3,614
September	2,754	4,330
October	3,481	
November	4,198	
December	4,839	
January	5,345	
February	6,002	
March	7,013	
April	7,567	
May	7,567	
June	7,569	

QUALITY

	Quantity	Base Number	Contract	AT	Region	England
% of FP17s for the same patient ID Re-attending within 3 months - Children	123	789	15.6%	11.5%	12.1%	11.5%
% of FP17s for the same patient ID Re-attending within 3 months - Adults	282	1,443	19.5%	16.1%	15.6%	15.4%
% of FP17s for the same patient ID Re-attending between 3 & 9 months - Children	452	789	57.3%	59.3%	61.2%	59.7%
% of FP17s for the same patient ID Re-attending between 3 & 9 months - Adults	854	1,443	59.2%	51.9%	54.3%	51.7%
% of FP17s for Band 1 Urgent Courses	104	2,010	5.2%	10.4%	9.1%	9.2%
% of FP17s Relating to Free Repair or Replacements	32	2,010	1.6%	0.8%	0.9%	0.7%
% of FP17s Relating to Continuations	4	2,010	0.2%	0.8%	1.0%	0.8%
% of Patients satisfied with the dentistry they have received	0	0	N/A	92.3%	94.4%	93.5%
% of Patients satisfied with the time they had to wait for an appointment	0	0	N/A	87.3%	88.1%	87.4%

* This is based on patients treated on this contract for their most recent course of treatment. Figures in italics indicate the base number of FP17s or Patient Questionnaire responses are less than 100. N/A is shown where the base number of responses is less than 10 during the period. % is calculated as Quantity/Base number*100

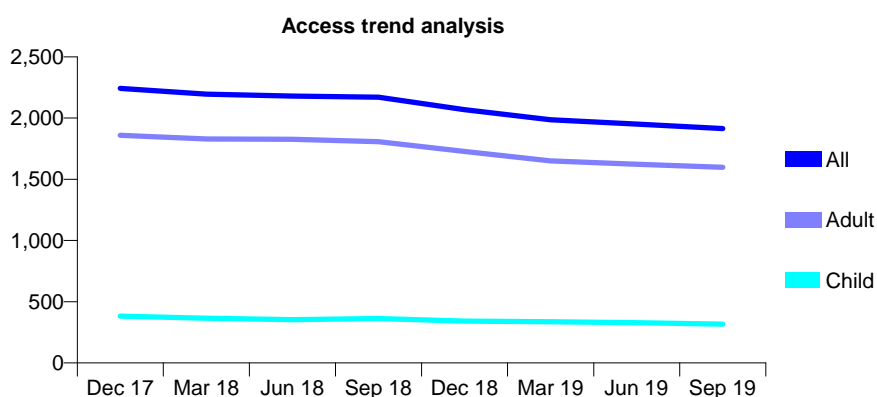
Q46 - Vital Signs At a Glance Contract Report for 566896/0001 - September 2019

Name or company name	Heyside Dental Practice Partnership
Contract type name	GDS Contract
Purpose of contract	General
Contract start date	01/04/2006
Contract end date	

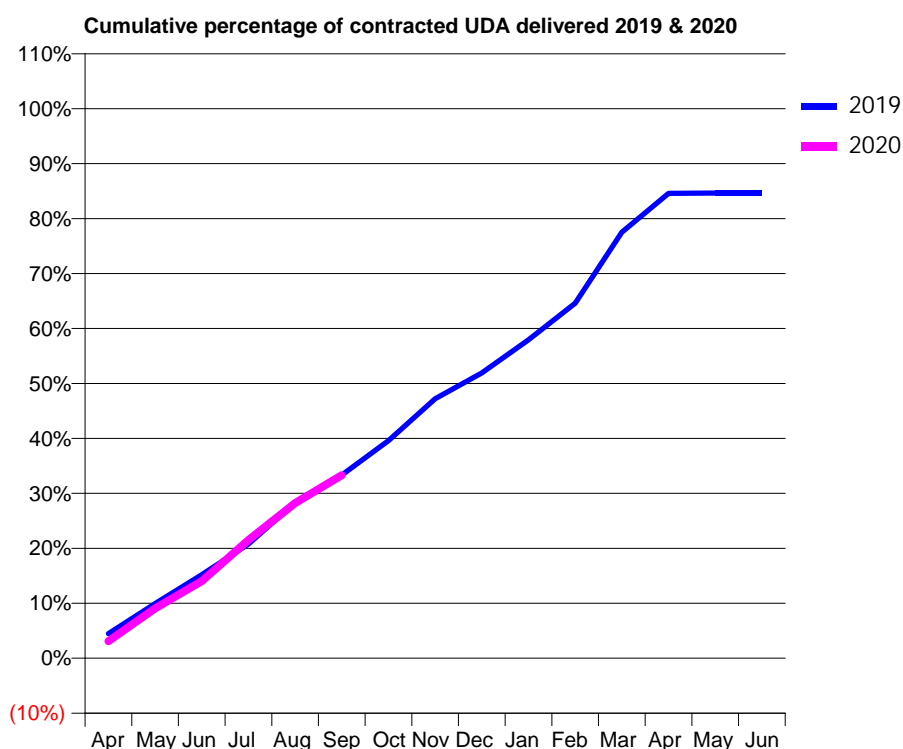
19/20 Contracted general activity (UDA)	7,830
Carry forward general activity (UDA)	0
19/20 Contracted orthodontic activity (UOA)	0
Carry forward orthodontic activity (UOA)	0
Baseline contract value	£217,295.13

ACCESS*

Patients seen in 24 months	Total	Change since previous quarter
Quarter ending September 2018	2,170	
Quarter ending December 2018	2,068	↓
Quarter ending March 2019	1,986	↓
Quarter ending June 2019	1,951	↓
Quarter ending September 2019	1,915	↓
Variance since September 2018	(11.8%)	↓



ACTIVITY



Month	2019	2020
April	351	243
May	780	709
June	1,190	1,098
July	1,628	1,684
August	2,217	2,211
September	2,610	2,607
October	3,100	
November	3,697	
December	4,064	
January	4,536	
February	5,059	
March	6,068	
April	6,623	
May	6,627	
June	6,628	

QUALITY

	Quantity	Base Number	Contract	AT	Region	England
% of FP17s for the same patient ID Re-attending within 3 months - Children	14	256	5.5%	11.5%	12.1%	11.5%
% of FP17s for the same patient ID Re-attending within 3 months - Adults	85	1,156	7.4%	16.1%	15.6%	15.4%
% of FP17s for the same patient ID Re-attending between 3 & 9 months - Children	190	256	74.2%	59.3%	61.2%	59.7%
% of FP17s for the same patient ID Re-attending between 3 & 9 months - Adults	799	1,156	69.1%	51.9%	54.3%	51.7%
% of FP17s for Band 1 Urgent Courses	15	1,272	1.2%	10.4%	9.1%	9.2%
% of FP17s Relating to Free Repair or Replacements	1	1,272	0.1%	0.8%	0.9%	0.7%
% of FP17s Relating to Continuations	3	1,272	0.2%	0.8%	1.0%	0.8%
% of Patients satisfied with the dentistry they have received	0	0	N/A	92.3%	94.4%	93.5%
% of Patients satisfied with the time they had to wait for an appointment	0	0	N/A	87.3%	88.1%	87.4%

* This is based on patients treated on this contract for their most recent course of treatment.

Figures in italics indicate the base number of FP17s or Patient Questionnaire responses are less than 100. N/A is shown where the base number of responses is less than 10 during the period. % is calculated as Quantity/Base number*100

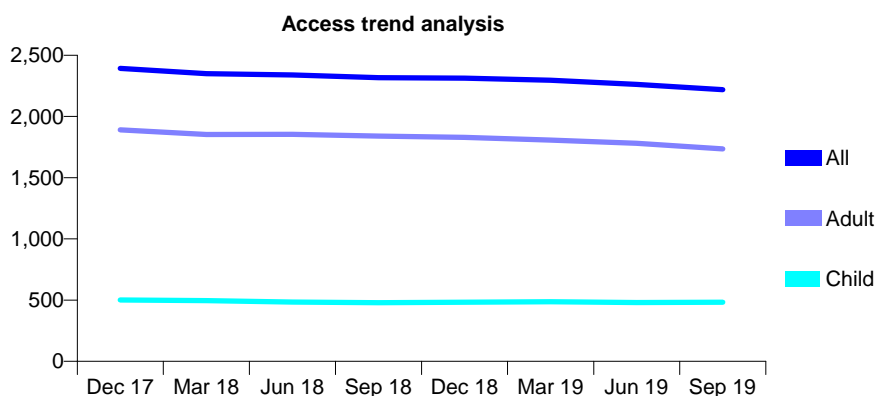
Q46 - Vital Signs At a Glance Contract Report for 567450/0002 - September 2019

Name or company name	Brooklands Dental Surgery
Contract type name	GDS Contract
Purpose of contract	General
Contract start date	01/04/2006
Contract end date	

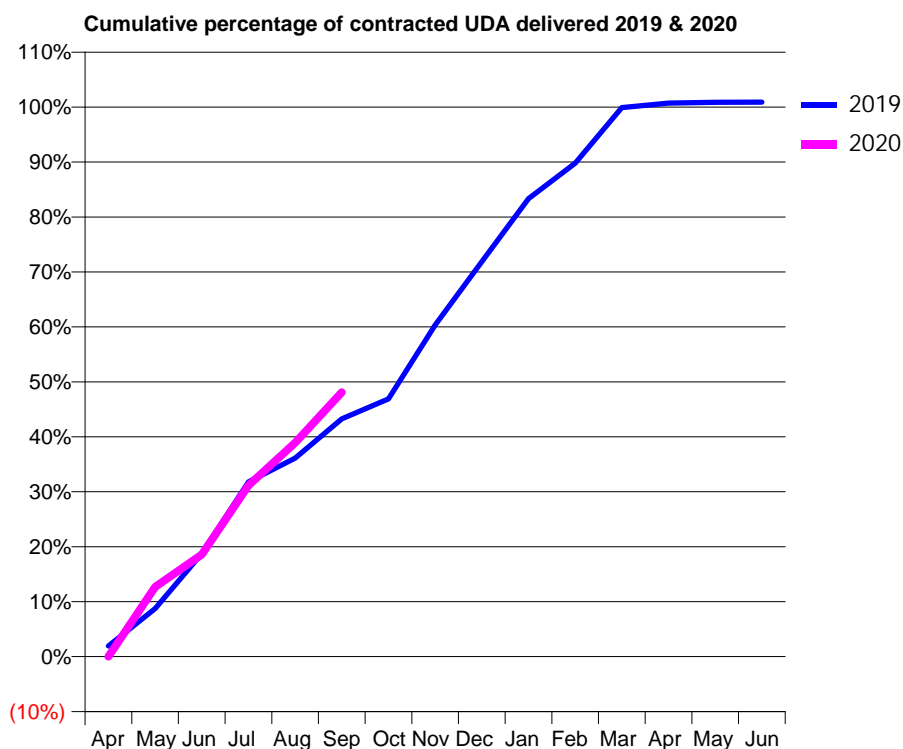
19/20 Contracted general activity (UDA)	6,150
Carry forward general activity (UDA)	0
19/20 Contracted orthodontic activity (UOA)	0
Carry forward orthodontic activity (UOA)	0
Baseline contract value	£155,624.34

ACCESS*

Patients seen in 24 months	Total	Change since previous quarter
Quarter ending September 2018	2,318	
Quarter ending December 2018	2,313	→
Quarter ending March 2019	2,296	→
Quarter ending June 2019	2,262	↓
Quarter ending September 2019	2,218	↓
Variance since September 2018	(4.3%)	↓



ACTIVITY



Month	Adjusted Scheduled Activity (UDA)	
	2019	2020
April	118	0
May	538	780
June	1,154	1,142
July	1,954	1,915
August	2,222	2,393
September	2,660	2,959
October	2,885	
November	3,713	
December	4,420	
January	5,125	
February	5,522	
March	6,144	
April	6,194	
May	6,204	
June	6,205	

QUALITY

	Quantity	Base Number	Contract	AT	Region	England
% of FP17s for the same patient ID Re-attending within 3 months - Children	19	385	4.9%	11.5%	12.1%	11.5%
% of FP17s for the same patient ID Re-attending within 3 months - Adults	176	1,335	13.2%	16.1%	15.6%	15.4%
% of FP17s for the same patient ID Re-attending between 3 & 9 months - Children	272	385	70.6%	59.3%	61.2%	59.7%
% of FP17s for the same patient ID Re-attending between 3 & 9 months - Adults	878	1,335	65.8%	51.9%	54.3%	51.7%
% of FP17s for Band 1 Urgent Courses	129	1,695	7.6%	10.4%	9.1%	9.2%
% of FP17s Relating to Free Repair or Replacements	16	1,695	0.9%	0.8%	0.9%	0.7%
% of FP17s Relating to Continuations	3	1,695	0.2%	0.8%	1.0%	0.8%
% of Patients satisfied with the dentistry they have received	0	0	N/A	92.3%	94.4%	93.5%
% of Patients satisfied with the time they had to wait for an appointment	0	0	N/A	87.3%	88.1%	87.4%

* This is based on patients treated on this contract for their most recent course of treatment. Figures in italics indicate the base number of FP17s or Patient Questionnaire responses are less than 100. N/A is shown where the base number of responses is less than 10 during the period. % is calculated as Quantity/Base number*100

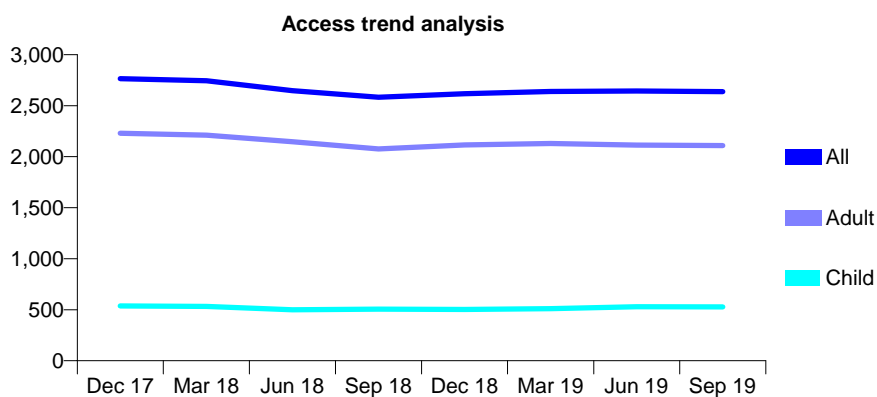
Q46 - Vital Signs At a Glance Contract Report for 568139/0001 - September 2019

Name or company name	Michael John Fern
Contract type name	GDS Contract
Purpose of contract	General
Contract start date	01/04/2006
Contract end date	

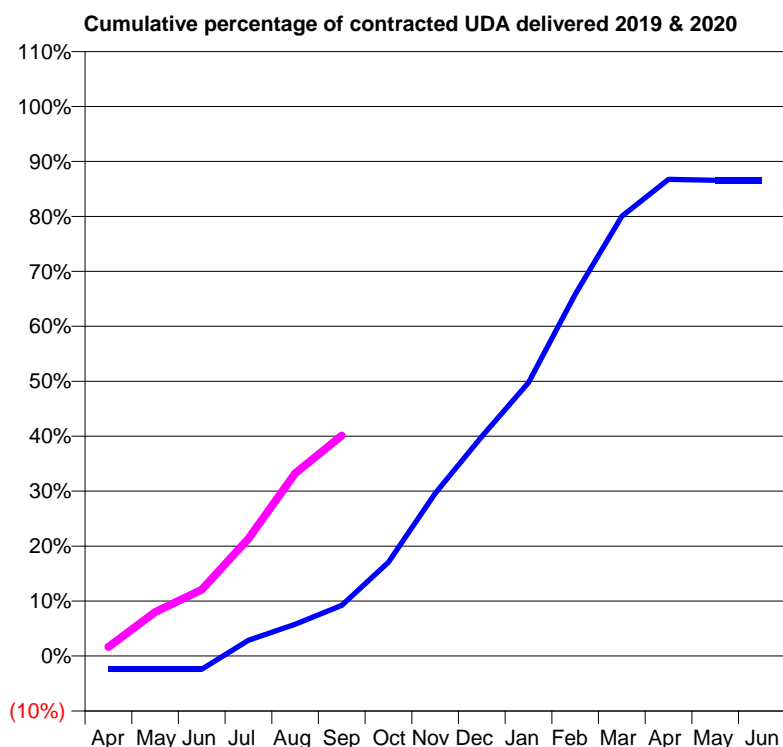
19/20 Contracted general activity (UDA)	10,585
Carry forward general activity (UDA)	0
19/20 Contracted orthodontic activity (UOA)	0
Carry forward orthodontic activity (UOA)	0
Baseline contract value	£248,482.42

ACCESS*

Patients seen in 24 months	Total	Change since previous quarter
Quarter ending September 2018	2,583	
Quarter ending December 2018	2,618	→
Quarter ending March 2019	2,640	→
Quarter ending June 2019	2,644	→
Quarter ending September 2019	2,637	→
Variance since September 2018	2.1%	↑



ACTIVITY



Month	Adjusted Scheduled Activity (UDA)	
	2019	2020
April	-256	174
May	-256	846
June	-256	1,278
July	306	2,261
August	612	3,519
September	975	4,247
October	1,808	
November	3,133	
December	4,228	
January	5,268	
February	6,967	
March	8,469	
April	9,182	
May	9,163	
June	9,163	

QUALITY

	Quantity	Base Number	Contract	AT	Region	England
% of FP17s for the same patient ID Re-attending within 3 months - Children	138	508	27.2%	11.5%	12.1%	11.5%
% of FP17s for the same patient ID Re-attending within 3 months - Adults	303	1,588	19.1%	16.1%	15.6%	15.4%
% of FP17s for the same patient ID Re-attending between 3 & 9 months - Children	237	508	46.7%	59.3%	61.2%	59.7%
% of FP17s for the same patient ID Re-attending between 3 & 9 months - Adults	953	1,588	60.0%	51.9%	54.3%	51.7%
% of FP17s for Band 1 Urgent Courses	144	1,915	7.5%	10.4%	9.1%	9.2%
% of FP17s Relating to Free Repair or Replacements	29	1,915	1.5%	0.8%	0.9%	0.7%
% of FP17s Relating to Continuations	3	1,915	0.2%	0.8%	1.0%	0.8%
% of Patients satisfied with the dentistry they have received	0	1	N/A	92.3%	94.4%	93.5%
% of Patients satisfied with the time they had to wait for an appointment	0	1	N/A	87.3%	88.1%	87.4%

* This is based on patients treated on this contract for their most recent course of treatment. Figures in italics indicate the base number of FP17s or Patient Questionnaire responses are less than 100. N/A is shown where the base number of responses is less than 10 during the period. % is calculated as Quantity/Base number*100

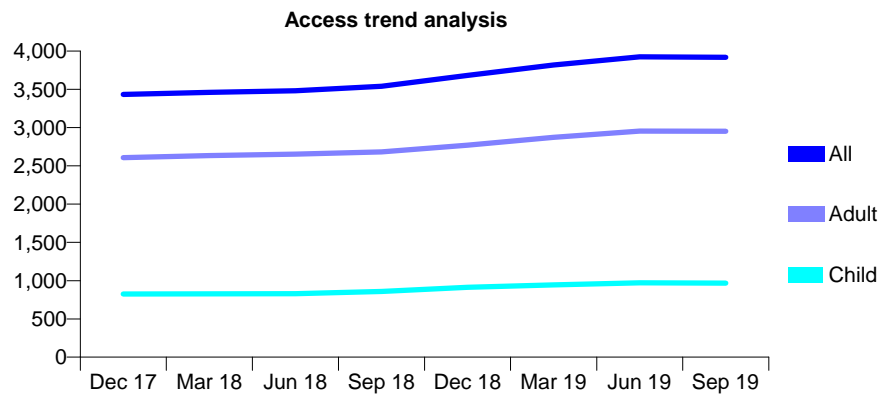
Q46 - Vital Signs At a Glance Contract Report for 571261/0001 - September 2019

Name or company name	Khan & Woodier
Contract type name	GDS Contract
Purpose of contract	General
Contract start date	01/04/2006
Contract end date	

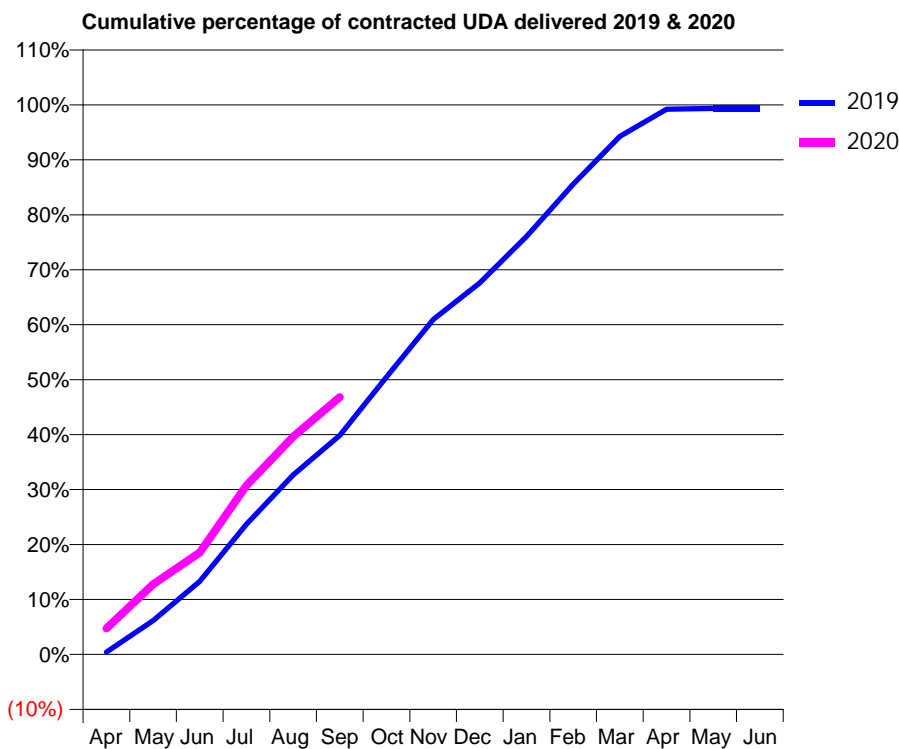
19/20 Contracted general activity (UDA)	12,668
Carry forward general activity (UDA)	0
19/20 Contracted orthodontic activity (UOA)	0
Carry forward orthodontic activity (UOA)	0
Baseline contract value	£386,019.86

ACCESS*

Patients seen in 24 months	Total	Change since previous quarter
Quarter ending September 2018	3,541	
Quarter ending December 2018	3,682	↑
Quarter ending March 2019	3,817	↑
Quarter ending June 2019	3,925	↑
Quarter ending September 2019	3,919	→
Variance since September 2018	10.7%	↑



ACTIVITY



Month	2019	2020
April	55	601
May	779	1,618
June	1,682	2,348
July	3,001	3,894
August	4,138	5,020
September	5,048	5,931
October	6,395	
November	7,721	
December	8,564	
January	9,637	
February	10,840	
March	11,939	
April	12,566	
May	12,583	
June	12,583	

QUALITY

	Quantity	Base Number	Contract	AT	Region	England
% of FP17s for the same patient ID Re-attending within 3 months - Children	55	625	8.8%	11.5%	12.1%	11.5%
% of FP17s for the same patient ID Re-attending within 3 months - Adults	306	1,845	16.6%	16.1%	15.6%	15.4%
% of FP17s for the same patient ID Re-attending between 3 & 9 months - Children	223	625	35.7%	59.3%	61.2%	59.7%
% of FP17s for the same patient ID Re-attending between 3 & 9 months - Adults	779	1,845	42.2%	51.9%	54.3%	51.7%
% of FP17s for Band 1 Urgent Courses	152	2,285	6.7%	10.4%	9.1%	9.2%
% of FP17s Relating to Free Repair or Replacements	64	2,285	2.8%	0.8%	0.9%	0.7%
% of FP17s Relating to Continuations	67	2,285	2.9%	0.8%	1.0%	0.8%
% of Patients satisfied with the dentistry they have received	1	1	N/A	92.3%	94.4%	93.5%
% of Patients satisfied with the time they had to wait for an appointment	1	1	N/A	87.3%	88.1%	87.4%

* This is based on patients treated on this contract for their most recent course of treatment. Figures in italics indicate the base number of FP17s or Patient Questionnaire responses are less than 100. N/A is shown where the base number of responses is less than 10 during the period. % is calculated as Quantity/Base number*100

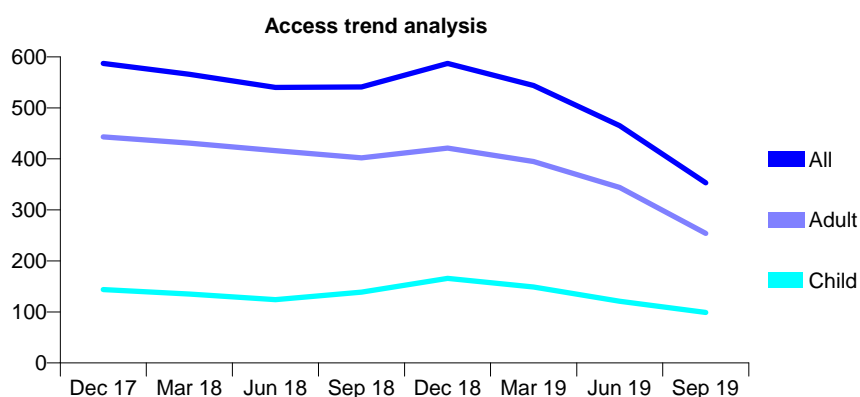
Q46 - Vital Signs At a Glance Contract Report for 571938/0001 - September 2019

Name or company name	MR DT BADROCK
Contract type name	GDS Contract
Purpose of contract	General
Contract start date	01/04/2006
Contract end date	

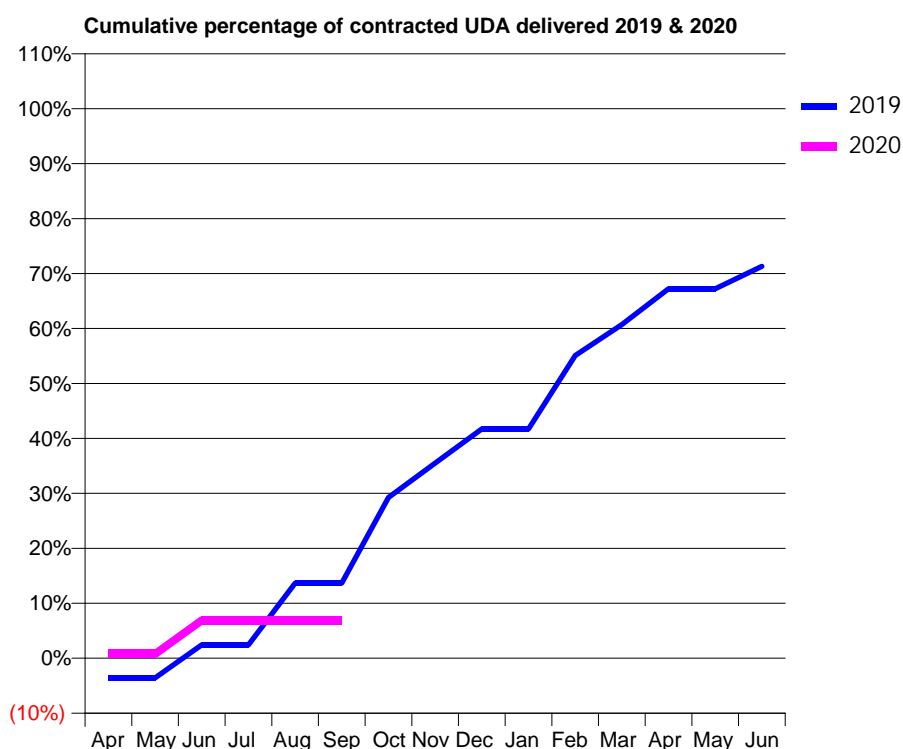
19/20 Contracted general activity (UDA)	2,062
Carry forward general activity (UDA)	0
19/20 Contracted orthodontic activity (UOA)	0
Carry forward orthodontic activity (UOA)	0
Baseline contract value	£52,768.97

ACCESS*

Patients seen in 24 months	Total	Change since previous quarter
Quarter ending September 2018	541	
Quarter ending December 2018	587	↑
Quarter ending March 2019	544	↓
Quarter ending June 2019	465	↓
Quarter ending September 2019	353	↓
Variance since September 2018	(34.8%)	↓



ACTIVITY



Month	Adjusted Scheduled Activity (UDA)	
	2019	2020
April	-74	16
May	-74	16
June	50	142
July	50	142
August	282	142
September	282	142
October	603	
November	732	
December	860	
January	860	
February	1,135	
March	1,252	
April	1,386	
May	1,386	
June	1,470	

QUALITY

	Quantity	Base Number	Contract	AT	Region	England
% of FP17s for the same patient ID Re-attending within 3 months - Children	3	22	13.6%	11.5%	12.1%	11.5%
% of FP17s for the same patient ID Re-attending within 3 months - Adults	16	84	19.0%	16.1%	15.6%	15.4%
% of FP17s for the same patient ID Re-attending between 3 & 9 months - Children	3	22	13.6%	59.3%	61.2%	59.7%
% of FP17s for the same patient ID Re-attending between 3 & 9 months - Adults	18	84	21.4%	51.9%	54.3%	51.7%
% of FP17s for Band 1 Urgent Courses	5	42	11.9%	10.4%	9.1%	9.2%
% of FP17s Relating to Free Repair or Replacements	1	42	2.4%	0.8%	0.9%	0.7%
% of FP17s Relating to Continuations	1	42	2.4%	0.8%	1.0%	0.8%
% of Patients satisfied with the dentistry they have received	0	0	N/A	92.3%	94.4%	93.5%
% of Patients satisfied with the time they had to wait for an appointment	0	0	N/A	87.3%	88.1%	87.4%

* This is based on patients treated on this contract for their most recent course of treatment.

Figures in italics indicate the base number of FP17s or Patient Questionnaire responses are less than 100. N/A is shown where the base number of responses is less than 10 during the period. % is calculated as Quantity/Base number*100

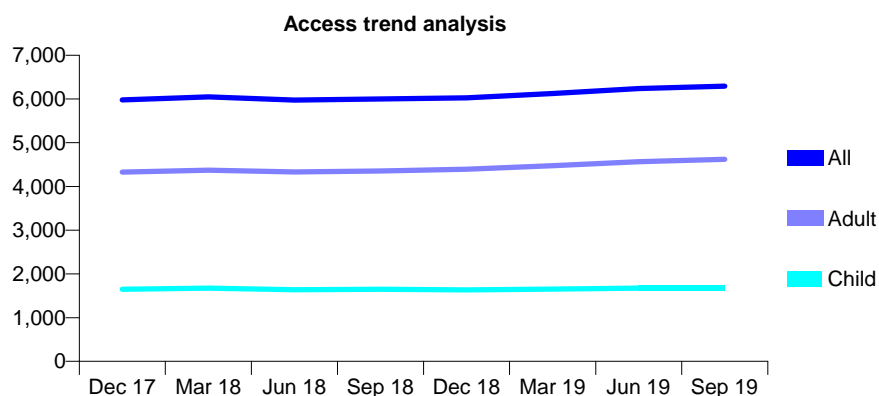
Q46 - Vital Signs At a Glance Contract Report for 572411/0001 - September 2019

Name or company name	MR DM VALLANCE
Contract type name	GDS Contract
Purpose of contract	General
Contract start date	01/04/2006
Contract end date	

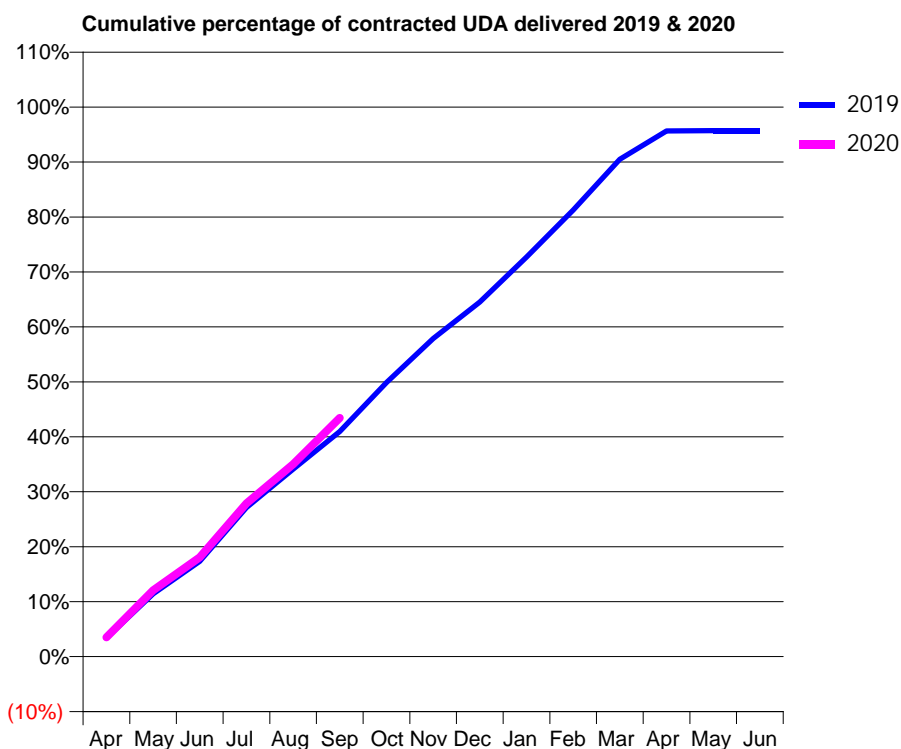
19/20 Contracted general activity (UDA)	20,324
Carry forward general activity (UDA)	0
19/20 Contracted orthodontic activity (UOA)	0
Carry forward orthodontic activity (UOA)	0
Baseline contract value	£573,213.45

ACCESS*

Patients seen in 24 months	Total	Change since previous quarter
Quarter ending September 2018	6,002	
Quarter ending December 2018	6,026	→
Quarter ending March 2019	6,125	→
Quarter ending June 2019	6,240	→
Quarter ending September 2019	6,294	→
Variance since September 2018	4.9%	↑



ACTIVITY



Month	Adjusted Scheduled Activity (UDA)	
	2019	2020
April	693	713
May	2,326	2,454
June	3,522	3,670
July	5,514	5,669
August	6,935	7,122
September	8,327	8,824
October	10,137	
November	11,765	
December	13,110	
January	14,773	
February	16,517	
March	18,395	
April	19,441	
May	19,448	
June	19,448	

QUALITY

	Quantity	Base Number	Contract	AT	Region	England
% of FP17s for the same patient ID Re-attending within 3 months - Children	96	1,392	6.9%	11.5%	12.1%	11.5%
% of FP17s for the same patient ID Re-attending within 3 months - Adults	381	3,324	11.5%	16.1%	15.6%	15.4%
% of FP17s for the same patient ID Re-attending between 3 & 9 months - Children	903	1,392	64.9%	59.3%	61.2%	59.7%
% of FP17s for the same patient ID Re-attending between 3 & 9 months - Adults	1,832	3,324	55.1%	51.9%	54.3%	51.7%
% of FP17s for Band 1 Urgent Courses	329	4,323	7.6%	10.4%	9.1%	9.2%
% of FP17s Relating to Free Repair or Replacements	36	4,323	0.8%	0.8%	0.9%	0.7%
% of FP17s Relating to Continuations	50	4,323	1.2%	0.8%	1.0%	0.8%
% of Patients satisfied with the dentistry they have received	0	0	N/A	92.3%	94.4%	93.5%
% of Patients satisfied with the time they had to wait for an appointment	0	0	N/A	87.3%	88.1%	87.4%

* This is based on patients treated on this contract for their most recent course of treatment. Figures in italics indicate the base number of FP17s or Patient Questionnaire responses are less than 100. N/A is shown where the base number of responses is less than 10 during the period. % is calculated as Quantity/Base number*100

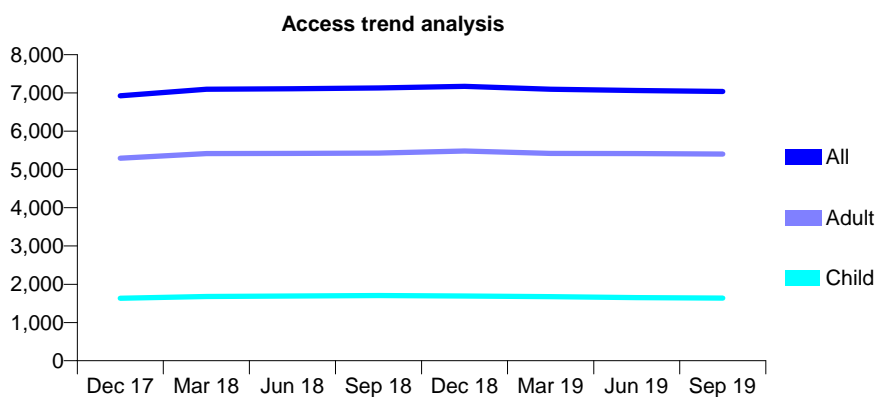
Q46 - Vital Signs At a Glance Contract Report for 572411/0002 - September 2019

Name or company name	MR DM VALLANCE
Contract type name	GDS Contract
Purpose of contract	General
Contract start date	01/04/2006
Contract end date	

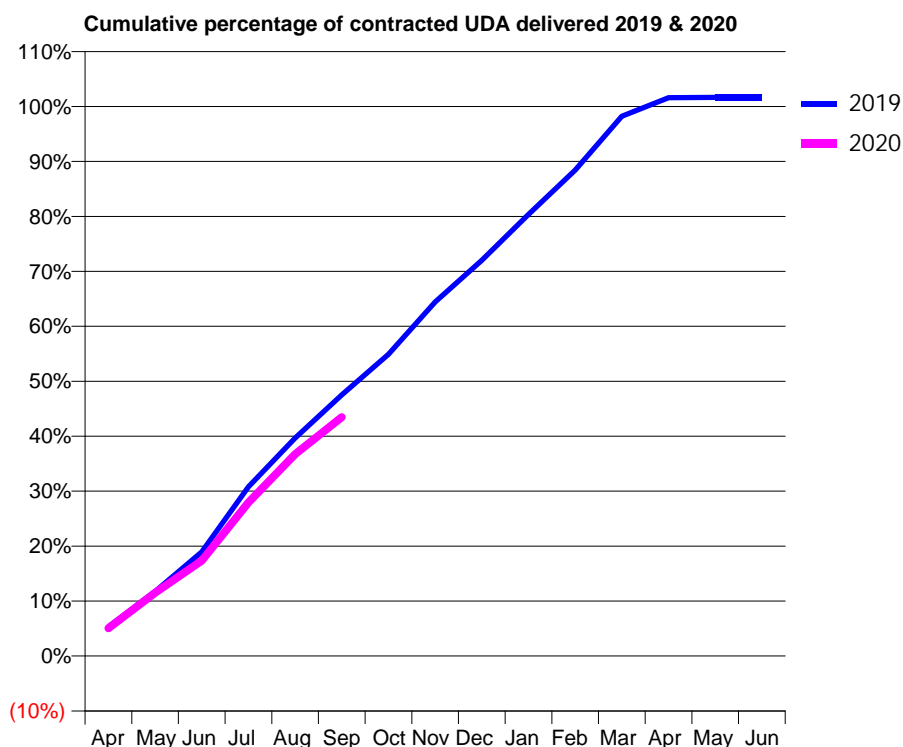
19/20 Contracted general activity (UDA)	20,269
Carry forward general activity (UDA)	0
19/20 Contracted orthodontic activity (UOA)	0
Carry forward orthodontic activity (UOA)	0
Baseline contract value	£569,564.36

ACCESS*

Patients seen in 24 months	Total	Change since previous quarter
Quarter ending September 2018	7,132	
Quarter ending December 2018	7,172	→
Quarter ending March 2019	7,094	↓
Quarter ending June 2019	7,064	→
Quarter ending September 2019	7,037	→
Variance since September 2018	(1.3%)	↓



ACTIVITY



Month	Adjusted Scheduled Activity (UDA)	
	2019	2020
April	1,081	1,027
May	2,384	2,333
June	3,840	3,514
July	6,246	5,663
August	8,044	7,448
September	9,635	8,813
October	11,129	
November	13,061	
December	14,595	
January	16,289	
February	17,924	
March	19,911	
April	20,591	
May	20,602	
June	20,603	

QUALITY

	Quantity	Base Number	Contract	AT	Region	England
% of FP17s for the same patient ID Re-attending within 3 months - Children	92	1,215	7.6%	11.5%	12.1%	11.5%
% of FP17s for the same patient ID Re-attending within 3 months - Adults	524	3,346	15.7%	16.1%	15.6%	15.4%
% of FP17s for the same patient ID Re-attending between 3 & 9 months - Children	758	1,215	62.4%	59.3%	61.2%	59.7%
% of FP17s for the same patient ID Re-attending between 3 & 9 months - Adults	1,672	3,346	50.0%	51.9%	54.3%	51.7%
% of FP17s for Band 1 Urgent Courses	496	4,289	11.6%	10.4%	9.1%	9.2%
% of FP17s Relating to Free Repair or Replacements	37	4,289	0.9%	0.8%	0.9%	0.7%
% of FP17s Relating to Continuations	51	4,289	1.2%	0.8%	1.0%	0.8%
% of Patients satisfied with the dentistry they have received	1	1	N/A	92.3%	94.4%	93.5%
% of Patients satisfied with the time they had to wait for an appointment	1	1	N/A	87.3%	88.1%	87.4%

* This is based on patients treated on this contract for their most recent course of treatment. Figures in italics indicate the base number of FP17s or Patient Questionnaire responses are less than 100. N/A is shown where the base number of responses is less than 10 during the period. % is calculated as Quantity/Base number*100

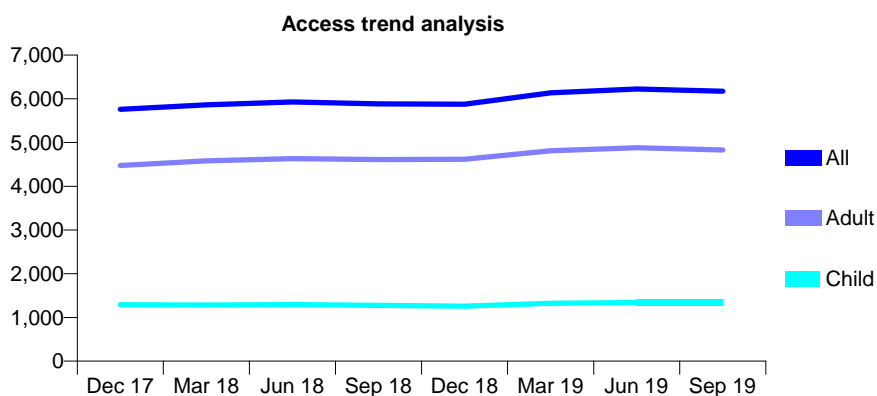
Q46 - Vital Signs At a Glance Contract Report for 572713/0001 - September 2019

Name or company name	Ward & Malik
Contract type name	GDS Contract
Purpose of contract	General
Contract start date	01/04/2006
Contract end date	

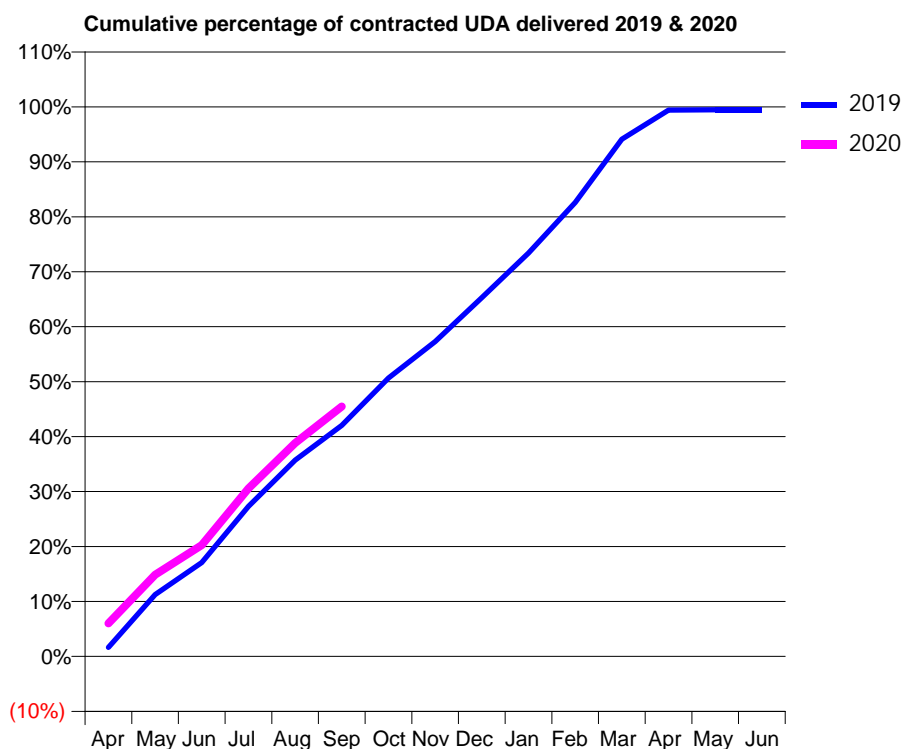
19/20 Contracted general activity (UDA)	17,573
Carry forward general activity (UDA)	0
19/20 Contracted orthodontic activity (UOA)	0
Carry forward orthodontic activity (UOA)	0
Baseline contract value	£593,663.73

ACCESS*

Patients seen in 24 months	Total	Change since previous quarter
Quarter ending September 2018	5,885	
Quarter ending December 2018	5,875	→
Quarter ending March 2019	6,134	↑
Quarter ending June 2019	6,223	→
Quarter ending September 2019	6,172	→
Variance since September 2018	4.9%	↑



ACTIVITY



Month	2019	2020
April	291	1,054
May	1,975	2,613
June	3,000	3,559
July	4,799	5,372
August	6,277	6,824
September	7,386	7,989
October	8,901	
November	10,070	
December	11,468	
January	12,897	
February	14,518	
March	16,541	
April	17,471	
May	17,478	
June	17,478	

QUALITY

	Quantity	Base Number	Contract	AT	Region	England
% of FP17s for the same patient ID Re-attending within 3 months - Children	86	1,158	7.4%	11.5%	12.1%	11.5%
% of FP17s for the same patient ID Re-attending within 3 months - Adults	505	3,020	16.7%	16.1%	15.6%	15.4%
% of FP17s for the same patient ID Re-attending between 3 & 9 months - Children	587	1,158	50.7%	59.3%	61.2%	59.7%
% of FP17s for the same patient ID Re-attending between 3 & 9 months - Adults	1,394	3,020	46.2%	51.9%	54.3%	51.7%
% of FP17s for Band 1 Urgent Courses	412	3,818	10.8%	10.4%	9.1%	9.2%
% of FP17s Relating to Free Repair or Replacements	53	3,818	1.4%	0.8%	0.9%	0.7%
% of FP17s Relating to Continuations	84	3,818	2.2%	0.8%	1.0%	0.8%
% of Patients satisfied with the dentistry they have received	2	2	N/A	92.3%	94.4%	93.5%
% of Patients satisfied with the time they had to wait for an appointment	2	2	N/A	87.3%	88.1%	87.4%

* This is based on patients treated on this contract for their most recent course of treatment. Figures in italics indicate the base number of FP17s or Patient Questionnaire responses are less than 100. N/A is shown where the base number of responses is less than 10 during the period. % is calculated as Quantity/Base number*100

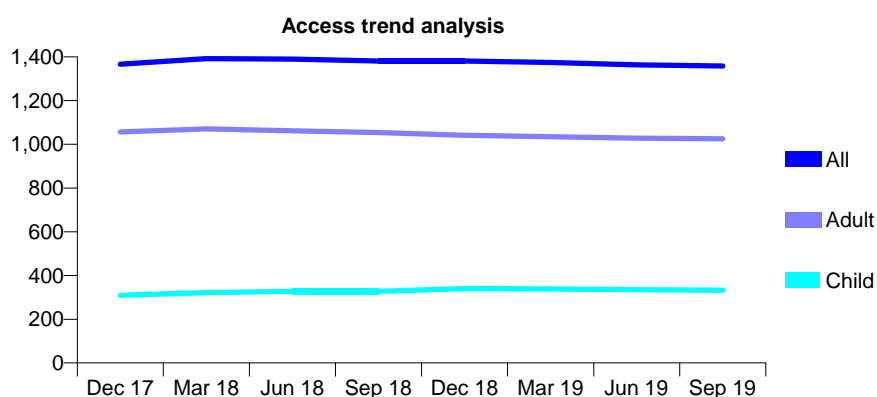
Q46 - Vital Signs At a Glance Contract Report for 576050/0001 - September 2019

Name or company name	MR AJ STOGGALL
Contract type name	GDS Contract
Purpose of contract	General
Contract start date	01/04/2006
Contract end date	

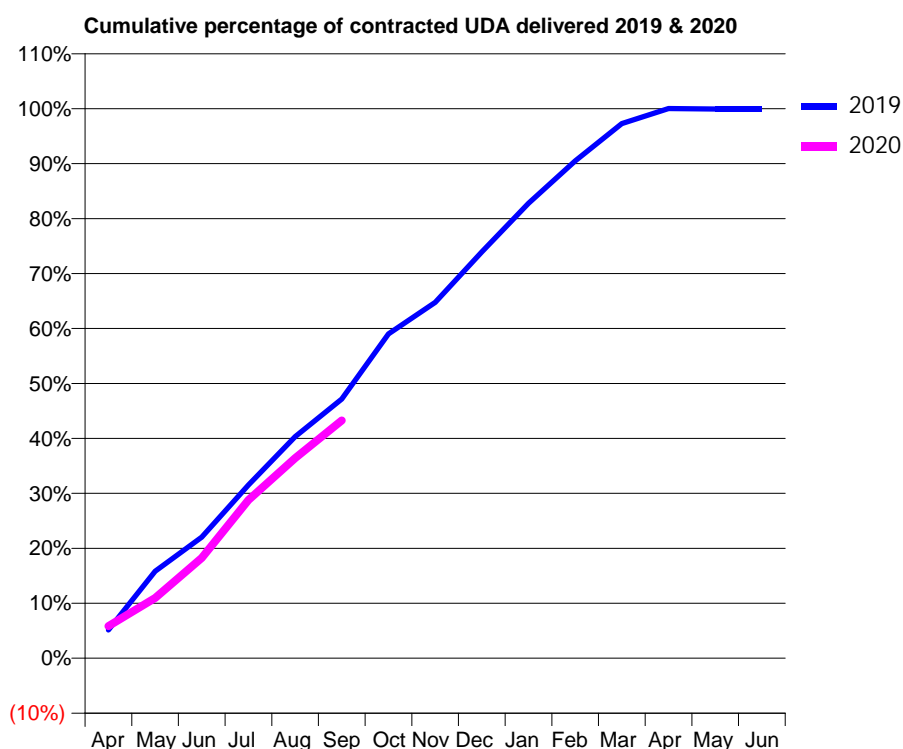
19/20 Contracted general activity (UDA)	4,712
Carry forward general activity (UDA)	0
19/20 Contracted orthodontic activity (UOA)	0
Carry forward orthodontic activity (UOA)	0
Baseline contract value	£184,924.60

ACCESS*

Patients seen in 24 months	Total	Change since previous quarter
Quarter ending September 2018	1,381	
Quarter ending December 2018	1,381	→
Quarter ending March 2019	1,374	→
Quarter ending June 2019	1,363	→
Quarter ending September 2019	1,358	→
Variance since September 2018	(1.7%)	↓



ACTIVITY



Month	2019	2020
April	242	275
May	746	517
June	1,039	859
July	1,486	1,357
August	1,900	1,715
September	2,222	2,038
October	2,781	
November	3,051	
December	3,483	
January	3,901	
February	4,265	
March	4,584	
April	4,713	
May	4,710	
June	4,710	

QUALITY

	Quantity	Base Number	Contract	AT	Region	England
% of FP17s for the same patient ID Re-attending within 3 months - Children	31	303	10.2%	11.5%	12.1%	11.5%
% of FP17s for the same patient ID Re-attending within 3 months - Adults	68	794	8.6%	16.1%	15.6%	15.4%
% of FP17s for the same patient ID Re-attending between 3 & 9 months - Children	228	303	75.2%	59.3%	61.2%	59.7%
% of FP17s for the same patient ID Re-attending between 3 & 9 months - Adults	570	794	71.8%	51.9%	54.3%	51.7%
% of FP17s for Band 1 Urgent Courses	35	1,038	3.4%	10.4%	9.1%	9.2%
% of FP17s Relating to Free Repair or Replacements	6	1,038	0.6%	0.8%	0.9%	0.7%
% of FP17s Relating to Continuations	1	1,038	0.1%	0.8%	1.0%	0.8%
% of Patients satisfied with the dentistry they have received	0	0	N/A	92.3%	94.4%	93.5%
% of Patients satisfied with the time they had to wait for an appointment	0	0	N/A	87.3%	88.1%	87.4%

* This is based on patients treated on this contract for their most recent course of treatment.

Figures in italics indicate the base number of FP17s or Patient Questionnaire responses are less than 100. N/A is shown where the base number of responses is less than 10 during the period. % is calculated as Quantity/Base number*100

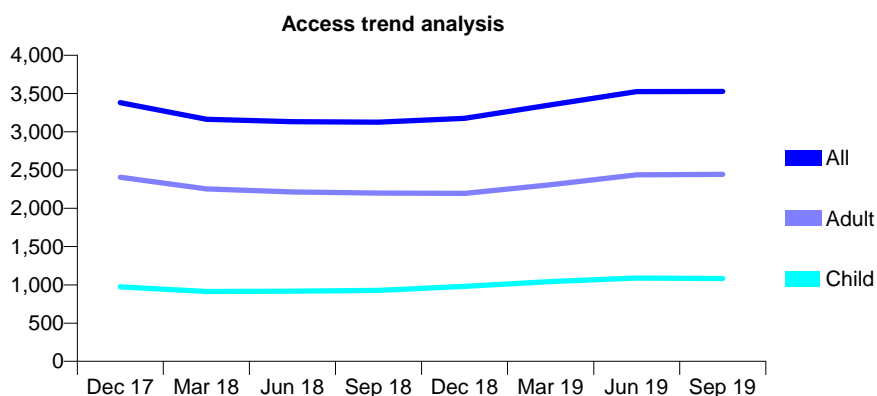
Q46 - Vital Signs At a Glance Contract Report for 610801/0001 - September 2019

Name or company name	Rauf Wellington Healthcare Ltd
Contract type name	GDS Contract
Purpose of contract	General
Contract start date	21/10/2010
Contract end date	

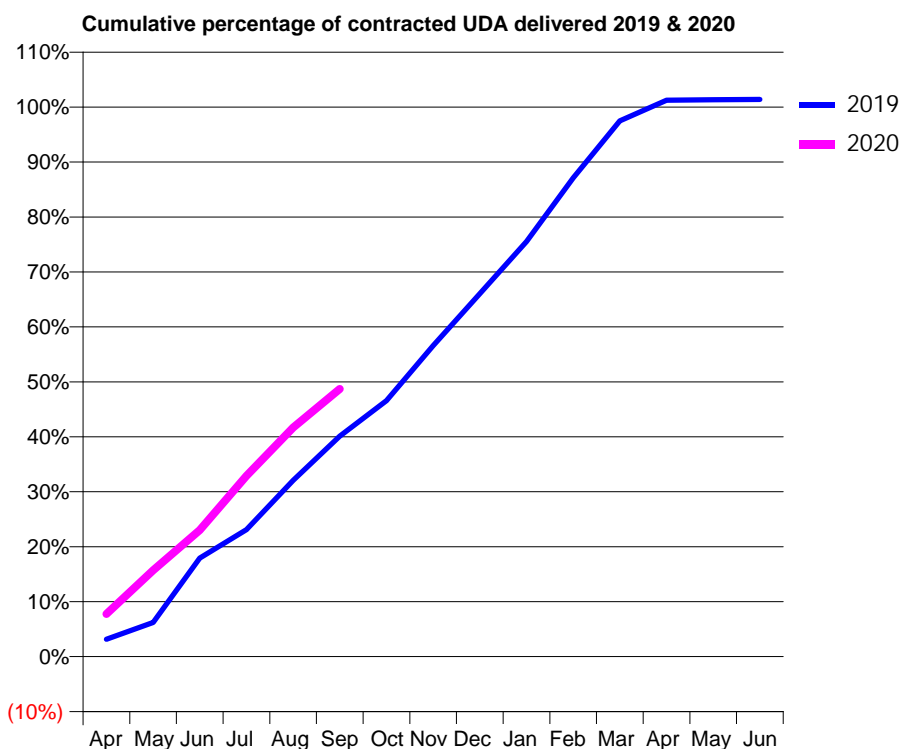
19/20 Contracted general activity (UDA)	10,334
Carry forward general activity (UDA)	0
19/20 Contracted orthodontic activity (UOA)	0
Carry forward orthodontic activity (UOA)	0
Baseline contract value	£260,952.53

ACCESS*

Patients seen in 24 months	Total	Change since previous quarter
Quarter ending September 2018	3,126	
Quarter ending December 2018	3,177	→
Quarter ending March 2019	3,351	↑
Quarter ending June 2019	3,525	↑
Quarter ending September 2019	3,527	→
Variance since September 2018	12.8%	↑



ACTIVITY



Month	Adjusted Scheduled Activity (UDA)	
	2019	2020
April	326	802
May	643	1,625
June	1,853	2,379
July	2,390	3,398
August	3,314	4,307
September	4,146	5,035
October	4,814	
November	5,850	
December	6,825	
January	7,806	
February	9,003	
March	10,074	
April	10,463	
May	10,470	
June	10,475	

QUALITY

	Quantity	Base Number	Contract	AT	Region	England
% of FP17s for the same patient ID Re-attending within 3 months - Children	82	869	9.4%	11.5%	12.1%	11.5%
% of FP17s for the same patient ID Re-attending within 3 months - Adults	304	1,865	16.3%	16.1%	15.6%	15.4%
% of FP17s for the same patient ID Re-attending between 3 & 9 months - Children	603	869	69.4%	59.3%	61.2%	59.7%
% of FP17s for the same patient ID Re-attending between 3 & 9 months - Adults	1,056	1,865	56.6%	51.9%	54.3%	51.7%
% of FP17s for Band 1 Urgent Courses	231	2,516	9.2%	10.4%	9.1%	9.2%
% of FP17s Relating to Free Repair or Replacements	19	2,516	0.8%	0.8%	0.9%	0.7%
% of FP17s Relating to Continuations	38	2,516	1.5%	0.8%	1.0%	0.8%
% of Patients satisfied with the dentistry they have received	0	0	N/A	92.3%	94.4%	93.5%
% of Patients satisfied with the time they had to wait for an appointment	0	0	N/A	87.3%	88.1%	87.4%

* This is based on patients treated on this contract for their most recent course of treatment. Figures in italics indicate the base number of FP17s or Patient Questionnaire responses are less than 100. N/A is shown where the base number of responses is less than 10 during the period. % is calculated as Quantity/Base number*100

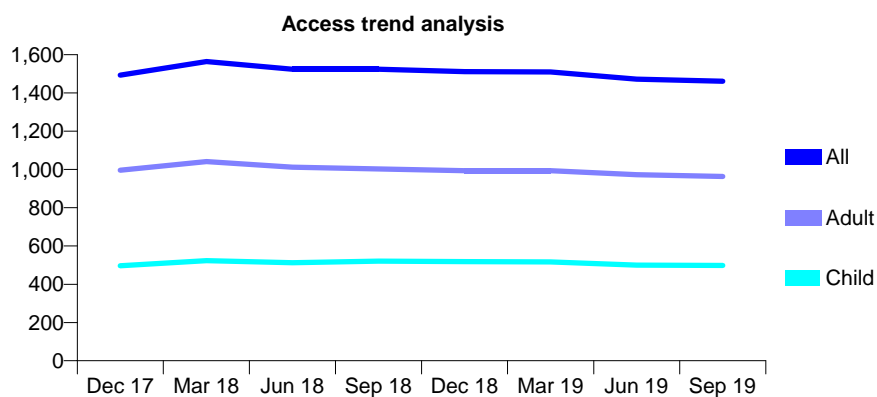
Q46 - Vital Signs At a Glance Contract Report for 613347/0001 - September 2019

Name or company name	MISS AT SARWAR
Contract type name	GDS Contract
Purpose of contract	General
Contract start date	30/06/2014
Contract end date	

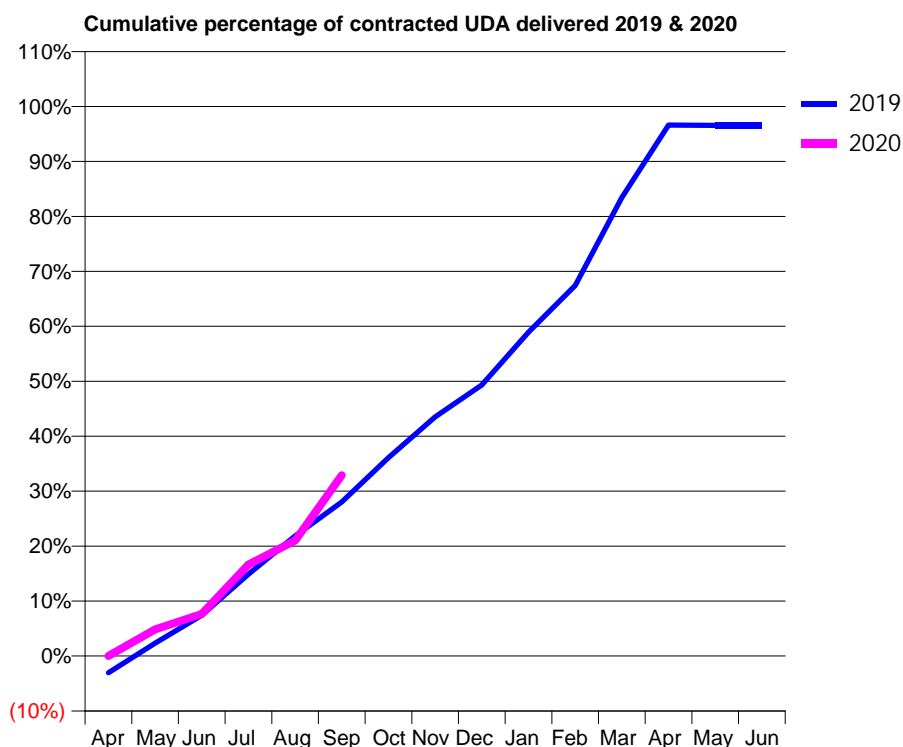
19/20 Contracted general activity (UDA)	5,753
Carry forward general activity (UDA)	0
19/20 Contracted orthodontic activity (UOA)	0
Carry forward orthodontic activity (UOA)	0
Baseline contract value	£144,133.40

ACCESS*

Patients seen in 24 months	Total	Change since previous quarter
Quarter ending September 2018	1,524	
Quarter ending December 2018	1,511	→
Quarter ending March 2019	1,510	→
Quarter ending June 2019	1,472	↓
Quarter ending September 2019	1,461	→
Variance since September 2018	(4.1%)	↓



ACTIVITY



Month	Adjusted Scheduled Activity (UDA)	
	2019	2020
April	-177	1
May	135	279
June	427	441
July	856	957
August	1,257	1,209
September	1,613	1,892
October	2,076	
November	2,503	
December	2,838	
January	3,390	
February	3,879	
March	4,799	
April	5,558	
May	5,555	
June	5,555	

QUALITY

	Quantity	Base Number	Contract	AT	Region	England
% of FP17s for the same patient ID Re-attending within 3 months - Children	56	425	13.2%	11.5%	12.1%	11.5%
% of FP17s for the same patient ID Re-attending within 3 months - Adults	135	696	19.4%	16.1%	15.6%	15.4%
% of FP17s for the same patient ID Re-attending between 3 & 9 months - Children	315	425	74.1%	59.3%	61.2%	59.7%
% of FP17s for the same patient ID Re-attending between 3 & 9 months - Adults	434	696	62.4%	51.9%	54.3%	51.7%
% of FP17s for Band 1 Urgent Courses	94	959	9.8%	10.4%	9.1%	9.2%
% of FP17s Relating to Free Repair or Replacements	20	959	2.1%	0.8%	0.9%	0.7%
% of FP17s Relating to Continuations	1	959	0.1%	0.8%	1.0%	0.8%
% of Patients satisfied with the dentistry they have received	0	0	N/A	92.3%	94.4%	93.5%
% of Patients satisfied with the time they had to wait for an appointment	0	0	N/A	87.3%	88.1%	87.4%

* This is based on patients treated on this contract for their most recent course of treatment. Figures in italics indicate the base number of FP17s or Patient Questionnaire responses are less than 100. N/A is shown where the base number of responses is less than 10 during the period. % is calculated as Quantity/Base number*100

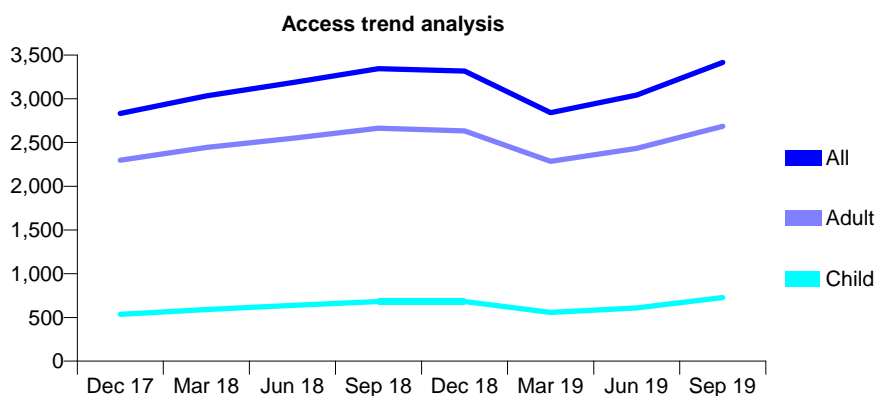
Q46 - Vital Signs At a Glance Contract Report for 620319/0001 - September 2019

Name or company name	Mr A Joubert
Contract type name	GDS Contract
Purpose of contract	General
Contract start date	01/04/2006
Contract end date	

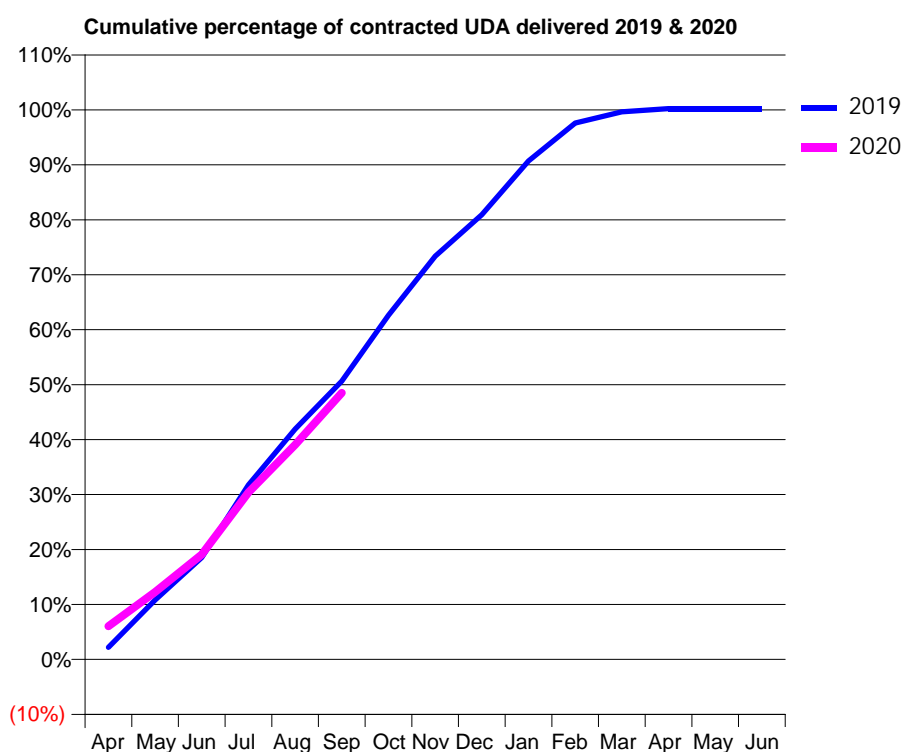
19/20 Contracted general activity (UDA)	10,949
Carry forward general activity (UDA)	0
19/20 Contracted orthodontic activity (UOA)	0
Carry forward orthodontic activity (UOA)	0
Baseline contract value	£229,625.07

ACCESS*

Patients seen in 24 months	Total	Change since previous quarter
Quarter ending September 2018	3,345	
Quarter ending December 2018	3,316	→
Quarter ending March 2019	2,842	↓
Quarter ending June 2019	3,043	↑
Quarter ending September 2019	3,415	↑
Variance since September 2018	2.1%	↑



ACTIVITY



Month	2019	2020
April	227	662
May	1,119	1,344
June	1,919	2,090
July	3,288	3,328
August	4,341	4,279
September	5,242	5,311
October	6,485	
November	7,596	
December	8,377	
January	9,391	
February	10,104	
March	10,315	
April	10,376	
May	10,376	
June	10,376	

QUALITY

	Quantity	Base Number	Contract	AT	Region	England
% of FP17s for the same patient ID Re-attending within 3 months - Children	25	612	4.1%	11.5%	12.1%	11.5%
% of FP17s for the same patient ID Re-attending within 3 months - Adults	316	2,331	13.6%	16.1%	15.6%	15.4%
% of FP17s for the same patient ID Re-attending between 3 & 9 months - Children	313	612	51.1%	59.3%	61.2%	59.7%
% of FP17s for the same patient ID Re-attending between 3 & 9 months - Adults	1,161	2,331	49.8%	51.9%	54.3%	51.7%
% of FP17s for Band 1 Urgent Courses	257	2,914	8.8%	10.4%	9.1%	9.2%
% of FP17s Relating to Free Repair or Replacements	39	2,914	1.3%	0.8%	0.9%	0.7%
% of FP17s Relating to Continuations	17	2,914	0.6%	0.8%	1.0%	0.8%
% of Patients satisfied with the dentistry they have received	0	0	N/A	92.3%	94.4%	93.5%
% of Patients satisfied with the time they had to wait for an appointment	0	0	N/A	87.3%	88.1%	87.4%

* This is based on patients treated on this contract for their most recent course of treatment. Figures in italics indicate the base number of FP17s or Patient Questionnaire responses are less than 100. N/A is shown where the base number of responses is less than 10 during the period. % is calculated as Quantity/Base number*100

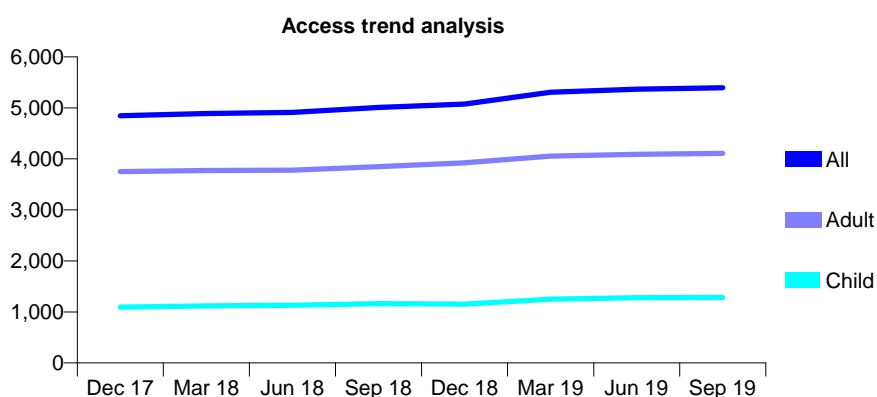
Q46 - Vital Signs At a Glance Contract Report for 620343/0001 - September 2019

Name or company name	MR SD WALMSLEY
Contract type name	GDS Contract
Purpose of contract	General
Contract start date	01/04/2006
Contract end date	

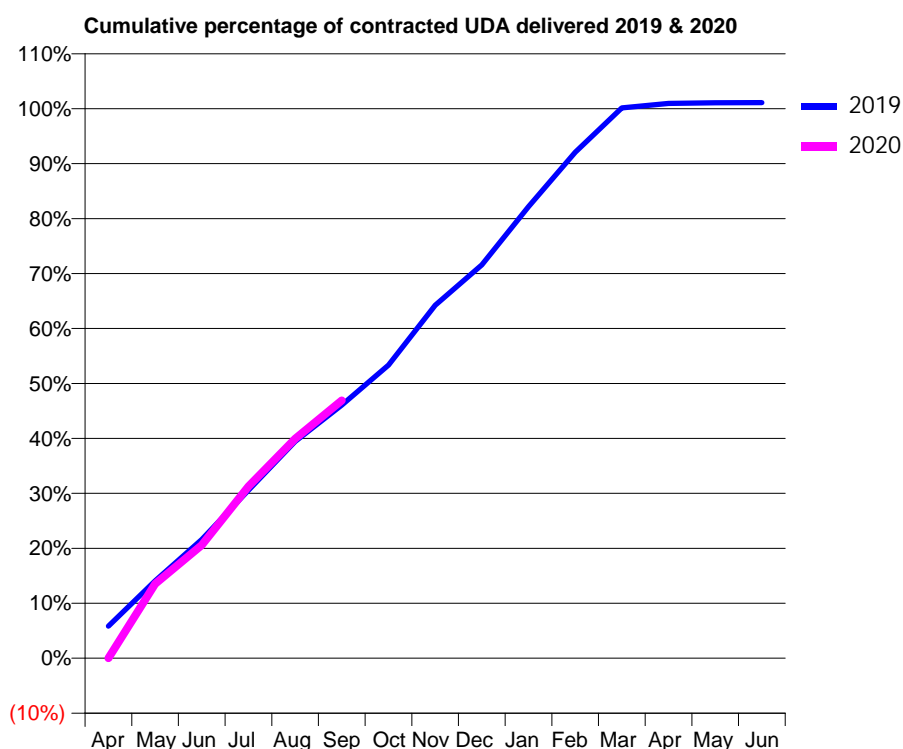
19/20 Contracted general activity (UDA)	13,145
Carry forward general activity (UDA)	0
19/20 Contracted orthodontic activity (UOA)	0
Carry forward orthodontic activity (UOA)	0
Baseline contract value	£378,005.30

ACCESS*

Patients seen in 24 months	Total	Change since previous quarter
Quarter ending September 2018	5,009	
Quarter ending December 2018	5,077	→
Quarter ending March 2019	5,306	↑
Quarter ending June 2019	5,367	→
Quarter ending September 2019	5,394	→
Variance since September 2018	7.7%	↑



ACTIVITY



Month	2019	2020
April	766	0
May	1,850	1,779
June	2,840	2,703
July	4,019	4,110
August	5,184	5,253
September	6,056	6,164
October	7,014	
November	8,441	
December	9,407	
January	10,798	
February	12,105	
March	13,164	
April	13,270	
May	13,284	
June	13,290	

QUALITY

	Quantity	Base Number	Contract	AT	Region	England
% of FP17s for the same patient ID Re-attending within 3 months - Children	38	861	4.4%	11.5%	12.1%	11.5%
% of FP17s for the same patient ID Re-attending within 3 months - Adults	279	2,212	12.6%	16.1%	15.6%	15.4%
% of FP17s for the same patient ID Re-attending between 3 & 9 months - Children	442	861	51.3%	59.3%	61.2%	59.7%
% of FP17s for the same patient ID Re-attending between 3 & 9 months - Adults	1,034	2,212	46.7%	51.9%	54.3%	51.7%
% of FP17s for Band 1 Urgent Courses	140	3,012	4.6%	10.4%	9.1%	9.2%
% of FP17s Relating to Free Repair or Replacements	11	3,012	0.4%	0.8%	0.9%	0.7%
% of FP17s Relating to Continuations	20	3,012	0.7%	0.8%	1.0%	0.8%
% of Patients satisfied with the dentistry they have received	4	4	N/A	92.3%	94.4%	93.5%
% of Patients satisfied with the time they had to wait for an appointment	4	4	N/A	87.3%	88.1%	87.4%

* This is based on patients treated on this contract for their most recent course of treatment.

Figures in italics indicate the base number of FP17s or Patient Questionnaire responses are less than 100. N/A is shown where the base number of responses is less than 10 during the period. % is calculated as Quantity/Base number*100

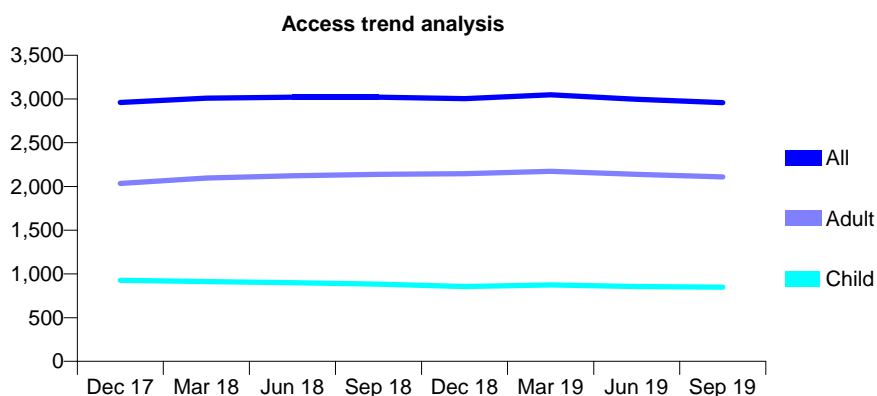
Q46 - Vital Signs At a Glance Contract Report for 628549/0002 - September 2019

Name or company name	Taylor and Gibb
Contract type name	GDS Contract
Purpose of contract	General
Contract start date	02/03/2012
Contract end date	

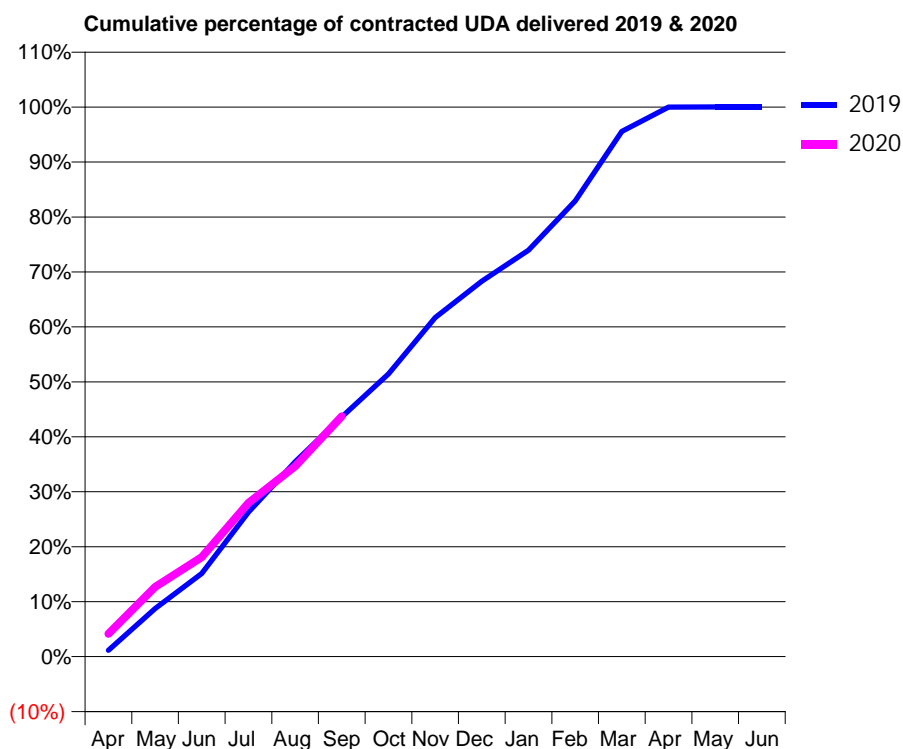
19/20 Contracted general activity (UDA)	8,698
Carry forward general activity (UDA)	0
19/20 Contracted orthodontic activity (UOA)	0
Carry forward orthodontic activity (UOA)	0
Baseline contract value	£222,534.74

ACCESS*

Patients seen in 24 months	Total	Change since previous quarter
Quarter ending September 2018	3,021	
Quarter ending December 2018	3,004	→
Quarter ending March 2019	3,048	→
Quarter ending June 2019	2,996	↓
Quarter ending September 2019	2,958	↓
Variance since September 2018	(2.1%)	↓



ACTIVITY



Month	Adjusted Scheduled Activity (UDA)	
	2019	2020
April	100	363
May	760	1,103
June	1,316	1,575
July	2,287	2,432
August	3,086	3,014
September	3,795	3,805
October	4,475	
November	5,367	
December	5,941	
January	6,432	
February	7,214	
March	8,312	
April	8,696	
May	8,699	
June	8,700	

QUALITY

	Quantity	Base Number	Contract	AT	Region	England
% of FP17s for the same patient ID Re-attending within 3 months - Children	65	638	10.2%	11.5%	12.1%	11.5%
% of FP17s for the same patient ID Re-attending within 3 months - Adults	216	1,400	15.4%	16.1%	15.6%	15.4%
% of FP17s for the same patient ID Re-attending between 3 & 9 months - Children	365	638	57.2%	59.3%	61.2%	59.7%
% of FP17s for the same patient ID Re-attending between 3 & 9 months - Adults	793	1,400	56.6%	51.9%	54.3%	51.7%
% of FP17s for Band 1 Urgent Courses	149	1,903	7.8%	10.4%	9.1%	9.2%
% of FP17s Relating to Free Repair or Replacements	32	1,903	1.7%	0.8%	0.9%	0.7%
% of FP17s Relating to Continuations	4	1,903	0.2%	0.8%	1.0%	0.8%
% of Patients satisfied with the dentistry they have received	0	0	N/A	92.3%	94.4%	93.5%
% of Patients satisfied with the time they had to wait for an appointment	0	0	N/A	87.3%	88.1%	87.4%

* This is based on patients treated on this contract for their most recent course of treatment. Figures in italics indicate the base number of FP17s or Patient Questionnaire responses are less than 100. N/A is shown where the base number of responses is less than 10 during the period. % is calculated as Quantity/Base number*100

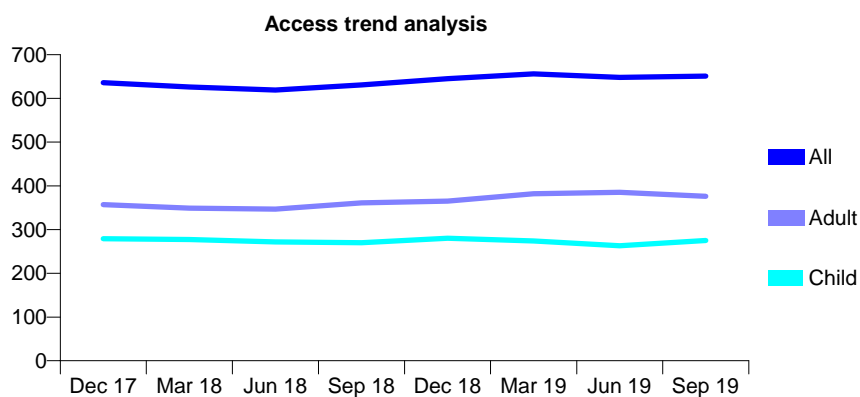
Q46 - Vital Signs At a Glance Contract Report for 632015/0001 - September 2019

Name or company name	Dr M Kapenda
Contract type name	GDS Contract
Purpose of contract	General
Contract start date	01/04/2006
Contract end date	

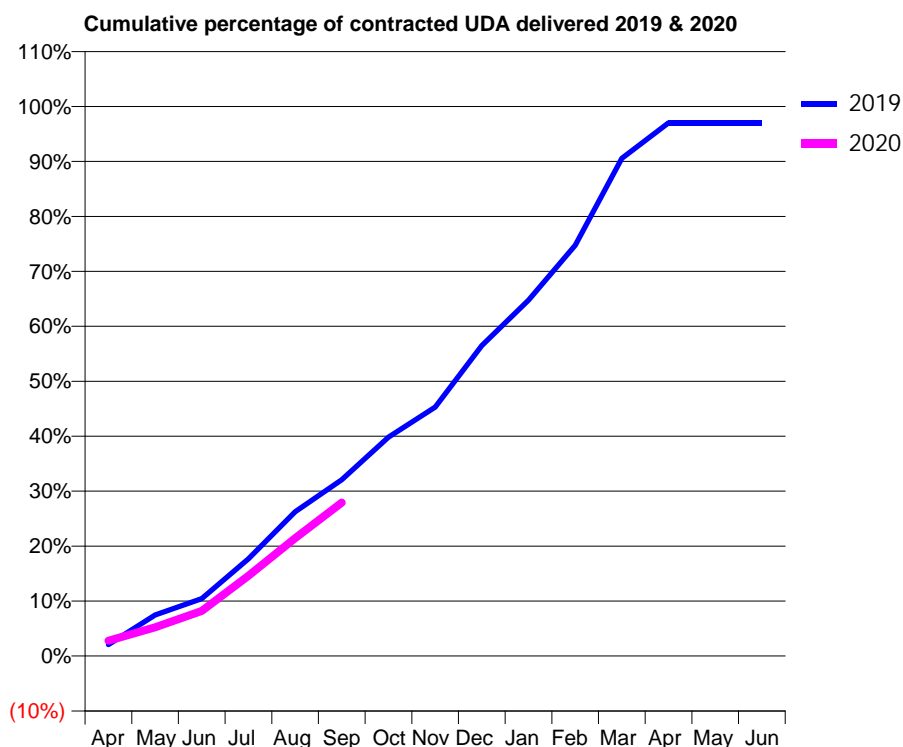
19/20 Contracted general activity (UDA)	1,880
Carry forward general activity (UDA)	0
19/20 Contracted orthodontic activity (UOA)	0
Carry forward orthodontic activity (UOA)	0
Baseline contract value	£54,056.43

ACCESS*

Patients seen in 24 months	Total	Change since previous quarter
Quarter ending September 2018	631	
Quarter ending December 2018	645	↑
Quarter ending March 2019	656	→
Quarter ending June 2019	648	↓
Quarter ending September 2019	651	→
Variance since September 2018	3.2%	↑



ACTIVITY



Month	Adjusted Scheduled Activity (UDA)	
	2019	2020
April	39	52
May	140	98
June	197	154
July	333	275
August	494	403
September	603	525
October	749	
November	852	
December	1,062	
January	1,218	
February	1,405	
March	1,702	
April	1,824	
May	1,824	
June	1,824	

QUALITY

	Quantity	Base Number	Contract	AT	Region	England
% of FP17s for the same patient ID Re-attending within 3 months - Children	12	165	7.3%	11.5%	12.1%	11.5%
% of FP17s for the same patient ID Re-attending within 3 months - Adults	21	189	11.1%	16.1%	15.6%	15.4%
% of FP17s for the same patient ID Re-attending between 3 & 9 months - Children	72	165	43.6%	59.3%	61.2%	59.7%
% of FP17s for the same patient ID Re-attending between 3 & 9 months - Adults	85	189	45.0%	51.9%	54.3%	51.7%
% of FP17s for Band 1 Urgent Courses	23	298	7.7%	10.4%	9.1%	9.2%
% of FP17s Relating to Free Repair or Replacements	1	298	0.3%	0.8%	0.9%	0.7%
% of FP17s Relating to Continuations	1	298	0.3%	0.8%	1.0%	0.8%
% of Patients satisfied with the dentistry they have received	0	0	N/A	92.3%	94.4%	93.5%
% of Patients satisfied with the time they had to wait for an appointment	0	0	N/A	87.3%	88.1%	87.4%

* This is based on patients treated on this contract for their most recent course of treatment. Figures in italics indicate the base number of FP17s or Patient Questionnaire responses are less than 100. N/A is shown where the base number of responses is less than 10 during the period. % is calculated as Quantity/Base number*100

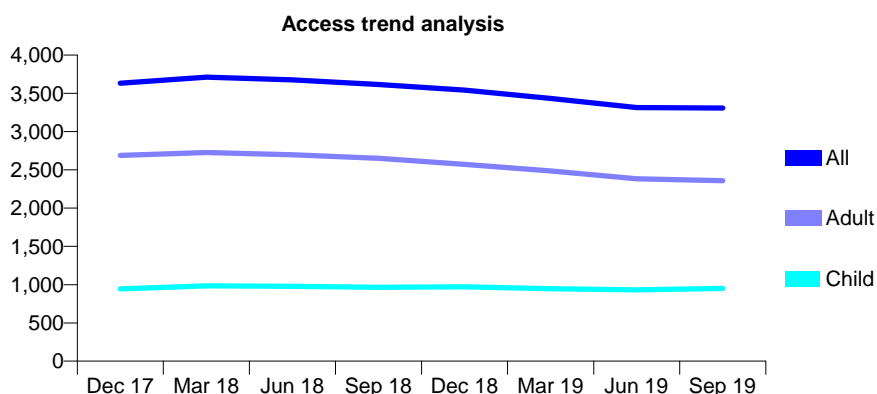
Q46 - Vital Signs At a Glance Contract Report for 632279/0001 - September 2019

Name or company name	Mr U Sharif
Contract type name	GDS Contract
Purpose of contract	General
Contract start date	01/04/2006
Contract end date	

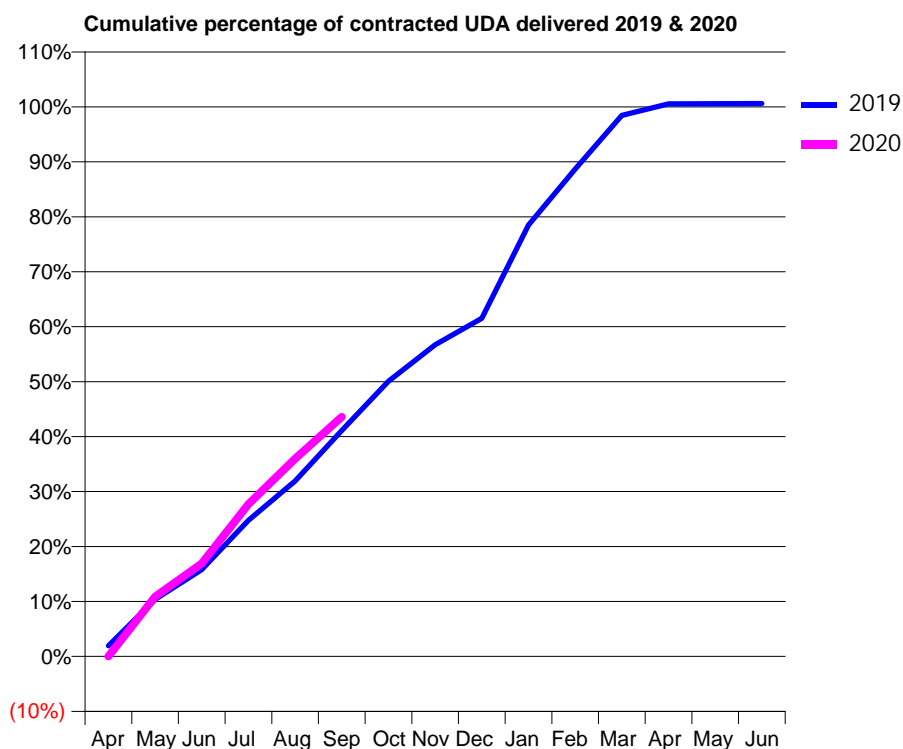
19/20 Contracted general activity (UDA)	12,087
Carry forward general activity (UDA)	0
19/20 Contracted orthodontic activity (UOA)	0
Carry forward orthodontic activity (UOA)	0
Baseline contract value	£419,851.73

ACCESS*

Patients seen in 24 months	Total	Change since previous quarter
Quarter ending September 2018	3,616	
Quarter ending December 2018	3,542	↓
Quarter ending March 2019	3,433	↓
Quarter ending June 2019	3,315	↓
Quarter ending September 2019	3,308	→
Variance since September 2018	(8.5%)	↓



ACTIVITY



Month	2019	2020
April	237	0
May	1,256	1,316
June	1,910	2,043
July	2,994	3,347
August	3,858	4,348
September	4,968	5,267
October	6,053	
November	6,856	
December	7,436	
January	9,487	
February	10,719	
March	11,897	
April	12,152	
May	12,157	
June	12,158	

QUALITY

	Quantity	Base Number	Contract	AT	Region	England
% of FP17s for the same patient ID Re-attending within 3 months - Children	88	807	10.9%	11.5%	12.1%	11.5%
% of FP17s for the same patient ID Re-attending within 3 months - Adults	245	1,583	15.5%	16.1%	15.6%	15.4%
% of FP17s for the same patient ID Re-attending between 3 & 9 months - Children	501	807	62.1%	59.3%	61.2%	59.7%
% of FP17s for the same patient ID Re-attending between 3 & 9 months - Adults	916	1,583	57.9%	51.9%	54.3%	51.7%
% of FP17s for Band 1 Urgent Courses	217	2,280	9.5%	10.4%	9.1%	9.2%
% of FP17s Relating to Free Repair or Replacements	51	2,280	2.2%	0.8%	0.9%	0.7%
% of FP17s Relating to Continuations	26	2,280	1.1%	0.8%	1.0%	0.8%
% of Patients satisfied with the dentistry they have received	2	2	N/A	92.3%	94.4%	93.5%
% of Patients satisfied with the time they had to wait for an appointment	2	2	N/A	87.3%	88.1%	87.4%

* This is based on patients treated on this contract for their most recent course of treatment. Figures in italics indicate the base number of FP17s or Patient Questionnaire responses are less than 100. N/A is shown where the base number of responses is less than 10 during the period. % is calculated as Quantity/Base number*100

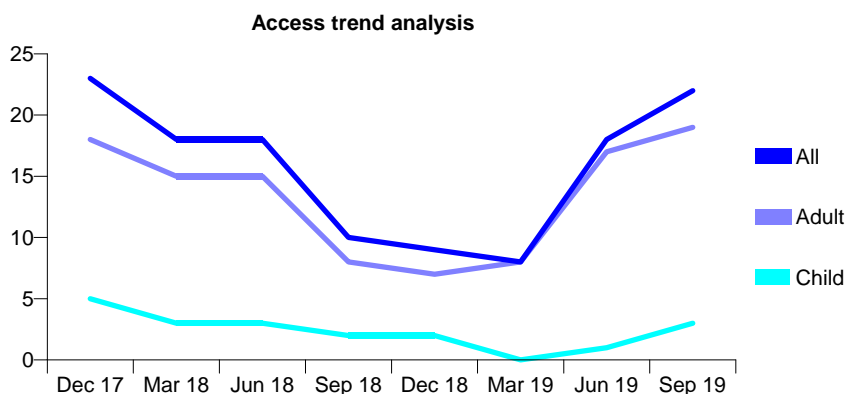
Q46 - Vital Signs At a Glance Contract Report for 632686/0001 - September 2019

Name or company name	MR M HAFFNER
Contract type name	GDS Contract
Purpose of contract	General
Contract start date	01/04/2006
Contract end date	

19/20 Contracted general activity (UDA)	100
Carry forward general activity (UDA)	0
19/20 Contracted orthodontic activity (UOA)	0
Carry forward orthodontic activity (UOA)	0
Baseline contract value	£1,975.76

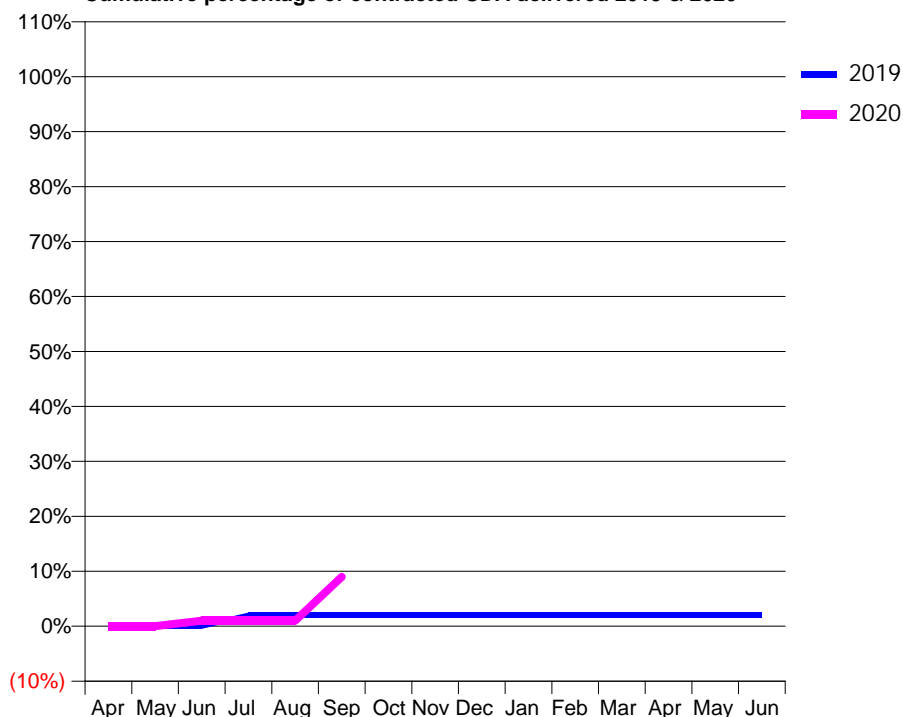
ACCESS*

Patients seen in 24 months	Total	Change since previous quarter
Quarter ending September 2018	10	
Quarter ending December 2018	9	↓
Quarter ending March 2019	8	↓
Quarter ending June 2019	18	↑
Quarter ending September 2019	22	↑
Variance since September 2018	120.0%	↑



ACTIVITY

Cumulative percentage of contracted UDA delivered 2019 & 2020



Adjusted Scheduled Activity (UDA)

Month	2019	2020
April	0	0
May	0	0
June	0	1
July	2	1
August	2	1
September	2	9
October	2	
November	2	
December	2	
January	2	
February	2	
March	2	
April	2	
May	2	
June	2	

QUALITY

	Quantity	Base Number	Contract	AT	Region	England
% of FP17s for the same patient ID Re-attending within 3 months - Children	0	3	0.0%	11.5%	12.1%	11.5%
% of FP17s for the same patient ID Re-attending within 3 months - Adults	2	21	9.5%	16.1%	15.6%	15.4%
% of FP17s for the same patient ID Re-attending between 3 & 9 months - Children	0	3	0.0%	59.3%	61.2%	59.7%
% of FP17s for the same patient ID Re-attending between 3 & 9 months - Adults	1	21	4.8%	51.9%	54.3%	51.7%
% of FP17s for Band 1 Urgent Courses	0	8	0.0%	10.4%	9.1%	9.2%
% of FP17s Relating to Free Repair or Replacements	0	8	0.0%	0.8%	0.9%	0.7%
% of FP17s Relating to Continuations	0	8	0.0%	0.8%	1.0%	0.8%
% of Patients satisfied with the dentistry they have received	0	0	N/A	92.3%	94.4%	93.5%
% of Patients satisfied with the time they had to wait for an appointment	0	0	N/A	87.3%	88.1%	87.4%

* This is based on patients treated on this contract for their most recent course of treatment.

Figures in italics indicate the base number of FP17s or Patient Questionnaire responses are less than 100. N/A is shown where the base number of responses is less than 10 during the period. % is calculated as Quantity/Base number*100

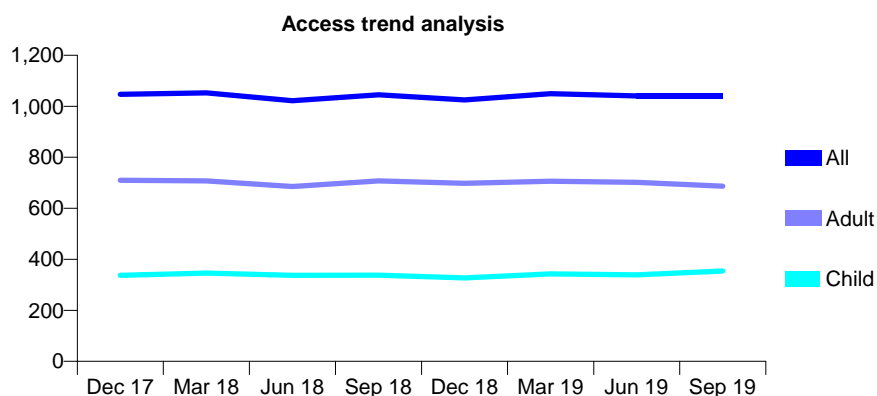
Q46 - Vital Signs At a Glance Contract Report for 635529/0001 - September 2019

Name or company name	MR DI LLEWELLYN
Contract type name	GDS Contract
Purpose of contract	General
Contract start date	01/04/2006
Contract end date	

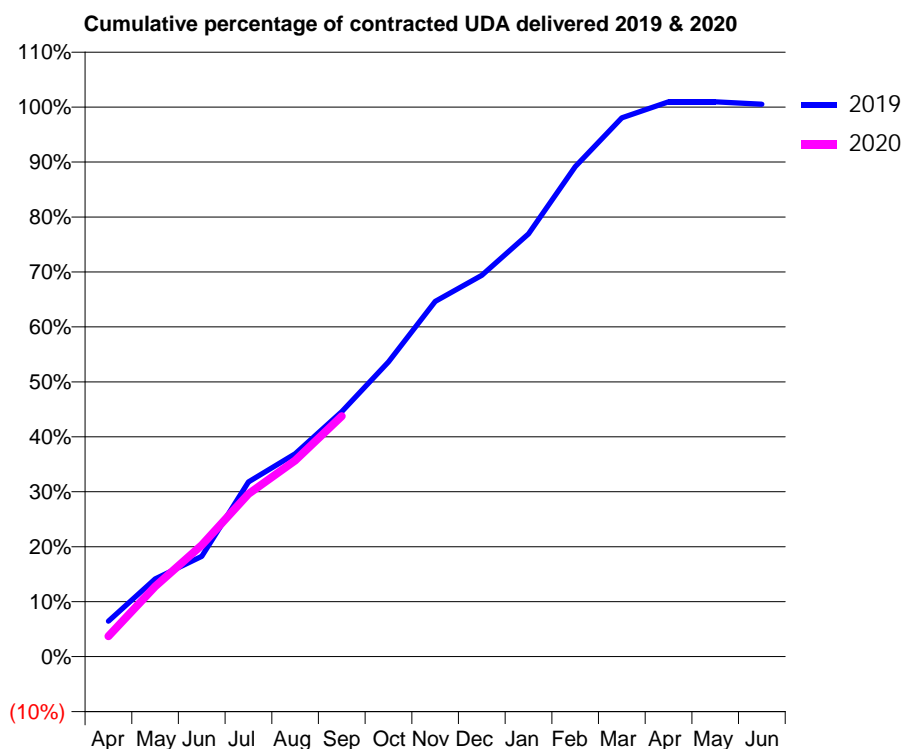
19/20 Contracted general activity (UDA)	3,000
Carry forward general activity (UDA)	0
19/20 Contracted orthodontic activity (UOA)	0
Carry forward orthodontic activity (UOA)	0
Baseline contract value	£100,544.46

ACCESS*

Patients seen in 24 months	Total	Change since previous quarter
Quarter ending September 2018	1,045	
Quarter ending December 2018	1,025	↓
Quarter ending March 2019	1,049	↑
Quarter ending June 2019	1,041	→
Quarter ending September 2019	1,041	→
Variance since September 2018	(0.4%)	→



ACTIVITY



Month	Adjusted Scheduled Activity (UDA)	
	2019	2020
April	194	112
May	424	384
June	548	609
July	954	888
August	1,108	1,070
September	1,337	1,313
October	1,609	
November	1,939	
December	2,081	
January	2,308	
February	2,674	
March	2,941	
April	3,028	
May	3,028	
June	3,016	

QUALITY

	Quantity	Base Number	Contract	AT	Region	England
% of FP17s for the same patient ID Re-attending within 3 months - Children	11	222	5.0%	11.5%	12.1%	11.5%
% of FP17s for the same patient ID Re-attending within 3 months - Adults	46	382	12.0%	16.1%	15.6%	15.4%
% of FP17s for the same patient ID Re-attending between 3 & 9 months - Children	134	222	60.4%	59.3%	61.2%	59.7%
% of FP17s for the same patient ID Re-attending between 3 & 9 months - Adults	138	382	36.1%	51.9%	54.3%	51.7%
% of FP17s for Band 1 Urgent Courses	15	555	2.7%	10.4%	9.1%	9.2%
% of FP17s Relating to Free Repair or Replacements	0	555	0.0%	0.8%	0.9%	0.7%
% of FP17s Relating to Continuations	5	555	0.9%	0.8%	1.0%	0.8%
% of Patients satisfied with the dentistry they have received	0	0	N/A	92.3%	94.4%	93.5%
% of Patients satisfied with the time they had to wait for an appointment	0	0	N/A	87.3%	88.1%	87.4%

* This is based on patients treated on this contract for their most recent course of treatment. Figures in italics indicate the base number of FP17s or Patient Questionnaire responses are less than 100. N/A is shown where the base number of responses is less than 10 during the period. % is calculated as Quantity/Base number*100

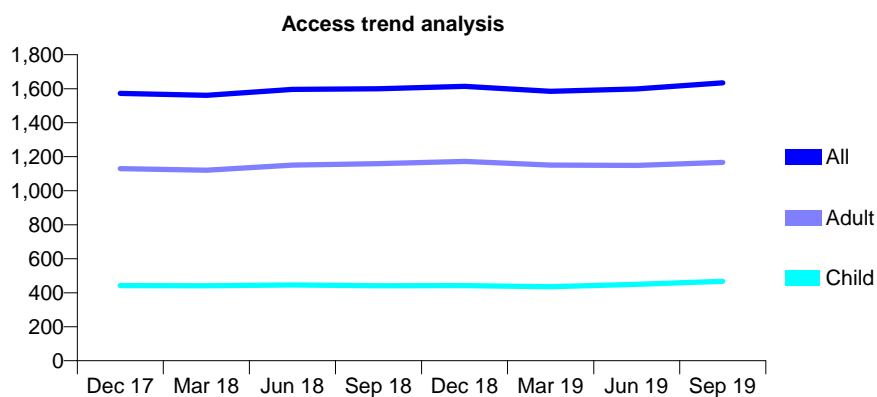
Q46 - Vital Signs At a Glance Contract Report for 638927/0001 - September 2019

Name or company name	MR IA MIRZA
Contract type name	GDS Contract
Purpose of contract	General
Contract start date	01/04/2006
Contract end date	

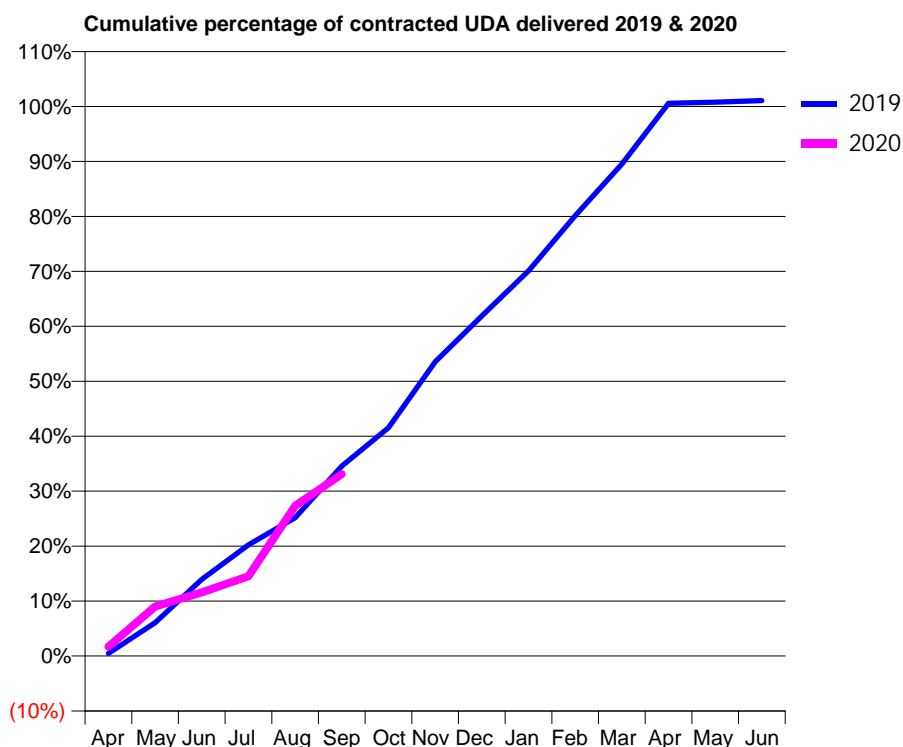
19/20 Contracted general activity (UDA)	6,277
Carry forward general activity (UDA)	0
19/20 Contracted orthodontic activity (UOA)	0
Carry forward orthodontic activity (UOA)	0
Baseline contract value	£206,617.21

ACCESS*

Patients seen in 24 months	Total	Change since previous quarter
Quarter ending September 2018	1,600	
Quarter ending December 2018	1,614	→
Quarter ending March 2019	1,585	↓
Quarter ending June 2019	1,599	→
Quarter ending September 2019	1,634	↑
Variance since September 2018	2.1%	↑



ACTIVITY



Month	Adjusted Scheduled Activity (UDA)	
	2019	2020
April	30	107
May	382	566
June	875	727
July	1,270	912
August	1,580	1,715
September	2,168	2,077
October	2,608	
November	3,361	
December	3,884	
January	4,398	
February	5,031	
March	5,618	
April	6,312	
May	6,325	
June	6,343	

QUALITY

	Quantity	Base Number	Contract	AT	Region	England
% of FP17s for the same patient ID Re-attending within 3 months - Children	31	358	8.7%	11.5%	12.1%	11.5%
% of FP17s for the same patient ID Re-attending within 3 months - Adults	134	781	17.2%	16.1%	15.6%	15.4%
% of FP17s for the same patient ID Re-attending between 3 & 9 months - Children	178	358	49.7%	59.3%	61.2%	59.7%
% of FP17s for the same patient ID Re-attending between 3 & 9 months - Adults	365	781	46.7%	51.9%	54.3%	51.7%
% of FP17s for Band 1 Urgent Courses	100	900	11.1%	10.4%	9.1%	9.2%
% of FP17s Relating to Free Repair or Replacements	13	900	1.4%	0.8%	0.9%	0.7%
% of FP17s Relating to Continuations	4	900	0.4%	0.8%	1.0%	0.8%
% of Patients satisfied with the dentistry they have received	0	0	N/A	92.3%	94.4%	93.5%
% of Patients satisfied with the time they had to wait for an appointment	0	0	N/A	87.3%	88.1%	87.4%

* This is based on patients treated on this contract for their most recent course of treatment. Figures in italics indicate the base number of FP17s or Patient Questionnaire responses are less than 100. N/A is shown where the base number of responses is less than 10 during the period. % is calculated as Quantity/Base number*100

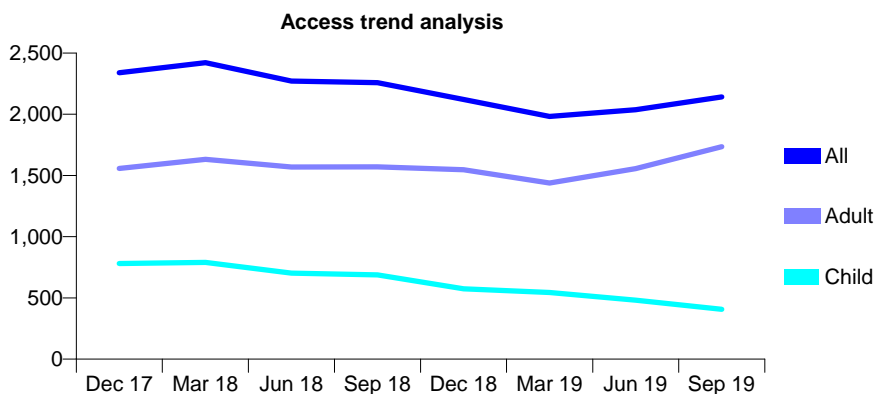
Q46 - Vital Signs At a Glance Contract Report for 639125/0001 - September 2019

Name or company name	The Dental Care Centre
Contract type name	GDS Contract
Purpose of contract	General
Contract start date	01/04/2006
Contract end date	

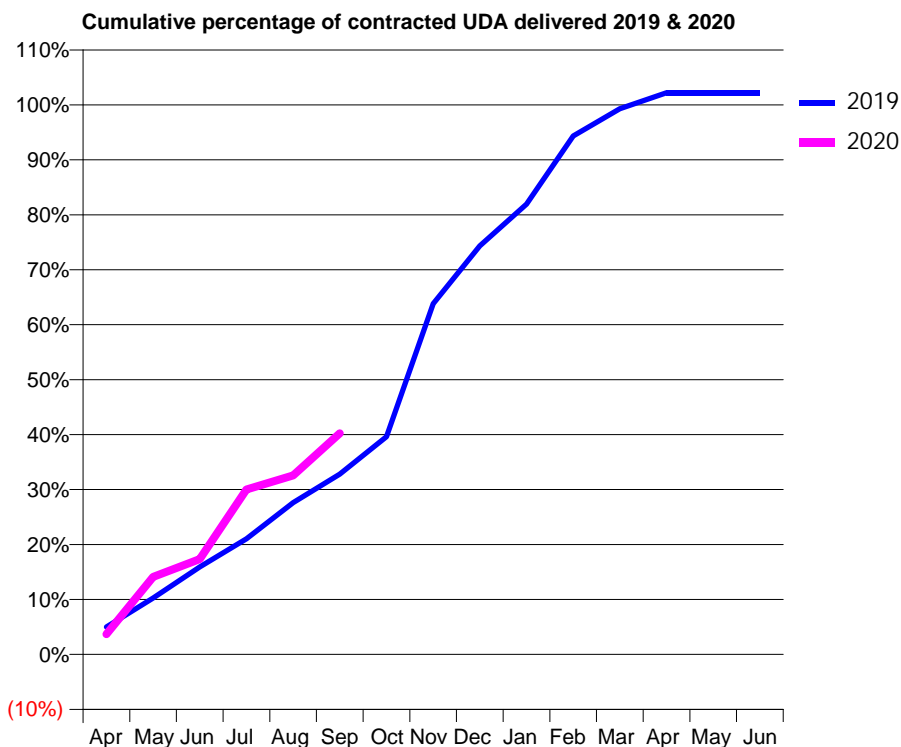
19/20 Contracted general activity (UDA)	9,042
Carry forward general activity (UDA)	0
19/20 Contracted orthodontic activity (UOA)	0
Carry forward orthodontic activity (UOA)	0
Baseline contract value	£415,383.24

ACCESS*

Patients seen in 24 months	Total	Change since previous quarter
Quarter ending September 2018	2,258	
Quarter ending December 2018	2,122	↓
Quarter ending March 2019	1,982	↓
Quarter ending June 2019	2,038	↑
Quarter ending September 2019	2,142	↑
Variance since September 2018	(5.1%)	↓



ACTIVITY



Month	2019	2020
April	451	332
May	928	1,276
June	1,438	1,568
July	1,904	2,713
August	2,498	2,946
September	2,965	3,640
October	3,582	
November	5,770	
December	6,722	
January	7,408	
February	8,531	
March	8,978	
April	9,240	
May	9,240	
June	9,240	

QUALITY

	Quantity	Base Number	Contract	AT	Region	England
% of FP17s for the same patient ID Re-attending within 3 months - Children	20	311	6.4%	11.5%	12.1%	11.5%
% of FP17s for the same patient ID Re-attending within 3 months - Adults	101	1,408	7.2%	16.1%	15.6%	15.4%
% of FP17s for the same patient ID Re-attending between 3 & 9 months - Children	123	311	39.5%	59.3%	61.2%	59.7%
% of FP17s for the same patient ID Re-attending between 3 & 9 months - Adults	570	1,408	40.5%	51.9%	54.3%	51.7%
% of FP17s for Band 1 Urgent Courses	45	1,634	2.8%	10.4%	9.1%	9.2%
% of FP17s Relating to Free Repair or Replacements	16	1,634	1.0%	0.8%	0.9%	0.7%
% of FP17s Relating to Continuations	13	1,634	0.8%	0.8%	1.0%	0.8%
% of Patients satisfied with the dentistry they have received	0	0	N/A	92.3%	94.4%	93.5%
% of Patients satisfied with the time they had to wait for an appointment	0	0	N/A	87.3%	88.1%	87.4%

* This is based on patients treated on this contract for their most recent course of treatment. Figures in italics indicate the base number of FP17s or Patient Questionnaire responses are less than 100. N/A is shown where the base number of responses is less than 10 during the period. % is calculated as Quantity/Base number*100

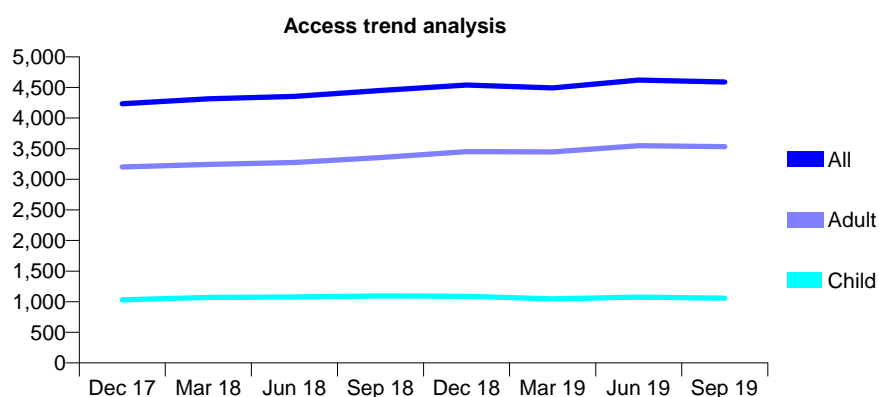
Q46 - Vital Signs At a Glance Contract Report for 643394/0001 - September 2019

Name or company name	MR M GREEN
Contract type name	GDS Contract
Purpose of contract	General
Contract start date	01/04/2006
Contract end date	

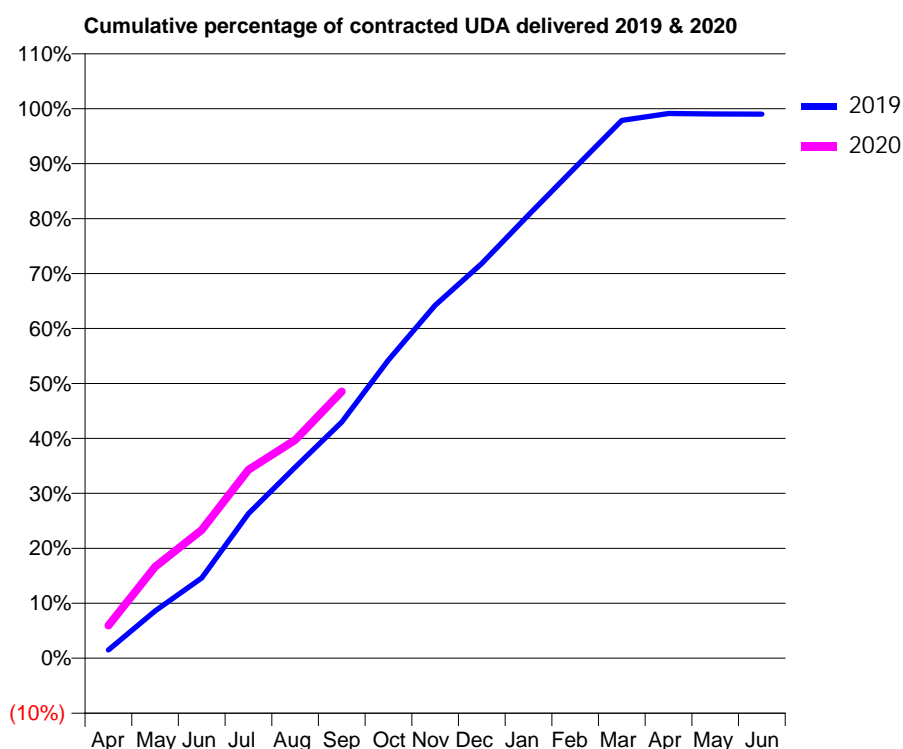
19/20 Contracted general activity (UDA)	11,651
Carry forward general activity (UDA)	0
19/20 Contracted orthodontic activity (UOA)	0
Carry forward orthodontic activity (UOA)	0
Baseline contract value	£342,368.48

ACCESS*

Patients seen in 24 months	Total	Change since previous quarter
Quarter ending September 2018	4,452	
Quarter ending December 2018	4,539	→
Quarter ending March 2019	4,493	↓
Quarter ending June 2019	4,623	↑
Quarter ending September 2019	4,589	→
Variance since September 2018	3.1%	↑



ACTIVITY



Month	2019	2020
April	177	694
May	1,001	1,937
June	1,700	2,720
July	3,066	3,998
August	4,050	4,627
September	5,007	5,655
October	6,322	
November	7,484	
December	8,369	
January	9,397	
February	10,405	
March	11,400	
April	11,548	
May	11,536	
June	11,535	

QUALITY

	Quantity	Base Number	Contract	AT	Region	England
% of FP17s for the same patient ID Re-attending within 3 months - Children	74	851	8.7%	11.5%	12.1%	11.5%
% of FP17s for the same patient ID Re-attending within 3 months - Adults	250	2,094	11.9%	16.1%	15.6%	15.4%
% of FP17s for the same patient ID Re-attending between 3 & 9 months - Children	434	851	51.0%	59.3%	61.2%	59.7%
% of FP17s for the same patient ID Re-attending between 3 & 9 months - Adults	684	2,094	32.7%	51.9%	54.3%	51.7%
% of FP17s for Band 1 Urgent Courses	288	2,845	10.1%	10.4%	9.1%	9.2%
% of FP17s Relating to Free Repair or Replacements	8	2,845	0.3%	0.8%	0.9%	0.7%
% of FP17s Relating to Continuations	36	2,845	1.3%	0.8%	1.0%	0.8%
% of Patients satisfied with the dentistry they have received	0	0	N/A	92.3%	94.4%	93.5%
% of Patients satisfied with the time they had to wait for an appointment	0	0	N/A	87.3%	88.1%	87.4%

* This is based on patients treated on this contract for their most recent course of treatment.

Figures in italics indicate the base number of FP17s or Patient Questionnaire responses are less than 100. N/A is shown where the base number of responses is less than 10 during the period. % is calculated as Quantity/Base number*100

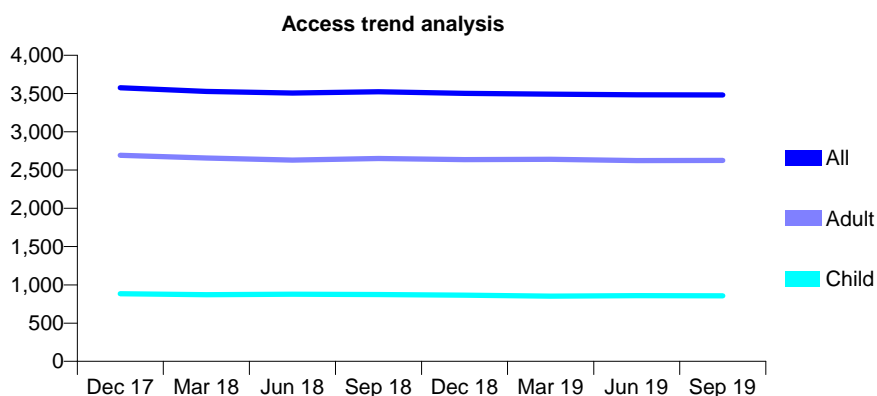
Q46 - Vital Signs At a Glance Contract Report for 643408/0001 - September 2019

Name or company name	MR DP LUSTMAN
Contract type name	GDS Contract
Purpose of contract	General
Contract start date	01/04/2006
Contract end date	

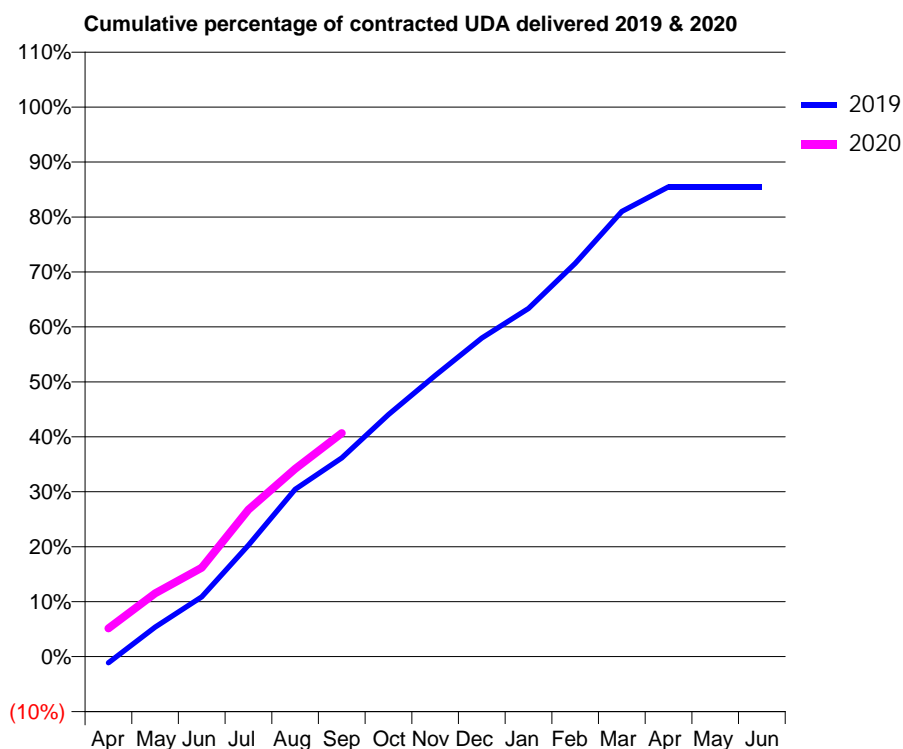
19/20 Contracted general activity (UDA)	11,485
Carry forward general activity (UDA)	0
19/20 Contracted orthodontic activity (UOA)	0
Carry forward orthodontic activity (UOA)	0
Baseline contract value	£293,891.68

ACCESS*

Patients seen in 24 months	Total	Change since previous quarter
Quarter ending September 2018	3,523	
Quarter ending December 2018	3,503	→
Quarter ending March 2019	3,492	→
Quarter ending June 2019	3,483	→
Quarter ending September 2019	3,481	→
Variance since September 2018	(1.2%)	↓



ACTIVITY



Month	Adjusted Scheduled Activity (UDA)	
	2019	2020
April	-133	591
May	616	1,322
June	1,250	1,857
July	2,332	3,073
August	3,497	3,925
September	4,155	4,674
October	5,059	
November	5,876	
December	6,657	
January	7,276	
February	8,220	
March	9,301	
April	9,817	
May	9,817	
June	9,817	

QUALITY

	Quantity	Base Number	Contract	AT	Region	England
% of FP17s for the same patient ID Re-attending within 3 months - Children	55	660	8.3%	11.5%	12.1%	11.5%
% of FP17s for the same patient ID Re-attending within 3 months - Adults	307	2,011	15.3%	16.1%	15.6%	15.4%
% of FP17s for the same patient ID Re-attending between 3 & 9 months - Children	385	660	58.3%	59.3%	61.2%	59.7%
% of FP17s for the same patient ID Re-attending between 3 & 9 months - Adults	1,265	2,011	62.9%	51.9%	54.3%	51.7%
% of FP17s for Band 1 Urgent Courses	133	2,451	5.4%	10.4%	9.1%	9.2%
% of FP17s Relating to Free Repair or Replacements	15	2,451	0.6%	0.8%	0.9%	0.7%
% of FP17s Relating to Continuations	57	2,451	2.3%	0.8%	1.0%	0.8%
% of Patients satisfied with the dentistry they have received	2	2	N/A	92.3%	94.4%	93.5%
% of Patients satisfied with the time they had to wait for an appointment	2	2	N/A	87.3%	88.1%	87.4%

* This is based on patients treated on this contract for their most recent course of treatment. Figures in italics indicate the base number of FP17s or Patient Questionnaire responses are less than 100. N/A is shown where the base number of responses is less than 10 during the period. % is calculated as Quantity/Base number*100

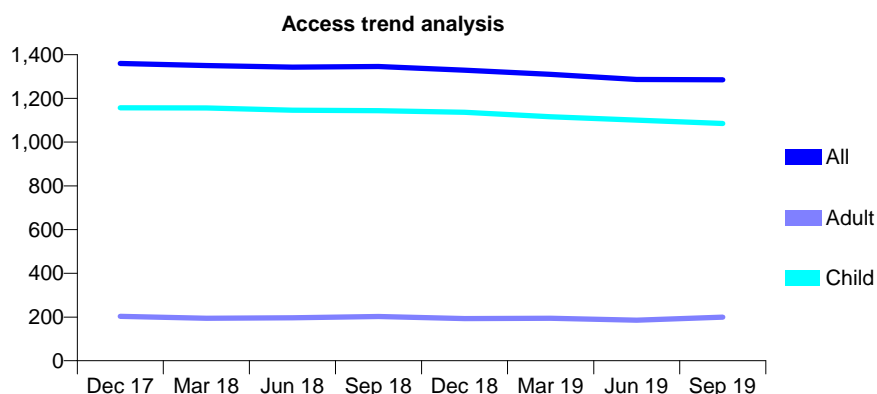
Q46 - Vital Signs At a Glance Contract Report for 643548/0001 - September 2019

Name or company name	MR RW SIMKINS
Contract type name	GDS Contract
Purpose of contract	General
Contract start date	01/04/2006
Contract end date	

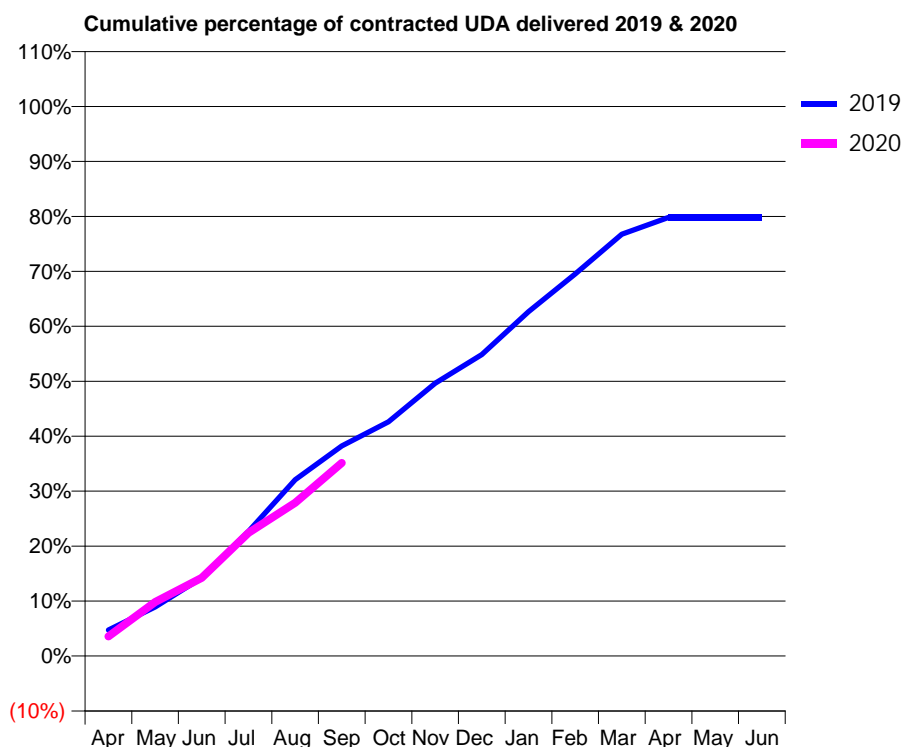
19/20 Contracted general activity (UDA)	3,600
Carry forward general activity (UDA)	0
19/20 Contracted orthodontic activity (UOA)	0
Carry forward orthodontic activity (UOA)	0
Baseline contract value	£135,757.26

ACCESS*

Patients seen in 24 months	Total	Change since previous quarter
Quarter ending September 2018	1,346	
Quarter ending December 2018	1,329	↓
Quarter ending March 2019	1,310	↓
Quarter ending June 2019	1,287	↓
Quarter ending September 2019	1,285	→
Variance since September 2018	(4.5%)	↓



ACTIVITY



Month	Adjusted Scheduled Activity (UDA)	
	2019	2020
April	171	129
May	322	355
June	512	513
July	816	806
August	1,154	1,004
September	1,376	1,265
October	1,535	
November	1,787	
December	1,975	
January	2,256	
February	2,503	
March	2,763	
April	2,873	
May	2,873	
June	2,873	

QUALITY

	Quantity	Base Number	Contract	AT	Region	England
% of FP17s for the same patient ID Re-attending within 3 months - Children	112	944	11.9%	11.5%	12.1%	11.5%
% of FP17s for the same patient ID Re-attending within 3 months - Adults	4	42	9.5%	16.1%	15.6%	15.4%
% of FP17s for the same patient ID Re-attending between 3 & 9 months - Children	586	944	62.1%	59.3%	61.2%	59.7%
% of FP17s for the same patient ID Re-attending between 3 & 9 months - Adults	23	42	54.8%	51.9%	54.3%	51.7%
% of FP17s for Band 1 Urgent Courses	47	896	5.2%	10.4%	9.1%	9.2%
% of FP17s Relating to Free Repair or Replacements	0	896	0.0%	0.8%	0.9%	0.7%
% of FP17s Relating to Continuations	0	896	0.0%	0.8%	1.0%	0.8%
% of Patients satisfied with the dentistry they have received	0	0	N/A	92.3%	94.4%	93.5%
% of Patients satisfied with the time they had to wait for an appointment	0	0	N/A	87.3%	88.1%	87.4%

* This is based on patients treated on this contract for their most recent course of treatment. Figures in italics indicate the base number of FP17s or Patient Questionnaire responses are less than 100. N/A is shown where the base number of responses is less than 10 during the period. % is calculated as Quantity/Base number*100

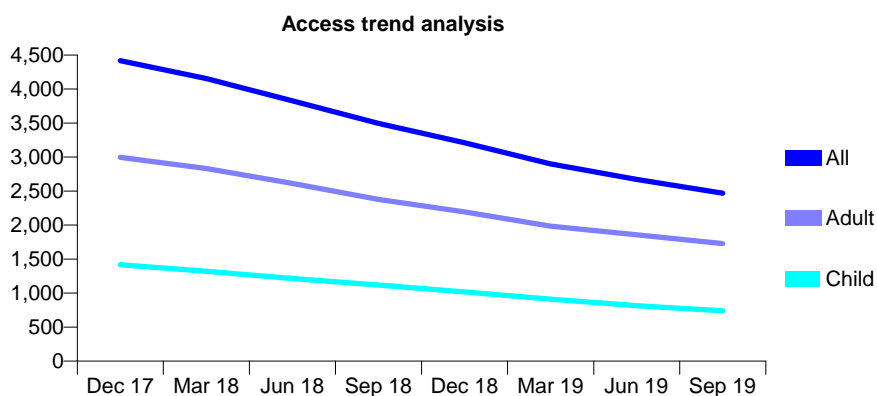
Q46 - Vital Signs At a Glance Contract Report for 643602/0001 - September 2019

Name or company name	MR EF FISHER
Contract type name	GDS Contract
Purpose of contract	General
Contract start date	30/10/2006
Contract end date	

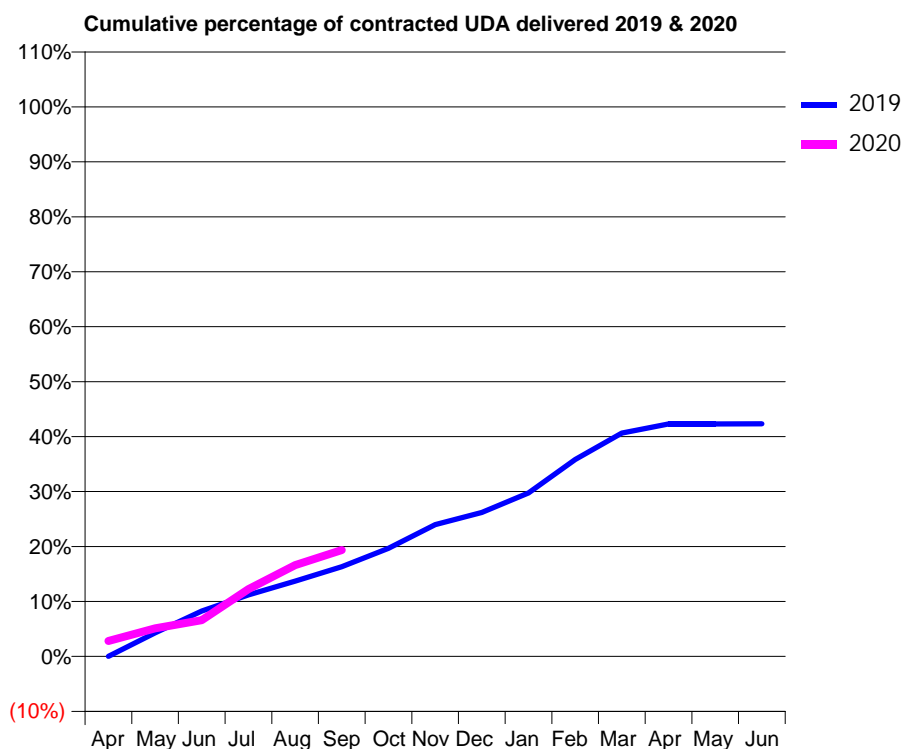
19/20 Contracted general activity (UDA)	15,273
Carry forward general activity (UDA)	0
19/20 Contracted orthodontic activity (UOA)	0
Carry forward orthodontic activity (UOA)	0
Baseline contract value	£404,167.40

ACCESS*

Patients seen in 24 months	Total	Change since previous quarter
Quarter ending September 2018	3,496	
Quarter ending December 2018	3,211	↓
Quarter ending March 2019	2,899	↓
Quarter ending June 2019	2,672	↓
Quarter ending September 2019	2,470	↓
Variance since September 2018	(29.3%)	↓



ACTIVITY



Month	Adjusted Scheduled Activity (UDA)	
	2019	2020
April	0	433
May	657	780
June	1,260	1,008
July	1,710	1,869
August	2,091	2,535
September	2,494	2,954
October	3,002	
November	3,665	
December	4,000	
January	4,541	
February	5,473	
March	6,206	
April	6,463	
May	6,463	
June	6,465	

QUALITY

	Quantity	Base Number	Contract	AT	Region	England
% of FP17s for the same patient ID Re-attending within 3 months - Children	47	455	10.3%	11.5%	12.1%	11.5%
% of FP17s for the same patient ID Re-attending within 3 months - Adults	240	1,201	20.0%	16.1%	15.6%	15.4%
% of FP17s for the same patient ID Re-attending between 3 & 9 months - Children	204	455	44.8%	59.3%	61.2%	59.7%
% of FP17s for the same patient ID Re-attending between 3 & 9 months - Adults	637	1,201	53.0%	51.9%	54.3%	51.7%
% of FP17s for Band 1 Urgent Courses	212	1,522	13.9%	10.4%	9.1%	9.2%
% of FP17s Relating to Free Repair or Replacements	12	1,522	0.8%	0.8%	0.9%	0.7%
% of FP17s Relating to Continuations	7	1,522	0.5%	0.8%	1.0%	0.8%
% of Patients satisfied with the dentistry they have received	0	0	N/A	92.3%	94.4%	93.5%
% of Patients satisfied with the time they had to wait for an appointment	0	0	N/A	87.3%	88.1%	87.4%

* This is based on patients treated on this contract for their most recent course of treatment. Figures in italics indicate the base number of FP17s or Patient Questionnaire responses are less than 100. N/A is shown where the base number of responses is less than 10 during the period. % is calculated as Quantity/Base number*100

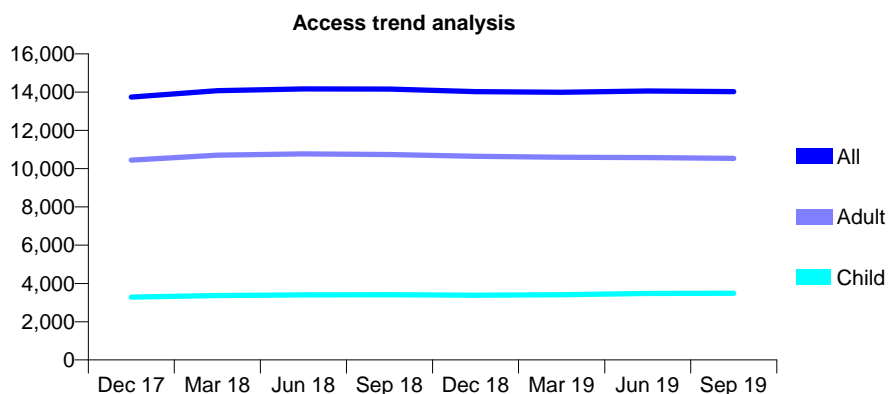
Q46 - Vital Signs At a Glance Contract Report for 649864/0001 - September 2019

Name or company name	Tyldesley Dental Centre Partnership
Contract type name	GDS Contract
Purpose of contract	General
Contract start date	01/04/2006
Contract end date	

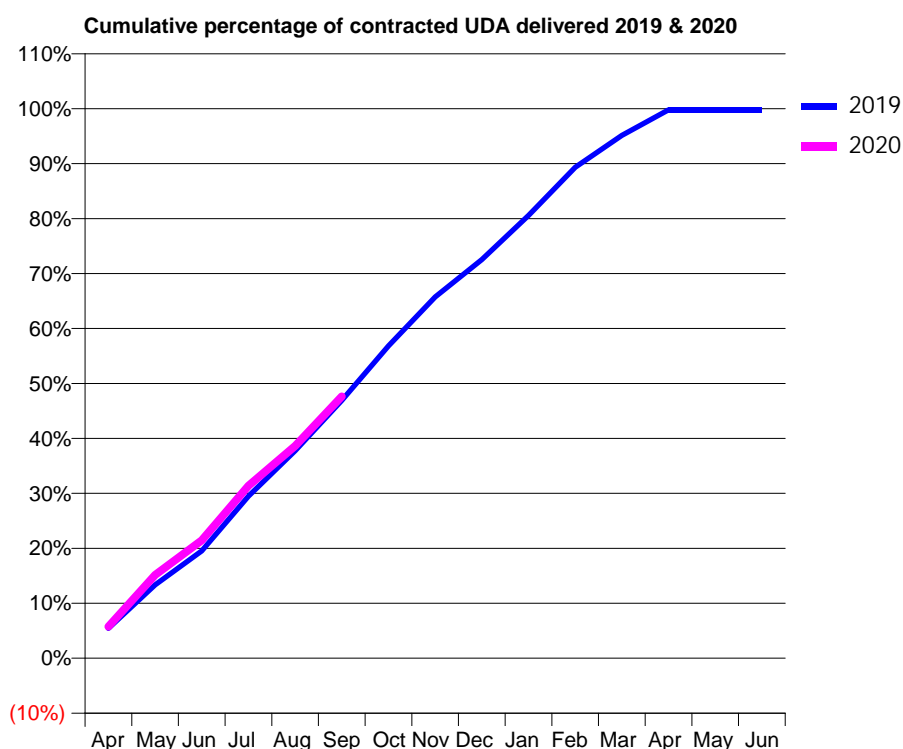
19/20 Contracted general activity (UDA)	36,956
Carry forward general activity (UDA)	0
19/20 Contracted orthodontic activity (UOA)	0
Carry forward orthodontic activity (UOA)	0
Baseline contract value	£1,146,434.38

ACCESS*

Patients seen in 24 months	Total	Change since previous quarter
Quarter ending September 2018	14,154	
Quarter ending December 2018	14,027	→
Quarter ending March 2019	13,998	→
Quarter ending June 2019	14,056	→
Quarter ending September 2019	14,023	→
Variance since September 2018	(0.9%)	→



ACTIVITY



Month	2019	2020
April	2,012	2,133
May	4,937	5,597
June	7,213	7,931
July	10,898	11,603
August	13,946	14,275
September	17,332	17,596
October	20,995	
November	24,300	
December	26,803	
January	29,780	
February	33,018	
March	35,155	
April	36,876	
May	36,875	
June	36,875	

QUALITY

	Quantity	Base Number	Contract	AT	Region	England
% of FP17s for the same patient ID Re-attending within 3 months - Children	273	2,722	10.0%	11.5%	12.1%	11.5%
% of FP17s for the same patient ID Re-attending within 3 months - Adults	1,021	7,166	14.2%	16.1%	15.6%	15.4%
% of FP17s for the same patient ID Re-attending between 3 & 9 months - Children	1,539	2,722	56.5%	59.3%	61.2%	59.7%
% of FP17s for the same patient ID Re-attending between 3 & 9 months - Adults	3,598	7,166	50.2%	51.9%	54.3%	51.7%
% of FP17s for Band 1 Urgent Courses	822	8,875	9.3%	10.4%	9.1%	9.2%
% of FP17s Relating to Free Repair or Replacements	102	8,875	1.1%	0.8%	0.9%	0.7%
% of FP17s Relating to Continuations	153	8,875	1.7%	0.8%	1.0%	0.8%
% of Patients satisfied with the dentistry they have received	1	1	N/A	92.3%	94.4%	93.5%
% of Patients satisfied with the time they had to wait for an appointment	0	1	N/A	87.3%	88.1%	87.4%

* This is based on patients treated on this contract for their most recent course of treatment.

Figures in italics indicate the base number of FP17s or Patient Questionnaire responses are less than 100. N/A is shown where the base number of responses is less than 10 during the period. % is calculated as Quantity/Base number*100

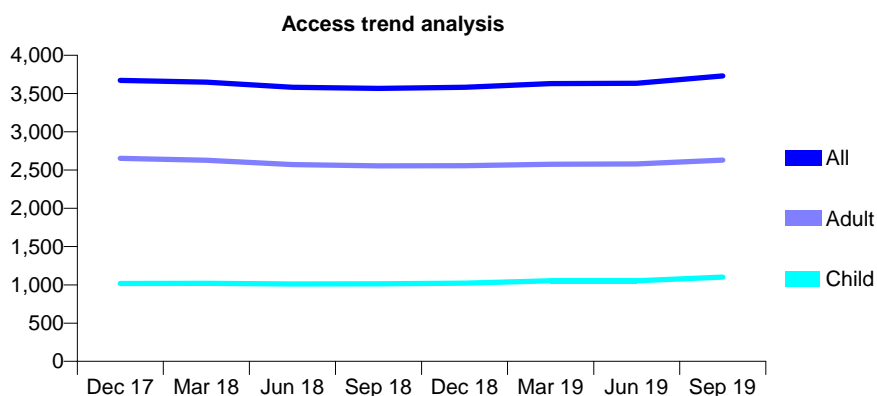
Q46 - Vital Signs At a Glance Contract Report for 653675/0001 - September 2019

Name or company name	MR WA JACK
Contract type name	GDS Contract
Purpose of contract	General
Contract start date	01/04/2006
Contract end date	

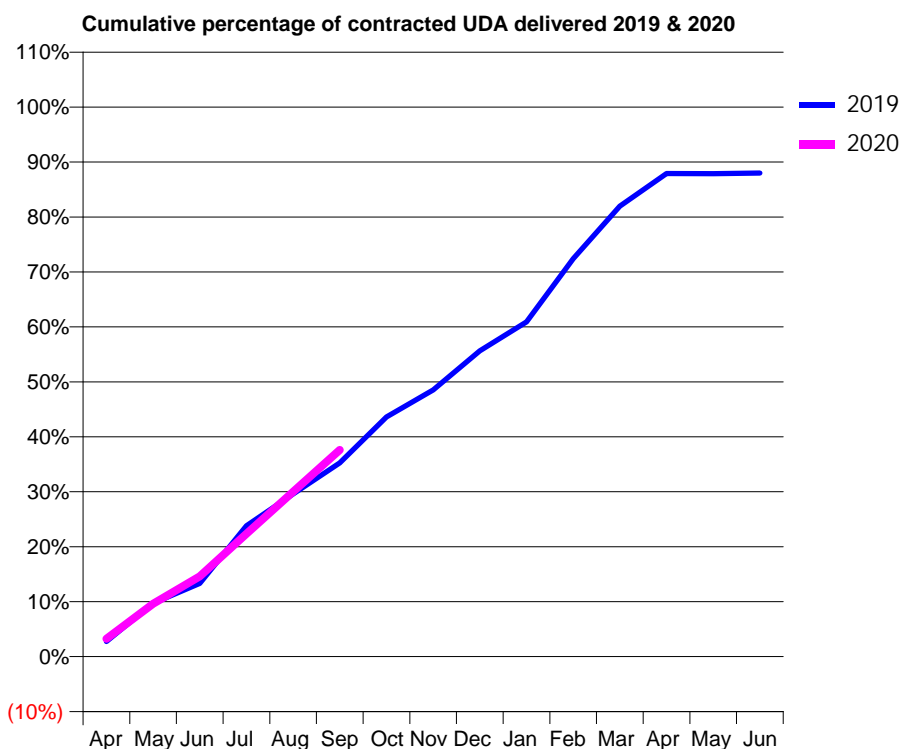
19/20 Contracted general activity (UDA)	9,559
Carry forward general activity (UDA)	0
19/20 Contracted orthodontic activity (UOA)	0
Carry forward orthodontic activity (UOA)	0
Baseline contract value	£304,315.85

ACCESS*

Patients seen in 24 months	Total	Change since previous quarter
Quarter ending September 2018	3,567	
Quarter ending December 2018	3,581	→
Quarter ending March 2019	3,629	→
Quarter ending June 2019	3,635	→
Quarter ending September 2019	3,731	↑
Variance since September 2018	4.6%	↑



ACTIVITY



Month	Adjusted Scheduled Activity (UDA)	
	2019	2020
April	263	313
May	928	921
June	1,275	1,394
July	2,277	2,137
August	2,831	2,868
September	3,370	3,597
October	4,171	
November	4,640	
December	5,317	
January	5,823	
February	6,924	
March	7,834	
April	8,404	
May	8,400	
June	8,413	

QUALITY

	Quantity	Base Number	Contract	AT	Region	England
% of FP17s for the same patient ID Re-attending within 3 months - Children	94	694	13.5%	11.5%	12.1%	11.5%
% of FP17s for the same patient ID Re-attending within 3 months - Adults	361	1,669	21.6%	16.1%	15.6%	15.4%
% of FP17s for the same patient ID Re-attending between 3 & 9 months - Children	299	694	43.1%	59.3%	61.2%	59.7%
% of FP17s for the same patient ID Re-attending between 3 & 9 months - Adults	638	1,669	38.2%	51.9%	54.3%	51.7%
% of FP17s for Band 1 Urgent Courses	337	1,631	20.7%	10.4%	9.1%	9.2%
% of FP17s Relating to Free Repair or Replacements	17	1,631	1.0%	0.8%	0.9%	0.7%
% of FP17s Relating to Continuations	8	1,631	0.5%	0.8%	1.0%	0.8%
% of Patients satisfied with the dentistry they have received	0	0	N/A	92.3%	94.4%	93.5%
% of Patients satisfied with the time they had to wait for an appointment	0	0	N/A	87.3%	88.1%	87.4%

* This is based on patients treated on this contract for their most recent course of treatment. Figures in italics indicate the base number of FP17s or Patient Questionnaire responses are less than 100. N/A is shown where the base number of responses is less than 10 during the period. % is calculated as Quantity/Base number*100

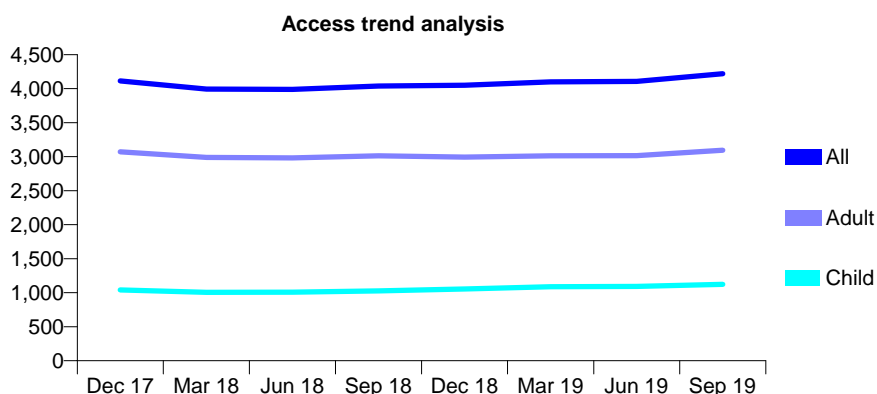
Q46 - Vital Signs At a Glance Contract Report for 654159/0001 - September 2019

Name or company name	MISS SA GREEN
Contract type name	GDS Contract
Purpose of contract	General
Contract start date	01/04/2006
Contract end date	

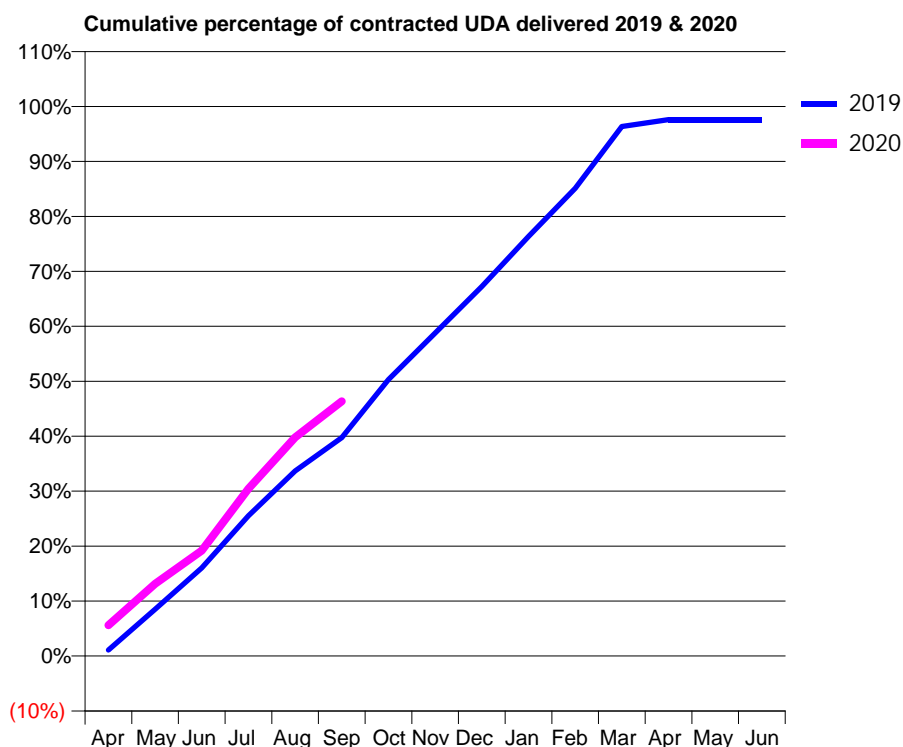
19/20 Contracted general activity (UDA)	11,993
Carry forward general activity (UDA)	0
19/20 Contracted orthodontic activity (UOA)	0
Carry forward orthodontic activity (UOA)	0
Baseline contract value	£339,284.52

ACCESS*

Patients seen in 24 months	Total	Change since previous quarter
Quarter ending September 2018	4,038	
Quarter ending December 2018	4,050	→
Quarter ending March 2019	4,100	→
Quarter ending June 2019	4,107	→
Quarter ending September 2019	4,221	↑
Variance since September 2018	4.5%	↑



ACTIVITY



Month	Adjusted Scheduled Activity (UDA)	
	2019	2020
April	132	672
May	1,024	1,580
June	1,922	2,300
July	3,063	3,651
August	4,039	4,775
September	4,765	5,556
October	6,035	
November	7,049	
December	8,062	
January	9,158	
February	10,208	
March	11,555	
April	11,707	
May	11,707	
June	11,707	

QUALITY

	Quantity	Base Number	Contract	AT	Region	England
% of FP17s for the same patient ID Re-attending within 3 months - Children	111	920	12.1%	11.5%	12.1%	11.5%
% of FP17s for the same patient ID Re-attending within 3 months - Adults	334	2,028	16.5%	16.1%	15.6%	15.4%
% of FP17s for the same patient ID Re-attending between 3 & 9 months - Children	466	920	50.7%	59.3%	61.2%	59.7%
% of FP17s for the same patient ID Re-attending between 3 & 9 months - Adults	779	2,028	38.4%	51.9%	54.3%	51.7%
% of FP17s for Band 1 Urgent Courses	392	2,861	13.7%	10.4%	9.1%	9.2%
% of FP17s Relating to Free Repair or Replacements	27	2,861	0.9%	0.8%	0.9%	0.7%
% of FP17s Relating to Continuations	65	2,861	2.3%	0.8%	1.0%	0.8%
% of Patients satisfied with the dentistry they have received	0	0	N/A	92.3%	94.4%	93.5%
% of Patients satisfied with the time they had to wait for an appointment	0	0	N/A	87.3%	88.1%	87.4%

* This is based on patients treated on this contract for their most recent course of treatment. Figures in italics indicate the base number of FP17s or Patient Questionnaire responses are less than 100. N/A is shown where the base number of responses is less than 10 during the period. % is calculated as Quantity/Base number*100

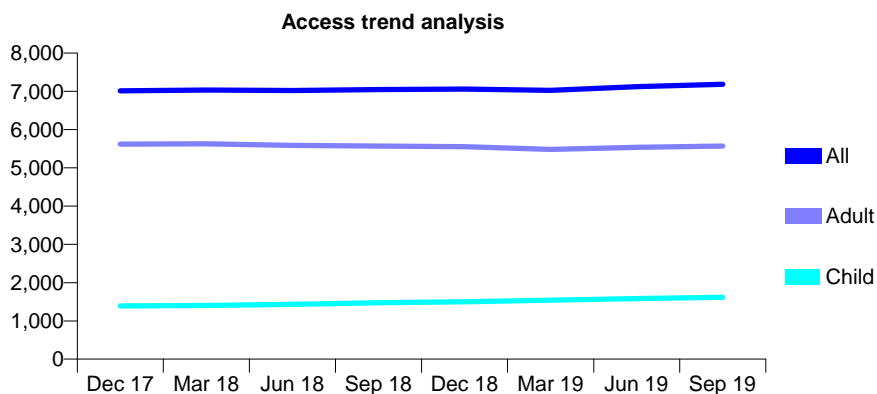
Q46 - Vital Signs At a Glance Contract Report for 654388/0001 - September 2019

Name or company name	MR RJ DUNCALF
Contract type name	GDS Contract
Purpose of contract	General
Contract start date	01/04/2006
Contract end date	

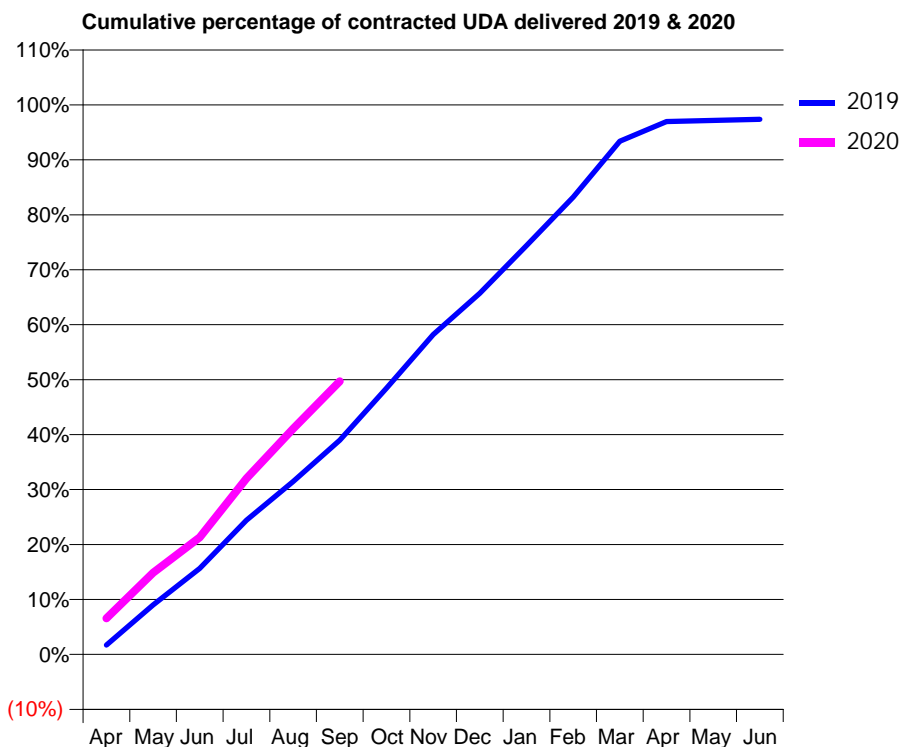
19/20 Contracted general activity (UDA)	18,070
Carry forward general activity (UDA)	0
19/20 Contracted orthodontic activity (UOA)	0
Carry forward orthodontic activity (UOA)	0
Baseline contract value	£463,659.30

ACCESS*

Patients seen in 24 months	Total	Change since previous quarter
Quarter ending September 2018	7,046	
Quarter ending December 2018	7,057	→
Quarter ending March 2019	7,024	→
Quarter ending June 2019	7,122	→
Quarter ending September 2019	7,186	→
Variance since September 2018	2.0%	→



ACTIVITY



Month	2019	2020
April	308	1,184
May	1,631	2,687
June	2,830	3,849
July	4,413	5,785
August	5,683	7,420
September	7,044	8,982
October	8,756	
November	10,517	
December	11,873	
January	13,443	
February	15,038	
March	16,873	
April	17,520	
May	17,556	
June	17,596	

QUALITY

	Quantity	Base Number	Contract	AT	Region	England
% of FP17s for the same patient ID Re-attending within 3 months - Children	143	1,488	9.6%	11.5%	12.1%	11.5%
% of FP17s for the same patient ID Re-attending within 3 months - Adults	465	4,380	10.6%	16.1%	15.6%	15.4%
% of FP17s for the same patient ID Re-attending between 3 & 9 months - Children	966	1,488	64.9%	59.3%	61.2%	59.7%
% of FP17s for the same patient ID Re-attending between 3 & 9 months - Adults	2,989	4,380	68.2%	51.9%	54.3%	51.7%
% of FP17s for Band 1 Urgent Courses	337	5,527	6.1%	10.4%	9.1%	9.2%
% of FP17s Relating to Free Repair or Replacements	58	5,527	1.0%	0.8%	0.9%	0.7%
% of FP17s Relating to Continuations	101	5,527	1.8%	0.8%	1.0%	0.8%
% of Patients satisfied with the dentistry they have received	4	4	N/A	92.3%	94.4%	93.5%
% of Patients satisfied with the time they had to wait for an appointment	4	4	N/A	87.3%	88.1%	87.4%

* This is based on patients treated on this contract for their most recent course of treatment. Figures in italics indicate the base number of FP17s or Patient Questionnaire responses are less than 100. N/A is shown where the base number of responses is less than 10 during the period. % is calculated as Quantity/Base number*100

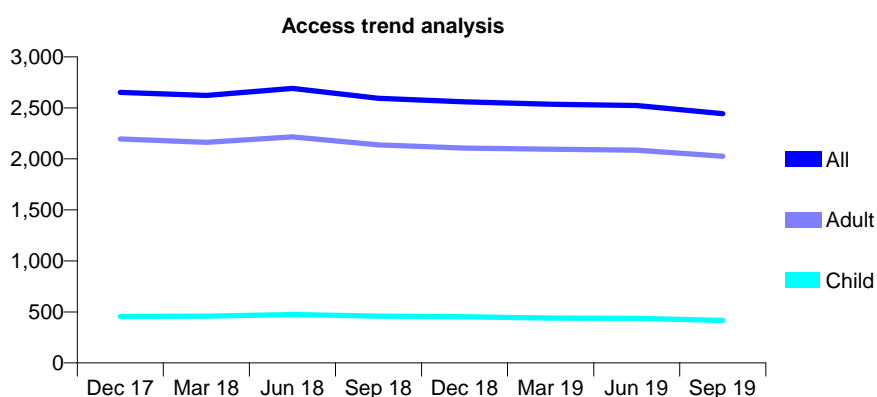
Q46 - Vital Signs At a Glance Contract Report for 656577/0001 - September 2019

Name or company name	MR C CARRE
Contract type name	GDS Contract
Purpose of contract	General
Contract start date	01/04/2006
Contract end date	

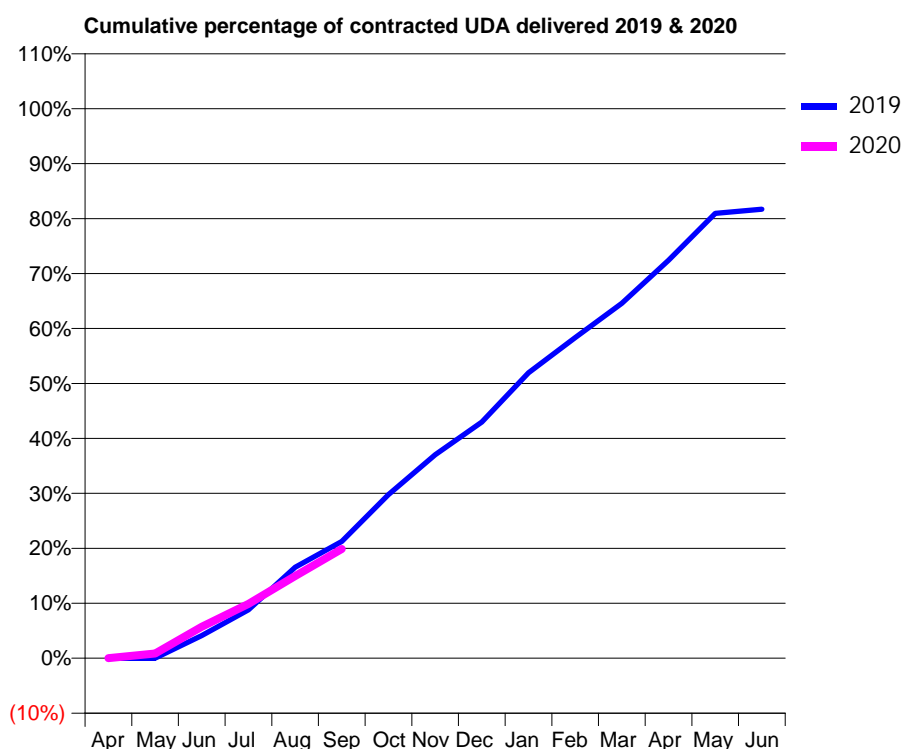
19/20 Contracted general activity (UDA)	9,963
Carry forward general activity (UDA)	0
19/20 Contracted orthodontic activity (UOA)	0
Carry forward orthodontic activity (UOA)	0
Baseline contract value	£252,111.40

ACCESS*

Patients seen in 24 months	Total	Change since previous quarter
Quarter ending September 2018	2,594	
Quarter ending December 2018	2,559	↓
Quarter ending March 2019	2,535	→
Quarter ending June 2019	2,523	→
Quarter ending September 2019	2,442	↓
Variance since September 2018	(5.9%)	↓



ACTIVITY



Month	2019	2020
April	1	0
May	1	86
June	410	569
July	878	985
August	1,651	1,492
September	2,117	1,981
October	2,967	
November	3,688	
December	4,281	
January	5,176	
February	5,813	
March	6,434	
April	7,213	
May	8,065	
June	8,139	

QUALITY

	Quantity	Base Number	Contract	AT	Region	England
% of FP17s for the same patient ID Re-attending within 3 months - Children	2	188	1.1%	11.5%	12.1%	11.5%
% of FP17s for the same patient ID Re-attending within 3 months - Adults	138	1,067	12.9%	16.1%	15.6%	15.4%
% of FP17s for the same patient ID Re-attending between 3 & 9 months - Children	55	188	29.3%	59.3%	61.2%	59.7%
% of FP17s for the same patient ID Re-attending between 3 & 9 months - Adults	396	1,067	37.1%	51.9%	54.3%	51.7%
% of FP17s for Band 1 Urgent Courses	16	720	2.2%	10.4%	9.1%	9.2%
% of FP17s Relating to Free Repair or Replacements	6	720	0.8%	0.8%	0.9%	0.7%
% of FP17s Relating to Continuations	7	720	1.0%	0.8%	1.0%	0.8%
% of Patients satisfied with the dentistry they have received	5	5	N/A	92.3%	94.4%	93.5%
% of Patients satisfied with the time they had to wait for an appointment	5	5	N/A	87.3%	88.1%	87.4%

* This is based on patients treated on this contract for their most recent course of treatment.

Figures in italics indicate the base number of FP17s or Patient Questionnaire responses are less than 100. N/A is shown where the base number of responses is less than 10 during the period. % is calculated as Quantity/Base number*100

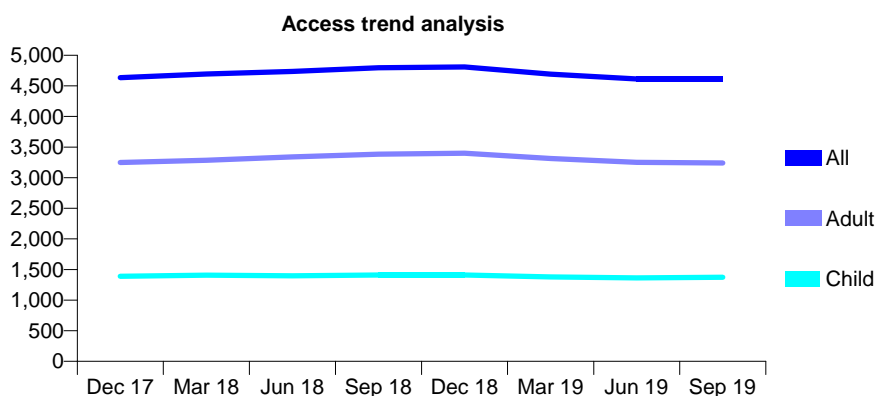
Q46 - Vital Signs At a Glance Contract Report for 676616/0001 - September 2019

Name or company name	MR RJ DORRINGTON
Contract type name	Pilot Contract
Purpose of contract	General and Orthodontic
Contract start date	01/04/2006
Contract end date	

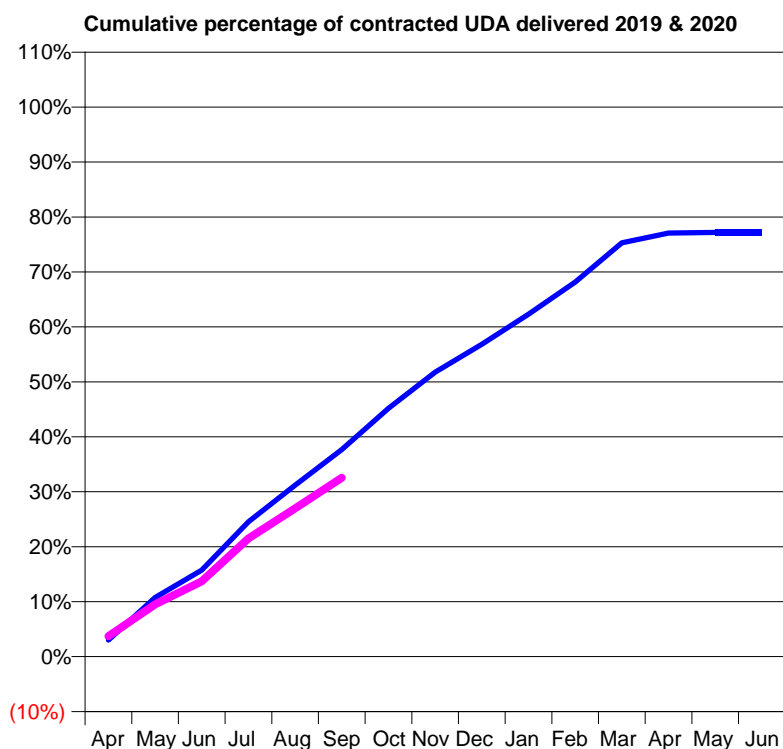
19/20 Contracted general activity (UDA)	13,620
Carry forward general activity (UDA)	0
19/20 Contracted orthodontic activity (UOA)	1,482
Carry forward orthodontic activity (UOA)	0
Baseline contract value	£414,752.22

ACCESS*

Patients seen in 24 months	Total	Change since previous quarter
Quarter ending September 2018	4,796	
Quarter ending December 2018	4,809	→
Quarter ending March 2019	4,691	↓
Quarter ending June 2019	4,614	↓
Quarter ending September 2019	4,613	→
Variance since September 2018	(3.8%)	↓



ACTIVITY



Month	Adjusted Scheduled Activity (UDA)	
	2019	2020
April	412	509
May	1,466	1,294
June	2,142	1,867
July	3,342	2,929
August	4,252	3,677
September	5,132	4,435
October	6,157	
November	7,051	
December	7,739	
January	8,487	
February	9,282	
March	10,253	
April	10,494	
May	10,514	
June	10,514	

QUALITY

	Quantity	Base Number	Contract	AT	Region	England
% of FP17s for the same patient ID Re-attending within 3 months - Children	74	866	8.5%	11.5%	12.1%	11.5%
% of FP17s for the same patient ID Re-attending within 3 months - Adults	298	1,749	17.0%	16.1%	15.6%	15.4%
% of FP17s for the same patient ID Re-attending between 3 & 9 months - Children	298	866	34.4%	59.3%	61.2%	59.7%
% of FP17s for the same patient ID Re-attending between 3 & 9 months - Adults	528	1,749	30.2%	51.9%	54.3%	51.7%
% of FP17s for Band 1 Urgent Courses	138	2,350	5.9%	10.4%	9.1%	9.2%
% of FP17s Relating to Free Repair or Replacements	47	2,350	2.0%	0.8%	0.9%	0.7%
% of FP17s Relating to Continuations	4	2,350	0.2%	0.8%	1.0%	0.8%
% of Patients satisfied with the dentistry they have received	1	1	N/A	92.3%	94.4%	93.5%
% of Patients satisfied with the time they had to wait for an appointment	0	1	N/A	87.3%	88.1%	87.4%

* This is based on patients treated on this contract for their most recent course of treatment. Figures in italics indicate the base number of FP17s or Patient Questionnaire responses are less than 100. N/A is shown where the base number of responses is less than 10 during the period. % is calculated as Quantity/Base number*100

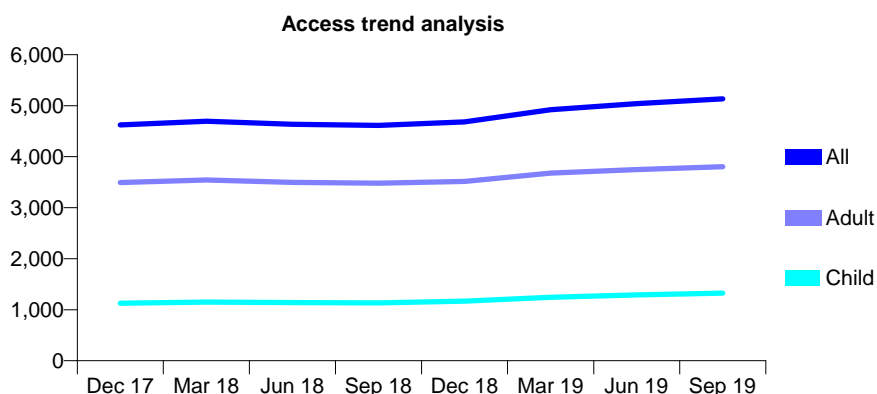
Q46 - Vital Signs At a Glance Contract Report for 678821/0001 - September 2019

Name or company name	MR DB SINGH
Contract type name	GDS Contract
Purpose of contract	General
Contract start date	01/04/2006
Contract end date	

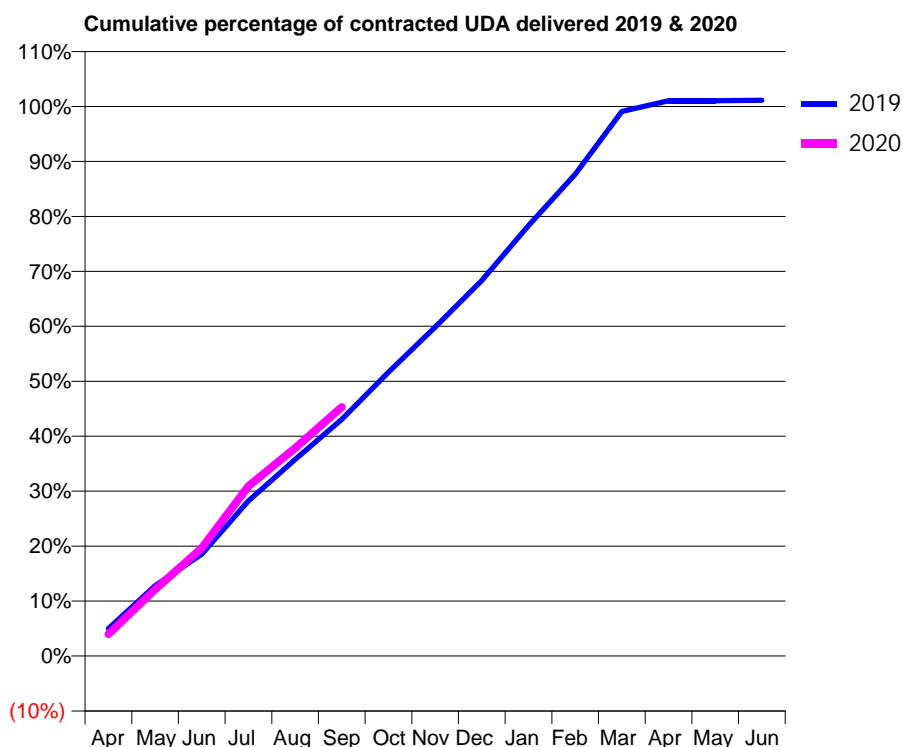
19/20 Contracted general activity (UDA)	16,876
Carry forward general activity (UDA)	0
19/20 Contracted orthodontic activity (UOA)	0
Carry forward orthodontic activity (UOA)	0
Baseline contract value	£556,589.01

ACCESS*

Patients seen in 24 months	Total	Change since previous quarter
Quarter ending September 2018	4,613	
Quarter ending December 2018	4,681	→
Quarter ending March 2019	4,922	↑
Quarter ending June 2019	5,039	↑
Quarter ending September 2019	5,133	→
Variance since September 2018	11.3%	↑



ACTIVITY



Month	Adjusted Scheduled Activity (UDA)	
	2019	2020
April	843	673
May	2,160	2,048
June	3,131	3,316
July	4,766	5,217
August	6,040	6,387
September	7,266	7,644
October	8,716	
November	10,101	
December	11,535	
January	13,218	
February	14,795	
March	16,723	
April	17,051	
May	17,053	
June	17,067	

QUALITY

	Quantity	Base Number	Contract	AT	Region	England
% of FP17s for the same patient ID Re-attending within 3 months - Children	68	1,010	6.7%	11.5%	12.1%	11.5%
% of FP17s for the same patient ID Re-attending within 3 months - Adults	249	2,643	9.4%	16.1%	15.6%	15.4%
% of FP17s for the same patient ID Re-attending between 3 & 9 months - Children	659	1,010	65.2%	59.3%	61.2%	59.7%
% of FP17s for the same patient ID Re-attending between 3 & 9 months - Adults	1,702	2,643	64.4%	51.9%	54.3%	51.7%
% of FP17s for Band 1 Urgent Courses	192	3,491	5.5%	10.4%	9.1%	9.2%
% of FP17s Relating to Free Repair or Replacements	20	3,491	0.6%	0.8%	0.9%	0.7%
% of FP17s Relating to Continuations	13	3,491	0.4%	0.8%	1.0%	0.8%
% of Patients satisfied with the dentistry they have received	1	1	N/A	92.3%	94.4%	93.5%
% of Patients satisfied with the time they had to wait for an appointment	1	1	N/A	87.3%	88.1%	87.4%

* This is based on patients treated on this contract for their most recent course of treatment. Figures in italics indicate the base number of FP17s or Patient Questionnaire responses are less than 100. N/A is shown where the base number of responses is less than 10 during the period. % is calculated as Quantity/Base number*100

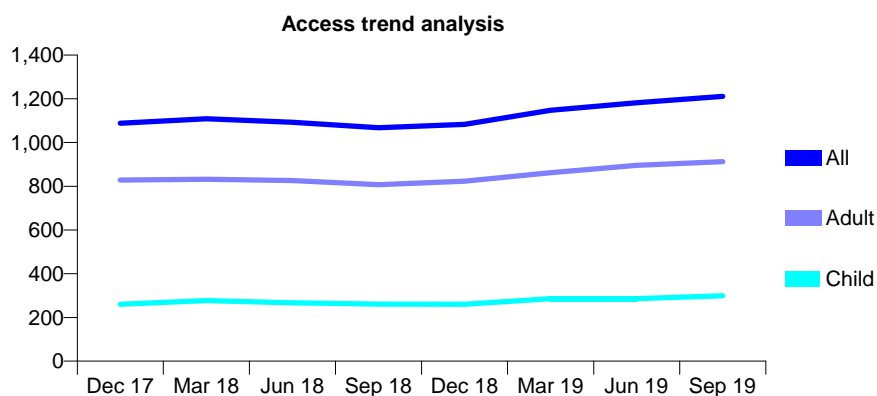
Q46 - Vital Signs At a Glance Contract Report for 679224/0001 - September 2019

Name or company name	Mr V Singla
Contract type name	GDS Contract
Purpose of contract	General and Orthodontic
Contract start date	01/04/2006
Contract end date	

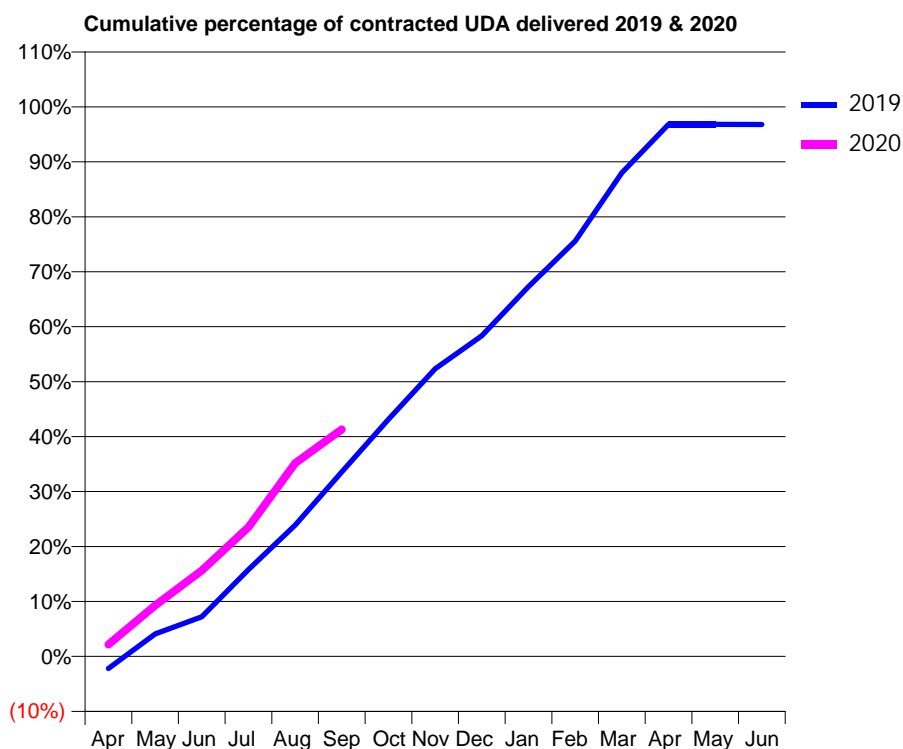
19/20 Contracted general activity (UDA)	3,916
Carry forward general activity (UDA)	0
19/20 Contracted orthodontic activity (UOA)	523
Carry forward orthodontic activity (UOA)	0
Baseline contract value	£156,344.38

ACCESS*

Patients seen in 24 months	Total	Change since previous quarter
Quarter ending September 2018	1,068	
Quarter ending December 2018	1,083	→
Quarter ending March 2019	1,148	↑
Quarter ending June 2019	1,182	↑
Quarter ending September 2019	1,211	↑
Variance since September 2018	13.4%	↑



ACTIVITY



Month	Adjusted Scheduled Activity (UDA)	
	2019	2020
April	-87	85
May	160	363
June	283	612
July	619	921
August	936	1,377
September	1,315	1,617
October	1,689	
November	2,051	
December	2,285	
January	2,635	
February	2,960	
March	3,445	
April	3,791	
May	3,791	
June	3,790	

QUALITY

	Quantity	Base Number	Contract	AT	Region	England
% of FP17s for the same patient ID Re-attending within 3 months - Children	40	296	13.5%	11.5%	12.1%	11.5%
% of FP17s for the same patient ID Re-attending within 3 months - Adults	100	734	13.6%	16.1%	15.6%	15.4%
% of FP17s for the same patient ID Re-attending between 3 & 9 months - Children	158	296	53.4%	59.3%	61.2%	59.7%
% of FP17s for the same patient ID Re-attending between 3 & 9 months - Adults	446	734	60.8%	51.9%	54.3%	51.7%
% of FP17s for Band 1 Urgent Courses	82	916	9.0%	10.4%	9.1%	9.2%
% of FP17s Relating to Free Repair or Replacements	1	916	0.1%	0.8%	0.9%	0.7%
% of FP17s Relating to Continuations	0	916	0.0%	0.8%	1.0%	0.8%
% of Patients satisfied with the dentistry they have received	0	0	N/A	92.3%	94.4%	93.5%
% of Patients satisfied with the time they had to wait for an appointment	0	0	N/A	87.3%	88.1%	87.4%

* This is based on patients treated on this contract for their most recent course of treatment. Figures in italics indicate the base number of FP17s or Patient Questionnaire responses are less than 100. N/A is shown where the base number of responses is less than 10 during the period. % is calculated as Quantity/Base number*100

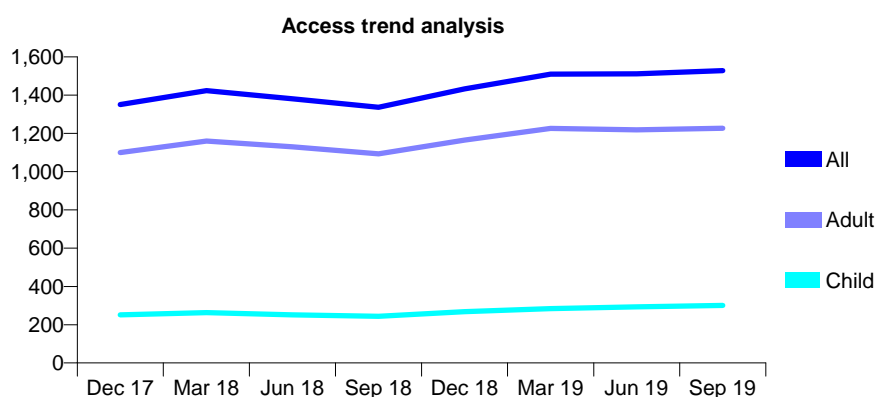
Q46 - Vital Signs At a Glance Contract Report for 682365/0013 - September 2019

Name or company name	MR QM JAFFRI
Contract type name	GDS Contract
Purpose of contract	General
Contract start date	01/01/2015
Contract end date	

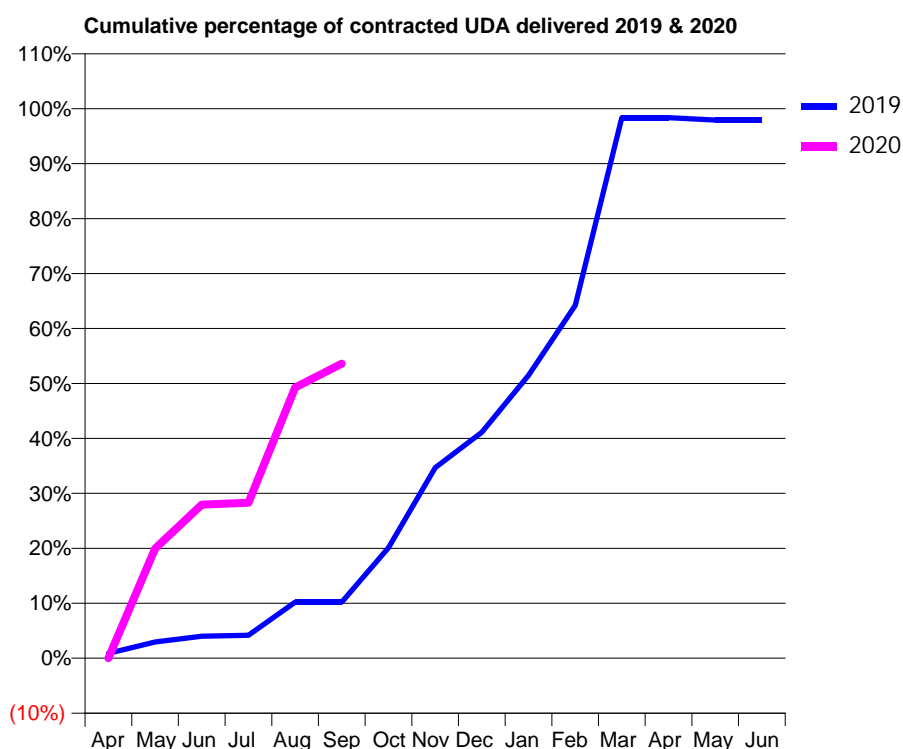
19/20 Contracted general activity (UDA)	4,694
Carry forward general activity (UDA)	0
19/20 Contracted orthodontic activity (UOA)	0
Carry forward orthodontic activity (UOA)	0
Baseline contract value	£115,481.16

ACCESS*

Patients seen in 24 months	Total	Change since previous quarter
Quarter ending September 2018	1,337	
Quarter ending December 2018	1,433	↑
Quarter ending March 2019	1,510	↑
Quarter ending June 2019	1,511	→
Quarter ending September 2019	1,528	→
Variance since September 2018	14.3%	↑



ACTIVITY



Month	2019	2020
April	42	0
May	138	937
June	189	1,312
July	196	1,327
August	479	2,313
September	479	2,516
October	944	
November	1,628	
December	1,931	
January	2,417	
February	3,014	
March	4,617	
April	4,617	
May	4,597	
June	4,597	

QUALITY

	Quantity	Base Number	Contract	AT	Region	England
% of FP17s for the same patient ID Re-attending within 3 months - Children	66	286	23.1%	11.5%	12.1%	11.5%
% of FP17s for the same patient ID Re-attending within 3 months - Adults	103	915	11.3%	16.1%	15.6%	15.4%
% of FP17s for the same patient ID Re-attending between 3 & 9 months - Children	145	286	50.7%	59.3%	61.2%	59.7%
% of FP17s for the same patient ID Re-attending between 3 & 9 months - Adults	613	915	67.0%	51.9%	54.3%	51.7%
% of FP17s for Band 1 Urgent Courses	31	1,206	2.6%	10.4%	9.1%	9.2%
% of FP17s Relating to Free Repair or Replacements	8	1,206	0.7%	0.8%	0.9%	0.7%
% of FP17s Relating to Continuations	2	1,206	0.2%	0.8%	1.0%	0.8%
% of Patients satisfied with the dentistry they have received	0	0	N/A	92.3%	94.4%	93.5%
% of Patients satisfied with the time they had to wait for an appointment	0	0	N/A	87.3%	88.1%	87.4%

* This is based on patients treated on this contract for their most recent course of treatment.

Figures in italics indicate the base number of FP17s or Patient Questionnaire responses are less than 100. N/A is shown where the base number of responses is less than 10 during the period. % is calculated as Quantity/Base number*100

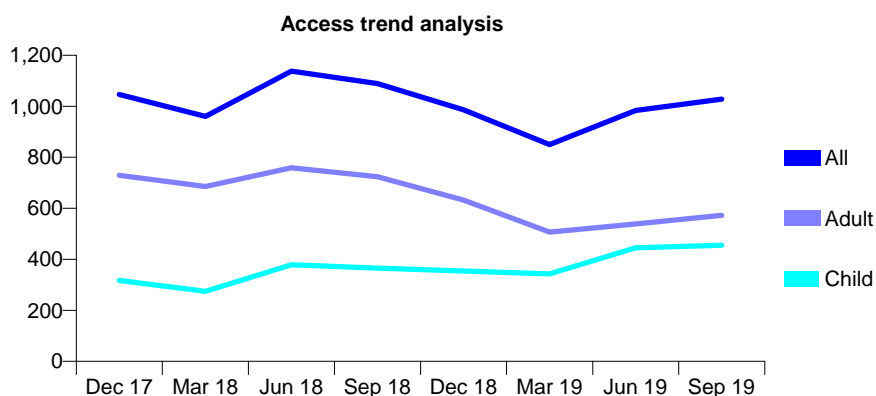
Q46 - Vital Signs At a Glance Contract Report for 683728/0001 - September 2019

Name or company name	MR N KHALID
Contract type name	GDS Contract
Purpose of contract	General
Contract start date	01/11/2014
Contract end date	

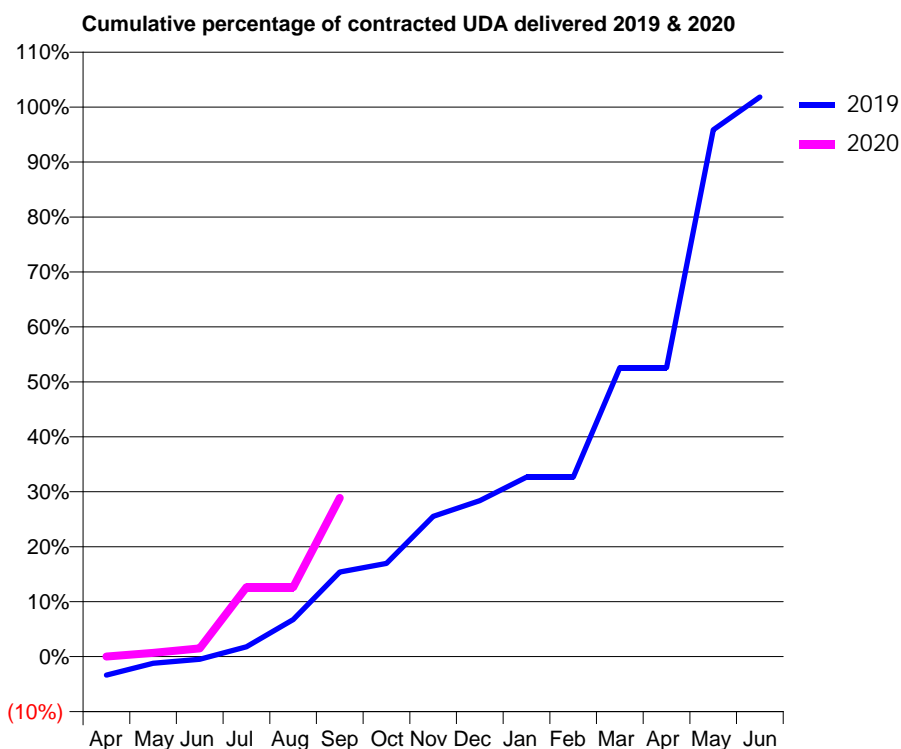
19/20 Contracted general activity (UDA)	4,751
Carry forward general activity (UDA)	0
19/20 Contracted orthodontic activity (UOA)	0
Carry forward orthodontic activity (UOA)	0
Baseline contract value	£162,546.88

ACCESS*

Patients seen in 24 months	Total	Change since previous quarter
Quarter ending September 2018	1,089	
Quarter ending December 2018	986	↓
Quarter ending March 2019	850	↓
Quarter ending June 2019	984	↑
Quarter ending September 2019	1,028	↑
Variance since September 2018	(5.6%)	↓



ACTIVITY



Month	Adjusted Scheduled Activity (UDA)	
	2019	2020
April	-161	0
May	-58	33
June	-24	72
July	85	600
August	321	600
September	731	1,371
October	806	
November	1,212	
December	1,348	
January	1,552	
February	1,552	
March	2,498	
April	2,498	
May	4,553	
June	4,838	

QUALITY

	Quantity	Base Number	Contract	AT	Region	England
% of FP17s for the same patient ID Re-attending within 3 months - Children	14	444	3.2%	11.5%	12.1%	11.5%
% of FP17s for the same patient ID Re-attending within 3 months - Adults	26	357	7.3%	16.1%	15.6%	15.4%
% of FP17s for the same patient ID Re-attending between 3 & 9 months - Children	144	444	32.4%	59.3%	61.2%	59.7%
% of FP17s for the same patient ID Re-attending between 3 & 9 months - Adults	126	357	35.3%	51.9%	54.3%	51.7%
% of FP17s for Band 1 Urgent Courses	2	259	0.8%	10.4%	9.1%	9.2%
% of FP17s Relating to Free Repair or Replacements	0	259	0.0%	0.8%	0.9%	0.7%
% of FP17s Relating to Continuations	0	259	0.0%	0.8%	1.0%	0.8%
% of Patients satisfied with the dentistry they have received	0	0	N/A	92.3%	94.4%	93.5%
% of Patients satisfied with the time they had to wait for an appointment	0	0	N/A	87.3%	88.1%	87.4%

* This is based on patients treated on this contract for their most recent course of treatment. Figures in italics indicate the base number of FP17s or Patient Questionnaire responses are less than 100. N/A is shown where the base number of responses is less than 10 during the period. % is calculated as Quantity/Base number*100

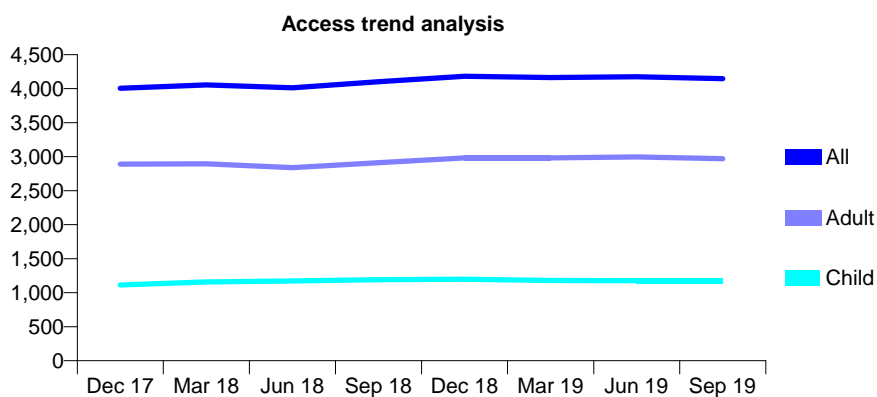
Q46 - Vital Signs At a Glance Contract Report for 683833/0001 - September 2019

Name or company name	MR N ARIF
Contract type name	GDS Contract
Purpose of contract	General
Contract start date	19/12/2012
Contract end date	

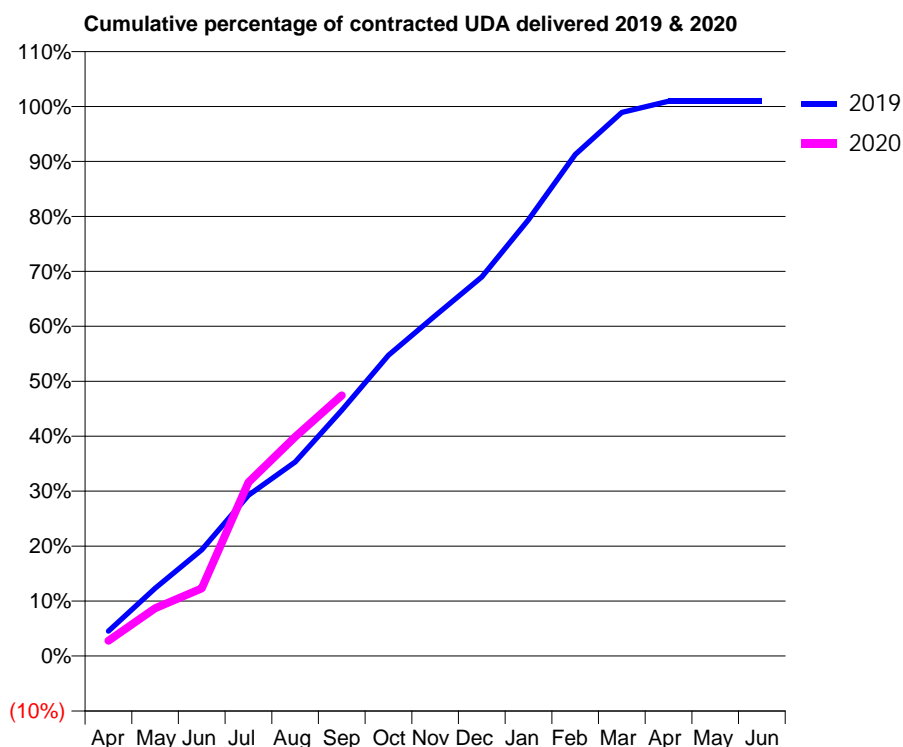
19/20 Contracted general activity (UDA)	9,892
Carry forward general activity (UDA)	0
19/20 Contracted orthodontic activity (UOA)	0
Carry forward orthodontic activity (UOA)	0
Baseline contract value	£242,093.70

ACCESS*

Patients seen in 24 months	Total	Change since previous quarter
Quarter ending September 2018	4,102	
Quarter ending December 2018	4,183	→
Quarter ending March 2019	4,163	→
Quarter ending June 2019	4,175	→
Quarter ending September 2019	4,146	→
Variance since September 2018	1.1%	→



ACTIVITY



Month	Adjusted Scheduled Activity (UDA)	
	2019	2020
April	447	275
May	1,221	860
June	1,912	1,218
July	2,894	3,127
August	3,493	3,946
September	4,423	4,692
October	5,414	
November	6,125	
December	6,822	
January	7,852	
February	9,027	
March	9,784	
April	9,986	
May	9,986	
June	9,986	

QUALITY

	Quantity	Base Number	Contract	AT	Region	England
% of FP17s for the same patient ID Re-attending within 3 months - Children	41	734	5.6%	11.5%	12.1%	11.5%
% of FP17s for the same patient ID Re-attending within 3 months - Adults	193	1,781	10.8%	16.1%	15.6%	15.4%
% of FP17s for the same patient ID Re-attending between 3 & 9 months - Children	457	734	62.3%	59.3%	61.2%	59.7%
% of FP17s for the same patient ID Re-attending between 3 & 9 months - Adults	833	1,781	46.8%	51.9%	54.3%	51.7%
% of FP17s for Band 1 Urgent Courses	101	2,420	4.2%	10.4%	9.1%	9.2%
% of FP17s Relating to Free Repair or Replacements	16	2,420	0.7%	0.8%	0.9%	0.7%
% of FP17s Relating to Continuations	42	2,420	1.7%	0.8%	1.0%	0.8%
% of Patients satisfied with the dentistry they have received	0	0	N/A	92.3%	94.4%	93.5%
% of Patients satisfied with the time they had to wait for an appointment	0	0	N/A	87.3%	88.1%	87.4%

* This is based on patients treated on this contract for their most recent course of treatment. Figures in italics indicate the base number of FP17s or Patient Questionnaire responses are less than 100. N/A is shown where the base number of responses is less than 10 during the period. % is calculated as Quantity/Base number*100

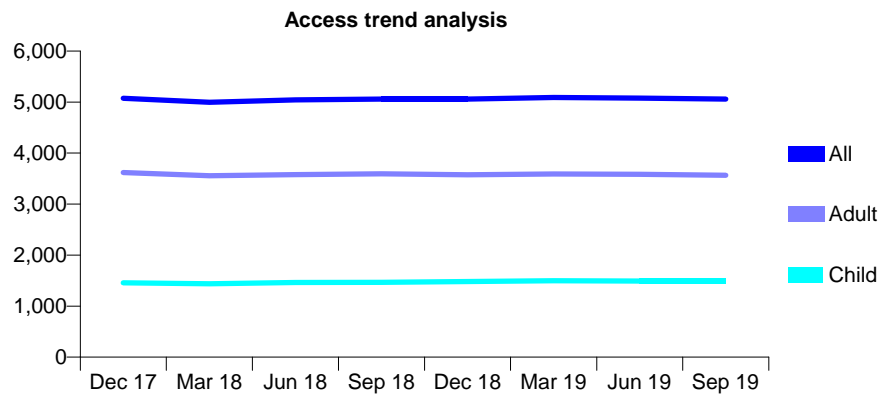
Q46 - Vital Signs At a Glance Contract Report for 684422/0001 - September 2019

Name or company name	MISS R AGGARWAL
Contract type name	GDS Contract
Purpose of contract	General
Contract start date	01/04/2006
Contract end date	

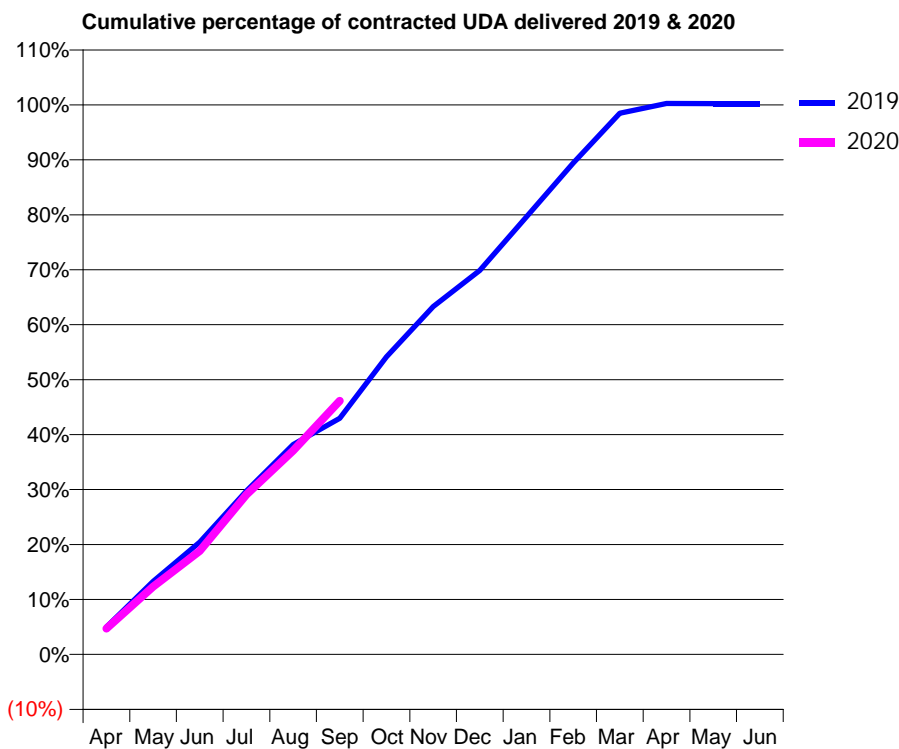
19/20 Contracted general activity (UDA)	16,100
Carry forward general activity (UDA)	0
19/20 Contracted orthodontic activity (UOA)	0
Carry forward orthodontic activity (UOA)	0
Baseline contract value	£464,706.38

ACCESS*

Patients seen in 24 months	Total	Change since previous quarter
Quarter ending September 2018	5,059	
Quarter ending December 2018	5,057	→
Quarter ending March 2019	5,088	→
Quarter ending June 2019	5,078	→
Quarter ending September 2019	5,057	→
Variance since September 2018	(0.0%)	→



ACTIVITY



Month	2019	2020
April	805	755
May	2,144	1,985
June	3,289	3,034
July	4,790	4,682
August	6,146	5,971
September	6,918	7,428
October	8,718	
November	10,191	
December	11,248	
January	12,821	
February	14,395	
March	15,855	
April	16,142	
May	16,134	
June	16,135	

QUALITY

	Quantity	Base Number	Contract	AT	Region	England
% of FP17s for the same patient ID Re-attending within 3 months - Children	124	1,309	9.5%	11.5%	12.1%	11.5%
% of FP17s for the same patient ID Re-attending within 3 months - Adults	306	2,708	11.3%	16.1%	15.6%	15.4%
% of FP17s for the same patient ID Re-attending between 3 & 9 months - Children	879	1,309	67.2%	59.3%	61.2%	59.7%
% of FP17s for the same patient ID Re-attending between 3 & 9 months - Adults	1,813	2,708	66.9%	51.9%	54.3%	51.7%
% of FP17s for Band 1 Urgent Courses	124	3,824	3.2%	10.4%	9.1%	9.2%
% of FP17s Relating to Free Repair or Replacements	56	3,824	1.5%	0.8%	0.9%	0.7%
% of FP17s Relating to Continuations	13	3,824	0.3%	0.8%	1.0%	0.8%
% of Patients satisfied with the dentistry they have received	1	1	N/A	92.3%	94.4%	93.5%
% of Patients satisfied with the time they had to wait for an appointment	1	1	N/A	87.3%	88.1%	87.4%

* This is based on patients treated on this contract for their most recent course of treatment. Figures in italics indicate the base number of FP17s or Patient Questionnaire responses are less than 100. N/A is shown where the base number of responses is less than 10 during the period. % is calculated as Quantity/Base number*100

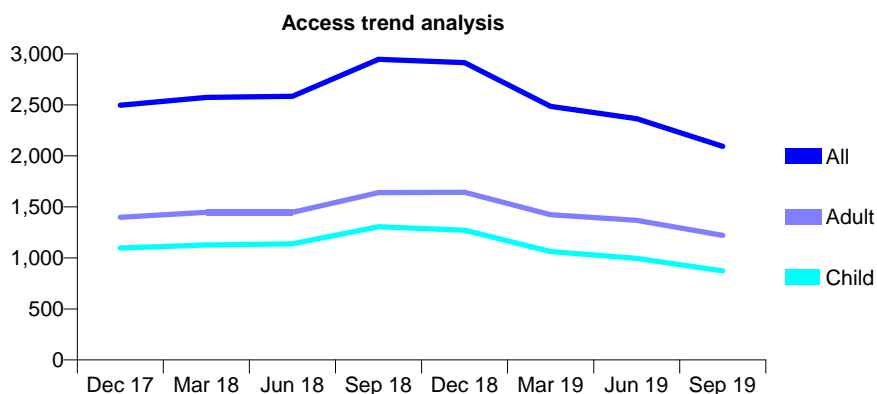
Q46 - Vital Signs At a Glance Contract Report for 685259/0001 - September 2019

Name or company name	MR N MOHAMMAD
Contract type name	GDS Contract
Purpose of contract	General
Contract start date	01/04/2006
Contract end date	

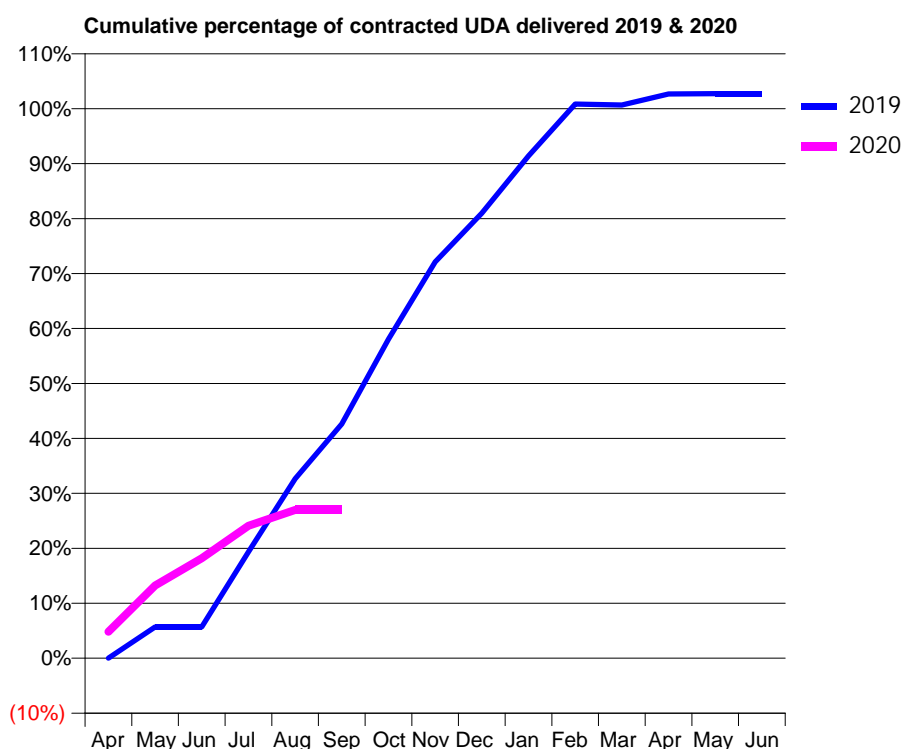
19/20 Contracted general activity (UDA)	6,949
Carry forward general activity (UDA)	0
19/20 Contracted orthodontic activity (UOA)	0
Carry forward orthodontic activity (UOA)	0
Baseline contract value	£196,471.25

ACCESS*

Patients seen in 24 months	Total	Change since previous quarter
Quarter ending September 2018	2,947	
Quarter ending December 2018	2,914	↓
Quarter ending March 2019	2,486	↓
Quarter ending June 2019	2,365	↓
Quarter ending September 2019	2,094	↓
Variance since September 2018	(28.9%)	↓



ACTIVITY



Month	2019	2020
April	0	335
May	395	920
June	395	1,265
July	1,345	1,676
August	2,270	1,875
September	2,962	1,875
October	4,034	
November	5,010	
December	5,627	
January	6,352	
February	7,007	
March	6,996	
April	7,134	
May	7,139	
June	7,139	

QUALITY

	Quantity	Base Number	Contract	AT	Region	England
% of FP17s for the same patient ID Re-attending within 3 months - Children	22	522	4.2%	11.5%	12.1%	11.5%
% of FP17s for the same patient ID Re-attending within 3 months - Adults	30	501	6.0%	16.1%	15.6%	15.4%
% of FP17s for the same patient ID Re-attending between 3 & 9 months - Children	292	522	55.9%	59.3%	61.2%	59.7%
% of FP17s for the same patient ID Re-attending between 3 & 9 months - Adults	272	501	54.3%	51.9%	54.3%	51.7%
% of FP17s for Band 1 Urgent Courses	94	974	9.7%	10.4%	9.1%	9.2%
% of FP17s Relating to Free Repair or Replacements	3	974	0.3%	0.8%	0.9%	0.7%
% of FP17s Relating to Continuations	1	974	0.1%	0.8%	1.0%	0.8%
% of Patients satisfied with the dentistry they have received	0	0	N/A	92.3%	94.4%	93.5%
% of Patients satisfied with the time they had to wait for an appointment	0	0	N/A	87.3%	88.1%	87.4%

* This is based on patients treated on this contract for their most recent course of treatment.

Figures in italics indicate the base number of FP17s or Patient Questionnaire responses are less than 100. N/A is shown where the base number of responses is less than 10 during the period. % is calculated as Quantity/Base number*100

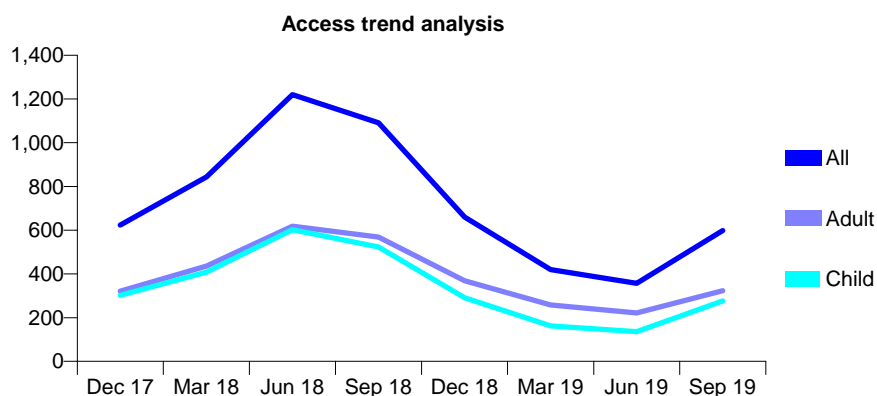
Q46 - Vital Signs At a Glance Contract Report for 685259/0002 - September 2019

Name or company name	MR N MOHAMMAD
Contract type name	GDS Contract
Purpose of contract	General
Contract start date	04/02/2008
Contract end date	

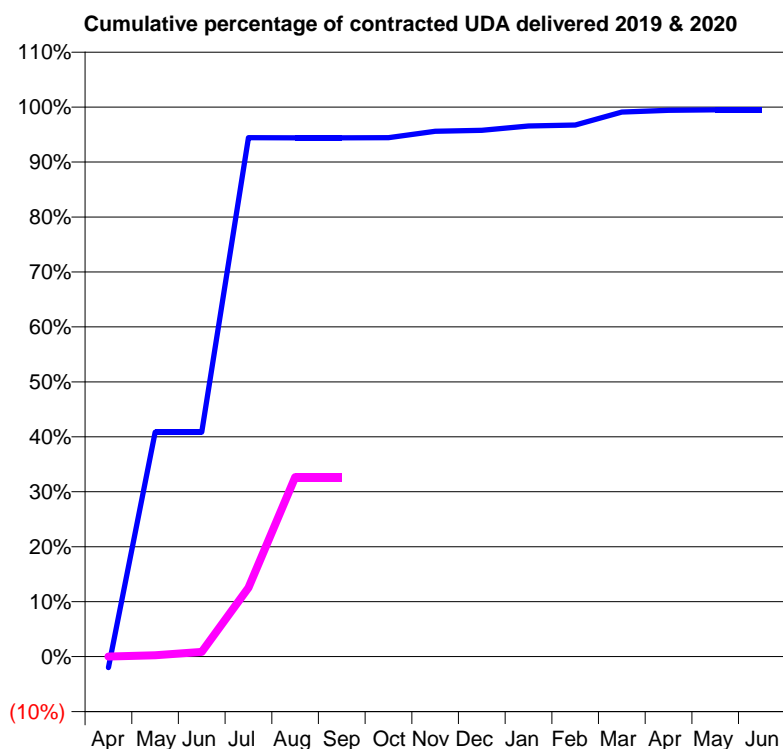
19/20 Contracted general activity (UDA)	1,900
Carry forward general activity (UDA)	0
19/20 Contracted orthodontic activity (UOA)	0
Carry forward orthodontic activity (UOA)	0
Baseline contract value	£46,010.55

ACCESS*

Patients seen in 24 months	Total	Change since previous quarter
Quarter ending September 2018	1,091	
Quarter ending December 2018	660	↓
Quarter ending March 2019	420	↓
Quarter ending June 2019	357	↓
Quarter ending September 2019	599	↑
Variance since September 2018	(45.1%)	↓



ACTIVITY



Month	Adjusted Scheduled Activity (UDA)	
	2019	2020
April	-38	0
May	776	5
June	776	16
July	1,794	238
August	1,793	621
September	1,793	621
October	1,794	
November	1,816	
December	1,819	
January	1,835	
February	1,838	
March	1,883	
April	1,889	
May	1,890	
June	1,890	

QUALITY

	Quantity	Base Number	Contract	AT	Region	England
% of FP17s for the same patient ID Re-attending within 3 months - Children	3	191	1.6%	11.5%	12.1%	11.5%
% of FP17s for the same patient ID Re-attending within 3 months - Adults	0	174	0.0%	16.1%	15.6%	15.4%
% of FP17s for the same patient ID Re-attending between 3 & 9 months - Children	10	191	5.2%	59.3%	61.2%	59.7%
% of FP17s for the same patient ID Re-attending between 3 & 9 months - Adults	3	174	1.7%	51.9%	54.3%	51.7%
% of FP17s for Band 1 Urgent Courses	23	355	6.5%	10.4%	9.1%	9.2%
% of FP17s Relating to Free Repair or Replacements	1	355	0.3%	0.8%	0.9%	0.7%
% of FP17s Relating to Continuations	0	355	0.0%	0.8%	1.0%	0.8%
% of Patients satisfied with the dentistry they have received	0	0	N/A	92.3%	94.4%	93.5%
% of Patients satisfied with the time they had to wait for an appointment	0	0	N/A	87.3%	88.1%	87.4%

* This is based on patients treated on this contract for their most recent course of treatment. Figures in italics indicate the base number of FP17s or Patient Questionnaire responses are less than 100. N/A is shown where the base number of responses is less than 10 during the period. % is calculated as Quantity/Base number*100

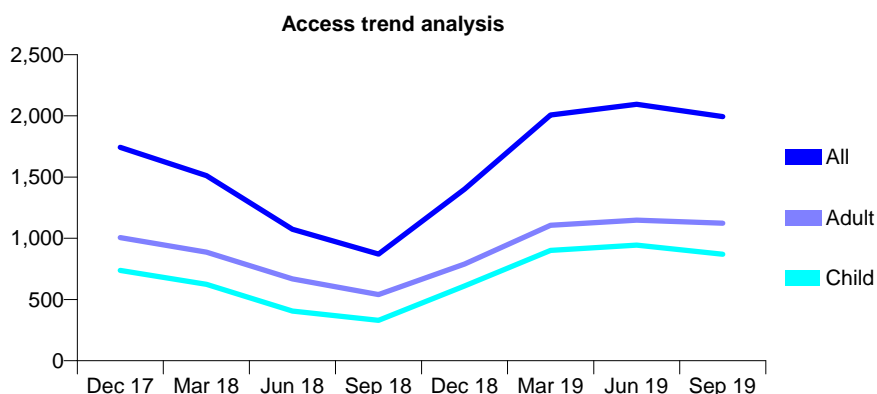
Q46 - Vital Signs At a Glance Contract Report for 685259/0003 - September 2019

Name or company name	MR N MOHAMMAD
Contract type name	GDS Contract
Purpose of contract	General
Contract start date	01/08/2008
Contract end date	

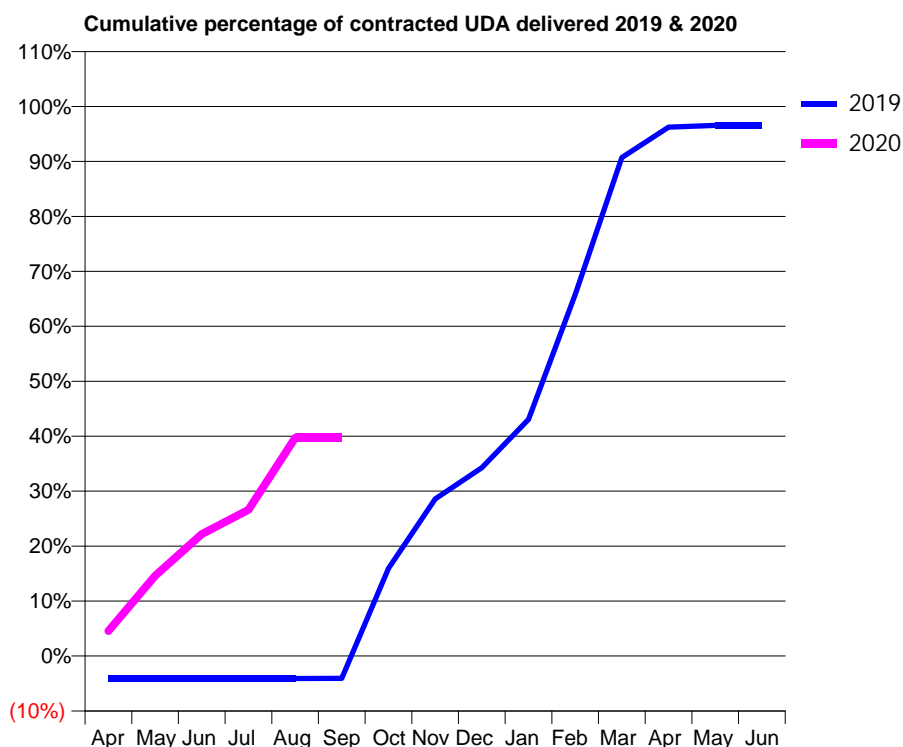
19/20 Contracted general activity (UDA)	4,000
Carry forward general activity (UDA)	0
19/20 Contracted orthodontic activity (UOA)	0
Carry forward orthodontic activity (UOA)	0
Baseline contract value	£111,244.03

ACCESS*

Patients seen in 24 months	Total	Change since previous quarter
Quarter ending September 2018	871	
Quarter ending December 2018	1,401	↑
Quarter ending March 2019	2,007	↑
Quarter ending June 2019	2,094	↑
Quarter ending September 2019	1,994	↓
Variance since September 2018	128.9%	↑



ACTIVITY



Month	Adjusted Scheduled Activity (UDA)	
	2019	2020
April	-165	182
May	-165	583
June	-165	888
July	-165	1,064
August	-165	1,588
September	-164	1,588
October	638	
November	1,144	
December	1,371	
January	1,722	
February	2,632	
March	3,628	
April	3,850	
May	3,862	
June	3,862	

QUALITY

	Quantity	Base Number	Contract	AT	Region	England
% of FP17s for the same patient ID Re-attending within 3 months - Children	51	480	10.6%	11.5%	12.1%	11.5%
% of FP17s for the same patient ID Re-attending within 3 months - Adults	30	461	6.5%	16.1%	15.6%	15.4%
% of FP17s for the same patient ID Re-attending between 3 & 9 months - Children	222	480	46.3%	59.3%	61.2%	59.7%
% of FP17s for the same patient ID Re-attending between 3 & 9 months - Adults	196	461	42.5%	51.9%	54.3%	51.7%
% of FP17s for Band 1 Urgent Courses	41	830	4.9%	10.4%	9.1%	9.2%
% of FP17s Relating to Free Repair or Replacements	5	830	0.6%	0.8%	0.9%	0.7%
% of FP17s Relating to Continuations	0	830	0.0%	0.8%	1.0%	0.8%
% of Patients satisfied with the dentistry they have received	0	0	N/A	92.3%	94.4%	93.5%
% of Patients satisfied with the time they had to wait for an appointment	0	0	N/A	87.3%	88.1%	87.4%

* This is based on patients treated on this contract for their most recent course of treatment. Figures in italics indicate the base number of FP17s or Patient Questionnaire responses are less than 100. N/A is shown where the base number of responses is less than 10 during the period. % is calculated as Quantity/Base number*100

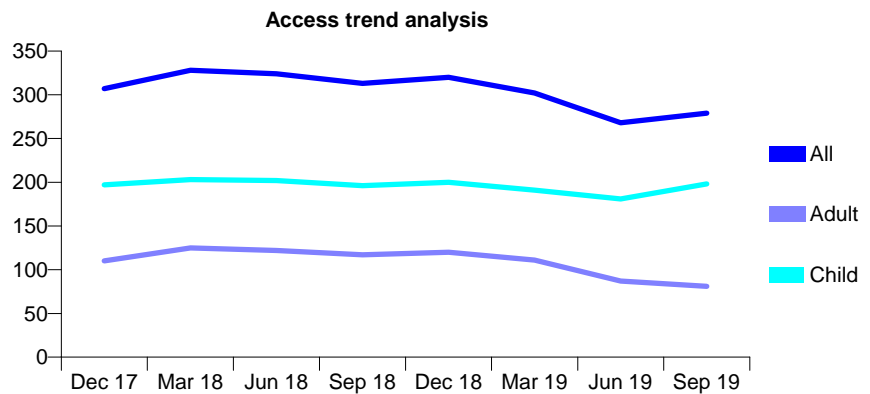
Q46 - Vital Signs At a Glance Contract Report for 686522/0001 - September 2019

Name or company name	MR AC BRISTOW
Contract type name	GDS Contract
Purpose of contract	General
Contract start date	01/04/2006
Contract end date	

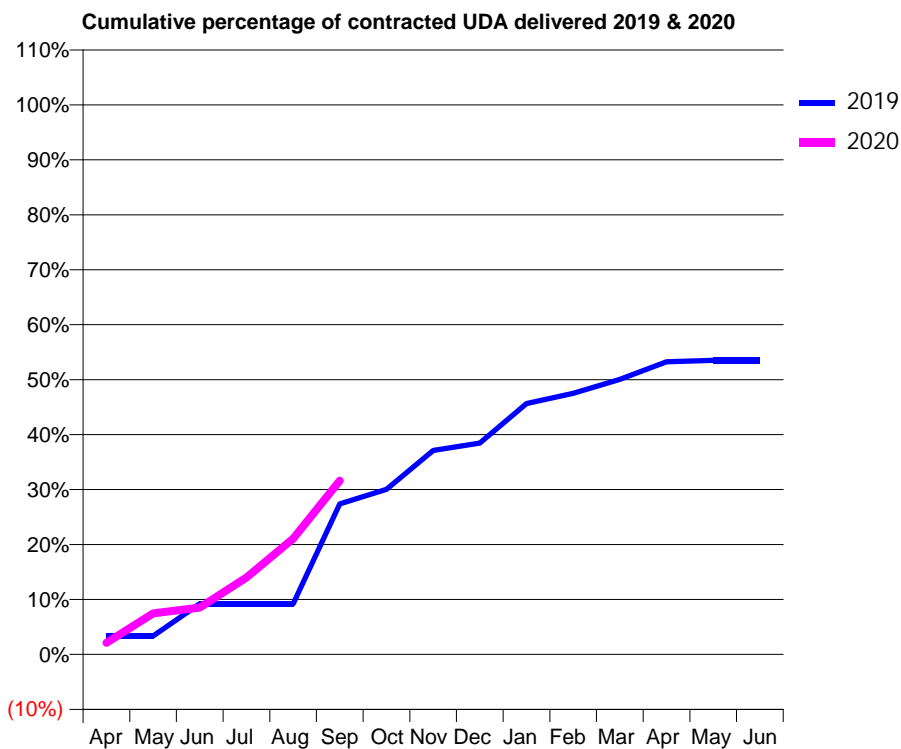
19/20 Contracted general activity (UDA)	750
Carry forward general activity (UDA)	0
19/20 Contracted orthodontic activity (UOA)	0
Carry forward orthodontic activity (UOA)	0
Baseline contract value	£15,548.06

ACCESS*

Patients seen in 24 months	Total	Change since previous quarter
Quarter ending September 2018	313	
Quarter ending December 2018	320	↑
Quarter ending March 2019	302	↓
Quarter ending June 2019	268	↓
Quarter ending September 2019	279	↑
Variance since September 2018	(10.9%)	↓



ACTIVITY



Month	2019	2020
April	25	16
May	25	56
June	69	64
July	69	105
August	69	158
September	205	237
October	225	
November	278	
December	288	
January	342	
February	356	
March	375	
April	399	
May	401	
June	401	

QUALITY

	Quantity	Base Number	Contract	AT	Region	England
% of FP17s for the same patient ID Re-attending within 3 months - Children	1	130	0.8%	11.5%	12.1%	11.5%
% of FP17s for the same patient ID Re-attending within 3 months - Adults	2	15	13.3%	16.1%	15.6%	15.4%
% of FP17s for the same patient ID Re-attending between 3 & 9 months - Children	49	130	37.7%	59.3%	61.2%	59.7%
% of FP17s for the same patient ID Re-attending between 3 & 9 months - Adults	3	15	20.0%	51.9%	54.3%	51.7%
% of FP17s for Band 1 Urgent Courses	0	127	0.0%	10.4%	9.1%	9.2%
% of FP17s Relating to Free Repair or Replacements	0	127	0.0%	0.8%	0.9%	0.7%
% of FP17s Relating to Continuations	1	127	0.8%	0.8%	1.0%	0.8%
% of Patients satisfied with the dentistry they have received	0	0	N/A	92.3%	94.4%	93.5%
% of Patients satisfied with the time they had to wait for an appointment	0	0	N/A	87.3%	88.1%	87.4%

* This is based on patients treated on this contract for their most recent course of treatment. Figures in italics indicate the base number of FP17s or Patient Questionnaire responses are less than 100. N/A is shown where the base number of responses is less than 10 during the period. % is calculated as Quantity/Base number*100

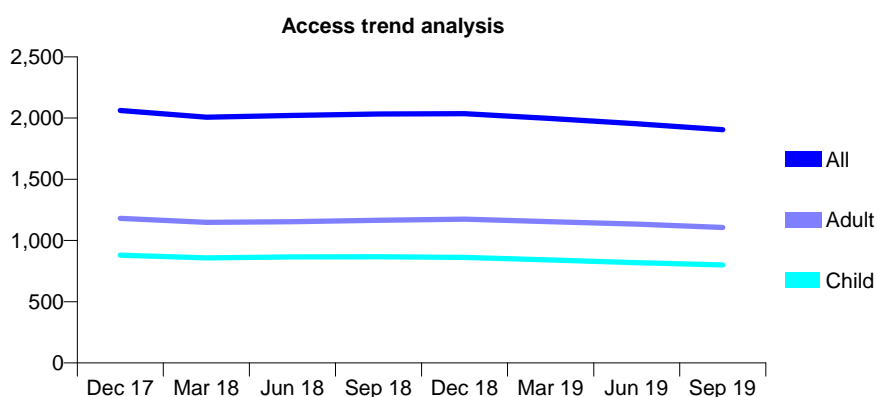
Q46 - Vital Signs At a Glance Contract Report for 688673/0001 - September 2019

Name or company name	MRS S CHOUDHURY
Contract type name	GDS Contract
Purpose of contract	General
Contract start date	01/02/2015
Contract end date	

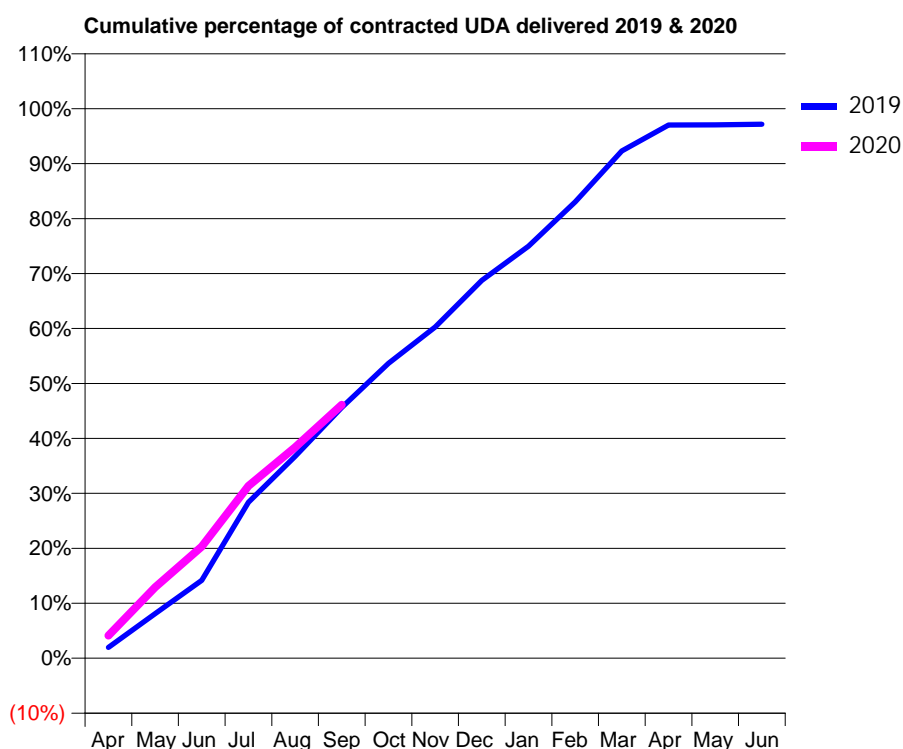
19/20 Contracted general activity (UDA)	6,323
Carry forward general activity (UDA)	0
19/20 Contracted orthodontic activity (UOA)	0
Carry forward orthodontic activity (UOA)	0
Baseline contract value	£170,844.56

ACCESS*

Patients seen in 24 months	Total	Change since previous quarter
Quarter ending September 2018	2,033	
Quarter ending December 2018	2,037	→
Quarter ending March 2019	1,996	↓
Quarter ending June 2019	1,954	↓
Quarter ending September 2019	1,906	↓
Variance since September 2018	(6.2%)	↓



ACTIVITY



Month	2019	2020
April	125	260
May	514	817
June	895	1,285
July	1,795	1,982
August	2,323	2,428
September	2,884	2,916
October	3,394	
November	3,810	
December	4,346	
January	4,741	
February	5,250	
March	5,836	
April	6,134	
May	6,137	
June	6,145	

QUALITY

	Quantity	Base Number	Contract	AT	Region	England
% of FP17s for the same patient ID Re-attending within 3 months - Children	48	626	7.7%	11.5%	12.1%	11.5%
% of FP17s for the same patient ID Re-attending within 3 months - Adults	185	841	22.0%	16.1%	15.6%	15.4%
% of FP17s for the same patient ID Re-attending between 3 & 9 months - Children	431	626	68.8%	59.3%	61.2%	59.7%
% of FP17s for the same patient ID Re-attending between 3 & 9 months - Adults	453	841	53.9%	51.9%	54.3%	51.7%
% of FP17s for Band 1 Urgent Courses	90	1,325	6.8%	10.4%	9.1%	9.2%
% of FP17s Relating to Free Repair or Replacements	1	1,325	0.1%	0.8%	0.9%	0.7%
% of FP17s Relating to Continuations	30	1,325	2.3%	0.8%	1.0%	0.8%
% of Patients satisfied with the dentistry they have received	2	2	N/A	92.3%	94.4%	93.5%
% of Patients satisfied with the time they had to wait for an appointment	1	2	N/A	87.3%	88.1%	87.4%

* This is based on patients treated on this contract for their most recent course of treatment.

Figures in italics indicate the base number of FP17s or Patient Questionnaire responses are less than 100. N/A is shown where the base number of responses is less than 10 during the period. % is calculated as Quantity/Base number*100

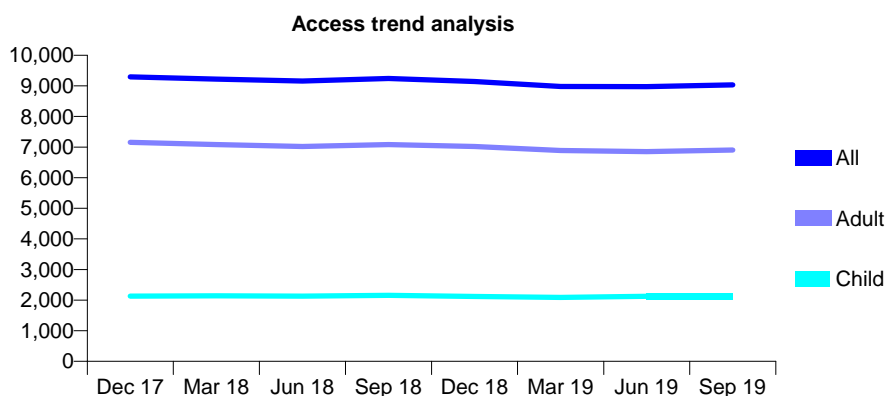
Q46 - Vital Signs At a Glance Contract Report for 709522/0001 - September 2019

Name or company name	MR SJ PATEL
Contract type name	GDS Contract
Purpose of contract	General
Contract start date	01/02/2015
Contract end date	

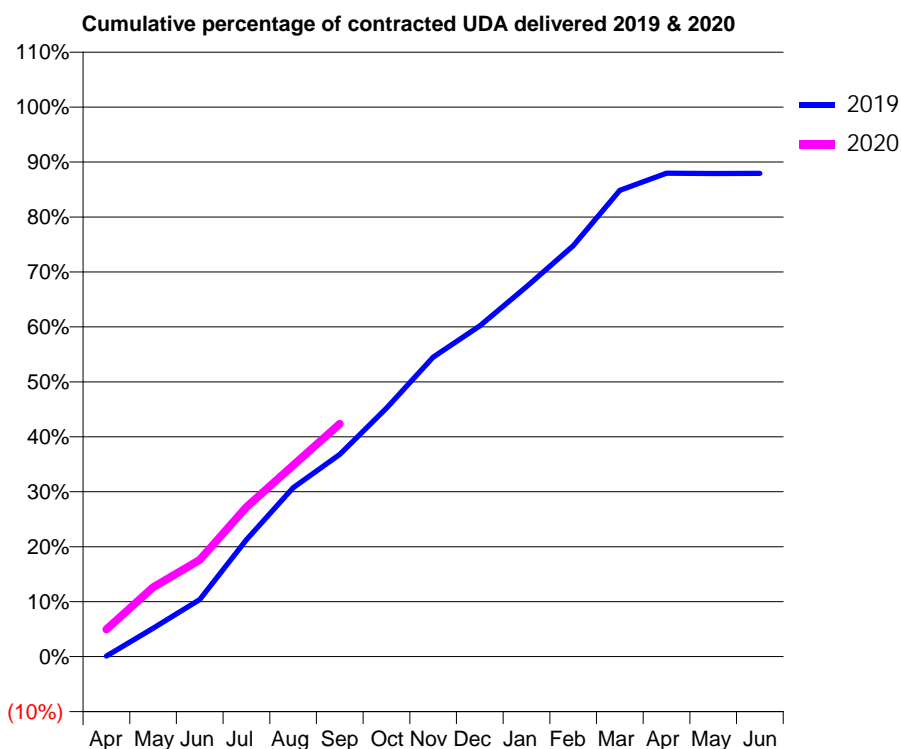
19/20 Contracted general activity (UDA)	27,224
Carry forward general activity (UDA)	0
19/20 Contracted orthodontic activity (UOA)	0
Carry forward orthodontic activity (UOA)	0
Baseline contract value	£837,979.23

ACCESS*

Patients seen in 24 months	Total	Change since previous quarter
Quarter ending September 2018	9,239	
Quarter ending December 2018	9,142	↓
Quarter ending March 2019	8,977	↓
Quarter ending June 2019	8,975	→
Quarter ending September 2019	9,030	→
Variance since September 2018	(2.3%)	↓



ACTIVITY



Month	Adjusted Scheduled Activity (UDA)	
	2019	2020
April	32	1,350
May	1,413	3,439
June	2,826	4,790
July	5,787	7,411
August	8,368	9,479
September	10,021	11,530
October	12,313	
November	14,844	
December	16,379	
January	18,326	
February	20,360	
March	23,102	
April	23,948	
May	23,931	
June	23,940	

QUALITY

	Quantity	Base Number	Contract	AT	Region	England
% of FP17s for the same patient ID Re-attending within 3 months - Children	104	1,383	7.5%	11.5%	12.1%	11.5%
% of FP17s for the same patient ID Re-attending within 3 months - Adults	614	4,385	14.0%	16.1%	15.6%	15.4%
% of FP17s for the same patient ID Re-attending between 3 & 9 months - Children	687	1,383	49.7%	59.3%	61.2%	59.7%
% of FP17s for the same patient ID Re-attending between 3 & 9 months - Adults	2,032	4,385	46.3%	51.9%	54.3%	51.7%
% of FP17s for Band 1 Urgent Courses	519	5,431	9.6%	10.4%	9.1%	9.2%
% of FP17s Relating to Free Repair or Replacements	50	5,431	0.9%	0.8%	0.9%	0.7%
% of FP17s Relating to Continuations	71	5,431	1.3%	0.8%	1.0%	0.8%
% of Patients satisfied with the dentistry they have received	1	1	N/A	92.3%	94.4%	93.5%
% of Patients satisfied with the time they had to wait for an appointment	1	1	N/A	87.3%	88.1%	87.4%

* This is based on patients treated on this contract for their most recent course of treatment. Figures in italics indicate the base number of FP17s or Patient Questionnaire responses are less than 100. N/A is shown where the base number of responses is less than 10 during the period. % is calculated as Quantity/Base number*100

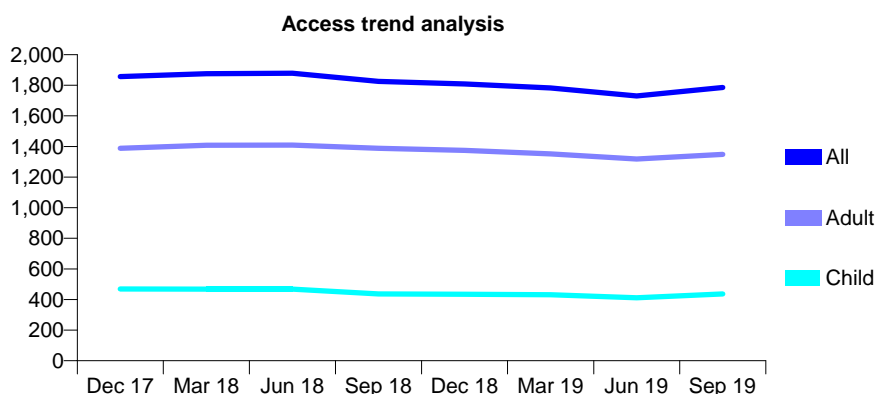
Q46 - Vital Signs At a Glance Contract Report for 709522/0002 - September 2019

Name or company name	MR SJ PATEL
Contract type name	GDS Contract
Purpose of contract	General
Contract start date	01/02/2015
Contract end date	

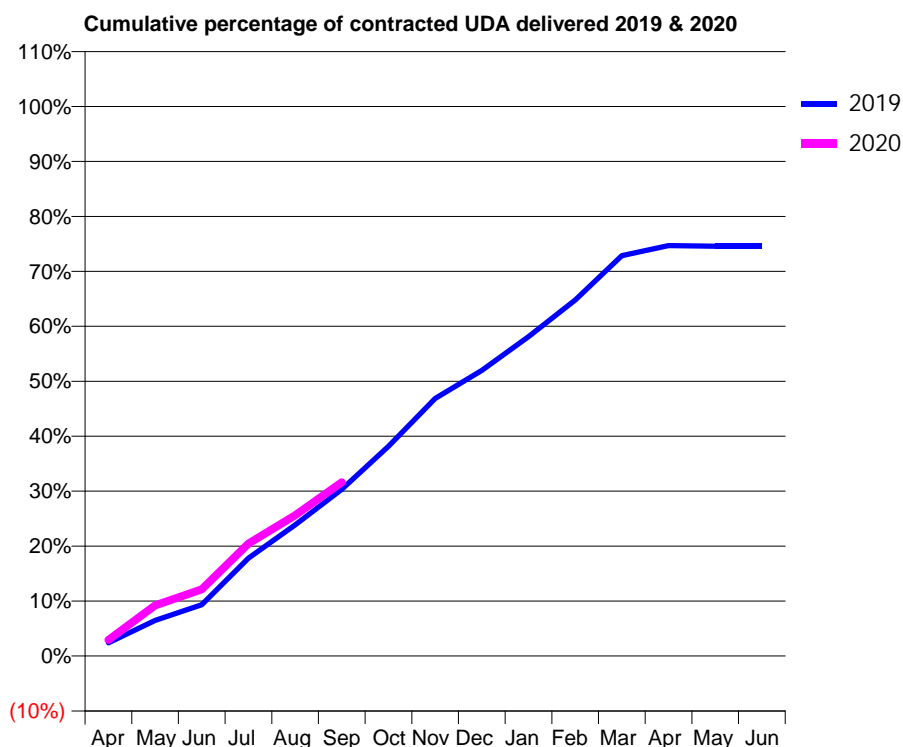
19/20 Contracted general activity (UDA)	6,300
Carry forward general activity (UDA)	0
19/20 Contracted orthodontic activity (UOA)	0
Carry forward orthodontic activity (UOA)	0
Baseline contract value	£159,420.03

ACCESS*

Patients seen in 24 months	Total	Change since previous quarter
Quarter ending September 2018	1,825	
Quarter ending December 2018	1,809	→
Quarter ending March 2019	1,783	↓
Quarter ending June 2019	1,730	↓
Quarter ending September 2019	1,785	↑
Variance since September 2018	(2.2%)	↓



ACTIVITY



Month	Adjusted Scheduled Activity (UDA)	
	2019	2020
April	152	184
May	408	581
June	588	763
July	1,122	1,289
August	1,504	1,613
September	1,910	1,991
October	2,404	
November	2,952	
December	3,274	
January	3,661	
February	4,082	
March	4,590	
April	4,706	
May	4,697	
June	4,697	

QUALITY

	Quantity	Base Number	Contract	AT	Region	England
% of FP17s for the same patient ID Re-attending within 3 months - Children	13	290	4.5%	11.5%	12.1%	11.5%
% of FP17s for the same patient ID Re-attending within 3 months - Adults	60	772	7.8%	16.1%	15.6%	15.4%
% of FP17s for the same patient ID Re-attending between 3 & 9 months - Children	125	290	43.1%	59.3%	61.2%	59.7%
% of FP17s for the same patient ID Re-attending between 3 & 9 months - Adults	310	772	40.2%	51.9%	54.3%	51.7%
% of FP17s for Band 1 Urgent Courses	59	1,010	5.8%	10.4%	9.1%	9.2%
% of FP17s Relating to Free Repair or Replacements	8	1,010	0.8%	0.8%	0.9%	0.7%
% of FP17s Relating to Continuations	17	1,010	1.7%	0.8%	1.0%	0.8%
% of Patients satisfied with the dentistry they have received	0	0	N/A	92.3%	94.4%	93.5%
% of Patients satisfied with the time they had to wait for an appointment	0	0	N/A	87.3%	88.1%	87.4%

* This is based on patients treated on this contract for their most recent course of treatment. Figures in italics indicate the base number of FP17s or Patient Questionnaire responses are less than 100. N/A is shown where the base number of responses is less than 10 during the period. % is calculated as Quantity/Base number*100

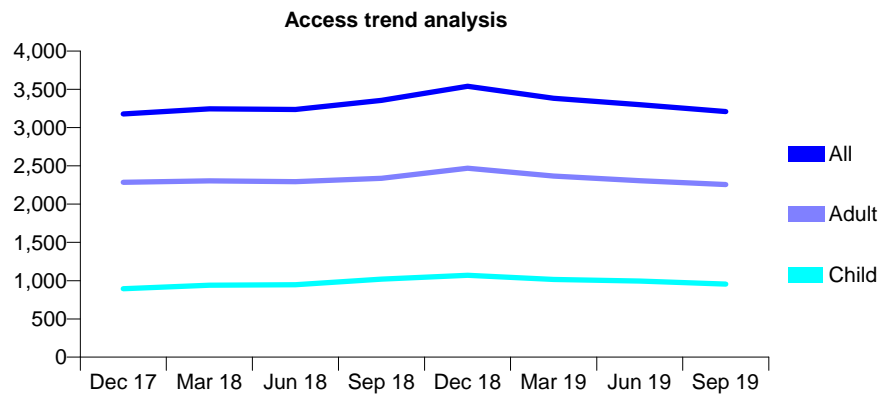
Q46 - Vital Signs At a Glance Contract Report for 718483/0001 - September 2019

Name or company name	MRS R MEHRA
Contract type name	GDS Contract
Purpose of contract	General
Contract start date	01/11/2015
Contract end date	

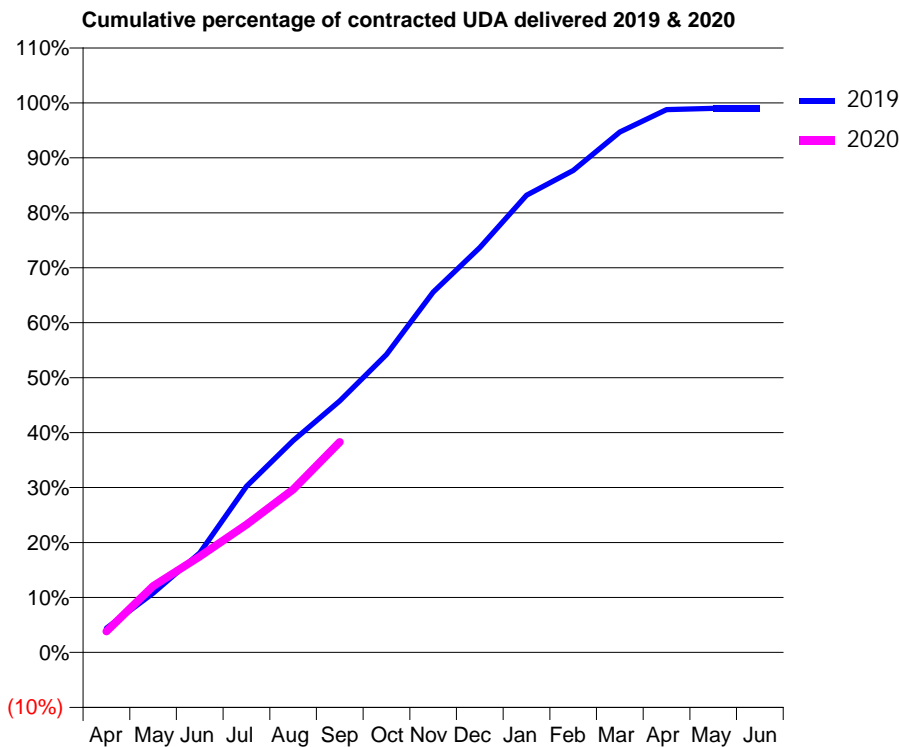
19/20 Contracted general activity (UDA)	9,767
Carry forward general activity (UDA)	0
19/20 Contracted orthodontic activity (UOA)	0
Carry forward orthodontic activity (UOA)	0
Baseline contract value	£280,865.57

ACCESS*

Patients seen in 24 months	Total	Change since previous quarter
Quarter ending September 2018	3,356	
Quarter ending December 2018	3,539	↑
Quarter ending March 2019	3,382	↓
Quarter ending June 2019	3,300	↓
Quarter ending September 2019	3,210	↓
Variance since September 2018	(4.4%)	↓



ACTIVITY



Month	2019	2020
April	431	375
May	1,053	1,180
June	1,769	1,704
July	2,952	2,273
August	3,765	2,898
September	4,471	3,738
October	5,296	
November	6,406	
December	7,194	
January	8,127	
February	8,566	
March	9,250	
April	9,647	
May	9,669	
June	9,669	

QUALITY

	Quantity	Base Number	Contract	AT	Region	England
% of FP17s for the same patient ID Re-attending within 3 months - Children	82	628	13.1%	11.5%	12.1%	11.5%
% of FP17s for the same patient ID Re-attending within 3 months - Adults	337	1,415	23.8%	16.1%	15.6%	15.4%
% of FP17s for the same patient ID Re-attending between 3 & 9 months - Children	311	628	49.5%	59.3%	61.2%	59.7%
% of FP17s for the same patient ID Re-attending between 3 & 9 months - Adults	628	1,415	44.4%	51.9%	54.3%	51.7%
% of FP17s for Band 1 Urgent Courses	361	1,871	19.3%	10.4%	9.1%	9.2%
% of FP17s Relating to Free Repair or Replacements	50	1,871	2.7%	0.8%	0.9%	0.7%
% of FP17s Relating to Continuations	25	1,871	1.3%	0.8%	1.0%	0.8%
% of Patients satisfied with the dentistry they have received	1	1	N/A	92.3%	94.4%	93.5%
% of Patients satisfied with the time they had to wait for an appointment	0	1	N/A	87.3%	88.1%	87.4%

* This is based on patients treated on this contract for their most recent course of treatment. Figures in italics indicate the base number of FP17s or Patient Questionnaire responses are less than 100. N/A is shown where the base number of responses is less than 10 during the period. % is calculated as Quantity/Base number*100

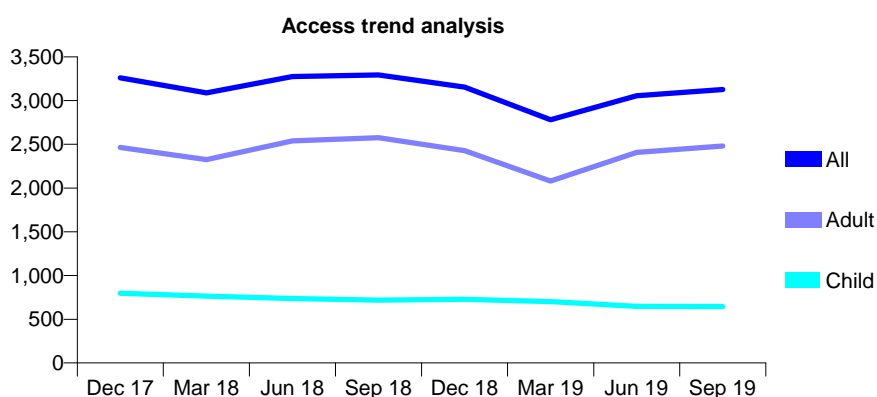
Q46 - Vital Signs At a Glance Contract Report for 729930/0001 - September 2019

Name or company name	MR RW BROWN
Contract type name	GDS Contract
Purpose of contract	General
Contract start date	01/04/2006
Contract end date	

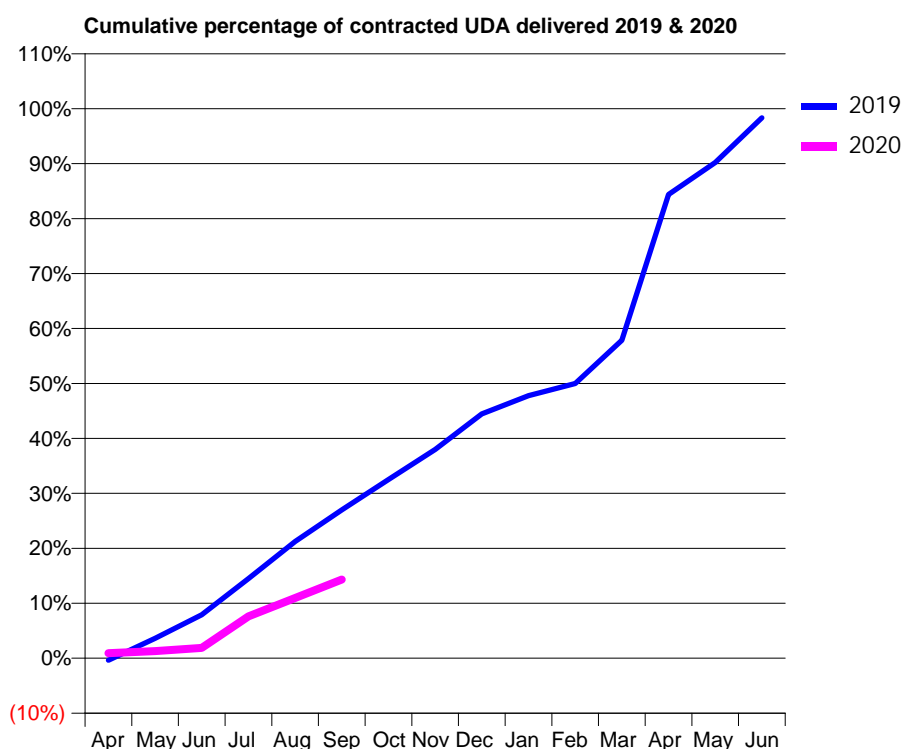
19/20 Contracted general activity (UDA)	11,628
Carry forward general activity (UDA)	0
19/20 Contracted orthodontic activity (UOA)	0
Carry forward orthodontic activity (UOA)	0
Baseline contract value	£456,106.17

ACCESS*

Patients seen in 24 months	Total	Change since previous quarter
Quarter ending September 2018	3,293	
Quarter ending December 2018	3,154	↓
Quarter ending March 2019	2,781	↓
Quarter ending June 2019	3,055	↑
Quarter ending September 2019	3,127	↑
Variance since September 2018	(5.0%)	↓



ACTIVITY



Month	2019	2020
April	-44	105
May	414	151
June	903	220
July	1,656	888
August	2,429	1,277
September	3,082	1,663
October	3,716	
November	4,343	
December	5,083	
January	5,462	
February	5,716	
March	6,611	
April	9,647	
May	10,312	
June	11,242	

QUALITY

	Quantity	Base Number	Contract	AT	Region	England
% of FP17s for the same patient ID Re-attending within 3 months - Children	4	241	1.7%	11.5%	12.1%	11.5%
% of FP17s for the same patient ID Re-attending within 3 months - Adults	9	809	1.1%	16.1%	15.6%	15.4%
% of FP17s for the same patient ID Re-attending between 3 & 9 months - Children	43	241	17.8%	59.3%	61.2%	59.7%
% of FP17s for the same patient ID Re-attending between 3 & 9 months - Adults	68	809	8.4%	51.9%	54.3%	51.7%
% of FP17s for Band 1 Urgent Courses	0	431	0.0%	10.4%	9.1%	9.2%
% of FP17s Relating to Free Repair or Replacements	0	431	0.0%	0.8%	0.9%	0.7%
% of FP17s Relating to Continuations	0	431	0.0%	0.8%	1.0%	0.8%
% of Patients satisfied with the dentistry they have received	0	0	N/A	92.3%	94.4%	93.5%
% of Patients satisfied with the time they had to wait for an appointment	0	0	N/A	87.3%	88.1%	87.4%

* This is based on patients treated on this contract for their most recent course of treatment.

Figures in italics indicate the base number of FP17s or Patient Questionnaire responses are less than 100. N/A is shown where the base number of responses is less than 10 during the period. % is calculated as Quantity/Base number*100

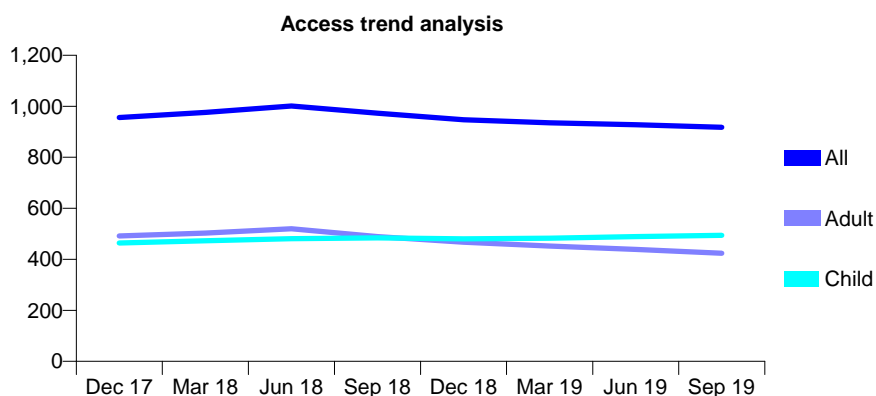
Q46 - Vital Signs At a Glance Contract Report for 731005/0001 - September 2019

Name or company name	MR JA COOPER
Contract type name	GDS Contract
Purpose of contract	General
Contract start date	01/04/2006
Contract end date	

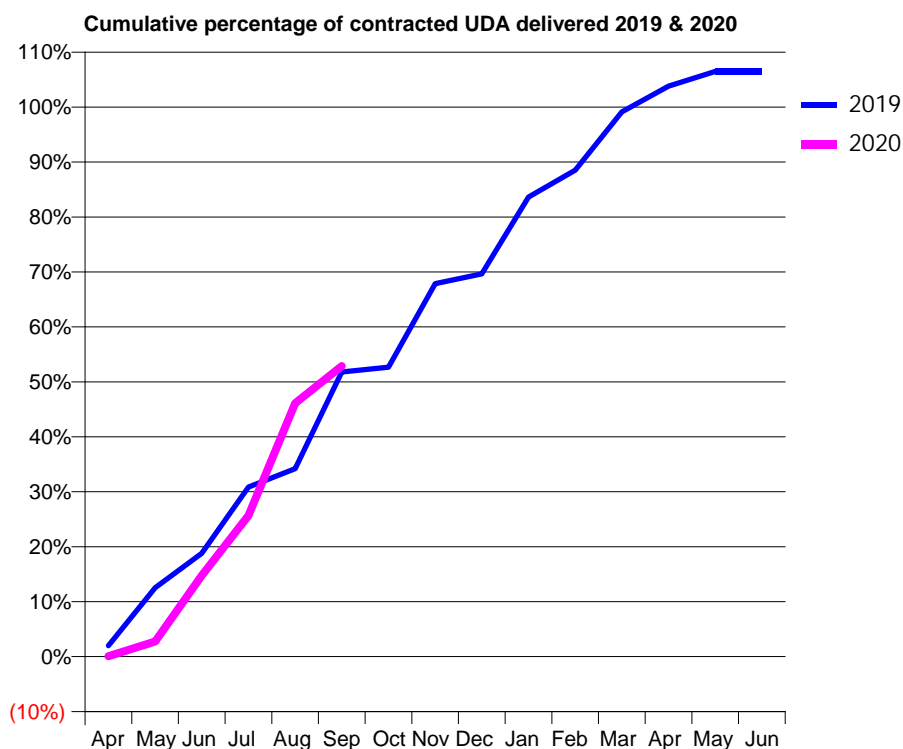
19/20 Contracted general activity (UDA)	3,737
Carry forward general activity (UDA)	0
19/20 Contracted orthodontic activity (UOA)	0
Carry forward orthodontic activity (UOA)	0
Baseline contract value	£120,123.53

ACCESS*

Patients seen in 24 months	Total	Change since previous quarter
Quarter ending September 2018	973	
Quarter ending December 2018	947	↓
Quarter ending March 2019	935	↓
Quarter ending June 2019	928	→
Quarter ending September 2019	918	↓
Variance since September 2018	(5.7%)	↓



ACTIVITY



Month	Adjusted Scheduled Activity (UDA)	
	2019	2020
April	75	3
May	469	103
June	702	552
July	1,153	960
August	1,279	1,723
September	1,936	1,976
October	1,968	
November	2,536	
December	2,603	
January	3,126	
February	3,308	
March	3,704	
April	3,879	
May	3,979	
June	3,979	

QUALITY

	Quantity	Base Number	Contract	AT	Region	England
% of FP17s for the same patient ID Re-attending within 3 months - Children	115	599	19.2%	11.5%	12.1%	11.5%
% of FP17s for the same patient ID Re-attending within 3 months - Adults	67	313	21.4%	16.1%	15.6%	15.4%
% of FP17s for the same patient ID Re-attending between 3 & 9 months - Children	398	599	66.4%	59.3%	61.2%	59.7%
% of FP17s for the same patient ID Re-attending between 3 & 9 months - Adults	115	313	36.7%	51.9%	54.3%	51.7%
% of FP17s for Band 1 Urgent Courses	110	798	13.8%	10.4%	9.1%	9.2%
% of FP17s Relating to Free Repair or Replacements	0	798	0.0%	0.8%	0.9%	0.7%
% of FP17s Relating to Continuations	0	798	0.0%	0.8%	1.0%	0.8%
% of Patients satisfied with the dentistry they have received	0	0	N/A	92.3%	94.4%	93.5%
% of Patients satisfied with the time they had to wait for an appointment	0	0	N/A	87.3%	88.1%	87.4%

* This is based on patients treated on this contract for their most recent course of treatment. Figures in italics indicate the base number of FP17s or Patient Questionnaire responses are less than 100. N/A is shown where the base number of responses is less than 10 during the period. % is calculated as Quantity/Base number*100

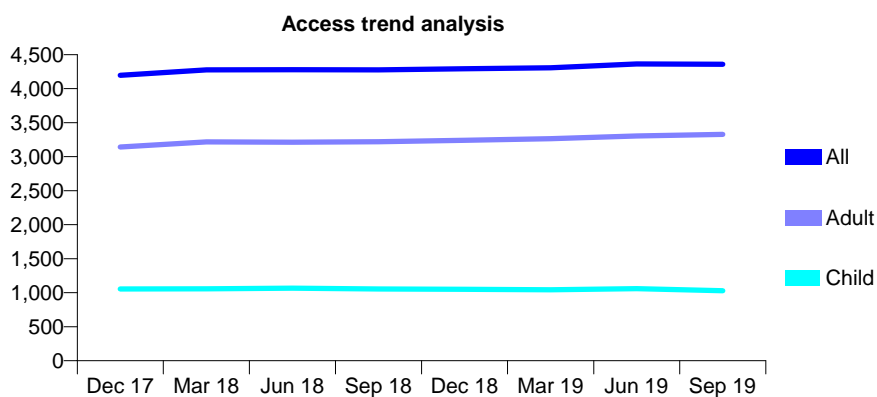
Q46 - Vital Signs At a Glance Contract Report for 732192/0003 - September 2019

Name or company name	Red Rose Dental Group
Contract type name	GDS Contract
Purpose of contract	General
Contract start date	01/04/2006
Contract end date	

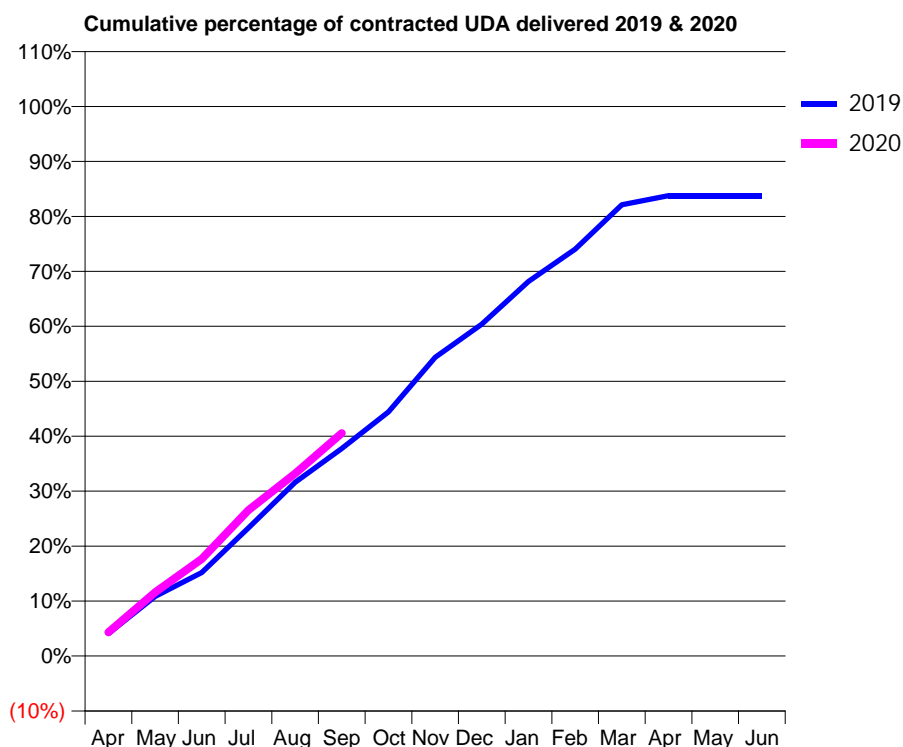
19/20 Contracted general activity (UDA)	11,959
Carry forward general activity (UDA)	0
19/20 Contracted orthodontic activity (UOA)	0
Carry forward orthodontic activity (UOA)	0
Baseline contract value	£366,373.95

ACCESS*

Patients seen in 24 months	Total	Change since previous quarter
Quarter ending September 2018	4,276	
Quarter ending December 2018	4,293	→
Quarter ending March 2019	4,307	→
Quarter ending June 2019	4,364	→
Quarter ending September 2019	4,357	→
Variance since September 2018	1.9%	→



ACTIVITY



Month	Adjusted Scheduled Activity (UDA)	
	2019	2020
April	488	519
May	1,300	1,389
June	1,815	2,114
July	2,788	3,178
August	3,779	3,973
September	4,516	4,850
October	5,312	
November	6,498	
December	7,222	
January	8,151	
February	8,856	
March	9,819	
April	10,020	
May	10,020	
June	10,020	

QUALITY

	Quantity	Base Number	Contract	AT	Region	England
% of FP17s for the same patient ID Re-attending within 3 months - Children	37	671	5.5%	11.5%	12.1%	11.5%
% of FP17s for the same patient ID Re-attending within 3 months - Adults	199	1,855	10.7%	16.1%	15.6%	15.4%
% of FP17s for the same patient ID Re-attending between 3 & 9 months - Children	422	671	62.9%	59.3%	61.2%	59.7%
% of FP17s for the same patient ID Re-attending between 3 & 9 months - Adults	552	1,855	29.8%	51.9%	54.3%	51.7%
% of FP17s for Band 1 Urgent Courses	197	2,432	8.1%	10.4%	9.1%	9.2%
% of FP17s Relating to Free Repair or Replacements	19	2,432	0.8%	0.8%	0.9%	0.7%
% of FP17s Relating to Continuations	32	2,432	1.3%	0.8%	1.0%	0.8%
% of Patients satisfied with the dentistry they have received	1	1	N/A	92.3%	94.4%	93.5%
% of Patients satisfied with the time they had to wait for an appointment	1	1	N/A	87.3%	88.1%	87.4%

* This is based on patients treated on this contract for their most recent course of treatment. Figures in italics indicate the base number of FP17s or Patient Questionnaire responses are less than 100. N/A is shown where the base number of responses is less than 10 during the period. % is calculated as Quantity/Base number*100

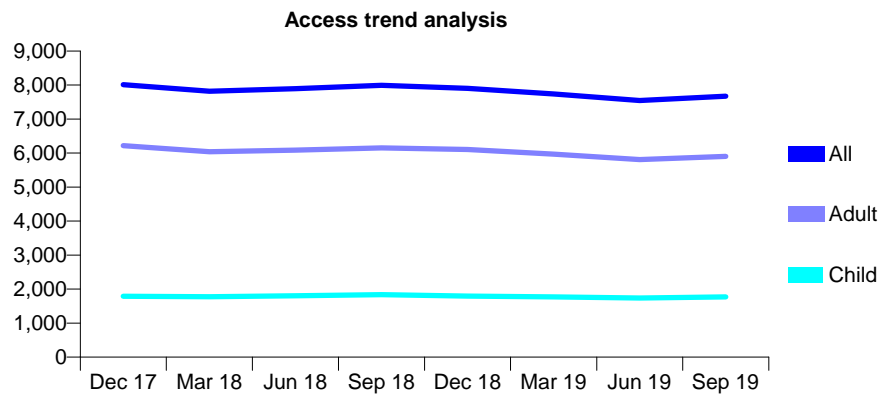
Q46 - Vital Signs At a Glance Contract Report for 732192/0004 - September 2019

Name or company name	Red Rose Dental Group
Contract type name	GDS Contract
Purpose of contract	General
Contract start date	01/10/2007
Contract end date	

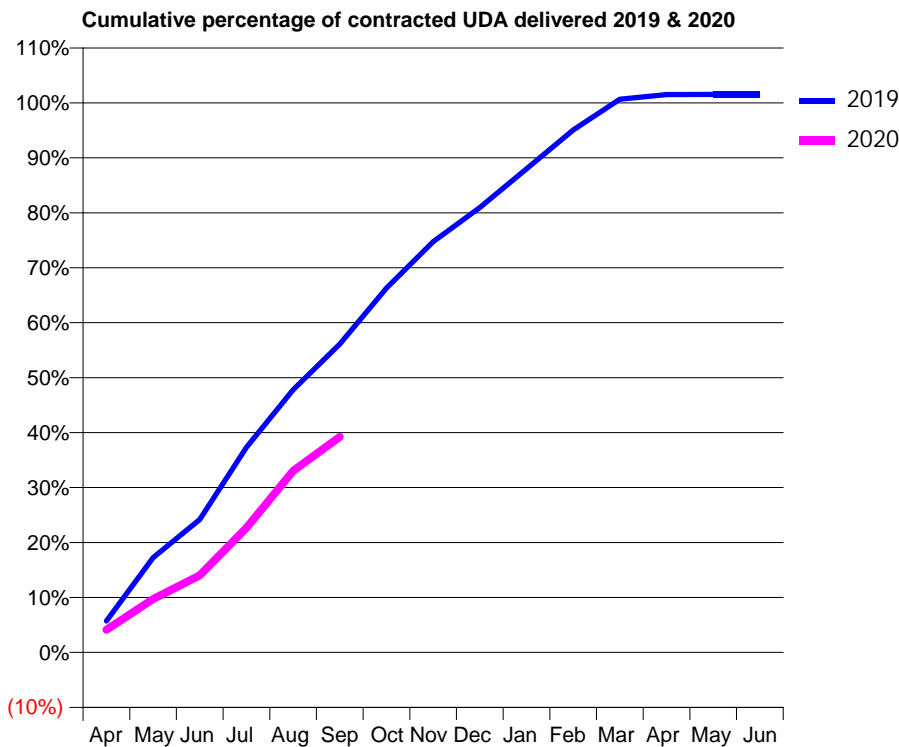
19/20 Contracted general activity (UDA)	21,384
Carry forward general activity (UDA)	0
19/20 Contracted orthodontic activity (UOA)	0
Carry forward orthodontic activity (UOA)	0
Baseline contract value	£655,116.31

ACCESS*

Patients seen in 24 months	Total	Change since previous quarter
Quarter ending September 2018	7,993	
Quarter ending December 2018	7,903	↓
Quarter ending March 2019	7,741	↓
Quarter ending June 2019	7,547	↓
Quarter ending September 2019	7,674	→
Variance since September 2018	(4.0%)	↓



ACTIVITY



Month	Adjusted Scheduled Activity (UDA)	
	2019	2020
April	1,221	882
May	3,694	2,076
June	5,174	3,004
July	7,981	4,849
August	10,220	7,063
September	11,998	8,386
October	14,173	
November	15,988	
December	17,308	
January	18,817	
February	20,328	
March	21,527	
April	21,706	
May	21,714	
June	21,715	

QUALITY

	Quantity	Base Number	Contract	AT	Region	England
% of FP17s for the same patient ID Re-attending within 3 months - Children	84	1,193	7.0%	11.5%	12.1%	11.5%
% of FP17s for the same patient ID Re-attending within 3 months - Adults	514	3,585	14.3%	16.1%	15.6%	15.4%
% of FP17s for the same patient ID Re-attending between 3 & 9 months - Children	579	1,193	48.5%	59.3%	61.2%	59.7%
% of FP17s for the same patient ID Re-attending between 3 & 9 months - Adults	1,665	3,585	46.4%	51.9%	54.3%	51.7%
% of FP17s for Band 1 Urgent Courses	553	4,658	11.9%	10.4%	9.1%	9.2%
% of FP17s Relating to Free Repair or Replacements	46	4,658	1.0%	0.8%	0.9%	0.7%
% of FP17s Relating to Continuations	82	4,658	1.8%	0.8%	1.0%	0.8%
% of Patients satisfied with the dentistry they have received	0	0	N/A	92.3%	94.4%	93.5%
% of Patients satisfied with the time they had to wait for an appointment	0	0	N/A	87.3%	88.1%	87.4%

* This is based on patients treated on this contract for their most recent course of treatment. Figures in italics indicate the base number of FP17s or Patient Questionnaire responses are less than 100. N/A is shown where the base number of responses is less than 10 during the period. % is calculated as Quantity/Base number*100

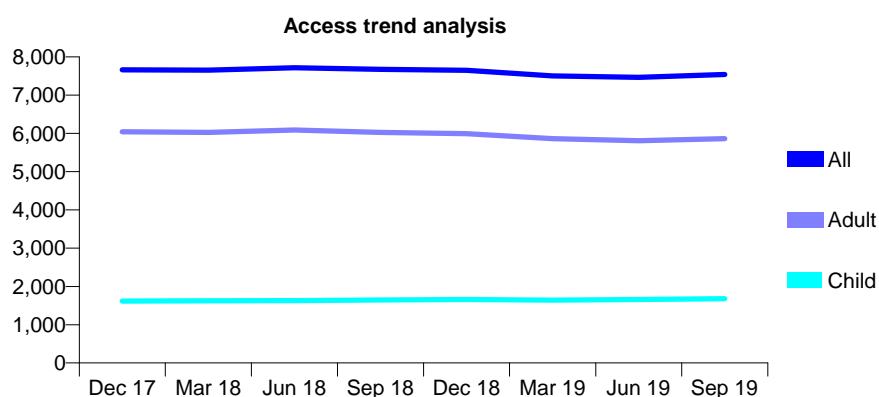
Q46 - Vital Signs At a Glance Contract Report for 732494/0001 - September 2019

Name or company name	518 Dental
Contract type name	GDS Contract
Purpose of contract	General
Contract start date	01/04/2006
Contract end date	

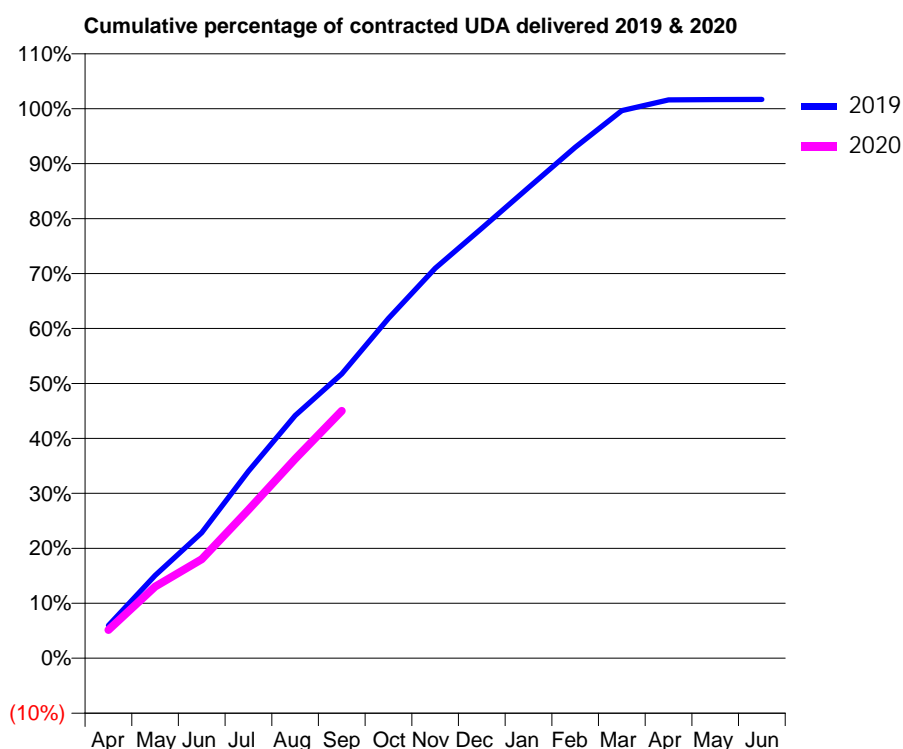
19/20 Contracted general activity (UDA)	21,547
Carry forward general activity (UDA)	0
19/20 Contracted orthodontic activity (UOA)	0
Carry forward orthodontic activity (UOA)	0
Baseline contract value	£556,822.01

ACCESS*

Patients seen in 24 months	Total	Change since previous quarter
Quarter ending September 2018	7,673	
Quarter ending December 2018	7,649	→
Quarter ending March 2019	7,503	↓
Quarter ending June 2019	7,466	→
Quarter ending September 2019	7,540	→
Variance since September 2018	(1.7%)	↓



ACTIVITY



Month	2019	2020
April	1,282	1,113
May	3,252	2,812
June	4,925	3,881
July	7,332	5,821
August	9,517	7,812
September	11,153	9,696
October	13,325	
November	15,294	
December	16,862	
January	18,451	
February	20,034	
March	21,473	
April	21,889	
May	21,901	
June	21,904	

QUALITY

	Quantity	Base Number	Contract	AT	Region	England
% of FP17s for the same patient ID Re-attending within 3 months - Children	516	2,162	23.9%	11.5%	12.1%	11.5%
% of FP17s for the same patient ID Re-attending within 3 months - Adults	360	3,898	9.2%	16.1%	15.6%	15.4%
% of FP17s for the same patient ID Re-attending between 3 & 9 months - Children	1,363	2,162	63.0%	59.3%	61.2%	59.7%
% of FP17s for the same patient ID Re-attending between 3 & 9 months - Adults	2,544	3,898	65.3%	51.9%	54.3%	51.7%
% of FP17s for Band 1 Urgent Courses	158	5,823	2.7%	10.4%	9.1%	9.2%
% of FP17s Relating to Free Repair or Replacements	37	5,823	0.6%	0.8%	0.9%	0.7%
% of FP17s Relating to Continuations	2	5,823	0.0%	0.8%	1.0%	0.8%
% of Patients satisfied with the dentistry they have received	2	3	N/A	92.3%	94.4%	93.5%
% of Patients satisfied with the time they had to wait for an appointment	1	3	N/A	87.3%	88.1%	87.4%

* This is based on patients treated on this contract for their most recent course of treatment.

Figures in italics indicate the base number of FP17s or Patient Questionnaire responses are less than 100. N/A is shown where the base number of responses is less than 10 during the period. % is calculated as Quantity/Base number*100

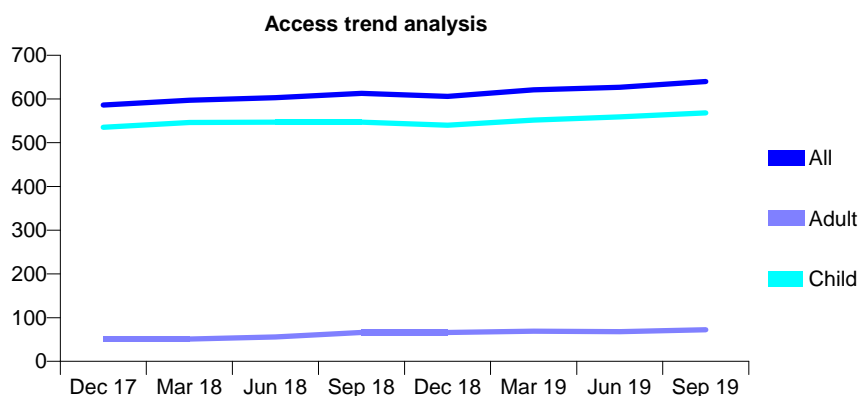
Q46 - Vital Signs At a Glance Contract Report for 732710/0001 - September 2019

Name or company name	MRS DE SLOANE
Contract type name	GDS Contract
Purpose of contract	General
Contract start date	01/04/2006
Contract end date	

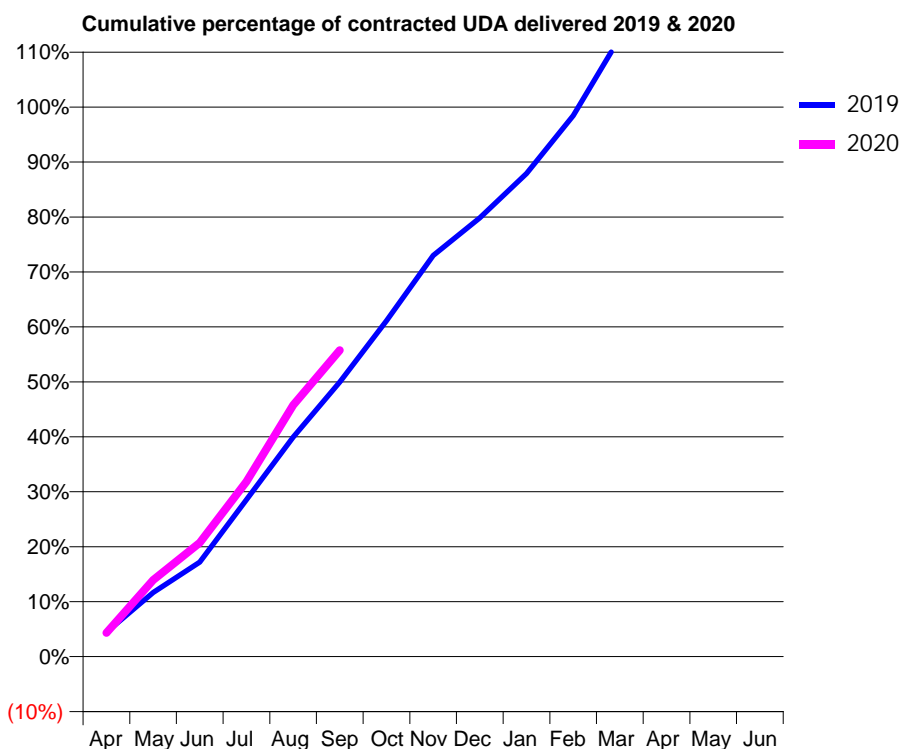
19/20 Contracted general activity (UDA)	923
Carry forward general activity (UDA)	0
19/20 Contracted orthodontic activity (UOA)	0
Carry forward orthodontic activity (UOA)	0
Baseline contract value	£23,627.11

ACCESS*

Patients seen in 24 months	Total	Change since previous quarter
Quarter ending September 2018	613	
Quarter ending December 2018	606	↓
Quarter ending March 2019	621	↑
Quarter ending June 2019	627	→
Quarter ending September 2019	640	↑
Variance since September 2018	4.4%	↑



ACTIVITY



Month	Adjusted Scheduled Activity (UDA)	
	2019	2020
April	41	40
May	108	129
June	159	191
July	264	294
August	369	422
September	461	515
October	564	
November	674	
December	737	
January	811	
February	909	
March	1,039	
April	1,092	
May	1,092	
June	1,092	

QUALITY

	Quantity	Base Number	Contract	AT	Region	England
% of FP17s for the same patient ID Re-attending within 3 months - Children	32	447	7.2%	11.5%	12.1%	11.5%
% of FP17s for the same patient ID Re-attending within 3 months - Adults	0	15	0.0%	16.1%	15.6%	15.4%
% of FP17s for the same patient ID Re-attending between 3 & 9 months - Children	297	447	66.4%	59.3%	61.2%	59.7%
% of FP17s for the same patient ID Re-attending between 3 & 9 months - Adults	13	15	86.7%	51.9%	54.3%	51.7%
% of FP17s for Band 1 Urgent Courses	18	413	4.4%	10.4%	9.1%	9.2%
% of FP17s Relating to Free Repair or Replacements	0	413	0.0%	0.8%	0.9%	0.7%
% of FP17s Relating to Continuations	0	413	0.0%	0.8%	1.0%	0.8%
% of Patients satisfied with the dentistry they have received	0	0	N/A	92.3%	94.4%	93.5%
% of Patients satisfied with the time they had to wait for an appointment	0	0	N/A	87.3%	88.1%	87.4%

* This is based on patients treated on this contract for their most recent course of treatment. Figures in italics indicate the base number of FP17s or Patient Questionnaire responses are less than 100. N/A is shown where the base number of responses is less than 10 during the period. % is calculated as Quantity/Base number*100

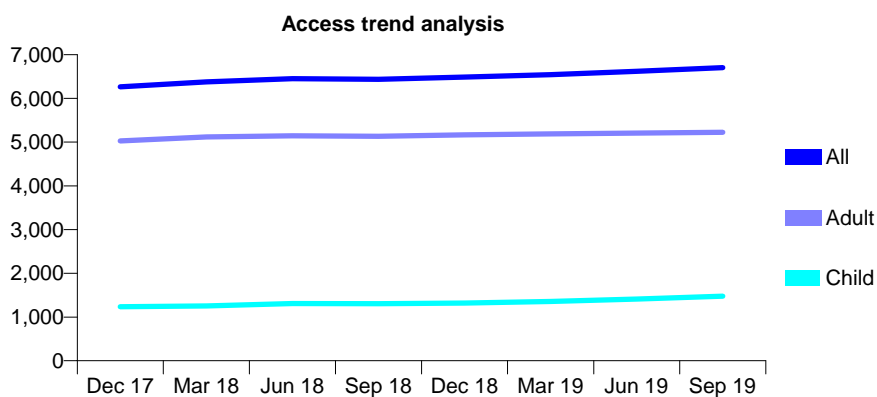
Q46 - Vital Signs At a Glance Contract Report for 738395/0001 - September 2019

Name or company name	MR DM HARPER
Contract type name	GDS Contract
Purpose of contract	General and Orthodontic
Contract start date	01/04/2006
Contract end date	

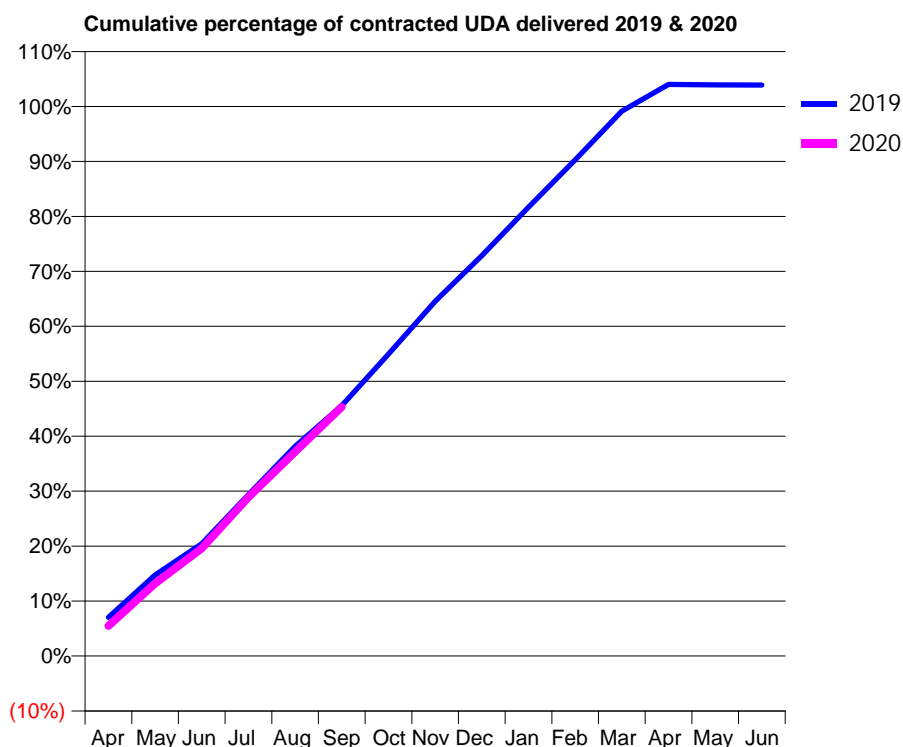
19/20 Contracted general activity (UDA)	18,039
Carry forward general activity (UDA)	0
19/20 Contracted orthodontic activity (UOA)	0
Carry forward orthodontic activity (UOA)	0
Baseline contract value	£584,110.42

ACCESS*

Patients seen in 24 months	Total	Change since previous quarter
Quarter ending September 2018	6,437	
Quarter ending December 2018	6,486	→
Quarter ending March 2019	6,544	→
Quarter ending June 2019	6,621	→
Quarter ending September 2019	6,702	→
Variance since September 2018	4.1%	↑



ACTIVITY



Month	Adjusted Scheduled Activity (UDA)	
	2019	2020
April	1,273	992
May	2,661	2,383
June	3,683	3,536
July	5,298	5,216
August	6,882	6,709
September	8,217	8,179
October	9,910	
November	11,644	
December	13,140	
January	14,733	
February	16,288	
March	17,883	
April	18,760	
May	18,745	
June	18,742	

QUALITY

	Quantity	Base Number	Contract	AT	Region	England
% of FP17s for the same patient ID Re-attending within 3 months - Children	71	1,222	5.8%	11.5%	12.1%	11.5%
% of FP17s for the same patient ID Re-attending within 3 months - Adults	551	3,866	14.3%	16.1%	15.6%	15.4%
% of FP17s for the same patient ID Re-attending between 3 & 9 months - Children	739	1,222	60.5%	59.3%	61.2%	59.7%
% of FP17s for the same patient ID Re-attending between 3 & 9 months - Adults	2,325	3,866	60.1%	51.9%	54.3%	51.7%
% of FP17s for Band 1 Urgent Courses	603	4,665	12.9%	10.4%	9.1%	9.2%
% of FP17s Relating to Free Repair or Replacements	46	4,665	1.0%	0.8%	0.9%	0.7%
% of FP17s Relating to Continuations	18	4,665	0.4%	0.8%	1.0%	0.8%
% of Patients satisfied with the dentistry they have received	3	3	N/A	92.3%	94.4%	93.5%
% of Patients satisfied with the time they had to wait for an appointment	3	3	N/A	87.3%	88.1%	87.4%

* This is based on patients treated on this contract for their most recent course of treatment. Figures in italics indicate the base number of FP17s or Patient Questionnaire responses are less than 100. N/A is shown where the base number of responses is less than 10 during the period. % is calculated as Quantity/Base number*100

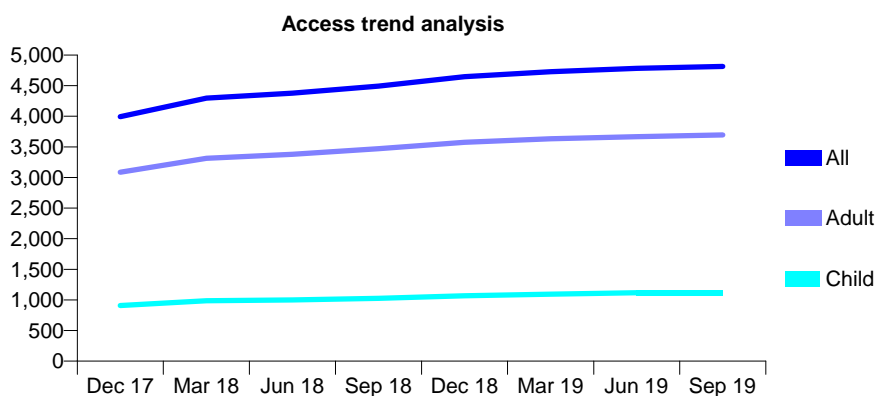
Q46 - Vital Signs At a Glance Contract Report for 739650/0001 - September 2019

Name or company name	Ms G Midha
Contract type name	GDS Contract
Purpose of contract	General
Contract start date	01/04/2006
Contract end date	

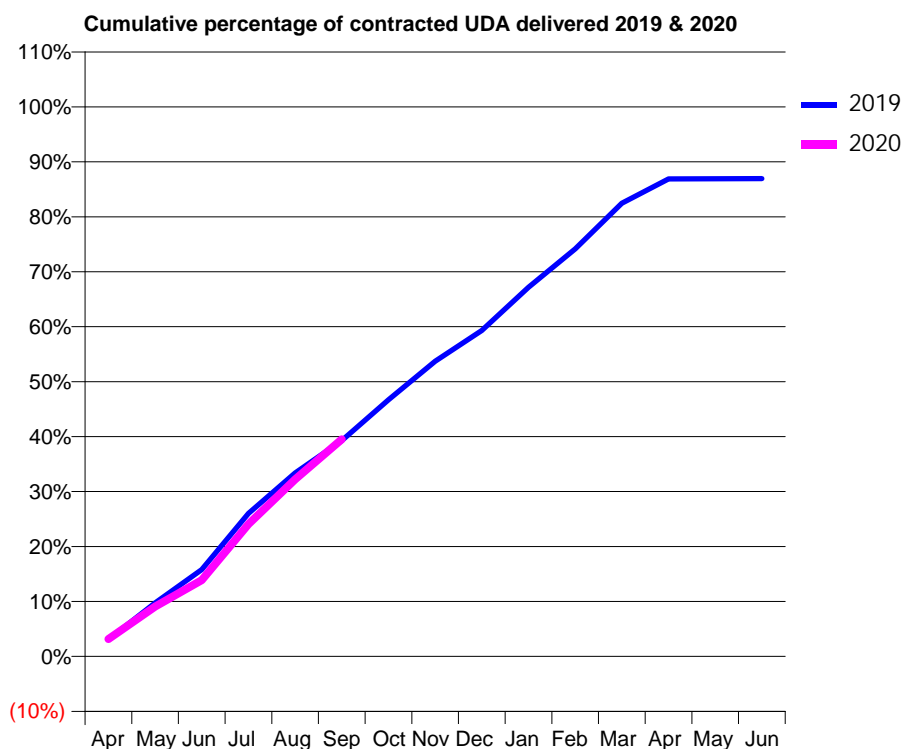
19/20 Contracted general activity (UDA)	16,034
Carry forward general activity (UDA)	0
19/20 Contracted orthodontic activity (UOA)	0
Carry forward orthodontic activity (UOA)	0
Baseline contract value	£382,108.02

ACCESS*

Patients seen in 24 months	Total	Change since previous quarter
Quarter ending September 2018	4,493	
Quarter ending December 2018	4,646	↑
Quarter ending March 2019	4,728	→
Quarter ending June 2019	4,784	→
Quarter ending September 2019	4,814	→
Variance since September 2018	7.1%	↑



ACTIVITY



Month	2019	2020
April	497	509
May	1,563	1,452
June	2,536	2,222
July	4,175	3,861
August	5,353	5,164
September	6,299	6,337
October	7,489	
November	8,613	
December	9,512	
January	10,772	
February	11,890	
March	13,224	
April	13,933	
May	13,937	
June	13,938	

QUALITY

	Quantity	Base Number	Contract	AT	Region	England
% of FP17s for the same patient ID Re-attending within 3 months - Children	81	766	10.6%	11.5%	12.1%	11.5%
% of FP17s for the same patient ID Re-attending within 3 months - Adults	590	2,692	21.9%	16.1%	15.6%	15.4%
% of FP17s for the same patient ID Re-attending between 3 & 9 months - Children	407	766	53.1%	59.3%	61.2%	59.7%
% of FP17s for the same patient ID Re-attending between 3 & 9 months - Adults	1,226	2,692	45.5%	51.9%	54.3%	51.7%
% of FP17s for Band 1 Urgent Courses	406	2,691	15.1%	10.4%	9.1%	9.2%
% of FP17s Relating to Free Repair or Replacements	14	2,691	0.5%	0.8%	0.9%	0.7%
% of FP17s Relating to Continuations	27	2,691	1.0%	0.8%	1.0%	0.8%
% of Patients satisfied with the dentistry they have received	0	0	N/A	92.3%	94.4%	93.5%
% of Patients satisfied with the time they had to wait for an appointment	0	0	N/A	87.3%	88.1%	87.4%

* This is based on patients treated on this contract for their most recent course of treatment. Figures in italics indicate the base number of FP17s or Patient Questionnaire responses are less than 100. N/A is shown where the base number of responses is less than 10 during the period. % is calculated as Quantity/Base number*100

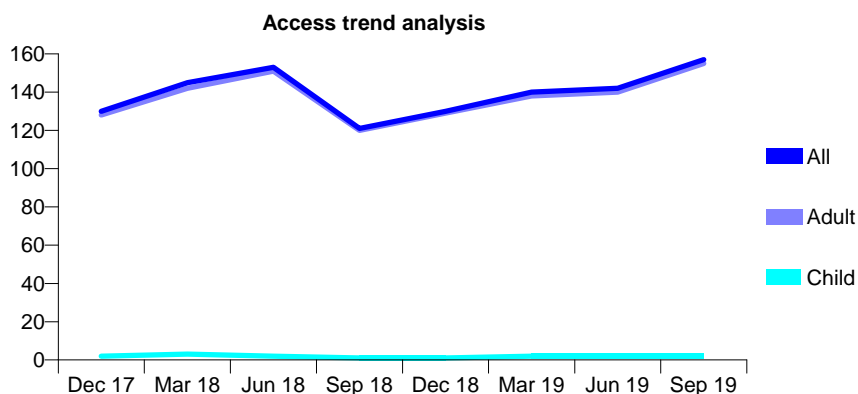
Q46 - Vital Signs At a Glance Contract Report for 741582/0001 - September 2019

Name or company name	Red Rose Dental Group
Contract type name	PDS Contract
Purpose of contract	General
Contract start date	01/09/2007
Contract end date	30/06/2020

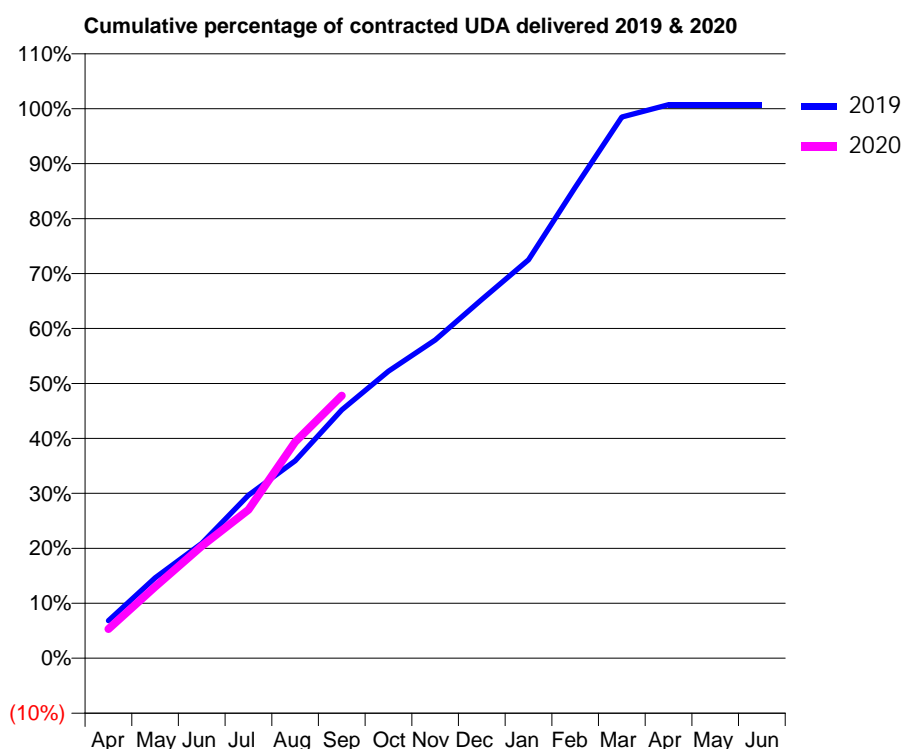
19/20 Contracted general activity (UDA)	1,392
Carry forward general activity (UDA)	0
19/20 Contracted orthodontic activity (UOA)	0
Carry forward orthodontic activity (UOA)	0
Baseline contract value	£259,459.07

ACCESS*

Patients seen in 24 months	Total	Change since previous quarter
Quarter ending September 2018	121	
Quarter ending December 2018	130	↑
Quarter ending March 2019	140	↑
Quarter ending June 2019	142	→
Quarter ending September 2019	157	↑
Variance since September 2018	29.8%	↑



ACTIVITY



Month	2019	2020
April	95	74
May	204	181
June	291	284
July	413	376
August	500	548
September	629	665
October	727	
November	806	
December	909	
January	1,009	
February	1,193	
March	1,371	
April	1,402	
May	1,402	
June	1,402	

QUALITY

	Quantity	Base Number	Contract	AT	Region	England
% of FP17s for the same patient ID Re-attending within 3 months - Children	0	3	0.0%	11.5%	12.1%	11.5%
% of FP17s for the same patient ID Re-attending within 3 months - Adults	6	255	2.4%	16.1%	15.6%	15.4%
% of FP17s for the same patient ID Re-attending between 3 & 9 months - Children	0	3	0.0%	59.3%	61.2%	59.7%
% of FP17s for the same patient ID Re-attending between 3 & 9 months - Adults	1	255	0.4%	51.9%	54.3%	51.7%
% of FP17s for Band 1 Urgent Courses	0	247	0.0%	10.4%	9.1%	9.2%
% of FP17s Relating to Free Repair or Replacements	0	247	0.0%	0.8%	0.9%	0.7%
% of FP17s Relating to Continuations	0	247	0.0%	0.8%	1.0%	0.8%
% of Patients satisfied with the dentistry they have received	0	0	N/A	92.3%	94.4%	93.5%
% of Patients satisfied with the time they had to wait for an appointment	0	0	N/A	87.3%	88.1%	87.4%

* This is based on patients treated on this contract for their most recent course of treatment.

Figures in italics indicate the base number of FP17s or Patient Questionnaire responses are less than 100. N/A is shown where the base number of responses is less than 10 during the period. % is calculated as Quantity/Base number*100

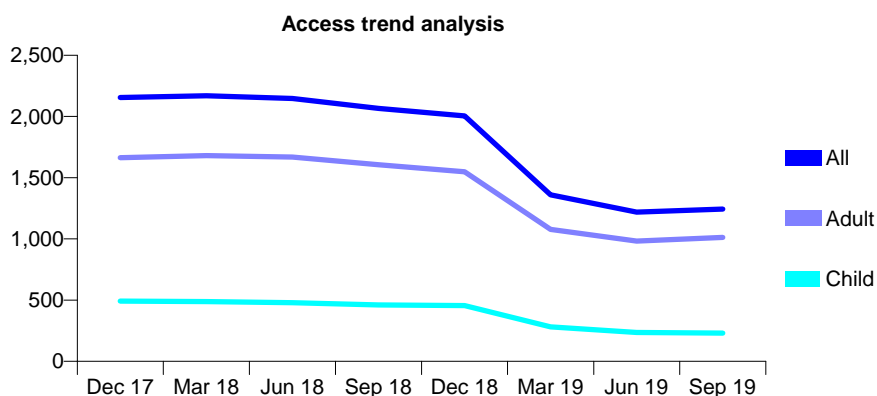
Q46 - Vital Signs At a Glance Contract Report for 742422/0001 - September 2019

Name or company name	MR SF AHMED
Contract type name	GDS Contract
Purpose of contract	General
Contract start date	01/04/2006
Contract end date	

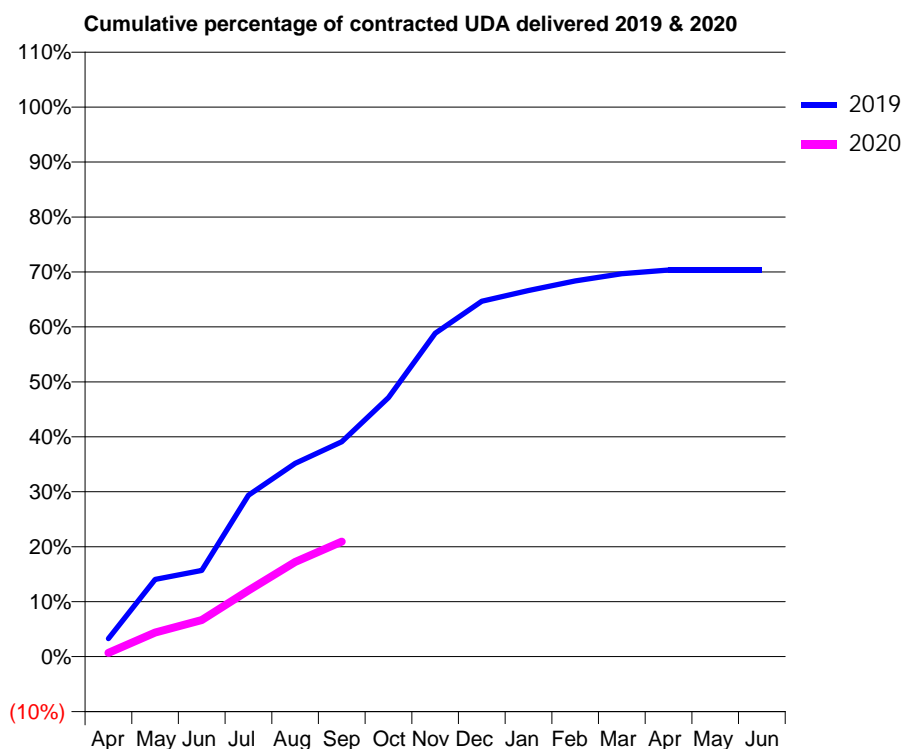
19/20 Contracted general activity (UDA)	7,226
Carry forward general activity (UDA)	0
19/20 Contracted orthodontic activity (UOA)	0
Carry forward orthodontic activity (UOA)	0
Baseline contract value	£178,454.55

ACCESS*

Patients seen in 24 months	Total	Change since previous quarter
Quarter ending September 2018	2,066	
Quarter ending December 2018	2,005	↓
Quarter ending March 2019	1,360	↓
Quarter ending June 2019	1,218	↓
Quarter ending September 2019	1,243	↑
Variance since September 2018	(39.8%)	↓



ACTIVITY



Month	Adjusted Scheduled Activity (UDA)	
	2019	2020
April	238	50
May	1,016	317
June	1,133	481
July	2,123	871
August	2,542	1,246
September	2,826	1,513
October	3,407	
November	4,252	
December	4,672	
January	4,814	
February	4,940	
March	5,036	
April	5,082	
May	5,082	
June	5,082	

QUALITY

	Quantity	Base Number	Contract	AT	Region	England
% of FP17s for the same patient ID Re-attending within 3 months - Children	6	160	3.8%	11.5%	12.1%	11.5%
% of FP17s for the same patient ID Re-attending within 3 months - Adults	46	684	6.7%	16.1%	15.6%	15.4%
% of FP17s for the same patient ID Re-attending between 3 & 9 months - Children	60	160	37.5%	59.3%	61.2%	59.7%
% of FP17s for the same patient ID Re-attending between 3 & 9 months - Adults	211	684	30.8%	51.9%	54.3%	51.7%
% of FP17s for Band 1 Urgent Courses	73	821	8.9%	10.4%	9.1%	9.2%
% of FP17s Relating to Free Repair or Replacements	21	821	2.6%	0.8%	0.9%	0.7%
% of FP17s Relating to Continuations	0	821	0.0%	0.8%	1.0%	0.8%
% of Patients satisfied with the dentistry they have received	0	0	N/A	92.3%	94.4%	93.5%
% of Patients satisfied with the time they had to wait for an appointment	0	0	N/A	87.3%	88.1%	87.4%

* This is based on patients treated on this contract for their most recent course of treatment. Figures in italics indicate the base number of FP17s or Patient Questionnaire responses are less than 100. N/A is shown where the base number of responses is less than 10 during the period. % is calculated as Quantity/Base number*100

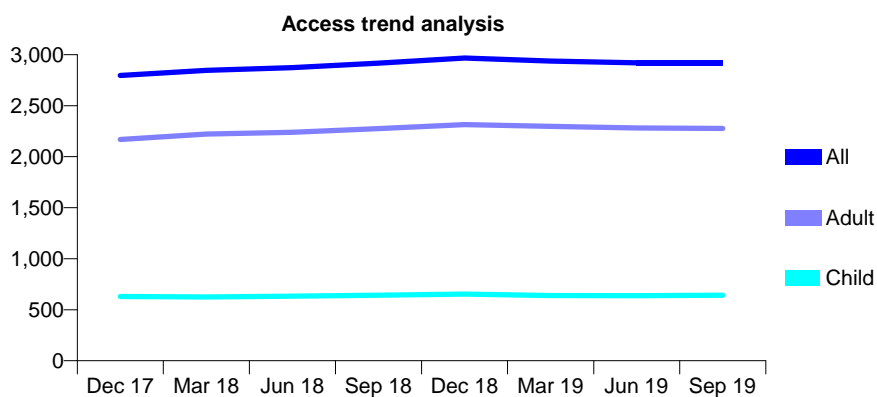
Q46 - Vital Signs At a Glance Contract Report for 746428/0001 - September 2019

Name or company name	MR EH BURKE
Contract type name	GDS Contract
Purpose of contract	General
Contract start date	01/03/2015
Contract end date	

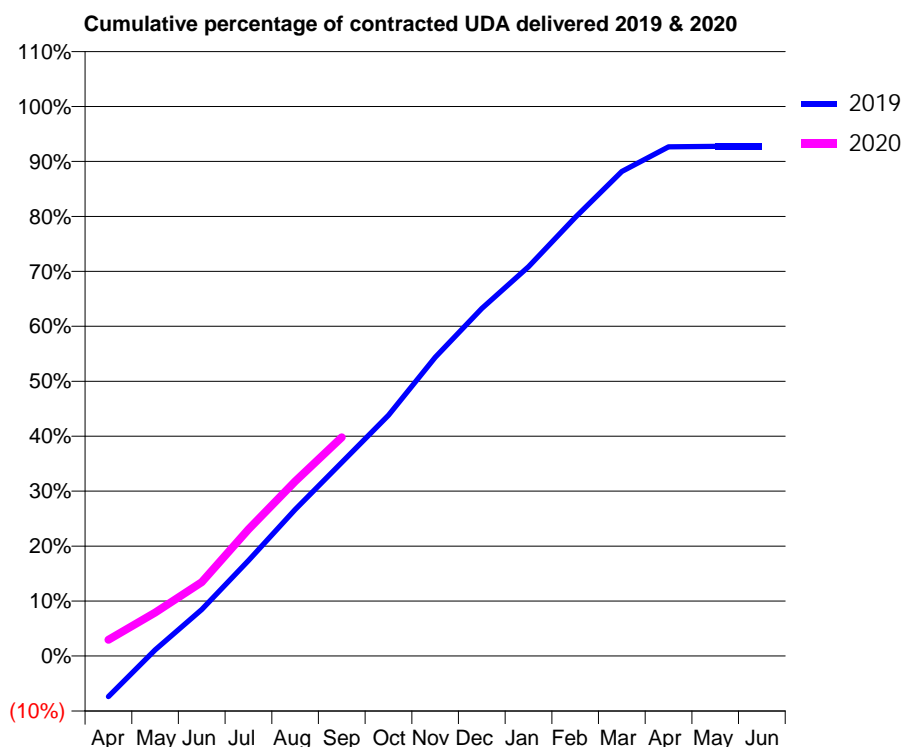
19/20 Contracted general activity (UDA)	8,718
Carry forward general activity (UDA)	0
19/20 Contracted orthodontic activity (UOA)	0
Carry forward orthodontic activity (UOA)	0
Baseline contract value	£283,907.03

ACCESS*

Patients seen in 24 months	Total	Change since previous quarter
Quarter ending September 2018	2,917	
Quarter ending December 2018	2,967	→
Quarter ending March 2019	2,938	→
Quarter ending June 2019	2,919	→
Quarter ending September 2019	2,919	→
Variance since September 2018	0.1%	→



ACTIVITY



Month	Adjusted Scheduled Activity (UDA)	
	2019	2020
April	-644	258
May	99	688
June	737	1,174
July	1,514	2,008
August	2,324	2,770
September	3,072	3,469
October	3,819	
November	4,740	
December	5,513	
January	6,177	
February	6,958	
March	7,688	
April	8,079	
May	8,085	
June	8,085	

QUALITY

	Quantity	Base Number	Contract	AT	Region	England
% of FP17s for the same patient ID Re-attending within 3 months - Children	42	555	7.6%	11.5%	12.1%	11.5%
% of FP17s for the same patient ID Re-attending within 3 months - Adults	256	1,742	14.7%	16.1%	15.6%	15.4%
% of FP17s for the same patient ID Re-attending between 3 & 9 months - Children	386	555	69.5%	59.3%	61.2%	59.7%
% of FP17s for the same patient ID Re-attending between 3 & 9 months - Adults	1,101	1,742	63.2%	51.9%	54.3%	51.7%
% of FP17s for Band 1 Urgent Courses	64	2,128	3.0%	10.4%	9.1%	9.2%
% of FP17s Relating to Free Repair or Replacements	12	2,128	0.6%	0.8%	0.9%	0.7%
% of FP17s Relating to Continuations	13	2,128	0.6%	0.8%	1.0%	0.8%
% of Patients satisfied with the dentistry they have received	1	1	N/A	92.3%	94.4%	93.5%
% of Patients satisfied with the time they had to wait for an appointment	1	1	N/A	87.3%	88.1%	87.4%

* This is based on patients treated on this contract for their most recent course of treatment. Figures in italics indicate the base number of FP17s or Patient Questionnaire responses are less than 100. N/A is shown where the base number of responses is less than 10 during the period. % is calculated as Quantity/Base number*100

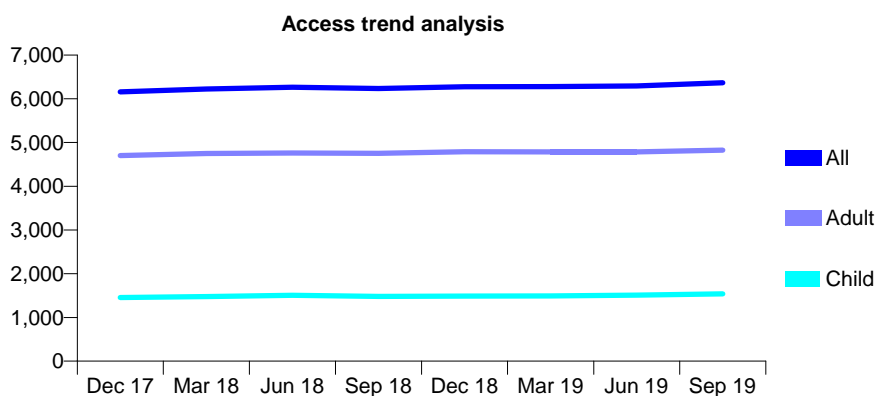
Q46 - Vital Signs At a Glance Contract Report for 749389/0001 - September 2019

Name or company name	MR PJ HUGHES
Contract type name	GDS Contract
Purpose of contract	General
Contract start date	01/02/2008
Contract end date	

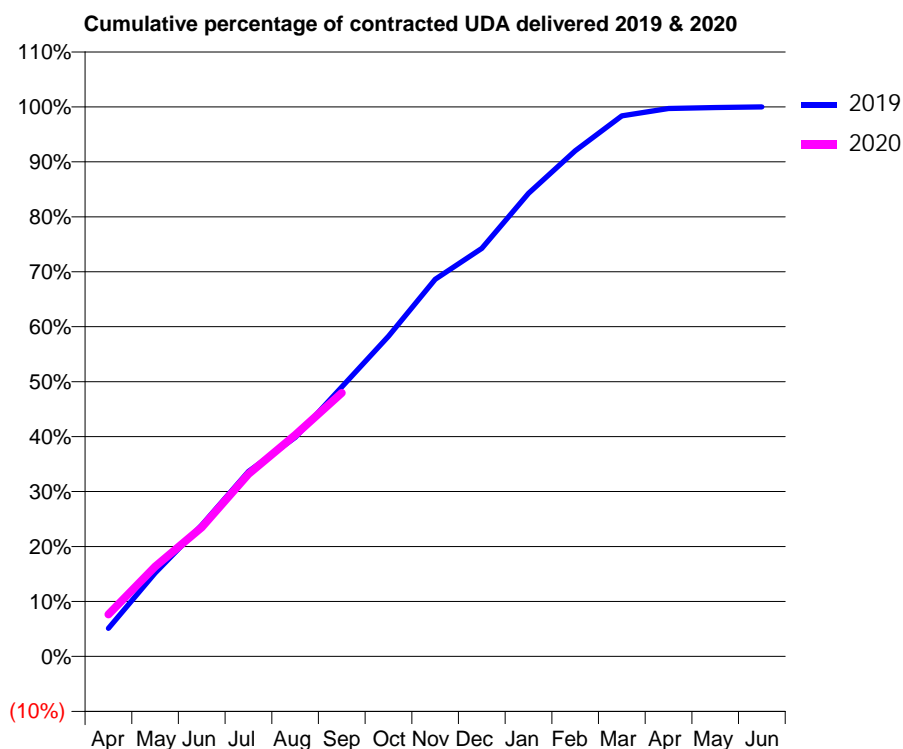
19/20 Contracted general activity (UDA)	15,643
Carry forward general activity (UDA)	0
19/20 Contracted orthodontic activity (UOA)	0
Carry forward orthodontic activity (UOA)	0
Baseline contract value	£434,143.31

ACCESS*

Patients seen in 24 months	Total	Change since previous quarter
Quarter ending September 2018	6,237	
Quarter ending December 2018	6,277	→
Quarter ending March 2019	6,280	→
Quarter ending June 2019	6,294	→
Quarter ending September 2019	6,366	→
Variance since September 2018	2.1%	↑



ACTIVITY



Month	2019	2020
April	801	1,196
May	2,376	2,556
June	3,736	3,678
July	5,265	5,192
August	6,235	6,302
September	7,669	7,498
October	9,112	
November	10,734	
December	11,613	
January	13,183	
February	14,392	
March	15,386	
April	15,597	
May	15,624	
June	15,641	

QUALITY

	Quantity	Base Number	Contract	AT	Region	England
% of FP17s for the same patient ID Re-attending within 3 months - Children	85	1,268	6.7%	11.5%	12.1%	11.5%
% of FP17s for the same patient ID Re-attending within 3 months - Adults	534	3,504	15.2%	16.1%	15.6%	15.4%
% of FP17s for the same patient ID Re-attending between 3 & 9 months - Children	816	1,268	64.4%	59.3%	61.2%	59.7%
% of FP17s for the same patient ID Re-attending between 3 & 9 months - Adults	1,678	3,504	47.9%	51.9%	54.3%	51.7%
% of FP17s for Band 1 Urgent Courses	281	4,545	6.2%	10.4%	9.1%	9.2%
% of FP17s Relating to Free Repair or Replacements	79	4,545	1.7%	0.8%	0.9%	0.7%
% of FP17s Relating to Continuations	53	4,545	1.2%	0.8%	1.0%	0.8%
% of Patients satisfied with the dentistry they have received	1	1	N/A	92.3%	94.4%	93.5%
% of Patients satisfied with the time they had to wait for an appointment	1	1	N/A	87.3%	88.1%	87.4%

* This is based on patients treated on this contract for their most recent course of treatment. Figures in italics indicate the base number of FP17s or Patient Questionnaire responses are less than 100. N/A is shown where the base number of responses is less than 10 during the period. % is calculated as Quantity/Base number*100

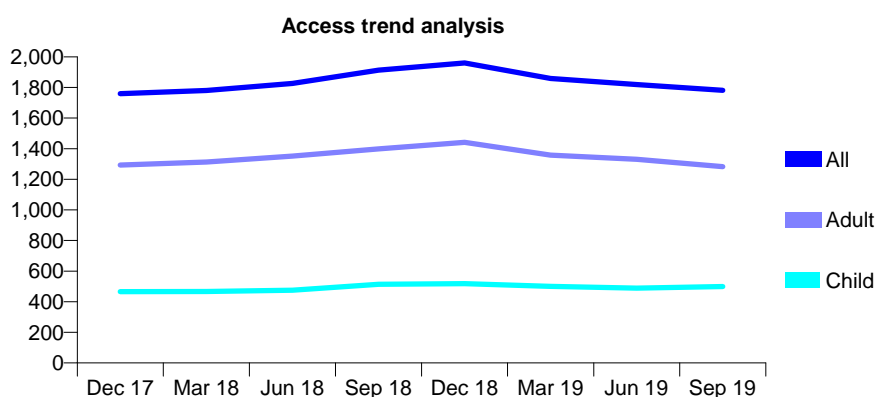
Q46 - Vital Signs At a Glance Contract Report for 749656/0004 - September 2019

Name or company name	MR R HUNTER-JAMES
Contract type name	GDS Contract
Purpose of contract	General
Contract start date	01/04/2006
Contract end date	

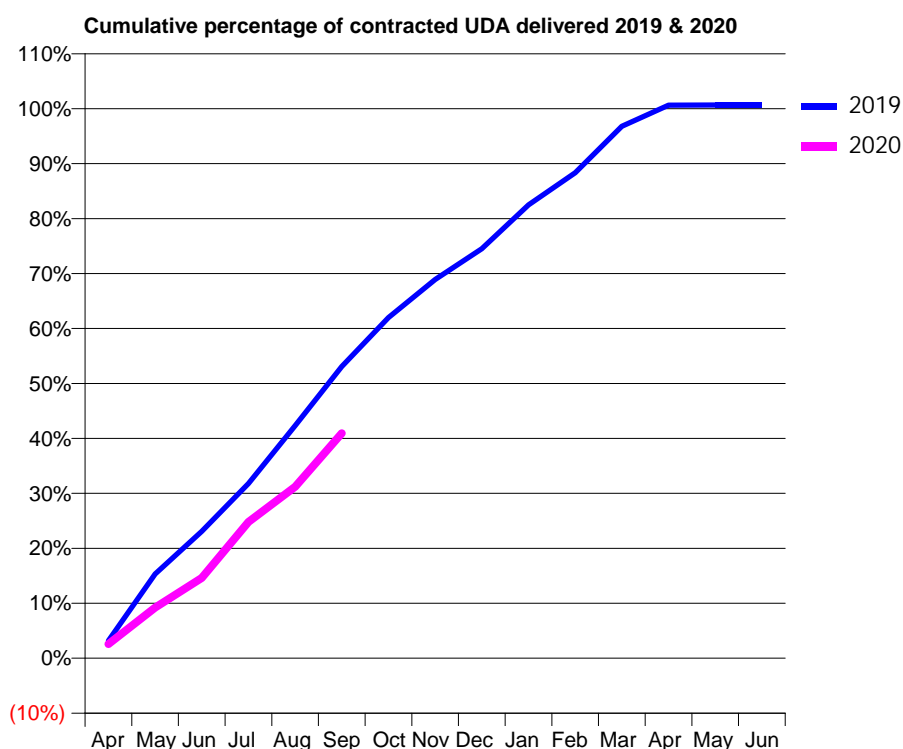
19/20 Contracted general activity (UDA)	5,777
Carry forward general activity (UDA)	0
19/20 Contracted orthodontic activity (UOA)	0
Carry forward orthodontic activity (UOA)	0
Baseline contract value	£159,893.70

ACCESS*

Patients seen in 24 months	Total	Change since previous quarter
Quarter ending September 2018	1,913	
Quarter ending December 2018	1,960	↑
Quarter ending March 2019	1,859	↓
Quarter ending June 2019	1,819	↓
Quarter ending September 2019	1,782	↓
Variance since September 2018	(6.8%)	↓



ACTIVITY



Month	Adjusted Scheduled Activity (UDA)	
	2019	2020
April	185	149
May	885	532
June	1,334	844
July	1,837	1,434
August	2,446	1,803
September	3,067	2,364
October	3,581	
November	3,982	
December	4,304	
January	4,765	
February	5,104	
March	5,592	
April	5,813	
May	5,816	
June	5,816	

QUALITY

	Quantity	Base Number	Contract	AT	Region	England
% of FP17s for the same patient ID Re-attending within 3 months - Children	49	338	14.5%	11.5%	12.1%	11.5%
% of FP17s for the same patient ID Re-attending within 3 months - Adults	199	863	23.1%	16.1%	15.6%	15.4%
% of FP17s for the same patient ID Re-attending between 3 & 9 months - Children	169	338	50.0%	59.3%	61.2%	59.7%
% of FP17s for the same patient ID Re-attending between 3 & 9 months - Adults	370	863	42.9%	51.9%	54.3%	51.7%
% of FP17s for Band 1 Urgent Courses	232	1,112	20.9%	10.4%	9.1%	9.2%
% of FP17s Relating to Free Repair or Replacements	13	1,112	1.2%	0.8%	0.9%	0.7%
% of FP17s Relating to Continuations	0	1,112	0.0%	0.8%	1.0%	0.8%
% of Patients satisfied with the dentistry they have received	0	0	N/A	92.3%	94.4%	93.5%
% of Patients satisfied with the time they had to wait for an appointment	0	0	N/A	87.3%	88.1%	87.4%

* This is based on patients treated on this contract for their most recent course of treatment.

Figures in italics indicate the base number of FP17s or Patient Questionnaire responses are less than 100. N/A is shown where the base number of responses is less than 10 during the period. % is calculated as Quantity/Base number*100

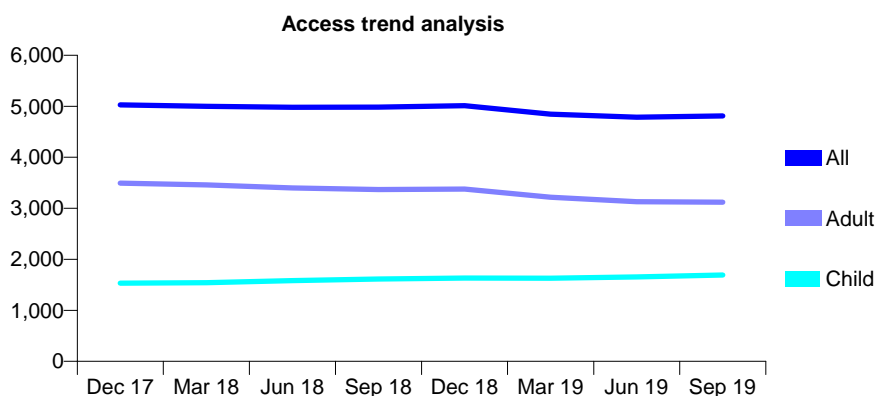
Q46 - Vital Signs At a Glance Contract Report for 755931/0003 - September 2019

Name or company name	MISS R DHARIWAL
Contract type name	GDS Contract
Purpose of contract	General
Contract start date	07/12/2009
Contract end date	

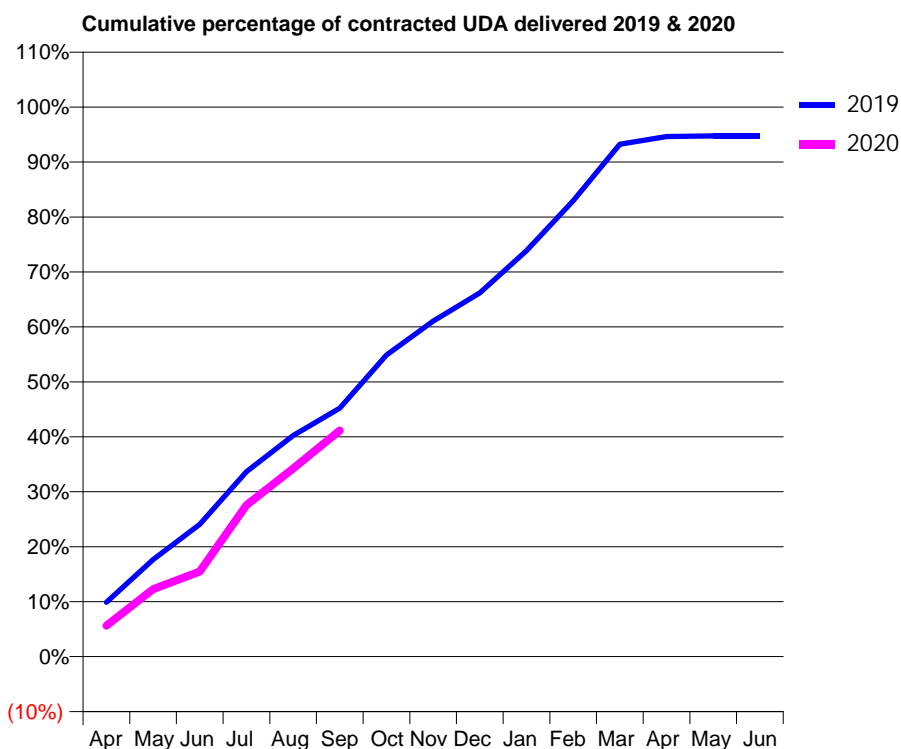
19/20 Contracted general activity (UDA)	13,345
Carry forward general activity (UDA)	0
19/20 Contracted orthodontic activity (UOA)	0
Carry forward orthodontic activity (UOA)	0
Baseline contract value	£337,692.13

ACCESS*

Patients seen in 24 months	Total	Change since previous quarter
Quarter ending September 2018	4,984	
Quarter ending December 2018	5,010	→
Quarter ending March 2019	4,847	↓
Quarter ending June 2019	4,785	↓
Quarter ending September 2019	4,811	→
Variance since September 2018	(3.5%)	↓



ACTIVITY



Month	Adjusted Scheduled Activity (UDA)	
	2019	2020
April	1,321	754
May	2,355	1,638
June	3,211	2,065
July	4,489	3,678
August	5,368	4,569
September	6,036	5,490
October	7,323	
November	8,146	
December	8,834	
January	9,858	
February	11,070	
March	12,440	
April	12,629	
May	12,645	
June	12,645	

QUALITY

	Quantity	Base Number	Contract	AT	Region	England
% of FP17s for the same patient ID Re-attending within 3 months - Children	290	1,623	17.9%	11.5%	12.1%	11.5%
% of FP17s for the same patient ID Re-attending within 3 months - Adults	156	1,325	11.8%	16.1%	15.6%	15.4%
% of FP17s for the same patient ID Re-attending between 3 & 9 months - Children	992	1,623	61.1%	59.3%	61.2%	59.7%
% of FP17s for the same patient ID Re-attending between 3 & 9 months - Adults	588	1,325	44.4%	51.9%	54.3%	51.7%
% of FP17s for Band 1 Urgent Courses	203	2,824	7.2%	10.4%	9.1%	9.2%
% of FP17s Relating to Free Repair or Replacements	9	2,824	0.3%	0.8%	0.9%	0.7%
% of FP17s Relating to Continuations	32	2,824	1.1%	0.8%	1.0%	0.8%
% of Patients satisfied with the dentistry they have received	1	1	N/A	92.3%	94.4%	93.5%
% of Patients satisfied with the time they had to wait for an appointment	1	1	N/A	87.3%	88.1%	87.4%

* This is based on patients treated on this contract for their most recent course of treatment. Figures in italics indicate the base number of FP17s or Patient Questionnaire responses are less than 100. N/A is shown where the base number of responses is less than 10 during the period. % is calculated as Quantity/Base number*100

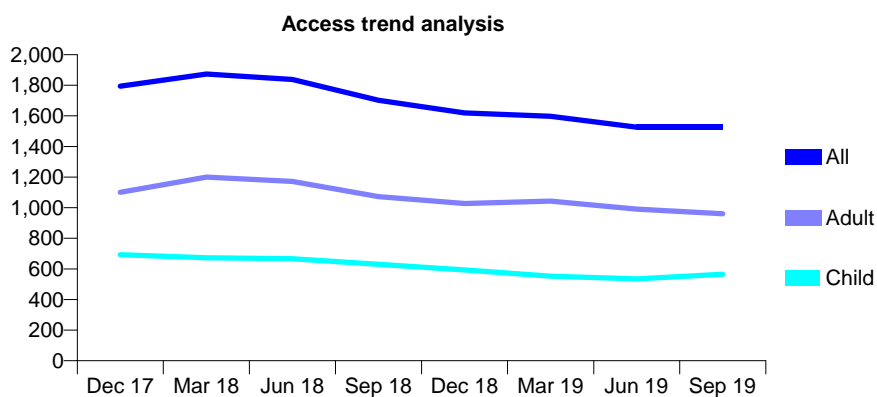
Q46 - Vital Signs At a Glance Contract Report for 755931/0006 - September 2019

Name or company name	MISS R DHARIWAL
Contract type name	GDS Contract
Purpose of contract	General
Contract start date	01/02/2012
Contract end date	

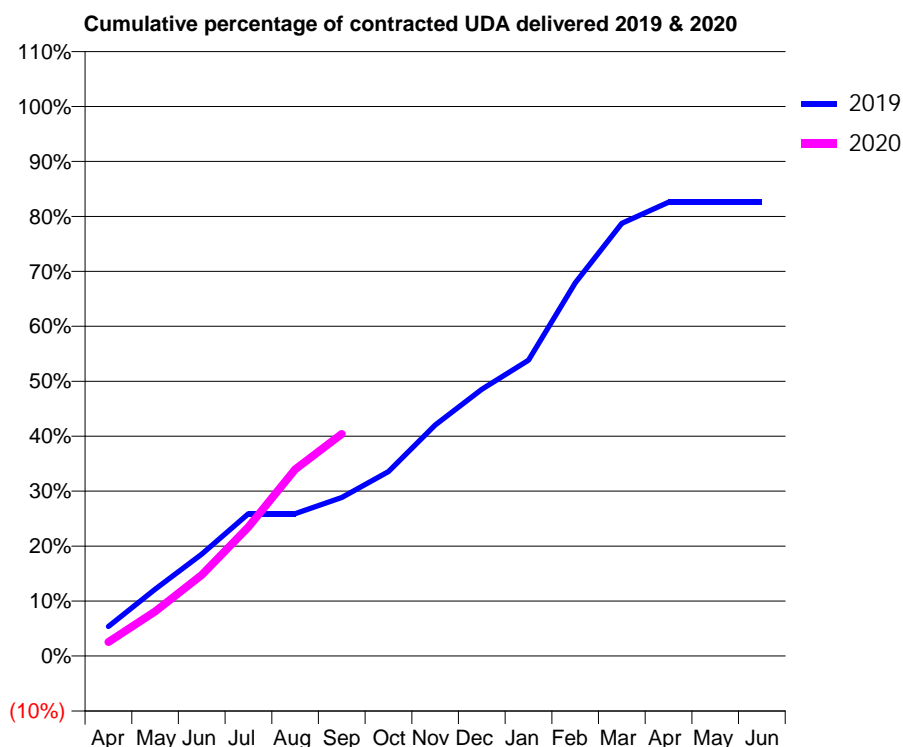
19/20 Contracted general activity (UDA)	4,340
Carry forward general activity (UDA)	0
19/20 Contracted orthodontic activity (UOA)	0
Carry forward orthodontic activity (UOA)	0
Baseline contract value	£109,828.66

ACCESS*

Patients seen in 24 months	Total	Change since previous quarter
Quarter ending September 2018	1,702	
Quarter ending December 2018	1,620	↓
Quarter ending March 2019	1,597	↓
Quarter ending June 2019	1,526	↓
Quarter ending September 2019	1,526	→
Variance since September 2018	(10.3%)	↓



ACTIVITY



Month	Adjusted Scheduled Activity (UDA)	
	2019	2020
April	234	112
May	528	352
June	805	640
July	1,125	1,019
August	1,125	1,474
September	1,252	1,754
October	1,457	
November	1,825	
December	2,106	
January	2,336	
February	2,947	
March	3,417	
April	3,583	
May	3,583	
June	3,583	

QUALITY

	Quantity	Base Number	Contract	AT	Region	England
% of FP17s for the same patient ID Re-attending within 3 months - Children	81	517	15.7%	11.5%	12.1%	11.5%
% of FP17s for the same patient ID Re-attending within 3 months - Adults	84	438	19.2%	16.1%	15.6%	15.4%
% of FP17s for the same patient ID Re-attending between 3 & 9 months - Children	230	517	44.5%	59.3%	61.2%	59.7%
% of FP17s for the same patient ID Re-attending between 3 & 9 months - Adults	172	438	39.3%	51.9%	54.3%	51.7%
% of FP17s for Band 1 Urgent Courses	75	890	8.4%	10.4%	9.1%	9.2%
% of FP17s Relating to Free Repair or Replacements	2	890	0.2%	0.8%	0.9%	0.7%
% of FP17s Relating to Continuations	10	890	1.1%	0.8%	1.0%	0.8%
% of Patients satisfied with the dentistry they have received	1	1	N/A	92.3%	94.4%	93.5%
% of Patients satisfied with the time they had to wait for an appointment	1	1	N/A	87.3%	88.1%	87.4%

* This is based on patients treated on this contract for their most recent course of treatment. Figures in italics indicate the base number of FP17s or Patient Questionnaire responses are less than 100. N/A is shown where the base number of responses is less than 10 during the period. % is calculated as Quantity/Base number*100

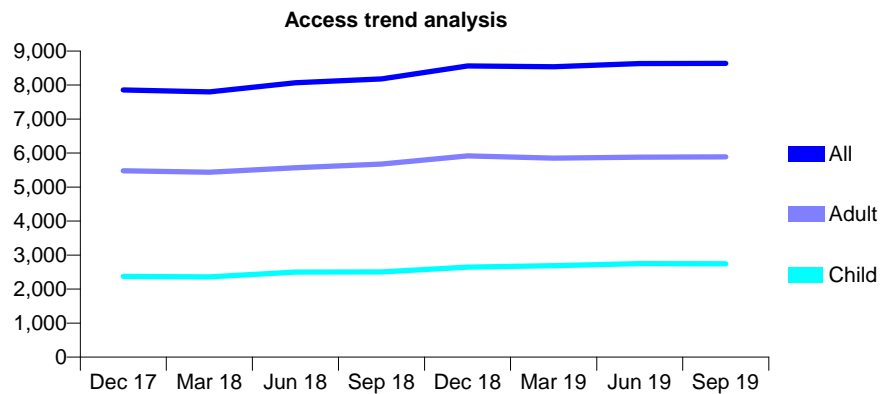
Q46 - Vital Signs At a Glance Contract Report for 755931/0008 - September 2019

Name or company name	MISS R DHARIWAL
Contract type name	GDS Contract
Purpose of contract	General
Contract start date	01/02/2014
Contract end date	

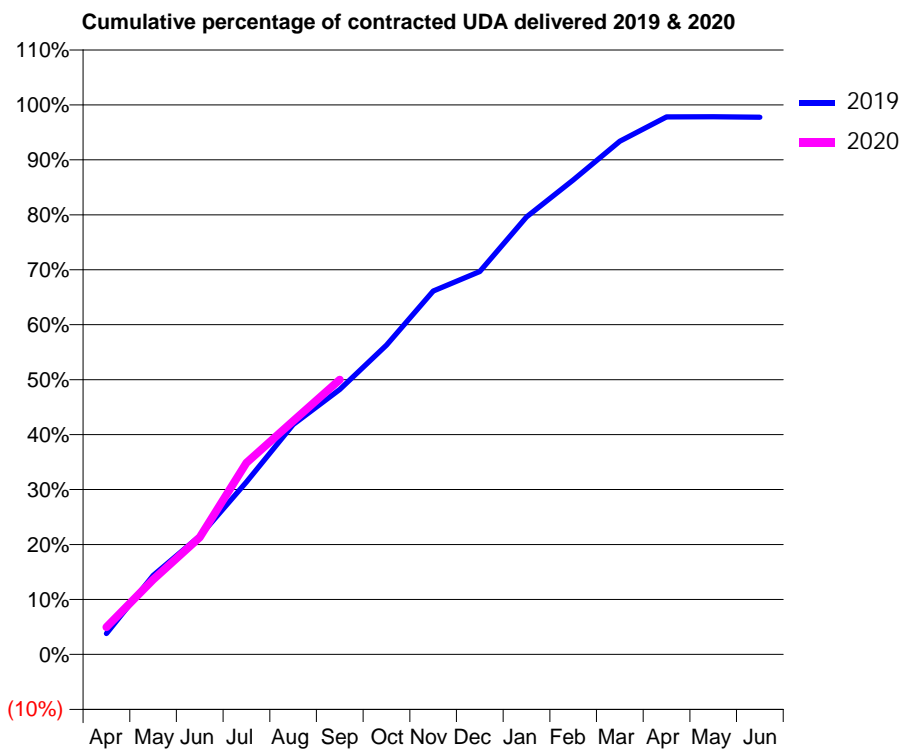
19/20 Contracted general activity (UDA)	22,713
Carry forward general activity (UDA)	0
19/20 Contracted orthodontic activity (UOA)	0
Carry forward orthodontic activity (UOA)	0
Baseline contract value	£653,288.20

ACCESS*

Patients seen in 24 months	Total	Change since previous quarter
Quarter ending September 2018	8,182	
Quarter ending December 2018	8,562	↑
Quarter ending March 2019	8,540	→
Quarter ending June 2019	8,634	→
Quarter ending September 2019	8,637	→
Variance since September 2018	5.6%	↑



ACTIVITY



Month	2019	2020
April	860	1,129
May	3,265	3,095
June	4,890	4,835
July	7,129	7,923
August	9,502	9,650
September	10,946	11,353
October	12,785	
November	15,018	
December	15,824	
January	18,080	
February	19,606	
March	21,208	
April	22,217	
May	22,218	
June	22,204	

QUALITY

	Quantity	Base Number	Contract	AT	Region	England
% of FP17s for the same patient ID Re-attending within 3 months - Children	190	2,312	8.2%	11.5%	12.1%	11.5%
% of FP17s for the same patient ID Re-attending within 3 months - Adults	437	3,470	12.6%	16.1%	15.6%	15.4%
% of FP17s for the same patient ID Re-attending between 3 & 9 months - Children	1,440	2,312	62.3%	59.3%	61.2%	59.7%
% of FP17s for the same patient ID Re-attending between 3 & 9 months - Adults	1,639	3,470	47.2%	51.9%	54.3%	51.7%
% of FP17s for Band 1 Urgent Courses	629	5,433	11.6%	10.4%	9.1%	9.2%
% of FP17s Relating to Free Repair or Replacements	10	5,433	0.2%	0.8%	0.9%	0.7%
% of FP17s Relating to Continuations	13	5,433	0.2%	0.8%	1.0%	0.8%
% of Patients satisfied with the dentistry they have received	2	2	N/A	92.3%	94.4%	93.5%
% of Patients satisfied with the time they had to wait for an appointment	2	2	N/A	87.3%	88.1%	87.4%

* This is based on patients treated on this contract for their most recent course of treatment. Figures in italics indicate the base number of FP17s or Patient Questionnaire responses are less than 100. N/A is shown where the base number of responses is less than 10 during the period. % is calculated as Quantity/Base number*100

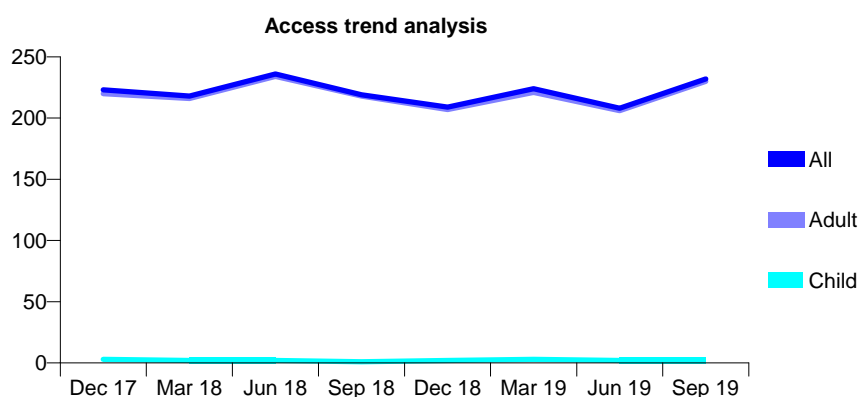
Q46 - Vital Signs At a Glance Contract Report for 755982/0001 - September 2019

Name or company name	Al-Kassab / Sapong
Contract type name	GDS Contract
Purpose of contract	General
Contract start date	01/04/2006
Contract end date	

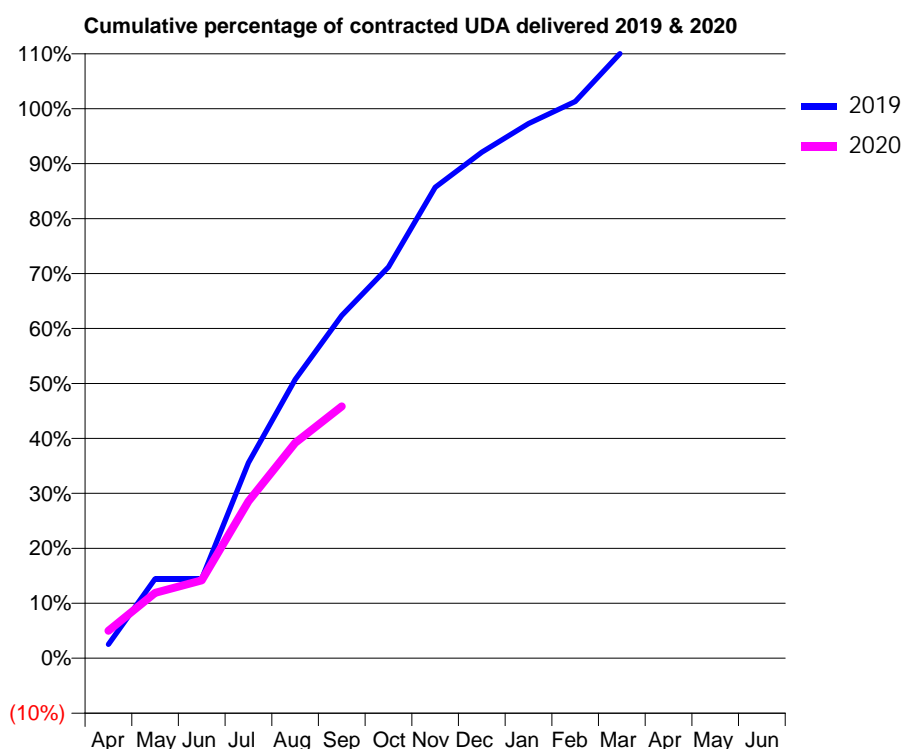
19/20 Contracted general activity (UDA)	1,461
Carry forward general activity (UDA)	0
19/20 Contracted orthodontic activity (UOA)	0
Carry forward orthodontic activity (UOA)	0
Baseline contract value	£85,506.47

ACCESS*

Patients seen in 24 months	Total	Change since previous quarter
Quarter ending September 2018	219	
Quarter ending December 2018	209	↓
Quarter ending March 2019	224	↑
Quarter ending June 2019	208	↓
Quarter ending September 2019	232	↑
Variance since September 2018	5.9%	↑



ACTIVITY



Adjusted Scheduled Activity (UDA)		
Month	2019	2020
April	37	73
May	211	174
June	211	207
July	520	417
August	741	572
September	911	669
October	1,040	
November	1,252	
December	1,345	
January	1,421	
February	1,480	
March	1,613	
April	1,676	
May	1,676	
June	1,676	

QUALITY

	Quantity	Base Number	Contract	AT	Region	England
% of FP17s for the same patient ID Re-attending within 3 months - Children	0	1	0.0%	11.5%	12.1%	11.5%
% of FP17s for the same patient ID Re-attending within 3 months - Adults	0	279	0.0%	16.1%	15.6%	15.4%
% of FP17s for the same patient ID Re-attending between 3 & 9 months - Children	0	1	0.0%	59.3%	61.2%	59.7%
% of FP17s for the same patient ID Re-attending between 3 & 9 months - Adults	0	279	0.0%	51.9%	54.3%	51.7%
% of FP17s for Band 1 Urgent Courses	2	253	0.8%	10.4%	9.1%	9.2%
% of FP17s Relating to Free Repair or Replacements	0	253	0.0%	0.8%	0.9%	0.7%
% of FP17s Relating to Continuations	0	253	0.0%	0.8%	1.0%	0.8%
% of Patients satisfied with the dentistry they have received	0	0	N/A	92.3%	94.4%	93.5%
% of Patients satisfied with the time they had to wait for an appointment	0	0	N/A	87.3%	88.1%	87.4%

* This is based on patients treated on this contract for their most recent course of treatment.

Figures in italics indicate the base number of FP17s or Patient Questionnaire responses are less than 100. N/A is shown where the base number of responses is less than 10 during the period. % is calculated as Quantity/Base number*100

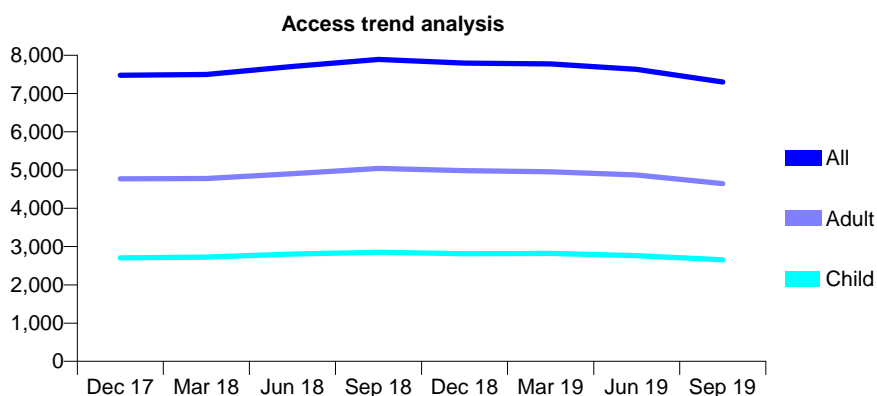
Q46 - Vital Signs At a Glance Contract Report for 757799/0001 - September 2019

Name or company name	MR N JAVEID
Contract type name	GDS Contract
Purpose of contract	General
Contract start date	02/06/2010
Contract end date	

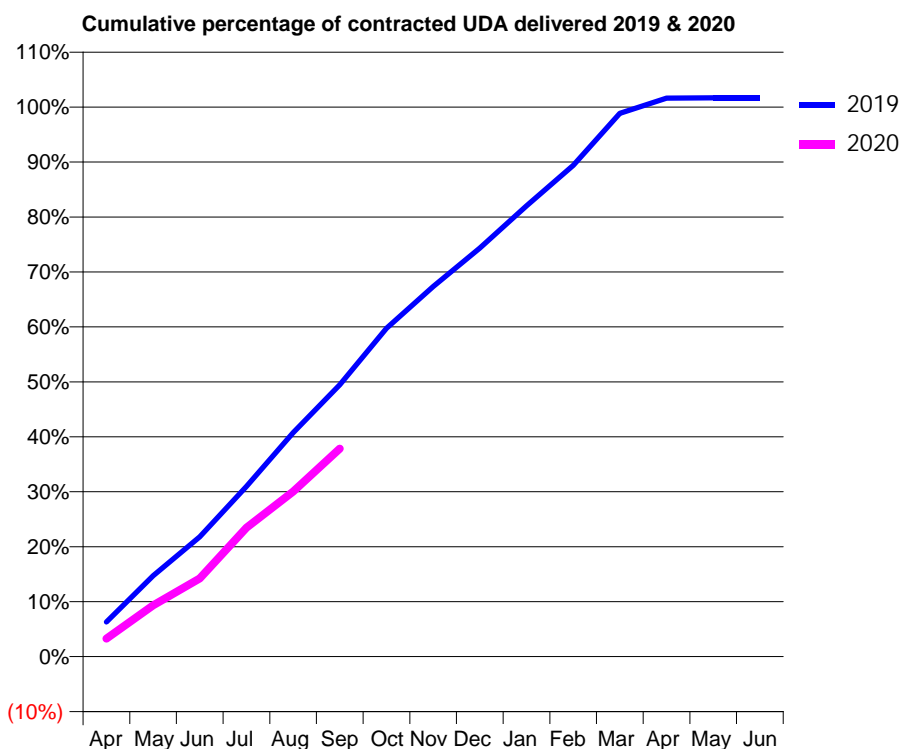
19/20 Contracted general activity (UDA)	31,087
Carry forward general activity (UDA)	0
19/20 Contracted orthodontic activity (UOA)	0
Carry forward orthodontic activity (UOA)	0
Baseline contract value	£1,075,385.77

ACCESS*

Patients seen in 24 months	Total	Change since previous quarter
Quarter ending September 2018	7,890	
Quarter ending December 2018	7,797	↓
Quarter ending March 2019	7,775	→
Quarter ending June 2019	7,631	↓
Quarter ending September 2019	7,302	↓
Variance since September 2018	(7.5%)	↓



ACTIVITY



Month	Adjusted Scheduled Activity (UDA)	
	2019	2020
April	1,956	1,022
May	4,576	2,904
June	6,776	4,424
July	9,631	7,293
August	12,673	9,337
September	15,378	11,766
October	18,567	
November	20,940	
December	23,110	
January	25,502	
February	27,791	
March	30,729	
April	31,589	
May	31,607	
June	31,613	

QUALITY

	Quantity	Base Number	Contract	AT	Region	England
% of FP17s for the same patient ID Re-attending within 3 months - Children	117	1,565	7.5%	11.5%	12.1%	11.5%
% of FP17s for the same patient ID Re-attending within 3 months - Adults	450	2,258	19.9%	16.1%	15.6%	15.4%
% of FP17s for the same patient ID Re-attending between 3 & 9 months - Children	963	1,565	61.5%	59.3%	61.2%	59.7%
% of FP17s for the same patient ID Re-attending between 3 & 9 months - Adults	945	2,258	41.9%	51.9%	54.3%	51.7%
% of FP17s for Band 1 Urgent Courses	527	3,565	14.8%	10.4%	9.1%	9.2%
% of FP17s Relating to Free Repair or Replacements	15	3,565	0.4%	0.8%	0.9%	0.7%
% of FP17s Relating to Continuations	10	3,565	0.3%	0.8%	1.0%	0.8%
% of Patients satisfied with the dentistry they have received	3	3	N/A	92.3%	94.4%	93.5%
% of Patients satisfied with the time they had to wait for an appointment	2	3	N/A	87.3%	88.1%	87.4%

* This is based on patients treated on this contract for their most recent course of treatment. Figures in italics indicate the base number of FP17s or Patient Questionnaire responses are less than 100. N/A is shown where the base number of responses is less than 10 during the period. % is calculated as Quantity/Base number*100

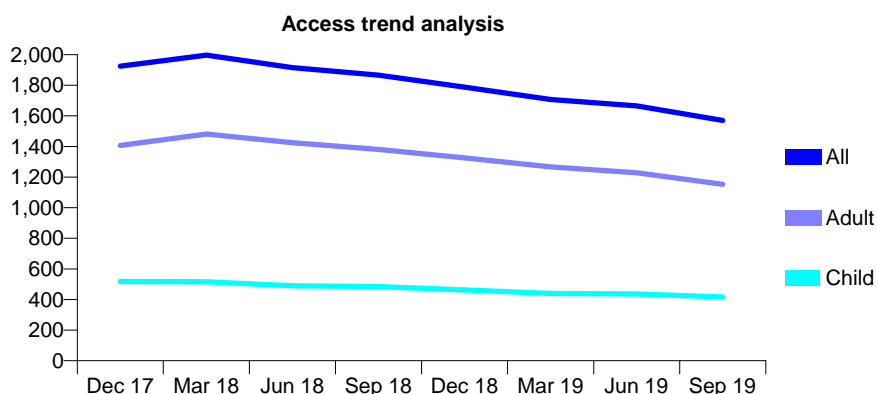
Q46 - Vital Signs At a Glance Contract Report for 760927/0002 - September 2019

Name or company name	MRS DL CAIL
Contract type name	GDS Contract
Purpose of contract	General
Contract start date	01/04/2006
Contract end date	

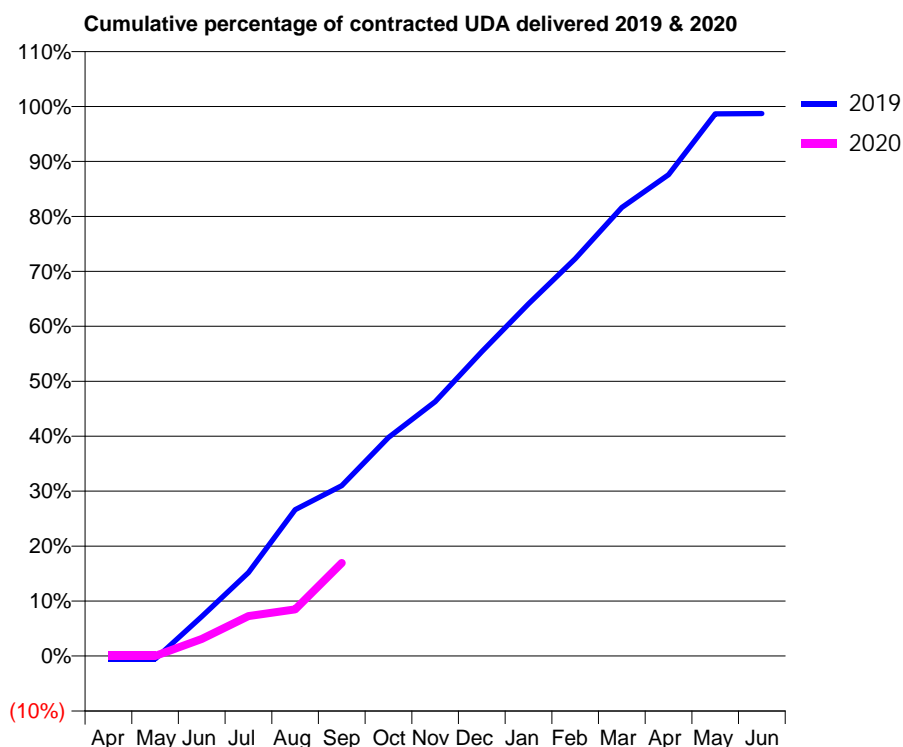
19/20 Contracted general activity (UDA)	5,376
Carry forward general activity (UDA)	0
19/20 Contracted orthodontic activity (UOA)	0
Carry forward orthodontic activity (UOA)	0
Baseline contract value	£122,098.96

ACCESS*

Patients seen in 24 months	Total	Change since previous quarter
Quarter ending September 2018	1,866	
Quarter ending December 2018	1,788	↓
Quarter ending March 2019	1,707	↓
Quarter ending June 2019	1,665	↓
Quarter ending September 2019	1,570	↓
Variance since September 2018	(15.9%)	↓



ACTIVITY



Month	Adjusted Scheduled Activity (UDA)	
	2019	2020
April	-29	0
May	-29	0
June	385	167
July	815	391
August	1,432	457
September	1,666	911
October	2,138	
November	2,489	
December	2,977	
January	3,444	
February	3,887	
March	4,388	
April	4,709	
May	5,304	
June	5,306	

QUALITY

	Quantity	Base Number	Contract	AT	Region	England
% of FP17s for the same patient ID Re-attending within 3 months - Children	14	279	5.0%	11.5%	12.1%	11.5%
% of FP17s for the same patient ID Re-attending within 3 months - Adults	59	709	8.3%	16.1%	15.6%	15.4%
% of FP17s for the same patient ID Re-attending between 3 & 9 months - Children	145	279	52.0%	59.3%	61.2%	59.7%
% of FP17s for the same patient ID Re-attending between 3 & 9 months - Adults	369	709	52.0%	51.9%	54.3%	51.7%
% of FP17s for Band 1 Urgent Courses	50	591	8.5%	10.4%	9.1%	9.2%
% of FP17s Relating to Free Repair or Replacements	10	591	1.7%	0.8%	0.9%	0.7%
% of FP17s Relating to Continuations	2	591	0.3%	0.8%	1.0%	0.8%
% of Patients satisfied with the dentistry they have received	2	2	N/A	92.3%	94.4%	93.5%
% of Patients satisfied with the time they had to wait for an appointment	2	2	N/A	87.3%	88.1%	87.4%

* This is based on patients treated on this contract for their most recent course of treatment. Figures in italics indicate the base number of FP17s or Patient Questionnaire responses are less than 100. N/A is shown where the base number of responses is less than 10 during the period. % is calculated as Quantity/Base number*100

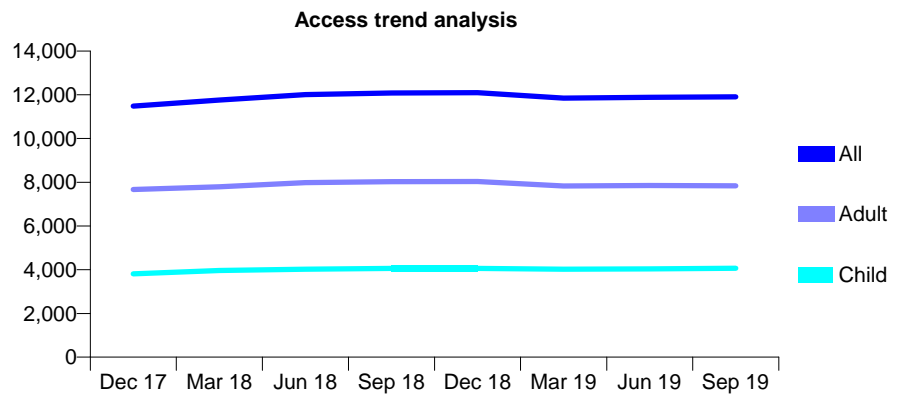
Q46 - Vital Signs At a Glance Contract Report for 764582/0001 - September 2019

Name or company name	MRS SC ROCHFORD
Contract type name	GDS Contract
Purpose of contract	General
Contract start date	01/04/2006
Contract end date	

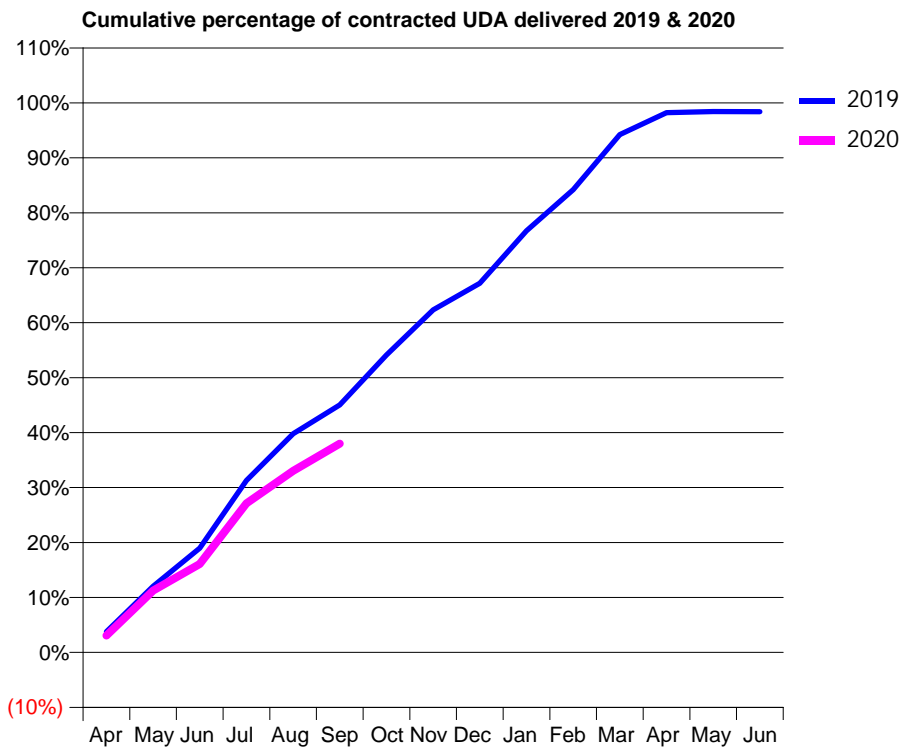
19/20 Contracted general activity (UDA)	33,972
Carry forward general activity (UDA)	0
19/20 Contracted orthodontic activity (UOA)	0
Carry forward orthodontic activity (UOA)	0
Baseline contract value	£859,193.09

ACCESS*

Patients seen in 24 months	Total	Change since previous quarter
Quarter ending September 2018	12,081	
Quarter ending December 2018	12,092	→
Quarter ending March 2019	11,852	↓
Quarter ending June 2019	11,889	→
Quarter ending September 2019	11,902	→
Variance since September 2018	(1.5%)	↓



ACTIVITY



Month	2019	2020
April	1,255	1,040
May	4,000	3,828
June	6,298	5,466
July	10,380	9,219
August	13,208	11,221
September	14,944	12,906
October	17,959	
November	20,677	
December	22,289	
January	25,456	
February	27,944	
March	31,260	
April	32,591	
May	32,652	
June	32,650	

QUALITY

	Quantity	Base Number	Contract	AT	Region	England
% of FP17s for the same patient ID Re-attending within 3 months - Children	229	2,717	8.4%	11.5%	12.1%	11.5%
% of FP17s for the same patient ID Re-attending within 3 months - Adults	630	4,321	14.6%	16.1%	15.6%	15.4%
% of FP17s for the same patient ID Re-attending between 3 & 9 months - Children	1,526	2,717	56.2%	59.3%	61.2%	59.7%
% of FP17s for the same patient ID Re-attending between 3 & 9 months - Adults	1,935	4,321	44.8%	51.9%	54.3%	51.7%
% of FP17s for Band 1 Urgent Courses	681	6,410	10.6%	10.4%	9.1%	9.2%
% of FP17s Relating to Free Repair or Replacements	59	6,410	0.9%	0.8%	0.9%	0.7%
% of FP17s Relating to Continuations	21	6,410	0.3%	0.8%	1.0%	0.8%
% of Patients satisfied with the dentistry they have received	1	1	N/A	92.3%	94.4%	93.5%
% of Patients satisfied with the time they had to wait for an appointment	1	1	N/A	87.3%	88.1%	87.4%

* This is based on patients treated on this contract for their most recent course of treatment. Figures in italics indicate the base number of FP17s or Patient Questionnaire responses are less than 100. N/A is shown where the base number of responses is less than 10 during the period. % is calculated as Quantity/Base number*100

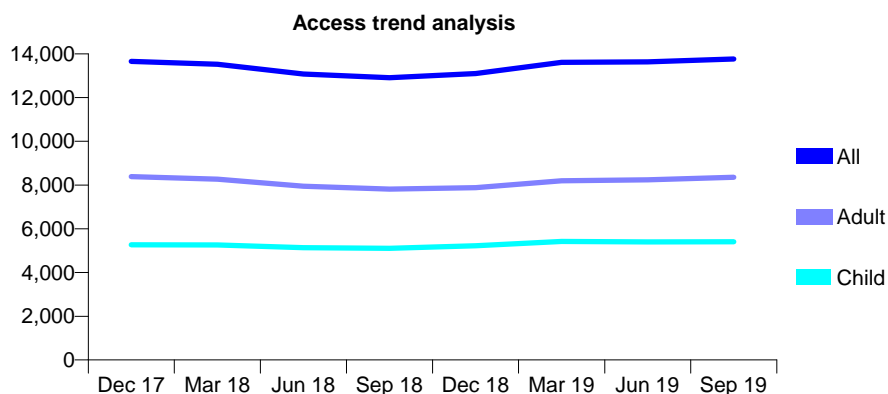
Q46 - Vital Signs At a Glance Contract Report for 764582/0002 - September 2019

Name or company name	MRS SC ROCHFORD
Contract type name	GDS Contract
Purpose of contract	General
Contract start date	01/04/2006
Contract end date	

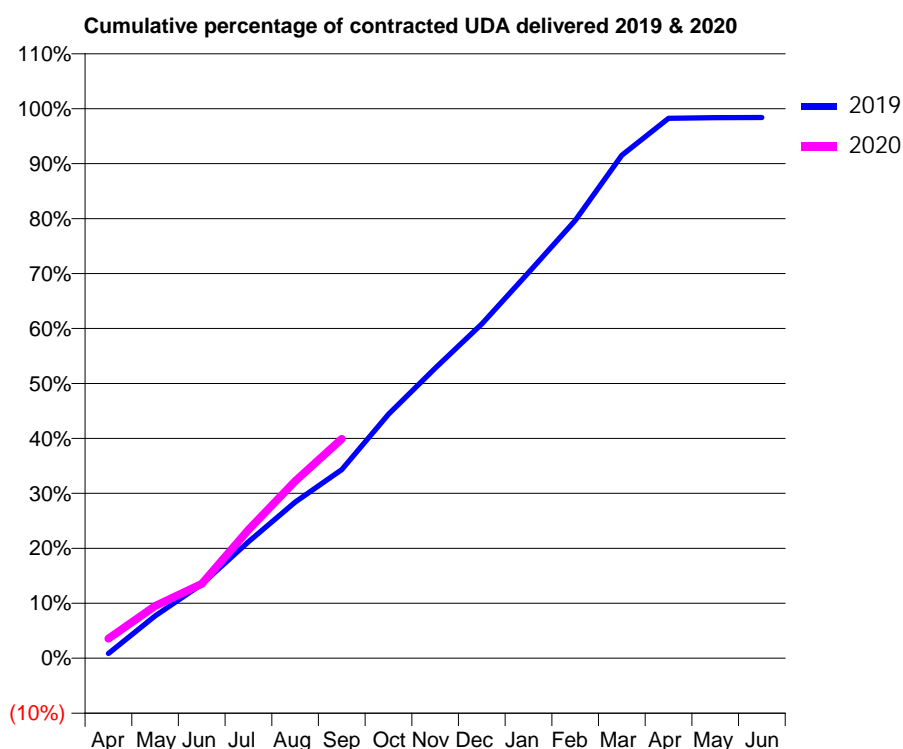
19/20 Contracted general activity (UDA)	41,931
Carry forward general activity (UDA)	0
19/20 Contracted orthodontic activity (UOA)	0
Carry forward orthodontic activity (UOA)	0
Baseline contract value	£1,118,281.94

ACCESS*

Patients seen in 24 months	Total	Change since previous quarter
Quarter ending September 2018	12,913	
Quarter ending December 2018	13,102	→
Quarter ending March 2019	13,615	↑
Quarter ending June 2019	13,635	→
Quarter ending September 2019	13,764	→
Variance since September 2018	6.6%	↑



ACTIVITY



Month	2019	2020
April	362	1,501
May	3,211	3,984
June	5,622	5,677
July	8,851	9,802
August	11,858	13,520
September	14,321	16,734
October	18,524	
November	22,033	
December	25,383	
January	29,285	
February	33,240	
March	38,201	
April	41,000	
May	41,054	
June	41,057	

QUALITY

	Quantity	Base Number	Contract	AT	Region	England
% of FP17s for the same patient ID Re-attending within 3 months - Children	306	3,399	9.0%	11.5%	12.1%	11.5%
% of FP17s for the same patient ID Re-attending within 3 months - Adults	924	5,191	17.8%	16.1%	15.6%	15.4%
% of FP17s for the same patient ID Re-attending between 3 & 9 months - Children	1,838	3,399	54.1%	59.3%	61.2%	59.7%
% of FP17s for the same patient ID Re-attending between 3 & 9 months - Adults	2,301	5,191	44.3%	51.9%	54.3%	51.7%
% of FP17s for Band 1 Urgent Courses	1,098	7,586	14.5%	10.4%	9.1%	9.2%
% of FP17s Relating to Free Repair or Replacements	55	7,586	0.7%	0.8%	0.9%	0.7%
% of FP17s Relating to Continuations	48	7,586	0.6%	0.8%	1.0%	0.8%
% of Patients satisfied with the dentistry they have received	1	2	N/A	92.3%	94.4%	93.5%
% of Patients satisfied with the time they had to wait for an appointment	1	2	N/A	87.3%	88.1%	87.4%

* This is based on patients treated on this contract for their most recent course of treatment.

Figures in italics indicate the base number of FP17s or Patient Questionnaire responses are less than 100. N/A is shown where the base number of responses is less than 10 during the period. % is calculated as Quantity/Base number*100

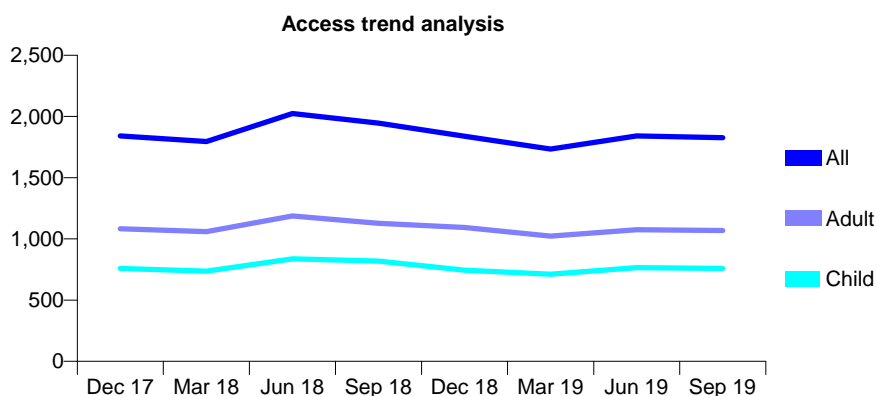
Q46 - Vital Signs At a Glance Contract Report for 764582/0005 - September 2019

Name or company name	MRS SC ROCHFORD
Contract type name	GDS Contract
Purpose of contract	General
Contract start date	01/12/2015
Contract end date	

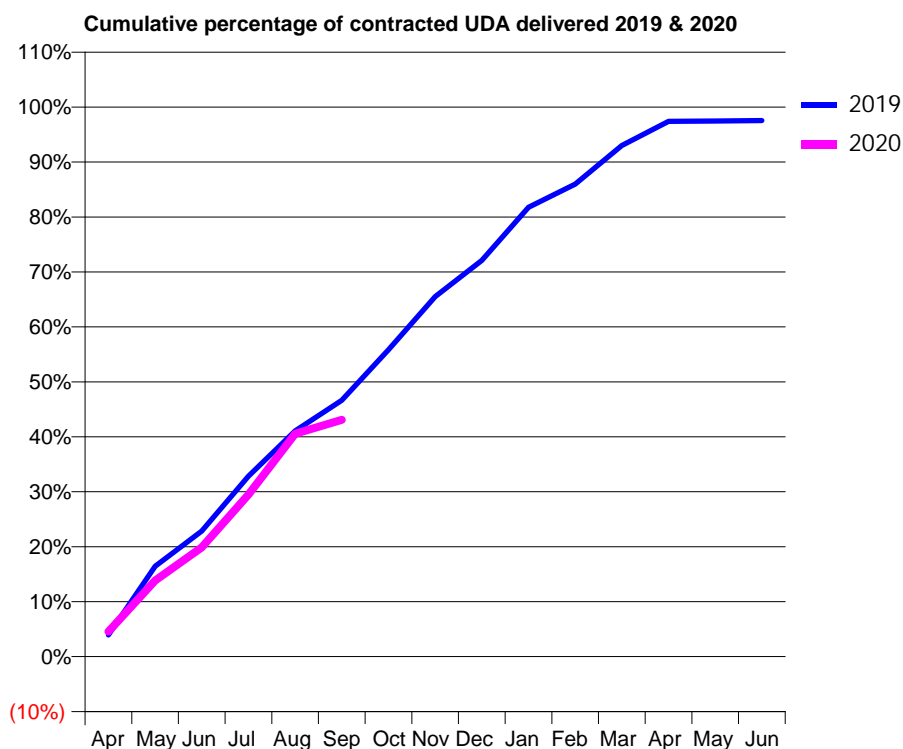
19/20 Contracted general activity (UDA)	5,611
Carry forward general activity (UDA)	0
19/20 Contracted orthodontic activity (UOA)	0
Carry forward orthodontic activity (UOA)	0
Baseline contract value	£188,374.45

ACCESS*

Patients seen in 24 months	Total	Change since previous quarter
Quarter ending September 2018	1,946	
Quarter ending December 2018	1,838	↓
Quarter ending March 2019	1,734	↓
Quarter ending June 2019	1,841	↑
Quarter ending September 2019	1,827	→
Variance since September 2018	(6.1%)	↓



ACTIVITY



Month	Adjusted Scheduled Activity (UDA)	
	2019	2020
April	221	255
May	922	776
June	1,282	1,115
July	1,843	1,655
August	2,305	2,277
September	2,617	2,417
October	3,134	
November	3,676	
December	4,045	
January	4,588	
February	4,825	
March	5,218	
April	5,465	
May	5,469	
June	5,472	

QUALITY

	Quantity	Base Number	Contract	AT	Region	England
% of FP17s for the same patient ID Re-attending within 3 months - Children	29	518	5.6%	11.5%	12.1%	11.5%
% of FP17s for the same patient ID Re-attending within 3 months - Adults	70	688	10.2%	16.1%	15.6%	15.4%
% of FP17s for the same patient ID Re-attending between 3 & 9 months - Children	193	518	37.3%	59.3%	61.2%	59.7%
% of FP17s for the same patient ID Re-attending between 3 & 9 months - Adults	238	688	34.6%	51.9%	54.3%	51.7%
% of FP17s for Band 1 Urgent Courses	135	1,085	12.4%	10.4%	9.1%	9.2%
% of FP17s Relating to Free Repair or Replacements	5	1,085	0.5%	0.8%	0.9%	0.7%
% of FP17s Relating to Continuations	2	1,085	0.2%	0.8%	1.0%	0.8%
% of Patients satisfied with the dentistry they have received	1	1	N/A	92.3%	94.4%	93.5%
% of Patients satisfied with the time they had to wait for an appointment	1	1	N/A	87.3%	88.1%	87.4%

* This is based on patients treated on this contract for their most recent course of treatment. Figures in italics indicate the base number of FP17s or Patient Questionnaire responses are less than 100. N/A is shown where the base number of responses is less than 10 during the period. % is calculated as Quantity/Base number*100

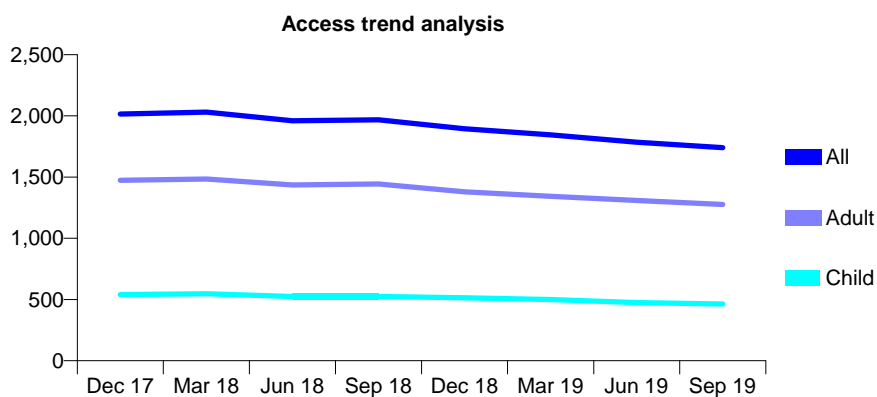
Q46 - Vital Signs At a Glance Contract Report for 765635/0001 - September 2019

Name or company name	MR R ROKNI
Contract type name	GDS Contract
Purpose of contract	General
Contract start date	01/04/2006
Contract end date	

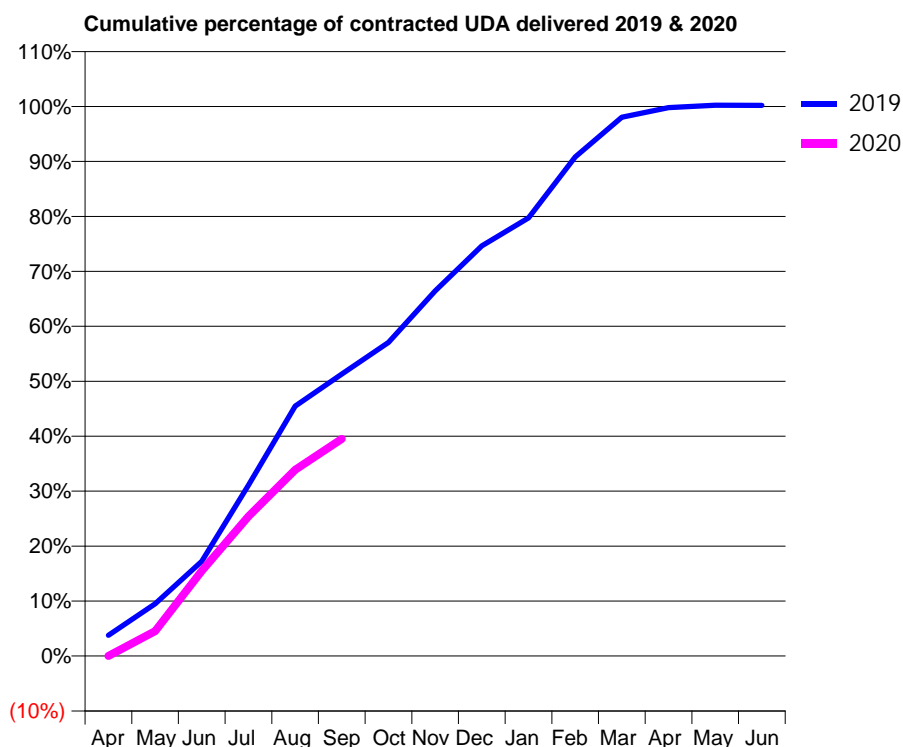
19/20 Contracted general activity (UDA)	11,289
Carry forward general activity (UDA)	0
19/20 Contracted orthodontic activity (UOA)	0
Carry forward orthodontic activity (UOA)	0
Baseline contract value	£298,450.78

ACCESS*

Patients seen in 24 months	Total	Change since previous quarter
Quarter ending September 2018	1,968	
Quarter ending December 2018	1,895	↓
Quarter ending March 2019	1,845	↓
Quarter ending June 2019	1,785	↓
Quarter ending September 2019	1,740	↓
Variance since September 2018	(11.6%)	↓



ACTIVITY



Month	Adjusted Scheduled Activity (UDA)	
	2019	2020
April	425	0
May	1,076	510
June	1,943	1,746
July	3,509	2,870
August	5,133	3,825
September	5,793	4,460
October	6,442	
November	7,503	
December	8,424	
January	9,001	
February	10,253	
March	11,066	
April	11,266	
May	11,312	
June	11,311	

QUALITY

	Quantity	Base Number	Contract	AT	Region	England
% of FP17s for the same patient ID Re-attending within 3 months - Children	42	275	15.3%	11.5%	12.1%	11.5%
% of FP17s for the same patient ID Re-attending within 3 months - Adults	186	790	23.5%	16.1%	15.6%	15.4%
% of FP17s for the same patient ID Re-attending between 3 & 9 months - Children	115	275	41.8%	59.3%	61.2%	59.7%
% of FP17s for the same patient ID Re-attending between 3 & 9 months - Adults	307	790	38.9%	51.9%	54.3%	51.7%
% of FP17s for Band 1 Urgent Courses	142	957	14.8%	10.4%	9.1%	9.2%
% of FP17s Relating to Free Repair or Replacements	0	957	0.0%	0.8%	0.9%	0.7%
% of FP17s Relating to Continuations	9	957	0.9%	0.8%	1.0%	0.8%
% of Patients satisfied with the dentistry they have received	2	3	N/A	92.3%	94.4%	93.5%
% of Patients satisfied with the time they had to wait for an appointment	2	3	N/A	87.3%	88.1%	87.4%

* This is based on patients treated on this contract for their most recent course of treatment. Figures in italics indicate the base number of FP17s or Patient Questionnaire responses are less than 100. N/A is shown where the base number of responses is less than 10 during the period. % is calculated as Quantity/Base number*100

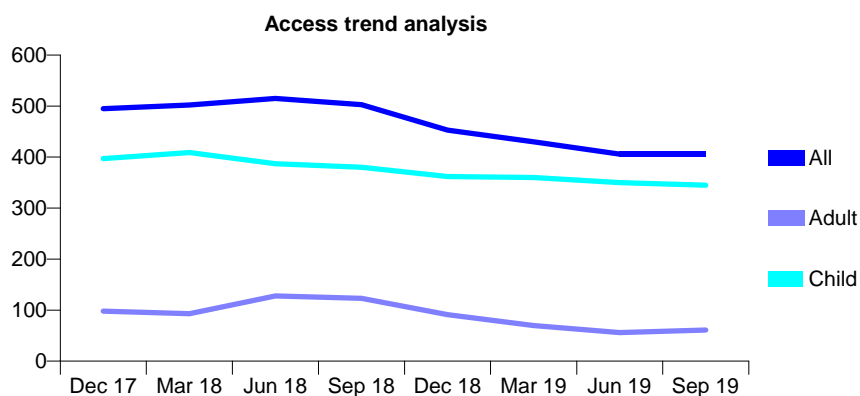
Q46 - Vital Signs At a Glance Contract Report for 766224/0001 - September 2019

Name or company name	MR SM KHONSARY
Contract type name	GDS Contract
Purpose of contract	General
Contract start date	01/04/2006
Contract end date	

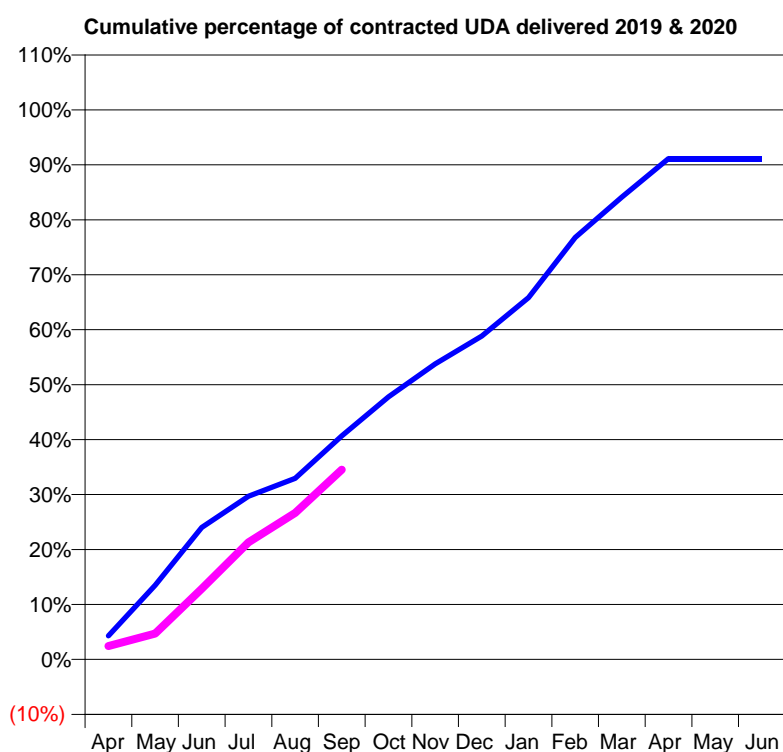
19/20 Contracted general activity (UDA)	1,720
Carry forward general activity (UDA)	0
19/20 Contracted orthodontic activity (UOA)	0
Carry forward orthodontic activity (UOA)	0
Baseline contract value	£44,021.49

ACCESS*

Patients seen in 24 months	Total	Change since previous quarter
Quarter ending September 2018	503	
Quarter ending December 2018	453	↓
Quarter ending March 2019	430	↓
Quarter ending June 2019	406	↓
Quarter ending September 2019	406	→
Variance since September 2018	(19.3%)	↓



ACTIVITY



Month	2019	2020
April	74	42
May	232	81
June	413	221
July	511	366
August	567	458
September	700	594
October	822	
November	925	
December	1,012	
January	1,132	
February	1,321	
March	1,447	
April	1,567	
May	1,567	
June	1,567	

QUALITY

	Quantity	Base Number	Contract	AT	Region	England
% of FP17s for the same patient ID Re-attending within 3 months - Children	49	333	14.7%	11.5%	12.1%	11.5%
% of FP17s for the same patient ID Re-attending within 3 months - Adults	1	14	7.1%	16.1%	15.6%	15.4%
% of FP17s for the same patient ID Re-attending between 3 & 9 months - Children	213	333	64.0%	59.3%	61.2%	59.7%
% of FP17s for the same patient ID Re-attending between 3 & 9 months - Adults	10	14	71.4%	51.9%	54.3%	51.7%
% of FP17s for Band 1 Urgent Courses	3	299	1.0%	10.4%	9.1%	9.2%
% of FP17s Relating to Free Repair or Replacements	0	299	0.0%	0.8%	0.9%	0.7%
% of FP17s Relating to Continuations	5	299	1.7%	0.8%	1.0%	0.8%
% of Patients satisfied with the dentistry they have received	0	0	N/A	92.3%	94.4%	93.5%
% of Patients satisfied with the time they had to wait for an appointment	0	0	N/A	87.3%	88.1%	87.4%

* This is based on patients treated on this contract for their most recent course of treatment. Figures in italics indicate the base number of FP17s or Patient Questionnaire responses are less than 100. N/A is shown where the base number of responses is less than 10 during the period. % is calculated as Quantity/Base number*100

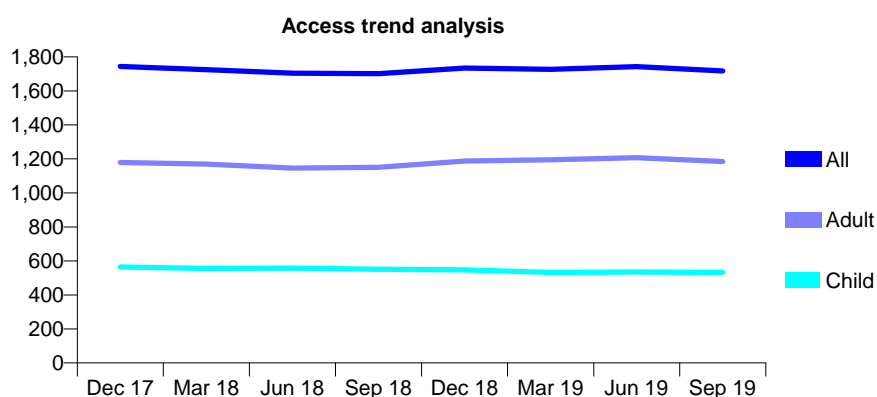
Q46 - Vital Signs At a Glance Contract Report for 766224/0002 - September 2019

Name or company name	MR SM KHONSARY
Contract type name	GDS Contract
Purpose of contract	General
Contract start date	01/07/2012
Contract end date	

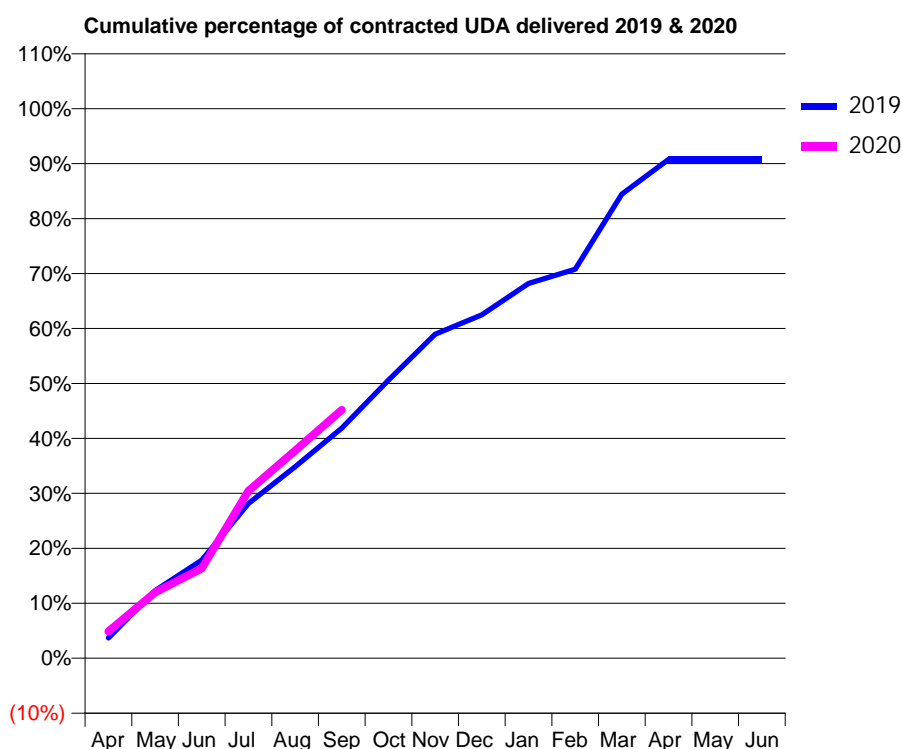
19/20 Contracted general activity (UDA)	5,633
Carry forward general activity (UDA)	0
19/20 Contracted orthodontic activity (UOA)	0
Carry forward orthodontic activity (UOA)	0
Baseline contract value	£161,542.05

ACCESS*

Patients seen in 24 months	Total	Change since previous quarter
Quarter ending September 2018	1,701	
Quarter ending December 2018	1,734	→
Quarter ending March 2019	1,727	→
Quarter ending June 2019	1,742	→
Quarter ending September 2019	1,717	↓
Variance since September 2018	0.9%	→



ACTIVITY



Month	2019	2020
April	208	276
May	694	676
June	1,006	920
July	1,587	1,715
August	1,963	2,129
September	2,359	2,546
October	2,850	
November	3,321	
December	3,520	
January	3,840	
February	3,987	
March	4,757	
April	5,111	
May	5,112	
June	5,112	

QUALITY

	Quantity	Base Number	Contract	AT	Region	England
% of FP17s for the same patient ID Re-attending within 3 months - Children	35	461	7.6%	11.5%	12.1%	11.5%
% of FP17s for the same patient ID Re-attending within 3 months - Adults	133	1,022	13.0%	16.1%	15.6%	15.4%
% of FP17s for the same patient ID Re-attending between 3 & 9 months - Children	261	461	56.6%	59.3%	61.2%	59.7%
% of FP17s for the same patient ID Re-attending between 3 & 9 months - Adults	634	1,022	62.0%	51.9%	54.3%	51.7%
% of FP17s for Band 1 Urgent Courses	104	1,316	7.9%	10.4%	9.1%	9.2%
% of FP17s Relating to Free Repair or Replacements	0	1,316	0.0%	0.8%	0.9%	0.7%
% of FP17s Relating to Continuations	17	1,316	1.3%	0.8%	1.0%	0.8%
% of Patients satisfied with the dentistry they have received	0	0	N/A	92.3%	94.4%	93.5%
% of Patients satisfied with the time they had to wait for an appointment	0	0	N/A	87.3%	88.1%	87.4%

* This is based on patients treated on this contract for their most recent course of treatment.

Figures in italics indicate the base number of FP17s or Patient Questionnaire responses are less than 100. N/A is shown where the base number of responses is less than 10 during the period. % is calculated as Quantity/Base number*100

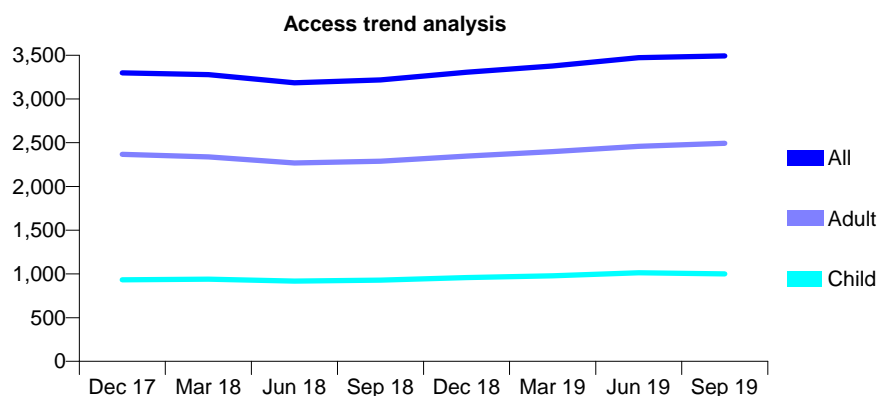
Q46 - Vital Signs At a Glance Contract Report for 769126/0001 - September 2019

Name or company name	Mr Q Iqbal
Contract type name	GDS Contract
Purpose of contract	General
Contract start date	10/09/2012
Contract end date	

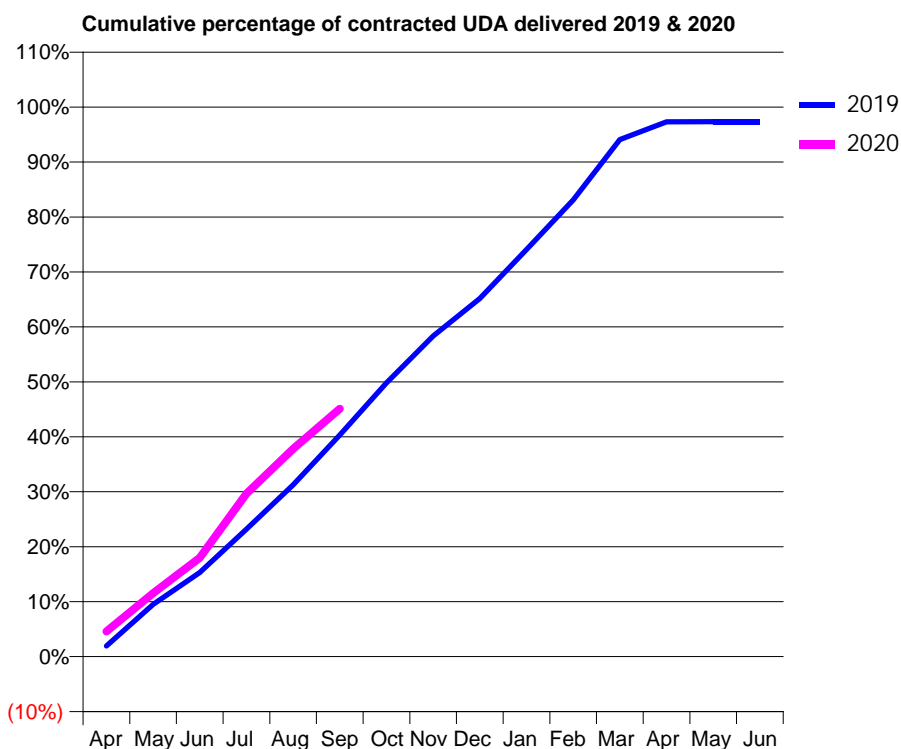
19/20 Contracted general activity (UDA)	10,336
Carry forward general activity (UDA)	0
19/20 Contracted orthodontic activity (UOA)	0
Carry forward orthodontic activity (UOA)	0
Baseline contract value	£287,311.76

ACCESS*

Patients seen in 24 months	Total	Change since previous quarter
Quarter ending September 2018	3,218	
Quarter ending December 2018	3,306	↑
Quarter ending March 2019	3,377	↑
Quarter ending June 2019	3,473	↑
Quarter ending September 2019	3,493	→
Variance since September 2018	8.5%	↑



ACTIVITY



Month	Adjusted Scheduled Activity (UDA)	
	2019	2020
April	200	476
May	983	1,195
June	1,582	1,860
July	2,395	3,066
August	3,233	3,908
September	4,167	4,662
October	5,148	
November	6,032	
December	6,736	
January	7,657	
February	8,589	
March	9,722	
April	10,058	
May	10,061	
June	10,061	

QUALITY

	Quantity	Base Number	Contract	AT	Region	England
% of FP17s for the same patient ID Re-attending within 3 months - Children	52	855	6.1%	11.5%	12.1%	11.5%
% of FP17s for the same patient ID Re-attending within 3 months - Adults	158	1,832	8.6%	16.1%	15.6%	15.4%
% of FP17s for the same patient ID Re-attending between 3 & 9 months - Children	596	855	69.7%	59.3%	61.2%	59.7%
% of FP17s for the same patient ID Re-attending between 3 & 9 months - Adults	1,114	1,832	60.8%	51.9%	54.3%	51.7%
% of FP17s for Band 1 Urgent Courses	189	2,524	7.5%	10.4%	9.1%	9.2%
% of FP17s Relating to Free Repair or Replacements	9	2,524	0.4%	0.8%	0.9%	0.7%
% of FP17s Relating to Continuations	9	2,524	0.4%	0.8%	1.0%	0.8%
% of Patients satisfied with the dentistry they have received	1	1	N/A	92.3%	94.4%	93.5%
% of Patients satisfied with the time they had to wait for an appointment	1	1	N/A	87.3%	88.1%	87.4%

* This is based on patients treated on this contract for their most recent course of treatment. Figures in italics indicate the base number of FP17s or Patient Questionnaire responses are less than 100. N/A is shown where the base number of responses is less than 10 during the period. % is calculated as Quantity/Base number*100

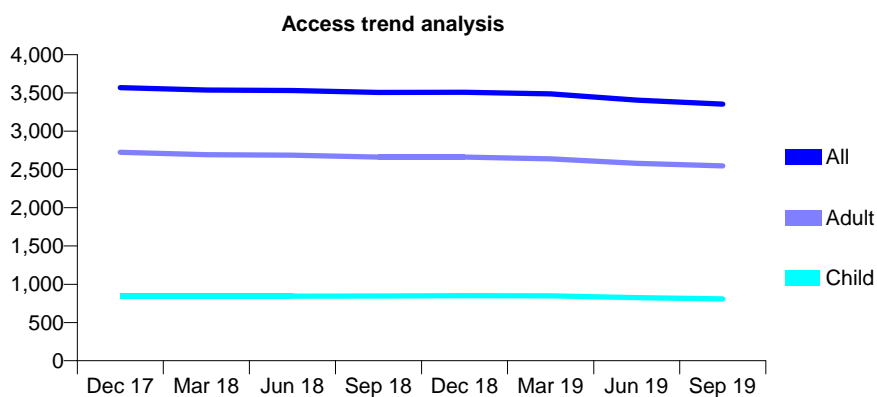
Q46 - Vital Signs At a Glance Contract Report for 769126/0002 - September 2019

Name or company name	MISS S AHMAD
Contract type name	GDS Contract
Purpose of contract	General
Contract start date	15/07/2013
Contract end date	

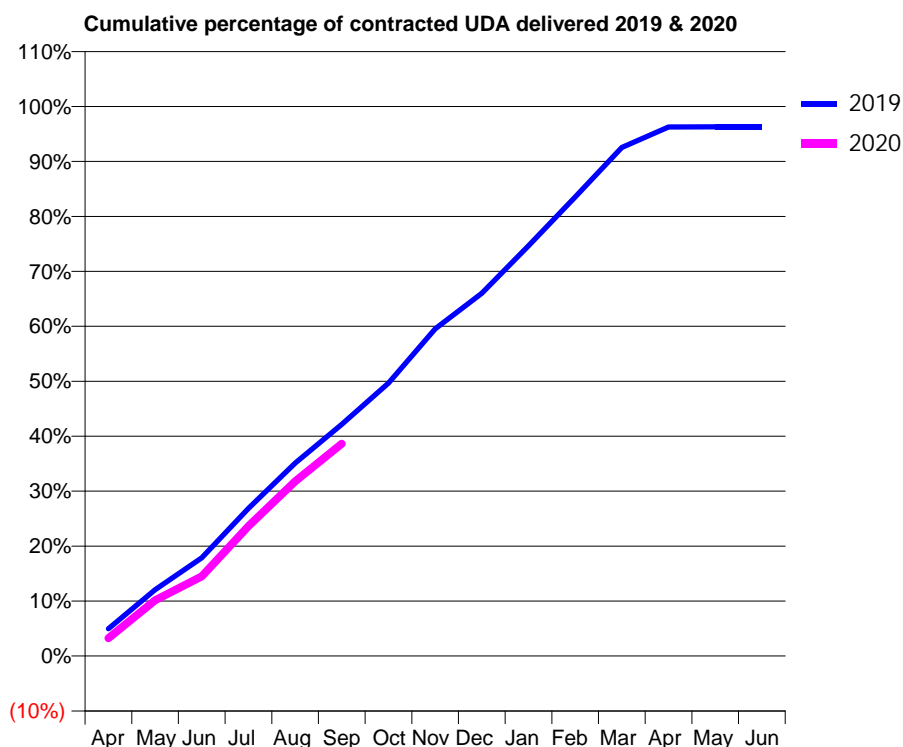
19/20 Contracted general activity (UDA)	13,017
Carry forward general activity (UDA)	0
19/20 Contracted orthodontic activity (UOA)	0
Carry forward orthodontic activity (UOA)	0
Baseline contract value	£332,972.41

ACCESS*

Patients seen in 24 months	Total	Change since previous quarter
Quarter ending September 2018	3,506	
Quarter ending December 2018	3,510	→
Quarter ending March 2019	3,486	→
Quarter ending June 2019	3,407	↓
Quarter ending September 2019	3,354	↓
Variance since September 2018	(4.3%)	↓



ACTIVITY



Month	Adjusted Scheduled Activity (UDA)	
	2019	2020
April	647	424
May	1,571	1,322
June	2,328	1,888
July	3,499	3,078
August	4,571	4,135
September	5,488	5,028
October	6,466	
November	7,750	
December	8,592	
January	9,718	
February	10,874	
March	12,045	
April	12,529	
May	12,536	
June	12,536	

QUALITY

	Quantity	Base Number	Contract	AT	Region	England
% of FP17s for the same patient ID Re-attending within 3 months - Children	66	693	9.5%	11.5%	12.1%	11.5%
% of FP17s for the same patient ID Re-attending within 3 months - Adults	379	2,166	17.5%	16.1%	15.6%	15.4%
% of FP17s for the same patient ID Re-attending between 3 & 9 months - Children	523	693	75.5%	59.3%	61.2%	59.7%
% of FP17s for the same patient ID Re-attending between 3 & 9 months - Adults	1,468	2,166	67.8%	51.9%	54.3%	51.7%
% of FP17s for Band 1 Urgent Courses	276	2,670	10.3%	10.4%	9.1%	9.2%
% of FP17s Relating to Free Repair or Replacements	44	2,670	1.6%	0.8%	0.9%	0.7%
% of FP17s Relating to Continuations	49	2,670	1.8%	0.8%	1.0%	0.8%
% of Patients satisfied with the dentistry they have received	1	1	N/A	92.3%	94.4%	93.5%
% of Patients satisfied with the time they had to wait for an appointment	1	1	N/A	87.3%	88.1%	87.4%

* This is based on patients treated on this contract for their most recent course of treatment. Figures in italics indicate the base number of FP17s or Patient Questionnaire responses are less than 100. N/A is shown where the base number of responses is less than 10 during the period. % is calculated as Quantity/Base number*100

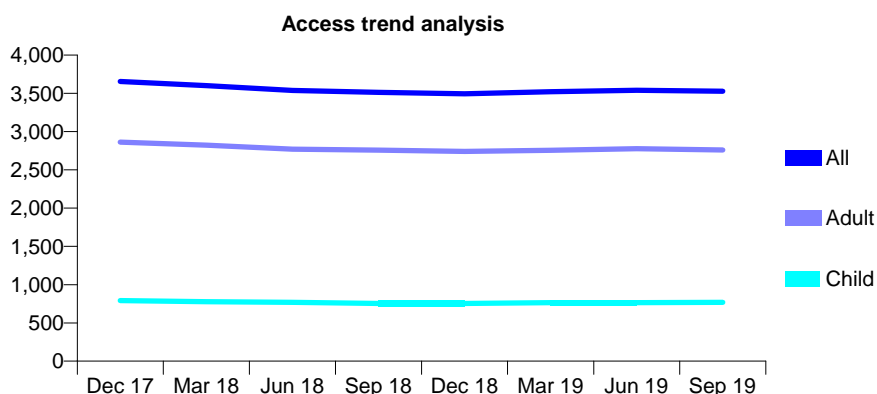
Q46 - Vital Signs At a Glance Contract Report for 769339/0001 - September 2019

Name or company name	128 Dental Care
Contract type name	GDS Contract
Purpose of contract	General
Contract start date	01/04/2006
Contract end date	

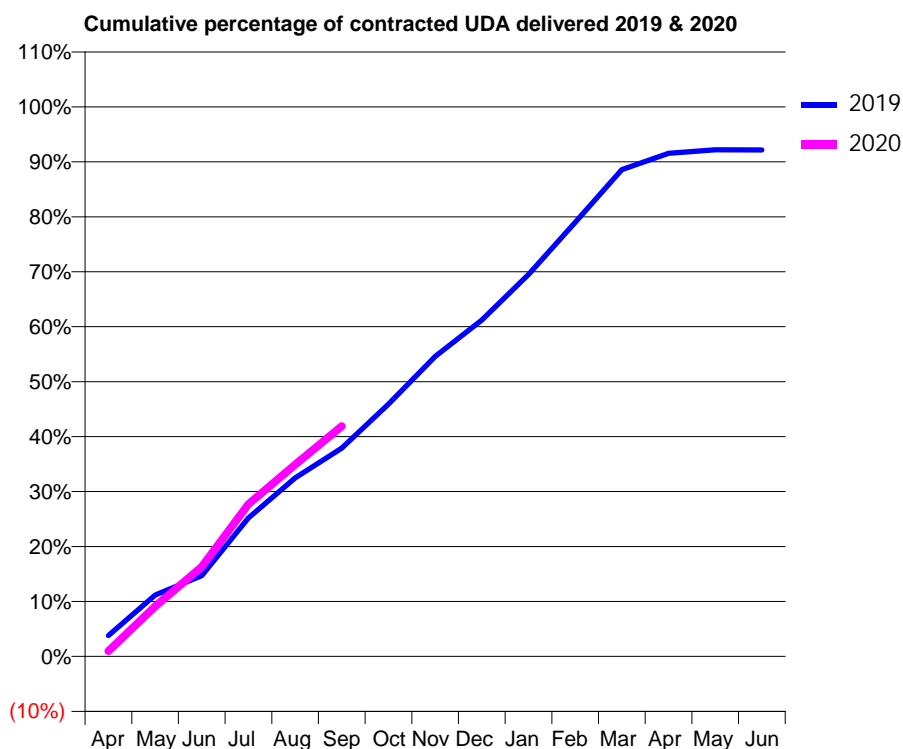
19/20 Contracted general activity (UDA)	12,042
Carry forward general activity (UDA)	0
19/20 Contracted orthodontic activity (UOA)	0
Carry forward orthodontic activity (UOA)	0
Baseline contract value	£298,294.26

ACCESS*

Patients seen in 24 months	Total	Change since previous quarter
Quarter ending September 2018	3,512	
Quarter ending December 2018	3,494	→
Quarter ending March 2019	3,521	→
Quarter ending June 2019	3,540	→
Quarter ending September 2019	3,527	→
Variance since September 2018	0.4%	→



ACTIVITY



Month	Adjusted Scheduled Activity (UDA)	
	2019	2020
April	458	119
May	1,346	1,098
June	1,769	1,962
July	3,034	3,338
August	3,911	4,203
September	4,566	5,045
October	5,531	
November	6,574	
December	7,372	
January	8,368	
February	9,513	
March	10,666	
April	11,025	
May	11,099	
June	11,098	

QUALITY

	Quantity	Base Number	Contract	AT	Region	England
% of FP17s for the same patient ID Re-attending within 3 months - Children	66	676	9.8%	11.5%	12.1%	11.5%
% of FP17s for the same patient ID Re-attending within 3 months - Adults	425	2,386	17.8%	16.1%	15.6%	15.4%
% of FP17s for the same patient ID Re-attending between 3 & 9 months - Children	484	676	71.6%	59.3%	61.2%	59.7%
% of FP17s for the same patient ID Re-attending between 3 & 9 months - Adults	1,469	2,386	61.6%	51.9%	54.3%	51.7%
% of FP17s for Band 1 Urgent Courses	218	2,865	7.6%	10.4%	9.1%	9.2%
% of FP17s Relating to Free Repair or Replacements	40	2,865	1.4%	0.8%	0.9%	0.7%
% of FP17s Relating to Continuations	45	2,865	1.6%	0.8%	1.0%	0.8%
% of Patients satisfied with the dentistry they have received	0	0	N/A	92.3%	94.4%	93.5%
% of Patients satisfied with the time they had to wait for an appointment	0	0	N/A	87.3%	88.1%	87.4%

* This is based on patients treated on this contract for their most recent course of treatment. Figures in italics indicate the base number of FP17s or Patient Questionnaire responses are less than 100. N/A is shown where the base number of responses is less than 10 during the period. % is calculated as Quantity/Base number*100

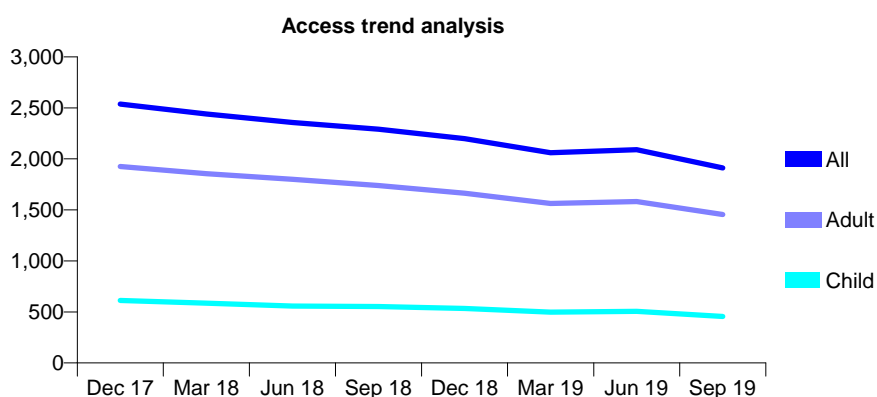
Q46 - Vital Signs At a Glance Contract Report for 770795/0001 - September 2019

Name or company name	MR AR ULLATHORNE
Contract type name	GDS Contract
Purpose of contract	General
Contract start date	01/12/2013
Contract end date	

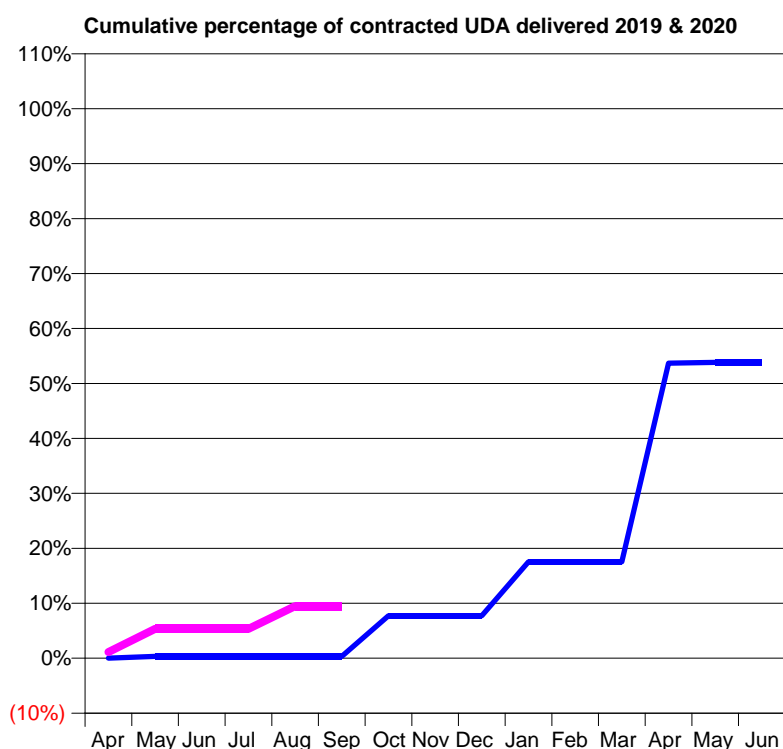
19/20 Contracted general activity (UDA)	8,000
Carry forward general activity (UDA)	0
19/20 Contracted orthodontic activity (UOA)	0
Carry forward orthodontic activity (UOA)	0
Baseline contract value	£210,013.03

ACCESS*

Patients seen in 24 months	Total	Change since previous quarter
Quarter ending September 2018	2,291	
Quarter ending December 2018	2,198	↓
Quarter ending March 2019	2,061	↓
Quarter ending June 2019	2,090	→
Quarter ending September 2019	1,912	↓
Variance since September 2018	(16.5%)	↓



ACTIVITY



Month	2019	2020
April	0	91
May	20	428
June	20	428
July	20	428
August	20	759
September	20	759
October	484	
November	484	
December	484	
January	1,101	
February	1,101	
March	1,101	
April	3,366	
May	3,374	
June	3,374	

QUALITY

	Quantity	Base Number	Contract	AT	Region	England
% of FP17s for the same patient ID Re-attending within 3 months - Children	29	374	7.8%	11.5%	12.1%	11.5%
% of FP17s for the same patient ID Re-attending within 3 months - Adults	128	1,135	11.3%	16.1%	15.6%	15.4%
% of FP17s for the same patient ID Re-attending between 3 & 9 months - Children	83	374	22.2%	59.3%	61.2%	59.7%
% of FP17s for the same patient ID Re-attending between 3 & 9 months - Adults	318	1,135	28.0%	51.9%	54.3%	51.7%
% of FP17s for Band 1 Urgent Courses	29	412	7.0%	10.4%	9.1%	9.2%
% of FP17s Relating to Free Repair or Replacements	12	412	2.9%	0.8%	0.9%	0.7%
% of FP17s Relating to Continuations	1	412	0.2%	0.8%	1.0%	0.8%
% of Patients satisfied with the dentistry they have received	0	0	N/A	92.3%	94.4%	93.5%
% of Patients satisfied with the time they had to wait for an appointment	0	0	N/A	87.3%	88.1%	87.4%

* This is based on patients treated on this contract for their most recent course of treatment.

Figures in italics indicate the base number of FP17s or Patient Questionnaire responses are less than 100. N/A is shown where the base number of responses is less than 10 during the period. % is calculated as Quantity/Base number*100

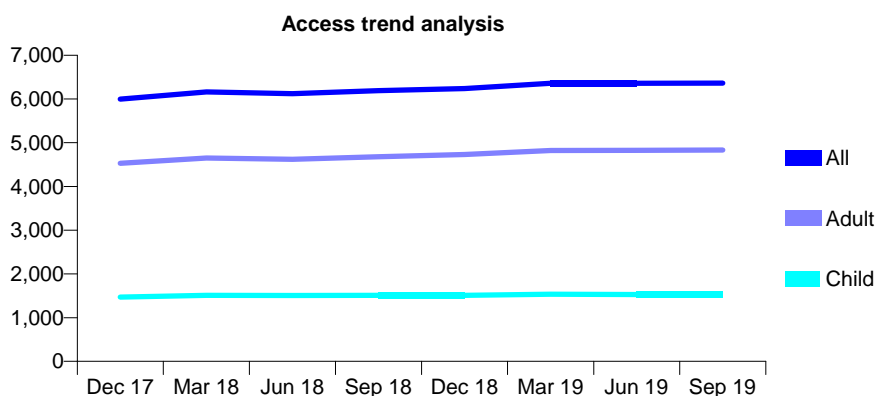
Q46 - Vital Signs At a Glance Contract Report for 770973/0001 - September 2019

Name or company name	MR CD AINSWORTH
Contract type name	GDS Contract
Purpose of contract	General
Contract start date	01/04/2006
Contract end date	

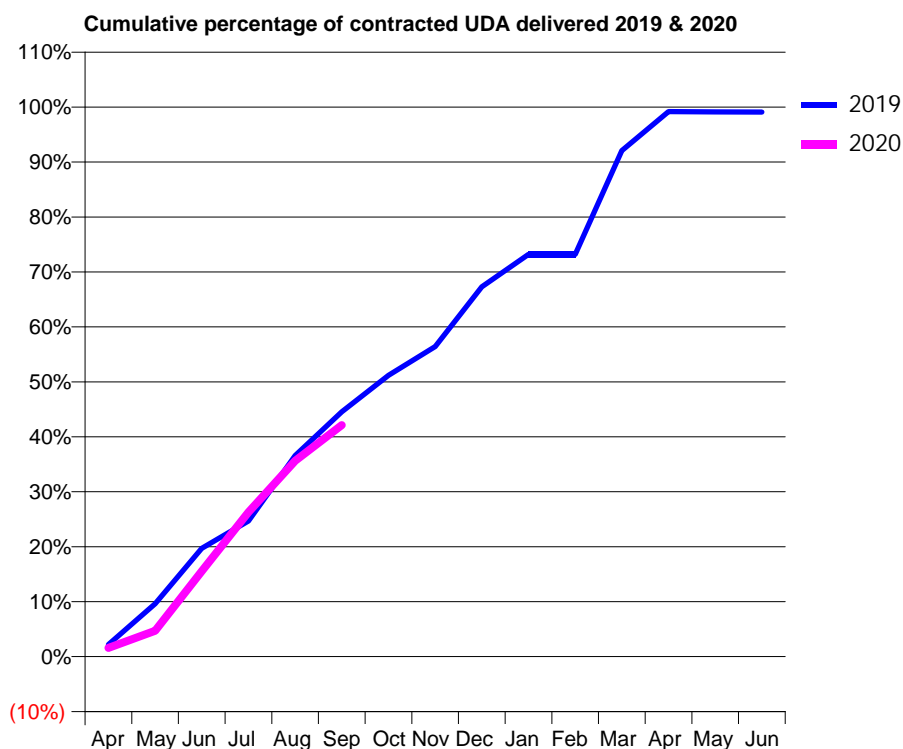
19/20 Contracted general activity (UDA)	20,430
Carry forward general activity (UDA)	0
19/20 Contracted orthodontic activity (UOA)	0
Carry forward orthodontic activity (UOA)	0
Baseline contract value	£637,159.24

ACCESS*

Patients seen in 24 months	Total	Change since previous quarter
Quarter ending September 2018	6,191	
Quarter ending December 2018	6,238	→
Quarter ending March 2019	6,360	→
Quarter ending June 2019	6,357	→
Quarter ending September 2019	6,363	→
Variance since September 2018	2.8%	↑



ACTIVITY



Month	Adjusted Scheduled Activity (UDA)	
	2019	2020
April	450	324
May	1,965	958
June	4,021	3,173
July	5,046	5,372
August	7,474	7,278
September	9,101	8,610
October	10,458	
November	11,527	
December	13,746	
January	14,957	
February	14,957	
March	18,806	
April	20,258	
May	20,251	
June	20,247	

QUALITY

	Quantity	Base Number	Contract	AT	Region	England
% of FP17s for the same patient ID Re-attending within 3 months - Children	93	1,212	7.7%	11.5%	12.1%	11.5%
% of FP17s for the same patient ID Re-attending within 3 months - Adults	558	3,590	15.5%	16.1%	15.6%	15.4%
% of FP17s for the same patient ID Re-attending between 3 & 9 months - Children	781	1,212	64.4%	59.3%	61.2%	59.7%
% of FP17s for the same patient ID Re-attending between 3 & 9 months - Adults	2,022	3,590	56.3%	51.9%	54.3%	51.7%
% of FP17s for Band 1 Urgent Courses	553	4,189	13.2%	10.4%	9.1%	9.2%
% of FP17s Relating to Free Repair or Replacements	33	4,189	0.8%	0.8%	0.9%	0.7%
% of FP17s Relating to Continuations	7	4,189	0.2%	0.8%	1.0%	0.8%
% of Patients satisfied with the dentistry they have received	1	1	N/A	92.3%	94.4%	93.5%
% of Patients satisfied with the time they had to wait for an appointment	1	1	N/A	87.3%	88.1%	87.4%

* This is based on patients treated on this contract for their most recent course of treatment. Figures in italics indicate the base number of FP17s or Patient Questionnaire responses are less than 100. N/A is shown where the base number of responses is less than 10 during the period. % is calculated as Quantity/Base number*100

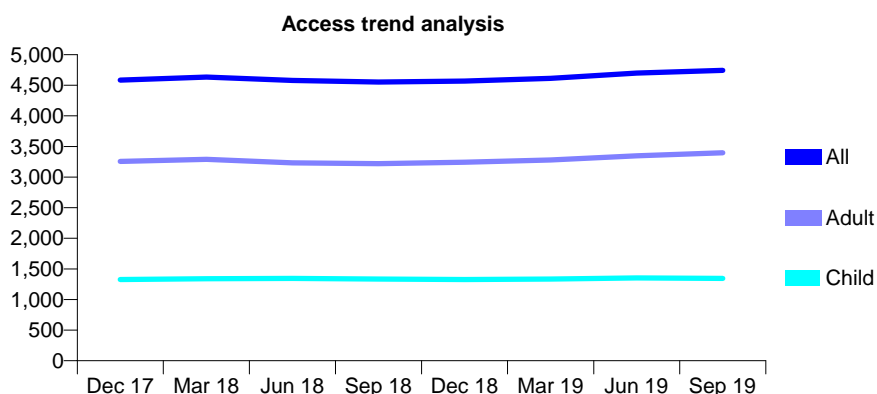
Q46 - Vital Signs At a Glance Contract Report for 772194/0002 - September 2019

Name or company name	MR B AMOZANDEH
Contract type name	GDS Contract
Purpose of contract	General
Contract start date	01/06/2008
Contract end date	

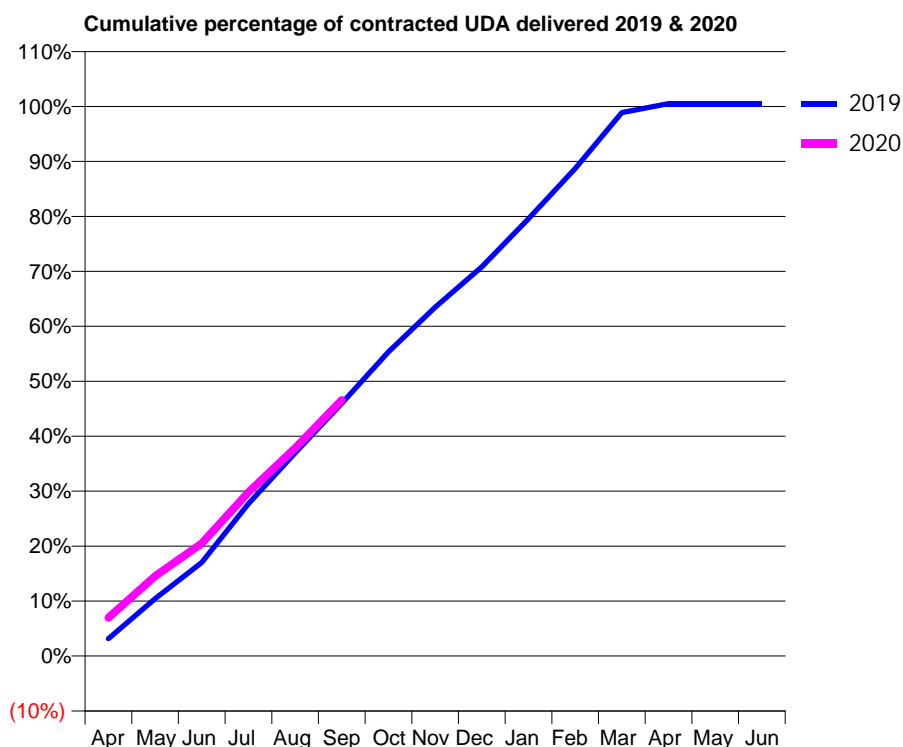
19/20 Contracted general activity (UDA)	19,610
Carry forward general activity (UDA)	0
19/20 Contracted orthodontic activity (UOA)	0
Carry forward orthodontic activity (UOA)	0
Baseline contract value	£564,543.05

ACCESS*

Patients seen in 24 months	Total	Change since previous quarter
Quarter ending September 2018	4,553	
Quarter ending December 2018	4,570	→
Quarter ending March 2019	4,614	→
Quarter ending June 2019	4,700	→
Quarter ending September 2019	4,743	→
Variance since September 2018	4.2%	↑



ACTIVITY



Month	Adjusted Scheduled Activity (UDA)	
	2019	2020
April	623	1,368
May	2,050	2,851
June	3,337	4,018
July	5,436	5,848
August	7,248	7,419
September	9,013	9,133
October	10,852	
November	12,447	
December	13,886	
January	15,606	
February	17,400	
March	19,389	
April	19,710	
May	19,710	
June	19,710	

QUALITY

	Quantity	Base Number	Contract	AT	Region	England
% of FP17s for the same patient ID Re-attending within 3 months - Children	135	1,172	11.5%	11.5%	12.1%	11.5%
% of FP17s for the same patient ID Re-attending within 3 months - Adults	554	2,659	20.8%	16.1%	15.6%	15.4%
% of FP17s for the same patient ID Re-attending between 3 & 9 months - Children	751	1,172	64.1%	59.3%	61.2%	59.7%
% of FP17s for the same patient ID Re-attending between 3 & 9 months - Adults	1,354	2,659	50.9%	51.9%	54.3%	51.7%
% of FP17s for Band 1 Urgent Courses	386	3,713	10.4%	10.4%	9.1%	9.2%
% of FP17s Relating to Free Repair or Replacements	40	3,713	1.1%	0.8%	0.9%	0.7%
% of FP17s Relating to Continuations	40	3,713	1.1%	0.8%	1.0%	0.8%
% of Patients satisfied with the dentistry they have received	1	1	N/A	92.3%	94.4%	93.5%
% of Patients satisfied with the time they had to wait for an appointment	1	1	N/A	87.3%	88.1%	87.4%

* This is based on patients treated on this contract for their most recent course of treatment. Figures in italics indicate the base number of FP17s or Patient Questionnaire responses are less than 100. N/A is shown where the base number of responses is less than 10 during the period. % is calculated as Quantity/Base number*100

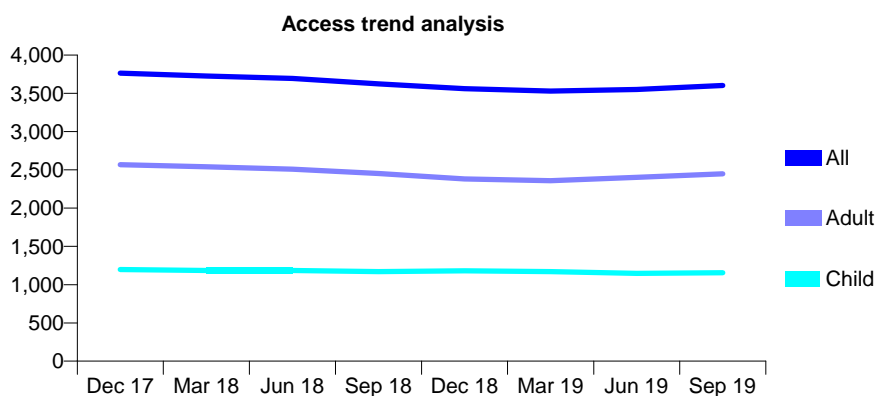
Q46 - Vital Signs At a Glance Contract Report for 772895/0001 - September 2019

Name or company name	MR CE CRAWFORD
Contract type name	GDS Contract
Purpose of contract	General
Contract start date	13/10/2009
Contract end date	

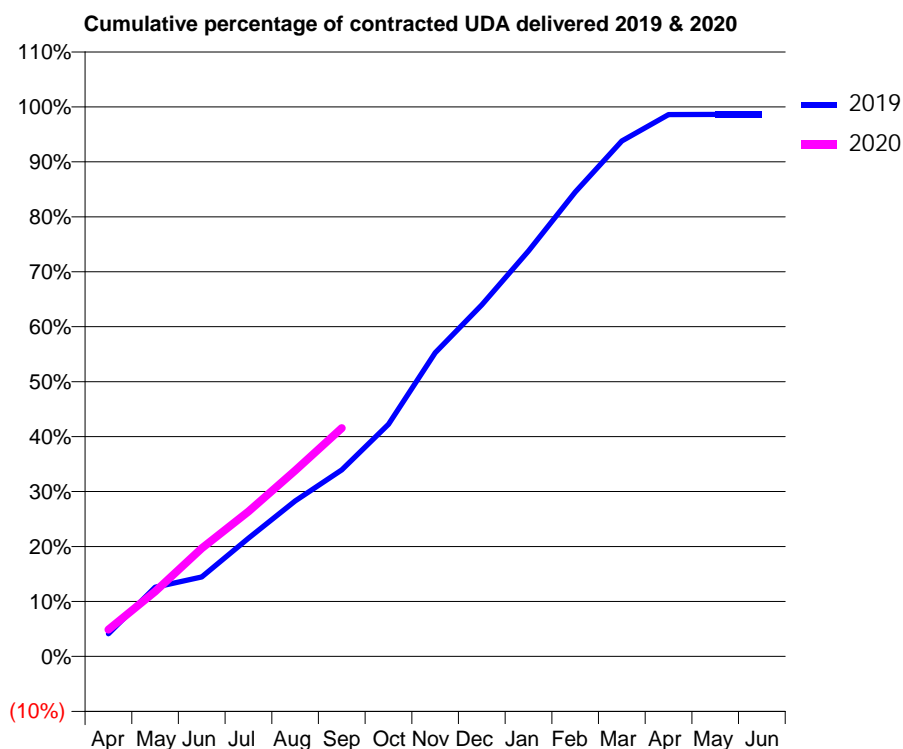
19/20 Contracted general activity (UDA)	6,773
Carry forward general activity (UDA)	0
19/20 Contracted orthodontic activity (UOA)	0
Carry forward orthodontic activity (UOA)	0
Baseline contract value	£171,389.20

ACCESS*

Patients seen in 24 months	Total	Change since previous quarter
Quarter ending September 2018	3,624	
Quarter ending December 2018	3,561	↓
Quarter ending March 2019	3,528	→
Quarter ending June 2019	3,550	→
Quarter ending September 2019	3,603	→
Variance since September 2018	(0.6%)	→



ACTIVITY



Adjusted Scheduled Activity (UDA)		
Month	2019	2020
April	279	332
May	854	799
June	978	1,331
July	1,456	1,786
August	1,917	2,293
September	2,298	2,815
October	2,860	
November	3,744	
December	4,332	
January	4,997	
February	5,724	
March	6,352	
April	6,676	
May	6,679	
June	6,679	

QUALITY

	Quantity	Base Number	Contract	AT	Region	England
% of FP17s for the same patient ID Re-attending within 3 months - Children	53	875	6.1%	11.5%	12.1%	11.5%
% of FP17s for the same patient ID Re-attending within 3 months - Adults	172	1,772	9.7%	16.1%	15.6%	15.4%
% of FP17s for the same patient ID Re-attending between 3 & 9 months - Children	632	875	72.2%	59.3%	61.2%	59.7%
% of FP17s for the same patient ID Re-attending between 3 & 9 months - Adults	1,026	1,772	57.9%	51.9%	54.3%	51.7%
% of FP17s for Band 1 Urgent Courses	121	1,716	7.1%	10.4%	9.1%	9.2%
% of FP17s Relating to Free Repair or Replacements	3	1,716	0.2%	0.8%	0.9%	0.7%
% of FP17s Relating to Continuations	9	1,716	0.5%	0.8%	1.0%	0.8%
% of Patients satisfied with the dentistry they have received	0	0	N/A	92.3%	94.4%	93.5%
% of Patients satisfied with the time they had to wait for an appointment	0	0	N/A	87.3%	88.1%	87.4%

* This is based on patients treated on this contract for their most recent course of treatment.

Figures in italics indicate the base number of FP17s or Patient Questionnaire responses are less than 100. N/A is shown where the base number of responses is less than 10 during the period. % is calculated as Quantity/Base number*100

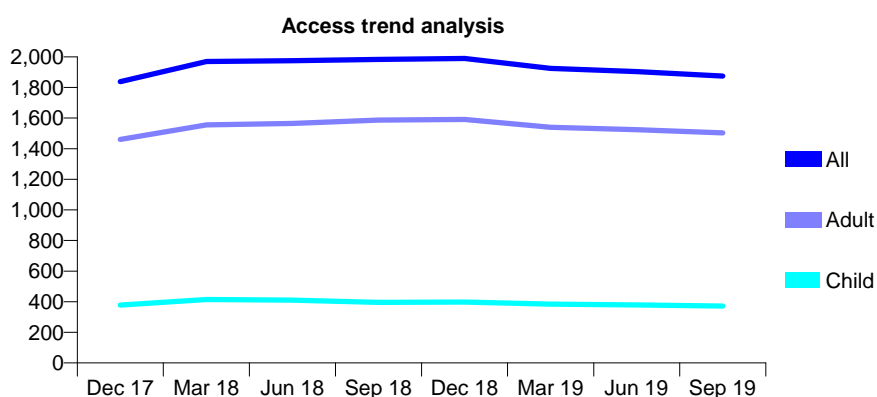
Q46 - Vital Signs At a Glance Contract Report for 772968/0001 - September 2019

Name or company name	MISS SN HUSSAIN
Contract type name	GDS Contract
Purpose of contract	General
Contract start date	19/04/2011
Contract end date	

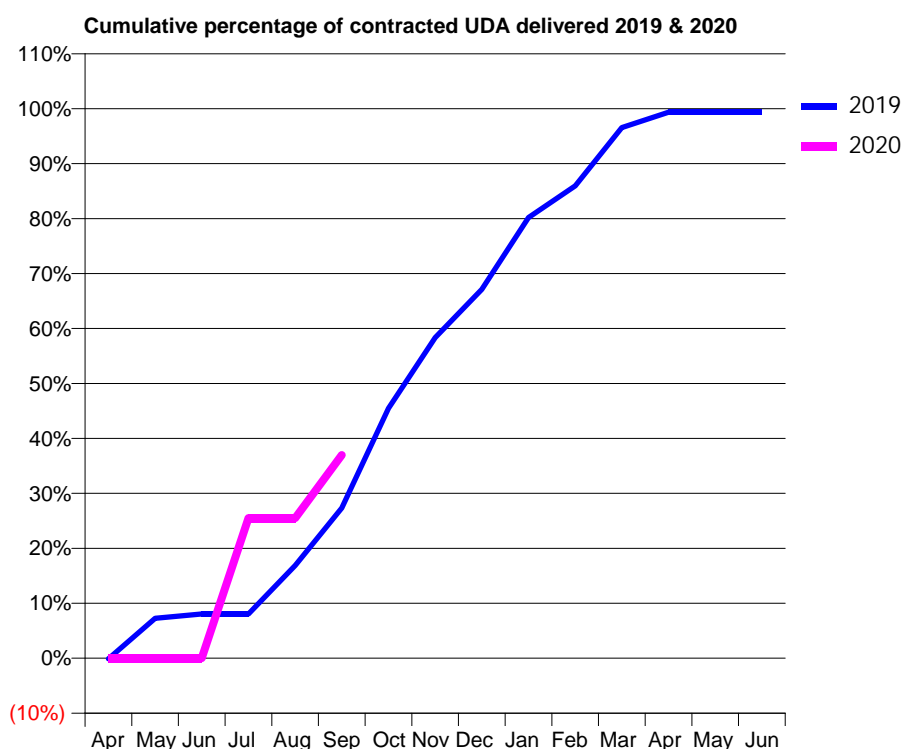
19/20 Contracted general activity (UDA)	4,906
Carry forward general activity (UDA)	0
19/20 Contracted orthodontic activity (UOA)	0
Carry forward orthodontic activity (UOA)	0
Baseline contract value	£123,376.16

ACCESS*

Patients seen in 24 months	Total	Change since previous quarter
Quarter ending September 2018	1,983	
Quarter ending December 2018	1,989	→
Quarter ending March 2019	1,925	↓
Quarter ending June 2019	1,904	↓
Quarter ending September 2019	1,875	↓
Variance since September 2018	(5.4%)	↓



ACTIVITY



Month	2019	2020
April	-6	0
May	357	0
June	395	0
July	395	1,251
August	828	1,251
September	1,342	1,813
October	2,231	
November	2,863	
December	3,292	
January	3,934	
February	4,218	
March	4,737	
April	4,873	
May	4,873	
June	4,873	

QUALITY

	Quantity	Base Number	Contract	AT	Region	England
% of FP17s for the same patient ID Re-attending within 3 months - Children	14	239	5.9%	11.5%	12.1%	11.5%
% of FP17s for the same patient ID Re-attending within 3 months - Adults	163	1,002	16.3%	16.1%	15.6%	15.4%
% of FP17s for the same patient ID Re-attending between 3 & 9 months - Children	143	239	59.8%	59.3%	61.2%	59.7%
% of FP17s for the same patient ID Re-attending between 3 & 9 months - Adults	583	1,002	58.2%	51.9%	54.3%	51.7%
% of FP17s for Band 1 Urgent Courses	138	1,103	12.5%	10.4%	9.1%	9.2%
% of FP17s Relating to Free Repair or Replacements	27	1,103	2.4%	0.8%	0.9%	0.7%
% of FP17s Relating to Continuations	11	1,103	1.0%	0.8%	1.0%	0.8%
% of Patients satisfied with the dentistry they have received	3	3	N/A	92.3%	94.4%	93.5%
% of Patients satisfied with the time they had to wait for an appointment	3	3	N/A	87.3%	88.1%	87.4%

* This is based on patients treated on this contract for their most recent course of treatment.

Figures in italics indicate the base number of FP17s or Patient Questionnaire responses are less than 100. N/A is shown where the base number of responses is less than 10 during the period. % is calculated as Quantity/Base number*100

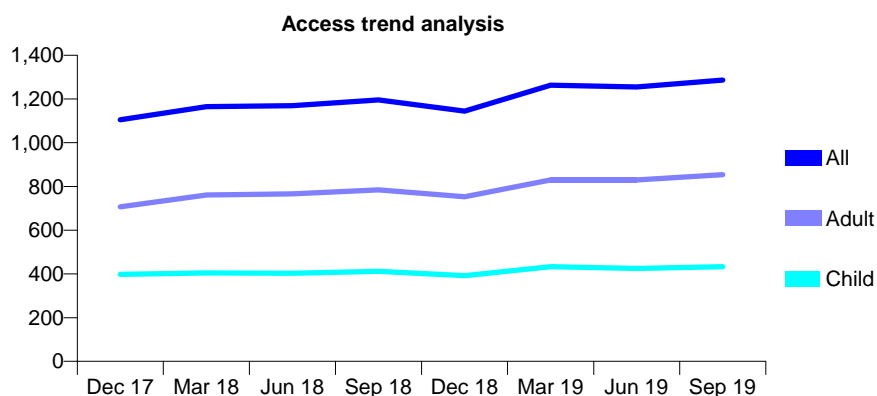
Q46 - Vital Signs At a Glance Contract Report for 772968/0003 - September 2019

Name or company name	MISS SN HUSSAIN
Contract type name	GDS Contract
Purpose of contract	General
Contract start date	01/01/2015
Contract end date	

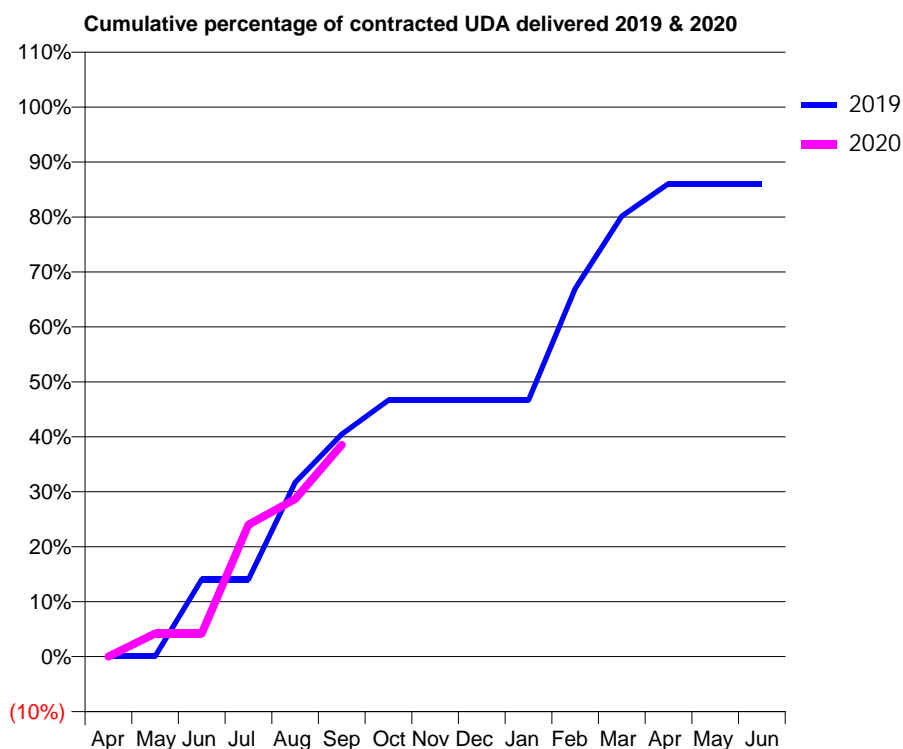
19/20 Contracted general activity (UDA)	2,213
Carry forward general activity (UDA)	0
19/20 Contracted orthodontic activity (UOA)	0
Carry forward orthodontic activity (UOA)	0
Baseline contract value	£62,425.87

ACCESS*

Patients seen in 24 months	Total	Change since previous quarter
Quarter ending September 2018	1,196	
Quarter ending December 2018	1,145	↓
Quarter ending March 2019	1,263	↑
Quarter ending June 2019	1,255	→
Quarter ending September 2019	1,287	↑
Variance since September 2018	7.6%	↑



ACTIVITY



Month	Adjusted Scheduled Activity (UDA)	
	2019	2020
April	2	0
May	2	93
June	311	93
July	311	531
August	702	635
September	895	853
October	1,033	
November	1,033	
December	1,033	
January	1,033	
February	1,483	
March	1,774	
April	1,905	
May	1,905	
June	1,905	

QUALITY

	Quantity	Base Number	Contract	AT	Region	England
% of FP17s for the same patient ID Re-attending within 3 months - Children	38	317	12.0%	11.5%	12.1%	11.5%
% of FP17s for the same patient ID Re-attending within 3 months - Adults	106	623	17.0%	16.1%	15.6%	15.4%
% of FP17s for the same patient ID Re-attending between 3 & 9 months - Children	209	317	65.9%	59.3%	61.2%	59.7%
% of FP17s for the same patient ID Re-attending between 3 & 9 months - Adults	369	623	59.2%	51.9%	54.3%	51.7%
% of FP17s for Band 1 Urgent Courses	54	513	10.5%	10.4%	9.1%	9.2%
% of FP17s Relating to Free Repair or Replacements	5	513	1.0%	0.8%	0.9%	0.7%
% of FP17s Relating to Continuations	3	513	0.6%	0.8%	1.0%	0.8%
% of Patients satisfied with the dentistry they have received	1	1	N/A	92.3%	94.4%	93.5%
% of Patients satisfied with the time they had to wait for an appointment	1	1	N/A	87.3%	88.1%	87.4%

* This is based on patients treated on this contract for their most recent course of treatment. Figures in italics indicate the base number of FP17s or Patient Questionnaire responses are less than 100. N/A is shown where the base number of responses is less than 10 during the period. % is calculated as Quantity/Base number*100

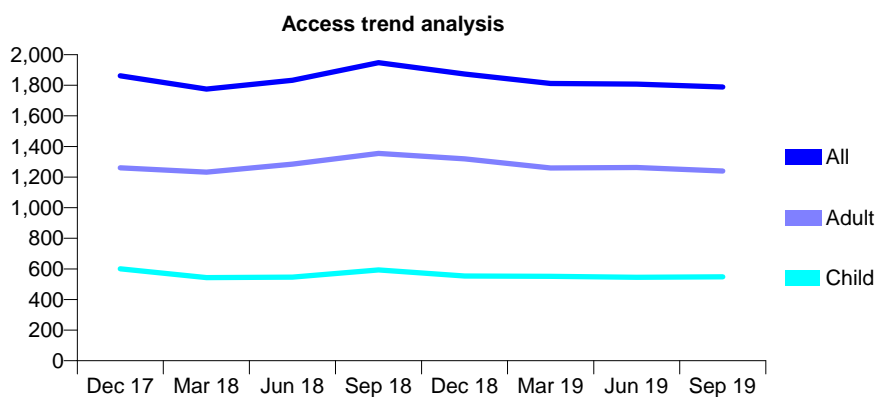
Q46 - Vital Signs At a Glance Contract Report for 773174/0001 - September 2019

Name or company name	MR S AHMED
Contract type name	GDS Contract
Purpose of contract	General
Contract start date	01/04/2006
Contract end date	

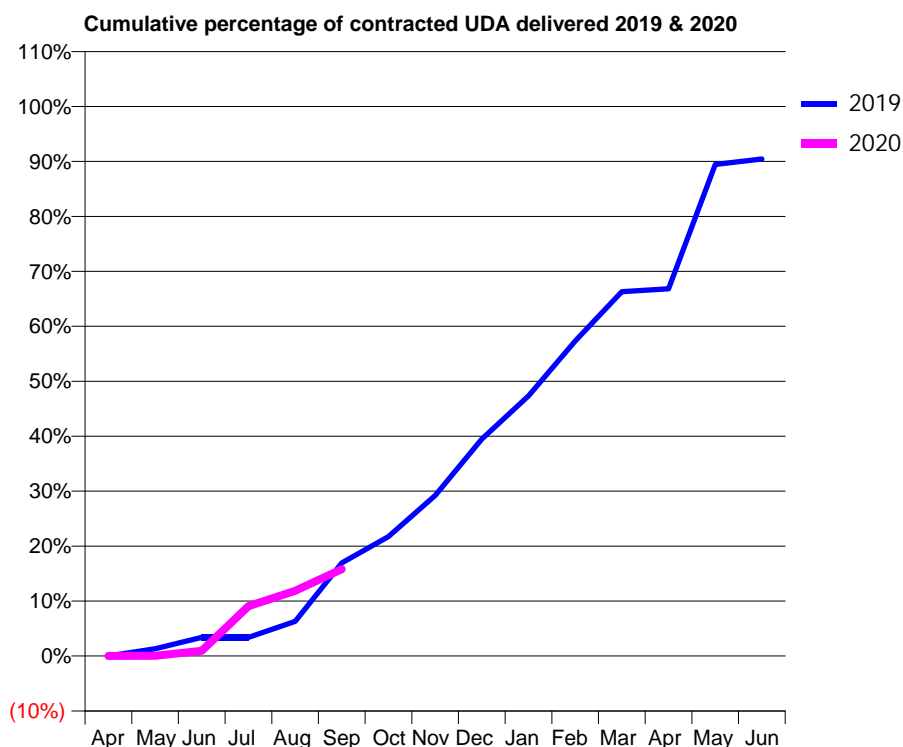
19/20 Contracted general activity (UDA)	8,304
Carry forward general activity (UDA)	0
19/20 Contracted orthodontic activity (UOA)	0
Carry forward orthodontic activity (UOA)	0
Baseline contract value	£285,388.58

ACCESS*

Patients seen in 24 months	Total	Change since previous quarter
Quarter ending September 2018	1,948	
Quarter ending December 2018	1,873	↓
Quarter ending March 2019	1,812	↓
Quarter ending June 2019	1,808	→
Quarter ending September 2019	1,789	↓
Variance since September 2018	(8.2%)	↓



ACTIVITY



Month	Adjusted Scheduled Activity (UDA)	
	2019	2020
April	0	0
May	111	2
June	284	79
July	284	752
August	525	987
September	1,408	1,312
October	1,807	
November	2,427	
December	3,278	
January	3,931	
February	4,760	
March	5,506	
April	5,548	
May	7,429	
June	7,510	

QUALITY

	Quantity	Base Number	Contract	AT	Region	England
% of FP17s for the same patient ID Re-attending within 3 months - Children	5	227	2.2%	11.5%	12.1%	11.5%
% of FP17s for the same patient ID Re-attending within 3 months - Adults	54	515	10.5%	16.1%	15.6%	15.4%
% of FP17s for the same patient ID Re-attending between 3 & 9 months - Children	54	227	23.8%	59.3%	61.2%	59.7%
% of FP17s for the same patient ID Re-attending between 3 & 9 months - Adults	139	515	27.0%	51.9%	54.3%	51.7%
% of FP17s for Band 1 Urgent Courses	22	442	5.0%	10.4%	9.1%	9.2%
% of FP17s Relating to Free Repair or Replacements	6	442	1.4%	0.8%	0.9%	0.7%
% of FP17s Relating to Continuations	0	442	0.0%	0.8%	1.0%	0.8%
% of Patients satisfied with the dentistry they have received	2	3	N/A	92.3%	94.4%	93.5%
% of Patients satisfied with the time they had to wait for an appointment	2	3	N/A	87.3%	88.1%	87.4%

* This is based on patients treated on this contract for their most recent course of treatment. Figures in italics indicate the base number of FP17s or Patient Questionnaire responses are less than 100. N/A is shown where the base number of responses is less than 10 during the period. % is calculated as Quantity/Base number*100

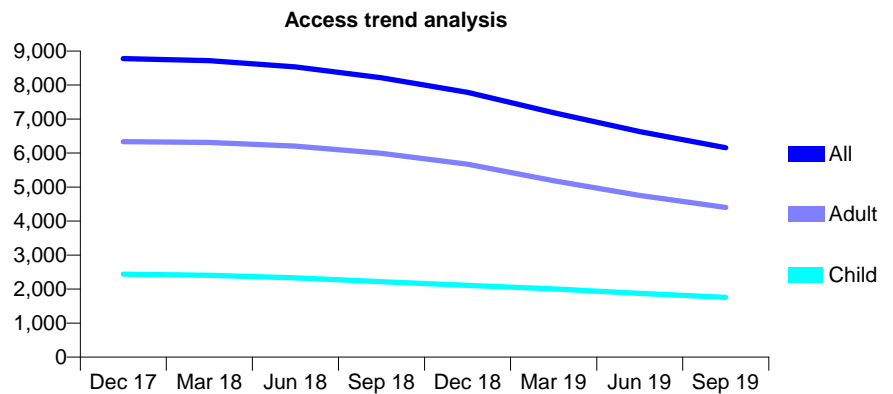
Q46 - Vital Signs At a Glance Contract Report for 780871/0001 - September 2019

Name or company name	MR R KHAN
Contract type name	GDS Contract
Purpose of contract	General
Contract start date	01/04/2006
Contract end date	

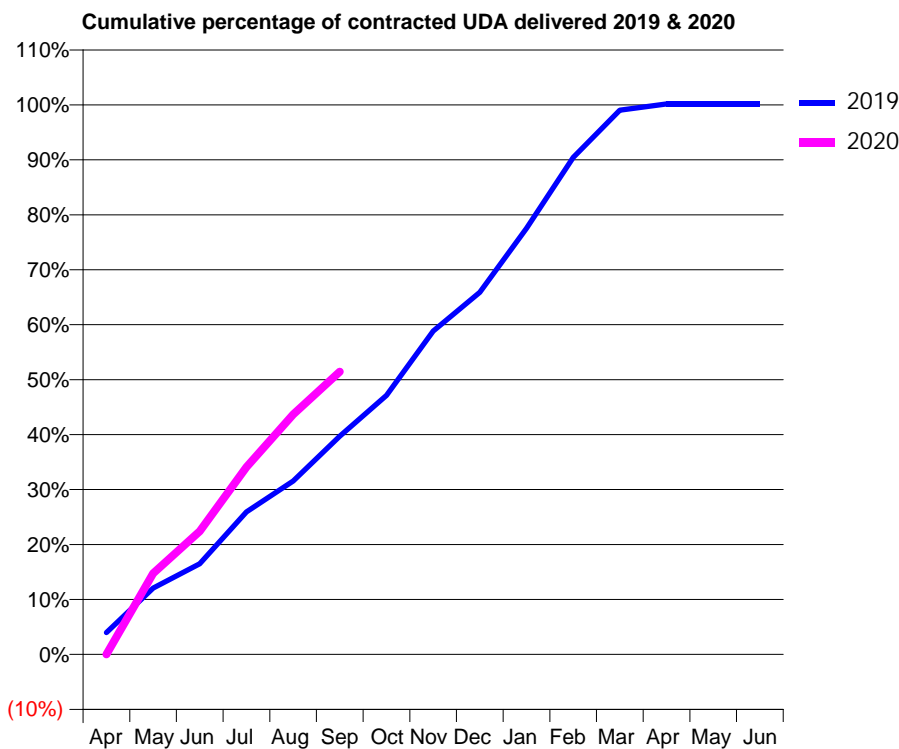
19/20 Contracted general activity (UDA)	13,263
Carry forward general activity (UDA)	0
19/20 Contracted orthodontic activity (UOA)	0
Carry forward orthodontic activity (UOA)	0
Baseline contract value	£394,956.31

ACCESS*

Patients seen in 24 months	Total	Change since previous quarter
Quarter ending September 2018	8,213	
Quarter ending December 2018	7,785	↓
Quarter ending March 2019	7,192	↓
Quarter ending June 2019	6,633	↓
Quarter ending September 2019	6,160	↓
Variance since September 2018	(25.0%)	↓



ACTIVITY



Month	Adjusted Scheduled Activity (UDA)	
	2019	2020
April	531	0
May	1,602	1,956
June	2,190	2,971
July	3,440	4,520
August	4,186	5,792
September	5,268	6,826
October	6,251	
November	7,803	
December	8,739	
January	10,286	
February	11,993	
March	13,132	
April	13,283	
May	13,284	
June	13,284	

QUALITY

	Quantity	Base Number	Contract	AT	Region	England
% of FP17s for the same patient ID Re-attending within 3 months - Children	63	895	7.0%	11.5%	12.1%	11.5%
% of FP17s for the same patient ID Re-attending within 3 months - Adults	265	2,101	12.6%	16.1%	15.6%	15.4%
% of FP17s for the same patient ID Re-attending between 3 & 9 months - Children	323	895	36.1%	59.3%	61.2%	59.7%
% of FP17s for the same patient ID Re-attending between 3 & 9 months - Adults	824	2,101	39.2%	51.9%	54.3%	51.7%
% of FP17s for Band 1 Urgent Courses	384	2,887	13.3%	10.4%	9.1%	9.2%
% of FP17s Relating to Free Repair or Replacements	39	2,887	1.4%	0.8%	0.9%	0.7%
% of FP17s Relating to Continuations	4	2,887	0.1%	0.8%	1.0%	0.8%
% of Patients satisfied with the dentistry they have received	2	2	N/A	92.3%	94.4%	93.5%
% of Patients satisfied with the time they had to wait for an appointment	2	2	N/A	87.3%	88.1%	87.4%

* This is based on patients treated on this contract for their most recent course of treatment. Figures in italics indicate the base number of FP17s or Patient Questionnaire responses are less than 100. N/A is shown where the base number of responses is less than 10 during the period. % is calculated as Quantity/Base number*100

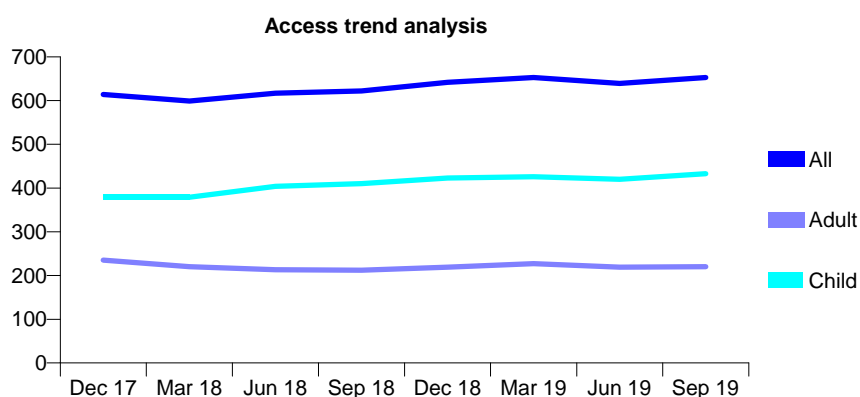
Q46 - Vital Signs At a Glance Contract Report for 803375/0001 - September 2019

Name or company name	MISS SR WOOLF
Contract type name	GDS Contract
Purpose of contract	General
Contract start date	01/04/2006
Contract end date	

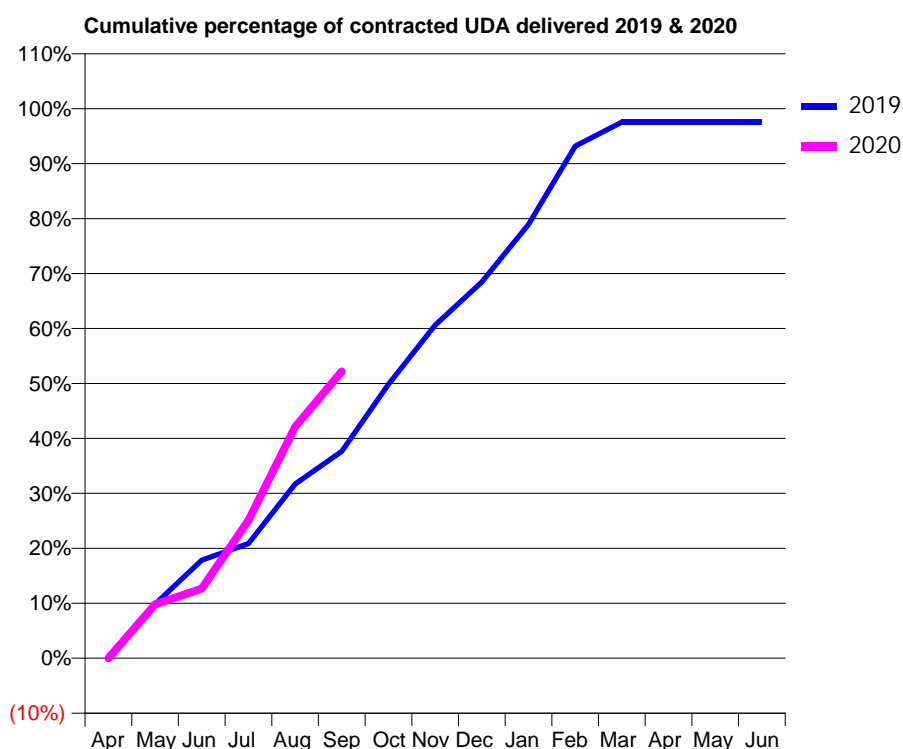
19/20 Contracted general activity (UDA)	1,715
Carry forward general activity (UDA)	0
19/20 Contracted orthodontic activity (UOA)	0
Carry forward orthodontic activity (UOA)	0
Baseline contract value	£66,569.55

ACCESS*

Patients seen in 24 months	Total	Change since previous quarter
Quarter ending September 2018	622	
Quarter ending December 2018	642	↑
Quarter ending March 2019	653	→
Quarter ending June 2019	639	↓
Quarter ending September 2019	653	↑
Variance since September 2018	5.0%	↑



ACTIVITY



Month	2019	2020
April	4	0
May	169	168
June	306	217
July	358	430
August	544	722
September	646	895
October	855	
November	1,040	
December	1,174	
January	1,354	
February	1,598	
March	1,673	
April	1,673	
May	1,673	
June	1,673	

QUALITY

	Quantity	Base Number	Contract	AT	Region	England
% of FP17s for the same patient ID Re-attending within 3 months - Children	15	256	5.9%	11.5%	12.1%	11.5%
% of FP17s for the same patient ID Re-attending within 3 months - Adults	12	100	12.0%	16.1%	15.6%	15.4%
% of FP17s for the same patient ID Re-attending between 3 & 9 months - Children	127	256	49.6%	59.3%	61.2%	59.7%
% of FP17s for the same patient ID Re-attending between 3 & 9 months - Adults	30	100	30.0%	51.9%	54.3%	51.7%
% of FP17s for Band 1 Urgent Courses	0	354	0.0%	10.4%	9.1%	9.2%
% of FP17s Relating to Free Repair or Replacements	0	354	0.0%	0.8%	0.9%	0.7%
% of FP17s Relating to Continuations	0	354	0.0%	0.8%	1.0%	0.8%
% of Patients satisfied with the dentistry they have received	7	7	N/A	92.3%	94.4%	93.5%
% of Patients satisfied with the time they had to wait for an appointment	7	7	N/A	87.3%	88.1%	87.4%

* This is based on patients treated on this contract for their most recent course of treatment.

Figures in italics indicate the base number of FP17s or Patient Questionnaire responses are less than 100. N/A is shown where the base number of responses is less than 10 during the period. % is calculated as Quantity/Base number*100

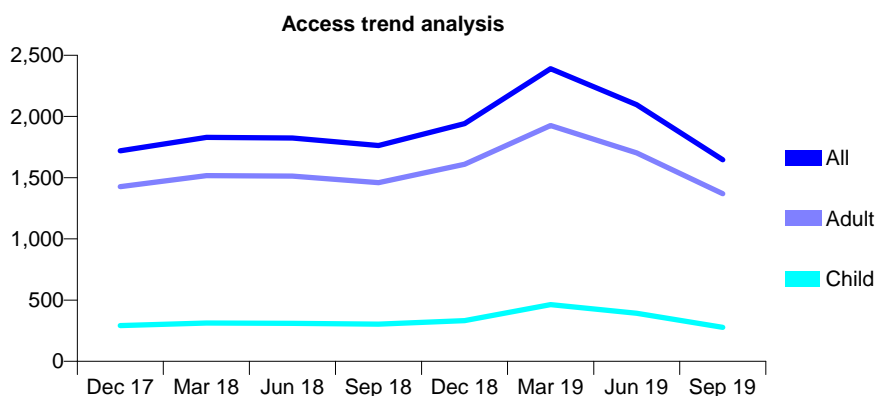
Q46 - Vital Signs At a Glance Contract Report for 819883/0002 - September 2019

Name or company name	Joubert & Taylor
Contract type name	GDS Contract
Purpose of contract	General
Contract start date	01/04/2006
Contract end date	

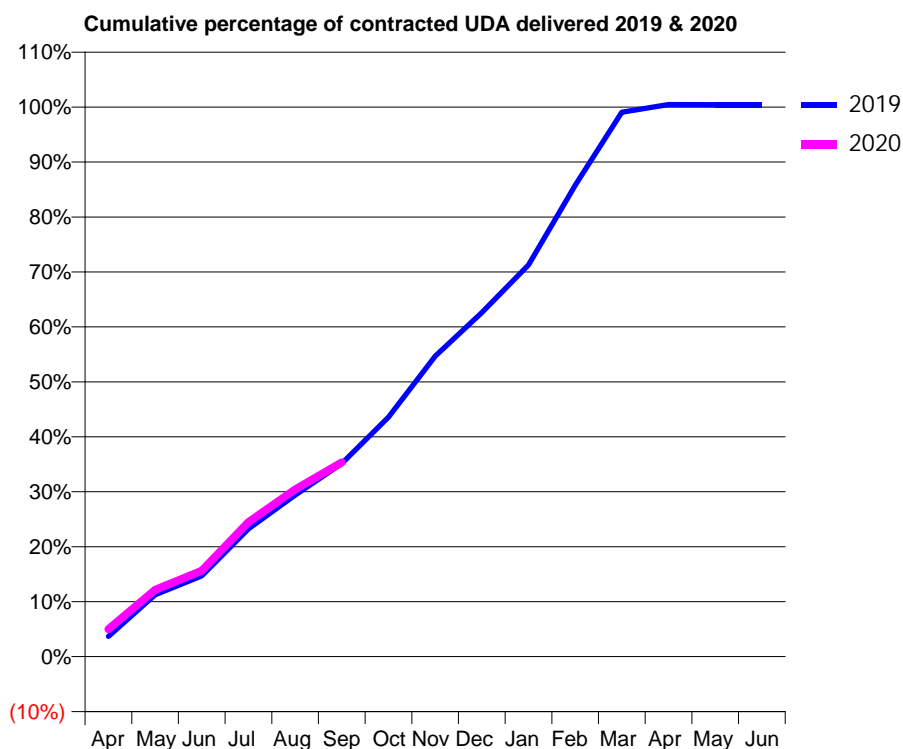
19/20 Contracted general activity (UDA)	6,065
Carry forward general activity (UDA)	0
19/20 Contracted orthodontic activity (UOA)	0
Carry forward orthodontic activity (UOA)	0
Baseline contract value	£143,782.79

ACCESS*

Patients seen in 24 months	Total	Change since previous quarter
Quarter ending September 2018	1,763	
Quarter ending December 2018	1,942	↑
Quarter ending March 2019	2,391	↑
Quarter ending June 2019	2,096	↓
Quarter ending September 2019	1,647	↓
Variance since September 2018	(6.6%)	↓



ACTIVITY



Month	Adjusted Scheduled Activity (UDA)	
	2019	2020
April	223	305
May	683	738
June	891	946
July	1,410	1,485
August	1,782	1,845
September	2,133	2,144
October	2,642	
November	3,317	
December	3,797	
January	4,323	
February	5,202	
March	6,007	
April	6,092	
May	6,091	
June	6,091	

QUALITY

	Quantity	Base Number	Contract	AT	Region	England
% of FP17s for the same patient ID Re-attending within 3 months - Children	22	205	10.7%	11.5%	12.1%	11.5%
% of FP17s for the same patient ID Re-attending within 3 months - Adults	181	1,101	16.4%	16.1%	15.6%	15.4%
% of FP17s for the same patient ID Re-attending between 3 & 9 months - Children	138	205	67.3%	59.3%	61.2%	59.7%
% of FP17s for the same patient ID Re-attending between 3 & 9 months - Adults	733	1,101	66.6%	51.9%	54.3%	51.7%
% of FP17s for Band 1 Urgent Courses	78	1,260	6.2%	10.4%	9.1%	9.2%
% of FP17s Relating to Free Repair or Replacements	2	1,260	0.2%	0.8%	0.9%	0.7%
% of FP17s Relating to Continuations	9	1,260	0.7%	0.8%	1.0%	0.8%
% of Patients satisfied with the dentistry they have received	1	1	N/A	92.3%	94.4%	93.5%
% of Patients satisfied with the time they had to wait for an appointment	1	1	N/A	87.3%	88.1%	87.4%

* This is based on patients treated on this contract for their most recent course of treatment. Figures in italics indicate the base number of FP17s or Patient Questionnaire responses are less than 100. N/A is shown where the base number of responses is less than 10 during the period. % is calculated as Quantity/Base number*100

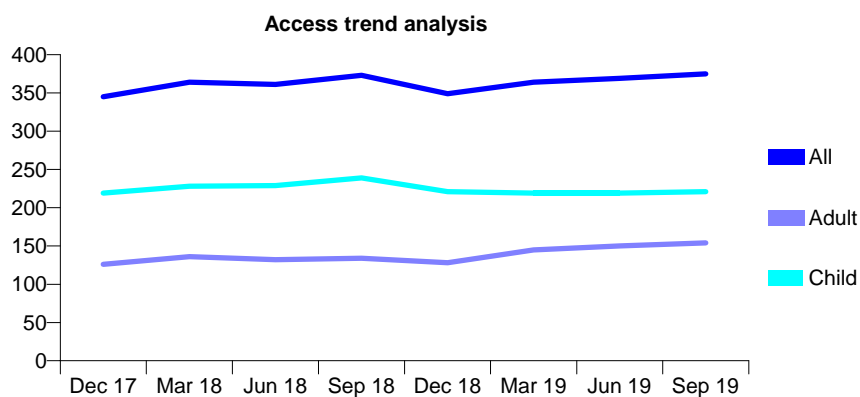
Q46 - Vital Signs At a Glance Contract Report for 824372/0001 - September 2019

Name or company name	MRS LR DOVER
Contract type name	GDS Contract
Purpose of contract	General and Orthodontic
Contract start date	01/04/2006
Contract end date	

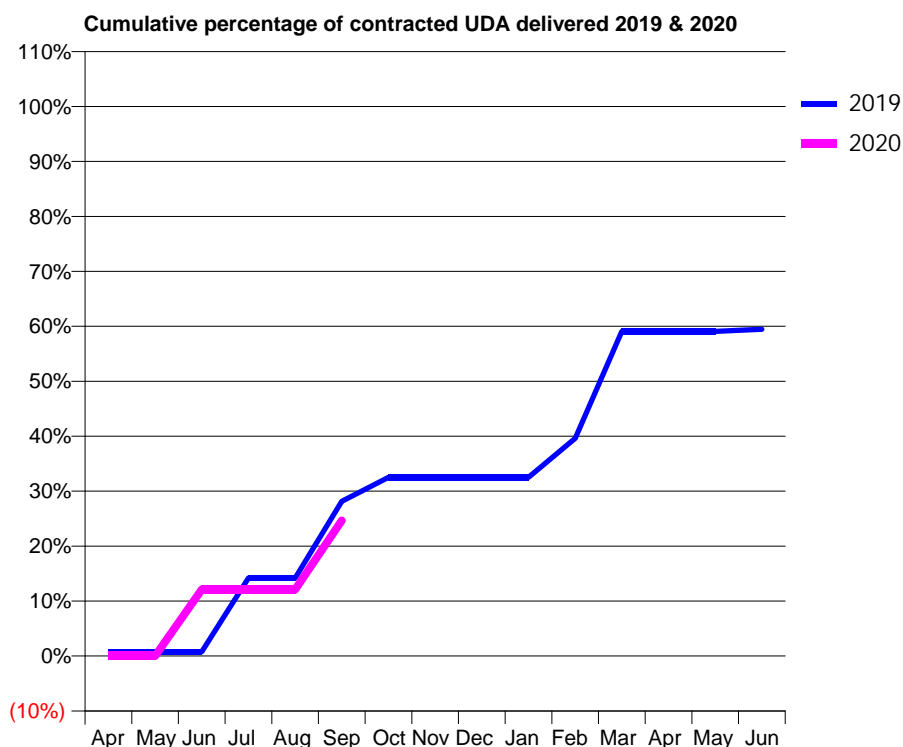
19/20 Contracted general activity (UDA)	760
Carry forward general activity (UDA)	0
19/20 Contracted orthodontic activity (UOA)	376
Carry forward orthodontic activity (UOA)	0
Baseline contract value	£35,714.27

ACCESS*

Patients seen in 24 months	Total	Change since previous quarter
Quarter ending September 2018	373	
Quarter ending December 2018	349	↓
Quarter ending March 2019	364	↑
Quarter ending June 2019	369	→
Quarter ending September 2019	375	→
Variance since September 2018	0.5%	→



ACTIVITY



Month	Adjusted Scheduled Activity (UDA)	
	2019	2020
April	6	0
May	6	0
June	6	92
July	108	92
August	108	92
September	214	187
October	247	
November	247	
December	247	
January	247	
February	301	
March	449	
April	449	
May	449	
June	452	

QUALITY

	Quantity	Base Number	Contract	AT	Region	England
% of FP17s for the same patient ID Re-attending within 3 months - Children	5	118	4.2%	11.5%	12.1%	11.5%
% of FP17s for the same patient ID Re-attending within 3 months - Adults	4	62	6.5%	16.1%	15.6%	15.4%
% of FP17s for the same patient ID Re-attending between 3 & 9 months - Children	48	118	40.7%	59.3%	61.2%	59.7%
% of FP17s for the same patient ID Re-attending between 3 & 9 months - Adults	29	62	46.8%	51.9%	54.3%	51.7%
% of FP17s for Band 1 Urgent Courses	2	159	1.3%	10.4%	9.1%	9.2%
% of FP17s Relating to Free Repair or Replacements	0	159	0.0%	0.8%	0.9%	0.7%
% of FP17s Relating to Continuations	4	159	2.5%	0.8%	1.0%	0.8%
% of Patients satisfied with the dentistry they have received	0	0	N/A	92.3%	94.4%	93.5%
% of Patients satisfied with the time they had to wait for an appointment	0	0	N/A	87.3%	88.1%	87.4%

* This is based on patients treated on this contract for their most recent course of treatment. Figures in italics indicate the base number of FP17s or Patient Questionnaire responses are less than 100. N/A is shown where the base number of responses is less than 10 during the period. % is calculated as Quantity/Base number*100

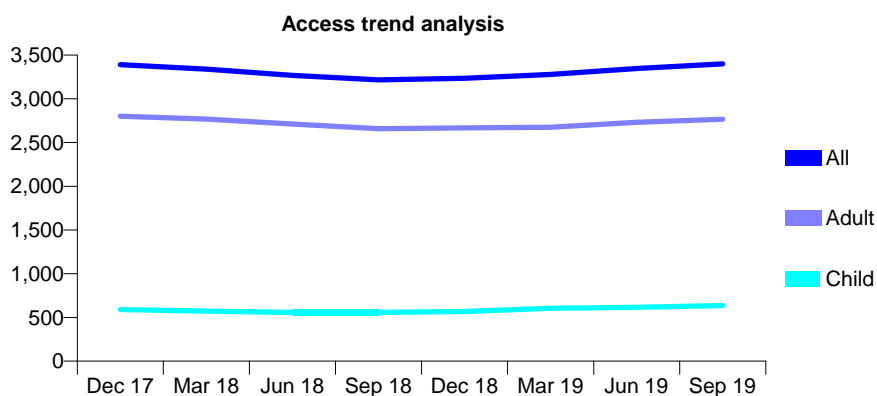
Q46 - Vital Signs At a Glance Contract Report for 825093/0002 - September 2019

Name or company name	MR MA NASEEM
Contract type name	GDS Contract
Purpose of contract	General
Contract start date	01/04/2006
Contract end date	

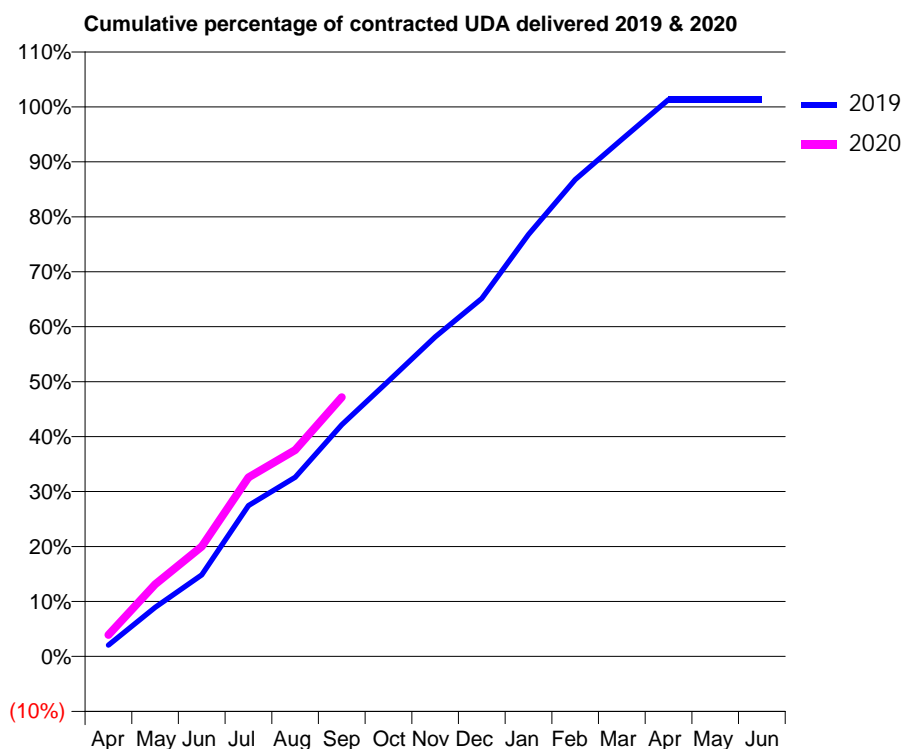
19/20 Contracted general activity (UDA)	13,932
Carry forward general activity (UDA)	0
19/20 Contracted orthodontic activity (UOA)	0
Carry forward orthodontic activity (UOA)	0
Baseline contract value	£334,768.69

ACCESS*

Patients seen in 24 months	Total	Change since previous quarter
Quarter ending September 2018	3,216	
Quarter ending December 2018	3,236	→
Quarter ending March 2019	3,278	→
Quarter ending June 2019	3,346	↑
Quarter ending September 2019	3,400	→
Variance since September 2018	5.7%	↑



ACTIVITY



Month	2019	2020
April	287	546
May	1,242	1,827
June	2,066	2,783
July	3,824	4,538
August	4,541	5,231
September	5,873	6,571
October	6,980	
November	8,100	
December	9,071	
January	10,697	
February	12,087	
March	13,106	
April	14,115	
May	14,115	
June	14,115	

QUALITY

	Quantity	Base Number	Contract	AT	Region	England
% of FP17s for the same patient ID Re-attending within 3 months - Children	50	496	10.1%	11.5%	12.1%	11.5%
% of FP17s for the same patient ID Re-attending within 3 months - Adults	352	2,250	15.6%	16.1%	15.6%	15.4%
% of FP17s for the same patient ID Re-attending between 3 & 9 months - Children	310	496	62.5%	59.3%	61.2%	59.7%
% of FP17s for the same patient ID Re-attending between 3 & 9 months - Adults	1,363	2,250	60.6%	51.9%	54.3%	51.7%
% of FP17s for Band 1 Urgent Courses	9	2,416	0.4%	10.4%	9.1%	9.2%
% of FP17s Relating to Free Repair or Replacements	36	2,416	1.5%	0.8%	0.9%	0.7%
% of FP17s Relating to Continuations	51	2,416	2.1%	0.8%	1.0%	0.8%
% of Patients satisfied with the dentistry they have received	11	12	91.7%	92.3%	94.4%	93.5%
% of Patients satisfied with the time they had to wait for an appointment	11	12	91.7%	87.3%	88.1%	87.4%

* This is based on patients treated on this contract for their most recent course of treatment. Figures in italics indicate the base number of FP17s or Patient Questionnaire responses are less than 100. N/A is shown where the base number of responses is less than 10 during the period. % is calculated as Quantity/Base number*100

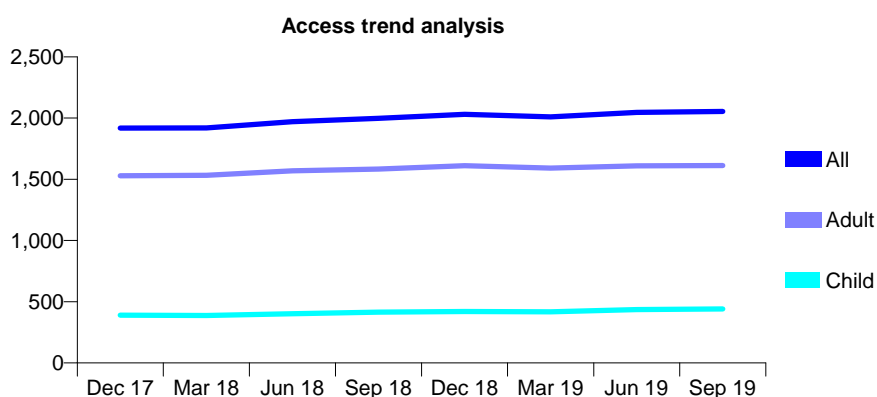
Q46 - Vital Signs At a Glance Contract Report for 830690/0001 - September 2019

Name or company name	MR MF MOHAMMED
Contract type name	GDS Contract
Purpose of contract	General
Contract start date	07/04/2006
Contract end date	

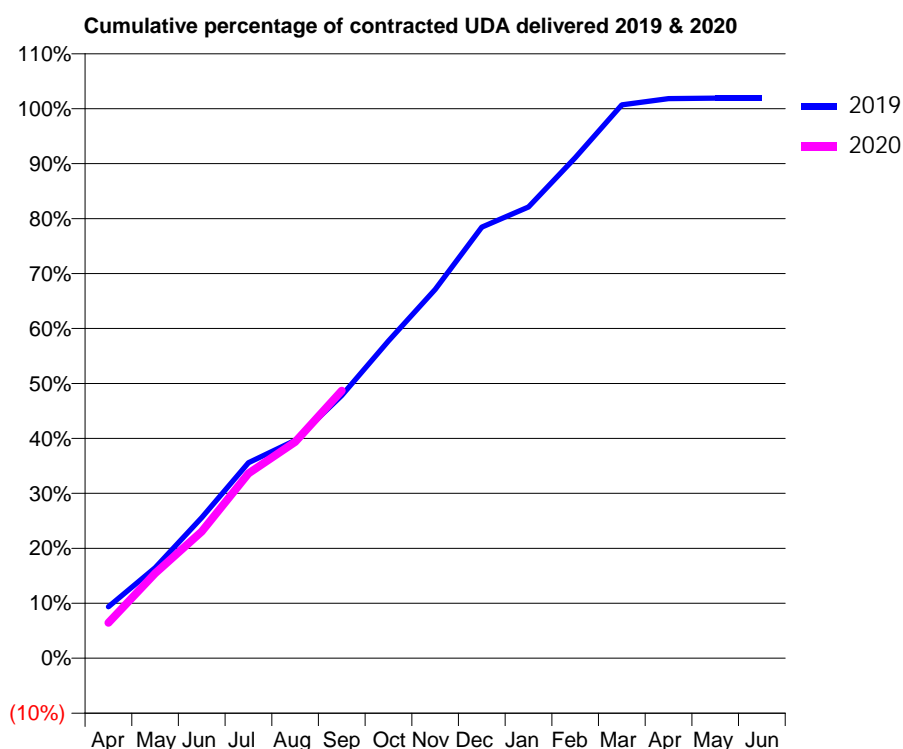
19/20 Contracted general activity (UDA)	5,878
Carry forward general activity (UDA)	0
19/20 Contracted orthodontic activity (UOA)	0
Carry forward orthodontic activity (UOA)	0
Baseline contract value	£189,180.15

ACCESS*

Patients seen in 24 months	Total	Change since previous quarter
Quarter ending September 2018	1,998	
Quarter ending December 2018	2,031	→
Quarter ending March 2019	2,010	↓
Quarter ending June 2019	2,046	→
Quarter ending September 2019	2,054	→
Variance since September 2018	2.8%	↑



ACTIVITY



Adjusted Scheduled Activity (UDA)		
Month	2019	2020
April	550	379
May	968	907
June	1,505	1,356
July	2,091	1,976
August	2,331	2,315
September	2,809	2,860
October	3,394	
November	3,945	
December	4,611	
January	4,826	
February	5,353	
March	5,919	
April	5,986	
May	5,991	
June	5,991	

QUALITY

	Quantity	Base Number	Contract	AT	Region	England
% of FP17s for the same patient ID Re-attending within 3 months - Children	50	361	13.9%	11.5%	12.1%	11.5%
% of FP17s for the same patient ID Re-attending within 3 months - Adults	148	1,017	14.6%	16.1%	15.6%	15.4%
% of FP17s for the same patient ID Re-attending between 3 & 9 months - Children	185	361	51.2%	59.3%	61.2%	59.7%
% of FP17s for the same patient ID Re-attending between 3 & 9 months - Adults	479	1,017	47.1%	51.9%	54.3%	51.7%
% of FP17s for Band 1 Urgent Courses	70	1,338	5.2%	10.4%	9.1%	9.2%
% of FP17s Relating to Free Repair or Replacements	18	1,338	1.3%	0.8%	0.9%	0.7%
% of FP17s Relating to Continuations	25	1,338	1.9%	0.8%	1.0%	0.8%
% of Patients satisfied with the dentistry they have received	1	1	N/A	92.3%	94.4%	93.5%
% of Patients satisfied with the time they had to wait for an appointment	1	1	N/A	87.3%	88.1%	87.4%

* This is based on patients treated on this contract for their most recent course of treatment.

Figures in italics indicate the base number of FP17s or Patient Questionnaire responses are less than 100. N/A is shown where the base number of responses is less than 10 during the period. % is calculated as Quantity/Base number*100

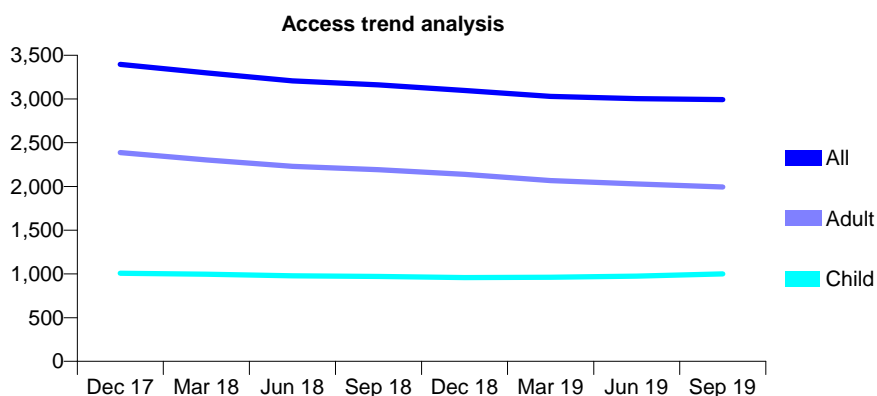
Q46 - Vital Signs At a Glance Contract Report for 830690/0002 - September 2019

Name or company name	MR MF MOHAMMED
Contract type name	GDS Contract
Purpose of contract	General
Contract start date	01/10/2008
Contract end date	

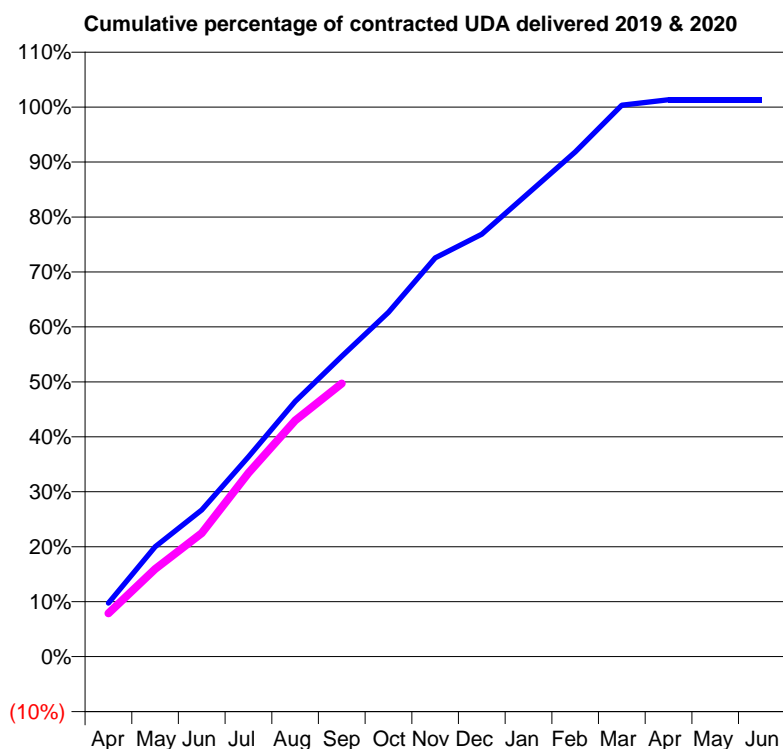
19/20 Contracted general activity (UDA)	8,000
Carry forward general activity (UDA)	0
19/20 Contracted orthodontic activity (UOA)	0
Carry forward orthodontic activity (UOA)	0
Baseline contract value	£222,488.07

ACCESS*

Patients seen in 24 months	Total	Change since previous quarter
Quarter ending September 2018	3,160	
Quarter ending December 2018	3,097	↓
Quarter ending March 2019	3,029	↓
Quarter ending June 2019	3,003	→
Quarter ending September 2019	2,993	→
Variance since September 2018	(5.3%)	↓



ACTIVITY



Month	Adjusted Scheduled Activity (UDA)	
	2019	2020
April	779	630
May	1,600	1,277
June	2,136	1,796
July	2,909	2,674
August	3,714	3,436
September	4,371	3,975
October	5,011	
November	5,804	
December	6,149	
January	6,748	
February	7,347	
March	8,027	
April	8,106	
May	8,106	
June	8,106	

QUALITY

	Quantity	Base Number	Contract	AT	Region	England
% of FP17s for the same patient ID Re-attending within 3 months - Children	93	953	9.8%	11.5%	12.1%	11.5%
% of FP17s for the same patient ID Re-attending within 3 months - Adults	177	1,340	13.2%	16.1%	15.6%	15.4%
% of FP17s for the same patient ID Re-attending between 3 & 9 months - Children	595	953	62.4%	59.3%	61.2%	59.7%
% of FP17s for the same patient ID Re-attending between 3 & 9 months - Adults	703	1,340	52.5%	51.9%	54.3%	51.7%
% of FP17s for Band 1 Urgent Courses	203	2,222	9.1%	10.4%	9.1%	9.2%
% of FP17s Relating to Free Repair or Replacements	32	2,222	1.4%	0.8%	0.9%	0.7%
% of FP17s Relating to Continuations	9	2,222	0.4%	0.8%	1.0%	0.8%
% of Patients satisfied with the dentistry they have received	2	2	N/A	92.3%	94.4%	93.5%
% of Patients satisfied with the time they had to wait for an appointment	2	2	N/A	87.3%	88.1%	87.4%

* This is based on patients treated on this contract for their most recent course of treatment. Figures in italics indicate the base number of FP17s or Patient Questionnaire responses are less than 100. N/A is shown where the base number of responses is less than 10 during the period. % is calculated as Quantity/Base number*100

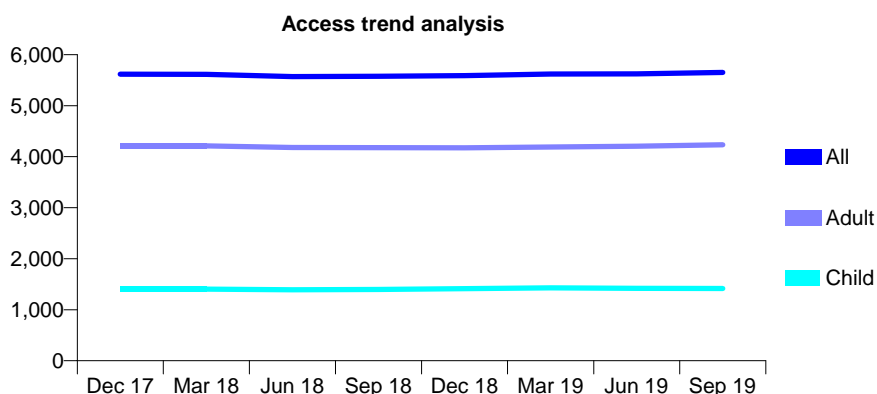
Q46 - Vital Signs At a Glance Contract Report for 830739/0001 - September 2019

Name or company name	MR AC MOSS
Contract type name	GDS Contract
Purpose of contract	General
Contract start date	01/04/2006
Contract end date	

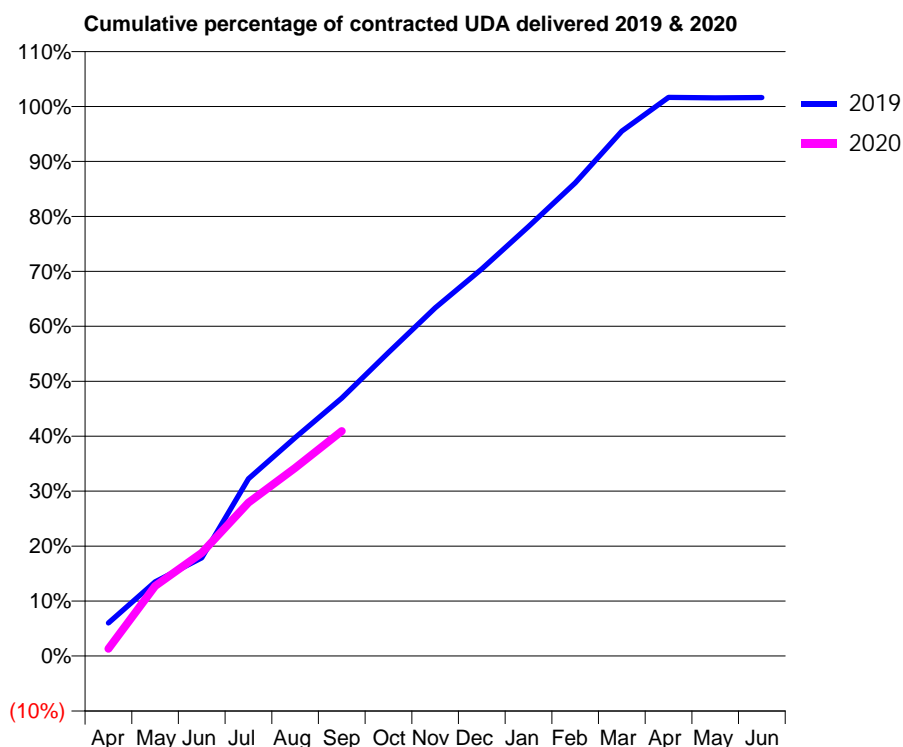
19/20 Contracted general activity (UDA)	15,000
Carry forward general activity (UDA)	0
19/20 Contracted orthodontic activity (UOA)	0
Carry forward orthodontic activity (UOA)	0
Baseline contract value	£415,906.54

ACCESS*

Patients seen in 24 months	Total	Change since previous quarter
Quarter ending September 2018	5,574	
Quarter ending December 2018	5,588	→
Quarter ending March 2019	5,619	→
Quarter ending June 2019	5,625	→
Quarter ending September 2019	5,650	→
Variance since September 2018	1.4%	→



ACTIVITY



Month	Adjusted Scheduled Activity (UDA)	
	2019	2020
April	903	198
May	2,025	1,912
June	2,679	2,814
July	4,840	4,189
August	5,962	5,133
September	7,036	6,138
October	8,285	
November	9,501	
December	10,565	
January	11,721	
February	12,912	
March	14,324	
April	15,247	
May	15,236	
June	15,242	

QUALITY

	Quantity	Base Number	Contract	AT	Region	England
% of FP17s for the same patient ID Re-attending within 3 months - Children	66	1,130	5.8%	11.5%	12.1%	11.5%
% of FP17s for the same patient ID Re-attending within 3 months - Adults	376	3,010	12.5%	16.1%	15.6%	15.4%
% of FP17s for the same patient ID Re-attending between 3 & 9 months - Children	756	1,130	66.9%	59.3%	61.2%	59.7%
% of FP17s for the same patient ID Re-attending between 3 & 9 months - Adults	1,669	3,010	55.4%	51.9%	54.3%	51.7%
% of FP17s for Band 1 Urgent Courses	196	3,625	5.4%	10.4%	9.1%	9.2%
% of FP17s Relating to Free Repair or Replacements	21	3,625	0.6%	0.8%	0.9%	0.7%
% of FP17s Relating to Continuations	12	3,625	0.3%	0.8%	1.0%	0.8%
% of Patients satisfied with the dentistry they have received	2	2	N/A	92.3%	94.4%	93.5%
% of Patients satisfied with the time they had to wait for an appointment	2	2	N/A	87.3%	88.1%	87.4%

* This is based on patients treated on this contract for their most recent course of treatment. Figures in italics indicate the base number of FP17s or Patient Questionnaire responses are less than 100. N/A is shown where the base number of responses is less than 10 during the period. % is calculated as Quantity/Base number*100

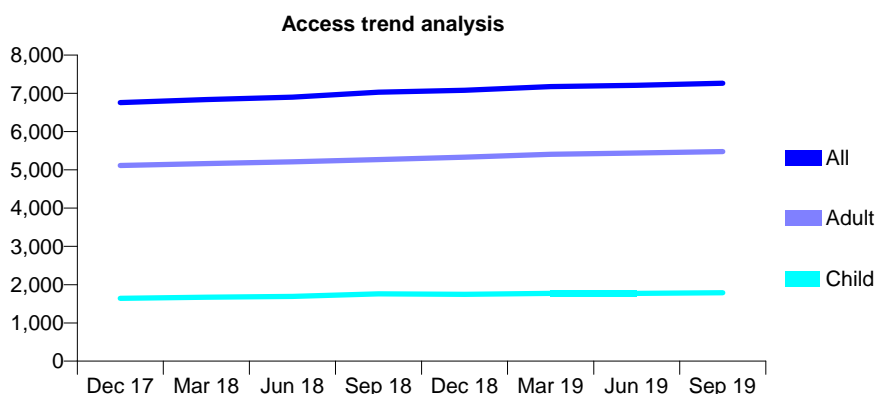
Q46 - Vital Signs At a Glance Contract Report for 839183/0001 - September 2019

Name or company name	MR TP BARNETT
Contract type name	GDS Contract
Purpose of contract	General
Contract start date	01/04/2006
Contract end date	

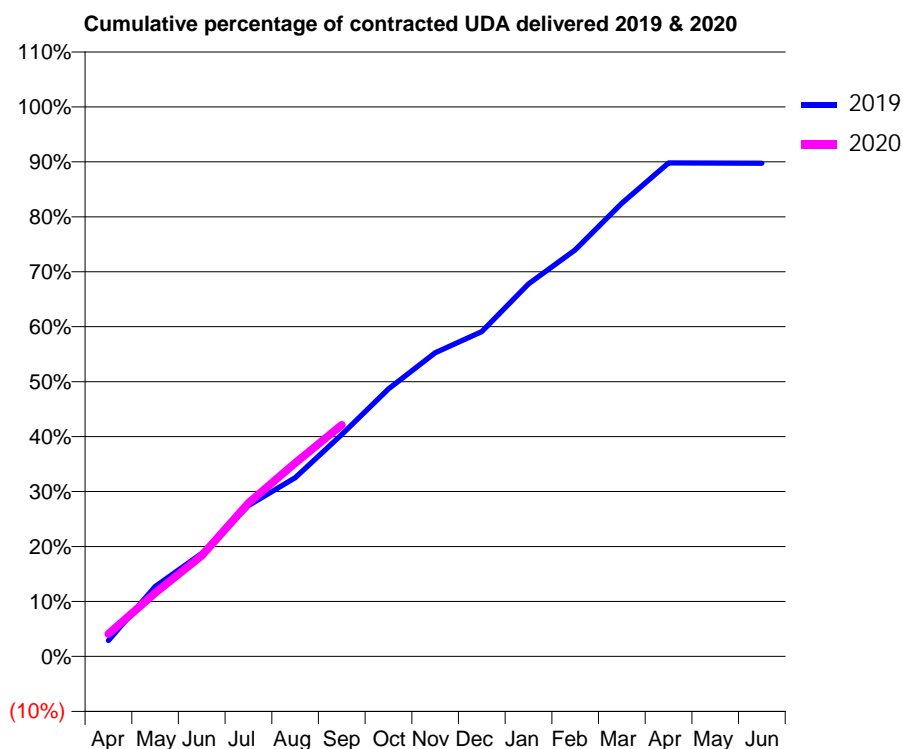
19/20 Contracted general activity (UDA)	25,728
Carry forward general activity (UDA)	0
19/20 Contracted orthodontic activity (UOA)	0
Carry forward orthodontic activity (UOA)	0
Baseline contract value	£756,984.40

ACCESS*

Patients seen in 24 months	Total	Change since previous quarter
Quarter ending September 2018	7,029	
Quarter ending December 2018	7,079	→
Quarter ending March 2019	7,177	→
Quarter ending June 2019	7,212	→
Quarter ending September 2019	7,263	→
Variance since September 2018	3.3%	↑



ACTIVITY



Adjusted Scheduled Activity (UDA)		
Month	2019	2020
April	743	1,051
May	3,273	2,969
June	4,825	4,716
July	7,065	7,184
August	8,360	9,056
September	10,387	10,832
October	12,520	
November	14,220	
December	15,209	
January	17,443	
February	19,030	
March	21,217	
April	23,102	
May	23,096	
June	23,093	

QUALITY

	Quantity	Base Number	Contract	AT	Region	England
% of FP17s for the same patient ID Re-attending within 3 months - Children	331	1,862	17.8%	11.5%	12.1%	11.5%
% of FP17s for the same patient ID Re-attending within 3 months - Adults	793	4,879	16.3%	16.1%	15.6%	15.4%
% of FP17s for the same patient ID Re-attending between 3 & 9 months - Children	1,124	1,862	60.4%	59.3%	61.2%	59.7%
% of FP17s for the same patient ID Re-attending between 3 & 9 months - Adults	3,120	4,879	63.9%	51.9%	54.3%	51.7%
% of FP17s for Band 1 Urgent Courses	417	5,527	7.5%	10.4%	9.1%	9.2%
% of FP17s Relating to Free Repair or Replacements	63	5,527	1.1%	0.8%	0.9%	0.7%
% of FP17s Relating to Continuations	58	5,527	1.0%	0.8%	1.0%	0.8%
% of Patients satisfied with the dentistry they have received	1	1	N/A	92.3%	94.4%	93.5%
% of Patients satisfied with the time they had to wait for an appointment	0	1	N/A	87.3%	88.1%	87.4%

* This is based on patients treated on this contract for their most recent course of treatment. Figures in italics indicate the base number of FP17s or Patient Questionnaire responses are less than 100. N/A is shown where the base number of responses is less than 10 during the period. % is calculated as Quantity/Base number*100

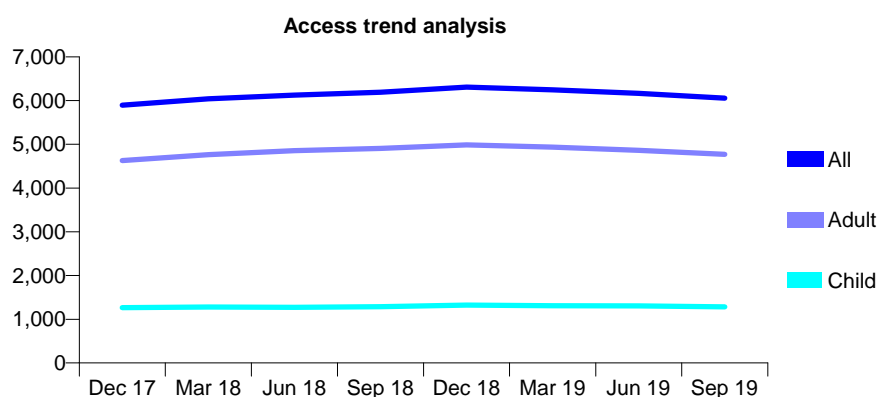
Q46 - Vital Signs At a Glance Contract Report for 839191/0001 - September 2019

Name or company name	Mr S Karim-Shoshtari
Contract type name	GDS Contract
Purpose of contract	General
Contract start date	01/04/2006
Contract end date	

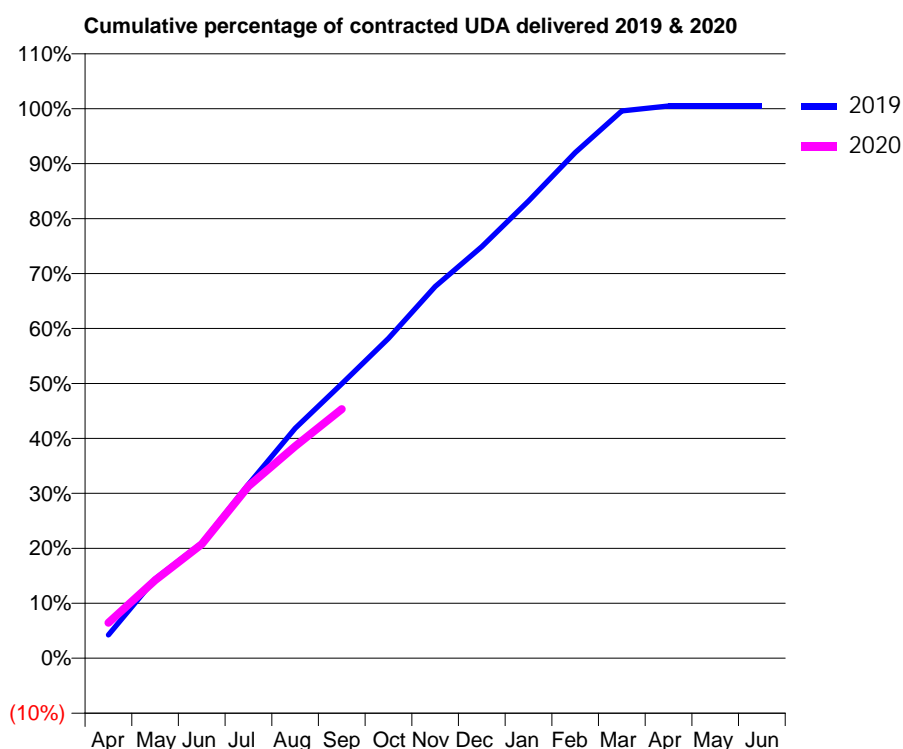
19/20 Contracted general activity (UDA)	17,403
Carry forward general activity (UDA)	0
19/20 Contracted orthodontic activity (UOA)	0
Carry forward orthodontic activity (UOA)	0
Baseline contract value	£400,276.63

ACCESS*

Patients seen in 24 months	Total	Change since previous quarter
Quarter ending September 2018	6,191	
Quarter ending December 2018	6,308	→
Quarter ending March 2019	6,244	↓
Quarter ending June 2019	6,166	↓
Quarter ending September 2019	6,056	↓
Variance since September 2018	(2.2%)	↓



ACTIVITY



Month	Adjusted Scheduled Activity (UDA)	
	2019	2020
April	739	1,126
May	2,512	2,474
June	3,644	3,612
July	5,505	5,446
August	7,281	6,712
September	8,687	7,890
October	10,128	
November	11,773	
December	13,029	
January	14,477	
February	16,011	
March	17,328	
April	17,488	
May	17,487	
June	17,487	

QUALITY

	Quantity	Base Number	Contract	AT	Region	England
% of FP17s for the same patient ID Re-attending within 3 months - Children	224	1,169	19.2%	11.5%	12.1%	11.5%
% of FP17s for the same patient ID Re-attending within 3 months - Adults	378	3,118	12.1%	16.1%	15.6%	15.4%
% of FP17s for the same patient ID Re-attending between 3 & 9 months - Children	662	1,169	56.6%	59.3%	61.2%	59.7%
% of FP17s for the same patient ID Re-attending between 3 & 9 months - Adults	1,697	3,118	54.4%	51.9%	54.3%	51.7%
% of FP17s for Band 1 Urgent Courses	141	4,222	3.3%	10.4%	9.1%	9.2%
% of FP17s Relating to Free Repair or Replacements	42	4,222	1.0%	0.8%	0.9%	0.7%
% of FP17s Relating to Continuations	22	4,222	0.5%	0.8%	1.0%	0.8%
% of Patients satisfied with the dentistry they have received	1	1	N/A	92.3%	94.4%	93.5%
% of Patients satisfied with the time they had to wait for an appointment	1	1	N/A	87.3%	88.1%	87.4%

* This is based on patients treated on this contract for their most recent course of treatment.

Figures in italics indicate the base number of FP17s or Patient Questionnaire responses are less than 100. N/A is shown where the base number of responses is less than 10 during the period. % is calculated as Quantity/Base number*100

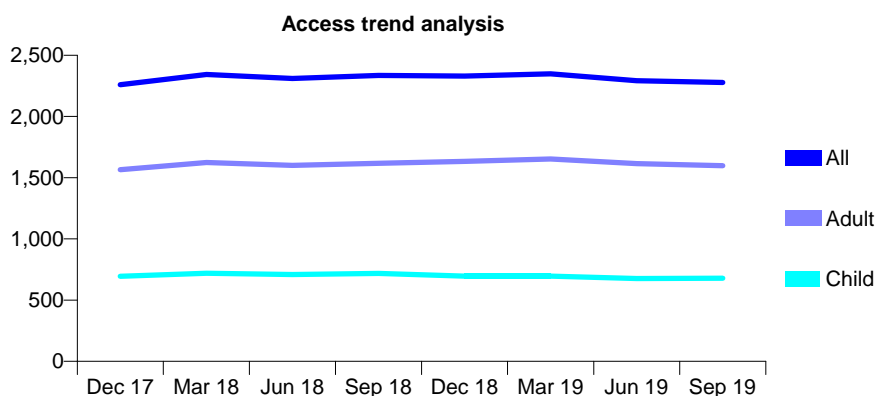
Q46 - Vital Signs At a Glance Contract Report for 840068/0001 - September 2019

Name or company name	MR S LOMAS
Contract type name	GDS Contract
Purpose of contract	General
Contract start date	01/04/2006
Contract end date	

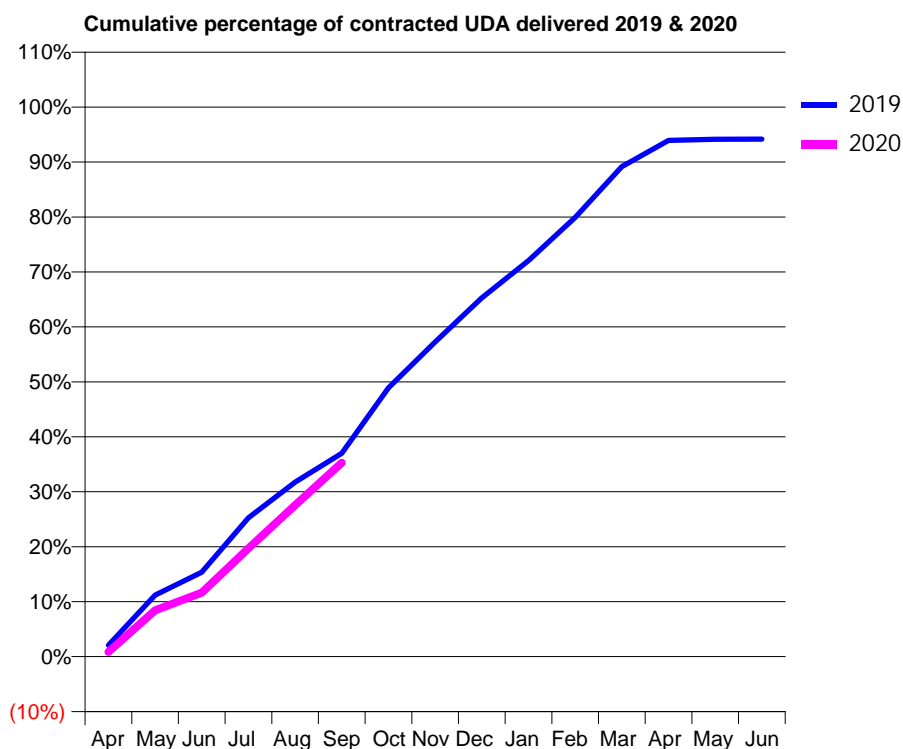
19/20 Contracted general activity (UDA)	6,003
Carry forward general activity (UDA)	0
19/20 Contracted orthodontic activity (UOA)	0
Carry forward orthodontic activity (UOA)	0
Baseline contract value	£162,233.57

ACCESS*

Patients seen in 24 months	Total	Change since previous quarter
Quarter ending September 2018	2,335	
Quarter ending December 2018	2,329	→
Quarter ending March 2019	2,348	→
Quarter ending June 2019	2,292	↓
Quarter ending September 2019	2,277	→
Variance since September 2018	(2.5%)	↓



ACTIVITY



Month	Adjusted Scheduled Activity (UDA)	
	2019	2020
April	147	51
May	785	506
June	1,077	698
July	1,771	1,184
August	2,223	1,655
September	2,590	2,118
October	3,424	
November	4,012	
December	4,571	
January	5,047	
February	5,598	
March	6,243	
April	6,578	
May	6,593	
June	6,594	

QUALITY

	Quantity	Base Number	Contract	AT	Region	England
% of FP17s for the same patient ID Re-attending within 3 months - Children	24	483	5.0%	11.5%	12.1%	11.5%
% of FP17s for the same patient ID Re-attending within 3 months - Adults	104	1,063	9.8%	16.1%	15.6%	15.4%
% of FP17s for the same patient ID Re-attending between 3 & 9 months - Children	332	483	68.7%	59.3%	61.2%	59.7%
% of FP17s for the same patient ID Re-attending between 3 & 9 months - Adults	782	1,063	73.6%	51.9%	54.3%	51.7%
% of FP17s for Band 1 Urgent Courses	122	1,362	9.0%	10.4%	9.1%	9.2%
% of FP17s Relating to Free Repair or Replacements	7	1,362	0.5%	0.8%	0.9%	0.7%
% of FP17s Relating to Continuations	20	1,362	1.5%	0.8%	1.0%	0.8%
% of Patients satisfied with the dentistry they have received	1	1	N/A	92.3%	94.4%	93.5%
% of Patients satisfied with the time they had to wait for an appointment	1	1	N/A	87.3%	88.1%	87.4%

* This is based on patients treated on this contract for their most recent course of treatment. Figures in italics indicate the base number of FP17s or Patient Questionnaire responses are less than 100. N/A is shown where the base number of responses is less than 10 during the period. % is calculated as Quantity/Base number*100

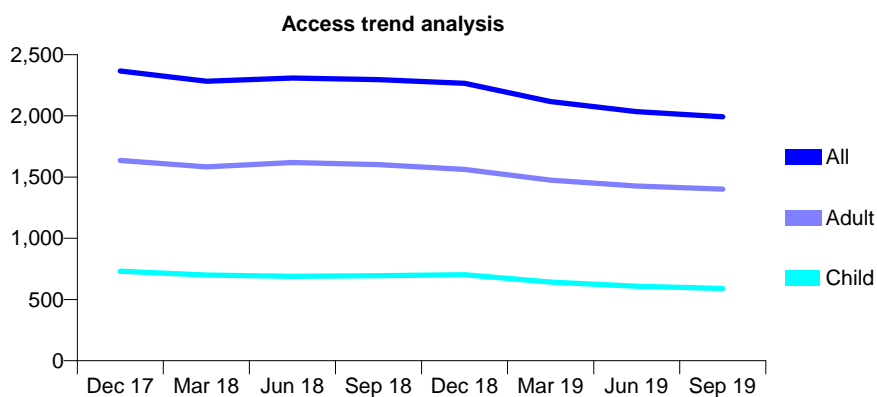
Q46 - Vital Signs At a Glance Contract Report for 840696/0001 - September 2019

Name or company name	MR MJ KELLY
Contract type name	GDS Contract
Purpose of contract	General and Orthodontic
Contract start date	01/04/2006
Contract end date	

19/20 Contracted general activity (UDA)	7,750
Carry forward general activity (UDA)	0
19/20 Contracted orthodontic activity (UOA)	3,035
Carry forward orthodontic activity (UOA)	0
Baseline contract value	£422,728.48

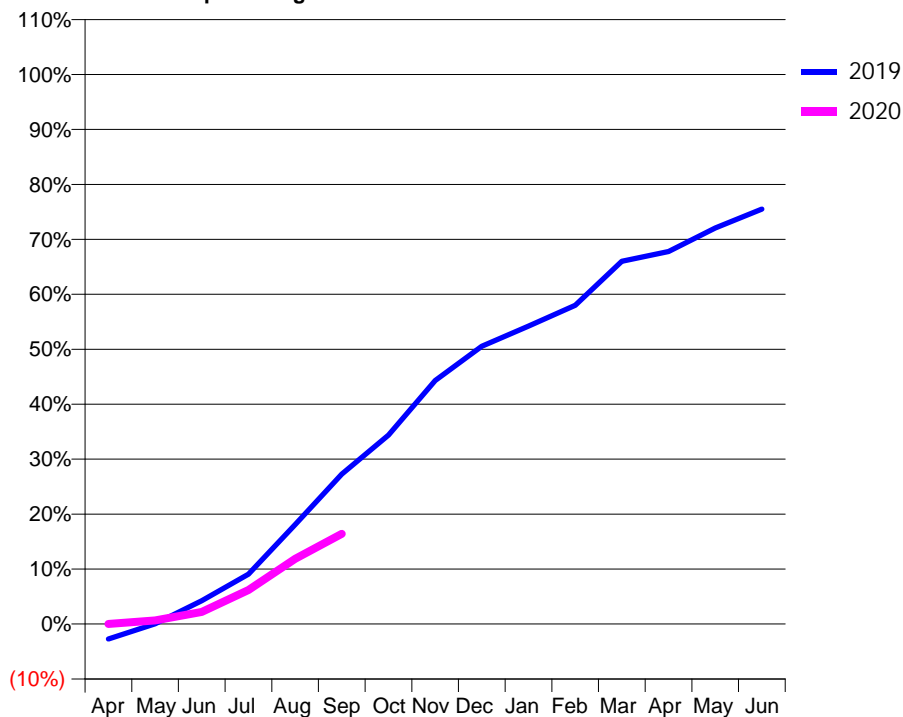
ACCESS*

Patients seen in 24 months	Total	Change since previous quarter
Quarter ending September 2018	2,296	
Quarter ending December 2018	2,266	↓
Quarter ending March 2019	2,117	↓
Quarter ending June 2019	2,034	↓
Quarter ending September 2019	1,993	↓
Variance since September 2018	(13.2%)	↓



ACTIVITY

Cumulative percentage of contracted UDA delivered 2019 & 2020



Adjusted Scheduled Activity (UDA)

Month	2019	2020
April	-213	0
May	2	52
June	328	170
July	703	480
August	1,401	920
September	2,113	1,272
October	2,665	
November	3,433	
December	3,916	
January	4,202	
February	4,495	
March	5,116	
April	5,253	
May	5,586	
June	5,853	

QUALITY

	Quantity	Base Number	Contract	AT	Region	England
% of FP17s for the same patient ID Re-attending within 3 months - Children	37	413	9.0%	11.5%	12.1%	11.5%
% of FP17s for the same patient ID Re-attending within 3 months - Adults	140	831	16.8%	16.1%	15.6%	15.4%
% of FP17s for the same patient ID Re-attending between 3 & 9 months - Children	162	413	39.2%	59.3%	61.2%	59.7%
% of FP17s for the same patient ID Re-attending between 3 & 9 months - Adults	420	831	50.5%	51.9%	54.3%	51.7%
% of FP17s for Band 1 Urgent Courses	42	764	5.5%	10.4%	9.1%	9.2%
% of FP17s Relating to Free Repair or Replacements	9	764	1.2%	0.8%	0.9%	0.7%
% of FP17s Relating to Continuations	22	764	2.9%	0.8%	1.0%	0.8%
% of Patients satisfied with the dentistry they have received	1	2	N/A	92.3%	94.4%	93.5%
% of Patients satisfied with the time they had to wait for an appointment	2	2	N/A	87.3%	88.1%	87.4%

* This is based on patients treated on this contract for their most recent course of treatment.

Figures in italics indicate the base number of FP17s or Patient Questionnaire responses are less than 100. N/A is shown where the base number of responses is less than 10 during the period. % is calculated as Quantity/Base number*100

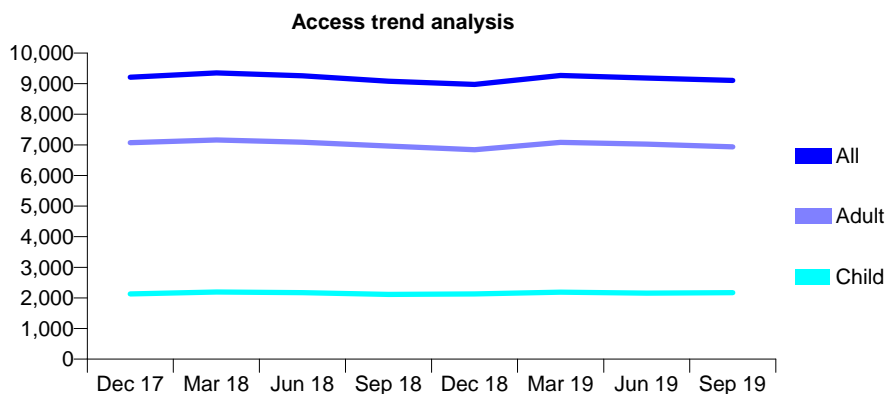
Q46 - Vital Signs At a Glance Contract Report for 847216/0003 - September 2019

Name or company name	MR AJ JOUBERT
Contract type name	GDS Contract
Purpose of contract	General
Contract start date	01/12/2015
Contract end date	

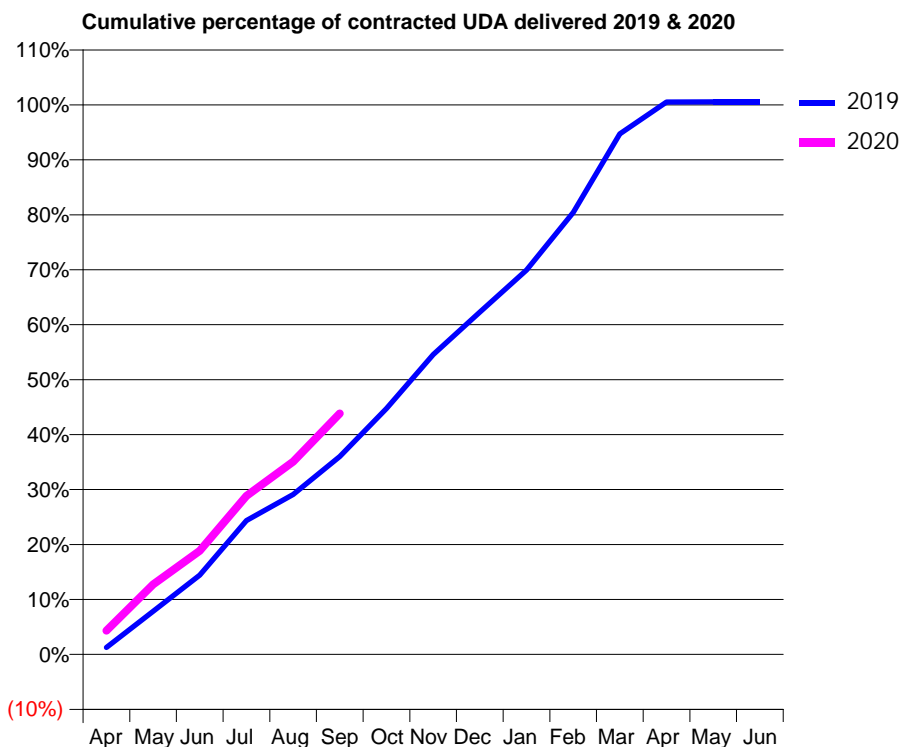
19/20 Contracted general activity (UDA)	27,629
Carry forward general activity (UDA)	0
19/20 Contracted orthodontic activity (UOA)	0
Carry forward orthodontic activity (UOA)	0
Baseline contract value	£763,240.75

ACCESS*

Patients seen in 24 months	Total	Change since previous quarter
Quarter ending September 2018	9,077	
Quarter ending December 2018	8,972	↓
Quarter ending March 2019	9,271	↑
Quarter ending June 2019	9,184	→
Quarter ending September 2019	9,105	→
Variance since September 2018	0.3%	→



ACTIVITY



Adjusted Scheduled Activity (UDA)		
Month	2019	2020
April	350	1,196
May	2,172	3,521
June	3,987	5,216
July	6,729	7,966
August	8,040	9,693
September	9,946	12,114
October	12,366	
November	15,076	
December	17,210	
January	19,326	
February	22,216	
March	26,174	
April	27,773	
May	27,782	
June	27,784	

QUALITY

	Quantity	Base Number	Contract	AT	Region	England
% of FP17s for the same patient ID Re-attending within 3 months - Children	137	1,560	8.8%	11.5%	12.1%	11.5%
% of FP17s for the same patient ID Re-attending within 3 months - Adults	1,011	5,166	19.6%	16.1%	15.6%	15.4%
% of FP17s for the same patient ID Re-attending between 3 & 9 months - Children	970	1,560	62.2%	59.3%	61.2%	59.7%
% of FP17s for the same patient ID Re-attending between 3 & 9 months - Adults	2,788	5,166	54.0%	51.9%	54.3%	51.7%
% of FP17s for Band 1 Urgent Courses	847	6,103	13.9%	10.4%	9.1%	9.2%
% of FP17s Relating to Free Repair or Replacements	123	6,103	2.0%	0.8%	0.9%	0.7%
% of FP17s Relating to Continuations	98	6,103	1.6%	0.8%	1.0%	0.8%
% of Patients satisfied with the dentistry they have received	1	1	N/A	92.3%	94.4%	93.5%
% of Patients satisfied with the time they had to wait for an appointment	1	1	N/A	87.3%	88.1%	87.4%

* This is based on patients treated on this contract for their most recent course of treatment. Figures in italics indicate the base number of FP17s or Patient Questionnaire responses are less than 100. N/A is shown where the base number of responses is less than 10 during the period. % is calculated as Quantity/Base number*100

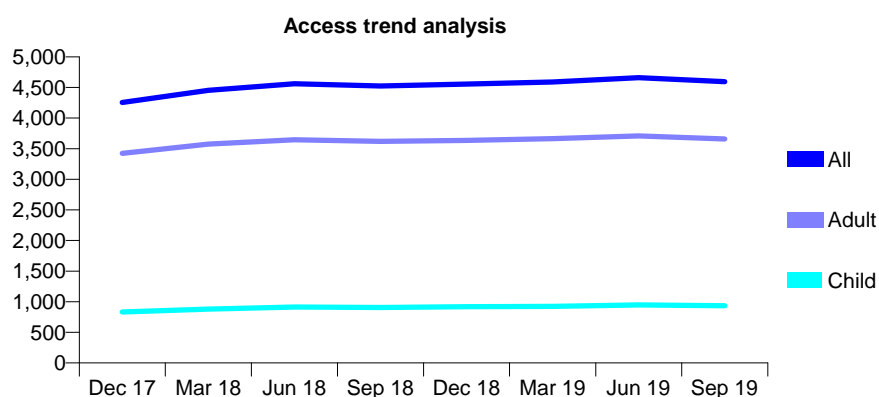
Q46 - Vital Signs At a Glance Contract Report for 856916/0001 - September 2019

Name or company name	MR MA BUTT
Contract type name	GDS Contract
Purpose of contract	General
Contract start date	01/11/2009
Contract end date	

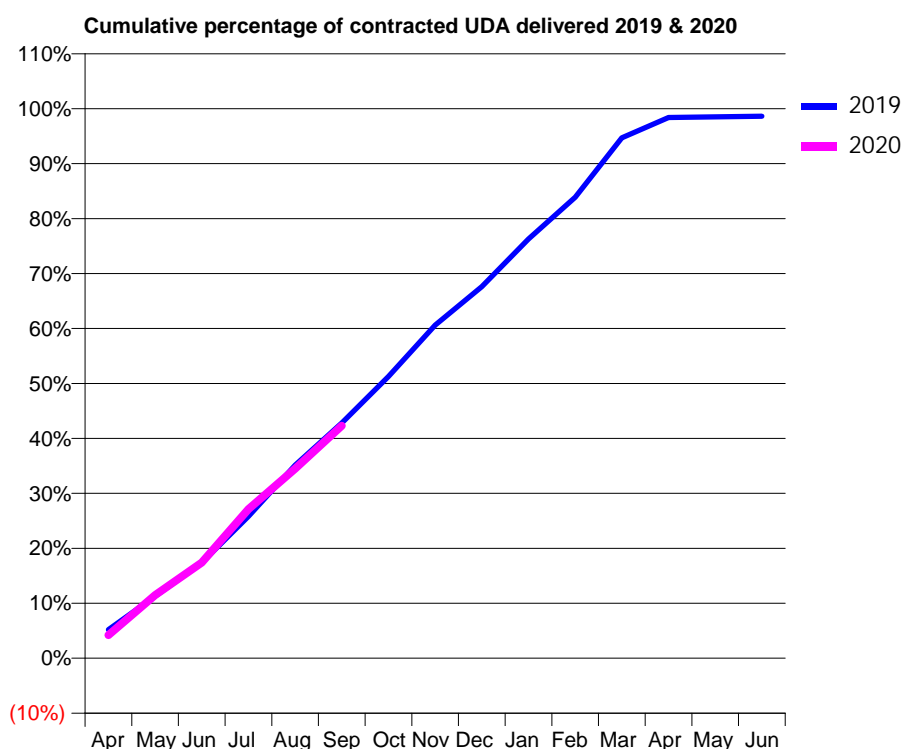
19/20 Contracted general activity (UDA)	10,518
Carry forward general activity (UDA)	0
19/20 Contracted orthodontic activity (UOA)	0
Carry forward orthodontic activity (UOA)	0
Baseline contract value	£314,832.68

ACCESS*

Patients seen in 24 months	Total	Change since previous quarter
Quarter ending September 2018	4,524	
Quarter ending December 2018	4,554	→
Quarter ending March 2019	4,589	→
Quarter ending June 2019	4,658	→
Quarter ending September 2019	4,595	↓
Variance since September 2018	1.6%	→



ACTIVITY



Month	2019	2020
April	547	443
May	1,189	1,207
June	1,829	1,831
July	2,716	2,854
August	3,697	3,628
September	4,501	4,450
October	5,393	
November	6,377	
December	7,111	
January	8,023	
February	8,823	
March	9,958	
April	10,348	
May	10,360	
June	10,374	

QUALITY

	Quantity	Base Number	Contract	AT	Region	England
% of FP17s for the same patient ID Re-attending within 3 months - Children	60	719	8.3%	11.5%	12.1%	11.5%
% of FP17s for the same patient ID Re-attending within 3 months - Adults	311	2,334	13.3%	16.1%	15.6%	15.4%
% of FP17s for the same patient ID Re-attending between 3 & 9 months - Children	413	719	57.4%	59.3%	61.2%	59.7%
% of FP17s for the same patient ID Re-attending between 3 & 9 months - Adults	991	2,334	42.5%	51.9%	54.3%	51.7%
% of FP17s for Band 1 Urgent Courses	476	2,468	19.3%	10.4%	9.1%	9.2%
% of FP17s Relating to Free Repair or Replacements	34	2,468	1.4%	0.8%	0.9%	0.7%
% of FP17s Relating to Continuations	12	2,468	0.5%	0.8%	1.0%	0.8%
% of Patients satisfied with the dentistry they have received	3	3	N/A	92.3%	94.4%	93.5%
% of Patients satisfied with the time they had to wait for an appointment	3	3	N/A	87.3%	88.1%	87.4%

* This is based on patients treated on this contract for their most recent course of treatment. Figures in italics indicate the base number of FP17s or Patient Questionnaire responses are less than 100. N/A is shown where the base number of responses is less than 10 during the period. % is calculated as Quantity/Base number*100

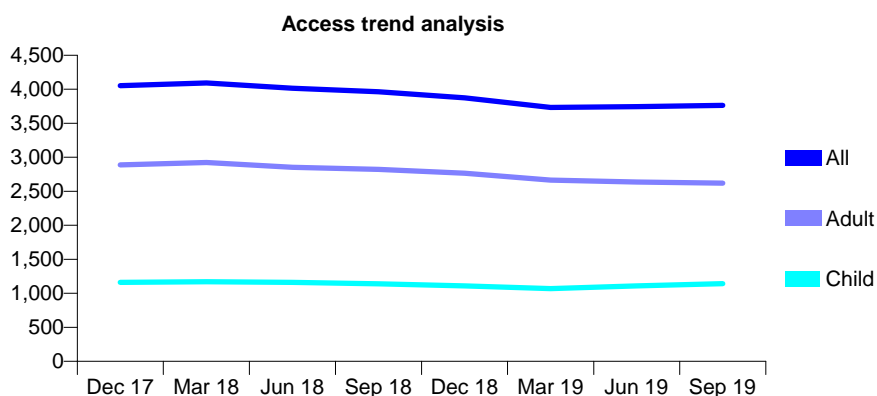
Q46 - Vital Signs At a Glance Contract Report for 859273/0001 - September 2019

Name or company name	MR R JOYE
Contract type name	GDS Contract
Purpose of contract	General
Contract start date	11/12/2012
Contract end date	

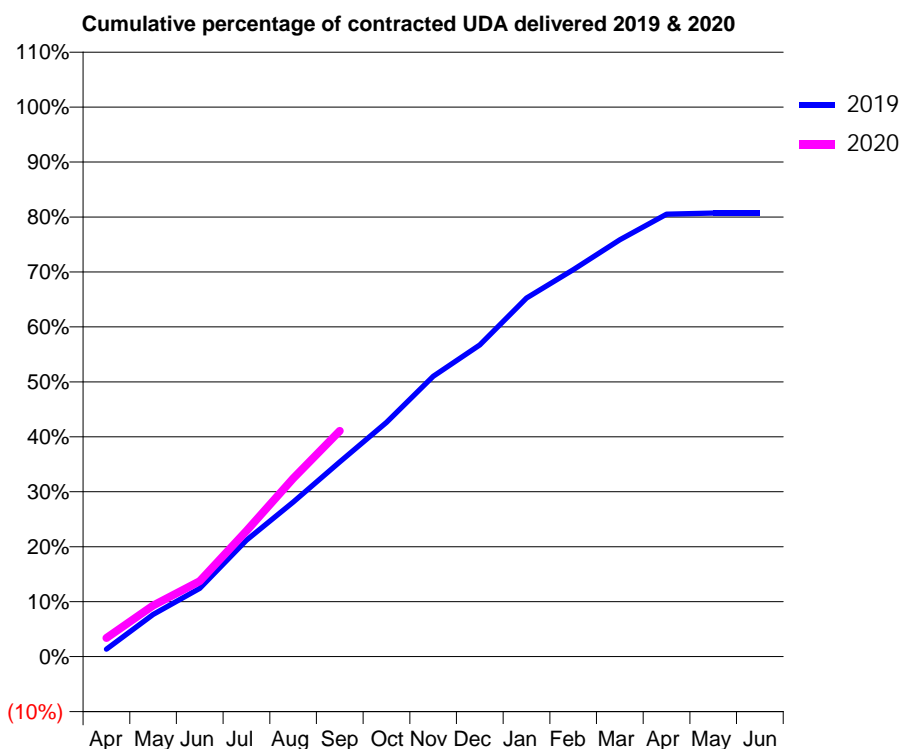
19/20 Contracted general activity (UDA)	11,795
Carry forward general activity (UDA)	0
19/20 Contracted orthodontic activity (UOA)	0
Carry forward orthodontic activity (UOA)	0
Baseline contract value	£342,401.23

ACCESS*

Patients seen in 24 months	Total	Change since previous quarter
Quarter ending September 2018	3,963	
Quarter ending December 2018	3,873	↓
Quarter ending March 2019	3,733	↓
Quarter ending June 2019	3,745	→
Quarter ending September 2019	3,763	→
Variance since September 2018	(5.0%)	↓



ACTIVITY



Month	Adjusted Scheduled Activity (UDA)	
	2019	2020
April	161	398
May	907	1,097
June	1,465	1,617
July	2,499	2,698
August	3,317	3,826
September	4,178	4,844
October	5,026	
November	6,015	
December	6,690	
January	7,696	
February	8,304	
March	8,946	
April	9,494	
May	9,520	
June	9,523	

QUALITY

	Quantity	Base Number	Contract	AT	Region	England
% of FP17s for the same patient ID Re-attending within 3 months - Children	40	923	4.3%	11.5%	12.1%	11.5%
% of FP17s for the same patient ID Re-attending within 3 months - Adults	198	1,760	11.3%	16.1%	15.6%	15.4%
% of FP17s for the same patient ID Re-attending between 3 & 9 months - Children	499	923	54.1%	59.3%	61.2%	59.7%
% of FP17s for the same patient ID Re-attending between 3 & 9 months - Adults	865	1,760	49.1%	51.9%	54.3%	51.7%
% of FP17s for Band 1 Urgent Courses	152	2,377	6.4%	10.4%	9.1%	9.2%
% of FP17s Relating to Free Repair or Replacements	16	2,377	0.7%	0.8%	0.9%	0.7%
% of FP17s Relating to Continuations	27	2,377	1.1%	0.8%	1.0%	0.8%
% of Patients satisfied with the dentistry they have received	1	1	N/A	92.3%	94.4%	93.5%
% of Patients satisfied with the time they had to wait for an appointment	1	1	N/A	87.3%	88.1%	87.4%

* This is based on patients treated on this contract for their most recent course of treatment. Figures in italics indicate the base number of FP17s or Patient Questionnaire responses are less than 100. N/A is shown where the base number of responses is less than 10 during the period. % is calculated as Quantity/Base number*100

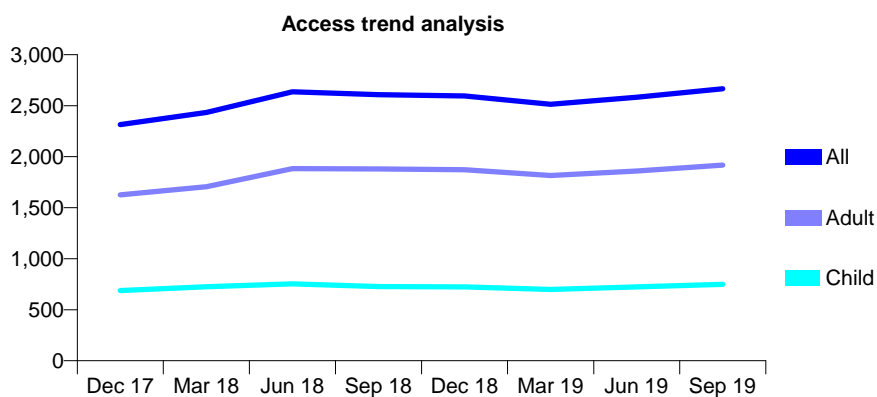
Q46 - Vital Signs At a Glance Contract Report for 860441/0001 - September 2019

Name or company name	Deansgate Dental
Contract type name	GDS Contract
Purpose of contract	General
Contract start date	21/10/2011
Contract end date	

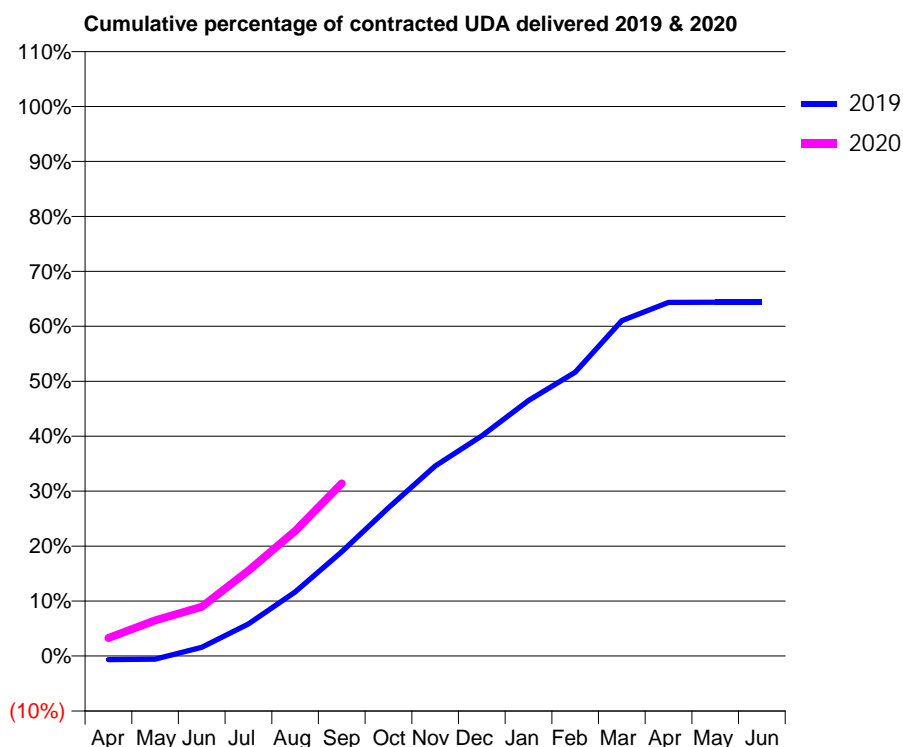
19/20 Contracted general activity (UDA)	9,756
Carry forward general activity (UDA)	0
19/20 Contracted orthodontic activity (UOA)	0
Carry forward orthodontic activity (UOA)	0
Baseline contract value	£286,774.82

ACCESS*

Patients seen in 24 months	Total	Change since previous quarter
Quarter ending September 2018	2,608	
Quarter ending December 2018	2,595	→
Quarter ending March 2019	2,515	↓
Quarter ending June 2019	2,582	↑
Quarter ending September 2019	2,666	↑
Variance since September 2018	2.2%	↑



ACTIVITY



Month	Adjusted Scheduled Activity (UDA)	
	2019	2020
April	-64	322
May	-58	634
June	155	875
July	569	1,517
August	1,137	2,220
September	1,852	3,066
October	2,635	
November	3,375	
December	3,906	
January	4,534	
February	5,040	
March	5,954	
April	6,278	
May	6,280	
June	6,280	

QUALITY

	Quantity	Base Number	Contract	AT	Region	England
% of FP17s for the same patient ID Re-attending within 3 months - Children	37	551	6.7%	11.5%	12.1%	11.5%
% of FP17s for the same patient ID Re-attending within 3 months - Adults	124	1,173	10.6%	16.1%	15.6%	15.4%
% of FP17s for the same patient ID Re-attending between 3 & 9 months - Children	286	551	51.9%	59.3%	61.2%	59.7%
% of FP17s for the same patient ID Re-attending between 3 & 9 months - Adults	588	1,173	50.1%	51.9%	54.3%	51.7%
% of FP17s for Band 1 Urgent Courses	44	1,309	3.4%	10.4%	9.1%	9.2%
% of FP17s Relating to Free Repair or Replacements	4	1,309	0.3%	0.8%	0.9%	0.7%
% of FP17s Relating to Continuations	0	1,309	0.0%	0.8%	1.0%	0.8%
% of Patients satisfied with the dentistry they have received	1	1	N/A	92.3%	94.4%	93.5%
% of Patients satisfied with the time they had to wait for an appointment	1	1	N/A	87.3%	88.1%	87.4%

* This is based on patients treated on this contract for their most recent course of treatment. Figures in italics indicate the base number of FP17s or Patient Questionnaire responses are less than 100. N/A is shown where the base number of responses is less than 10 during the period. % is calculated as Quantity/Base number*100

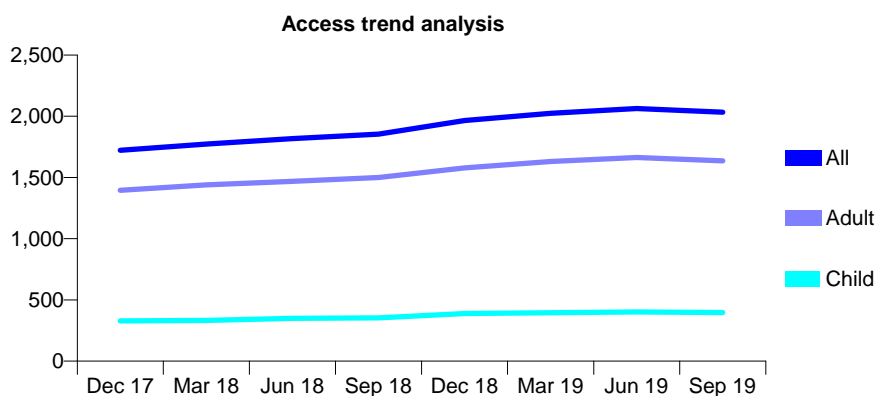
Q46 - Vital Signs At a Glance Contract Report for 867128/0001 - September 2019

Name or company name	MRS A PATIL
Contract type name	GDS Contract
Purpose of contract	General
Contract start date	01/10/2013
Contract end date	

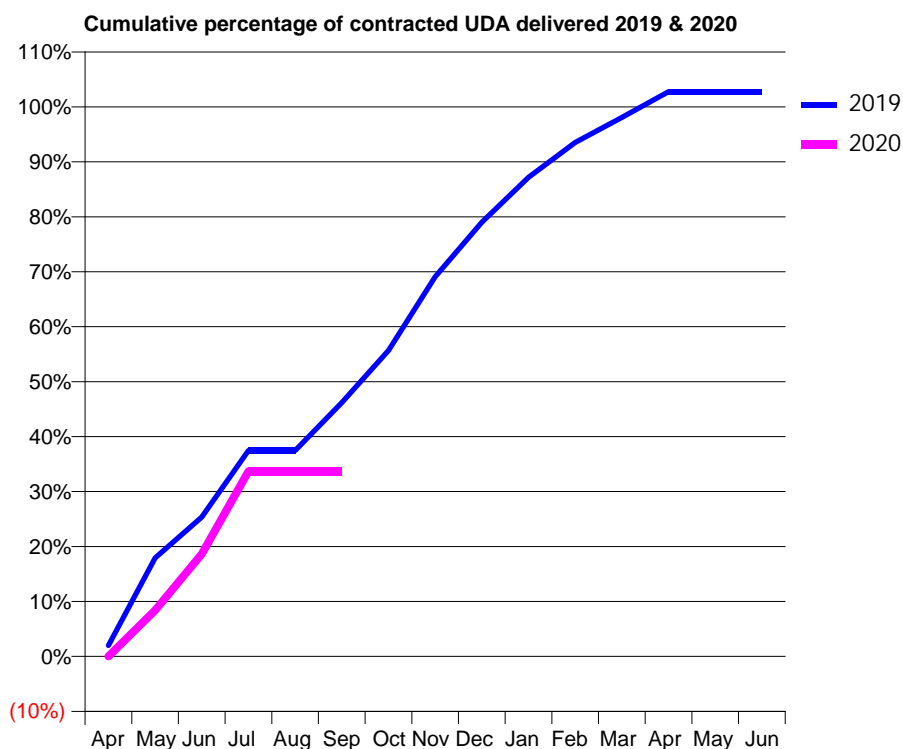
19/20 Contracted general activity (UDA)	6,207
Carry forward general activity (UDA)	0
19/20 Contracted orthodontic activity (UOA)	0
Carry forward orthodontic activity (UOA)	0
Baseline contract value	£202,895.01

ACCESS*

Patients seen in 24 months	Total	Change since previous quarter
Quarter ending September 2018	1,855	
Quarter ending December 2018	1,966	↑
Quarter ending March 2019	2,025	↑
Quarter ending June 2019	2,064	→
Quarter ending September 2019	2,033	↓
Variance since September 2018	9.6%	↑



ACTIVITY



Adjusted Scheduled Activity (UDA)		
Month	2019	2020
April	124	0
May	1,113	522
June	1,574	1,156
July	2,326	2,091
August	2,326	2,091
September	2,866	2,091
October	3,454	
November	4,288	
December	4,904	
January	5,411	
February	5,806	
March	6,087	
April	6,378	
May	6,378	
June	6,378	

QUALITY

	Quantity	Base Number	Contract	AT	Region	England
% of FP17s for the same patient ID Re-attending within 3 months - Children	13	260	5.0%	11.5%	12.1%	11.5%
% of FP17s for the same patient ID Re-attending within 3 months - Adults	111	1,037	10.7%	16.1%	15.6%	15.4%
% of FP17s for the same patient ID Re-attending between 3 & 9 months - Children	179	260	68.8%	59.3%	61.2%	59.7%
% of FP17s for the same patient ID Re-attending between 3 & 9 months - Adults	659	1,037	63.5%	51.9%	54.3%	51.7%
% of FP17s for Band 1 Urgent Courses	76	1,127	6.7%	10.4%	9.1%	9.2%
% of FP17s Relating to Free Repair or Replacements	13	1,127	1.2%	0.8%	0.9%	0.7%
% of FP17s Relating to Continuations	3	1,127	0.3%	0.8%	1.0%	0.8%
% of Patients satisfied with the dentistry they have received	0	0	N/A	92.3%	94.4%	93.5%
% of Patients satisfied with the time they had to wait for an appointment	0	0	N/A	87.3%	88.1%	87.4%

* This is based on patients treated on this contract for their most recent course of treatment. Figures in italics indicate the base number of FP17s or Patient Questionnaire responses are less than 100. N/A is shown where the base number of responses is less than 10 during the period. % is calculated as Quantity/Base number*100

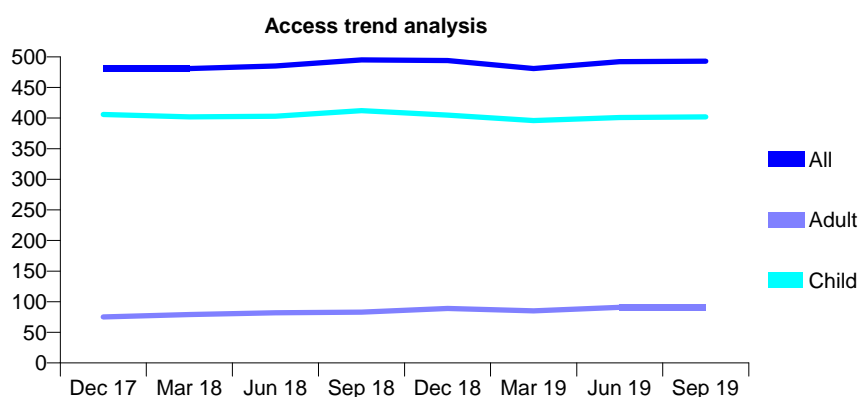
Q46 - Vital Signs At a Glance Contract Report for 869651/0001 - September 2019

Name or company name	Dr N Shah
Contract type name	GDS Contract
Purpose of contract	General
Contract start date	01/04/2006
Contract end date	

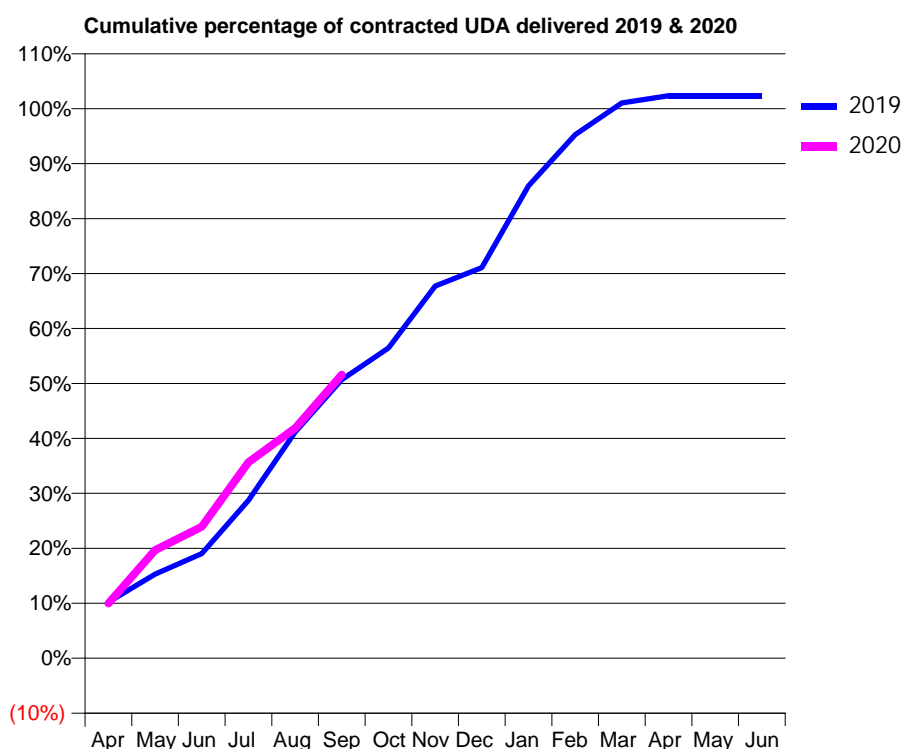
19/20 Contracted general activity (UDA)	1,147
Carry forward general activity (UDA)	0
19/20 Contracted orthodontic activity (UOA)	0
Carry forward orthodontic activity (UOA)	0
Baseline contract value	£25,460.74

ACCESS*

Patients seen in 24 months	Total	Change since previous quarter
Quarter ending September 2018	495	
Quarter ending December 2018	494	→
Quarter ending March 2019	481	↓
Quarter ending June 2019	492	↑
Quarter ending September 2019	493	→
Variance since September 2018	(0.4%)	→



ACTIVITY



Month	2019	2020
April	117	114
May	175	226
June	218	275
July	330	409
August	472	480
September	581	592
October	648	
November	777	
December	815	
January	986	
February	1,093	
March	1,159	
April	1,174	
May	1,174	
June	1,174	

QUALITY

	Quantity	Base Number	Contract	AT	Region	England
% of FP17s for the same patient ID Re-attending within 3 months - Children	26	387	6.7%	11.5%	12.1%	11.5%
% of FP17s for the same patient ID Re-attending within 3 months - Adults	3	32	9.4%	16.1%	15.6%	15.4%
% of FP17s for the same patient ID Re-attending between 3 & 9 months - Children	268	387	69.3%	59.3%	61.2%	59.7%
% of FP17s for the same patient ID Re-attending between 3 & 9 months - Adults	18	32	56.3%	51.9%	54.3%	51.7%
% of FP17s for Band 1 Urgent Courses	8	404	2.0%	10.4%	9.1%	9.2%
% of FP17s Relating to Free Repair or Replacements	0	404	0.0%	0.8%	0.9%	0.7%
% of FP17s Relating to Continuations	0	404	0.0%	0.8%	1.0%	0.8%
% of Patients satisfied with the dentistry they have received	0	0	N/A	92.3%	94.4%	93.5%
% of Patients satisfied with the time they had to wait for an appointment	0	0	N/A	87.3%	88.1%	87.4%

* This is based on patients treated on this contract for their most recent course of treatment.

Figures in italics indicate the base number of FP17s or Patient Questionnaire responses are less than 100. N/A is shown where the base number of responses is less than 10 during the period. % is calculated as Quantity/Base number*100

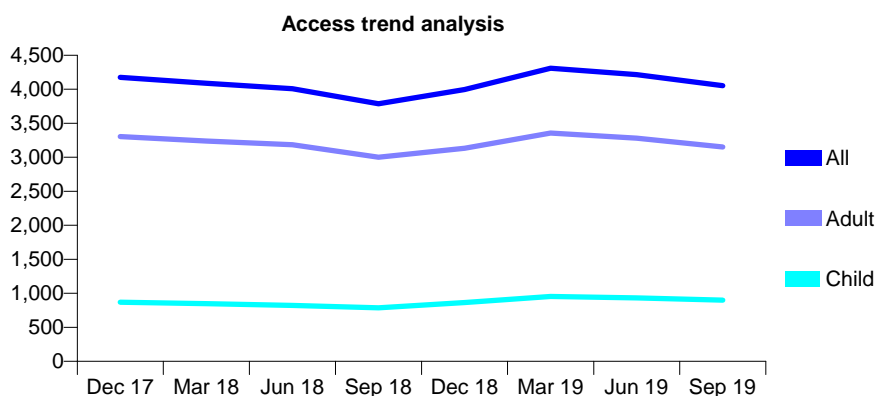
Q46 - Vital Signs At a Glance Contract Report for 869813/0001 - September 2019

Name or company name	MR MOHAMMED AL-HIMDANI
Contract type name	GDS Contract
Purpose of contract	General
Contract start date	01/04/2006
Contract end date	

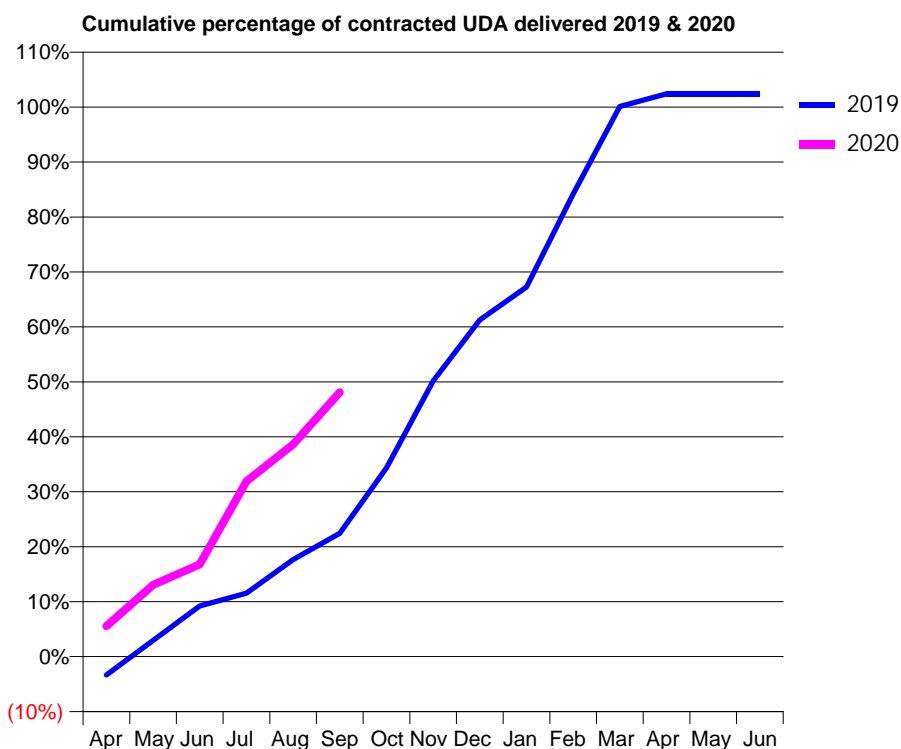
19/20 Contracted general activity (UDA)	9,049
Carry forward general activity (UDA)	0
19/20 Contracted orthodontic activity (UOA)	0
Carry forward orthodontic activity (UOA)	0
Baseline contract value	£231,860.48

ACCESS*

Patients seen in 24 months	Total	Change since previous quarter
Quarter ending September 2018	3,788	
Quarter ending December 2018	3,998	↑
Quarter ending March 2019	4,308	↑
Quarter ending June 2019	4,215	↓
Quarter ending September 2019	4,051	↓
Variance since September 2018	6.9%	↑



ACTIVITY



Month	Adjusted Scheduled Activity (UDA)	
	2019	2020
April	-305	502
May	269	1,182
June	834	1,520
July	1,047	2,887
August	1,599	3,497
September	2,030	4,351
October	3,109	
November	4,539	
December	5,543	
January	6,085	
February	7,620	
March	9,060	
April	9,268	
May	9,268	
June	9,268	

QUALITY

	Quantity	Base Number	Contract	AT	Region	England
% of FP17s for the same patient ID Re-attending within 3 months - Children	23	549	4.2%	11.5%	12.1%	11.5%
% of FP17s for the same patient ID Re-attending within 3 months - Adults	175	1,565	11.2%	16.1%	15.6%	15.4%
% of FP17s for the same patient ID Re-attending between 3 & 9 months - Children	210	549	38.3%	59.3%	61.2%	59.7%
% of FP17s for the same patient ID Re-attending between 3 & 9 months - Adults	495	1,565	31.6%	51.9%	54.3%	51.7%
% of FP17s for Band 1 Urgent Courses	184	1,992	9.2%	10.4%	9.1%	9.2%
% of FP17s Relating to Free Repair or Replacements	26	1,992	1.3%	0.8%	0.9%	0.7%
% of FP17s Relating to Continuations	44	1,992	2.2%	0.8%	1.0%	0.8%
% of Patients satisfied with the dentistry they have received	0	0	N/A	92.3%	94.4%	93.5%
% of Patients satisfied with the time they had to wait for an appointment	0	0	N/A	87.3%	88.1%	87.4%

* This is based on patients treated on this contract for their most recent course of treatment. Figures in italics indicate the base number of FP17s or Patient Questionnaire responses are less than 100. N/A is shown where the base number of responses is less than 10 during the period. % is calculated as Quantity/Base number*100

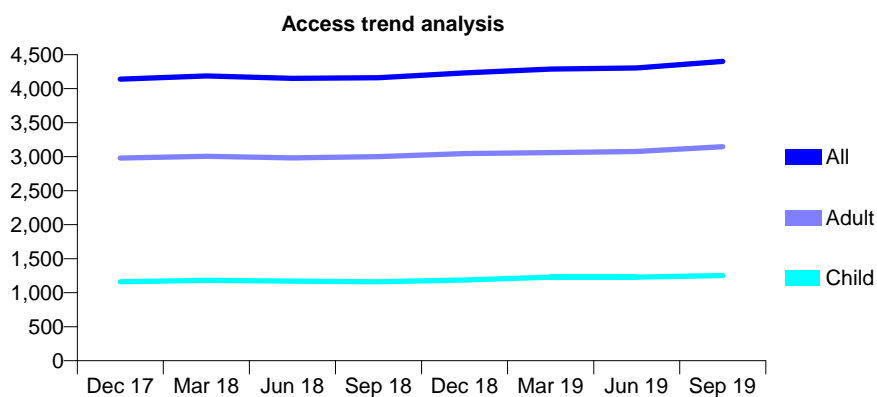
Q46 - Vital Signs At a Glance Contract Report for 886483/0001 - September 2019

Name or company name	194 Oldham Road Partnership
Contract type name	GDS Contract
Purpose of contract	General
Contract start date	01/04/2012
Contract end date	

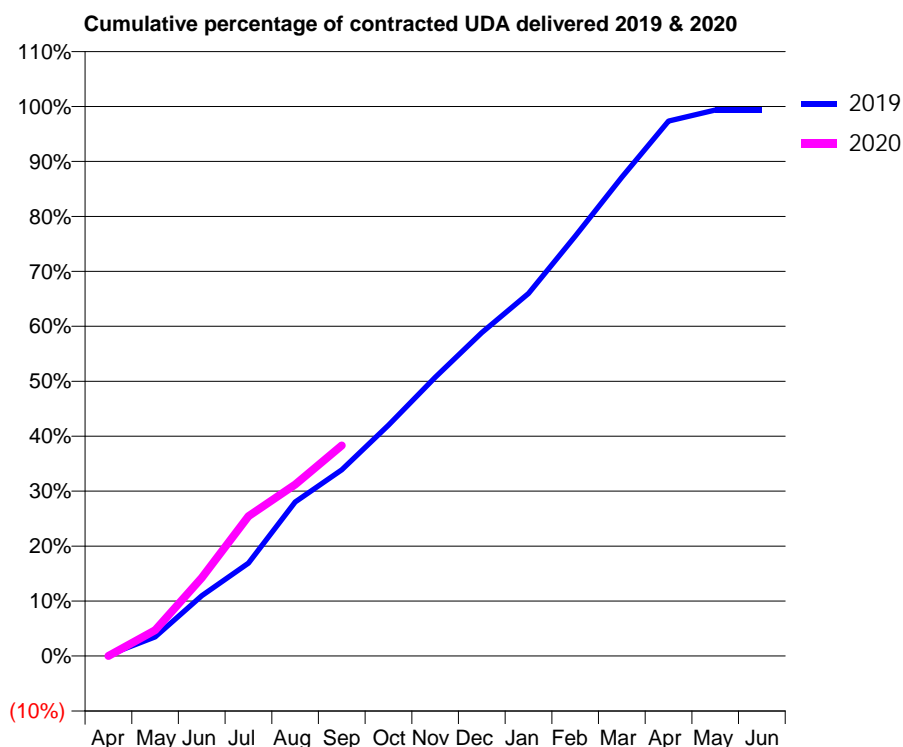
19/20 Contracted general activity (UDA)	11,970
Carry forward general activity (UDA)	0
19/20 Contracted orthodontic activity (UOA)	0
Carry forward orthodontic activity (UOA)	0
Baseline contract value	£407,030.19

ACCESS*

Patients seen in 24 months	Total	Change since previous quarter
Quarter ending September 2018	4,162	
Quarter ending December 2018	4,233	→
Quarter ending March 2019	4,288	→
Quarter ending June 2019	4,305	→
Quarter ending September 2019	4,401	↑
Variance since September 2018	5.7%	↑



ACTIVITY



Month	Adjusted Scheduled Activity (UDA)	
	2019	2020
April	26	0
May	417	566
June	1,315	1,703
July	2,022	3,047
August	3,356	3,738
September	4,056	4,586
October	5,030	
November	6,072	
December	7,044	
January	7,896	
February	9,146	
March	10,429	
April	11,653	
May	11,894	
June	11,894	

QUALITY

	Quantity	Base Number	Contract	AT	Region	England
% of FP17s for the same patient ID Re-attending within 3 months - Children	71	891	8.0%	11.5%	12.1%	11.5%
% of FP17s for the same patient ID Re-attending within 3 months - Adults	201	2,122	9.5%	16.1%	15.6%	15.4%
% of FP17s for the same patient ID Re-attending between 3 & 9 months - Children	419	891	47.0%	59.3%	61.2%	59.7%
% of FP17s for the same patient ID Re-attending between 3 & 9 months - Adults	1,009	2,122	47.5%	51.9%	54.3%	51.7%
% of FP17s for Band 1 Urgent Courses	144	2,410	6.0%	10.4%	9.1%	9.2%
% of FP17s Relating to Free Repair or Replacements	9	2,410	0.4%	0.8%	0.9%	0.7%
% of FP17s Relating to Continuations	43	2,410	1.8%	0.8%	1.0%	0.8%
% of Patients satisfied with the dentistry they have received	1	1	N/A	92.3%	94.4%	93.5%
% of Patients satisfied with the time they had to wait for an appointment	1	1	N/A	87.3%	88.1%	87.4%

* This is based on patients treated on this contract for their most recent course of treatment. Figures in italics indicate the base number of FP17s or Patient Questionnaire responses are less than 100. N/A is shown where the base number of responses is less than 10 during the period. % is calculated as Quantity/Base number*100

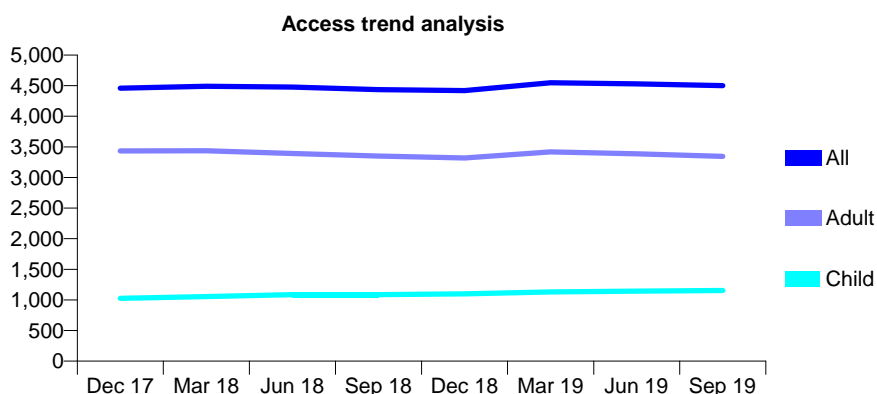
Q46 - Vital Signs At a Glance Contract Report for 897515/0001 - September 2019

Name or company name	MR SW LAI
Contract type name	GDS Contract
Purpose of contract	General
Contract start date	01/12/2015
Contract end date	

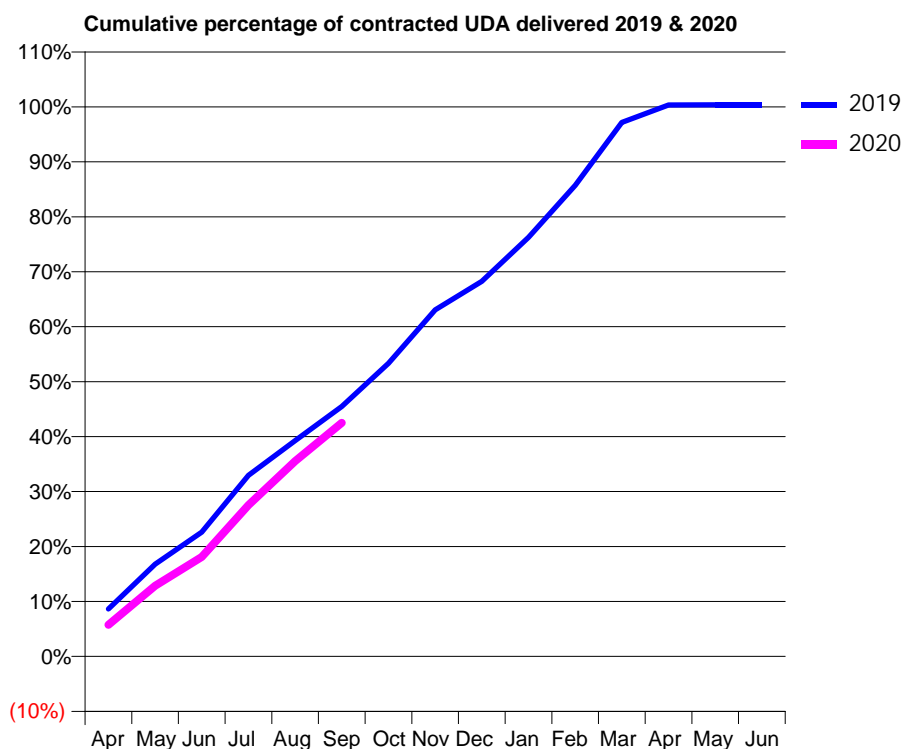
19/20 Contracted general activity (UDA)	13,768
Carry forward general activity (UDA)	0
19/20 Contracted orthodontic activity (UOA)	0
Carry forward orthodontic activity (UOA)	0
Baseline contract value	£353,218.70

ACCESS*

Patients seen in 24 months	Total	Change since previous quarter
Quarter ending September 2018	4,435	
Quarter ending December 2018	4,420	→
Quarter ending March 2019	4,547	↑
Quarter ending June 2019	4,530	→
Quarter ending September 2019	4,499	→
Variance since September 2018	1.4%	→



ACTIVITY



Month	Adjusted Scheduled Activity (UDA)	
	2019	2020
April	1,190	794
May	2,309	1,773
June	3,113	2,495
July	4,538	3,789
August	5,409	4,893
September	6,259	5,850
October	7,346	
November	8,680	
December	9,397	
January	10,500	
February	11,802	
March	13,376	
April	13,814	
May	13,817	
June	13,817	

QUALITY

	Quantity	Base Number	Contract	AT	Region	England
% of FP17s for the same patient ID Re-attending within 3 months - Children	37	943	3.9%	11.5%	12.1%	11.5%
% of FP17s for the same patient ID Re-attending within 3 months - Adults	291	2,671	10.9%	16.1%	15.6%	15.4%
% of FP17s for the same patient ID Re-attending between 3 & 9 months - Children	659	943	69.9%	59.3%	61.2%	59.7%
% of FP17s for the same patient ID Re-attending between 3 & 9 months - Adults	1,815	2,671	68.0%	51.9%	54.3%	51.7%
% of FP17s for Band 1 Urgent Courses	122	3,402	3.6%	10.4%	9.1%	9.2%
% of FP17s Relating to Free Repair or Replacements	32	3,402	0.9%	0.8%	0.9%	0.7%
% of FP17s Relating to Continuations	31	3,402	0.9%	0.8%	1.0%	0.8%
% of Patients satisfied with the dentistry they have received	2	2	N/A	92.3%	94.4%	93.5%
% of Patients satisfied with the time they had to wait for an appointment	2	2	N/A	87.3%	88.1%	87.4%

* This is based on patients treated on this contract for their most recent course of treatment. Figures in italics indicate the base number of FP17s or Patient Questionnaire responses are less than 100. N/A is shown where the base number of responses is less than 10 during the period. % is calculated as Quantity/Base number*100

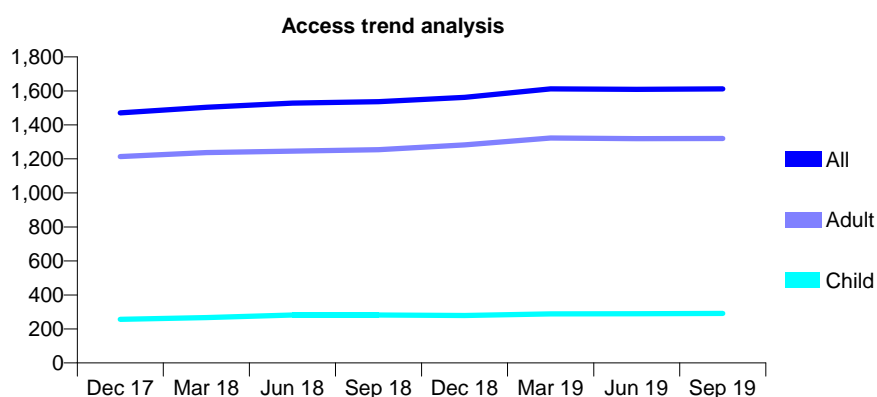
Q46 - Vital Signs At a Glance Contract Report for 898457/0002 - September 2019

Name or company name	MR ND MCLEAN
Contract type name	GDS Contract
Purpose of contract	General
Contract start date	01/04/2006
Contract end date	

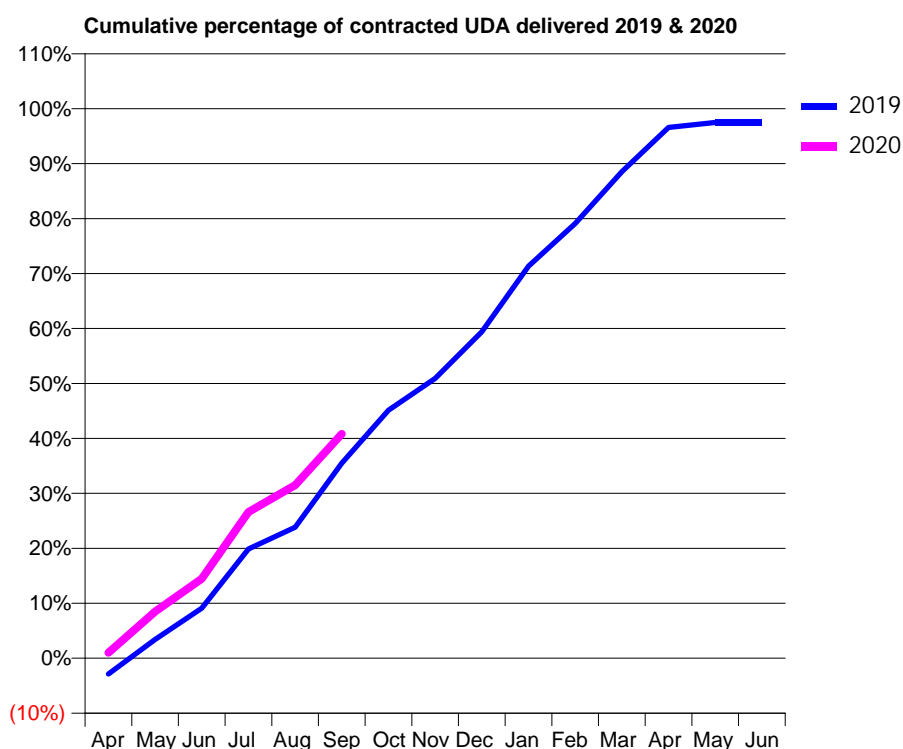
19/20 Contracted general activity (UDA)	5,215
Carry forward general activity (UDA)	0
19/20 Contracted orthodontic activity (UOA)	0
Carry forward orthodontic activity (UOA)	0
Baseline contract value	£131,964.35

ACCESS*

Patients seen in 24 months	Total	Change since previous quarter
Quarter ending September 2018	1,536	
Quarter ending December 2018	1,562	→
Quarter ending March 2019	1,611	↑
Quarter ending June 2019	1,609	→
Quarter ending September 2019	1,611	→
Variance since September 2018	4.9%	↑



ACTIVITY



Month	2019	2020
April	-152	53
May	179	443
June	475	755
July	1,037	1,388
August	1,243	1,643
September	1,850	2,128
October	2,353	
November	2,655	
December	3,098	
January	3,720	
February	4,126	
March	4,616	
April	5,038	
May	5,085	
June	5,085	

QUALITY

	Quantity	Base Number	Contract	AT	Region	England
% of FP17s for the same patient ID Re-attending within 3 months - Children	19	238	8.0%	11.5%	12.1%	11.5%
% of FP17s for the same patient ID Re-attending within 3 months - Adults	266	1,205	22.1%	16.1%	15.6%	15.4%
% of FP17s for the same patient ID Re-attending between 3 & 9 months - Children	154	238	64.7%	59.3%	61.2%	59.7%
% of FP17s for the same patient ID Re-attending between 3 & 9 months - Adults	761	1,205	63.2%	51.9%	54.3%	51.7%
% of FP17s for Band 1 Urgent Courses	189	1,234	15.3%	10.4%	9.1%	9.2%
% of FP17s Relating to Free Repair or Replacements	67	1,234	5.4%	0.8%	0.9%	0.7%
% of FP17s Relating to Continuations	23	1,234	1.9%	0.8%	1.0%	0.8%
% of Patients satisfied with the dentistry they have received	1	1	N/A	92.3%	94.4%	93.5%
% of Patients satisfied with the time they had to wait for an appointment	1	1	N/A	87.3%	88.1%	87.4%

* This is based on patients treated on this contract for their most recent course of treatment.

Figures in italics indicate the base number of FP17s or Patient Questionnaire responses are less than 100. N/A is shown where the base number of responses is less than 10 during the period. % is calculated as Quantity/Base number*100

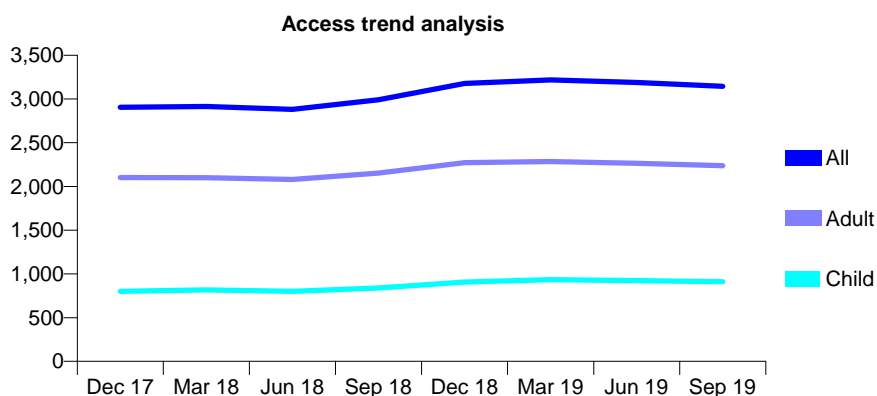
Q46 - Vital Signs At a Glance Contract Report for 907359/0001 - September 2019

Name or company name	MR MP GEORGESON
Contract type name	GDS Contract
Purpose of contract	General and Orthodontic
Contract start date	01/04/2006
Contract end date	

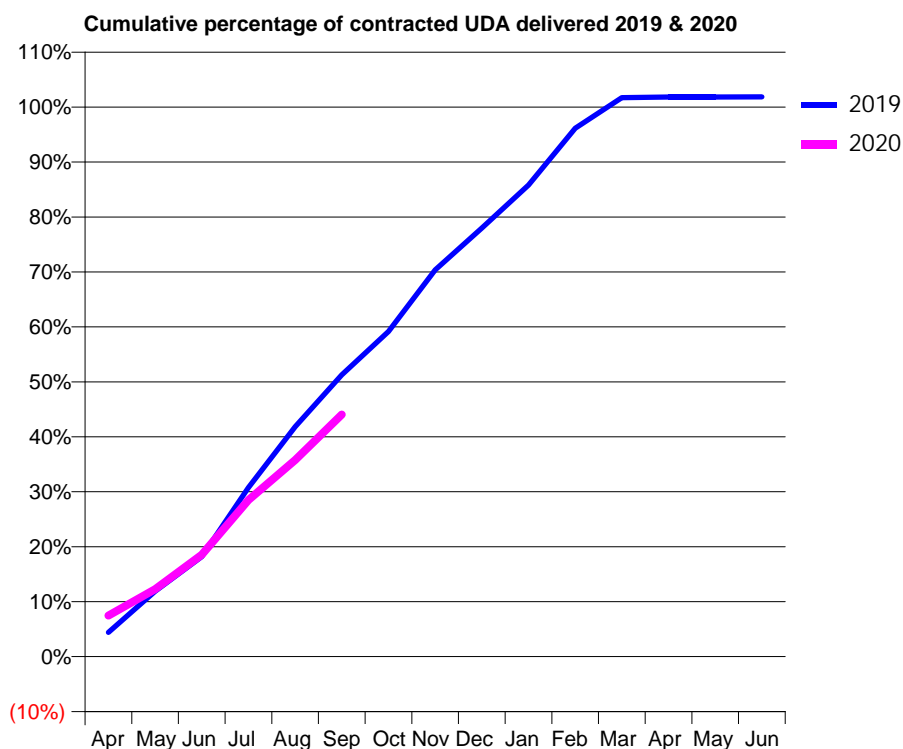
19/20 Contracted general activity (UDA)	8,950
Carry forward general activity (UDA)	0
19/20 Contracted orthodontic activity (UOA)	1,361
Carry forward orthodontic activity (UOA)	0
Baseline contract value	£304,789.23

ACCESS*

Patients seen in 24 months	Total	Change since previous quarter
Quarter ending September 2018	2,991	
Quarter ending December 2018	3,177	↑
Quarter ending March 2019	3,219	→
Quarter ending June 2019	3,190	→
Quarter ending September 2019	3,145	↓
Variance since September 2018	5.1%	↑



ACTIVITY



Month	Adjusted Scheduled Activity (UDA)	
	2019	2020
April	396	667
May	1,065	1,098
June	1,628	1,661
July	2,753	2,551
August	3,743	3,203
September	4,588	3,943
October	5,297	
November	6,299	
December	6,980	
January	7,682	
February	8,606	
March	9,104	
April	9,113	
May	9,114	
June	9,116	

QUALITY

	Quantity	Base Number	Contract	AT	Region	England
% of FP17s for the same patient ID Re-attending within 3 months - Children	91	664	13.7%	11.5%	12.1%	11.5%
% of FP17s for the same patient ID Re-attending within 3 months - Adults	187	1,284	14.6%	16.1%	15.6%	15.4%
% of FP17s for the same patient ID Re-attending between 3 & 9 months - Children	353	664	53.2%	59.3%	61.2%	59.7%
% of FP17s for the same patient ID Re-attending between 3 & 9 months - Adults	710	1,284	55.3%	51.9%	54.3%	51.7%
% of FP17s for Band 1 Urgent Courses	215	1,855	11.6%	10.4%	9.1%	9.2%
% of FP17s Relating to Free Repair or Replacements	1	1,855	0.1%	0.8%	0.9%	0.7%
% of FP17s Relating to Continuations	0	1,855	0.0%	0.8%	1.0%	0.8%
% of Patients satisfied with the dentistry they have received	1	1	N/A	92.3%	94.4%	93.5%
% of Patients satisfied with the time they had to wait for an appointment	1	1	N/A	87.3%	88.1%	87.4%

* This is based on patients treated on this contract for their most recent course of treatment. Figures in italics indicate the base number of FP17s or Patient Questionnaire responses are less than 100. N/A is shown where the base number of responses is less than 10 during the period. % is calculated as Quantity/Base number*100

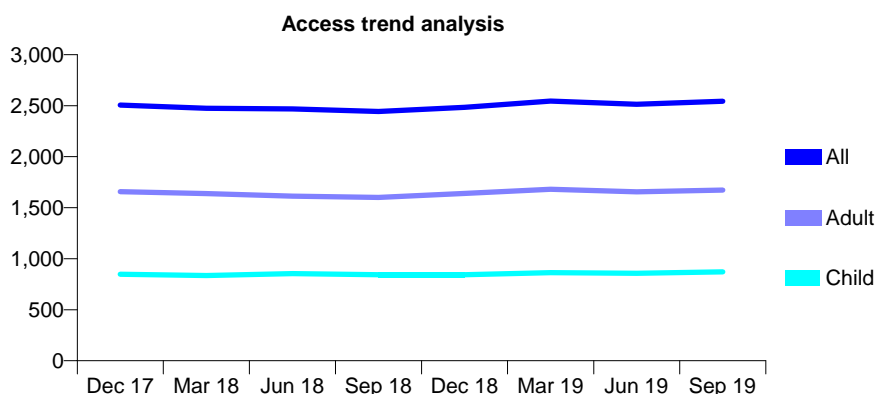
Q46 - Vital Signs At a Glance Contract Report for 908673/0001 - September 2019

Name or company name	DR PV MCCRORY
Contract type name	GDS Contract
Purpose of contract	General
Contract start date	01/04/2006
Contract end date	

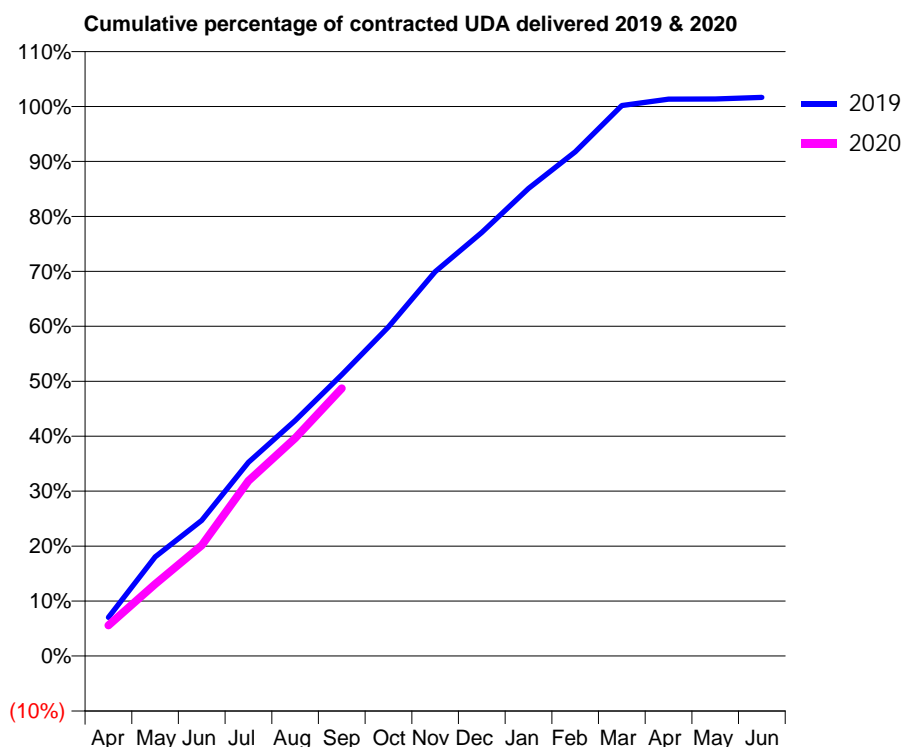
19/20 Contracted general activity (UDA)	7,000
Carry forward general activity (UDA)	0
19/20 Contracted orthodontic activity (UOA)	0
Carry forward orthodontic activity (UOA)	0
Baseline contract value	£218,972.75

ACCESS*

Patients seen in 24 months	Total	Change since previous quarter
Quarter ending September 2018	2,444	
Quarter ending December 2018	2,484	→
Quarter ending March 2019	2,545	↑
Quarter ending June 2019	2,513	↓
Quarter ending September 2019	2,543	→
Variance since September 2018	4.1%	↑



ACTIVITY



Month	Adjusted Scheduled Activity (UDA)	
	2019	2020
April	492	392
May	1,263	917
June	1,729	1,410
July	2,467	2,232
August	3,000	2,775
September	3,583	3,411
October	4,192	
November	4,896	
December	5,396	
January	5,957	
February	6,422	
March	7,011	
April	7,092	
May	7,094	
June	7,115	

QUALITY

	Quantity	Base Number	Contract	AT	Region	England
% of FP17s for the same patient ID Re-attending within 3 months - Children	24	542	4.4%	11.5%	12.1%	11.5%
% of FP17s for the same patient ID Re-attending within 3 months - Adults	97	946	10.3%	16.1%	15.6%	15.4%
% of FP17s for the same patient ID Re-attending between 3 & 9 months - Children	309	542	57.0%	59.3%	61.2%	59.7%
% of FP17s for the same patient ID Re-attending between 3 & 9 months - Adults	441	946	46.6%	51.9%	54.3%	51.7%
% of FP17s for Band 1 Urgent Courses	159	1,436	11.1%	10.4%	9.1%	9.2%
% of FP17s Relating to Free Repair or Replacements	2	1,436	0.1%	0.8%	0.9%	0.7%
% of FP17s Relating to Continuations	7	1,436	0.5%	0.8%	1.0%	0.8%
% of Patients satisfied with the dentistry they have received	1	1	N/A	92.3%	94.4%	93.5%
% of Patients satisfied with the time they had to wait for an appointment	1	1	N/A	87.3%	88.1%	87.4%

* This is based on patients treated on this contract for their most recent course of treatment. Figures in italics indicate the base number of FP17s or Patient Questionnaire responses are less than 100. N/A is shown where the base number of responses is less than 10 during the period. % is calculated as Quantity/Base number*100

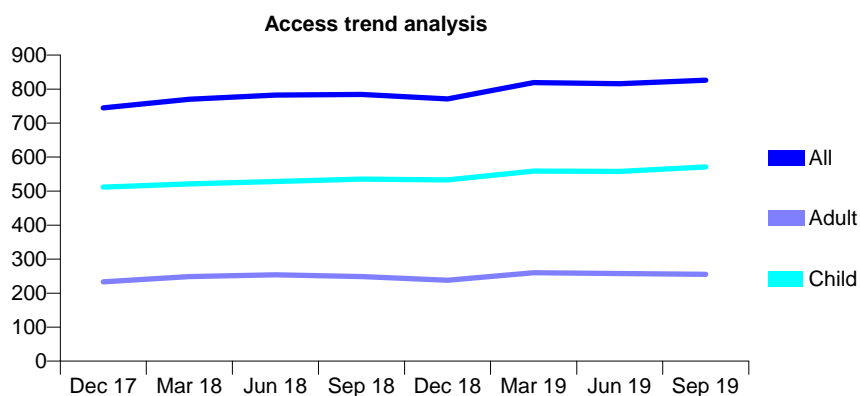
Q46 - Vital Signs At a Glance Contract Report for 909580/0002 - September 2019

Name or company name	P&J Noble Dental Practice
Contract type name	GDS Contract
Purpose of contract	General and Orthodontic
Contract start date	01/04/2007
Contract end date	

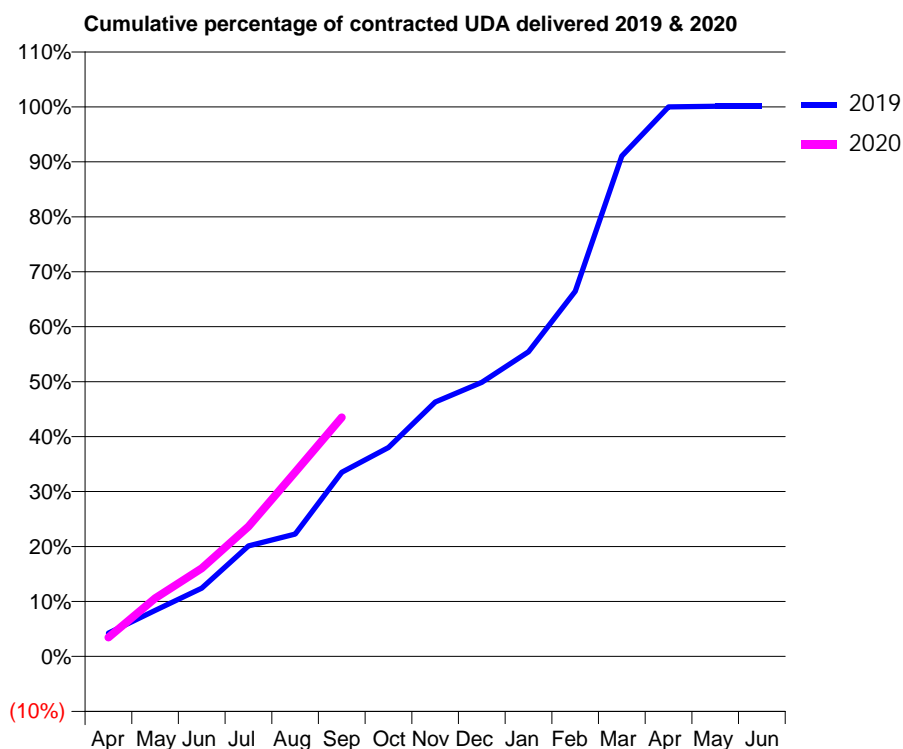
19/20 Contracted general activity (UDA)	1,706
Carry forward general activity (UDA)	0
19/20 Contracted orthodontic activity (UOA)	293
Carry forward orthodontic activity (UOA)	0
Baseline contract value	£67,961.86

ACCESS*

Patients seen in 24 months	Total	Change since previous quarter
Quarter ending September 2018	784	
Quarter ending December 2018	771	↓
Quarter ending March 2019	819	↑
Quarter ending June 2019	816	→
Quarter ending September 2019	826	→
Variance since September 2018	5.4%	↑



ACTIVITY



Month	2019	2020
April	72	59
May	143	181
June	212	273
July	343	403
August	380	572
September	571	742
October	648	
November	790	
December	851	
January	946	
February	1,133	
March	1,553	
April	1,706	
May	1,708	
June	1,708	

QUALITY

	Quantity	Base Number	Contract	AT	Region	England
% of FP17s for the same patient ID Re-attending within 3 months - Children	83	557	14.9%	11.5%	12.1%	11.5%
% of FP17s for the same patient ID Re-attending within 3 months - Adults	14	135	10.4%	16.1%	15.6%	15.4%
% of FP17s for the same patient ID Re-attending between 3 & 9 months - Children	367	557	65.9%	59.3%	61.2%	59.7%
% of FP17s for the same patient ID Re-attending between 3 & 9 months - Adults	80	135	59.3%	51.9%	54.3%	51.7%
% of FP17s for Band 1 Urgent Courses	26	590	4.4%	10.4%	9.1%	9.2%
% of FP17s Relating to Free Repair or Replacements	0	590	0.0%	0.8%	0.9%	0.7%
% of FP17s Relating to Continuations	0	590	0.0%	0.8%	1.0%	0.8%
% of Patients satisfied with the dentistry they have received	0	0	N/A	92.3%	94.4%	93.5%
% of Patients satisfied with the time they had to wait for an appointment	0	0	N/A	87.3%	88.1%	87.4%

* This is based on patients treated on this contract for their most recent course of treatment. Figures in italics indicate the base number of FP17s or Patient Questionnaire responses are less than 100. N/A is shown where the base number of responses is less than 10 during the period. % is calculated as Quantity/Base number*100

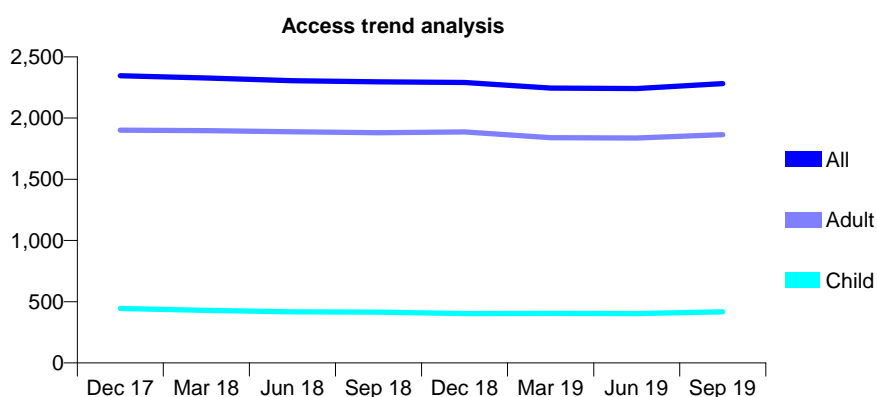
Q46 - Vital Signs At a Glance Contract Report for 910104/0002 - September 2019

Name or company name	MR DJ GRIFFITHS
Contract type name	GDS Contract
Purpose of contract	General
Contract start date	02/01/2007
Contract end date	

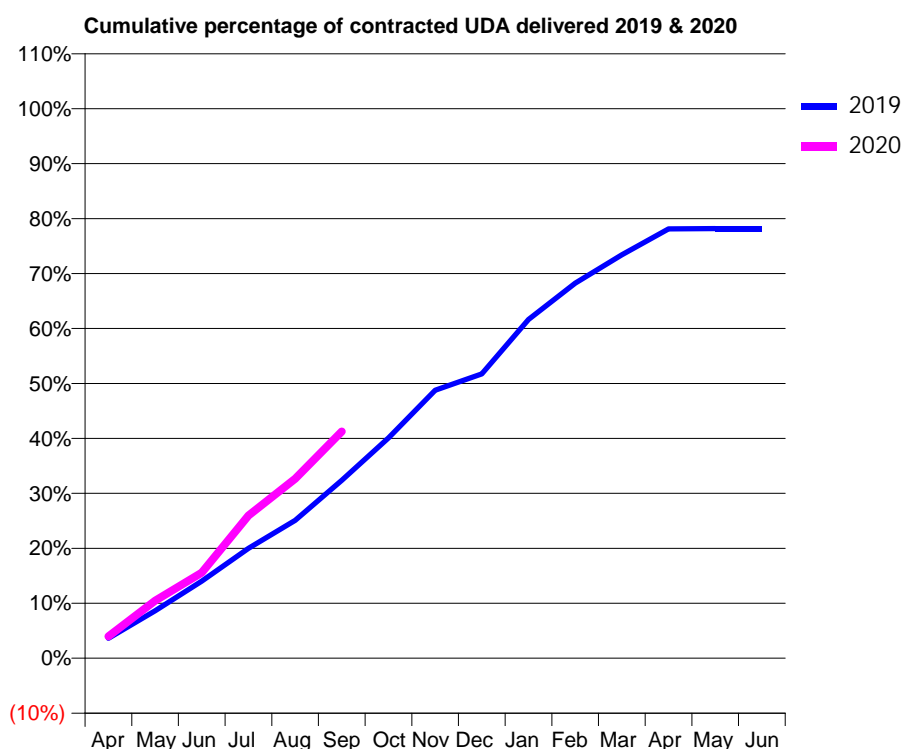
19/20 Contracted general activity (UDA)	8,178
Carry forward general activity (UDA)	0
19/20 Contracted orthodontic activity (UOA)	0
Carry forward orthodontic activity (UOA)	0
Baseline contract value	£183,073.61

ACCESS*

Patients seen in 24 months	Total	Change since previous quarter
Quarter ending September 2018	2,296	
Quarter ending December 2018	2,291	→
Quarter ending March 2019	2,245	↓
Quarter ending June 2019	2,241	→
Quarter ending September 2019	2,282	→
Variance since September 2018	(0.6%)	→



ACTIVITY



Month	2019	2020
April	297	327
May	706	856
June	1,147	1,273
July	1,636	2,122
August	2,054	2,672
September	2,646	3,372
October	3,278	
November	3,989	
December	4,232	
January	5,040	
February	5,582	
March	6,003	
April	6,389	
May	6,394	
June	6,394	

QUALITY

	Quantity	Base Number	Contract	AT	Region	England
% of FP17s for the same patient ID Re-attending within 3 months - Children	27	370	7.3%	11.5%	12.1%	11.5%
% of FP17s for the same patient ID Re-attending within 3 months - Adults	208	1,480	14.1%	16.1%	15.6%	15.4%
% of FP17s for the same patient ID Re-attending between 3 & 9 months - Children	221	370	59.7%	59.3%	61.2%	59.7%
% of FP17s for the same patient ID Re-attending between 3 & 9 months - Adults	734	1,480	49.6%	51.9%	54.3%	51.7%
% of FP17s for Band 1 Urgent Courses	76	1,692	4.5%	10.4%	9.1%	9.2%
% of FP17s Relating to Free Repair or Replacements	56	1,692	3.3%	0.8%	0.9%	0.7%
% of FP17s Relating to Continuations	5	1,692	0.3%	0.8%	1.0%	0.8%
% of Patients satisfied with the dentistry they have received	2	2	N/A	92.3%	94.4%	93.5%
% of Patients satisfied with the time they had to wait for an appointment	2	2	N/A	87.3%	88.1%	87.4%

* This is based on patients treated on this contract for their most recent course of treatment. Figures in italics indicate the base number of FP17s or Patient Questionnaire responses are less than 100. N/A is shown where the base number of responses is less than 10 during the period. % is calculated as Quantity/Base number*100

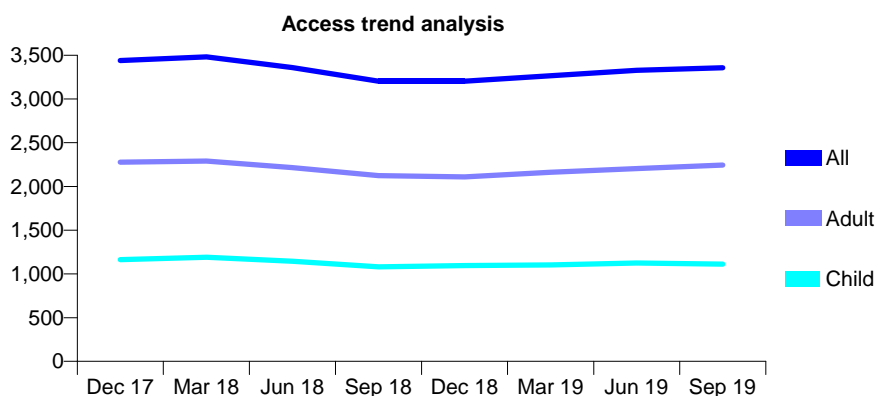
Q46 - Vital Signs At a Glance Contract Report for 910864/0001 - September 2019

Name or company name	MR D END
Contract type name	GDS Contract
Purpose of contract	General and Orthodontic
Contract start date	01/04/2006
Contract end date	

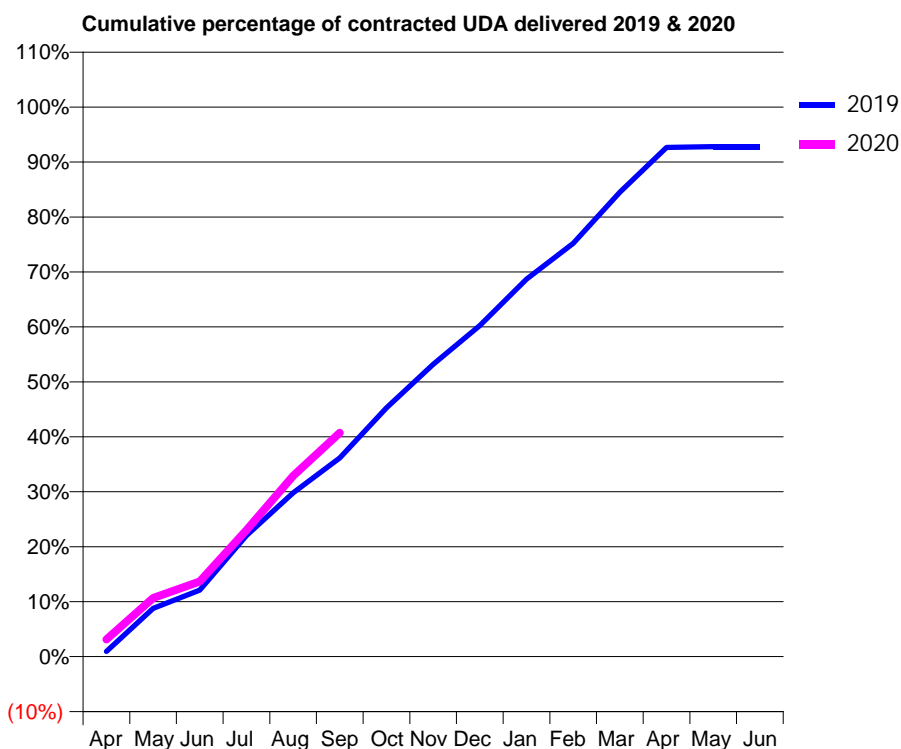
19/20 Contracted general activity (UDA)	9,584
Carry forward general activity (UDA)	0
19/20 Contracted orthodontic activity (UOA)	400
Carry forward orthodontic activity (UOA)	0
Baseline contract value	£338,476.49

ACCESS*

Patients seen in 24 months	Total	Change since previous quarter
Quarter ending September 2018	3,204	
Quarter ending December 2018	3,204	→
Quarter ending March 2019	3,266	→
Quarter ending June 2019	3,328	→
Quarter ending September 2019	3,357	→
Variance since September 2018	4.8%	↑



ACTIVITY



Month	Adjusted Scheduled Activity (UDA)	
	2019	2020
April	92	302
May	844	1,024
June	1,159	1,311
July	2,110	2,207
August	2,857	3,153
September	3,464	3,903
October	4,339	
November	5,099	
December	5,774	
January	6,584	
February	7,208	
March	8,100	
April	8,881	
May	8,893	
June	8,893	

QUALITY

	Quantity	Base Number	Contract	AT	Region	England
% of FP17s for the same patient ID Re-attending within 3 months - Children	29	639	4.5%	11.5%	12.1%	11.5%
% of FP17s for the same patient ID Re-attending within 3 months - Adults	32	1,057	3.0%	16.1%	15.6%	15.4%
% of FP17s for the same patient ID Re-attending between 3 & 9 months - Children	269	639	42.1%	59.3%	61.2%	59.7%
% of FP17s for the same patient ID Re-attending between 3 & 9 months - Adults	442	1,057	41.8%	51.9%	54.3%	51.7%
% of FP17s for Band 1 Urgent Courses	5	1,484	0.3%	10.4%	9.1%	9.2%
% of FP17s Relating to Free Repair or Replacements	0	1,484	0.0%	0.8%	0.9%	0.7%
% of FP17s Relating to Continuations	4	1,484	0.3%	0.8%	1.0%	0.8%
% of Patients satisfied with the dentistry they have received	0	0	N/A	92.3%	94.4%	93.5%
% of Patients satisfied with the time they had to wait for an appointment	0	0	N/A	87.3%	88.1%	87.4%

* This is based on patients treated on this contract for their most recent course of treatment. Figures in italics indicate the base number of FP17s or Patient Questionnaire responses are less than 100. N/A is shown where the base number of responses is less than 10 during the period. % is calculated as Quantity/Base number*100

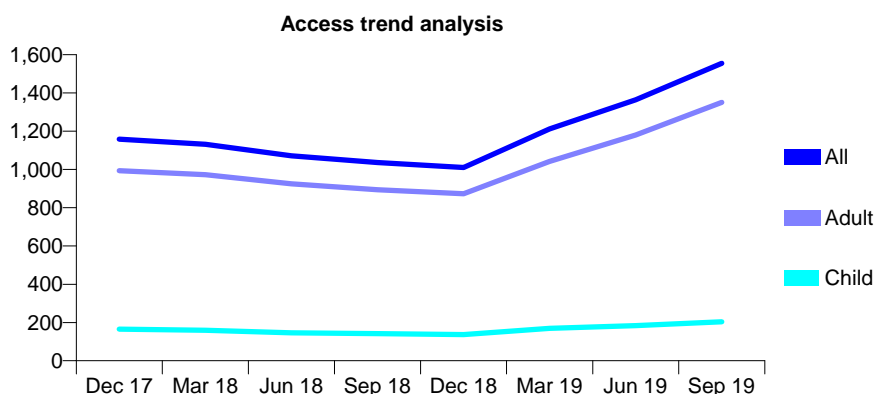
Q46 - Vital Signs At a Glance Contract Report for 913995/0001 - September 2019

Name or company name	Clarity Dental Clinic
Contract type name	GDS Contract
Purpose of contract	General
Contract start date	01/04/2006
Contract end date	

19/20 Contracted general activity (UDA)	7,018
Carry forward general activity (UDA)	0
19/20 Contracted orthodontic activity (UOA)	0
Carry forward orthodontic activity (UOA)	0
Baseline contract value	£236,965.31

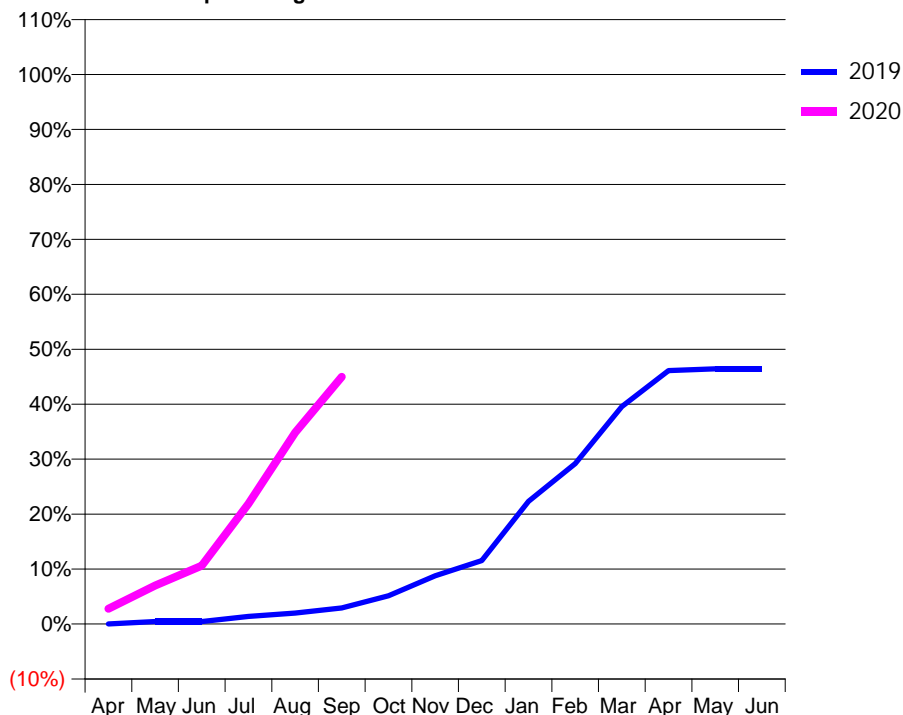
ACCESS*

Patients seen in 24 months	Total	Change since previous quarter
Quarter ending September 2018	1,036	
Quarter ending December 2018	1,010	↓
Quarter ending March 2019	1,212	↑
Quarter ending June 2019	1,364	↑
Quarter ending September 2019	1,555	↑
Variance since September 2018	50.1%	↑



ACTIVITY

Cumulative percentage of contracted UDA delivered 2019 & 2020



Adjusted Scheduled Activity (UDA)

Month	2019	2020
April	0	194
May	31	492
June	31	745
July	97	1,538
August	141	2,444
September	206	3,157
October	361	
November	615	
December	809	
January	1,567	
February	2,049	
March	2,777	
April	3,236	
May	3,258	
June	3,258	

QUALITY

	Quantity	Base Number	Contract	AT	Region	England
% of FP17s for the same patient ID Re-attending within 3 months - Children	19	211	9.0%	11.5%	12.1%	11.5%
% of FP17s for the same patient ID Re-attending within 3 months - Adults	108	1,123	9.6%	16.1%	15.6%	15.4%
% of FP17s for the same patient ID Re-attending between 3 & 9 months - Children	77	211	36.5%	59.3%	61.2%	59.7%
% of FP17s for the same patient ID Re-attending between 3 & 9 months - Adults	423	1,123	37.7%	51.9%	54.3%	51.7%
% of FP17s for Band 1 Urgent Courses	7	1,189	0.6%	10.4%	9.1%	9.2%
% of FP17s Relating to Free Repair or Replacements	2	1,189	0.2%	0.8%	0.9%	0.7%
% of FP17s Relating to Continuations	1	1,189	0.1%	0.8%	1.0%	0.8%
% of Patients satisfied with the dentistry they have received	1	1	N/A	92.3%	94.4%	93.5%
% of Patients satisfied with the time they had to wait for an appointment	1	1	N/A	87.3%	88.1%	87.4%

* This is based on patients treated on this contract for their most recent course of treatment.

Figures in italics indicate the base number of FP17s or Patient Questionnaire responses are less than 100. N/A is shown where the base number of responses is less than 10 during the period. % is calculated as Quantity/Base number*100

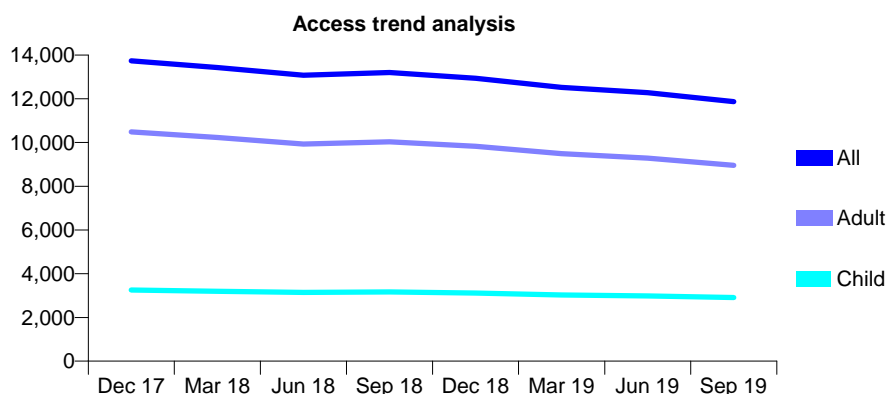
Q46 - Vital Signs At a Glance Contract Report for 918059/0001 - September 2019

Name or company name	MR JP BECKER-LE CERF
Contract type name	GDS Contract
Purpose of contract	General
Contract start date	01/04/2006
Contract end date	

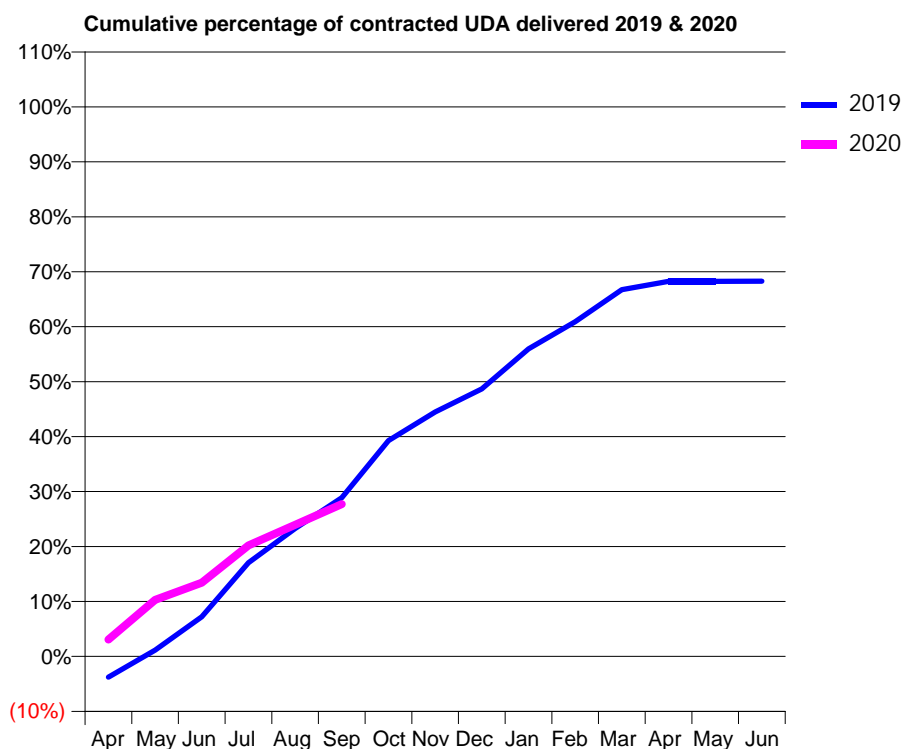
19/20 Contracted general activity (UDA)	39,600
Carry forward general activity (UDA)	0
19/20 Contracted orthodontic activity (UOA)	0
Carry forward orthodontic activity (UOA)	0
Baseline contract value	£1,200,007.44

ACCESS*

Patients seen in 24 months	Total	Change since previous quarter
Quarter ending September 2018	13,204	
Quarter ending December 2018	12,940	↓
Quarter ending March 2019	12,518	↓
Quarter ending June 2019	12,276	↓
Quarter ending September 2019	11,870	↓
Variance since September 2018	(10.1%)	↓



ACTIVITY



Month	2019	2020
April	-1,508	1,220
May	453	4,081
June	2,863	5,309
July	6,750	7,999
August	9,222	9,490
September	11,429	10,968
October	15,554	
November	17,624	
December	19,284	
January	22,152	
February	24,123	
March	26,435	
April	27,023	
May	27,024	
June	27,036	

QUALITY

	Quantity	Base Number	Contract	AT	Region	England
% of FP17s for the same patient ID Re-attending within 3 months - Children	193	1,881	10.3%	11.5%	12.1%	11.5%
% of FP17s for the same patient ID Re-attending within 3 months - Adults	333	3,740	8.9%	16.1%	15.6%	15.4%
% of FP17s for the same patient ID Re-attending between 3 & 9 months - Children	1,018	1,881	54.1%	59.3%	61.2%	59.7%
% of FP17s for the same patient ID Re-attending between 3 & 9 months - Adults	1,425	3,740	38.1%	51.9%	54.3%	51.7%
% of FP17s for Band 1 Urgent Courses	359	5,325	6.7%	10.4%	9.1%	9.2%
% of FP17s Relating to Free Repair or Replacements	16	5,325	0.3%	0.8%	0.9%	0.7%
% of FP17s Relating to Continuations	67	5,325	1.3%	0.8%	1.0%	0.8%
% of Patients satisfied with the dentistry they have received	1	1	N/A	92.3%	94.4%	93.5%
% of Patients satisfied with the time they had to wait for an appointment	1	1	N/A	87.3%	88.1%	87.4%

* This is based on patients treated on this contract for their most recent course of treatment. Figures in italics indicate the base number of FP17s or Patient Questionnaire responses are less than 100. N/A is shown where the base number of responses is less than 10 during the period. % is calculated as Quantity/Base number*100

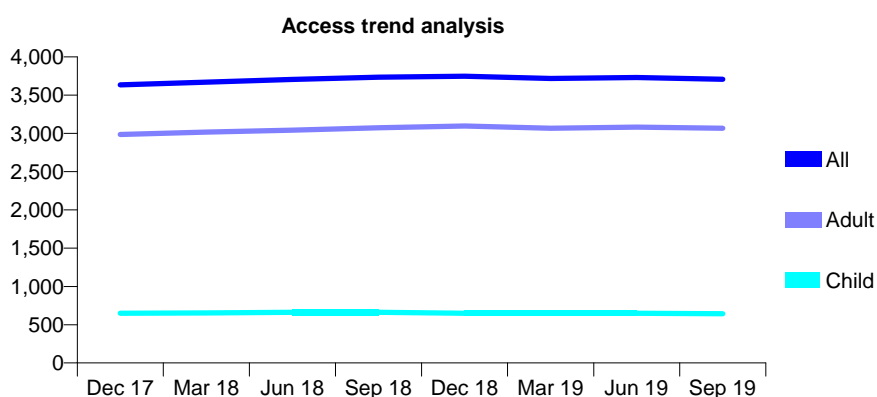
Q46 - Vital Signs At a Glance Contract Report for 918113/0001 - September 2019

Name or company name	MR JA LEE
Contract type name	GDS Contract
Purpose of contract	General
Contract start date	01/04/2006
Contract end date	

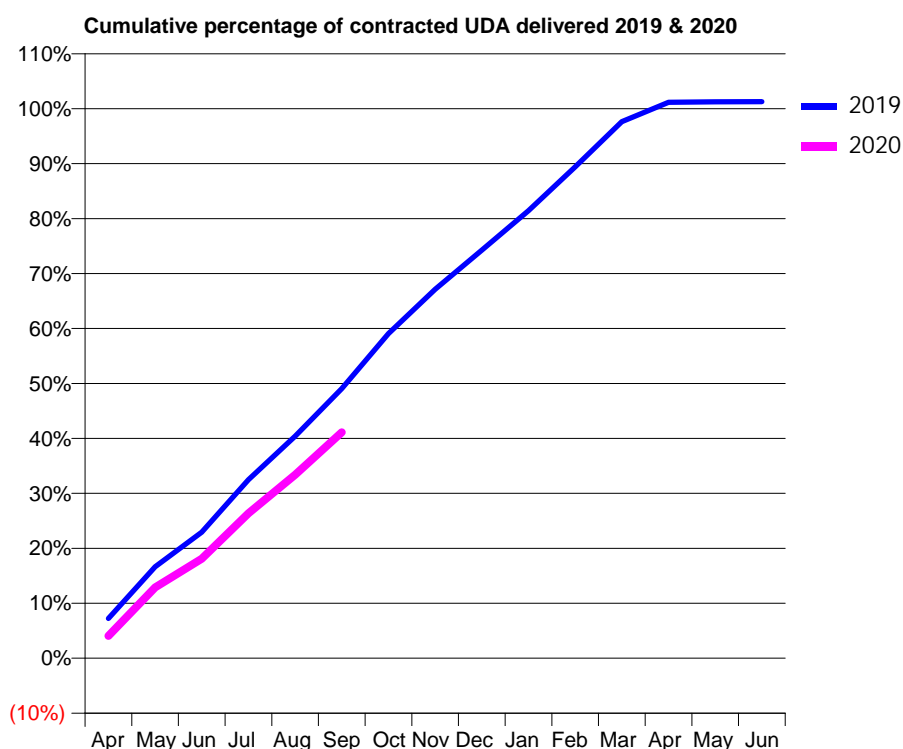
19/20 Contracted general activity (UDA)	10,653
Carry forward general activity (UDA)	0
19/20 Contracted orthodontic activity (UOA)	0
Carry forward orthodontic activity (UOA)	0
Baseline contract value	£339,082.52

ACCESS*

Patients seen in 24 months	Total	Change since previous quarter
Quarter ending September 2018	3,735	
Quarter ending December 2018	3,747	→
Quarter ending March 2019	3,717	→
Quarter ending June 2019	3,731	→
Quarter ending September 2019	3,708	→
Variance since September 2018	(0.7%)	→



ACTIVITY



Month	2019	2020
April	771	432
May	1,774	1,373
June	2,444	1,926
July	3,461	2,808
August	4,306	3,556
September	5,226	4,377
October	6,294	
November	7,151	
December	7,910	
January	8,678	
February	9,526	
March	10,402	
April	10,777	
May	10,786	
June	10,789	

QUALITY

	Quantity	Base Number	Contract	AT	Region	England
% of FP17s for the same patient ID Re-attending within 3 months - Children	56	619	9.0%	11.5%	12.1%	11.5%
% of FP17s for the same patient ID Re-attending within 3 months - Adults	336	2,063	16.3%	16.1%	15.6%	15.4%
% of FP17s for the same patient ID Re-attending between 3 & 9 months - Children	386	619	62.4%	59.3%	61.2%	59.7%
% of FP17s for the same patient ID Re-attending between 3 & 9 months - Adults	884	2,063	42.9%	51.9%	54.3%	51.7%
% of FP17s for Band 1 Urgent Courses	344	2,494	13.8%	10.4%	9.1%	9.2%
% of FP17s Relating to Free Repair or Replacements	46	2,494	1.8%	0.8%	0.9%	0.7%
% of FP17s Relating to Continuations	21	2,494	0.8%	0.8%	1.0%	0.8%
% of Patients satisfied with the dentistry they have received	3	3	N/A	92.3%	94.4%	93.5%
% of Patients satisfied with the time they had to wait for an appointment	3	3	N/A	87.3%	88.1%	87.4%

* This is based on patients treated on this contract for their most recent course of treatment.

Figures in italics indicate the base number of FP17s or Patient Questionnaire responses are less than 100. N/A is shown where the base number of responses is less than 10 during the period. % is calculated as Quantity/Base number*100

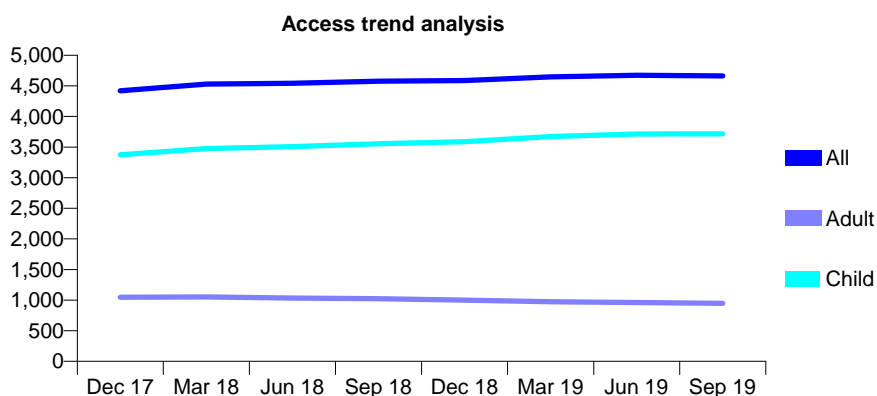
Q46 - Vital Signs At a Glance Contract Report for 919160/0002 - September 2019

Name or company name	Hewitt, Higgins, Hamburger & Sadler
Contract type name	GDS Contract
Purpose of contract	General and Orthodontic
Contract start date	01/02/2011
Contract end date	

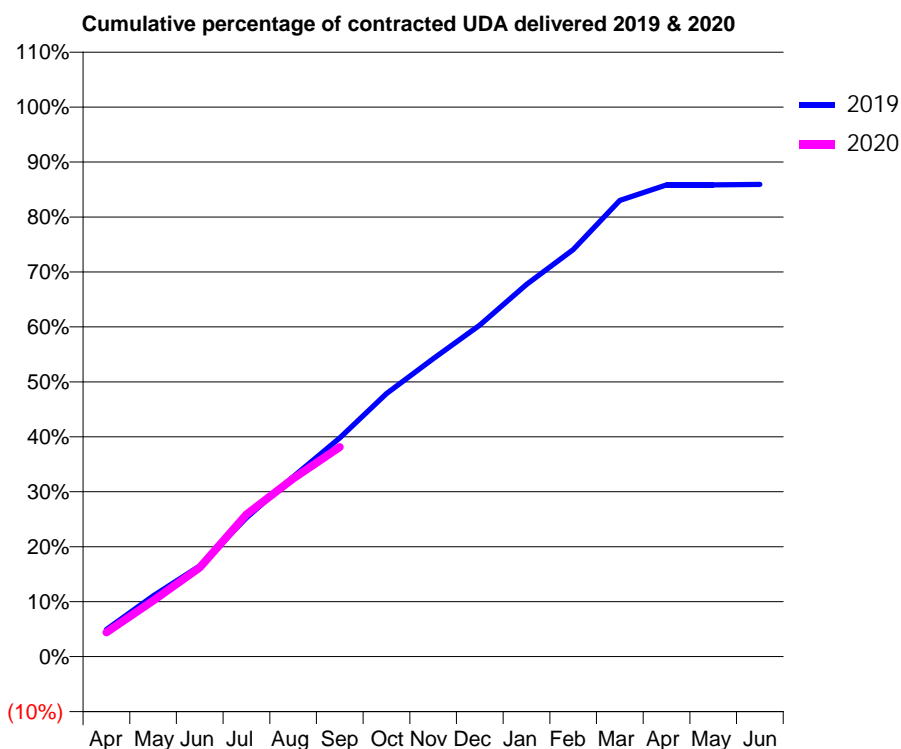
19/20 Contracted general activity (UDA)	14,632
Carry forward general activity (UDA)	0
19/20 Contracted orthodontic activity (UOA)	1,564
Carry forward orthodontic activity (UOA)	0
Baseline contract value	£478,563.52

ACCESS*

Patients seen in 24 months	Total	Change since previous quarter
Quarter ending September 2018	4,577	
Quarter ending December 2018	4,588	→
Quarter ending March 2019	4,645	→
Quarter ending June 2019	4,675	→
Quarter ending September 2019	4,663	→
Variance since September 2018	1.9%	→



ACTIVITY



Month	Adjusted Scheduled Activity (UDA)	
	2019	2020
April	723	645
May	1,616	1,490
June	2,415	2,371
July	3,698	3,785
August	4,787	4,741
September	5,821	5,580
October	7,003	
November	7,929	
December	8,829	
January	9,908	
February	10,840	
March	12,145	
April	12,561	
May	12,562	
June	12,572	

QUALITY

	Quantity	Base Number	Contract	AT	Region	England
% of FP17s for the same patient ID Re-attending within 3 months - Children	473	3,492	13.5%	11.5%	12.1%	11.5%
% of FP17s for the same patient ID Re-attending within 3 months - Adults	96	516	18.6%	16.1%	15.6%	15.4%
% of FP17s for the same patient ID Re-attending between 3 & 9 months - Children	2,254	3,492	64.5%	59.3%	61.2%	59.7%
% of FP17s for the same patient ID Re-attending between 3 & 9 months - Adults	305	516	59.1%	51.9%	54.3%	51.7%
% of FP17s for Band 1 Urgent Courses	253	3,630	7.0%	10.4%	9.1%	9.2%
% of FP17s Relating to Free Repair or Replacements	0	3,630	0.0%	0.8%	0.9%	0.7%
% of FP17s Relating to Continuations	0	3,630	0.0%	0.8%	1.0%	0.8%
% of Patients satisfied with the dentistry they have received	0	0	N/A	92.3%	94.4%	93.5%
% of Patients satisfied with the time they had to wait for an appointment	0	0	N/A	87.3%	88.1%	87.4%

* This is based on patients treated on this contract for their most recent course of treatment. Figures in italics indicate the base number of FP17s or Patient Questionnaire responses are less than 100. N/A is shown where the base number of responses is less than 10 during the period. % is calculated as Quantity/Base number*100

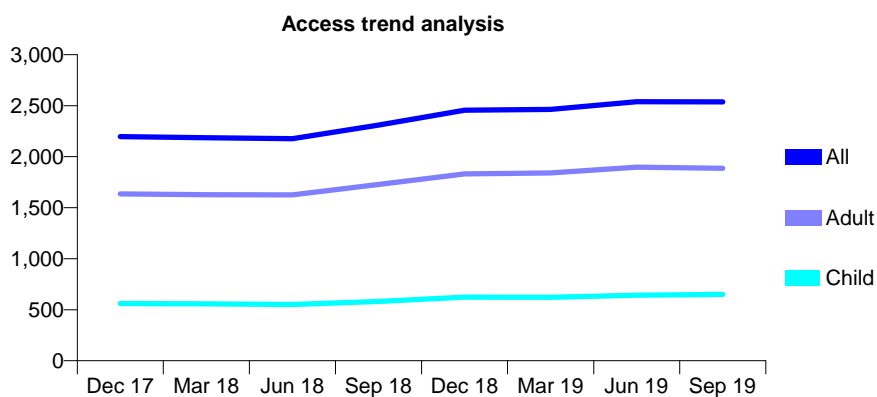
Q46 - Vital Signs At a Glance Contract Report for 919926/0001 - September 2019

Name or company name	MR DP FLATTERY
Contract type name	GDS Contract
Purpose of contract	General
Contract start date	29/04/2010
Contract end date	

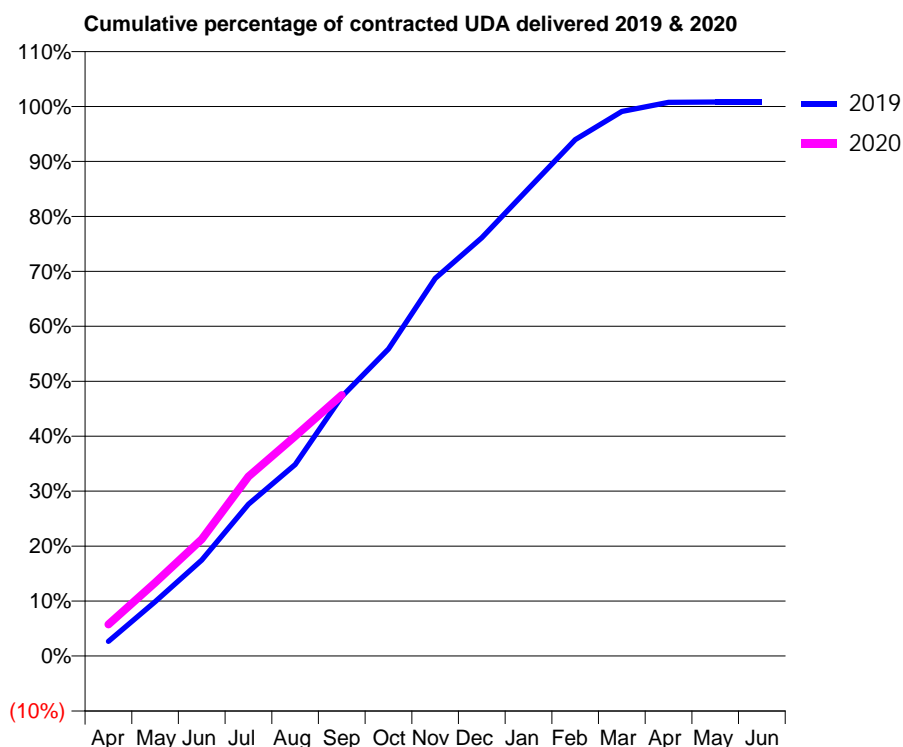
19/20 Contracted general activity (UDA)	5,922
Carry forward general activity (UDA)	0
19/20 Contracted orthodontic activity (UOA)	0
Carry forward orthodontic activity (UOA)	0
Baseline contract value	£149,854.84

ACCESS*

Patients seen in 24 months	Total	Change since previous quarter
Quarter ending September 2018	2,309	
Quarter ending December 2018	2,455	↑
Quarter ending March 2019	2,463	→
Quarter ending June 2019	2,539	↑
Quarter ending September 2019	2,537	→
Variance since September 2018	9.9%	↑



ACTIVITY



Month	Adjusted Scheduled Activity (UDA)	
	2019	2020
April	159	341
May	586	790
June	1,035	1,259
July	1,636	1,935
August	2,063	2,369
September	2,794	2,811
October	3,308	
November	4,069	
December	4,507	
January	5,037	
February	5,564	
March	5,868	
April	5,966	
May	5,969	
June	5,969	

QUALITY

	Quantity	Base Number	Contract	AT	Region	England
% of FP17s for the same patient ID Re-attending within 3 months - Children	40	461	8.7%	11.5%	12.1%	11.5%
% of FP17s for the same patient ID Re-attending within 3 months - Adults	197	1,334	14.8%	16.1%	15.6%	15.4%
% of FP17s for the same patient ID Re-attending between 3 & 9 months - Children	279	461	60.5%	59.3%	61.2%	59.7%
% of FP17s for the same patient ID Re-attending between 3 & 9 months - Adults	744	1,334	55.8%	51.9%	54.3%	51.7%
% of FP17s for Band 1 Urgent Courses	96	1,743	5.5%	10.4%	9.1%	9.2%
% of FP17s Relating to Free Repair or Replacements	3	1,743	0.2%	0.8%	0.9%	0.7%
% of FP17s Relating to Continuations	61	1,743	3.5%	0.8%	1.0%	0.8%
% of Patients satisfied with the dentistry they have received	1	1	N/A	92.3%	94.4%	93.5%
% of Patients satisfied with the time they had to wait for an appointment	1	1	N/A	87.3%	88.1%	87.4%

* This is based on patients treated on this contract for their most recent course of treatment. Figures in italics indicate the base number of FP17s or Patient Questionnaire responses are less than 100. N/A is shown where the base number of responses is less than 10 during the period. % is calculated as Quantity/Base number*100

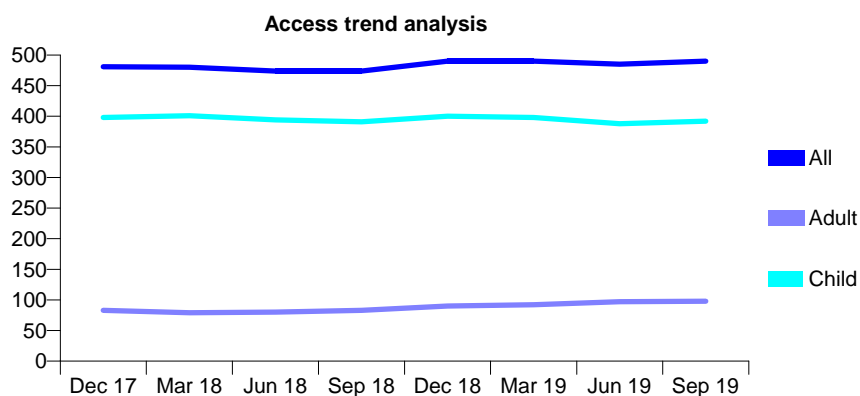
Q46 - Vital Signs At a Glance Contract Report for 919942/0001 - September 2019

Name or company name	MR N NAEEM
Contract type name	GDS Contract
Purpose of contract	General
Contract start date	01/04/2006
Contract end date	

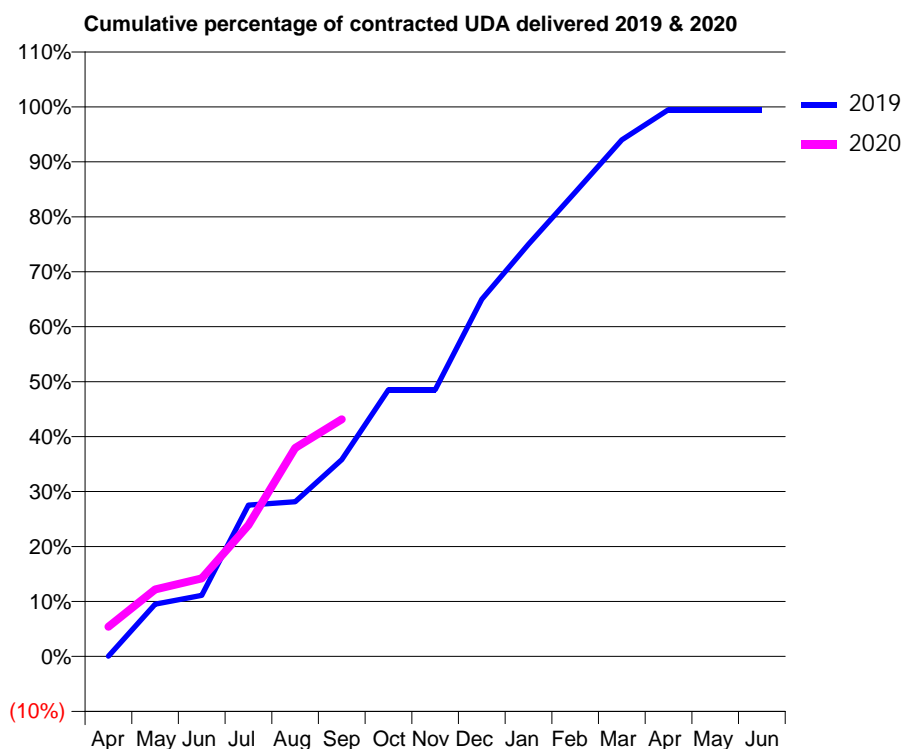
19/20 Contracted general activity (UDA)	1,500
Carry forward general activity (UDA)	0
19/20 Contracted orthodontic activity (UOA)	0
Carry forward orthodontic activity (UOA)	0
Baseline contract value	£36,608.27

ACCESS*

Patients seen in 24 months	Total	Change since previous quarter
Quarter ending September 2018	474	
Quarter ending December 2018	490	↑
Quarter ending March 2019	490	→
Quarter ending June 2019	485	↓
Quarter ending September 2019	490	→
Variance since September 2018	3.4%	↑



ACTIVITY



Month	Adjusted Scheduled Activity (UDA)	
	2019	2020
April	1	81
May	143	183
June	167	213
July	413	358
August	422	569
September	537	647
October	728	
November	728	
December	975	
January	1,125	
February	1,267	
March	1,410	
April	1,492	
May	1,492	
June	1,492	

QUALITY

	Quantity	Base Number	Contract	AT	Region	England
% of FP17s for the same patient ID Re-attending within 3 months - Children	70	472	14.8%	11.5%	12.1%	11.5%
% of FP17s for the same patient ID Re-attending within 3 months - Adults	8	39	20.5%	16.1%	15.6%	15.4%
% of FP17s for the same patient ID Re-attending between 3 & 9 months - Children	337	472	71.4%	59.3%	61.2%	59.7%
% of FP17s for the same patient ID Re-attending between 3 & 9 months - Adults	23	39	59.0%	51.9%	54.3%	51.7%
% of FP17s for Band 1 Urgent Courses	1	466	0.2%	10.4%	9.1%	9.2%
% of FP17s Relating to Free Repair or Replacements	0	466	0.0%	0.8%	0.9%	0.7%
% of FP17s Relating to Continuations	0	466	0.0%	0.8%	1.0%	0.8%
% of Patients satisfied with the dentistry they have received	0	0	N/A	92.3%	94.4%	93.5%
% of Patients satisfied with the time they had to wait for an appointment	0	0	N/A	87.3%	88.1%	87.4%

* This is based on patients treated on this contract for their most recent course of treatment. Figures in italics indicate the base number of FP17s or Patient Questionnaire responses are less than 100. N/A is shown where the base number of responses is less than 10 during the period. % is calculated as Quantity/Base number*100

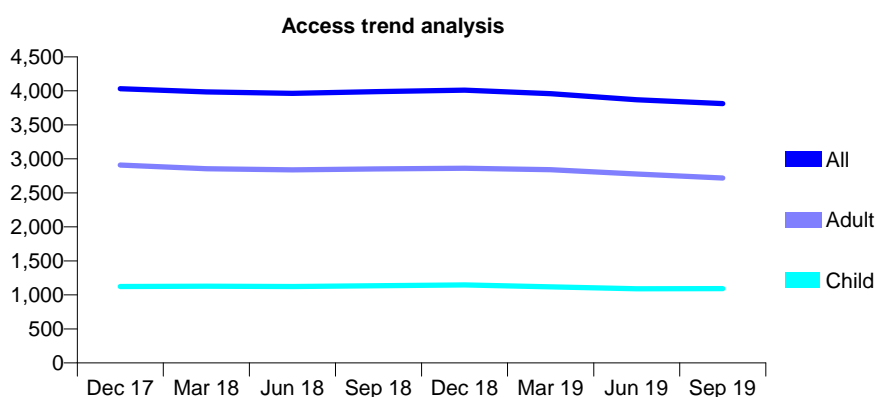
Q46 - Vital Signs At a Glance Contract Report for 920037/0001 - September 2019

Name or company name	MR C EDWARDS
Contract type name	GDS Contract
Purpose of contract	General
Contract start date	01/04/2012
Contract end date	

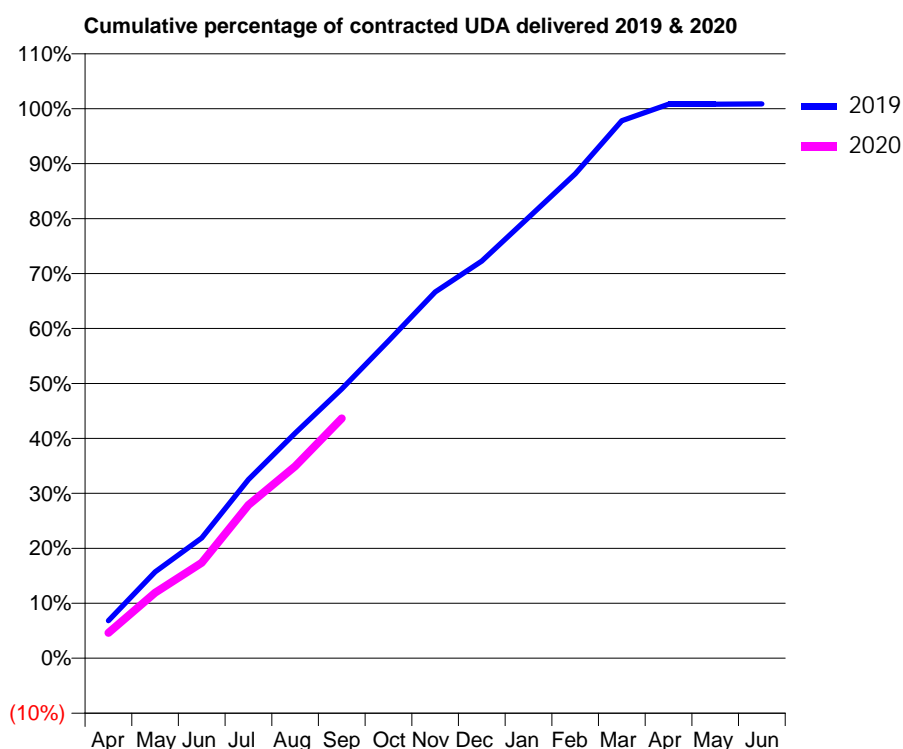
19/20 Contracted general activity (UDA)	12,979
Carry forward general activity (UDA)	0
19/20 Contracted orthodontic activity (UOA)	0
Carry forward orthodontic activity (UOA)	0
Baseline contract value	£401,649.47

ACCESS*

Patients seen in 24 months	Total	Change since previous quarter
Quarter ending September 2018	3,990	
Quarter ending December 2018	4,010	→
Quarter ending March 2019	3,959	↓
Quarter ending June 2019	3,869	↓
Quarter ending September 2019	3,812	↓
Variance since September 2018	(4.5%)	↓



ACTIVITY



Month	2019	2020
April	885	599
May	2,039	1,547
June	2,842	2,252
July	4,220	3,619
August	5,316	4,534
September	6,362	5,663
October	7,494	
November	8,650	
December	9,378	
January	10,407	
February	11,440	
March	12,694	
April	13,085	
May	13,082	
June	13,090	

QUALITY

	Quantity	Base Number	Contract	AT	Region	England
% of FP17s for the same patient ID Re-attending within 3 months - Children	73	934	7.8%	11.5%	12.1%	11.5%
% of FP17s for the same patient ID Re-attending within 3 months - Adults	290	1,990	14.6%	16.1%	15.6%	15.4%
% of FP17s for the same patient ID Re-attending between 3 & 9 months - Children	698	934	74.7%	59.3%	61.2%	59.7%
% of FP17s for the same patient ID Re-attending between 3 & 9 months - Adults	1,244	1,990	62.5%	51.9%	54.3%	51.7%
% of FP17s for Band 1 Urgent Courses	234	2,734	8.6%	10.4%	9.1%	9.2%
% of FP17s Relating to Free Repair or Replacements	20	2,734	0.7%	0.8%	0.9%	0.7%
% of FP17s Relating to Continuations	18	2,734	0.7%	0.8%	1.0%	0.8%
% of Patients satisfied with the dentistry they have received	1	1	N/A	92.3%	94.4%	93.5%
% of Patients satisfied with the time they had to wait for an appointment	1	1	N/A	87.3%	88.1%	87.4%

* This is based on patients treated on this contract for their most recent course of treatment.

Figures in italics indicate the base number of FP17s or Patient Questionnaire responses are less than 100. N/A is shown where the base number of responses is less than 10 during the period. % is calculated as Quantity/Base number*100

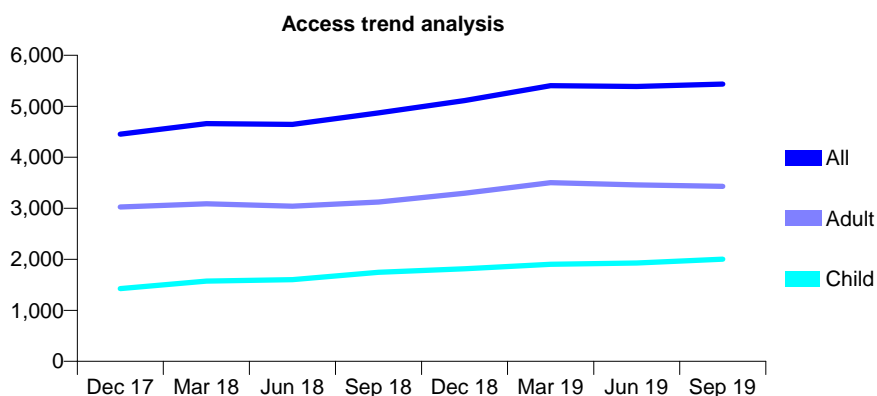
Q46 - Vital Signs At a Glance Contract Report for 920932/0001 - September 2019

Name or company name	272 Dental Care
Contract type name	GDS Contract
Purpose of contract	General
Contract start date	01/04/2006
Contract end date	

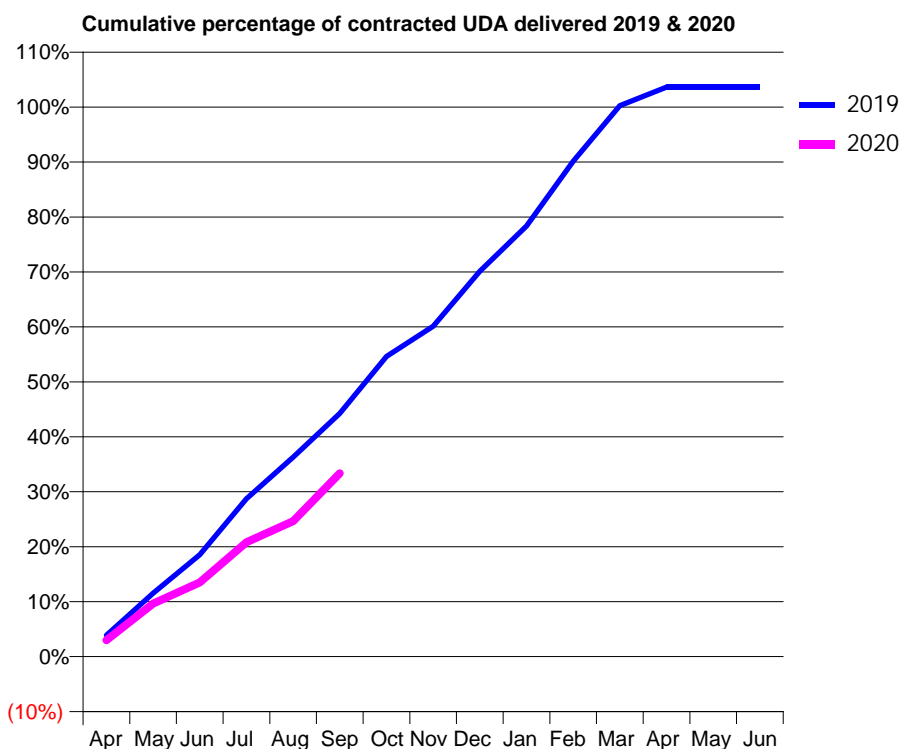
19/20 Contracted general activity (UDA)	16,128
Carry forward general activity (UDA)	0
19/20 Contracted orthodontic activity (UOA)	0
Carry forward orthodontic activity (UOA)	0
Baseline contract value	£402,051.77

ACCESS*

Patients seen in 24 months	Total	Change since previous quarter
Quarter ending September 2018	4,870	
Quarter ending December 2018	5,112	↑
Quarter ending March 2019	5,402	↑
Quarter ending June 2019	5,387	→
Quarter ending September 2019	5,436	→
Variance since September 2018	11.6%	↑



ACTIVITY



Month	Adjusted Scheduled Activity (UDA)	
	2019	2020
April	628	483
May	1,859	1,555
June	2,989	2,179
July	4,630	3,357
August	5,854	3,973
September	7,136	5,378
October	8,807	
November	9,698	
December	11,310	
January	12,637	
February	14,539	
March	16,168	
April	16,715	
May	16,715	
June	16,715	

QUALITY

	Quantity	Base Number	Contract	AT	Region	England
% of FP17s for the same patient ID Re-attending within 3 months - Children	84	1,332	6.3%	11.5%	12.1%	11.5%
% of FP17s for the same patient ID Re-attending within 3 months - Adults	292	1,964	14.9%	16.1%	15.6%	15.4%
% of FP17s for the same patient ID Re-attending between 3 & 9 months - Children	742	1,332	55.7%	59.3%	61.2%	59.7%
% of FP17s for the same patient ID Re-attending between 3 & 9 months - Adults	1,072	1,964	54.6%	51.9%	54.3%	51.7%
% of FP17s for Band 1 Urgent Courses	297	3,055	9.7%	10.4%	9.1%	9.2%
% of FP17s Relating to Free Repair or Replacements	26	3,055	0.9%	0.8%	0.9%	0.7%
% of FP17s Relating to Continuations	42	3,055	1.4%	0.8%	1.0%	0.8%
% of Patients satisfied with the dentistry they have received	1	1	N/A	92.3%	94.4%	93.5%
% of Patients satisfied with the time they had to wait for an appointment	1	1	N/A	87.3%	88.1%	87.4%

* This is based on patients treated on this contract for their most recent course of treatment. Figures in italics indicate the base number of FP17s or Patient Questionnaire responses are less than 100. N/A is shown where the base number of responses is less than 10 during the period. % is calculated as Quantity/Base number*100

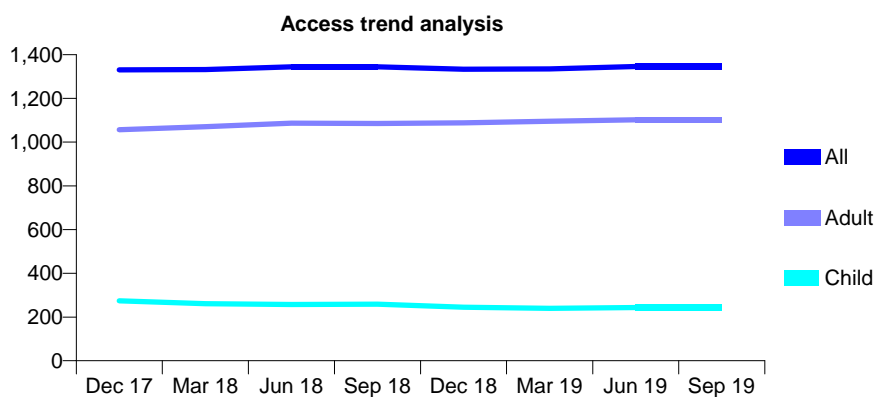
Q46 - Vital Signs At a Glance Contract Report for 921203/0001 - September 2019

Name or company name	MRS KV DISS
Contract type name	GDS Contract
Purpose of contract	General
Contract start date	01/04/2006
Contract end date	

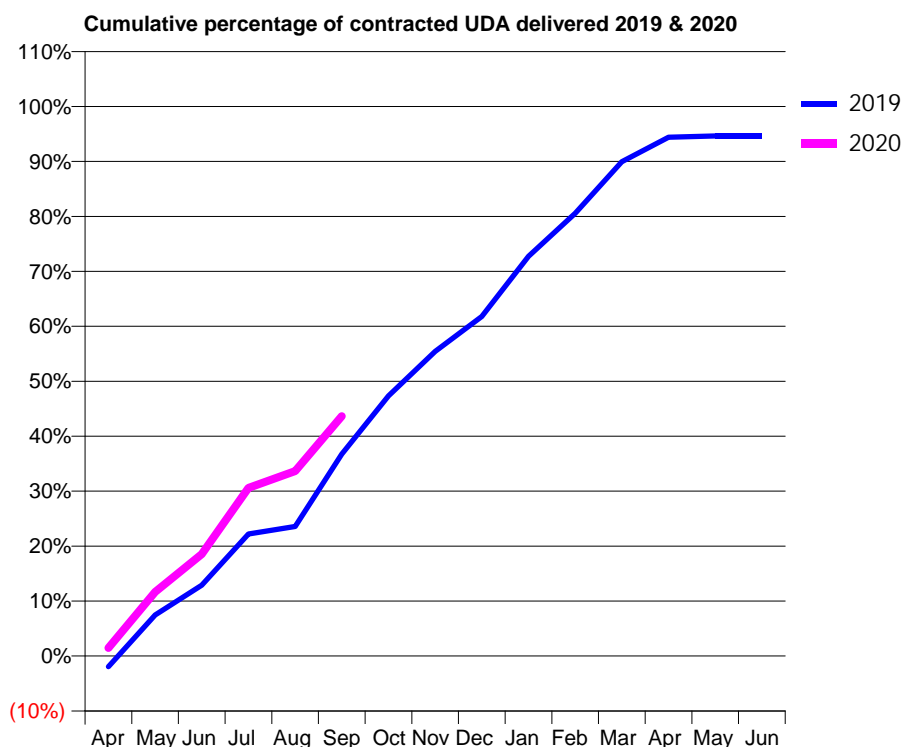
19/20 Contracted general activity (UDA)	3,718
Carry forward general activity (UDA)	0
19/20 Contracted orthodontic activity (UOA)	0
Carry forward orthodontic activity (UOA)	0
Baseline contract value	£94,083.12

ACCESS*

Patients seen in 24 months	Total	Change since previous quarter
Quarter ending September 2018	1,344	
Quarter ending December 2018	1,333	→
Quarter ending March 2019	1,335	→
Quarter ending June 2019	1,346	→
Quarter ending September 2019	1,346	→
Variance since September 2018	0.1%	→



ACTIVITY



Month	Adjusted Scheduled Activity (UDA)	
	2019	2020
April	-73	54
May	277	433
June	479	689
July	826	1,137
August	876	1,251
September	1,366	1,623
October	1,760	
November	2,061	
December	2,298	
January	2,704	
February	2,996	
March	3,344	
April	3,510	
May	3,518	
June	3,518	

QUALITY

	Quantity	Base Number	Contract	AT	Region	England
% of FP17s for the same patient ID Re-attending within 3 months - Children	15	206	7.3%	11.5%	12.1%	11.5%
% of FP17s for the same patient ID Re-attending within 3 months - Adults	156	927	16.8%	16.1%	15.6%	15.4%
% of FP17s for the same patient ID Re-attending between 3 & 9 months - Children	148	206	71.8%	59.3%	61.2%	59.7%
% of FP17s for the same patient ID Re-attending between 3 & 9 months - Adults	613	927	66.1%	51.9%	54.3%	51.7%
% of FP17s for Band 1 Urgent Courses	104	1,027	10.1%	10.4%	9.1%	9.2%
% of FP17s Relating to Free Repair or Replacements	17	1,027	1.7%	0.8%	0.9%	0.7%
% of FP17s Relating to Continuations	10	1,027	1.0%	0.8%	1.0%	0.8%
% of Patients satisfied with the dentistry they have received	3	3	N/A	92.3%	94.4%	93.5%
% of Patients satisfied with the time they had to wait for an appointment	3	3	N/A	87.3%	88.1%	87.4%

* This is based on patients treated on this contract for their most recent course of treatment. Figures in italics indicate the base number of FP17s or Patient Questionnaire responses are less than 100. N/A is shown where the base number of responses is less than 10 during the period. % is calculated as Quantity/Base number*100

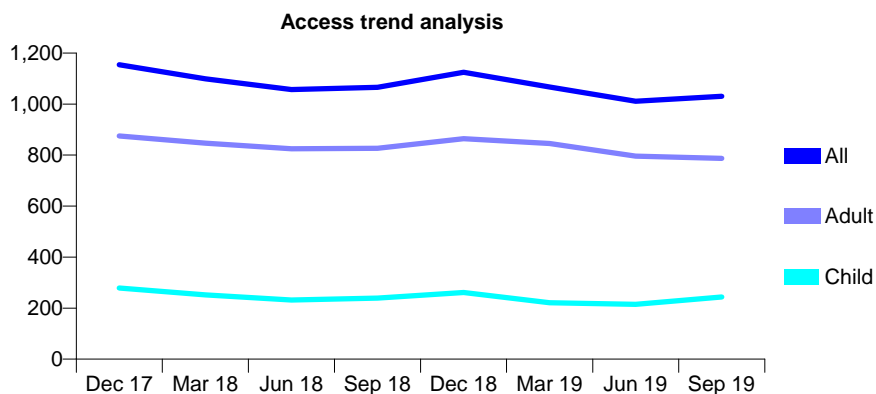
Q46 - Vital Signs At a Glance Contract Report for 927066/0001 - September 2019

Name or company name	MR K SEDEHIZADEH
Contract type name	GDS Contract
Purpose of contract	General
Contract start date	01/04/2006
Contract end date	

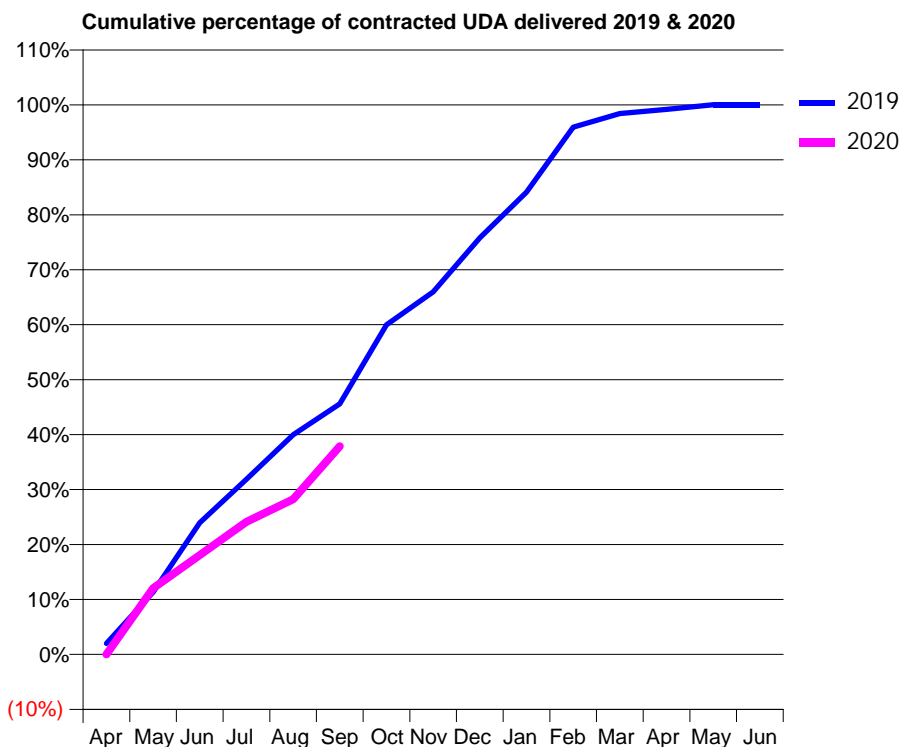
19/20 Contracted general activity (UDA)	4,078
Carry forward general activity (UDA)	0
19/20 Contracted orthodontic activity (UOA)	0
Carry forward orthodontic activity (UOA)	0
Baseline contract value	£132,377.72

ACCESS*

Patients seen in 24 months	Total	Change since previous quarter
Quarter ending September 2018	1,066	
Quarter ending December 2018	1,125	↑
Quarter ending March 2019	1,067	↓
Quarter ending June 2019	1,011	↓
Quarter ending September 2019	1,031	→
Variance since September 2018	(3.3%)	↓



ACTIVITY



Month	Adjusted Scheduled Activity (UDA)	
	2019	2020
April	82	0
May	463	491
June	977	737
July	1,300	984
August	1,630	1,151
September	1,859	1,544
October	2,446	
November	2,690	
December	3,091	
January	3,431	
February	3,913	
March	4,013	
April	4,044	
May	4,079	
June	4,079	

QUALITY

	Quantity	Base Number	Contract	AT	Region	England
% of FP17s for the same patient ID Re-attending within 3 months - Children	4	160	2.5%	11.5%	12.1%	11.5%
% of FP17s for the same patient ID Re-attending within 3 months - Adults	73	479	15.2%	16.1%	15.6%	15.4%
% of FP17s for the same patient ID Re-attending between 3 & 9 months - Children	80	160	50.0%	59.3%	61.2%	59.7%
% of FP17s for the same patient ID Re-attending between 3 & 9 months - Adults	213	479	44.5%	51.9%	54.3%	51.7%
% of FP17s for Band 1 Urgent Courses	86	618	13.9%	10.4%	9.1%	9.2%
% of FP17s Relating to Free Repair or Replacements	2	618	0.3%	0.8%	0.9%	0.7%
% of FP17s Relating to Continuations	8	618	1.3%	0.8%	1.0%	0.8%
% of Patients satisfied with the dentistry they have received	1	1	N/A	92.3%	94.4%	93.5%
% of Patients satisfied with the time they had to wait for an appointment	1	1	N/A	87.3%	88.1%	87.4%

* This is based on patients treated on this contract for their most recent course of treatment. Figures in italics indicate the base number of FP17s or Patient Questionnaire responses are less than 100. N/A is shown where the base number of responses is less than 10 during the period. % is calculated as Quantity/Base number*100

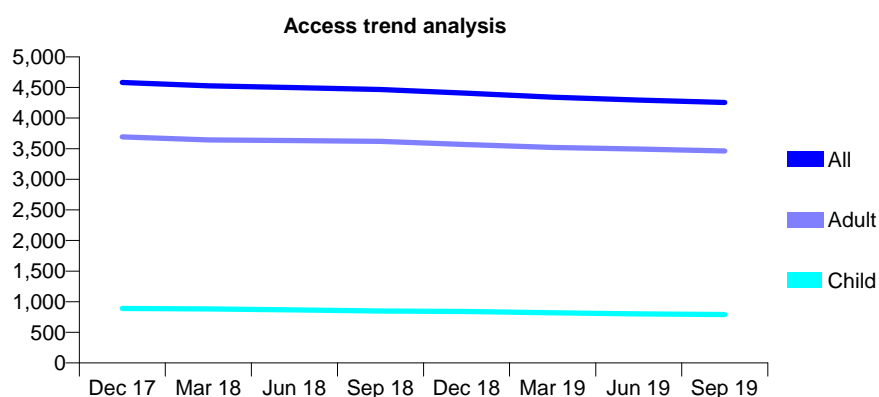
Q46 - Vital Signs At a Glance Contract Report for 931594/0001 - September 2019

Name or company name	MISS SL WATSON
Contract type name	GDS Contract
Purpose of contract	General
Contract start date	01/04/2006
Contract end date	

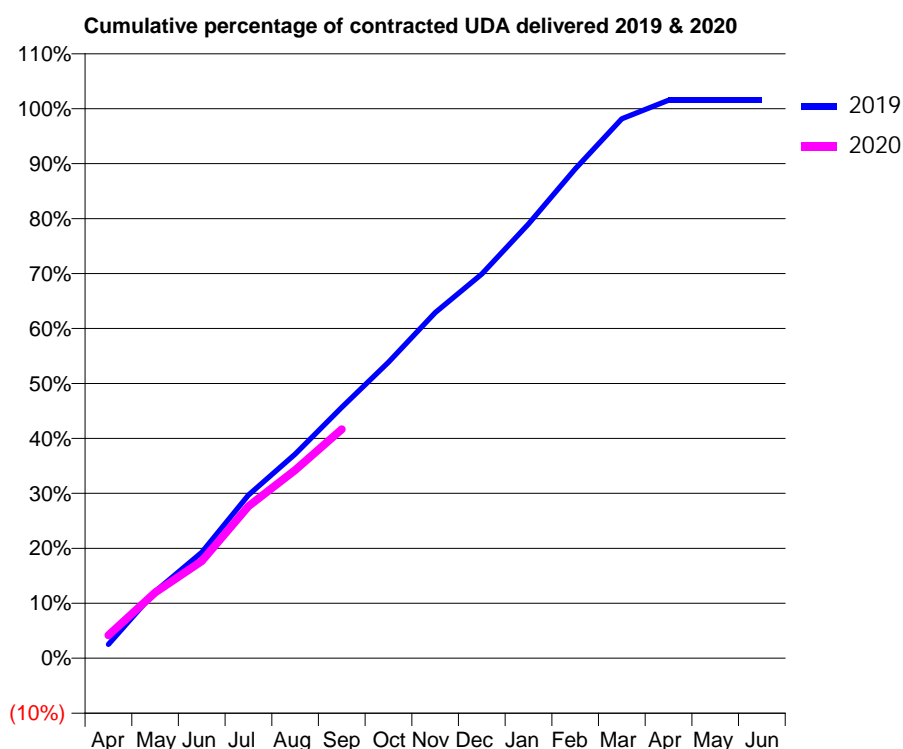
19/20 Contracted general activity (UDA)	14,492
Carry forward general activity (UDA)	0
19/20 Contracted orthodontic activity (UOA)	0
Carry forward orthodontic activity (UOA)	0
Baseline contract value	£350,964.72

ACCESS*

Patients seen in 24 months	Total	Change since previous quarter
Quarter ending September 2018	4,468	
Quarter ending December 2018	4,407	↓
Quarter ending March 2019	4,341	↓
Quarter ending June 2019	4,295	↓
Quarter ending September 2019	4,253	→
Variance since September 2018	(4.8%)	↓



ACTIVITY



Month	2019	2020
April	366	605
May	1,761	1,732
June	2,792	2,560
July	4,302	4,006
August	5,382	4,960
September	6,617	6,037
October	7,807	
November	9,113	
December	10,128	
January	11,453	
February	12,906	
March	14,223	
April	14,712	
May	14,715	
June	14,715	

QUALITY

	Quantity	Base Number	Contract	AT	Region	England
% of FP17s for the same patient ID Re-attending within 3 months - Children	48	653	7.4%	11.5%	12.1%	11.5%
% of FP17s for the same patient ID Re-attending within 3 months - Adults	519	2,901	17.9%	16.1%	15.6%	15.4%
% of FP17s for the same patient ID Re-attending between 3 & 9 months - Children	381	653	58.3%	59.3%	61.2%	59.7%
% of FP17s for the same patient ID Re-attending between 3 & 9 months - Adults	1,524	2,901	52.5%	51.9%	54.3%	51.7%
% of FP17s for Band 1 Urgent Courses	268	3,348	8.0%	10.4%	9.1%	9.2%
% of FP17s Relating to Free Repair or Replacements	66	3,348	2.0%	0.8%	0.9%	0.7%
% of FP17s Relating to Continuations	74	3,348	2.2%	0.8%	1.0%	0.8%
% of Patients satisfied with the dentistry they have received	1	1	N/A	92.3%	94.4%	93.5%
% of Patients satisfied with the time they had to wait for an appointment	1	1	N/A	87.3%	88.1%	87.4%

* This is based on patients treated on this contract for their most recent course of treatment. Figures in italics indicate the base number of FP17s or Patient Questionnaire responses are less than 100. N/A is shown where the base number of responses is less than 10 during the period. % is calculated as Quantity/Base number*100

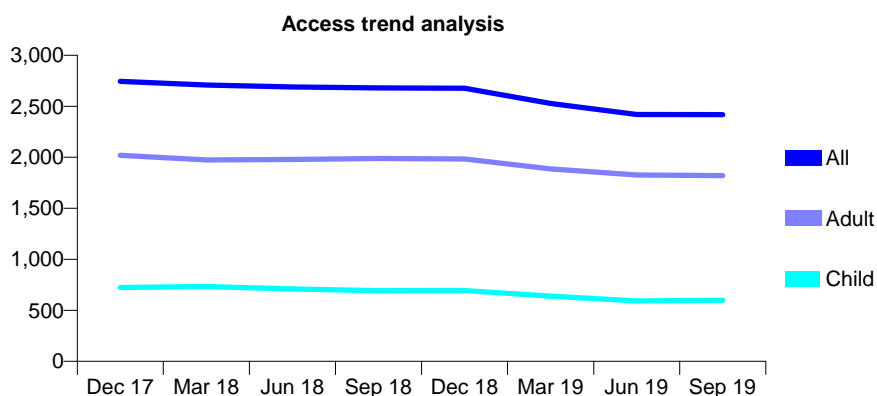
Q46 - Vital Signs At a Glance Contract Report for 932841/0001 - September 2019

Name or company name	MR HR HABIBI
Contract type name	GDS Contract
Purpose of contract	General
Contract start date	01/04/2006
Contract end date	

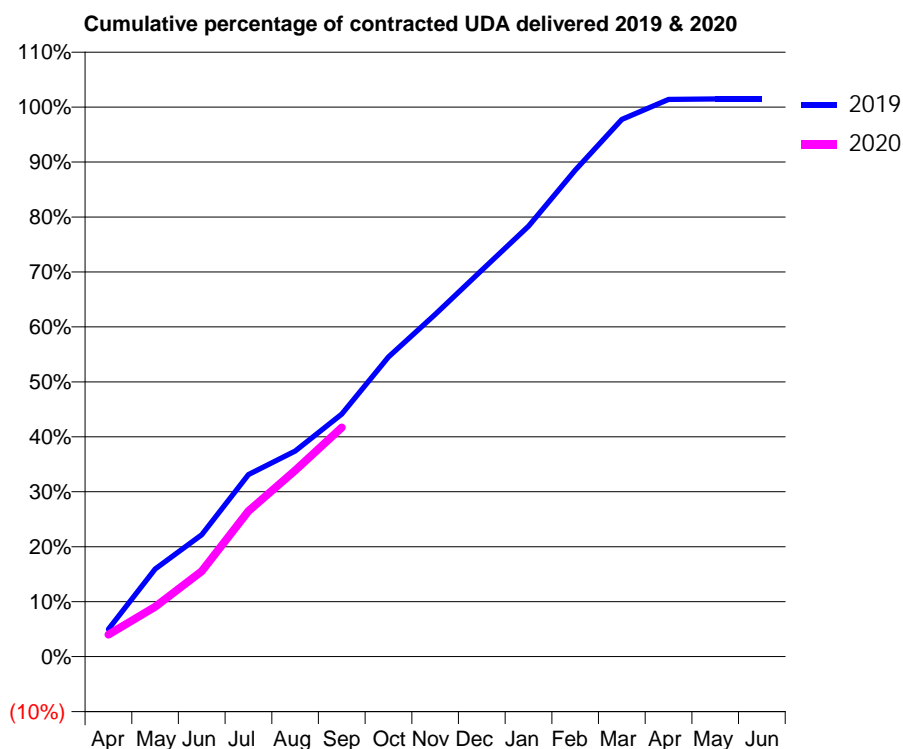
19/20 Contracted general activity (UDA)	9,416
Carry forward general activity (UDA)	0
19/20 Contracted orthodontic activity (UOA)	0
Carry forward orthodontic activity (UOA)	0
Baseline contract value	£314,062.27

ACCESS*

Patients seen in 24 months	Total	Change since previous quarter
Quarter ending September 2018	2,681	
Quarter ending December 2018	2,677	→
Quarter ending March 2019	2,527	↓
Quarter ending June 2019	2,420	↓
Quarter ending September 2019	2,418	→
Variance since September 2018	(9.8%)	↓



ACTIVITY



Month	Adjusted Scheduled Activity (UDA)	
	2019	2020
April	472	379
May	1,501	855
June	2,089	1,463
July	3,121	2,493
August	3,522	3,192
September	4,155	3,928
October	5,136	
November	5,865	
December	6,621	
January	7,374	
February	8,333	
March	9,202	
April	9,545	
May	9,554	
June	9,554	

QUALITY

	Quantity	Base Number	Contract	AT	Region	England
% of FP17s for the same patient ID Re-attending within 3 months - Children	39	398	9.8%	11.5%	12.1%	11.5%
% of FP17s for the same patient ID Re-attending within 3 months - Adults	280	1,417	19.8%	16.1%	15.6%	15.4%
% of FP17s for the same patient ID Re-attending between 3 & 9 months - Children	231	398	58.0%	59.3%	61.2%	59.7%
% of FP17s for the same patient ID Re-attending between 3 & 9 months - Adults	780	1,417	55.0%	51.9%	54.3%	51.7%
% of FP17s for Band 1 Urgent Courses	194	1,685	11.5%	10.4%	9.1%	9.2%
% of FP17s Relating to Free Repair or Replacements	37	1,685	2.2%	0.8%	0.9%	0.7%
% of FP17s Relating to Continuations	63	1,685	3.7%	0.8%	1.0%	0.8%
% of Patients satisfied with the dentistry they have received	0	0	N/A	92.3%	94.4%	93.5%
% of Patients satisfied with the time they had to wait for an appointment	0	0	N/A	87.3%	88.1%	87.4%

* This is based on patients treated on this contract for their most recent course of treatment. Figures in italics indicate the base number of FP17s or Patient Questionnaire responses are less than 100. N/A is shown where the base number of responses is less than 10 during the period. % is calculated as Quantity/Base number*100

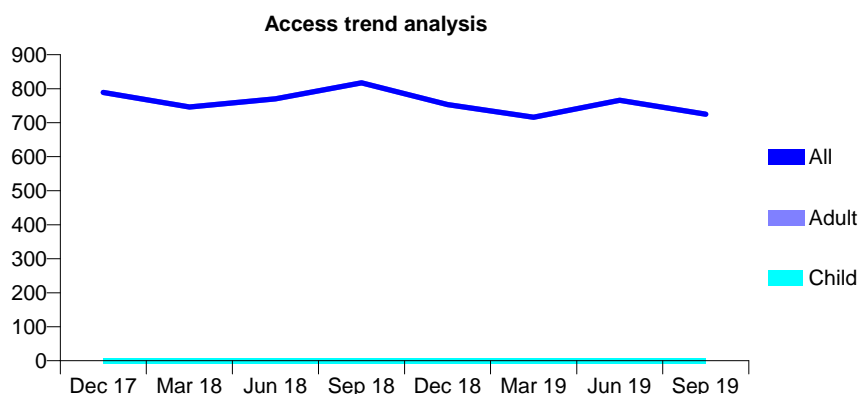
Q46 - Vital Signs At a Glance Contract Report for 935581/0001 - September 2019

Name or company name	MR MH AL-SHARKAWI
Contract type name	GDS Contract
Purpose of contract	General
Contract start date	01/04/2006
Contract end date	

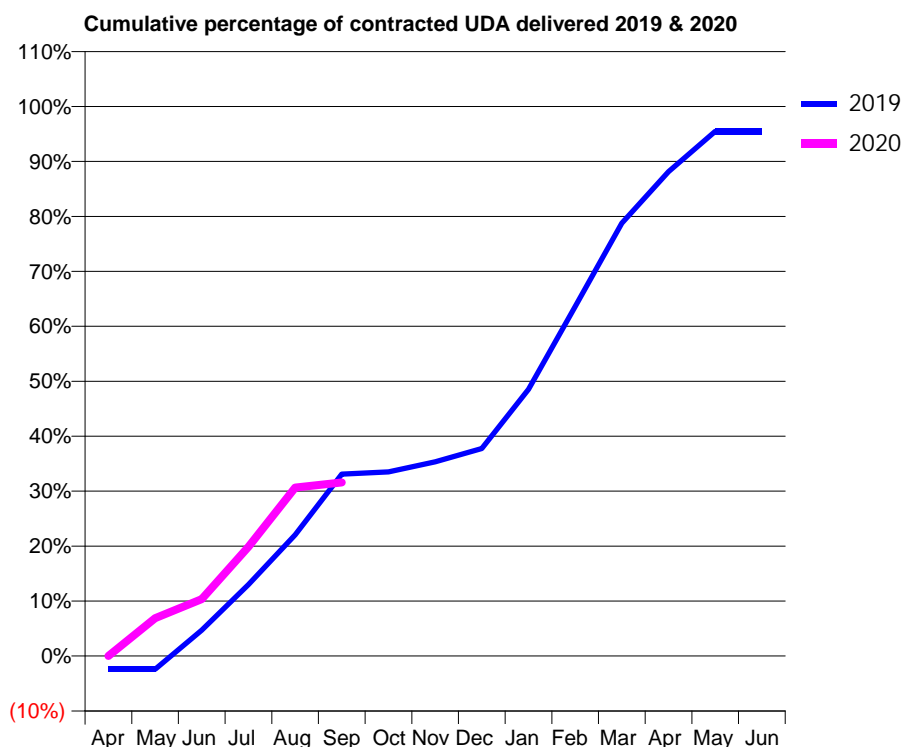
19/20 Contracted general activity (UDA)	2,987
Carry forward general activity (UDA)	0
19/20 Contracted orthodontic activity (UOA)	0
Carry forward orthodontic activity (UOA)	0
Baseline contract value	£101,701.33

ACCESS*

Patients seen in 24 months	Total	Change since previous quarter
Quarter ending September 2018	817	
Quarter ending December 2018	753	↓
Quarter ending March 2019	716	↓
Quarter ending June 2019	766	↑
Quarter ending September 2019	725	↓
Variance since September 2018	(11.3%)	↓



ACTIVITY



Month	Adjusted Scheduled Activity (UDA)	
	2019	2020
April	-72	0
May	-72	206
June	141	309
July	388	594
August	659	916
September	988	944
October	1,001	
November	1,056	
December	1,128	
January	1,450	
February	1,900	
March	2,353	
April	2,633	
May	2,852	
June	2,852	

QUALITY

	Quantity	Base Number	Contract	AT	Region	England
% of FP17s for the same patient ID Re-attending within 3 months - Children	0	0	N/A	11.5%	12.1%	11.5%
% of FP17s for the same patient ID Re-attending within 3 months - Adults	21	291	7.2%	16.1%	15.6%	15.4%
% of FP17s for the same patient ID Re-attending between 3 & 9 months - Children	0	0	N/A	59.3%	61.2%	59.7%
% of FP17s for the same patient ID Re-attending between 3 & 9 months - Adults	15	291	5.2%	51.9%	54.3%	51.7%
% of FP17s for Band 1 Urgent Courses	18	197	9.1%	10.4%	9.1%	9.2%
% of FP17s Relating to Free Repair or Replacements	0	197	0.0%	0.8%	0.9%	0.7%
% of FP17s Relating to Continuations	0	197	0.0%	0.8%	1.0%	0.8%
% of Patients satisfied with the dentistry they have received	0	0	N/A	92.3%	94.4%	93.5%
% of Patients satisfied with the time they had to wait for an appointment	0	0	N/A	87.3%	88.1%	87.4%

* This is based on patients treated on this contract for their most recent course of treatment. Figures in italics indicate the base number of FP17s or Patient Questionnaire responses are less than 100. N/A is shown where the base number of responses is less than 10 during the period. % is calculated as Quantity/Base number*100

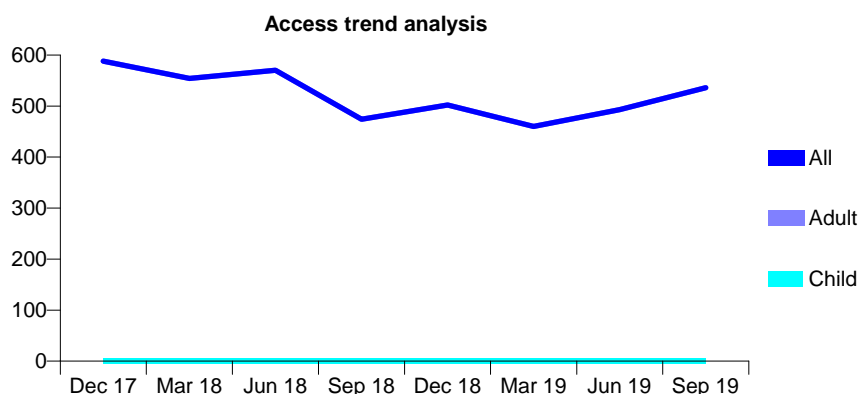
Q46 - Vital Signs At a Glance Contract Report for 935581/0004 - September 2019

Name or company name	MR MH AL-SHARKAWI
Contract type name	GDS Contract
Purpose of contract	General
Contract start date	01/05/2010
Contract end date	

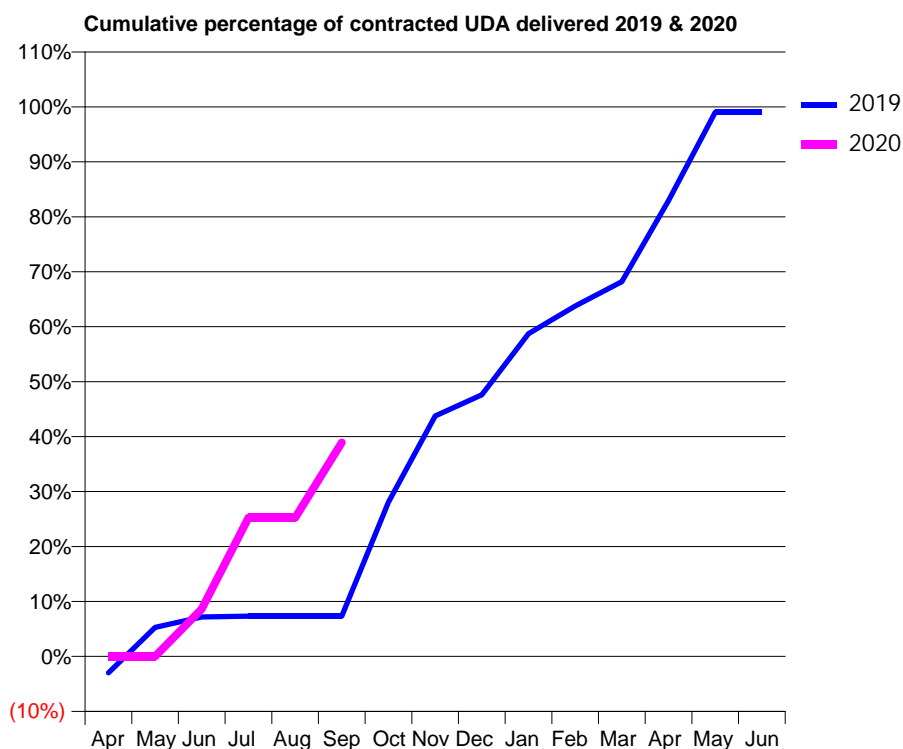
19/20 Contracted general activity (UDA)	2,000
Carry forward general activity (UDA)	0
19/20 Contracted orthodontic activity (UOA)	0
Carry forward orthodontic activity (UOA)	0
Baseline contract value	£55,701.02

ACCESS*

Patients seen in 24 months	Total	Change since previous quarter
Quarter ending September 2018	474	
Quarter ending December 2018	502	↑
Quarter ending March 2019	460	↓
Quarter ending June 2019	493	↑
Quarter ending September 2019	536	↑
Variance since September 2018	13.1%	↑



ACTIVITY



Month	Adjusted Scheduled Activity (UDA)	
	2019	2020
April	-60	0
May	106	0
June	143	173
July	146	505
August	146	505
September	146	778
October	562	
November	875	
December	952	
January	1,175	
February	1,275	
March	1,364	
April	1,659	
May	1,981	
June	1,981	

QUALITY

	Quantity	Base Number	Contract	AT	Region	England
% of FP17s for the same patient ID Re-attending within 3 months - Children	0	0	N/A	11.5%	12.1%	11.5%
% of FP17s for the same patient ID Re-attending within 3 months - Adults	11	267	4.1%	16.1%	15.6%	15.4%
% of FP17s for the same patient ID Re-attending between 3 & 9 months - Children	0	0	N/A	59.3%	61.2%	59.7%
% of FP17s for the same patient ID Re-attending between 3 & 9 months - Adults	12	267	4.5%	51.9%	54.3%	51.7%
% of FP17s for Band 1 Urgent Courses	32	174	18.4%	10.4%	9.1%	9.2%
% of FP17s Relating to Free Repair or Replacements	0	174	0.0%	0.8%	0.9%	0.7%
% of FP17s Relating to Continuations	0	174	0.0%	0.8%	1.0%	0.8%
% of Patients satisfied with the dentistry they have received	0	0	N/A	92.3%	94.4%	93.5%
% of Patients satisfied with the time they had to wait for an appointment	0	0	N/A	87.3%	88.1%	87.4%

* This is based on patients treated on this contract for their most recent course of treatment. Figures in italics indicate the base number of FP17s or Patient Questionnaire responses are less than 100. N/A is shown where the base number of responses is less than 10 during the period. % is calculated as Quantity/Base number*100

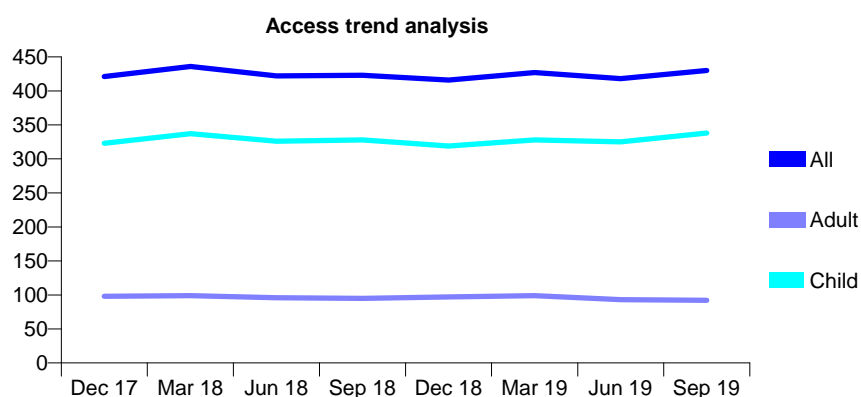
Q46 - Vital Signs At a Glance Contract Report for 951366/0001 - September 2019

Name or company name	MR T IDREES
Contract type name	GDS Contract
Purpose of contract	General
Contract start date	01/10/2009
Contract end date	

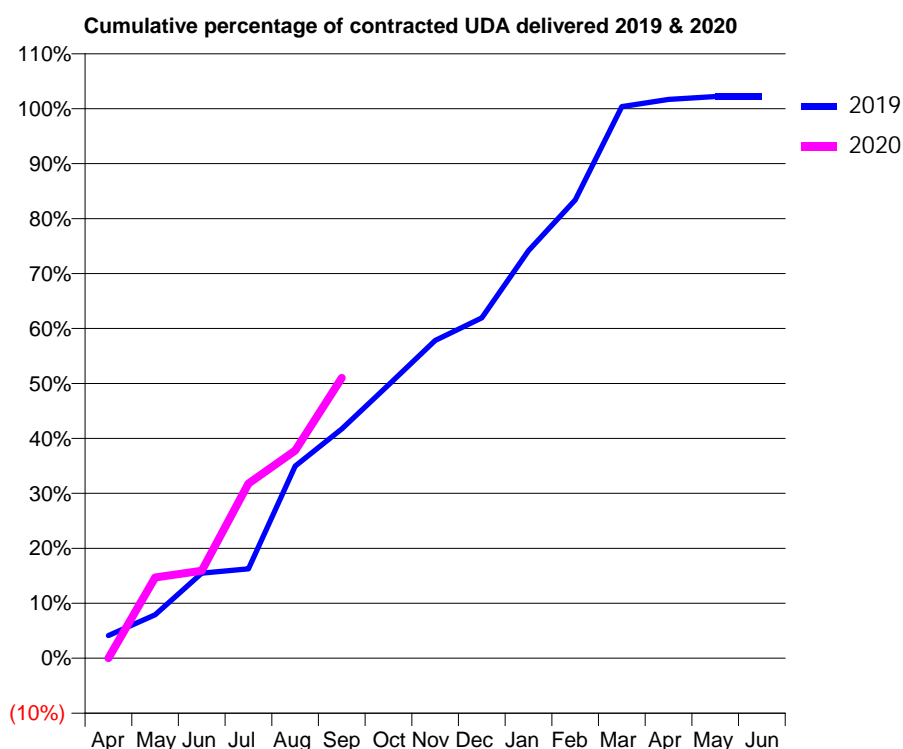
19/20 Contracted general activity (UDA)	1,140
Carry forward general activity (UDA)	0
19/20 Contracted orthodontic activity (UOA)	0
Carry forward orthodontic activity (UOA)	0
Baseline contract value	£29,107.06

ACCESS*

Patients seen in 24 months	Total	Change since previous quarter
Quarter ending September 2018	423	
Quarter ending December 2018	416	↓
Quarter ending March 2019	427	↑
Quarter ending June 2019	418	↓
Quarter ending September 2019	430	↑
Variance since September 2018	1.7%	→



ACTIVITY



Month	2019	2020
April	47	0
May	90	167
June	176	182
July	185	363
August	398	431
September	476	581
October	567	
November	659	
December	706	
January	846	
February	951	
March	1,144	
April	1,159	
May	1,165	
June	1,165	

QUALITY

	Quantity	Base Number	Contract	AT	Region	England
% of FP17s for the same patient ID Re-attending within 3 months - Children	8	244	3.3%	11.5%	12.1%	11.5%
% of FP17s for the same patient ID Re-attending within 3 months - Adults	1	47	2.1%	16.1%	15.6%	15.4%
% of FP17s for the same patient ID Re-attending between 3 & 9 months - Children	155	244	63.5%	59.3%	61.2%	59.7%
% of FP17s for the same patient ID Re-attending between 3 & 9 months - Adults	31	47	66.0%	51.9%	54.3%	51.7%
% of FP17s for Band 1 Urgent Courses	7	272	2.6%	10.4%	9.1%	9.2%
% of FP17s Relating to Free Repair or Replacements	0	272	0.0%	0.8%	0.9%	0.7%
% of FP17s Relating to Continuations	0	272	0.0%	0.8%	1.0%	0.8%
% of Patients satisfied with the dentistry they have received	0	0	N/A	92.3%	94.4%	93.5%
% of Patients satisfied with the time they had to wait for an appointment	0	0	N/A	87.3%	88.1%	87.4%

* This is based on patients treated on this contract for their most recent course of treatment. Figures in italics indicate the base number of FP17s or Patient Questionnaire responses are less than 100. N/A is shown where the base number of responses is less than 10 during the period. % is calculated as Quantity/Base number*100

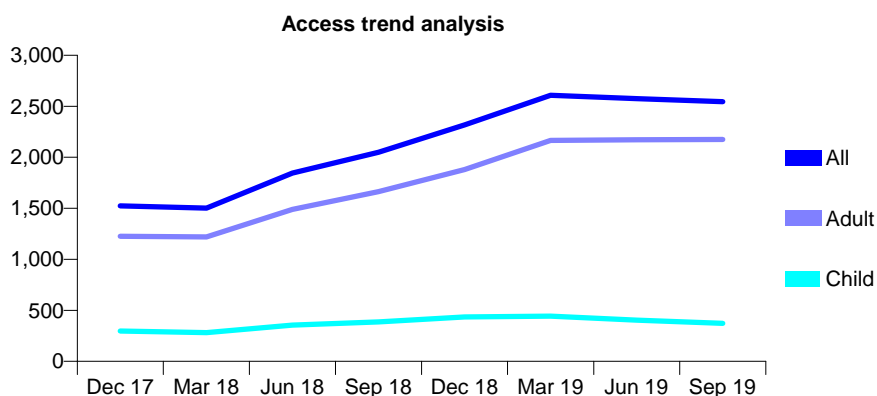
Q46 - Vital Signs At a Glance Contract Report for 951404/0001 - September 2019

Name or company name	St Ann Partnership
Contract type name	GDS Contract
Purpose of contract	General
Contract start date	01/04/2006
Contract end date	

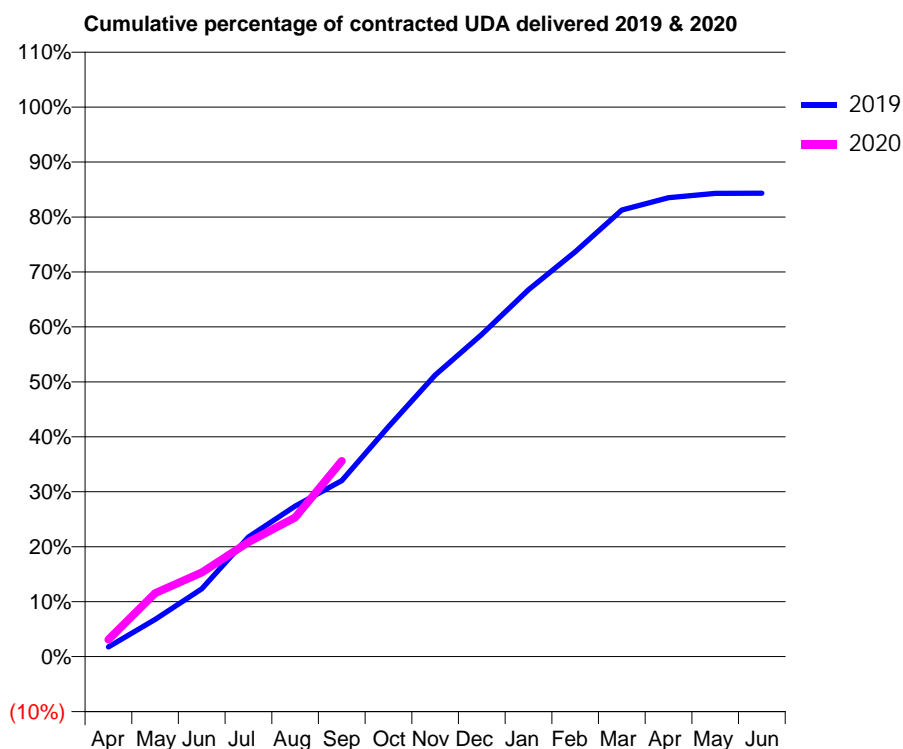
19/20 Contracted general activity (UDA)	7,792
Carry forward general activity (UDA)	0
19/20 Contracted orthodontic activity (UOA)	0
Carry forward orthodontic activity (UOA)	0
Baseline contract value	£195,217.70

ACCESS*

Patients seen in 24 months	Total	Change since previous quarter
Quarter ending September 2018	2,049	
Quarter ending December 2018	2,317	↑
Quarter ending March 2019	2,609	↑
Quarter ending June 2019	2,575	↓
Quarter ending September 2019	2,546	↓
Variance since September 2018	24.3%	↑



ACTIVITY



Month	Adjusted Scheduled Activity (UDA)	
	2019	2020
April	136	244
May	529	899
June	961	1,192
July	1,698	1,623
August	2,134	1,972
September	2,495	2,776
October	3,259	
November	3,993	
December	4,570	
January	5,202	
February	5,739	
March	6,332	
April	6,508	
May	6,567	
June	6,570	

QUALITY

	Quantity	Base Number	Contract	AT	Region	England
% of FP17s for the same patient ID Re-attending within 3 months - Children	13	272	4.8%	11.5%	12.1%	11.5%
% of FP17s for the same patient ID Re-attending within 3 months - Adults	100	1,232	8.1%	16.1%	15.6%	15.4%
% of FP17s for the same patient ID Re-attending between 3 & 9 months - Children	115	272	42.3%	59.3%	61.2%	59.7%
% of FP17s for the same patient ID Re-attending between 3 & 9 months - Adults	429	1,232	34.8%	51.9%	54.3%	51.7%
% of FP17s for Band 1 Urgent Courses	128	1,384	9.2%	10.4%	9.1%	9.2%
% of FP17s Relating to Free Repair or Replacements	10	1,384	0.7%	0.8%	0.9%	0.7%
% of FP17s Relating to Continuations	0	1,384	0.0%	0.8%	1.0%	0.8%
% of Patients satisfied with the dentistry they have received	1	1	N/A	92.3%	94.4%	93.5%
% of Patients satisfied with the time they had to wait for an appointment	1	1	N/A	87.3%	88.1%	87.4%

* This is based on patients treated on this contract for their most recent course of treatment. Figures in italics indicate the base number of FP17s or Patient Questionnaire responses are less than 100. N/A is shown where the base number of responses is less than 10 during the period. % is calculated as Quantity/Base number*100

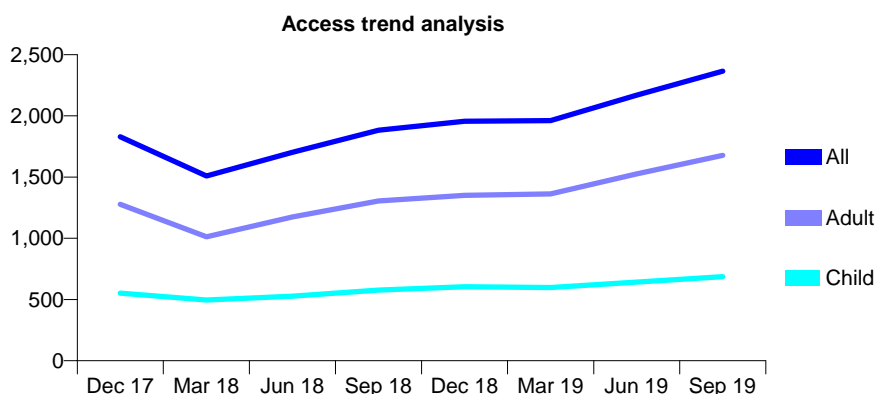
Q46 - Vital Signs At a Glance Contract Report for 959588/0001 - September 2019

Name or company name	MR A KHAN
Contract type name	GDS Contract
Purpose of contract	General
Contract start date	01/04/2006
Contract end date	

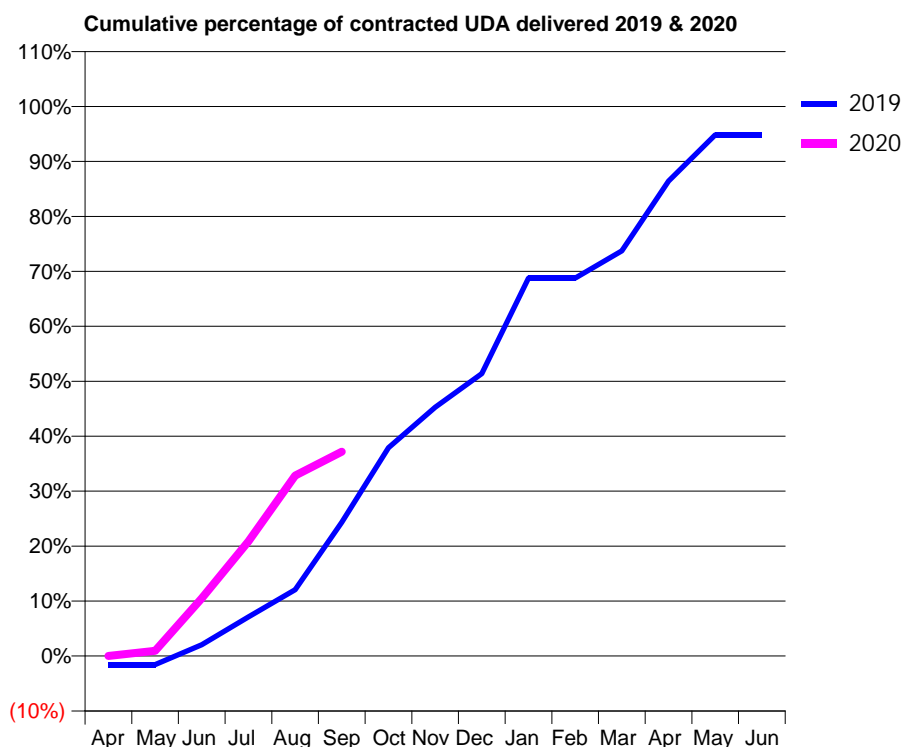
19/20 Contracted general activity (UDA)	7,081
Carry forward general activity (UDA)	0
19/20 Contracted orthodontic activity (UOA)	0
Carry forward orthodontic activity (UOA)	0
Baseline contract value	£216,266.03

ACCESS*

Patients seen in 24 months	Total	Change since previous quarter
Quarter ending September 2018	1,883	
Quarter ending December 2018	1,956	↑
Quarter ending March 2019	1,961	→
Quarter ending June 2019	2,169	↑
Quarter ending September 2019	2,365	↑
Variance since September 2018	25.6%	↑



ACTIVITY



Month	Adjusted Scheduled Activity (UDA)	
	2019	2020
April	-113	0
May	-113	67
June	145	743
July	505	1,479
August	855	2,325
September	1,723	2,631
October	2,685	
November	3,205	
December	3,639	
January	4,871	
February	4,871	
March	5,219	
April	6,120	
May	6,714	
June	6,714	

QUALITY

	Quantity	Base Number	Contract	AT	Region	England
% of FP17s for the same patient ID Re-attending within 3 months - Children	40	603	6.6%	11.5%	12.1%	11.5%
% of FP17s for the same patient ID Re-attending within 3 months - Adults	157	1,359	11.6%	16.1%	15.6%	15.4%
% of FP17s for the same patient ID Re-attending between 3 & 9 months - Children	307	603	50.9%	59.3%	61.2%	59.7%
% of FP17s for the same patient ID Re-attending between 3 & 9 months - Adults	551	1,359	40.5%	51.9%	54.3%	51.7%
% of FP17s for Band 1 Urgent Courses	50	1,314	3.8%	10.4%	9.1%	9.2%
% of FP17s Relating to Free Repair or Replacements	2	1,314	0.2%	0.8%	0.9%	0.7%
% of FP17s Relating to Continuations	1	1,314	0.1%	0.8%	1.0%	0.8%
% of Patients satisfied with the dentistry they have received	3	3	N/A	92.3%	94.4%	93.5%
% of Patients satisfied with the time they had to wait for an appointment	3	3	N/A	87.3%	88.1%	87.4%

* This is based on patients treated on this contract for their most recent course of treatment. Figures in italics indicate the base number of FP17s or Patient Questionnaire responses are less than 100. N/A is shown where the base number of responses is less than 10 during the period. % is calculated as Quantity/Base number*100

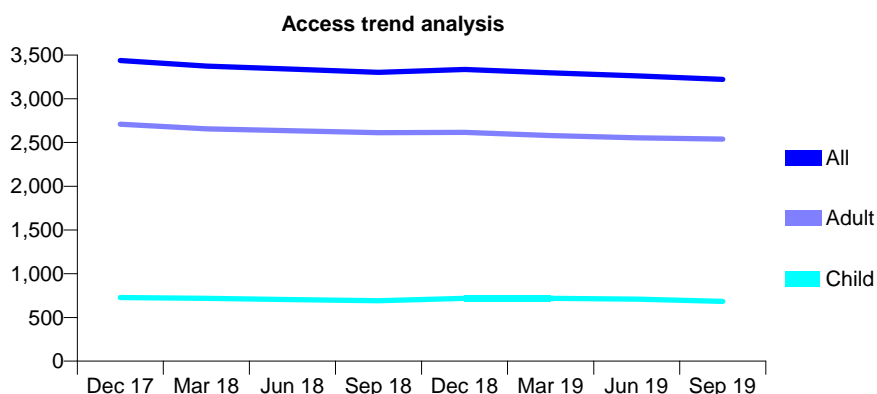
Q46 - Vital Signs At a Glance Contract Report for 959782/0003 - September 2019

Name or company name	MR J MUSA
Contract type name	GDS Contract
Purpose of contract	General
Contract start date	01/09/2013
Contract end date	

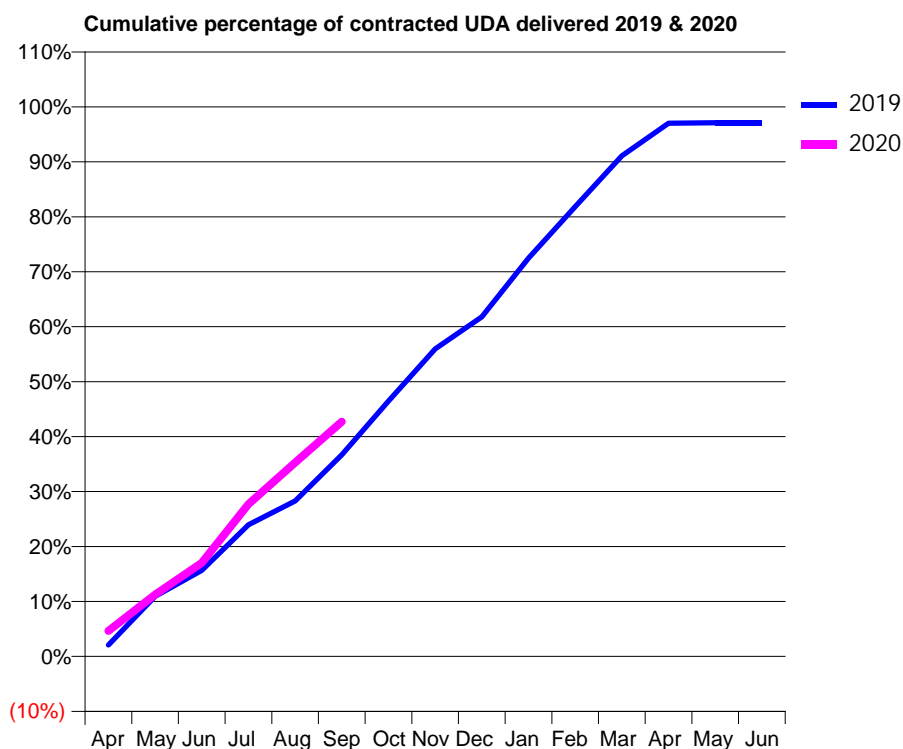
19/20 Contracted general activity (UDA)	14,431
Carry forward general activity (UDA)	0
19/20 Contracted orthodontic activity (UOA)	0
Carry forward orthodontic activity (UOA)	0
Baseline contract value	£371,021.00

ACCESS*

Patients seen in 24 months	Total	Change since previous quarter
Quarter ending September 2018	3,303	
Quarter ending December 2018	3,334	→
Quarter ending March 2019	3,297	↓
Quarter ending June 2019	3,261	↓
Quarter ending September 2019	3,222	↓
Variance since September 2018	(2.5%)	↓



ACTIVITY



Month	2019	2020
April	281	669
May	1,475	1,622
June	2,115	2,457
July	3,235	3,997
August	3,821	5,094
September	4,950	6,162
October	6,273	
November	7,552	
December	8,340	
January	9,783	
February	11,049	
March	12,298	
April	13,097	
May	13,109	
June	13,109	

QUALITY

	Quantity	Base Number	Contract	AT	Region	England
% of FP17s for the same patient ID Re-attending within 3 months - Children	37	536	6.9%	11.5%	12.1%	11.5%
% of FP17s for the same patient ID Re-attending within 3 months - Adults	404	2,088	19.3%	16.1%	15.6%	15.4%
% of FP17s for the same patient ID Re-attending between 3 & 9 months - Children	360	536	67.2%	59.3%	61.2%	59.7%
% of FP17s for the same patient ID Re-attending between 3 & 9 months - Adults	1,210	2,088	58.0%	51.9%	54.3%	51.7%
% of FP17s for Band 1 Urgent Courses	155	2,373	6.5%	10.4%	9.1%	9.2%
% of FP17s Relating to Free Repair or Replacements	94	2,373	4.0%	0.8%	0.9%	0.7%
% of FP17s Relating to Continuations	34	2,373	1.4%	0.8%	1.0%	0.8%
% of Patients satisfied with the dentistry they have received	4	4	N/A	92.3%	94.4%	93.5%
% of Patients satisfied with the time they had to wait for an appointment	4	4	N/A	87.3%	88.1%	87.4%

* This is based on patients treated on this contract for their most recent course of treatment. Figures in italics indicate the base number of FP17s or Patient Questionnaire responses are less than 100. N/A is shown where the base number of responses is less than 10 during the period. % is calculated as Quantity/Base number*100

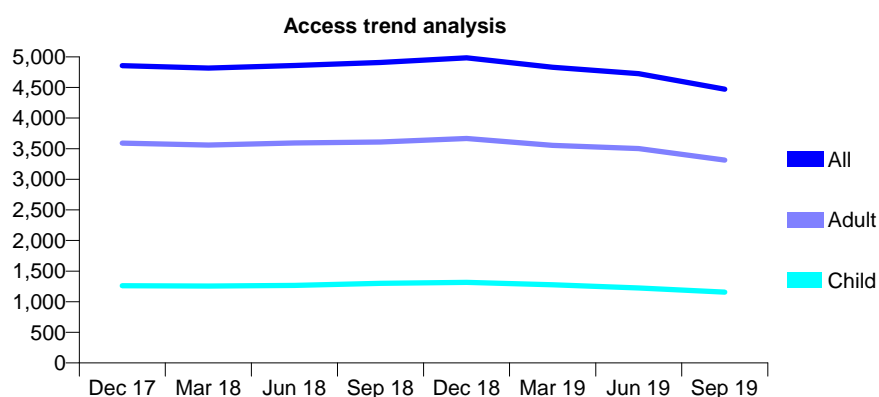
Q46 - Vital Signs At a Glance Contract Report for 959782/0004 - September 2019

Name or company name	MR J MUSA
Contract type name	GDS Contract
Purpose of contract	General
Contract start date	01/09/2013
Contract end date	

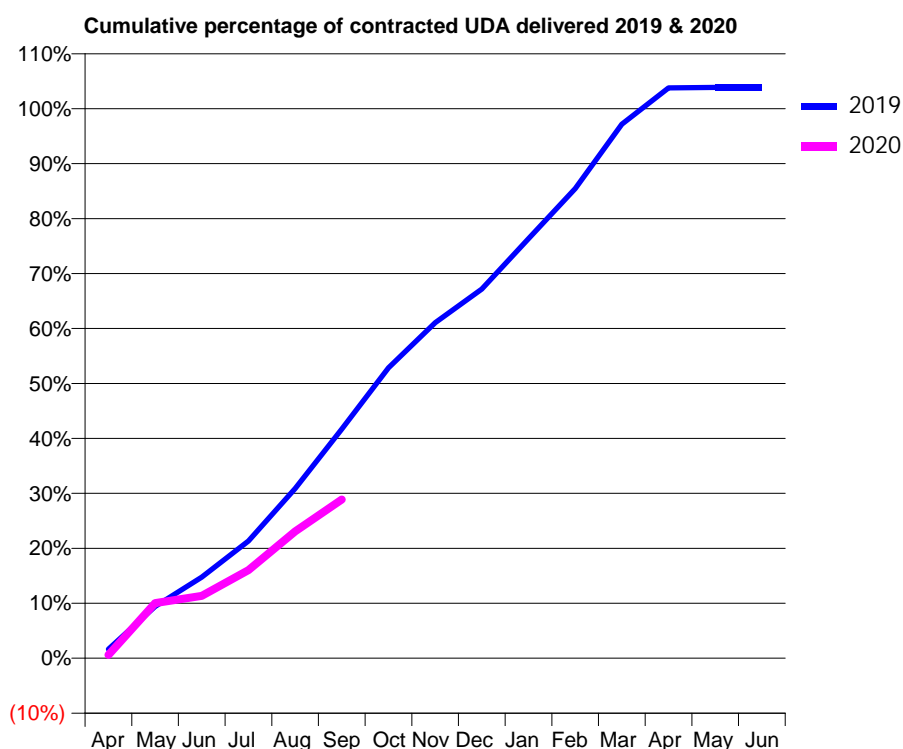
19/20 Contracted general activity (UDA)	16,900
Carry forward general activity (UDA)	0
19/20 Contracted orthodontic activity (UOA)	0
Carry forward orthodontic activity (UOA)	0
Baseline contract value	£421,993.00

ACCESS*

Patients seen in 24 months	Total	Change since previous quarter
Quarter ending September 2018	4,907	
Quarter ending December 2018	4,984	→
Quarter ending March 2019	4,832	↓
Quarter ending June 2019	4,727	↓
Quarter ending September 2019	4,471	↓
Variance since September 2018	(8.9%)	↓



ACTIVITY



Month	Adjusted Scheduled Activity (UDA)	
	2019	2020
April	200	102
May	1,132	1,695
June	1,768	1,918
July	2,560	2,710
August	3,704	3,902
September	5,000	4,877
October	6,342	
November	7,327	
December	8,059	
January	9,161	
February	10,255	
March	11,662	
April	12,455	
May	12,466	
June	12,466	

QUALITY

	Quantity	Base Number	Contract	AT	Region	England
% of FP17s for the same patient ID Re-attending within 3 months - Children	50	793	6.3%	11.5%	12.1%	11.5%
% of FP17s for the same patient ID Re-attending within 3 months - Adults	223	2,255	9.9%	16.1%	15.6%	15.4%
% of FP17s for the same patient ID Re-attending between 3 & 9 months - Children	557	793	70.2%	59.3%	61.2%	59.7%
% of FP17s for the same patient ID Re-attending between 3 & 9 months - Adults	1,513	2,255	67.1%	51.9%	54.3%	51.7%
% of FP17s for Band 1 Urgent Courses	182	2,648	6.9%	10.4%	9.1%	9.2%
% of FP17s Relating to Free Repair or Replacements	17	2,648	0.6%	0.8%	0.9%	0.7%
% of FP17s Relating to Continuations	3	2,648	0.1%	0.8%	1.0%	0.8%
% of Patients satisfied with the dentistry they have received	1	1	N/A	92.3%	94.4%	93.5%
% of Patients satisfied with the time they had to wait for an appointment	1	1	N/A	87.3%	88.1%	87.4%

* This is based on patients treated on this contract for their most recent course of treatment.

Figures in italics indicate the base number of FP17s or Patient Questionnaire responses are less than 100. N/A is shown where the base number of responses is less than 10 during the period. % is calculated as Quantity/Base number*100

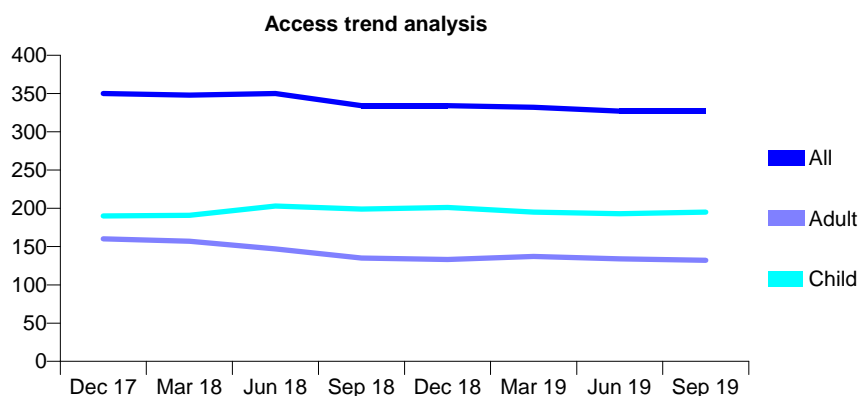
Q46 - Vital Signs At a Glance Contract Report for 960888/0001 - September 2019

Name or company name	MR SW ANDERTON
Contract type name	GDS Contract
Purpose of contract	General
Contract start date	01/12/2007
Contract end date	

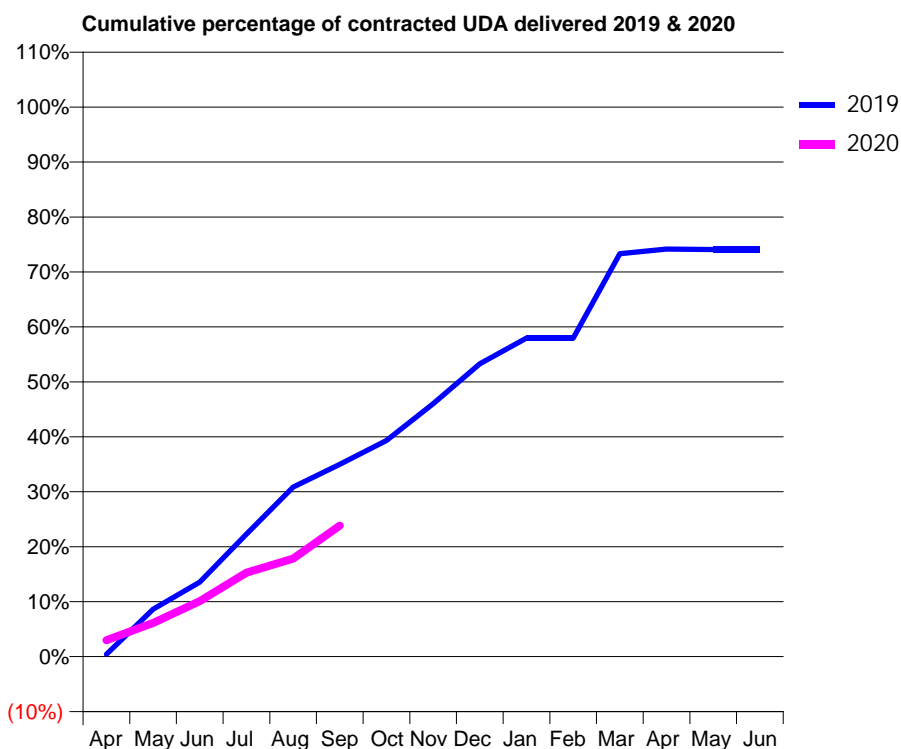
19/20 Contracted general activity (UDA)	1,200
Carry forward general activity (UDA)	0
19/20 Contracted orthodontic activity (UOA)	0
Carry forward orthodontic activity (UOA)	0
Baseline contract value	£25,839.04

ACCESS*

Patients seen in 24 months	Total	Change since previous quarter
Quarter ending September 2018	334	
Quarter ending December 2018	334	→
Quarter ending March 2019	332	→
Quarter ending June 2019	327	↓
Quarter ending September 2019	327	→
Variance since September 2018	(2.1%)	↓



ACTIVITY



Month	Adjusted Scheduled Activity (UDA)	
	2019	2020
April	5	36
May	103	73
June	163	121
July	267	183
August	370	214
September	420	286
October	472	
November	552	
December	639	
January	695	
February	695	
March	880	
April	890	
May	889	
June	889	

QUALITY

	Quantity	Base Number	Contract	AT	Region	England
% of FP17s for the same patient ID Re-attending within 3 months - Children	5	170	2.9%	11.5%	12.1%	11.5%
% of FP17s for the same patient ID Re-attending within 3 months - Adults	5	70	7.1%	16.1%	15.6%	15.4%
% of FP17s for the same patient ID Re-attending between 3 & 9 months - Children	131	170	77.1%	59.3%	61.2%	59.7%
% of FP17s for the same patient ID Re-attending between 3 & 9 months - Adults	57	70	81.4%	51.9%	54.3%	51.7%
% of FP17s for Band 1 Urgent Courses	6	233	2.6%	10.4%	9.1%	9.2%
% of FP17s Relating to Free Repair or Replacements	0	233	0.0%	0.8%	0.9%	0.7%
% of FP17s Relating to Continuations	0	233	0.0%	0.8%	1.0%	0.8%
% of Patients satisfied with the dentistry they have received	0	0	N/A	92.3%	94.4%	93.5%
% of Patients satisfied with the time they had to wait for an appointment	0	0	N/A	87.3%	88.1%	87.4%

* This is based on patients treated on this contract for their most recent course of treatment. Figures in italics indicate the base number of FP17s or Patient Questionnaire responses are less than 100. N/A is shown where the base number of responses is less than 10 during the period. % is calculated as Quantity/Base number*100

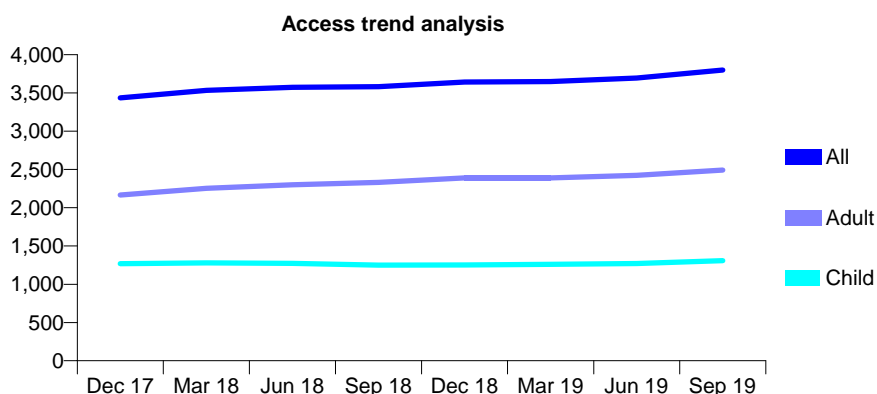
Q46 - Vital Signs At a Glance Contract Report for 962872/0001 - September 2019

Name or company name	MR SC LI
Contract type name	GDS Contract
Purpose of contract	General
Contract start date	01/10/2011
Contract end date	

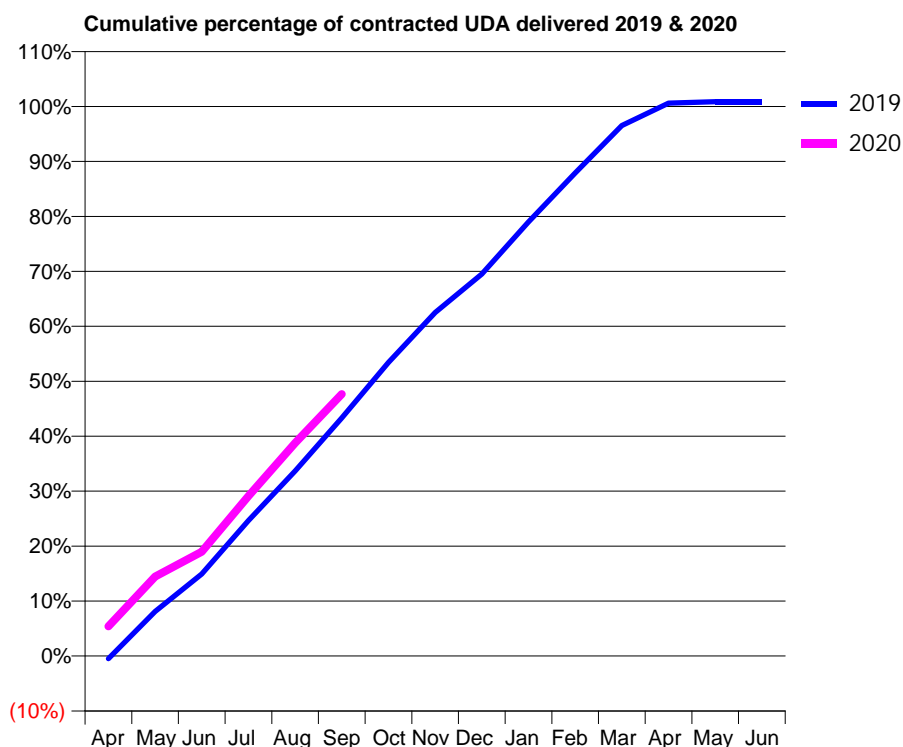
19/20 Contracted general activity (UDA)	10,303
Carry forward general activity (UDA)	0
19/20 Contracted orthodontic activity (UOA)	0
Carry forward orthodontic activity (UOA)	0
Baseline contract value	£378,328.83

ACCESS*

Patients seen in 24 months	Total	Change since previous quarter
Quarter ending September 2018	3,580	
Quarter ending December 2018	3,642	→
Quarter ending March 2019	3,649	→
Quarter ending June 2019	3,694	→
Quarter ending September 2019	3,799	↑
Variance since September 2018	6.1%	↑



ACTIVITY



Month	Adjusted Scheduled Activity (UDA)	
	2019	2020
April	-50	557
May	837	1,489
June	1,540	1,955
July	2,540	2,998
August	3,468	3,994
September	4,463	4,912
October	5,504	
November	6,442	
December	7,162	
January	8,139	
February	9,056	
March	9,944	
April	10,364	
May	10,393	
June	10,391	

QUALITY

	Quantity	Base Number	Contract	AT	Region	England
% of FP17s for the same patient ID Re-attending within 3 months - Children	80	1,127	7.1%	11.5%	12.1%	11.5%
% of FP17s for the same patient ID Re-attending within 3 months - Adults	252	1,995	12.6%	16.1%	15.6%	15.4%
% of FP17s for the same patient ID Re-attending between 3 & 9 months - Children	750	1,127	66.5%	59.3%	61.2%	59.7%
% of FP17s for the same patient ID Re-attending between 3 & 9 months - Adults	1,218	1,995	61.1%	51.9%	54.3%	51.7%
% of FP17s for Band 1 Urgent Courses	227	2,923	7.8%	10.4%	9.1%	9.2%
% of FP17s Relating to Free Repair or Replacements	17	2,923	0.6%	0.8%	0.9%	0.7%
% of FP17s Relating to Continuations	9	2,923	0.3%	0.8%	1.0%	0.8%
% of Patients satisfied with the dentistry they have received	0	0	N/A	92.3%	94.4%	93.5%
% of Patients satisfied with the time they had to wait for an appointment	0	0	N/A	87.3%	88.1%	87.4%

* This is based on patients treated on this contract for their most recent course of treatment. Figures in italics indicate the base number of FP17s or Patient Questionnaire responses are less than 100. N/A is shown where the base number of responses is less than 10 during the period. % is calculated as Quantity/Base number*100

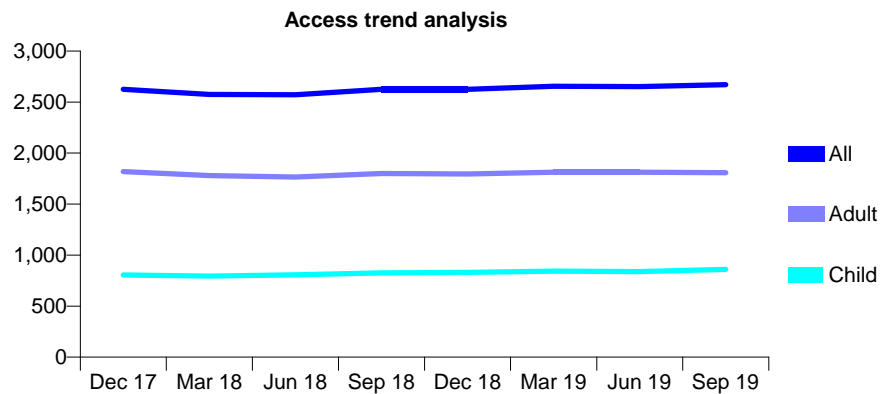
Q46 - Vital Signs At a Glance Contract Report for 967378/0001 - September 2019

Name or company name	MRS A VITKUNIENE
Contract type name	GDS Contract
Purpose of contract	General
Contract start date	01/04/2006
Contract end date	

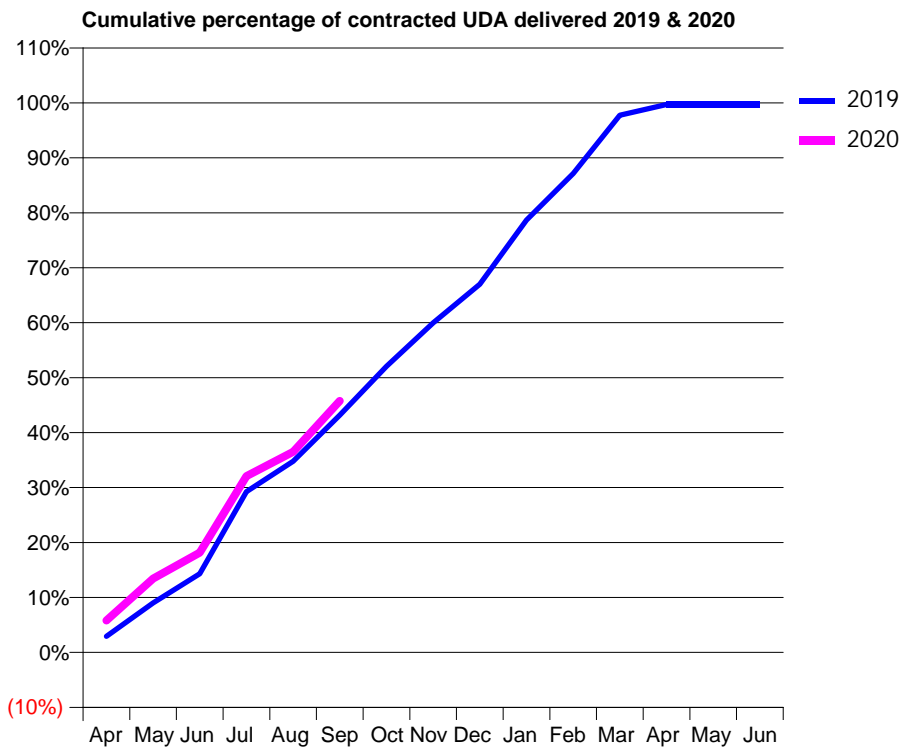
19/20 Contracted general activity (UDA)	8,382
Carry forward general activity (UDA)	0
19/20 Contracted orthodontic activity (UOA)	0
Carry forward orthodontic activity (UOA)	0
Baseline contract value	£220,763.35

ACCESS*

Patients seen in 24 months	Total	Change since previous quarter
Quarter ending September 2018	2,625	
Quarter ending December 2018	2,626	→
Quarter ending March 2019	2,655	→
Quarter ending June 2019	2,651	→
Quarter ending September 2019	2,670	→
Variance since September 2018	1.7%	→



ACTIVITY



Month	Adjusted Scheduled Activity (UDA)	
	2019	2020
April	239	487
May	739	1,128
June	1,171	1,523
July	2,394	2,689
August	2,846	3,061
September	3,535	3,838
October	4,261	
November	4,909	
December	5,483	
January	6,441	
February	7,134	
March	8,000	
April	8,161	
May	8,161	
June	8,161	

QUALITY

	Quantity	Base Number	Contract	AT	Region	England
% of FP17s for the same patient ID Re-attending within 3 months - Children	82	472	17.4%	11.5%	12.1%	11.5%
% of FP17s for the same patient ID Re-attending within 3 months - Adults	271	953	28.4%	16.1%	15.6%	15.4%
% of FP17s for the same patient ID Re-attending between 3 & 9 months - Children	118	472	25.0%	59.3%	61.2%	59.7%
% of FP17s for the same patient ID Re-attending between 3 & 9 months - Adults	210	953	22.0%	51.9%	54.3%	51.7%
% of FP17s for Band 1 Urgent Courses	400	1,367	29.3%	10.4%	9.1%	9.2%
% of FP17s Relating to Free Repair or Replacements	7	1,367	0.5%	0.8%	0.9%	0.7%
% of FP17s Relating to Continuations	6	1,367	0.4%	0.8%	1.0%	0.8%
% of Patients satisfied with the dentistry they have received	0	0	N/A	92.3%	94.4%	93.5%
% of Patients satisfied with the time they had to wait for an appointment	0	0	N/A	87.3%	88.1%	87.4%

* This is based on patients treated on this contract for their most recent course of treatment. Figures in italics indicate the base number of FP17s or Patient Questionnaire responses are less than 100. N/A is shown where the base number of responses is less than 10 during the period. % is calculated as Quantity/Base number*100

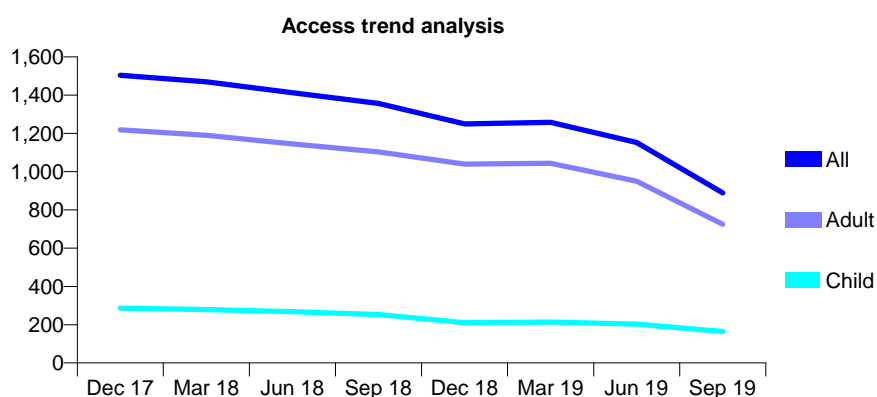
Q46 - Vital Signs At a Glance Contract Report for 982830/0001 - September 2019

Name or company name	MR GT BENNETT
Contract type name	GDS Contract
Purpose of contract	General
Contract start date	01/04/2006
Contract end date	

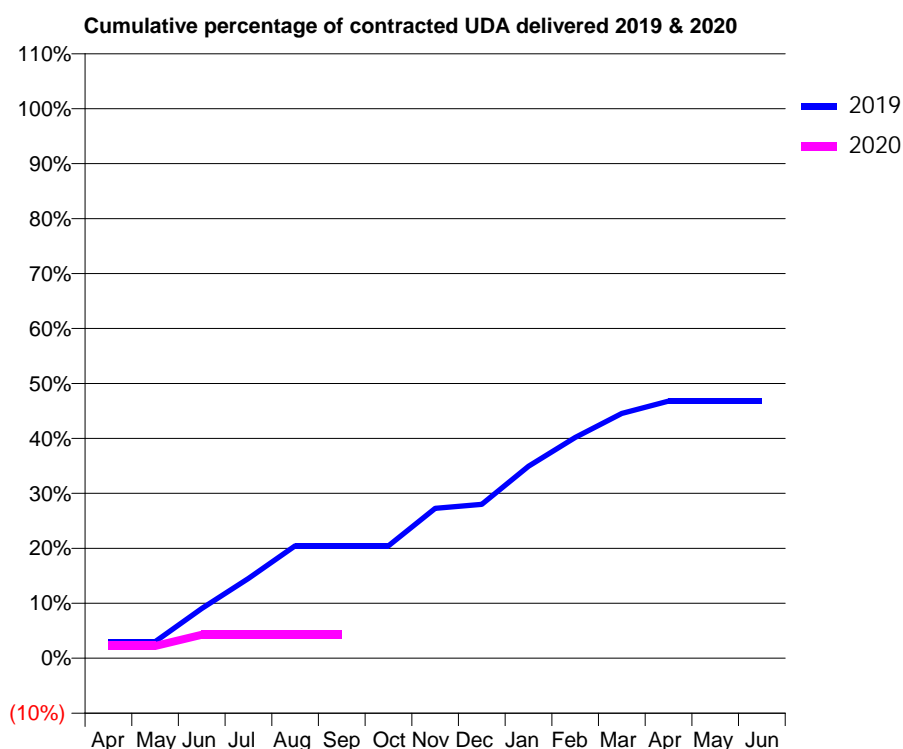
19/20 Contracted general activity (UDA)	6,562
Carry forward general activity (UDA)	0
19/20 Contracted orthodontic activity (UOA)	0
Carry forward orthodontic activity (UOA)	0
Baseline contract value	£167,910.74

ACCESS*

Patients seen in 24 months	Total	Change since previous quarter
Quarter ending September 2018	1,356	
Quarter ending December 2018	1,250	↓
Quarter ending March 2019	1,258	→
Quarter ending June 2019	1,153	↓
Quarter ending September 2019	889	↓
Variance since September 2018	(34.4%)	↓



ACTIVITY



Month	2019	2020
April	199	147
May	199	147
June	594	279
July	952	279
August	1,343	279
September	1,343	279
October	1,343	
November	1,790	
December	1,839	
January	2,292	
February	2,636	
March	2,923	
April	3,069	
May	3,069	
June	3,070	

QUALITY

	Quantity	Base Number	Contract	AT	Region	England
% of FP17s for the same patient ID Re-attending within 3 months - Children	1	39	2.6%	11.5%	12.1%	11.5%
% of FP17s for the same patient ID Re-attending within 3 months - Adults	5	122	4.1%	16.1%	15.6%	15.4%
% of FP17s for the same patient ID Re-attending between 3 & 9 months - Children	6	39	15.4%	59.3%	61.2%	59.7%
% of FP17s for the same patient ID Re-attending between 3 & 9 months - Adults	32	122	26.2%	51.9%	54.3%	51.7%
% of FP17s for Band 1 Urgent Courses	10	100	10.0%	10.4%	9.1%	9.2%
% of FP17s Relating to Free Repair or Replacements	0	100	0.0%	0.8%	0.9%	0.7%
% of FP17s Relating to Continuations	0	100	0.0%	0.8%	1.0%	0.8%
% of Patients satisfied with the dentistry they have received	1	1	N/A	92.3%	94.4%	93.5%
% of Patients satisfied with the time they had to wait for an appointment	1	1	N/A	87.3%	88.1%	87.4%

* This is based on patients treated on this contract for their most recent course of treatment.

Figures in italics indicate the base number of FP17s or Patient Questionnaire responses are less than 100. N/A is shown where the base number of responses is less than 10 during the period. % is calculated as Quantity/Base number*100

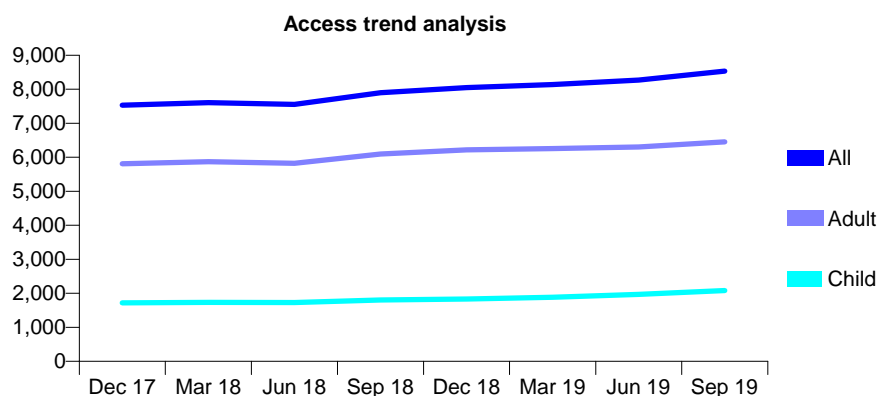
Q46 - Vital Signs At a Glance Contract Report for 990744/0002 - September 2019

Name or company name	Griffin Dental Partnership Ltd
Contract type name	GDS Contract
Purpose of contract	General
Contract start date	01/01/2016
Contract end date	

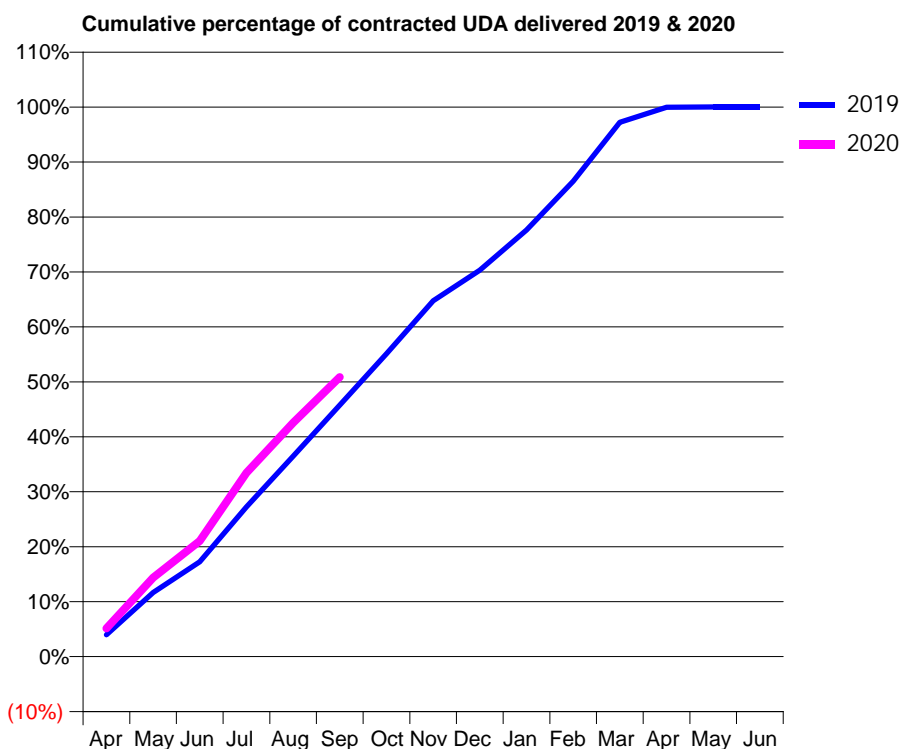
19/20 Contracted general activity (UDA)	23,529
Carry forward general activity (UDA)	0
19/20 Contracted orthodontic activity (UOA)	0
Carry forward orthodontic activity (UOA)	0
Baseline contract value	£819,413.10

ACCESS*

Patients seen in 24 months	Total	Change since previous quarter
Quarter ending September 2018	7,901	
Quarter ending December 2018	8,050	→
Quarter ending March 2019	8,141	→
Quarter ending June 2019	8,273	→
Quarter ending September 2019	8,537	↑
Variance since September 2018	8.0%	↑



ACTIVITY



Month	Adjusted Scheduled Activity (UDA)	
	2019	2020
April	931	1,209
May	2,742	3,382
June	4,063	4,951
July	6,407	7,871
August	8,583	10,014
September	10,771	11,967
October	12,968	
November	15,237	
December	16,547	
January	18,260	
February	20,354	
March	22,876	
April	23,521	
May	23,533	
June	23,533	

QUALITY

	Quantity	Base Number	Contract	AT	Region	England
% of FP17s for the same patient ID Re-attending within 3 months - Children	196	1,280	15.3%	11.5%	12.1%	11.5%
% of FP17s for the same patient ID Re-attending within 3 months - Adults	925	3,916	23.6%	16.1%	15.6%	15.4%
% of FP17s for the same patient ID Re-attending between 3 & 9 months - Children	372	1,280	29.1%	59.3%	61.2%	59.7%
% of FP17s for the same patient ID Re-attending between 3 & 9 months - Adults	1,001	3,916	25.6%	51.9%	54.3%	51.7%
% of FP17s for Band 1 Urgent Courses	1,637	4,960	33.0%	10.4%	9.1%	9.2%
% of FP17s Relating to Free Repair or Replacements	37	4,960	0.7%	0.8%	0.9%	0.7%
% of FP17s Relating to Continuations	13	4,960	0.3%	0.8%	1.0%	0.8%
% of Patients satisfied with the dentistry they have received	0	0	N/A	92.3%	94.4%	93.5%
% of Patients satisfied with the time they had to wait for an appointment	0	0	N/A	87.3%	88.1%	87.4%

* This is based on patients treated on this contract for their most recent course of treatment. Figures in italics indicate the base number of FP17s or Patient Questionnaire responses are less than 100. N/A is shown where the base number of responses is less than 10 during the period. % is calculated as Quantity/Base number*100

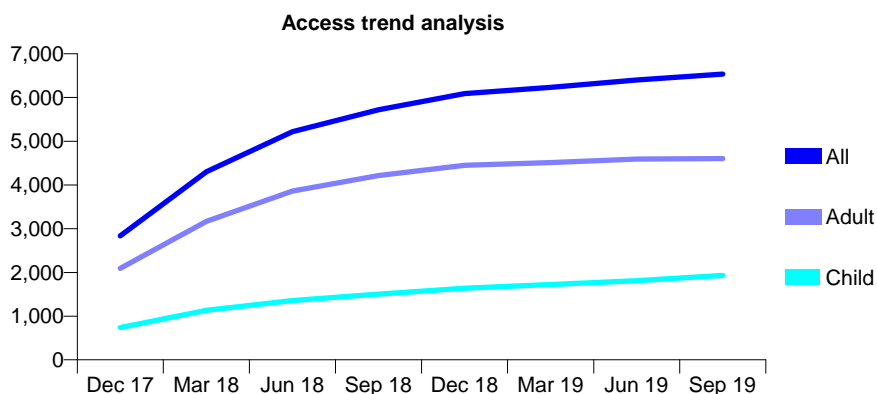
Q47 - Vital Signs At a Glance Contract Report for 100206/0000 - September 2019

Name or company name	Genix Healthcare Ltd
Contract type name	PDS Contract
Purpose of contract	General
Contract start date	10/10/2016
Contract end date	31/07/2026

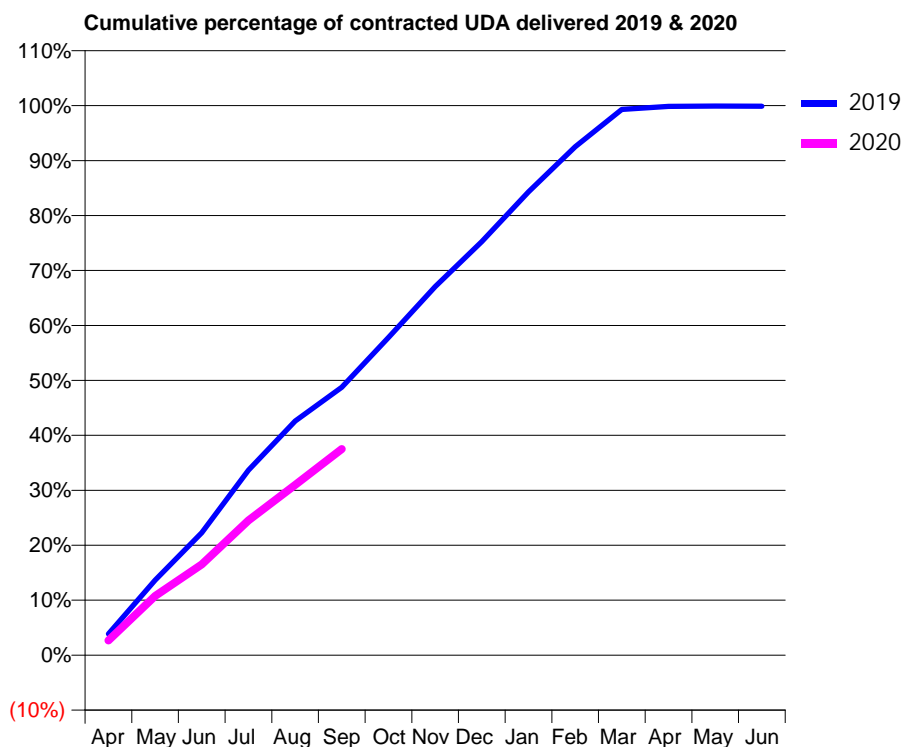
19/20 Contracted general activity (UDA)	19,500
Carry forward general activity (UDA)	0
19/20 Contracted orthodontic activity (UOA)	0
Carry forward orthodontic activity (UOA)	0
Baseline contract value	£480,855.37

ACCESS*

Patients seen in 24 months	Total	Change since previous quarter
Quarter ending September 2018	5,721	
Quarter ending December 2018	6,090	↑
Quarter ending March 2019	6,233	↑
Quarter ending June 2019	6,402	↑
Quarter ending September 2019	6,535	↑
Variance since September 2018	14.2%	↑



ACTIVITY



Month	Adjusted Scheduled Activity (UDA)	
	2019	2020
April	660	522
May	2,327	2,101
June	3,798	3,221
July	5,743	4,783
August	7,267	6,043
September	8,316	7,312
October	9,864	
November	11,443	
December	12,840	
January	14,381	
February	15,786	
March	16,944	
April	17,037	
May	17,048	
June	17,041	

QUALITY

	Quantity	Base Number	Contract	AT	Region	England
% of FP17s for the same patient ID Re-attending within 3 months - Children	74	1,299	5.7%	11.4%	12.1%	11.5%
% of FP17s for the same patient ID Re-attending within 3 months - Adults	293	2,789	10.5%	14.9%	15.6%	15.4%
% of FP17s for the same patient ID Re-attending between 3 & 9 months - Children	732	1,299	56.4%	60.1%	61.2%	59.7%
% of FP17s for the same patient ID Re-attending between 3 & 9 months - Adults	1,741	2,789	62.4%	52.8%	54.3%	51.7%
% of FP17s for Band 1 Urgent Courses	317	4,050	7.8%	10.0%	9.1%	9.2%
% of FP17s Relating to Free Repair or Replacements	19	4,050	0.5%	0.9%	0.9%	0.7%
% of FP17s Relating to Continuations	4	4,050	0.1%	0.9%	1.0%	0.8%
% of Patients satisfied with the dentistry they have received	3	3	N/A	94.2%	94.4%	93.5%
% of Patients satisfied with the time they had to wait for an appointment	3	3	N/A	85.2%	88.1%	87.4%

* This is based on patients treated on this contract for their most recent course of treatment. Figures in italics indicate the base number of FP17s or Patient Questionnaire responses are less than 100. N/A is shown where the base number of responses is less than 10 during the period. % is calculated as Quantity/Base number*100

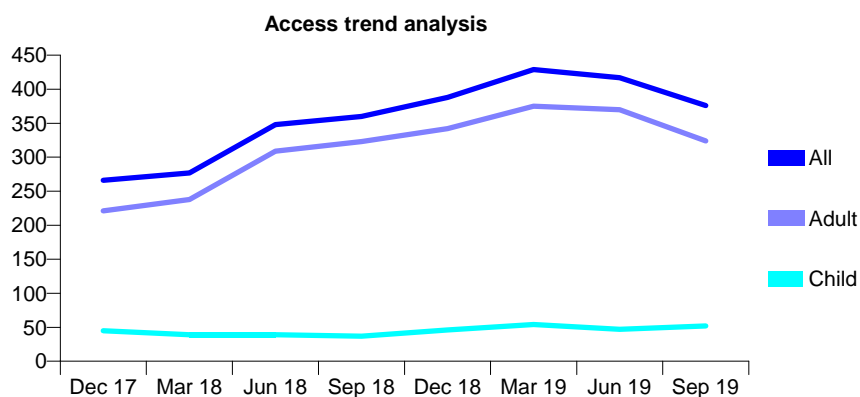
Q47 - Vital Signs At a Glance Contract Report for 100220/0000 - September 2019

Name or company name	Genix Healthcare Ltd
Contract type name	PDS Contract
Purpose of contract	General
Contract start date	10/10/2016
Contract end date	01/09/2026

19/20 Contracted general activity (UDA)	9,780
Carry forward general activity (UDA)	0
19/20 Contracted orthodontic activity (UOA)	0
Carry forward orthodontic activity (UOA)	0
Baseline contract value	£241,167.46

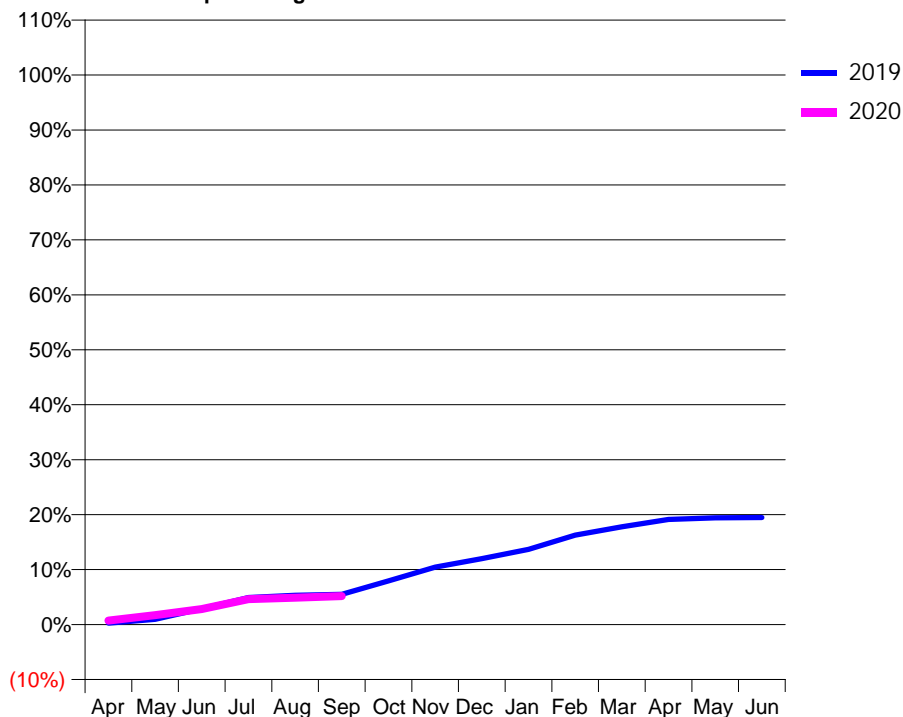
ACCESS*

Patients seen in 24 months	Total	Change since previous quarter
Quarter ending September 2018	360	
Quarter ending December 2018	388	↑
Quarter ending March 2019	429	↑
Quarter ending June 2019	417	↓
Quarter ending September 2019	376	↓
Variance since September 2018	4.4%	↑



ACTIVITY

Cumulative percentage of contracted UDA delivered 2019 & 2020



Adjusted Scheduled Activity (UDA)

Month	2019	2020
April	21	72
May	81	167
June	246	277
July	420	453
August	456	478
September	469	507
October	679	
November	894	
December	1,027	
January	1,172	
February	1,393	
March	1,523	
April	1,637	
May	1,663	
June	1,667	

QUALITY

	Quantity	Base Number	Contract	AT	Region	England
% of FP17s for the same patient ID Re-attending within 3 months - Children	9	47	19.1%	11.4%	12.1%	11.5%
% of FP17s for the same patient ID Re-attending within 3 months - Adults	21	211	10.0%	14.9%	15.6%	15.4%
% of FP17s for the same patient ID Re-attending between 3 & 9 months - Children	9	47	19.1%	60.1%	61.2%	59.7%
% of FP17s for the same patient ID Re-attending between 3 & 9 months - Adults	60	211	28.4%	52.8%	54.3%	51.7%
% of FP17s for Band 1 Urgent Courses	38	209	18.2%	10.0%	9.1%	9.2%
% of FP17s Relating to Free Repair or Replacements	4	209	1.9%	0.9%	0.9%	0.7%
% of FP17s Relating to Continuations	3	209	1.4%	0.9%	1.0%	0.8%
% of Patients satisfied with the dentistry they have received	0	0	N/A	94.2%	94.4%	93.5%
% of Patients satisfied with the time they had to wait for an appointment	0	0	N/A	85.2%	88.1%	87.4%

* This is based on patients treated on this contract for their most recent course of treatment. Figures in italics indicate the base number of FP17s or Patient Questionnaire responses are less than 100. N/A is shown where the base number of responses is less than 10 during the period. % is calculated as Quantity/Base number*100

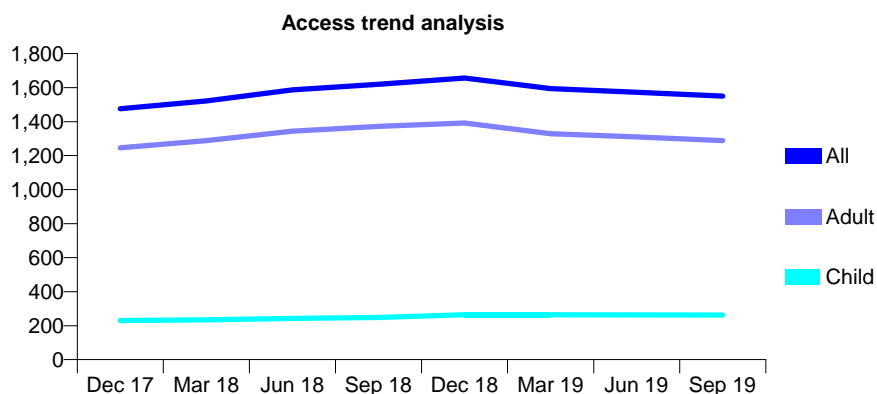
Q47 - Vital Signs At a Glance Contract Report for 100235/0000 - September 2019

Name or company name	Blackpool PCT
Contract type name	PDS Contract
Purpose of contract	General
Contract start date	01/04/2016
Contract end date	31/03/2020

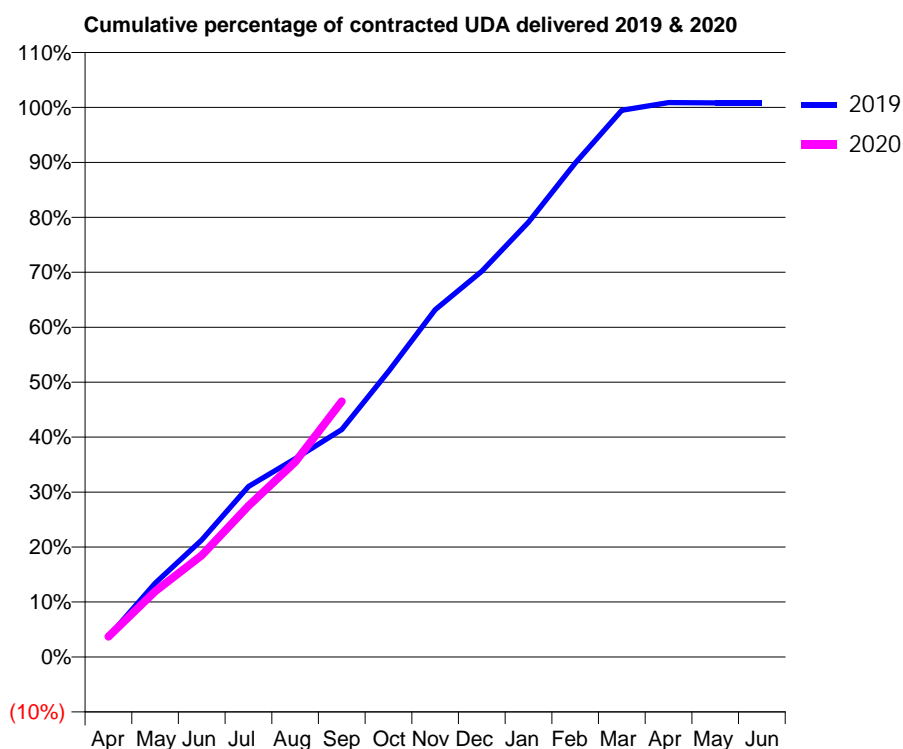
19/20 Contracted general activity (UDA)	6,200
Carry forward general activity (UDA)	0
19/20 Contracted orthodontic activity (UOA)	0
Carry forward orthodontic activity (UOA)	0
Baseline contract value	£0.00

ACCESS*

Patients seen in 24 months	Total	Change since previous quarter
Quarter ending September 2018	1,620	
Quarter ending December 2018	1,656	↑
Quarter ending March 2019	1,594	↓
Quarter ending June 2019	1,573	↓
Quarter ending September 2019	1,550	↓
Variance since September 2018	(4.3%)	↓



ACTIVITY



Month	2019	2020
April	230	230
May	833	739
June	1,320	1,146
July	1,922	1,705
August	2,237	2,198
September	2,566	2,884
October	3,220	
November	3,919	
December	4,352	
January	4,906	
February	5,572	
March	6,168	
April	6,254	
May	6,251	
June	6,251	

QUALITY

	Quantity	Base Number	Contract	AT	Region	England
% of FP17s for the same patient ID Re-attending within 3 months - Children	17	172	9.9%	11.4%	12.1%	11.5%
% of FP17s for the same patient ID Re-attending within 3 months - Adults	153	838	18.3%	14.9%	15.6%	15.4%
% of FP17s for the same patient ID Re-attending between 3 & 9 months - Children	82	172	47.7%	60.1%	61.2%	59.7%
% of FP17s for the same patient ID Re-attending between 3 & 9 months - Adults	451	838	53.8%	52.8%	54.3%	51.7%
% of FP17s for Band 1 Urgent Courses	49	970	5.1%	10.0%	9.1%	9.2%
% of FP17s Relating to Free Repair or Replacements	17	970	1.8%	0.9%	0.9%	0.7%
% of FP17s Relating to Continuations	36	970	3.7%	0.9%	1.0%	0.8%
% of Patients satisfied with the dentistry they have received	3	3	N/A	94.2%	94.4%	93.5%
% of Patients satisfied with the time they had to wait for an appointment	3	3	N/A	85.2%	88.1%	87.4%

* This is based on patients treated on this contract for their most recent course of treatment.

Figures in italics indicate the base number of FP17s or Patient Questionnaire responses are less than 100. N/A is shown where the base number of responses is less than 10 during the period. % is calculated as Quantity/Base number*100

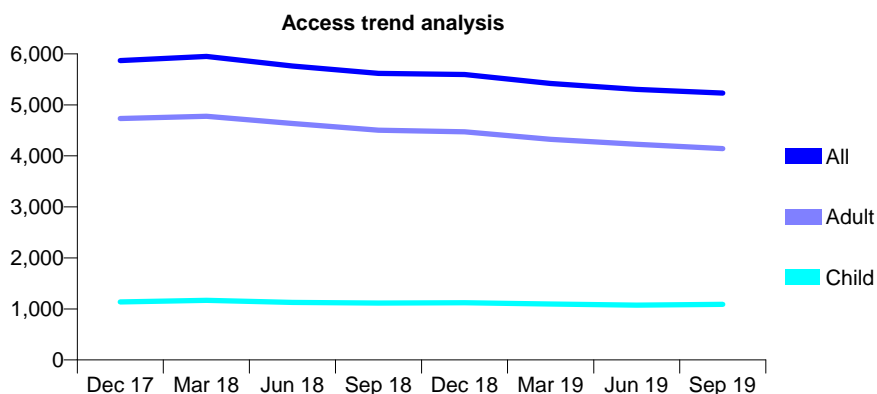
Q47 - Vital Signs At a Glance Contract Report for 101281/0014 - September 2019

Name or company name	OASIS DENTAL CARE LTD
Contract type name	Pilot Contract
Purpose of contract	General
Contract start date	01/04/2006
Contract end date	

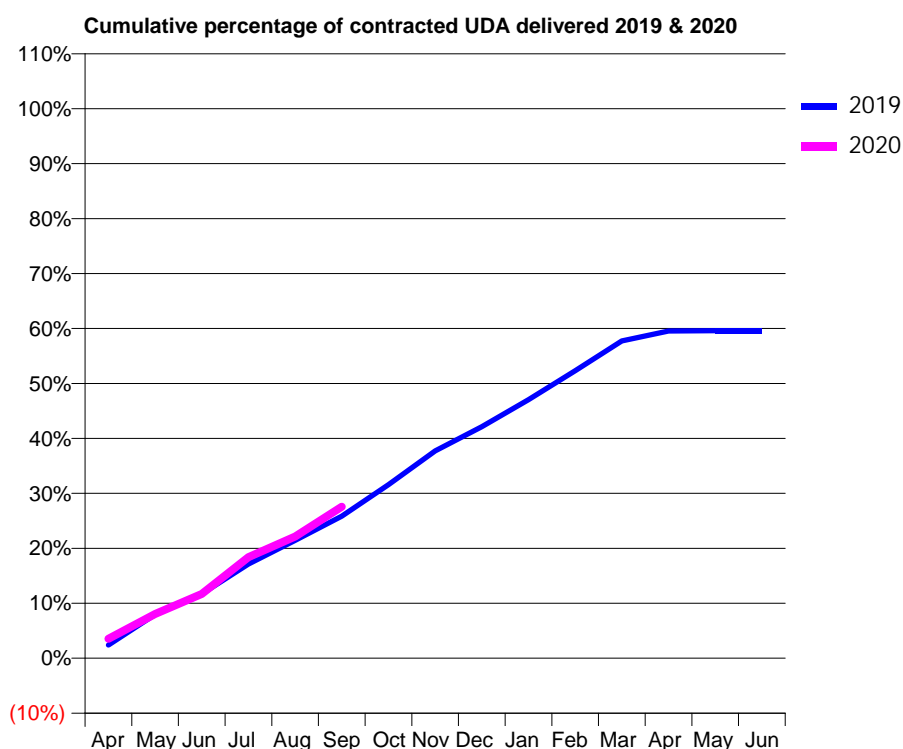
19/20 Contracted general activity (UDA)	23,097
Carry forward general activity (UDA)	0
19/20 Contracted orthodontic activity (UOA)	0
Carry forward orthodontic activity (UOA)	0
Baseline contract value	£701,755.26

ACCESS*

Patients seen in 24 months	Total	Change since previous quarter
Quarter ending September 2018	5,617	
Quarter ending December 2018	5,595	→
Quarter ending March 2019	5,421	↓
Quarter ending June 2019	5,303	↓
Quarter ending September 2019	5,233	↓
Variance since September 2018	(6.8%)	↓



ACTIVITY



Month	2019	2020
April	560	821
May	1,843	1,857
June	2,701	2,701
July	3,960	4,250
August	4,951	5,115
September	5,975	6,367
October	7,293	
November	8,714	
December	9,726	
January	10,866	
February	12,088	
March	13,336	
April	13,754	
May	13,760	
June	13,764	

QUALITY

	Quantity	Base Number	Contract	AT	Region	England
% of FP17s for the same patient ID Re-attending within 3 months - Children	19	751	2.5%	11.4%	12.1%	11.5%
% of FP17s for the same patient ID Re-attending within 3 months - Adults	218	2,622	8.3%	14.9%	15.6%	15.4%
% of FP17s for the same patient ID Re-attending between 3 & 9 months - Children	478	751	63.6%	60.1%	61.2%	59.7%
% of FP17s for the same patient ID Re-attending between 3 & 9 months - Adults	1,557	2,622	59.4%	52.8%	54.3%	51.7%
% of FP17s for Band 1 Urgent Courses	88	3,198	2.8%	10.0%	9.1%	9.2%
% of FP17s Relating to Free Repair or Replacements	29	3,198	0.9%	0.9%	0.9%	0.7%
% of FP17s Relating to Continuations	7	3,198	0.2%	0.9%	1.0%	0.8%
% of Patients satisfied with the dentistry they have received	2	3	N/A	94.2%	94.4%	93.5%
% of Patients satisfied with the time they had to wait for an appointment	2	3	N/A	85.2%	88.1%	87.4%

* This is based on patients treated on this contract for their most recent course of treatment. Figures in italics indicate the base number of FP17s or Patient Questionnaire responses are less than 100. N/A is shown where the base number of responses is less than 10 during the period. % is calculated as Quantity/Base number*100

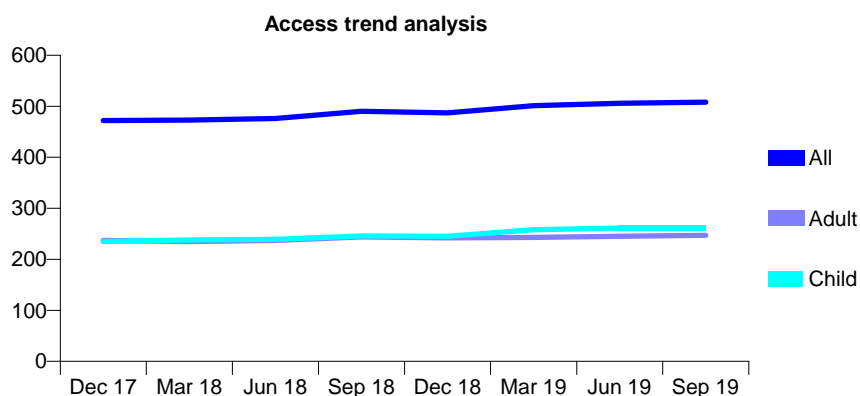
Q47 - Vital Signs At a Glance Contract Report for 101281/0020 - September 2019

Name or company name	OASIS DENTAL CARE LTD
Contract type name	GDS Contract
Purpose of contract	General
Contract start date	01/04/2006
Contract end date	

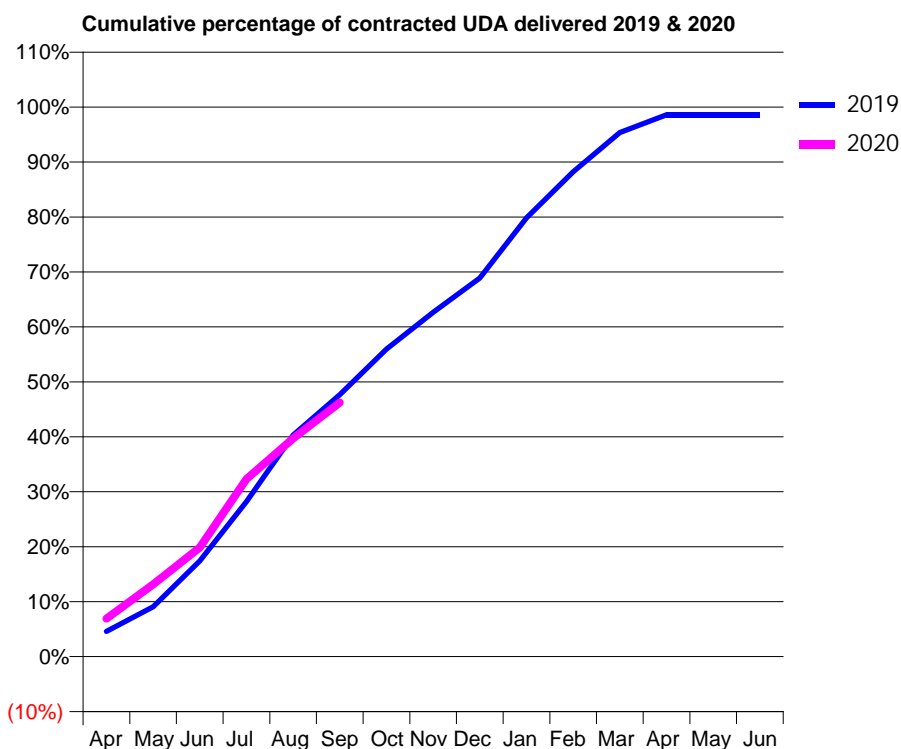
19/20 Contracted general activity (UDA)	1,000
Carry forward general activity (UDA)	0
19/20 Contracted orthodontic activity (UOA)	0
Carry forward orthodontic activity (UOA)	0
Baseline contract value	£34,027.89

ACCESS*

Patients seen in 24 months	Total	Change since previous quarter
Quarter ending September 2018	490	
Quarter ending December 2018	487	→
Quarter ending March 2019	501	↑
Quarter ending June 2019	506	→
Quarter ending September 2019	508	→
Variance since September 2018	3.7%	↑



ACTIVITY



Month	Adjusted Scheduled Activity (UDA)	
	2019	2020
April	46	69
May	91	131
June	174	198
July	282	323
August	403	397
September	476	462
October	560	
November	627	
December	689	
January	798	
February	882	
March	954	
April	986	
May	986	
June	986	

QUALITY

	Quantity	Base Number	Contract	AT	Region	England
% of FP17s for the same patient ID Re-attending within 3 months - Children	8	212	3.8%	11.4%	12.1%	11.5%
% of FP17s for the same patient ID Re-attending within 3 months - Adults	3	144	2.1%	14.9%	15.6%	15.4%
% of FP17s for the same patient ID Re-attending between 3 & 9 months - Children	158	212	74.5%	60.1%	61.2%	59.7%
% of FP17s for the same patient ID Re-attending between 3 & 9 months - Adults	71	144	49.3%	52.8%	54.3%	51.7%
% of FP17s for Band 1 Urgent Courses	7	337	2.1%	10.0%	9.1%	9.2%
% of FP17s Relating to Free Repair or Replacements	0	337	0.0%	0.9%	0.9%	0.7%
% of FP17s Relating to Continuations	0	337	0.0%	0.9%	1.0%	0.8%
% of Patients satisfied with the dentistry they have received	0	0	N/A	94.2%	94.4%	93.5%
% of Patients satisfied with the time they had to wait for an appointment	0	0	N/A	85.2%	88.1%	87.4%

* This is based on patients treated on this contract for their most recent course of treatment. Figures in italics indicate the base number of FP17s or Patient Questionnaire responses are less than 100. N/A is shown where the base number of responses is less than 10 during the period. % is calculated as Quantity/Base number*100

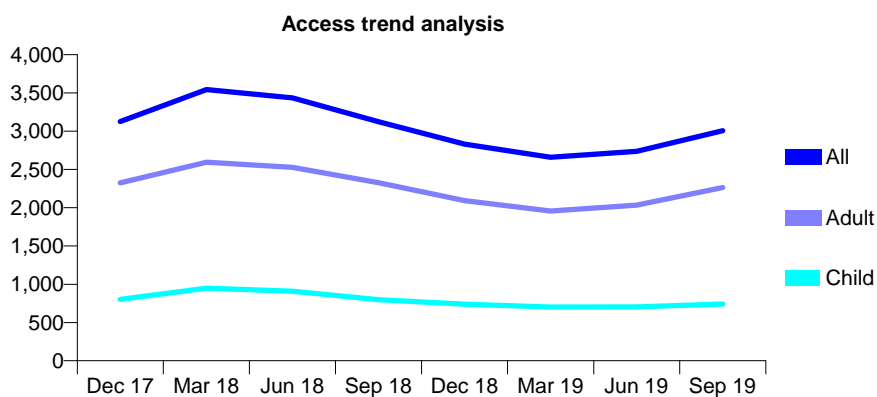
Q47 - Vital Signs At a Glance Contract Report for 101281/0021 - September 2019

Name or company name	OASIS DENTAL CARE LTD
Contract type name	GDS Contract
Purpose of contract	General
Contract start date	01/04/2006
Contract end date	

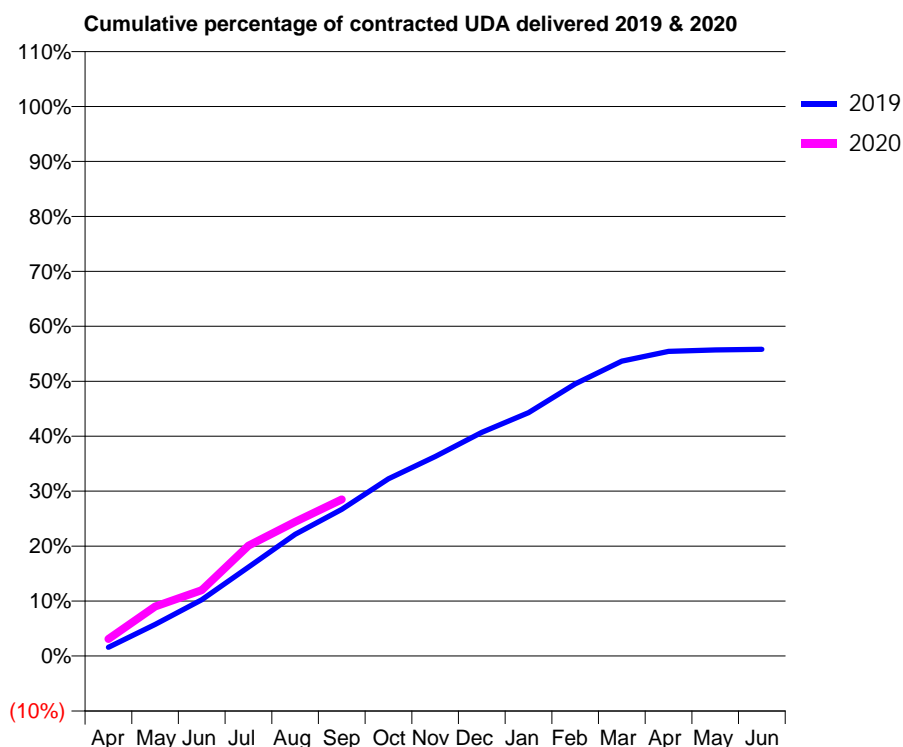
19/20 Contracted general activity (UDA)	12,500
Carry forward general activity (UDA)	0
19/20 Contracted orthodontic activity (UOA)	0
Carry forward orthodontic activity (UOA)	0
Baseline contract value	£304,252.42

ACCESS*

Patients seen in 24 months	Total	Change since previous quarter
Quarter ending September 2018	3,124	
Quarter ending December 2018	2,832	↓
Quarter ending March 2019	2,659	↓
Quarter ending June 2019	2,738	↑
Quarter ending September 2019	3,006	↑
Variance since September 2018	(3.8%)	↓



ACTIVITY



Month	Adjusted Scheduled Activity (UDA)	
	2019	2020
April	198	386
May	722	1,127
June	1,279	1,498
July	2,022	2,510
August	2,769	3,055
September	3,336	3,563
October	4,032	
November	4,536	
December	5,087	
January	5,534	
February	6,190	
March	6,707	
April	6,931	
May	6,963	
June	6,977	

QUALITY

	Quantity	Base Number	Contract	AT	Region	England
% of FP17s for the same patient ID Re-attending within 3 months - Children	16	389	4.1%	11.4%	12.1%	11.5%
% of FP17s for the same patient ID Re-attending within 3 months - Adults	160	1,341	11.9%	14.9%	15.6%	15.4%
% of FP17s for the same patient ID Re-attending between 3 & 9 months - Children	144	389	37.0%	60.1%	61.2%	59.7%
% of FP17s for the same patient ID Re-attending between 3 & 9 months - Adults	457	1,341	34.1%	52.8%	54.3%	51.7%
% of FP17s for Band 1 Urgent Courses	118	1,602	7.4%	10.0%	9.1%	9.2%
% of FP17s Relating to Free Repair or Replacements	18	1,602	1.1%	0.9%	0.9%	0.7%
% of FP17s Relating to Continuations	45	1,602	2.8%	0.9%	1.0%	0.8%
% of Patients satisfied with the dentistry they have received	2	3	N/A	94.2%	94.4%	93.5%
% of Patients satisfied with the time they had to wait for an appointment	2	3	N/A	85.2%	88.1%	87.4%

* This is based on patients treated on this contract for their most recent course of treatment. Figures in italics indicate the base number of FP17s or Patient Questionnaire responses are less than 100. N/A is shown where the base number of responses is less than 10 during the period. % is calculated as Quantity/Base number*100

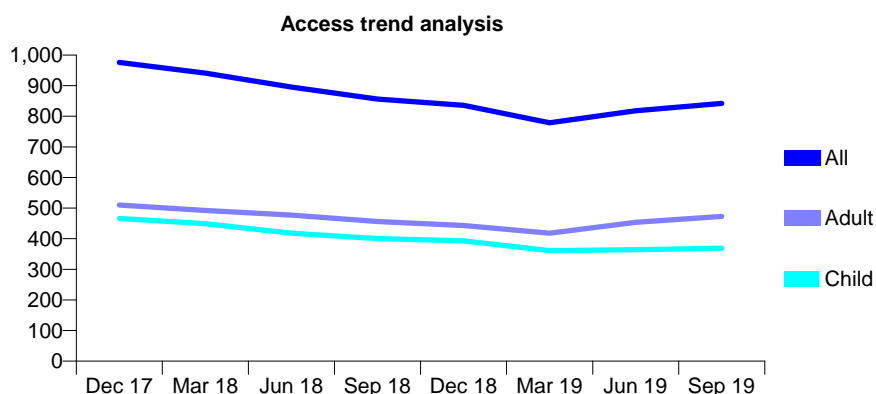
Q47 - Vital Signs At a Glance Contract Report for 101281/0066 - September 2019

Name or company name	OASIS DENTAL CARE LTD
Contract type name	GDS Contract
Purpose of contract	General
Contract start date	01/04/2006
Contract end date	

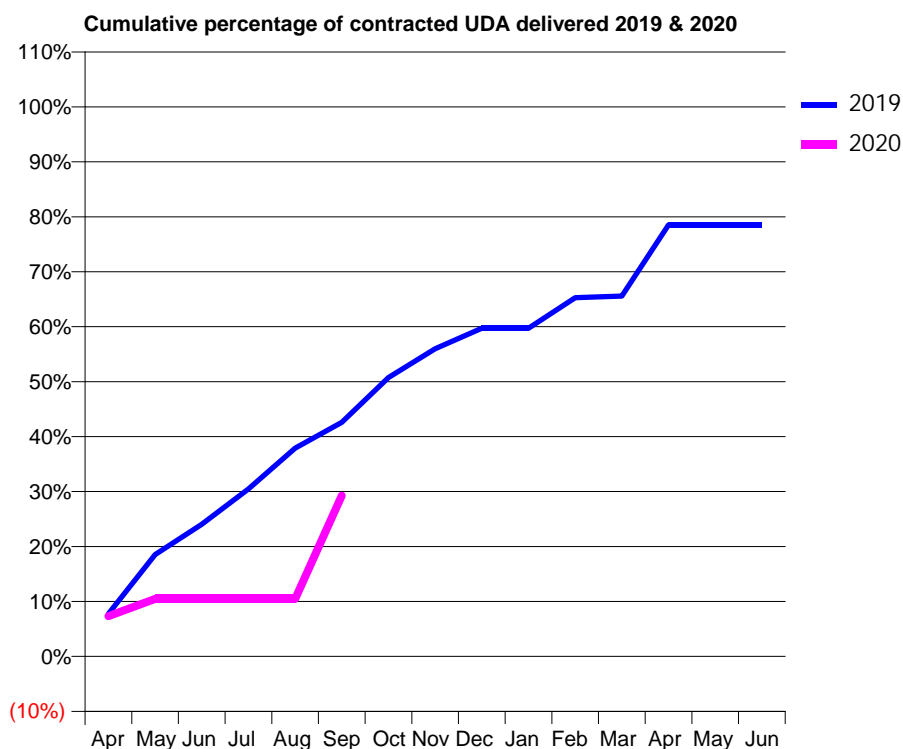
19/20 Contracted general activity (UDA)	2,200
Carry forward general activity (UDA)	0
19/20 Contracted orthodontic activity (UOA)	0
Carry forward orthodontic activity (UOA)	0
Baseline contract value	£57,366.31

ACCESS*

Patients seen in 24 months	Total	Change since previous quarter
Quarter ending September 2018	856	
Quarter ending December 2018	836	↓
Quarter ending March 2019	779	↓
Quarter ending June 2019	818	↑
Quarter ending September 2019	842	↑
Variance since September 2018	(1.6%)	↓



ACTIVITY



Month	2019	2020
April	171	161
May	407	230
June	529	230
July	670	230
August	834	230
September	937	644
October	1,117	
November	1,232	
December	1,314	
January	1,314	
February	1,436	
March	1,442	
April	1,728	
May	1,728	
June	1,728	

QUALITY

	Quantity	Base Number	Contract	AT	Region	England
% of FP17s for the same patient ID Re-attending within 3 months - Children	24	393	6.1%	11.4%	12.1%	11.5%
% of FP17s for the same patient ID Re-attending within 3 months - Adults	30	393	7.6%	14.9%	15.6%	15.4%
% of FP17s for the same patient ID Re-attending between 3 & 9 months - Children	181	393	46.1%	60.1%	61.2%	59.7%
% of FP17s for the same patient ID Re-attending between 3 & 9 months - Adults	142	393	36.1%	52.8%	54.3%	51.7%
% of FP17s for Band 1 Urgent Courses	29	550	5.3%	10.0%	9.1%	9.2%
% of FP17s Relating to Free Repair or Replacements	4	550	0.7%	0.9%	0.9%	0.7%
% of FP17s Relating to Continuations	4	550	0.7%	0.9%	1.0%	0.8%
% of Patients satisfied with the dentistry they have received	0	0	N/A	94.2%	94.4%	93.5%
% of Patients satisfied with the time they had to wait for an appointment	0	0	N/A	85.2%	88.1%	87.4%

* This is based on patients treated on this contract for their most recent course of treatment. Figures in italics indicate the base number of FP17s or Patient Questionnaire responses are less than 100. N/A is shown where the base number of responses is less than 10 during the period. % is calculated as Quantity/Base number*100

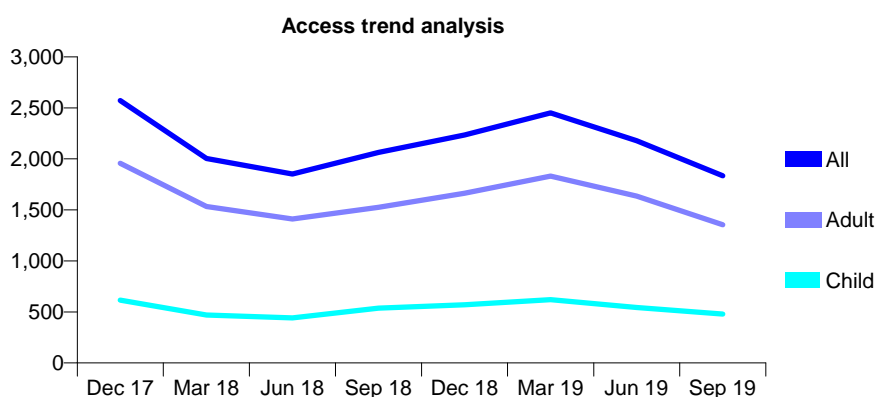
Q47 - Vital Signs At a Glance Contract Report for 101281/0101 - September 2019

Name or company name	OASIS DENTAL CARE LTD
Contract type name	GDS Contract
Purpose of contract	General
Contract start date	01/04/2006
Contract end date	

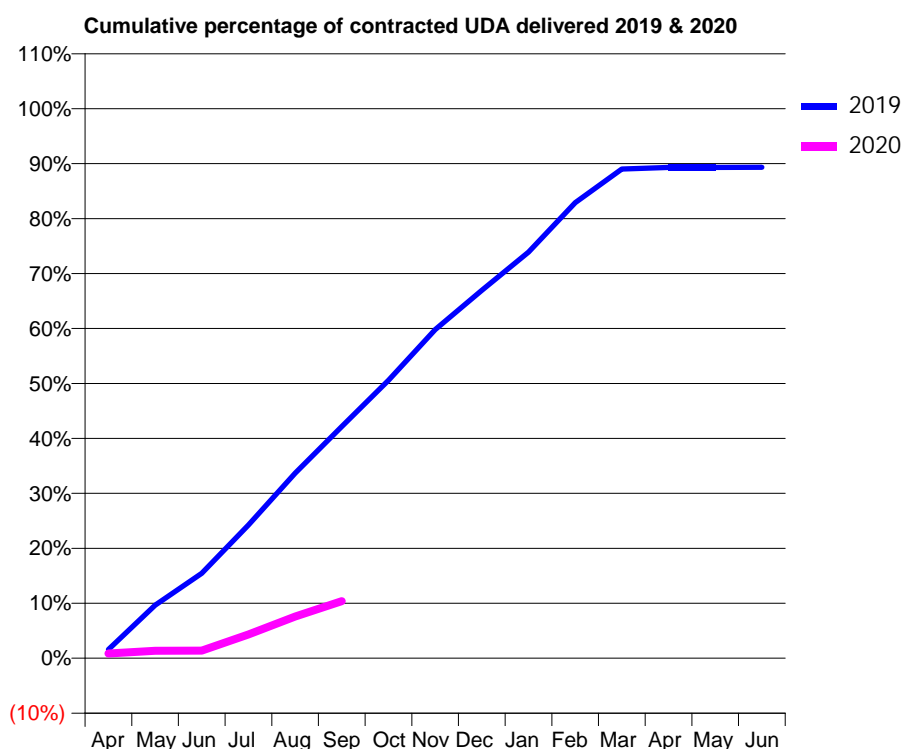
19/20 Contracted general activity (UDA)	6,721
Carry forward general activity (UDA)	0
19/20 Contracted orthodontic activity (UOA)	0
Carry forward orthodontic activity (UOA)	0
Baseline contract value	£165,912.03

ACCESS*

Patients seen in 24 months	Total	Change since previous quarter
Quarter ending September 2018	2,063	
Quarter ending December 2018	2,235	↑
Quarter ending March 2019	2,452	↑
Quarter ending June 2019	2,179	↓
Quarter ending September 2019	1,834	↓
Variance since September 2018	(11.1%)	↓



ACTIVITY



Month	2019	2020
April	106	58
May	650	92
June	1,038	94
July	1,631	290
August	2,264	509
September	2,834	699
October	3,399	
November	4,019	
December	4,499	
January	4,968	
February	5,572	
March	5,981	
April	6,002	
May	6,003	
June	6,004	

QUALITY

	Quantity	Base Number	Contract	AT	Region	England
% of FP17s for the same patient ID Re-attending within 3 months - Children	1	112	0.9%	11.4%	12.1%	11.5%
% of FP17s for the same patient ID Re-attending within 3 months - Adults	5	335	1.5%	14.9%	15.6%	15.4%
% of FP17s for the same patient ID Re-attending between 3 & 9 months - Children	35	112	31.3%	60.1%	61.2%	59.7%
% of FP17s for the same patient ID Re-attending between 3 & 9 months - Adults	102	335	30.4%	52.8%	54.3%	51.7%
% of FP17s for Band 1 Urgent Courses	53	436	12.2%	10.0%	9.1%	9.2%
% of FP17s Relating to Free Repair or Replacements	0	436	0.0%	0.9%	0.9%	0.7%
% of FP17s Relating to Continuations	0	436	0.0%	0.9%	1.0%	0.8%
% of Patients satisfied with the dentistry they have received	1	1	N/A	94.2%	94.4%	93.5%
% of Patients satisfied with the time they had to wait for an appointment	1	1	N/A	85.2%	88.1%	87.4%

* This is based on patients treated on this contract for their most recent course of treatment.

Figures in italics indicate the base number of FP17s or Patient Questionnaire responses are less than 100. N/A is shown where the base number of responses is less than 10 during the period. % is calculated as Quantity/Base number*100

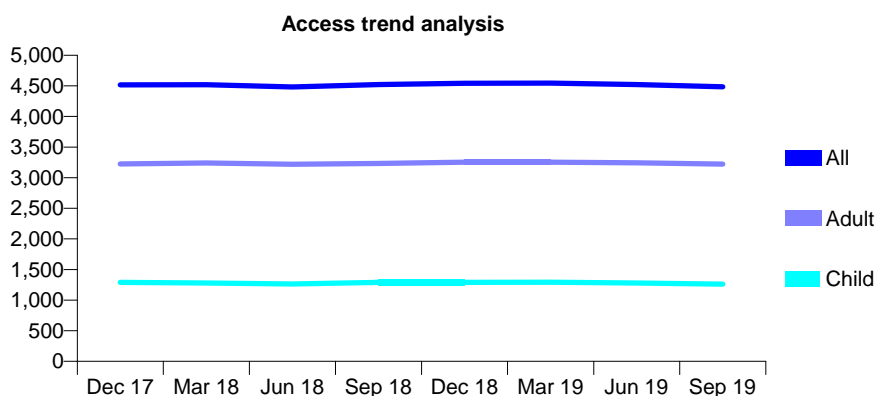
Q47 - Vital Signs At a Glance Contract Report for 101281/0150 - September 2019

Name or company name	OASIS DENTAL CARE LTD
Contract type name	GDS Contract
Purpose of contract	General
Contract start date	01/04/2006
Contract end date	

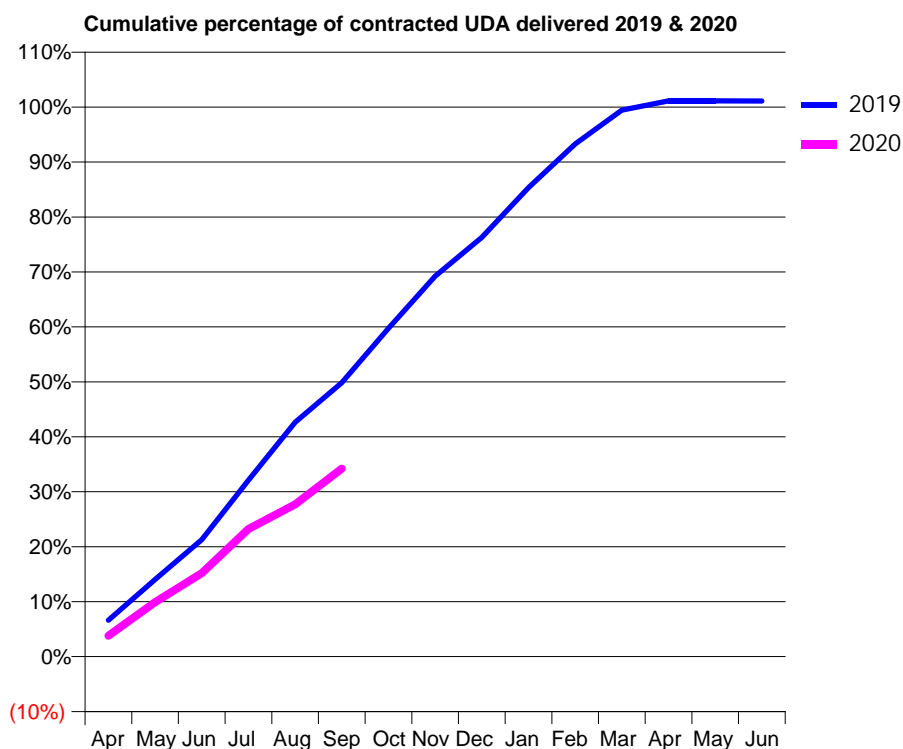
19/20 Contracted general activity (UDA)	13,814
Carry forward general activity (UDA)	0
19/20 Contracted orthodontic activity (UOA)	0
Carry forward orthodontic activity (UOA)	0
Baseline contract value	£382,737.76

ACCESS*

Patients seen in 24 months	Total	Change since previous quarter
Quarter ending September 2018	4,522	
Quarter ending December 2018	4,543	→
Quarter ending March 2019	4,546	→
Quarter ending June 2019	4,522	→
Quarter ending September 2019	4,484	→
Variance since September 2018	(0.8%)	→



ACTIVITY



Month	Adjusted Scheduled Activity (UDA)	
	2019	2020
April	917	525
May	1,944	1,369
June	2,938	2,098
July	4,437	3,208
August	5,890	3,832
September	6,887	4,724
October	8,254	
November	9,564	
December	10,539	
January	11,790	
February	12,888	
March	13,735	
April	13,969	
May	13,969	
June	13,968	

QUALITY

	Quantity	Base Number	Contract	AT	Region	England
% of FP17s for the same patient ID Re-attending within 3 months - Children	50	744	6.7%	11.4%	12.1%	11.5%
% of FP17s for the same patient ID Re-attending within 3 months - Adults	276	1,912	14.4%	14.9%	15.6%	15.4%
% of FP17s for the same patient ID Re-attending between 3 & 9 months - Children	450	744	60.5%	60.1%	61.2%	59.7%
% of FP17s for the same patient ID Re-attending between 3 & 9 months - Adults	1,183	1,912	61.9%	52.8%	54.3%	51.7%
% of FP17s for Band 1 Urgent Courses	172	2,538	6.8%	10.0%	9.1%	9.2%
% of FP17s Relating to Free Repair or Replacements	35	2,538	1.4%	0.9%	0.9%	0.7%
% of FP17s Relating to Continuations	60	2,538	2.4%	0.9%	1.0%	0.8%
% of Patients satisfied with the dentistry they have received	2	2	N/A	94.2%	94.4%	93.5%
% of Patients satisfied with the time they had to wait for an appointment	2	2	N/A	85.2%	88.1%	87.4%

* This is based on patients treated on this contract for their most recent course of treatment. Figures in italics indicate the base number of FP17s or Patient Questionnaire responses are less than 100. N/A is shown where the base number of responses is less than 10 during the period. % is calculated as Quantity/Base number*100

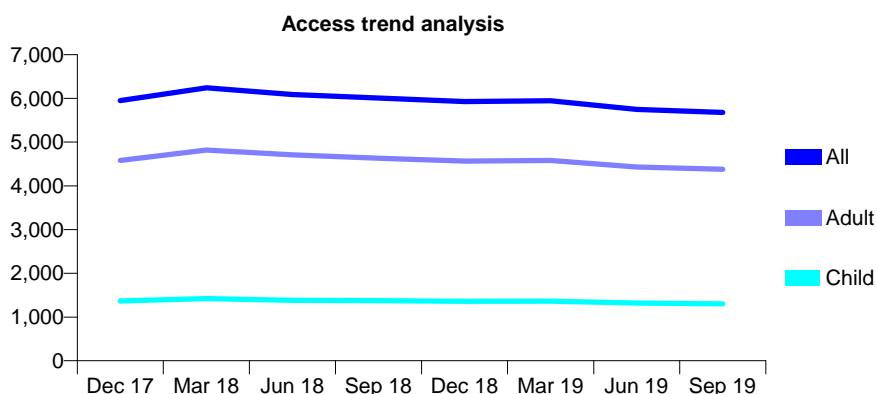
Q47 - Vital Signs At a Glance Contract Report for 101281/0204 - September 2019

Name or company name	OASIS DENTAL CARE LTD
Contract type name	GDS Contract
Purpose of contract	General
Contract start date	08/07/2009
Contract end date	

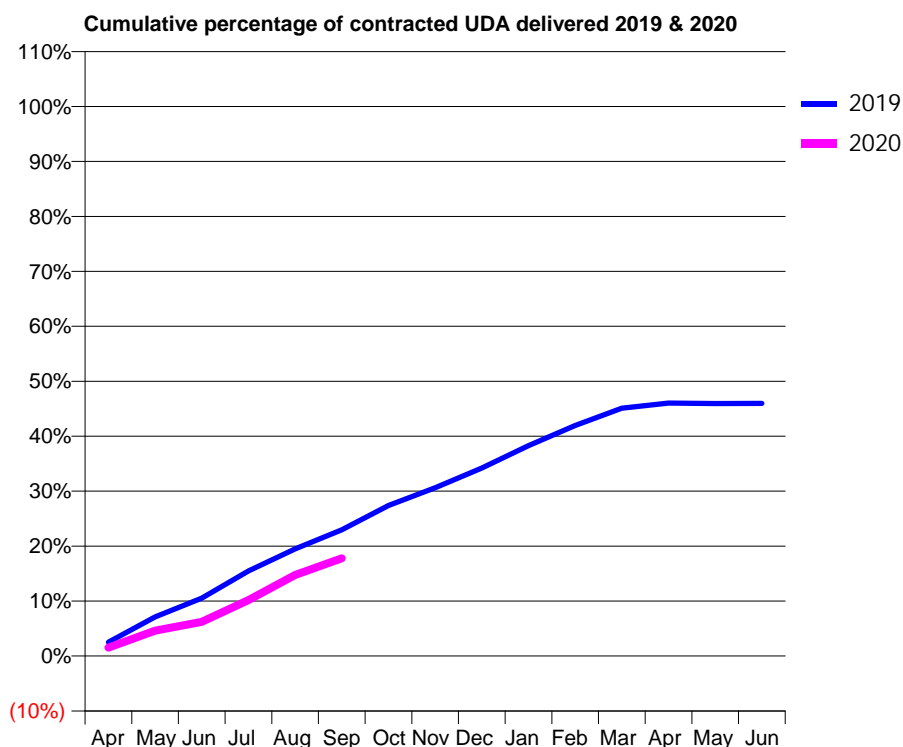
19/20 Contracted general activity (UDA)	21,000
Carry forward general activity (UDA)	0
19/20 Contracted orthodontic activity (UOA)	0
Carry forward orthodontic activity (UOA)	0
Baseline contract value	£485,191.42

ACCESS*

Patients seen in 24 months	Total	Change since previous quarter
Quarter ending September 2018	6,006	
Quarter ending December 2018	5,927	↓
Quarter ending March 2019	5,945	→
Quarter ending June 2019	5,749	↓
Quarter ending September 2019	5,677	↓
Variance since September 2018	(5.5%)	↓



ACTIVITY



Month	Adjusted Scheduled Activity (UDA)	
	2019	2020
April	531	323
May	1,497	973
June	2,214	1,306
July	3,248	2,138
August	4,096	3,098
September	4,824	3,733
October	5,751	
November	6,427	
December	7,183	
January	8,040	
February	8,809	
March	9,473	
April	9,662	
May	9,651	
June	9,652	

QUALITY

	Quantity	Base Number	Contract	AT	Region	England
% of FP17s for the same patient ID Re-attending within 3 months - Children	24	549	4.4%	11.4%	12.1%	11.5%
% of FP17s for the same patient ID Re-attending within 3 months - Adults	231	1,889	12.2%	14.9%	15.6%	15.4%
% of FP17s for the same patient ID Re-attending between 3 & 9 months - Children	113	549	20.6%	60.1%	61.2%	59.7%
% of FP17s for the same patient ID Re-attending between 3 & 9 months - Adults	476	1,889	25.2%	52.8%	54.3%	51.7%
% of FP17s for Band 1 Urgent Courses	254	2,299	11.0%	10.0%	9.1%	9.2%
% of FP17s Relating to Free Repair or Replacements	21	2,299	0.9%	0.9%	0.9%	0.7%
% of FP17s Relating to Continuations	18	2,299	0.8%	0.9%	1.0%	0.8%
% of Patients satisfied with the dentistry they have received	2	2	N/A	94.2%	94.4%	93.5%
% of Patients satisfied with the time they had to wait for an appointment	2	2	N/A	85.2%	88.1%	87.4%

* This is based on patients treated on this contract for their most recent course of treatment. Figures in italics indicate the base number of FP17s or Patient Questionnaire responses are less than 100. N/A is shown where the base number of responses is less than 10 during the period. % is calculated as Quantity/Base number*100

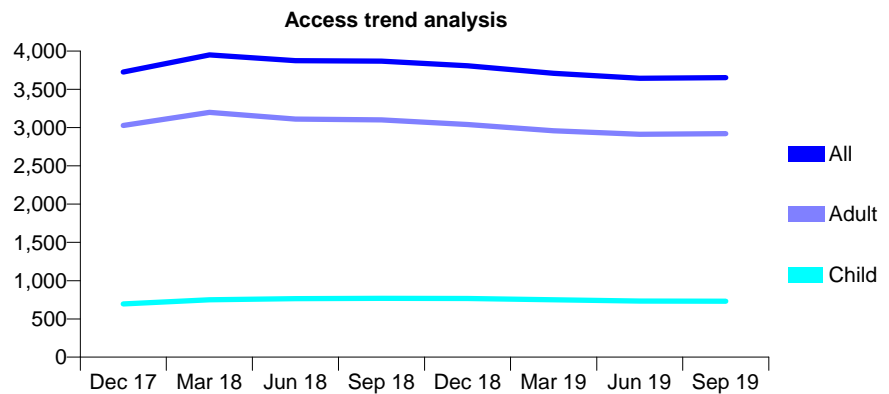
Q47 - Vital Signs At a Glance Contract Report for 101281/0224 - September 2019

Name or company name	OASIS DENTAL CARE LTD
Contract type name	PDS Plus Contract
Purpose of contract	General
Contract start date	18/08/2010
Contract end date	31/03/2020

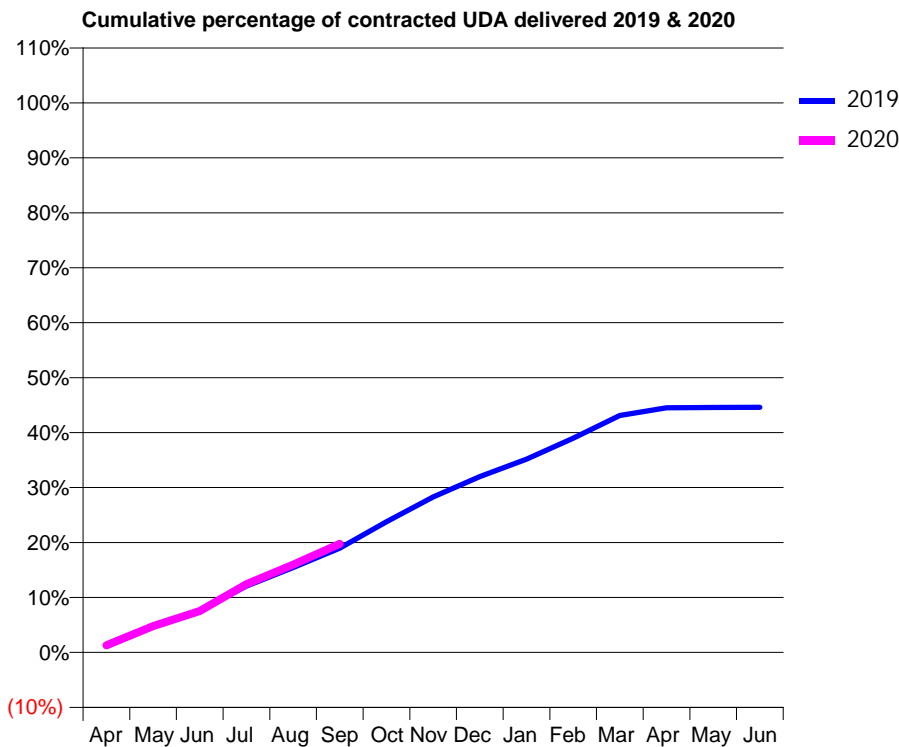
19/20 Contracted general activity (UDA)	14,000
Carry forward general activity (UDA)	0
19/20 Contracted orthodontic activity (UOA)	0
Carry forward orthodontic activity (UOA)	0
Baseline contract value	£177,750.79

ACCESS*

Patients seen in 24 months	Total	Change since previous quarter
Quarter ending September 2018	3,868	
Quarter ending December 2018	3,807	↓
Quarter ending March 2019	3,710	↓
Quarter ending June 2019	3,646	↓
Quarter ending September 2019	3,652	→
Variance since September 2018	(5.6%)	↓



ACTIVITY



Month	2019	2020
April	154	182
May	661	670
June	1,079	1,055
July	1,690	1,738
August	2,164	2,236
September	2,659	2,767
October	3,327	
November	3,962	
December	4,478	
January	4,923	
February	5,458	
March	6,035	
April	6,232	
May	6,238	
June	6,243	

QUALITY

	Quantity	Base Number	Contract	AT	Region	England
% of FP17s for the same patient ID Re-attending within 3 months - Children	27	552	4.9%	11.4%	12.1%	11.5%
% of FP17s for the same patient ID Re-attending within 3 months - Adults	98	1,226	8.0%	14.9%	15.6%	15.4%
% of FP17s for the same patient ID Re-attending between 3 & 9 months - Children	323	552	58.5%	60.1%	61.2%	59.7%
% of FP17s for the same patient ID Re-attending between 3 & 9 months - Adults	301	1,226	24.6%	52.8%	54.3%	51.7%
% of FP17s for Band 1 Urgent Courses	98	1,660	5.9%	10.0%	9.1%	9.2%
% of FP17s Relating to Free Repair or Replacements	7	1,660	0.4%	0.9%	0.9%	0.7%
% of FP17s Relating to Continuations	6	1,660	0.4%	0.9%	1.0%	0.8%
% of Patients satisfied with the dentistry they have received	3	3	N/A	94.2%	94.4%	93.5%
% of Patients satisfied with the time they had to wait for an appointment	1	3	N/A	85.2%	88.1%	87.4%

* This is based on patients treated on this contract for their most recent course of treatment. Figures in italics indicate the base number of FP17s or Patient Questionnaire responses are less than 100. N/A is shown where the base number of responses is less than 10 during the period. % is calculated as Quantity/Base number*100

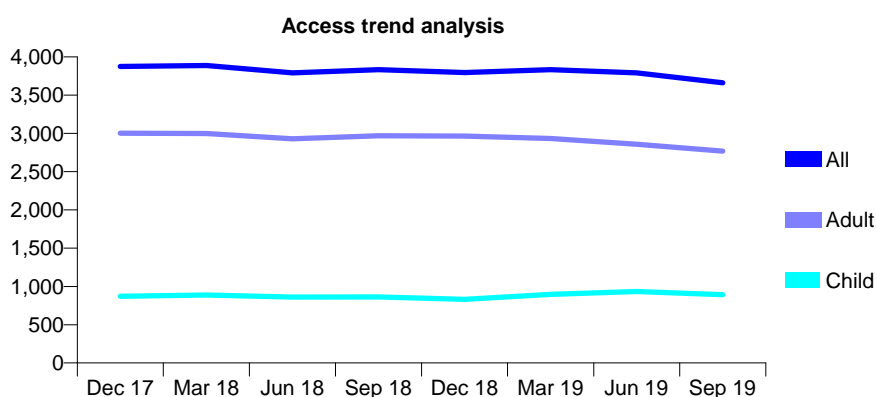
Q47 - Vital Signs At a Glance Contract Report for 101281/0227 - September 2019

Name or company name	OASIS DENTAL CARE LTD
Contract type name	PDS Plus Contract
Purpose of contract	General
Contract start date	04/10/2010
Contract end date	31/03/2020

19/20 Contracted general activity (UDA)	14,000
Carry forward general activity (UDA)	0
19/20 Contracted orthodontic activity (UOA)	0
Carry forward orthodontic activity (UOA)	0
Baseline contract value	£179,777.15

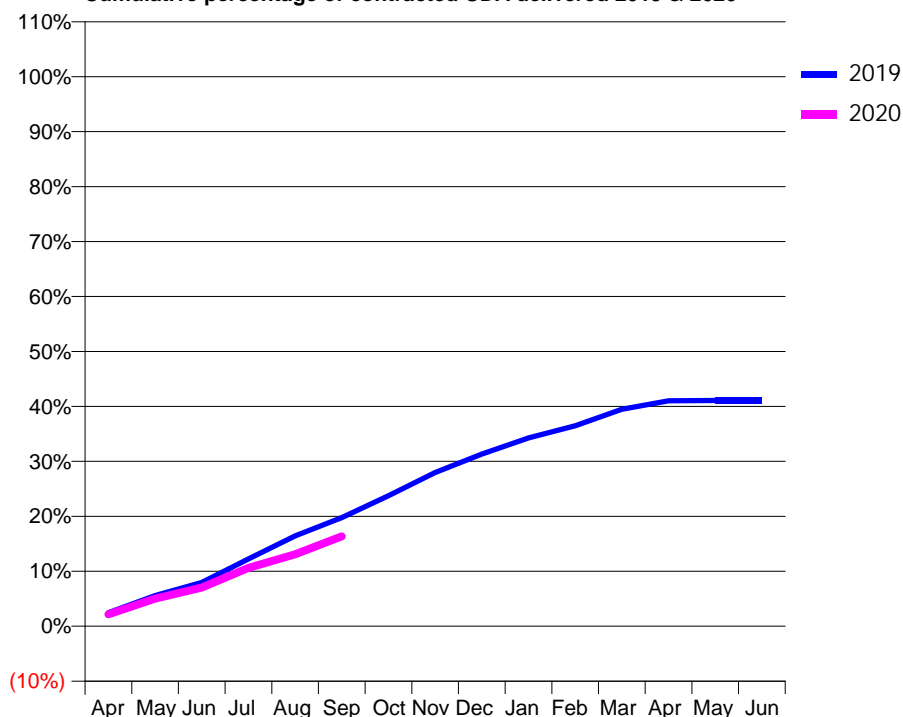
ACCESS*

Patients seen in 24 months	Total	Change since previous quarter
Quarter ending September 2018	3,832	
Quarter ending December 2018	3,796	→
Quarter ending March 2019	3,832	→
Quarter ending June 2019	3,791	↓
Quarter ending September 2019	3,661	↓
Variance since September 2018	(4.5%)	↓



ACTIVITY

Cumulative percentage of contracted UDA delivered 2019 & 2020



Adjusted Scheduled Activity (UDA)

Month	2019	2020
April	343	304
May	778	703
June	1,117	986
July	1,716	1,487
August	2,300	1,834
September	2,769	2,288
October	3,325	
November	3,917	
December	4,386	
January	4,794	
February	5,108	
March	5,525	
April	5,744	
May	5,751	
June	5,751	

QUALITY

	Quantity	Base Number	Contract	AT	Region	England
% of FP17s for the same patient ID Re-attending within 3 months - Children	21	374	5.6%	11.4%	12.1%	11.5%
% of FP17s for the same patient ID Re-attending within 3 months - Adults	179	1,141	15.7%	14.9%	15.6%	15.4%
% of FP17s for the same patient ID Re-attending between 3 & 9 months - Children	73	374	19.5%	60.1%	61.2%	59.7%
% of FP17s for the same patient ID Re-attending between 3 & 9 months - Adults	184	1,141	16.1%	52.8%	54.3%	51.7%
% of FP17s for Band 1 Urgent Courses	503	1,377	36.5%	10.0%	9.1%	9.2%
% of FP17s Relating to Free Repair or Replacements	13	1,377	0.9%	0.9%	0.9%	0.7%
% of FP17s Relating to Continuations	3	1,377	0.2%	0.9%	1.0%	0.8%
% of Patients satisfied with the dentistry they have received	3	3	N/A	94.2%	94.4%	93.5%
% of Patients satisfied with the time they had to wait for an appointment	1	3	N/A	85.2%	88.1%	87.4%

* This is based on patients treated on this contract for their most recent course of treatment.

Figures in italics indicate the base number of FP17s or Patient Questionnaire responses are less than 100. N/A is shown where the base number of responses is less than 10 during the period. % is calculated as Quantity/Base number*100

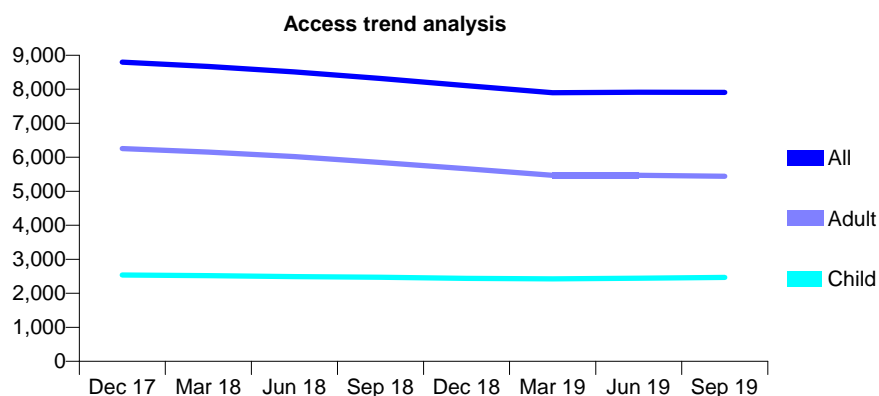
Q47 - Vital Signs At a Glance Contract Report for 101338/0017 - September 2019

Name or company name	Whitecross Dental Care Limited
Contract type name	GDS Contract
Purpose of contract	General
Contract start date	01/04/2006
Contract end date	

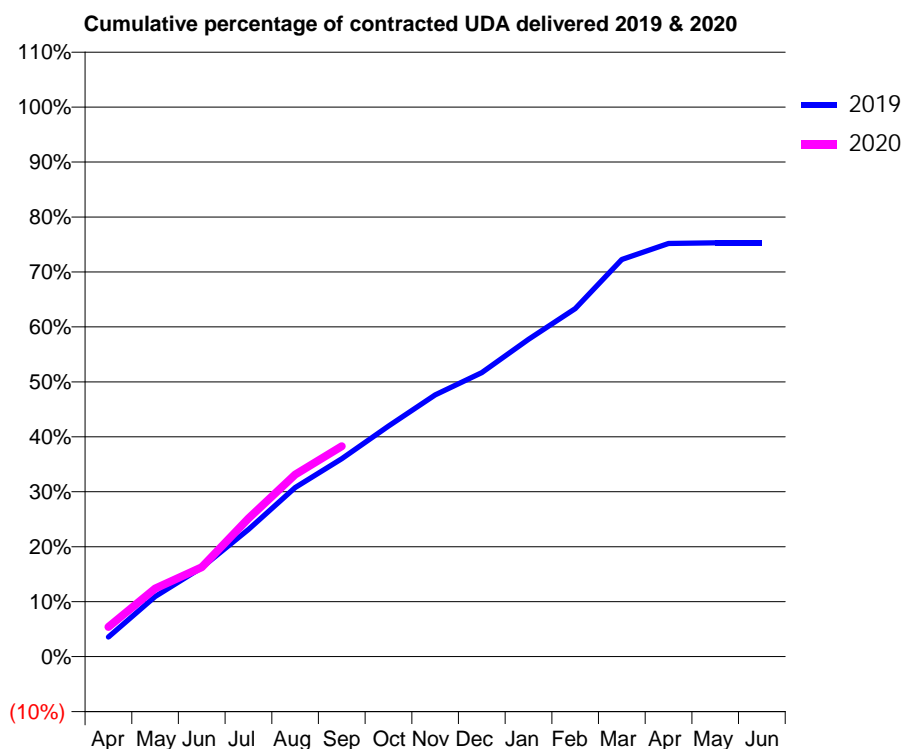
19/20 Contracted general activity (UDA)	30,208
Carry forward general activity (UDA)	0
19/20 Contracted orthodontic activity (UOA)	0
Carry forward orthodontic activity (UOA)	0
Baseline contract value	£964,127.28

ACCESS*

Patients seen in 24 months	Total	Change since previous quarter
Quarter ending September 2018	8,319	
Quarter ending December 2018	8,105	↓
Quarter ending March 2019	7,899	↓
Quarter ending June 2019	7,912	→
Quarter ending September 2019	7,909	→
Variance since September 2018	(4.9%)	↓



ACTIVITY



Month	Adjusted Scheduled Activity (UDA)	
	2019	2020
April	1,078	1,628
May	3,299	3,745
June	4,890	4,917
July	6,993	7,600
August	9,302	10,011
September	10,885	11,563
October	12,674	
November	14,385	
December	15,614	
January	17,441	
February	19,130	
March	21,827	
April	22,711	
May	22,740	
June	22,743	

QUALITY

	Quantity	Base Number	Contract	AT	Region	England
% of FP17s for the same patient ID Re-attending within 3 months - Children	94	1,836	5.1%	11.4%	12.1%	11.5%
% of FP17s for the same patient ID Re-attending within 3 months - Adults	362	3,634	10.0%	14.9%	15.6%	15.4%
% of FP17s for the same patient ID Re-attending between 3 & 9 months - Children	949	1,836	51.7%	60.1%	61.2%	59.7%
% of FP17s for the same patient ID Re-attending between 3 & 9 months - Adults	1,777	3,634	48.9%	52.8%	54.3%	51.7%
% of FP17s for Band 1 Urgent Courses	345	5,114	6.7%	10.0%	9.1%	9.2%
% of FP17s Relating to Free Repair or Replacements	20	5,114	0.4%	0.9%	0.9%	0.7%
% of FP17s Relating to Continuations	55	5,114	1.1%	0.9%	1.0%	0.8%
% of Patients satisfied with the dentistry they have received	0	0	N/A	94.2%	94.4%	93.5%
% of Patients satisfied with the time they had to wait for an appointment	0	0	N/A	85.2%	88.1%	87.4%

* This is based on patients treated on this contract for their most recent course of treatment. Figures in italics indicate the base number of FP17s or Patient Questionnaire responses are less than 100. N/A is shown where the base number of responses is less than 10 during the period. % is calculated as Quantity/Base number*100

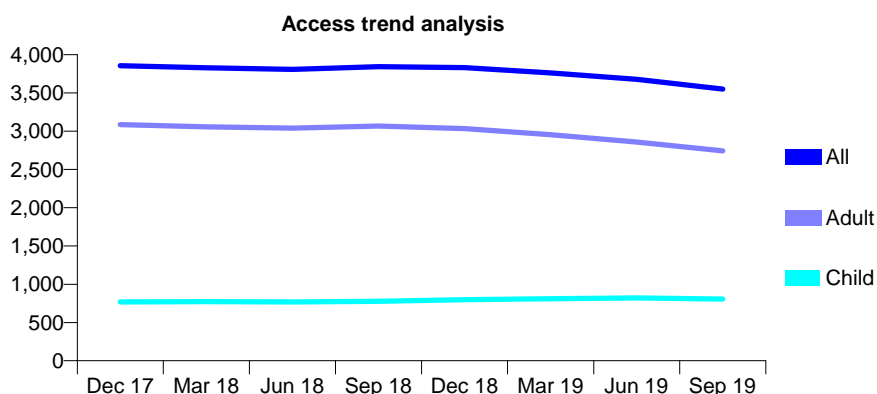
Q47 - Vital Signs At a Glance Contract Report for 101338/0023 - September 2019

Name or company name	Whitecross Dental Care Limited
Contract type name	GDS Contract
Purpose of contract	General
Contract start date	01/04/2006
Contract end date	

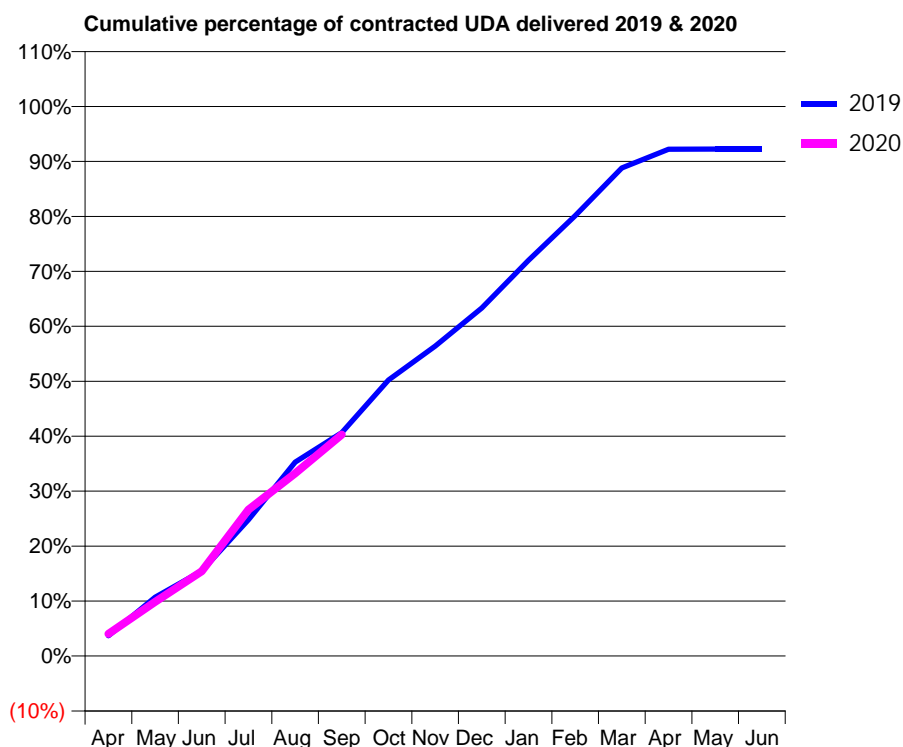
19/20 Contracted general activity (UDA)	11,500
Carry forward general activity (UDA)	0
19/20 Contracted orthodontic activity (UOA)	0
Carry forward orthodontic activity (UOA)	0
Baseline contract value	£287,240.75

ACCESS*

Patients seen in 24 months	Total	Change since previous quarter
Quarter ending September 2018	3,844	
Quarter ending December 2018	3,830	→
Quarter ending March 2019	3,762	↓
Quarter ending June 2019	3,679	↓
Quarter ending September 2019	3,549	↓
Variance since September 2018	(7.7%)	↓



ACTIVITY



Month	Adjusted Scheduled Activity (UDA)	
	2019	2020
April	422	465
May	1,233	1,135
June	1,778	1,774
July	2,852	3,062
August	4,055	3,821
September	4,673	4,635
October	5,776	
November	6,483	
December	7,282	
January	8,280	
February	9,212	
March	10,213	
April	10,604	
May	10,608	
June	10,608	

QUALITY

	Quantity	Base Number	Contract	AT	Region	England
% of FP17s for the same patient ID Re-attending within 3 months - Children	38	587	6.5%	11.4%	12.1%	11.5%
% of FP17s for the same patient ID Re-attending within 3 months - Adults	231	1,657	13.9%	14.9%	15.6%	15.4%
% of FP17s for the same patient ID Re-attending between 3 & 9 months - Children	332	587	56.6%	60.1%	61.2%	59.7%
% of FP17s for the same patient ID Re-attending between 3 & 9 months - Adults	833	1,657	50.3%	52.8%	54.3%	51.7%
% of FP17s for Band 1 Urgent Courses	150	2,081	7.2%	10.0%	9.1%	9.2%
% of FP17s Relating to Free Repair or Replacements	30	2,081	1.4%	0.9%	0.9%	0.7%
% of FP17s Relating to Continuations	51	2,081	2.5%	0.9%	1.0%	0.8%
% of Patients satisfied with the dentistry they have received	2	2	N/A	94.2%	94.4%	93.5%
% of Patients satisfied with the time they had to wait for an appointment	2	2	N/A	85.2%	88.1%	87.4%

* This is based on patients treated on this contract for their most recent course of treatment. Figures in italics indicate the base number of FP17s or Patient Questionnaire responses are less than 100. N/A is shown where the base number of responses is less than 10 during the period. % is calculated as Quantity/Base number*100

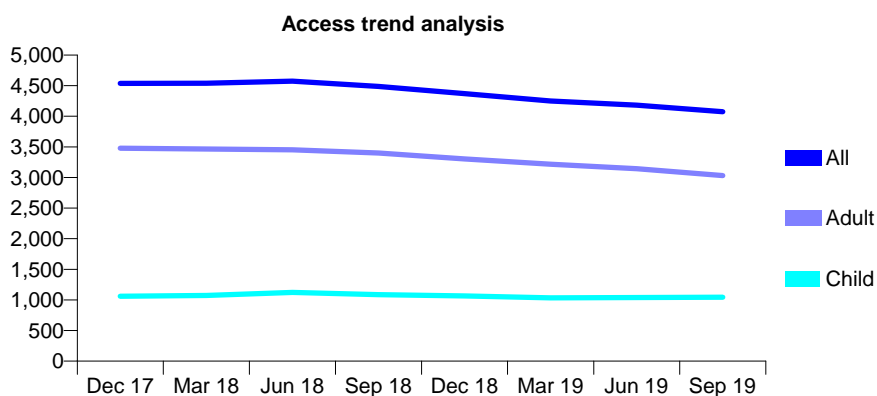
Q47 - Vital Signs At a Glance Contract Report for 101338/0044 - September 2019

Name or company name	Whitecross Dental Care Limited
Contract type name	GDS Contract
Purpose of contract	General
Contract start date	01/10/2006
Contract end date	

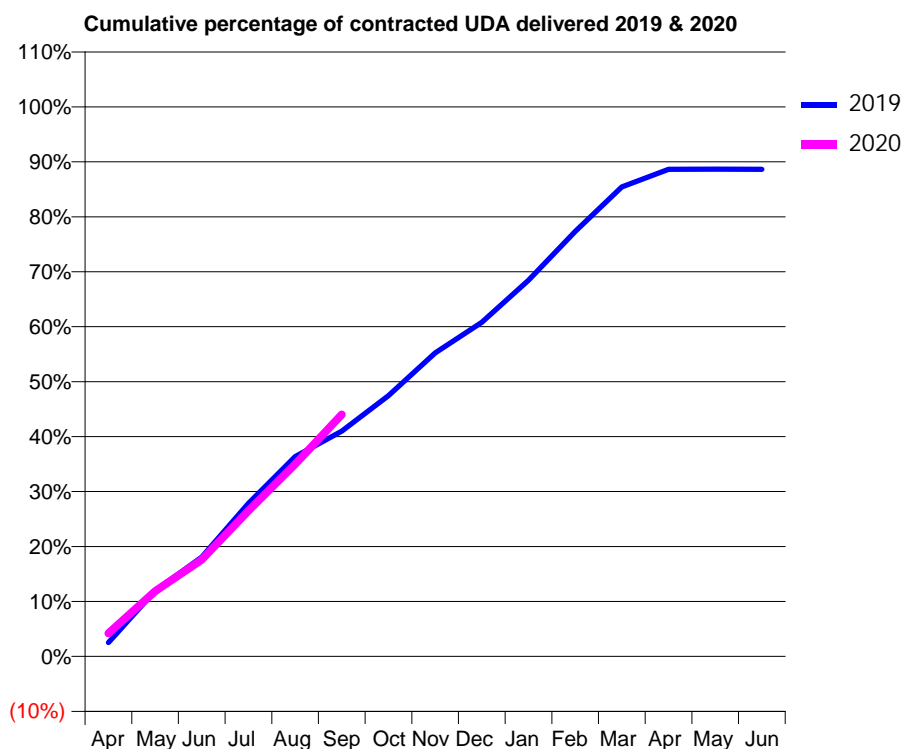
19/20 Contracted general activity (UDA)	12,726
Carry forward general activity (UDA)	0
19/20 Contracted orthodontic activity (UOA)	0
Carry forward orthodontic activity (UOA)	0
Baseline contract value	£364,661.91

ACCESS*

Patients seen in 24 months	Total	Change since previous quarter
Quarter ending September 2018	4,486	
Quarter ending December 2018	4,370	↓
Quarter ending March 2019	4,250	↓
Quarter ending June 2019	4,183	↓
Quarter ending September 2019	4,076	↓
Variance since September 2018	(9.1%)	↓



ACTIVITY



Month	2019	2020
April	319	536
May	1,520	1,510
June	2,298	2,240
July	3,543	3,374
August	4,626	4,453
September	5,216	5,600
October	6,038	
November	7,027	
December	7,739	
January	8,711	
February	9,841	
March	10,873	
April	11,279	
May	11,283	
June	11,280	

QUALITY

	Quantity	Base Number	Contract	AT	Region	England
% of FP17s for the same patient ID Re-attending within 3 months - Children	36	781	4.6%	11.4%	12.1%	11.5%
% of FP17s for the same patient ID Re-attending within 3 months - Adults	247	2,154	11.5%	14.9%	15.6%	15.4%
% of FP17s for the same patient ID Re-attending between 3 & 9 months - Children	342	781	43.8%	60.1%	61.2%	59.7%
% of FP17s for the same patient ID Re-attending between 3 & 9 months - Adults	1,212	2,154	56.3%	52.8%	54.3%	51.7%
% of FP17s for Band 1 Urgent Courses	207	2,749	7.5%	10.0%	9.1%	9.2%
% of FP17s Relating to Free Repair or Replacements	32	2,749	1.2%	0.9%	0.9%	0.7%
% of FP17s Relating to Continuations	33	2,749	1.2%	0.9%	1.0%	0.8%
% of Patients satisfied with the dentistry they have received	1	1	N/A	94.2%	94.4%	93.5%
% of Patients satisfied with the time they had to wait for an appointment	1	1	N/A	85.2%	88.1%	87.4%

* This is based on patients treated on this contract for their most recent course of treatment. Figures in italics indicate the base number of FP17s or Patient Questionnaire responses are less than 100. N/A is shown where the base number of responses is less than 10 during the period. % is calculated as Quantity/Base number*100

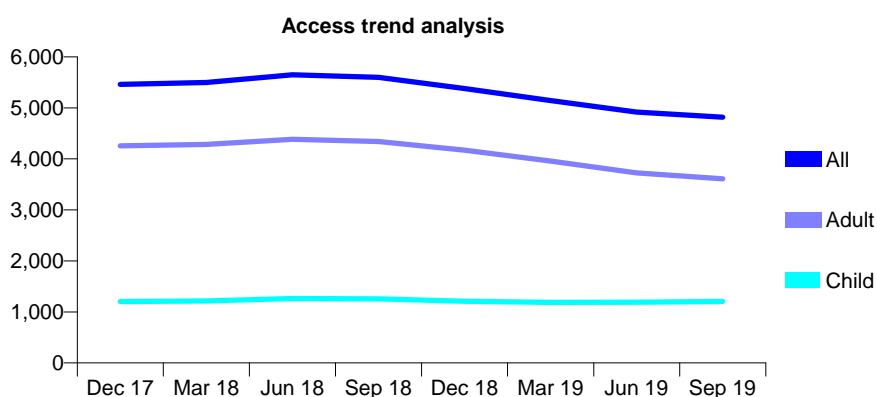
Q47 - Vital Signs At a Glance Contract Report for 101338/0123 - September 2019

Name or company name	Whitecross Dental Care Limited
Contract type name	GDS Contract
Purpose of contract	General
Contract start date	19/05/2010
Contract end date	

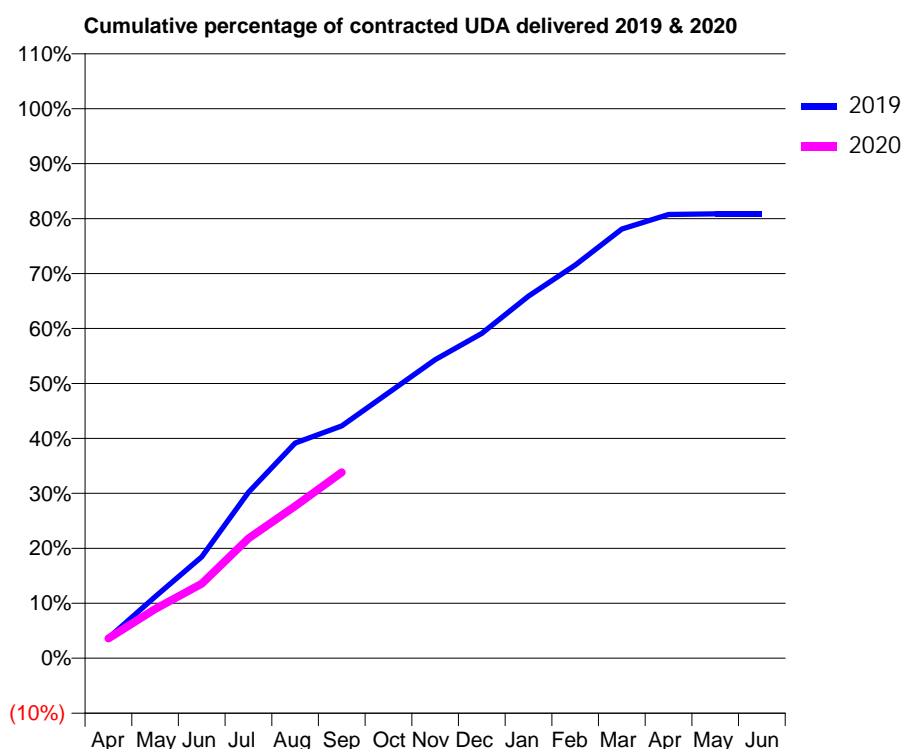
19/20 Contracted general activity (UDA)	17,100
Carry forward general activity (UDA)	0
19/20 Contracted orthodontic activity (UOA)	0
Carry forward orthodontic activity (UOA)	0
Baseline contract value	£529,787.65

ACCESS*

Patients seen in 24 months	Total	Change since previous quarter
Quarter ending September 2018	5,599	
Quarter ending December 2018	5,380	↓
Quarter ending March 2019	5,145	↓
Quarter ending June 2019	4,917	↓
Quarter ending September 2019	4,817	↓
Variance since September 2018	(14.0%)	↓



ACTIVITY



Month	2019	2020
April	634	615
May	1,917	1,534
June	3,155	2,318
July	5,166	3,729
August	6,696	4,734
September	7,228	5,781
October	8,261	
November	9,290	
December	10,108	
January	11,269	
February	12,236	
March	13,353	
April	13,807	
May	13,825	
June	13,829	

QUALITY

	Quantity	Base Number	Contract	AT	Region	England
% of FP17s for the same patient ID Re-attending within 3 months - Children	50	916	5.5%	11.4%	12.1%	11.5%
% of FP17s for the same patient ID Re-attending within 3 months - Adults	217	2,135	10.2%	14.9%	15.6%	15.4%
% of FP17s for the same patient ID Re-attending between 3 & 9 months - Children	469	916	51.2%	60.1%	61.2%	59.7%
% of FP17s for the same patient ID Re-attending between 3 & 9 months - Adults	1,080	2,135	50.6%	52.8%	54.3%	51.7%
% of FP17s for Band 1 Urgent Courses	92	2,854	3.2%	10.0%	9.1%	9.2%
% of FP17s Relating to Free Repair or Replacements	35	2,854	1.2%	0.9%	0.9%	0.7%
% of FP17s Relating to Continuations	63	2,854	2.2%	0.9%	1.0%	0.8%
% of Patients satisfied with the dentistry they have received	3	3	N/A	94.2%	94.4%	93.5%
% of Patients satisfied with the time they had to wait for an appointment	3	3	N/A	85.2%	88.1%	87.4%

* This is based on patients treated on this contract for their most recent course of treatment.

Figures in italics indicate the base number of FP17s or Patient Questionnaire responses are less than 100. N/A is shown where the base number of responses is less than 10 during the period. % is calculated as Quantity/Base number*100

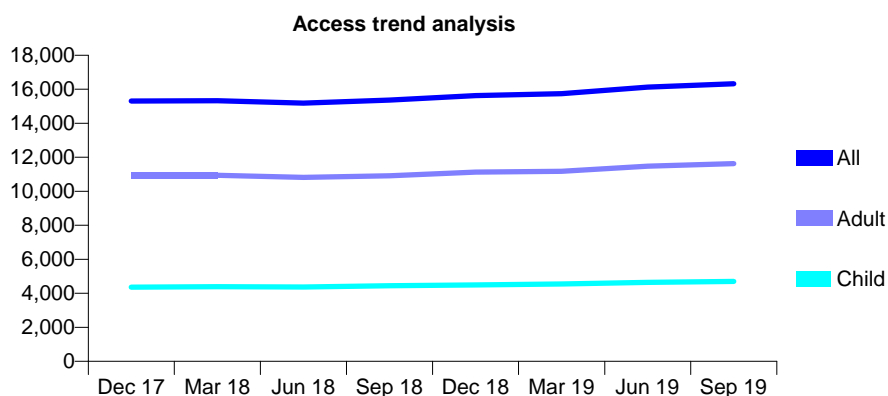
Q47 - Vital Signs At a Glance Contract Report for 101370/0021 - September 2019

Name or company name	Petrie Tucker & Partners Ltd
Contract type name	GDS Contract
Purpose of contract	General
Contract start date	01/04/2006
Contract end date	

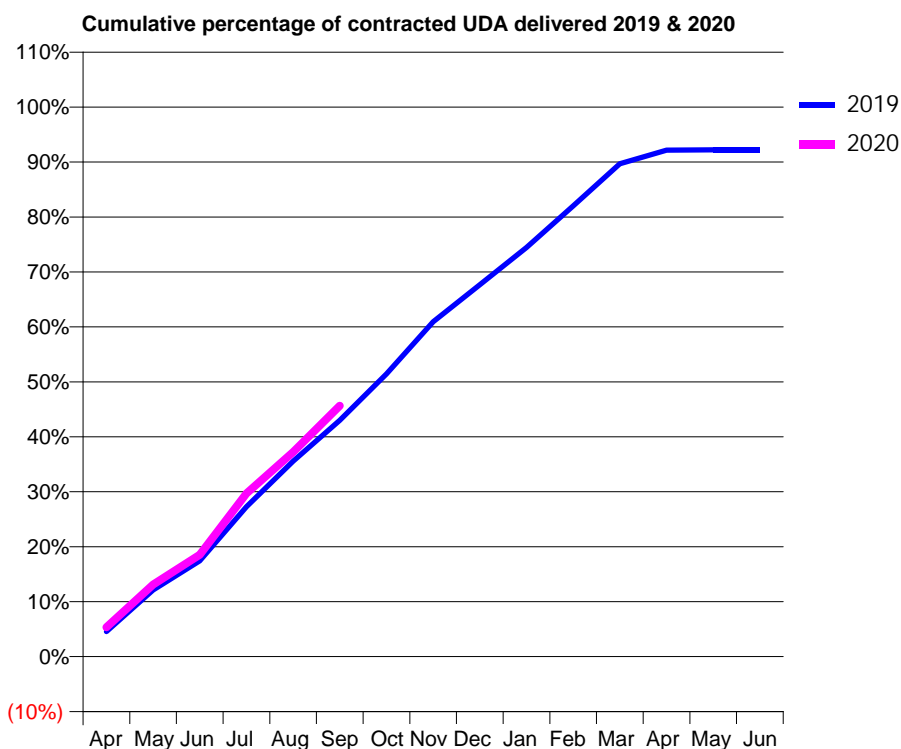
19/20 Contracted general activity (UDA)	47,600
Carry forward general activity (UDA)	0
19/20 Contracted orthodontic activity (UOA)	0
Carry forward orthodontic activity (UOA)	0
Baseline contract value	£1,306,354.57

ACCESS*

Patients seen in 24 months	Total	Change since previous quarter
Quarter ending September 2018	15,360	
Quarter ending December 2018	15,629	→
Quarter ending March 2019	15,739	→
Quarter ending June 2019	16,128	↑
Quarter ending September 2019	16,328	→
Variance since September 2018	6.3%	↑



ACTIVITY



Month	Adjusted Scheduled Activity (UDA)	
	2019	2020
April	2,168	2,545
May	5,764	6,248
June	8,294	8,823
July	12,985	14,135
August	16,938	17,730
September	20,474	21,729
October	24,484	
November	29,015	
December	32,213	
January	35,449	
February	39,040	
March	42,688	
April	43,868	
May	43,885	
June	43,886	

QUALITY

	Quantity	Base Number	Contract	AT	Region	England
% of FP17s for the same patient ID Re-attending within 3 months - Children	175	3,485	5.0%	11.4%	12.1%	11.5%
% of FP17s for the same patient ID Re-attending within 3 months - Adults	688	7,190	9.6%	14.9%	15.6%	15.4%
% of FP17s for the same patient ID Re-attending between 3 & 9 months - Children	1,931	3,485	55.4%	60.1%	61.2%	59.7%
% of FP17s for the same patient ID Re-attending between 3 & 9 months - Adults	3,239	7,190	45.0%	52.8%	54.3%	51.7%
% of FP17s for Band 1 Urgent Courses	714	10,192	7.0%	10.0%	9.1%	9.2%
% of FP17s Relating to Free Repair or Replacements	55	10,192	0.5%	0.9%	0.9%	0.7%
% of FP17s Relating to Continuations	99	10,192	1.0%	0.9%	1.0%	0.8%
% of Patients satisfied with the dentistry they have received	2	3	N/A	94.2%	94.4%	93.5%
% of Patients satisfied with the time they had to wait for an appointment	3	3	N/A	85.2%	88.1%	87.4%

* This is based on patients treated on this contract for their most recent course of treatment. Figures in italics indicate the base number of FP17s or Patient Questionnaire responses are less than 100. N/A is shown where the base number of responses is less than 10 during the period. % is calculated as Quantity/Base number*100

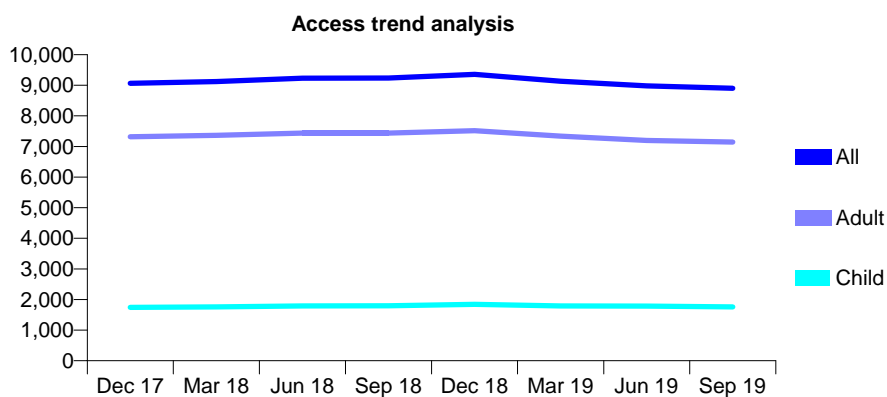
Q47 - Vital Signs At a Glance Contract Report for 101370/0043 - September 2019

Name or company name	Petrie Tucker & Partners Ltd
Contract type name	GDS Contract
Purpose of contract	General
Contract start date	01/04/2006
Contract end date	

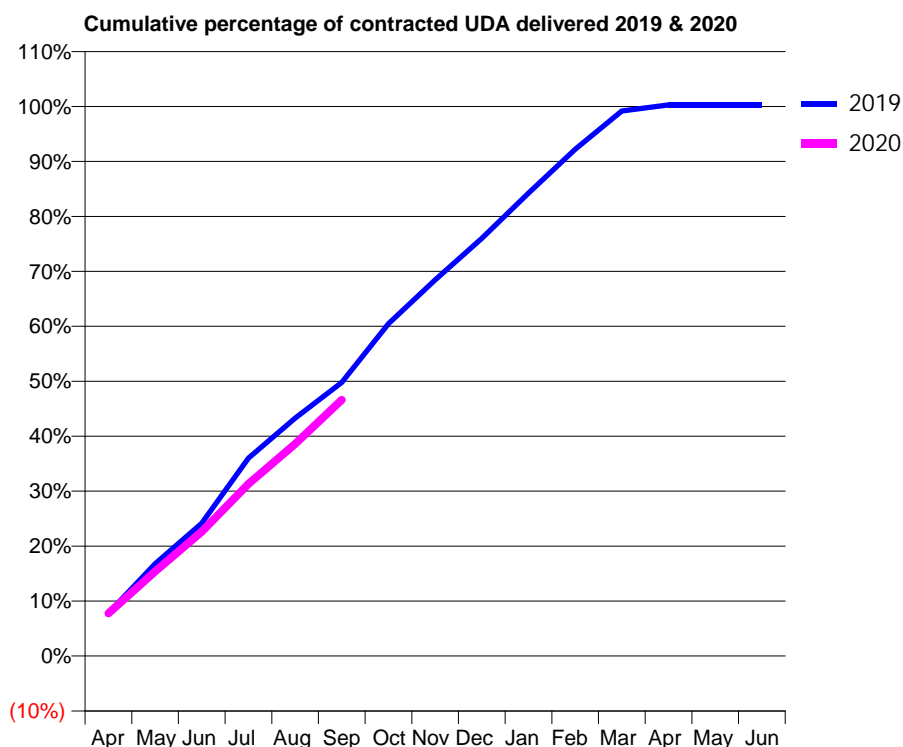
19/20 Contracted general activity (UDA)	27,015
Carry forward general activity (UDA)	0
19/20 Contracted orthodontic activity (UOA)	0
Carry forward orthodontic activity (UOA)	0
Baseline contract value	£789,550.99

ACCESS*

Patients seen in 24 months	Total	Change since previous quarter
Quarter ending September 2018	9,236	
Quarter ending December 2018	9,359	→
Quarter ending March 2019	9,131	↓
Quarter ending June 2019	8,981	↓
Quarter ending September 2019	8,902	→
Variance since September 2018	(3.6%)	↓



ACTIVITY



Month	Adjusted Scheduled Activity (UDA)	
	2019	2020
April	2,112	2,098
May	4,533	4,158
June	6,526	6,105
July	9,730	8,460
August	11,697	10,429
September	13,450	12,593
October	16,340	
November	18,492	
December	20,530	
January	22,759	
February	24,916	
March	26,789	
April	27,093	
May	27,091	
June	27,091	

QUALITY

	Quantity	Base Number	Contract	AT	Region	England
% of FP17s for the same patient ID Re-attending within 3 months - Children	59	1,240	4.8%	11.4%	12.1%	11.5%
% of FP17s for the same patient ID Re-attending within 3 months - Adults	610	5,038	12.1%	14.9%	15.6%	15.4%
% of FP17s for the same patient ID Re-attending between 3 & 9 months - Children	669	1,240	54.0%	60.1%	61.2%	59.7%
% of FP17s for the same patient ID Re-attending between 3 & 9 months - Adults	2,706	5,038	53.7%	52.8%	54.3%	51.7%
% of FP17s for Band 1 Urgent Courses	396	6,141	6.4%	10.0%	9.1%	9.2%
% of FP17s Relating to Free Repair or Replacements	43	6,141	0.7%	0.9%	0.9%	0.7%
% of FP17s Relating to Continuations	83	6,141	1.4%	0.9%	1.0%	0.8%
% of Patients satisfied with the dentistry they have received	6	6	N/A	94.2%	94.4%	93.5%
% of Patients satisfied with the time they had to wait for an appointment	6	6	N/A	85.2%	88.1%	87.4%

* This is based on patients treated on this contract for their most recent course of treatment. Figures in italics indicate the base number of FP17s or Patient Questionnaire responses are less than 100. N/A is shown where the base number of responses is less than 10 during the period. % is calculated as Quantity/Base number*100

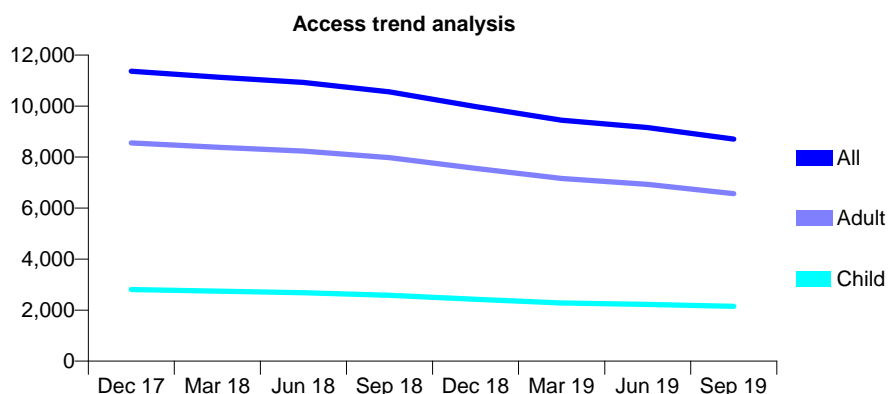
Q47 - Vital Signs At a Glance Contract Report for 101370/0084 - September 2019

Name or company name	Petrie Tucker & Partners Ltd
Contract type name	GDS Contract
Purpose of contract	General
Contract start date	01/04/2007
Contract end date	

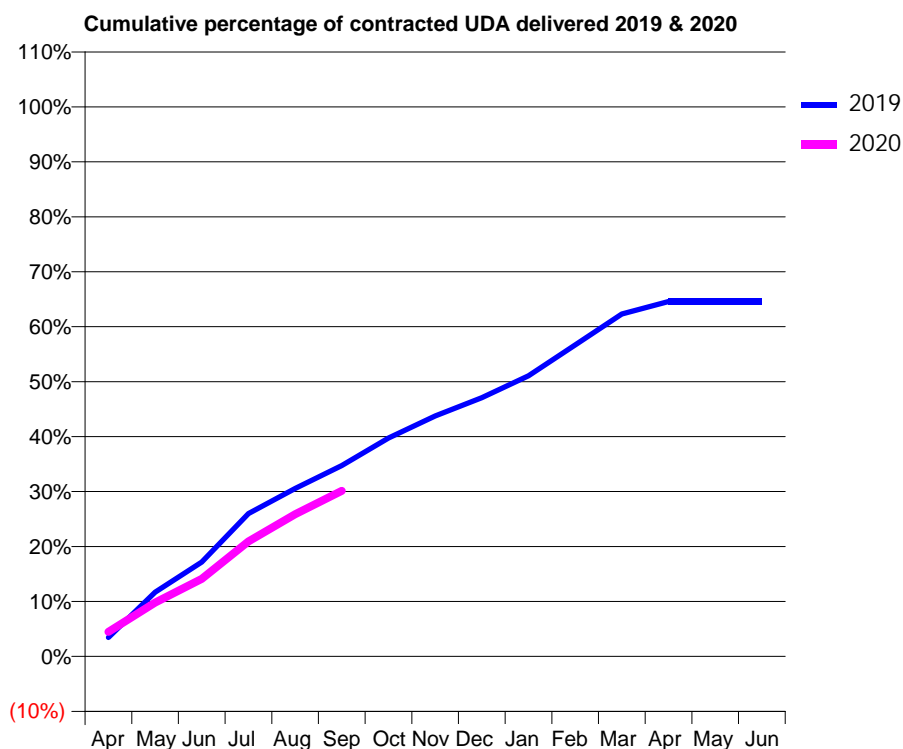
19/20 Contracted general activity (UDA)	33,780
Carry forward general activity (UDA)	0
19/20 Contracted orthodontic activity (UOA)	0
Carry forward orthodontic activity (UOA)	0
Baseline contract value	£1,057,297.57

ACCESS*

Patients seen in 24 months	Total	Change since previous quarter
Quarter ending September 2018	10,558	
Quarter ending December 2018	9,980	↓
Quarter ending March 2019	9,445	↓
Quarter ending June 2019	9,158	↓
Quarter ending September 2019	8,711	↓
Variance since September 2018	(17.5%)	↓



ACTIVITY



Month	Adjusted Scheduled Activity (UDA)	
	2019	2020
April	1,167	1,514
May	3,946	3,311
June	5,801	4,770
July	8,785	7,073
August	10,324	8,739
September	11,737	10,180
October	13,426	
November	14,781	
December	15,907	
January	17,253	
February	19,157	
March	21,048	
April	21,821	
May	21,821	
June	21,820	

QUALITY

	Quantity	Base Number	Contract	AT	Region	England
% of FP17s for the same patient ID Re-attending within 3 months - Children	98	1,303	7.5%	11.4%	12.1%	11.5%
% of FP17s for the same patient ID Re-attending within 3 months - Adults	444	3,595	12.4%	14.9%	15.6%	15.4%
% of FP17s for the same patient ID Re-attending between 3 & 9 months - Children	409	1,303	31.4%	60.1%	61.2%	59.7%
% of FP17s for the same patient ID Re-attending between 3 & 9 months - Adults	1,165	3,595	32.4%	52.8%	54.3%	51.7%
% of FP17s for Band 1 Urgent Courses	376	4,522	8.3%	10.0%	9.1%	9.2%
% of FP17s Relating to Free Repair or Replacements	45	4,522	1.0%	0.9%	0.9%	0.7%
% of FP17s Relating to Continuations	109	4,522	2.4%	0.9%	1.0%	0.8%
% of Patients satisfied with the dentistry they have received	0	0	N/A	94.2%	94.4%	93.5%
% of Patients satisfied with the time they had to wait for an appointment	0	0	N/A	85.2%	88.1%	87.4%

* This is based on patients treated on this contract for their most recent course of treatment. Figures in italics indicate the base number of FP17s or Patient Questionnaire responses are less than 100. N/A is shown where the base number of responses is less than 10 during the period. % is calculated as Quantity/Base number*100

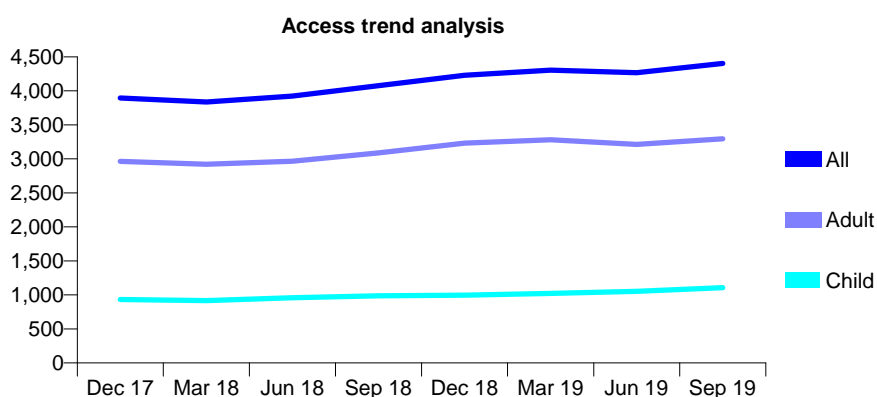
Q47 - Vital Signs At a Glance Contract Report for 101435/0096 - September 2019

Name or company name	IDH Limited
Contract type name	GDS Contract
Purpose of contract	General
Contract start date	25/04/2008
Contract end date	

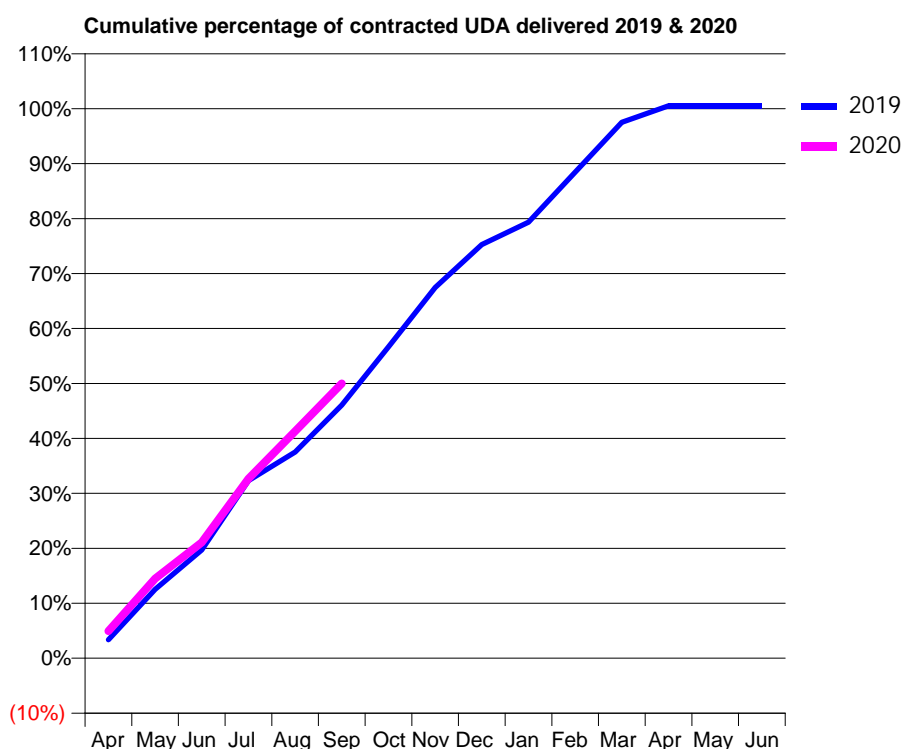
19/20 Contracted general activity (UDA)	14,432
Carry forward general activity (UDA)	0
19/20 Contracted orthodontic activity (UOA)	0
Carry forward orthodontic activity (UOA)	0
Baseline contract value	£364,800.34

ACCESS*

Patients seen in 24 months	Total	Change since previous quarter
Quarter ending September 2018	4,076	
Quarter ending December 2018	4,230	↑
Quarter ending March 2019	4,304	→
Quarter ending June 2019	4,267	→
Quarter ending September 2019	4,403	↑
Variance since September 2018	8.0%	↑



ACTIVITY



Month	2019	2020
April	484	711
May	1,810	2,094
June	2,841	3,043
July	4,662	4,717
August	5,416	5,964
September	6,647	7,214
October	8,175	
November	9,738	
December	10,864	
January	11,451	
February	12,768	
March	14,074	
April	14,505	
May	14,507	
June	14,507	

QUALITY

	Quantity	Base Number	Contract	AT	Region	England
% of FP17s for the same patient ID Re-attending within 3 months - Children	57	779	7.3%	11.4%	12.1%	11.5%
% of FP17s for the same patient ID Re-attending within 3 months - Adults	294	2,184	13.5%	14.9%	15.6%	15.4%
% of FP17s for the same patient ID Re-attending between 3 & 9 months - Children	326	779	41.8%	60.1%	61.2%	59.7%
% of FP17s for the same patient ID Re-attending between 3 & 9 months - Adults	879	2,184	40.2%	52.8%	54.3%	51.7%
% of FP17s for Band 1 Urgent Courses	156	2,779	5.6%	10.0%	9.1%	9.2%
% of FP17s Relating to Free Repair or Replacements	25	2,779	0.9%	0.9%	0.9%	0.7%
% of FP17s Relating to Continuations	57	2,779	2.1%	0.9%	1.0%	0.8%
% of Patients satisfied with the dentistry they have received	1	1	N/A	94.2%	94.4%	93.5%
% of Patients satisfied with the time they had to wait for an appointment	1	1	N/A	85.2%	88.1%	87.4%

* This is based on patients treated on this contract for their most recent course of treatment.

Figures in italics indicate the base number of FP17s or Patient Questionnaire responses are less than 100. N/A is shown where the base number of responses is less than 10 during the period. % is calculated as Quantity/Base number*100

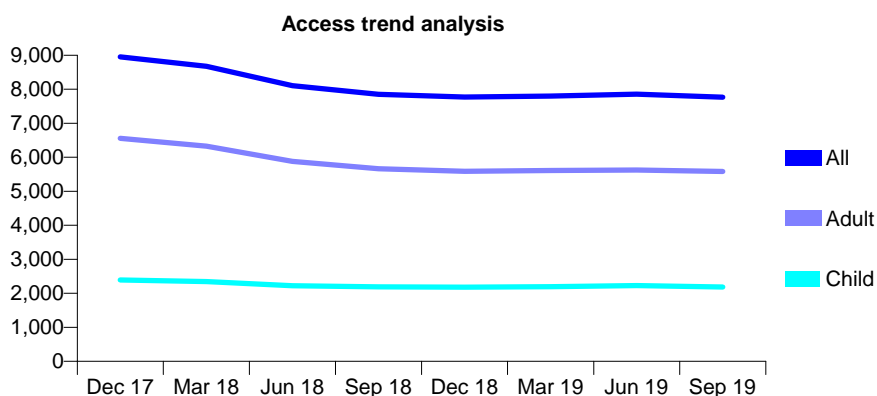
Q47 - Vital Signs At a Glance Contract Report for 101435/0097 - September 2019

Name or company name	Towngate Leyland Dental Practice Partners
Contract type name	GDS Contract
Purpose of contract	General
Contract start date	07/05/2008
Contract end date	

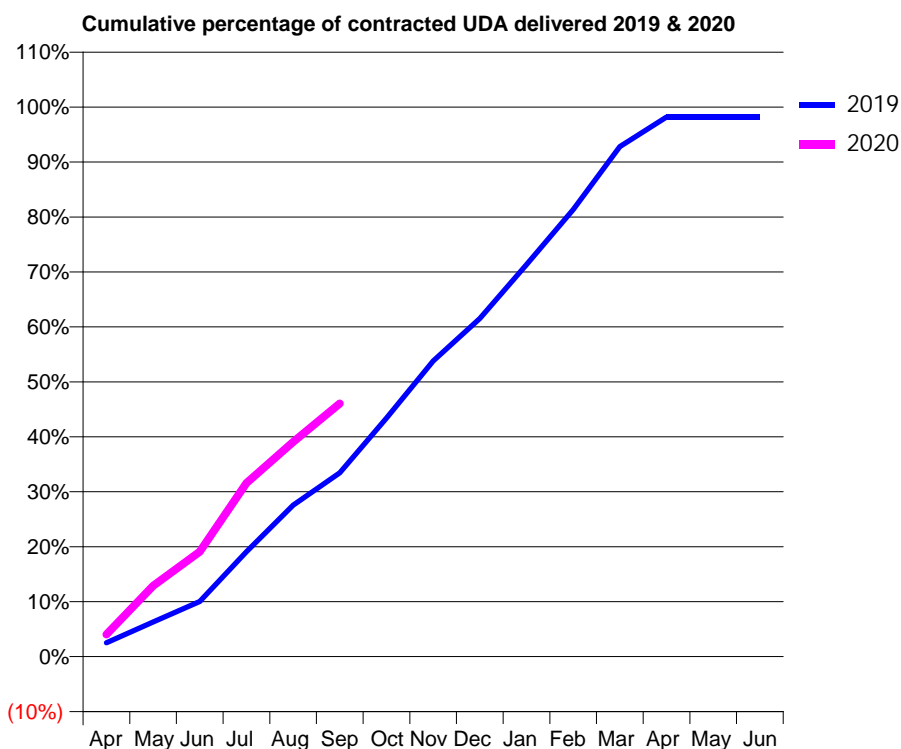
19/20 Contracted general activity (UDA)	25,500
Carry forward general activity (UDA)	0
19/20 Contracted orthodontic activity (UOA)	0
Carry forward orthodontic activity (UOA)	0
Baseline contract value	£583,313.28

ACCESS*

Patients seen in 24 months	Total	Change since previous quarter
Quarter ending September 2018	7,854	
Quarter ending December 2018	7,769	↓
Quarter ending March 2019	7,801	→
Quarter ending June 2019	7,855	→
Quarter ending September 2019	7,768	↓
Variance since September 2018	(1.1%)	↓



ACTIVITY



Month	Adjusted Scheduled Activity (UDA)	
	2019	2020
April	643	1,030
May	1,603	3,288
June	2,559	4,865
July	4,869	8,053
August	7,027	9,963
September	8,532	11,750
October	11,066	
November	13,720	
December	15,692	
January	18,190	
February	20,746	
March	23,669	
April	25,040	
May	25,039	
June	25,039	

QUALITY

	Quantity	Base Number	Contract	AT	Region	England
% of FP17s for the same patient ID Re-attending within 3 months - Children	145	1,705	8.5%	11.4%	12.1%	11.5%
% of FP17s for the same patient ID Re-attending within 3 months - Adults	559	3,926	14.2%	14.9%	15.6%	15.4%
% of FP17s for the same patient ID Re-attending between 3 & 9 months - Children	1,056	1,705	61.9%	60.1%	61.2%	59.7%
% of FP17s for the same patient ID Re-attending between 3 & 9 months - Adults	2,074	3,926	52.8%	52.8%	54.3%	51.7%
% of FP17s for Band 1 Urgent Courses	415	5,184	8.0%	10.0%	9.1%	9.2%
% of FP17s Relating to Free Repair or Replacements	42	5,184	0.8%	0.9%	0.9%	0.7%
% of FP17s Relating to Continuations	121	5,184	2.3%	0.9%	1.0%	0.8%
% of Patients satisfied with the dentistry they have received	8	8	N/A	94.2%	94.4%	93.5%
% of Patients satisfied with the time they had to wait for an appointment	8	8	N/A	85.2%	88.1%	87.4%

* This is based on patients treated on this contract for their most recent course of treatment. Figures in italics indicate the base number of FP17s or Patient Questionnaire responses are less than 100. N/A is shown where the base number of responses is less than 10 during the period. % is calculated as Quantity/Base number*100

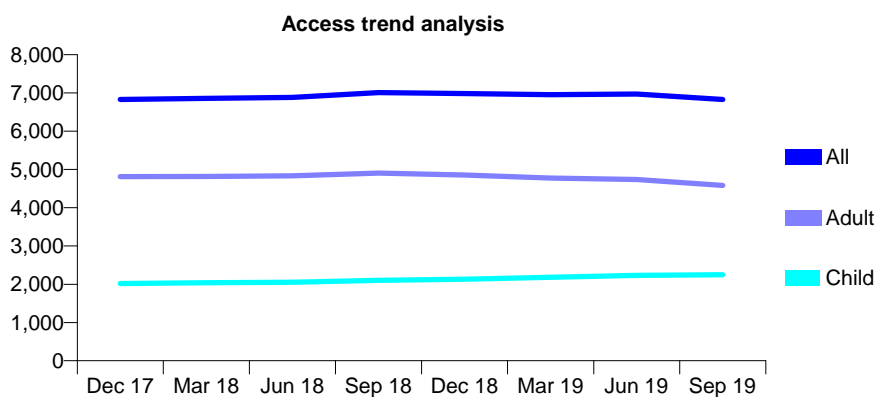
Q47 - Vital Signs At a Glance Contract Report for 101435/0144 - September 2019

Name or company name	IDH Limited
Contract type name	GDS Contract
Purpose of contract	General
Contract start date	01/12/2012
Contract end date	

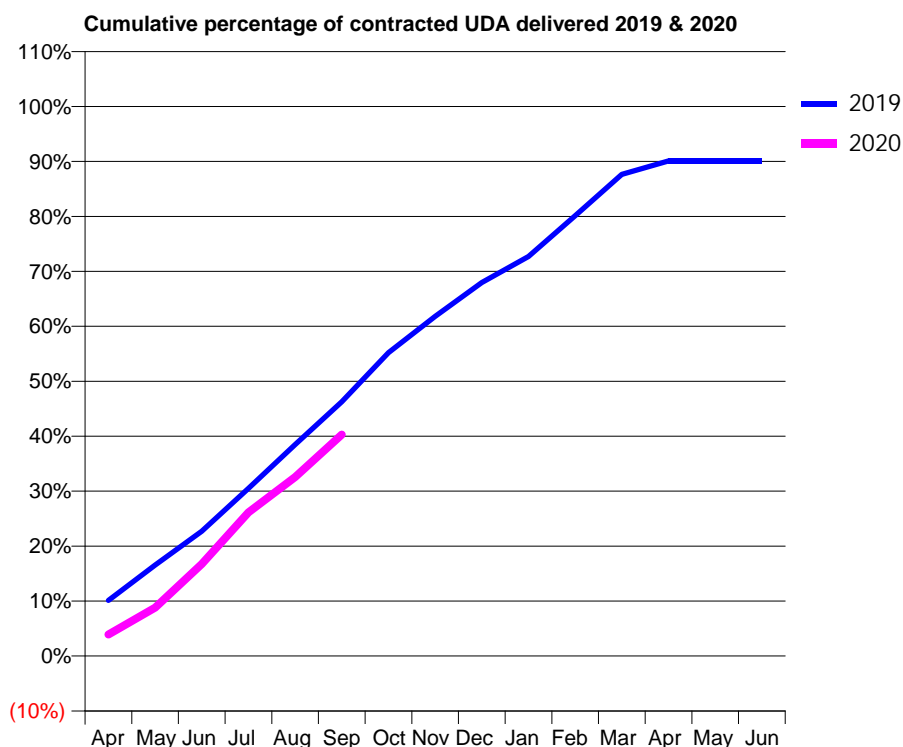
19/20 Contracted general activity (UDA)	17,890
Carry forward general activity (UDA)	0
19/20 Contracted orthodontic activity (UOA)	0
Carry forward orthodontic activity (UOA)	0
Baseline contract value	£532,454.89

ACCESS*

Patients seen in 24 months	Total	Change since previous quarter
Quarter ending September 2018	7,007	
Quarter ending December 2018	6,983	→
Quarter ending March 2019	6,954	→
Quarter ending June 2019	6,970	→
Quarter ending September 2019	6,828	↓
Variance since September 2018	(2.6%)	↓



ACTIVITY



Month	Adjusted Scheduled Activity (UDA)	
	2019	2020
April	1,811	702
May	2,964	1,579
June	4,059	2,992
July	5,459	4,677
August	6,887	5,828
September	8,279	7,209
October	9,875	
November	11,058	
December	12,159	
January	13,008	
February	14,337	
March	15,681	
April	16,118	
May	16,118	
June	16,118	

QUALITY

	Quantity	Base Number	Contract	AT	Region	England
% of FP17s for the same patient ID Re-attending within 3 months - Children	73	1,630	4.5%	11.4%	12.1%	11.5%
% of FP17s for the same patient ID Re-attending within 3 months - Adults	211	2,578	8.2%	14.9%	15.6%	15.4%
% of FP17s for the same patient ID Re-attending between 3 & 9 months - Children	803	1,630	49.3%	60.1%	61.2%	59.7%
% of FP17s for the same patient ID Re-attending between 3 & 9 months - Adults	1,017	2,578	39.4%	52.8%	54.3%	51.7%
% of FP17s for Band 1 Urgent Courses	199	3,971	5.0%	10.0%	9.1%	9.2%
% of FP17s Relating to Free Repair or Replacements	15	3,971	0.4%	0.9%	0.9%	0.7%
% of FP17s Relating to Continuations	29	3,971	0.7%	0.9%	1.0%	0.8%
% of Patients satisfied with the dentistry they have received	4	4	N/A	94.2%	94.4%	93.5%
% of Patients satisfied with the time they had to wait for an appointment	4	4	N/A	85.2%	88.1%	87.4%

* This is based on patients treated on this contract for their most recent course of treatment. Figures in italics indicate the base number of FP17s or Patient Questionnaire responses are less than 100. N/A is shown where the base number of responses is less than 10 during the period. % is calculated as Quantity/Base number*100

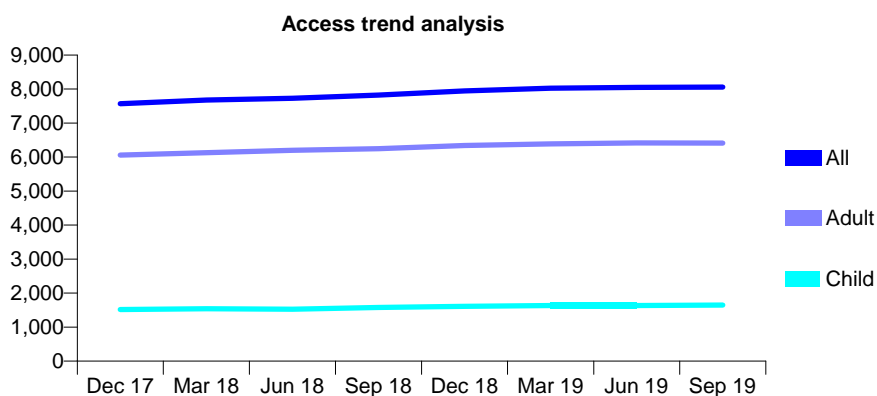
Q47 - Vital Signs At a Glance Contract Report for 102350/0001 - September 2019

Name or company name	Thandi, Chana and Dehal
Contract type name	GDS Contract
Purpose of contract	General
Contract start date	01/04/2006
Contract end date	

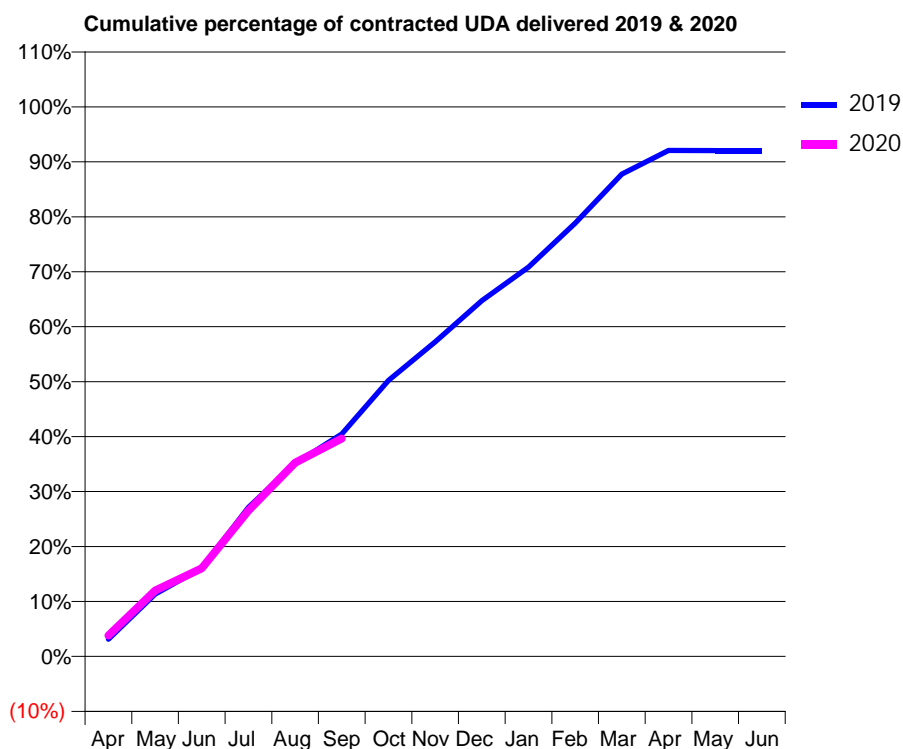
19/20 Contracted general activity (UDA)	24,000
Carry forward general activity (UDA)	0
19/20 Contracted orthodontic activity (UOA)	0
Carry forward orthodontic activity (UOA)	0
Baseline contract value	£596,083.84

ACCESS*

Patients seen in 24 months	Total	Change since previous quarter
Quarter ending September 2018	7,824	
Quarter ending December 2018	7,948	→
Quarter ending March 2019	8,025	→
Quarter ending June 2019	8,049	→
Quarter ending September 2019	8,058	→
Variance since September 2018	3.0%	↑



ACTIVITY



Month	2019	2020
April	753	911
May	2,723	2,880
June	3,859	3,849
July	6,509	6,370
August	8,427	8,460
September	9,713	9,519
October	12,053	
November	13,734	
December	15,538	
January	17,002	
February	18,927	
March	21,063	
April	22,095	
May	22,089	
June	22,086	

QUALITY

	Quantity	Base Number	Contract	AT	Region	England
% of FP17s for the same patient ID Re-attending within 3 months - Children	102	1,213	8.4%	11.4%	12.1%	11.5%
% of FP17s for the same patient ID Re-attending within 3 months - Adults	605	4,603	13.1%	14.9%	15.6%	15.4%
% of FP17s for the same patient ID Re-attending between 3 & 9 months - Children	780	1,213	64.3%	60.1%	61.2%	59.7%
% of FP17s for the same patient ID Re-attending between 3 & 9 months - Adults	2,586	4,603	56.2%	52.8%	54.3%	51.7%
% of FP17s for Band 1 Urgent Courses	422	5,319	7.9%	10.0%	9.1%	9.2%
% of FP17s Relating to Free Repair or Replacements	99	5,319	1.9%	0.9%	0.9%	0.7%
% of FP17s Relating to Continuations	25	5,319	0.5%	0.9%	1.0%	0.8%
% of Patients satisfied with the dentistry they have received	9	9	N/A	94.2%	94.4%	93.5%
% of Patients satisfied with the time they had to wait for an appointment	8	9	N/A	85.2%	88.1%	87.4%

* This is based on patients treated on this contract for their most recent course of treatment. Figures in italics indicate the base number of FP17s or Patient Questionnaire responses are less than 100. N/A is shown where the base number of responses is less than 10 during the period. % is calculated as Quantity/Base number*100

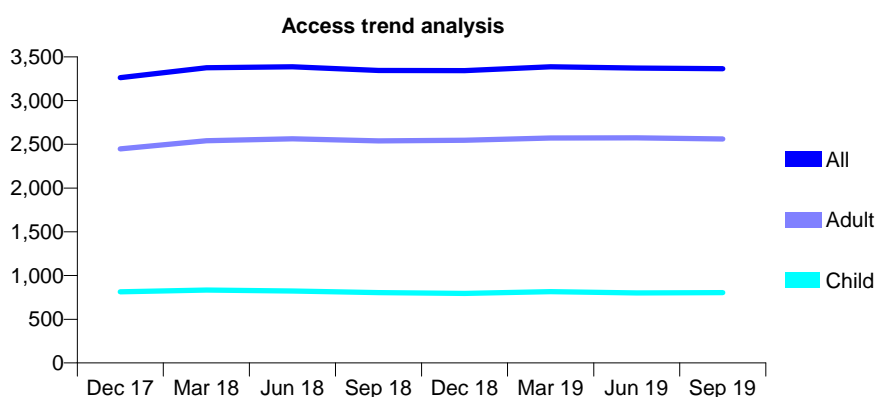
Q47 - Vital Signs At a Glance Contract Report for 103578/0001 - September 2019

Name or company name	Lostock Hall Dental Care Ltd
Contract type name	GDS Contract
Purpose of contract	General
Contract start date	01/11/2009
Contract end date	

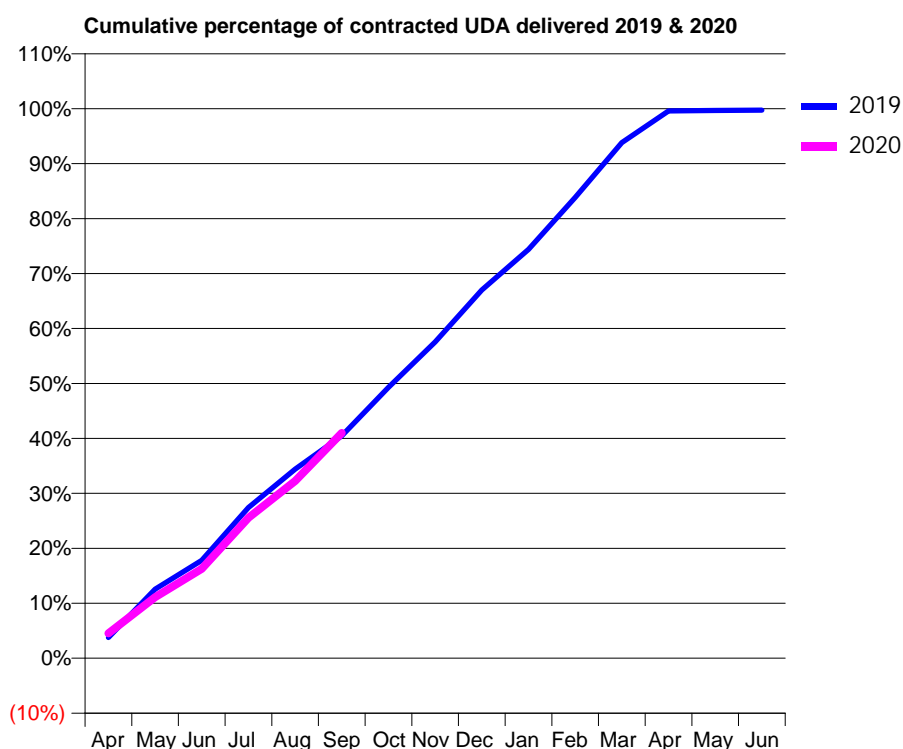
19/20 Contracted general activity (UDA)	9,683
Carry forward general activity (UDA)	0
19/20 Contracted orthodontic activity (UOA)	0
Carry forward orthodontic activity (UOA)	0
Baseline contract value	£269,092.39

ACCESS*

Patients seen in 24 months	Total	Change since previous quarter
Quarter ending September 2018	3,345	
Quarter ending December 2018	3,342	→
Quarter ending March 2019	3,387	→
Quarter ending June 2019	3,373	→
Quarter ending September 2019	3,365	→
Variance since September 2018	0.6%	→



ACTIVITY



Month	2019	2020
April	366	438
May	1,219	1,077
June	1,723	1,577
July	2,655	2,476
August	3,330	3,124
September	3,919	3,969
October	4,773	
November	5,575	
December	6,488	
January	7,203	
February	8,120	
March	9,084	
April	9,643	
May	9,653	
June	9,656	

QUALITY

	Quantity	Base Number	Contract	AT	Region	England
% of FP17s for the same patient ID Re-attending within 3 months - Children	52	653	8.0%	11.4%	12.1%	11.5%
% of FP17s for the same patient ID Re-attending within 3 months - Adults	300	1,963	15.3%	14.9%	15.6%	15.4%
% of FP17s for the same patient ID Re-attending between 3 & 9 months - Children	441	653	67.5%	60.1%	61.2%	59.7%
% of FP17s for the same patient ID Re-attending between 3 & 9 months - Adults	1,322	1,963	67.3%	52.8%	54.3%	51.7%
% of FP17s for Band 1 Urgent Courses	170	2,345	7.2%	10.0%	9.1%	9.2%
% of FP17s Relating to Free Repair or Replacements	37	2,345	1.6%	0.9%	0.9%	0.7%
% of FP17s Relating to Continuations	12	2,345	0.5%	0.9%	1.0%	0.8%
% of Patients satisfied with the dentistry they have received	2	2	N/A	94.2%	94.4%	93.5%
% of Patients satisfied with the time they had to wait for an appointment	2	2	N/A	85.2%	88.1%	87.4%

* This is based on patients treated on this contract for their most recent course of treatment.

Figures in italics indicate the base number of FP17s or Patient Questionnaire responses are less than 100. N/A is shown where the base number of responses is less than 10 during the period. % is calculated as Quantity/Base number*100

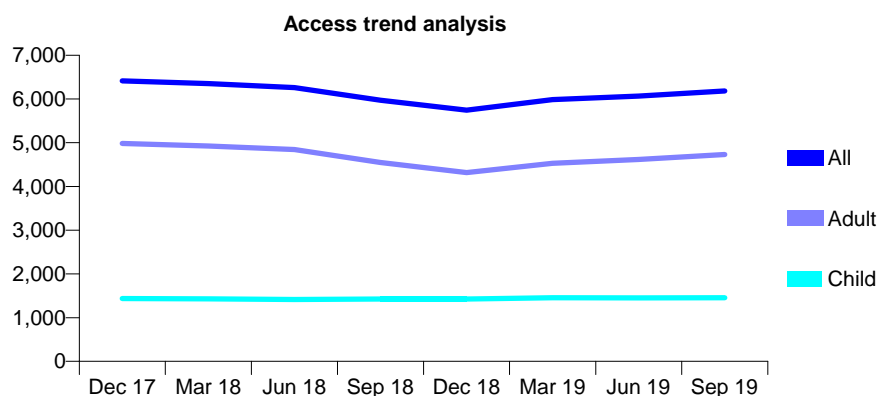
Q47 - Vital Signs At a Glance Contract Report for 105198/0001 - September 2019

Name or company name	Stacksteads Dental Practice
Contract type name	GDS Contract
Purpose of contract	General
Contract start date	01/04/2009
Contract end date	

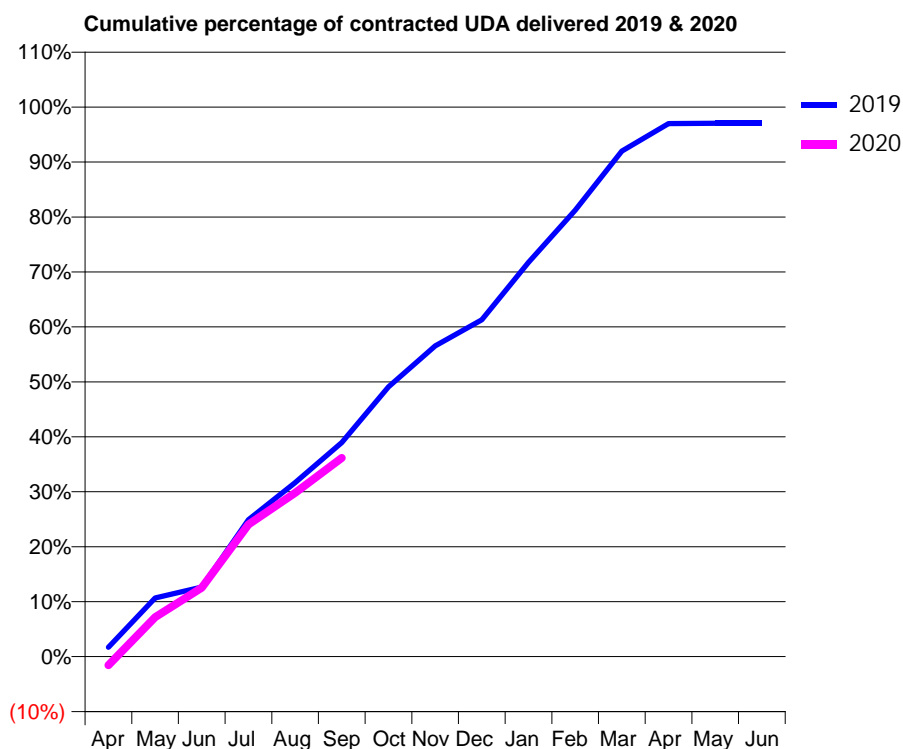
19/20 Contracted general activity (UDA)	18,100
Carry forward general activity (UDA)	531
19/20 Contracted orthodontic activity (UOA)	0
Carry forward orthodontic activity (UOA)	0
Baseline contract value	£566,375.12

ACCESS*

Patients seen in 24 months	Total	Change since previous quarter
Quarter ending September 2018	5,971	
Quarter ending December 2018	5,744	↓
Quarter ending March 2019	5,985	↑
Quarter ending June 2019	6,066	→
Quarter ending September 2019	6,184	→
Variance since September 2018	3.6%	↑



ACTIVITY



Month	Adjusted Scheduled Activity (UDA)	
	2019	2020
April	310	-283
May	1,937	1,297
June	2,291	2,267
July	4,507	4,350
August	5,732	5,394
September	7,053	6,548
October	8,883	
November	10,236	
December	11,094	
January	12,986	
February	14,703	
March	16,649	
April	17,554	
May	17,569	
June	17,569	

QUALITY

	Quantity	Base Number	Contract	AT	Region	England
% of FP17s for the same patient ID Re-attending within 3 months - Children	109	1,149	9.5%	11.4%	12.1%	11.5%
% of FP17s for the same patient ID Re-attending within 3 months - Adults	461	3,509	13.1%	14.9%	15.6%	15.4%
% of FP17s for the same patient ID Re-attending between 3 & 9 months - Children	781	1,149	68.0%	60.1%	61.2%	59.7%
% of FP17s for the same patient ID Re-attending between 3 & 9 months - Adults	2,155	3,509	61.4%	52.8%	54.3%	51.7%
% of FP17s for Band 1 Urgent Courses	314	4,134	7.6%	10.0%	9.1%	9.2%
% of FP17s Relating to Free Repair or Replacements	20	4,134	0.5%	0.9%	0.9%	0.7%
% of FP17s Relating to Continuations	25	4,134	0.6%	0.9%	1.0%	0.8%
% of Patients satisfied with the dentistry they have received	4	4	N/A	94.2%	94.4%	93.5%
% of Patients satisfied with the time they had to wait for an appointment	4	4	N/A	85.2%	88.1%	87.4%

* This is based on patients treated on this contract for their most recent course of treatment. Figures in italics indicate the base number of FP17s or Patient Questionnaire responses are less than 100. N/A is shown where the base number of responses is less than 10 during the period. % is calculated as Quantity/Base number*100

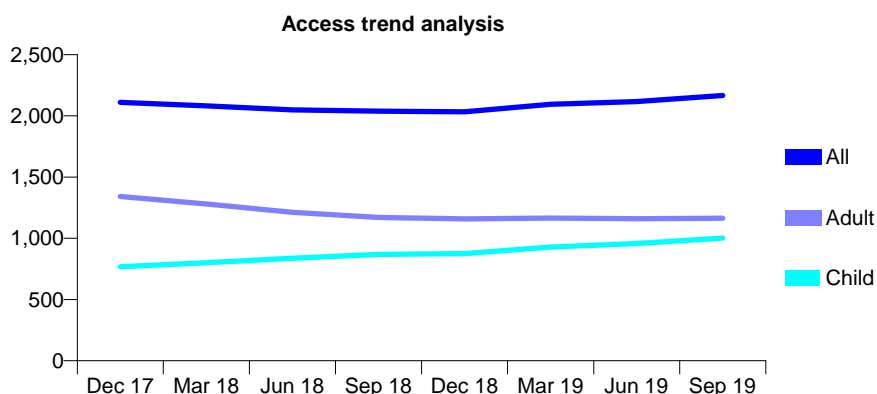
Q47 - Vital Signs At a Glance Contract Report for 105406/0001 - September 2019

Name or company name	Clayton Brook Dental Surgery
Contract type name	GDS Contract
Purpose of contract	General
Contract start date	01/06/2010
Contract end date	

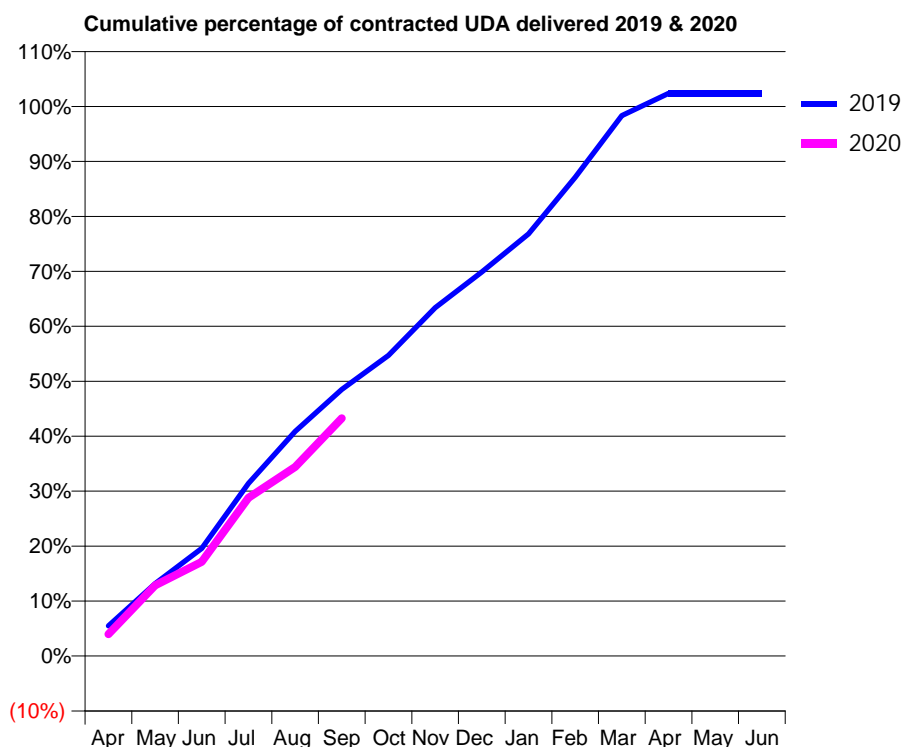
19/20 Contracted general activity (UDA)	7,000
Carry forward general activity (UDA)	0
19/20 Contracted orthodontic activity (UOA)	0
Carry forward orthodontic activity (UOA)	0
Baseline contract value	£143,836.84

ACCESS*

Patients seen in 24 months	Total	Change since previous quarter
Quarter ending September 2018	2,039	
Quarter ending December 2018	2,033	→
Quarter ending March 2019	2,094	↑
Quarter ending June 2019	2,117	→
Quarter ending September 2019	2,166	↑
Variance since September 2018	6.2%	↑



ACTIVITY



Month	Adjusted Scheduled Activity (UDA)	
	2019	2020
April	384	278
May	923	899
June	1,371	1,200
July	2,200	2,015
August	2,862	2,409
September	3,394	3,028
October	3,830	
November	4,435	
December	4,891	
January	5,378	
February	6,099	
March	6,884	
April	7,166	
May	7,166	
June	7,166	

QUALITY

	Quantity	Base Number	Contract	AT	Region	England
% of FP17s for the same patient ID Re-attending within 3 months - Children	132	902	14.6%	11.4%	12.1%	11.5%
% of FP17s for the same patient ID Re-attending within 3 months - Adults	190	807	23.5%	14.9%	15.6%	15.4%
% of FP17s for the same patient ID Re-attending between 3 & 9 months - Children	562	902	62.3%	60.1%	61.2%	59.7%
% of FP17s for the same patient ID Re-attending between 3 & 9 months - Adults	448	807	55.5%	52.8%	54.3%	51.7%
% of FP17s for Band 1 Urgent Courses	76	1,574	4.8%	10.0%	9.1%	9.2%
% of FP17s Relating to Free Repair or Replacements	27	1,574	1.7%	0.9%	0.9%	0.7%
% of FP17s Relating to Continuations	79	1,574	5.0%	0.9%	1.0%	0.8%
% of Patients satisfied with the dentistry they have received	0	0	N/A	94.2%	94.4%	93.5%
% of Patients satisfied with the time they had to wait for an appointment	0	0	N/A	85.2%	88.1%	87.4%

* This is based on patients treated on this contract for their most recent course of treatment. Figures in italics indicate the base number of FP17s or Patient Questionnaire responses are less than 100. N/A is shown where the base number of responses is less than 10 during the period. % is calculated as Quantity/Base number*100

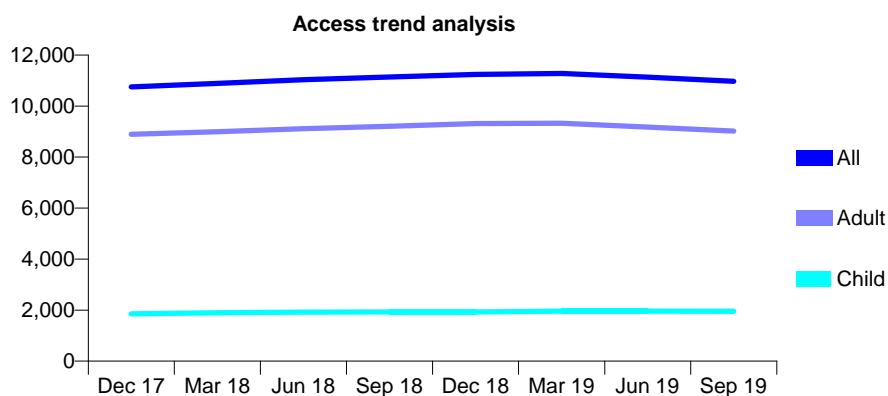
Q47 - Vital Signs At a Glance Contract Report for 106984/0002 - September 2019

Name or company name	Ravat & Ray Dental Care
Contract type name	GDS Contract
Purpose of contract	General
Contract start date	01/09/2009
Contract end date	

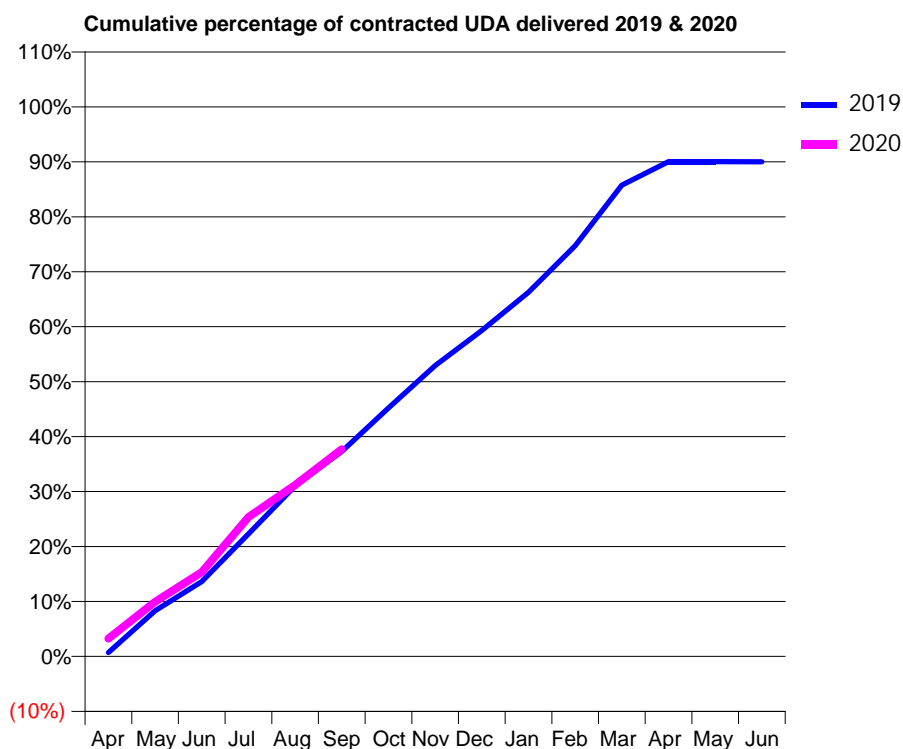
19/20 Contracted general activity (UDA)	31,670
Carry forward general activity (UDA)	0
19/20 Contracted orthodontic activity (UOA)	0
Carry forward orthodontic activity (UOA)	0
Baseline contract value	£1,172,515.85

ACCESS*

Patients seen in 24 months	Total	Change since previous quarter
Quarter ending September 2018	11,138	
Quarter ending December 2018	11,241	→
Quarter ending March 2019	11,281	→
Quarter ending June 2019	11,137	↓
Quarter ending September 2019	10,972	↓
Variance since September 2018	(1.5%)	↓



ACTIVITY



Month	2019	2020
April	223	1,030
May	2,632	3,158
June	4,316	4,852
July	7,062	8,029
August	9,828	9,891
September	11,810	11,938
October	14,321	
November	16,766	
December	18,785	
January	20,984	
February	23,677	
March	27,158	
April	28,513	
May	28,516	
June	28,500	

QUALITY

	Quantity	Base Number	Contract	AT	Region	England
% of FP17s for the same patient ID Re-attending within 3 months - Children	121	1,517	8.0%	11.4%	12.1%	11.5%
% of FP17s for the same patient ID Re-attending within 3 months - Adults	1,007	6,367	15.8%	14.9%	15.6%	15.4%
% of FP17s for the same patient ID Re-attending between 3 & 9 months - Children	955	1,517	63.0%	60.1%	61.2%	59.7%
% of FP17s for the same patient ID Re-attending between 3 & 9 months - Adults	3,063	6,367	48.1%	52.8%	54.3%	51.7%
% of FP17s for Band 1 Urgent Courses	1,587	7,226	22.0%	10.0%	9.1%	9.2%
% of FP17s Relating to Free Repair or Replacements	100	7,226	1.4%	0.9%	0.9%	0.7%
% of FP17s Relating to Continuations	29	7,226	0.4%	0.9%	1.0%	0.8%
% of Patients satisfied with the dentistry they have received	5	6	N/A	94.2%	94.4%	93.5%
% of Patients satisfied with the time they had to wait for an appointment	5	6	N/A	85.2%	88.1%	87.4%

* This is based on patients treated on this contract for their most recent course of treatment. Figures in italics indicate the base number of FP17s or Patient Questionnaire responses are less than 100. N/A is shown where the base number of responses is less than 10 during the period. % is calculated as Quantity/Base number*100

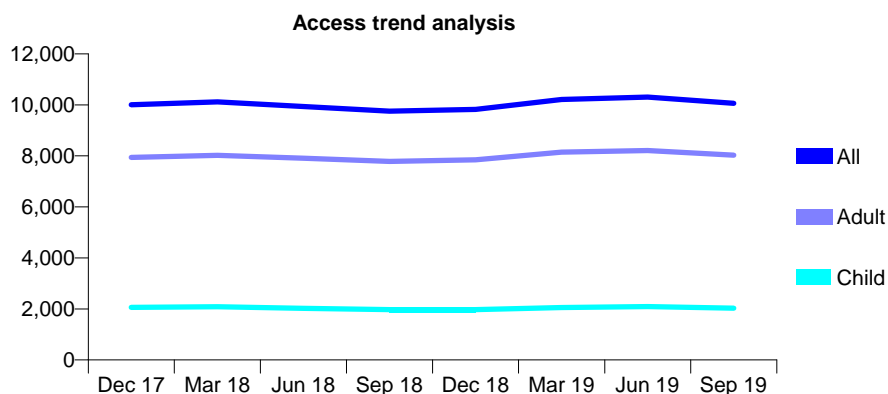
Q47 - Vital Signs At a Glance Contract Report for 106984/0003 - September 2019

Name or company name	Ravat & Ray Dental Care
Contract type name	GDS Contract
Purpose of contract	General
Contract start date	01/09/2009
Contract end date	

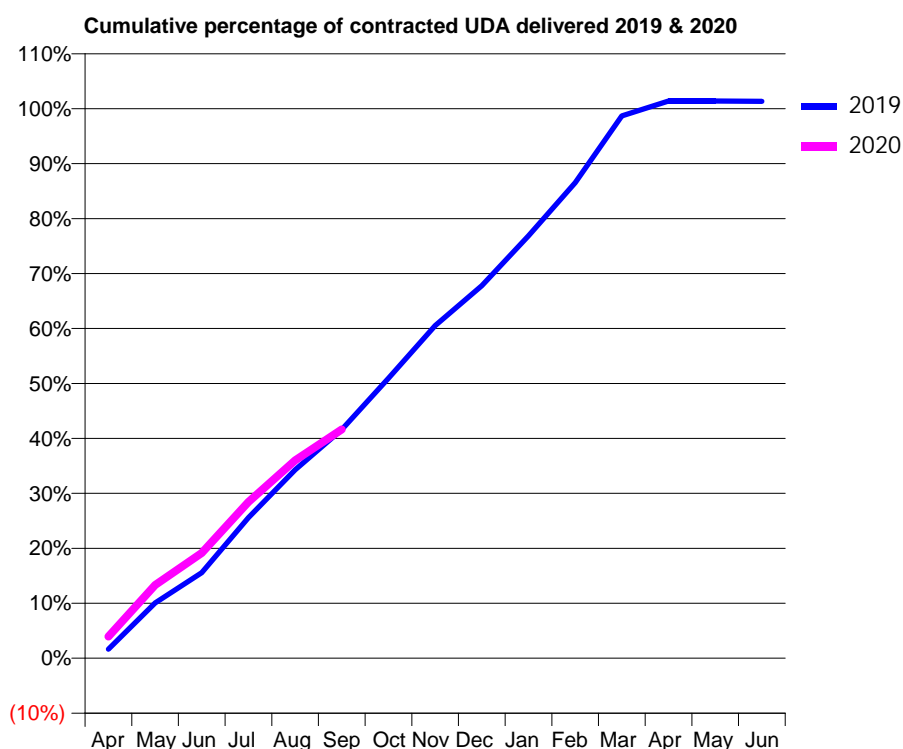
19/20 Contracted general activity (UDA)	24,300
Carry forward general activity (UDA)	0
19/20 Contracted orthodontic activity (UOA)	0
Carry forward orthodontic activity (UOA)	0
Baseline contract value	£820,174.81

ACCESS*

Patients seen in 24 months	Total	Change since previous quarter
Quarter ending September 2018	9,753	
Quarter ending December 2018	9,821	→
Quarter ending March 2019	10,207	↑
Quarter ending June 2019	10,308	→
Quarter ending September 2019	10,063	↓
Variance since September 2018	3.2%	↑



ACTIVITY



Month	2019	2020
April	399	961
May	2,446	3,239
June	3,783	4,658
July	6,219	6,906
August	8,333	8,750
September	10,110	10,118
October	12,382	
November	14,708	
December	16,475	
January	18,681	
February	21,028	
March	23,978	
April	24,635	
May	24,641	
June	24,625	

QUALITY

	Quantity	Base Number	Contract	AT	Region	England
% of FP17s for the same patient ID Re-attending within 3 months - Children	179	1,776	10.1%	11.4%	12.1%	11.5%
% of FP17s for the same patient ID Re-attending within 3 months - Adults	656	5,151	12.7%	14.9%	15.6%	15.4%
% of FP17s for the same patient ID Re-attending between 3 & 9 months - Children	1,186	1,776	66.8%	60.1%	61.2%	59.7%
% of FP17s for the same patient ID Re-attending between 3 & 9 months - Adults	2,093	5,151	40.6%	52.8%	54.3%	51.7%
% of FP17s for Band 1 Urgent Courses	2,343	6,522	35.9%	10.0%	9.1%	9.2%
% of FP17s Relating to Free Repair or Replacements	40	6,522	0.6%	0.9%	0.9%	0.7%
% of FP17s Relating to Continuations	6	6,522	0.1%	0.9%	1.0%	0.8%
% of Patients satisfied with the dentistry they have received	5	5	N/A	94.2%	94.4%	93.5%
% of Patients satisfied with the time they had to wait for an appointment	4	5	N/A	85.2%	88.1%	87.4%

* This is based on patients treated on this contract for their most recent course of treatment.

Figures in italics indicate the base number of FP17s or Patient Questionnaire responses are less than 100. N/A is shown where the base number of responses is less than 10 during the period. % is calculated as Quantity/Base number*100

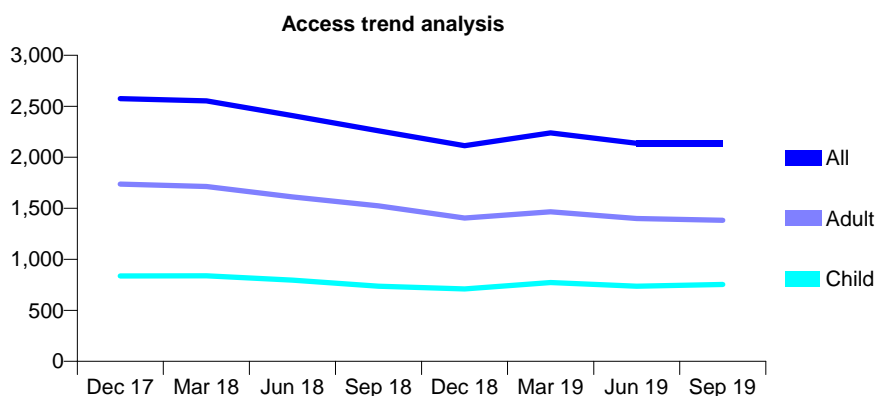
Q47 - Vital Signs At a Glance Contract Report for 106984/0005 - September 2019

Name or company name	Ravat & Ray Dental Care
Contract type name	GDS Contract
Purpose of contract	General
Contract start date	01/10/2011
Contract end date	

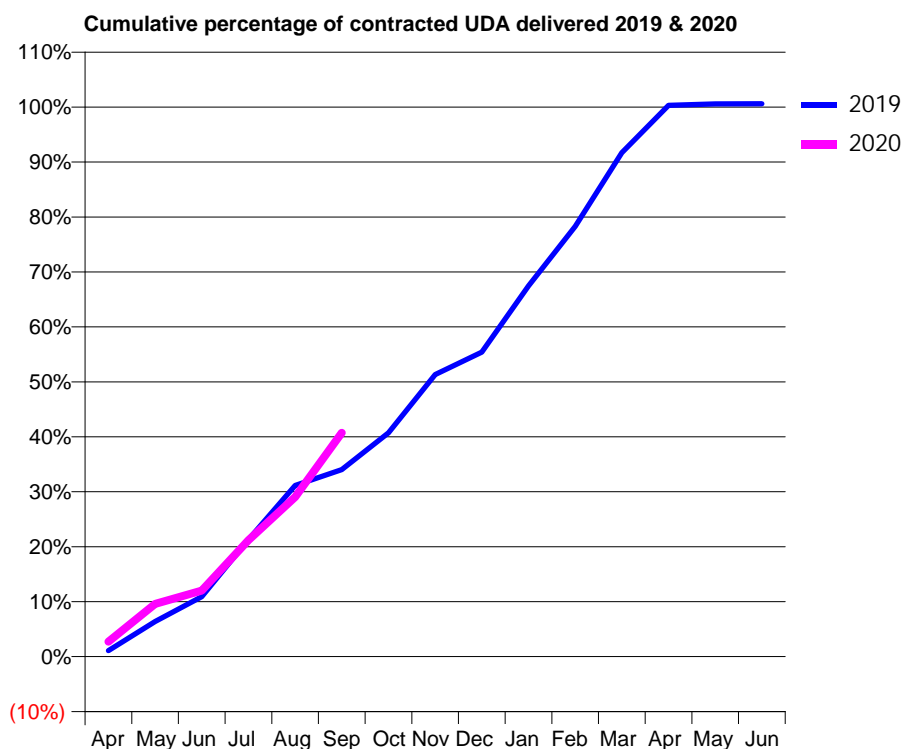
19/20 Contracted general activity (UDA)	7,250
Carry forward general activity (UDA)	0
19/20 Contracted orthodontic activity (UOA)	0
Carry forward orthodontic activity (UOA)	0
Baseline contract value	£403,916.64

ACCESS*

Patients seen in 24 months	Total	Change since previous quarter
Quarter ending September 2018	2,259	
Quarter ending December 2018	2,114	↓
Quarter ending March 2019	2,238	↑
Quarter ending June 2019	2,138	↓
Quarter ending September 2019	2,136	→
Variance since September 2018	(5.4%)	↓



ACTIVITY



Month	Adjusted Scheduled Activity (UDA)	
	2019	2020
April	81	198
May	464	696
June	790	872
July	1,545	1,537
August	2,259	2,108
September	2,468	2,954
October	2,954	
November	3,722	
December	4,018	
January	4,892	
February	5,677	
March	6,648	
April	7,272	
May	7,292	
June	7,294	

QUALITY

	Quantity	Base Number	Contract	AT	Region	England
% of FP17s for the same patient ID Re-attending within 3 months - Children	96	630	15.2%	11.4%	12.1%	11.5%
% of FP17s for the same patient ID Re-attending within 3 months - Adults	188	956	19.7%	14.9%	15.6%	15.4%
% of FP17s for the same patient ID Re-attending between 3 & 9 months - Children	316	630	50.2%	60.1%	61.2%	59.7%
% of FP17s for the same patient ID Re-attending between 3 & 9 months - Adults	467	956	48.8%	52.8%	54.3%	51.7%
% of FP17s for Band 1 Urgent Courses	158	1,385	11.4%	10.0%	9.1%	9.2%
% of FP17s Relating to Free Repair or Replacements	7	1,385	0.5%	0.9%	0.9%	0.7%
% of FP17s Relating to Continuations	0	1,385	0.0%	0.9%	1.0%	0.8%
% of Patients satisfied with the dentistry they have received	1	1	N/A	94.2%	94.4%	93.5%
% of Patients satisfied with the time they had to wait for an appointment	1	1	N/A	85.2%	88.1%	87.4%

* This is based on patients treated on this contract for their most recent course of treatment. Figures in italics indicate the base number of FP17s or Patient Questionnaire responses are less than 100. N/A is shown where the base number of responses is less than 10 during the period. % is calculated as Quantity/Base number*100

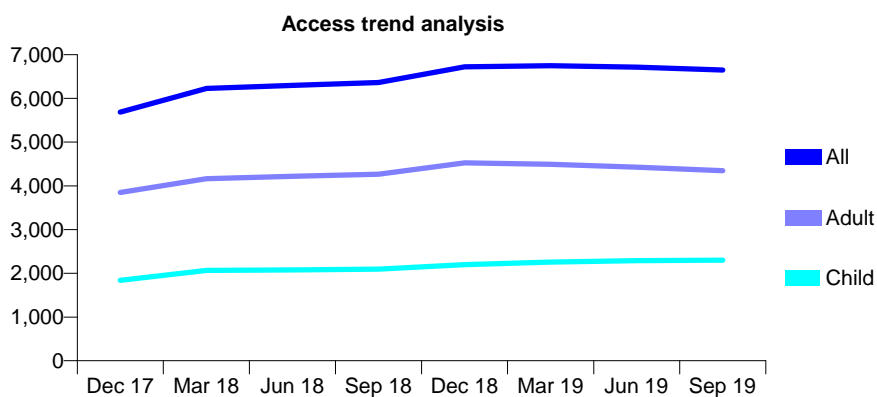
Q47 - Vital Signs At a Glance Contract Report for 107611/0001 - September 2019

Name or company name	Synergy Dental CLinic Ltd
Contract type name	GDS Contract
Purpose of contract	General
Contract start date	01/04/2008
Contract end date	

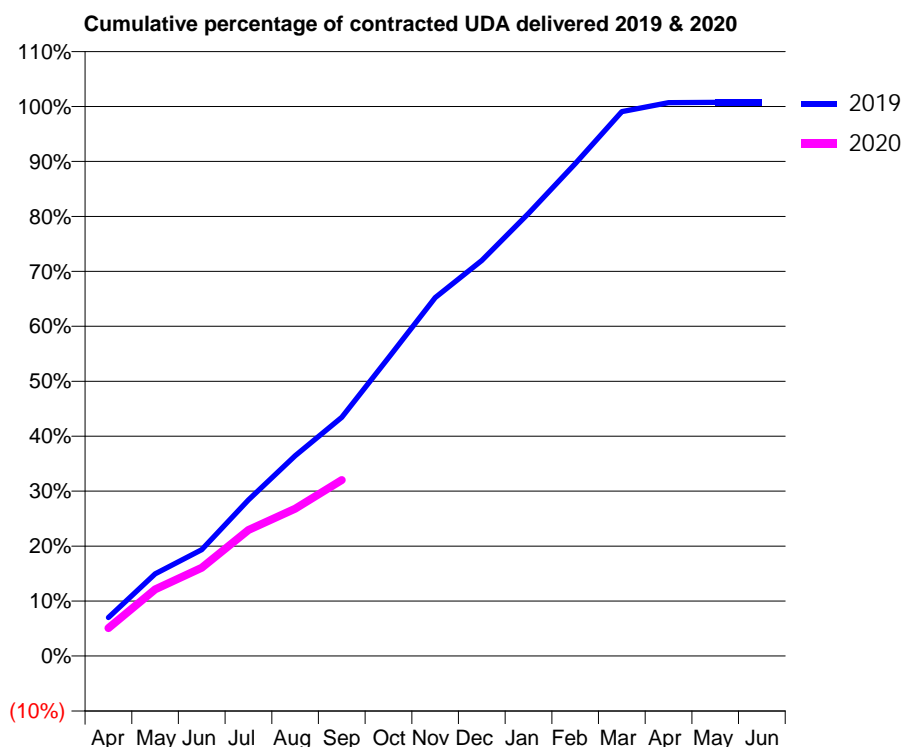
19/20 Contracted general activity (UDA)	26,552
Carry forward general activity (UDA)	0
19/20 Contracted orthodontic activity (UOA)	0
Carry forward orthodontic activity (UOA)	0
Baseline contract value	£688,273.19

ACCESS*

Patients seen in 24 months	Total	Change since previous quarter
Quarter ending September 2018	6,364	
Quarter ending December 2018	6,722	↑
Quarter ending March 2019	6,748	→
Quarter ending June 2019	6,715	→
Quarter ending September 2019	6,649	→
Variance since September 2018	4.5%	↑



ACTIVITY



Month	Adjusted Scheduled Activity (UDA)	
	2019	2020
April	1,441	1,350
May	3,076	3,222
June	3,976	4,272
July	5,837	6,090
August	7,494	7,118
September	8,931	8,501
October	11,153	
November	13,401	
December	14,790	
January	16,551	
February	18,411	
March	20,356	
April	20,693	
May	20,704	
June	20,704	

QUALITY

	Quantity	Base Number	Contract	AT	Region	England
% of FP17s for the same patient ID Re-attending within 3 months - Children	76	1,448	5.2%	11.4%	12.1%	11.5%
% of FP17s for the same patient ID Re-attending within 3 months - Adults	350	2,701	13.0%	14.9%	15.6%	15.4%
% of FP17s for the same patient ID Re-attending between 3 & 9 months - Children	812	1,448	56.1%	60.1%	61.2%	59.7%
% of FP17s for the same patient ID Re-attending between 3 & 9 months - Adults	1,608	2,701	59.5%	52.8%	54.3%	51.7%
% of FP17s for Band 1 Urgent Courses	161	4,018	4.0%	10.0%	9.1%	9.2%
% of FP17s Relating to Free Repair or Replacements	29	4,018	0.7%	0.9%	0.9%	0.7%
% of FP17s Relating to Continuations	11	4,018	0.3%	0.9%	1.0%	0.8%
% of Patients satisfied with the dentistry they have received	7	7	N/A	94.2%	94.4%	93.5%
% of Patients satisfied with the time they had to wait for an appointment	5	7	N/A	85.2%	88.1%	87.4%

* This is based on patients treated on this contract for their most recent course of treatment. Figures in italics indicate the base number of FP17s or Patient Questionnaire responses are less than 100. N/A is shown where the base number of responses is less than 10 during the period. % is calculated as Quantity/Base number*100

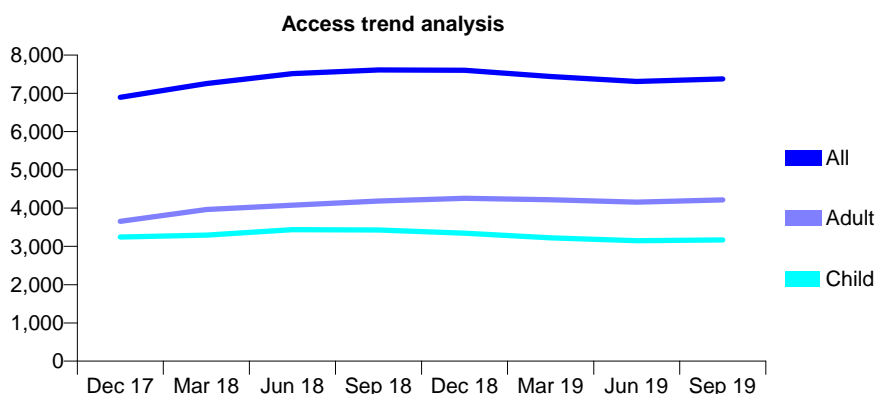
Q47 - Vital Signs At a Glance Contract Report for 108006/0001 - September 2019

Name or company name	Redbridge Associates Ltd
Contract type name	GDS Contract
Purpose of contract	General
Contract start date	06/09/2010
Contract end date	

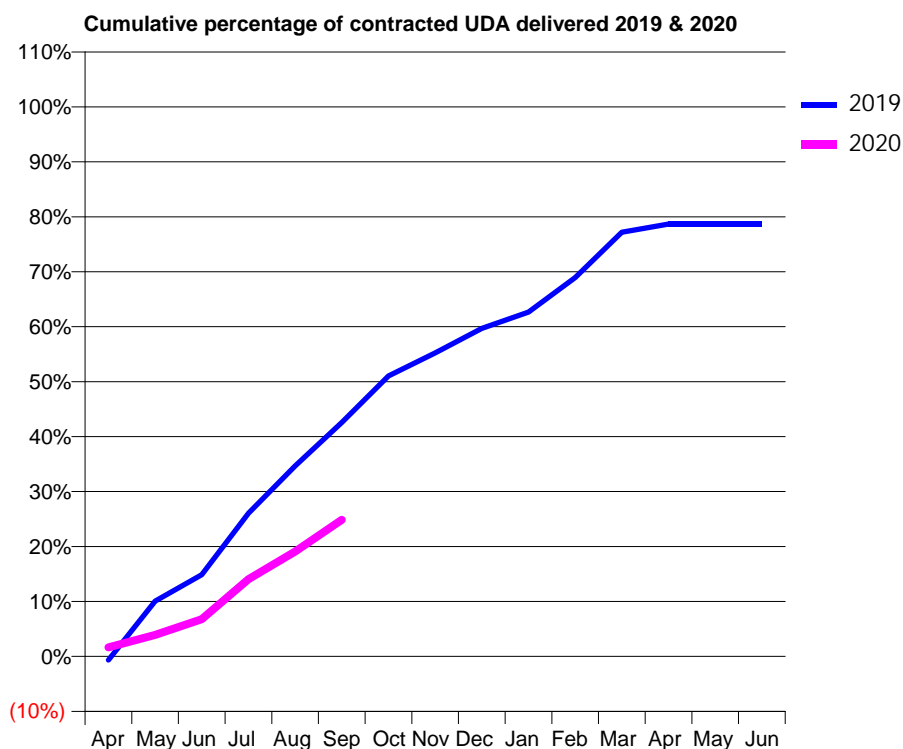
19/20 Contracted general activity (UDA)	26,020
Carry forward general activity (UDA)	0
19/20 Contracted orthodontic activity (UOA)	0
Carry forward orthodontic activity (UOA)	0
Baseline contract value	£656,016.50

ACCESS*

Patients seen in 24 months	Total	Change since previous quarter
Quarter ending September 2018	7,612	
Quarter ending December 2018	7,601	→
Quarter ending March 2019	7,442	↓
Quarter ending June 2019	7,307	↓
Quarter ending September 2019	7,378	→
Variance since September 2018	(3.1%)	↓



ACTIVITY



Month	2019	2020
April	-172	435
May	2,618	1,017
June	3,865	1,763
July	6,779	3,657
August	9,020	4,969
September	11,076	6,471
October	13,280	
November	14,377	
December	15,533	
January	16,309	
February	17,944	
March	20,081	
April	20,466	
May	20,476	
June	20,476	

QUALITY

	Quantity	Base Number	Contract	AT	Region	England
% of FP17s for the same patient ID Re-attending within 3 months - Children	163	1,748	9.3%	11.4%	12.1%	11.5%
% of FP17s for the same patient ID Re-attending within 3 months - Adults	276	1,845	15.0%	14.9%	15.6%	15.4%
% of FP17s for the same patient ID Re-attending between 3 & 9 months - Children	757	1,748	43.3%	60.1%	61.2%	59.7%
% of FP17s for the same patient ID Re-attending between 3 & 9 months - Adults	707	1,845	38.3%	52.8%	54.3%	51.7%
% of FP17s for Band 1 Urgent Courses	490	3,378	14.5%	10.0%	9.1%	9.2%
% of FP17s Relating to Free Repair or Replacements	0	3,378	0.0%	0.9%	0.9%	0.7%
% of FP17s Relating to Continuations	24	3,378	0.7%	0.9%	1.0%	0.8%
% of Patients satisfied with the dentistry they have received	1	1	N/A	94.2%	94.4%	93.5%
% of Patients satisfied with the time they had to wait for an appointment	1	1	N/A	85.2%	88.1%	87.4%

* This is based on patients treated on this contract for their most recent course of treatment. Figures in italics indicate the base number of FP17s or Patient Questionnaire responses are less than 100. N/A is shown where the base number of responses is less than 10 during the period. % is calculated as Quantity/Base number*100

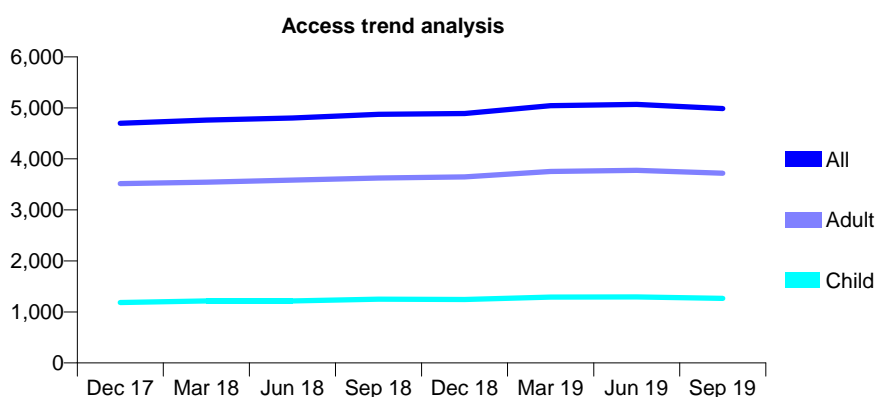
Q47 - Vital Signs At a Glance Contract Report for 109304/0001 - September 2019

Name or company name	St Raphael's Dental Practice Limited
Contract type name	GDS Contract
Purpose of contract	General
Contract start date	01/10/2009
Contract end date	

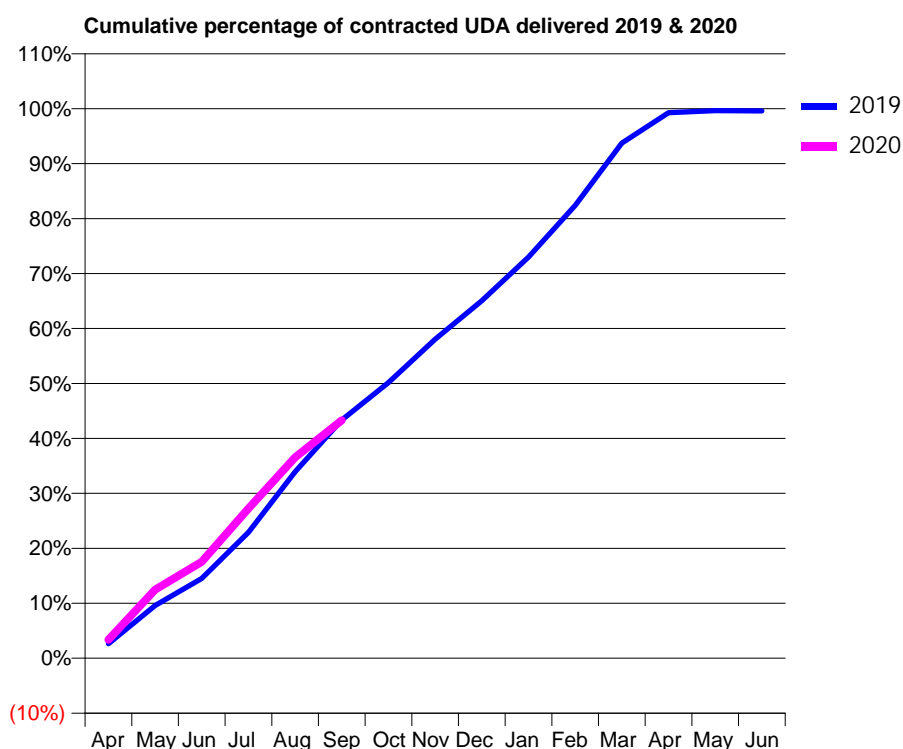
19/20 Contracted general activity (UDA)	14,000
Carry forward general activity (UDA)	58
19/20 Contracted orthodontic activity (UOA)	0
Carry forward orthodontic activity (UOA)	0
Baseline contract value	£402,525.58

ACCESS*

Patients seen in 24 months	Total	Change since previous quarter
Quarter ending September 2018	4,875	
Quarter ending December 2018	4,889	→
Quarter ending March 2019	5,042	↑
Quarter ending June 2019	5,069	→
Quarter ending September 2019	4,986	↓
Variance since September 2018	2.3%	↑



ACTIVITY



Month	2019	2020
April	368	470
May	1,342	1,748
June	2,034	2,459
July	3,210	3,815
August	4,752	5,118
September	6,069	6,060
October	7,023	
November	8,128	
December	9,108	
January	10,219	
February	11,536	
March	13,122	
April	13,896	
May	13,946	
June	13,942	

QUALITY

	Quantity	Base Number	Contract	AT	Region	England
% of FP17s for the same patient ID Re-attending within 3 months - Children	79	781	10.1%	11.4%	12.1%	11.5%
% of FP17s for the same patient ID Re-attending within 3 months - Adults	383	2,272	16.9%	14.9%	15.6%	15.4%
% of FP17s for the same patient ID Re-attending between 3 & 9 months - Children	419	781	53.6%	60.1%	61.2%	59.7%
% of FP17s for the same patient ID Re-attending between 3 & 9 months - Adults	1,016	2,272	44.7%	52.8%	54.3%	51.7%
% of FP17s for Band 1 Urgent Courses	271	2,735	9.9%	10.0%	9.1%	9.2%
% of FP17s Relating to Free Repair or Replacements	79	2,735	2.9%	0.9%	0.9%	0.7%
% of FP17s Relating to Continuations	25	2,735	0.9%	0.9%	1.0%	0.8%
% of Patients satisfied with the dentistry they have received	2	2	N/A	94.2%	94.4%	93.5%
% of Patients satisfied with the time they had to wait for an appointment	2	2	N/A	85.2%	88.1%	87.4%

* This is based on patients treated on this contract for their most recent course of treatment.

Figures in italics indicate the base number of FP17s or Patient Questionnaire responses are less than 100. N/A is shown where the base number of responses is less than 10 during the period. % is calculated as Quantity/Base number*100

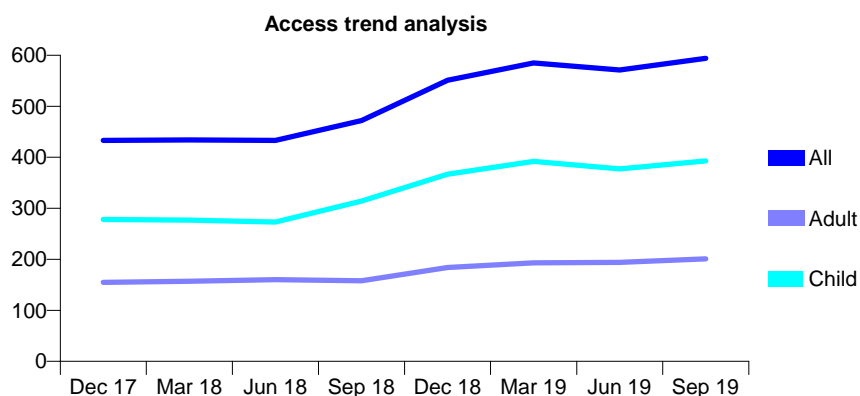
Q47 - Vital Signs At a Glance Contract Report for 110302/0001 - September 2019

Name or company name	Kirkham Dental Care
Contract type name	GDS Contract
Purpose of contract	General
Contract start date	01/08/2014
Contract end date	

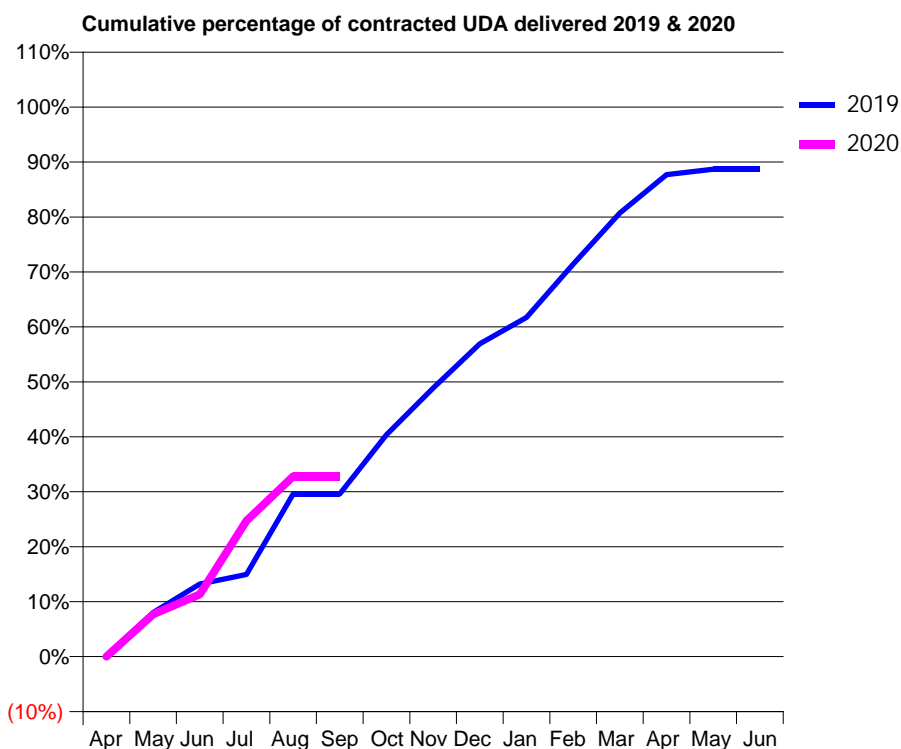
19/20 Contracted general activity (UDA)	1,500
Carry forward general activity (UDA)	0
19/20 Contracted orthodontic activity (UOA)	0
Carry forward orthodontic activity (UOA)	0
Baseline contract value	£49,420.26

ACCESS*

Patients seen in 24 months	Total	Change since previous quarter
Quarter ending September 2018	472	
Quarter ending December 2018	551	↑
Quarter ending March 2019	585	↑
Quarter ending June 2019	571	↓
Quarter ending September 2019	594	↑
Variance since September 2018	25.8%	↑



ACTIVITY



Month	Adjusted Scheduled Activity (UDA)	
	2019	2020
April	0	0
May	120	116
June	198	170
July	224	371
August	444	492
September	444	492
October	606	
November	733	
December	854	
January	926	
February	1,071	
March	1,210	
April	1,315	
May	1,330	
June	1,330	

QUALITY

	Quantity	Base Number	Contract	AT	Region	England
% of FP17s for the same patient ID Re-attending within 3 months - Children	14	244	5.7%	11.4%	12.1%	11.5%
% of FP17s for the same patient ID Re-attending within 3 months - Adults	7	113	6.2%	14.9%	15.6%	15.4%
% of FP17s for the same patient ID Re-attending between 3 & 9 months - Children	161	244	66.0%	60.1%	61.2%	59.7%
% of FP17s for the same patient ID Re-attending between 3 & 9 months - Adults	67	113	59.3%	52.8%	54.3%	51.7%
% of FP17s for Band 1 Urgent Courses	4	288	1.4%	10.0%	9.1%	9.2%
% of FP17s Relating to Free Repair or Replacements	0	288	0.0%	0.9%	0.9%	0.7%
% of FP17s Relating to Continuations	5	288	1.7%	0.9%	1.0%	0.8%
% of Patients satisfied with the dentistry they have received	0	0	N/A	94.2%	94.4%	93.5%
% of Patients satisfied with the time they had to wait for an appointment	0	0	N/A	85.2%	88.1%	87.4%

* This is based on patients treated on this contract for their most recent course of treatment. Figures in italics indicate the base number of FP17s or Patient Questionnaire responses are less than 100. N/A is shown where the base number of responses is less than 10 during the period. % is calculated as Quantity/Base number*100

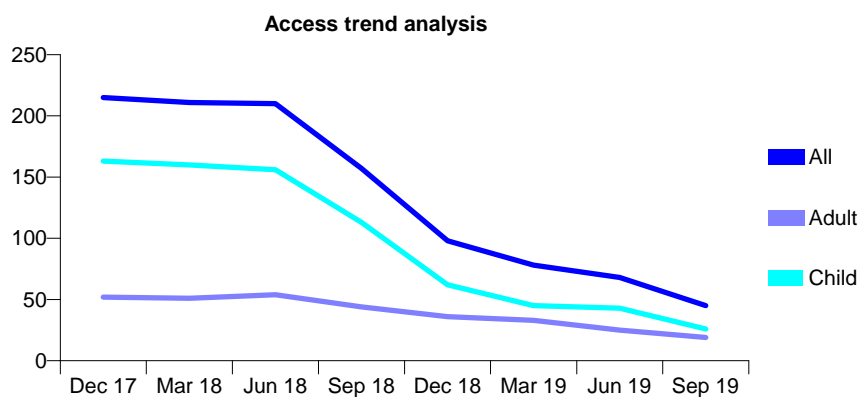
Q47 - Vital Signs At a Glance Contract Report for 110302/0002 - September 2019

Name or company name	Kirkham Dental Care
Contract type name	GDS Contract
Purpose of contract	General
Contract start date	01/08/2014
Contract end date	

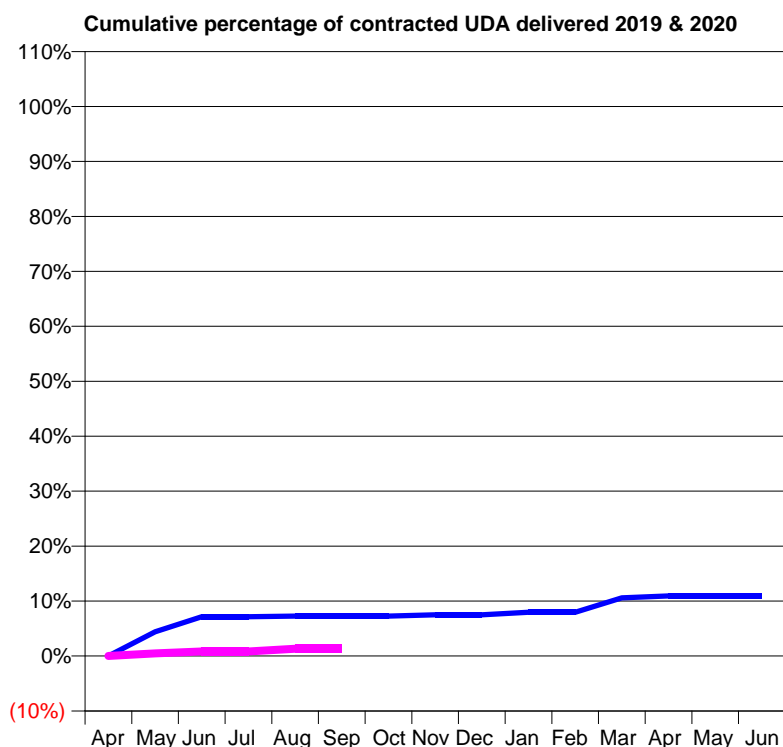
19/20 Contracted general activity (UDA)	850
Carry forward general activity (UDA)	0
19/20 Contracted orthodontic activity (UOA)	0
Carry forward orthodontic activity (UOA)	0
Baseline contract value	£19,696.42

ACCESS*

Patients seen in 24 months	Total	Change since previous quarter
Quarter ending September 2018	157	
Quarter ending December 2018	98	↓
Quarter ending March 2019	78	↓
Quarter ending June 2019	68	↓
Quarter ending September 2019	45	↓
Variance since September 2018	(71.3%)	↓



ACTIVITY



Month	Adjusted Scheduled Activity (UDA)	
	2019	2020
April	0	0
May	37	4
June	61	7
July	61	7
August	62	11
September	62	11
October	62	
November	64	
December	64	
January	68	
February	68	
March	90	
April	93	
May	93	
June	93	

QUALITY

	Quantity	Base Number	Contract	AT	Region	England
% of FP17s for the same patient ID Re-attending within 3 months - Children	0	5	0.0%	11.4%	12.1%	11.5%
% of FP17s for the same patient ID Re-attending within 3 months - Adults	0	3	0.0%	14.9%	15.6%	15.4%
% of FP17s for the same patient ID Re-attending between 3 & 9 months - Children	0	5	0.0%	60.1%	61.2%	59.7%
% of FP17s for the same patient ID Re-attending between 3 & 9 months - Adults	0	3	0.0%	52.8%	54.3%	51.7%
% of FP17s for Band 1 Urgent Courses	1	7	14.3%	10.0%	9.1%	9.2%
% of FP17s Relating to Free Repair or Replacements	0	7	0.0%	0.9%	0.9%	0.7%
% of FP17s Relating to Continuations	0	7	0.0%	0.9%	1.0%	0.8%
% of Patients satisfied with the dentistry they have received	0	0	N/A	94.2%	94.4%	93.5%
% of Patients satisfied with the time they had to wait for an appointment	0	0	N/A	85.2%	88.1%	87.4%

* This is based on patients treated on this contract for their most recent course of treatment. Figures in italics indicate the base number of FP17s or Patient Questionnaire responses are less than 100. N/A is shown where the base number of responses is less than 10 during the period. % is calculated as Quantity/Base number*100

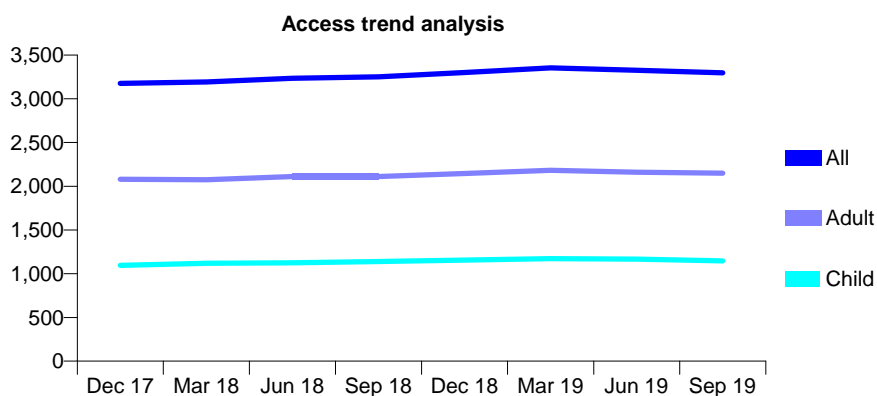
Q47 - Vital Signs At a Glance Contract Report for 11198/0001 - September 2019

Name or company name	Barrowford Dental Practice
Contract type name	GDS Contract
Purpose of contract	General
Contract start date	01/08/2009
Contract end date	

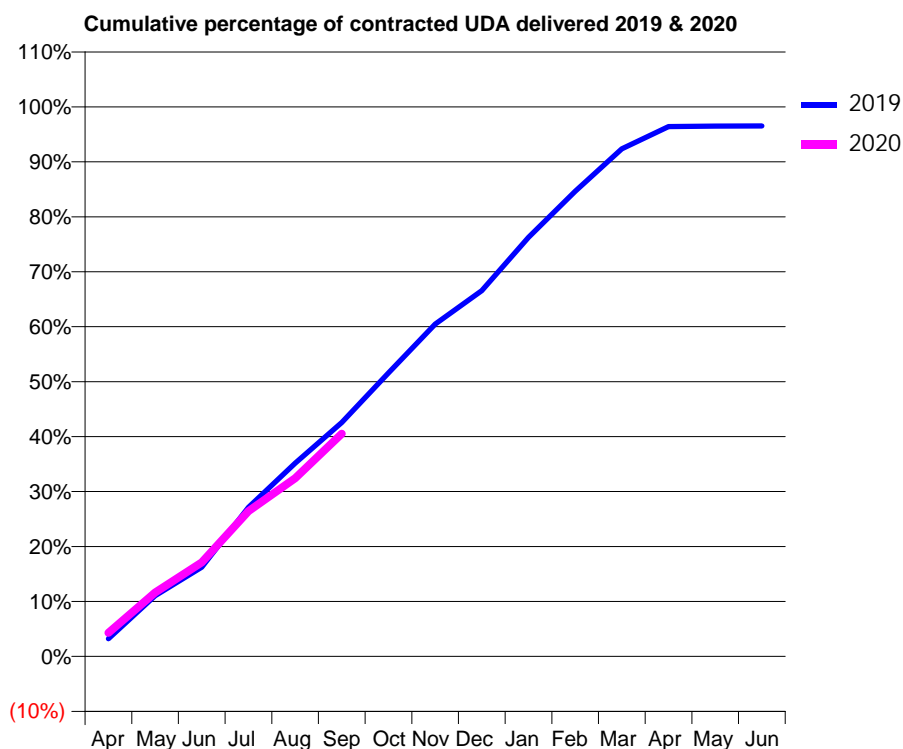
19/20 Contracted general activity (UDA)	8,000
Carry forward general activity (UDA)	0
19/20 Contracted orthodontic activity (UOA)	0
Carry forward orthodontic activity (UOA)	0
Baseline contract value	£241,581.08

ACCESS*

Patients seen in 24 months	Total	Change since previous quarter
Quarter ending September 2018	3,251	
Quarter ending December 2018	3,301	→
Quarter ending March 2019	3,354	→
Quarter ending June 2019	3,327	→
Quarter ending September 2019	3,296	→
Variance since September 2018	1.4%	→



ACTIVITY



Adjusted Scheduled Activity (UDA)		
Month	2019	2020
April	258	344
May	884	931
June	1,299	1,370
July	2,170	2,114
August	2,814	2,594
September	3,406	3,242
October	4,128	
November	4,838	
December	5,323	
January	6,100	
February	6,773	
March	7,388	
April	7,712	
May	7,720	
June	7,721	

QUALITY

	Quantity	Base Number	Contract	AT	Region	England
% of FP17s for the same patient ID Re-attending within 3 months - Children	80	834	9.6%	11.4%	12.1%	11.5%
% of FP17s for the same patient ID Re-attending within 3 months - Adults	245	1,438	17.0%	14.9%	15.6%	15.4%
% of FP17s for the same patient ID Re-attending between 3 & 9 months - Children	493	834	59.1%	60.1%	61.2%	59.7%
% of FP17s for the same patient ID Re-attending between 3 & 9 months - Adults	783	1,438	54.5%	52.8%	54.3%	51.7%
% of FP17s for Band 1 Urgent Courses	168	1,652	10.2%	10.0%	9.1%	9.2%
% of FP17s Relating to Free Repair or Replacements	16	1,652	1.0%	0.9%	0.9%	0.7%
% of FP17s Relating to Continuations	11	1,652	0.7%	0.9%	1.0%	0.8%
% of Patients satisfied with the dentistry they have received	0	0	N/A	94.2%	94.4%	93.5%
% of Patients satisfied with the time they had to wait for an appointment	0	0	N/A	85.2%	88.1%	87.4%

* This is based on patients treated on this contract for their most recent course of treatment. Figures in italics indicate the base number of FP17s or Patient Questionnaire responses are less than 100. N/A is shown where the base number of responses is less than 10 during the period. % is calculated as Quantity/Base number*100

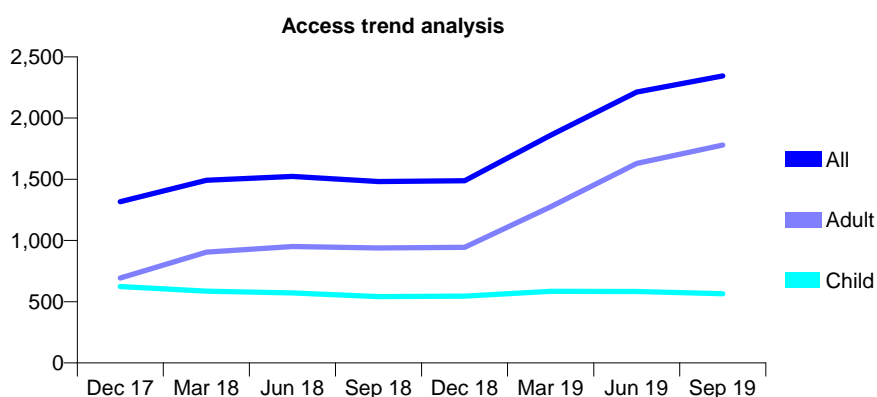
Q47 - Vital Signs At a Glance Contract Report for 111228/0001 - September 2019

Name or company name	Deepdale Dental
Contract type name	GDS Contract
Purpose of contract	General
Contract start date	01/07/2010
Contract end date	

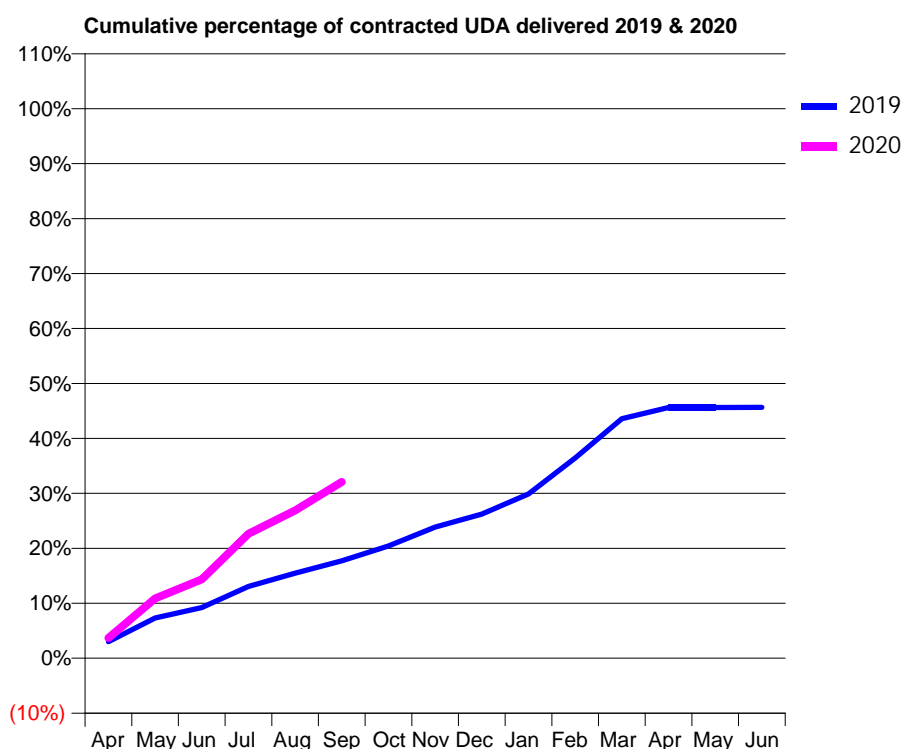
19/20 Contracted general activity (UDA)	10,471
Carry forward general activity (UDA)	0
19/20 Contracted orthodontic activity (UOA)	0
Carry forward orthodontic activity (UOA)	0
Baseline contract value	£260,488.20

ACCESS*

Patients seen in 24 months	Total	Change since previous quarter
Quarter ending September 2018	1,482	
Quarter ending December 2018	1,489	→
Quarter ending March 2019	1,859	↑
Quarter ending June 2019	2,212	↑
Quarter ending September 2019	2,345	↑
Variance since September 2018	58.2%	↑



ACTIVITY



Month	2019	2020
April	318	387
May	767	1,139
June	967	1,502
July	1,369	2,371
August	1,623	2,816
September	1,856	3,361
October	2,141	
November	2,499	
December	2,744	
January	3,132	
February	3,815	
March	4,564	
April	4,779	
May	4,779	
June	4,782	

QUALITY

	Quantity	Base Number	Contract	AT	Region	England
% of FP17s for the same patient ID Re-attending within 3 months - Children	36	455	7.9%	11.4%	12.1%	11.5%
% of FP17s for the same patient ID Re-attending within 3 months - Adults	218	1,546	14.1%	14.9%	15.6%	15.4%
% of FP17s for the same patient ID Re-attending between 3 & 9 months - Children	276	455	60.7%	60.1%	61.2%	59.7%
% of FP17s for the same patient ID Re-attending between 3 & 9 months - Adults	485	1,546	31.4%	52.8%	54.3%	51.7%
% of FP17s for Band 1 Urgent Courses	125	1,884	6.6%	10.0%	9.1%	9.2%
% of FP17s Relating to Free Repair or Replacements	0	1,884	0.0%	0.9%	0.9%	0.7%
% of FP17s Relating to Continuations	32	1,884	1.7%	0.9%	1.0%	0.8%
% of Patients satisfied with the dentistry they have received	0	0	N/A	94.2%	94.4%	93.5%
% of Patients satisfied with the time they had to wait for an appointment	0	0	N/A	85.2%	88.1%	87.4%

* This is based on patients treated on this contract for their most recent course of treatment.

Figures in italics indicate the base number of FP17s or Patient Questionnaire responses are less than 100. N/A is shown where the base number of responses is less than 10 during the period. % is calculated as Quantity/Base number*100

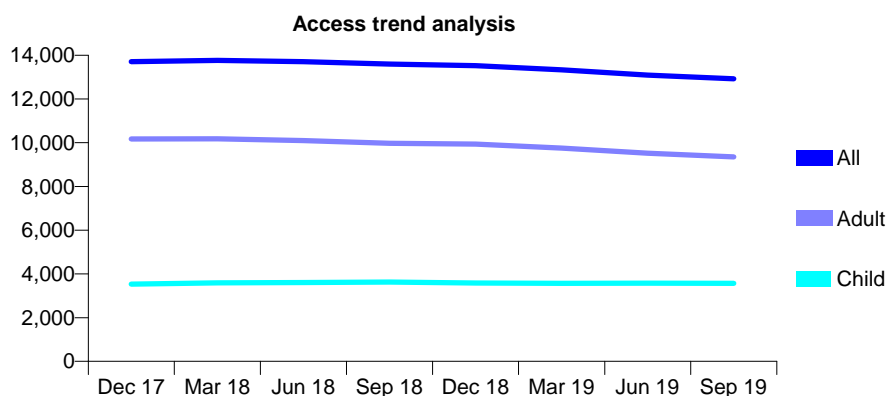
Q47 - Vital Signs At a Glance Contract Report for 111341/0001 - September 2019

Name or company name	Quest Dental
Contract type name	GDS Contract
Purpose of contract	General
Contract start date	01/12/2009
Contract end date	

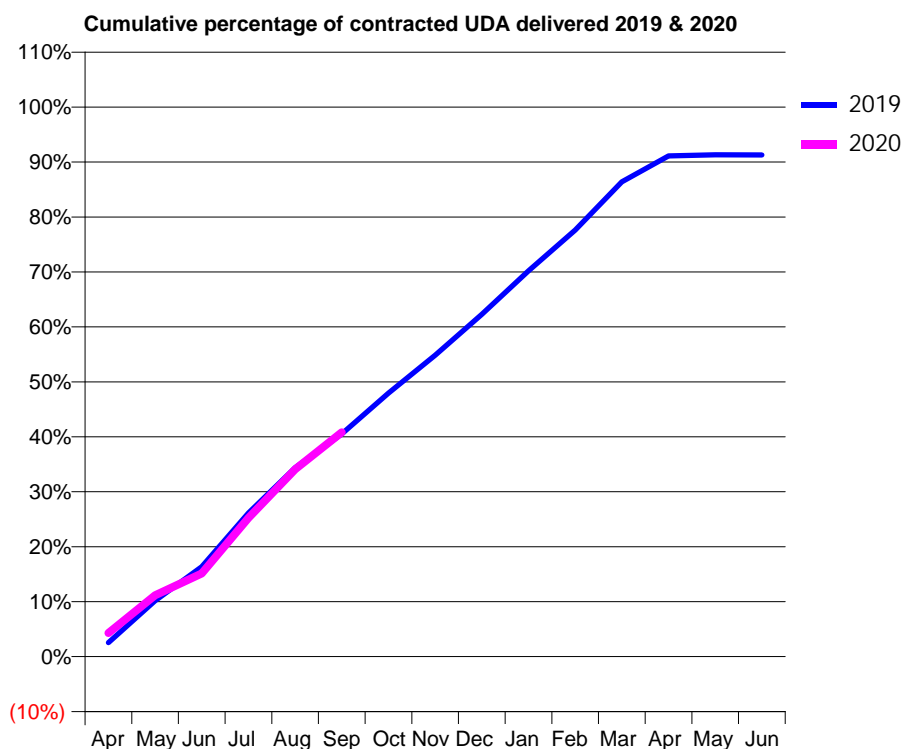
19/20 Contracted general activity (UDA)	39,000
Carry forward general activity (UDA)	0
19/20 Contracted orthodontic activity (UOA)	0
Carry forward orthodontic activity (UOA)	0
Baseline contract value	£1,658,322.03

ACCESS*

Patients seen in 24 months	Total	Change since previous quarter
Quarter ending September 2018	13,601	
Quarter ending December 2018	13,527	→
Quarter ending March 2019	13,331	↓
Quarter ending June 2019	13,096	↓
Quarter ending September 2019	12,922	↓
Variance since September 2018	(5.0%)	↓



ACTIVITY



Month	Adjusted Scheduled Activity (UDA)	
	2019	2020
April	998	1,676
May	3,973	4,362
June	6,386	5,902
July	10,195	9,834
August	13,410	13,288
September	15,803	15,910
October	18,702	
November	21,392	
December	24,286	
January	27,373	
February	30,272	
March	33,701	
April	35,536	
May	35,609	
June	35,603	

QUALITY

	Quantity	Base Number	Contract	AT	Region	England
% of FP17s for the same patient ID Re-attending within 3 months - Children	155	2,648	5.9%	11.4%	12.1%	11.5%
% of FP17s for the same patient ID Re-attending within 3 months - Adults	1,183	6,967	17.0%	14.9%	15.6%	15.4%
% of FP17s for the same patient ID Re-attending between 3 & 9 months - Children	1,545	2,648	58.3%	60.1%	61.2%	59.7%
% of FP17s for the same patient ID Re-attending between 3 & 9 months - Adults	3,742	6,967	53.7%	52.8%	54.3%	51.7%
% of FP17s for Band 1 Urgent Courses	983	8,841	11.1%	10.0%	9.1%	9.2%
% of FP17s Relating to Free Repair or Replacements	105	8,841	1.2%	0.9%	0.9%	0.7%
% of FP17s Relating to Continuations	38	8,841	0.4%	0.9%	1.0%	0.8%
% of Patients satisfied with the dentistry they have received	5	5	N/A	94.2%	94.4%	93.5%
% of Patients satisfied with the time they had to wait for an appointment	5	5	N/A	85.2%	88.1%	87.4%

* This is based on patients treated on this contract for their most recent course of treatment. Figures in italics indicate the base number of FP17s or Patient Questionnaire responses are less than 100. N/A is shown where the base number of responses is less than 10 during the period. % is calculated as Quantity/Base number*100

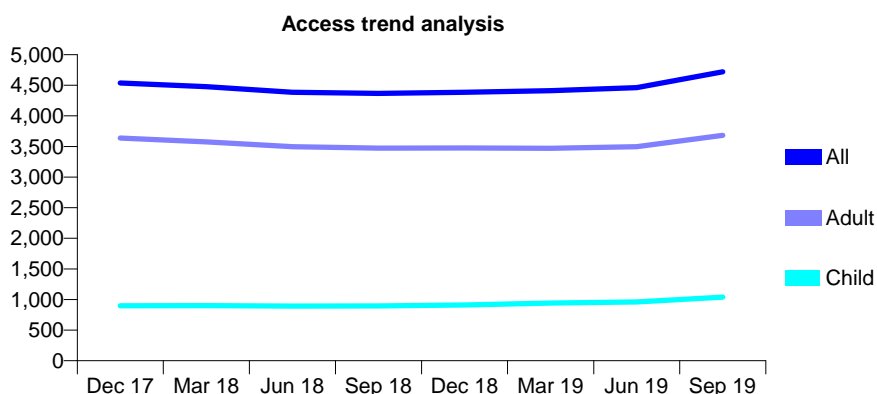
Q47 - Vital Signs At a Glance Contract Report for 113107/0001 - September 2019

Name or company name	Moor Park Dental Surgery
Contract type name	GDS Contract
Purpose of contract	General
Contract start date	01/04/2013
Contract end date	

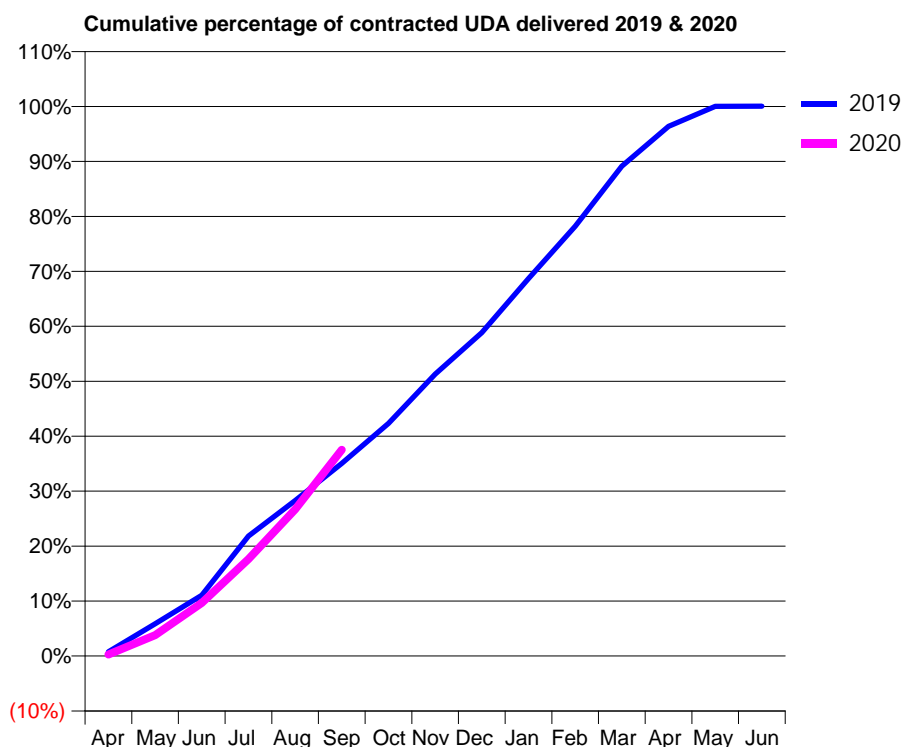
19/20 Contracted general activity (UDA)	15,830
Carry forward general activity (UDA)	0
19/20 Contracted orthodontic activity (UOA)	0
Carry forward orthodontic activity (UOA)	0
Baseline contract value	£367,623.66

ACCESS*

Patients seen in 24 months	Total	Change since previous quarter
Quarter ending September 2018	4,368	
Quarter ending December 2018	4,387	→
Quarter ending March 2019	4,412	→
Quarter ending June 2019	4,460	→
Quarter ending September 2019	4,721	↑
Variance since September 2018	8.1%	↑



ACTIVITY



Month	Adjusted Scheduled Activity (UDA)	
	2019	2020
April	126	43
May	932	599
June	1,748	1,528
July	3,457	2,789
August	4,476	4,226
September	5,551	5,943
October	6,702	
November	8,119	
December	9,315	
January	10,872	
February	12,378	
March	14,109	
April	15,255	
May	15,834	
June	15,836	

QUALITY

	Quantity	Base Number	Contract	AT	Region	England
% of FP17s for the same patient ID Re-attending within 3 months - Children	191	865	22.1%	11.4%	12.1%	11.5%
% of FP17s for the same patient ID Re-attending within 3 months - Adults	355	2,380	14.9%	14.9%	15.6%	15.4%
% of FP17s for the same patient ID Re-attending between 3 & 9 months - Children	388	865	44.9%	60.1%	61.2%	59.7%
% of FP17s for the same patient ID Re-attending between 3 & 9 months - Adults	1,020	2,380	42.9%	52.8%	54.3%	51.7%
% of FP17s for Band 1 Urgent Courses	355	2,721	13.0%	10.0%	9.1%	9.2%
% of FP17s Relating to Free Repair or Replacements	60	2,721	2.2%	0.9%	0.9%	0.7%
% of FP17s Relating to Continuations	0	2,721	0.0%	0.9%	1.0%	0.8%
% of Patients satisfied with the dentistry they have received	4	4	N/A	94.2%	94.4%	93.5%
% of Patients satisfied with the time they had to wait for an appointment	4	4	N/A	85.2%	88.1%	87.4%

* This is based on patients treated on this contract for their most recent course of treatment. Figures in italics indicate the base number of FP17s or Patient Questionnaire responses are less than 100. N/A is shown where the base number of responses is less than 10 during the period. % is calculated as Quantity/Base number*100

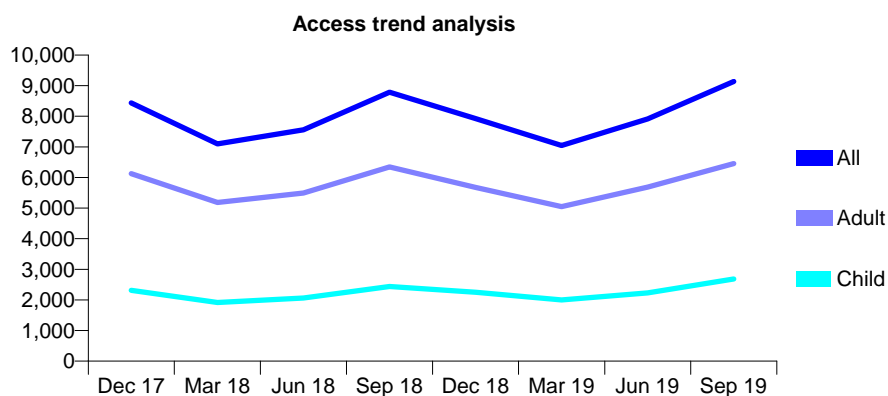
Q47 - Vital Signs At a Glance Contract Report for 117382/0001 - September 2019

Name or company name	Drakes Dental Care
Contract type name	GDS Contract
Purpose of contract	General
Contract start date	01/08/2015
Contract end date	

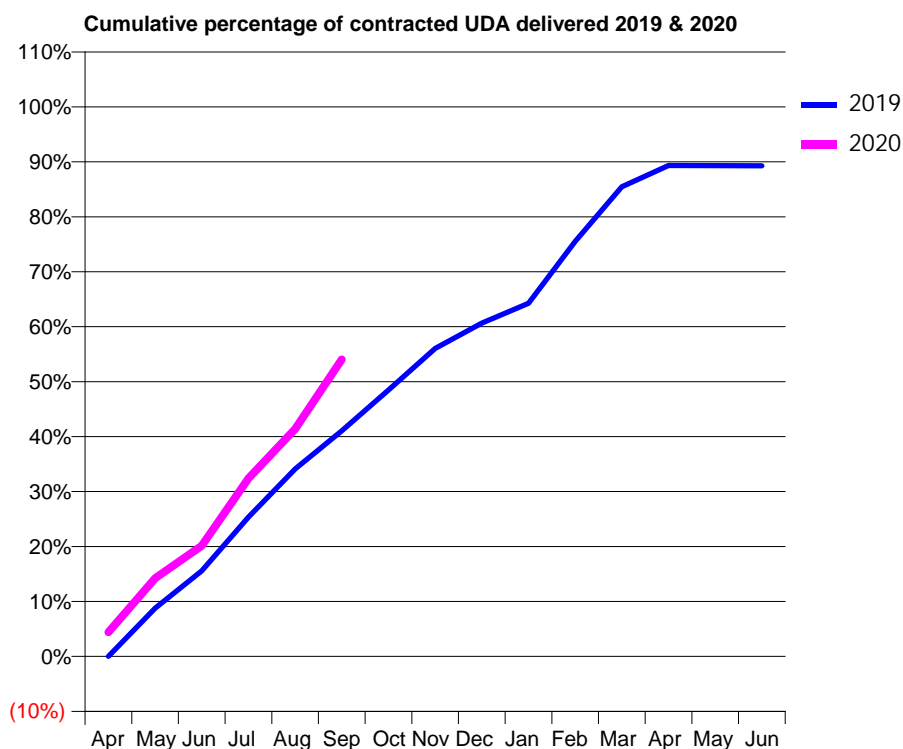
19/20 Contracted general activity (UDA)	28,636
Carry forward general activity (UDA)	0
19/20 Contracted orthodontic activity (UOA)	0
Carry forward orthodontic activity (UOA)	0
Baseline contract value	£677,914.77

ACCESS*

Patients seen in 24 months	Total	Change since previous quarter
Quarter ending September 2018	8,787	
Quarter ending December 2018	7,923	↓
Quarter ending March 2019	7,048	↓
Quarter ending June 2019	7,913	↑
Quarter ending September 2019	9,141	↑
Variance since September 2018	4.0%	↑



ACTIVITY



Month	2019	2020
April	0	1,260
May	2,517	4,074
June	4,456	5,761
July	7,255	9,279
August	9,766	11,854
September	11,753	15,469
October	13,879	
November	16,047	
December	17,372	
January	18,396	
February	21,629	
March	24,470	
April	25,580	
May	25,573	
June	25,565	

QUALITY

	Quantity	Base Number	Contract	AT	Region	England
% of FP17s for the same patient ID Re-attending within 3 months - Children	204	2,383	8.6%	11.4%	12.1%	11.5%
% of FP17s for the same patient ID Re-attending within 3 months - Adults	666	5,471	12.2%	14.9%	15.6%	15.4%
% of FP17s for the same patient ID Re-attending between 3 & 9 months - Children	953	2,383	40.0%	60.1%	61.2%	59.7%
% of FP17s for the same patient ID Re-attending between 3 & 9 months - Adults	2,209	5,471	40.4%	52.8%	54.3%	51.7%
% of FP17s for Band 1 Urgent Courses	480	7,433	6.5%	10.0%	9.1%	9.2%
% of FP17s Relating to Free Repair or Replacements	106	7,433	1.4%	0.9%	0.9%	0.7%
% of FP17s Relating to Continuations	16	7,433	0.2%	0.9%	1.0%	0.8%
% of Patients satisfied with the dentistry they have received	1	1	N/A	94.2%	94.4%	93.5%
% of Patients satisfied with the time they had to wait for an appointment	1	1	N/A	85.2%	88.1%	87.4%

* This is based on patients treated on this contract for their most recent course of treatment. Figures in italics indicate the base number of FP17s or Patient Questionnaire responses are less than 100. N/A is shown where the base number of responses is less than 10 during the period. % is calculated as Quantity/Base number*100

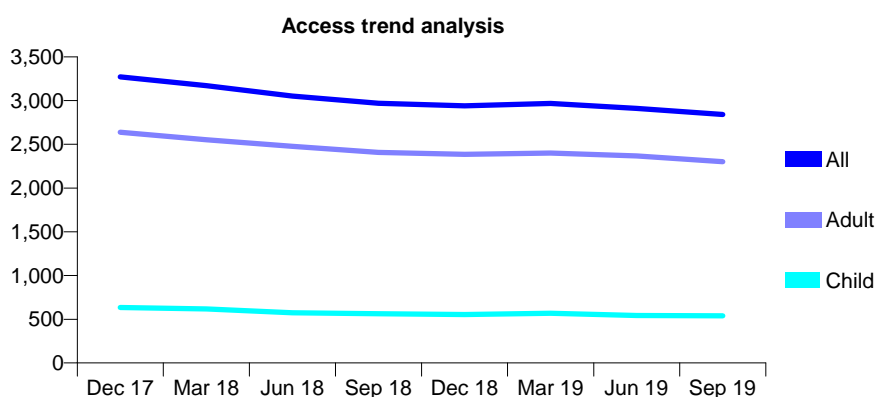
Q47 - Vital Signs At a Glance Contract Report for 117730/0001 - September 2019

Name or company name	Synergy Dental Clinic Ormskirk Ltd
Contract type name	GDS Contract
Purpose of contract	General
Contract start date	01/08/2015
Contract end date	

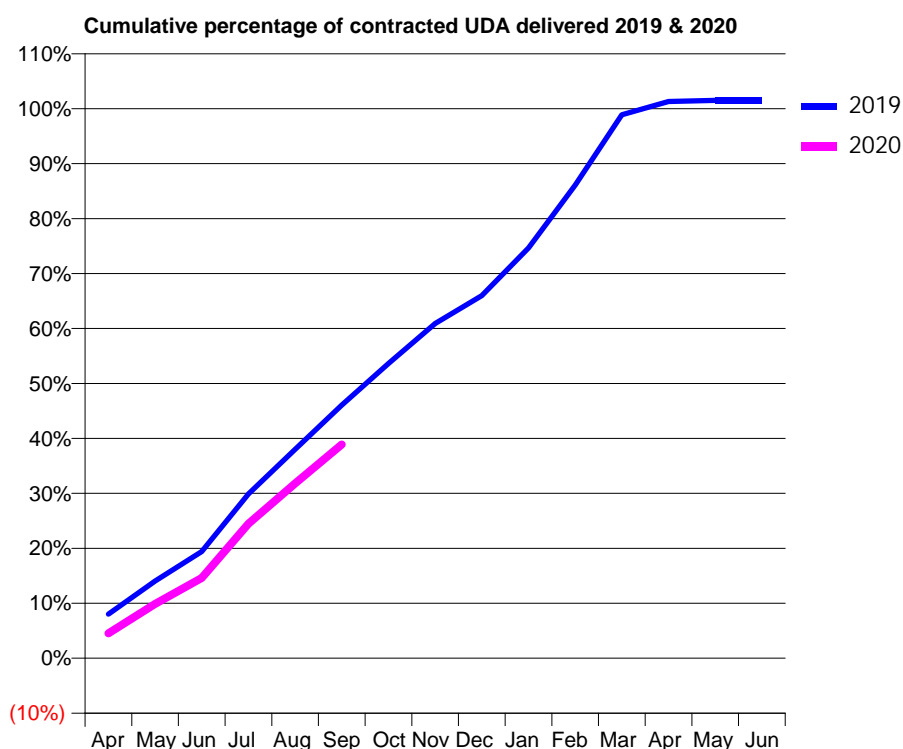
19/20 Contracted general activity (UDA)	10,500
Carry forward general activity (UDA)	0
19/20 Contracted orthodontic activity (UOA)	0
Carry forward orthodontic activity (UOA)	0
Baseline contract value	£306,435.54

ACCESS*

Patients seen in 24 months	Total	Change since previous quarter
Quarter ending September 2018	2,970	
Quarter ending December 2018	2,939	↓
Quarter ending March 2019	2,967	→
Quarter ending June 2019	2,910	↓
Quarter ending September 2019	2,840	↓
Variance since September 2018	(4.4%)	↓



ACTIVITY



Adjusted Scheduled Activity (UDA)		
Month	2019	2020
April	842	474
May	1,477	1,038
June	2,038	1,536
July	3,141	2,569
August	3,991	3,341
September	4,837	4,084
October	5,629	
November	6,395	
December	6,926	
January	7,838	
February	9,042	
March	10,382	
April	10,636	
May	10,658	
June	10,658	

QUALITY

	Quantity	Base Number	Contract	AT	Region	England
% of FP17s for the same patient ID Re-attending within 3 months - Children	22	375	5.9%	11.4%	12.1%	11.5%
% of FP17s for the same patient ID Re-attending within 3 months - Adults	184	1,599	11.5%	14.9%	15.6%	15.4%
% of FP17s for the same patient ID Re-attending between 3 & 9 months - Children	256	375	68.3%	60.1%	61.2%	59.7%
% of FP17s for the same patient ID Re-attending between 3 & 9 months - Adults	1,045	1,599	65.4%	52.8%	54.3%	51.7%
% of FP17s for Band 1 Urgent Courses	98	1,856	5.3%	10.0%	9.1%	9.2%
% of FP17s Relating to Free Repair or Replacements	23	1,856	1.2%	0.9%	0.9%	0.7%
% of FP17s Relating to Continuations	16	1,856	0.9%	0.9%	1.0%	0.8%
% of Patients satisfied with the dentistry they have received	1	1	N/A	94.2%	94.4%	93.5%
% of Patients satisfied with the time they had to wait for an appointment	1	1	N/A	85.2%	88.1%	87.4%

* This is based on patients treated on this contract for their most recent course of treatment.

Figures in italics indicate the base number of FP17s or Patient Questionnaire responses are less than 100. N/A is shown where the base number of responses is less than 10 during the period. % is calculated as Quantity/Base number*100

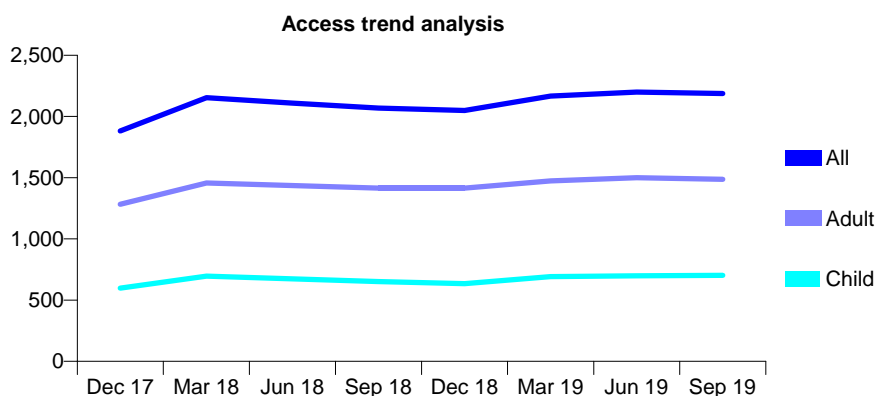
Q47 - Vital Signs At a Glance Contract Report for 118060/0021 - September 2019

Name or company name	Genix Healthcare Ltd
Contract type name	PDS Contract
Purpose of contract	General
Contract start date	20/09/2010
Contract end date	19/09/2020

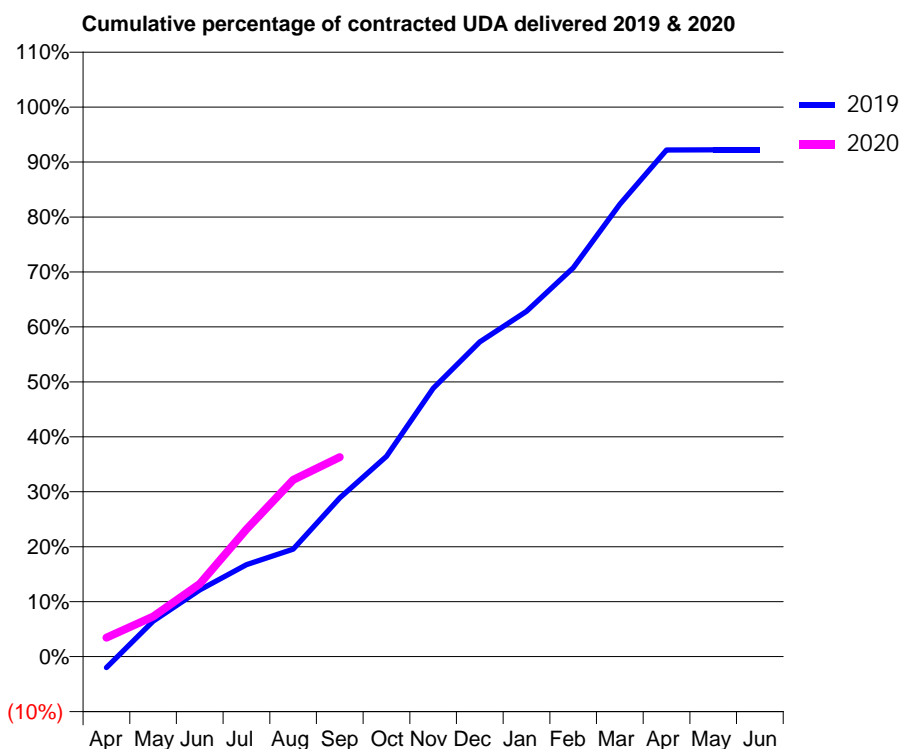
19/20 Contracted general activity (UDA)	5,940
Carry forward general activity (UDA)	0
19/20 Contracted orthodontic activity (UOA)	0
Carry forward orthodontic activity (UOA)	0
Baseline contract value	£315,424.65

ACCESS*

Patients seen in 24 months	Total	Change since previous quarter
Quarter ending September 2018	2,068	
Quarter ending December 2018	2,049	→
Quarter ending March 2019	2,166	↑
Quarter ending June 2019	2,199	→
Quarter ending September 2019	2,188	→
Variance since September 2018	5.8%	↑



ACTIVITY



Month	Adjusted Scheduled Activity (UDA)	
	2019	2020
April	-121	206
May	384	433
June	721	786
July	994	1,376
August	1,162	1,910
September	1,716	2,156
October	2,166	
November	2,902	
December	3,400	
January	3,732	
February	4,202	
March	4,889	
April	5,475	
May	5,477	
June	5,477	

QUALITY

	Quantity	Base Number	Contract	AT	Region	England
% of FP17s for the same patient ID Re-attending within 3 months - Children	39	456	8.6%	11.4%	12.1%	11.5%
% of FP17s for the same patient ID Re-attending within 3 months - Adults	132	969	13.6%	14.9%	15.6%	15.4%
% of FP17s for the same patient ID Re-attending between 3 & 9 months - Children	228	456	50.0%	60.1%	61.2%	59.7%
% of FP17s for the same patient ID Re-attending between 3 & 9 months - Adults	477	969	49.2%	52.8%	54.3%	51.7%
% of FP17s for Band 1 Urgent Courses	51	1,127	4.5%	10.0%	9.1%	9.2%
% of FP17s Relating to Free Repair or Replacements	16	1,127	1.4%	0.9%	0.9%	0.7%
% of FP17s Relating to Continuations	10	1,127	0.9%	0.9%	1.0%	0.8%
% of Patients satisfied with the dentistry they have received	2	2	N/A	94.2%	94.4%	93.5%
% of Patients satisfied with the time they had to wait for an appointment	2	2	N/A	85.2%	88.1%	87.4%

* This is based on patients treated on this contract for their most recent course of treatment. Figures in italics indicate the base number of FP17s or Patient Questionnaire responses are less than 100. N/A is shown where the base number of responses is less than 10 during the period. % is calculated as Quantity/Base number*100

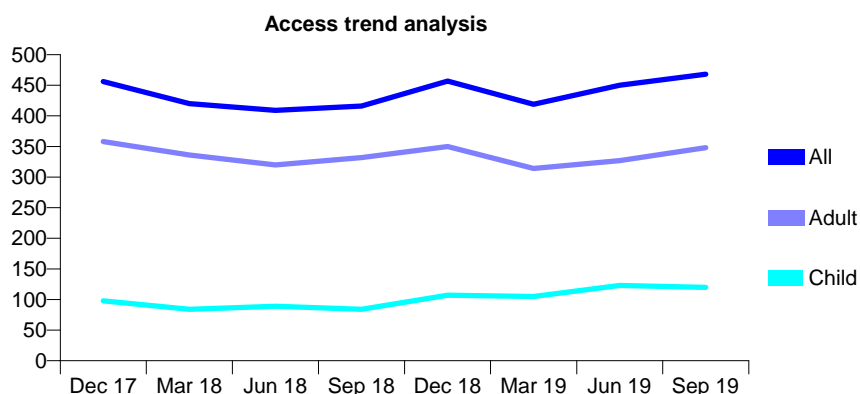
Q47 - Vital Signs At a Glance Contract Report for 118060/0022 - September 2019

Name or company name	Genix Healthcare Ltd
Contract type name	PDS Contract
Purpose of contract	General
Contract start date	20/09/2010
Contract end date	

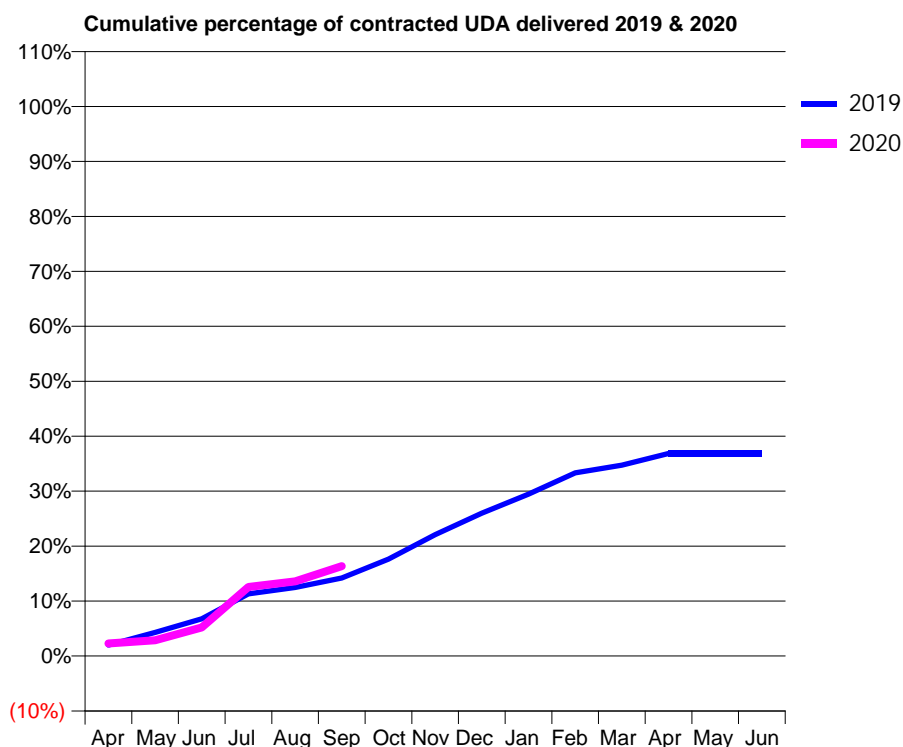
19/20 Contracted general activity (UDA)	4,100
Carry forward general activity (UDA)	0
19/20 Contracted orthodontic activity (UOA)	0
Carry forward orthodontic activity (UOA)	0
Baseline contract value	£221,031.63

ACCESS*

Patients seen in 24 months	Total	Change since previous quarter
Quarter ending September 2018	416	
Quarter ending December 2018	457	↑
Quarter ending March 2019	419	↓
Quarter ending June 2019	450	↑
Quarter ending September 2019	468	↑
Variance since September 2018	12.5%	↑



ACTIVITY



Month	Adjusted Scheduled Activity (UDA)	
	2019	2020
April	82	94
May	176	118
June	278	214
July	464	515
August	512	558
September	582	670
October	723	
November	906	
December	1,066	
January	1,207	
February	1,367	
March	1,424	
April	1,511	
May	1,511	
June	1,511	

QUALITY

	Quantity	Base Number	Contract	AT	Region	England
% of FP17s for the same patient ID Re-attending within 3 months - Children	17	100	17.0%	11.4%	12.1%	11.5%
% of FP17s for the same patient ID Re-attending within 3 months - Adults	20	227	8.8%	14.9%	15.6%	15.4%
% of FP17s for the same patient ID Re-attending between 3 & 9 months - Children	20	100	20.0%	60.1%	61.2%	59.7%
% of FP17s for the same patient ID Re-attending between 3 & 9 months - Adults	66	227	29.1%	52.8%	54.3%	51.7%
% of FP17s for Band 1 Urgent Courses	26	274	9.5%	10.0%	9.1%	9.2%
% of FP17s Relating to Free Repair or Replacements	3	274	1.1%	0.9%	0.9%	0.7%
% of FP17s Relating to Continuations	6	274	2.2%	0.9%	1.0%	0.8%
% of Patients satisfied with the dentistry they have received	0	0	N/A	94.2%	94.4%	93.5%
% of Patients satisfied with the time they had to wait for an appointment	0	0	N/A	85.2%	88.1%	87.4%

* This is based on patients treated on this contract for their most recent course of treatment. Figures in italics indicate the base number of FP17s or Patient Questionnaire responses are less than 100. N/A is shown where the base number of responses is less than 10 during the period. % is calculated as Quantity/Base number*100

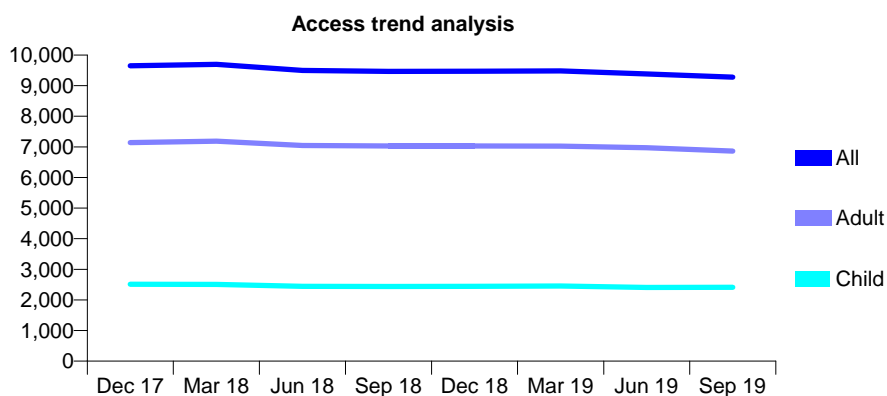
Q47 - Vital Signs At a Glance Contract Report for 121282/0001 - September 2019

Name or company name	Sandy Lane Dental Practice
Contract type name	GDS Contract
Purpose of contract	General and Orthodontic
Contract start date	19/01/2016
Contract end date	

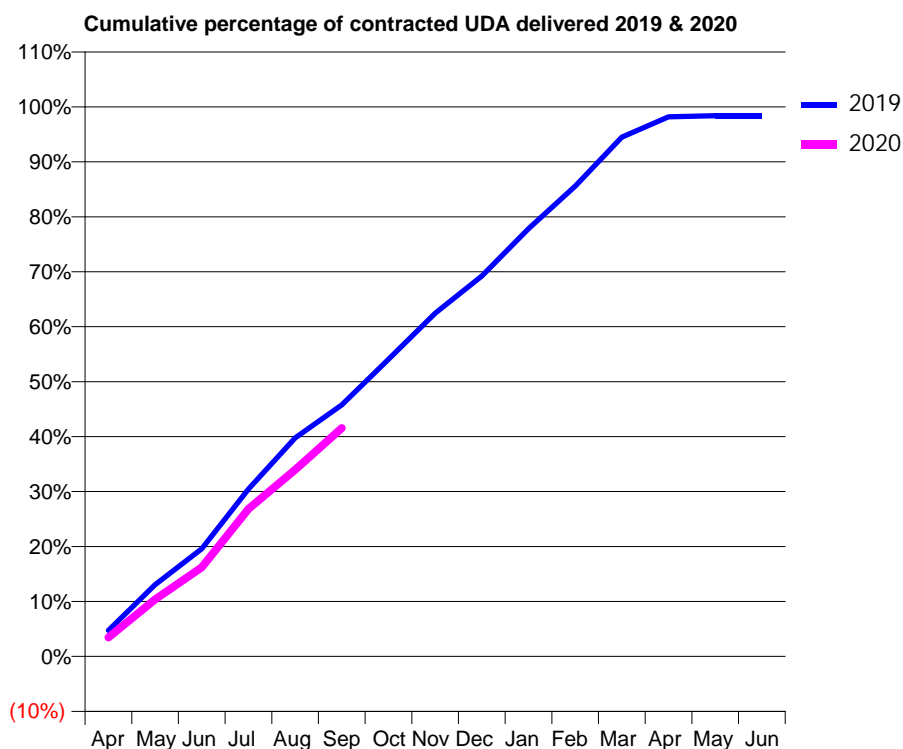
19/20 Contracted general activity (UDA)	26,185
Carry forward general activity (UDA)	421
19/20 Contracted orthodontic activity (UOA)	0
Carry forward orthodontic activity (UOA)	0
Baseline contract value	£782,481.65

ACCESS*

Patients seen in 24 months	Total	Change since previous quarter
Quarter ending September 2018	9,465	
Quarter ending December 2018	9,472	→
Quarter ending March 2019	9,482	→
Quarter ending June 2019	9,382	↓
Quarter ending September 2019	9,279	↓
Variance since September 2018	(2.0%)	↓



ACTIVITY



Month	Adjusted Scheduled Activity (UDA)	
	2019	2020
April	1,240	908
May	3,420	2,717
June	5,132	4,241
July	7,972	7,029
August	10,409	8,900
September	11,986	10,873
October	14,157	
November	16,352	
December	18,127	
January	20,382	
February	22,411	
March	24,740	
April	25,707	
May	25,765	
June	25,764	

QUALITY

	Quantity	Base Number	Contract	AT	Region	England
% of FP17s for the same patient ID Re-attending within 3 months - Children	331	2,007	16.5%	11.4%	12.1%	11.5%
% of FP17s for the same patient ID Re-attending within 3 months - Adults	1,029	5,086	20.2%	14.9%	15.6%	15.4%
% of FP17s for the same patient ID Re-attending between 3 & 9 months - Children	1,270	2,007	63.3%	60.1%	61.2%	59.7%
% of FP17s for the same patient ID Re-attending between 3 & 9 months - Adults	2,852	5,086	56.1%	52.8%	54.3%	51.7%
% of FP17s for Band 1 Urgent Courses	351	6,240	5.6%	10.0%	9.1%	9.2%
% of FP17s Relating to Free Repair or Replacements	63	6,240	1.0%	0.9%	0.9%	0.7%
% of FP17s Relating to Continuations	56	6,240	0.9%	0.9%	1.0%	0.8%
% of Patients satisfied with the dentistry they have received	2	2	N/A	94.2%	94.4%	93.5%
% of Patients satisfied with the time they had to wait for an appointment	2	2	N/A	85.2%	88.1%	87.4%

* This is based on patients treated on this contract for their most recent course of treatment. Figures in italics indicate the base number of FP17s or Patient Questionnaire responses are less than 100. N/A is shown where the base number of responses is less than 10 during the period. % is calculated as Quantity/Base number*100

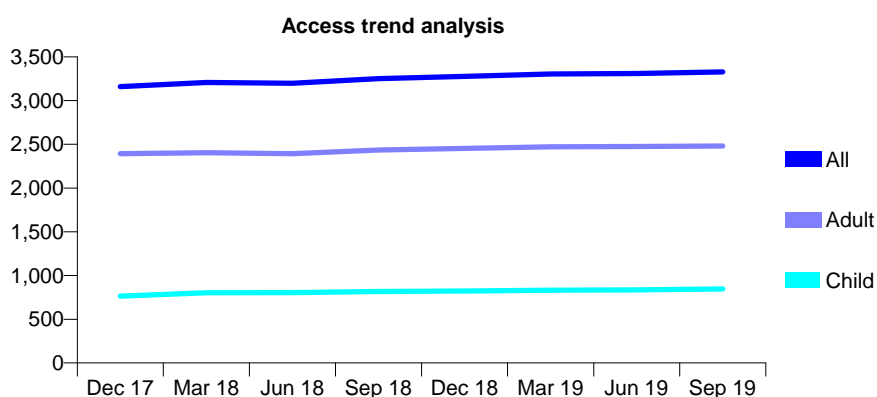
Q47 - Vital Signs At a Glance Contract Report for 122181/0001 - September 2019

Name or company name	Sedbergh Dental Practice
Contract type name	GDS Contract
Purpose of contract	General
Contract start date	01/04/2010
Contract end date	

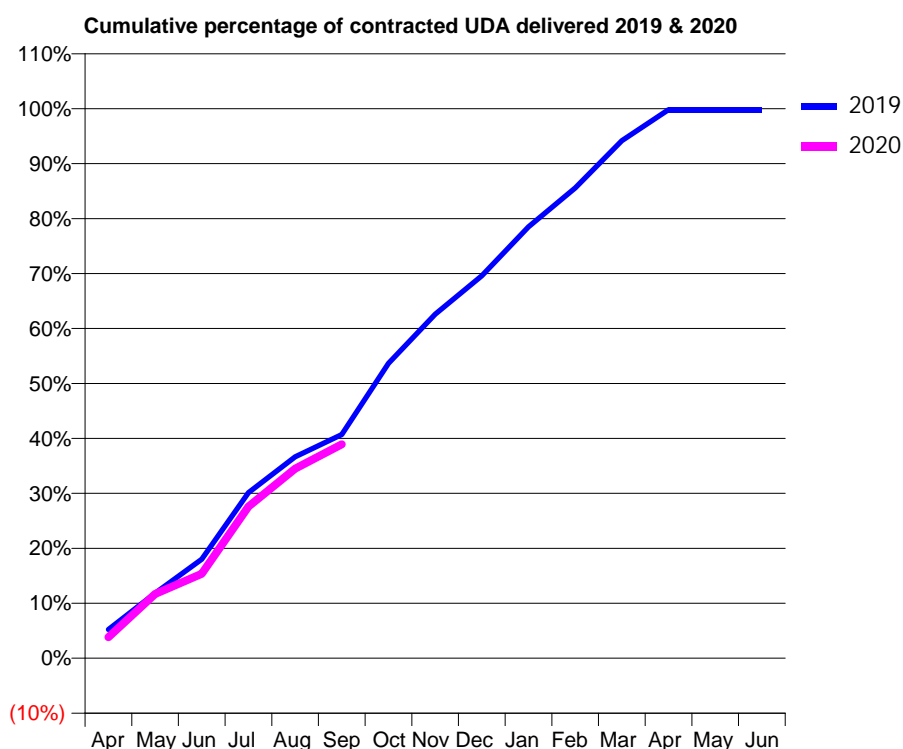
19/20 Contracted general activity (UDA)	8,754
Carry forward general activity (UDA)	15
19/20 Contracted orthodontic activity (UOA)	0
Carry forward orthodontic activity (UOA)	0
Baseline contract value	£226,695.47

ACCESS*

Patients seen in 24 months	Total	Change since previous quarter
Quarter ending September 2018	3,251	
Quarter ending December 2018	3,276	→
Quarter ending March 2019	3,304	→
Quarter ending June 2019	3,310	→
Quarter ending September 2019	3,328	→
Variance since September 2018	2.4%	↑



ACTIVITY



Month	2019	2020
April	458	335
May	1,035	1,026
June	1,576	1,346
July	2,637	2,416
August	3,209	3,019
September	3,564	3,407
October	4,699	
November	5,480	
December	6,091	
January	6,872	
February	7,492	
March	8,242	
April	8,737	
May	8,739	
June	8,739	

QUALITY

	Quantity	Base Number	Contract	AT	Region	England
% of FP17s for the same patient ID Re-attending within 3 months - Children	56	741	7.6%	11.4%	12.1%	11.5%
% of FP17s for the same patient ID Re-attending within 3 months - Adults	307	2,047	15.0%	14.9%	15.6%	15.4%
% of FP17s for the same patient ID Re-attending between 3 & 9 months - Children	560	741	75.6%	60.1%	61.2%	59.7%
% of FP17s for the same patient ID Re-attending between 3 & 9 months - Adults	1,428	2,047	69.8%	52.8%	54.3%	51.7%
% of FP17s for Band 1 Urgent Courses	168	2,072	8.1%	10.0%	9.1%	9.2%
% of FP17s Relating to Free Repair or Replacements	22	2,072	1.1%	0.9%	0.9%	0.7%
% of FP17s Relating to Continuations	44	2,072	2.1%	0.9%	1.0%	0.8%
% of Patients satisfied with the dentistry they have received	0	0	N/A	94.2%	94.4%	93.5%
% of Patients satisfied with the time they had to wait for an appointment	0	0	N/A	85.2%	88.1%	87.4%

* This is based on patients treated on this contract for their most recent course of treatment.

Figures in italics indicate the base number of FP17s or Patient Questionnaire responses are less than 100. N/A is shown where the base number of responses is less than 10 during the period. % is calculated as Quantity/Base number*100

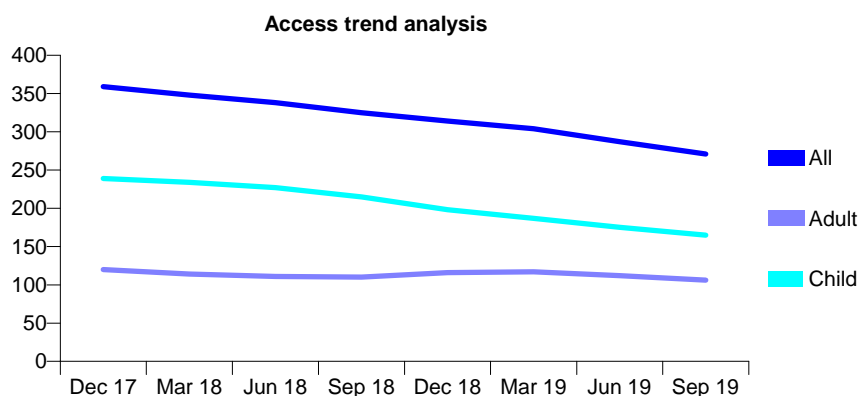
Q47 - Vital Signs At a Glance Contract Report for 123188/0001 - September 2019

Name or company name	Cramond House Dental Practice
Contract type name	GDS Contract
Purpose of contract	General and Orthodontic
Contract start date	01/04/2011
Contract end date	

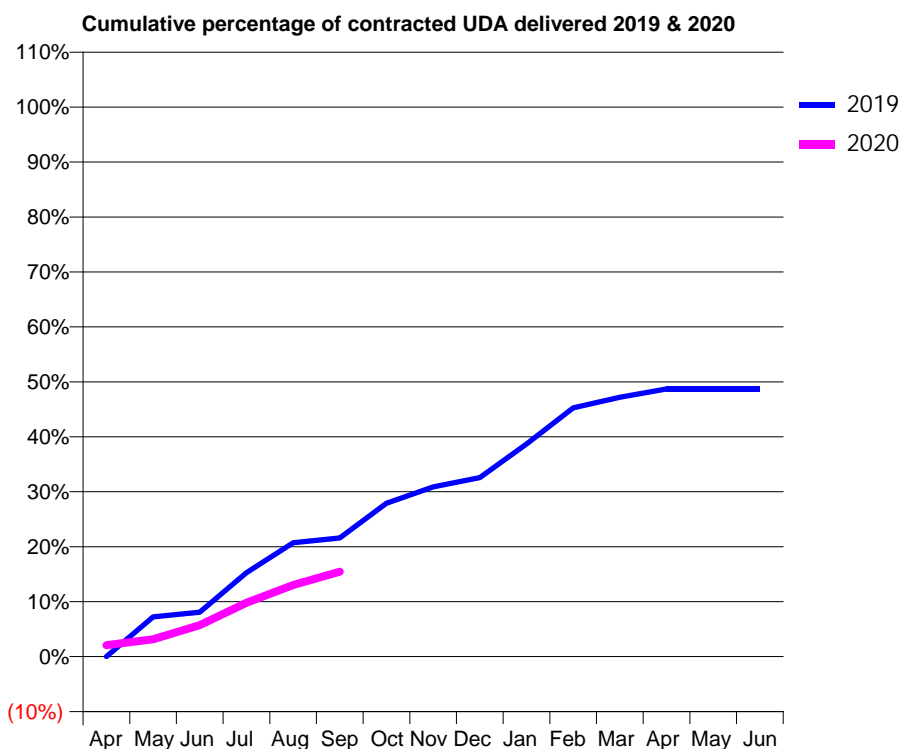
19/20 Contracted general activity (UDA)	1,520
Carry forward general activity (UDA)	0
19/20 Contracted orthodontic activity (UOA)	340
Carry forward orthodontic activity (UOA)	0
Baseline contract value	£58,352.08

ACCESS*

Patients seen in 24 months	Total	Change since previous quarter
Quarter ending September 2018	325	
Quarter ending December 2018	314	↓
Quarter ending March 2019	304	↓
Quarter ending June 2019	287	↓
Quarter ending September 2019	271	↓
Variance since September 2018	(16.6%)	↓



ACTIVITY



Month	Adjusted Scheduled Activity (UDA)	
	2019	2020
April	0	32
May	110	48
June	123	87
July	232	149
August	315	198
September	328	235
October	424	
November	469	
December	495	
January	588	
February	688	
March	717	
April	741	
May	741	
June	741	

QUALITY

	Quantity	Base Number	Contract	AT	Region	England
% of FP17s for the same patient ID Re-attending within 3 months - Children	16	141	11.3%	11.4%	12.1%	11.5%
% of FP17s for the same patient ID Re-attending within 3 months - Adults	5	42	11.9%	14.9%	15.6%	15.4%
% of FP17s for the same patient ID Re-attending between 3 & 9 months - Children	98	141	69.5%	60.1%	61.2%	59.7%
% of FP17s for the same patient ID Re-attending between 3 & 9 months - Adults	33	42	78.6%	52.8%	54.3%	51.7%
% of FP17s for Band 1 Urgent Courses	3	149	2.0%	10.0%	9.1%	9.2%
% of FP17s Relating to Free Repair or Replacements	0	149	0.0%	0.9%	0.9%	0.7%
% of FP17s Relating to Continuations	0	149	0.0%	0.9%	1.0%	0.8%
% of Patients satisfied with the dentistry they have received	0	0	N/A	94.2%	94.4%	93.5%
% of Patients satisfied with the time they had to wait for an appointment	0	0	N/A	85.2%	88.1%	87.4%

* This is based on patients treated on this contract for their most recent course of treatment. Figures in italics indicate the base number of FP17s or Patient Questionnaire responses are less than 100. N/A is shown where the base number of responses is less than 10 during the period. % is calculated as Quantity/Base number*100

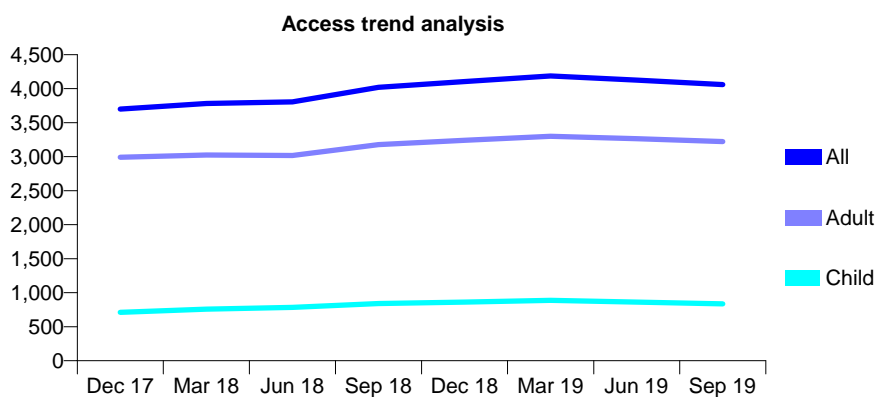
Q47 - Vital Signs At a Glance Contract Report for 123234/0001 - September 2019

Name or company name	Mr N. Gokul
Contract type name	GDS Contract
Purpose of contract	General
Contract start date	05/01/2009
Contract end date	

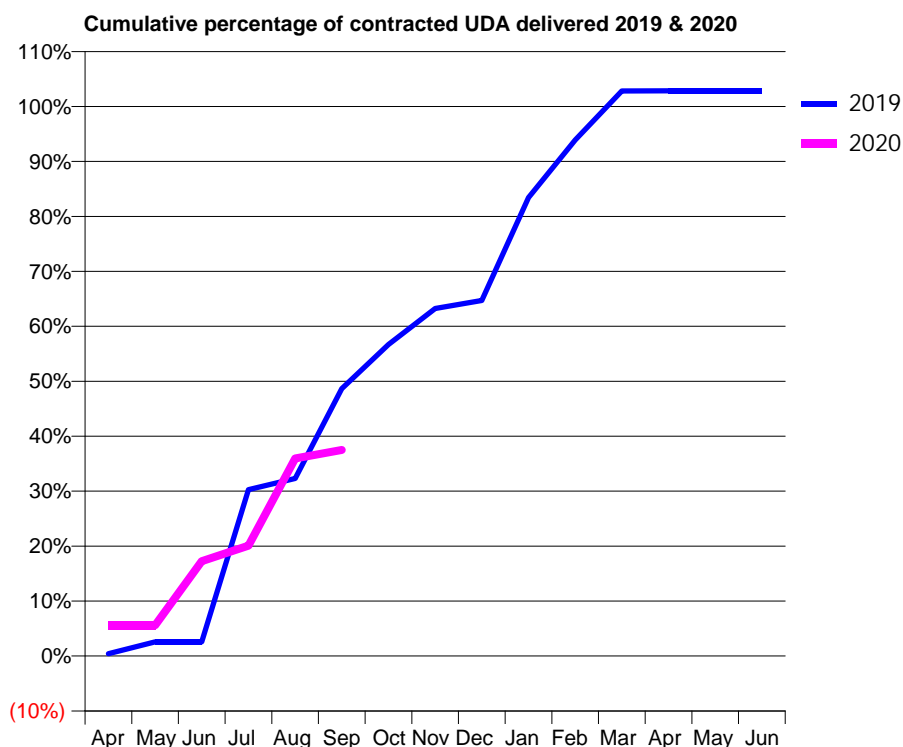
19/20 Contracted general activity (UDA)	13,136
Carry forward general activity (UDA)	-263
19/20 Contracted orthodontic activity (UOA)	0
Carry forward orthodontic activity (UOA)	0
Baseline contract value	£304,023.12

ACCESS*

Patients seen in 24 months	Total	Change since previous quarter
Quarter ending September 2018	4,020	
Quarter ending December 2018	4,104	↑
Quarter ending March 2019	4,187	↑
Quarter ending June 2019	4,127	↓
Quarter ending September 2019	4,059	↓
Variance since September 2018	1.0%	→



ACTIVITY



Month	Adjusted Scheduled Activity (UDA)	
	2019	2020
April	56	738
May	341	738
June	341	2,269
July	3,976	2,638
August	4,245	4,724
September	6,391	4,927
October	7,445	
November	8,309	
December	8,501	
January	10,957	
February	12,334	
March	13,506	
April	13,507	
May	13,507	
June	13,507	

QUALITY

	Quantity	Base Number	Contract	AT	Region	England
% of FP17s for the same patient ID Re-attending within 3 months - Children	39	394	9.9%	11.4%	12.1%	11.5%
% of FP17s for the same patient ID Re-attending within 3 months - Adults	265	1,717	15.4%	14.9%	15.6%	15.4%
% of FP17s for the same patient ID Re-attending between 3 & 9 months - Children	234	394	59.4%	60.1%	61.2%	59.7%
% of FP17s for the same patient ID Re-attending between 3 & 9 months - Adults	1,031	1,717	60.0%	52.8%	54.3%	51.7%
% of FP17s for Band 1 Urgent Courses	96	2,107	4.6%	10.0%	9.1%	9.2%
% of FP17s Relating to Free Repair or Replacements	31	2,107	1.5%	0.9%	0.9%	0.7%
% of FP17s Relating to Continuations	64	2,107	3.0%	0.9%	1.0%	0.8%
% of Patients satisfied with the dentistry they have received	11	11	100.0%	94.2%	94.4%	93.5%
% of Patients satisfied with the time they had to wait for an appointment	8	11	72.7%	85.2%	88.1%	87.4%

* This is based on patients treated on this contract for their most recent course of treatment. Figures in italics indicate the base number of FP17s or Patient Questionnaire responses are less than 100. N/A is shown where the base number of responses is less than 10 during the period. % is calculated as Quantity/Base number*100

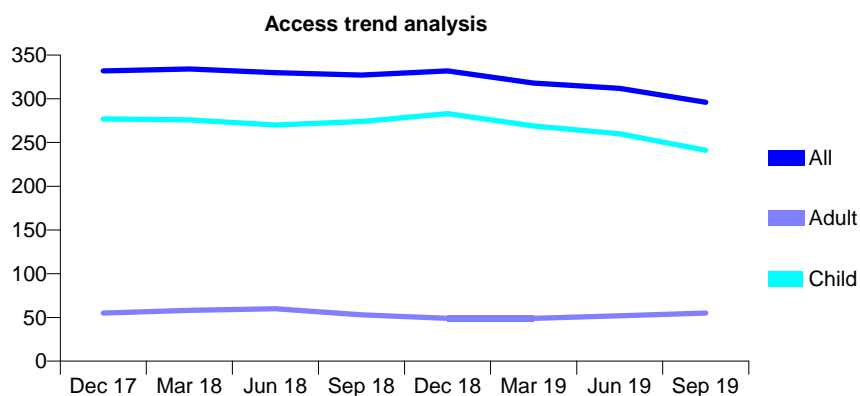
Q47 - Vital Signs At a Glance Contract Report for 123730/0001 - September 2019

Name or company name	J B Jefferies The Dental Surgery Ltd
Contract type name	GDS Contract
Purpose of contract	General
Contract start date	01/04/2010
Contract end date	

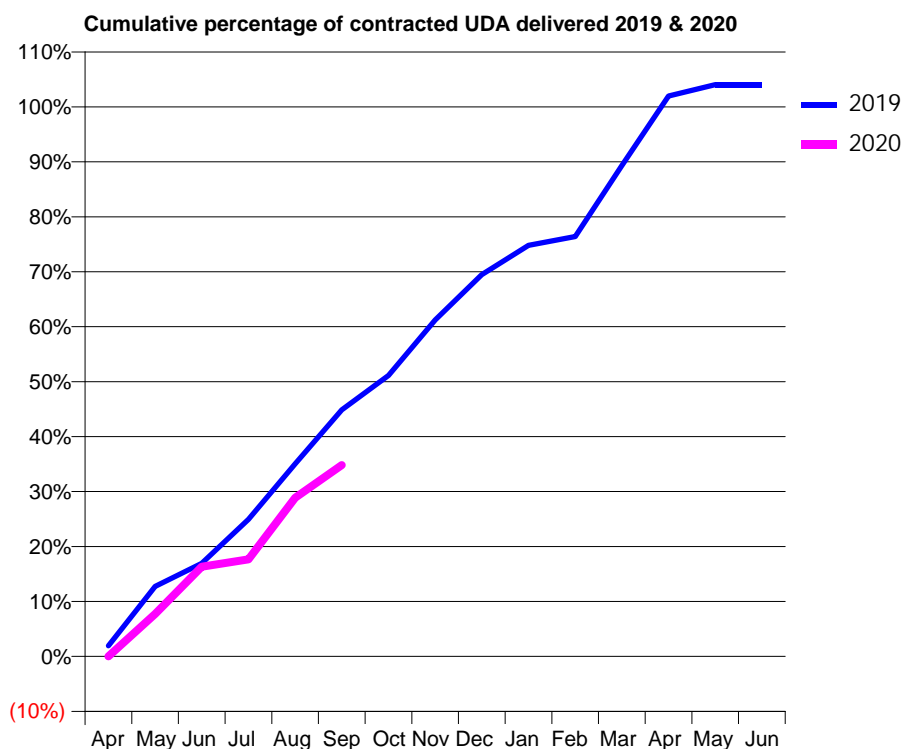
19/20 Contracted general activity (UDA)	815
Carry forward general activity (UDA)	0
19/20 Contracted orthodontic activity (UOA)	0
Carry forward orthodontic activity (UOA)	0
Baseline contract value	£19,946.07

ACCESS*

Patients seen in 24 months	Total	Change since previous quarter
Quarter ending September 2018	327	
Quarter ending December 2018	332	→
Quarter ending March 2019	318	↓
Quarter ending June 2019	312	↓
Quarter ending September 2019	296	↓
Variance since September 2018	(9.5%)	↓



ACTIVITY



Month	Adjusted Scheduled Activity (UDA)	
	2019	2020
April	16	0
May	104	63
June	138	133
July	203	144
August	286	235
September	366	284
October	417	
November	499	
December	566	
January	610	
February	623	
March	728	
April	831	
May	848	
June	848	

QUALITY

	Quantity	Base Number	Contract	AT	Region	England
% of FP17s for the same patient ID Re-attending within 3 months - Children	26	265	9.8%	11.4%	12.1%	11.5%
% of FP17s for the same patient ID Re-attending within 3 months - Adults	0	2	0.0%	14.9%	15.6%	15.4%
% of FP17s for the same patient ID Re-attending between 3 & 9 months - Children	180	265	67.9%	60.1%	61.2%	59.7%
% of FP17s for the same patient ID Re-attending between 3 & 9 months - Adults	0	2	0.0%	52.8%	54.3%	51.7%
% of FP17s for Band 1 Urgent Courses	4	204	2.0%	10.0%	9.1%	9.2%
% of FP17s Relating to Free Repair or Replacements	0	204	0.0%	0.9%	0.9%	0.7%
% of FP17s Relating to Continuations	0	204	0.0%	0.9%	1.0%	0.8%
% of Patients satisfied with the dentistry they have received	0	0	N/A	94.2%	94.4%	93.5%
% of Patients satisfied with the time they had to wait for an appointment	0	0	N/A	85.2%	88.1%	87.4%

* This is based on patients treated on this contract for their most recent course of treatment. Figures in italics indicate the base number of FP17s or Patient Questionnaire responses are less than 100. N/A is shown where the base number of responses is less than 10 during the period. % is calculated as Quantity/Base number*100

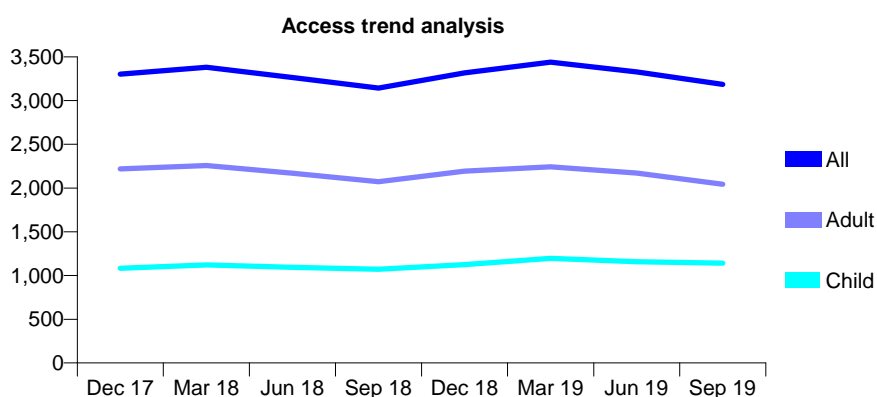
Q47 - Vital Signs At a Glance Contract Report for 123935/0001 - September 2019

Name or company name	The Smile Clinic Ltd
Contract type name	GDS Contract
Purpose of contract	General
Contract start date	01/04/2012
Contract end date	

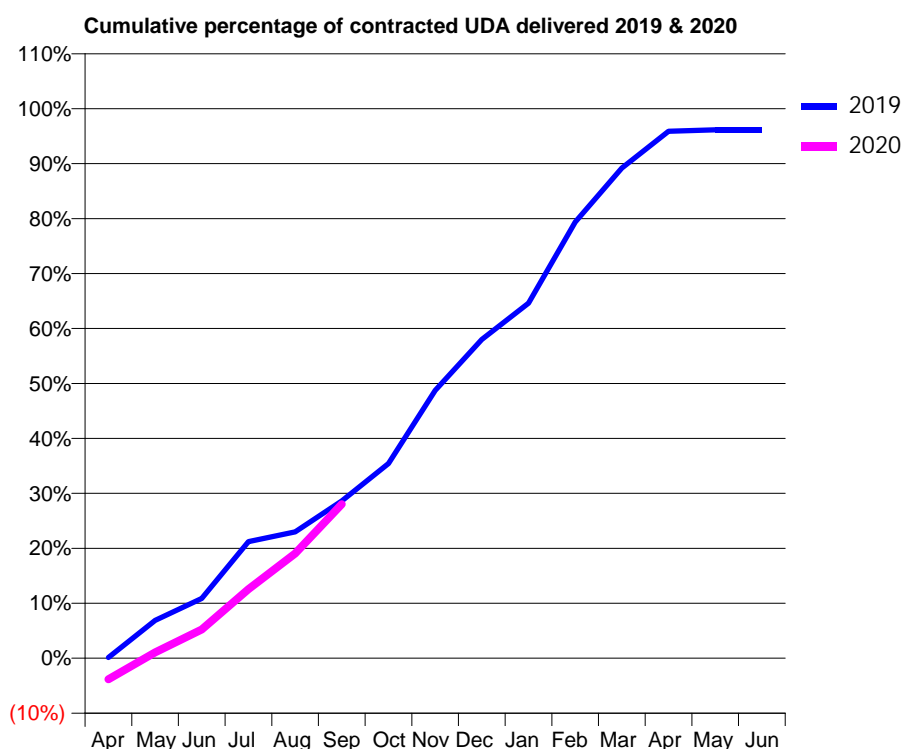
19/20 Contracted general activity (UDA)	12,250
Carry forward general activity (UDA)	472
19/20 Contracted orthodontic activity (UOA)	0
Carry forward orthodontic activity (UOA)	0
Baseline contract value	£281,814.52

ACCESS*

Patients seen in 24 months	Total	Change since previous quarter
Quarter ending September 2018	3,143	
Quarter ending December 2018	3,318	↑
Quarter ending March 2019	3,439	↑
Quarter ending June 2019	3,329	↓
Quarter ending September 2019	3,185	↓
Variance since September 2018	1.3%	→



ACTIVITY



Month	2019	2020
April	16	-472
May	846	128
June	1,334	640
July	2,599	1,541
August	2,816	2,336
September	3,506	3,434
October	4,342	
November	5,971	
December	7,104	
January	7,915	
February	9,722	
March	10,925	
April	11,746	
May	11,778	
June	11,778	

QUALITY

	Quantity	Base Number	Contract	AT	Region	England
% of FP17s for the same patient ID Re-attending within 3 months - Children	34	781	4.4%	11.4%	12.1%	11.5%
% of FP17s for the same patient ID Re-attending within 3 months - Adults	198	1,143	17.3%	14.9%	15.6%	15.4%
% of FP17s for the same patient ID Re-attending between 3 & 9 months - Children	555	781	71.1%	60.1%	61.2%	59.7%
% of FP17s for the same patient ID Re-attending between 3 & 9 months - Adults	663	1,143	58.0%	52.8%	54.3%	51.7%
% of FP17s for Band 1 Urgent Courses	137	1,629	8.4%	10.0%	9.1%	9.2%
% of FP17s Relating to Free Repair or Replacements	14	1,629	0.9%	0.9%	0.9%	0.7%
% of FP17s Relating to Continuations	22	1,629	1.4%	0.9%	1.0%	0.8%
% of Patients satisfied with the dentistry they have received	1	1	N/A	94.2%	94.4%	93.5%
% of Patients satisfied with the time they had to wait for an appointment	1	1	N/A	85.2%	88.1%	87.4%

* This is based on patients treated on this contract for their most recent course of treatment.

Figures in italics indicate the base number of FP17s or Patient Questionnaire responses are less than 100. N/A is shown where the base number of responses is less than 10 during the period. % is calculated as Quantity/Base number*100

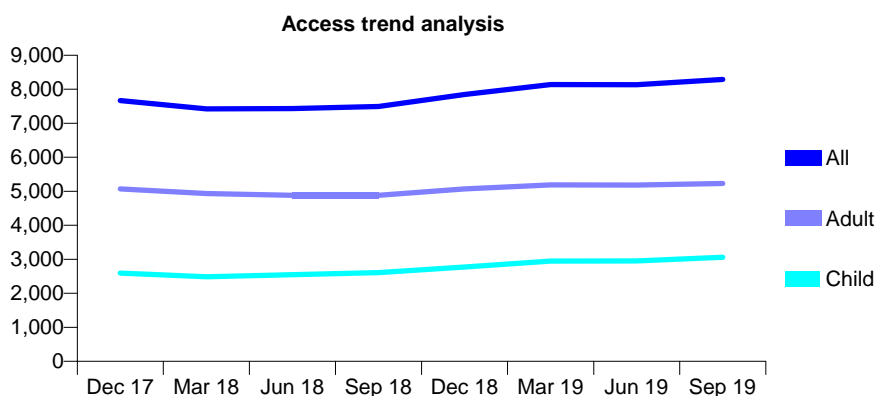
Q47 - Vital Signs At a Glance Contract Report for 125652/0001 - September 2019

Name or company name	Park House Dental Practice
Contract type name	GDS Contract
Purpose of contract	General
Contract start date	01/04/2014
Contract end date	

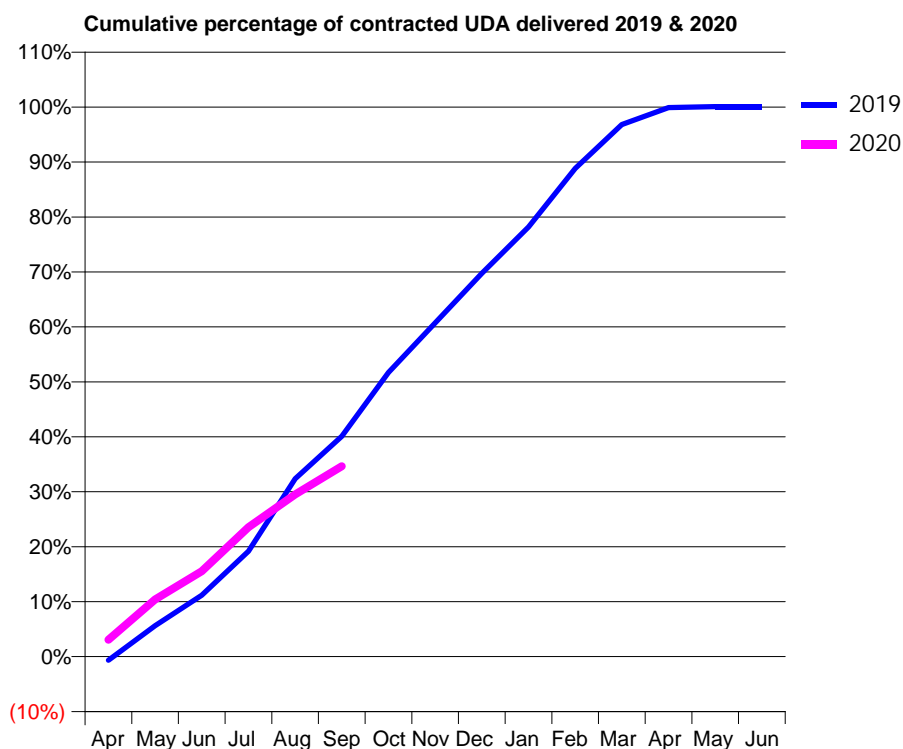
19/20 Contracted general activity (UDA)	26,477
Carry forward general activity (UDA)	0
19/20 Contracted orthodontic activity (UOA)	0
Carry forward orthodontic activity (UOA)	0
Baseline contract value	£690,866.64

ACCESS*

Patients seen in 24 months	Total	Change since previous quarter
Quarter ending September 2018	7,491	
Quarter ending December 2018	7,844	↑
Quarter ending March 2019	8,138	↑
Quarter ending June 2019	8,135	→
Quarter ending September 2019	8,289	→
Variance since September 2018	10.7%	↑



ACTIVITY



Month	Adjusted Scheduled Activity (UDA)	
	2019	2020
April	-168	810
May	1,408	2,759
June	2,792	4,117
July	4,798	6,235
August	8,092	7,816
September	10,016	9,172
October	12,923	
November	15,182	
December	17,431	
January	19,541	
February	22,208	
March	24,204	
April	24,974	
May	25,019	
June	25,023	

QUALITY

	Quantity	Base Number	Contract	AT	Region	England
% of FP17s for the same patient ID Re-attending within 3 months - Children	640	3,496	18.3%	11.4%	12.1%	11.5%
% of FP17s for the same patient ID Re-attending within 3 months - Adults	316	2,142	14.8%	14.9%	15.6%	15.4%
% of FP17s for the same patient ID Re-attending between 3 & 9 months - Children	2,183	3,496	62.4%	60.1%	61.2%	59.7%
% of FP17s for the same patient ID Re-attending between 3 & 9 months - Adults	1,060	2,142	49.5%	52.8%	54.3%	51.7%
% of FP17s for Band 1 Urgent Courses	164	5,031	3.3%	10.0%	9.1%	9.2%
% of FP17s Relating to Free Repair or Replacements	6	5,031	0.1%	0.9%	0.9%	0.7%
% of FP17s Relating to Continuations	7	5,031	0.1%	0.9%	1.0%	0.8%
% of Patients satisfied with the dentistry they have received	2	2	N/A	94.2%	94.4%	93.5%
% of Patients satisfied with the time they had to wait for an appointment	2	2	N/A	85.2%	88.1%	87.4%

* This is based on patients treated on this contract for their most recent course of treatment. Figures in italics indicate the base number of FP17s or Patient Questionnaire responses are less than 100. N/A is shown where the base number of responses is less than 10 during the period. % is calculated as Quantity/Base number*100

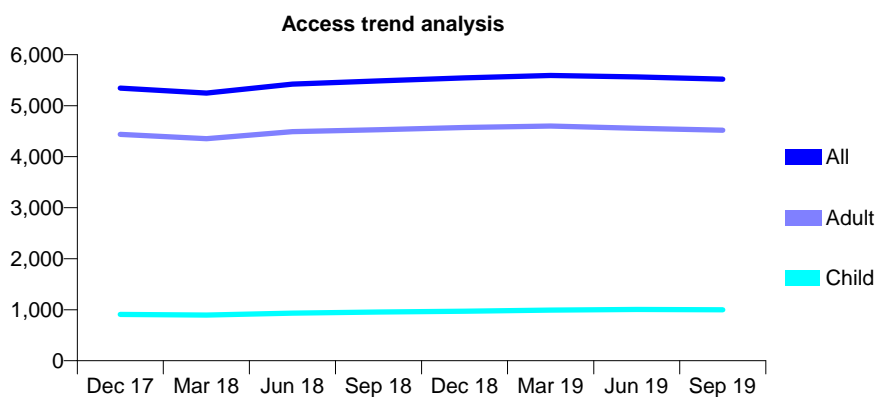
Q47 - Vital Signs At a Glance Contract Report for 125989/0001 - September 2019

Name or company name	Cottage Dental Practice
Contract type name	GDS Contract
Purpose of contract	General
Contract start date	01/04/2013
Contract end date	

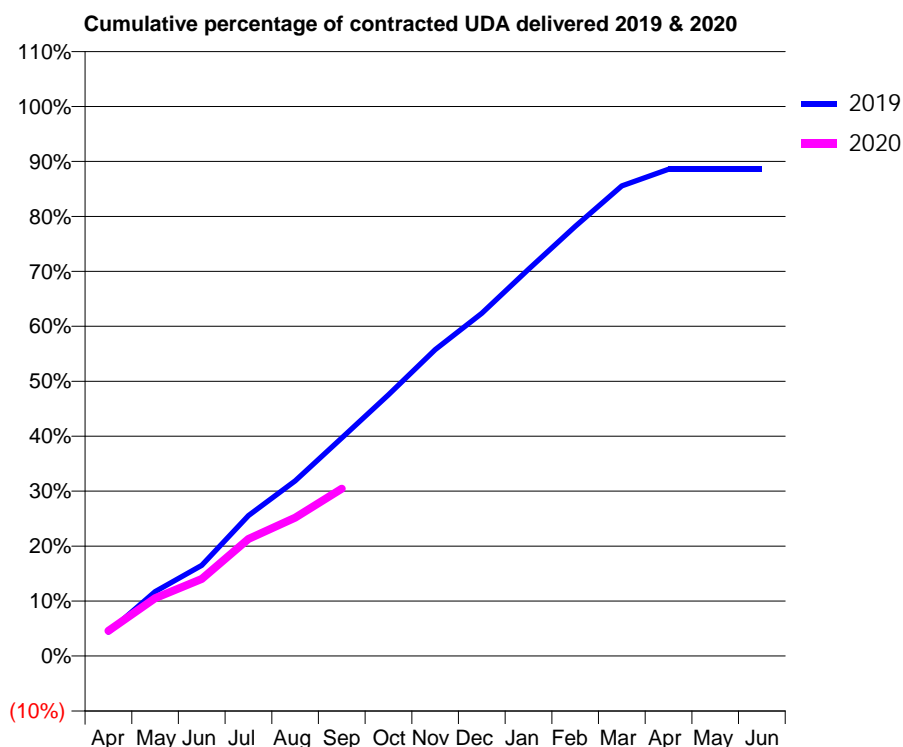
19/20 Contracted general activity (UDA)	18,141
Carry forward general activity (UDA)	0
19/20 Contracted orthodontic activity (UOA)	0
Carry forward orthodontic activity (UOA)	0
Baseline contract value	£470,305.10

ACCESS*

Patients seen in 24 months	Total	Change since previous quarter
Quarter ending September 2018	5,485	
Quarter ending December 2018	5,544	→
Quarter ending March 2019	5,592	→
Quarter ending June 2019	5,564	→
Quarter ending September 2019	5,519	→
Variance since September 2018	0.6%	→



ACTIVITY



Month	Adjusted Scheduled Activity (UDA)	
	2019	2020
April	789	835
May	2,131	1,913
June	2,995	2,549
July	4,638	3,867
August	5,783	4,565
September	7,199	5,522
October	8,628	
November	10,116	
December	11,311	
January	12,769	
February	14,183	
March	15,519	
April	16,070	
May	16,072	
June	16,072	

QUALITY

	Quantity	Base Number	Contract	AT	Region	England
% of FP17s for the same patient ID Re-attending within 3 months - Children	50	729	6.9%	11.4%	12.1%	11.5%
% of FP17s for the same patient ID Re-attending within 3 months - Adults	296	2,806	10.5%	14.9%	15.6%	15.4%
% of FP17s for the same patient ID Re-attending between 3 & 9 months - Children	475	729	65.2%	60.1%	61.2%	59.7%
% of FP17s for the same patient ID Re-attending between 3 & 9 months - Adults	1,820	2,806	64.9%	52.8%	54.3%	51.7%
% of FP17s for Band 1 Urgent Courses	233	3,252	7.2%	10.0%	9.1%	9.2%
% of FP17s Relating to Free Repair or Replacements	23	3,252	0.7%	0.9%	0.9%	0.7%
% of FP17s Relating to Continuations	49	3,252	1.5%	0.9%	1.0%	0.8%
% of Patients satisfied with the dentistry they have received	2	3	N/A	94.2%	94.4%	93.5%
% of Patients satisfied with the time they had to wait for an appointment	2	3	N/A	85.2%	88.1%	87.4%

* This is based on patients treated on this contract for their most recent course of treatment. Figures in italics indicate the base number of FP17s or Patient Questionnaire responses are less than 100. N/A is shown where the base number of responses is less than 10 during the period. % is calculated as Quantity/Base number*100

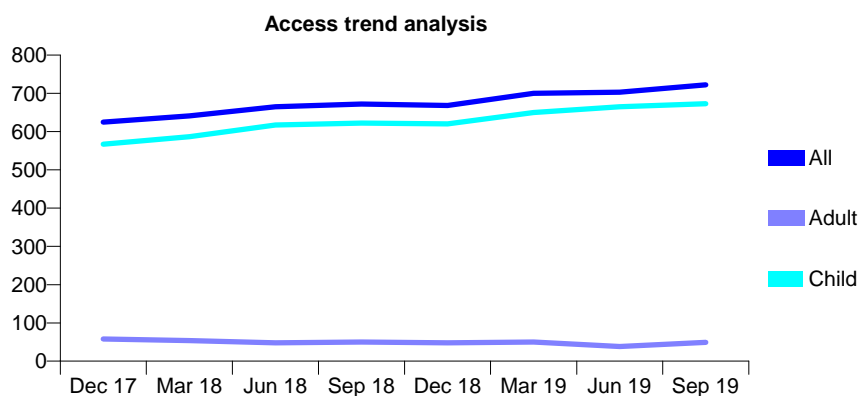
Q47 - Vital Signs At a Glance Contract Report for 126152/0001 - September 2019

Name or company name	Debra Jones
Contract type name	GDS Contract
Purpose of contract	General
Contract start date	01/04/2011
Contract end date	

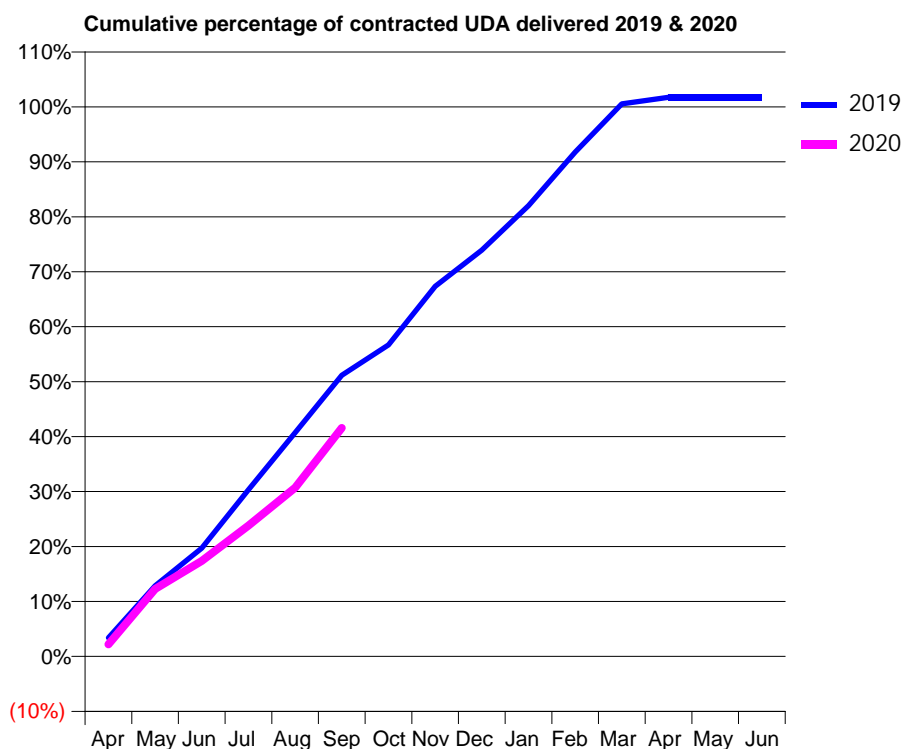
19/20 Contracted general activity (UDA)	2,000
Carry forward general activity (UDA)	-35
19/20 Contracted orthodontic activity (UOA)	0
Carry forward orthodontic activity (UOA)	0
Baseline contract value	£44,868.59

ACCESS*

Patients seen in 24 months	Total	Change since previous quarter
Quarter ending September 2018	672	
Quarter ending December 2018	668	→
Quarter ending March 2019	700	↑
Quarter ending June 2019	703	→
Quarter ending September 2019	722	↑
Variance since September 2018	7.4%	↑



ACTIVITY



Month	2019	2020
April	68	44
May	257	245
June	394	347
July	607	476
August	815	614
September	1,023	831
October	1,134	
November	1,347	
December	1,478	
January	1,641	
February	1,836	
March	2,011	
April	2,035	
May	2,035	
June	2,035	

QUALITY

	Quantity	Base Number	Contract	AT	Region	England
% of FP17s for the same patient ID Re-attending within 3 months - Children	66	560	11.8%	11.4%	12.1%	11.5%
% of FP17s for the same patient ID Re-attending within 3 months - Adults	0	0	N/A	14.9%	15.6%	15.4%
% of FP17s for the same patient ID Re-attending between 3 & 9 months - Children	370	560	66.1%	60.1%	61.2%	59.7%
% of FP17s for the same patient ID Re-attending between 3 & 9 months - Adults	0	0	N/A	52.8%	54.3%	51.7%
% of FP17s for Band 1 Urgent Courses	2	543	0.4%	10.0%	9.1%	9.2%
% of FP17s Relating to Free Repair or Replacements	0	543	0.0%	0.9%	0.9%	0.7%
% of FP17s Relating to Continuations	10	543	1.8%	0.9%	1.0%	0.8%
% of Patients satisfied with the dentistry they have received	0	0	N/A	94.2%	94.4%	93.5%
% of Patients satisfied with the time they had to wait for an appointment	0	0	N/A	85.2%	88.1%	87.4%

* This is based on patients treated on this contract for their most recent course of treatment. Figures in italics indicate the base number of FP17s or Patient Questionnaire responses are less than 100. N/A is shown where the base number of responses is less than 10 during the period. % is calculated as Quantity/Base number*100

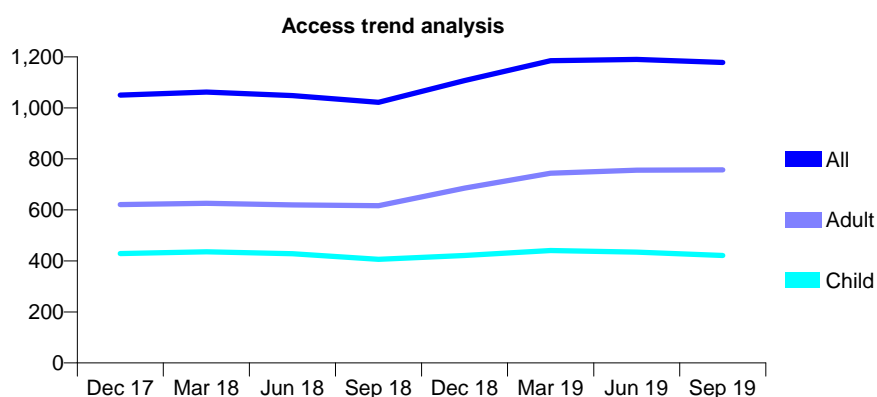
Q47 - Vital Signs At a Glance Contract Report for 126691/0001 - September 2019

Name or company name	Diamond Smiles Dental Partners
Contract type name	GDS Contract
Purpose of contract	General and Orthodontic
Contract start date	01/07/2009
Contract end date	

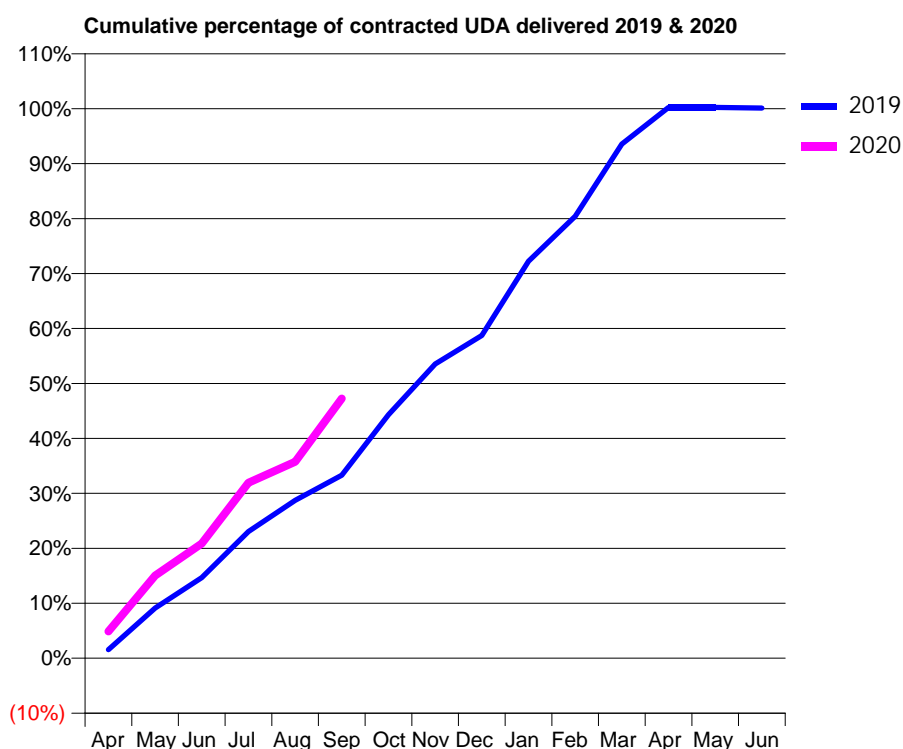
19/20 Contracted general activity (UDA)	3,299
Carry forward general activity (UDA)	0
19/20 Contracted orthodontic activity (UOA)	438
Carry forward orthodontic activity (UOA)	0
Baseline contract value	£108,666.58

ACCESS*

Patients seen in 24 months	Total	Change since previous quarter
Quarter ending September 2018	1,022	
Quarter ending December 2018	1,107	↑
Quarter ending March 2019	1,185	↑
Quarter ending June 2019	1,190	→
Quarter ending September 2019	1,178	↓
Variance since September 2018	15.3%	↑



ACTIVITY



Month	2019	2020
April	52	162
May	301	496
June	484	689
July	761	1,053
August	947	1,179
September	1,099	1,559
October	1,461	
November	1,767	
December	1,937	
January	2,383	
February	2,653	
March	3,086	
April	3,307	
May	3,306	
June	3,303	

QUALITY

	Quantity	Base Number	Contract	AT	Region	England
% of FP17s for the same patient ID Re-attending within 3 months - Children	33	310	10.6%	11.4%	12.1%	11.5%
% of FP17s for the same patient ID Re-attending within 3 months - Adults	79	486	16.3%	14.9%	15.6%	15.4%
% of FP17s for the same patient ID Re-attending between 3 & 9 months - Children	188	310	60.6%	60.1%	61.2%	59.7%
% of FP17s for the same patient ID Re-attending between 3 & 9 months - Adults	278	486	57.2%	52.8%	54.3%	51.7%
% of FP17s for Band 1 Urgent Courses	55	702	7.8%	10.0%	9.1%	9.2%
% of FP17s Relating to Free Repair or Replacements	15	702	2.1%	0.9%	0.9%	0.7%
% of FP17s Relating to Continuations	0	702	0.0%	0.9%	1.0%	0.8%
% of Patients satisfied with the dentistry they have received	1	1	N/A	94.2%	94.4%	93.5%
% of Patients satisfied with the time they had to wait for an appointment	1	1	N/A	85.2%	88.1%	87.4%

* This is based on patients treated on this contract for their most recent course of treatment.

Figures in italics indicate the base number of FP17s or Patient Questionnaire responses are less than 100. N/A is shown where the base number of responses is less than 10 during the period. % is calculated as Quantity/Base number*100

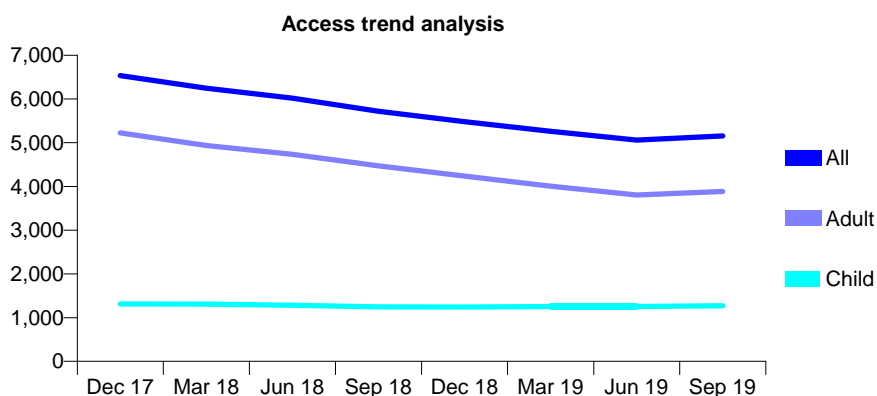
Q47 - Vital Signs At a Glance Contract Report for 127345/0001 - September 2019

Name or company name	Red Rose Dental
Contract type name	GDS Contract
Purpose of contract	General
Contract start date	01/09/2010
Contract end date	

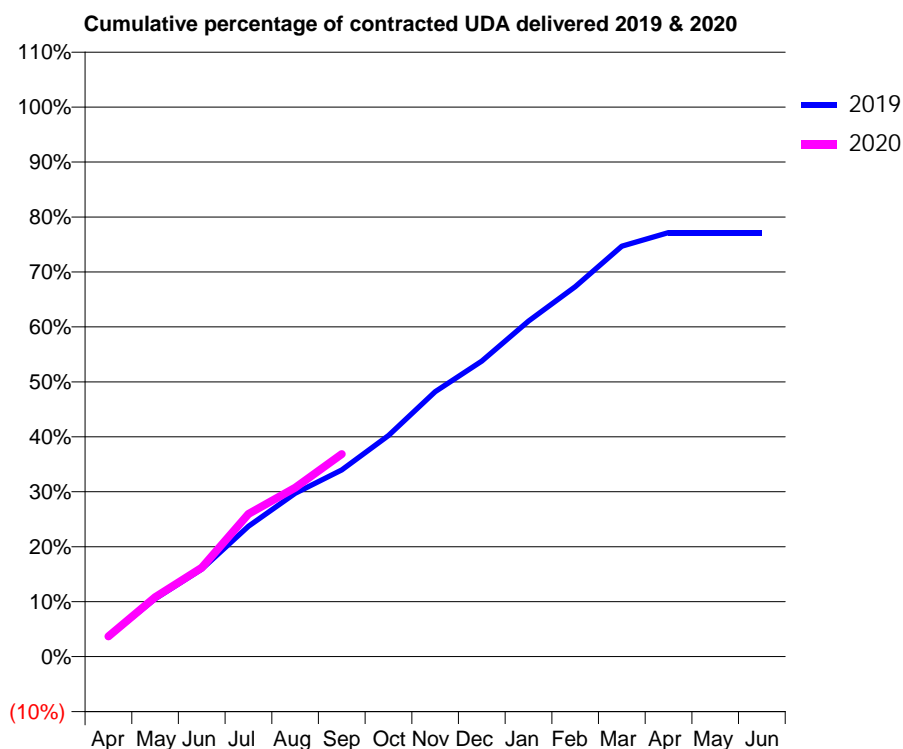
19/20 Contracted general activity (UDA)	17,301
Carry forward general activity (UDA)	0
19/20 Contracted orthodontic activity (UOA)	0
Carry forward orthodontic activity (UOA)	0
Baseline contract value	£481,789.42

ACCESS*

Patients seen in 24 months	Total	Change since previous quarter
Quarter ending September 2018	5,716	
Quarter ending December 2018	5,480	↓
Quarter ending March 2019	5,260	↓
Quarter ending June 2019	5,059	↓
Quarter ending September 2019	5,156	→
Variance since September 2018	(9.8%)	↓



ACTIVITY



Month	Adjusted Scheduled Activity (UDA)	
	2019	2020
April	622	636
May	1,826	1,870
June	2,755	2,796
July	4,105	4,493
August	5,141	5,315
September	5,875	6,376
October	6,959	
November	8,342	
December	9,305	
January	10,564	
February	11,648	
March	12,919	
April	13,347	
May	13,350	
June	13,350	

QUALITY

	Quantity	Base Number	Contract	AT	Region	England
% of FP17s for the same patient ID Re-attending within 3 months - Children	61	927	6.6%	11.4%	12.1%	11.5%
% of FP17s for the same patient ID Re-attending within 3 months - Adults	328	2,847	11.5%	14.9%	15.6%	15.4%
% of FP17s for the same patient ID Re-attending between 3 & 9 months - Children	546	927	58.9%	60.1%	61.2%	59.7%
% of FP17s for the same patient ID Re-attending between 3 & 9 months - Adults	1,661	2,847	58.3%	52.8%	54.3%	51.7%
% of FP17s for Band 1 Urgent Courses	275	3,539	7.8%	10.0%	9.1%	9.2%
% of FP17s Relating to Free Repair or Replacements	11	3,539	0.3%	0.9%	0.9%	0.7%
% of FP17s Relating to Continuations	31	3,539	0.9%	0.9%	1.0%	0.8%
% of Patients satisfied with the dentistry they have received	2	2	N/A	94.2%	94.4%	93.5%
% of Patients satisfied with the time they had to wait for an appointment	2	2	N/A	85.2%	88.1%	87.4%

* This is based on patients treated on this contract for their most recent course of treatment. Figures in italics indicate the base number of FP17s or Patient Questionnaire responses are less than 100. N/A is shown where the base number of responses is less than 10 during the period. % is calculated as Quantity/Base number*100

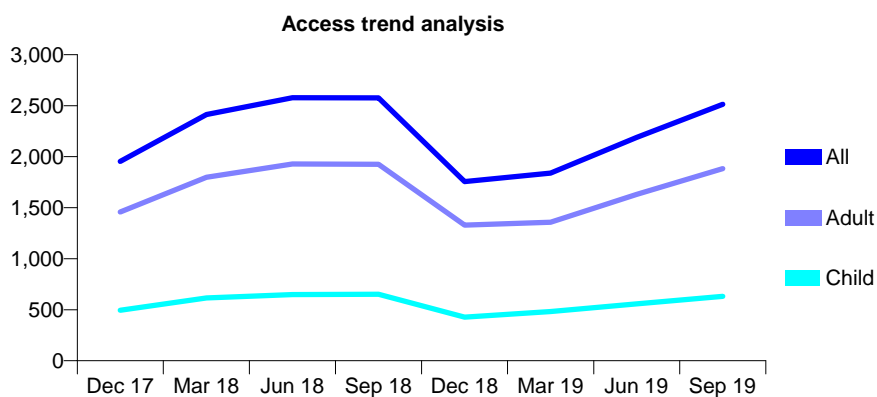
Q47 - Vital Signs At a Glance Contract Report for 129003/0001 - September 2019

Name or company name	Mr Assim Ghaffoor
Contract type name	GDS Contract
Purpose of contract	General
Contract start date	01/04/2015
Contract end date	

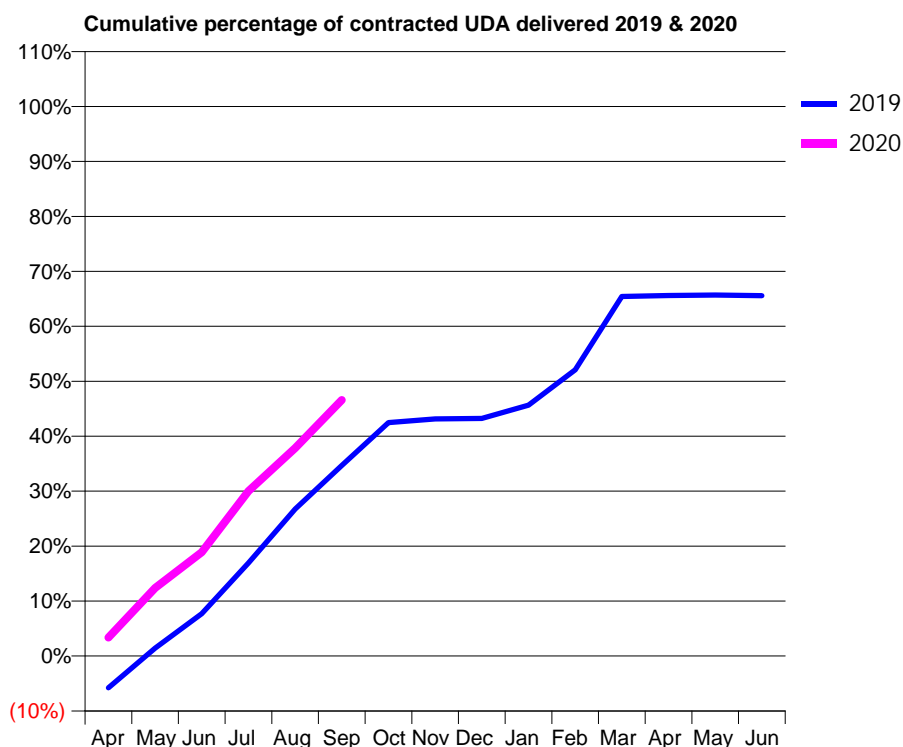
19/20 Contracted general activity (UDA)	8,874
Carry forward general activity (UDA)	0
19/20 Contracted orthodontic activity (UOA)	0
Carry forward orthodontic activity (UOA)	0
Baseline contract value	£170,865.07

ACCESS*

Patients seen in 24 months	Total	Change since previous quarter
Quarter ending September 2018	2,577	
Quarter ending December 2018	1,756	↓
Quarter ending March 2019	1,839	↑
Quarter ending June 2019	2,189	↑
Quarter ending September 2019	2,515	↑
Variance since September 2018	(2.4%)	↓



ACTIVITY



Month	Adjusted Scheduled Activity (UDA)	
	2019	2020
April	-514	299
May	127	1,099
June	684	1,676
July	1,502	2,662
August	2,375	3,358
September	3,077	4,134
October	3,770	
November	3,827	
December	3,836	
January	4,051	
February	4,623	
March	5,807	
April	5,822	
May	5,828	
June	5,818	

QUALITY

	Quantity	Base Number	Contract	AT	Region	England
% of FP17s for the same patient ID Re-attending within 3 months - Children	50	648	7.7%	11.4%	12.1%	11.5%
% of FP17s for the same patient ID Re-attending within 3 months - Adults	157	1,768	8.9%	14.9%	15.6%	15.4%
% of FP17s for the same patient ID Re-attending between 3 & 9 months - Children	232	648	35.8%	60.1%	61.2%	59.7%
% of FP17s for the same patient ID Re-attending between 3 & 9 months - Adults	568	1,768	32.1%	52.8%	54.3%	51.7%
% of FP17s for Band 1 Urgent Courses	117	2,410	4.9%	10.0%	9.1%	9.2%
% of FP17s Relating to Free Repair or Replacements	16	2,410	0.7%	0.9%	0.9%	0.7%
% of FP17s Relating to Continuations	6	2,410	0.2%	0.9%	1.0%	0.8%
% of Patients satisfied with the dentistry they have received	1	1	N/A	94.2%	94.4%	93.5%
% of Patients satisfied with the time they had to wait for an appointment	1	1	N/A	85.2%	88.1%	87.4%

* This is based on patients treated on this contract for their most recent course of treatment. Figures in italics indicate the base number of FP17s or Patient Questionnaire responses are less than 100. N/A is shown where the base number of responses is less than 10 during the period. % is calculated as Quantity/Base number*100

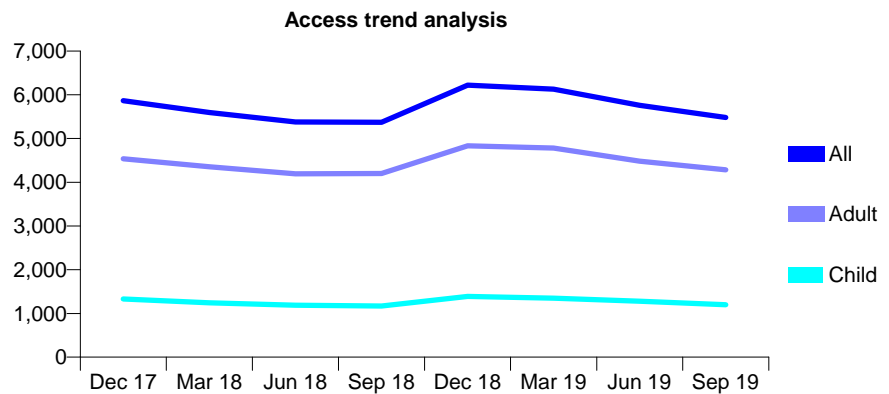
Q47 - Vital Signs At a Glance Contract Report for 129003/0002 - September 2019

Name or company name	Mr Assim Ghaffoor
Contract type name	GDS Contract
Purpose of contract	General
Contract start date	01/04/2015
Contract end date	

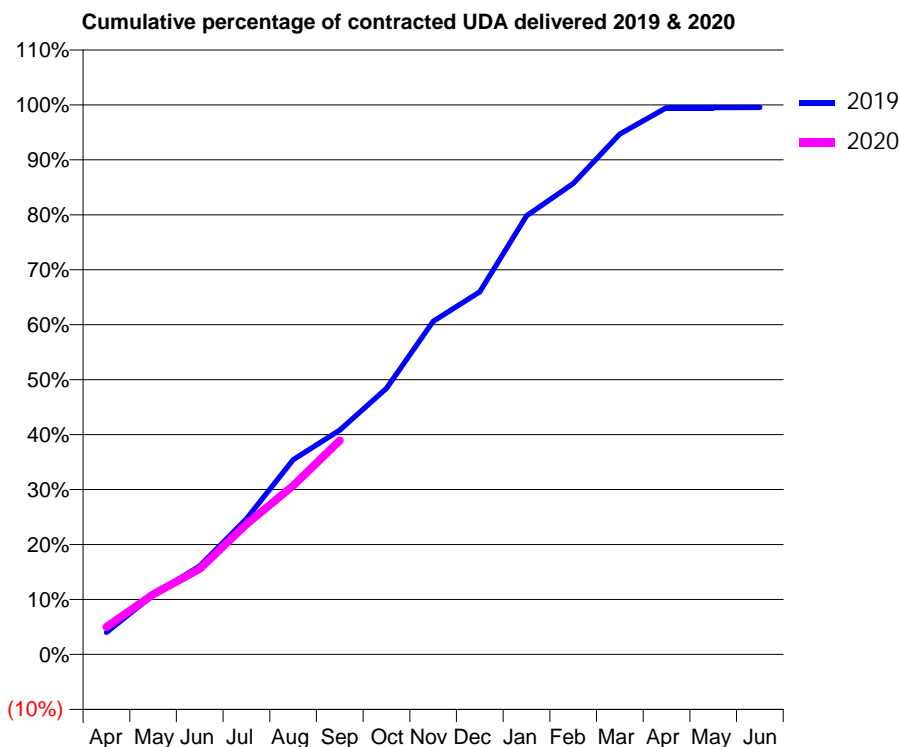
19/20 Contracted general activity (UDA)	19,250
Carry forward general activity (UDA)	0
19/20 Contracted orthodontic activity (UOA)	0
Carry forward orthodontic activity (UOA)	0
Baseline contract value	£440,520.21

ACCESS*

Patients seen in 24 months	Total	Change since previous quarter
Quarter ending September 2018	5,369	
Quarter ending December 2018	6,222	↑
Quarter ending March 2019	6,129	↓
Quarter ending June 2019	5,760	↓
Quarter ending September 2019	5,480	↓
Variance since September 2018	2.1%	↑



ACTIVITY



Month	Adjusted Scheduled Activity (UDA)	
	2019	2020
April	771	966
May	2,080	2,106
June	3,100	2,998
July	4,754	4,560
August	6,819	5,914
September	7,860	7,492
October	9,320	
November	11,669	
December	12,700	
January	15,362	
February	16,499	
March	18,228	
April	19,154	
May	19,151	
June	19,158	

QUALITY

	Quantity	Base Number	Contract	AT	Region	England
% of FP17s for the same patient ID Re-attending within 3 months - Children	84	1,174	7.2%	11.4%	12.1%	11.5%
% of FP17s for the same patient ID Re-attending within 3 months - Adults	341	3,754	9.1%	14.9%	15.6%	15.4%
% of FP17s for the same patient ID Re-attending between 3 & 9 months - Children	759	1,174	64.7%	60.1%	61.2%	59.7%
% of FP17s for the same patient ID Re-attending between 3 & 9 months - Adults	2,420	3,754	64.5%	52.8%	54.3%	51.7%
% of FP17s for Band 1 Urgent Courses	238	4,468	5.3%	10.0%	9.1%	9.2%
% of FP17s Relating to Free Repair or Replacements	40	4,468	0.9%	0.9%	0.9%	0.7%
% of FP17s Relating to Continuations	24	4,468	0.5%	0.9%	1.0%	0.8%
% of Patients satisfied with the dentistry they have received	3	3	N/A	94.2%	94.4%	93.5%
% of Patients satisfied with the time they had to wait for an appointment	3	3	N/A	85.2%	88.1%	87.4%

* This is based on patients treated on this contract for their most recent course of treatment. Figures in italics indicate the base number of FP17s or Patient Questionnaire responses are less than 100. N/A is shown where the base number of responses is less than 10 during the period. % is calculated as Quantity/Base number*100

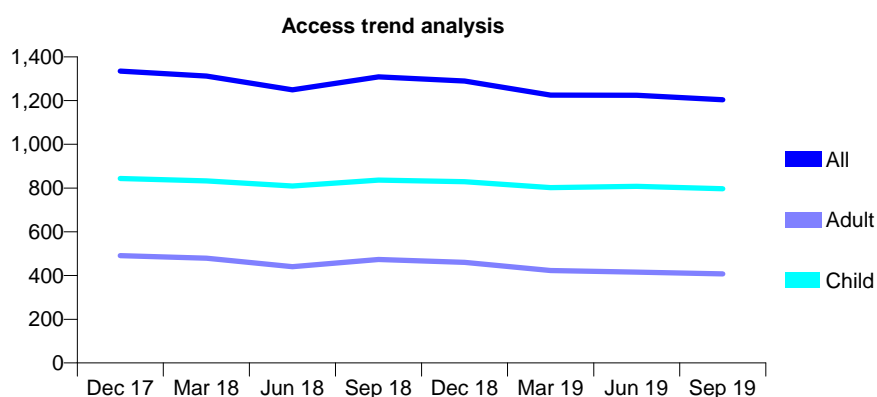
Q47 - Vital Signs At a Glance Contract Report for 129593/0002 - September 2019

Name or company name	Horn Hill Care Services Limited
Contract type name	GDS Contract
Purpose of contract	General and Orthodontic
Contract start date	01/08/2012
Contract end date	

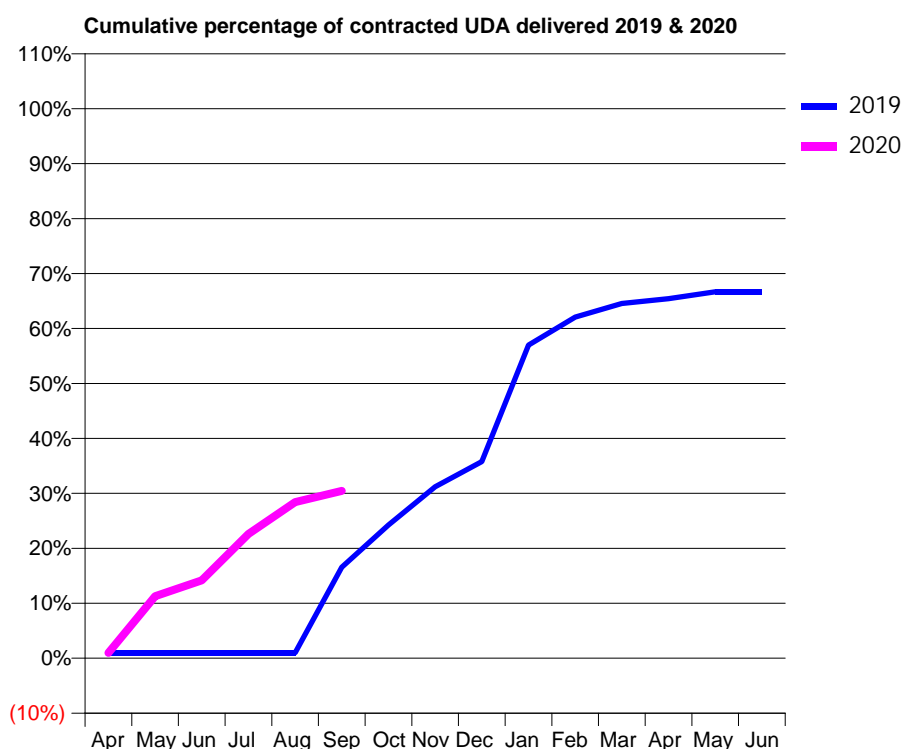
19/20 Contracted general activity (UDA)	5,064
Carry forward general activity (UDA)	0
19/20 Contracted orthodontic activity (UOA)	0
Carry forward orthodontic activity (UOA)	0
Baseline contract value	£150,172.66

ACCESS*

Patients seen in 24 months	Total	Change since previous quarter
Quarter ending September 2018	1,309	
Quarter ending December 2018	1,289	↓
Quarter ending March 2019	1,225	↓
Quarter ending June 2019	1,224	→
Quarter ending September 2019	1,204	↓
Variance since September 2018	(8.0%)	↓



ACTIVITY



Month	2019	2020
April	51	49
May	51	572
June	51	718
July	51	1,145
August	51	1,439
September	839	1,542
October	1,229	
November	1,580	
December	1,812	
January	2,884	
February	3,145	
March	3,269	
April	3,312	
May	3,376	
June	3,376	

QUALITY

	Quantity	Base Number	Contract	AT	Region	England
% of FP17s for the same patient ID Re-attending within 3 months - Children	55	738	7.5%	11.4%	12.1%	11.5%
% of FP17s for the same patient ID Re-attending within 3 months - Adults	41	283	14.5%	14.9%	15.6%	15.4%
% of FP17s for the same patient ID Re-attending between 3 & 9 months - Children	464	738	62.9%	60.1%	61.2%	59.7%
% of FP17s for the same patient ID Re-attending between 3 & 9 months - Adults	176	283	62.2%	52.8%	54.3%	51.7%
% of FP17s for Band 1 Urgent Courses	68	955	7.1%	10.0%	9.1%	9.2%
% of FP17s Relating to Free Repair or Replacements	0	955	0.0%	0.9%	0.9%	0.7%
% of FP17s Relating to Continuations	1	955	0.1%	0.9%	1.0%	0.8%
% of Patients satisfied with the dentistry they have received	0	0	N/A	94.2%	94.4%	93.5%
% of Patients satisfied with the time they had to wait for an appointment	0	0	N/A	85.2%	88.1%	87.4%

* This is based on patients treated on this contract for their most recent course of treatment.

Figures in italics indicate the base number of FP17s or Patient Questionnaire responses are less than 100. N/A is shown where the base number of responses is less than 10 during the period. % is calculated as Quantity/Base number*100

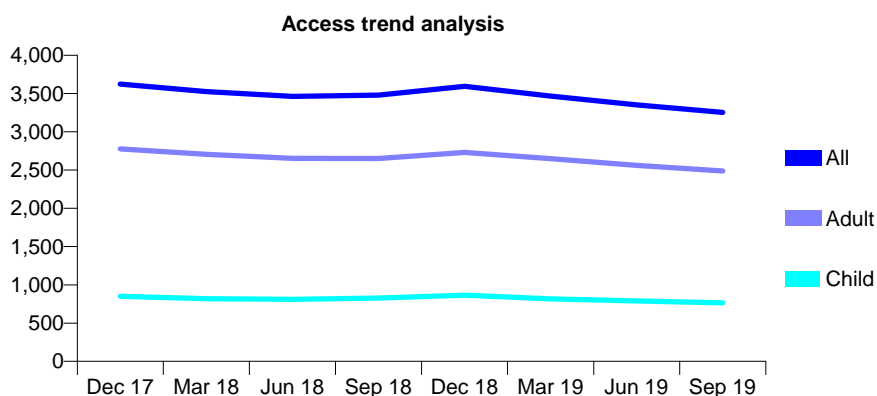
Q47 - Vital Signs At a Glance Contract Report for 129623/0002 - September 2019

Name or company name	Diamond Dental Care
Contract type name	GDS Contract
Purpose of contract	General
Contract start date	01/12/2013
Contract end date	

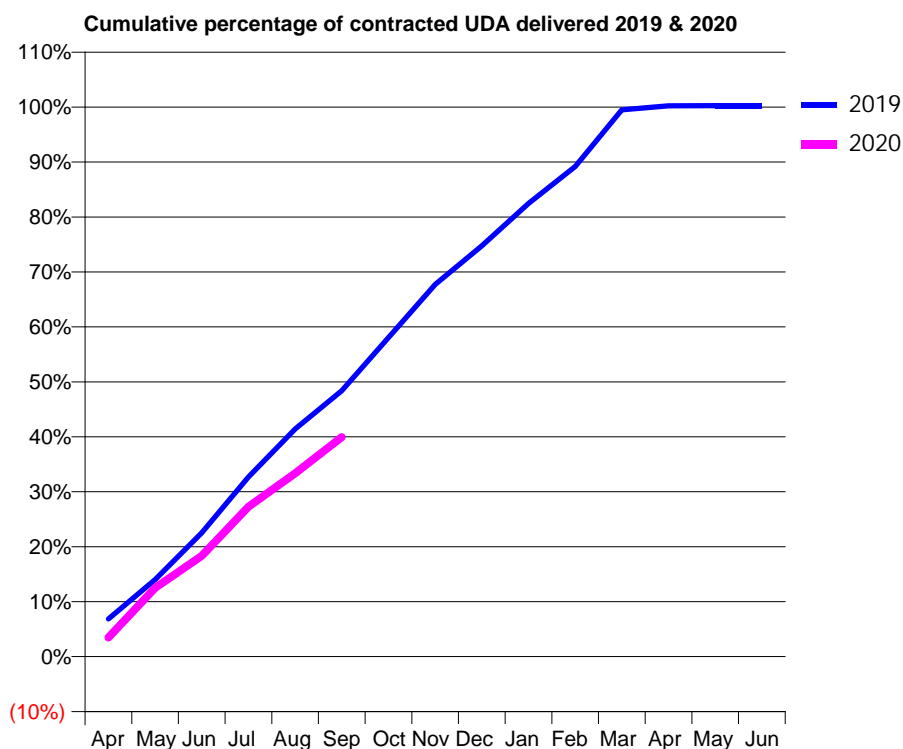
19/20 Contracted general activity (UDA)	10,465
Carry forward general activity (UDA)	0
19/20 Contracted orthodontic activity (UOA)	0
Carry forward orthodontic activity (UOA)	0
Baseline contract value	£232,354.95

ACCESS*

Patients seen in 24 months	Total	Change since previous quarter
Quarter ending September 2018	3,479	
Quarter ending December 2018	3,595	↑
Quarter ending March 2019	3,466	↓
Quarter ending June 2019	3,351	↓
Quarter ending September 2019	3,253	↓
Variance since September 2018	(6.5%)	↓



ACTIVITY



Month	Adjusted Scheduled Activity (UDA)	
	2019	2020
April	718	364
May	1,466	1,310
June	2,357	1,918
July	3,421	2,853
August	4,336	3,491
September	5,063	4,182
October	6,075	
November	7,086	
December	7,823	
January	8,631	
February	9,335	
March	10,410	
April	10,490	
May	10,493	
June	10,493	

QUALITY

	Quantity	Base Number	Contract	AT	Region	England
% of FP17s for the same patient ID Re-attending within 3 months - Children	48	619	7.8%	11.4%	12.1%	11.5%
% of FP17s for the same patient ID Re-attending within 3 months - Adults	257	1,809	14.2%	14.9%	15.6%	15.4%
% of FP17s for the same patient ID Re-attending between 3 & 9 months - Children	430	619	69.5%	60.1%	61.2%	59.7%
% of FP17s for the same patient ID Re-attending between 3 & 9 months - Adults	1,247	1,809	68.9%	52.8%	54.3%	51.7%
% of FP17s for Band 1 Urgent Courses	162	2,409	6.7%	10.0%	9.1%	9.2%
% of FP17s Relating to Free Repair or Replacements	20	2,409	0.8%	0.9%	0.9%	0.7%
% of FP17s Relating to Continuations	41	2,409	1.7%	0.9%	1.0%	0.8%
% of Patients satisfied with the dentistry they have received	2	3	N/A	94.2%	94.4%	93.5%
% of Patients satisfied with the time they had to wait for an appointment	2	3	N/A	85.2%	88.1%	87.4%

* This is based on patients treated on this contract for their most recent course of treatment. Figures in italics indicate the base number of FP17s or Patient Questionnaire responses are less than 100. N/A is shown where the base number of responses is less than 10 during the period. % is calculated as Quantity/Base number*100

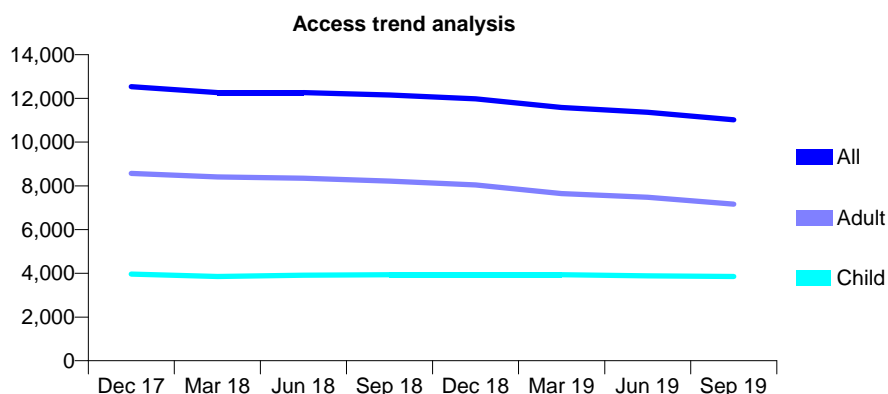
Q47 - Vital Signs At a Glance Contract Report for 131423/0001 - September 2019

Name or company name	Railway Road Dental Practice Partnership
Contract type name	GDS Contract
Purpose of contract	General
Contract start date	01/04/2010
Contract end date	

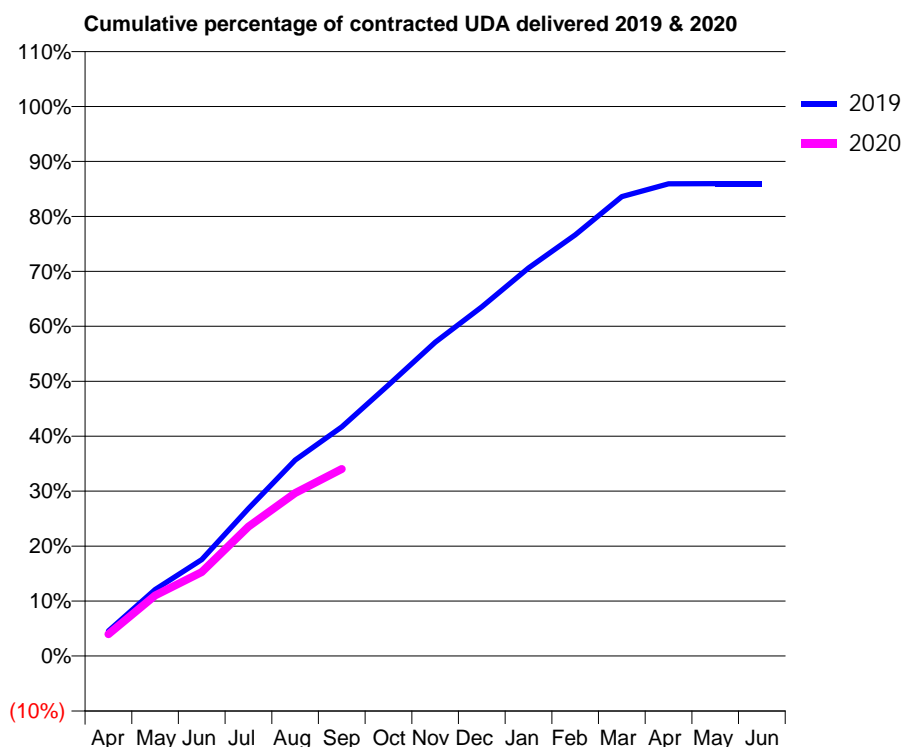
19/20 Contracted general activity (UDA)	39,500
Carry forward general activity (UDA)	0
19/20 Contracted orthodontic activity (UOA)	0
Carry forward orthodontic activity (UOA)	0
Baseline contract value	£1,151,063.92

ACCESS*

Patients seen in 24 months	Total	Change since previous quarter
Quarter ending September 2018	12,152	
Quarter ending December 2018	11,976	↓
Quarter ending March 2019	11,584	↓
Quarter ending June 2019	11,359	↓
Quarter ending September 2019	11,017	↓
Variance since September 2018	(9.3%)	↓



ACTIVITY



Month	Adjusted Scheduled Activity (UDA)	
	2019	2020
April	1,797	1,566
May	4,779	4,360
June	6,939	6,032
July	10,597	9,304
August	14,081	11,720
September	16,459	13,447
October	19,479	
November	22,547	
December	25,092	
January	27,885	
February	30,269	
March	33,016	
April	33,942	
May	33,945	
June	33,946	

QUALITY

	Quantity	Base Number	Contract	AT	Region	England
% of FP17s for the same patient ID Re-attending within 3 months - Children	124	2,367	5.2%	11.4%	12.1%	11.5%
% of FP17s for the same patient ID Re-attending within 3 months - Adults	408	3,689	11.1%	14.9%	15.6%	15.4%
% of FP17s for the same patient ID Re-attending between 3 & 9 months - Children	1,292	2,367	54.6%	60.1%	61.2%	59.7%
% of FP17s for the same patient ID Re-attending between 3 & 9 months - Adults	1,927	3,689	52.2%	52.8%	54.3%	51.7%
% of FP17s for Band 1 Urgent Courses	340	5,722	5.9%	10.0%	9.1%	9.2%
% of FP17s Relating to Free Repair or Replacements	30	5,722	0.5%	0.9%	0.9%	0.7%
% of FP17s Relating to Continuations	47	5,722	0.8%	0.9%	1.0%	0.8%
% of Patients satisfied with the dentistry they have received	2	2	N/A	94.2%	94.4%	93.5%
% of Patients satisfied with the time they had to wait for an appointment	2	2	N/A	85.2%	88.1%	87.4%

* This is based on patients treated on this contract for their most recent course of treatment. Figures in italics indicate the base number of FP17s or Patient Questionnaire responses are less than 100. N/A is shown where the base number of responses is less than 10 during the period. % is calculated as Quantity/Base number*100

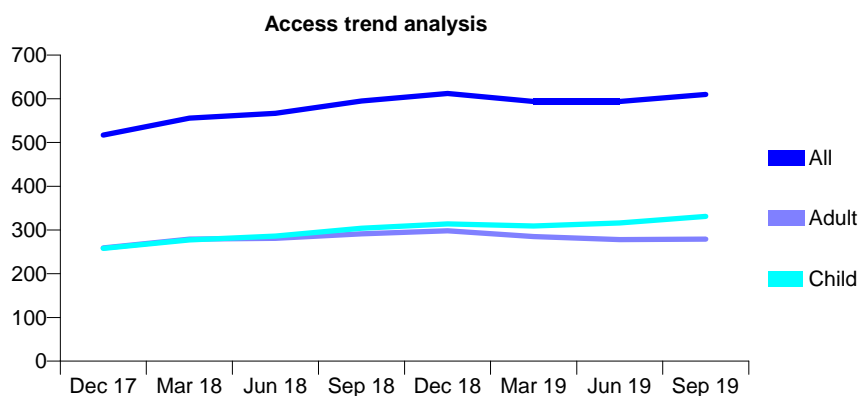
Q47 - Vital Signs At a Glance Contract Report for 131555/0001 - September 2019

Name or company name	Station House Dental Practice
Contract type name	GDS Contract
Purpose of contract	General
Contract start date	07/02/2011
Contract end date	

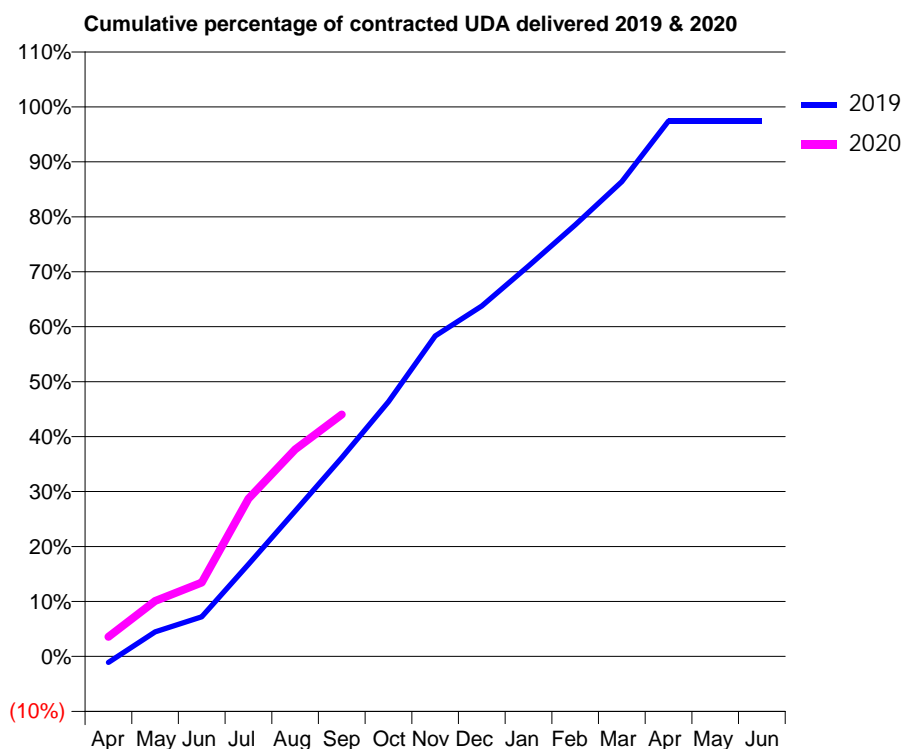
19/20 Contracted general activity (UDA)	1,600
Carry forward general activity (UDA)	0
19/20 Contracted orthodontic activity (UOA)	0
Carry forward orthodontic activity (UOA)	0
Baseline contract value	£41,114.06

ACCESS*

Patients seen in 24 months	Total	Change since previous quarter
Quarter ending September 2018	595	
Quarter ending December 2018	612	↑
Quarter ending March 2019	594	↓
Quarter ending June 2019	594	→
Quarter ending September 2019	610	↑
Variance since September 2018	2.5%	↑



ACTIVITY



Month	2019	2020
April	-18	57
May	72	161
June	115	215
July	268	459
August	424	603
September	579	705
October	742	
November	933	
December	1,020	
January	1,137	
February	1,256	
March	1,382	
April	1,559	
May	1,559	
June	1,559	

QUALITY

	Quantity	Base Number	Contract	AT	Region	England
% of FP17s for the same patient ID Re-attending within 3 months - Children	34	257	13.2%	11.4%	12.1%	11.5%
% of FP17s for the same patient ID Re-attending within 3 months - Adults	42	206	20.4%	14.9%	15.6%	15.4%
% of FP17s for the same patient ID Re-attending between 3 & 9 months - Children	144	257	56.0%	60.1%	61.2%	59.7%
% of FP17s for the same patient ID Re-attending between 3 & 9 months - Adults	124	206	60.2%	52.8%	54.3%	51.7%
% of FP17s for Band 1 Urgent Courses	38	405	9.4%	10.0%	9.1%	9.2%
% of FP17s Relating to Free Repair or Replacements	0	405	0.0%	0.9%	0.9%	0.7%
% of FP17s Relating to Continuations	1	405	0.2%	0.9%	1.0%	0.8%
% of Patients satisfied with the dentistry they have received	0	0	N/A	94.2%	94.4%	93.5%
% of Patients satisfied with the time they had to wait for an appointment	0	0	N/A	85.2%	88.1%	87.4%

* This is based on patients treated on this contract for their most recent course of treatment. Figures in italics indicate the base number of FP17s or Patient Questionnaire responses are less than 100. N/A is shown where the base number of responses is less than 10 during the period. % is calculated as Quantity/Base number*100

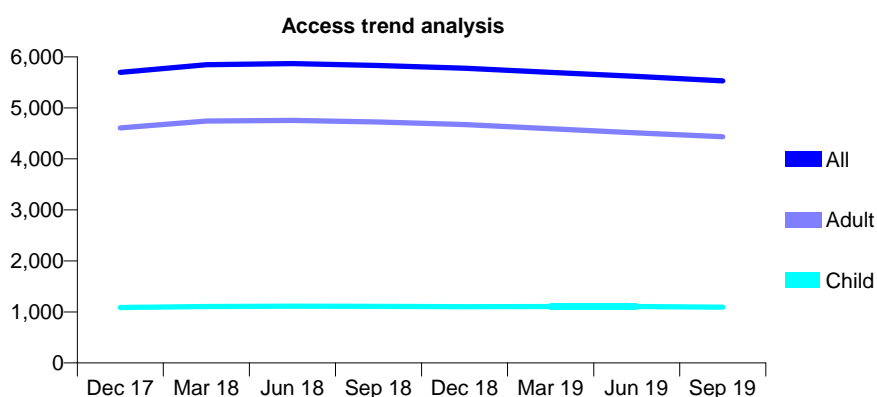
Q47 - Vital Signs At a Glance Contract Report for 133027/0001 - September 2019

Name or company name	Dalton Dental Surgery Partnership
Contract type name	GDS Contract
Purpose of contract	General
Contract start date	01/11/2013
Contract end date	

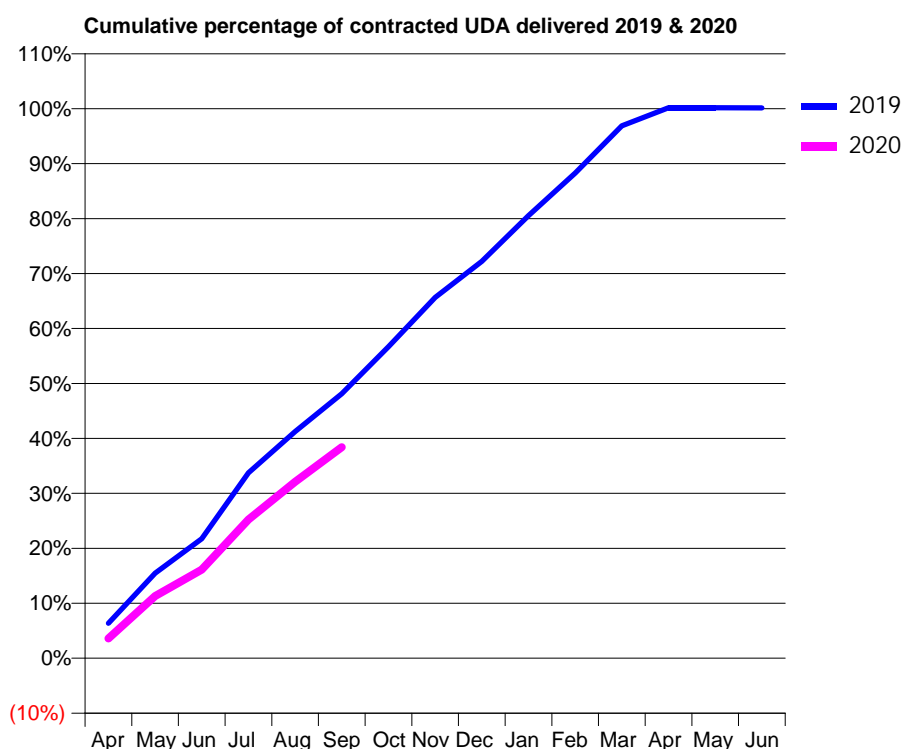
19/20 Contracted general activity (UDA)	16,000
Carry forward general activity (UDA)	0
19/20 Contracted orthodontic activity (UOA)	0
Carry forward orthodontic activity (UOA)	0
Baseline contract value	£455,599.08

ACCESS*

Patients seen in 24 months	Total	Change since previous quarter
Quarter ending September 2018	5,832	
Quarter ending December 2018	5,776	→
Quarter ending March 2019	5,695	↓
Quarter ending June 2019	5,616	↓
Quarter ending September 2019	5,529	↓
Variance since September 2018	(5.2%)	↓



ACTIVITY



Month	2019	2020
April	1,020	577
May	2,478	1,810
June	3,481	2,581
July	5,400	4,039
August	6,601	5,139
September	7,700	6,143
October	9,070	
November	10,505	
December	11,554	
January	12,886	
February	14,124	
March	15,504	
April	16,026	
May	16,024	
June	16,023	

QUALITY

	Quantity	Base Number	Contract	AT	Region	England
% of FP17s for the same patient ID Re-attending within 3 months - Children	25	781	3.2%	11.4%	12.1%	11.5%
% of FP17s for the same patient ID Re-attending within 3 months - Adults	294	3,085	9.5%	14.9%	15.6%	15.4%
% of FP17s for the same patient ID Re-attending between 3 & 9 months - Children	527	781	67.5%	60.1%	61.2%	59.7%
% of FP17s for the same patient ID Re-attending between 3 & 9 months - Adults	1,900	3,085	61.6%	52.8%	54.3%	51.7%
% of FP17s for Band 1 Urgent Courses	310	3,600	8.6%	10.0%	9.1%	9.2%
% of FP17s Relating to Free Repair or Replacements	36	3,600	1.0%	0.9%	0.9%	0.7%
% of FP17s Relating to Continuations	30	3,600	0.8%	0.9%	1.0%	0.8%
% of Patients satisfied with the dentistry they have received	2	2	N/A	94.2%	94.4%	93.5%
% of Patients satisfied with the time they had to wait for an appointment	1	2	N/A	85.2%	88.1%	87.4%

* This is based on patients treated on this contract for their most recent course of treatment.

Figures in italics indicate the base number of FP17s or Patient Questionnaire responses are less than 100. N/A is shown where the base number of responses is less than 10 during the period. % is calculated as Quantity/Base number*100

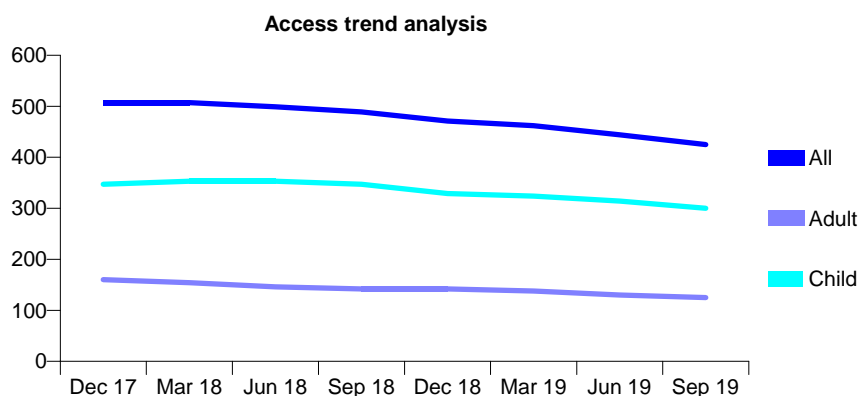
Q47 - Vital Signs At a Glance Contract Report for 134015/0001 - September 2019

Name or company name	Alistair Morgan and Associates Limited
Contract type name	GDS Contract
Purpose of contract	General
Contract start date	01/02/2015
Contract end date	

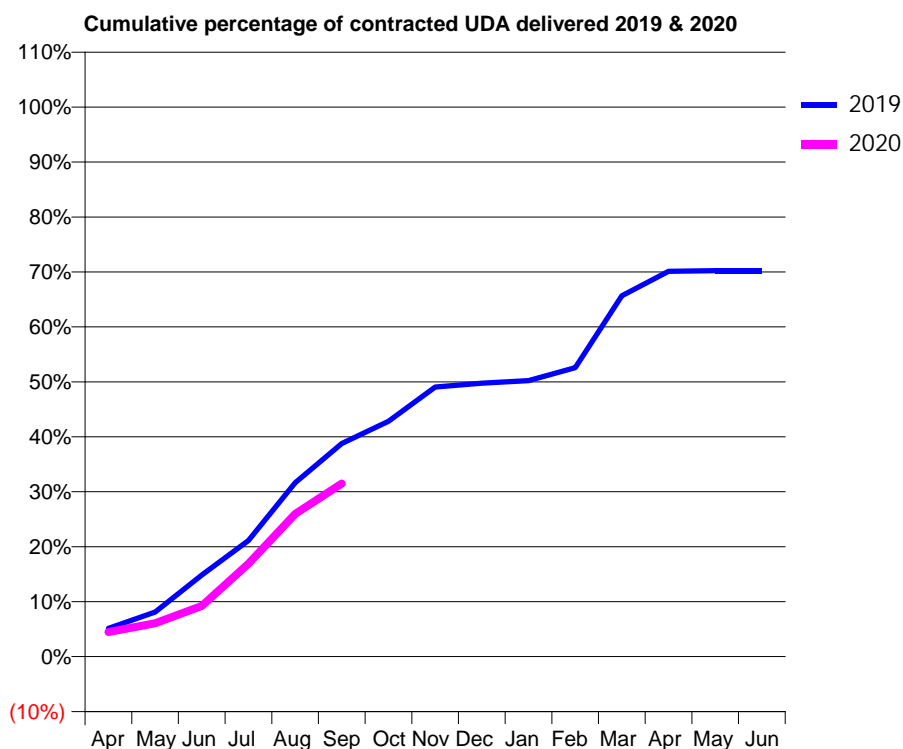
19/20 Contracted general activity (UDA)	1,700
Carry forward general activity (UDA)	0
19/20 Contracted orthodontic activity (UOA)	0
Carry forward orthodontic activity (UOA)	0
Baseline contract value	£44,144.03

ACCESS*

Patients seen in 24 months	Total	Change since previous quarter
Quarter ending September 2018	489	
Quarter ending December 2018	471	↓
Quarter ending March 2019	462	↓
Quarter ending June 2019	444	↓
Quarter ending September 2019	425	↓
Variance since September 2018	(13.1%)	↓



ACTIVITY



Month	Adjusted Scheduled Activity (UDA)	
	2019	2020
April	87	76
May	138	103
June	252	157
July	359	287
August	538	441
September	659	536
October	728	
November	834	
December	846	
January	854	
February	894	
March	1,116	
April	1,192	
May	1,194	
June	1,194	

QUALITY

	Quantity	Base Number	Contract	AT	Region	England
% of FP17s for the same patient ID Re-attending within 3 months - Children	33	345	9.6%	11.4%	12.1%	11.5%
% of FP17s for the same patient ID Re-attending within 3 months - Adults	10	73	13.7%	14.9%	15.6%	15.4%
% of FP17s for the same patient ID Re-attending between 3 & 9 months - Children	259	345	75.1%	60.1%	61.2%	59.7%
% of FP17s for the same patient ID Re-attending between 3 & 9 months - Adults	49	73	67.1%	52.8%	54.3%	51.7%
% of FP17s for Band 1 Urgent Courses	15	358	4.2%	10.0%	9.1%	9.2%
% of FP17s Relating to Free Repair or Replacements	0	358	0.0%	0.9%	0.9%	0.7%
% of FP17s Relating to Continuations	4	358	1.1%	0.9%	1.0%	0.8%
% of Patients satisfied with the dentistry they have received	0	0	N/A	94.2%	94.4%	93.5%
% of Patients satisfied with the time they had to wait for an appointment	0	0	N/A	85.2%	88.1%	87.4%

* This is based on patients treated on this contract for their most recent course of treatment. Figures in italics indicate the base number of FP17s or Patient Questionnaire responses are less than 100. N/A is shown where the base number of responses is less than 10 during the period. % is calculated as Quantity/Base number*100

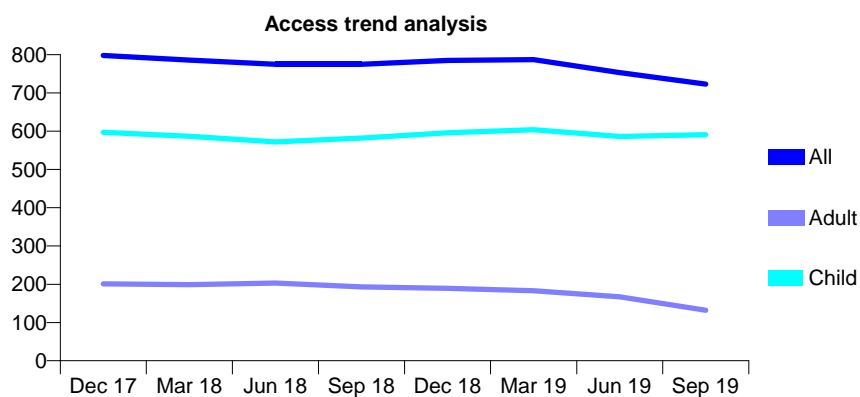
Q47 - Vital Signs At a Glance Contract Report for 134341/0001 - September 2019

Name or company name	The Macfarlane Dental Partnership
Contract type name	GDS Contract
Purpose of contract	General and Orthodontic
Contract start date	01/01/2012
Contract end date	

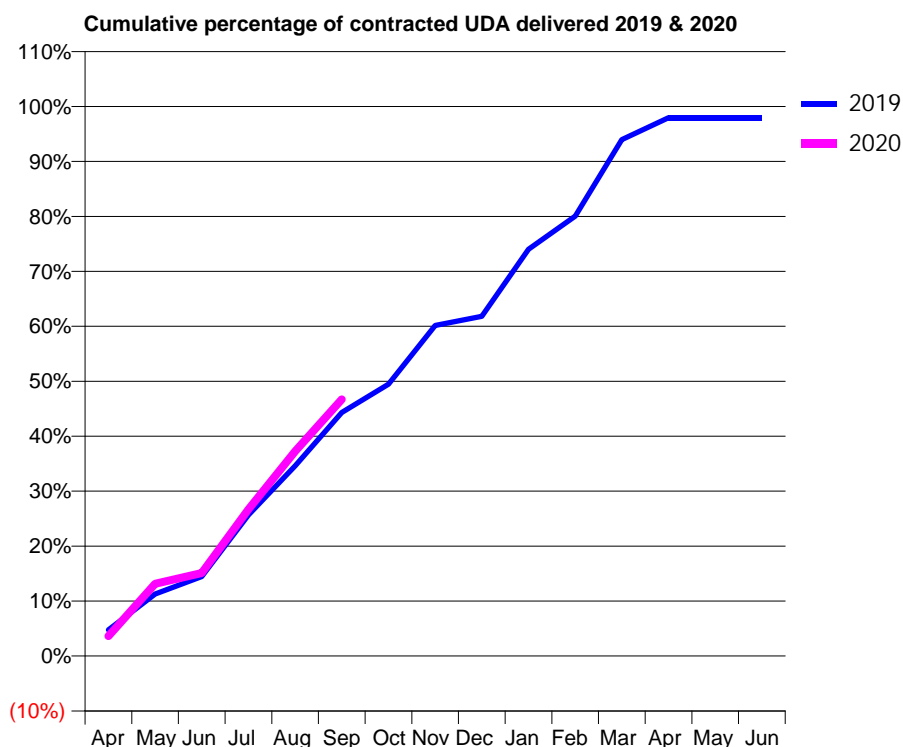
19/20 Contracted general activity (UDA)	1,926
Carry forward general activity (UDA)	39
19/20 Contracted orthodontic activity (UOA)	618
Carry forward orthodontic activity (UOA)	0
Baseline contract value	£97,558.36

ACCESS*

Patients seen in 24 months	Total	Change since previous quarter
Quarter ending September 2018	775	
Quarter ending December 2018	785	→
Quarter ending March 2019	787	→
Quarter ending June 2019	753	↓
Quarter ending September 2019	723	↓
Variance since September 2018	(6.7%)	↓



ACTIVITY



Month	Adjusted Scheduled Activity (UDA)	
	2019	2020
April	92	70
May	218	253
June	278	291
July	494	514
August	667	718
September	854	900
October	953	
November	1,158	
December	1,191	
January	1,425	
February	1,542	
March	1,810	
April	1,887	
May	1,887	
June	1,887	

QUALITY

	Quantity	Base Number	Contract	AT	Region	England
% of FP17s for the same patient ID Re-attending within 3 months - Children	115	642	17.9%	11.4%	12.1%	11.5%
% of FP17s for the same patient ID Re-attending within 3 months - Adults	4	48	8.3%	14.9%	15.6%	15.4%
% of FP17s for the same patient ID Re-attending between 3 & 9 months - Children	406	642	63.2%	60.1%	61.2%	59.7%
% of FP17s for the same patient ID Re-attending between 3 & 9 months - Adults	35	48	72.9%	52.8%	54.3%	51.7%
% of FP17s for Band 1 Urgent Courses	58	624	9.3%	10.0%	9.1%	9.2%
% of FP17s Relating to Free Repair or Replacements	0	624	0.0%	0.9%	0.9%	0.7%
% of FP17s Relating to Continuations	10	624	1.6%	0.9%	1.0%	0.8%
% of Patients satisfied with the dentistry they have received	0	0	N/A	94.2%	94.4%	93.5%
% of Patients satisfied with the time they had to wait for an appointment	0	0	N/A	85.2%	88.1%	87.4%

* This is based on patients treated on this contract for their most recent course of treatment. Figures in italics indicate the base number of FP17s or Patient Questionnaire responses are less than 100. N/A is shown where the base number of responses is less than 10 during the period. % is calculated as Quantity/Base number*100

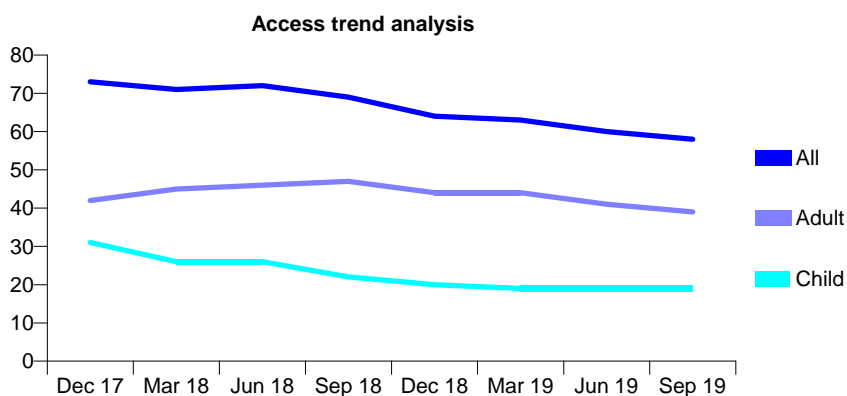
Q47 - Vital Signs At a Glance Contract Report for 135836/0001 - September 2019

Name or company name	N M Ward Associates Ltd
Contract type name	GDS Contract
Purpose of contract	General
Contract start date	01/12/2015
Contract end date	

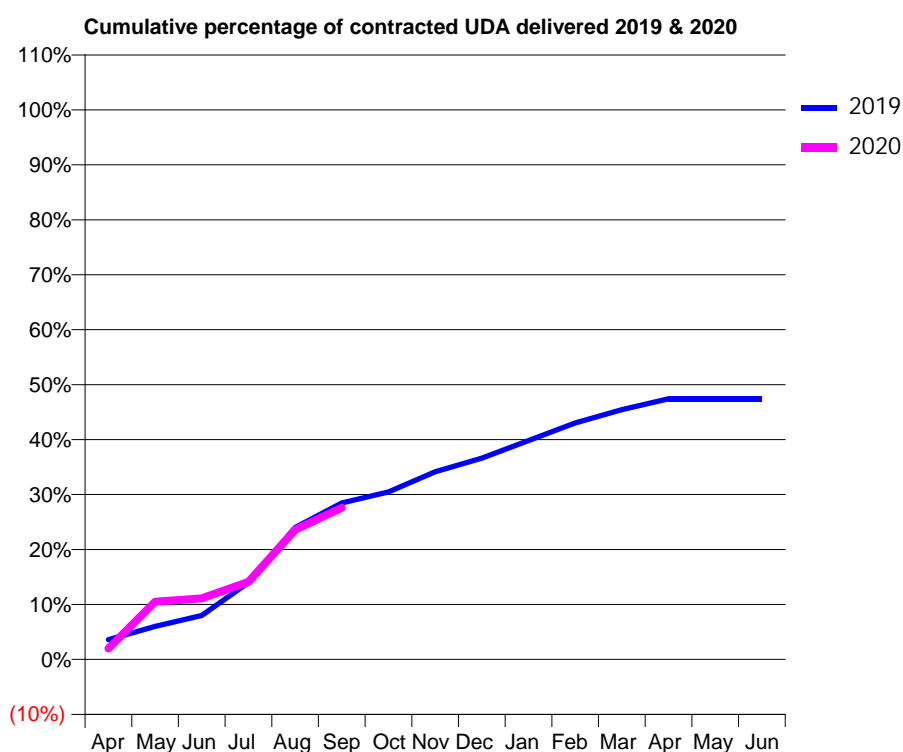
19/20 Contracted general activity (UDA)	200
Carry forward general activity (UDA)	0
19/20 Contracted orthodontic activity (UOA)	0
Carry forward orthodontic activity (UOA)	0
Baseline contract value	£6,432.47

ACCESS*

Patients seen in 24 months	Total	Change since previous quarter
Quarter ending September 2018	69	
Quarter ending December 2018	64	↓
Quarter ending March 2019	63	↓
Quarter ending June 2019	60	↓
Quarter ending September 2019	58	↓
Variance since September 2018	(15.9%)	↓



ACTIVITY



Month	Adjusted Scheduled Activity (UDA)	
	2019	2020
April	9	4
May	15	21
June	20	22
July	35	28
August	60	47
September	71	55
October	76	
November	85	
December	92	
January	100	
February	108	
March	114	
April	119	
May	119	
June	119	

QUALITY

	Quantity	Base Number	Contract	AT	Region	England
% of FP17s for the same patient ID Re-attending within 3 months - Children	1	18	5.6%	11.4%	12.1%	11.5%
% of FP17s for the same patient ID Re-attending within 3 months - Adults	1	31	3.2%	14.9%	15.6%	15.4%
% of FP17s for the same patient ID Re-attending between 3 & 9 months - Children	12	18	66.7%	60.1%	61.2%	59.7%
% of FP17s for the same patient ID Re-attending between 3 & 9 months - Adults	20	31	64.5%	52.8%	54.3%	51.7%
% of FP17s for Band 1 Urgent Courses	1	45	2.2%	10.0%	9.1%	9.2%
% of FP17s Relating to Free Repair or Replacements	0	45	0.0%	0.9%	0.9%	0.7%
% of FP17s Relating to Continuations	0	45	0.0%	0.9%	1.0%	0.8%
% of Patients satisfied with the dentistry they have received	0	0	N/A	94.2%	94.4%	93.5%
% of Patients satisfied with the time they had to wait for an appointment	0	0	N/A	85.2%	88.1%	87.4%

* This is based on patients treated on this contract for their most recent course of treatment. Figures in italics indicate the base number of FP17s or Patient Questionnaire responses are less than 100. N/A is shown where the base number of responses is less than 10 during the period. % is calculated as Quantity/Base number*100

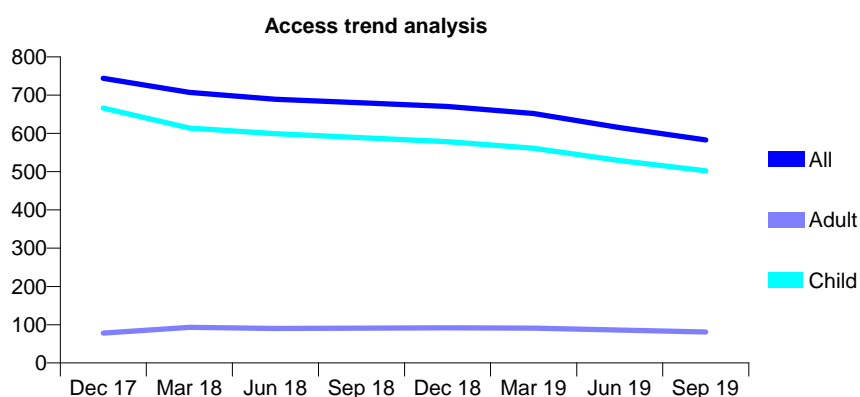
Q47 - Vital Signs At a Glance Contract Report for 137162/0001 - September 2019

Name or company name	Oakland Family Dental Practice
Contract type name	GDS Contract
Purpose of contract	General and Orthodontic
Contract start date	01/04/2014
Contract end date	

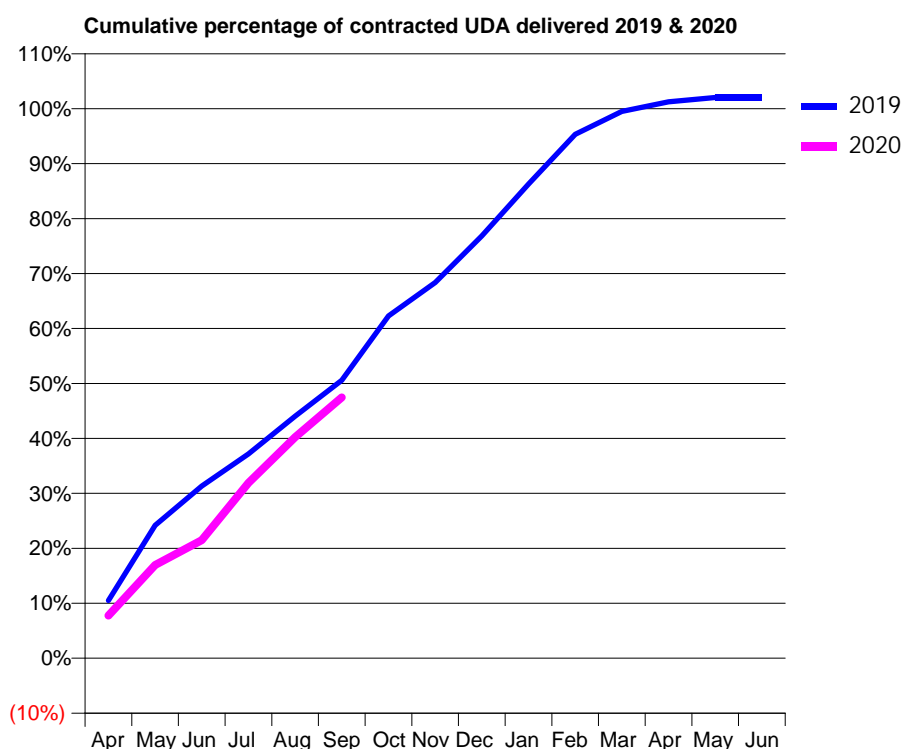
19/20 Contracted general activity (UDA)	1,800
Carry forward general activity (UDA)	0
19/20 Contracted orthodontic activity (UOA)	877
Carry forward orthodontic activity (UOA)	0
Baseline contract value	£107,132.56

ACCESS*

Patients seen in 24 months	Total	Change since previous quarter
Quarter ending September 2018	680	
Quarter ending December 2018	670	↓
Quarter ending March 2019	652	↓
Quarter ending June 2019	615	↓
Quarter ending September 2019	583	↓
Variance since September 2018	(14.3%)	↓



ACTIVITY



Month	2019	2020
April	189	140
May	435	306
June	564	387
July	669	574
August	793	725
September	911	854
October	1,121	
November	1,231	
December	1,383	
January	1,553	
February	1,716	
March	1,791	
April	1,822	
May	1,836	
June	1,836	

QUALITY

	Quantity	Base Number	Contract	AT	Region	England
% of FP17s for the same patient ID Re-attending within 3 months - Children	73	625	11.7%	11.4%	12.1%	11.5%
% of FP17s for the same patient ID Re-attending within 3 months - Adults	5	29	17.2%	14.9%	15.6%	15.4%
% of FP17s for the same patient ID Re-attending between 3 & 9 months - Children	443	625	70.9%	60.1%	61.2%	59.7%
% of FP17s for the same patient ID Re-attending between 3 & 9 months - Adults	14	29	48.3%	52.8%	54.3%	51.7%
% of FP17s for Band 1 Urgent Courses	26	572	4.5%	10.0%	9.1%	9.2%
% of FP17s Relating to Free Repair or Replacements	0	572	0.0%	0.9%	0.9%	0.7%
% of FP17s Relating to Continuations	0	572	0.0%	0.9%	1.0%	0.8%
% of Patients satisfied with the dentistry they have received	0	0	N/A	94.2%	94.4%	93.5%
% of Patients satisfied with the time they had to wait for an appointment	0	0	N/A	85.2%	88.1%	87.4%

* This is based on patients treated on this contract for their most recent course of treatment.

Figures in italics indicate the base number of FP17s or Patient Questionnaire responses are less than 100. N/A is shown where the base number of responses is less than 10 during the period. % is calculated as Quantity/Base number*100

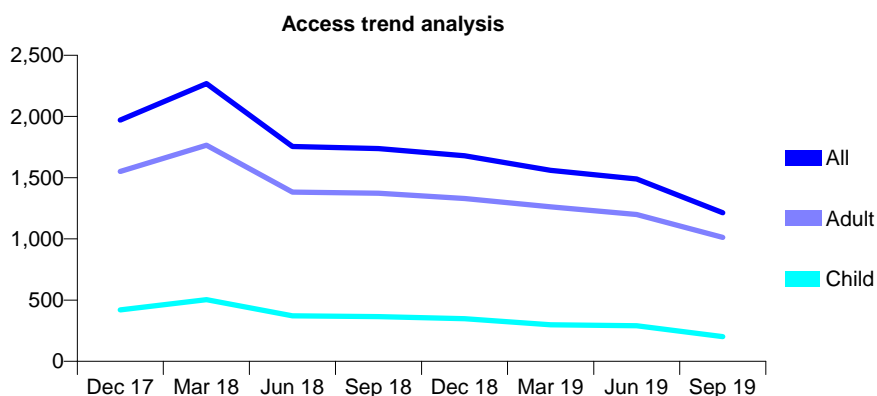
Q47 - Vital Signs At a Glance Contract Report for 138576/0001 - September 2019

Name or company name	Dr J A Richards Limited
Contract type name	GDS Contract
Purpose of contract	General
Contract start date	01/04/2009
Contract end date	

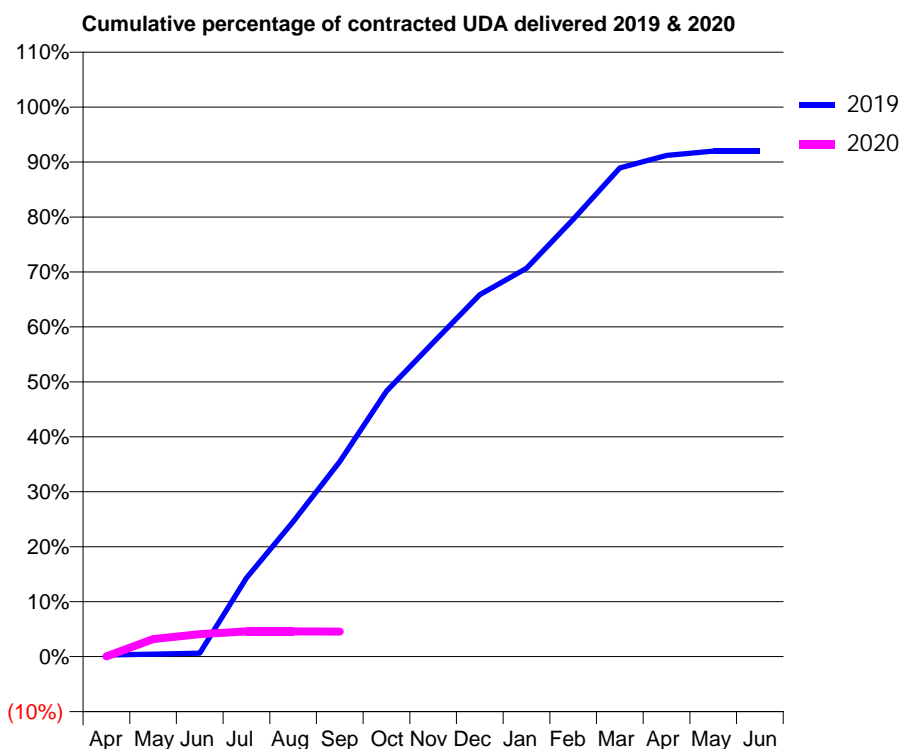
19/20 Contracted general activity (UDA)	7,000
Carry forward general activity (UDA)	0
19/20 Contracted orthodontic activity (UOA)	0
Carry forward orthodontic activity (UOA)	0
Baseline contract value	£171,315.81

ACCESS*

Patients seen in 24 months	Total	Change since previous quarter
Quarter ending September 2018	1,738	
Quarter ending December 2018	1,679	↓
Quarter ending March 2019	1,561	↓
Quarter ending June 2019	1,490	↓
Quarter ending September 2019	1,214	↓
Variance since September 2018	(30.1%)	↓



ACTIVITY



Month	Adjusted Scheduled Activity (UDA)	
	2019	2020
April	12	3
May	18	223
June	25	287
July	573	322
August	982	322
September	1,419	321
October	1,932	
November	2,287	
December	2,634	
January	2,827	
February	3,184	
March	3,557	
April	3,648	
May	3,680	
June	3,680	

QUALITY

	Quantity	Base Number	Contract	AT	Region	England
% of FP17s for the same patient ID Re-attending within 3 months - Children	7	99	7.1%	11.4%	12.1%	11.5%
% of FP17s for the same patient ID Re-attending within 3 months - Adults	9	122	7.4%	14.9%	15.6%	15.4%
% of FP17s for the same patient ID Re-attending between 3 & 9 months - Children	32	99	32.3%	60.1%	61.2%	59.7%
% of FP17s for the same patient ID Re-attending between 3 & 9 months - Adults	46	122	37.7%	52.8%	54.3%	51.7%
% of FP17s for Band 1 Urgent Courses	8	171	4.7%	10.0%	9.1%	9.2%
% of FP17s Relating to Free Repair or Replacements	3	171	1.8%	0.9%	0.9%	0.7%
% of FP17s Relating to Continuations	0	171	0.0%	0.9%	1.0%	0.8%
% of Patients satisfied with the dentistry they have received	0	0	N/A	94.2%	94.4%	93.5%
% of Patients satisfied with the time they had to wait for an appointment	0	0	N/A	85.2%	88.1%	87.4%

* This is based on patients treated on this contract for their most recent course of treatment. Figures in italics indicate the base number of FP17s or Patient Questionnaire responses are less than 100. N/A is shown where the base number of responses is less than 10 during the period. % is calculated as Quantity/Base number*100

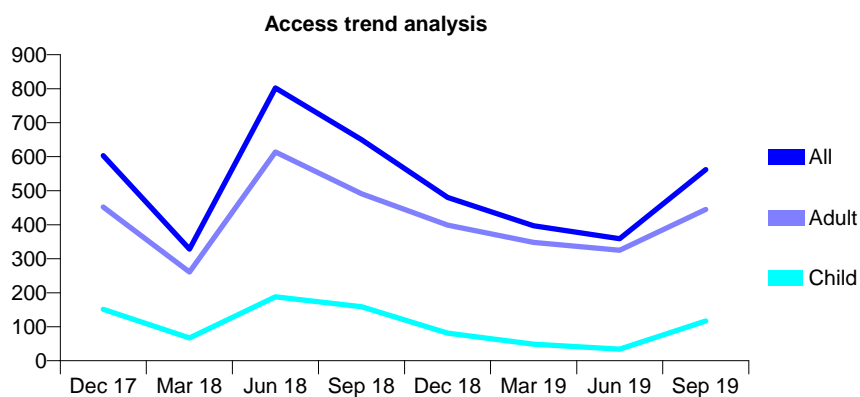
Q47 - Vital Signs At a Glance Contract Report for 138576/0002 - September 2019

Name or company name	Dr J A Richards Limited
Contract type name	GDS Contract
Purpose of contract	General
Contract start date	01/04/2009
Contract end date	

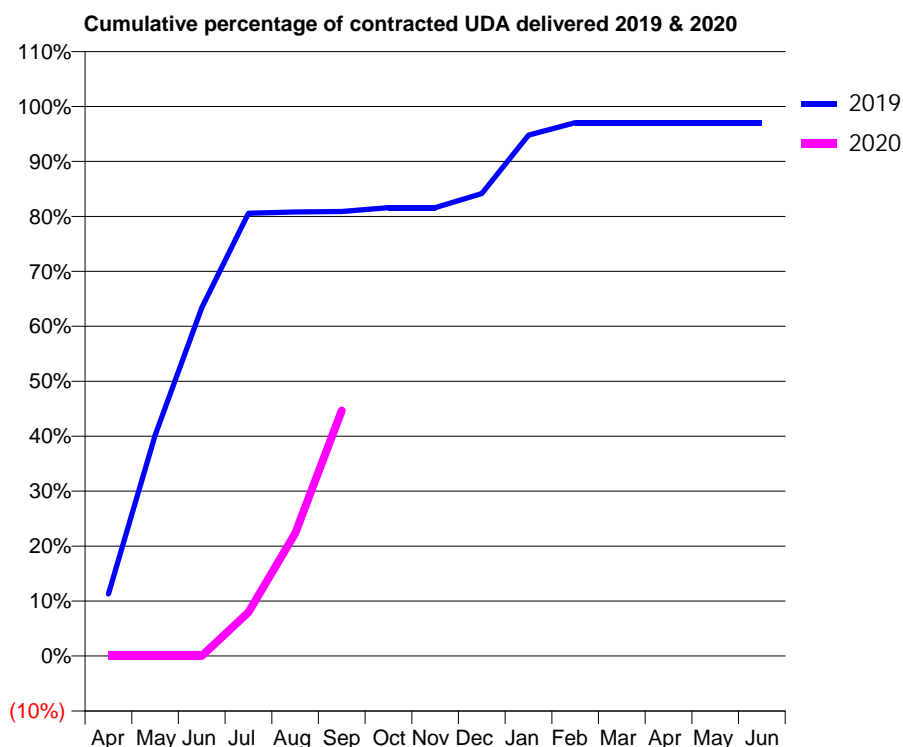
19/20 Contracted general activity (UDA)	1,350
Carry forward general activity (UDA)	0
19/20 Contracted orthodontic activity (UOA)	0
Carry forward orthodontic activity (UOA)	0
Baseline contract value	£36,404.61

ACCESS*

Patients seen in 24 months	Total	Change since previous quarter
Quarter ending September 2018	650	
Quarter ending December 2018	480	↓
Quarter ending March 2019	397	↓
Quarter ending June 2019	359	↓
Quarter ending September 2019	562	↑
Variance since September 2018	(13.5%)	↓



ACTIVITY



Month	Adjusted Scheduled Activity (UDA)	
	2019	2020
April	152	0
May	543	0
June	855	0
July	1,088	108
August	1,091	301
September	1,092	603
October	1,102	
November	1,102	
December	1,136	
January	1,279	
February	1,310	
March	1,310	
April	1,310	
May	1,310	
June	1,310	

QUALITY

	Quantity	Base Number	Contract	AT	Region	England
% of FP17s for the same patient ID Re-attending within 3 months - Children	2	92	2.2%	11.4%	12.1%	11.5%
% of FP17s for the same patient ID Re-attending within 3 months - Adults	4	188	2.1%	14.9%	15.6%	15.4%
% of FP17s for the same patient ID Re-attending between 3 & 9 months - Children	1	92	1.1%	60.1%	61.2%	59.7%
% of FP17s for the same patient ID Re-attending between 3 & 9 months - Adults	6	188	3.2%	52.8%	54.3%	51.7%
% of FP17s for Band 1 Urgent Courses	15	280	5.4%	10.0%	9.1%	9.2%
% of FP17s Relating to Free Repair or Replacements	1	280	0.4%	0.9%	0.9%	0.7%
% of FP17s Relating to Continuations	0	280	0.0%	0.9%	1.0%	0.8%
% of Patients satisfied with the dentistry they have received	1	1	N/A	94.2%	94.4%	93.5%
% of Patients satisfied with the time they had to wait for an appointment	1	1	N/A	85.2%	88.1%	87.4%

* This is based on patients treated on this contract for their most recent course of treatment. Figures in italics indicate the base number of FP17s or Patient Questionnaire responses are less than 100. N/A is shown where the base number of responses is less than 10 during the period. % is calculated as Quantity/Base number*100

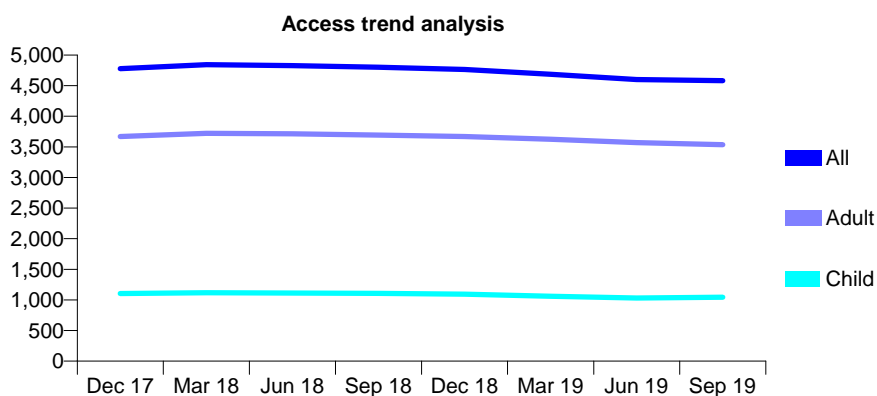
Q47 - Vital Signs At a Glance Contract Report for 140104/0001 - September 2019

Name or company name	York Dental Practice
Contract type name	GDS Contract
Purpose of contract	General
Contract start date	01/04/2013
Contract end date	

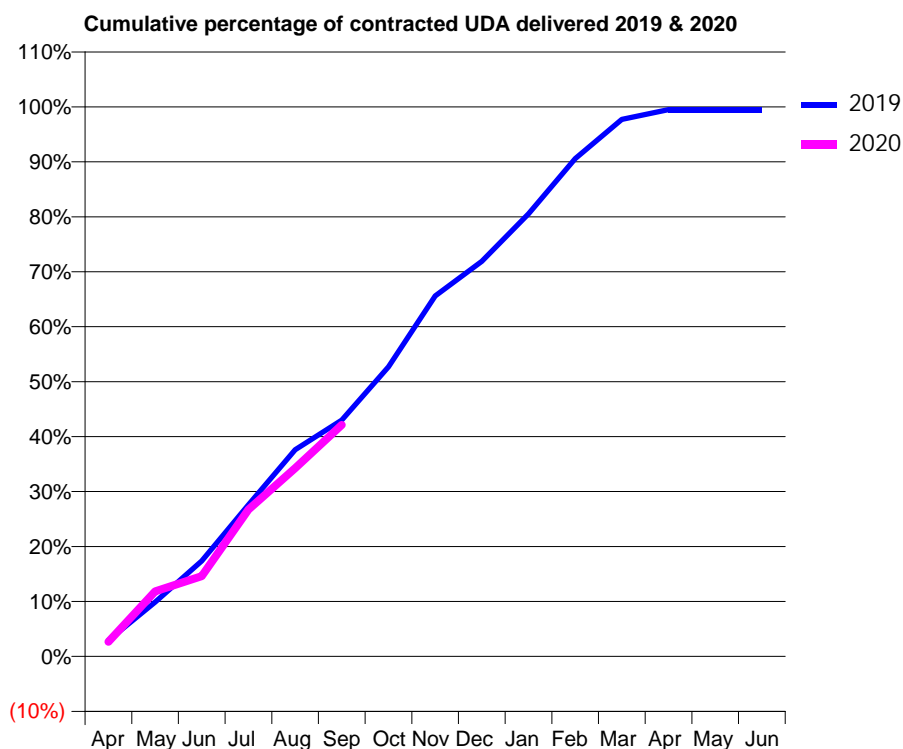
19/20 Contracted general activity (UDA)	13,865
Carry forward general activity (UDA)	0
19/20 Contracted orthodontic activity (UOA)	0
Carry forward orthodontic activity (UOA)	0
Baseline contract value	£411,053.40

ACCESS*

Patients seen in 24 months	Total	Change since previous quarter
Quarter ending September 2018	4,800	
Quarter ending December 2018	4,764	→
Quarter ending March 2019	4,685	↓
Quarter ending June 2019	4,601	↓
Quarter ending September 2019	4,583	→
Variance since September 2018	(4.5%)	↓



ACTIVITY



Month	Adjusted Scheduled Activity (UDA)	
	2019	2020
April	405	369
May	1,370	1,644
June	2,406	2,024
July	3,829	3,706
August	5,212	4,751
September	5,960	5,842
October	7,306	
November	9,097	
December	9,966	
January	11,165	
February	12,559	
March	13,548	
April	13,798	
May	13,794	
June	13,794	

QUALITY

	Quantity	Base Number	Contract	AT	Region	England
% of FP17s for the same patient ID Re-attending within 3 months - Children	51	717	7.1%	11.4%	12.1%	11.5%
% of FP17s for the same patient ID Re-attending within 3 months - Adults	260	2,302	11.3%	14.9%	15.6%	15.4%
% of FP17s for the same patient ID Re-attending between 3 & 9 months - Children	447	717	62.3%	60.1%	61.2%	59.7%
% of FP17s for the same patient ID Re-attending between 3 & 9 months - Adults	1,457	2,302	63.3%	52.8%	54.3%	51.7%
% of FP17s for Band 1 Urgent Courses	210	2,905	7.2%	10.0%	9.1%	9.2%
% of FP17s Relating to Free Repair or Replacements	20	2,905	0.7%	0.9%	0.9%	0.7%
% of FP17s Relating to Continuations	4	2,905	0.1%	0.9%	1.0%	0.8%
% of Patients satisfied with the dentistry they have received	4	4	N/A	94.2%	94.4%	93.5%
% of Patients satisfied with the time they had to wait for an appointment	3	4	N/A	85.2%	88.1%	87.4%

* This is based on patients treated on this contract for their most recent course of treatment. Figures in italics indicate the base number of FP17s or Patient Questionnaire responses are less than 100. N/A is shown where the base number of responses is less than 10 during the period. % is calculated as Quantity/Base number*100

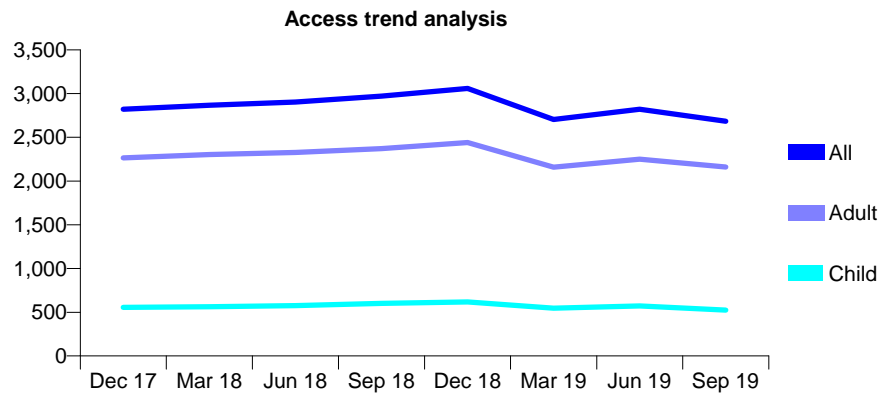
Q47 - Vital Signs At a Glance Contract Report for 141674/0001 - September 2019

Name or company name	Aesthetic Dental Solutions
Contract type name	GDS Contract
Purpose of contract	General
Contract start date	18/11/2009
Contract end date	

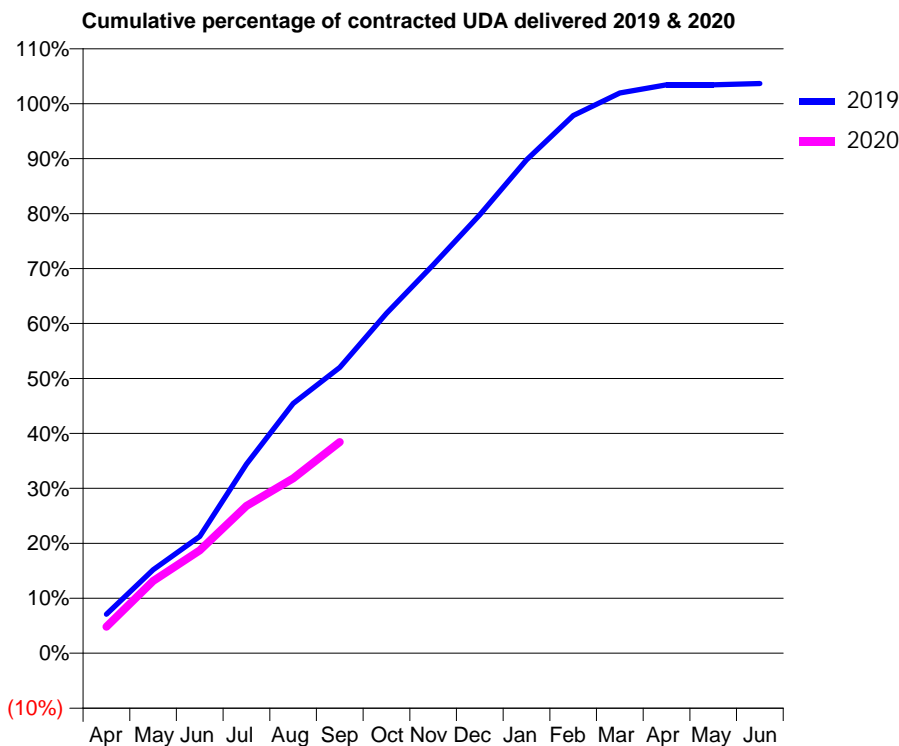
19/20 Contracted general activity (UDA)	12,841
Carry forward general activity (UDA)	0
19/20 Contracted orthodontic activity (UOA)	0
Carry forward orthodontic activity (UOA)	0
Baseline contract value	£329,916.43

ACCESS*

Patients seen in 24 months	Total	Change since previous quarter
Quarter ending September 2018	2,972	
Quarter ending December 2018	3,058	↑
Quarter ending March 2019	2,704	↓
Quarter ending June 2019	2,821	↑
Quarter ending September 2019	2,684	↓
Variance since September 2018	(9.7%)	↓



ACTIVITY



Month	2019	2020
April	751	617
May	1,607	1,690
June	2,250	2,405
July	3,643	3,440
August	4,812	4,088
September	5,507	4,933
October	6,549	
November	7,482	
December	8,449	
January	9,507	
February	10,361	
March	10,796	
April	10,953	
May	10,954	
June	10,977	

QUALITY

	Quantity	Base Number	Contract	AT	Region	England
% of FP17s for the same patient ID Re-attending within 3 months - Children	18	395	4.6%	11.4%	12.1%	11.5%
% of FP17s for the same patient ID Re-attending within 3 months - Adults	163	1,632	10.0%	14.9%	15.6%	15.4%
% of FP17s for the same patient ID Re-attending between 3 & 9 months - Children	217	395	54.9%	60.1%	61.2%	59.7%
% of FP17s for the same patient ID Re-attending between 3 & 9 months - Adults	760	1,632	46.6%	52.8%	54.3%	51.7%
% of FP17s for Band 1 Urgent Courses	121	1,923	6.3%	10.0%	9.1%	9.2%
% of FP17s Relating to Free Repair or Replacements	17	1,923	0.9%	0.9%	0.9%	0.7%
% of FP17s Relating to Continuations	6	1,923	0.3%	0.9%	1.0%	0.8%
% of Patients satisfied with the dentistry they have received	0	0	N/A	94.2%	94.4%	93.5%
% of Patients satisfied with the time they had to wait for an appointment	0	0	N/A	85.2%	88.1%	87.4%

* This is based on patients treated on this contract for their most recent course of treatment.

Figures in italics indicate the base number of FP17s or Patient Questionnaire responses are less than 100. N/A is shown where the base number of responses is less than 10 during the period. % is calculated as Quantity/Base number*100

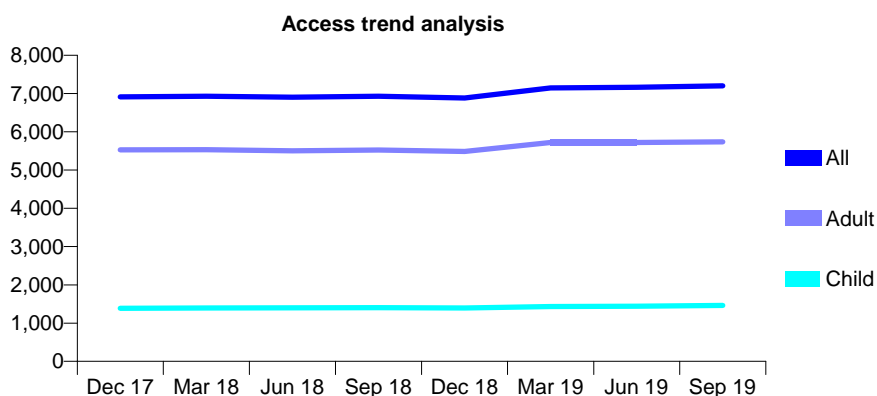
Q47 - Vital Signs At a Glance Contract Report for 144835/0001 - September 2019

Name or company name	Skipton Road Dental Practice
Contract type name	Pilot Contract
Purpose of contract	General
Contract start date	01/04/2013
Contract end date	

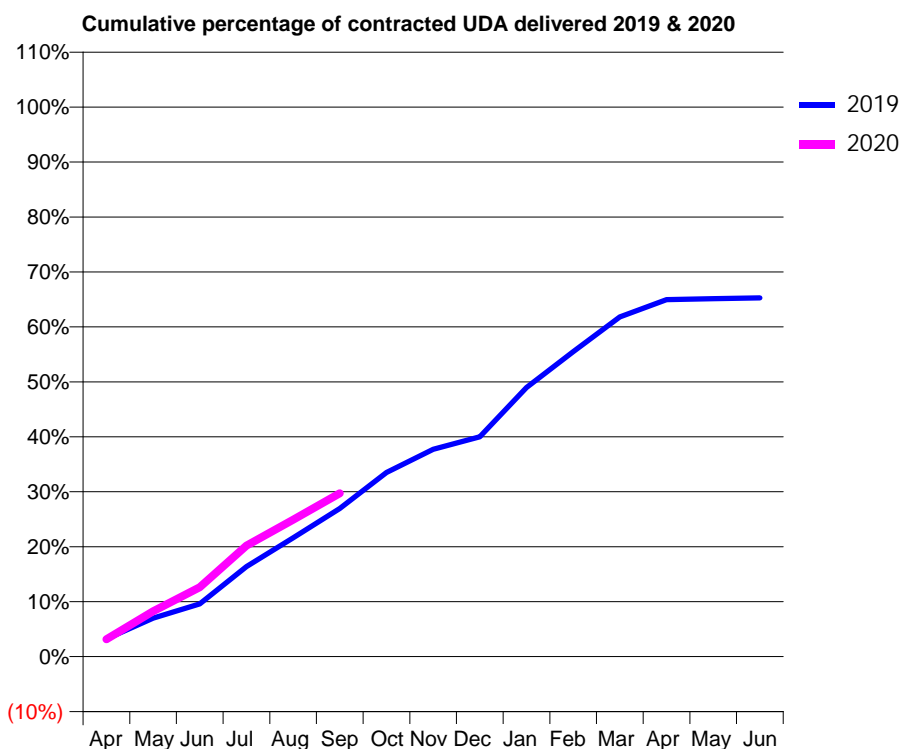
19/20 Contracted general activity (UDA)	22,500
Carry forward general activity (UDA)	0
19/20 Contracted orthodontic activity (UOA)	0
Carry forward orthodontic activity (UOA)	0
Baseline contract value	£768,233.19

ACCESS*

Patients seen in 24 months	Total	Change since previous quarter
Quarter ending September 2018	6,927	
Quarter ending December 2018	6,883	→
Quarter ending March 2019	7,147	↑
Quarter ending June 2019	7,162	→
Quarter ending September 2019	7,199	→
Variance since September 2018	3.9%	↑



ACTIVITY



Month	Adjusted Scheduled Activity (UDA)	
	2019	2020
April	722	714
May	1,573	1,857
June	2,157	2,843
July	3,686	4,548
August	4,867	5,606
September	6,065	6,684
October	7,536	
November	8,490	
December	9,000	
January	11,015	
February	12,484	
March	13,910	
April	14,611	
May	14,657	
June	14,689	

QUALITY

	Quantity	Base Number	Contract	AT	Region	England
% of FP17s for the same patient ID Re-attending within 3 months - Children	87	1,090	8.0%	11.4%	12.1%	11.5%
% of FP17s for the same patient ID Re-attending within 3 months - Adults	586	3,511	16.7%	14.9%	15.6%	15.4%
% of FP17s for the same patient ID Re-attending between 3 & 9 months - Children	537	1,090	49.3%	60.1%	61.2%	59.7%
% of FP17s for the same patient ID Re-attending between 3 & 9 months - Adults	1,078	3,511	30.7%	52.8%	54.3%	51.7%
% of FP17s for Band 1 Urgent Courses	514	3,528	14.6%	10.0%	9.1%	9.2%
% of FP17s Relating to Free Repair or Replacements	43	3,528	1.2%	0.9%	0.9%	0.7%
% of FP17s Relating to Continuations	14	3,528	0.4%	0.9%	1.0%	0.8%
% of Patients satisfied with the dentistry they have received	3	4	N/A	94.2%	94.4%	93.5%
% of Patients satisfied with the time they had to wait for an appointment	3	4	N/A	85.2%	88.1%	87.4%

* This is based on patients treated on this contract for their most recent course of treatment. Figures in italics indicate the base number of FP17s or Patient Questionnaire responses are less than 100. N/A is shown where the base number of responses is less than 10 during the period. % is calculated as Quantity/Base number*100

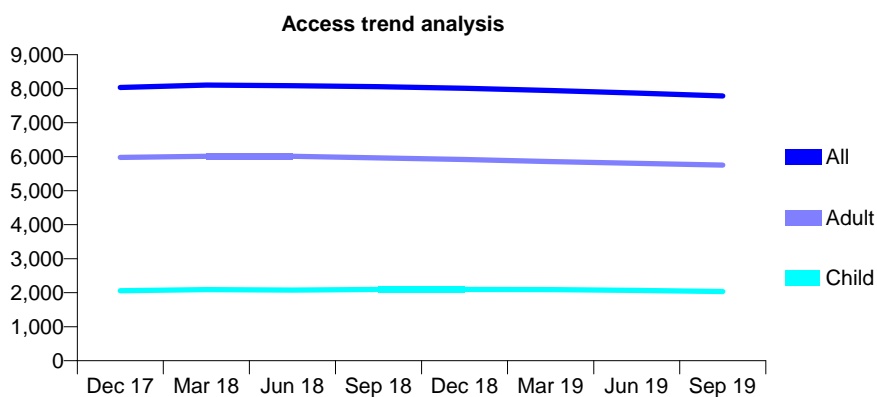
Q47 - Vital Signs At a Glance Contract Report for 145432/0001 - September 2019

Name or company name	Oaklands Dental Surgery
Contract type name	GDS Contract
Purpose of contract	General
Contract start date	01/11/2013
Contract end date	

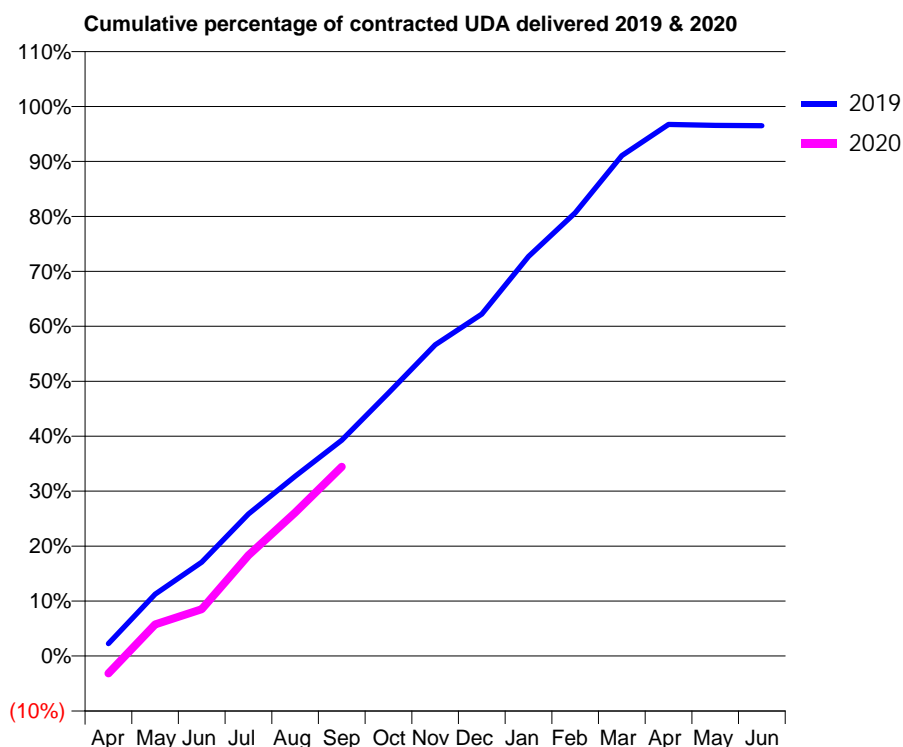
19/20 Contracted general activity (UDA)	26,088
Carry forward general activity (UDA)	912
19/20 Contracted orthodontic activity (UOA)	0
Carry forward orthodontic activity (UOA)	0
Baseline contract value	£804,904.57

ACCESS*

Patients seen in 24 months	Total	Change since previous quarter
Quarter ending September 2018	8,057	
Quarter ending December 2018	8,012	→
Quarter ending March 2019	7,947	→
Quarter ending June 2019	7,871	→
Quarter ending September 2019	7,788	↓
Variance since September 2018	(3.3%)	↓



ACTIVITY



Month	Adjusted Scheduled Activity (UDA)	
	2019	2020
April	589	-828
May	2,943	1,503
June	4,460	2,227
July	6,745	4,784
August	8,537	6,810
September	10,249	8,987
October	12,490	
November	14,772	
December	16,234	
January	18,966	
February	21,043	
March	23,748	
April	25,228	
May	25,185	
June	25,176	

QUALITY

	Quantity	Base Number	Contract	AT	Region	England
% of FP17s for the same patient ID Re-attending within 3 months - Children	164	1,825	9.0%	11.4%	12.1%	11.5%
% of FP17s for the same patient ID Re-attending within 3 months - Adults	569	4,756	12.0%	14.9%	15.6%	15.4%
% of FP17s for the same patient ID Re-attending between 3 & 9 months - Children	1,452	1,825	79.6%	60.1%	61.2%	59.7%
% of FP17s for the same patient ID Re-attending between 3 & 9 months - Adults	3,517	4,756	73.9%	52.8%	54.3%	51.7%
% of FP17s for Band 1 Urgent Courses	321	6,006	5.3%	10.0%	9.1%	9.2%
% of FP17s Relating to Free Repair or Replacements	11	6,006	0.2%	0.9%	0.9%	0.7%
% of FP17s Relating to Continuations	113	6,006	1.9%	0.9%	1.0%	0.8%
% of Patients satisfied with the dentistry they have received	9	9	N/A	94.2%	94.4%	93.5%
% of Patients satisfied with the time they had to wait for an appointment	9	9	N/A	85.2%	88.1%	87.4%

* This is based on patients treated on this contract for their most recent course of treatment. Figures in italics indicate the base number of FP17s or Patient Questionnaire responses are less than 100. N/A is shown where the base number of responses is less than 10 during the period. % is calculated as Quantity/Base number*100

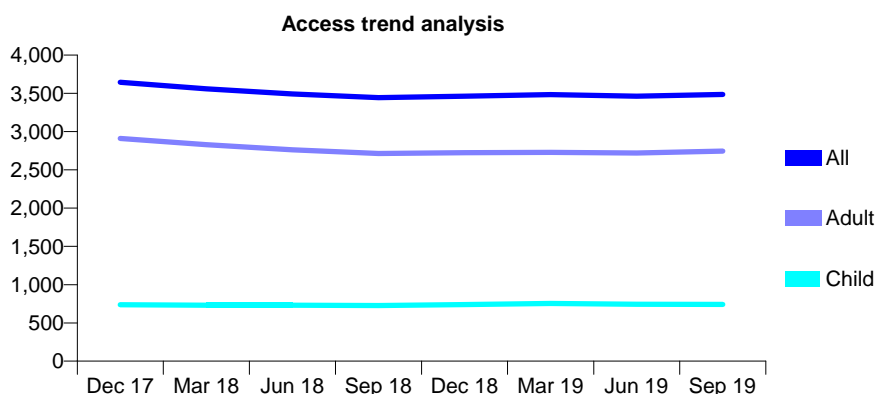
Q47 - Vital Signs At a Glance Contract Report for 146412/0001 - September 2019

Name or company name	Taghi Khodarahmi
Contract type name	GDS Contract
Purpose of contract	General
Contract start date	01/04/2015
Contract end date	

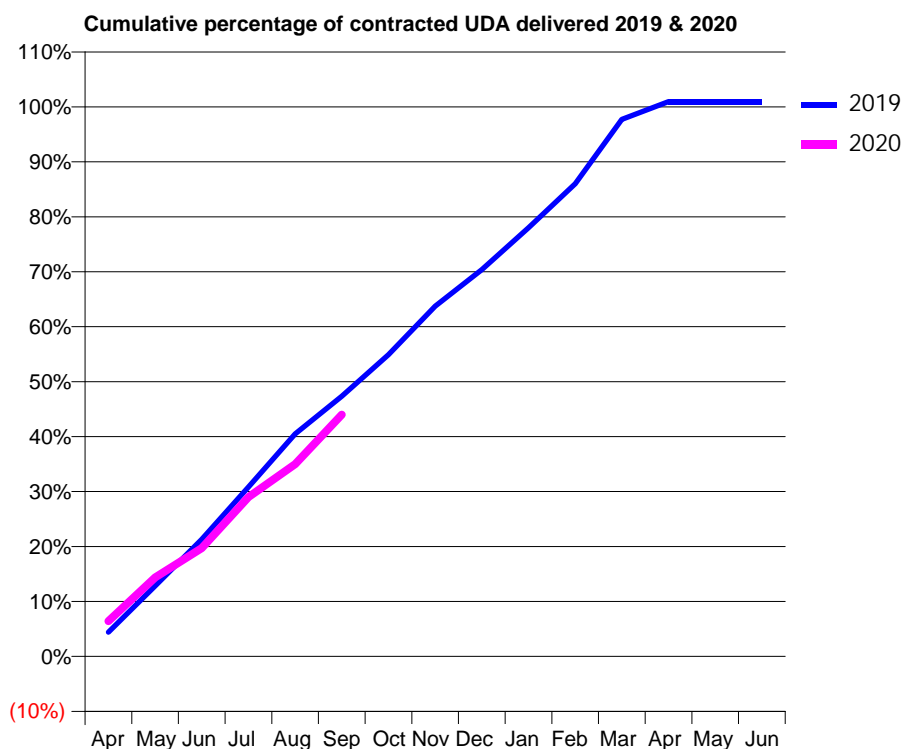
19/20 Contracted general activity (UDA)	12,500
Carry forward general activity (UDA)	-121
19/20 Contracted orthodontic activity (UOA)	0
Carry forward orthodontic activity (UOA)	0
Baseline contract value	£279,648.07

ACCESS*

Patients seen in 24 months	Total	Change since previous quarter
Quarter ending September 2018	3,443	
Quarter ending December 2018	3,462	→
Quarter ending March 2019	3,483	→
Quarter ending June 2019	3,463	→
Quarter ending September 2019	3,485	→
Variance since September 2018	1.2%	→



ACTIVITY



Month	Adjusted Scheduled Activity (UDA)	
	2019	2020
April	554	802
May	1,604	1,798
June	2,663	2,464
July	3,853	3,623
August	5,062	4,376
September	5,917	5,498
October	6,863	
November	7,968	
December	8,798	
January	9,751	
February	10,753	
March	12,215	
April	12,621	
May	12,621	
June	12,621	

QUALITY

	Quantity	Base Number	Contract	AT	Region	England
% of FP17s for the same patient ID Re-attending within 3 months - Children	22	523	4.2%	11.4%	12.1%	11.5%
% of FP17s for the same patient ID Re-attending within 3 months - Adults	208	1,995	10.4%	14.9%	15.6%	15.4%
% of FP17s for the same patient ID Re-attending between 3 & 9 months - Children	384	523	73.4%	60.1%	61.2%	59.7%
% of FP17s for the same patient ID Re-attending between 3 & 9 months - Adults	1,366	1,995	68.5%	52.8%	54.3%	51.7%
% of FP17s for Band 1 Urgent Courses	144	2,357	6.1%	10.0%	9.1%	9.2%
% of FP17s Relating to Free Repair or Replacements	8	2,357	0.3%	0.9%	0.9%	0.7%
% of FP17s Relating to Continuations	8	2,357	0.3%	0.9%	1.0%	0.8%
% of Patients satisfied with the dentistry they have received	2	2	N/A	94.2%	94.4%	93.5%
% of Patients satisfied with the time they had to wait for an appointment	2	2	N/A	85.2%	88.1%	87.4%

* This is based on patients treated on this contract for their most recent course of treatment. Figures in italics indicate the base number of FP17s or Patient Questionnaire responses are less than 100. N/A is shown where the base number of responses is less than 10 during the period. % is calculated as Quantity/Base number*100

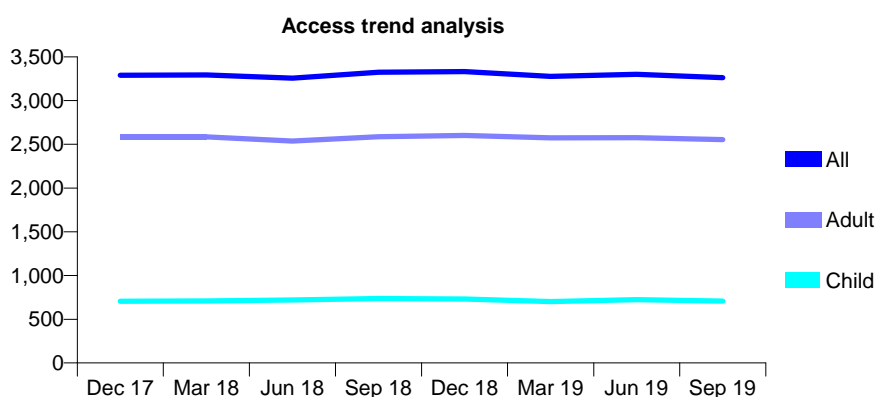
Q47 - Vital Signs At a Glance Contract Report for 147125/0001 - September 2019

Name or company name	Piotr Drozynski and Grazyna Barbara Drozy
Contract type name	GDS Contract
Purpose of contract	General
Contract start date	07/12/2008
Contract end date	

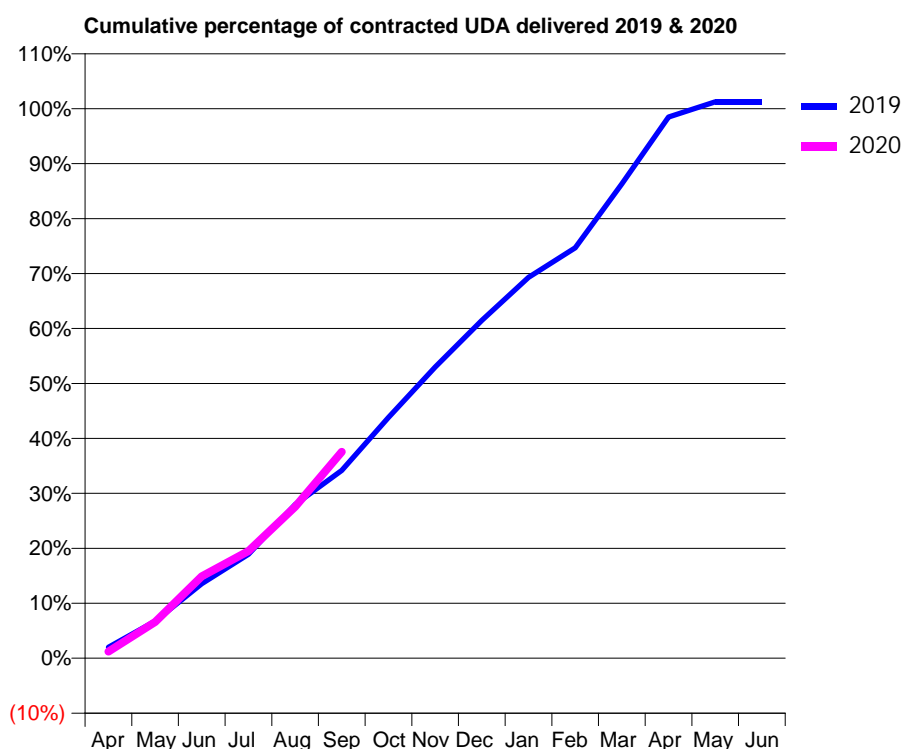
19/20 Contracted general activity (UDA)	12,076
Carry forward general activity (UDA)	-149
19/20 Contracted orthodontic activity (UOA)	0
Carry forward orthodontic activity (UOA)	0
Baseline contract value	£375,858.03

ACCESS*

Patients seen in 24 months	Total	Change since previous quarter
Quarter ending September 2018	3,324	
Quarter ending December 2018	3,332	→
Quarter ending March 2019	3,276	↓
Quarter ending June 2019	3,301	→
Quarter ending September 2019	3,261	↓
Variance since September 2018	(1.9%)	↓



ACTIVITY



Month	2019	2020
April	242	149
May	816	800
June	1,637	1,798
July	2,285	2,353
August	3,378	3,328
September	4,128	4,536
October	5,290	
November	6,398	
December	7,421	
January	8,367	
February	9,019	
March	10,422	
April	11,893	
May	12,225	
June	12,225	

QUALITY

	Quantity	Base Number	Contract	AT	Region	England
% of FP17s for the same patient ID Re-attending within 3 months - Children	68	601	11.3%	11.4%	12.1%	11.5%
% of FP17s for the same patient ID Re-attending within 3 months - Adults	446	2,218	20.1%	14.9%	15.6%	15.4%
% of FP17s for the same patient ID Re-attending between 3 & 9 months - Children	395	601	65.7%	60.1%	61.2%	59.7%
% of FP17s for the same patient ID Re-attending between 3 & 9 months - Adults	1,357	2,218	61.2%	52.8%	54.3%	51.7%
% of FP17s for Band 1 Urgent Courses	251	2,153	11.7%	10.0%	9.1%	9.2%
% of FP17s Relating to Free Repair or Replacements	9	2,153	0.4%	0.9%	0.9%	0.7%
% of FP17s Relating to Continuations	35	2,153	1.6%	0.9%	1.0%	0.8%
% of Patients satisfied with the dentistry they have received	5	6	N/A	94.2%	94.4%	93.5%
% of Patients satisfied with the time they had to wait for an appointment	5	6	N/A	85.2%	88.1%	87.4%

* This is based on patients treated on this contract for their most recent course of treatment.

Figures in italics indicate the base number of FP17s or Patient Questionnaire responses are less than 100. N/A is shown where the base number of responses is less than 10 during the period. % is calculated as Quantity/Base number*100

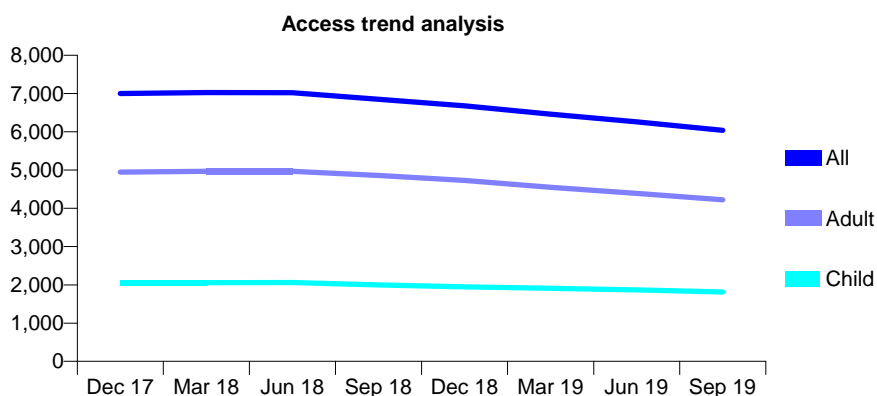
Q47 - Vital Signs At a Glance Contract Report for 148253/0001 - September 2019

Name or company name	Haslingden Dental Practice Partnership
Contract type name	GDS Contract
Purpose of contract	General
Contract start date	01/12/2009
Contract end date	

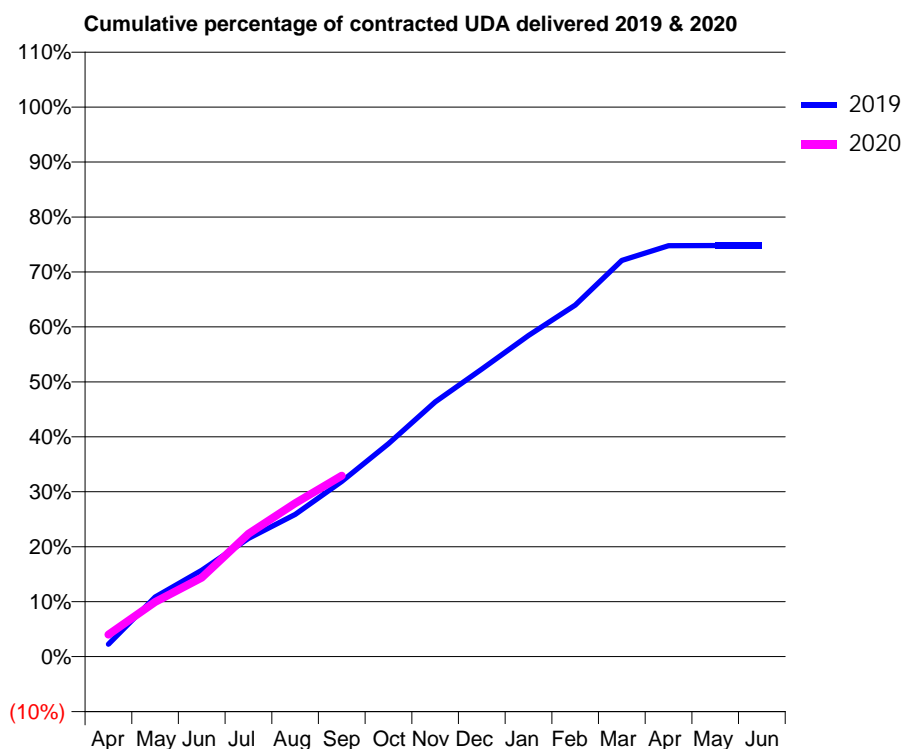
19/20 Contracted general activity (UDA)	21,743
Carry forward general activity (UDA)	0
19/20 Contracted orthodontic activity (UOA)	0
Carry forward orthodontic activity (UOA)	0
Baseline contract value	£536,974.03

ACCESS*

Patients seen in 24 months	Total	Change since previous quarter
Quarter ending September 2018	6,851	
Quarter ending December 2018	6,677	↓
Quarter ending March 2019	6,460	↓
Quarter ending June 2019	6,258	↓
Quarter ending September 2019	6,038	↓
Variance since September 2018	(11.9%)	↓



ACTIVITY



Month	Adjusted Scheduled Activity (UDA)	
	2019	2020
April	495	875
May	2,361	2,166
June	3,417	3,125
July	4,676	4,861
August	5,626	6,070
September	6,930	7,155
October	8,426	
November	10,083	
December	11,371	
January	12,705	
February	13,908	
March	15,676	
April	16,258	
May	16,263	
June	16,264	

QUALITY

	Quantity	Base Number	Contract	AT	Region	England
% of FP17s for the same patient ID Re-attending within 3 months - Children	105	1,275	8.2%	11.4%	12.1%	11.5%
% of FP17s for the same patient ID Re-attending within 3 months - Adults	263	2,452	10.7%	14.9%	15.6%	15.4%
% of FP17s for the same patient ID Re-attending between 3 & 9 months - Children	748	1,275	58.7%	60.1%	61.2%	59.7%
% of FP17s for the same patient ID Re-attending between 3 & 9 months - Adults	1,467	2,452	59.8%	52.8%	54.3%	51.7%
% of FP17s for Band 1 Urgent Courses	215	3,456	6.2%	10.0%	9.1%	9.2%
% of FP17s Relating to Free Repair or Replacements	7	3,456	0.2%	0.9%	0.9%	0.7%
% of FP17s Relating to Continuations	41	3,456	1.2%	0.9%	1.0%	0.8%
% of Patients satisfied with the dentistry they have received	3	4	N/A	94.2%	94.4%	93.5%
% of Patients satisfied with the time they had to wait for an appointment	3	4	N/A	85.2%	88.1%	87.4%

* This is based on patients treated on this contract for their most recent course of treatment. Figures in italics indicate the base number of FP17s or Patient Questionnaire responses are less than 100. N/A is shown where the base number of responses is less than 10 during the period. % is calculated as Quantity/Base number*100

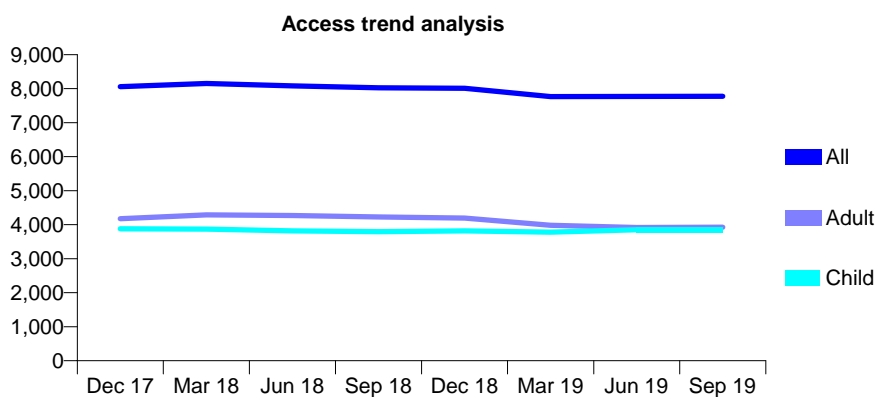
Q47 - Vital Signs At a Glance Contract Report for 148601/0001 - September 2019

Name or company name	Redbridge Associates Ltd.
Contract type name	GDS Contract
Purpose of contract	General
Contract start date	01/04/2007
Contract end date	

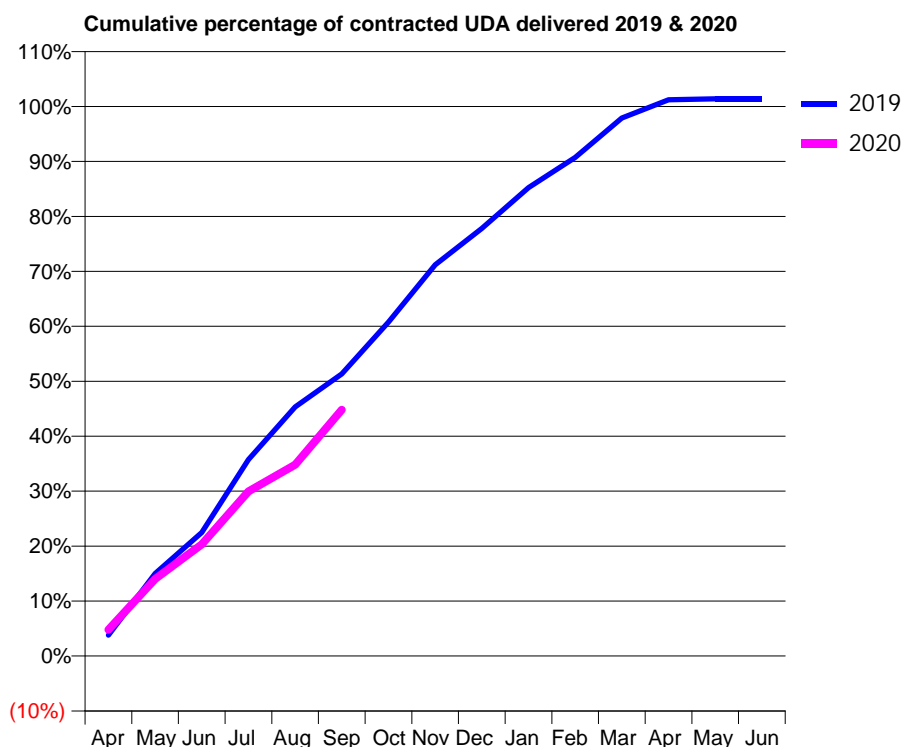
19/20 Contracted general activity (UDA)	28,527
Carry forward general activity (UDA)	0
19/20 Contracted orthodontic activity (UOA)	0
Carry forward orthodontic activity (UOA)	0
Baseline contract value	£809,074.77

ACCESS*

Patients seen in 24 months	Total	Change since previous quarter
Quarter ending September 2018	8,026	
Quarter ending December 2018	8,013	→
Quarter ending March 2019	7,765	↓
Quarter ending June 2019	7,772	→
Quarter ending September 2019	7,780	→
Variance since September 2018	(3.1%)	↓



ACTIVITY



Month	Adjusted Scheduled Activity (UDA)	
	2019	2020
April	1,082	1,369
May	4,280	4,001
June	6,405	5,799
July	10,200	8,544
August	12,937	9,933
September	14,642	12,781
October	17,334	
November	20,309	
December	22,192	
January	24,308	
February	25,877	
March	27,922	
April	28,870	
May	28,924	
June	28,923	

QUALITY

	Quantity	Base Number	Contract	AT	Region	England
% of FP17s for the same patient ID Re-attending within 3 months - Children	195	2,605	7.5%	11.4%	12.1%	11.5%
% of FP17s for the same patient ID Re-attending within 3 months - Adults	303	1,806	16.8%	14.9%	15.6%	15.4%
% of FP17s for the same patient ID Re-attending between 3 & 9 months - Children	1,458	2,605	56.0%	60.1%	61.2%	59.7%
% of FP17s for the same patient ID Re-attending between 3 & 9 months - Adults	767	1,806	42.5%	52.8%	54.3%	51.7%
% of FP17s for Band 1 Urgent Courses	419	4,110	10.2%	10.0%	9.1%	9.2%
% of FP17s Relating to Free Repair or Replacements	1	4,110	0.0%	0.9%	0.9%	0.7%
% of FP17s Relating to Continuations	23	4,110	0.6%	0.9%	1.0%	0.8%
% of Patients satisfied with the dentistry they have received	4	4	N/A	94.2%	94.4%	93.5%
% of Patients satisfied with the time they had to wait for an appointment	2	4	N/A	85.2%	88.1%	87.4%

* This is based on patients treated on this contract for their most recent course of treatment. Figures in italics indicate the base number of FP17s or Patient Questionnaire responses are less than 100. N/A is shown where the base number of responses is less than 10 during the period. % is calculated as Quantity/Base number*100

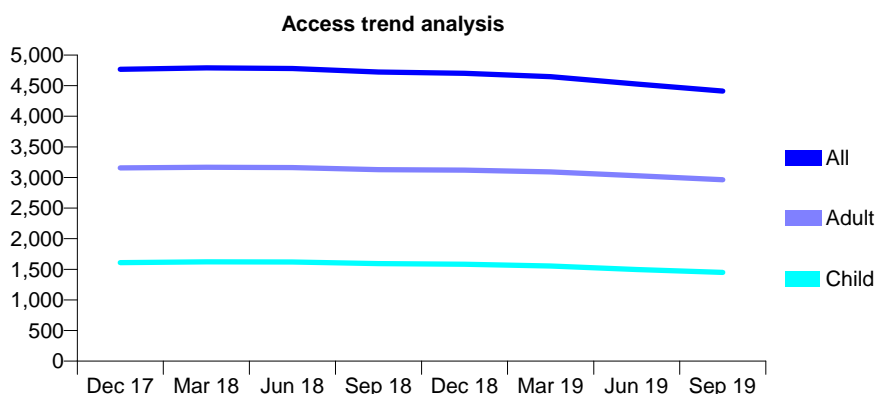
Q47 - Vital Signs At a Glance Contract Report for 149276/0001 - September 2019

Name or company name	Ivory DentalCare
Contract type name	GDS Contract
Purpose of contract	General
Contract start date	01/04/2012
Contract end date	

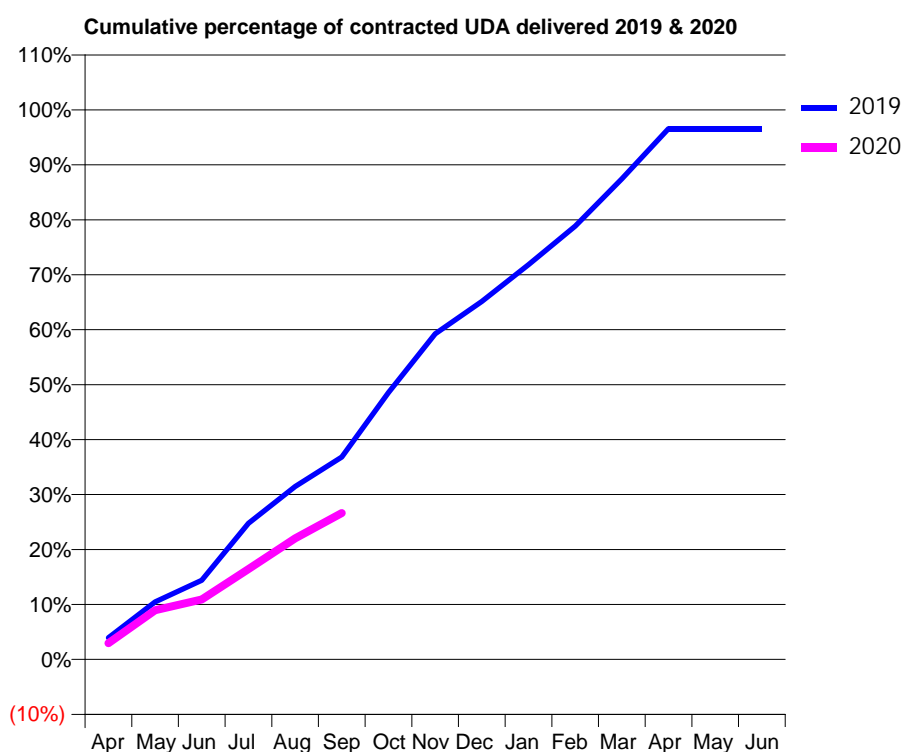
19/20 Contracted general activity (UDA)	14,200
Carry forward general activity (UDA)	0
19/20 Contracted orthodontic activity (UOA)	0
Carry forward orthodontic activity (UOA)	0
Baseline contract value	£447,277.94

ACCESS*

Patients seen in 24 months	Total	Change since previous quarter
Quarter ending September 2018	4,722	
Quarter ending December 2018	4,703	→
Quarter ending March 2019	4,646	↓
Quarter ending June 2019	4,527	↓
Quarter ending September 2019	4,413	↓
Variance since September 2018	(6.5%)	↓



ACTIVITY



Month	2019	2020
April	558	423
May	1,488	1,272
June	2,045	1,548
July	3,516	2,336
August	4,469	3,129
September	5,229	3,782
October	6,898	
November	8,415	
December	9,247	
January	10,200	
February	11,196	
March	12,417	
April	13,717	
May	13,717	
June	13,717	

QUALITY

	Quantity	Base Number	Contract	AT	Region	England
% of FP17s for the same patient ID Re-attending within 3 months - Children	47	880	5.3%	11.4%	12.1%	11.5%
% of FP17s for the same patient ID Re-attending within 3 months - Adults	300	1,993	15.1%	14.9%	15.6%	15.4%
% of FP17s for the same patient ID Re-attending between 3 & 9 months - Children	597	880	67.8%	60.1%	61.2%	59.7%
% of FP17s for the same patient ID Re-attending between 3 & 9 months - Adults	1,310	1,993	65.7%	52.8%	54.3%	51.7%
% of FP17s for Band 1 Urgent Courses	224	2,208	10.1%	10.0%	9.1%	9.2%
% of FP17s Relating to Free Repair or Replacements	3	2,208	0.1%	0.9%	0.9%	0.7%
% of FP17s Relating to Continuations	15	2,208	0.7%	0.9%	1.0%	0.8%
% of Patients satisfied with the dentistry they have received	0	0	N/A	94.2%	94.4%	93.5%
% of Patients satisfied with the time they had to wait for an appointment	0	0	N/A	85.2%	88.1%	87.4%

* This is based on patients treated on this contract for their most recent course of treatment. Figures in italics indicate the base number of FP17s or Patient Questionnaire responses are less than 100. N/A is shown where the base number of responses is less than 10 during the period. % is calculated as Quantity/Base number*100

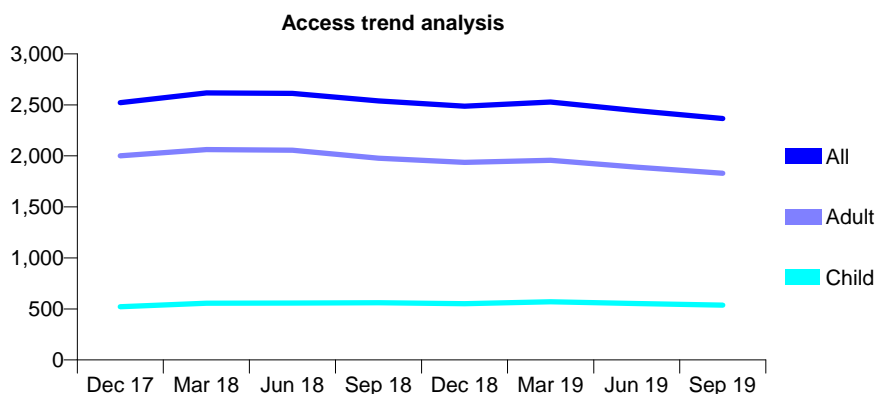
Q47 - Vital Signs At a Glance Contract Report for 151238/0001 - September 2019

Name or company name	Synergy Dental Clinic Preston Ltd
Contract type name	GDS Contract
Purpose of contract	General
Contract start date	01/09/2015
Contract end date	

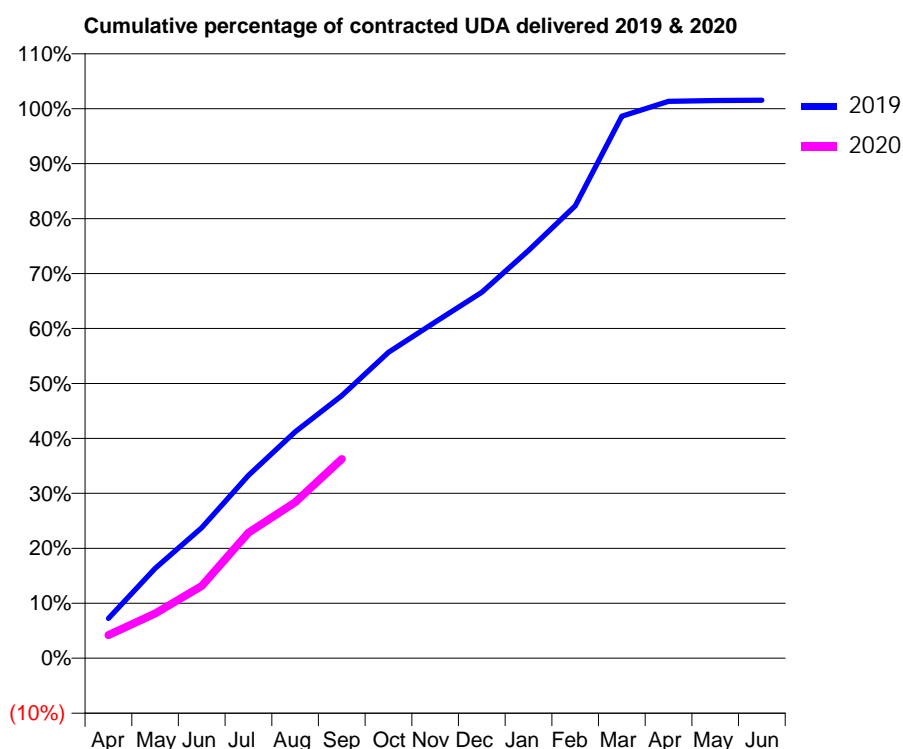
19/20 Contracted general activity (UDA)	10,652
Carry forward general activity (UDA)	-161
19/20 Contracted orthodontic activity (UOA)	0
Carry forward orthodontic activity (UOA)	0
Baseline contract value	£224,894.97

ACCESS*

Patients seen in 24 months	Total	Change since previous quarter
Quarter ending September 2018	2,539	
Quarter ending December 2018	2,487	↓
Quarter ending March 2019	2,527	→
Quarter ending June 2019	2,444	↓
Quarter ending September 2019	2,367	↓
Variance since September 2018	(6.8%)	↓



ACTIVITY



Month	2019	2020
April	771	450
May	1,741	867
June	2,530	1,399
July	3,544	2,435
August	4,388	3,022
September	5,089	3,861
October	5,930	
November	6,516	
December	7,092	
January	7,903	
February	8,770	
March	10,506	
April	10,793	
May	10,810	
June	10,813	

QUALITY

	Quantity	Base Number	Contract	AT	Region	England
% of FP17s for the same patient ID Re-attending within 3 months - Children	37	425	8.7%	11.4%	12.1%	11.5%
% of FP17s for the same patient ID Re-attending within 3 months - Adults	164	1,296	12.7%	14.9%	15.6%	15.4%
% of FP17s for the same patient ID Re-attending between 3 & 9 months - Children	278	425	65.4%	60.1%	61.2%	59.7%
% of FP17s for the same patient ID Re-attending between 3 & 9 months - Adults	930	1,296	71.8%	52.8%	54.3%	51.7%
% of FP17s for Band 1 Urgent Courses	102	1,617	6.3%	10.0%	9.1%	9.2%
% of FP17s Relating to Free Repair or Replacements	8	1,617	0.5%	0.9%	0.9%	0.7%
% of FP17s Relating to Continuations	7	1,617	0.4%	0.9%	1.0%	0.8%
% of Patients satisfied with the dentistry they have received	1	1	N/A	94.2%	94.4%	93.5%
% of Patients satisfied with the time they had to wait for an appointment	0	1	N/A	85.2%	88.1%	87.4%

* This is based on patients treated on this contract for their most recent course of treatment. Figures in italics indicate the base number of FP17s or Patient Questionnaire responses are less than 100. N/A is shown where the base number of responses is less than 10 during the period. % is calculated as Quantity/Base number*100

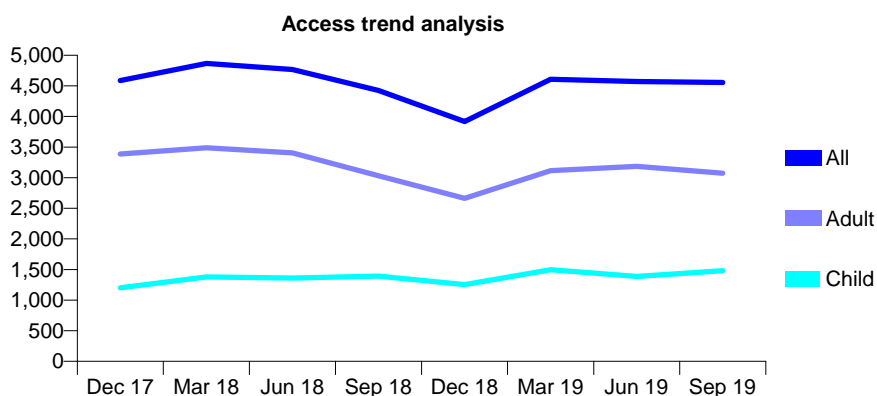
Q47 - Vital Signs At a Glance Contract Report for 151831/0001 - September 2019

Name or company name	Whitworth Dental Care Limited
Contract type name	GDS Contract
Purpose of contract	General
Contract start date	26/08/2011
Contract end date	

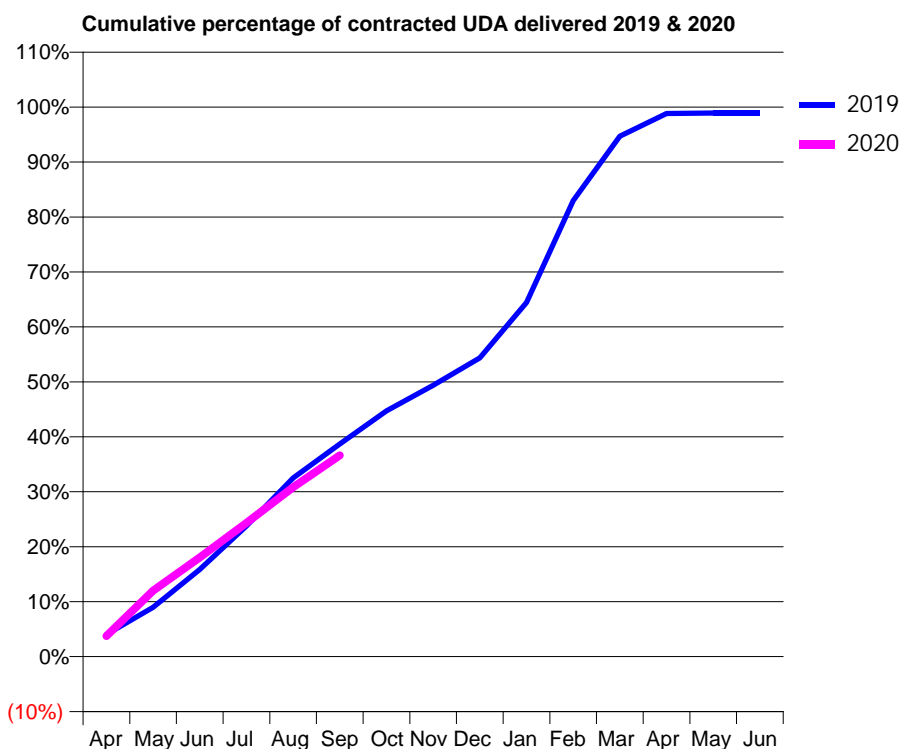
19/20 Contracted general activity (UDA)	10,612
Carry forward general activity (UDA)	116
19/20 Contracted orthodontic activity (UOA)	0
Carry forward orthodontic activity (UOA)	0
Baseline contract value	£354,126.59

ACCESS*

Patients seen in 24 months	Total	Change since previous quarter
Quarter ending September 2018	4,425	
Quarter ending December 2018	3,918	↓
Quarter ending March 2019	4,610	↑
Quarter ending June 2019	4,572	→
Quarter ending September 2019	4,555	→
Variance since September 2018	2.9%	↑



ACTIVITY



Month	Adjusted Scheduled Activity (UDA)	
	2019	2020
April	429	397
May	954	1,275
June	1,682	1,914
July	2,523	2,581
August	3,453	3,271
September	4,106	3,886
October	4,745	
November	5,240	
December	5,767	
January	6,837	
February	8,805	
March	10,046	
April	10,487	
May	10,494	
June	10,496	

QUALITY

	Quantity	Base Number	Contract	AT	Region	England
% of FP17s for the same patient ID Re-attending within 3 months - Children	262	1,439	18.2%	11.4%	12.1%	11.5%
% of FP17s for the same patient ID Re-attending within 3 months - Adults	127	1,176	10.8%	14.9%	15.6%	15.4%
% of FP17s for the same patient ID Re-attending between 3 & 9 months - Children	615	1,439	42.7%	60.1%	61.2%	59.7%
% of FP17s for the same patient ID Re-attending between 3 & 9 months - Adults	264	1,176	22.4%	52.8%	54.3%	51.7%
% of FP17s for Band 1 Urgent Courses	135	2,203	6.1%	10.0%	9.1%	9.2%
% of FP17s Relating to Free Repair or Replacements	1	2,203	0.0%	0.9%	0.9%	0.7%
% of FP17s Relating to Continuations	6	2,203	0.3%	0.9%	1.0%	0.8%
% of Patients satisfied with the dentistry they have received	1	1	N/A	94.2%	94.4%	93.5%
% of Patients satisfied with the time they had to wait for an appointment	1	1	N/A	85.2%	88.1%	87.4%

* This is based on patients treated on this contract for their most recent course of treatment. Figures in italics indicate the base number of FP17s or Patient Questionnaire responses are less than 100. N/A is shown where the base number of responses is less than 10 during the period. % is calculated as Quantity/Base number*100

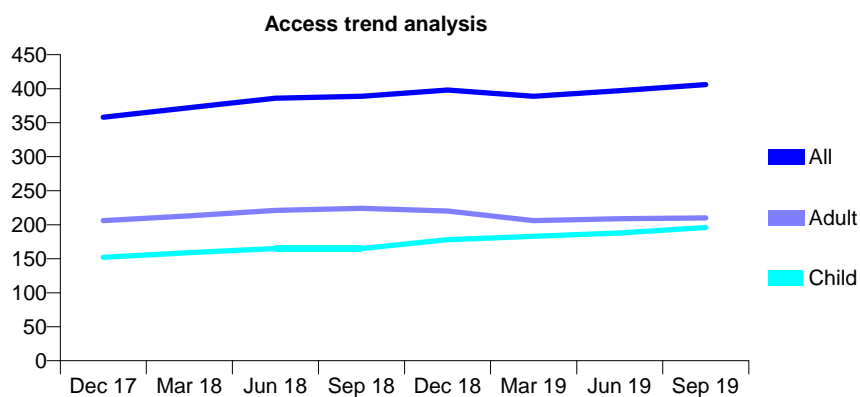
Q47 - Vital Signs At a Glance Contract Report for 152846/0001 - September 2019

Name or company name	Poulton Practice Ltd
Contract type name	GDS Contract
Purpose of contract	General
Contract start date	02/12/2009
Contract end date	

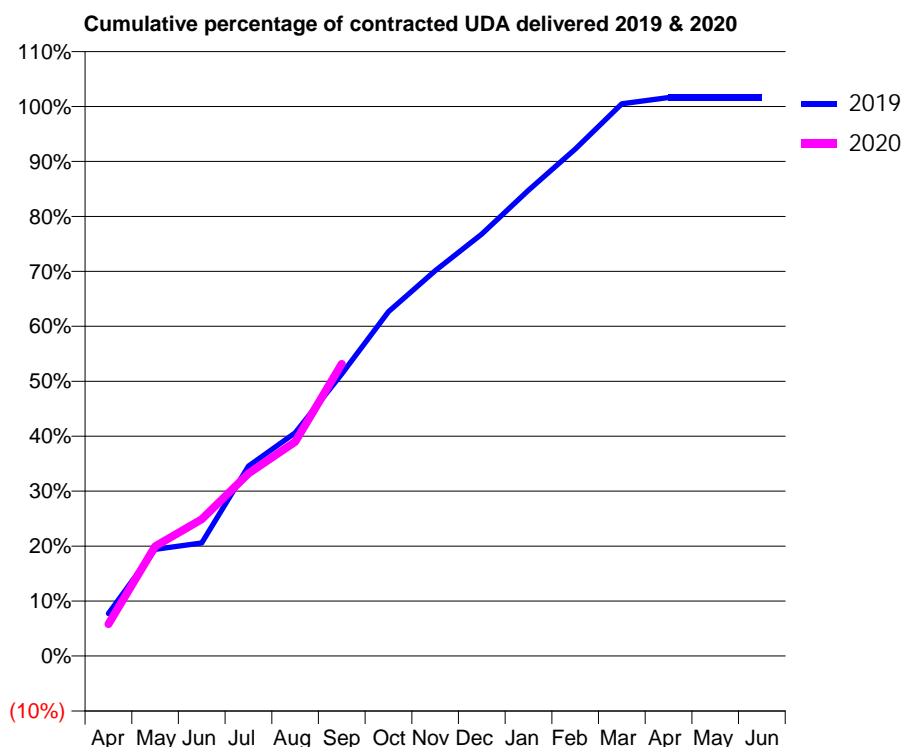
19/20 Contracted general activity (UDA)	900
Carry forward general activity (UDA)	-15
19/20 Contracted orthodontic activity (UOA)	0
Carry forward orthodontic activity (UOA)	0
Baseline contract value	£26,307.47

ACCESS*

Patients seen in 24 months	Total	Change since previous quarter
Quarter ending September 2018	389	
Quarter ending December 2018	398	↑
Quarter ending March 2019	389	↓
Quarter ending June 2019	397	↑
Quarter ending September 2019	406	↑
Variance since September 2018	4.4%	↑



ACTIVITY



Month	Adjusted Scheduled Activity (UDA)	
	2019	2020
April	70	52
May	175	180
June	185	224
July	311	299
August	366	351
September	462	478
October	564	
November	631	
December	691	
January	763	
February	830	
March	904	
April	915	
May	915	
June	915	

QUALITY

	Quantity	Base Number	Contract	AT	Region	England
% of FP17s for the same patient ID Re-attending within 3 months - Children	2	143	1.4%	11.4%	12.1%	11.5%
% of FP17s for the same patient ID Re-attending within 3 months - Adults	11	150	7.3%	14.9%	15.6%	15.4%
% of FP17s for the same patient ID Re-attending between 3 & 9 months - Children	106	143	74.1%	60.1%	61.2%	59.7%
% of FP17s for the same patient ID Re-attending between 3 & 9 months - Adults	112	150	74.7%	52.8%	54.3%	51.7%
% of FP17s for Band 1 Urgent Courses	12	283	4.2%	10.0%	9.1%	9.2%
% of FP17s Relating to Free Repair or Replacements	1	283	0.4%	0.9%	0.9%	0.7%
% of FP17s Relating to Continuations	2	283	0.7%	0.9%	1.0%	0.8%
% of Patients satisfied with the dentistry they have received	0	0	N/A	94.2%	94.4%	93.5%
% of Patients satisfied with the time they had to wait for an appointment	0	0	N/A	85.2%	88.1%	87.4%

* This is based on patients treated on this contract for their most recent course of treatment. Figures in italics indicate the base number of FP17s or Patient Questionnaire responses are less than 100. N/A is shown where the base number of responses is less than 10 during the period. % is calculated as Quantity/Base number*100

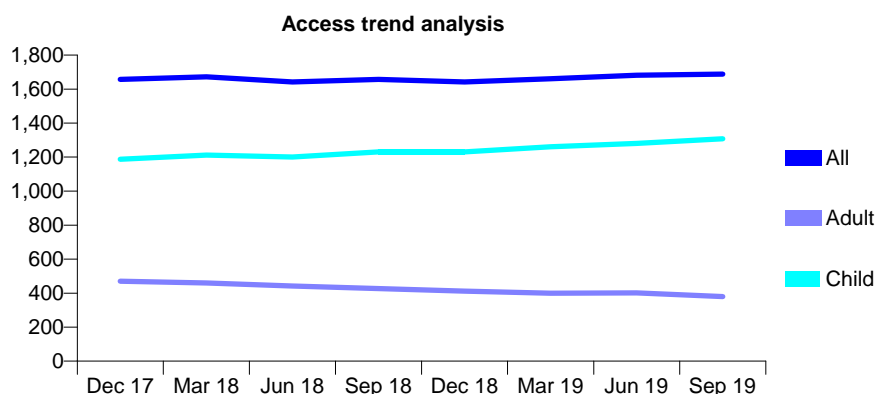
Q47 - Vital Signs At a Glance Contract Report for 155810/0001 - September 2019

Name or company name	Antley Villa Partnership
Contract type name	GDS Contract
Purpose of contract	General
Contract start date	01/04/2010
Contract end date	

19/20 Contracted general activity (UDA)	5,201
Carry forward general activity (UDA)	0
19/20 Contracted orthodontic activity (UOA)	0
Carry forward orthodontic activity (UOA)	0
Baseline contract value	£116,506.59

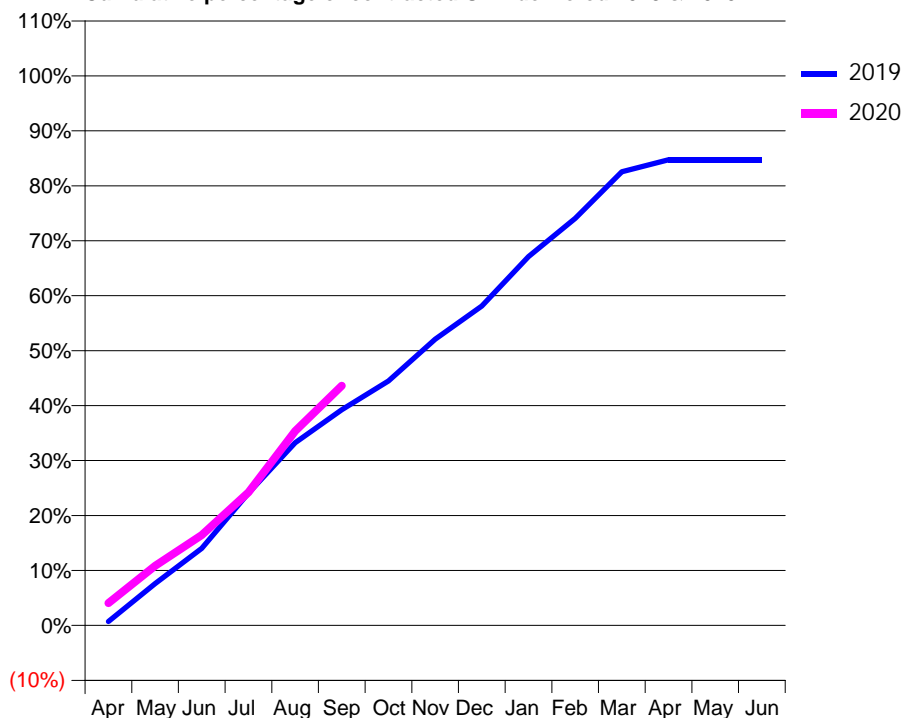
ACCESS*

Patients seen in 24 months	Total	Change since previous quarter
Quarter ending September 2018	1,657	
Quarter ending December 2018	1,642	→
Quarter ending March 2019	1,661	→
Quarter ending June 2019	1,681	→
Quarter ending September 2019	1,688	→
Variance since September 2018	1.9%	→



ACTIVITY

Cumulative percentage of contracted UDA delivered 2019 & 2020



Adjusted Scheduled Activity (UDA)

Month	2019	2020
April	38	212
May	396	565
June	729	855
July	1,252	1,261
August	1,730	1,840
September	2,042	2,269
October	2,314	
November	2,710	
December	3,022	
January	3,490	
February	3,853	
March	4,293	
April	4,406	
May	4,406	
June	4,406	

QUALITY

	Quantity	Base Number	Contract	AT	Region	England
% of FP17s for the same patient ID Re-attending within 3 months - Children	128	1,253	10.2%	11.4%	12.1%	11.5%
% of FP17s for the same patient ID Re-attending within 3 months - Adults	41	248	16.5%	14.9%	15.6%	15.4%
% of FP17s for the same patient ID Re-attending between 3 & 9 months - Children	804	1,253	64.2%	60.1%	61.2%	59.7%
% of FP17s for the same patient ID Re-attending between 3 & 9 months - Adults	158	248	63.7%	52.8%	54.3%	51.7%
% of FP17s for Band 1 Urgent Courses	48	1,432	3.4%	10.0%	9.1%	9.2%
% of FP17s Relating to Free Repair or Replacements	0	1,432	0.0%	0.9%	0.9%	0.7%
% of FP17s Relating to Continuations	15	1,432	1.0%	0.9%	1.0%	0.8%
% of Patients satisfied with the dentistry they have received	1	1	N/A	94.2%	94.4%	93.5%
% of Patients satisfied with the time they had to wait for an appointment	1	1	N/A	85.2%	88.1%	87.4%

* This is based on patients treated on this contract for their most recent course of treatment.

Figures in italics indicate the base number of FP17s or Patient Questionnaire responses are less than 100. N/A is shown where the base number of responses is less than 10 during the period. % is calculated as Quantity/Base number*100

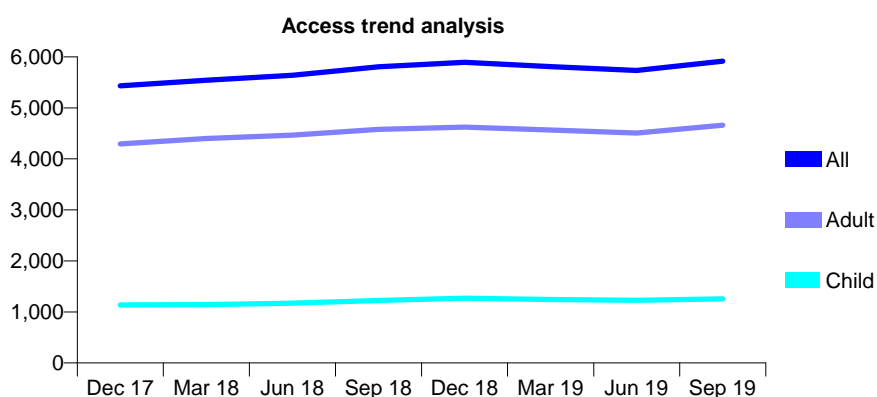
Q47 - Vital Signs At a Glance Contract Report for 156507/0001 - September 2019

Name or company name	Padiham Dental Practice
Contract type name	GDS Contract
Purpose of contract	General
Contract start date	01/11/2012
Contract end date	

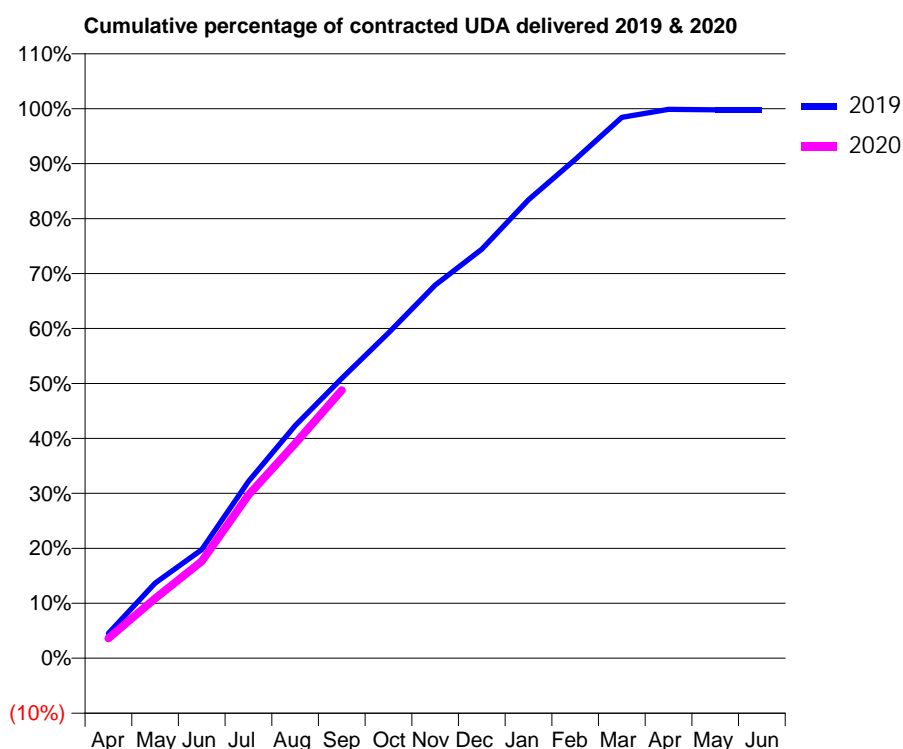
19/20 Contracted general activity (UDA)	18,384
Carry forward general activity (UDA)	41
19/20 Contracted orthodontic activity (UOA)	0
Carry forward orthodontic activity (UOA)	0
Baseline contract value	£549,077.32

ACCESS*

Patients seen in 24 months	Total	Change since previous quarter
Quarter ending September 2018	5,804	
Quarter ending December 2018	5,893	→
Quarter ending March 2019	5,809	↓
Quarter ending June 2019	5,734	↓
Quarter ending September 2019	5,915	↑
Variance since September 2018	1.9%	→



ACTIVITY



Month	2019	2020
April	833	666
May	2,515	2,001
June	3,633	3,241
July	5,914	5,458
August	7,783	7,184
September	9,360	8,965
October	10,885	
November	12,487	
December	13,680	
January	15,334	
February	16,685	
March	18,094	
April	18,360	
May	18,344	
June	18,343	

QUALITY

	Quantity	Base Number	Contract	AT	Region	England
% of FP17s for the same patient ID Re-attending within 3 months - Children	90	987	9.1%	11.4%	12.1%	11.5%
% of FP17s for the same patient ID Re-attending within 3 months - Adults	457	3,507	13.0%	14.9%	15.6%	15.4%
% of FP17s for the same patient ID Re-attending between 3 & 9 months - Children	589	987	59.7%	60.1%	61.2%	59.7%
% of FP17s for the same patient ID Re-attending between 3 & 9 months - Adults	2,171	3,507	61.9%	52.8%	54.3%	51.7%
% of FP17s for Band 1 Urgent Courses	427	4,350	9.8%	10.0%	9.1%	9.2%
% of FP17s Relating to Free Repair or Replacements	48	4,350	1.1%	0.9%	0.9%	0.7%
% of FP17s Relating to Continuations	20	4,350	0.5%	0.9%	1.0%	0.8%
% of Patients satisfied with the dentistry they have received	0	0	N/A	94.2%	94.4%	93.5%
% of Patients satisfied with the time they had to wait for an appointment	0	0	N/A	85.2%	88.1%	87.4%

* This is based on patients treated on this contract for their most recent course of treatment.

Figures in italics indicate the base number of FP17s or Patient Questionnaire responses are less than 100. N/A is shown where the base number of responses is less than 10 during the period. % is calculated as Quantity/Base number*100

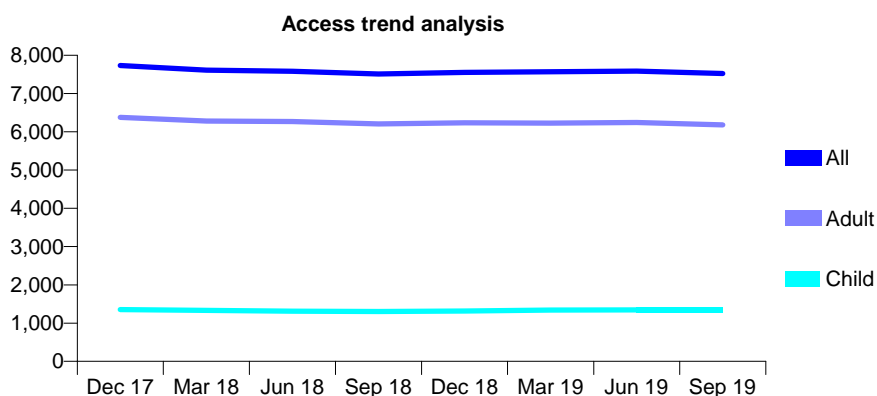
Q47 - Vital Signs At a Glance Contract Report for 157228/0001 - September 2019

Name or company name	Safehand's Dental Care
Contract type name	GDS Contract
Purpose of contract	General
Contract start date	01/04/2013
Contract end date	

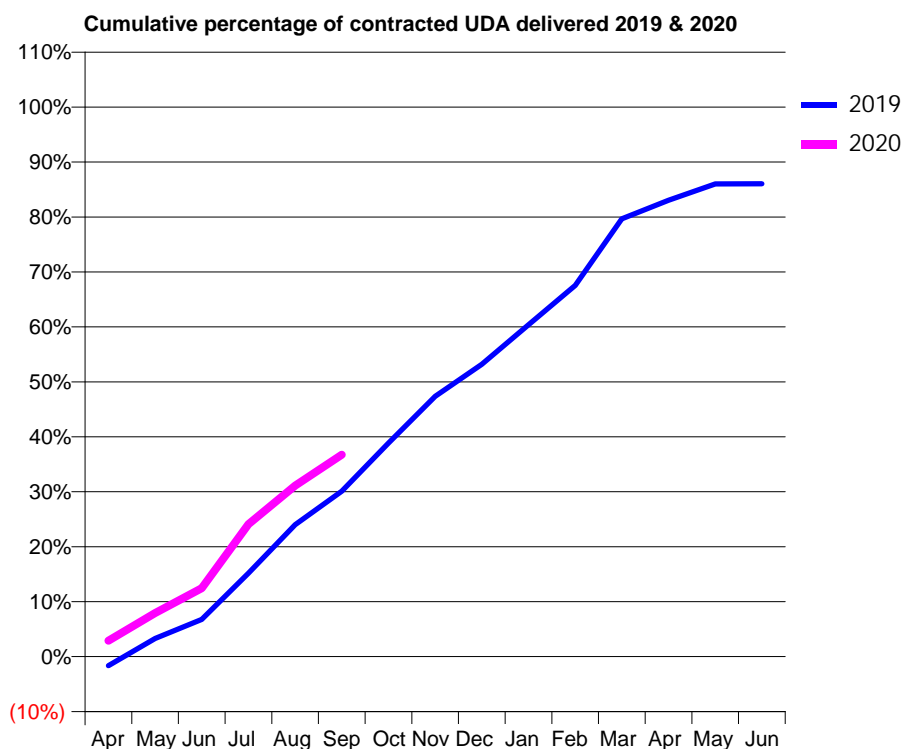
19/20 Contracted general activity (UDA)	24,091
Carry forward general activity (UDA)	0
19/20 Contracted orthodontic activity (UOA)	0
Carry forward orthodontic activity (UOA)	0
Baseline contract value	£549,160.47

ACCESS*

Patients seen in 24 months	Total	Change since previous quarter
Quarter ending September 2018	7,510	
Quarter ending December 2018	7,552	→
Quarter ending March 2019	7,568	→
Quarter ending June 2019	7,587	→
Quarter ending September 2019	7,523	→
Variance since September 2018	0.2%	→



ACTIVITY



Month	Adjusted Scheduled Activity (UDA)	
	2019	2020
April	-402	698
May	798	1,916
June	1,637	2,999
July	3,665	5,811
August	5,786	7,496
September	7,251	8,846
October	9,364	
November	11,410	
December	12,820	
January	14,548	
February	16,272	
March	19,191	
April	20,007	
May	20,722	
June	20,725	

QUALITY

	Quantity	Base Number	Contract	AT	Region	England
% of FP17s for the same patient ID Re-attending within 3 months - Children	54	940	5.7%	11.4%	12.1%	11.5%
% of FP17s for the same patient ID Re-attending within 3 months - Adults	492	4,150	11.9%	14.9%	15.6%	15.4%
% of FP17s for the same patient ID Re-attending between 3 & 9 months - Children	537	940	57.1%	60.1%	61.2%	59.7%
% of FP17s for the same patient ID Re-attending between 3 & 9 months - Adults	2,226	4,150	53.6%	52.8%	54.3%	51.7%
% of FP17s for Band 1 Urgent Courses	404	4,193	9.6%	10.0%	9.1%	9.2%
% of FP17s Relating to Free Repair or Replacements	23	4,193	0.5%	0.9%	0.9%	0.7%
% of FP17s Relating to Continuations	12	4,193	0.3%	0.9%	1.0%	0.8%
% of Patients satisfied with the dentistry they have received	1	1	N/A	94.2%	94.4%	93.5%
% of Patients satisfied with the time they had to wait for an appointment	1	1	N/A	85.2%	88.1%	87.4%

* This is based on patients treated on this contract for their most recent course of treatment. Figures in italics indicate the base number of FP17s or Patient Questionnaire responses are less than 100. N/A is shown where the base number of responses is less than 10 during the period. % is calculated as Quantity/Base number*100

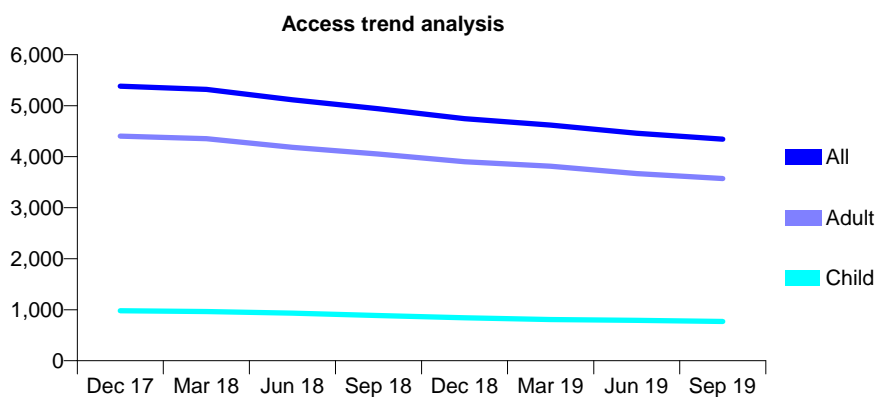
Q47 - Vital Signs At a Glance Contract Report for 157333/0001 - September 2019

Name or company name	West Lodge Dental Practice Partnership
Contract type name	GDS Contract
Purpose of contract	General
Contract start date	01/04/2013
Contract end date	

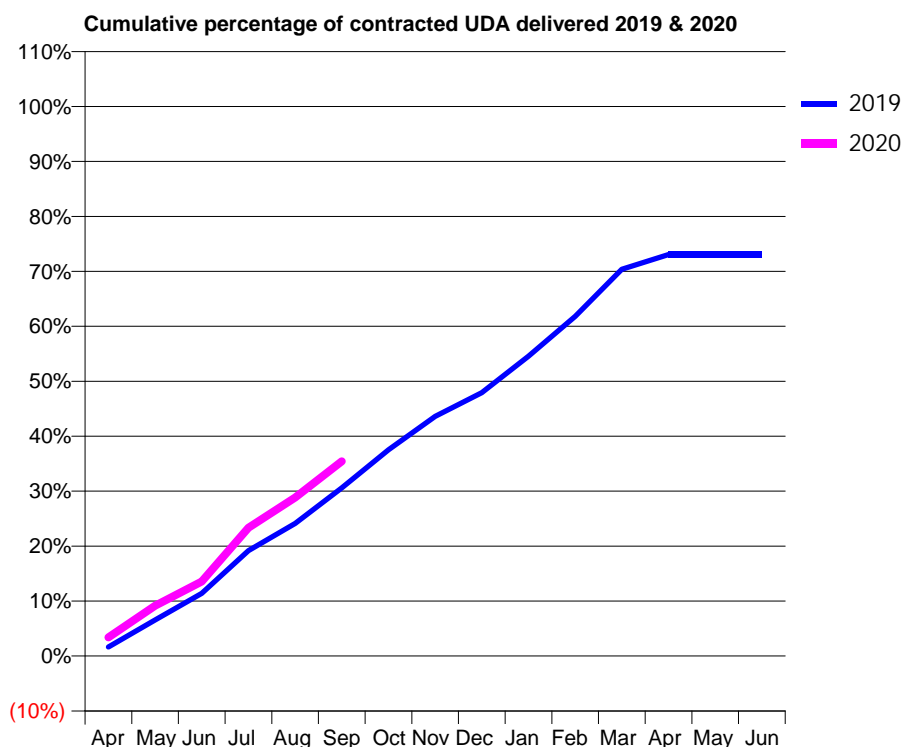
19/20 Contracted general activity (UDA)	15,064
Carry forward general activity (UDA)	0
19/20 Contracted orthodontic activity (UOA)	0
Carry forward orthodontic activity (UOA)	0
Baseline contract value	£340,436.46

ACCESS*

Patients seen in 24 months	Total	Change since previous quarter
Quarter ending September 2018	4,940	
Quarter ending December 2018	4,744	↓
Quarter ending March 2019	4,620	↓
Quarter ending June 2019	4,460	↓
Quarter ending September 2019	4,343	↓
Variance since September 2018	(12.1%)	↓



ACTIVITY



Month	Adjusted Scheduled Activity (UDA)	
	2019	2020
April	252	513
May	989	1,380
June	1,720	2,041
July	2,891	3,517
August	3,636	4,346
September	4,607	5,338
October	5,652	
November	6,569	
December	7,218	
January	8,219	
February	9,312	
March	10,599	
April	11,005	
May	11,006	
June	11,006	

QUALITY

	Quantity	Base Number	Contract	AT	Region	England
% of FP17s for the same patient ID Re-attending within 3 months - Children	31	525	5.9%	11.4%	12.1%	11.5%
% of FP17s for the same patient ID Re-attending within 3 months - Adults	261	2,358	11.1%	14.9%	15.6%	15.4%
% of FP17s for the same patient ID Re-attending between 3 & 9 months - Children	301	525	57.3%	60.1%	61.2%	59.7%
% of FP17s for the same patient ID Re-attending between 3 & 9 months - Adults	1,253	2,358	53.1%	52.8%	54.3%	51.7%
% of FP17s for Band 1 Urgent Courses	213	2,702	7.9%	10.0%	9.1%	9.2%
% of FP17s Relating to Free Repair or Replacements	7	2,702	0.3%	0.9%	0.9%	0.7%
% of FP17s Relating to Continuations	32	2,702	1.2%	0.9%	1.0%	0.8%
% of Patients satisfied with the dentistry they have received	2	2	N/A	94.2%	94.4%	93.5%
% of Patients satisfied with the time they had to wait for an appointment	2	2	N/A	85.2%	88.1%	87.4%

* This is based on patients treated on this contract for their most recent course of treatment. Figures in italics indicate the base number of FP17s or Patient Questionnaire responses are less than 100. N/A is shown where the base number of responses is less than 10 during the period. % is calculated as Quantity/Base number*100

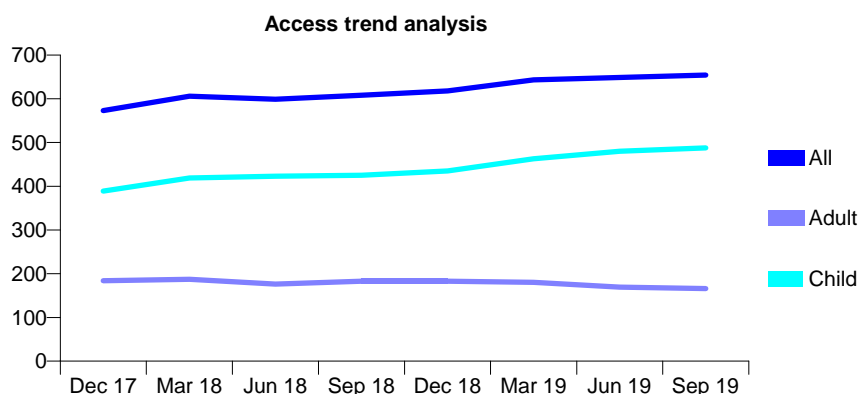
Q47 - Vital Signs At a Glance Contract Report for 158739/0001 - September 2019

Name or company name	Colne Dental Care
Contract type name	GDS Contract
Purpose of contract	General
Contract start date	01/04/2009
Contract end date	

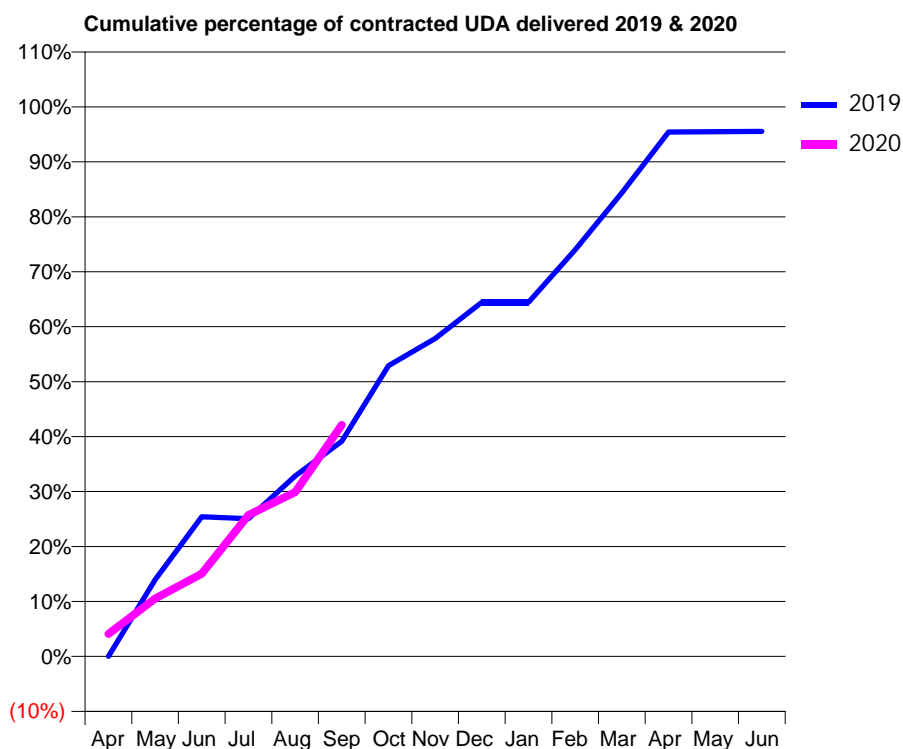
19/20 Contracted general activity (UDA)	2,150
Carry forward general activity (UDA)	0
19/20 Contracted orthodontic activity (UOA)	0
Carry forward orthodontic activity (UOA)	0
Baseline contract value	£50,839.86

ACCESS*

Patients seen in 24 months	Total	Change since previous quarter
Quarter ending September 2018	608	
Quarter ending December 2018	618	→
Quarter ending March 2019	643	↑
Quarter ending June 2019	649	→
Quarter ending September 2019	654	→
Variance since September 2018	7.6%	↑



ACTIVITY



Month	2019	2020
April	0	88
May	300	227
June	546	324
July	539	553
August	706	643
September	842	906
October	1,137	
November	1,244	
December	1,385	
January	1,385	
February	1,591	
March	1,814	
April	2,051	
May	2,053	
June	2,054	

QUALITY

	Quantity	Base Number	Contract	AT	Region	England
% of FP17s for the same patient ID Re-attending within 3 months - Children	106	580	18.3%	11.4%	12.1%	11.5%
% of FP17s for the same patient ID Re-attending within 3 months - Adults	22	123	17.9%	14.9%	15.6%	15.4%
% of FP17s for the same patient ID Re-attending between 3 & 9 months - Children	324	580	55.9%	60.1%	61.2%	59.7%
% of FP17s for the same patient ID Re-attending between 3 & 9 months - Adults	70	123	56.9%	52.8%	54.3%	51.7%
% of FP17s for Band 1 Urgent Courses	25	559	4.5%	10.0%	9.1%	9.2%
% of FP17s Relating to Free Repair or Replacements	1	559	0.2%	0.9%	0.9%	0.7%
% of FP17s Relating to Continuations	0	559	0.0%	0.9%	1.0%	0.8%
% of Patients satisfied with the dentistry they have received	0	0	N/A	94.2%	94.4%	93.5%
% of Patients satisfied with the time they had to wait for an appointment	0	0	N/A	85.2%	88.1%	87.4%

* This is based on patients treated on this contract for their most recent course of treatment. Figures in italics indicate the base number of FP17s or Patient Questionnaire responses are less than 100. N/A is shown where the base number of responses is less than 10 during the period. % is calculated as Quantity/Base number*100

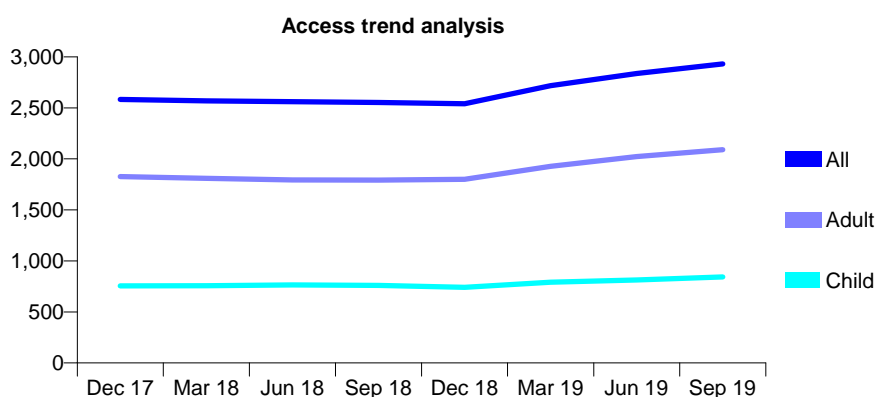
Q47 - Vital Signs At a Glance Contract Report for 159468/0001 - September 2019

Name or company name	Eccleston Dental Practice (Ltd)
Contract type name	GDS Contract
Purpose of contract	General
Contract start date	01/04/2008
Contract end date	

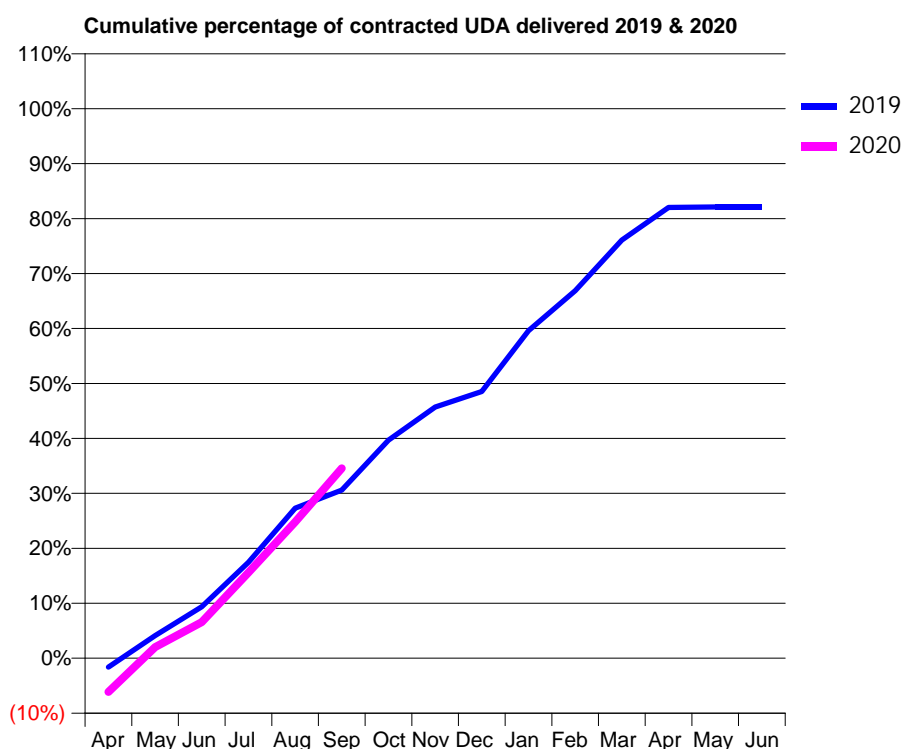
19/20 Contracted general activity (UDA)	10,559
Carry forward general activity (UDA)	1,000
19/20 Contracted orthodontic activity (UOA)	0
Carry forward orthodontic activity (UOA)	0
Baseline contract value	£297,199.77

ACCESS*

Patients seen in 24 months	Total	Change since previous quarter
Quarter ending September 2018	2,553	
Quarter ending December 2018	2,541	→
Quarter ending March 2019	2,718	↑
Quarter ending June 2019	2,837	↑
Quarter ending September 2019	2,931	↑
Variance since September 2018	14.8%	↑



ACTIVITY



Month	2019	2020
April	-168	-649
May	425	213
June	966	693
July	1,800	1,647
August	2,815	2,620
September	3,154	3,647
October	4,091	
November	4,712	
December	5,003	
January	6,145	
February	6,894	
March	7,844	
April	8,455	
May	8,465	
June	8,465	

QUALITY

	Quantity	Base Number	Contract	AT	Region	England
% of FP17s for the same patient ID Re-attending within 3 months - Children	51	596	8.6%	11.4%	12.1%	11.5%
% of FP17s for the same patient ID Re-attending within 3 months - Adults	211	1,514	13.9%	14.9%	15.6%	15.4%
% of FP17s for the same patient ID Re-attending between 3 & 9 months - Children	283	596	47.5%	60.1%	61.2%	59.7%
% of FP17s for the same patient ID Re-attending between 3 & 9 months - Adults	682	1,514	45.0%	52.8%	54.3%	51.7%
% of FP17s for Band 1 Urgent Courses	198	1,920	10.3%	10.0%	9.1%	9.2%
% of FP17s Relating to Free Repair or Replacements	16	1,920	0.8%	0.9%	0.9%	0.7%
% of FP17s Relating to Continuations	12	1,920	0.6%	0.9%	1.0%	0.8%
% of Patients satisfied with the dentistry they have received	1	1	N/A	94.2%	94.4%	93.5%
% of Patients satisfied with the time they had to wait for an appointment	1	1	N/A	85.2%	88.1%	87.4%

* This is based on patients treated on this contract for their most recent course of treatment.

Figures in italics indicate the base number of FP17s or Patient Questionnaire responses are less than 100. N/A is shown where the base number of responses is less than 10 during the period. % is calculated as Quantity/Base number*100

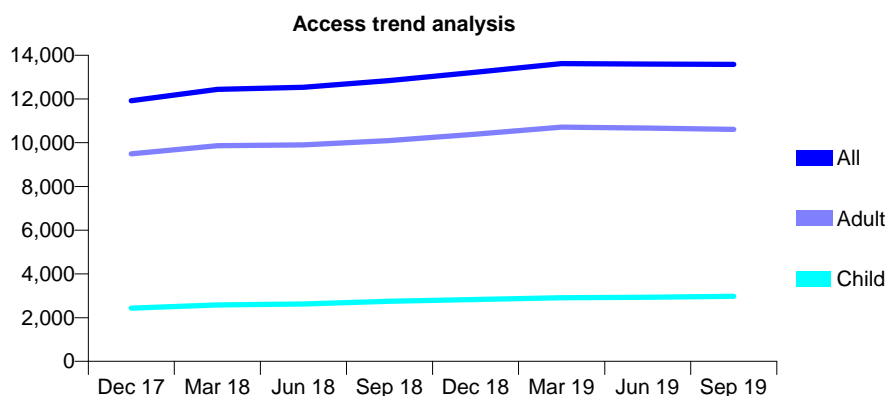
Q47 - Vital Signs At a Glance Contract Report for 159859/0001 - September 2019

Name or company name	Hardhorn Dental Practice
Contract type name	GDS Contract
Purpose of contract	General
Contract start date	01/04/2015
Contract end date	

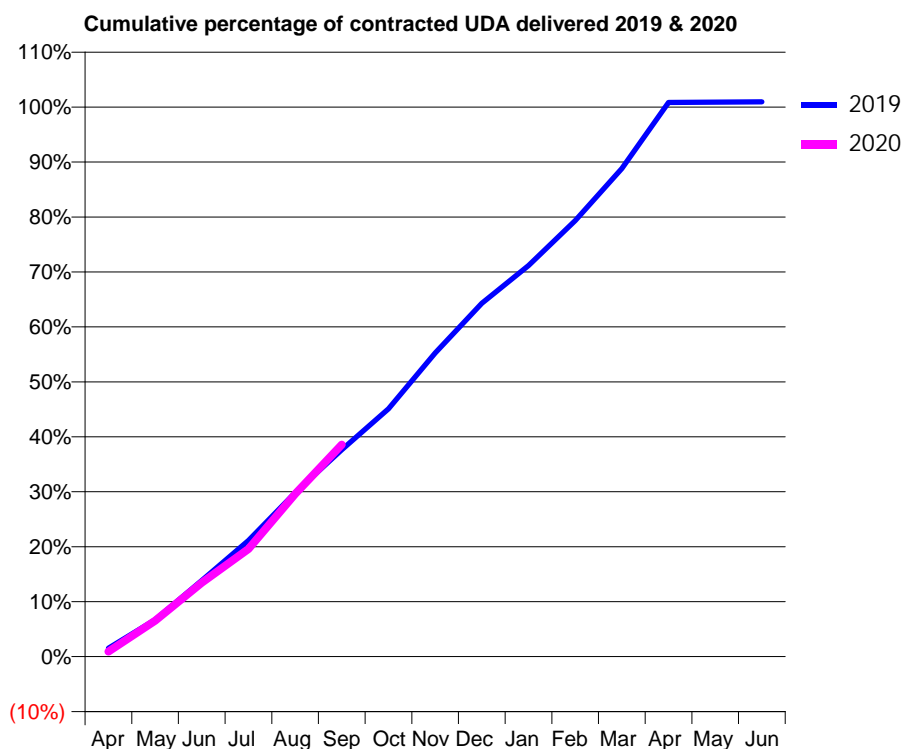
19/20 Contracted general activity (UDA)	39,516
Carry forward general activity (UDA)	-371
19/20 Contracted orthodontic activity (UOA)	0
Carry forward orthodontic activity (UOA)	0
Baseline contract value	£1,177,109.98

ACCESS*

Patients seen in 24 months	Total	Change since previous quarter
Quarter ending September 2018	12,846	
Quarter ending December 2018	13,223	↑
Quarter ending March 2019	13,619	↑
Quarter ending June 2019	13,593	→
Quarter ending September 2019	13,585	→
Variance since September 2018	5.8%	↑



ACTIVITY



Month	Adjusted Scheduled Activity (UDA)	
	2019	2020
April	611	371
May	2,648	2,586
June	5,472	5,320
July	8,346	7,740
August	11,790	11,695
September	14,881	15,240
October	17,823	
November	21,836	
December	25,403	
January	28,124	
February	31,353	
March	35,097	
April	39,853	
May	39,872	
June	39,887	

QUALITY

	Quantity	Base Number	Contract	AT	Region	England
% of FP17s for the same patient ID Re-attending within 3 months - Children	184	2,520	7.3%	11.4%	12.1%	11.5%
% of FP17s for the same patient ID Re-attending within 3 months - Adults	1,103	7,759	14.2%	14.9%	15.6%	15.4%
% of FP17s for the same patient ID Re-attending between 3 & 9 months - Children	1,626	2,520	64.5%	60.1%	61.2%	59.7%
% of FP17s for the same patient ID Re-attending between 3 & 9 months - Adults	4,478	7,759	57.7%	52.8%	54.3%	51.7%
% of FP17s for Band 1 Urgent Courses	610	7,613	8.0%	10.0%	9.1%	9.2%
% of FP17s Relating to Free Repair or Replacements	53	7,613	0.7%	0.9%	0.9%	0.7%
% of FP17s Relating to Continuations	30	7,613	0.4%	0.9%	1.0%	0.8%
% of Patients satisfied with the dentistry they have received	4	6	N/A	94.2%	94.4%	93.5%
% of Patients satisfied with the time they had to wait for an appointment	3	6	N/A	85.2%	88.1%	87.4%

* This is based on patients treated on this contract for their most recent course of treatment. Figures in italics indicate the base number of FP17s or Patient Questionnaire responses are less than 100. N/A is shown where the base number of responses is less than 10 during the period. % is calculated as Quantity/Base number*100

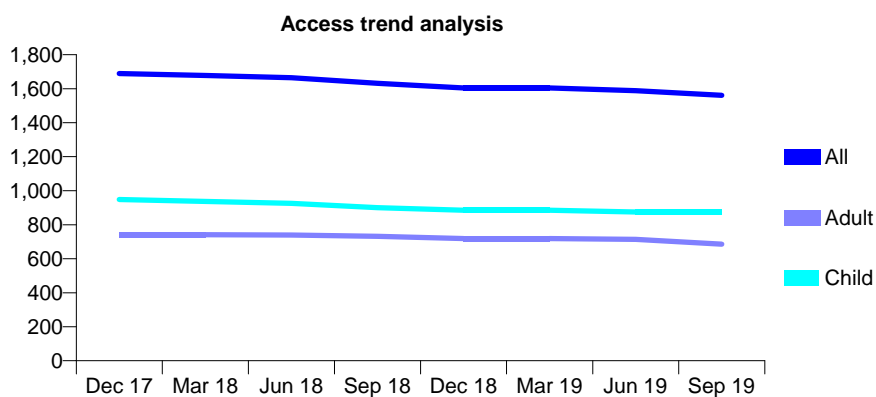
Q47 - Vital Signs At a Glance Contract Report for 161470/0001 - September 2019

Name or company name	Cottage Dental Ormskirk LLP
Contract type name	GDS Contract
Purpose of contract	General
Contract start date	01/01/2011
Contract end date	

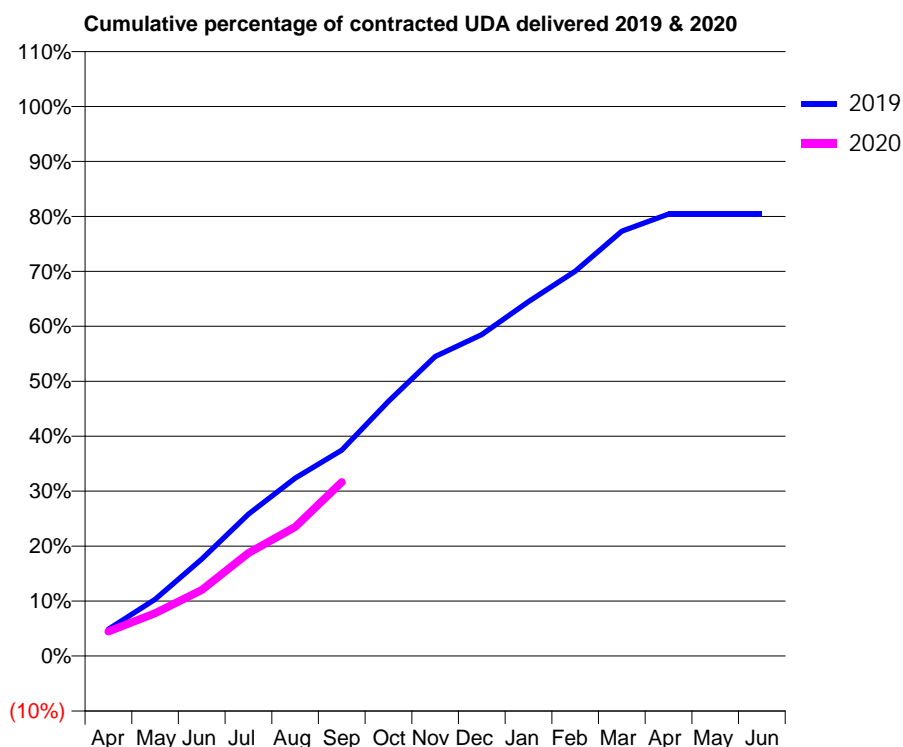
19/20 Contracted general activity (UDA)	5,004
Carry forward general activity (UDA)	0
19/20 Contracted orthodontic activity (UOA)	0
Carry forward orthodontic activity (UOA)	0
Baseline contract value	£150,926.54

ACCESS*

Patients seen in 24 months	Total	Change since previous quarter
Quarter ending September 2018	1,632	
Quarter ending December 2018	1,604	↓
Quarter ending March 2019	1,604	→
Quarter ending June 2019	1,589	→
Quarter ending September 2019	1,561	↓
Variance since September 2018	(4.4%)	↓



ACTIVITY



Month	Adjusted Scheduled Activity (UDA)	
	2019	2020
April	245	224
May	516	390
June	882	602
July	1,293	938
August	1,621	1,175
September	1,876	1,584
October	2,320	
November	2,727	
December	2,927	
January	3,227	
February	3,504	
March	3,869	
April	4,024	
May	4,024	
June	4,025	

QUALITY

	Quantity	Base Number	Contract	AT	Region	England
% of FP17s for the same patient ID Re-attending within 3 months - Children	120	885	13.6%	11.4%	12.1%	11.5%
% of FP17s for the same patient ID Re-attending within 3 months - Adults	40	391	10.2%	14.9%	15.6%	15.4%
% of FP17s for the same patient ID Re-attending between 3 & 9 months - Children	596	885	67.3%	60.1%	61.2%	59.7%
% of FP17s for the same patient ID Re-attending between 3 & 9 months - Adults	267	391	68.3%	52.8%	54.3%	51.7%
% of FP17s for Band 1 Urgent Courses	65	1,152	5.6%	10.0%	9.1%	9.2%
% of FP17s Relating to Free Repair or Replacements	3	1,152	0.3%	0.9%	0.9%	0.7%
% of FP17s Relating to Continuations	1	1,152	0.1%	0.9%	1.0%	0.8%
% of Patients satisfied with the dentistry they have received	0	0	N/A	94.2%	94.4%	93.5%
% of Patients satisfied with the time they had to wait for an appointment	0	0	N/A	85.2%	88.1%	87.4%

* This is based on patients treated on this contract for their most recent course of treatment. Figures in italics indicate the base number of FP17s or Patient Questionnaire responses are less than 100. N/A is shown where the base number of responses is less than 10 during the period. % is calculated as Quantity/Base number*100

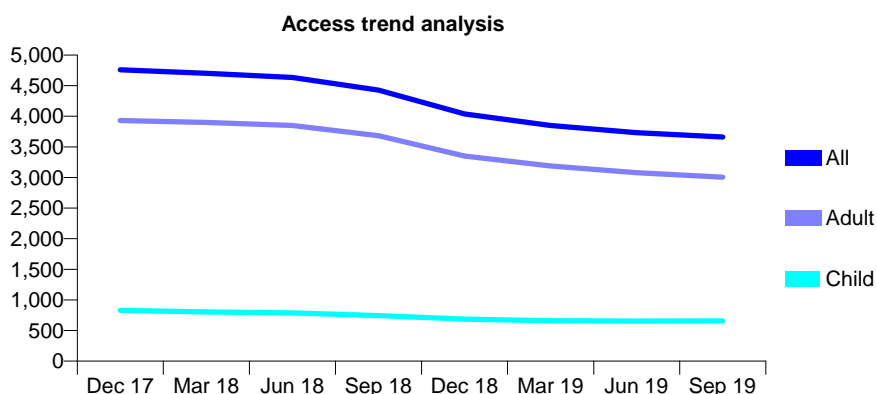
Q47 - Vital Signs At a Glance Contract Report for 164143/0001 - September 2019

Name or company name	Warner Dental Practice Partnership
Contract type name	GDS Contract
Purpose of contract	General
Contract start date	01/08/2013
Contract end date	

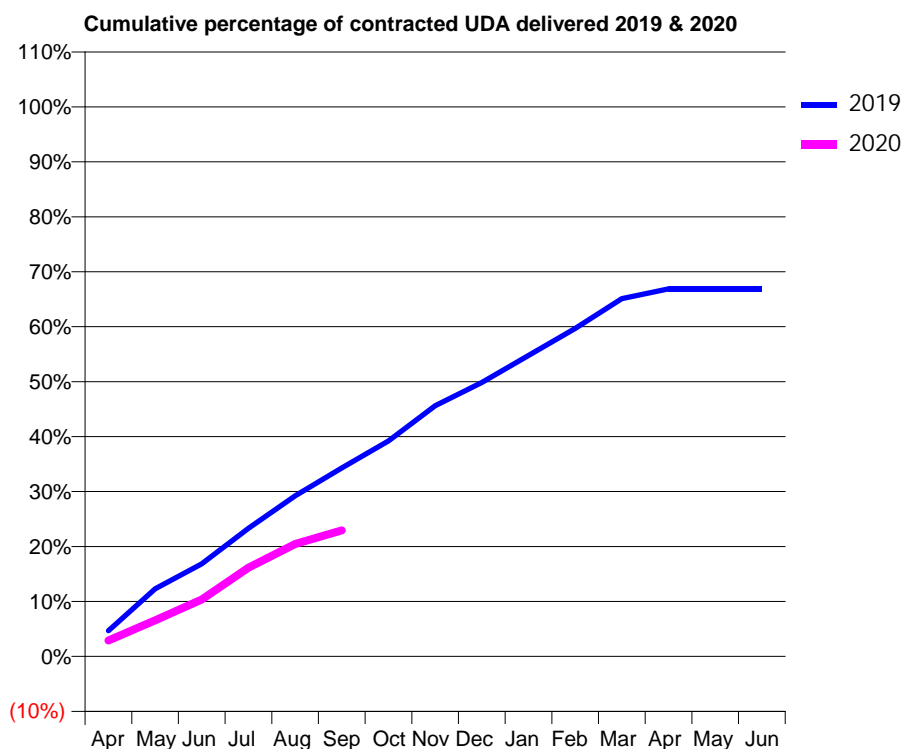
19/20 Contracted general activity (UDA)	15,296
Carry forward general activity (UDA)	0
19/20 Contracted orthodontic activity (UOA)	0
Carry forward orthodontic activity (UOA)	0
Baseline contract value	£414,838.86

ACCESS*

Patients seen in 24 months	Total	Change since previous quarter
Quarter ending September 2018	4,428	
Quarter ending December 2018	4,038	↓
Quarter ending March 2019	3,850	↓
Quarter ending June 2019	3,732	↓
Quarter ending September 2019	3,662	↓
Variance since September 2018	(17.3%)	↓



ACTIVITY



Month	2019	2020
April	713	445
May	1,883	1,005
June	2,579	1,581
July	3,563	2,470
August	4,470	3,130
September	5,248	3,509
October	5,995	
November	6,975	
December	7,626	
January	8,376	
February	9,130	
March	9,955	
April	10,229	
May	10,229	
June	10,229	

QUALITY

	Quantity	Base Number	Contract	AT	Region	England
% of FP17s for the same patient ID Re-attending within 3 months - Children	21	489	4.3%	11.4%	12.1%	11.5%
% of FP17s for the same patient ID Re-attending within 3 months - Adults	139	1,660	8.4%	14.9%	15.6%	15.4%
% of FP17s for the same patient ID Re-attending between 3 & 9 months - Children	321	489	65.6%	60.1%	61.2%	59.7%
% of FP17s for the same patient ID Re-attending between 3 & 9 months - Adults	971	1,660	58.5%	52.8%	54.3%	51.7%
% of FP17s for Band 1 Urgent Courses	101	2,003	5.0%	10.0%	9.1%	9.2%
% of FP17s Relating to Free Repair or Replacements	8	2,003	0.4%	0.9%	0.9%	0.7%
% of FP17s Relating to Continuations	13	2,003	0.6%	0.9%	1.0%	0.8%
% of Patients satisfied with the dentistry they have received	1	1	N/A	94.2%	94.4%	93.5%
% of Patients satisfied with the time they had to wait for an appointment	1	1	N/A	85.2%	88.1%	87.4%

* This is based on patients treated on this contract for their most recent course of treatment. Figures in italics indicate the base number of FP17s or Patient Questionnaire responses are less than 100. N/A is shown where the base number of responses is less than 10 during the period. % is calculated as Quantity/Base number*100

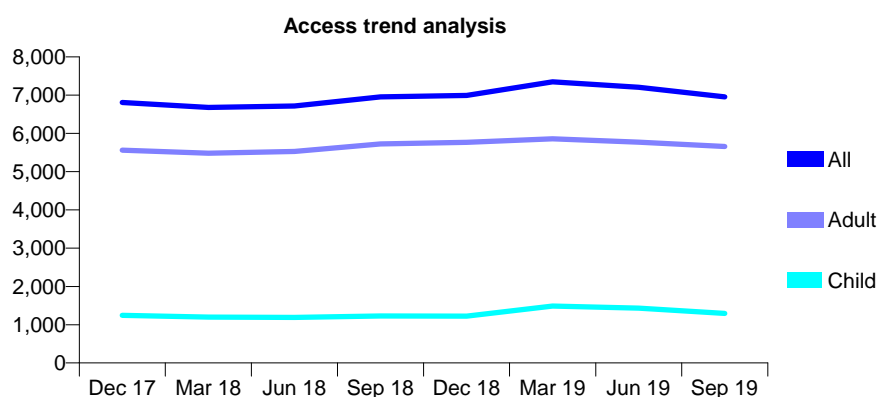
Q47 - Vital Signs At a Glance Contract Report for 165158/0001 - September 2019

Name or company name	The Haverflatts Lane Dental Practice
Contract type name	GDS Contract
Purpose of contract	General
Contract start date	25/11/2009
Contract end date	

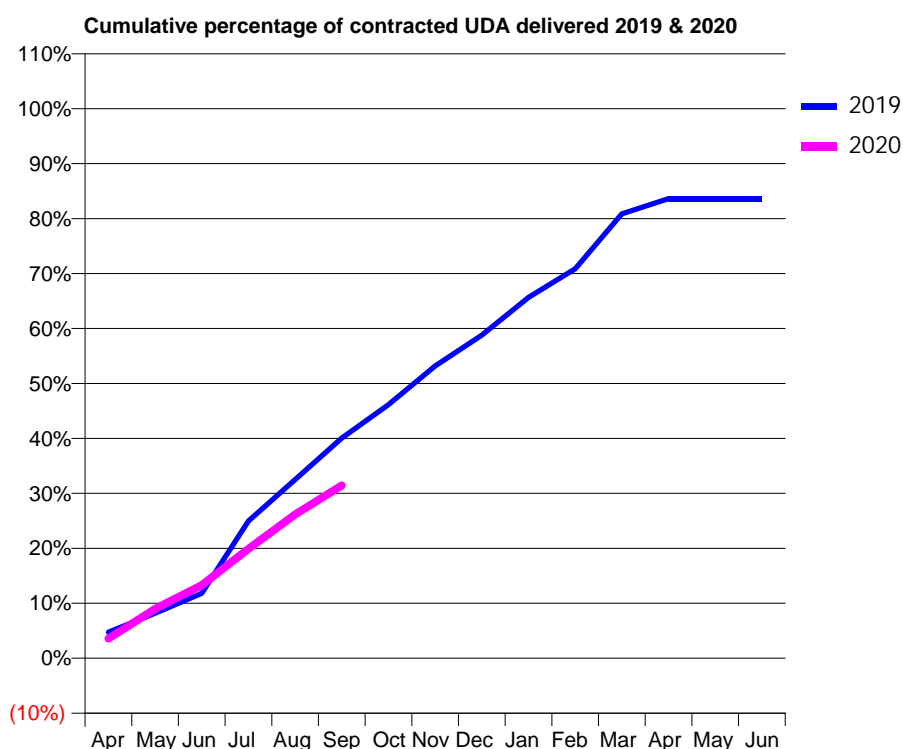
19/20 Contracted general activity (UDA)	21,001
Carry forward general activity (UDA)	0
19/20 Contracted orthodontic activity (UOA)	0
Carry forward orthodontic activity (UOA)	0
Baseline contract value	£565,613.19

ACCESS*

Patients seen in 24 months	Total	Change since previous quarter
Quarter ending September 2018	6,956	
Quarter ending December 2018	6,990	→
Quarter ending March 2019	7,345	↑
Quarter ending June 2019	7,206	↓
Quarter ending September 2019	6,953	↓
Variance since September 2018	(0.0%)	→



ACTIVITY



Month	2019	2020
April	998	752
May	1,722	1,888
June	2,479	2,791
July	5,247	4,181
August	6,833	5,494
September	8,412	6,601
October	9,692	
November	11,169	
December	12,346	
January	13,787	
February	14,882	
March	16,984	
April	17,566	
May	17,564	
June	17,564	

QUALITY

	Quantity	Base Number	Contract	AT	Region	England
% of FP17s for the same patient ID Re-attending within 3 months - Children	35	871	4.0%	11.4%	12.1%	11.5%
% of FP17s for the same patient ID Re-attending within 3 months - Adults	332	3,192	10.4%	14.9%	15.6%	15.4%
% of FP17s for the same patient ID Re-attending between 3 & 9 months - Children	452	871	51.9%	60.1%	61.2%	59.7%
% of FP17s for the same patient ID Re-attending between 3 & 9 months - Adults	1,257	3,192	39.4%	52.8%	54.3%	51.7%
% of FP17s for Band 1 Urgent Courses	246	3,739	6.6%	10.0%	9.1%	9.2%
% of FP17s Relating to Free Repair or Replacements	38	3,739	1.0%	0.9%	0.9%	0.7%
% of FP17s Relating to Continuations	57	3,739	1.5%	0.9%	1.0%	0.8%
% of Patients satisfied with the dentistry they have received	1	2	N/A	94.2%	94.4%	93.5%
% of Patients satisfied with the time they had to wait for an appointment	0	2	N/A	85.2%	88.1%	87.4%

* This is based on patients treated on this contract for their most recent course of treatment. Figures in italics indicate the base number of FP17s or Patient Questionnaire responses are less than 100. N/A is shown where the base number of responses is less than 10 during the period. % is calculated as Quantity/Base number*100

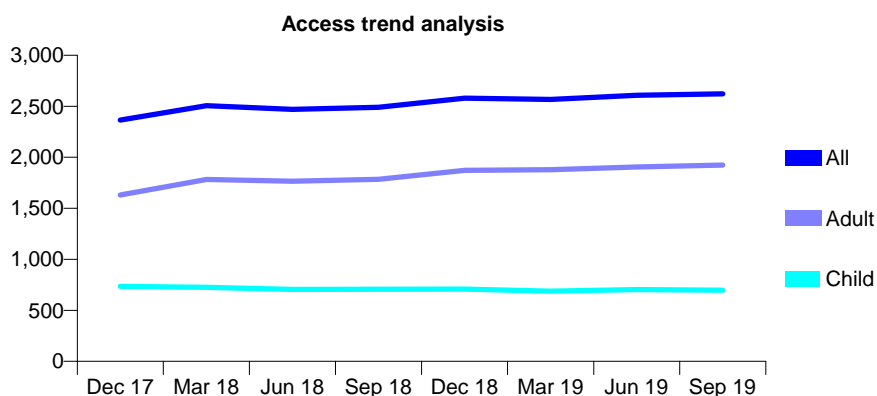
Q47 - Vital Signs At a Glance Contract Report for 166537/0001 - September 2019

Name or company name	Miss R Dhariwal
Contract type name	GDS Contract
Purpose of contract	General and Orthodontic
Contract start date	01/08/2010
Contract end date	

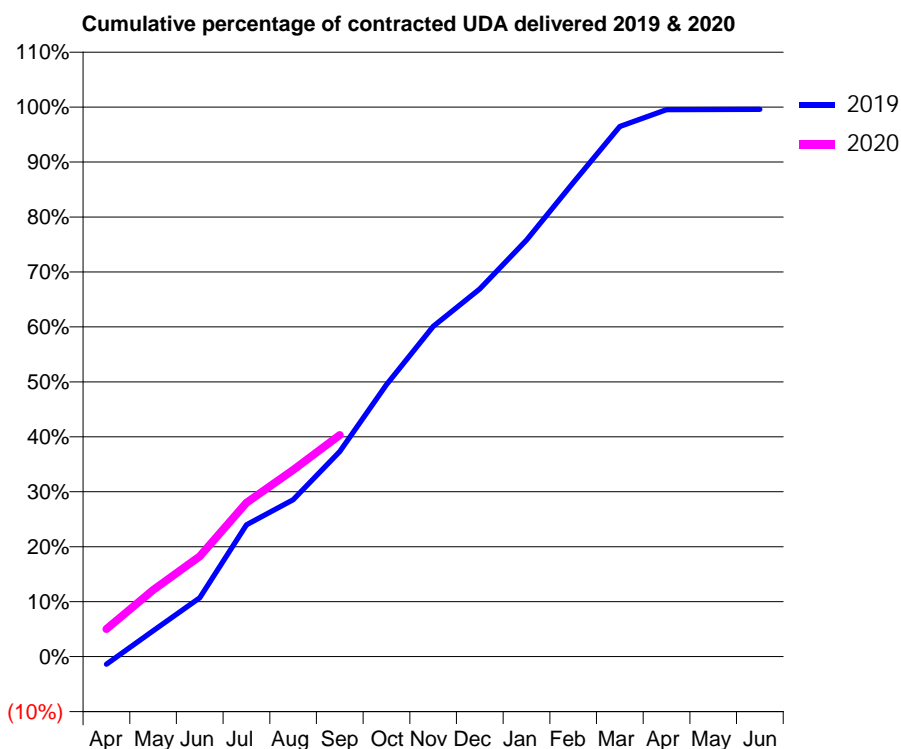
19/20 Contracted general activity (UDA)	6,200
Carry forward general activity (UDA)	0
19/20 Contracted orthodontic activity (UOA)	146
Carry forward orthodontic activity (UOA)	0
Baseline contract value	£207,538.11

ACCESS*

Patients seen in 24 months	Total	Change since previous quarter
Quarter ending September 2018	2,491	
Quarter ending December 2018	2,580	↑
Quarter ending March 2019	2,567	→
Quarter ending June 2019	2,609	→
Quarter ending September 2019	2,621	→
Variance since September 2018	5.2%	↑



ACTIVITY



Month	Adjusted Scheduled Activity (UDA)	
	2019	2020
April	-86	312
May	293	753
June	664	1,133
July	1,487	1,737
August	1,770	2,107
September	2,313	2,500
October	3,068	
November	3,727	
December	4,149	
January	4,699	
February	5,348	
March	5,981	
April	6,171	
May	6,172	
June	6,173	

QUALITY

	Quantity	Base Number	Contract	AT	Region	England
% of FP17s for the same patient ID Re-attending within 3 months - Children	23	486	4.7%	11.4%	12.1%	11.5%
% of FP17s for the same patient ID Re-attending within 3 months - Adults	67	1,017	6.6%	14.9%	15.6%	15.4%
% of FP17s for the same patient ID Re-attending between 3 & 9 months - Children	322	486	66.3%	60.1%	61.2%	59.7%
% of FP17s for the same patient ID Re-attending between 3 & 9 months - Adults	487	1,017	47.9%	52.8%	54.3%	51.7%
% of FP17s for Band 1 Urgent Courses	108	1,377	7.8%	10.0%	9.1%	9.2%
% of FP17s Relating to Free Repair or Replacements	14	1,377	1.0%	0.9%	0.9%	0.7%
% of FP17s Relating to Continuations	7	1,377	0.5%	0.9%	1.0%	0.8%
% of Patients satisfied with the dentistry they have received	1	1	N/A	94.2%	94.4%	93.5%
% of Patients satisfied with the time they had to wait for an appointment	1	1	N/A	85.2%	88.1%	87.4%

* This is based on patients treated on this contract for their most recent course of treatment. Figures in italics indicate the base number of FP17s or Patient Questionnaire responses are less than 100. N/A is shown where the base number of responses is less than 10 during the period. % is calculated as Quantity/Base number*100

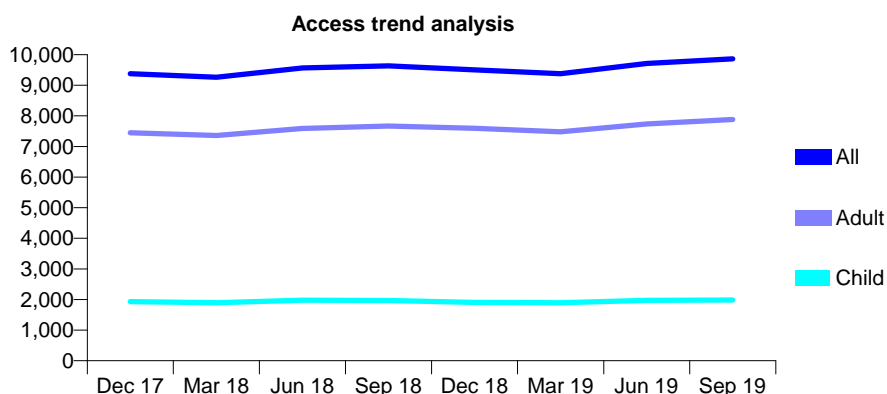
Q47 - Vital Signs At a Glance Contract Report for 167339/0001 - September 2019

Name or company name	St Annes Dental Clinic Ltd
Contract type name	GDS Contract
Purpose of contract	General
Contract start date	06/04/2013
Contract end date	

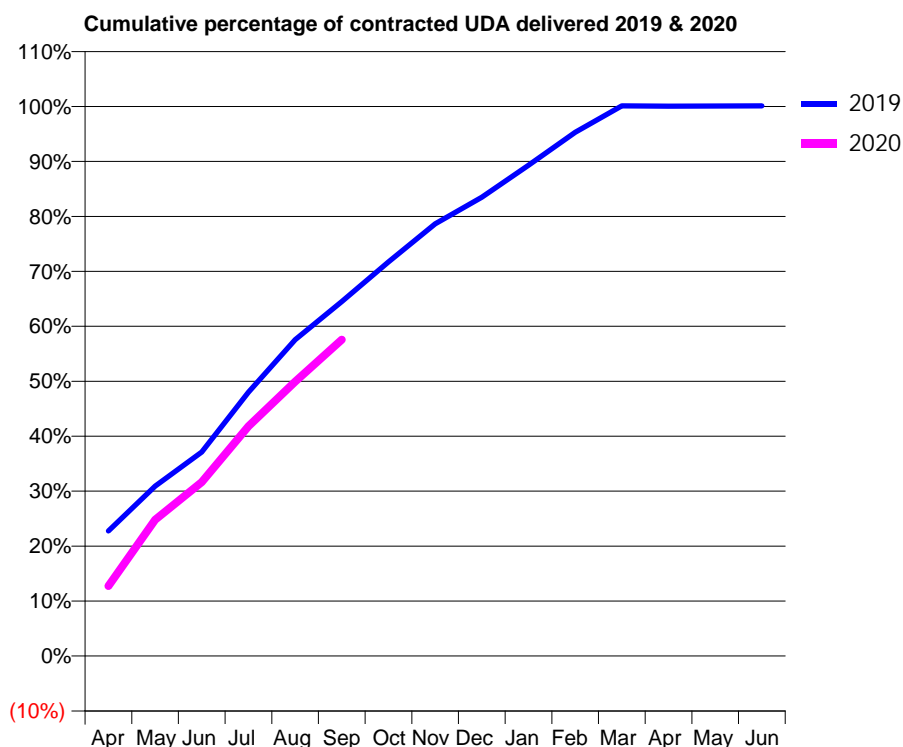
19/20 Contracted general activity (UDA)	30,321
Carry forward general activity (UDA)	0
19/20 Contracted orthodontic activity (UOA)	0
Carry forward orthodontic activity (UOA)	0
Baseline contract value	£991,263.25

ACCESS*

Patients seen in 24 months	Total	Change since previous quarter
Quarter ending September 2018	9,632	
Quarter ending December 2018	9,499	↓
Quarter ending March 2019	9,377	↓
Quarter ending June 2019	9,709	↑
Quarter ending September 2019	9,863	→
Variance since September 2018	2.4%	↑



ACTIVITY



Month	Adjusted Scheduled Activity (UDA)	
	2019	2020
April	6,405	3,866
May	8,700	7,520
June	10,447	9,597
July	13,515	12,672
August	16,204	15,138
September	18,150	17,447
October	20,189	
November	22,136	
December	23,500	
January	25,131	
February	26,826	
March	28,177	
April	28,157	
May	28,174	
June	28,176	

QUALITY

	Quantity	Base Number	Contract	AT	Region	England
% of FP17s for the same patient ID Re-attending within 3 months - Children	169	1,797	9.4%	11.4%	12.1%	11.5%
% of FP17s for the same patient ID Re-attending within 3 months - Adults	963	6,640	14.5%	14.9%	15.6%	15.4%
% of FP17s for the same patient ID Re-attending between 3 & 9 months - Children	1,011	1,797	56.3%	60.1%	61.2%	59.7%
% of FP17s for the same patient ID Re-attending between 3 & 9 months - Adults	3,319	6,640	50.0%	52.8%	54.3%	51.7%
% of FP17s for Band 1 Urgent Courses	548	8,437	6.5%	10.0%	9.1%	9.2%
% of FP17s Relating to Free Repair or Replacements	55	8,437	0.7%	0.9%	0.9%	0.7%
% of FP17s Relating to Continuations	108	8,437	1.3%	0.9%	1.0%	0.8%
% of Patients satisfied with the dentistry they have received	2	2	N/A	94.2%	94.4%	93.5%
% of Patients satisfied with the time they had to wait for an appointment	2	2	N/A	85.2%	88.1%	87.4%

* This is based on patients treated on this contract for their most recent course of treatment. Figures in italics indicate the base number of FP17s or Patient Questionnaire responses are less than 100. N/A is shown where the base number of responses is less than 10 during the period. % is calculated as Quantity/Base number*100

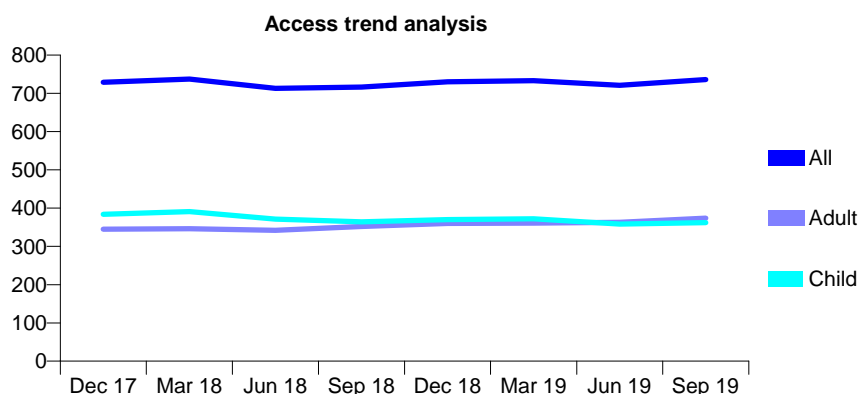
Q47 - Vital Signs At a Glance Contract Report for 167711/0001 - September 2019

Name or company name	Bridge Dental Practice
Contract type name	GDS Contract
Purpose of contract	General and Orthodontic
Contract start date	01/09/2014
Contract end date	

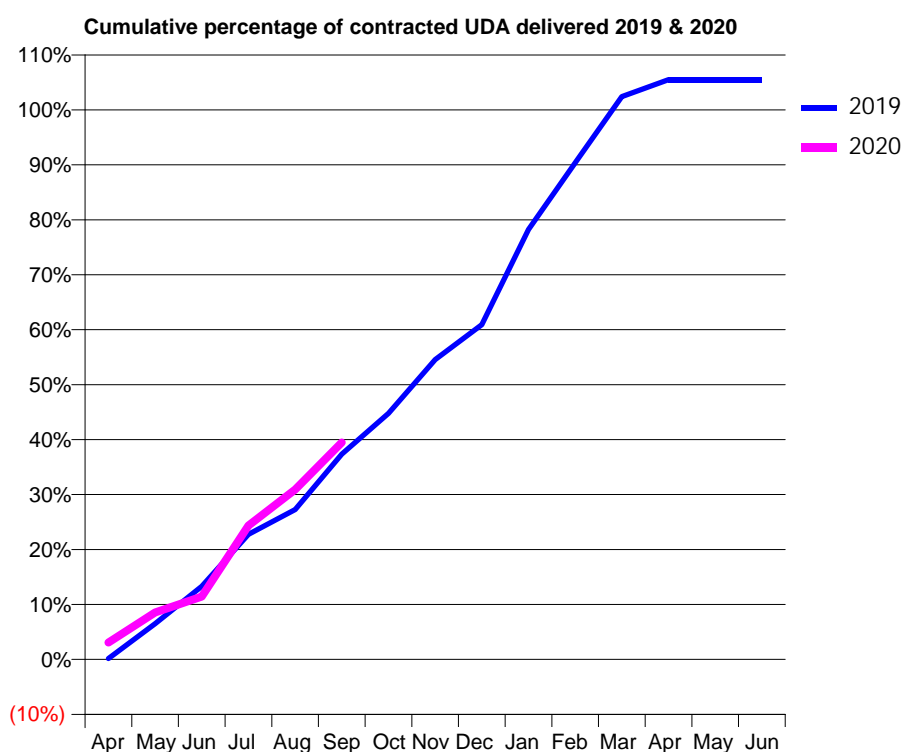
19/20 Contracted general activity (UDA)	2,000
Carry forward general activity (UDA)	0
19/20 Contracted orthodontic activity (UOA)	617
Carry forward orthodontic activity (UOA)	0
Baseline contract value	£83,724.41

ACCESS*

Patients seen in 24 months	Total	Change since previous quarter
Quarter ending September 2018	716	
Quarter ending December 2018	730	→
Quarter ending March 2019	733	→
Quarter ending June 2019	721	↓
Quarter ending September 2019	736	↑
Variance since September 2018	2.8%	↑



ACTIVITY



Month	2019	2020
April	3	61
May	130	171
June	266	229
July	455	487
August	546	618
September	747	789
October	896	
November	1,091	
December	1,219	
January	1,565	
February	1,808	
March	2,048	
April	2,110	
May	2,110	
June	2,110	

QUALITY

	Quantity	Base Number	Contract	AT	Region	England
% of FP17s for the same patient ID Re-attending within 3 months - Children	59	265	22.3%	11.4%	12.1%	11.5%
% of FP17s for the same patient ID Re-attending within 3 months - Adults	45	203	22.2%	14.9%	15.6%	15.4%
% of FP17s for the same patient ID Re-attending between 3 & 9 months - Children	115	265	43.4%	60.1%	61.2%	59.7%
% of FP17s for the same patient ID Re-attending between 3 & 9 months - Adults	93	203	45.8%	52.8%	54.3%	51.7%
% of FP17s for Band 1 Urgent Courses	42	437	9.6%	10.0%	9.1%	9.2%
% of FP17s Relating to Free Repair or Replacements	0	437	0.0%	0.9%	0.9%	0.7%
% of FP17s Relating to Continuations	1	437	0.2%	0.9%	1.0%	0.8%
% of Patients satisfied with the dentistry they have received	0	0	N/A	94.2%	94.4%	93.5%
% of Patients satisfied with the time they had to wait for an appointment	0	0	N/A	85.2%	88.1%	87.4%

* This is based on patients treated on this contract for their most recent course of treatment. Figures in italics indicate the base number of FP17s or Patient Questionnaire responses are less than 100. N/A is shown where the base number of responses is less than 10 during the period. % is calculated as Quantity/Base number*100

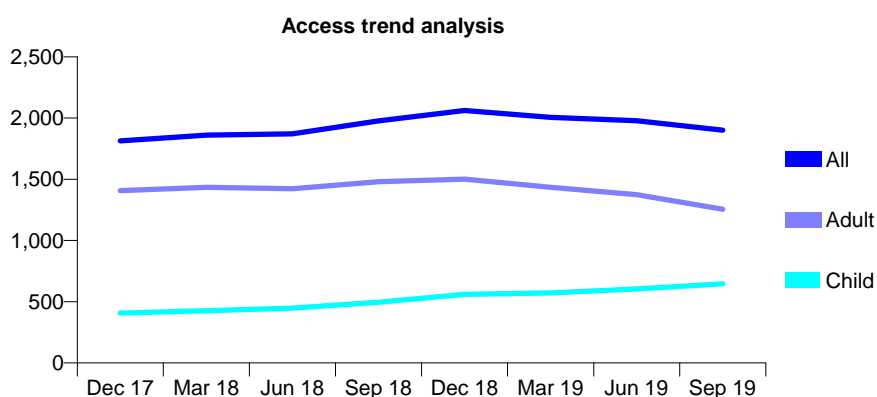
Q47 - Vital Signs At a Glance Contract Report for 168416/0001 - September 2019

Name or company name	Nelson Centre Dental Practice
Contract type name	GDS Contract
Purpose of contract	General
Contract start date	01/04/2013
Contract end date	

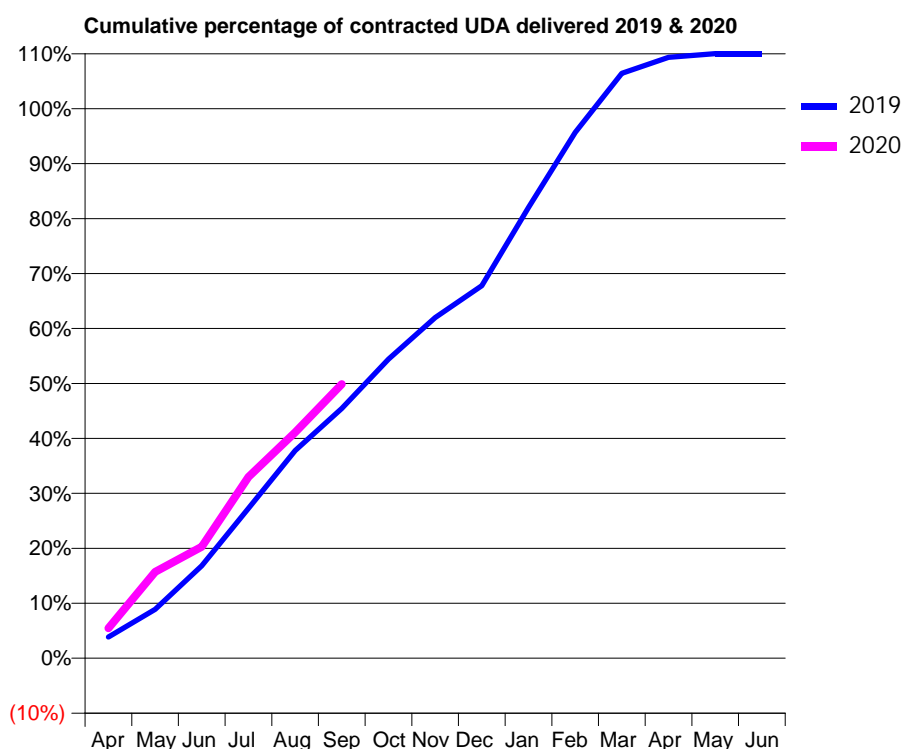
19/20 Contracted general activity (UDA)	5,750
Carry forward general activity (UDA)	-115
19/20 Contracted orthodontic activity (UOA)	0
Carry forward orthodontic activity (UOA)	0
Baseline contract value	£191,873.40

ACCESS*

Patients seen in 24 months	Total	Change since previous quarter
Quarter ending September 2018	1,977	
Quarter ending December 2018	2,063	↑
Quarter ending March 2019	2,006	↓
Quarter ending June 2019	1,979	↓
Quarter ending September 2019	1,901	↓
Variance since September 2018	(3.8%)	↓



ACTIVITY



Month	Adjusted Scheduled Activity (UDA)	
	2019	2020
April	223	315
May	512	903
June	968	1,167
July	1,568	1,896
August	2,174	2,365
September	2,613	2,868
October	3,129	
November	3,565	
December	3,898	
January	4,717	
February	5,501	
March	6,119	
April	6,287	
May	6,326	
June	6,326	

QUALITY

	Quantity	Base Number	Contract	AT	Region	England
% of FP17s for the same patient ID Re-attending within 3 months - Children	91	667	13.6%	11.4%	12.1%	11.5%
% of FP17s for the same patient ID Re-attending within 3 months - Adults	150	664	22.6%	14.9%	15.6%	15.4%
% of FP17s for the same patient ID Re-attending between 3 & 9 months - Children	376	667	56.4%	60.1%	61.2%	59.7%
% of FP17s for the same patient ID Re-attending between 3 & 9 months - Adults	294	664	44.3%	52.8%	54.3%	51.7%
% of FP17s for Band 1 Urgent Courses	105	1,237	8.5%	10.0%	9.1%	9.2%
% of FP17s Relating to Free Repair or Replacements	0	1,237	0.0%	0.9%	0.9%	0.7%
% of FP17s Relating to Continuations	4	1,237	0.3%	0.9%	1.0%	0.8%
% of Patients satisfied with the dentistry they have received	2	2	N/A	94.2%	94.4%	93.5%
% of Patients satisfied with the time they had to wait for an appointment	2	2	N/A	85.2%	88.1%	87.4%

* This is based on patients treated on this contract for their most recent course of treatment.

Figures in italics indicate the base number of FP17s or Patient Questionnaire responses are less than 100. N/A is shown where the base number of responses is less than 10 during the period. % is calculated as Quantity/Base number*100

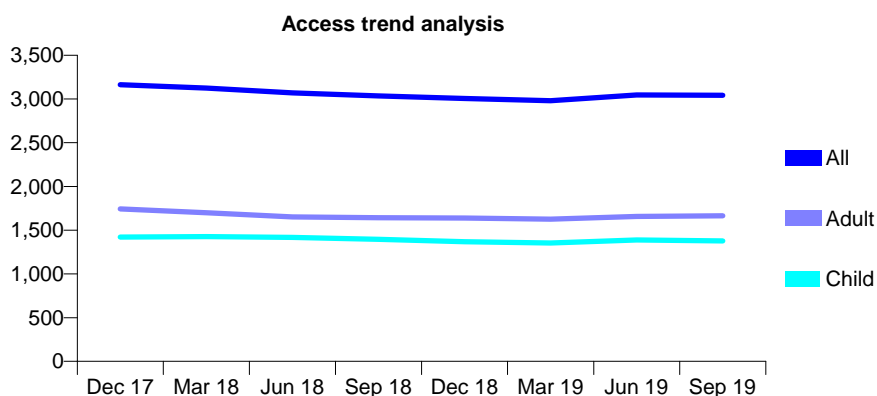
Q47 - Vital Signs At a Glance Contract Report for 168467/0001 - September 2019

Name or company name	Schofield & Pickup
Contract type name	GDS Contract
Purpose of contract	General
Contract start date	22/10/2012
Contract end date	

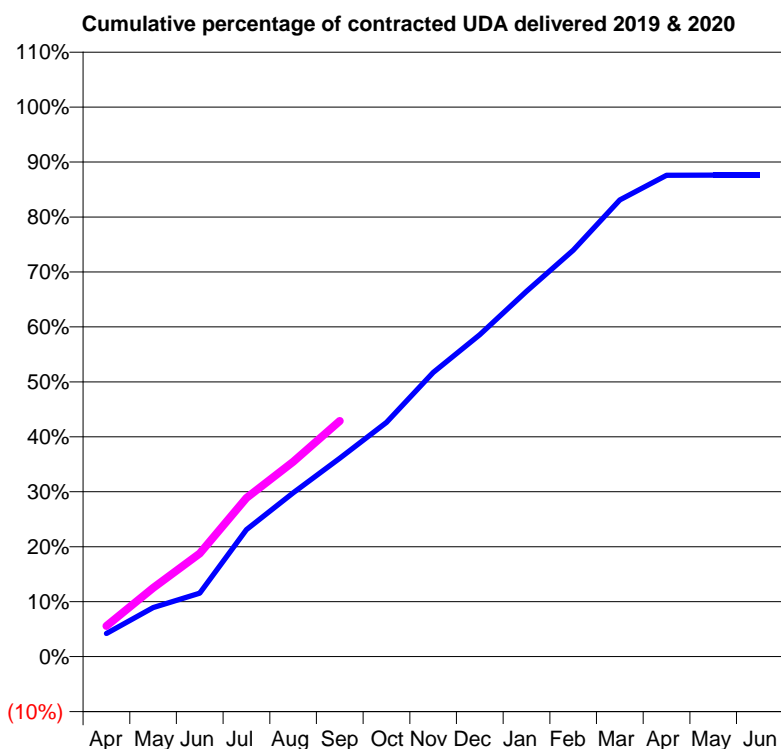
19/20 Contracted general activity (UDA)	9,500
Carry forward general activity (UDA)	0
19/20 Contracted orthodontic activity (UOA)	0
Carry forward orthodontic activity (UOA)	0
Baseline contract value	£262,409.39

ACCESS*

Patients seen in 24 months	Total	Change since previous quarter
Quarter ending September 2018	3,036	
Quarter ending December 2018	3,006	→
Quarter ending March 2019	2,981	→
Quarter ending June 2019	3,046	↑
Quarter ending September 2019	3,043	→
Variance since September 2018	0.2%	→



ACTIVITY



Month	Adjusted Scheduled Activity (UDA)	
	2019	2020
April	400	530
May	849	1,189
June	1,096	1,783
July	2,195	2,742
August	2,833	3,370
September	3,430	4,075
October	4,049	
November	4,913	
December	5,563	
January	6,316	
February	7,026	
March	7,894	
April	8,321	
May	8,324	
June	8,324	

QUALITY

	Quantity	Base Number	Contract	AT	Region	England
% of FP17s for the same patient ID Re-attending within 3 months - Children	145	1,316	11.0%	11.4%	12.1%	11.5%
% of FP17s for the same patient ID Re-attending within 3 months - Adults	241	1,395	17.3%	14.9%	15.6%	15.4%
% of FP17s for the same patient ID Re-attending between 3 & 9 months - Children	876	1,316	66.6%	60.1%	61.2%	59.7%
% of FP17s for the same patient ID Re-attending between 3 & 9 months - Adults	880	1,395	63.1%	52.8%	54.3%	51.7%
% of FP17s for Band 1 Urgent Courses	131	2,475	5.3%	10.0%	9.1%	9.2%
% of FP17s Relating to Free Repair or Replacements	23	2,475	0.9%	0.9%	0.9%	0.7%
% of FP17s Relating to Continuations	4	2,475	0.2%	0.9%	1.0%	0.8%
% of Patients satisfied with the dentistry they have received	1	1	N/A	94.2%	94.4%	93.5%
% of Patients satisfied with the time they had to wait for an appointment	1	1	N/A	85.2%	88.1%	87.4%

* This is based on patients treated on this contract for their most recent course of treatment. Figures in italics indicate the base number of FP17s or Patient Questionnaire responses are less than 100. N/A is shown where the base number of responses is less than 10 during the period. % is calculated as Quantity/Base number*100

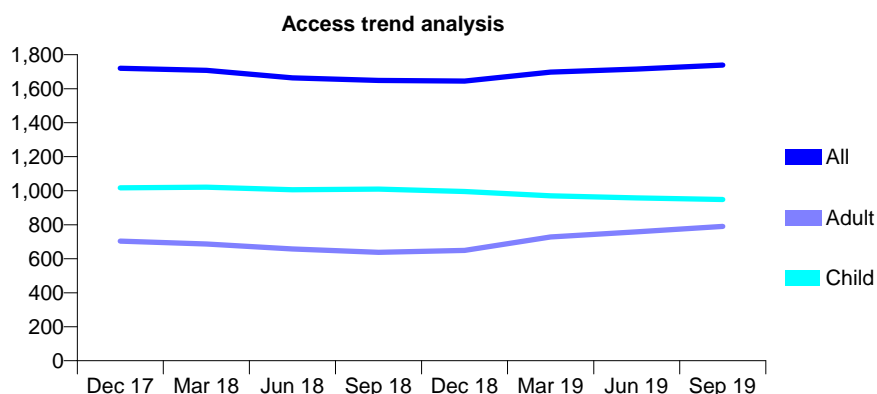
Q47 - Vital Signs At a Glance Contract Report for 171859/0004 - September 2019

Name or company name	Oak Dental Care Limited
Contract type name	GDS Contract
Purpose of contract	General and Orthodontic
Contract start date	01/04/2009
Contract end date	

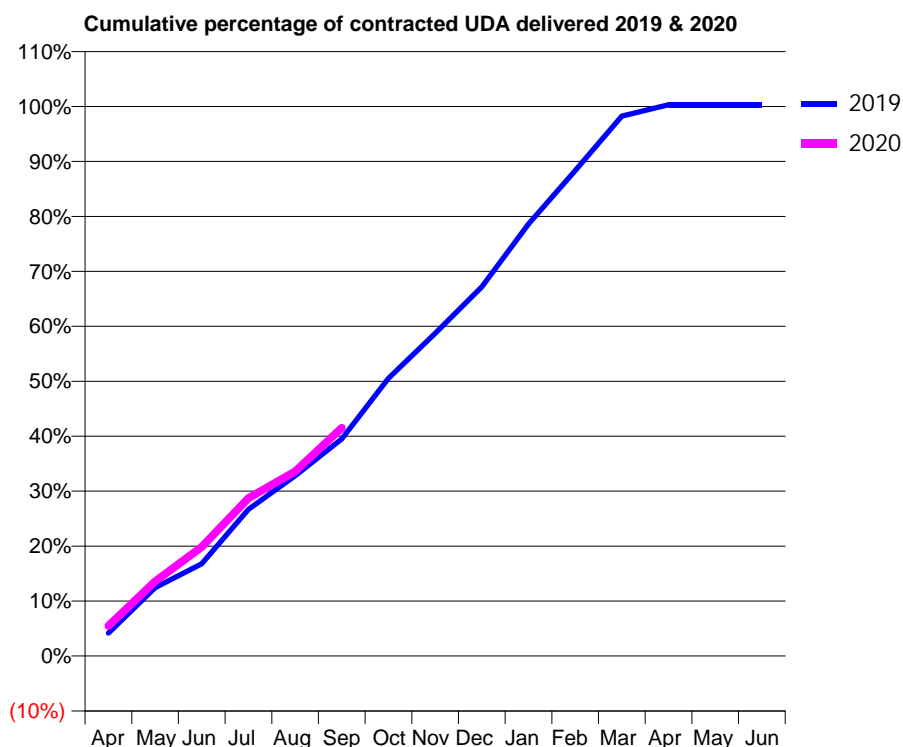
19/20 Contracted general activity (UDA)	4,600
Carry forward general activity (UDA)	0
19/20 Contracted orthodontic activity (UOA)	1,000
Carry forward orthodontic activity (UOA)	0
Baseline contract value	£206,733.11

ACCESS*

Patients seen in 24 months	Total	Change since previous quarter
Quarter ending September 2018	1,648	
Quarter ending December 2018	1,644	→
Quarter ending March 2019	1,698	↑
Quarter ending June 2019	1,715	→
Quarter ending September 2019	1,739	→
Variance since September 2018	5.5%	↑



ACTIVITY



Month	Adjusted Scheduled Activity (UDA)	
	2019	2020
April	193	253
May	573	625
June	771	913
July	1,227	1,322
August	1,509	1,546
September	1,817	1,909
October	2,325	
November	2,701	
December	3,090	
January	3,616	
February	4,064	
March	4,519	
April	4,615	
May	4,615	
June	4,615	

QUALITY

	Quantity	Base Number	Contract	AT	Region	England
% of FP17s for the same patient ID Re-attending within 3 months - Children	55	624	8.8%	11.4%	12.1%	11.5%
% of FP17s for the same patient ID Re-attending within 3 months - Adults	72	397	18.1%	14.9%	15.6%	15.4%
% of FP17s for the same patient ID Re-attending between 3 & 9 months - Children	336	624	53.8%	60.1%	61.2%	59.7%
% of FP17s for the same patient ID Re-attending between 3 & 9 months - Adults	154	397	38.8%	52.8%	54.3%	51.7%
% of FP17s for Band 1 Urgent Courses	74	934	7.9%	10.0%	9.1%	9.2%
% of FP17s Relating to Free Repair or Replacements	0	934	0.0%	0.9%	0.9%	0.7%
% of FP17s Relating to Continuations	7	934	0.7%	0.9%	1.0%	0.8%
% of Patients satisfied with the dentistry they have received	1	1	N/A	94.2%	94.4%	93.5%
% of Patients satisfied with the time they had to wait for an appointment	1	1	N/A	85.2%	88.1%	87.4%

* This is based on patients treated on this contract for their most recent course of treatment. Figures in italics indicate the base number of FP17s or Patient Questionnaire responses are less than 100. N/A is shown where the base number of responses is less than 10 during the period. % is calculated as Quantity/Base number*100

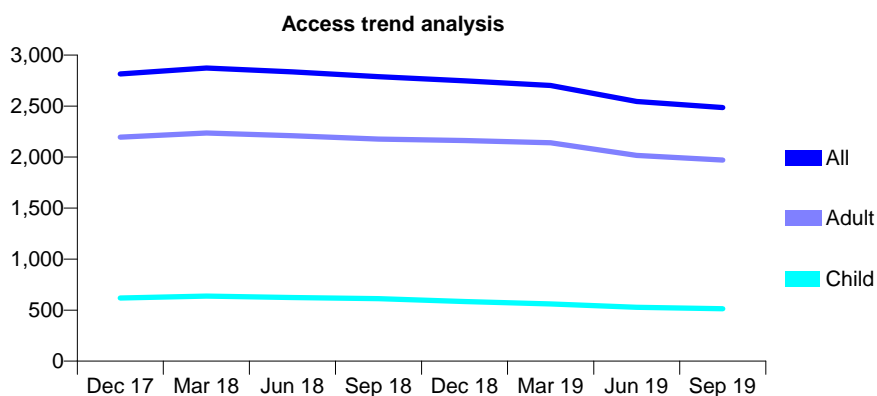
Q47 - Vital Signs At a Glance Contract Report for 175161/0001 - September 2019

Name or company name	Arena Dental Care Partnership
Contract type name	GDS Contract
Purpose of contract	General
Contract start date	01/04/2015
Contract end date	

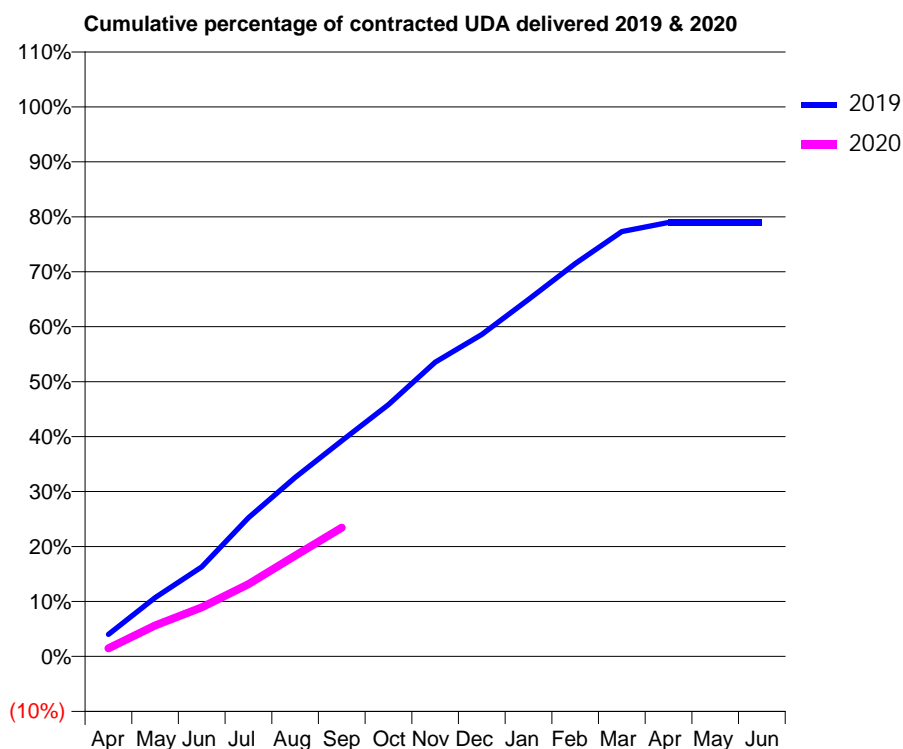
19/20 Contracted general activity (UDA)	10,034
Carry forward general activity (UDA)	0
19/20 Contracted orthodontic activity (UOA)	0
Carry forward orthodontic activity (UOA)	0
Baseline contract value	£253,077.39

ACCESS*

Patients seen in 24 months	Total	Change since previous quarter
Quarter ending September 2018	2,789	
Quarter ending December 2018	2,747	↓
Quarter ending March 2019	2,702	↓
Quarter ending June 2019	2,544	↓
Quarter ending September 2019	2,485	↓
Variance since September 2018	(10.9%)	↓



ACTIVITY



Month	Adjusted Scheduled Activity (UDA)	
	2019	2020
April	404	148
May	1,075	566
June	1,636	897
July	2,532	1,321
August	3,269	1,838
September	3,938	2,350
October	4,599	
November	5,373	
December	5,880	
January	6,517	
February	7,171	
March	7,756	
April	7,926	
May	7,923	
June	7,924	

QUALITY

	Quantity	Base Number	Contract	AT	Region	England
% of FP17s for the same patient ID Re-attending within 3 months - Children	13	246	5.3%	11.4%	12.1%	11.5%
% of FP17s for the same patient ID Re-attending within 3 months - Adults	120	902	13.3%	14.9%	15.6%	15.4%
% of FP17s for the same patient ID Re-attending between 3 & 9 months - Children	139	246	56.5%	60.1%	61.2%	59.7%
% of FP17s for the same patient ID Re-attending between 3 & 9 months - Adults	508	902	56.3%	52.8%	54.3%	51.7%
% of FP17s for Band 1 Urgent Courses	95	1,071	8.9%	10.0%	9.1%	9.2%
% of FP17s Relating to Free Repair or Replacements	8	1,071	0.7%	0.9%	0.9%	0.7%
% of FP17s Relating to Continuations	11	1,071	1.0%	0.9%	1.0%	0.8%
% of Patients satisfied with the dentistry they have received	0	0	N/A	94.2%	94.4%	93.5%
% of Patients satisfied with the time they had to wait for an appointment	0	0	N/A	85.2%	88.1%	87.4%

* This is based on patients treated on this contract for their most recent course of treatment. Figures in italics indicate the base number of FP17s or Patient Questionnaire responses are less than 100. N/A is shown where the base number of responses is less than 10 during the period. % is calculated as Quantity/Base number*100

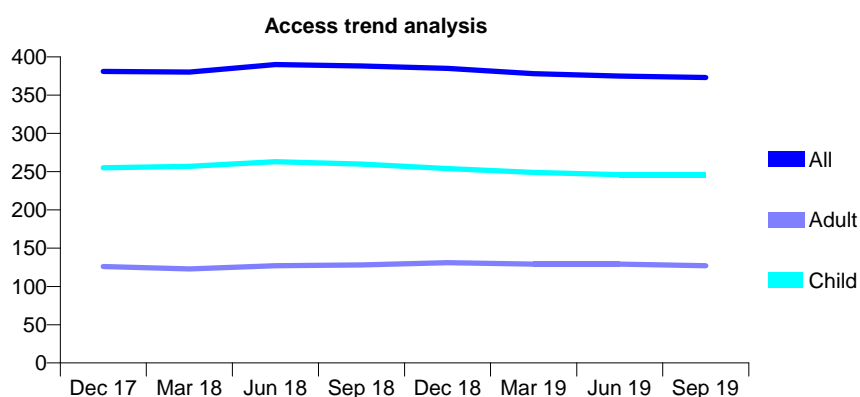
Q47 - Vital Signs At a Glance Contract Report for 176788/0001 - September 2019

Name or company name	Parbold Dental Practice
Contract type name	GDS Contract
Purpose of contract	General
Contract start date	01/04/2012
Contract end date	

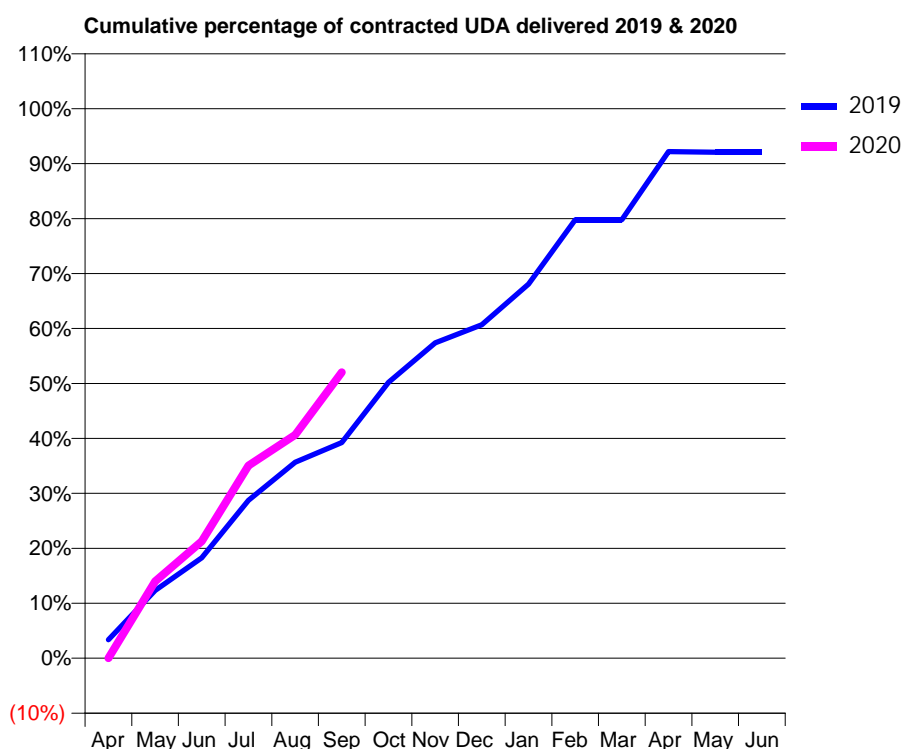
19/20 Contracted general activity (UDA)	950
Carry forward general activity (UDA)	0
19/20 Contracted orthodontic activity (UOA)	0
Carry forward orthodontic activity (UOA)	0
Baseline contract value	£24,441.52

ACCESS*

Patients seen in 24 months	Total	Change since previous quarter
Quarter ending September 2018	388	
Quarter ending December 2018	385	→
Quarter ending March 2019	378	↓
Quarter ending June 2019	375	→
Quarter ending September 2019	373	→
Variance since September 2018	(3.9%)	↓



ACTIVITY



Month	2019	2020
April	40	0
May	148	133
June	219	202
July	345	333
August	428	386
September	471	494
October	602	
November	689	
December	728	
January	817	
February	957	
March	957	
April	1,106	
May	1,105	
June	1,105	

QUALITY

	Quantity	Base Number	Contract	AT	Region	England
% of FP17s for the same patient ID Re-attending within 3 months - Children	30	279	10.8%	11.4%	12.1%	11.5%
% of FP17s for the same patient ID Re-attending within 3 months - Adults	12	91	13.2%	14.9%	15.6%	15.4%
% of FP17s for the same patient ID Re-attending between 3 & 9 months - Children	195	279	69.9%	60.1%	61.2%	59.7%
% of FP17s for the same patient ID Re-attending between 3 & 9 months - Adults	39	91	42.9%	52.8%	54.3%	51.7%
% of FP17s for Band 1 Urgent Courses	26	294	8.8%	10.0%	9.1%	9.2%
% of FP17s Relating to Free Repair or Replacements	0	294	0.0%	0.9%	0.9%	0.7%
% of FP17s Relating to Continuations	0	294	0.0%	0.9%	1.0%	0.8%
% of Patients satisfied with the dentistry they have received	0	0	N/A	94.2%	94.4%	93.5%
% of Patients satisfied with the time they had to wait for an appointment	0	0	N/A	85.2%	88.1%	87.4%

* This is based on patients treated on this contract for their most recent course of treatment.

Figures in italics indicate the base number of FP17s or Patient Questionnaire responses are less than 100. N/A is shown where the base number of responses is less than 10 during the period. % is calculated as Quantity/Base number*100

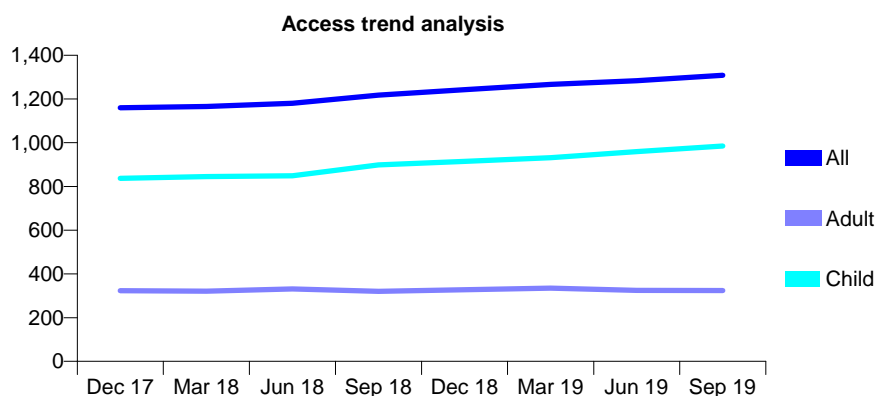
Q47 - Vital Signs At a Glance Contract Report for 177539/0001 - September 2019

Name or company name	Bank View Smile Studios
Contract type name	GDS Contract
Purpose of contract	General
Contract start date	01/02/2010
Contract end date	

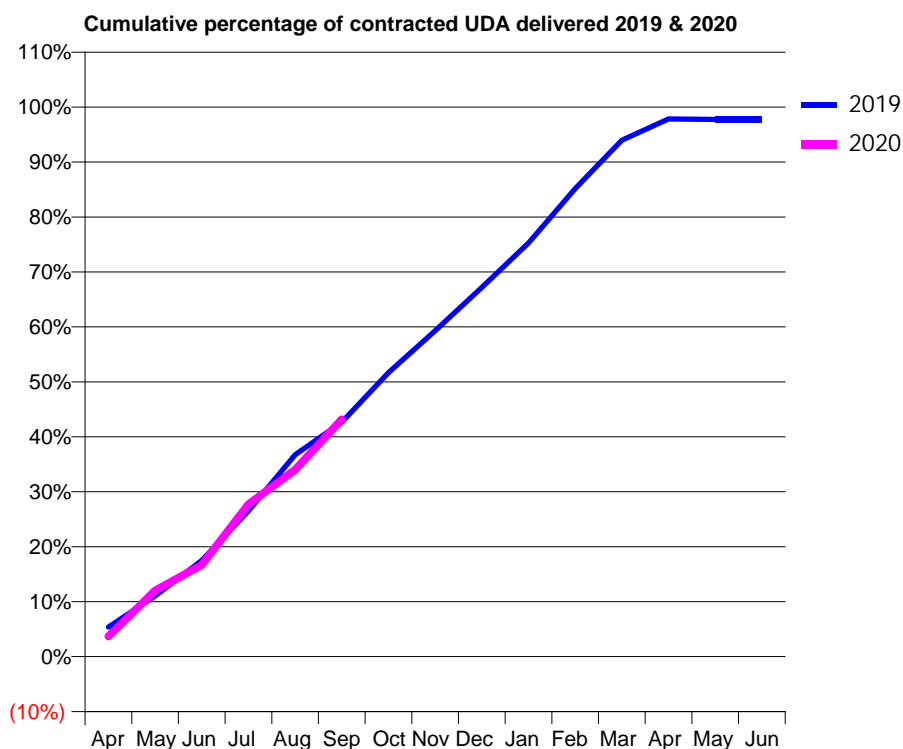
19/20 Contracted general activity (UDA)	3,600
Carry forward general activity (UDA)	0
19/20 Contracted orthodontic activity (UOA)	0
Carry forward orthodontic activity (UOA)	0
Baseline contract value	£87,859.12

ACCESS*

Patients seen in 24 months	Total	Change since previous quarter
Quarter ending September 2018	1,218	
Quarter ending December 2018	1,243	↑
Quarter ending March 2019	1,267	→
Quarter ending June 2019	1,284	→
Quarter ending September 2019	1,309	→
Variance since September 2018	7.5%	↑



ACTIVITY



Month	Adjusted Scheduled Activity (UDA)	
	2019	2020
April	194	132
May	398	433
June	630	601
July	955	998
August	1,322	1,225
September	1,535	1,555
October	1,860	
November	2,135	
December	2,418	
January	2,709	
February	3,066	
March	3,383	
April	3,522	
May	3,519	
June	3,519	

QUALITY

	Quantity	Base Number	Contract	AT	Region	England
% of FP17s for the same patient ID Re-attending within 3 months - Children	139	972	14.3%	11.4%	12.1%	11.5%
% of FP17s for the same patient ID Re-attending within 3 months - Adults	22	191	11.5%	14.9%	15.6%	15.4%
% of FP17s for the same patient ID Re-attending between 3 & 9 months - Children	630	972	64.8%	60.1%	61.2%	59.7%
% of FP17s for the same patient ID Re-attending between 3 & 9 months - Adults	123	191	64.4%	52.8%	54.3%	51.7%
% of FP17s for Band 1 Urgent Courses	35	1,062	3.3%	10.0%	9.1%	9.2%
% of FP17s Relating to Free Repair or Replacements	0	1,062	0.0%	0.9%	0.9%	0.7%
% of FP17s Relating to Continuations	0	1,062	0.0%	0.9%	1.0%	0.8%
% of Patients satisfied with the dentistry they have received	4	4	N/A	94.2%	94.4%	93.5%
% of Patients satisfied with the time they had to wait for an appointment	3	4	N/A	85.2%	88.1%	87.4%

* This is based on patients treated on this contract for their most recent course of treatment. Figures in italics indicate the base number of FP17s or Patient Questionnaire responses are less than 100. N/A is shown where the base number of responses is less than 10 during the period. % is calculated as Quantity/Base number*100

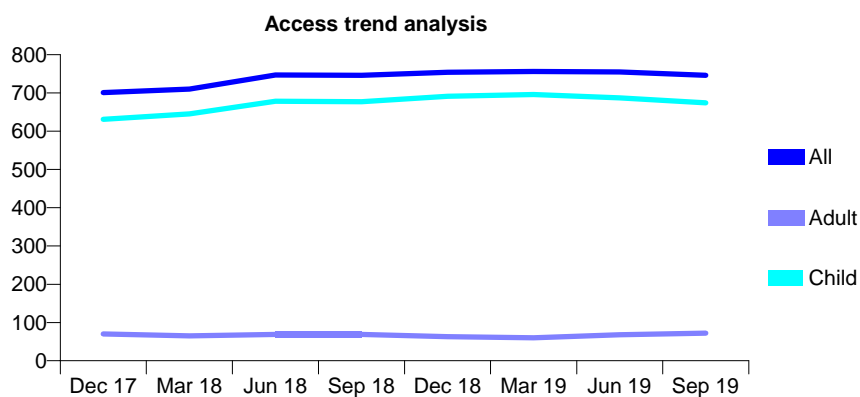
Q47 - Vital Signs At a Glance Contract Report for 177709/0001 - September 2019

Name or company name	Green Dental Partnership
Contract type name	GDS Contract
Purpose of contract	General and Orthodontic
Contract start date	01/04/2013
Contract end date	

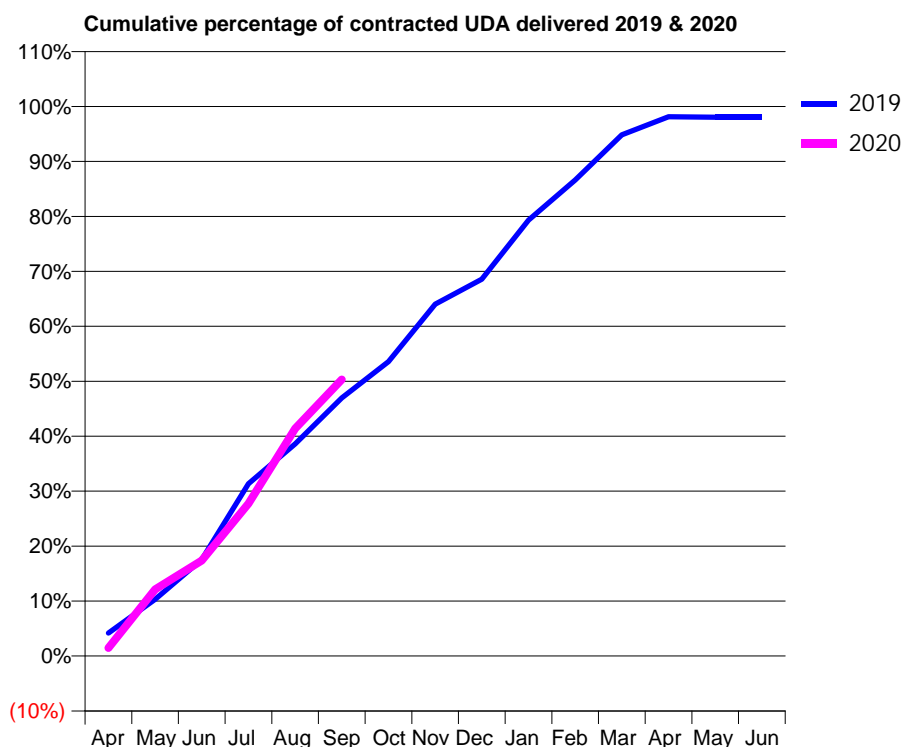
19/20 Contracted general activity (UDA)	1,466
Carry forward general activity (UDA)	36
19/20 Contracted orthodontic activity (UOA)	94
Carry forward orthodontic activity (UOA)	-23
Baseline contract value	£38,263.46

ACCESS*

Patients seen in 24 months	Total	Change since previous quarter
Quarter ending September 2018	746	
Quarter ending December 2018	754	→
Quarter ending March 2019	756	→
Quarter ending June 2019	755	→
Quarter ending September 2019	746	↓
Variance since September 2018	0.0%	→



ACTIVITY



Month	Adjusted Scheduled Activity (UDA)	
	2019	2020
April	78	21
May	193	178
June	327	255
July	585	407
August	720	607
September	876	738
October	1,000	
November	1,195	
December	1,280	
January	1,480	
February	1,616	
March	1,770	
April	1,831	
May	1,830	
June	1,830	

QUALITY

	Quantity	Base Number	Contract	AT	Region	England
% of FP17s for the same patient ID Re-attending within 3 months - Children	54	682	7.9%	11.4%	12.1%	11.5%
% of FP17s for the same patient ID Re-attending within 3 months - Adults	1	1	100.0%	14.9%	15.6%	15.4%
% of FP17s for the same patient ID Re-attending between 3 & 9 months - Children	537	682	78.7%	60.1%	61.2%	59.7%
% of FP17s for the same patient ID Re-attending between 3 & 9 months - Adults	0	1	0.0%	52.8%	54.3%	51.7%
% of FP17s for Band 1 Urgent Courses	23	630	3.7%	10.0%	9.1%	9.2%
% of FP17s Relating to Free Repair or Replacements	0	630	0.0%	0.9%	0.9%	0.7%
% of FP17s Relating to Continuations	0	630	0.0%	0.9%	1.0%	0.8%
% of Patients satisfied with the dentistry they have received	0	0	N/A	94.2%	94.4%	93.5%
% of Patients satisfied with the time they had to wait for an appointment	0	0	N/A	85.2%	88.1%	87.4%

* This is based on patients treated on this contract for their most recent course of treatment. Figures in italics indicate the base number of FP17s or Patient Questionnaire responses are less than 100. N/A is shown where the base number of responses is less than 10 during the period. % is calculated as Quantity/Base number*100

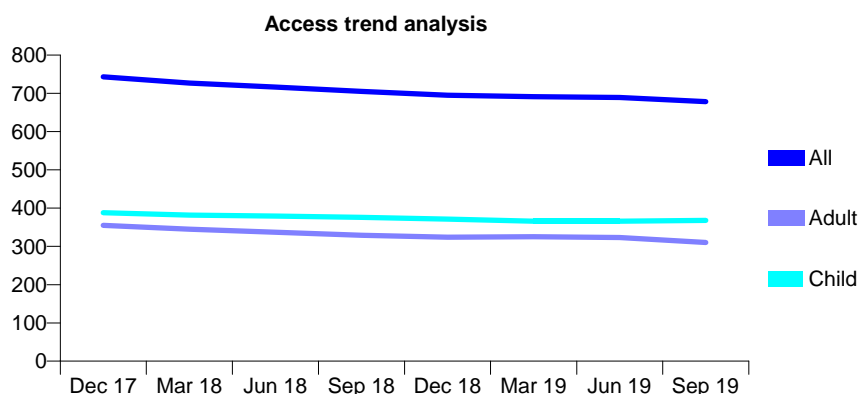
Q47 - Vital Signs At a Glance Contract Report for 181838/0001 - September 2019

Name or company name	Mansion House Dental Practice
Contract type name	GDS Contract
Purpose of contract	General
Contract start date	01/12/2014
Contract end date	

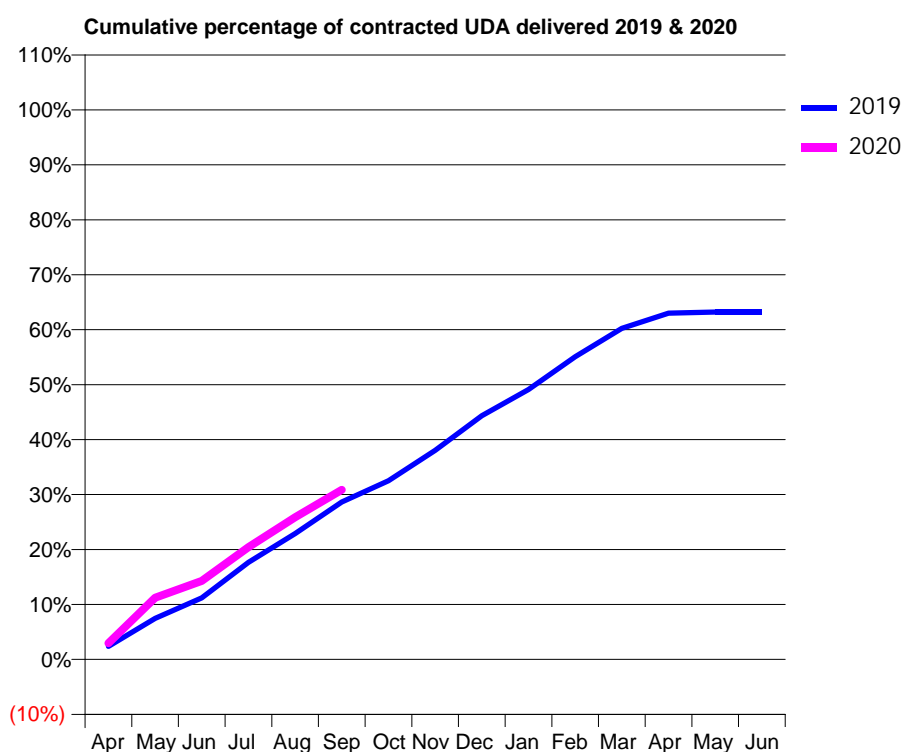
19/20 Contracted general activity (UDA)	2,250
Carry forward general activity (UDA)	0
19/20 Contracted orthodontic activity (UOA)	0
Carry forward orthodontic activity (UOA)	0
Baseline contract value	£64,718.72

ACCESS*

Patients seen in 24 months	Total	Change since previous quarter
Quarter ending September 2018	705	
Quarter ending December 2018	695	↓
Quarter ending March 2019	691	→
Quarter ending June 2019	689	→
Quarter ending September 2019	678	↓
Variance since September 2018	(3.8%)	↓



ACTIVITY



Month	2019	2020
April	53	66
May	168	253
June	252	321
July	398	459
August	515	582
September	645	694
October	731	
November	856	
December	998	
January	1,105	
February	1,240	
March	1,355	
April	1,418	
May	1,422	
June	1,422	

QUALITY

	Quantity	Base Number	Contract	AT	Region	England
% of FP17s for the same patient ID Re-attending within 3 months - Children	39	308	12.7%	11.4%	12.1%	11.5%
% of FP17s for the same patient ID Re-attending within 3 months - Adults	21	189	11.1%	14.9%	15.6%	15.4%
% of FP17s for the same patient ID Re-attending between 3 & 9 months - Children	200	308	64.9%	60.1%	61.2%	59.7%
% of FP17s for the same patient ID Re-attending between 3 & 9 months - Adults	103	189	54.5%	52.8%	54.3%	51.7%
% of FP17s for Band 1 Urgent Courses	27	451	6.0%	10.0%	9.1%	9.2%
% of FP17s Relating to Free Repair or Replacements	0	451	0.0%	0.9%	0.9%	0.7%
% of FP17s Relating to Continuations	8	451	1.8%	0.9%	1.0%	0.8%
% of Patients satisfied with the dentistry they have received	0	0	N/A	94.2%	94.4%	93.5%
% of Patients satisfied with the time they had to wait for an appointment	0	0	N/A	85.2%	88.1%	87.4%

* This is based on patients treated on this contract for their most recent course of treatment. Figures in italics indicate the base number of FP17s or Patient Questionnaire responses are less than 100. N/A is shown where the base number of responses is less than 10 during the period. % is calculated as Quantity/Base number*100

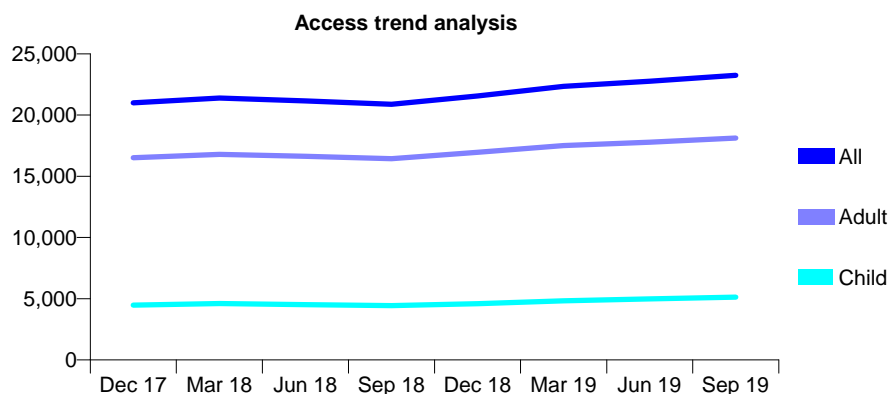
Q47 - Vital Signs At a Glance Contract Report for 182265/0001 - September 2019

Name or company name	King Street Dental Surgery
Contract type name	GDS Contract
Purpose of contract	General
Contract start date	01/04/2009
Contract end date	

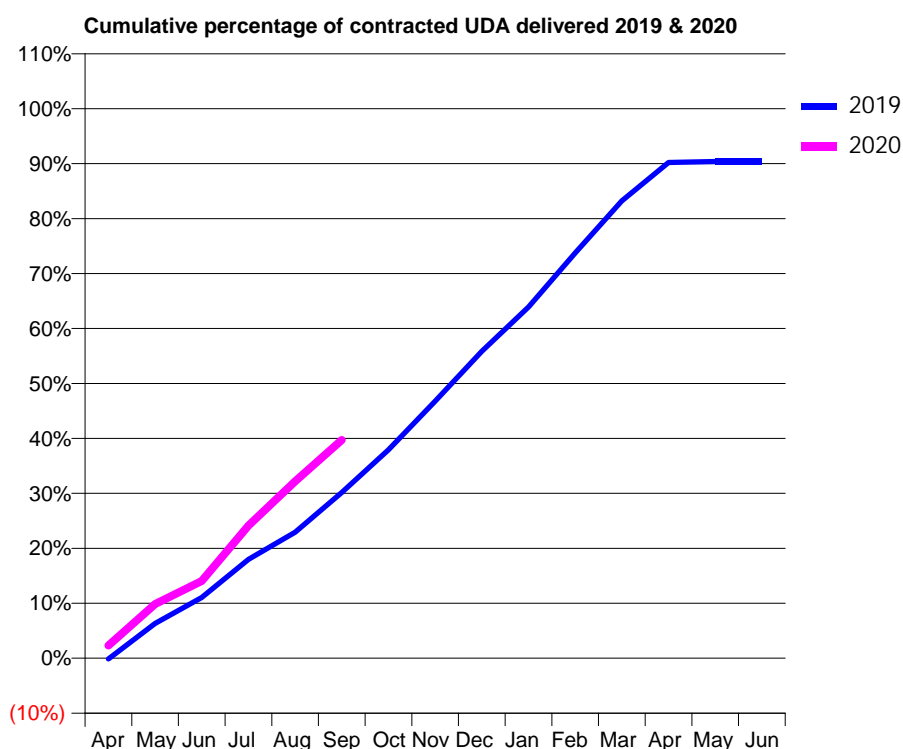
19/20 Contracted general activity (UDA)	89,660
Carry forward general activity (UDA)	0
19/20 Contracted orthodontic activity (UOA)	0
Carry forward orthodontic activity (UOA)	0
Baseline contract value	£2,681,331.40

ACCESS*

Patients seen in 24 months	Total	Change since previous quarter
Quarter ending September 2018	20,872	
Quarter ending December 2018	21,559	↑
Quarter ending March 2019	22,347	↑
Quarter ending June 2019	22,765	→
Quarter ending September 2019	23,247	↑
Variance since September 2018	11.4%	↑



ACTIVITY



Month	2019	2020
April	-132	2,075
May	5,049	8,837
June	8,809	12,617
July	14,337	21,645
August	18,283	28,865
September	24,012	35,609
October	30,230	
November	37,255	
December	44,494	
January	50,910	
February	58,766	
March	66,297	
April	71,865	
May	71,998	
June	71,994	

QUALITY

	Quantity	Base Number	Contract	AT	Region	England
% of FP17s for the same patient ID Re-attending within 3 months - Children	234	3,560	6.6%	11.4%	12.1%	11.5%
% of FP17s for the same patient ID Re-attending within 3 months - Adults	2,206	13,405	16.5%	14.9%	15.6%	15.4%
% of FP17s for the same patient ID Re-attending between 3 & 9 months - Children	1,827	3,560	51.3%	60.1%	61.2%	59.7%
% of FP17s for the same patient ID Re-attending between 3 & 9 months - Adults	7,335	13,405	54.7%	52.8%	54.3%	51.7%
% of FP17s for Band 1 Urgent Courses	1,497	15,225	9.8%	10.0%	9.1%	9.2%
% of FP17s Relating to Free Repair or Replacements	225	15,225	1.5%	0.9%	0.9%	0.7%
% of FP17s Relating to Continuations	176	15,225	1.2%	0.9%	1.0%	0.8%
% of Patients satisfied with the dentistry they have received	15	15	100.0%	94.2%	94.4%	93.5%
% of Patients satisfied with the time they had to wait for an appointment	14	15	93.3%	85.2%	88.1%	87.4%

* This is based on patients treated on this contract for their most recent course of treatment.

Figures in italics indicate the base number of FP17s or Patient Questionnaire responses are less than 100. N/A is shown where the base number of responses is less than 10 during the period. % is calculated as Quantity/Base number*100

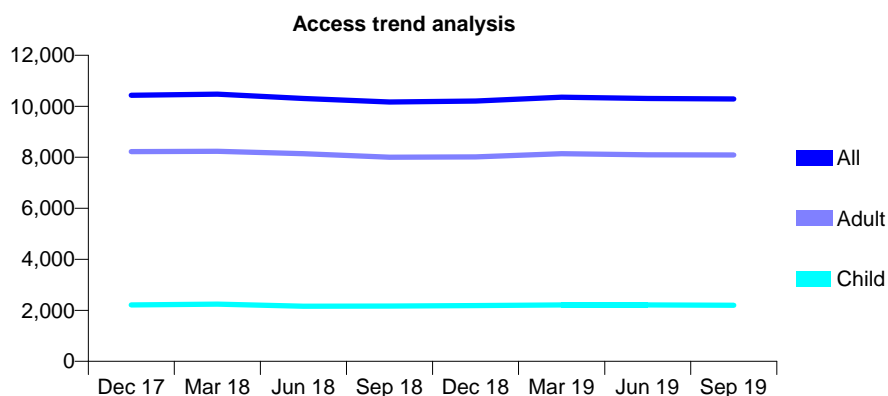
Q47 - Vital Signs At a Glance Contract Report for 183490/0001 - September 2019

Name or company name	MAINSTREAM DENTAL CARE LTD
Contract type name	GDS Contract
Purpose of contract	General
Contract start date	01/04/2010
Contract end date	

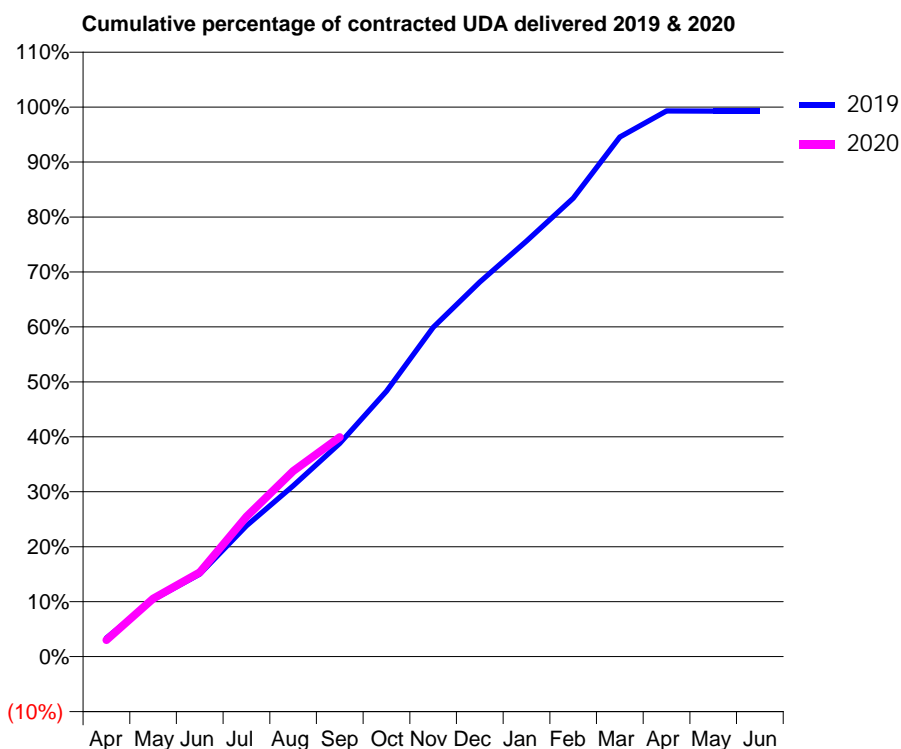
19/20 Contracted general activity (UDA)	31,462
Carry forward general activity (UDA)	229
19/20 Contracted orthodontic activity (UOA)	0
Carry forward orthodontic activity (UOA)	0
Baseline contract value	£947,120.75

ACCESS*

Patients seen in 24 months	Total	Change since previous quarter
Quarter ending September 2018	10,169	
Quarter ending December 2018	10,203	→
Quarter ending March 2019	10,353	→
Quarter ending June 2019	10,311	→
Quarter ending September 2019	10,289	→
Variance since September 2018	1.2%	→



ACTIVITY



Month	Adjusted Scheduled Activity (UDA)	
	2019	2020
April	1,064	948
May	3,273	3,325
June	4,720	4,822
July	7,495	8,015
August	9,786	10,626
September	12,209	12,560
October	15,194	
November	18,852	
December	21,440	
January	23,786	
February	26,247	
March	29,741	
April	31,237	
May	31,234	
June	31,233	

QUALITY

	Quantity	Base Number	Contract	AT	Region	England
% of FP17s for the same patient ID Re-attending within 3 months - Children	93	1,778	5.2%	11.4%	12.1%	11.5%
% of FP17s for the same patient ID Re-attending within 3 months - Adults	794	6,387	12.4%	14.9%	15.6%	15.4%
% of FP17s for the same patient ID Re-attending between 3 & 9 months - Children	1,279	1,778	71.9%	60.1%	61.2%	59.7%
% of FP17s for the same patient ID Re-attending between 3 & 9 months - Adults	4,361	6,387	68.3%	52.8%	54.3%	51.7%
% of FP17s for Band 1 Urgent Courses	527	7,113	7.4%	10.0%	9.1%	9.2%
% of FP17s Relating to Free Repair or Replacements	145	7,113	2.0%	0.9%	0.9%	0.7%
% of FP17s Relating to Continuations	72	7,113	1.0%	0.9%	1.0%	0.8%
% of Patients satisfied with the dentistry they have received	8	8	N/A	94.2%	94.4%	93.5%
% of Patients satisfied with the time they had to wait for an appointment	8	8	N/A	85.2%	88.1%	87.4%

* This is based on patients treated on this contract for their most recent course of treatment. Figures in italics indicate the base number of FP17s or Patient Questionnaire responses are less than 100. N/A is shown where the base number of responses is less than 10 during the period. % is calculated as Quantity/Base number*100

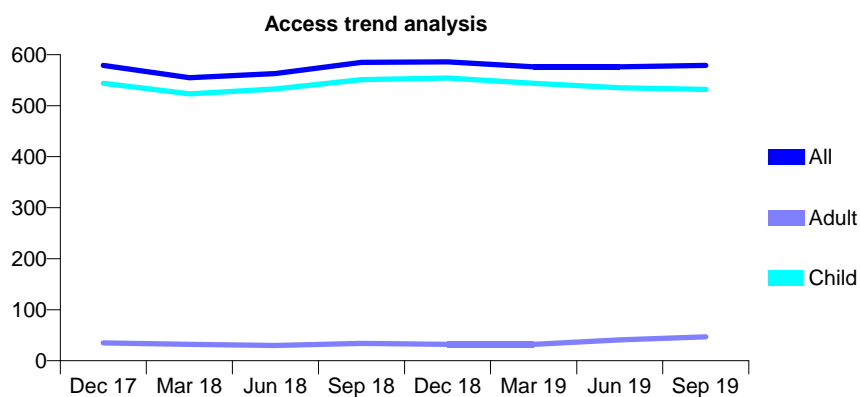
Q47 - Vital Signs At a Glance Contract Report for 183911/0001 - September 2019

Name or company name	Southport Road Dental Practice
Contract type name	GDS Contract
Purpose of contract	General
Contract start date	28/05/2010
Contract end date	

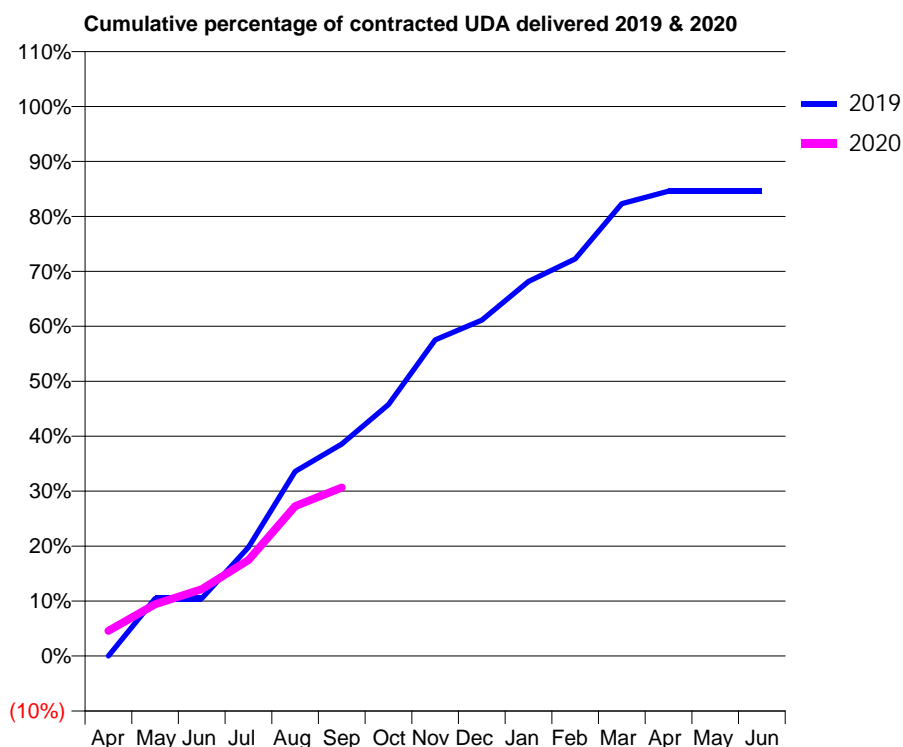
19/20 Contracted general activity (UDA)	1,367
Carry forward general activity (UDA)	0
19/20 Contracted orthodontic activity (UOA)	0
Carry forward orthodontic activity (UOA)	0
Baseline contract value	£33,760.42

ACCESS*

Patients seen in 24 months	Total	Change since previous quarter
Quarter ending September 2018	585	
Quarter ending December 2018	586	→
Quarter ending March 2019	576	↓
Quarter ending June 2019	576	→
Quarter ending September 2019	579	→
Variance since September 2018	(1.0%)	↓



ACTIVITY



Month	Adjusted Scheduled Activity (UDA)	
	2019	2020
April	0	63
May	143	129
June	143	166
July	271	239
August	459	373
September	527	419
October	626	
November	786	
December	835	
January	932	
February	988	
March	1,125	
April	1,156	
May	1,156	
June	1,156	

QUALITY

	Quantity	Base Number	Contract	AT	Region	England
% of FP17s for the same patient ID Re-attending within 3 months - Children	12	348	3.4%	11.4%	12.1%	11.5%
% of FP17s for the same patient ID Re-attending within 3 months - Adults	0	0	N/A	14.9%	15.6%	15.4%
% of FP17s for the same patient ID Re-attending between 3 & 9 months - Children	250	348	71.8%	60.1%	61.2%	59.7%
% of FP17s for the same patient ID Re-attending between 3 & 9 months - Adults	0	0	N/A	52.8%	54.3%	51.7%
% of FP17s for Band 1 Urgent Courses	11	322	3.4%	10.0%	9.1%	9.2%
% of FP17s Relating to Free Repair or Replacements	0	322	0.0%	0.9%	0.9%	0.7%
% of FP17s Relating to Continuations	0	322	0.0%	0.9%	1.0%	0.8%
% of Patients satisfied with the dentistry they have received	0	0	N/A	94.2%	94.4%	93.5%
% of Patients satisfied with the time they had to wait for an appointment	0	0	N/A	85.2%	88.1%	87.4%

* This is based on patients treated on this contract for their most recent course of treatment. Figures in italics indicate the base number of FP17s or Patient Questionnaire responses are less than 100. N/A is shown where the base number of responses is less than 10 during the period. % is calculated as Quantity/Base number*100

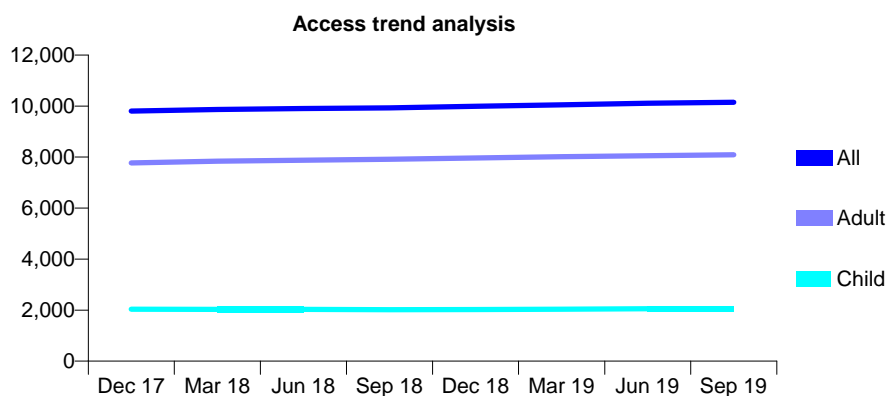
Q47 - Vital Signs At a Glance Contract Report for 184705/0001 - September 2019

Name or company name	Hesketh Lane Dental Practice
Contract type name	GDS Contract
Purpose of contract	General
Contract start date	01/04/2013
Contract end date	

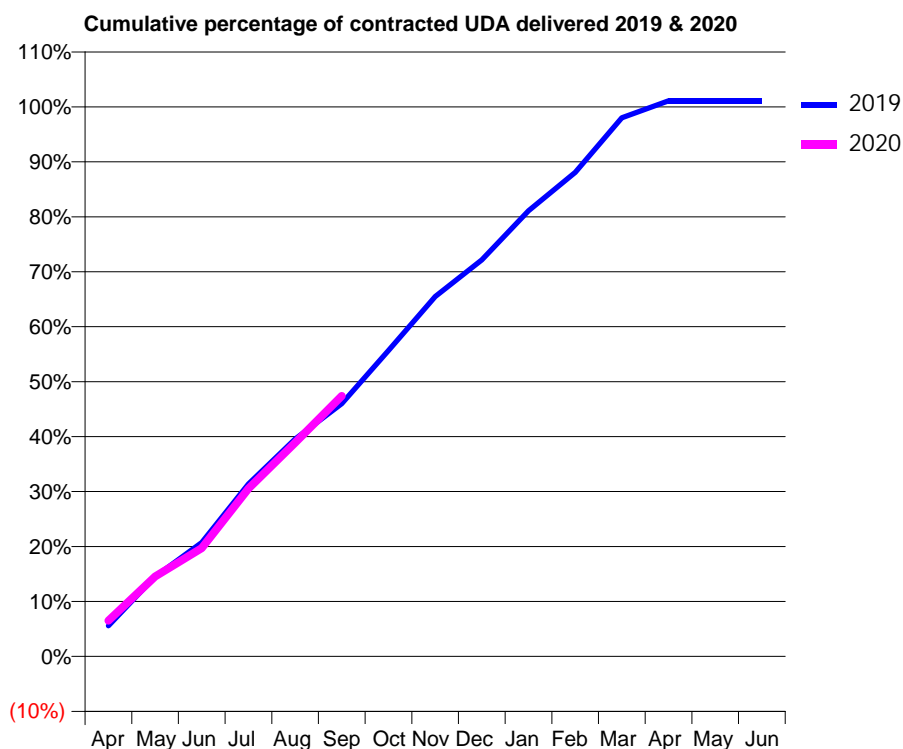
19/20 Contracted general activity (UDA)	27,309
Carry forward general activity (UDA)	-301
19/20 Contracted orthodontic activity (UOA)	0
Carry forward orthodontic activity (UOA)	0
Baseline contract value	£793,713.99

ACCESS*

Patients seen in 24 months	Total	Change since previous quarter
Quarter ending September 2018	9,934	
Quarter ending December 2018	9,990	→
Quarter ending March 2019	10,047	→
Quarter ending June 2019	10,111	→
Quarter ending September 2019	10,145	→
Variance since September 2018	2.1%	↑



ACTIVITY



Month	2019	2020
April	1,528	1,776
May	3,967	3,972
June	5,658	5,382
July	8,571	8,342
August	10,807	10,617
September	12,559	12,947
October	15,208	
November	17,885	
December	19,703	
January	22,142	
February	24,055	
March	26,766	
April	27,606	
May	27,607	
June	27,610	

QUALITY

	Quantity	Base Number	Contract	AT	Region	England
% of FP17s for the same patient ID Re-attending within 3 months - Children	161	2,031	7.9%	11.4%	12.1%	11.5%
% of FP17s for the same patient ID Re-attending within 3 months - Adults	1,039	6,849	15.2%	14.9%	15.6%	15.4%
% of FP17s for the same patient ID Re-attending between 3 & 9 months - Children	1,406	2,031	69.2%	60.1%	61.2%	59.7%
% of FP17s for the same patient ID Re-attending between 3 & 9 months - Adults	3,986	6,849	58.2%	52.8%	54.3%	51.7%
% of FP17s for Band 1 Urgent Courses	655	7,879	8.3%	10.0%	9.1%	9.2%
% of FP17s Relating to Free Repair or Replacements	38	7,879	0.5%	0.9%	0.9%	0.7%
% of FP17s Relating to Continuations	63	7,879	0.8%	0.9%	1.0%	0.8%
% of Patients satisfied with the dentistry they have received	5	6	N/A	94.2%	94.4%	93.5%
% of Patients satisfied with the time they had to wait for an appointment	3	6	N/A	85.2%	88.1%	87.4%

* This is based on patients treated on this contract for their most recent course of treatment. Figures in italics indicate the base number of FP17s or Patient Questionnaire responses are less than 100. N/A is shown where the base number of responses is less than 10 during the period. % is calculated as Quantity/Base number*100

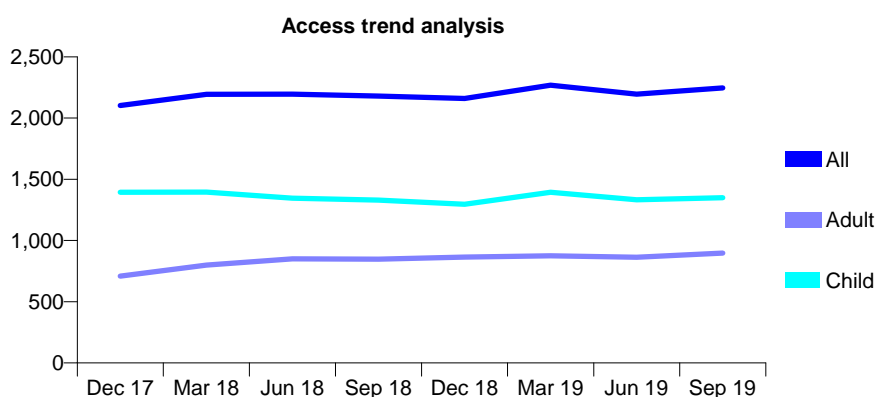
Q47 - Vital Signs At a Glance Contract Report for 185450/0001 - September 2019

Name or company name	Lancashire Dental Partners
Contract type name	GDS Contract
Purpose of contract	General and Orthodontic
Contract start date	01/01/2016
Contract end date	

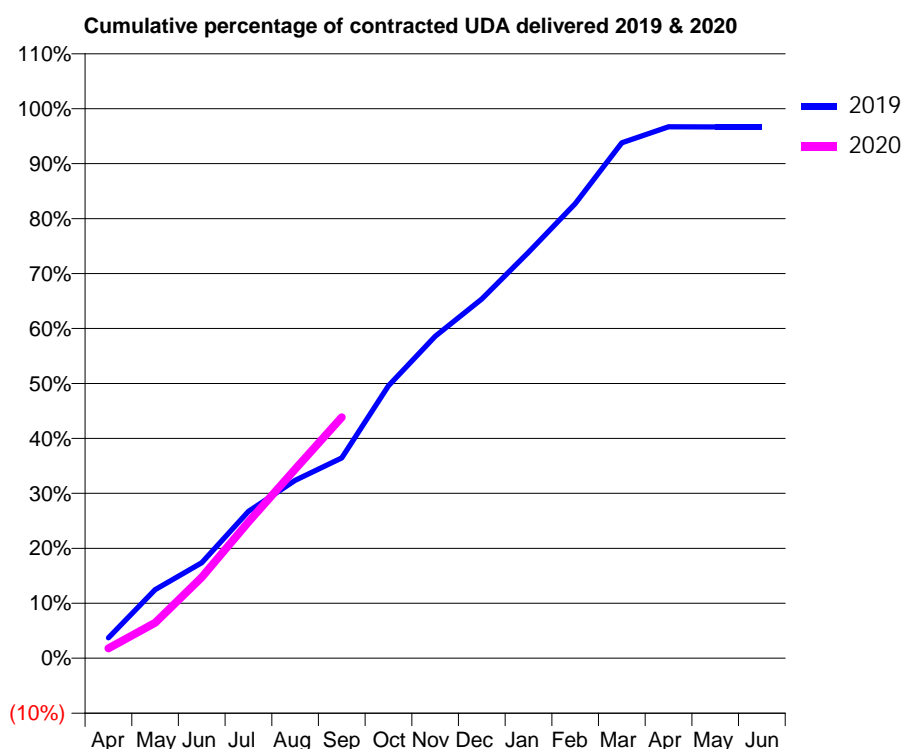
19/20 Contracted general activity (UDA)	5,600
Carry forward general activity (UDA)	186
19/20 Contracted orthodontic activity (UOA)	2,427
Carry forward orthodontic activity (UOA)	42
Baseline contract value	£311,871.03

ACCESS*

Patients seen in 24 months	Total	Change since previous quarter
Quarter ending September 2018	2,179	
Quarter ending December 2018	2,160	→
Quarter ending March 2019	2,269	↑
Quarter ending June 2019	2,196	↓
Quarter ending September 2019	2,247	↑
Variance since September 2018	3.1%	↑



ACTIVITY



Month	2019	2020
April	209	99
May	699	360
June	974	825
July	1,497	1,389
August	1,813	1,928
September	2,040	2,454
October	2,777	
November	3,280	
December	3,661	
January	4,138	
February	4,632	
March	5,251	
April	5,415	
May	5,414	
June	5,414	

QUALITY

	Quantity	Base Number	Contract	AT	Region	England
% of FP17s for the same patient ID Re-attending within 3 months - Children	175	1,359	12.9%	11.4%	12.1%	11.5%
% of FP17s for the same patient ID Re-attending within 3 months - Adults	47	492	9.6%	14.9%	15.6%	15.4%
% of FP17s for the same patient ID Re-attending between 3 & 9 months - Children	674	1,359	49.6%	60.1%	61.2%	59.7%
% of FP17s for the same patient ID Re-attending between 3 & 9 months - Adults	276	492	56.1%	52.8%	54.3%	51.7%
% of FP17s for Band 1 Urgent Courses	72	1,599	4.5%	10.0%	9.1%	9.2%
% of FP17s Relating to Free Repair or Replacements	2	1,599	0.1%	0.9%	0.9%	0.7%
% of FP17s Relating to Continuations	0	1,599	0.0%	0.9%	1.0%	0.8%
% of Patients satisfied with the dentistry they have received	1	1	N/A	94.2%	94.4%	93.5%
% of Patients satisfied with the time they had to wait for an appointment	1	1	N/A	85.2%	88.1%	87.4%

* This is based on patients treated on this contract for their most recent course of treatment.

Figures in italics indicate the base number of FP17s or Patient Questionnaire responses are less than 100. N/A is shown where the base number of responses is less than 10 during the period. % is calculated as Quantity/Base number*100

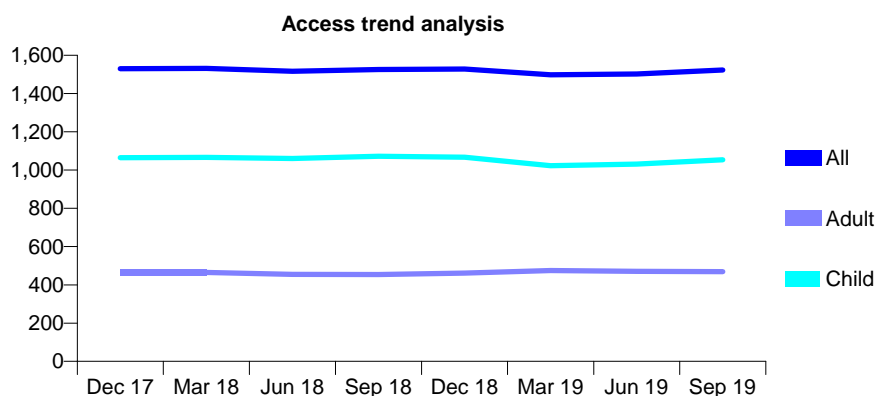
Q47 - Vital Signs At a Glance Contract Report for 185450/0002 - September 2019

Name or company name	Lancashire Dental Partners
Contract type name	GDS Contract
Purpose of contract	General and Orthodontic
Contract start date	01/01/2016
Contract end date	

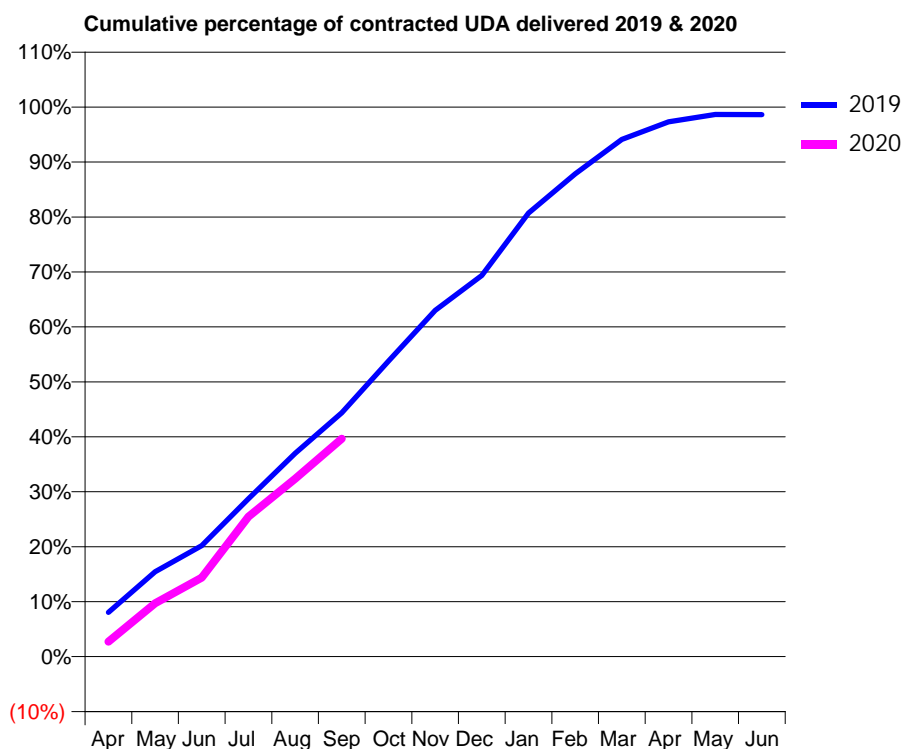
19/20 Contracted general activity (UDA)	3,700
Carry forward general activity (UDA)	51
19/20 Contracted orthodontic activity (UOA)	5,196
Carry forward orthodontic activity (UOA)	-7
Baseline contract value	£455,460.45

ACCESS*

Patients seen in 24 months	Total	Change since previous quarter
Quarter ending September 2018	1,526	
Quarter ending December 2018	1,528	→
Quarter ending March 2019	1,498	↓
Quarter ending June 2019	1,502	→
Quarter ending September 2019	1,523	→
Variance since September 2018	(0.2%)	→



ACTIVITY



Month	Adjusted Scheduled Activity (UDA)	
	2019	2020
April	298	101
May	572	360
June	747	532
July	1,063	942
August	1,369	1,198
September	1,642	1,467
October	1,990	
November	2,331	
December	2,567	
January	2,986	
February	3,250	
March	3,482	
April	3,600	
May	3,650	
June	3,649	

QUALITY

	Quantity	Base Number	Contract	AT	Region	England
% of FP17s for the same patient ID Re-attending within 3 months - Children	88	1,258	7.0%	11.4%	12.1%	11.5%
% of FP17s for the same patient ID Re-attending within 3 months - Adults	32	258	12.4%	14.9%	15.6%	15.4%
% of FP17s for the same patient ID Re-attending between 3 & 9 months - Children	455	1,258	36.2%	60.1%	61.2%	59.7%
% of FP17s for the same patient ID Re-attending between 3 & 9 months - Adults	137	258	53.1%	52.8%	54.3%	51.7%
% of FP17s for Band 1 Urgent Courses	38	1,122	3.4%	10.0%	9.1%	9.2%
% of FP17s Relating to Free Repair or Replacements	1	1,122	0.1%	0.9%	0.9%	0.7%
% of FP17s Relating to Continuations	1	1,122	0.1%	0.9%	1.0%	0.8%
% of Patients satisfied with the dentistry they have received	0	0	N/A	94.2%	94.4%	93.5%
% of Patients satisfied with the time they had to wait for an appointment	0	0	N/A	85.2%	88.1%	87.4%

* This is based on patients treated on this contract for their most recent course of treatment. Figures in italics indicate the base number of FP17s or Patient Questionnaire responses are less than 100. N/A is shown where the base number of responses is less than 10 during the period. % is calculated as Quantity/Base number*100

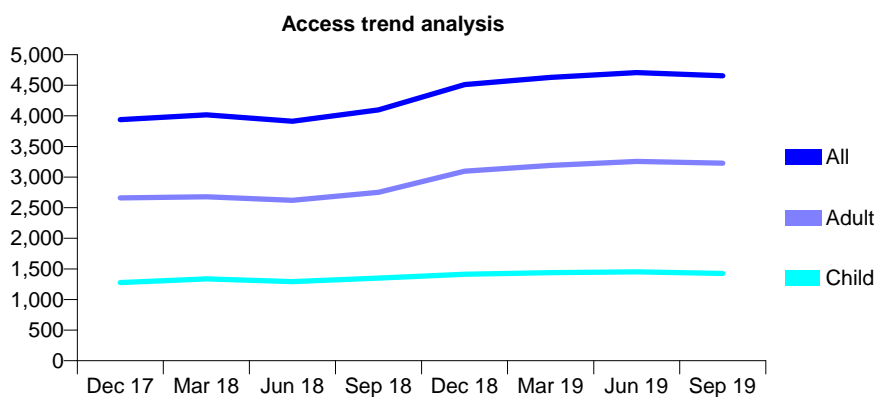
Q47 - Vital Signs At a Glance Contract Report for 185450/0003 - September 2019

Name or company name	Lancashire Dental Partners
Contract type name	GDS Contract
Purpose of contract	General
Contract start date	01/01/2016
Contract end date	

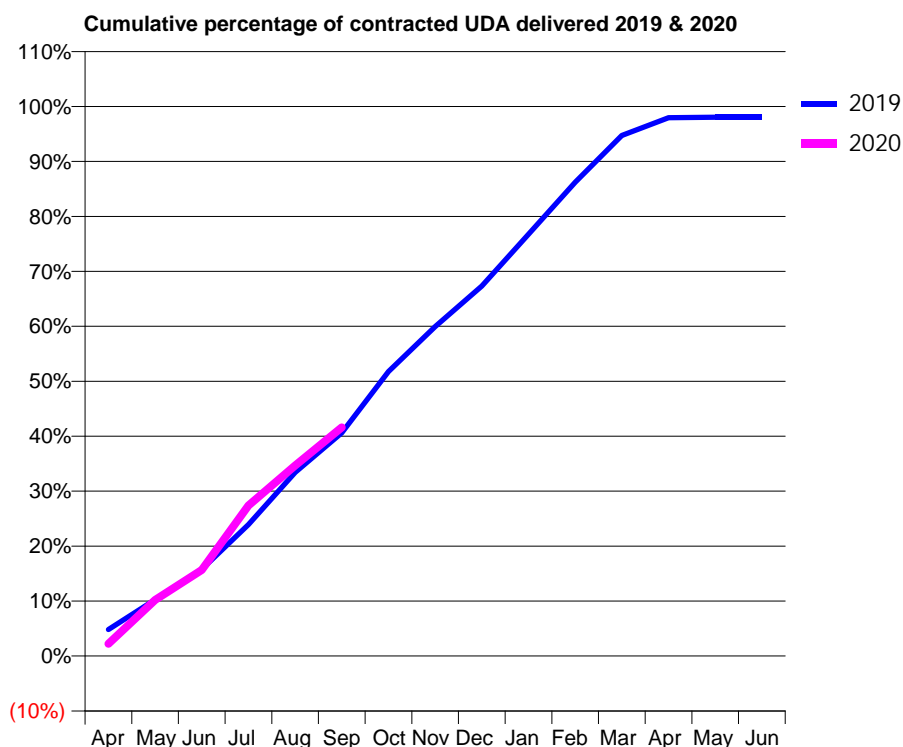
19/20 Contracted general activity (UDA)	15,166
Carry forward general activity (UDA)	301
19/20 Contracted orthodontic activity (UOA)	0
Carry forward orthodontic activity (UOA)	0
Baseline contract value	£431,550.16

ACCESS*

Patients seen in 24 months	Total	Change since previous quarter
Quarter ending September 2018	4,100	
Quarter ending December 2018	4,510	↑
Quarter ending March 2019	4,629	↑
Quarter ending June 2019	4,706	→
Quarter ending September 2019	4,655	↓
Variance since September 2018	13.5%	↑



ACTIVITY



Month	Adjusted Scheduled Activity (UDA)	
	2019	2020
April	731	341
May	1,559	1,549
June	2,391	2,376
July	3,627	4,152
August	5,071	5,258
September	6,159	6,310
October	7,852	
November	9,090	
December	10,207	
January	11,640	
February	13,074	
March	14,366	
April	14,857	
May	14,865	
June	14,865	

QUALITY

	Quantity	Base Number	Contract	AT	Region	England
% of FP17s for the same patient ID Re-attending within 3 months - Children	113	1,120	10.1%	11.4%	12.1%	11.5%
% of FP17s for the same patient ID Re-attending within 3 months - Adults	351	2,359	14.9%	14.9%	15.6%	15.4%
% of FP17s for the same patient ID Re-attending between 3 & 9 months - Children	693	1,120	61.9%	60.1%	61.2%	59.7%
% of FP17s for the same patient ID Re-attending between 3 & 9 months - Adults	1,469	2,359	62.3%	52.8%	54.3%	51.7%
% of FP17s for Band 1 Urgent Courses	229	3,242	7.1%	10.0%	9.1%	9.2%
% of FP17s Relating to Free Repair or Replacements	24	3,242	0.7%	0.9%	0.9%	0.7%
% of FP17s Relating to Continuations	13	3,242	0.4%	0.9%	1.0%	0.8%
% of Patients satisfied with the dentistry they have received	1	1	N/A	94.2%	94.4%	93.5%
% of Patients satisfied with the time they had to wait for an appointment	1	1	N/A	85.2%	88.1%	87.4%

* This is based on patients treated on this contract for their most recent course of treatment. Figures in italics indicate the base number of FP17s or Patient Questionnaire responses are less than 100. N/A is shown where the base number of responses is less than 10 during the period. % is calculated as Quantity/Base number*100

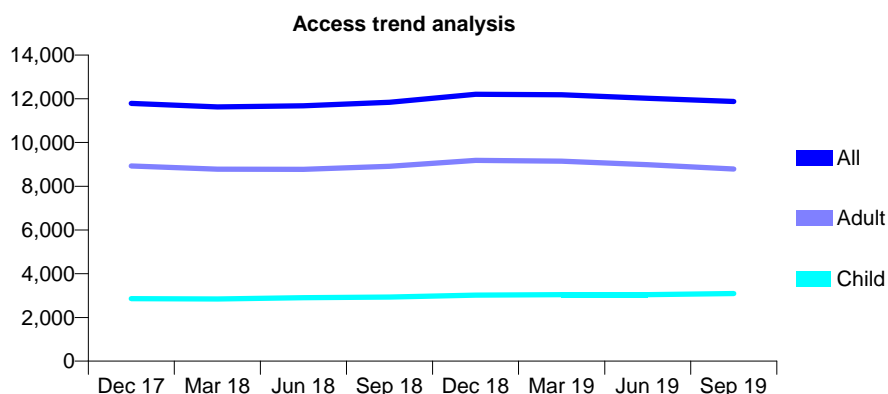
Q47 - Vital Signs At a Glance Contract Report for 188433/0002 - September 2019

Name or company name	Fleetwood Practice Ltd
Contract type name	GDS Contract
Purpose of contract	General
Contract start date	01/04/2013
Contract end date	

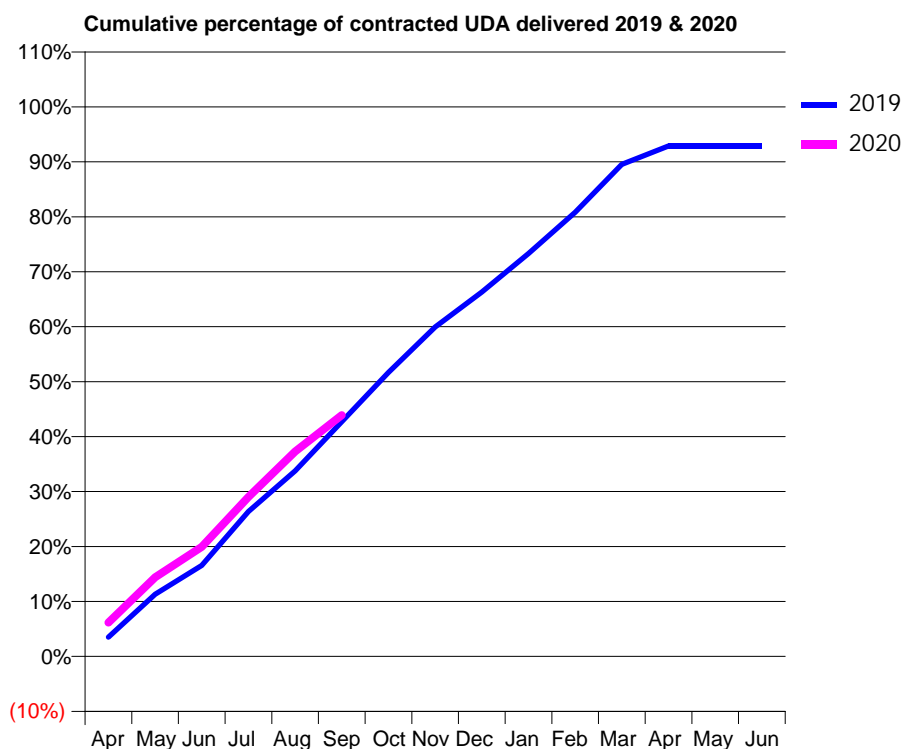
19/20 Contracted general activity (UDA)	44,423
Carry forward general activity (UDA)	0
19/20 Contracted orthodontic activity (UOA)	0
Carry forward orthodontic activity (UOA)	0
Baseline contract value	£1,321,452.49

ACCESS*

Patients seen in 24 months	Total	Change since previous quarter
Quarter ending September 2018	11,838	
Quarter ending December 2018	12,210	↑
Quarter ending March 2019	12,183	→
Quarter ending June 2019	12,022	↓
Quarter ending September 2019	11,882	↓
Variance since September 2018	0.4%	→



ACTIVITY



Month	2019	2020
April	1,560	2,740
May	5,024	6,395
June	7,362	8,858
July	11,711	12,899
August	14,999	16,566
September	18,977	19,506
October	22,961	
November	26,636	
December	29,454	
January	32,570	
February	35,898	
March	39,770	
April	41,262	
May	41,257	
June	41,257	

QUALITY

	Quantity	Base Number	Contract	AT	Region	England
% of FP17s for the same patient ID Re-attending within 3 months - Children	154	2,419	6.4%	11.4%	12.1%	11.5%
% of FP17s for the same patient ID Re-attending within 3 months - Adults	842	6,826	12.3%	14.9%	15.6%	15.4%
% of FP17s for the same patient ID Re-attending between 3 & 9 months - Children	1,525	2,419	63.0%	60.1%	61.2%	59.7%
% of FP17s for the same patient ID Re-attending between 3 & 9 months - Adults	4,568	6,826	66.9%	52.8%	54.3%	51.7%
% of FP17s for Band 1 Urgent Courses	719	8,631	8.3%	10.0%	9.1%	9.2%
% of FP17s Relating to Free Repair or Replacements	98	8,631	1.1%	0.9%	0.9%	0.7%
% of FP17s Relating to Continuations	82	8,631	1.0%	0.9%	1.0%	0.8%
% of Patients satisfied with the dentistry they have received	1	1	N/A	94.2%	94.4%	93.5%
% of Patients satisfied with the time they had to wait for an appointment	1	1	N/A	85.2%	88.1%	87.4%

* This is based on patients treated on this contract for their most recent course of treatment. Figures in italics indicate the base number of FP17s or Patient Questionnaire responses are less than 100. N/A is shown where the base number of responses is less than 10 during the period. % is calculated as Quantity/Base number*100

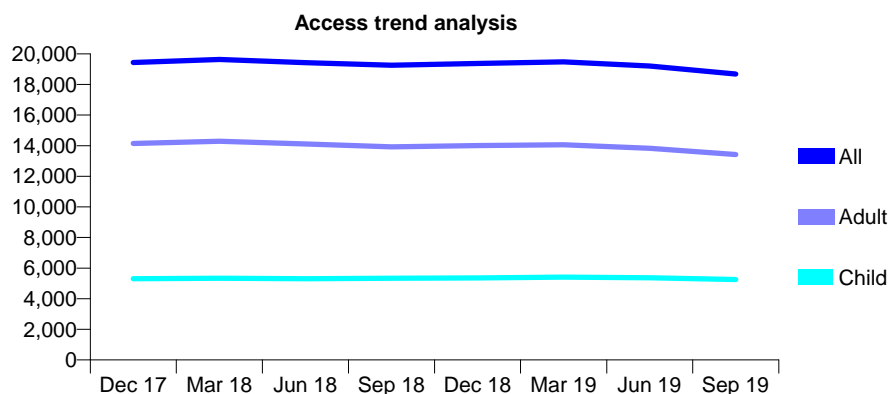
Q47 - Vital Signs At a Glance Contract Report for 189421/0002 - September 2019

Name or company name	Mayo Dental Clinic Partnership
Contract type name	GDS Contract
Purpose of contract	General
Contract start date	01/01/2012
Contract end date	

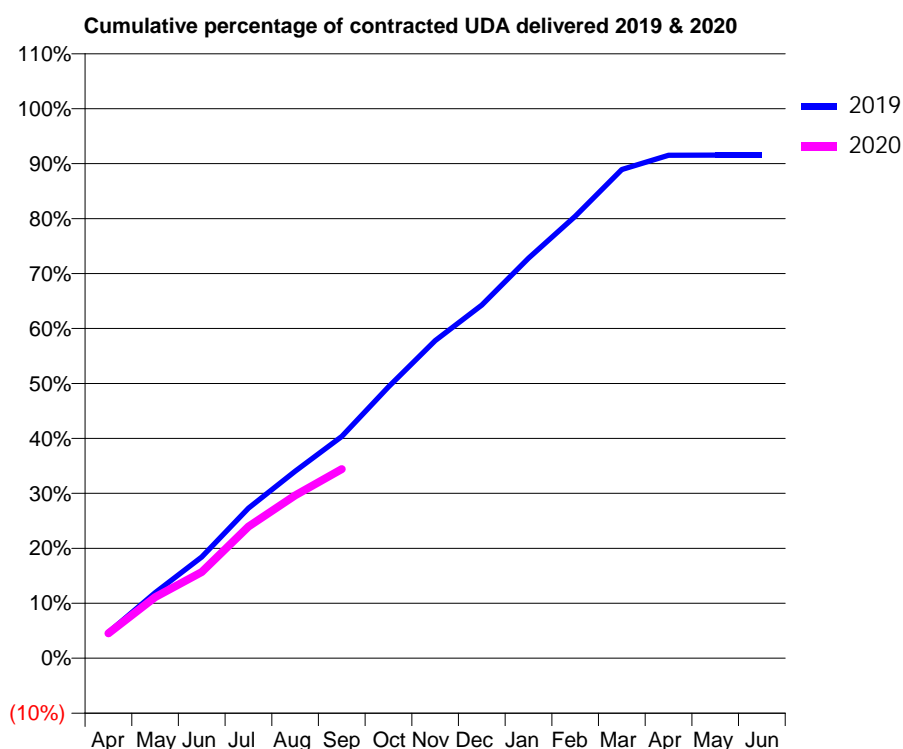
19/20 Contracted general activity (UDA)	61,000
Carry forward general activity (UDA)	0
19/20 Contracted orthodontic activity (UOA)	0
Carry forward orthodontic activity (UOA)	0
Baseline contract value	£1,620,652.14

ACCESS*

Patients seen in 24 months	Total	Change since previous quarter
Quarter ending September 2018	19,255	
Quarter ending December 2018	19,374	→
Quarter ending March 2019	19,471	→
Quarter ending June 2019	19,202	↓
Quarter ending September 2019	18,684	↓
Variance since September 2018	(3.0%)	↓



ACTIVITY



Month	2019	2020
April	2,875	2,766
May	7,279	6,771
June	11,242	9,577
July	16,658	14,614
August	20,755	18,081
September	24,613	20,979
October	30,114	
November	35,247	
December	39,198	
January	44,404	
February	49,055	
March	54,239	
April	55,830	
May	55,840	
June	55,842	

QUALITY

	Quantity	Base Number	Contract	AT	Region	England
% of FP17s for the same patient ID Re-attending within 3 months - Children	223	3,130	7.1%	11.4%	12.1%	11.5%
% of FP17s for the same patient ID Re-attending within 3 months - Adults	1,154	8,079	14.3%	14.9%	15.6%	15.4%
% of FP17s for the same patient ID Re-attending between 3 & 9 months - Children	1,939	3,130	61.9%	60.1%	61.2%	59.7%
% of FP17s for the same patient ID Re-attending between 3 & 9 months - Adults	4,753	8,079	58.8%	52.8%	54.3%	51.7%
% of FP17s for Band 1 Urgent Courses	1,394	10,479	13.3%	10.0%	9.1%	9.2%
% of FP17s Relating to Free Repair or Replacements	70	10,479	0.7%	0.9%	0.9%	0.7%
% of FP17s Relating to Continuations	70	10,479	0.7%	0.9%	1.0%	0.8%
% of Patients satisfied with the dentistry they have received	7	9	N/A	94.2%	94.4%	93.5%
% of Patients satisfied with the time they had to wait for an appointment	6	9	N/A	85.2%	88.1%	87.4%

* This is based on patients treated on this contract for their most recent course of treatment.

Figures in italics indicate the base number of FP17s or Patient Questionnaire responses are less than 100. N/A is shown where the base number of responses is less than 10 during the period. % is calculated as Quantity/Base number*100

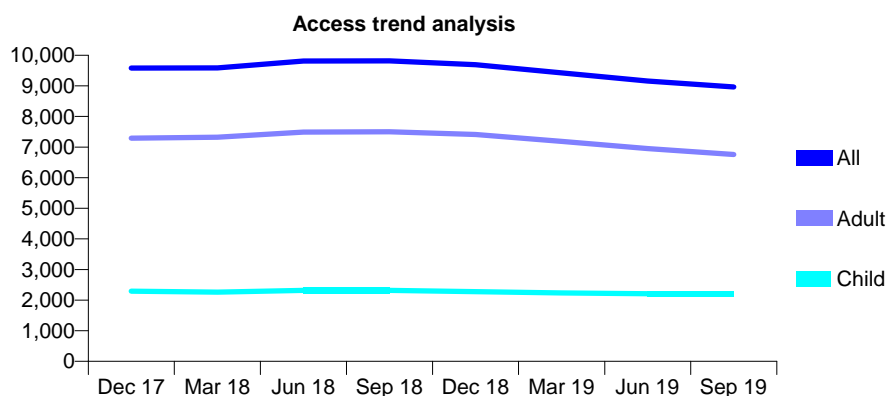
Q47 - Vital Signs At a Glance Contract Report for 191035/0001 - September 2019

Name or company name	Colne and Earby Dental Practice
Contract type name	GDS Contract
Purpose of contract	General
Contract start date	14/12/2009
Contract end date	

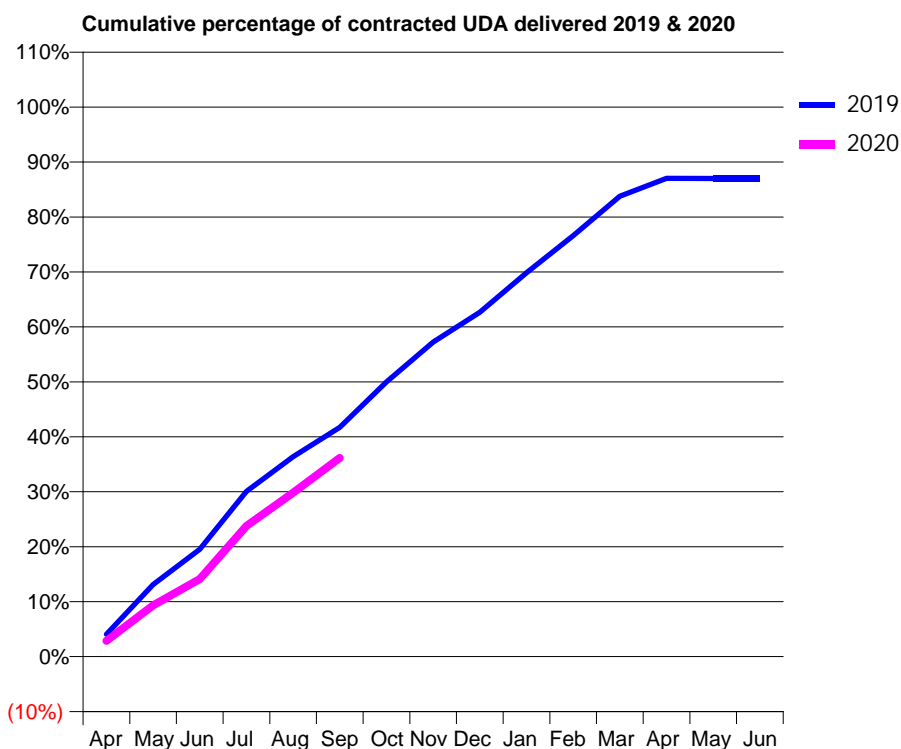
19/20 Contracted general activity (UDA)	27,500
Carry forward general activity (UDA)	0
19/20 Contracted orthodontic activity (UOA)	0
Carry forward orthodontic activity (UOA)	0
Baseline contract value	£884,146.96

ACCESS*

Patients seen in 24 months	Total	Change since previous quarter
Quarter ending September 2018	9,820	
Quarter ending December 2018	9,691	↓
Quarter ending March 2019	9,424	↓
Quarter ending June 2019	9,157	↓
Quarter ending September 2019	8,967	↓
Variance since September 2018	(8.7%)	↓



ACTIVITY



Month	Adjusted Scheduled Activity (UDA)	
	2019	2020
April	1,116	792
May	3,607	2,563
June	5,366	3,883
July	8,269	6,537
August	10,005	8,203
September	11,476	9,939
October	13,743	
November	15,736	
December	17,233	
January	19,211	
February	21,061	
March	23,031	
April	23,933	
May	23,925	
June	23,925	

QUALITY

	Quantity	Base Number	Contract	AT	Region	England
% of FP17s for the same patient ID Re-attending within 3 months - Children	54	1,275	4.2%	11.4%	12.1%	11.5%
% of FP17s for the same patient ID Re-attending within 3 months - Adults	320	3,386	9.5%	14.9%	15.6%	15.4%
% of FP17s for the same patient ID Re-attending between 3 & 9 months - Children	365	1,275	28.6%	60.1%	61.2%	59.7%
% of FP17s for the same patient ID Re-attending between 3 & 9 months - Adults	1,035	3,386	30.6%	52.8%	54.3%	51.7%
% of FP17s for Band 1 Urgent Courses	231	4,335	5.3%	10.0%	9.1%	9.2%
% of FP17s Relating to Free Repair or Replacements	48	4,335	1.1%	0.9%	0.9%	0.7%
% of FP17s Relating to Continuations	79	4,335	1.8%	0.9%	1.0%	0.8%
% of Patients satisfied with the dentistry they have received	1	1	N/A	94.2%	94.4%	93.5%
% of Patients satisfied with the time they had to wait for an appointment	1	1	N/A	85.2%	88.1%	87.4%

* This is based on patients treated on this contract for their most recent course of treatment. Figures in italics indicate the base number of FP17s or Patient Questionnaire responses are less than 100. N/A is shown where the base number of responses is less than 10 during the period. % is calculated as Quantity/Base number*100

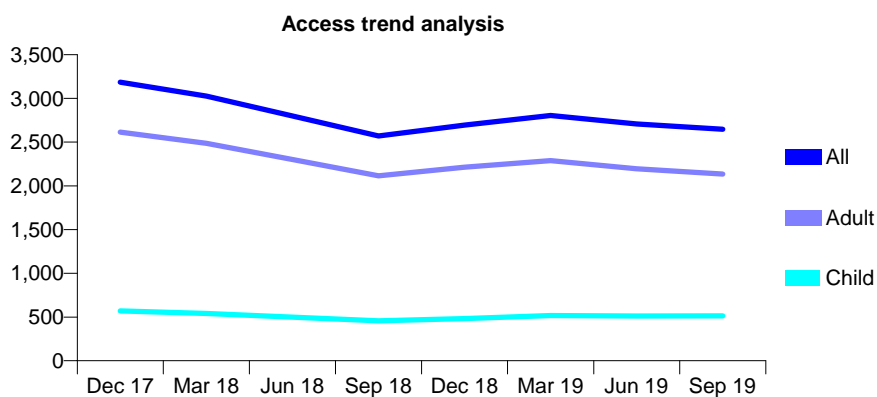
Q47 - Vital Signs At a Glance Contract Report for 191035/0002 - September 2019

Name or company name	Earby Dental Practice Partnership
Contract type name	GDS Contract
Purpose of contract	General
Contract start date	14/12/2009
Contract end date	

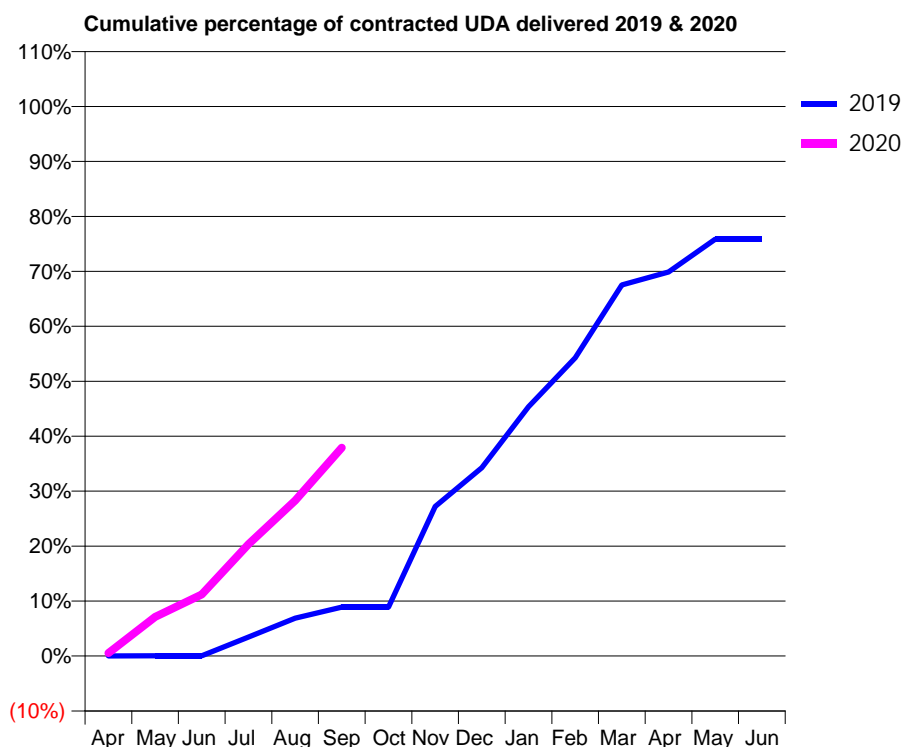
19/20 Contracted general activity (UDA)	10,200
Carry forward general activity (UDA)	0
19/20 Contracted orthodontic activity (UOA)	0
Carry forward orthodontic activity (UOA)	0
Baseline contract value	£263,181.06

ACCESS*

Patients seen in 24 months	Total	Change since previous quarter
Quarter ending September 2018	2,571	
Quarter ending December 2018	2,696	↑
Quarter ending March 2019	2,804	↑
Quarter ending June 2019	2,708	↓
Quarter ending September 2019	2,647	↓
Variance since September 2018	3.0%	↑



ACTIVITY



Month	Adjusted Scheduled Activity (UDA)	
	2019	2020
April	0	56
May	4	726
June	4	1,143
July	353	2,075
August	701	2,885
September	907	3,867
October	907	
November	2,775	
December	3,495	
January	4,628	
February	5,536	
March	6,888	
April	7,127	
May	7,737	
June	7,737	

QUALITY

	Quantity	Base Number	Contract	AT	Region	England
% of FP17s for the same patient ID Re-attending within 3 months - Children	18	302	6.0%	11.4%	12.1%	11.5%
% of FP17s for the same patient ID Re-attending within 3 months - Adults	159	1,261	12.6%	14.9%	15.6%	15.4%
% of FP17s for the same patient ID Re-attending between 3 & 9 months - Children	125	302	41.4%	60.1%	61.2%	59.7%
% of FP17s for the same patient ID Re-attending between 3 & 9 months - Adults	562	1,261	44.6%	52.8%	54.3%	51.7%
% of FP17s for Band 1 Urgent Courses	37	1,298	2.9%	10.0%	9.1%	9.2%
% of FP17s Relating to Free Repair or Replacements	22	1,298	1.7%	0.9%	0.9%	0.7%
% of FP17s Relating to Continuations	38	1,298	2.9%	0.9%	1.0%	0.8%
% of Patients satisfied with the dentistry they have received	2	3	N/A	94.2%	94.4%	93.5%
% of Patients satisfied with the time they had to wait for an appointment	2	3	N/A	85.2%	88.1%	87.4%

* This is based on patients treated on this contract for their most recent course of treatment. Figures in italics indicate the base number of FP17s or Patient Questionnaire responses are less than 100. N/A is shown where the base number of responses is less than 10 during the period. % is calculated as Quantity/Base number*100

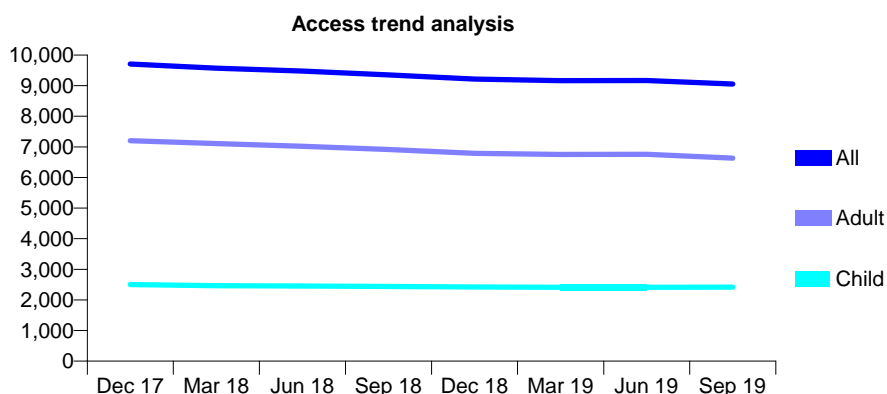
Q47 - Vital Signs At a Glance Contract Report for 191493/0001 - September 2019

Name or company name	Euxton (No1) Limited
Contract type name	GDS Contract
Purpose of contract	General
Contract start date	01/11/2007
Contract end date	

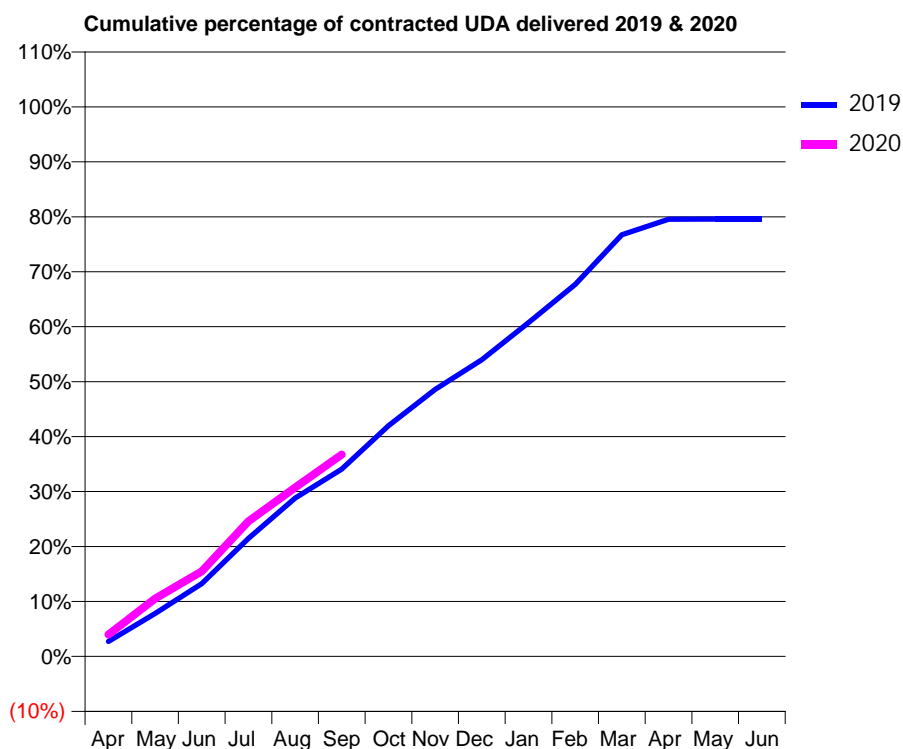
19/20 Contracted general activity (UDA)	28,458
Carry forward general activity (UDA)	0
19/20 Contracted orthodontic activity (UOA)	0
Carry forward orthodontic activity (UOA)	0
Baseline contract value	£790,292.47

ACCESS*

Patients seen in 24 months	Total	Change since previous quarter
Quarter ending September 2018	9,352	
Quarter ending December 2018	9,217	↓
Quarter ending March 2019	9,162	→
Quarter ending June 2019	9,171	→
Quarter ending September 2019	9,052	↓
Variance since September 2018	(3.2%)	↓



ACTIVITY



Month	2019	2020
April	775	1,139
May	2,229	2,998
June	3,767	4,403
July	6,115	7,000
August	8,200	8,746
September	9,701	10,461
October	11,947	
November	13,826	
December	15,361	
January	17,281	
February	19,266	
March	21,835	
April	22,644	
May	22,646	
June	22,646	

QUALITY

	Quantity	Base Number	Contract	AT	Region	England
% of FP17s for the same patient ID Re-attending within 3 months - Children	79	1,863	4.2%	11.4%	12.1%	11.5%
% of FP17s for the same patient ID Re-attending within 3 months - Adults	418	4,351	9.6%	14.9%	15.6%	15.4%
% of FP17s for the same patient ID Re-attending between 3 & 9 months - Children	1,207	1,863	64.8%	60.1%	61.2%	59.7%
% of FP17s for the same patient ID Re-attending between 3 & 9 months - Adults	2,635	4,351	60.6%	52.8%	54.3%	51.7%
% of FP17s for Band 1 Urgent Courses	271	5,811	4.7%	10.0%	9.1%	9.2%
% of FP17s Relating to Free Repair or Replacements	35	5,811	0.6%	0.9%	0.9%	0.7%
% of FP17s Relating to Continuations	70	5,811	1.2%	0.9%	1.0%	0.8%
% of Patients satisfied with the dentistry they have received	1	1	N/A	94.2%	94.4%	93.5%
% of Patients satisfied with the time they had to wait for an appointment	1	1	N/A	85.2%	88.1%	87.4%

* This is based on patients treated on this contract for their most recent course of treatment. Figures in italics indicate the base number of FP17s or Patient Questionnaire responses are less than 100. N/A is shown where the base number of responses is less than 10 during the period. % is calculated as Quantity/Base number*100

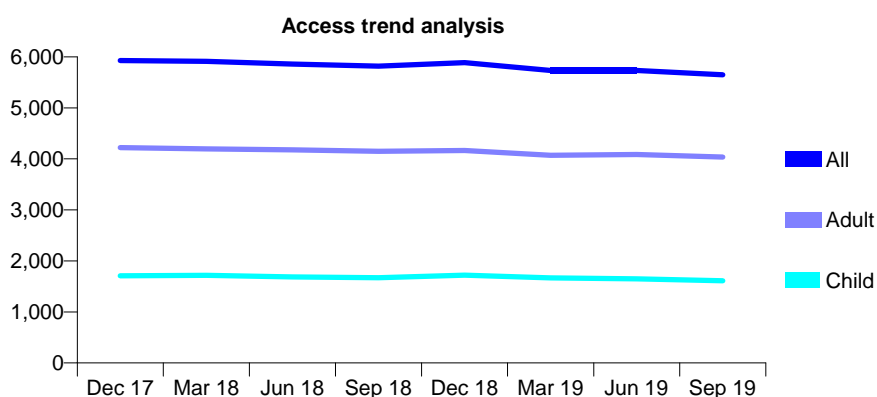
Q47 - Vital Signs At a Glance Contract Report for 194573/0001 - September 2019

Name or company name	Jones Dental Practice
Contract type name	GDS Contract
Purpose of contract	General
Contract start date	01/06/2010
Contract end date	

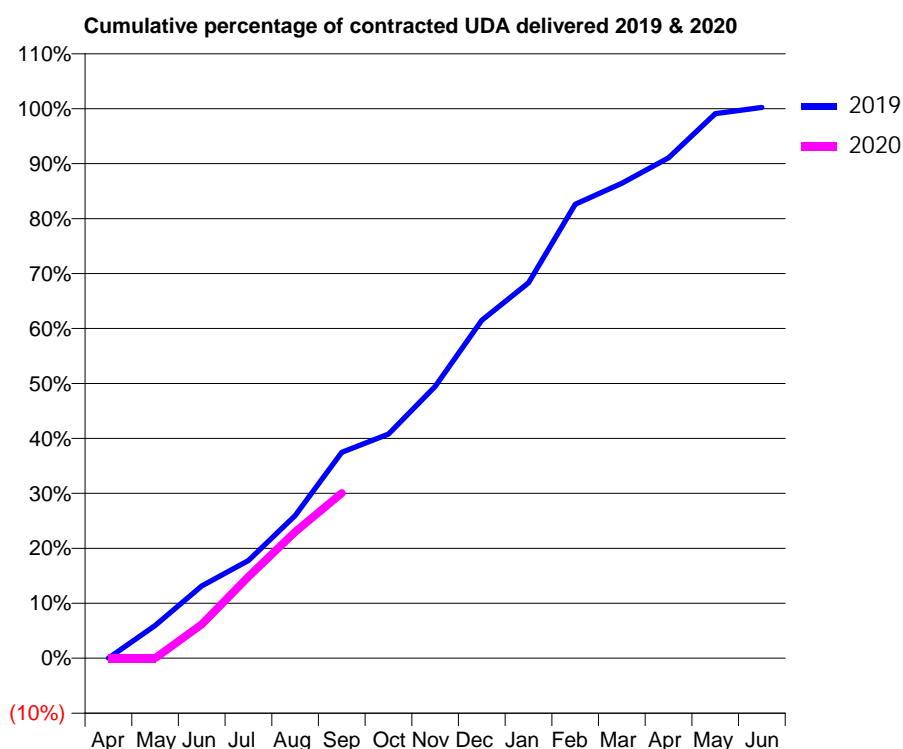
19/20 Contracted general activity (UDA)	16,357
Carry forward general activity (UDA)	0
19/20 Contracted orthodontic activity (UOA)	0
Carry forward orthodontic activity (UOA)	0
Baseline contract value	£453,478.81

ACCESS*

Patients seen in 24 months	Total	Change since previous quarter
Quarter ending September 2018	5,819	
Quarter ending December 2018	5,885	→
Quarter ending March 2019	5,734	↓
Quarter ending June 2019	5,733	→
Quarter ending September 2019	5,649	↓
Variance since September 2018	(2.9%)	↓



ACTIVITY



Month	2019	2020
April	0	0
May	976	0
June	2,151	1,008
July	2,909	2,428
August	4,249	3,759
September	6,129	4,916
October	6,670	
November	8,091	
December	10,058	
January	11,173	
February	13,508	
March	14,136	
April	14,893	
May	16,210	
June	16,397	

QUALITY

	Quantity	Base Number	Contract	AT	Region	England
% of FP17s for the same patient ID Re-attending within 3 months - Children	178	1,263	14.1%	11.4%	12.1%	11.5%
% of FP17s for the same patient ID Re-attending within 3 months - Adults	314	2,543	12.3%	14.9%	15.6%	15.4%
% of FP17s for the same patient ID Re-attending between 3 & 9 months - Children	865	1,263	68.5%	60.1%	61.2%	59.7%
% of FP17s for the same patient ID Re-attending between 3 & 9 months - Adults	1,676	2,543	65.9%	52.8%	54.3%	51.7%
% of FP17s for Band 1 Urgent Courses	119	2,456	4.8%	10.0%	9.1%	9.2%
% of FP17s Relating to Free Repair or Replacements	5	2,456	0.2%	0.9%	0.9%	0.7%
% of FP17s Relating to Continuations	7	2,456	0.3%	0.9%	1.0%	0.8%
% of Patients satisfied with the dentistry they have received	1	1	N/A	94.2%	94.4%	93.5%
% of Patients satisfied with the time they had to wait for an appointment	1	1	N/A	85.2%	88.1%	87.4%

* This is based on patients treated on this contract for their most recent course of treatment.

Figures in italics indicate the base number of FP17s or Patient Questionnaire responses are less than 100. N/A is shown where the base number of responses is less than 10 during the period. % is calculated as Quantity/Base number*100

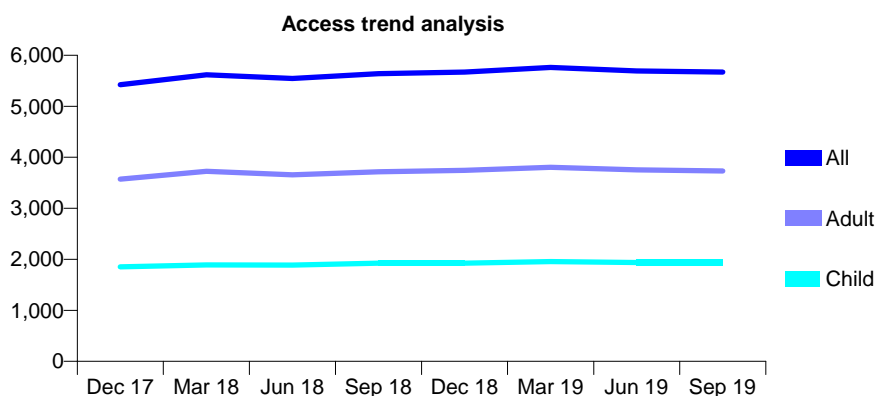
Q47 - Vital Signs At a Glance Contract Report for 197211/0001 - September 2019

Name or company name	Drakes Dental Care
Contract type name	GDS Contract
Purpose of contract	General
Contract start date	26/12/2012
Contract end date	

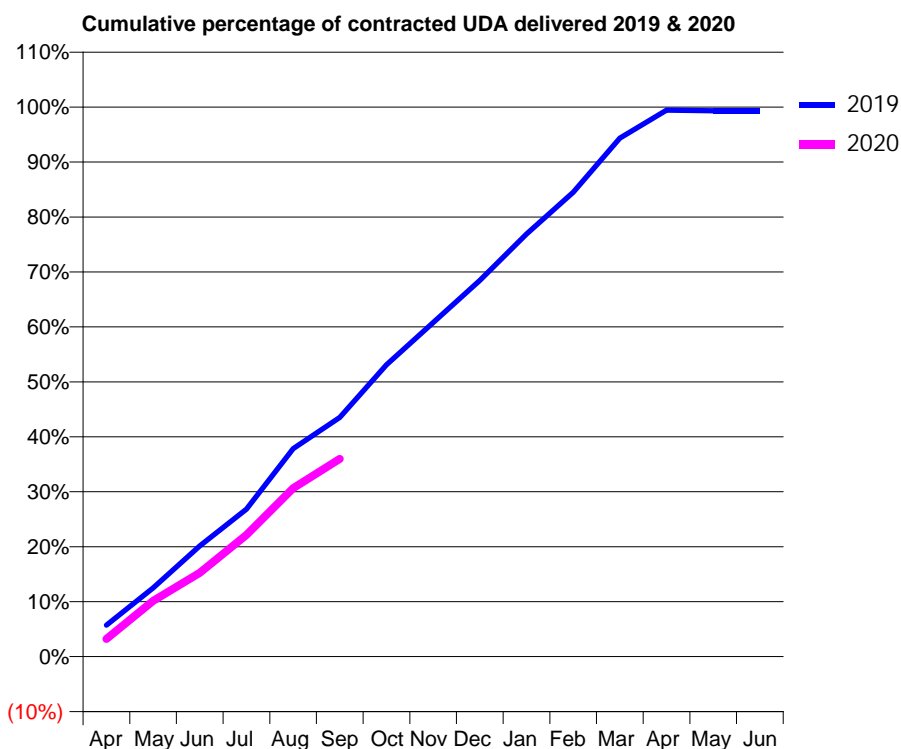
19/20 Contracted general activity (UDA)	15,403
Carry forward general activity (UDA)	0
19/20 Contracted orthodontic activity (UOA)	0
Carry forward orthodontic activity (UOA)	0
Baseline contract value	£420,827.01

ACCESS*

Patients seen in 24 months	Total	Change since previous quarter
Quarter ending September 2018	5,641	
Quarter ending December 2018	5,670	→
Quarter ending March 2019	5,761	→
Quarter ending June 2019	5,692	↓
Quarter ending September 2019	5,672	→
Variance since September 2018	0.5%	→



ACTIVITY



Month	Adjusted Scheduled Activity (UDA)	
	2019	2020
April	886	496
May	1,926	1,565
June	3,104	2,349
July	4,131	3,413
August	5,831	4,721
September	6,706	5,541
October	8,182	
November	9,367	
December	10,543	
January	11,842	
February	13,019	
March	14,530	
April	15,317	
May	15,296	
June	15,296	

QUALITY

	Quantity	Base Number	Contract	AT	Region	England
% of FP17s for the same patient ID Re-attending within 3 months - Children	138	1,323	10.4%	11.4%	12.1%	11.5%
% of FP17s for the same patient ID Re-attending within 3 months - Adults	275	2,066	13.3%	14.9%	15.6%	15.4%
% of FP17s for the same patient ID Re-attending between 3 & 9 months - Children	746	1,323	56.4%	60.1%	61.2%	59.7%
% of FP17s for the same patient ID Re-attending between 3 & 9 months - Adults	1,065	2,066	51.5%	52.8%	54.3%	51.7%
% of FP17s for Band 1 Urgent Courses	368	2,905	12.7%	10.0%	9.1%	9.2%
% of FP17s Relating to Free Repair or Replacements	13	2,905	0.4%	0.9%	0.9%	0.7%
% of FP17s Relating to Continuations	6	2,905	0.2%	0.9%	1.0%	0.8%
% of Patients satisfied with the dentistry they have received	1	1	N/A	94.2%	94.4%	93.5%
% of Patients satisfied with the time they had to wait for an appointment	1	1	N/A	85.2%	88.1%	87.4%

* This is based on patients treated on this contract for their most recent course of treatment. Figures in italics indicate the base number of FP17s or Patient Questionnaire responses are less than 100. N/A is shown where the base number of responses is less than 10 during the period. % is calculated as Quantity/Base number*100

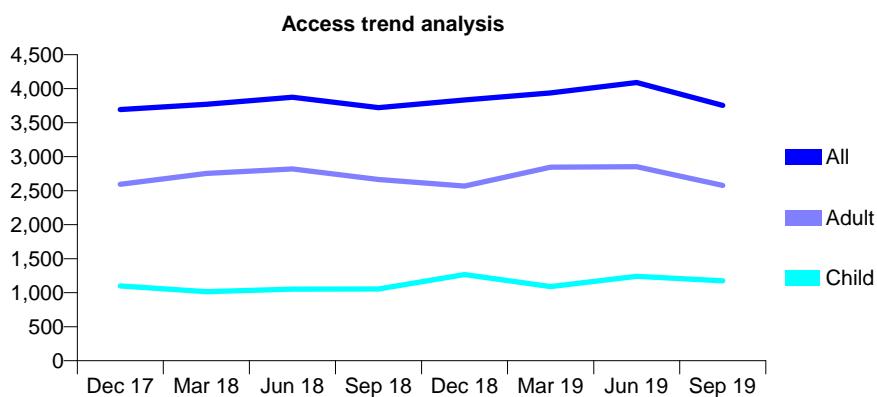
Q47 - Vital Signs At a Glance Contract Report for 197416/0002 - September 2019

Name or company name	Whitworth Dental Care Limited
Contract type name	GDS Contract
Purpose of contract	General
Contract start date	01/04/2013
Contract end date	

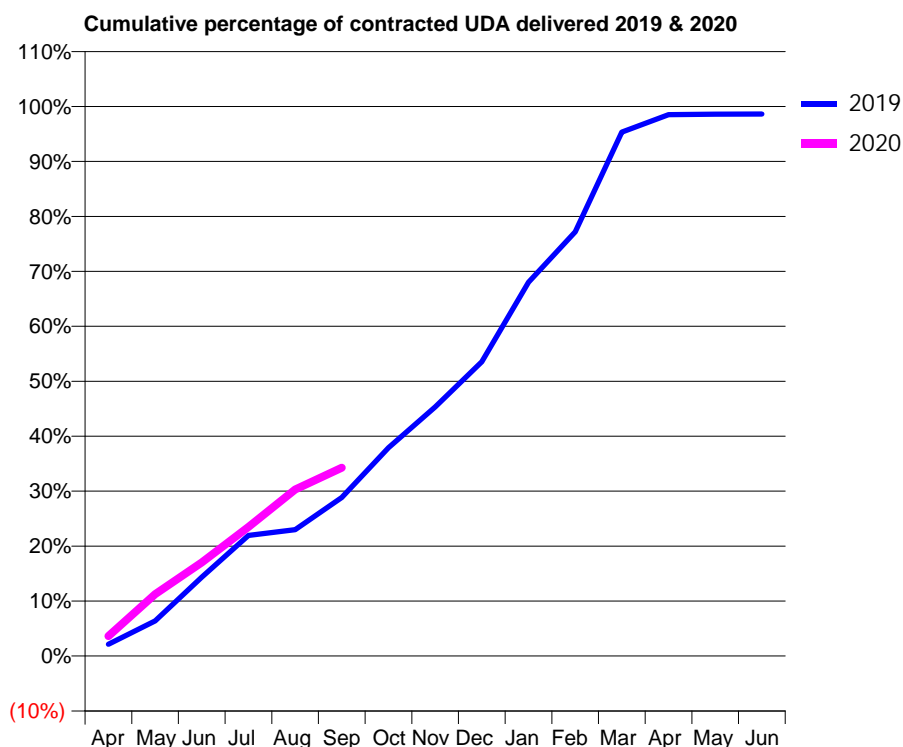
19/20 Contracted general activity (UDA)	9,000
Carry forward general activity (UDA)	125
19/20 Contracted orthodontic activity (UOA)	0
Carry forward orthodontic activity (UOA)	0
Baseline contract value	£300,358.89

ACCESS*

Patients seen in 24 months	Total	Change since previous quarter
Quarter ending September 2018	3,721	
Quarter ending December 2018	3,835	↑
Quarter ending March 2019	3,939	↑
Quarter ending June 2019	4,092	↑
Quarter ending September 2019	3,753	↓
Variance since September 2018	0.9%	→



ACTIVITY



Month	Adjusted Scheduled Activity (UDA)	
	2019	2020
April	193	326
May	575	1,013
June	1,291	1,533
July	1,974	2,113
August	2,070	2,727
September	2,595	3,083
October	3,410	
November	4,081	
December	4,818	
January	6,121	
February	6,947	
March	8,580	
April	8,866	
May	8,873	
June	8,875	

QUALITY

	Quantity	Base Number	Contract	AT	Region	England
% of FP17s for the same patient ID Re-attending within 3 months - Children	196	1,244	15.8%	11.4%	12.1%	11.5%
% of FP17s for the same patient ID Re-attending within 3 months - Adults	68	773	8.8%	14.9%	15.6%	15.4%
% of FP17s for the same patient ID Re-attending between 3 & 9 months - Children	505	1,244	40.6%	60.1%	61.2%	59.7%
% of FP17s for the same patient ID Re-attending between 3 & 9 months - Adults	245	773	31.7%	52.8%	54.3%	51.7%
% of FP17s for Band 1 Urgent Courses	91	1,856	4.9%	10.0%	9.1%	9.2%
% of FP17s Relating to Free Repair or Replacements	1	1,856	0.1%	0.9%	0.9%	0.7%
% of FP17s Relating to Continuations	5	1,856	0.3%	0.9%	1.0%	0.8%
% of Patients satisfied with the dentistry they have received	3	3	N/A	94.2%	94.4%	93.5%
% of Patients satisfied with the time they had to wait for an appointment	3	3	N/A	85.2%	88.1%	87.4%

* This is based on patients treated on this contract for their most recent course of treatment. Figures in italics indicate the base number of FP17s or Patient Questionnaire responses are less than 100. N/A is shown where the base number of responses is less than 10 during the period. % is calculated as Quantity/Base number*100

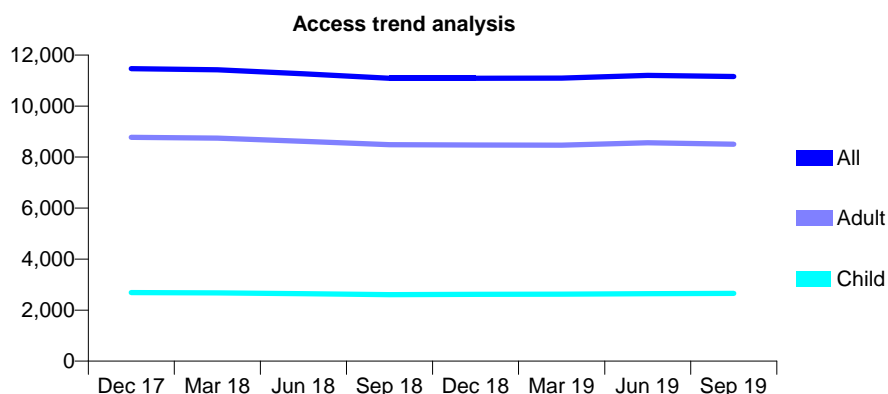
Q47 - Vital Signs At a Glance Contract Report for 198447/0001 - September 2019

Name or company name	Dentistry 4 All
Contract type name	Pilot Contract
Purpose of contract	General and Orthodontic
Contract start date	01/04/2009
Contract end date	

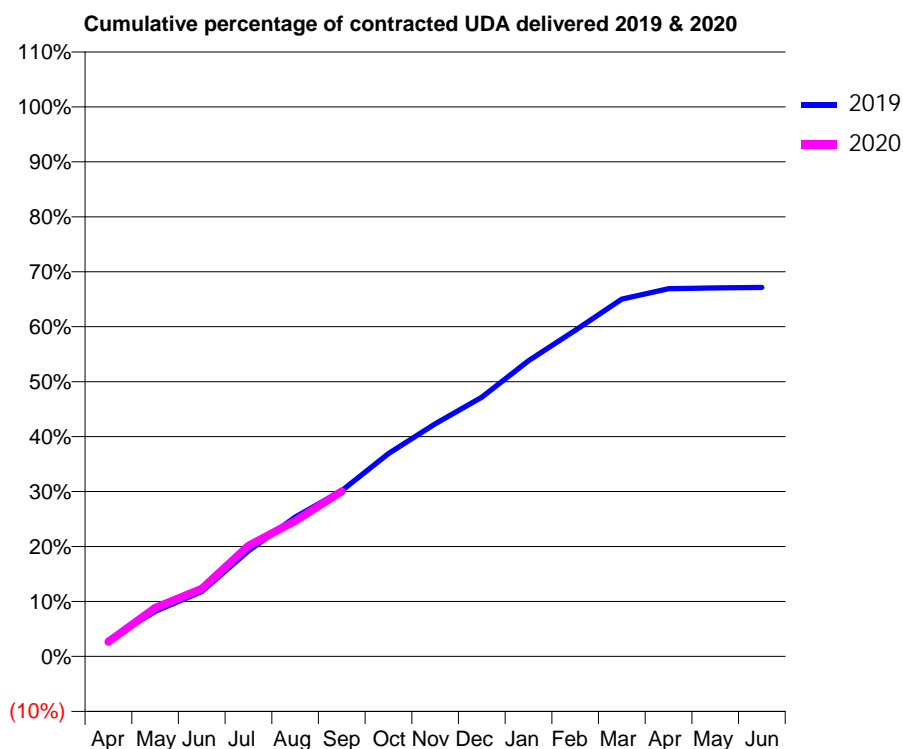
19/20 Contracted general activity (UDA)	34,000
Carry forward general activity (UDA)	0
19/20 Contracted orthodontic activity (UOA)	1,000
Carry forward orthodontic activity (UOA)	-15
Baseline contract value	£1,186,464.41

ACCESS*

Patients seen in 24 months	Total	Change since previous quarter
Quarter ending September 2018	11,090	
Quarter ending December 2018	11,094	→
Quarter ending March 2019	11,099	→
Quarter ending June 2019	11,204	→
Quarter ending September 2019	11,162	→
Variance since September 2018	0.6%	→



ACTIVITY



Month	Adjusted Scheduled Activity (UDA)	
	2019	2020
April	1,002	910
May	2,781	3,005
June	4,011	4,191
July	6,533	6,855
August	8,620	8,375
September	10,254	10,221
October	12,552	
November	14,393	
December	16,033	
January	18,300	
February	20,179	
March	22,110	
April	22,752	
May	22,798	
June	22,827	

QUALITY

	Quantity	Base Number	Contract	AT	Region	England
% of FP17s for the same patient ID Re-attending within 3 months - Children	179	1,991	9.0%	11.4%	12.1%	11.5%
% of FP17s for the same patient ID Re-attending within 3 months - Adults	512	4,387	11.7%	14.9%	15.6%	15.4%
% of FP17s for the same patient ID Re-attending between 3 & 9 months - Children	1,058	1,991	53.1%	60.1%	61.2%	59.7%
% of FP17s for the same patient ID Re-attending between 3 & 9 months - Adults	1,375	4,387	31.3%	52.8%	54.3%	51.7%
% of FP17s for Band 1 Urgent Courses	218	5,082	4.3%	10.0%	9.1%	9.2%
% of FP17s Relating to Free Repair or Replacements	9	5,082	0.2%	0.9%	0.9%	0.7%
% of FP17s Relating to Continuations	22	5,082	0.4%	0.9%	1.0%	0.8%
% of Patients satisfied with the dentistry they have received	2	2	N/A	94.2%	94.4%	93.5%
% of Patients satisfied with the time they had to wait for an appointment	2	2	N/A	85.2%	88.1%	87.4%

* This is based on patients treated on this contract for their most recent course of treatment. Figures in italics indicate the base number of FP17s or Patient Questionnaire responses are less than 100. N/A is shown where the base number of responses is less than 10 during the period. % is calculated as Quantity/Base number*100

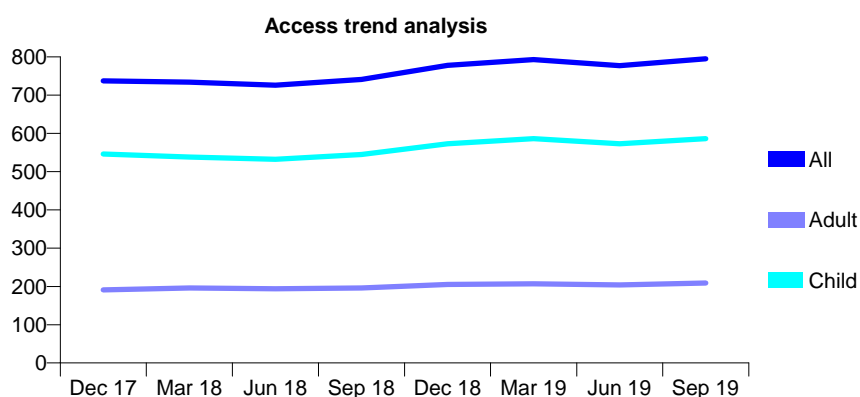
Q47 - Vital Signs At a Glance Contract Report for 199095/0001 - September 2019

Name or company name	Aughton Dental Practice
Contract type name	GDS Contract
Purpose of contract	General
Contract start date	31/08/2012
Contract end date	

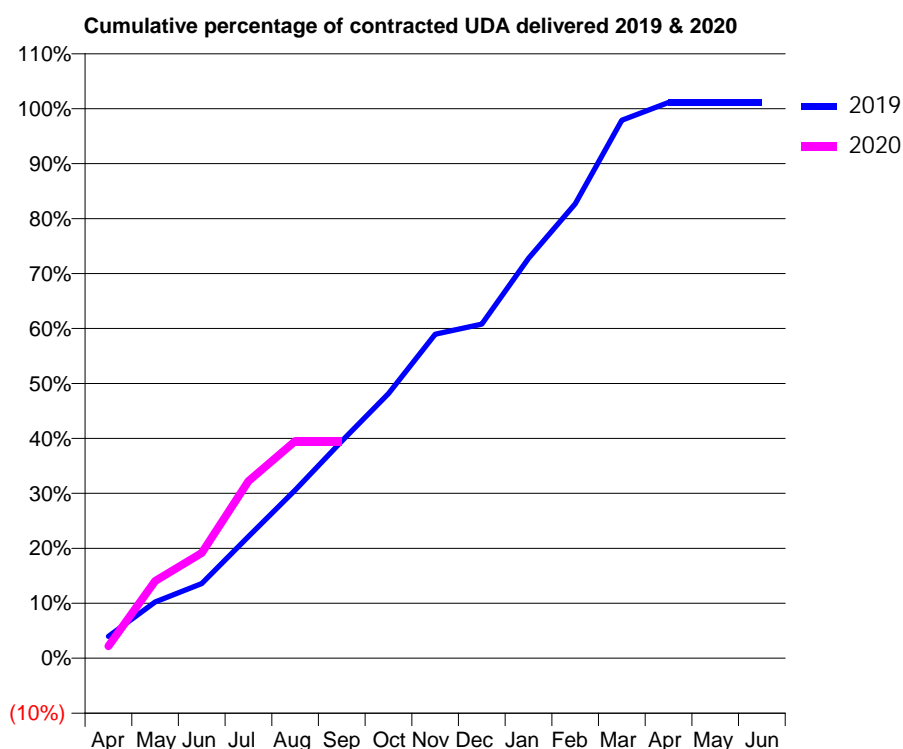
19/20 Contracted general activity (UDA)	2,000
Carry forward general activity (UDA)	-23
19/20 Contracted orthodontic activity (UOA)	0
Carry forward orthodontic activity (UOA)	0
Baseline contract value	£59,917.45

ACCESS*

Patients seen in 24 months	Total	Change since previous quarter
Quarter ending September 2018	741	
Quarter ending December 2018	778	↑
Quarter ending March 2019	793	→
Quarter ending June 2019	777	↓
Quarter ending September 2019	795	↑
Variance since September 2018	7.3%	↑



ACTIVITY



Month	2019	2020
April	80	44
May	205	281
June	272	383
July	443	645
August	612	790
September	790	790
October	963	
November	1,179	
December	1,216	
January	1,455	
February	1,654	
March	1,958	
April	2,023	
May	2,023	
June	2,023	

QUALITY

	Quantity	Base Number	Contract	AT	Region	England
% of FP17s for the same patient ID Re-attending within 3 months - Children	86	509	16.9%	11.4%	12.1%	11.5%
% of FP17s for the same patient ID Re-attending within 3 months - Adults	8	88	9.1%	14.9%	15.6%	15.4%
% of FP17s for the same patient ID Re-attending between 3 & 9 months - Children	326	509	64.0%	60.1%	61.2%	59.7%
% of FP17s for the same patient ID Re-attending between 3 & 9 months - Adults	48	88	54.5%	52.8%	54.3%	51.7%
% of FP17s for Band 1 Urgent Courses	14	552	2.5%	10.0%	9.1%	9.2%
% of FP17s Relating to Free Repair or Replacements	1	552	0.2%	0.9%	0.9%	0.7%
% of FP17s Relating to Continuations	9	552	1.6%	0.9%	1.0%	0.8%
% of Patients satisfied with the dentistry they have received	0	0	N/A	94.2%	94.4%	93.5%
% of Patients satisfied with the time they had to wait for an appointment	0	0	N/A	85.2%	88.1%	87.4%

* This is based on patients treated on this contract for their most recent course of treatment. Figures in italics indicate the base number of FP17s or Patient Questionnaire responses are less than 100. N/A is shown where the base number of responses is less than 10 during the period. % is calculated as Quantity/Base number*100

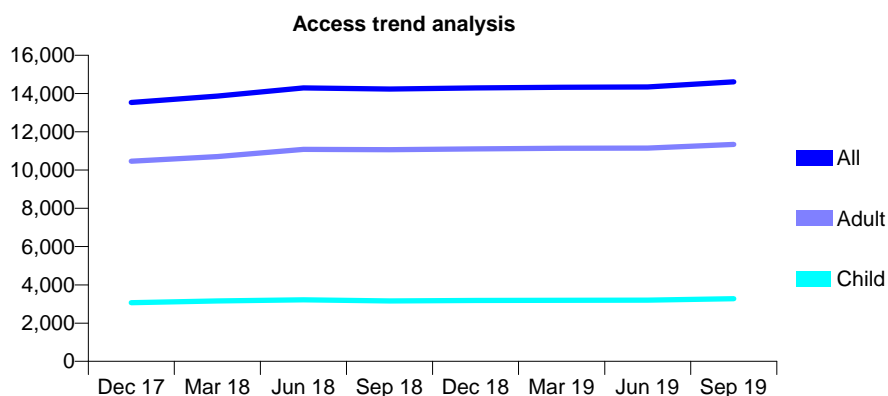
Q47 - Vital Signs At a Glance Contract Report for 199710/0001 - September 2019

Name or company name	BROCK STREET DENTAL PRACTICE LTD
Contract type name	GDS Contract
Purpose of contract	General
Contract start date	01/04/2010
Contract end date	

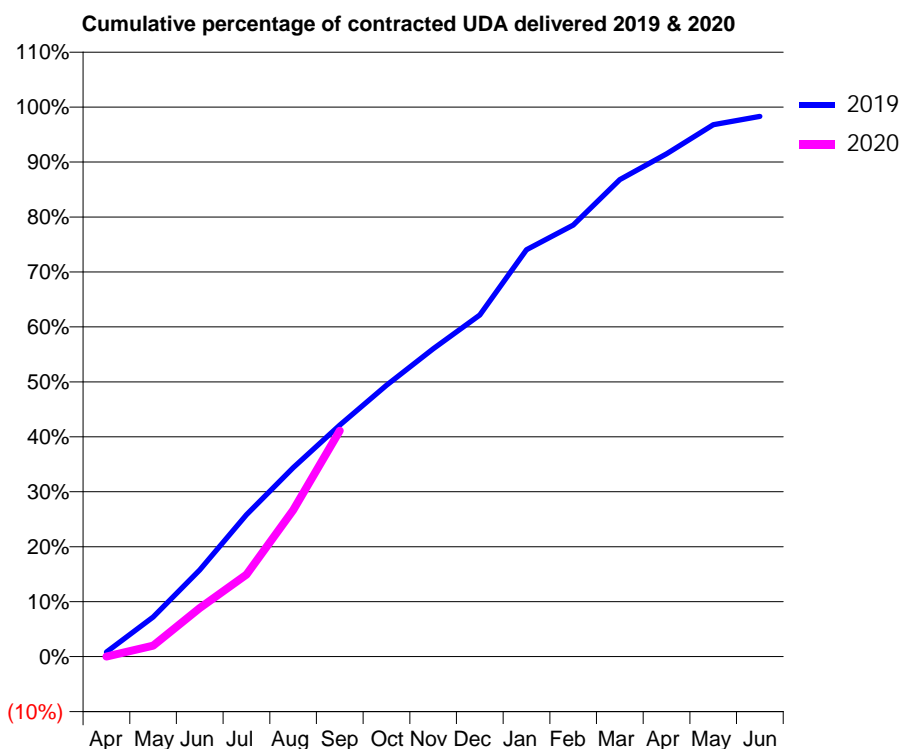
19/20 Contracted general activity (UDA)	36,251
Carry forward general activity (UDA)	0
19/20 Contracted orthodontic activity (UOA)	0
Carry forward orthodontic activity (UOA)	0
Baseline contract value	£1,079,630.40

ACCESS*

Patients seen in 24 months	Total	Change since previous quarter
Quarter ending September 2018	14,231	
Quarter ending December 2018	14,293	→
Quarter ending March 2019	14,330	→
Quarter ending June 2019	14,344	→
Quarter ending September 2019	14,610	→
Variance since September 2018	2.7%	↑



ACTIVITY



Month	Adjusted Scheduled Activity (UDA)	
	2019	2020
April	299	0
May	2,613	726
June	5,714	3,203
July	9,367	5,415
August	12,465	9,663
September	15,266	14,907
October	17,900	
November	20,309	
December	22,532	
January	26,841	
February	28,467	
March	31,464	
April	33,169	
May	35,090	
June	35,628	

QUALITY

	Quantity	Base Number	Contract	AT	Region	England
% of FP17s for the same patient ID Re-attending within 3 months - Children	183	2,744	6.7%	11.4%	12.1%	11.5%
% of FP17s for the same patient ID Re-attending within 3 months - Adults	1,496	8,391	17.8%	14.9%	15.6%	15.4%
% of FP17s for the same patient ID Re-attending between 3 & 9 months - Children	1,894	2,744	69.0%	60.1%	61.2%	59.7%
% of FP17s for the same patient ID Re-attending between 3 & 9 months - Adults	3,006	8,391	35.8%	52.8%	54.3%	51.7%
% of FP17s for Band 1 Urgent Courses	1,264	8,690	14.5%	10.0%	9.1%	9.2%
% of FP17s Relating to Free Repair or Replacements	118	8,690	1.4%	0.9%	0.9%	0.7%
% of FP17s Relating to Continuations	57	8,690	0.7%	0.9%	1.0%	0.8%
% of Patients satisfied with the dentistry they have received	9	9	N/A	94.2%	94.4%	93.5%
% of Patients satisfied with the time they had to wait for an appointment	9	9	N/A	85.2%	88.1%	87.4%

* This is based on patients treated on this contract for their most recent course of treatment. Figures in italics indicate the base number of FP17s or Patient Questionnaire responses are less than 100. N/A is shown where the base number of responses is less than 10 during the period. % is calculated as Quantity/Base number*100

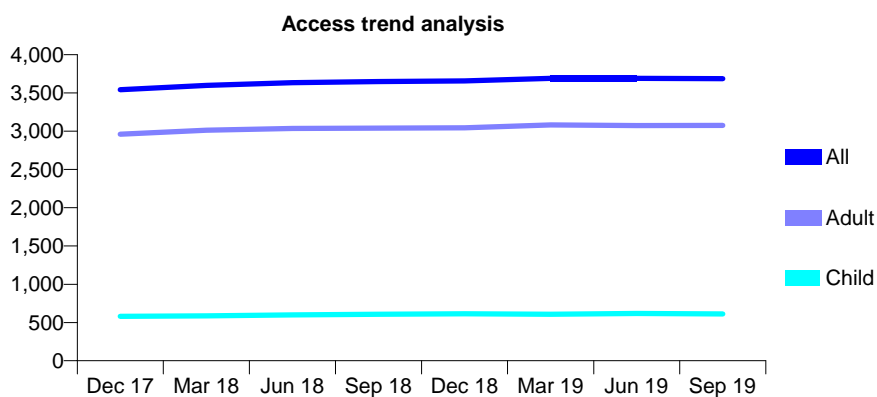
Q47 - Vital Signs At a Glance Contract Report for 208582/0001 - September 2019

Name or company name	MR S DITCHFIELD
Contract type name	GDS Contract
Purpose of contract	General
Contract start date	01/04/2006
Contract end date	

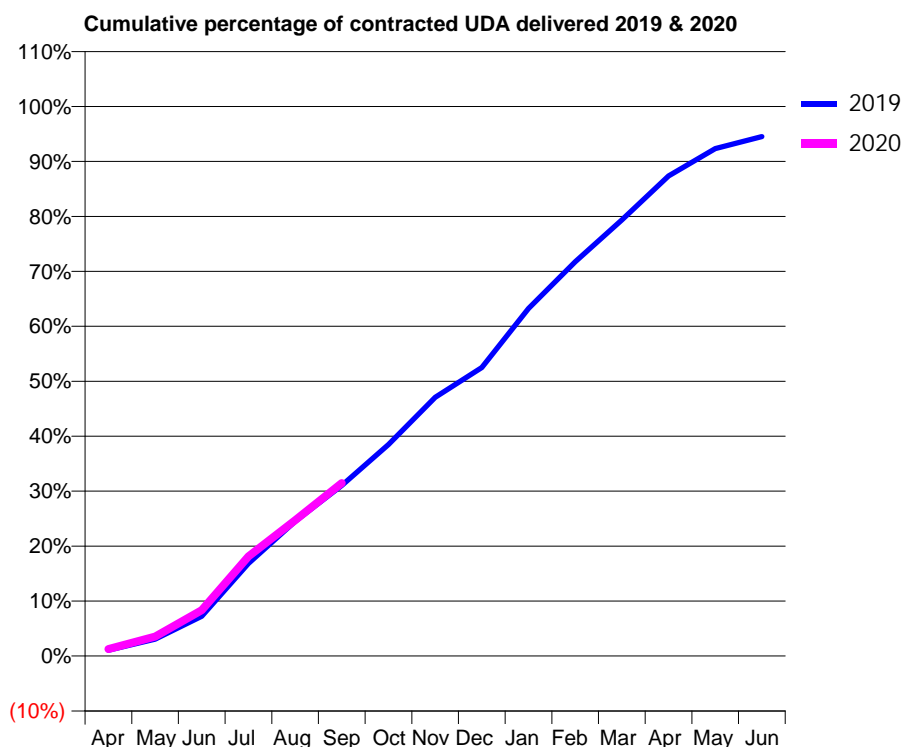
19/20 Contracted general activity (UDA)	11,235
Carry forward general activity (UDA)	0
19/20 Contracted orthodontic activity (UOA)	0
Carry forward orthodontic activity (UOA)	0
Baseline contract value	£374,952.56

ACCESS*

Patients seen in 24 months	Total	Change since previous quarter
Quarter ending September 2018	3,648	
Quarter ending December 2018	3,658	→
Quarter ending March 2019	3,690	→
Quarter ending June 2019	3,691	→
Quarter ending September 2019	3,688	→
Variance since September 2018	1.1%	→



ACTIVITY



Month	Adjusted Scheduled Activity (UDA)	
	2019	2020
April	122	143
May	344	400
June	814	940
July	1,894	2,039
August	2,751	2,776
September	3,486	3,534
October	4,322	
November	5,290	
December	5,898	
January	7,102	
February	8,060	
March	8,913	
April	9,813	
May	10,372	
June	10,617	

QUALITY

	Quantity	Base Number	Contract	AT	Region	England
% of FP17s for the same patient ID Re-attending within 3 months - Children	27	356	7.6%	11.4%	12.1%	11.5%
% of FP17s for the same patient ID Re-attending within 3 months - Adults	313	2,295	13.6%	14.9%	15.6%	15.4%
% of FP17s for the same patient ID Re-attending between 3 & 9 months - Children	135	356	37.9%	60.1%	61.2%	59.7%
% of FP17s for the same patient ID Re-attending between 3 & 9 months - Adults	1,338	2,295	58.3%	52.8%	54.3%	51.7%
% of FP17s for Band 1 Urgent Courses	186	1,850	10.1%	10.0%	9.1%	9.2%
% of FP17s Relating to Free Repair or Replacements	10	1,850	0.5%	0.9%	0.9%	0.7%
% of FP17s Relating to Continuations	26	1,850	1.4%	0.9%	1.0%	0.8%
% of Patients satisfied with the dentistry they have received	7	7	N/A	94.2%	94.4%	93.5%
% of Patients satisfied with the time they had to wait for an appointment	7	7	N/A	85.2%	88.1%	87.4%

* This is based on patients treated on this contract for their most recent course of treatment. Figures in italics indicate the base number of FP17s or Patient Questionnaire responses are less than 100. N/A is shown where the base number of responses is less than 10 during the period. % is calculated as Quantity/Base number*100

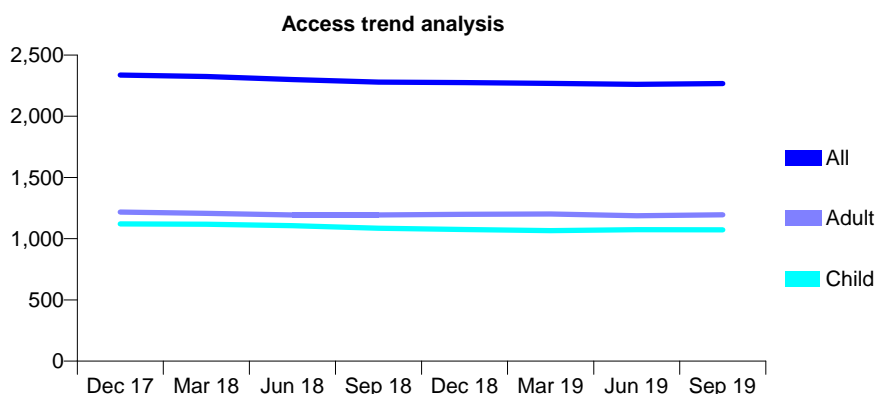
Q47 - Vital Signs At a Glance Contract Report for 208949/0001 - September 2019

Name or company name	Mr R Shimmin
Contract type name	GDS Contract
Purpose of contract	General
Contract start date	01/04/2006
Contract end date	

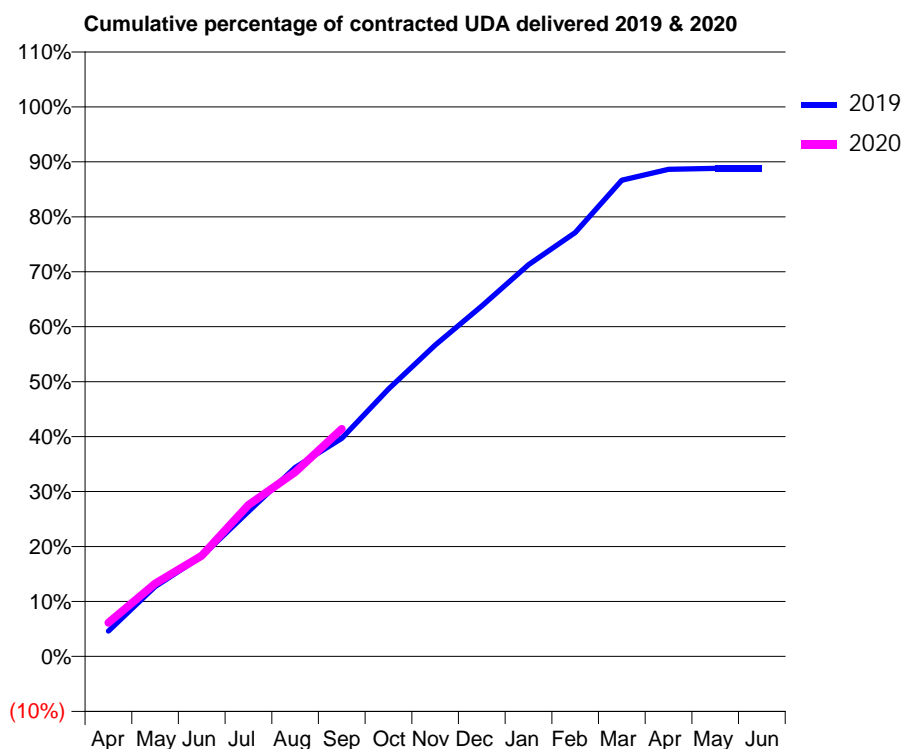
19/20 Contracted general activity (UDA)	6,500
Carry forward general activity (UDA)	0
19/20 Contracted orthodontic activity (UOA)	0
Carry forward orthodontic activity (UOA)	0
Baseline contract value	£144,629.57

ACCESS*

Patients seen in 24 months	Total	Change since previous quarter
Quarter ending September 2018	2,279	
Quarter ending December 2018	2,275	→
Quarter ending March 2019	2,268	→
Quarter ending June 2019	2,261	→
Quarter ending September 2019	2,267	→
Variance since September 2018	(0.5%)	→



ACTIVITY



Month	2019	2020
April	300	398
May	825	863
June	1,184	1,191
July	1,713	1,791
August	2,235	2,181
September	2,580	2,691
October	3,161	
November	3,682	
December	4,144	
January	4,634	
February	5,013	
March	5,633	
April	5,761	
May	5,772	
June	5,772	

QUALITY

	Quantity	Base Number	Contract	AT	Region	England
% of FP17s for the same patient ID Re-attending within 3 months - Children	52	908	5.7%	11.4%	12.1%	11.5%
% of FP17s for the same patient ID Re-attending within 3 months - Adults	104	854	12.2%	14.9%	15.6%	15.4%
% of FP17s for the same patient ID Re-attending between 3 & 9 months - Children	652	908	71.8%	60.1%	61.2%	59.7%
% of FP17s for the same patient ID Re-attending between 3 & 9 months - Adults	595	854	69.7%	52.8%	54.3%	51.7%
% of FP17s for Band 1 Urgent Courses	53	1,661	3.2%	10.0%	9.1%	9.2%
% of FP17s Relating to Free Repair or Replacements	0	1,661	0.0%	0.9%	0.9%	0.7%
% of FP17s Relating to Continuations	1	1,661	0.1%	0.9%	1.0%	0.8%
% of Patients satisfied with the dentistry they have received	1	1	N/A	94.2%	94.4%	93.5%
% of Patients satisfied with the time they had to wait for an appointment	0	1	N/A	85.2%	88.1%	87.4%

* This is based on patients treated on this contract for their most recent course of treatment. Figures in italics indicate the base number of FP17s or Patient Questionnaire responses are less than 100. N/A is shown where the base number of responses is less than 10 during the period. % is calculated as Quantity/Base number*100

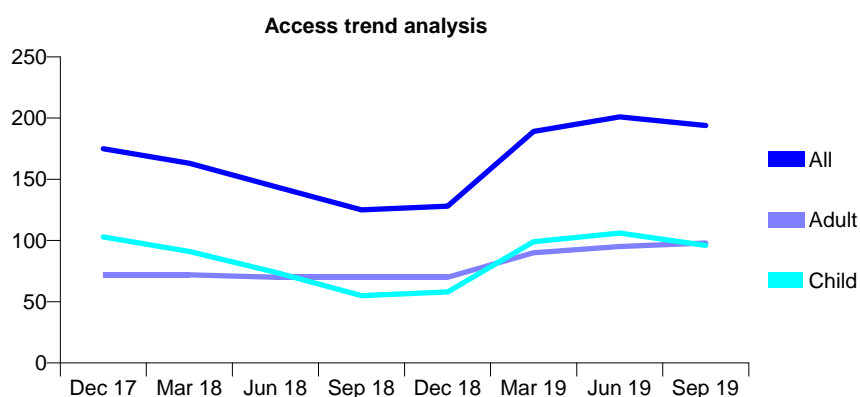
Q47 - Vital Signs At a Glance Contract Report for 215694/0001 - September 2019

Name or company name	MISS SL CARO
Contract type name	GDS Contract
Purpose of contract	General
Contract start date	01/04/2006
Contract end date	

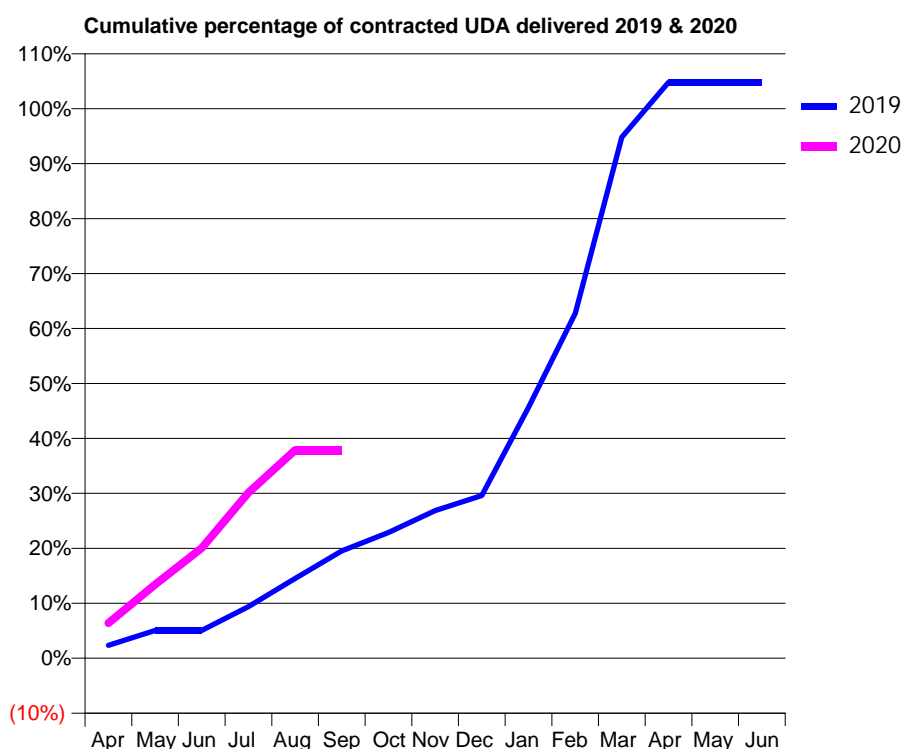
19/20 Contracted general activity (UDA)	300
Carry forward general activity (UDA)	-6
19/20 Contracted orthodontic activity (UOA)	0
Carry forward orthodontic activity (UOA)	0
Baseline contract value	£6,609.58

ACCESS*

Patients seen in 24 months	Total	Change since previous quarter
Quarter ending September 2018	125	
Quarter ending December 2018	128	↑
Quarter ending March 2019	189	↑
Quarter ending June 2019	201	↑
Quarter ending September 2019	194	↓
Variance since September 2018	55.2%	↑



ACTIVITY



Month	2019	2020
April	7	19
May	15	40
June	15	60
July	28	90
August	44	114
September	59	114
October	69	
November	81	
December	89	
January	137	
February	188	
March	284	
April	314	
May	314	
June	314	

QUALITY

	Quantity	Base Number	Contract	AT	Region	England
% of FP17s for the same patient ID Re-attending within 3 months - Children	5	41	12.2%	11.4%	12.1%	11.5%
% of FP17s for the same patient ID Re-attending within 3 months - Adults	0	41	0.0%	14.9%	15.6%	15.4%
% of FP17s for the same patient ID Re-attending between 3 & 9 months - Children	19	41	46.3%	60.1%	61.2%	59.7%
% of FP17s for the same patient ID Re-attending between 3 & 9 months - Adults	12	41	29.3%	52.8%	54.3%	51.7%
% of FP17s for Band 1 Urgent Courses	3	74	4.1%	10.0%	9.1%	9.2%
% of FP17s Relating to Free Repair or Replacements	0	74	0.0%	0.9%	0.9%	0.7%
% of FP17s Relating to Continuations	0	74	0.0%	0.9%	1.0%	0.8%
% of Patients satisfied with the dentistry they have received	1	1	N/A	94.2%	94.4%	93.5%
% of Patients satisfied with the time they had to wait for an appointment	1	1	N/A	85.2%	88.1%	87.4%

* This is based on patients treated on this contract for their most recent course of treatment.

Figures in italics indicate the base number of FP17s or Patient Questionnaire responses are less than 100. N/A is shown where the base number of responses is less than 10 during the period. % is calculated as Quantity/Base number*100

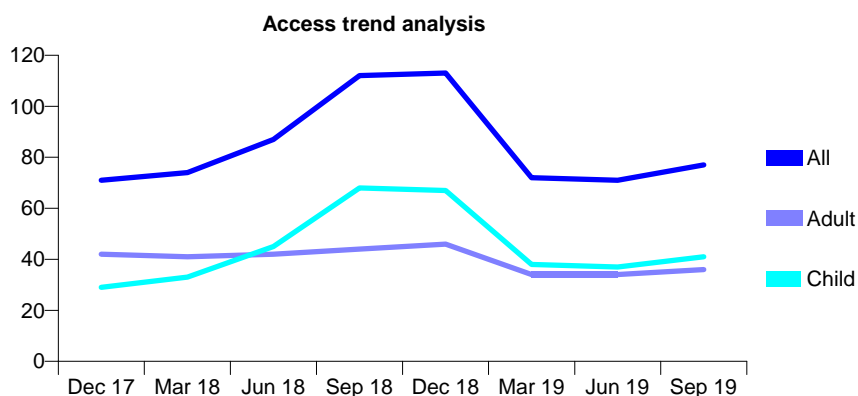
Q47 - Vital Signs At a Glance Contract Report for 215694/0002 - September 2019

Name or company name	MISS SL CARO
Contract type name	GDS Contract
Purpose of contract	General
Contract start date	01/01/2012
Contract end date	

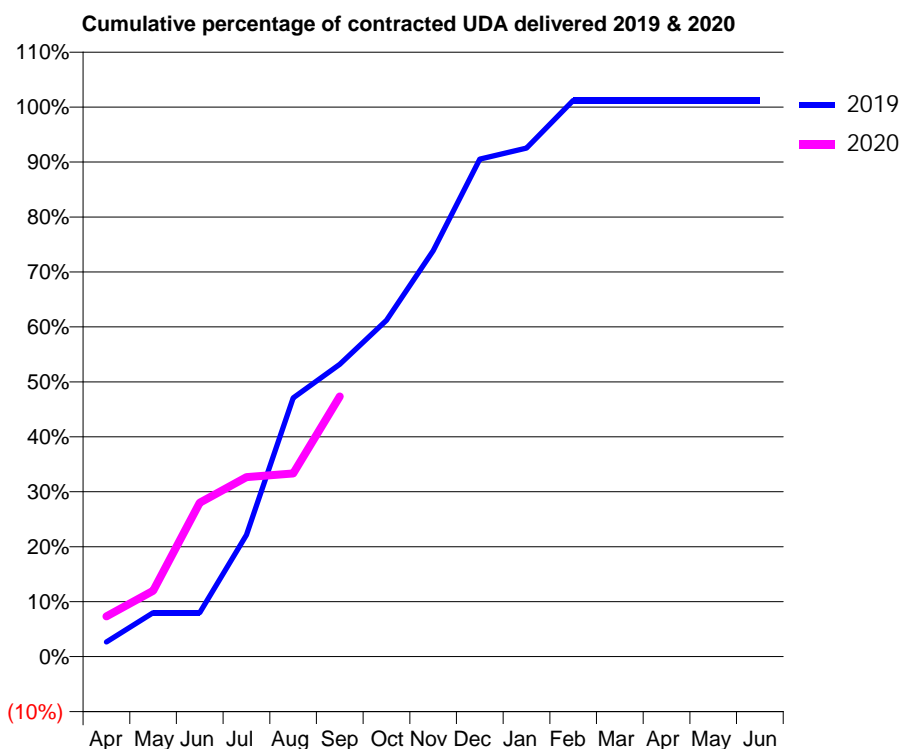
19/20 Contracted general activity (UDA)	150
Carry forward general activity (UDA)	-2
19/20 Contracted orthodontic activity (UOA)	0
Carry forward orthodontic activity (UOA)	0
Baseline contract value	£3,063.90

ACCESS*

Patients seen in 24 months	Total	Change since previous quarter
Quarter ending September 2018	112	
Quarter ending December 2018	113	→
Quarter ending March 2019	72	↓
Quarter ending June 2019	71	↓
Quarter ending September 2019	77	↑
Variance since September 2018	(31.3%)	↓



ACTIVITY



Month	Adjusted Scheduled Activity (UDA)	
	2019	2020
April	4	11
May	12	18
June	12	42
July	33	49
August	71	50
September	80	71
October	92	
November	111	
December	136	
January	139	
February	152	
March	152	
April	152	
May	152	
June	152	

QUALITY

	Quantity	Base Number	Contract	AT	Region	England
% of FP17s for the same patient ID Re-attending within 3 months - Children	0	24	0.0%	11.4%	12.1%	11.5%
% of FP17s for the same patient ID Re-attending within 3 months - Adults	0	18	0.0%	14.9%	15.6%	15.4%
% of FP17s for the same patient ID Re-attending between 3 & 9 months - Children	8	24	33.3%	60.1%	61.2%	59.7%
% of FP17s for the same patient ID Re-attending between 3 & 9 months - Adults	6	18	33.3%	52.8%	54.3%	51.7%
% of FP17s for Band 1 Urgent Courses	0	41	0.0%	10.0%	9.1%	9.2%
% of FP17s Relating to Free Repair or Replacements	0	41	0.0%	0.9%	0.9%	0.7%
% of FP17s Relating to Continuations	0	41	0.0%	0.9%	1.0%	0.8%
% of Patients satisfied with the dentistry they have received	0	0	N/A	94.2%	94.4%	93.5%
% of Patients satisfied with the time they had to wait for an appointment	0	0	N/A	85.2%	88.1%	87.4%

* This is based on patients treated on this contract for their most recent course of treatment. Figures in italics indicate the base number of FP17s or Patient Questionnaire responses are less than 100. N/A is shown where the base number of responses is less than 10 during the period. % is calculated as Quantity/Base number*100

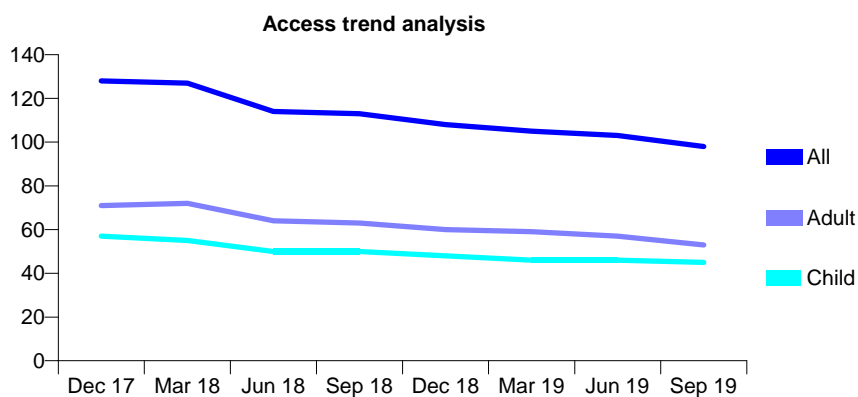
Q47 - Vital Signs At a Glance Contract Report for 221236/0002 - September 2019

Name or company name	MR PG WINSTANLEY
Contract type name	GDS Contract
Purpose of contract	General
Contract start date	01/05/2012
Contract end date	

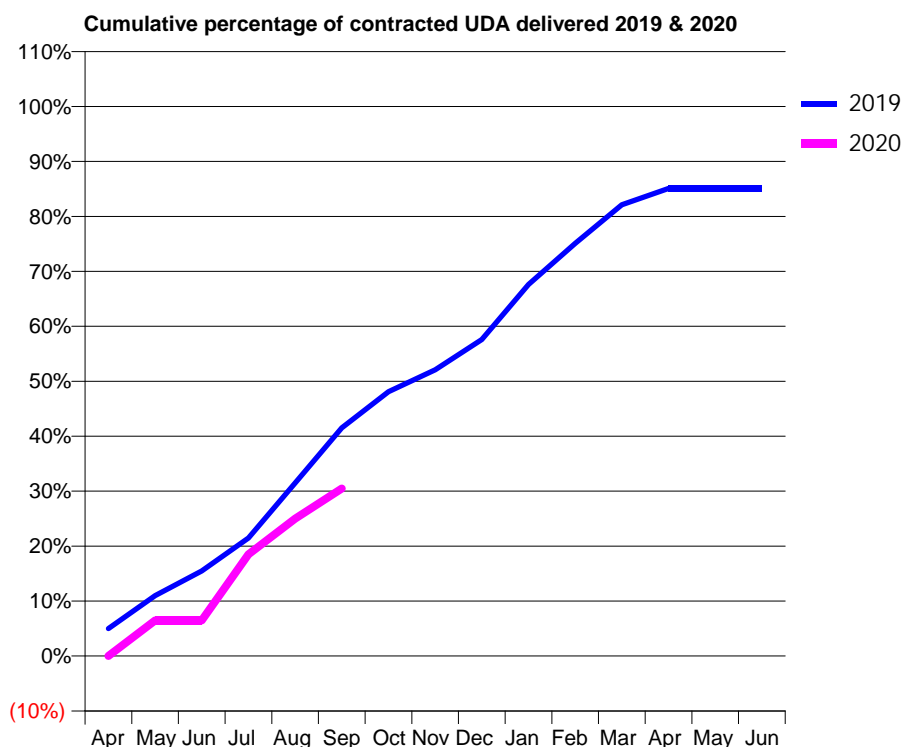
19/20 Contracted general activity (UDA)	200
Carry forward general activity (UDA)	0
19/20 Contracted orthodontic activity (UOA)	0
Carry forward orthodontic activity (UOA)	0
Baseline contract value	£8,706.71

ACCESS*

Patients seen in 24 months	Total	Change since previous quarter
Quarter ending September 2018	113	
Quarter ending December 2018	108	↓
Quarter ending March 2019	105	↓
Quarter ending June 2019	103	↓
Quarter ending September 2019	98	↓
Variance since September 2018	(13.3%)	↓



ACTIVITY



Month	Adjusted Scheduled Activity (UDA)	
	2019	2020
April	10	0
May	22	13
June	31	13
July	43	37
August	63	50
September	83	61
October	96	
November	104	
December	115	
January	135	
February	150	
March	164	
April	170	
May	170	
June	170	

QUALITY

	Quantity	Base Number	Contract	AT	Region	England
% of FP17s for the same patient ID Re-attending within 3 months - Children	0	35	0.0%	11.4%	12.1%	11.5%
% of FP17s for the same patient ID Re-attending within 3 months - Adults	2	30	6.7%	14.9%	15.6%	15.4%
% of FP17s for the same patient ID Re-attending between 3 & 9 months - Children	24	35	68.6%	60.1%	61.2%	59.7%
% of FP17s for the same patient ID Re-attending between 3 & 9 months - Adults	24	30	80.0%	52.8%	54.3%	51.7%
% of FP17s for Band 1 Urgent Courses	0	59	0.0%	10.0%	9.1%	9.2%
% of FP17s Relating to Free Repair or Replacements	0	59	0.0%	0.9%	0.9%	0.7%
% of FP17s Relating to Continuations	0	59	0.0%	0.9%	1.0%	0.8%
% of Patients satisfied with the dentistry they have received	0	0	N/A	94.2%	94.4%	93.5%
% of Patients satisfied with the time they had to wait for an appointment	0	0	N/A	85.2%	88.1%	87.4%

* This is based on patients treated on this contract for their most recent course of treatment. Figures in italics indicate the base number of FP17s or Patient Questionnaire responses are less than 100. N/A is shown where the base number of responses is less than 10 during the period. % is calculated as Quantity/Base number*100

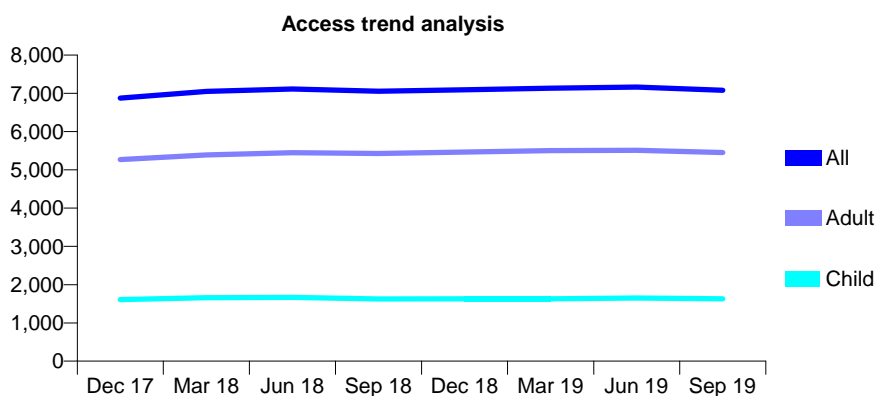
Q47 - Vital Signs At a Glance Contract Report for 222003/0001 - September 2019

Name or company name	Louise Southworth and Ritu Dhariwal
Contract type name	GDS Contract
Purpose of contract	General
Contract start date	01/04/2006
Contract end date	

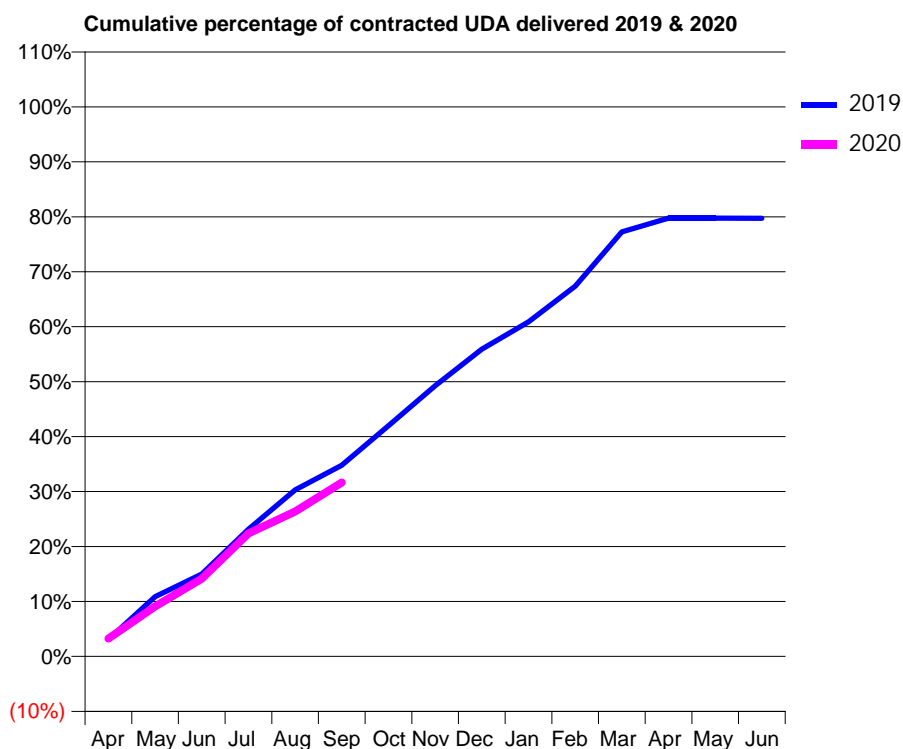
19/20 Contracted general activity (UDA)	24,250
Carry forward general activity (UDA)	0
19/20 Contracted orthodontic activity (UOA)	0
Carry forward orthodontic activity (UOA)	0
Baseline contract value	£608,368.28

ACCESS*

Patients seen in 24 months	Total	Change since previous quarter
Quarter ending September 2018	7,054	
Quarter ending December 2018	7,093	→
Quarter ending March 2019	7,133	→
Quarter ending June 2019	7,166	→
Quarter ending September 2019	7,083	↓
Variance since September 2018	0.4%	→



ACTIVITY



Month	2019	2020
April	758	790
May	2,640	2,211
June	3,631	3,430
July	5,610	5,430
August	7,346	6,394
September	8,435	7,669
October	10,178	
November	11,948	
December	13,553	
January	14,764	
February	16,338	
March	18,737	
April	19,340	
May	19,340	
June	19,337	

QUALITY

	Quantity	Base Number	Contract	AT	Region	England
% of FP17s for the same patient ID Re-attending within 3 months - Children	109	1,443	7.6%	11.4%	12.1%	11.5%
% of FP17s for the same patient ID Re-attending within 3 months - Adults	518	3,458	15.0%	14.9%	15.6%	15.4%
% of FP17s for the same patient ID Re-attending between 3 & 9 months - Children	944	1,443	65.4%	60.1%	61.2%	59.7%
% of FP17s for the same patient ID Re-attending between 3 & 9 months - Adults	1,901	3,458	55.0%	52.8%	54.3%	51.7%
% of FP17s for Band 1 Urgent Courses	422	4,605	9.2%	10.0%	9.1%	9.2%
% of FP17s Relating to Free Repair or Replacements	38	4,605	0.8%	0.9%	0.9%	0.7%
% of FP17s Relating to Continuations	60	4,605	1.3%	0.9%	1.0%	0.8%
% of Patients satisfied with the dentistry they have received	7	7	N/A	94.2%	94.4%	93.5%
% of Patients satisfied with the time they had to wait for an appointment	6	7	N/A	85.2%	88.1%	87.4%

* This is based on patients treated on this contract for their most recent course of treatment. Figures in italics indicate the base number of FP17s or Patient Questionnaire responses are less than 100. N/A is shown where the base number of responses is less than 10 during the period. % is calculated as Quantity/Base number*100

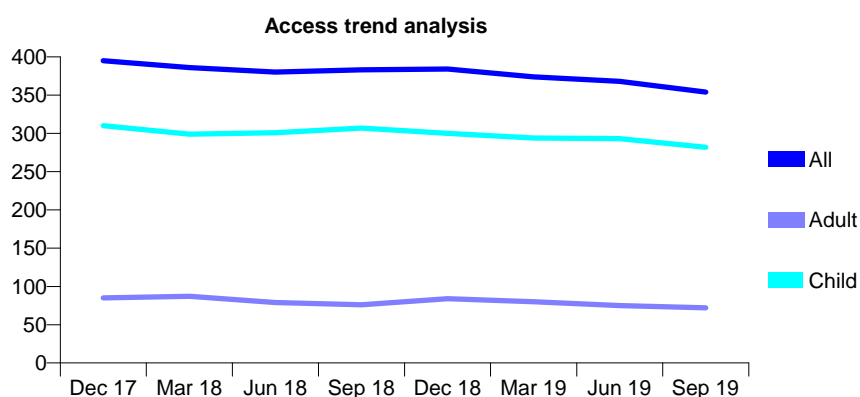
Q47 - Vital Signs At a Glance Contract Report for 229555/0001 - September 2019

Name or company name	MR D ALLEN
Contract type name	GDS Contract
Purpose of contract	General
Contract start date	01/04/2006
Contract end date	

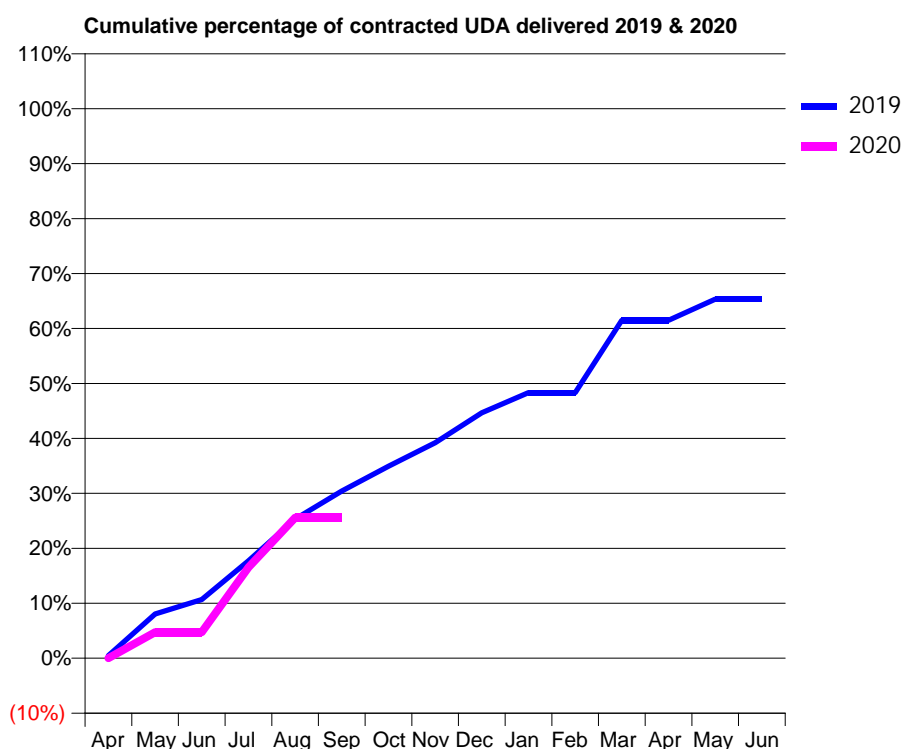
19/20 Contracted general activity (UDA)	1,200
Carry forward general activity (UDA)	0
19/20 Contracted orthodontic activity (UOA)	0
Carry forward orthodontic activity (UOA)	0
Baseline contract value	£27,374.42

ACCESS*

Patients seen in 24 months	Total	Change since previous quarter
Quarter ending September 2018	383	
Quarter ending December 2018	384	→
Quarter ending March 2019	374	↓
Quarter ending June 2019	368	↓
Quarter ending September 2019	354	↓
Variance since September 2018	(7.6%)	↓



ACTIVITY



Month	2019	2020
April	6	0
May	96	57
June	128	57
July	213	199
August	304	307
September	365	307
October	419	
November	471	
December	536	
January	580	
February	580	
March	738	
April	738	
May	784	
June	784	

QUALITY

	Quantity	Base Number	Contract	AT	Region	England
% of FP17s for the same patient ID Re-attending within 3 months - Children	14	200	7.0%	11.4%	12.1%	11.5%
% of FP17s for the same patient ID Re-attending within 3 months - Adults	3	22	13.6%	14.9%	15.6%	15.4%
% of FP17s for the same patient ID Re-attending between 3 & 9 months - Children	141	200	70.5%	60.1%	61.2%	59.7%
% of FP17s for the same patient ID Re-attending between 3 & 9 months - Adults	15	22	68.2%	52.8%	54.3%	51.7%
% of FP17s for Band 1 Urgent Courses	11	195	5.6%	10.0%	9.1%	9.2%
% of FP17s Relating to Free Repair or Replacements	0	195	0.0%	0.9%	0.9%	0.7%
% of FP17s Relating to Continuations	0	195	0.0%	0.9%	1.0%	0.8%
% of Patients satisfied with the dentistry they have received	0	0	N/A	94.2%	94.4%	93.5%
% of Patients satisfied with the time they had to wait for an appointment	0	0	N/A	85.2%	88.1%	87.4%

* This is based on patients treated on this contract for their most recent course of treatment.

Figures in italics indicate the base number of FP17s or Patient Questionnaire responses are less than 100. N/A is shown where the base number of responses is less than 10 during the period. % is calculated as Quantity/Base number*100

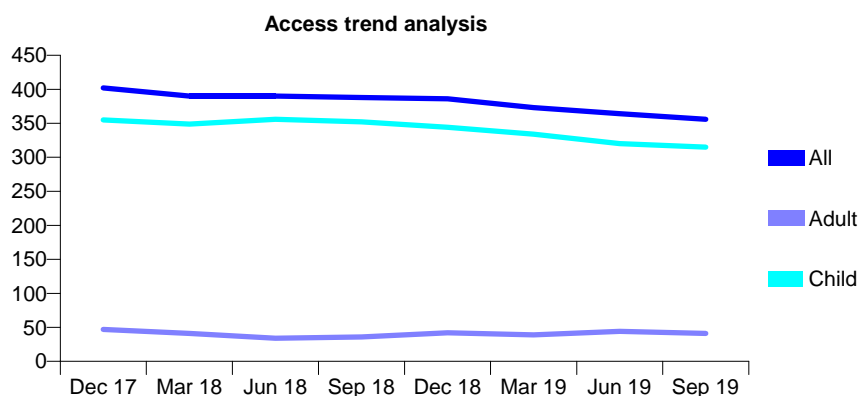
Q47 - Vital Signs At a Glance Contract Report for 230766/0001 - September 2019

Name or company name	MR CJ BROADBENT
Contract type name	GDS Contract
Purpose of contract	General
Contract start date	01/04/2006
Contract end date	

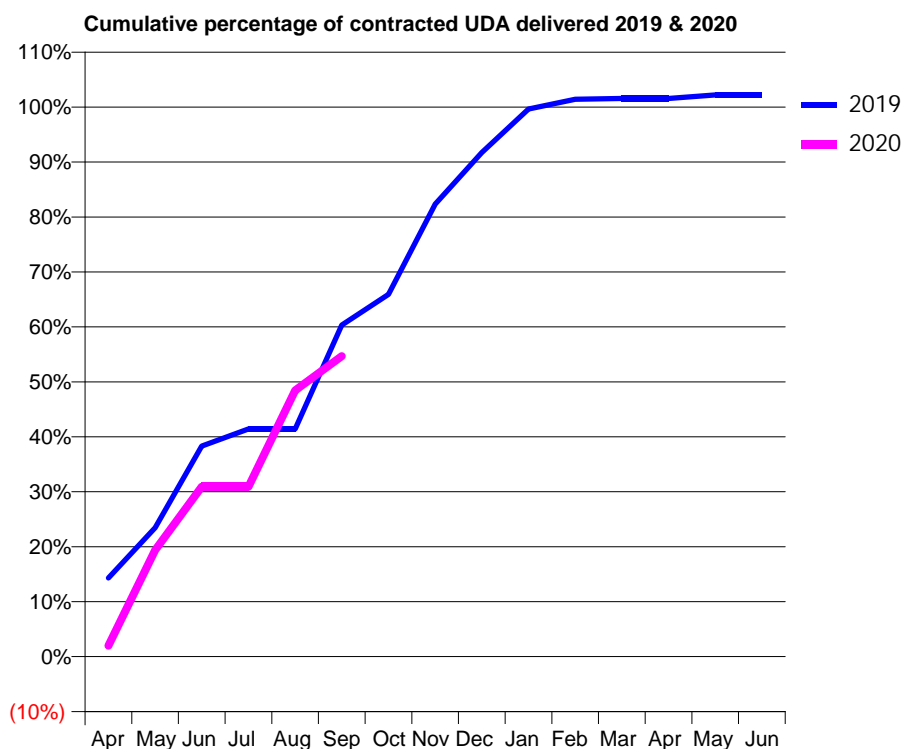
19/20 Contracted general activity (UDA)	800
Carry forward general activity (UDA)	-16
19/20 Contracted orthodontic activity (UOA)	0
Carry forward orthodontic activity (UOA)	0
Baseline contract value	£16,210.49

ACCESS*

Patients seen in 24 months	Total	Change since previous quarter
Quarter ending September 2018	388	
Quarter ending December 2018	386	→
Quarter ending March 2019	373	↓
Quarter ending June 2019	364	↓
Quarter ending September 2019	356	↓
Variance since September 2018	(8.2%)	↓



ACTIVITY



Month	Adjusted Scheduled Activity (UDA)	
	2019	2020
April	114	16
May	188	155
June	306	247
July	331	247
August	331	388
September	483	437
October	527	
November	659	
December	734	
January	797	
February	811	
March	813	
April	813	
May	818	
June	818	

QUALITY

	Quantity	Base Number	Contract	AT	Region	England
% of FP17s for the same patient ID Re-attending within 3 months - Children	32	317	10.1%	11.4%	12.1%	11.5%
% of FP17s for the same patient ID Re-attending within 3 months - Adults	0	1	0.0%	14.9%	15.6%	15.4%
% of FP17s for the same patient ID Re-attending between 3 & 9 months - Children	208	317	65.6%	60.1%	61.2%	59.7%
% of FP17s for the same patient ID Re-attending between 3 & 9 months - Adults	1	1	100.0%	52.8%	54.3%	51.7%
% of FP17s for Band 1 Urgent Courses	17	311	5.5%	10.0%	9.1%	9.2%
% of FP17s Relating to Free Repair or Replacements	0	311	0.0%	0.9%	0.9%	0.7%
% of FP17s Relating to Continuations	0	311	0.0%	0.9%	1.0%	0.8%
% of Patients satisfied with the dentistry they have received	1	1	N/A	94.2%	94.4%	93.5%
% of Patients satisfied with the time they had to wait for an appointment	0	1	N/A	85.2%	88.1%	87.4%

* This is based on patients treated on this contract for their most recent course of treatment. Figures in italics indicate the base number of FP17s or Patient Questionnaire responses are less than 100. N/A is shown where the base number of responses is less than 10 during the period. % is calculated as Quantity/Base number*100

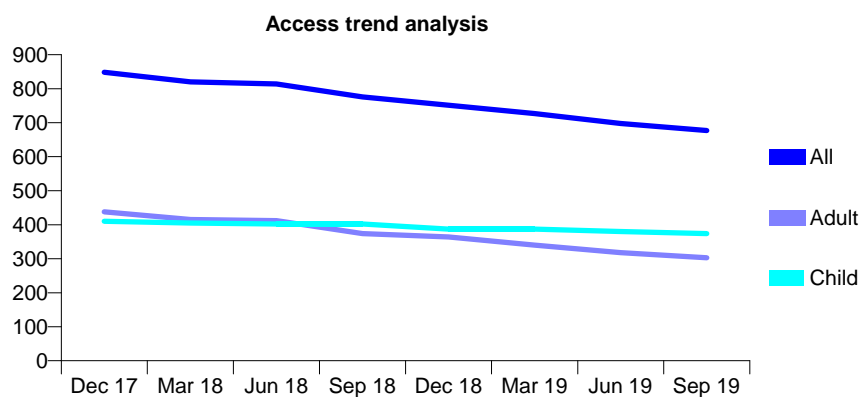
Q47 - Vital Signs At a Glance Contract Report for 235474/0001 - September 2019

Name or company name	MR MS COLLINSON
Contract type name	GDS Contract
Purpose of contract	General
Contract start date	01/04/2006
Contract end date	

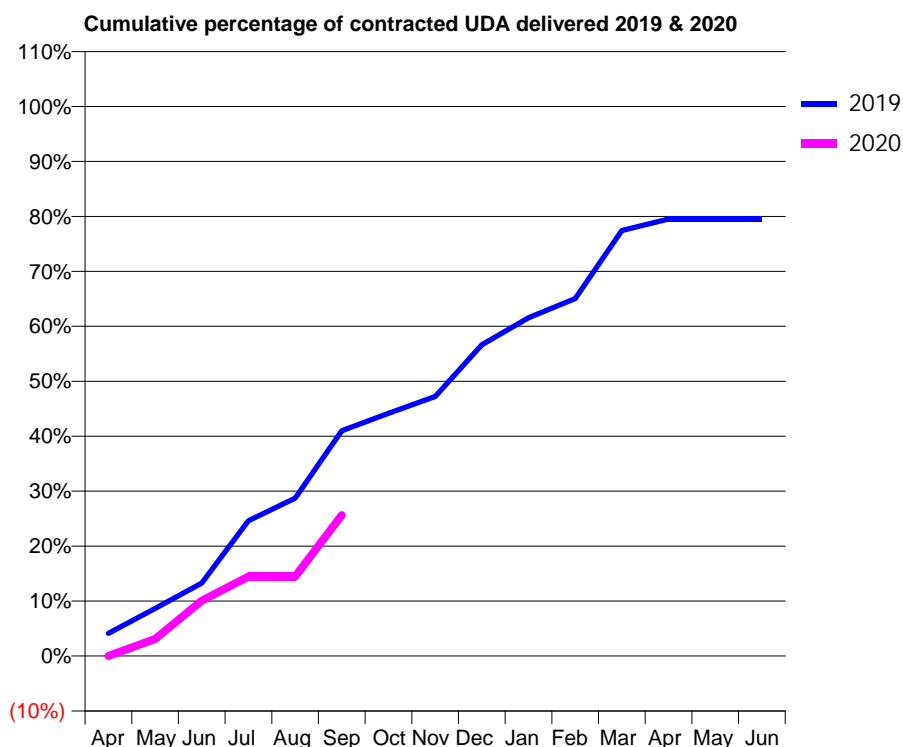
19/20 Contracted general activity (UDA)	1,770
Carry forward general activity (UDA)	0
19/20 Contracted orthodontic activity (UOA)	0
Carry forward orthodontic activity (UOA)	0
Baseline contract value	£40,758.40

ACCESS*

Patients seen in 24 months	Total	Change since previous quarter
Quarter ending September 2018	776	
Quarter ending December 2018	751	↓
Quarter ending March 2019	727	↓
Quarter ending June 2019	698	↓
Quarter ending September 2019	677	↓
Variance since September 2018	(12.8%)	↓



ACTIVITY



Month	Adjusted Scheduled Activity (UDA)	
	2019	2020
April	73	0
May	153	55
June	235	178
July	436	256
August	509	256
September	726	454
October	782	
November	836	
December	1,002	
January	1,089	
February	1,151	
March	1,370	
April	1,407	
May	1,407	
June	1,407	

QUALITY

	Quantity	Base Number	Contract	AT	Region	England
% of FP17s for the same patient ID Re-attending within 3 months - Children	13	262	5.0%	11.4%	12.1%	11.5%
% of FP17s for the same patient ID Re-attending within 3 months - Adults	10	104	9.6%	14.9%	15.6%	15.4%
% of FP17s for the same patient ID Re-attending between 3 & 9 months - Children	184	262	70.2%	60.1%	61.2%	59.7%
% of FP17s for the same patient ID Re-attending between 3 & 9 months - Adults	70	104	67.3%	52.8%	54.3%	51.7%
% of FP17s for Band 1 Urgent Courses	6	337	1.8%	10.0%	9.1%	9.2%
% of FP17s Relating to Free Repair or Replacements	0	337	0.0%	0.9%	0.9%	0.7%
% of FP17s Relating to Continuations	4	337	1.2%	0.9%	1.0%	0.8%
% of Patients satisfied with the dentistry they have received	0	0	N/A	94.2%	94.4%	93.5%
% of Patients satisfied with the time they had to wait for an appointment	0	0	N/A	85.2%	88.1%	87.4%

* This is based on patients treated on this contract for their most recent course of treatment. Figures in italics indicate the base number of FP17s or Patient Questionnaire responses are less than 100. N/A is shown where the base number of responses is less than 10 during the period. % is calculated as Quantity/Base number*100

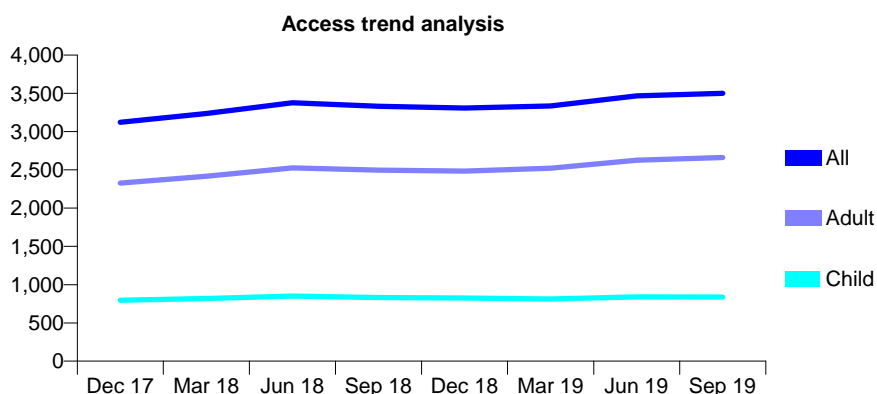
Q47 - Vital Signs At a Glance Contract Report for 235903/0001 - September 2019

Name or company name	MR J IKRAM
Contract type name	GDS Contract
Purpose of contract	General
Contract start date	02/11/2012
Contract end date	

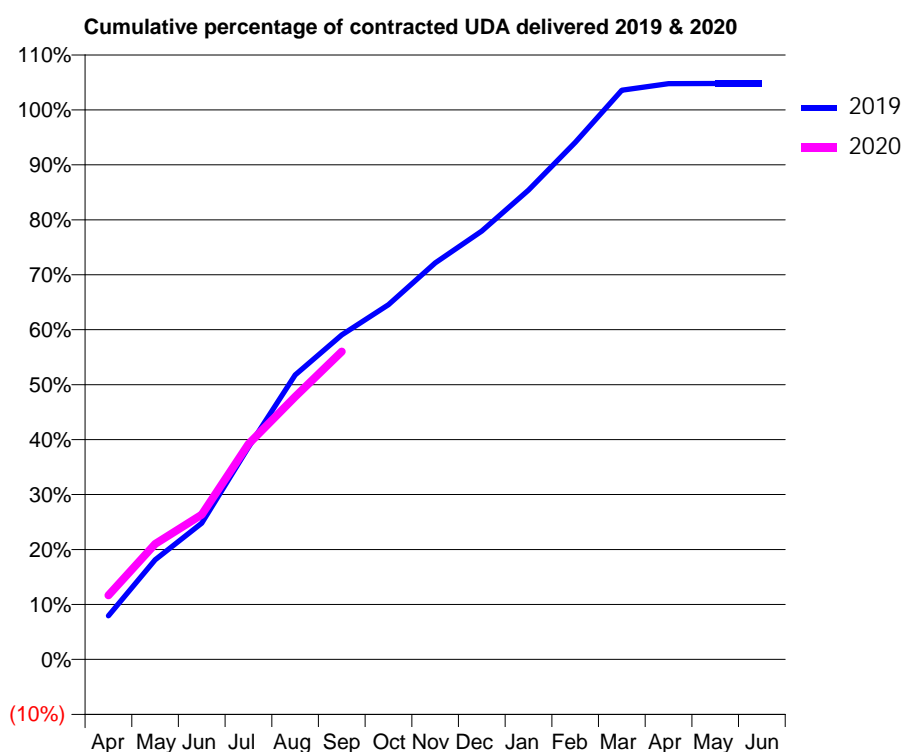
19/20 Contracted general activity (UDA)	11,181
Carry forward general activity (UDA)	-224
19/20 Contracted orthodontic activity (UOA)	0
Carry forward orthodontic activity (UOA)	0
Baseline contract value	£261,127.14

ACCESS*

Patients seen in 24 months	Total	Change since previous quarter
Quarter ending September 2018	3,329	
Quarter ending December 2018	3,308	→
Quarter ending March 2019	3,335	→
Quarter ending June 2019	3,465	↑
Quarter ending September 2019	3,500	→
Variance since September 2018	5.1%	↑



ACTIVITY



Adjusted Scheduled Activity (UDA)		
Month	2019	2020
April	888	1,305
May	2,028	2,351
June	2,770	2,945
July	4,315	4,381
August	5,789	5,344
September	6,602	6,264
October	7,218	
November	8,067	
December	8,712	
January	9,549	
February	10,517	
March	11,580	
April	11,715	
May	11,716	
June	11,717	

QUALITY

	Quantity	Base Number	Contract	AT	Region	England
% of FP17s for the same patient ID Re-attending within 3 months - Children	37	636	5.8%	11.4%	12.1%	11.5%
% of FP17s for the same patient ID Re-attending within 3 months - Adults	231	1,999	11.6%	14.9%	15.6%	15.4%
% of FP17s for the same patient ID Re-attending between 3 & 9 months - Children	394	636	61.9%	60.1%	61.2%	59.7%
% of FP17s for the same patient ID Re-attending between 3 & 9 months - Adults	1,212	1,999	60.6%	52.8%	54.3%	51.7%
% of FP17s for Band 1 Urgent Courses	158	2,543	6.2%	10.0%	9.1%	9.2%
% of FP17s Relating to Free Repair or Replacements	25	2,543	1.0%	0.9%	0.9%	0.7%
% of FP17s Relating to Continuations	4	2,543	0.2%	0.9%	1.0%	0.8%
% of Patients satisfied with the dentistry they have received	1	1	N/A	94.2%	94.4%	93.5%
% of Patients satisfied with the time they had to wait for an appointment	1	1	N/A	85.2%	88.1%	87.4%

* This is based on patients treated on this contract for their most recent course of treatment. Figures in italics indicate the base number of FP17s or Patient Questionnaire responses are less than 100. N/A is shown where the base number of responses is less than 10 during the period. % is calculated as Quantity/Base number*100

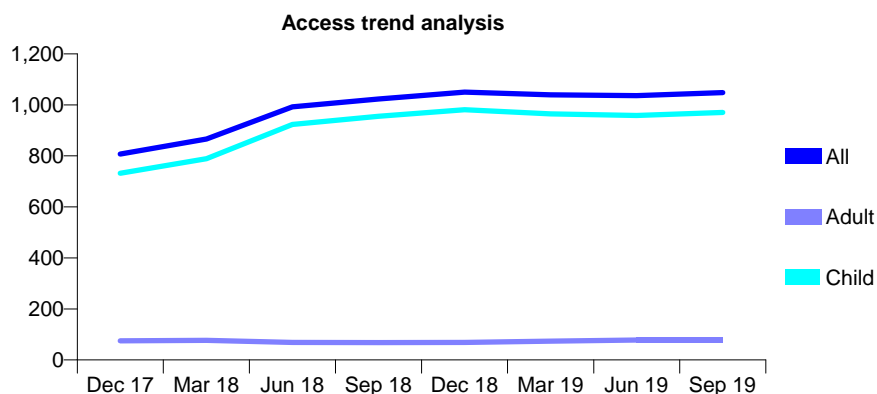
Q47 - Vital Signs At a Glance Contract Report for 245305/0001 - September 2019

Name or company name	MR DJ PATTISON
Contract type name	GDS Contract
Purpose of contract	General
Contract start date	01/04/2006
Contract end date	

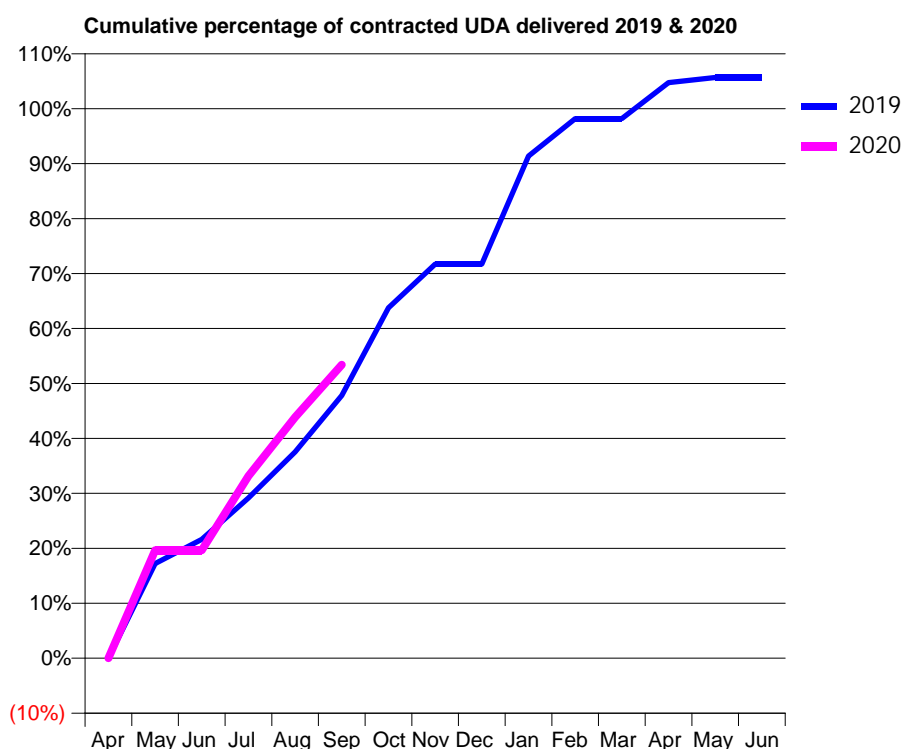
19/20 Contracted general activity (UDA)	1,800
Carry forward general activity (UDA)	0
19/20 Contracted orthodontic activity (UOA)	0
Carry forward orthodontic activity (UOA)	0
Baseline contract value	£44,749.26

ACCESS*

Patients seen in 24 months	Total	Change since previous quarter
Quarter ending September 2018	1,023	
Quarter ending December 2018	1,050	↑
Quarter ending March 2019	1,039	↓
Quarter ending June 2019	1,036	→
Quarter ending September 2019	1,048	→
Variance since September 2018	2.4%	↑



ACTIVITY



Adjusted Scheduled Activity (UDA)		
Month	2019	2020
April	0	0
May	310	353
June	389	353
July	525	597
August	676	790
September	861	961
October	1,148	
November	1,291	
December	1,291	
January	1,645	
February	1,767	
March	1,767	
April	1,885	
May	1,902	
June	1,902	

QUALITY

	Quantity	Base Number	Contract	AT	Region	England
% of FP17s for the same patient ID Re-attending within 3 months - Children	60	912	6.6%	11.4%	12.1%	11.5%
% of FP17s for the same patient ID Re-attending within 3 months - Adults	0	1	0.0%	14.9%	15.6%	15.4%
% of FP17s for the same patient ID Re-attending between 3 & 9 months - Children	676	912	74.1%	60.1%	61.2%	59.7%
% of FP17s for the same patient ID Re-attending between 3 & 9 months - Adults	1	1	100.0%	52.8%	54.3%	51.7%
% of FP17s for Band 1 Urgent Courses	16	780	2.1%	10.0%	9.1%	9.2%
% of FP17s Relating to Free Repair or Replacements	0	780	0.0%	0.9%	0.9%	0.7%
% of FP17s Relating to Continuations	0	780	0.0%	0.9%	1.0%	0.8%
% of Patients satisfied with the dentistry they have received	0	0	N/A	94.2%	94.4%	93.5%
% of Patients satisfied with the time they had to wait for an appointment	0	0	N/A	85.2%	88.1%	87.4%

* This is based on patients treated on this contract for their most recent course of treatment.

Figures in italics indicate the base number of FP17s or Patient Questionnaire responses are less than 100. N/A is shown where the base number of responses is less than 10 during the period. % is calculated as Quantity/Base number*100

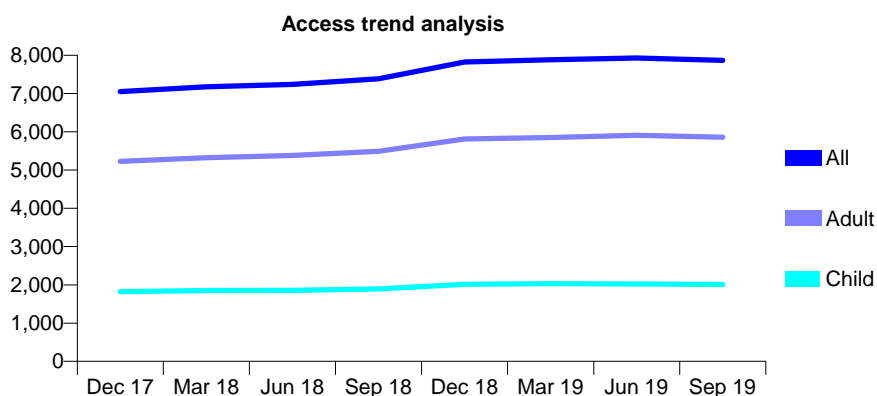
Q47 - Vital Signs At a Glance Contract Report for 258733/0001 - September 2019

Name or company name	MR A GHAFLOOR
Contract type name	GDS Contract
Purpose of contract	General
Contract start date	01/04/2006
Contract end date	

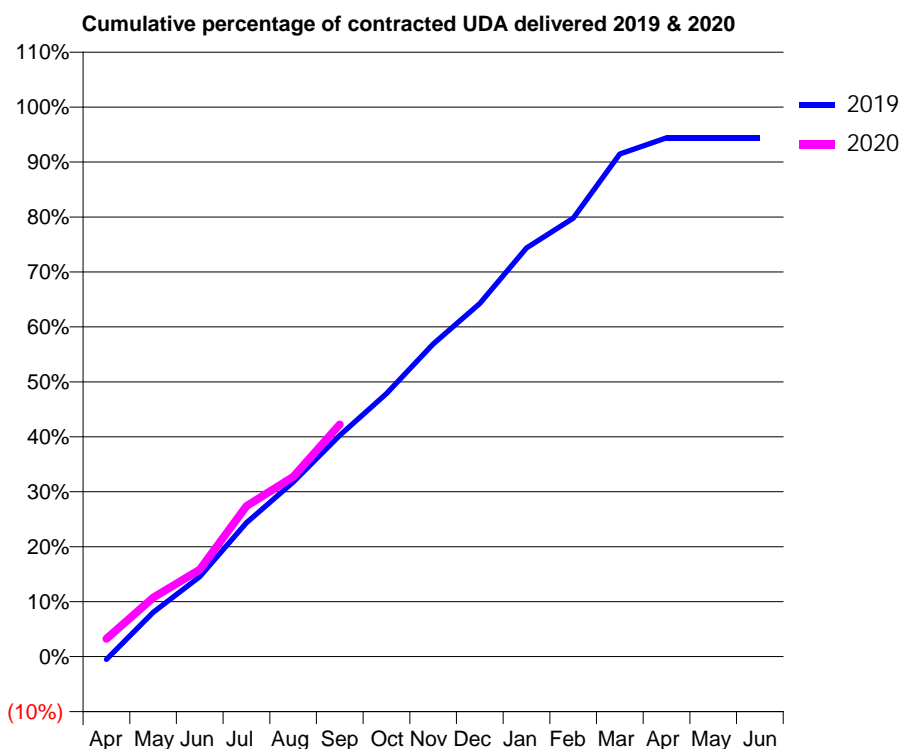
19/20 Contracted general activity (UDA)	19,515
Carry forward general activity (UDA)	0
19/20 Contracted orthodontic activity (UOA)	0
Carry forward orthodontic activity (UOA)	0
Baseline contract value	£619,484.09

ACCESS*

Patients seen in 24 months	Total	Change since previous quarter
Quarter ending September 2018	7,386	
Quarter ending December 2018	7,825	↑
Quarter ending March 2019	7,882	→
Quarter ending June 2019	7,929	→
Quarter ending September 2019	7,866	→
Variance since September 2018	6.5%	↑



ACTIVITY



Month	Adjusted Scheduled Activity (UDA)	
	2019	2020
April	-103	631
May	1,575	2,097
June	2,841	3,088
July	4,758	5,343
August	6,198	6,386
September	7,861	8,242
October	9,339	
November	11,103	
December	12,540	
January	14,512	
February	15,568	
March	17,848	
April	18,426	
May	18,425	
June	18,422	

QUALITY

	Quantity	Base Number	Contract	AT	Region	England
% of FP17s for the same patient ID Re-attending within 3 months - Children	127	1,740	7.3%	11.4%	12.1%	11.5%
% of FP17s for the same patient ID Re-attending within 3 months - Adults	369	4,024	9.2%	14.9%	15.6%	15.4%
% of FP17s for the same patient ID Re-attending between 3 & 9 months - Children	1,295	1,740	74.4%	60.1%	61.2%	59.7%
% of FP17s for the same patient ID Re-attending between 3 & 9 months - Adults	2,728	4,024	67.8%	52.8%	54.3%	51.7%
% of FP17s for Band 1 Urgent Courses	150	5,049	3.0%	10.0%	9.1%	9.2%
% of FP17s Relating to Free Repair or Replacements	14	5,049	0.3%	0.9%	0.9%	0.7%
% of FP17s Relating to Continuations	43	5,049	0.9%	0.9%	1.0%	0.8%
% of Patients satisfied with the dentistry they have received	3	3	N/A	94.2%	94.4%	93.5%
% of Patients satisfied with the time they had to wait for an appointment	3	3	N/A	85.2%	88.1%	87.4%

* This is based on patients treated on this contract for their most recent course of treatment. Figures in italics indicate the base number of FP17s or Patient Questionnaire responses are less than 100. N/A is shown where the base number of responses is less than 10 during the period. % is calculated as Quantity/Base number*100

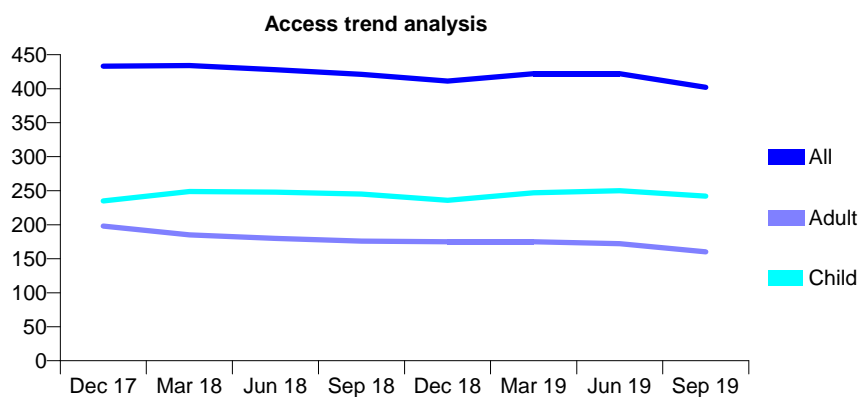
Q47 - Vital Signs At a Glance Contract Report for 293172/0002 - September 2019

Name or company name	MR DE BOWLES
Contract type name	GDS Contract
Purpose of contract	General
Contract start date	01/04/2006
Contract end date	

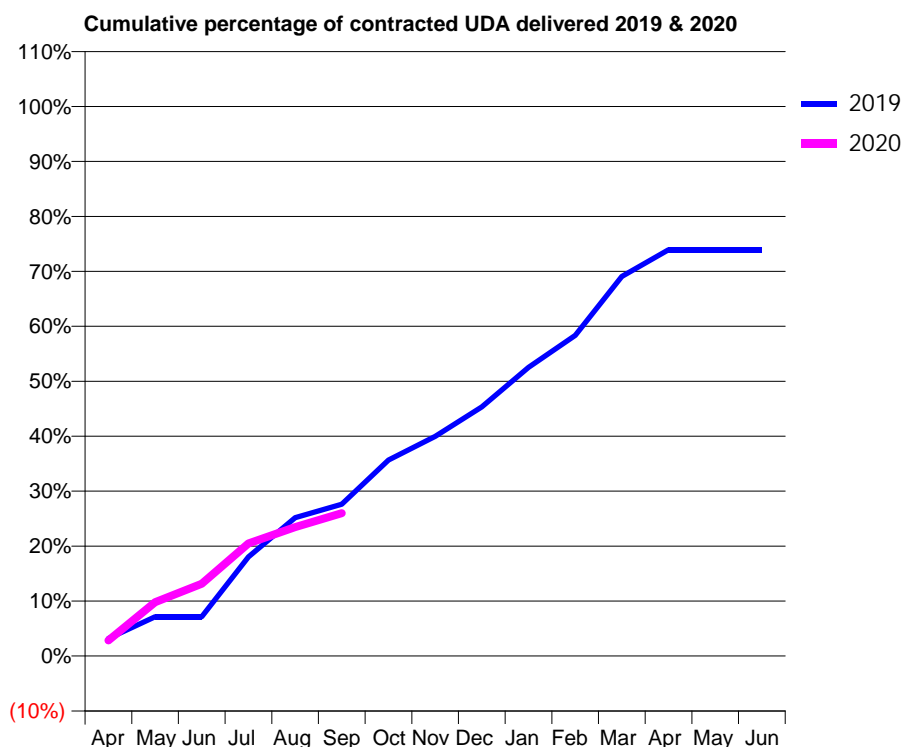
19/20 Contracted general activity (UDA)	1,830
Carry forward general activity (UDA)	0
19/20 Contracted orthodontic activity (UOA)	0
Carry forward orthodontic activity (UOA)	0
Baseline contract value	£37,150.16

ACCESS*

Patients seen in 24 months	Total	Change since previous quarter
Quarter ending September 2018	421	
Quarter ending December 2018	411	↓
Quarter ending March 2019	422	↑
Quarter ending June 2019	422	→
Quarter ending September 2019	402	↓
Variance since September 2018	(4.5%)	↓



ACTIVITY



Month	Adjusted Scheduled Activity (UDA)	
	2019	2020
April	58	52
May	131	180
June	131	241
July	330	375
August	461	429
September	506	476
October	653	
November	732	
December	830	
January	961	
February	1,068	
March	1,264	
April	1,353	
May	1,353	
June	1,353	

QUALITY

	Quantity	Base Number	Contract	AT	Region	England
% of FP17s for the same patient ID Re-attending within 3 months - Children	25	183	13.7%	11.4%	12.1%	11.5%
% of FP17s for the same patient ID Re-attending within 3 months - Adults	31	131	23.7%	14.9%	15.6%	15.4%
% of FP17s for the same patient ID Re-attending between 3 & 9 months - Children	125	183	68.3%	60.1%	61.2%	59.7%
% of FP17s for the same patient ID Re-attending between 3 & 9 months - Adults	79	131	60.3%	52.8%	54.3%	51.7%
% of FP17s for Band 1 Urgent Courses	14	269	5.2%	10.0%	9.1%	9.2%
% of FP17s Relating to Free Repair or Replacements	2	269	0.7%	0.9%	0.9%	0.7%
% of FP17s Relating to Continuations	9	269	3.3%	0.9%	1.0%	0.8%
% of Patients satisfied with the dentistry they have received	0	0	N/A	94.2%	94.4%	93.5%
% of Patients satisfied with the time they had to wait for an appointment	0	0	N/A	85.2%	88.1%	87.4%

* This is based on patients treated on this contract for their most recent course of treatment. Figures in italics indicate the base number of FP17s or Patient Questionnaire responses are less than 100. N/A is shown where the base number of responses is less than 10 during the period. % is calculated as Quantity/Base number*100

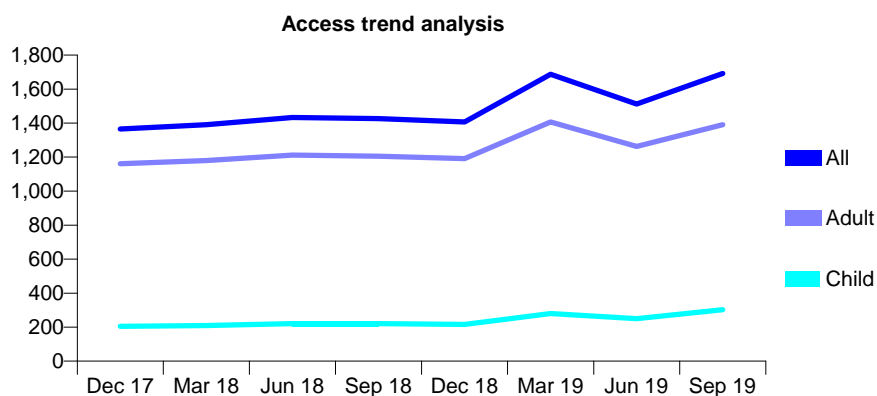
Q47 - Vital Signs At a Glance Contract Report for 310395/0001 - September 2019

Name or company name	Mr J Ikram
Contract type name	GDS Contract
Purpose of contract	General
Contract start date	01/04/2006
Contract end date	

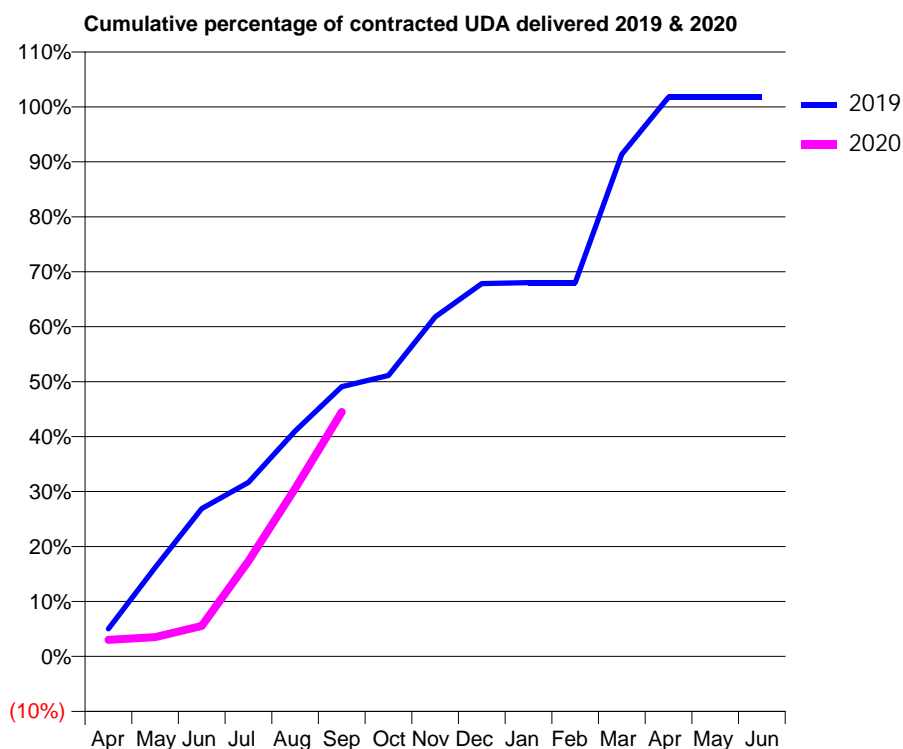
19/20 Contracted general activity (UDA)	4,491
Carry forward general activity (UDA)	0
19/20 Contracted orthodontic activity (UOA)	0
Carry forward orthodontic activity (UOA)	0
Baseline contract value	£109,987.30

ACCESS*

Patients seen in 24 months	Total	Change since previous quarter
Quarter ending September 2018	1,426	
Quarter ending December 2018	1,407	↓
Quarter ending March 2019	1,687	↑
Quarter ending June 2019	1,512	↓
Quarter ending September 2019	1,692	↑
Variance since September 2018	18.7%	↑



ACTIVITY



Month	2019	2020
April	226	136
May	726	158
June	1,208	249
July	1,423	778
August	1,842	1,373
September	2,204	1,999
October	2,296	
November	2,774	
December	3,046	
January	3,054	
February	3,054	
March	4,104	
April	4,570	
May	4,570	
June	4,570	

QUALITY

	Quantity	Base Number	Contract	AT	Region	England
% of FP17s for the same patient ID Re-attending within 3 months - Children	5	193	2.6%	11.4%	12.1%	11.5%
% of FP17s for the same patient ID Re-attending within 3 months - Adults	51	826	6.2%	14.9%	15.6%	15.4%
% of FP17s for the same patient ID Re-attending between 3 & 9 months - Children	40	193	20.7%	60.1%	61.2%	59.7%
% of FP17s for the same patient ID Re-attending between 3 & 9 months - Adults	170	826	20.6%	52.8%	54.3%	51.7%
% of FP17s for Band 1 Urgent Courses	78	840	9.3%	10.0%	9.1%	9.2%
% of FP17s Relating to Free Repair or Replacements	2	840	0.2%	0.9%	0.9%	0.7%
% of FP17s Relating to Continuations	2	840	0.2%	0.9%	1.0%	0.8%
% of Patients satisfied with the dentistry they have received	1	1	N/A	94.2%	94.4%	93.5%
% of Patients satisfied with the time they had to wait for an appointment	1	1	N/A	85.2%	88.1%	87.4%

* This is based on patients treated on this contract for their most recent course of treatment. Figures in italics indicate the base number of FP17s or Patient Questionnaire responses are less than 100. N/A is shown where the base number of responses is less than 10 during the period. % is calculated as Quantity/Base number*100

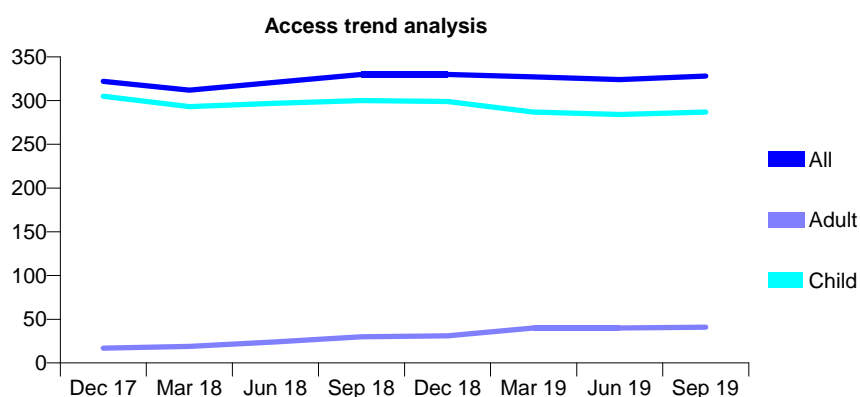
Q47 - Vital Signs At a Glance Contract Report for 322938/0001 - September 2019

Name or company name	MISS DE HASLEHURST
Contract type name	GDS Contract
Purpose of contract	General
Contract start date	01/04/2006
Contract end date	

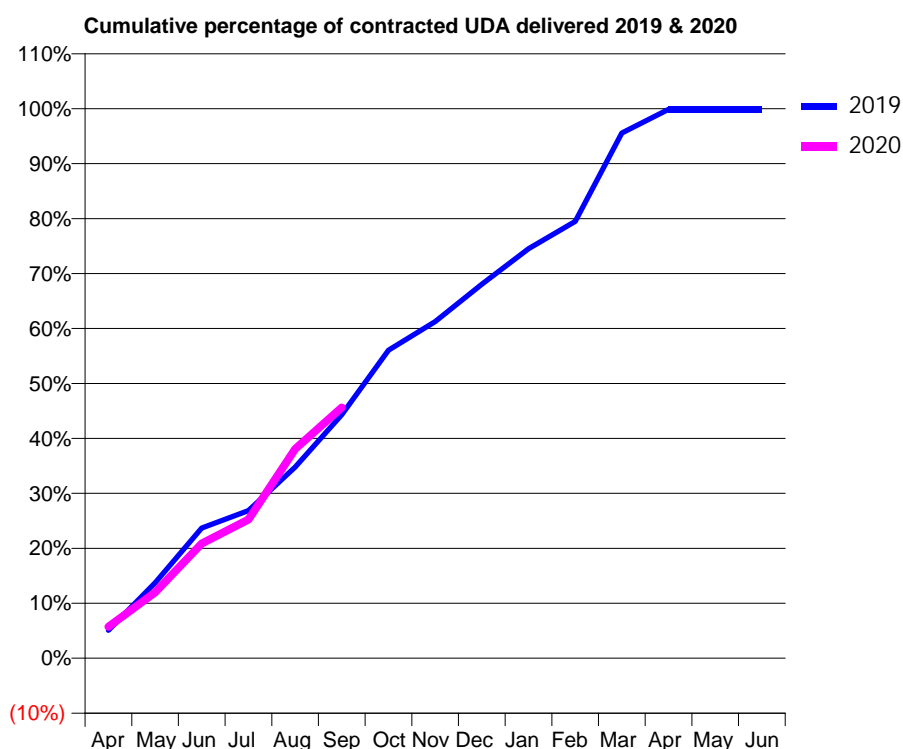
19/20 Contracted general activity (UDA)	785
Carry forward general activity (UDA)	1
19/20 Contracted orthodontic activity (UOA)	0
Carry forward orthodontic activity (UOA)	0
Baseline contract value	£18,697.73

ACCESS*

Patients seen in 24 months	Total	Change since previous quarter
Quarter ending September 2018	330	
Quarter ending December 2018	330	→
Quarter ending March 2019	327	→
Quarter ending June 2019	324	→
Quarter ending September 2019	328	→
Variance since September 2018	(0.6%)	→



ACTIVITY



Month	2019	2020
April	40	45
May	108	94
June	186	164
July	211	198
August	273	299
September	348	358
October	440	
November	481	
December	534	
January	585	
February	624	
March	750	
April	784	
May	784	
June	784	

QUALITY

	Quantity	Base Number	Contract	AT	Region	England
% of FP17s for the same patient ID Re-attending within 3 months - Children	23	280	8.2%	11.4%	12.1%	11.5%
% of FP17s for the same patient ID Re-attending within 3 months - Adults	0	0	N/A	14.9%	15.6%	15.4%
% of FP17s for the same patient ID Re-attending between 3 & 9 months - Children	219	280	78.2%	60.1%	61.2%	59.7%
% of FP17s for the same patient ID Re-attending between 3 & 9 months - Adults	0	0	N/A	52.8%	54.3%	51.7%
% of FP17s for Band 1 Urgent Courses	0	262	0.0%	10.0%	9.1%	9.2%
% of FP17s Relating to Free Repair or Replacements	0	262	0.0%	0.9%	0.9%	0.7%
% of FP17s Relating to Continuations	4	262	1.5%	0.9%	1.0%	0.8%
% of Patients satisfied with the dentistry they have received	0	0	N/A	94.2%	94.4%	93.5%
% of Patients satisfied with the time they had to wait for an appointment	0	0	N/A	85.2%	88.1%	87.4%

* This is based on patients treated on this contract for their most recent course of treatment.

Figures in italics indicate the base number of FP17s or Patient Questionnaire responses are less than 100. N/A is shown where the base number of responses is less than 10 during the period. % is calculated as Quantity/Base number*100

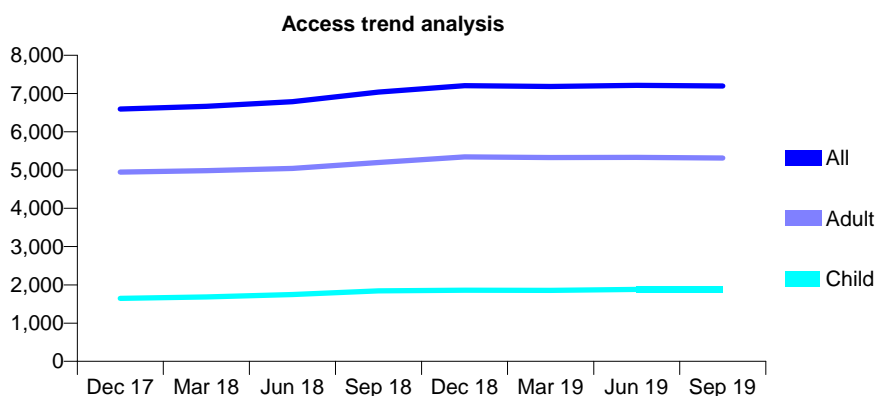
Q47 - Vital Signs At a Glance Contract Report for 323918/0001 - September 2019

Name or company name	Thomas and Thomas Dental Associates
Contract type name	GDS Contract
Purpose of contract	General
Contract start date	01/04/2006
Contract end date	

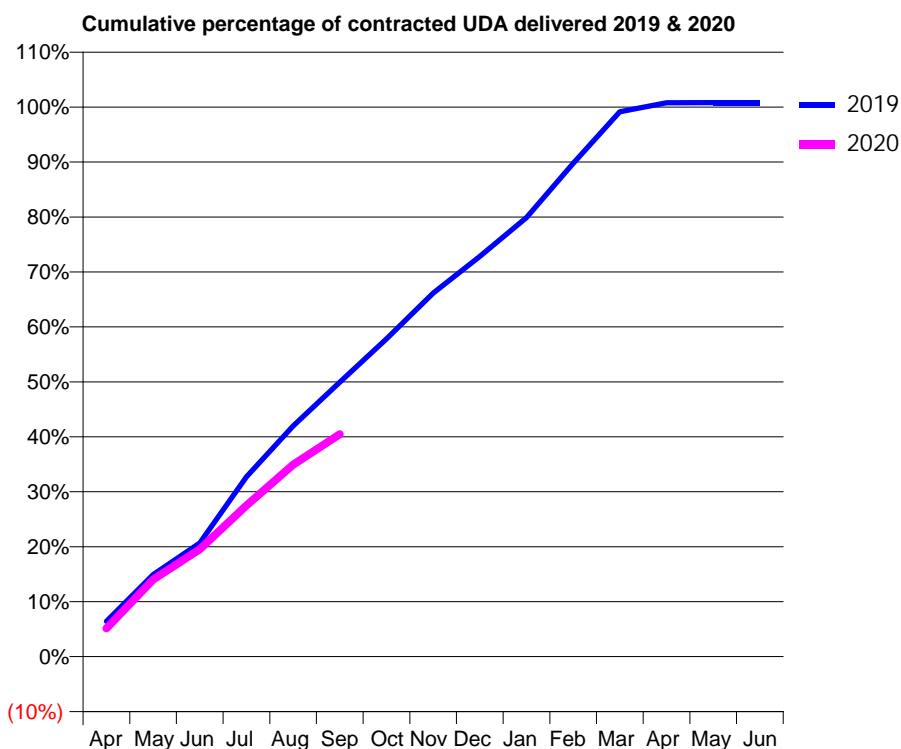
19/20 Contracted general activity (UDA)	23,517
Carry forward general activity (UDA)	0
19/20 Contracted orthodontic activity (UOA)	0
Carry forward orthodontic activity (UOA)	0
Baseline contract value	£681,808.23

ACCESS*

Patients seen in 24 months	Total	Change since previous quarter
Quarter ending September 2018	7,040	
Quarter ending December 2018	7,204	↑
Quarter ending March 2019	7,184	→
Quarter ending June 2019	7,213	→
Quarter ending September 2019	7,197	→
Variance since September 2018	2.2%	↑



ACTIVITY



Month	Adjusted Scheduled Activity (UDA)	
	2019	2020
April	1,510	1,215
May	3,515	3,298
June	4,862	4,591
July	7,696	6,469
August	9,868	8,216
September	11,743	9,516
October	13,594	
November	15,559	
December	17,124	
January	18,790	
February	21,112	
March	23,317	
April	23,698	
May	23,704	
June	23,706	

QUALITY

	Quantity	Base Number	Contract	AT	Region	England
% of FP17s for the same patient ID Re-attending within 3 months - Children	56	1,098	5.1%	11.4%	12.1%	11.5%
% of FP17s for the same patient ID Re-attending within 3 months - Adults	266	2,936	9.1%	14.9%	15.6%	15.4%
% of FP17s for the same patient ID Re-attending between 3 & 9 months - Children	564	1,098	51.4%	60.1%	61.2%	59.7%
% of FP17s for the same patient ID Re-attending between 3 & 9 months - Adults	1,542	2,936	52.5%	52.8%	54.3%	51.7%
% of FP17s for Band 1 Urgent Courses	238	3,861	6.2%	10.0%	9.1%	9.2%
% of FP17s Relating to Free Repair or Replacements	39	3,861	1.0%	0.9%	0.9%	0.7%
% of FP17s Relating to Continuations	13	3,861	0.3%	0.9%	1.0%	0.8%
% of Patients satisfied with the dentistry they have received	0	0	N/A	94.2%	94.4%	93.5%
% of Patients satisfied with the time they had to wait for an appointment	0	0	N/A	85.2%	88.1%	87.4%

* This is based on patients treated on this contract for their most recent course of treatment. Figures in italics indicate the base number of FP17s or Patient Questionnaire responses are less than 100. N/A is shown where the base number of responses is less than 10 during the period. % is calculated as Quantity/Base number*100

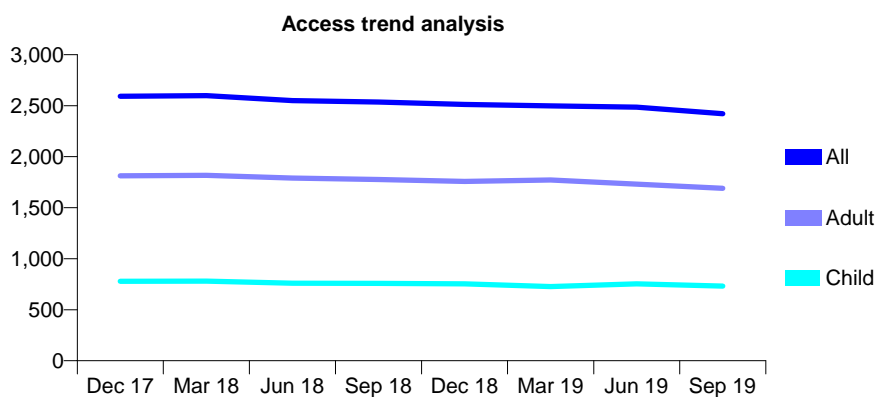
Q47 - Vital Signs At a Glance Contract Report for 330426/0001 - September 2019

Name or company name	MR P BARRAND
Contract type name	GDS Contract
Purpose of contract	General
Contract start date	01/04/2006
Contract end date	

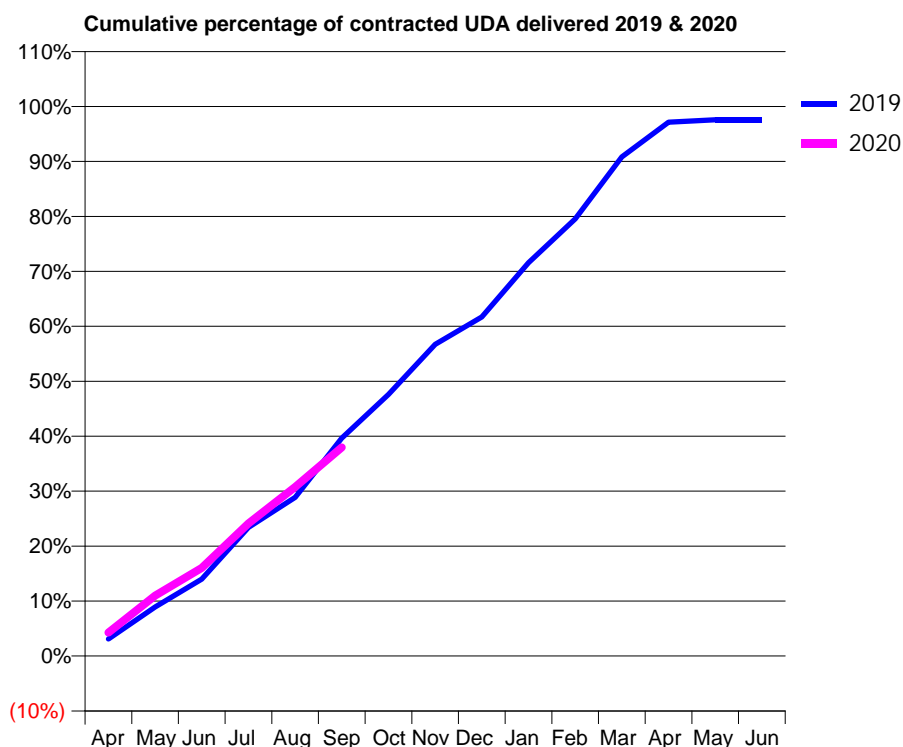
19/20 Contracted general activity (UDA)	7,666
Carry forward general activity (UDA)	0
19/20 Contracted orthodontic activity (UOA)	0
Carry forward orthodontic activity (UOA)	0
Baseline contract value	£222,510.82

ACCESS*

Patients seen in 24 months	Total	Change since previous quarter
Quarter ending September 2018	2,535	
Quarter ending December 2018	2,512	→
Quarter ending March 2019	2,499	→
Quarter ending June 2019	2,485	→
Quarter ending September 2019	2,422	↓
Variance since September 2018	(4.5%)	↓



ACTIVITY



Month	Adjusted Scheduled Activity (UDA)	
	2019	2020
April	229	327
May	660	843
June	1,036	1,229
July	1,734	1,851
August	2,140	2,358
September	2,937	2,910
October	3,524	
November	4,202	
December	4,569	
January	5,300	
February	5,893	
March	6,727	
April	7,193	
May	7,226	
June	7,226	

QUALITY

	Quantity	Base Number	Contract	AT	Region	England
% of FP17s for the same patient ID Re-attending within 3 months - Children	55	451	12.2%	11.4%	12.1%	11.5%
% of FP17s for the same patient ID Re-attending within 3 months - Adults	109	918	11.9%	14.9%	15.6%	15.4%
% of FP17s for the same patient ID Re-attending between 3 & 9 months - Children	218	451	48.3%	60.1%	61.2%	59.7%
% of FP17s for the same patient ID Re-attending between 3 & 9 months - Adults	334	918	36.4%	52.8%	54.3%	51.7%
% of FP17s for Band 1 Urgent Courses	82	1,188	6.9%	10.0%	9.1%	9.2%
% of FP17s Relating to Free Repair or Replacements	4	1,188	0.3%	0.9%	0.9%	0.7%
% of FP17s Relating to Continuations	21	1,188	1.8%	0.9%	1.0%	0.8%
% of Patients satisfied with the dentistry they have received	1	1	N/A	94.2%	94.4%	93.5%
% of Patients satisfied with the time they had to wait for an appointment	1	1	N/A	85.2%	88.1%	87.4%

* This is based on patients treated on this contract for their most recent course of treatment. Figures in italics indicate the base number of FP17s or Patient Questionnaire responses are less than 100. N/A is shown where the base number of responses is less than 10 during the period. % is calculated as Quantity/Base number*100

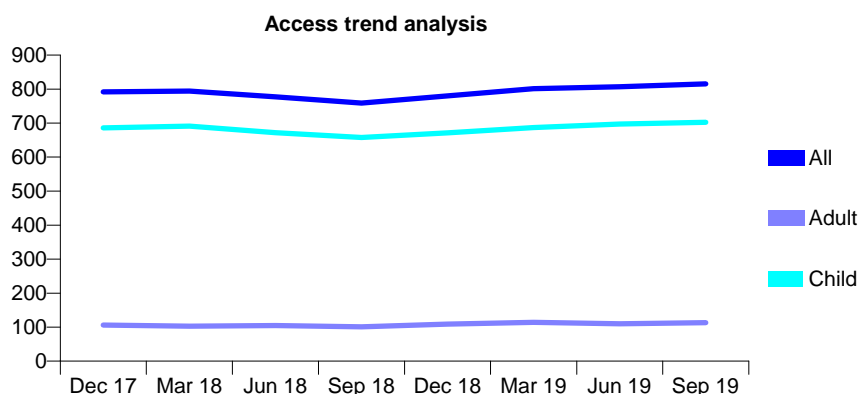
Q47 - Vital Signs At a Glance Contract Report for 330892/0001 - September 2019

Name or company name	MISS KG LAMB
Contract type name	GDS Contract
Purpose of contract	General
Contract start date	01/04/2006
Contract end date	

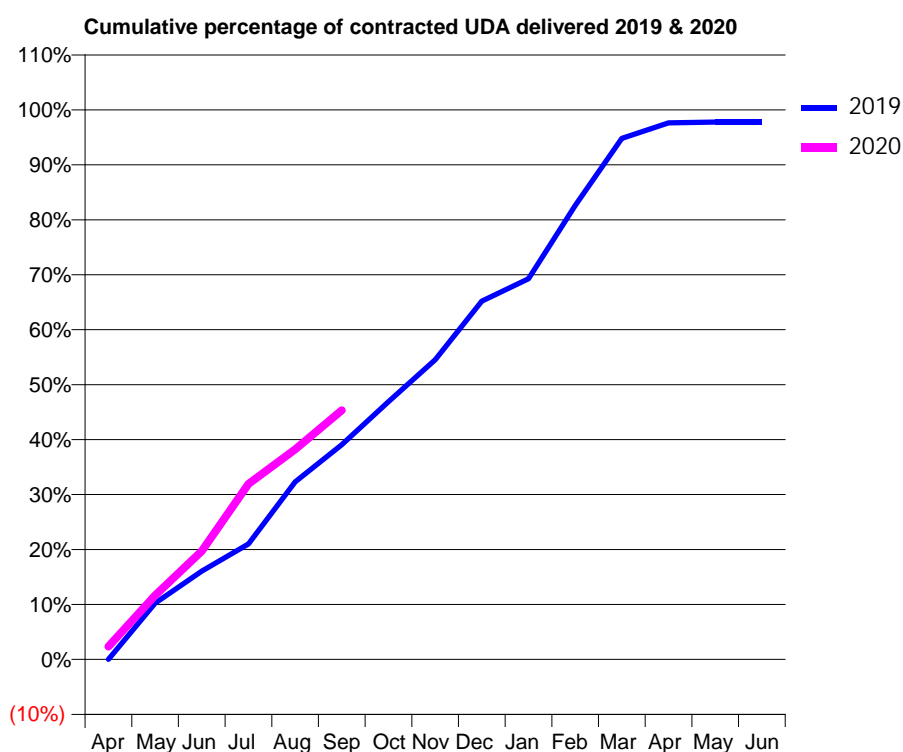
19/20 Contracted general activity (UDA)	1,500
Carry forward general activity (UDA)	0
19/20 Contracted orthodontic activity (UOA)	0
Carry forward orthodontic activity (UOA)	0
Baseline contract value	£36,609.58

ACCESS*

Patients seen in 24 months	Total	Change since previous quarter
Quarter ending September 2018	759	
Quarter ending December 2018	780	↑
Quarter ending March 2019	801	↑
Quarter ending June 2019	807	→
Quarter ending September 2019	815	→
Variance since September 2018	7.4%	↑



ACTIVITY



Month	Adjusted Scheduled Activity (UDA)	
	2019	2020
April	0	35
May	154	175
June	241	295
July	315	479
August	485	573
September	586	680
October	703	
November	818	
December	978	
January	1,039	
February	1,239	
March	1,422	
April	1,464	
May	1,467	
June	1,467	

QUALITY

	Quantity	Base Number	Contract	AT	Region	England
% of FP17s for the same patient ID Re-attending within 3 months - Children	39	523	7.5%	11.4%	12.1%	11.5%
% of FP17s for the same patient ID Re-attending within 3 months - Adults	0	35	0.0%	14.9%	15.6%	15.4%
% of FP17s for the same patient ID Re-attending between 3 & 9 months - Children	352	523	67.3%	60.1%	61.2%	59.7%
% of FP17s for the same patient ID Re-attending between 3 & 9 months - Adults	27	35	77.1%	52.8%	54.3%	51.7%
% of FP17s for Band 1 Urgent Courses	25	524	4.8%	10.0%	9.1%	9.2%
% of FP17s Relating to Free Repair or Replacements	0	524	0.0%	0.9%	0.9%	0.7%
% of FP17s Relating to Continuations	2	524	0.4%	0.9%	1.0%	0.8%
% of Patients satisfied with the dentistry they have received	0	0	N/A	94.2%	94.4%	93.5%
% of Patients satisfied with the time they had to wait for an appointment	0	0	N/A	85.2%	88.1%	87.4%

* This is based on patients treated on this contract for their most recent course of treatment.

Figures in italics indicate the base number of FP17s or Patient Questionnaire responses are less than 100. N/A is shown where the base number of responses is less than 10 during the period. % is calculated as Quantity/Base number*100

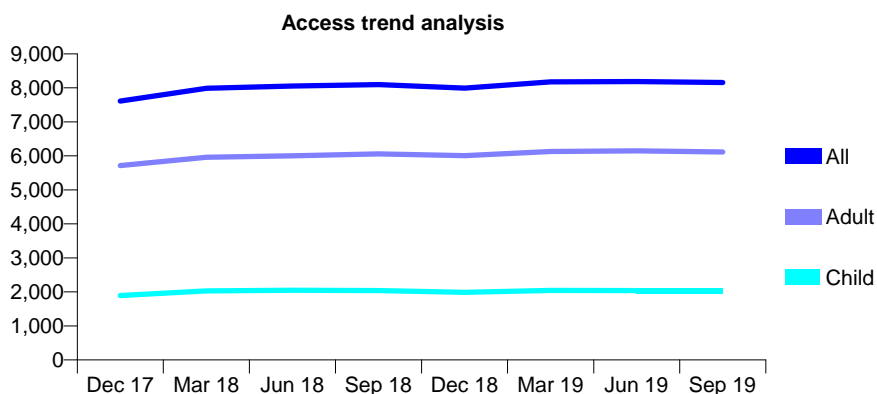
Q47 - Vital Signs At a Glance Contract Report for 339717/0001 - September 2019

Name or company name	MR IC WALSH
Contract type name	Pilot Contract
Purpose of contract	General
Contract start date	01/04/2006
Contract end date	

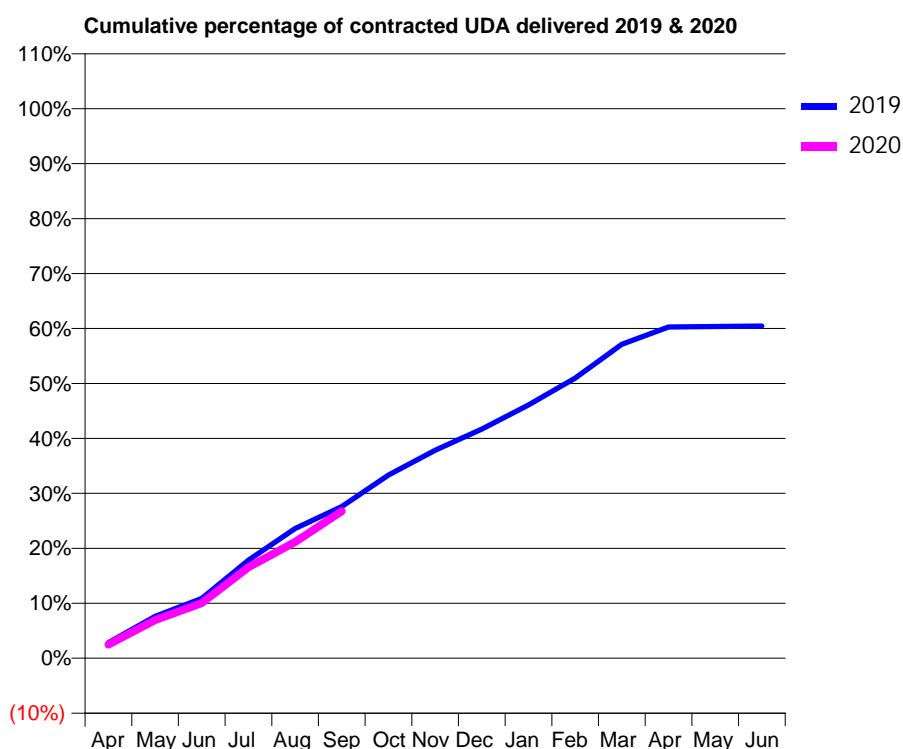
19/20 Contracted general activity (UDA)	29,894
Carry forward general activity (UDA)	0
19/20 Contracted orthodontic activity (UOA)	0
Carry forward orthodontic activity (UOA)	0
Baseline contract value	£858,653.97

ACCESS*

Patients seen in 24 months	Total	Change since previous quarter
Quarter ending September 2018	8,098	
Quarter ending December 2018	7,995	↓
Quarter ending March 2019	8,180	↑
Quarter ending June 2019	8,186	→
Quarter ending September 2019	8,158	→
Variance since September 2018	0.7%	→



ACTIVITY



Month	2019	2020
April	854	745
May	2,275	2,079
June	3,251	2,997
July	5,333	4,952
August	7,057	6,319
September	8,254	8,000
October	9,962	
November	11,313	
December	12,459	
January	13,779	
February	15,237	
March	17,073	
April	18,020	
May	18,048	
June	18,064	

QUALITY

	Quantity	Base Number	Contract	AT	Region	England
% of FP17s for the same patient ID Re-attending within 3 months - Children	88	1,233	7.1%	11.4%	12.1%	11.5%
% of FP17s for the same patient ID Re-attending within 3 months - Adults	434	3,266	13.3%	14.9%	15.6%	15.4%
% of FP17s for the same patient ID Re-attending between 3 & 9 months - Children	437	1,233	35.4%	60.1%	61.2%	59.7%
% of FP17s for the same patient ID Re-attending between 3 & 9 months - Adults	926	3,266	28.4%	52.8%	54.3%	51.7%
% of FP17s for Band 1 Urgent Courses	306	4,055	7.5%	10.0%	9.1%	9.2%
% of FP17s Relating to Free Repair or Replacements	83	4,055	2.0%	0.9%	0.9%	0.7%
% of FP17s Relating to Continuations	35	4,055	0.9%	0.9%	1.0%	0.8%
% of Patients satisfied with the dentistry they have received	2	2	N/A	94.2%	94.4%	93.5%
% of Patients satisfied with the time they had to wait for an appointment	2	2	N/A	85.2%	88.1%	87.4%

* This is based on patients treated on this contract for their most recent course of treatment.

Figures in italics indicate the base number of FP17s or Patient Questionnaire responses are less than 100. N/A is shown where the base number of responses is less than 10 during the period. % is calculated as Quantity/Base number*100

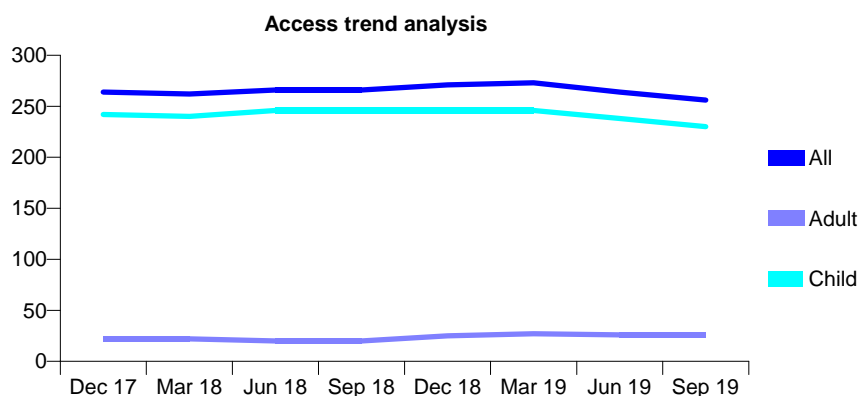
Q47 - Vital Signs At a Glance Contract Report for 356093/0001 - September 2019

Name or company name	MR K KHAN
Contract type name	GDS Contract
Purpose of contract	General
Contract start date	01/01/2010
Contract end date	

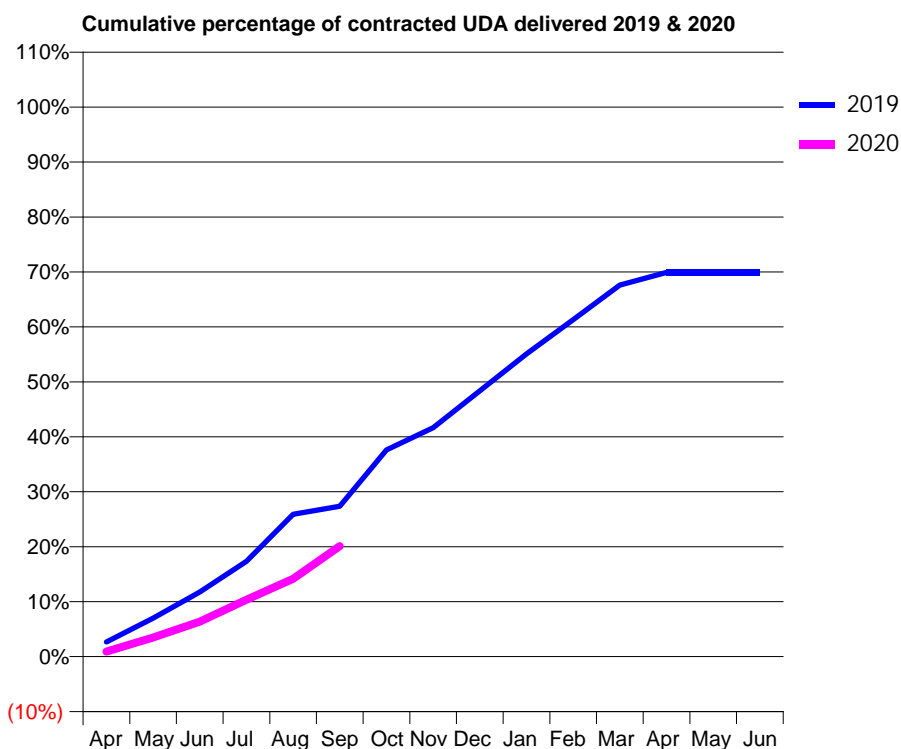
19/20 Contracted general activity (UDA)	1,091
Carry forward general activity (UDA)	0
19/20 Contracted orthodontic activity (UOA)	0
Carry forward orthodontic activity (UOA)	0
Baseline contract value	£26,819.81

ACCESS*

Patients seen in 24 months	Total	Change since previous quarter
Quarter ending September 2018	266	
Quarter ending December 2018	271	→
Quarter ending March 2019	273	→
Quarter ending June 2019	264	↓
Quarter ending September 2019	256	↓
Variance since September 2018	(3.8%)	↓



ACTIVITY



Month	Adjusted Scheduled Activity (UDA)	
	2019	2020
April	29	10
May	76	38
June	128	69
July	189	113
August	283	155
September	299	219
October	410	
November	454	
December	528	
January	601	
February	669	
March	738	
April	763	
May	763	
June	763	

QUALITY

	Quantity	Base Number	Contract	AT	Region	England
% of FP17s for the same patient ID Re-attending within 3 months - Children	3	189	1.6%	11.4%	12.1%	11.5%
% of FP17s for the same patient ID Re-attending within 3 months - Adults	0	0	N/A	14.9%	15.6%	15.4%
% of FP17s for the same patient ID Re-attending between 3 & 9 months - Children	142	189	75.1%	60.1%	61.2%	59.7%
% of FP17s for the same patient ID Re-attending between 3 & 9 months - Adults	0	0	N/A	52.8%	54.3%	51.7%
% of FP17s for Band 1 Urgent Courses	7	169	4.1%	10.0%	9.1%	9.2%
% of FP17s Relating to Free Repair or Replacements	0	169	0.0%	0.9%	0.9%	0.7%
% of FP17s Relating to Continuations	0	169	0.0%	0.9%	1.0%	0.8%
% of Patients satisfied with the dentistry they have received	0	0	N/A	94.2%	94.4%	93.5%
% of Patients satisfied with the time they had to wait for an appointment	0	0	N/A	85.2%	88.1%	87.4%

* This is based on patients treated on this contract for their most recent course of treatment. Figures in italics indicate the base number of FP17s or Patient Questionnaire responses are less than 100. N/A is shown where the base number of responses is less than 10 during the period. % is calculated as Quantity/Base number*100

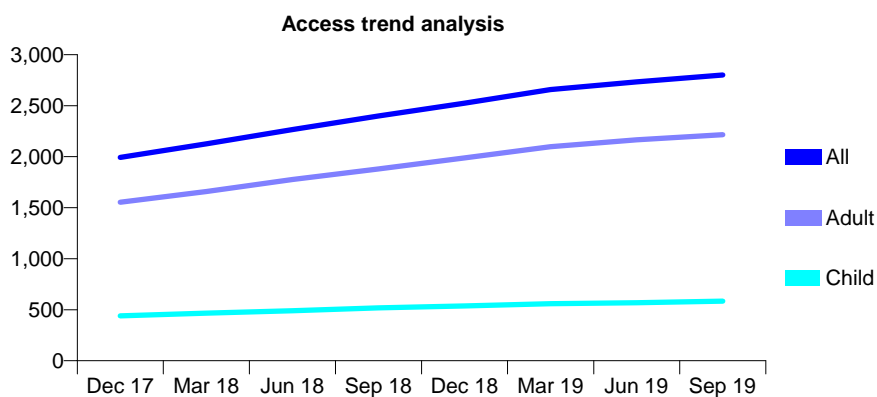
Q47 - Vital Signs At a Glance Contract Report for 364525/0001 - September 2019

Name or company name	Dr Sima Kothiwala
Contract type name	GDS Contract
Purpose of contract	General
Contract start date	01/07/2007
Contract end date	

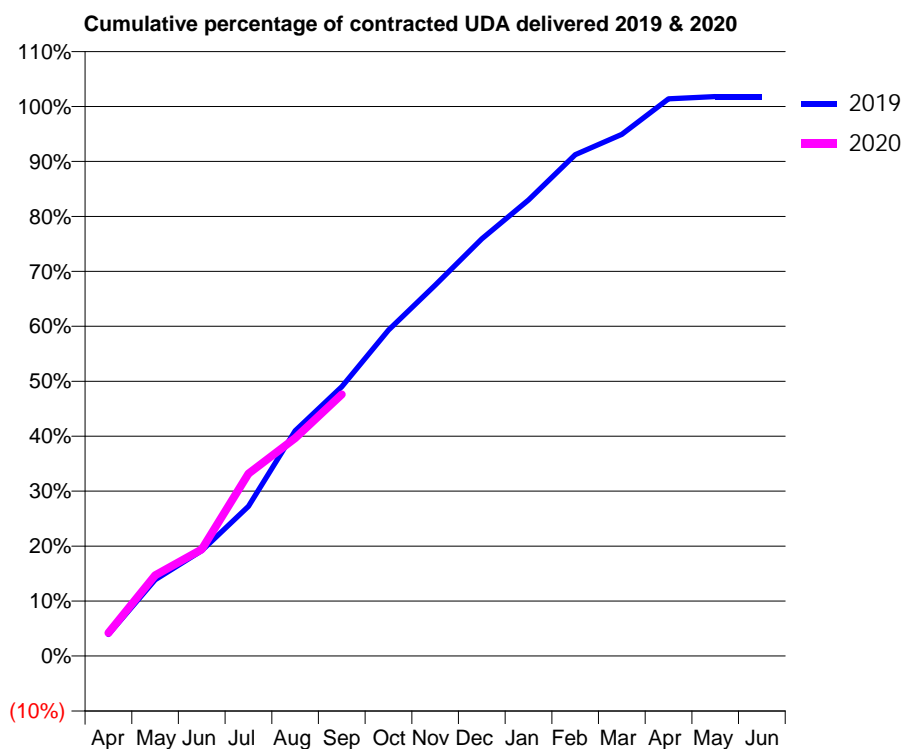
19/20 Contracted general activity (UDA)	10,662
Carry forward general activity (UDA)	-191
19/20 Contracted orthodontic activity (UOA)	0
Carry forward orthodontic activity (UOA)	0
Baseline contract value	£310,766.50

ACCESS*

Patients seen in 24 months	Total	Change since previous quarter
Quarter ending September 2018	2,399	
Quarter ending December 2018	2,525	↑
Quarter ending March 2019	2,658	↑
Quarter ending June 2019	2,734	↑
Quarter ending September 2019	2,800	↑
Variance since September 2018	16.7%	↑



ACTIVITY



Month	Adjusted Scheduled Activity (UDA)	
	2019	2020
April	418	449
May	1,478	1,567
June	2,044	2,071
July	2,905	3,539
August	4,372	4,228
September	5,224	5,075
October	6,326	
November	7,197	
December	8,092	
January	8,848	
February	9,728	
March	10,121	
April	10,812	
May	10,853	
June	10,853	

QUALITY

	Quantity	Base Number	Contract	AT	Region	England
% of FP17s for the same patient ID Re-attending within 3 months - Children	47	646	7.3%	11.4%	12.1%	11.5%
% of FP17s for the same patient ID Re-attending within 3 months - Adults	369	1,774	20.8%	14.9%	15.6%	15.4%
% of FP17s for the same patient ID Re-attending between 3 & 9 months - Children	448	646	69.3%	60.1%	61.2%	59.7%
% of FP17s for the same patient ID Re-attending between 3 & 9 months - Adults	917	1,774	51.7%	52.8%	54.3%	51.7%
% of FP17s for Band 1 Urgent Courses	207	2,116	9.8%	10.0%	9.1%	9.2%
% of FP17s Relating to Free Repair or Replacements	37	2,116	1.7%	0.9%	0.9%	0.7%
% of FP17s Relating to Continuations	84	2,116	4.0%	0.9%	1.0%	0.8%
% of Patients satisfied with the dentistry they have received	1	1	N/A	94.2%	94.4%	93.5%
% of Patients satisfied with the time they had to wait for an appointment	1	1	N/A	85.2%	88.1%	87.4%

* This is based on patients treated on this contract for their most recent course of treatment. Figures in italics indicate the base number of FP17s or Patient Questionnaire responses are less than 100. N/A is shown where the base number of responses is less than 10 during the period. % is calculated as Quantity/Base number*100

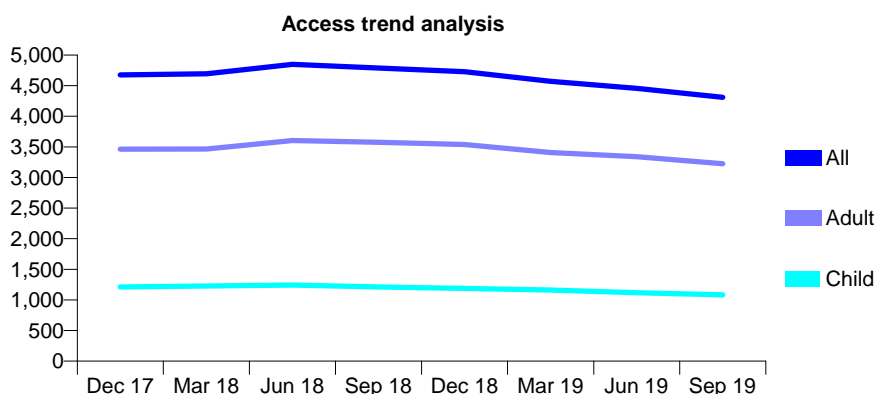
Q47 - Vital Signs At a Glance Contract Report for 366102/0001 - September 2019

Name or company name	MR A RAFIQ
Contract type name	GDS Contract
Purpose of contract	General
Contract start date	01/02/2008
Contract end date	

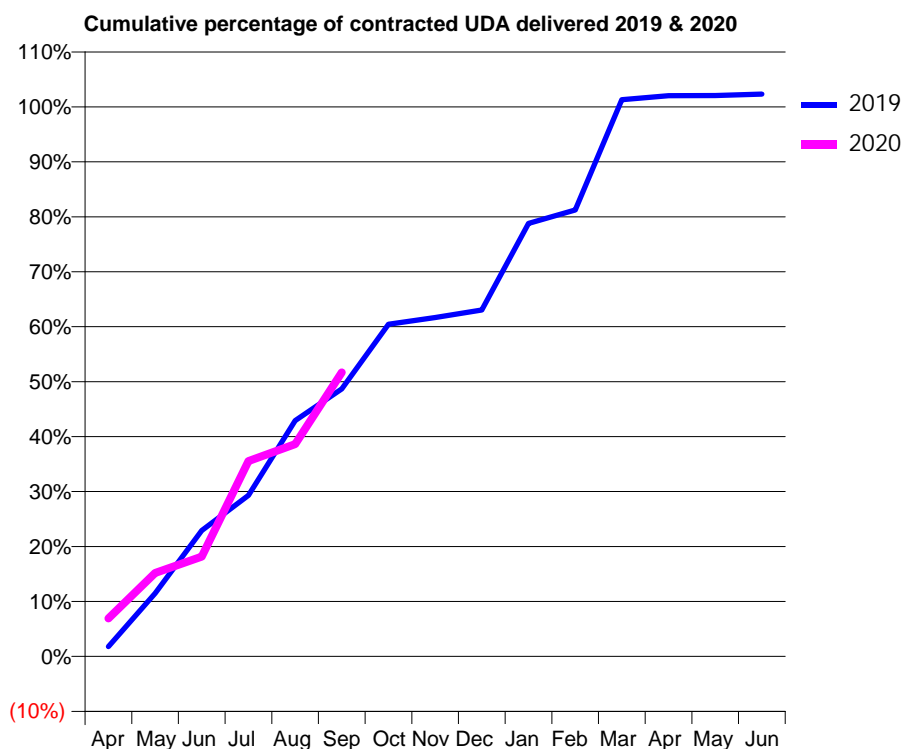
19/20 Contracted general activity (UDA)	10,412
Carry forward general activity (UDA)	0
19/20 Contracted orthodontic activity (UOA)	0
Carry forward orthodontic activity (UOA)	0
Baseline contract value	£298,789.49

ACCESS*

Patients seen in 24 months	Total	Change since previous quarter
Quarter ending September 2018	4,788	
Quarter ending December 2018	4,729	↓
Quarter ending March 2019	4,571	↓
Quarter ending June 2019	4,457	↓
Quarter ending September 2019	4,310	↓
Variance since September 2018	(10.0%)	↓



ACTIVITY



Month	2019	2020
April	188	722
May	1,198	1,579
June	2,386	1,891
July	3,054	3,700
August	4,467	4,020
September	5,067	5,382
October	6,292	
November	6,422	
December	6,563	
January	8,202	
February	8,458	
March	10,547	
April	10,624	
May	10,627	
June	10,654	

QUALITY

	Quantity	Base Number	Contract	AT	Region	England
% of FP17s for the same patient ID Re-attending within 3 months - Children	50	761	6.6%	11.4%	12.1%	11.5%
% of FP17s for the same patient ID Re-attending within 3 months - Adults	201	2,158	9.3%	14.9%	15.6%	15.4%
% of FP17s for the same patient ID Re-attending between 3 & 9 months - Children	472	761	62.0%	60.1%	61.2%	59.7%
% of FP17s for the same patient ID Re-attending between 3 & 9 months - Adults	1,257	2,158	58.2%	52.8%	54.3%	51.7%
% of FP17s for Band 1 Urgent Courses	134	2,871	4.7%	10.0%	9.1%	9.2%
% of FP17s Relating to Free Repair or Replacements	57	2,871	2.0%	0.9%	0.9%	0.7%
% of FP17s Relating to Continuations	6	2,871	0.2%	0.9%	1.0%	0.8%
% of Patients satisfied with the dentistry they have received	1	1	N/A	94.2%	94.4%	93.5%
% of Patients satisfied with the time they had to wait for an appointment	1	1	N/A	85.2%	88.1%	87.4%

* This is based on patients treated on this contract for their most recent course of treatment. Figures in italics indicate the base number of FP17s or Patient Questionnaire responses are less than 100. N/A is shown where the base number of responses is less than 10 during the period. % is calculated as Quantity/Base number*100

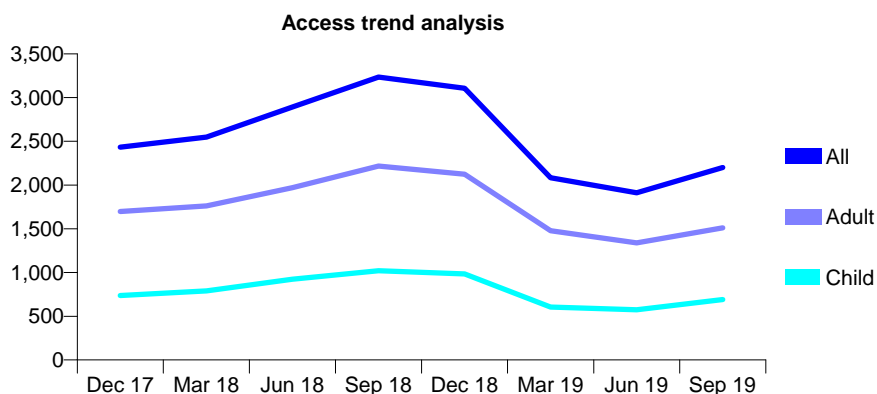
Q47 - Vital Signs At a Glance Contract Report for 366102/0002 - September 2019

Name or company name	MR A RAFIQ
Contract type name	GDS Contract
Purpose of contract	General
Contract start date	01/04/2008
Contract end date	

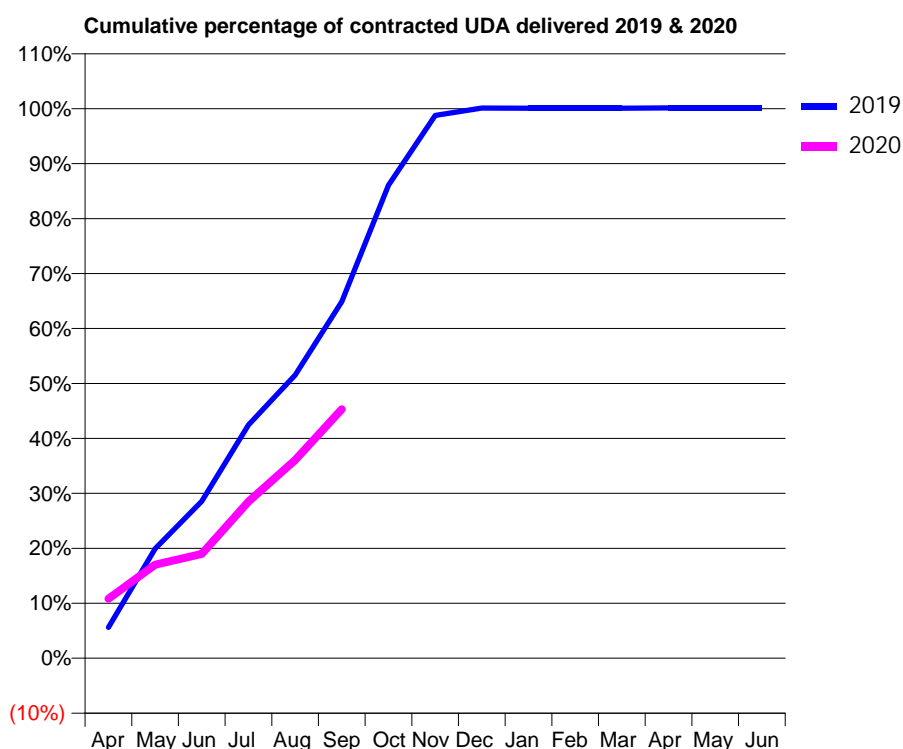
19/20 Contracted general activity (UDA)	7,521
Carry forward general activity (UDA)	0
19/20 Contracted orthodontic activity (UOA)	0
Carry forward orthodontic activity (UOA)	0
Baseline contract value	£200,490.12

ACCESS*

Patients seen in 24 months	Total	Change since previous quarter
Quarter ending September 2018	3,236	
Quarter ending December 2018	3,107	↓
Quarter ending March 2019	2,084	↓
Quarter ending June 2019	1,912	↓
Quarter ending September 2019	2,202	↑
Variance since September 2018	(32.0%)	↓



ACTIVITY



Month	2019	2020
April	422	813
May	1,500	1,280
June	2,148	1,428
July	3,194	2,144
August	3,875	2,712
September	4,880	3,406
October	6,473	
November	7,429	
December	7,529	
January	7,528	
February	7,528	
March	7,528	
April	7,532	
May	7,532	
June	7,532	

QUALITY

	Quantity	Base Number	Contract	AT	Region	England
% of FP17s for the same patient ID Re-attending within 3 months - Children	29	603	4.8%	11.4%	12.1%	11.5%
% of FP17s for the same patient ID Re-attending within 3 months - Adults	77	1,056	7.3%	14.9%	15.6%	15.4%
% of FP17s for the same patient ID Re-attending between 3 & 9 months - Children	165	603	27.4%	60.1%	61.2%	59.7%
% of FP17s for the same patient ID Re-attending between 3 & 9 months - Adults	284	1,056	26.9%	52.8%	54.3%	51.7%
% of FP17s for Band 1 Urgent Courses	146	1,657	8.8%	10.0%	9.1%	9.2%
% of FP17s Relating to Free Repair or Replacements	16	1,657	1.0%	0.9%	0.9%	0.7%
% of FP17s Relating to Continuations	4	1,657	0.2%	0.9%	1.0%	0.8%
% of Patients satisfied with the dentistry they have received	0	0	N/A	94.2%	94.4%	93.5%
% of Patients satisfied with the time they had to wait for an appointment	0	0	N/A	85.2%	88.1%	87.4%

* This is based on patients treated on this contract for their most recent course of treatment.

Figures in italics indicate the base number of FP17s or Patient Questionnaire responses are less than 100. N/A is shown where the base number of responses is less than 10 during the period. % is calculated as Quantity/Base number*100

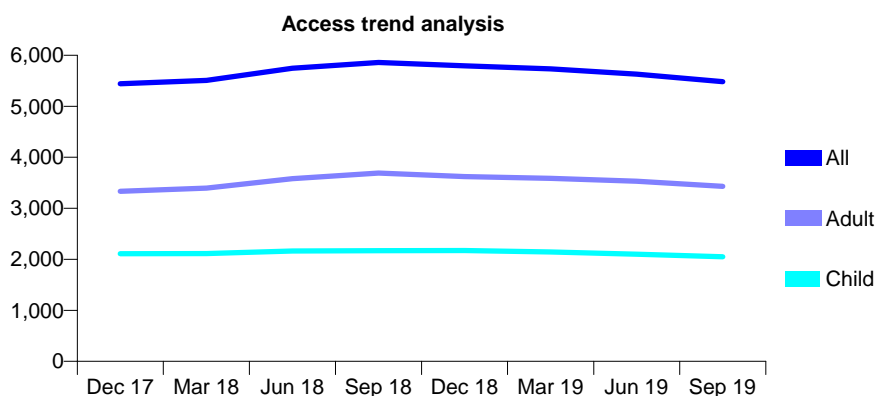
Q47 - Vital Signs At a Glance Contract Report for 366102/0003 - September 2019

Name or company name	MR A RAFIQ
Contract type name	GDS Contract
Purpose of contract	General
Contract start date	01/02/2010
Contract end date	

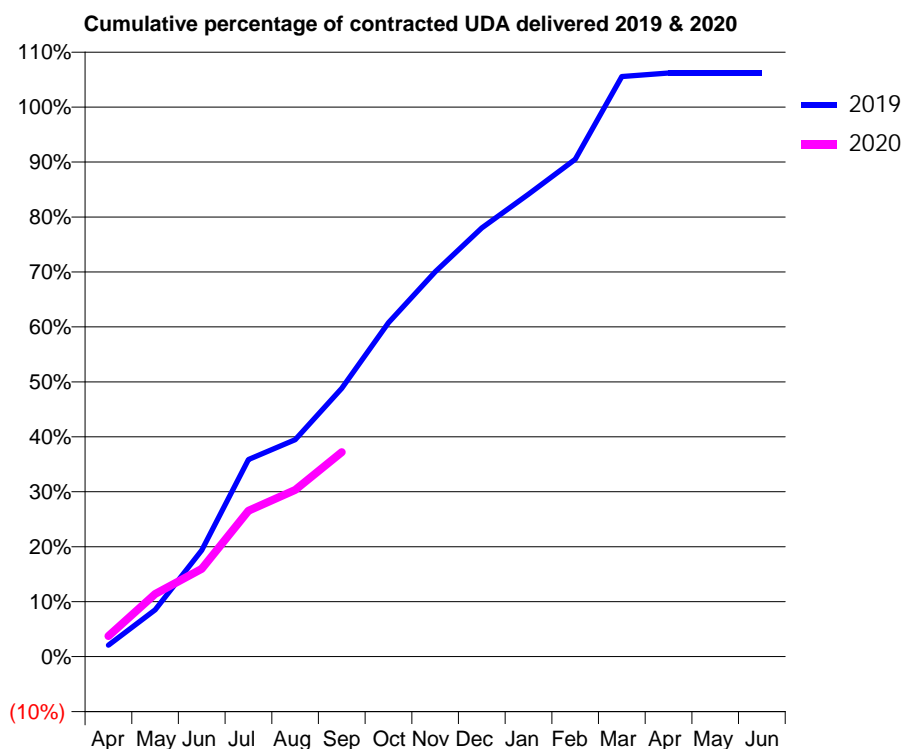
19/20 Contracted general activity (UDA)	15,000
Carry forward general activity (UDA)	0
19/20 Contracted orthodontic activity (UOA)	0
Carry forward orthodontic activity (UOA)	0
Baseline contract value	£423,959.73

ACCESS*

Patients seen in 24 months	Total	Change since previous quarter
Quarter ending September 2018	5,859	
Quarter ending December 2018	5,793	↓
Quarter ending March 2019	5,733	↓
Quarter ending June 2019	5,631	↓
Quarter ending September 2019	5,481	↓
Variance since September 2018	(6.5%)	↓



ACTIVITY



Month	Adjusted Scheduled Activity (UDA)	
	2019	2020
April	312	561
May	1,278	1,708
June	2,904	2,398
July	5,379	3,980
August	5,919	4,551
September	7,326	5,583
October	9,114	
November	10,505	
December	11,701	
January	12,621	
February	13,576	
March	15,833	
April	15,925	
May	15,927	
June	15,925	

QUALITY

	Quantity	Base Number	Contract	AT	Region	England
% of FP17s for the same patient ID Re-attending within 3 months - Children	107	1,236	8.7%	11.4%	12.1%	11.5%
% of FP17s for the same patient ID Re-attending within 3 months - Adults	270	1,697	15.9%	14.9%	15.6%	15.4%
% of FP17s for the same patient ID Re-attending between 3 & 9 months - Children	747	1,236	60.4%	60.1%	61.2%	59.7%
% of FP17s for the same patient ID Re-attending between 3 & 9 months - Adults	959	1,697	56.5%	52.8%	54.3%	51.7%
% of FP17s for Band 1 Urgent Courses	280	2,871	9.8%	10.0%	9.1%	9.2%
% of FP17s Relating to Free Repair or Replacements	17	2,871	0.6%	0.9%	0.9%	0.7%
% of FP17s Relating to Continuations	8	2,871	0.3%	0.9%	1.0%	0.8%
% of Patients satisfied with the dentistry they have received	4	4	N/A	94.2%	94.4%	93.5%
% of Patients satisfied with the time they had to wait for an appointment	4	4	N/A	85.2%	88.1%	87.4%

* This is based on patients treated on this contract for their most recent course of treatment. Figures in italics indicate the base number of FP17s or Patient Questionnaire responses are less than 100. N/A is shown where the base number of responses is less than 10 during the period. % is calculated as Quantity/Base number*100

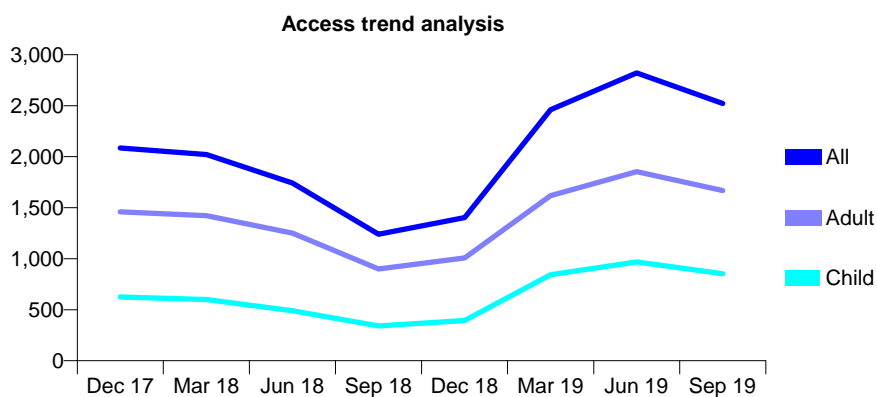
Q47 - Vital Signs At a Glance Contract Report for 366102/0004 - September 2019

Name or company name	MR A RAFIQ
Contract type name	GDS Contract
Purpose of contract	General
Contract start date	17/12/2010
Contract end date	

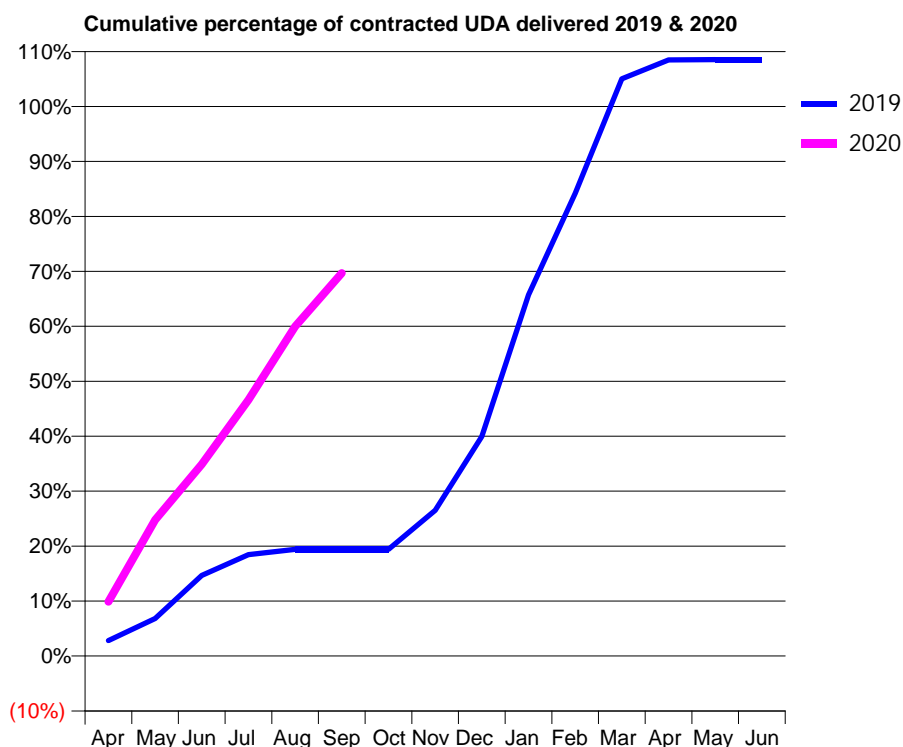
19/20 Contracted general activity (UDA)	5,754
Carry forward general activity (UDA)	0
19/20 Contracted orthodontic activity (UOA)	0
Carry forward orthodontic activity (UOA)	0
Baseline contract value	£141,258.81

ACCESS*

Patients seen in 24 months	Total	Change since previous quarter
Quarter ending September 2018	1,240	
Quarter ending December 2018	1,403	↑
Quarter ending March 2019	2,461	↑
Quarter ending June 2019	2,821	↑
Quarter ending September 2019	2,521	↓
Variance since September 2018	103.3%	↑



ACTIVITY



Month	Adjusted Scheduled Activity (UDA)	
	2019	2020
April	162	570
May	394	1,426
June	844	2,007
July	1,062	2,682
August	1,116	3,452
September	1,116	4,010
October	1,116	
November	1,526	
December	2,300	
January	3,780	
February	4,845	
March	6,044	
April	6,240	
May	6,243	
June	6,243	

QUALITY

	Quantity	Base Number	Contract	AT	Region	England
% of FP17s for the same patient ID Re-attending within 3 months - Children	97	826	11.7%	11.4%	12.1%	11.5%
% of FP17s for the same patient ID Re-attending within 3 months - Adults	150	1,193	12.6%	14.9%	15.6%	15.4%
% of FP17s for the same patient ID Re-attending between 3 & 9 months - Children	317	826	38.4%	60.1%	61.2%	59.7%
% of FP17s for the same patient ID Re-attending between 3 & 9 months - Adults	394	1,193	33.0%	52.8%	54.3%	51.7%
% of FP17s for Band 1 Urgent Courses	63	1,923	3.3%	10.0%	9.1%	9.2%
% of FP17s Relating to Free Repair or Replacements	19	1,923	1.0%	0.9%	0.9%	0.7%
% of FP17s Relating to Continuations	11	1,923	0.6%	0.9%	1.0%	0.8%
% of Patients satisfied with the dentistry they have received	0	0	N/A	94.2%	94.4%	93.5%
% of Patients satisfied with the time they had to wait for an appointment	0	0	N/A	85.2%	88.1%	87.4%

* This is based on patients treated on this contract for their most recent course of treatment. Figures in italics indicate the base number of FP17s or Patient Questionnaire responses are less than 100. N/A is shown where the base number of responses is less than 10 during the period. % is calculated as Quantity/Base number*100

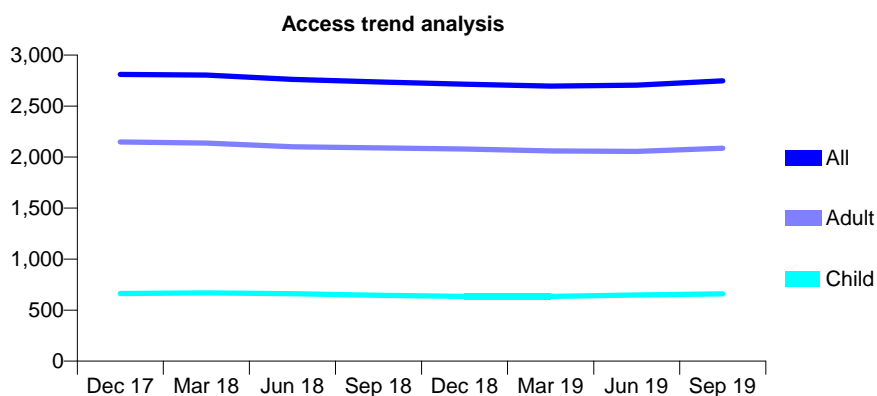
Q47 - Vital Signs At a Glance Contract Report for 565938/0001 - September 2019

Name or company name	Akdas Ali and Stephen Bass
Contract type name	GDS Contract
Purpose of contract	General
Contract start date	01/04/2006
Contract end date	

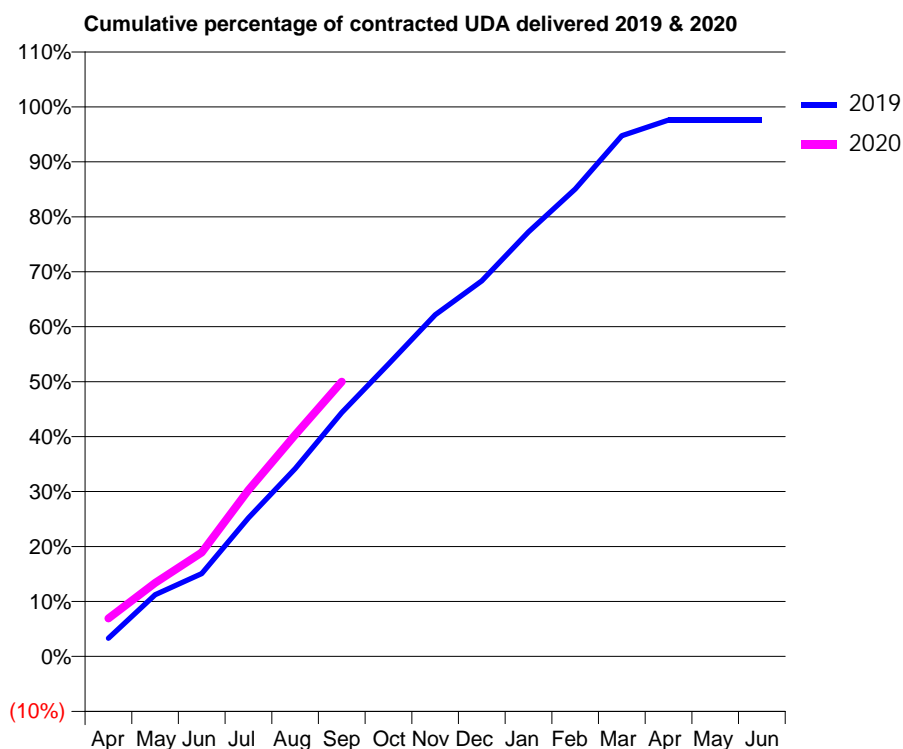
19/20 Contracted general activity (UDA)	8,759
Carry forward general activity (UDA)	-111
19/20 Contracted orthodontic activity (UOA)	0
Carry forward orthodontic activity (UOA)	0
Baseline contract value	£256,860.03

ACCESS*

Patients seen in 24 months	Total	Change since previous quarter
Quarter ending September 2018	2,736	
Quarter ending December 2018	2,714	→
Quarter ending March 2019	2,696	→
Quarter ending June 2019	2,705	→
Quarter ending September 2019	2,747	→
Variance since September 2018	0.4%	→



ACTIVITY



Month	2019	2020
April	271	606
May	922	1,172
June	1,239	1,656
July	2,069	2,652
August	2,807	3,531
September	3,642	4,380
October	4,366	
November	5,102	
December	5,611	
January	6,342	
February	6,982	
March	7,777	
April	8,013	
May	8,011	
June	8,011	

QUALITY

	Quantity	Base Number	Contract	AT	Region	England
% of FP17s for the same patient ID Re-attending within 3 months - Children	32	504	6.3%	11.4%	12.1%	11.5%
% of FP17s for the same patient ID Re-attending within 3 months - Adults	166	1,510	11.0%	14.9%	15.6%	15.4%
% of FP17s for the same patient ID Re-attending between 3 & 9 months - Children	218	504	43.3%	60.1%	61.2%	59.7%
% of FP17s for the same patient ID Re-attending between 3 & 9 months - Adults	663	1,510	43.9%	52.8%	54.3%	51.7%
% of FP17s for Band 1 Urgent Courses	102	1,932	5.3%	10.0%	9.1%	9.2%
% of FP17s Relating to Free Repair or Replacements	18	1,932	0.9%	0.9%	0.9%	0.7%
% of FP17s Relating to Continuations	26	1,932	1.3%	0.9%	1.0%	0.8%
% of Patients satisfied with the dentistry they have received	1	1	N/A	94.2%	94.4%	93.5%
% of Patients satisfied with the time they had to wait for an appointment	1	1	N/A	85.2%	88.1%	87.4%

* This is based on patients treated on this contract for their most recent course of treatment. Figures in italics indicate the base number of FP17s or Patient Questionnaire responses are less than 100. N/A is shown where the base number of responses is less than 10 during the period. % is calculated as Quantity/Base number*100

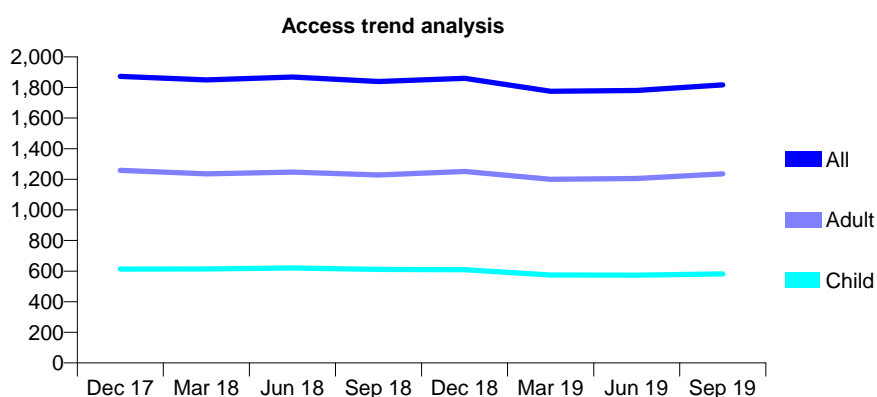
Q47 - Vital Signs At a Glance Contract Report for 565938/0002 - September 2019

Name or company name	Firbeck Dental Surgery
Contract type name	GDS Contract
Purpose of contract	General
Contract start date	20/08/2007
Contract end date	

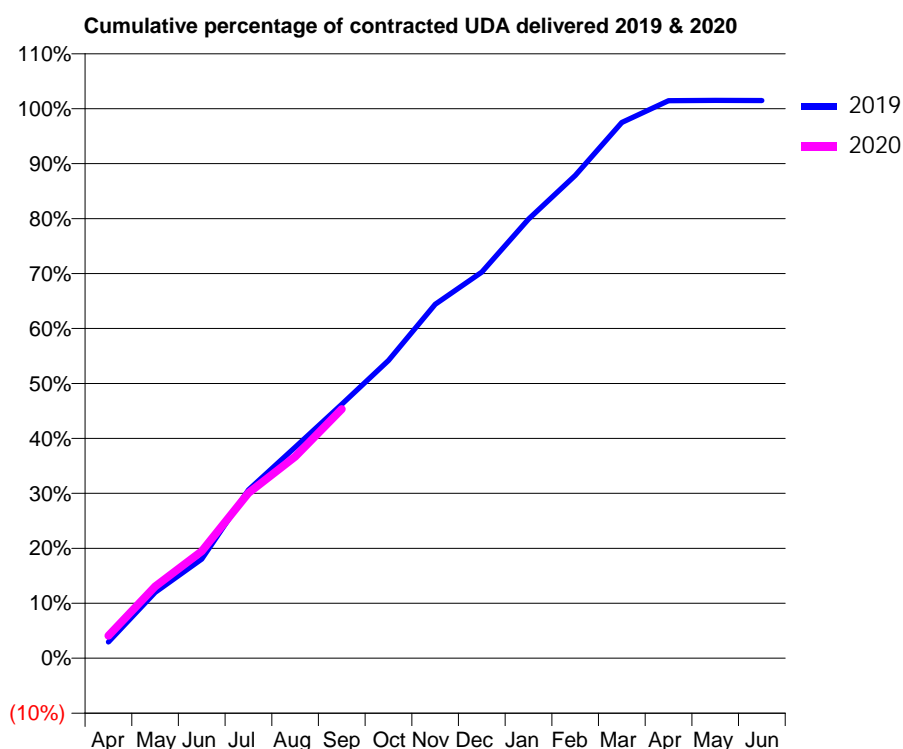
19/20 Contracted general activity (UDA)	6,003
Carry forward general activity (UDA)	-82
19/20 Contracted orthodontic activity (UOA)	0
Carry forward orthodontic activity (UOA)	0
Baseline contract value	£161,405.63

ACCESS*

Patients seen in 24 months	Total	Change since previous quarter
Quarter ending September 2018	1,839	
Quarter ending December 2018	1,860	→
Quarter ending March 2019	1,775	↓
Quarter ending June 2019	1,780	→
Quarter ending September 2019	1,817	↑
Variance since September 2018	(1.2%)	↓



ACTIVITY



Month	2019	2020
April	166	246
May	666	784
June	1,002	1,168
July	1,701	1,805
August	2,132	2,202
September	2,564	2,722
October	3,008	
November	3,578	
December	3,901	
January	4,437	
February	4,879	
March	5,414	
April	5,634	
May	5,636	
June	5,635	

QUALITY

	Quantity	Base Number	Contract	AT	Region	England
% of FP17s for the same patient ID Re-attending within 3 months - Children	25	340	7.4%	11.4%	12.1%	11.5%
% of FP17s for the same patient ID Re-attending within 3 months - Adults	110	775	14.2%	14.9%	15.6%	15.4%
% of FP17s for the same patient ID Re-attending between 3 & 9 months - Children	124	340	36.5%	60.1%	61.2%	59.7%
% of FP17s for the same patient ID Re-attending between 3 & 9 months - Adults	283	775	36.5%	52.8%	54.3%	51.7%
% of FP17s for Band 1 Urgent Courses	61	1,046	5.8%	10.0%	9.1%	9.2%
% of FP17s Relating to Free Repair or Replacements	21	1,046	2.0%	0.9%	0.9%	0.7%
% of FP17s Relating to Continuations	24	1,046	2.3%	0.9%	1.0%	0.8%
% of Patients satisfied with the dentistry they have received	0	0	N/A	94.2%	94.4%	93.5%
% of Patients satisfied with the time they had to wait for an appointment	0	0	N/A	85.2%	88.1%	87.4%

* This is based on patients treated on this contract for their most recent course of treatment.

Figures in italics indicate the base number of FP17s or Patient Questionnaire responses are less than 100. N/A is shown where the base number of responses is less than 10 during the period. % is calculated as Quantity/Base number*100

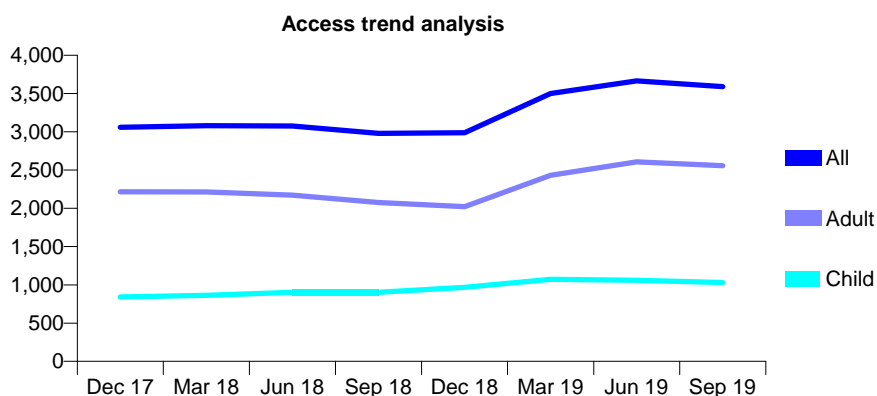
Q47 - Vital Signs At a Glance Contract Report for 567256/0001 - September 2019

Name or company name	Synergy Dental Clinic Blackburn Ltd
Contract type name	GDS Contract
Purpose of contract	General
Contract start date	01/04/2006
Contract end date	

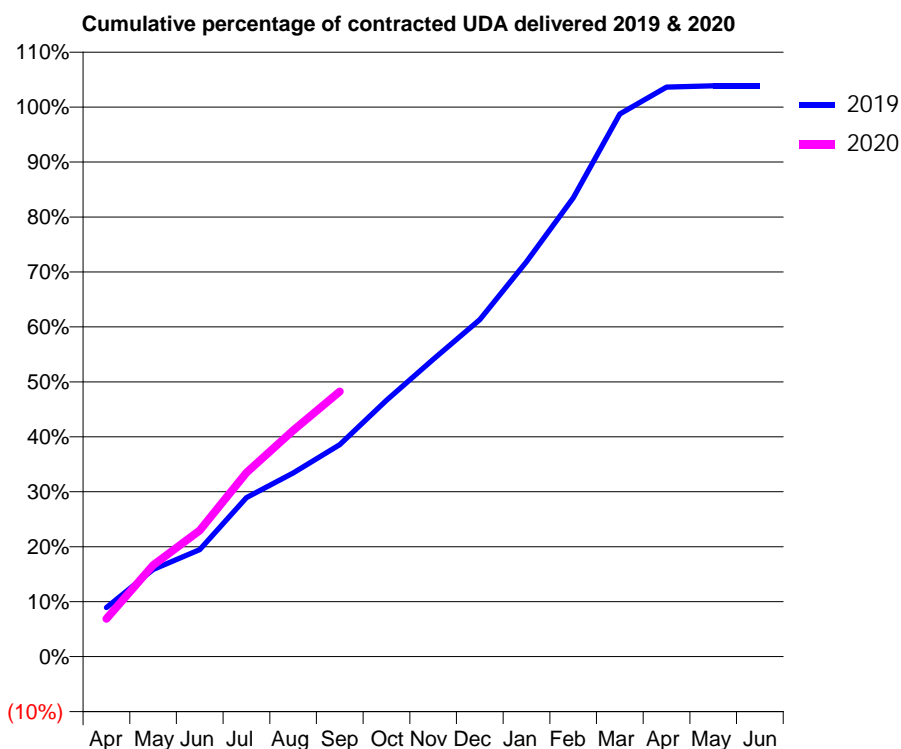
19/20 Contracted general activity (UDA)	7,600
Carry forward general activity (UDA)	0
19/20 Contracted orthodontic activity (UOA)	0
Carry forward orthodontic activity (UOA)	0
Baseline contract value	£193,528.49

ACCESS*

Patients seen in 24 months	Total	Change since previous quarter
Quarter ending September 2018	2,979	
Quarter ending December 2018	2,988	→
Quarter ending March 2019	3,501	↑
Quarter ending June 2019	3,665	↑
Quarter ending September 2019	3,589	↓
Variance since September 2018	20.5%	↑



ACTIVITY



Month	Adjusted Scheduled Activity (UDA)	
	2019	2020
April	678	522
May	1,205	1,266
June	1,479	1,746
July	2,200	2,545
August	2,541	3,129
September	2,931	3,665
October	3,543	
November	4,111	
December	4,659	
January	5,462	
February	6,343	
March	7,504	
April	7,876	
May	7,892	
June	7,892	

QUALITY

	Quantity	Base Number	Contract	AT	Region	England
% of FP17s for the same patient ID Re-attending within 3 months - Children	38	630	6.0%	11.4%	12.1%	11.5%
% of FP17s for the same patient ID Re-attending within 3 months - Adults	133	1,416	9.4%	14.9%	15.6%	15.4%
% of FP17s for the same patient ID Re-attending between 3 & 9 months - Children	350	630	55.6%	60.1%	61.2%	59.7%
% of FP17s for the same patient ID Re-attending between 3 & 9 months - Adults	487	1,416	34.4%	52.8%	54.3%	51.7%
% of FP17s for Band 1 Urgent Courses	95	1,910	5.0%	10.0%	9.1%	9.2%
% of FP17s Relating to Free Repair or Replacements	1	1,910	0.1%	0.9%	0.9%	0.7%
% of FP17s Relating to Continuations	4	1,910	0.2%	0.9%	1.0%	0.8%
% of Patients satisfied with the dentistry they have received	0	0	N/A	94.2%	94.4%	93.5%
% of Patients satisfied with the time they had to wait for an appointment	0	0	N/A	85.2%	88.1%	87.4%

* This is based on patients treated on this contract for their most recent course of treatment. Figures in italics indicate the base number of FP17s or Patient Questionnaire responses are less than 100. N/A is shown where the base number of responses is less than 10 during the period. % is calculated as Quantity/Base number*100

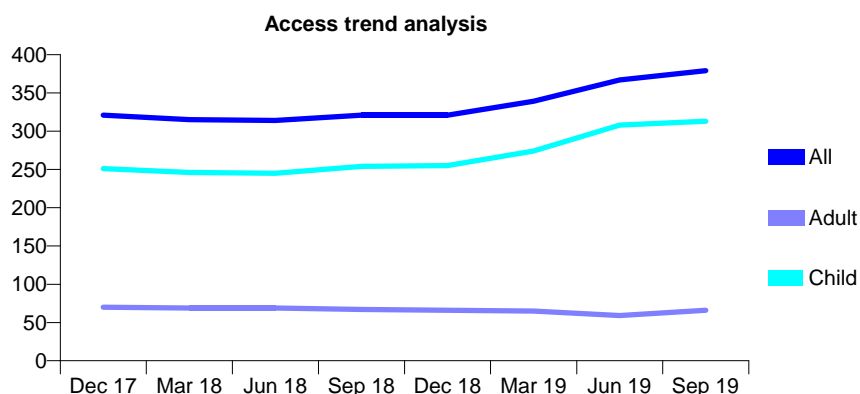
Q47 - Vital Signs At a Glance Contract Report for 570656/0001 - September 2019

Name or company name	MR M WILKINSON
Contract type name	GDS Contract
Purpose of contract	General
Contract start date	01/04/2006
Contract end date	

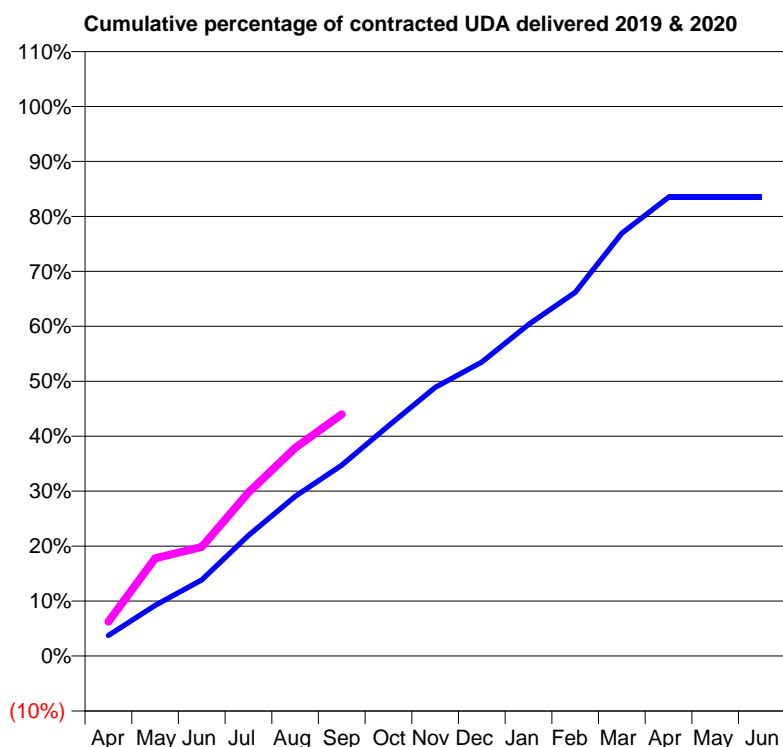
19/20 Contracted general activity (UDA)	720
Carry forward general activity (UDA)	0
19/20 Contracted orthodontic activity (UOA)	0
Carry forward orthodontic activity (UOA)	0
Baseline contract value	£16,876.16

ACCESS*

Patients seen in 24 months	Total	Change since previous quarter
Quarter ending September 2018	321	
Quarter ending December 2018	321	→
Quarter ending March 2019	339	↑
Quarter ending June 2019	367	↑
Quarter ending September 2019	379	↑
Variance since September 2018	18.1%	↑



ACTIVITY



Month	Adjusted Scheduled Activity (UDA)	
	2019	2020
April	27	45
May	66	128
June	100	143
July	158	214
August	209	273
September	250	317
October	302	
November	352	
December	385	
January	434	
February	477	
March	554	
April	601	
May	601	
June	601	

QUALITY

	Quantity	Base Number	Contract	AT	Region	England
% of FP17s for the same patient ID Re-attending within 3 months - Children	10	252	4.0%	11.4%	12.1%	11.5%
% of FP17s for the same patient ID Re-attending within 3 months - Adults	1	29	3.4%	14.9%	15.6%	15.4%
% of FP17s for the same patient ID Re-attending between 3 & 9 months - Children	164	252	65.1%	60.1%	61.2%	59.7%
% of FP17s for the same patient ID Re-attending between 3 & 9 months - Adults	16	29	55.2%	52.8%	54.3%	51.7%
% of FP17s for Band 1 Urgent Courses	8	246	3.3%	10.0%	9.1%	9.2%
% of FP17s Relating to Free Repair or Replacements	0	246	0.0%	0.9%	0.9%	0.7%
% of FP17s Relating to Continuations	0	246	0.0%	0.9%	1.0%	0.8%
% of Patients satisfied with the dentistry they have received	0	0	N/A	94.2%	94.4%	93.5%
% of Patients satisfied with the time they had to wait for an appointment	0	0	N/A	85.2%	88.1%	87.4%

* This is based on patients treated on this contract for their most recent course of treatment. Figures in italics indicate the base number of FP17s or Patient Questionnaire responses are less than 100. N/A is shown where the base number of responses is less than 10 during the period. % is calculated as Quantity/Base number*100

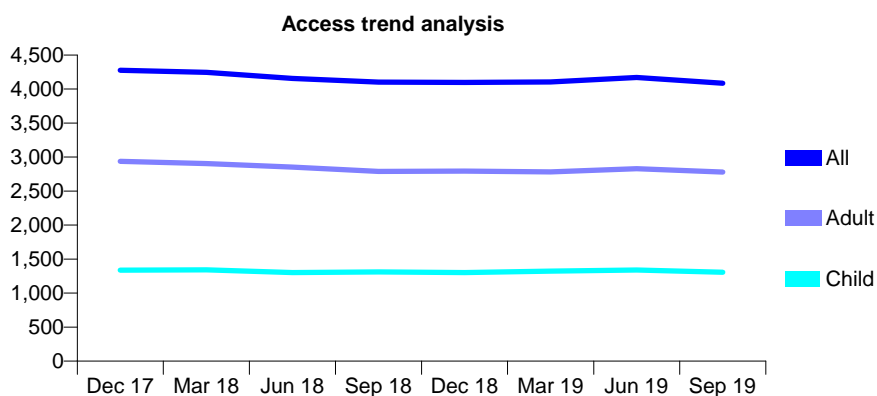
Q47 - Vital Signs At a Glance Contract Report for 572608/0001 - September 2019

Name or company name	Mr A Malik
Contract type name	GDS Contract
Purpose of contract	General
Contract start date	01/04/2006
Contract end date	

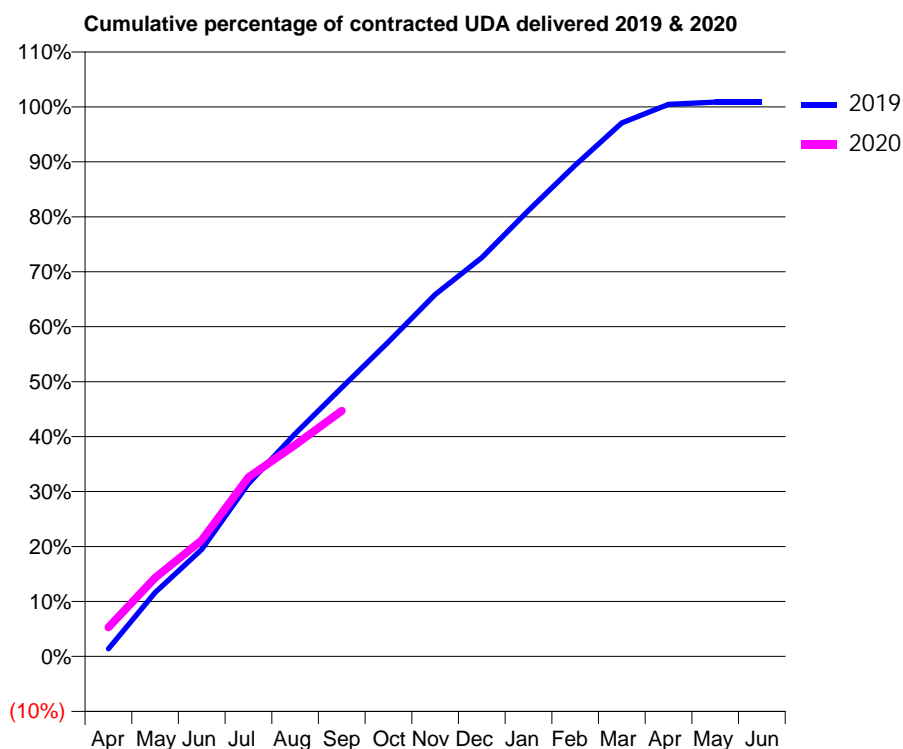
19/20 Contracted general activity (UDA)	12,946
Carry forward general activity (UDA)	0
19/20 Contracted orthodontic activity (UOA)	0
Carry forward orthodontic activity (UOA)	0
Baseline contract value	£382,617.76

ACCESS*

Patients seen in 24 months	Total	Change since previous quarter
Quarter ending September 2018	4,102	
Quarter ending December 2018	4,098	→
Quarter ending March 2019	4,104	→
Quarter ending June 2019	4,169	→
Quarter ending September 2019	4,086	↓
Variance since September 2018	(0.4%)	→



ACTIVITY



Month	2019	2020
April	182	683
May	1,508	1,855
June	2,521	2,737
July	4,069	4,221
August	5,249	4,985
September	6,332	5,784
October	7,408	
November	8,527	
December	9,395	
January	10,503	
February	11,573	
March	12,569	
April	13,003	
May	13,059	
June	13,058	

QUALITY

	Quantity	Base Number	Contract	AT	Region	England
% of FP17s for the same patient ID Re-attending within 3 months - Children	115	869	13.2%	11.4%	12.1%	11.5%
% of FP17s for the same patient ID Re-attending within 3 months - Adults	505	1,943	26.0%	14.9%	15.6%	15.4%
% of FP17s for the same patient ID Re-attending between 3 & 9 months - Children	407	869	46.8%	60.1%	61.2%	59.7%
% of FP17s for the same patient ID Re-attending between 3 & 9 months - Adults	743	1,943	38.2%	52.8%	54.3%	51.7%
% of FP17s for Band 1 Urgent Courses	545	2,579	21.1%	10.0%	9.1%	9.2%
% of FP17s Relating to Free Repair or Replacements	27	2,579	1.0%	0.9%	0.9%	0.7%
% of FP17s Relating to Continuations	42	2,579	1.6%	0.9%	1.0%	0.8%
% of Patients satisfied with the dentistry they have received	1	1	N/A	94.2%	94.4%	93.5%
% of Patients satisfied with the time they had to wait for an appointment	1	1	N/A	85.2%	88.1%	87.4%

* This is based on patients treated on this contract for their most recent course of treatment. Figures in italics indicate the base number of FP17s or Patient Questionnaire responses are less than 100. N/A is shown where the base number of responses is less than 10 during the period. % is calculated as Quantity/Base number*100

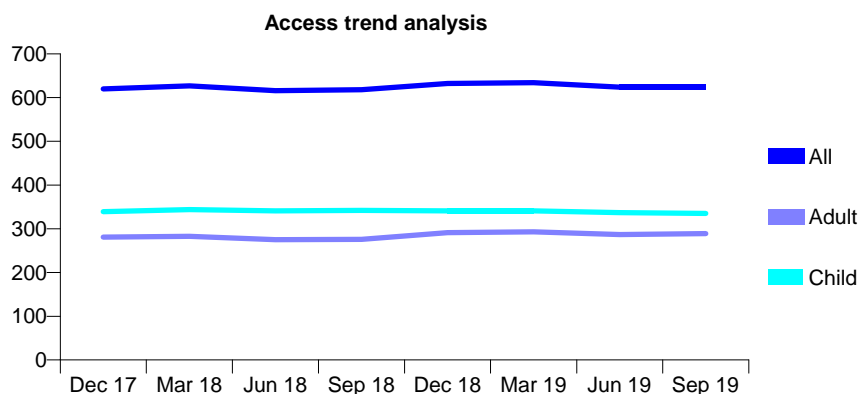
Q47 - Vital Signs At a Glance Contract Report for 574651/0001 - September 2019

Name or company name	MISS CL ALLEN
Contract type name	GDS Contract
Purpose of contract	General
Contract start date	01/04/2006
Contract end date	

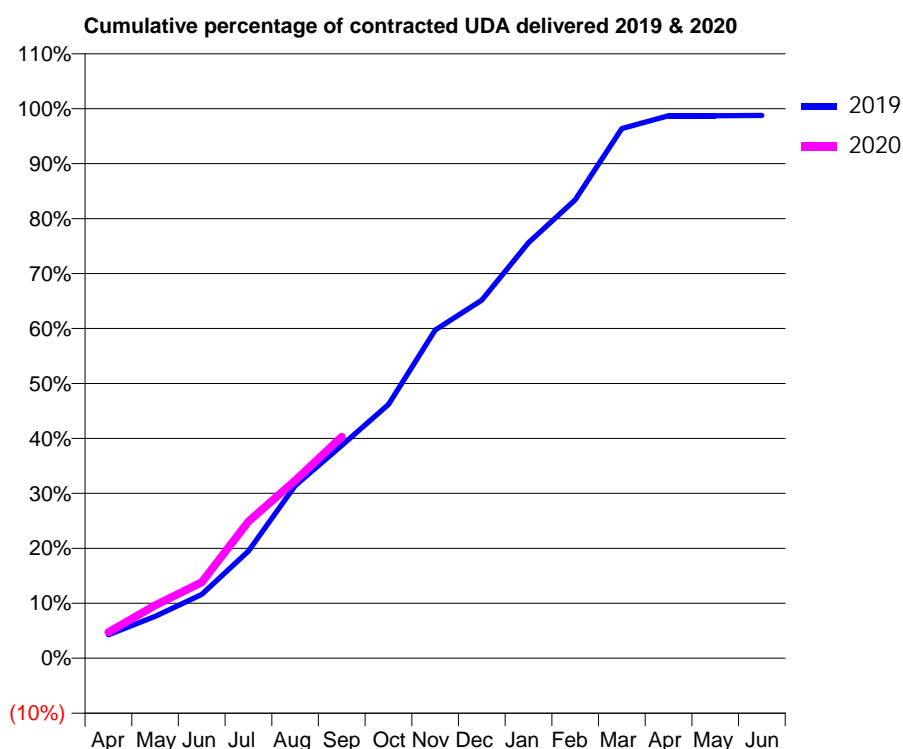
19/20 Contracted general activity (UDA)	1,561
Carry forward general activity (UDA)	0
19/20 Contracted orthodontic activity (UOA)	0
Carry forward orthodontic activity (UOA)	0
Baseline contract value	£43,581.94

ACCESS*

Patients seen in 24 months	Total	Change since previous quarter
Quarter ending September 2018	618	
Quarter ending December 2018	632	↑
Quarter ending March 2019	634	→
Quarter ending June 2019	624	↓
Quarter ending September 2019	624	→
Variance since September 2018	1.0%	→



ACTIVITY



Month	2019	2020
April	67	74
May	119	150
June	181	216
July	304	389
August	490	505
September	604	629
October	721	
November	932	
December	1,017	
January	1,181	
February	1,302	
March	1,505	
April	1,541	
May	1,541	
June	1,542	

QUALITY

	Quantity	Base Number	Contract	AT	Region	England
% of FP17s for the same patient ID Re-attending within 3 months - Children	22	287	7.7%	11.4%	12.1%	11.5%
% of FP17s for the same patient ID Re-attending within 3 months - Adults	19	182	10.4%	14.9%	15.6%	15.4%
% of FP17s for the same patient ID Re-attending between 3 & 9 months - Children	210	287	73.2%	60.1%	61.2%	59.7%
% of FP17s for the same patient ID Re-attending between 3 & 9 months - Adults	127	182	69.8%	52.8%	54.3%	51.7%
% of FP17s for Band 1 Urgent Courses	15	449	3.3%	10.0%	9.1%	9.2%
% of FP17s Relating to Free Repair or Replacements	0	449	0.0%	0.9%	0.9%	0.7%
% of FP17s Relating to Continuations	0	449	0.0%	0.9%	1.0%	0.8%
% of Patients satisfied with the dentistry they have received	0	0	N/A	94.2%	94.4%	93.5%
% of Patients satisfied with the time they had to wait for an appointment	0	0	N/A	85.2%	88.1%	87.4%

* This is based on patients treated on this contract for their most recent course of treatment.

Figures in italics indicate the base number of FP17s or Patient Questionnaire responses are less than 100. N/A is shown where the base number of responses is less than 10 during the period. % is calculated as Quantity/Base number*100

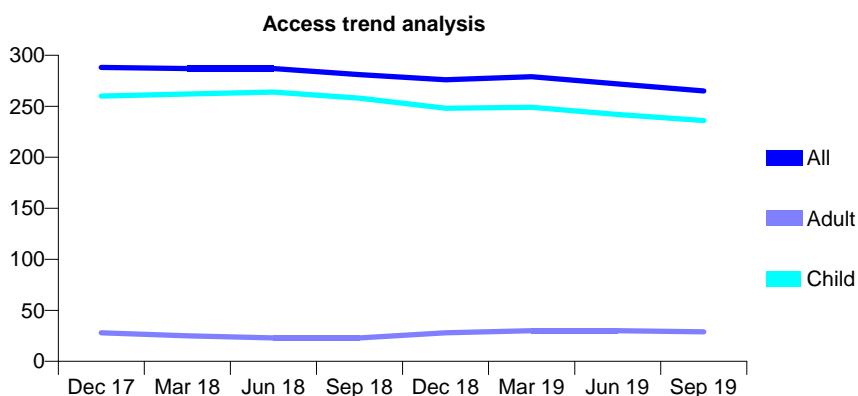
Q47 - Vital Signs At a Glance Contract Report for 575577/0001 - September 2019

Name or company name	MR JR VALENTINE
Contract type name	GDS Contract
Purpose of contract	General
Contract start date	01/04/2006
Contract end date	

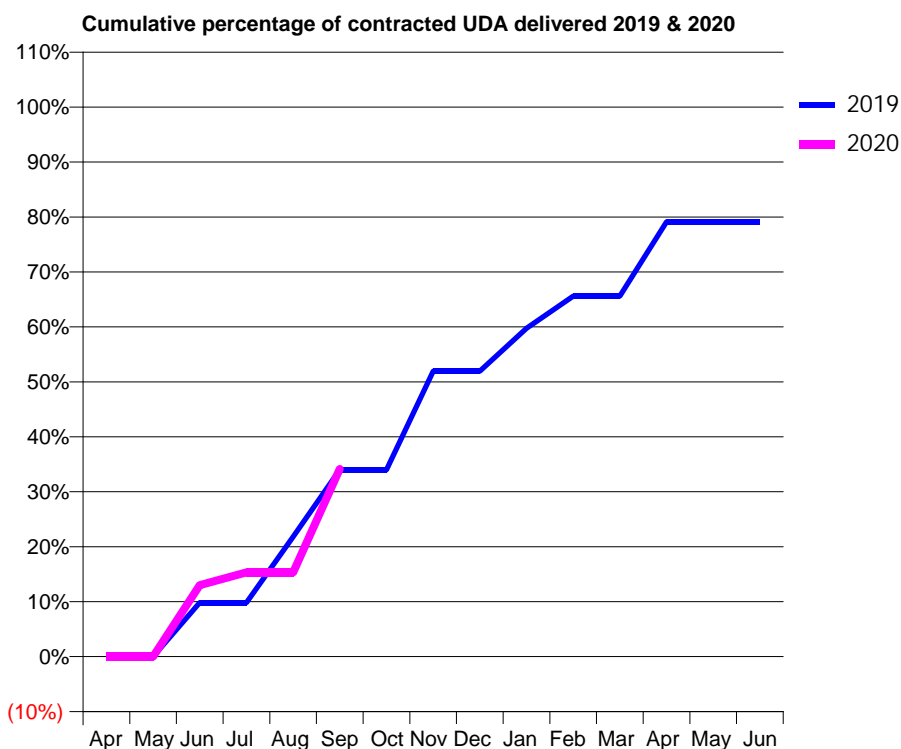
19/20 Contracted general activity (UDA)	600
Carry forward general activity (UDA)	0
19/20 Contracted orthodontic activity (UOA)	0
Carry forward orthodontic activity (UOA)	0
Baseline contract value	£11,440.12

ACCESS*

Patients seen in 24 months	Total	Change since previous quarter
Quarter ending September 2018	281	
Quarter ending December 2018	276	↓
Quarter ending March 2019	279	→
Quarter ending June 2019	272	↓
Quarter ending September 2019	265	↓
Variance since September 2018	(5.7%)	↓



ACTIVITY



Month	Adjusted Scheduled Activity (UDA)	
	2019	2020
April	0	0
May	0	0
June	59	78
July	59	92
August	131	92
September	204	205
October	204	
November	312	
December	312	
January	359	
February	394	
March	394	
April	475	
May	475	
June	475	

QUALITY

	Quantity	Base Number	Contract	AT	Region	England
% of FP17s for the same patient ID Re-attending within 3 months - Children	26	257	10.1%	11.4%	12.1%	11.5%
% of FP17s for the same patient ID Re-attending within 3 months - Adults	0	0	N/A	14.9%	15.6%	15.4%
% of FP17s for the same patient ID Re-attending between 3 & 9 months - Children	163	257	63.4%	60.1%	61.2%	59.7%
% of FP17s for the same patient ID Re-attending between 3 & 9 months - Adults	0	0	N/A	52.8%	54.3%	51.7%
% of FP17s for Band 1 Urgent Courses	0	180	0.0%	10.0%	9.1%	9.2%
% of FP17s Relating to Free Repair or Replacements	0	180	0.0%	0.9%	0.9%	0.7%
% of FP17s Relating to Continuations	0	180	0.0%	0.9%	1.0%	0.8%
% of Patients satisfied with the dentistry they have received	0	0	N/A	94.2%	94.4%	93.5%
% of Patients satisfied with the time they had to wait for an appointment	0	0	N/A	85.2%	88.1%	87.4%

* This is based on patients treated on this contract for their most recent course of treatment. Figures in italics indicate the base number of FP17s or Patient Questionnaire responses are less than 100. N/A is shown where the base number of responses is less than 10 during the period. % is calculated as Quantity/Base number*100

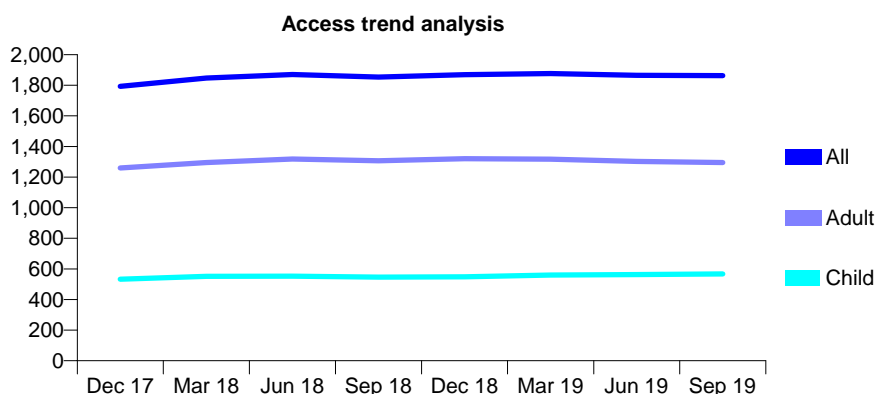
Q47 - Vital Signs At a Glance Contract Report for 604860/0001 - September 2019

Name or company name	MR SA BATE
Contract type name	GDS Contract
Purpose of contract	General
Contract start date	01/10/2010
Contract end date	

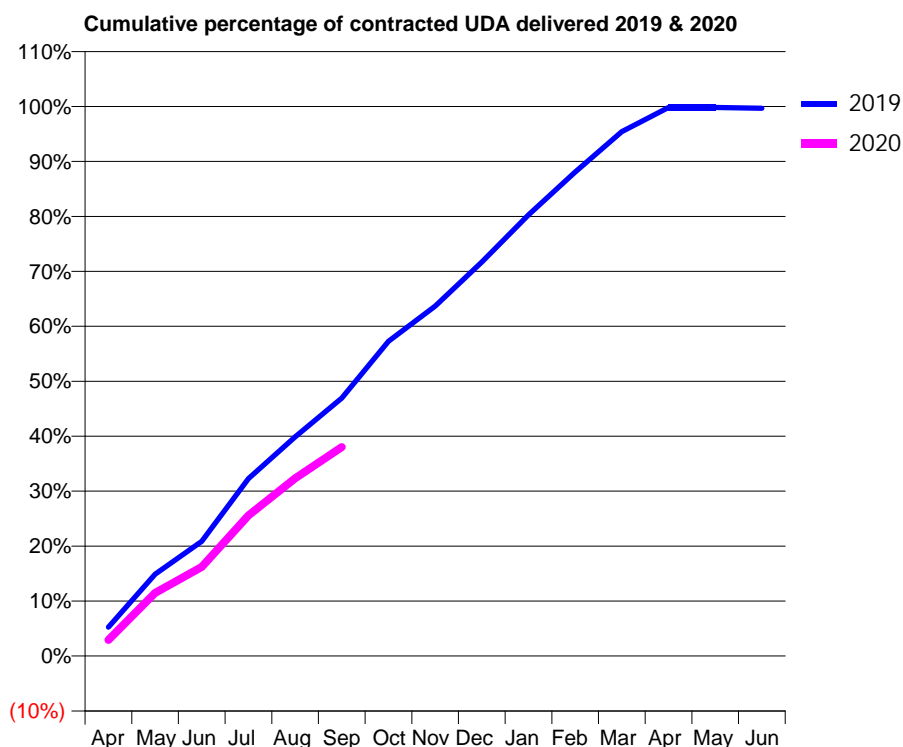
19/20 Contracted general activity (UDA)	7,000
Carry forward general activity (UDA)	0
19/20 Contracted orthodontic activity (UOA)	0
Carry forward orthodontic activity (UOA)	0
Baseline contract value	£177,133.37

ACCESS*

Patients seen in 24 months	Total	Change since previous quarter
Quarter ending September 2018	1,853	
Quarter ending December 2018	1,869	→
Quarter ending March 2019	1,877	→
Quarter ending June 2019	1,865	→
Quarter ending September 2019	1,863	→
Variance since September 2018	0.5%	→



ACTIVITY



Month	Adjusted Scheduled Activity (UDA)	
	2019	2020
April	367	205
May	1,043	805
June	1,462	1,136
July	2,261	1,791
August	2,792	2,263
September	3,284	2,662
October	4,010	
November	4,456	
December	5,017	
January	5,618	
February	6,165	
March	6,680	
April	6,987	
May	6,987	
June	6,977	

QUALITY

	Quantity	Base Number	Contract	AT	Region	England
% of FP17s for the same patient ID Re-attending within 3 months - Children	45	537	8.4%	11.4%	12.1%	11.5%
% of FP17s for the same patient ID Re-attending within 3 months - Adults	180	1,065	16.9%	14.9%	15.6%	15.4%
% of FP17s for the same patient ID Re-attending between 3 & 9 months - Children	417	537	77.7%	60.1%	61.2%	59.7%
% of FP17s for the same patient ID Re-attending between 3 & 9 months - Adults	691	1,065	64.9%	52.8%	54.3%	51.7%
% of FP17s for Band 1 Urgent Courses	78	1,442	5.4%	10.0%	9.1%	9.2%
% of FP17s Relating to Free Repair or Replacements	19	1,442	1.3%	0.9%	0.9%	0.7%
% of FP17s Relating to Continuations	9	1,442	0.6%	0.9%	1.0%	0.8%
% of Patients satisfied with the dentistry they have received	2	2	N/A	94.2%	94.4%	93.5%
% of Patients satisfied with the time they had to wait for an appointment	2	2	N/A	85.2%	88.1%	87.4%

* This is based on patients treated on this contract for their most recent course of treatment. Figures in italics indicate the base number of FP17s or Patient Questionnaire responses are less than 100. N/A is shown where the base number of responses is less than 10 during the period. % is calculated as Quantity/Base number*100

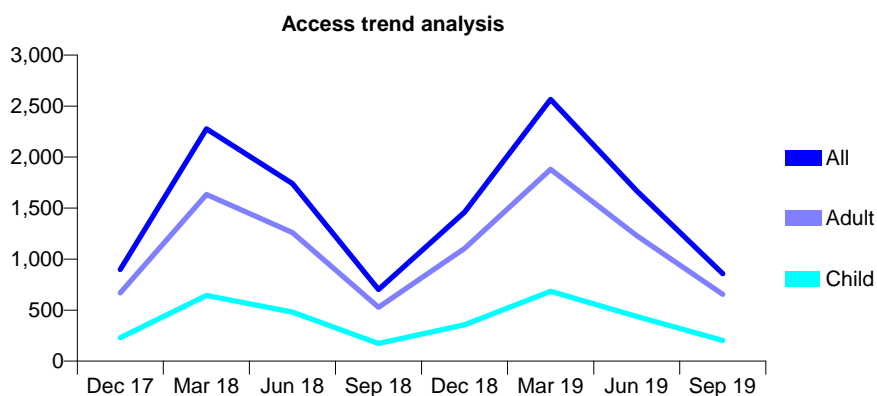
Q47 - Vital Signs At a Glance Contract Report for 629081/0001 - September 2019

Name or company name	Drakes Dental Care
Contract type name	GDS Contract
Purpose of contract	General
Contract start date	01/04/2006
Contract end date	

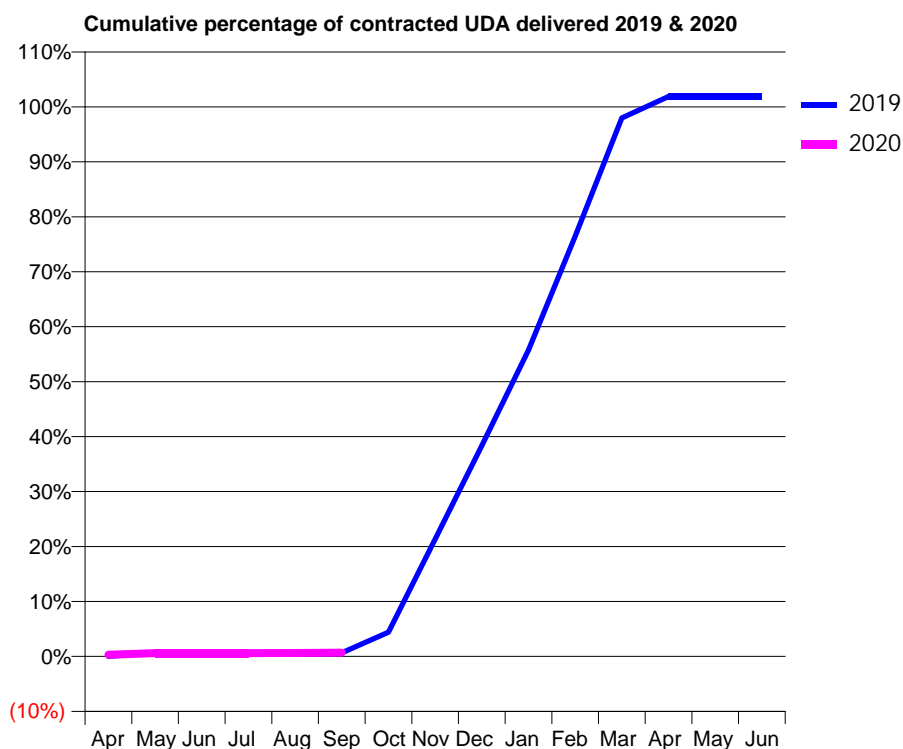
19/20 Contracted general activity (UDA)	5,275
Carry forward general activity (UDA)	0
19/20 Contracted orthodontic activity (UOA)	0
Carry forward orthodontic activity (UOA)	0
Baseline contract value	£122,788.77

ACCESS*

Patients seen in 24 months	Total	Change since previous quarter
Quarter ending September 2018	701	
Quarter ending December 2018	1,461	↑
Quarter ending March 2019	2,565	↑
Quarter ending June 2019	1,670	↓
Quarter ending September 2019	857	↓
Variance since September 2018	22.3%	↑



ACTIVITY



Month	Adjusted Scheduled Activity (UDA)	
	2019	2020
April	0	16
May	29	31
June	29	31
July	29	31
August	29	34
September	29	37
October	193	
November	936	
December	1,679	
January	2,443	
February	3,352	
March	4,292	
April	4,463	
May	4,463	
June	4,463	

QUALITY

	Quantity	Base Number	Contract	AT	Region	England
% of FP17s for the same patient ID Re-attending within 3 months - Children	1	24	4.2%	11.4%	12.1%	11.5%
% of FP17s for the same patient ID Re-attending within 3 months - Adults	12	79	15.2%	14.9%	15.6%	15.4%
% of FP17s for the same patient ID Re-attending between 3 & 9 months - Children	5	24	20.8%	60.1%	61.2%	59.7%
% of FP17s for the same patient ID Re-attending between 3 & 9 months - Adults	5	79	6.3%	52.8%	54.3%	51.7%
% of FP17s for Band 1 Urgent Courses	0	7	0.0%	10.0%	9.1%	9.2%
% of FP17s Relating to Free Repair or Replacements	2	7	28.6%	0.9%	0.9%	0.7%
% of FP17s Relating to Continuations	0	7	0.0%	0.9%	1.0%	0.8%
% of Patients satisfied with the dentistry they have received	1	1	N/A	94.2%	94.4%	93.5%
% of Patients satisfied with the time they had to wait for an appointment	1	1	N/A	85.2%	88.1%	87.4%

* This is based on patients treated on this contract for their most recent course of treatment. Figures in italics indicate the base number of FP17s or Patient Questionnaire responses are less than 100. N/A is shown where the base number of responses is less than 10 during the period. % is calculated as Quantity/Base number*100

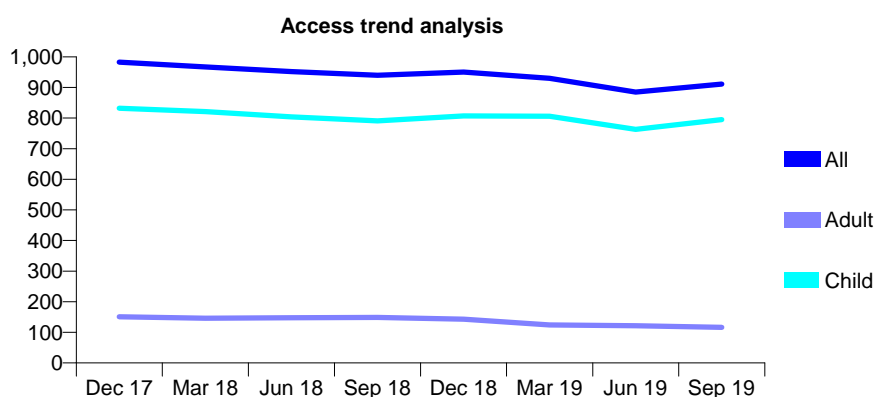
Q47 - Vital Signs At a Glance Contract Report for 629154/0003 - September 2019

Name or company name	Denpoint Dental Care
Contract type name	GDS Contract
Purpose of contract	General and Orthodontic
Contract start date	01/06/2008
Contract end date	

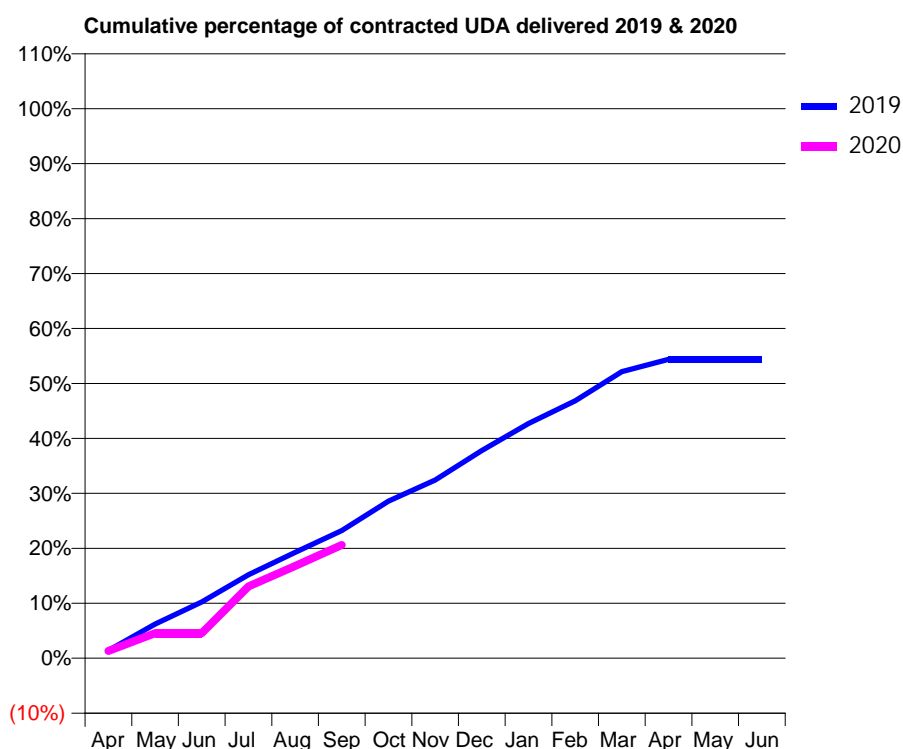
19/20 Contracted general activity (UDA)	3,050
Carry forward general activity (UDA)	0
19/20 Contracted orthodontic activity (UOA)	1,150
Carry forward orthodontic activity (UOA)	0
Baseline contract value	£159,855.81

ACCESS*

Patients seen in 24 months	Total	Change since previous quarter
Quarter ending September 2018	940	
Quarter ending December 2018	950	→
Quarter ending March 2019	930	↓
Quarter ending June 2019	885	↓
Quarter ending September 2019	911	↑
Variance since September 2018	(3.1%)	↓



ACTIVITY



Month	2019	2020
April	43	40
May	190	139
June	312	139
July	463	399
August	588	513
September	708	629
October	872	
November	989	
December	1,153	
January	1,303	
February	1,429	
March	1,590	
April	1,659	
May	1,659	
June	1,659	

QUALITY

	Quantity	Base Number	Contract	AT	Region	England
% of FP17s for the same patient ID Re-attending within 3 months - Children	72	581	12.4%	11.4%	12.1%	11.5%
% of FP17s for the same patient ID Re-attending within 3 months - Adults	1	15	6.7%	14.9%	15.6%	15.4%
% of FP17s for the same patient ID Re-attending between 3 & 9 months - Children	278	581	47.8%	60.1%	61.2%	59.7%
% of FP17s for the same patient ID Re-attending between 3 & 9 months - Adults	6	15	40.0%	52.8%	54.3%	51.7%
% of FP17s for Band 1 Urgent Courses	8	467	1.7%	10.0%	9.1%	9.2%
% of FP17s Relating to Free Repair or Replacements	0	467	0.0%	0.9%	0.9%	0.7%
% of FP17s Relating to Continuations	0	467	0.0%	0.9%	1.0%	0.8%
% of Patients satisfied with the dentistry they have received	0	0	N/A	94.2%	94.4%	93.5%
% of Patients satisfied with the time they had to wait for an appointment	0	0	N/A	85.2%	88.1%	87.4%

* This is based on patients treated on this contract for their most recent course of treatment.

Figures in italics indicate the base number of FP17s or Patient Questionnaire responses are less than 100. N/A is shown where the base number of responses is less than 10 during the period. % is calculated as Quantity/Base number*100

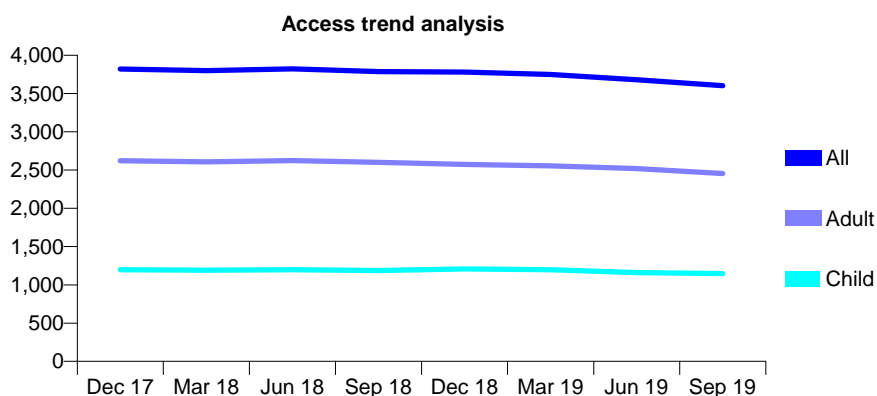
Q47 - Vital Signs At a Glance Contract Report for 629316/0001 - September 2019

Name or company name	Mr Waqar Mohammed
Contract type name	GDS Contract
Purpose of contract	General
Contract start date	01/04/2006
Contract end date	

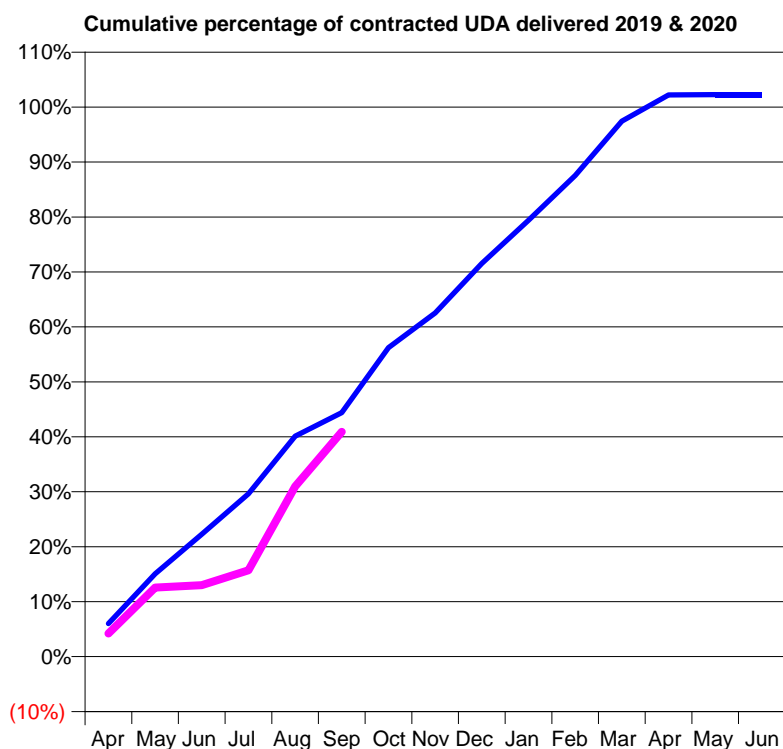
19/20 Contracted general activity (UDA)	13,319
Carry forward general activity (UDA)	0
19/20 Contracted orthodontic activity (UOA)	0
Carry forward orthodontic activity (UOA)	0
Baseline contract value	£411,163.21

ACCESS*

Patients seen in 24 months	Total	Change since previous quarter
Quarter ending September 2018	3,787	
Quarter ending December 2018	3,781	→
Quarter ending March 2019	3,750	→
Quarter ending June 2019	3,680	↓
Quarter ending September 2019	3,603	↓
Variance since September 2018	(4.9%)	↓



ACTIVITY



Month	Adjusted Scheduled Activity (UDA)	
	2019	2020
April	798	562
May	2,008	1,672
June	2,965	1,733
July	3,948	2,093
August	5,345	4,126
September	5,914	5,449
October	7,488	
November	8,332	
December	9,531	
January	10,578	
February	11,660	
March	12,976	
April	13,611	
May	13,620	
June	13,620	

QUALITY

	Quantity	Base Number	Contract	AT	Region	England
% of FP17s for the same patient ID Re-attending within 3 months - Children	44	785	5.6%	11.4%	12.1%	11.5%
% of FP17s for the same patient ID Re-attending within 3 months - Adults	153	1,547	9.9%	14.9%	15.6%	15.4%
% of FP17s for the same patient ID Re-attending between 3 & 9 months - Children	463	785	59.0%	60.1%	61.2%	59.7%
% of FP17s for the same patient ID Re-attending between 3 & 9 months - Adults	887	1,547	57.3%	52.8%	54.3%	51.7%
% of FP17s for Band 1 Urgent Courses	80	2,086	3.8%	10.0%	9.1%	9.2%
% of FP17s Relating to Free Repair or Replacements	11	2,086	0.5%	0.9%	0.9%	0.7%
% of FP17s Relating to Continuations	3	2,086	0.1%	0.9%	1.0%	0.8%
% of Patients satisfied with the dentistry they have received	1	1	N/A	94.2%	94.4%	93.5%
% of Patients satisfied with the time they had to wait for an appointment	1	1	N/A	85.2%	88.1%	87.4%

* This is based on patients treated on this contract for their most recent course of treatment. Figures in italics indicate the base number of FP17s or Patient Questionnaire responses are less than 100. N/A is shown where the base number of responses is less than 10 during the period. % is calculated as Quantity/Base number*100

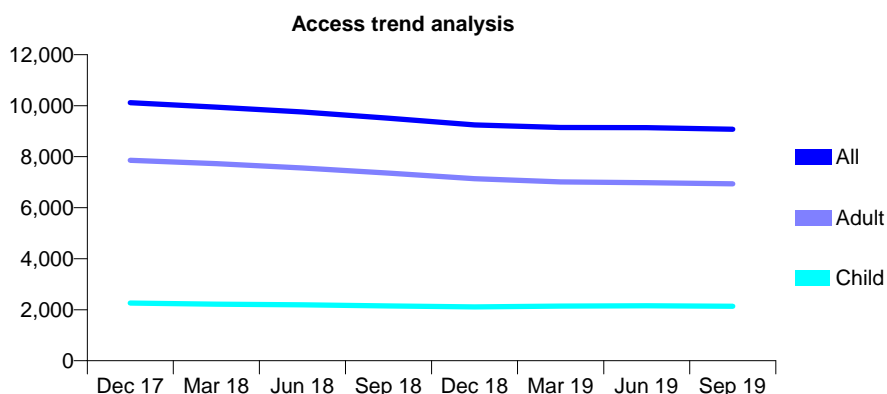
Q47 - Vital Signs At a Glance Contract Report for 635944/0001 - September 2019

Name or company name	Dr J E Cornall and Dr A Giaziri
Contract type name	GDS Contract
Purpose of contract	General
Contract start date	01/04/2006
Contract end date	

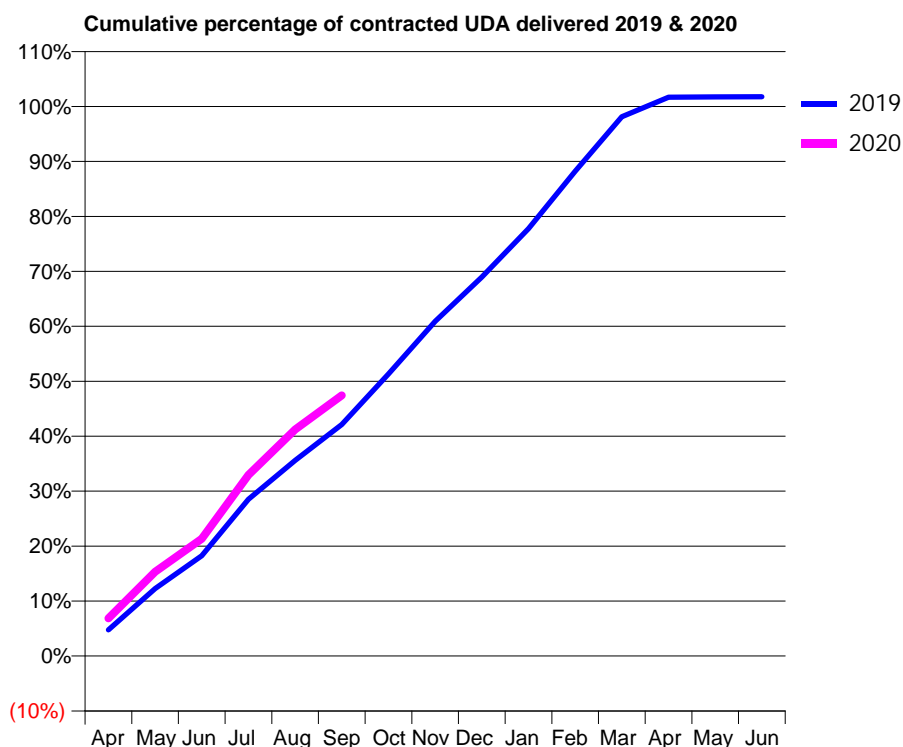
19/20 Contracted general activity (UDA)	23,341
Carry forward general activity (UDA)	-412
19/20 Contracted orthodontic activity (UOA)	0
Carry forward orthodontic activity (UOA)	0
Baseline contract value	£603,476.70

ACCESS*

Patients seen in 24 months	Total	Change since previous quarter
Quarter ending September 2018	9,510	
Quarter ending December 2018	9,245	↓
Quarter ending March 2019	9,147	↓
Quarter ending June 2019	9,139	→
Quarter ending September 2019	9,072	→
Variance since September 2018	(4.6%)	↓



ACTIVITY



Month	Adjusted Scheduled Activity (UDA)	
	2019	2020
April	1,116	1,599
May	2,865	3,574
June	4,264	4,980
July	6,657	7,689
August	8,313	9,620
September	9,831	11,070
October	11,985	
November	14,213	
December	16,097	
January	18,148	
February	20,593	
March	22,902	
April	23,731	
May	23,747	
June	23,753	

QUALITY

	Quantity	Base Number	Contract	AT	Region	England
% of FP17s for the same patient ID Re-attending within 3 months - Children	127	1,640	7.7%	11.4%	12.1%	11.5%
% of FP17s for the same patient ID Re-attending within 3 months - Adults	724	4,826	15.0%	14.9%	15.6%	15.4%
% of FP17s for the same patient ID Re-attending between 3 & 9 months - Children	1,038	1,640	63.3%	60.1%	61.2%	59.7%
% of FP17s for the same patient ID Re-attending between 3 & 9 months - Adults	2,522	4,826	52.3%	52.8%	54.3%	51.7%
% of FP17s for Band 1 Urgent Courses	796	6,053	13.2%	10.0%	9.1%	9.2%
% of FP17s Relating to Free Repair or Replacements	28	6,053	0.5%	0.9%	0.9%	0.7%
% of FP17s Relating to Continuations	17	6,053	0.3%	0.9%	1.0%	0.8%
% of Patients satisfied with the dentistry they have received	3	3	N/A	94.2%	94.4%	93.5%
% of Patients satisfied with the time they had to wait for an appointment	3	3	N/A	85.2%	88.1%	87.4%

* This is based on patients treated on this contract for their most recent course of treatment. Figures in italics indicate the base number of FP17s or Patient Questionnaire responses are less than 100. N/A is shown where the base number of responses is less than 10 during the period. % is calculated as Quantity/Base number*100

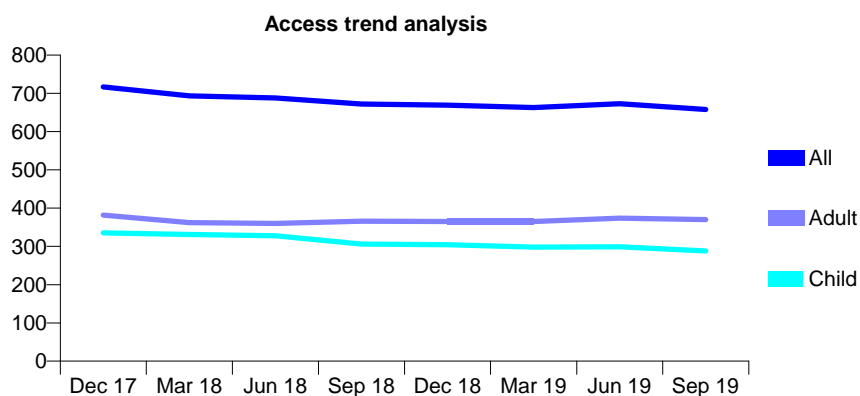
Q47 - Vital Signs At a Glance Contract Report for 635960/0001 - September 2019

Name or company name	MR AP OVENDEN
Contract type name	GDS Contract
Purpose of contract	General
Contract start date	01/04/2006
Contract end date	

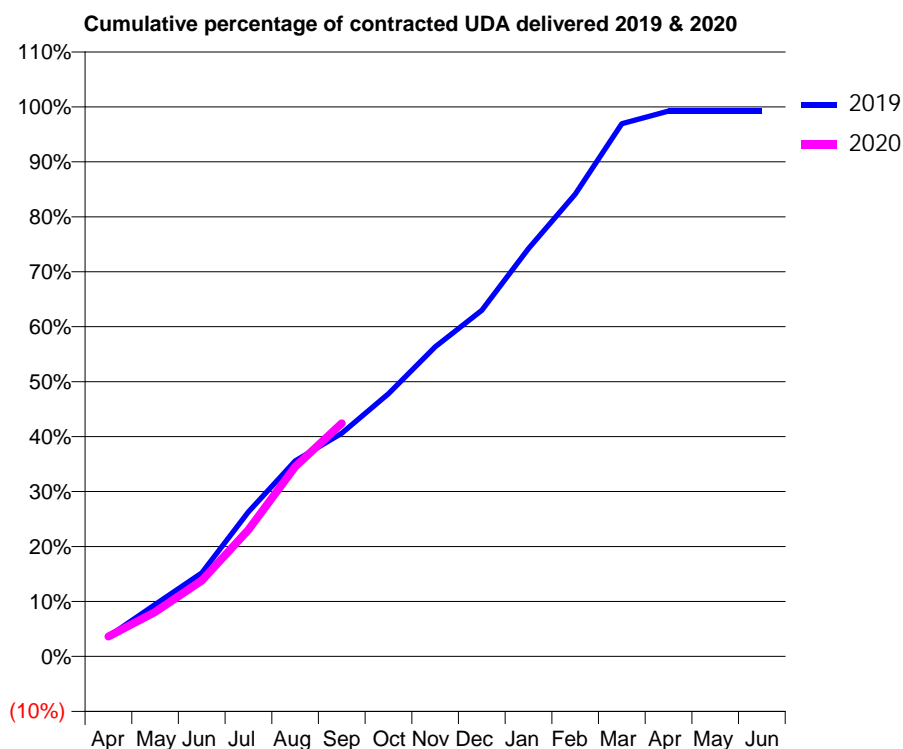
19/20 Contracted general activity (UDA)	1,600
Carry forward general activity (UDA)	12
19/20 Contracted orthodontic activity (UOA)	0
Carry forward orthodontic activity (UOA)	0
Baseline contract value	£44,585.49

ACCESS*

Patients seen in 24 months	Total	Change since previous quarter
Quarter ending September 2018	672	
Quarter ending December 2018	669	→
Quarter ending March 2019	663	→
Quarter ending June 2019	673	→
Quarter ending September 2019	658	↓
Variance since September 2018	(2.1%)	↓



ACTIVITY



Month	Adjusted Scheduled Activity (UDA)	
	2019	2020
April	58	58
May	151	129
June	243	221
July	421	369
August	569	552
September	650	679
October	765	
November	901	
December	1,008	
January	1,188	
February	1,346	
March	1,551	
April	1,588	
May	1,588	
June	1,588	

QUALITY

	Quantity	Base Number	Contract	AT	Region	England
% of FP17s for the same patient ID Re-attending within 3 months - Children	10	239	4.2%	11.4%	12.1%	11.5%
% of FP17s for the same patient ID Re-attending within 3 months - Adults	20	234	8.5%	14.9%	15.6%	15.4%
% of FP17s for the same patient ID Re-attending between 3 & 9 months - Children	176	239	73.6%	60.1%	61.2%	59.7%
% of FP17s for the same patient ID Re-attending between 3 & 9 months - Adults	144	234	61.5%	52.8%	54.3%	51.7%
% of FP17s for Band 1 Urgent Courses	8	444	1.8%	10.0%	9.1%	9.2%
% of FP17s Relating to Free Repair or Replacements	0	444	0.0%	0.9%	0.9%	0.7%
% of FP17s Relating to Continuations	0	444	0.0%	0.9%	1.0%	0.8%
% of Patients satisfied with the dentistry they have received	0	0	N/A	94.2%	94.4%	93.5%
% of Patients satisfied with the time they had to wait for an appointment	0	0	N/A	85.2%	88.1%	87.4%

* This is based on patients treated on this contract for their most recent course of treatment. Figures in italics indicate the base number of FP17s or Patient Questionnaire responses are less than 100. N/A is shown where the base number of responses is less than 10 during the period. % is calculated as Quantity/Base number*100

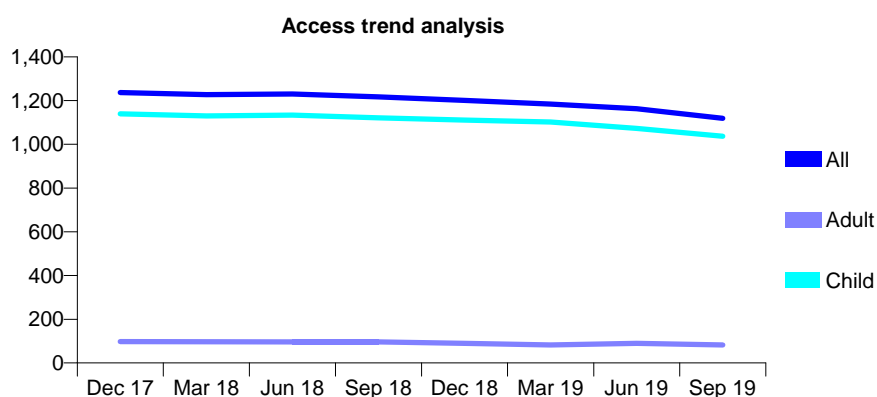
Q47 - Vital Signs At a Glance Contract Report for 638552/0001 - September 2019

Name or company name	MR PM BROOKS
Contract type name	GDS Contract
Purpose of contract	General
Contract start date	01/04/2006
Contract end date	

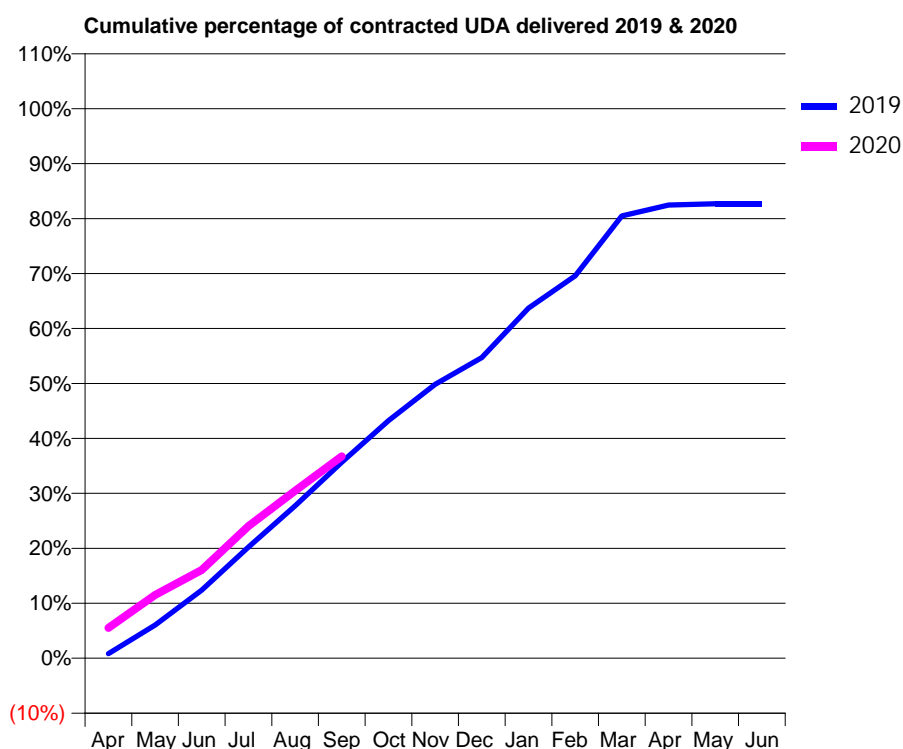
19/20 Contracted general activity (UDA)	2,300
Carry forward general activity (UDA)	0
19/20 Contracted orthodontic activity (UOA)	0
Carry forward orthodontic activity (UOA)	0
Baseline contract value	£51,117.18

ACCESS*

Patients seen in 24 months	Total	Change since previous quarter
Quarter ending September 2018	1,217	
Quarter ending December 2018	1,201	↓
Quarter ending March 2019	1,184	↓
Quarter ending June 2019	1,163	↓
Quarter ending September 2019	1,119	↓
Variance since September 2018	(8.1%)	↓



ACTIVITY



Month	2019	2020
April	19	127
May	139	265
June	285	369
July	465	553
August	638	701
September	820	845
October	994	
November	1,147	
December	1,259	
January	1,466	
February	1,601	
March	1,851	
April	1,897	
May	1,902	
June	1,902	

QUALITY

	Quantity	Base Number	Contract	AT	Region	England
% of FP17s for the same patient ID Re-attending within 3 months - Children	29	654	4.4%	11.4%	12.1%	11.5%
% of FP17s for the same patient ID Re-attending within 3 months - Adults	0	0	N/A	14.9%	15.6%	15.4%
% of FP17s for the same patient ID Re-attending between 3 & 9 months - Children	399	654	61.0%	60.1%	61.2%	59.7%
% of FP17s for the same patient ID Re-attending between 3 & 9 months - Adults	0	0	N/A	52.8%	54.3%	51.7%
% of FP17s for Band 1 Urgent Courses	0	615	0.0%	10.0%	9.1%	9.2%
% of FP17s Relating to Free Repair or Replacements	0	615	0.0%	0.9%	0.9%	0.7%
% of FP17s Relating to Continuations	2	615	0.3%	0.9%	1.0%	0.8%
% of Patients satisfied with the dentistry they have received	0	0	N/A	94.2%	94.4%	93.5%
% of Patients satisfied with the time they had to wait for an appointment	0	0	N/A	85.2%	88.1%	87.4%

* This is based on patients treated on this contract for their most recent course of treatment.

Figures in italics indicate the base number of FP17s or Patient Questionnaire responses are less than 100. N/A is shown where the base number of responses is less than 10 during the period. % is calculated as Quantity/Base number*100

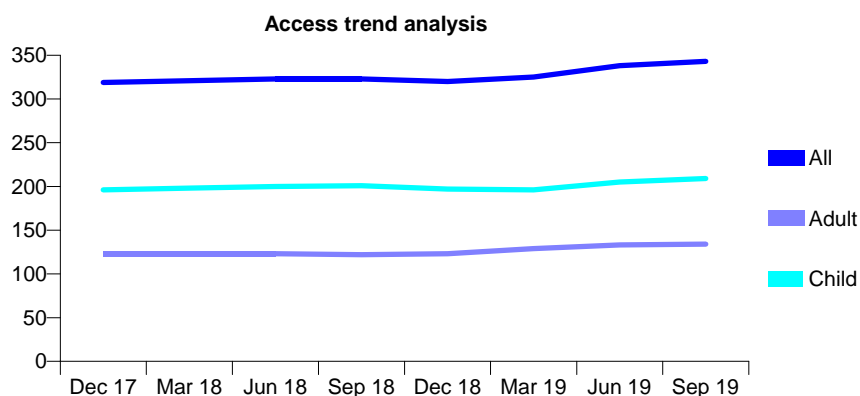
Q47 - Vital Signs At a Glance Contract Report for 641812/0001 - September 2019

Name or company name	MR C WOODALL
Contract type name	GDS Contract
Purpose of contract	General
Contract start date	01/04/2006
Contract end date	

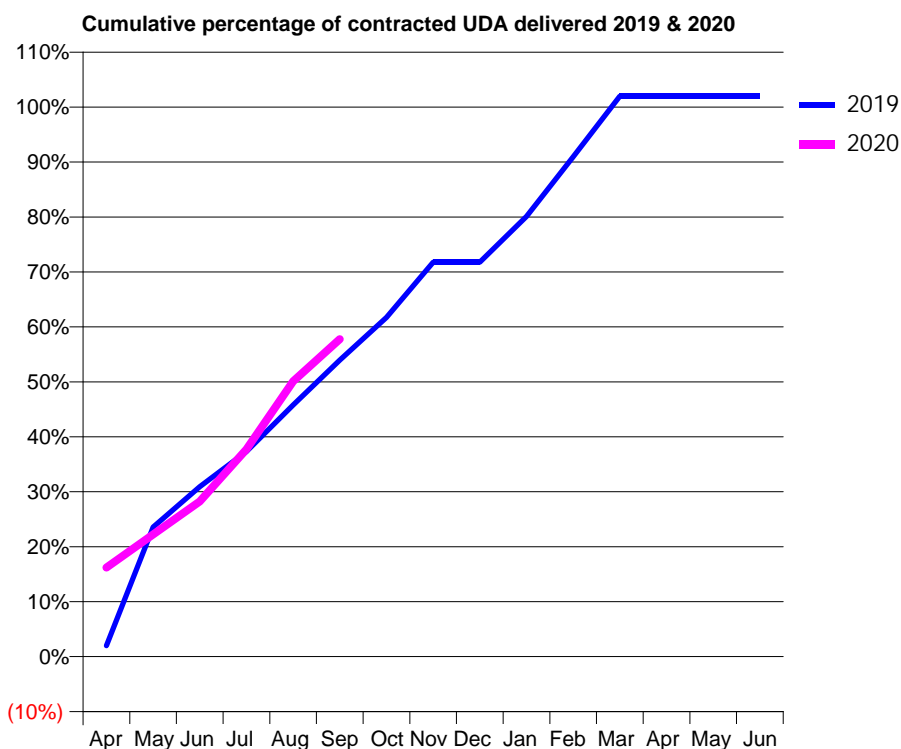
19/20 Contracted general activity (UDA)	600
Carry forward general activity (UDA)	-12
19/20 Contracted orthodontic activity (UOA)	0
Carry forward orthodontic activity (UOA)	0
Baseline contract value	£16,855.63

ACCESS*

Patients seen in 24 months	Total	Change since previous quarter
Quarter ending September 2018	323	
Quarter ending December 2018	320	→
Quarter ending March 2019	325	→
Quarter ending June 2019	338	↑
Quarter ending September 2019	343	→
Variance since September 2018	6.2%	↑



ACTIVITY



Month	Adjusted Scheduled Activity (UDA)	
	2019	2020
April	12	97
May	141	133
June	186	169
July	224	226
August	275	301
September	324	347
October	370	
November	431	
December	431	
January	481	
February	546	
March	612	
April	612	
May	612	
June	612	

QUALITY

	Quantity	Base Number	Contract	AT	Region	England
% of FP17s for the same patient ID Re-attending within 3 months - Children	9	193	4.7%	11.4%	12.1%	11.5%
% of FP17s for the same patient ID Re-attending within 3 months - Adults	2	89	2.2%	14.9%	15.6%	15.4%
% of FP17s for the same patient ID Re-attending between 3 & 9 months - Children	140	193	72.5%	60.1%	61.2%	59.7%
% of FP17s for the same patient ID Re-attending between 3 & 9 months - Adults	64	89	71.9%	52.8%	54.3%	51.7%
% of FP17s for Band 1 Urgent Courses	3	282	1.1%	10.0%	9.1%	9.2%
% of FP17s Relating to Free Repair or Replacements	0	282	0.0%	0.9%	0.9%	0.7%
% of FP17s Relating to Continuations	0	282	0.0%	0.9%	1.0%	0.8%
% of Patients satisfied with the dentistry they have received	0	0	N/A	94.2%	94.4%	93.5%
% of Patients satisfied with the time they had to wait for an appointment	0	0	N/A	85.2%	88.1%	87.4%

* This is based on patients treated on this contract for their most recent course of treatment. Figures in italics indicate the base number of FP17s or Patient Questionnaire responses are less than 100. N/A is shown where the base number of responses is less than 10 during the period. % is calculated as Quantity/Base number*100

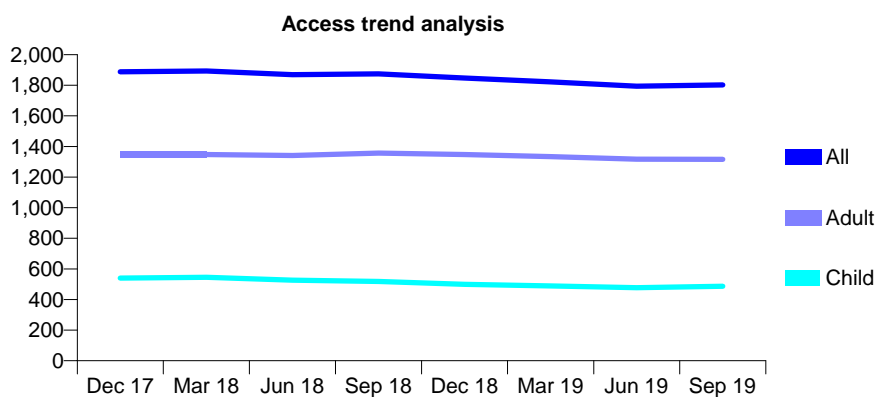
Q47 - Vital Signs At a Glance Contract Report for 643157/0001 - September 2019

Name or company name	MR AJ HARVEY
Contract type name	GDS Contract
Purpose of contract	General
Contract start date	01/04/2006
Contract end date	

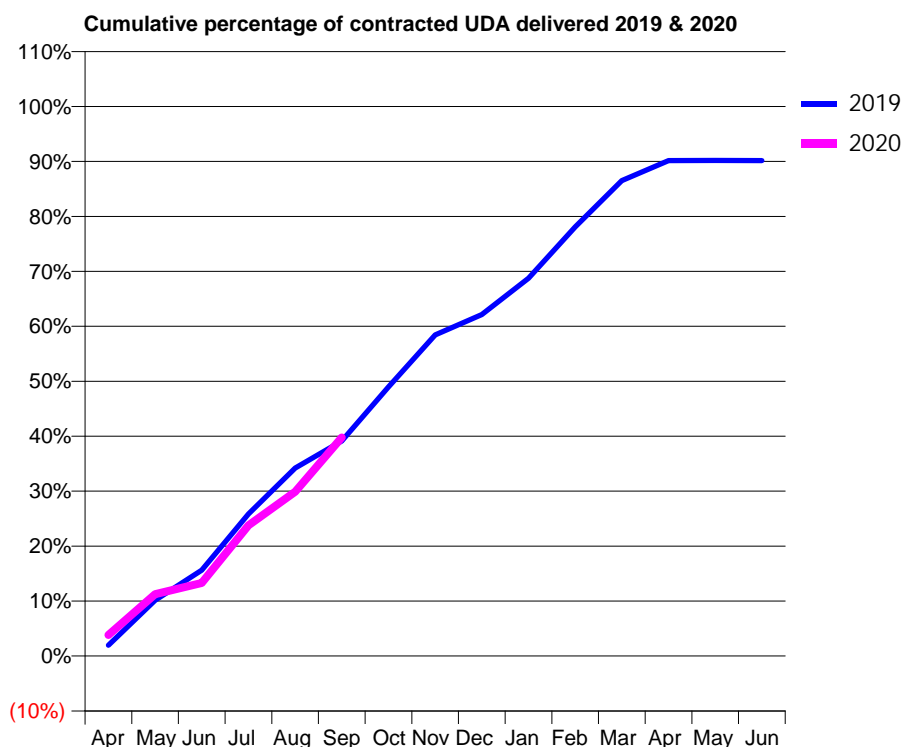
19/20 Contracted general activity (UDA)	6,780
Carry forward general activity (UDA)	0
19/20 Contracted orthodontic activity (UOA)	0
Carry forward orthodontic activity (UOA)	0
Baseline contract value	£219,251.33

ACCESS*

Patients seen in 24 months	Total	Change since previous quarter
Quarter ending September 2018	1,874	
Quarter ending December 2018	1,847	↓
Quarter ending March 2019	1,823	↓
Quarter ending June 2019	1,794	↓
Quarter ending September 2019	1,803	→
Variance since September 2018	(3.8%)	↓



ACTIVITY



Month	Adjusted Scheduled Activity (UDA)	
	2019	2020
April	134	260
May	689	763
June	1,059	902
July	1,752	1,613
August	2,319	2,026
September	2,653	2,696
October	3,321	
November	3,962	
December	4,213	
January	4,660	
February	5,294	
March	5,865	
April	6,111	
May	6,114	
June	6,111	

QUALITY

	Quantity	Base Number	Contract	AT	Region	England
% of FP17s for the same patient ID Re-attending within 3 months - Children	31	333	9.3%	11.4%	12.1%	11.5%
% of FP17s for the same patient ID Re-attending within 3 months - Adults	135	845	16.0%	14.9%	15.6%	15.4%
% of FP17s for the same patient ID Re-attending between 3 & 9 months - Children	192	333	57.7%	60.1%	61.2%	59.7%
% of FP17s for the same patient ID Re-attending between 3 & 9 months - Adults	386	845	45.7%	52.8%	54.3%	51.7%
% of FP17s for Band 1 Urgent Courses	89	1,102	8.1%	10.0%	9.1%	9.2%
% of FP17s Relating to Free Repair or Replacements	4	1,102	0.4%	0.9%	0.9%	0.7%
% of FP17s Relating to Continuations	13	1,102	1.2%	0.9%	1.0%	0.8%
% of Patients satisfied with the dentistry they have received	1	1	N/A	94.2%	94.4%	93.5%
% of Patients satisfied with the time they had to wait for an appointment	1	1	N/A	85.2%	88.1%	87.4%

* This is based on patients treated on this contract for their most recent course of treatment. Figures in italics indicate the base number of FP17s or Patient Questionnaire responses are less than 100. N/A is shown where the base number of responses is less than 10 during the period. % is calculated as Quantity/Base number*100

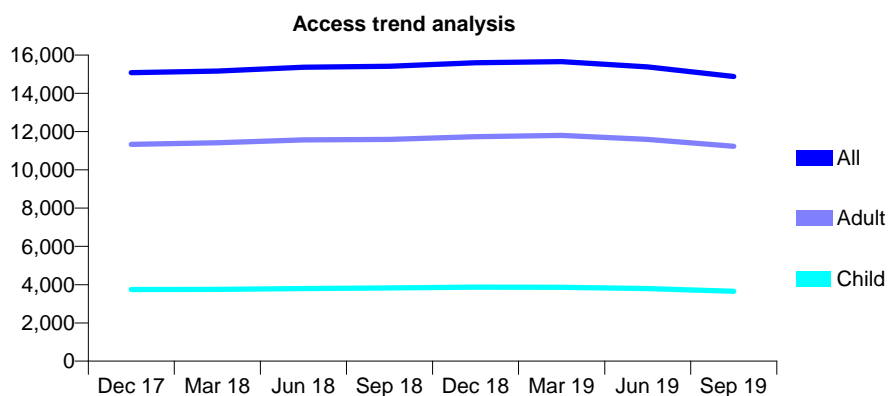
Q47 - Vital Signs At a Glance Contract Report for 649295/0001 - September 2019

Name or company name	St George's Dental Partnership
Contract type name	Pilot Contract
Purpose of contract	General and Orthodontic
Contract start date	01/04/2006
Contract end date	

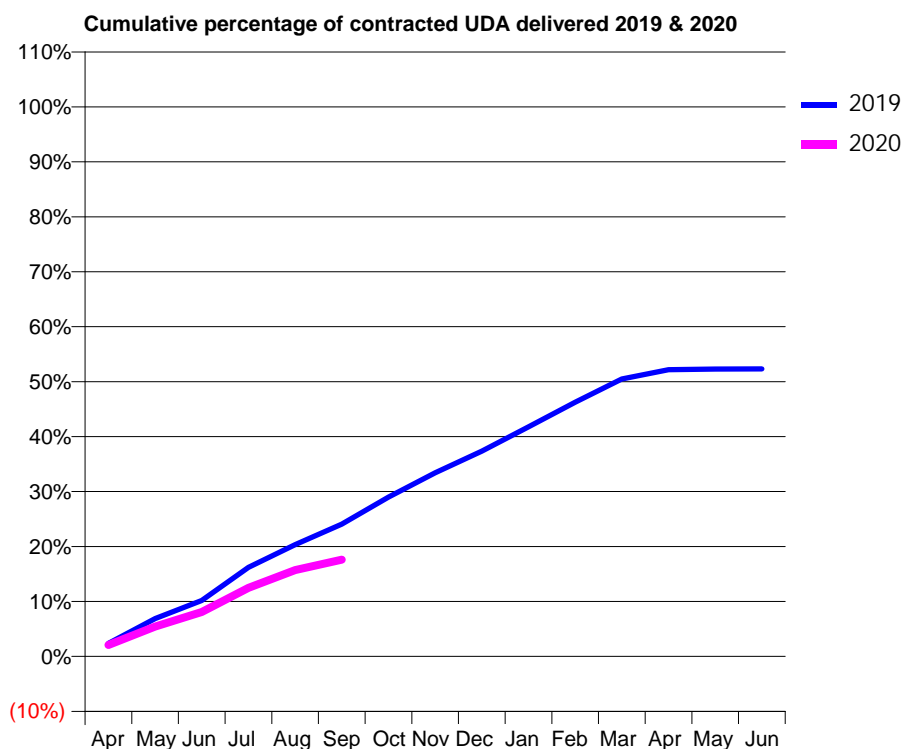
19/20 Contracted general activity (UDA)	55,732
Carry forward general activity (UDA)	0
19/20 Contracted orthodontic activity (UOA)	2,904
Carry forward orthodontic activity (UOA)	0
Baseline contract value	£1,569,109.25

ACCESS*

Patients seen in 24 months	Total	Change since previous quarter
Quarter ending September 2018	15,417	
Quarter ending December 2018	15,599	→
Quarter ending March 2019	15,657	→
Quarter ending June 2019	15,384	↓
Quarter ending September 2019	14,884	↓
Variance since September 2018	(3.5%)	↓



ACTIVITY



Month	Adjusted Scheduled Activity (UDA)	
	2019	2020
April	1,335	1,160
May	3,833	3,027
June	5,680	4,506
July	9,034	6,956
August	11,336	8,755
September	13,406	9,813
October	16,149	
November	18,628	
December	20,816	
January	23,276	
February	25,788	
March	28,134	
April	29,069	
May	29,139	
June	29,153	

QUALITY

	Quantity	Base Number	Contract	AT	Region	England
% of FP17s for the same patient ID Re-attending within 3 months - Children	67	1,507	4.4%	11.4%	12.1%	11.5%
% of FP17s for the same patient ID Re-attending within 3 months - Adults	455	4,539	10.0%	14.9%	15.6%	15.4%
% of FP17s for the same patient ID Re-attending between 3 & 9 months - Children	522	1,507	34.6%	60.1%	61.2%	59.7%
% of FP17s for the same patient ID Re-attending between 3 & 9 months - Adults	1,650	4,539	36.4%	52.8%	54.3%	51.7%
% of FP17s for Band 1 Urgent Courses	674	5,392	12.5%	10.0%	9.1%	9.2%
% of FP17s Relating to Free Repair or Replacements	43	5,392	0.8%	0.9%	0.9%	0.7%
% of FP17s Relating to Continuations	10	5,392	0.2%	0.9%	1.0%	0.8%
% of Patients satisfied with the dentistry they have received	1	2	N/A	94.2%	94.4%	93.5%
% of Patients satisfied with the time they had to wait for an appointment	0	2	N/A	85.2%	88.1%	87.4%

* This is based on patients treated on this contract for their most recent course of treatment. Figures in italics indicate the base number of FP17s or Patient Questionnaire responses are less than 100. N/A is shown where the base number of responses is less than 10 during the period. % is calculated as Quantity/Base number*100

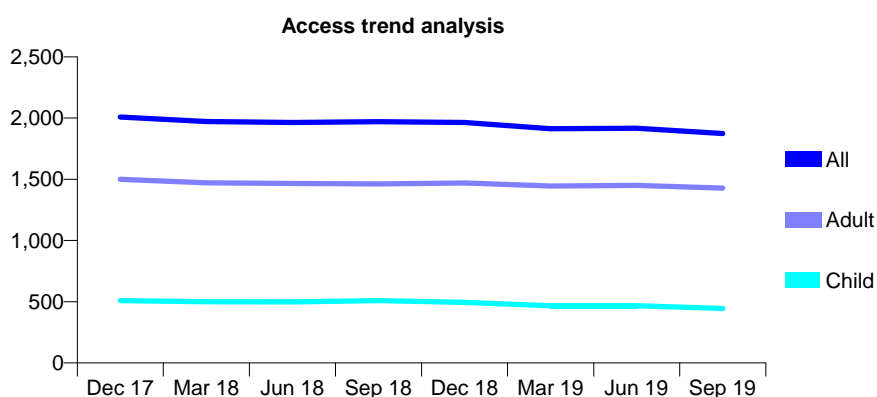
Q47 - Vital Signs At a Glance Contract Report for 652229/0001 - September 2019

Name or company name	MR AK RAO
Contract type name	GDS Contract
Purpose of contract	General
Contract start date	01/04/2006
Contract end date	

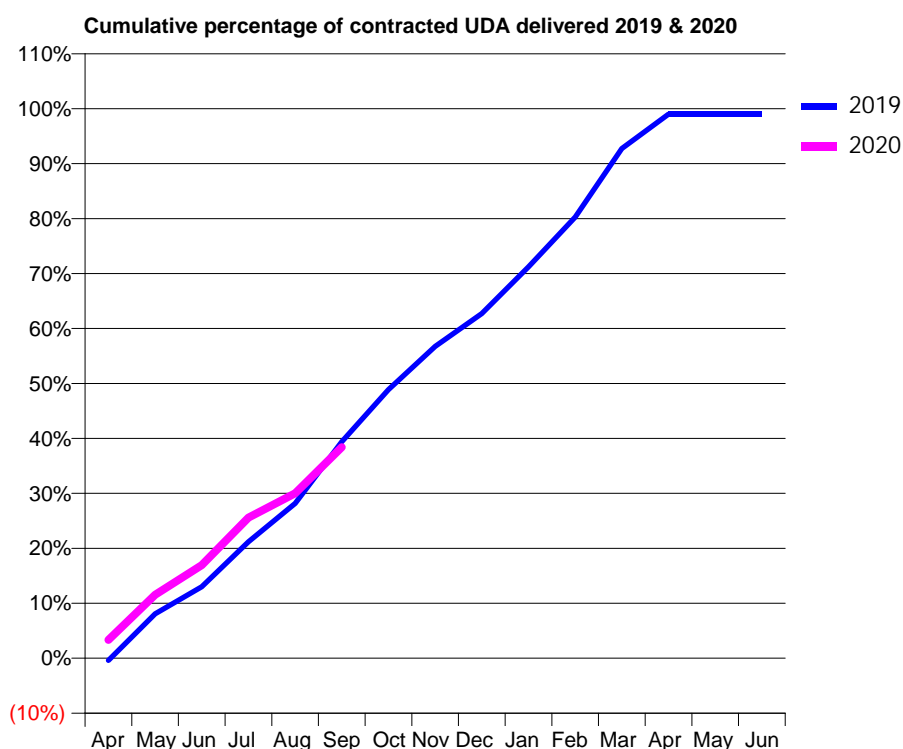
19/20 Contracted general activity (UDA)	7,598
Carry forward general activity (UDA)	0
19/20 Contracted orthodontic activity (UOA)	0
Carry forward orthodontic activity (UOA)	0
Baseline contract value	£221,305.58

ACCESS*

Patients seen in 24 months	Total	Change since previous quarter
Quarter ending September 2018	1,971	
Quarter ending December 2018	1,965	→
Quarter ending March 2019	1,913	↓
Quarter ending June 2019	1,917	→
Quarter ending September 2019	1,874	↓
Variance since September 2018	(4.9%)	↓



ACTIVITY



Month	2019	2020
April	-29	254
May	583	878
June	936	1,287
July	1,525	1,945
August	2,029	2,280
September	2,835	2,918
October	3,519	
November	4,084	
December	4,515	
January	5,126	
February	5,779	
March	6,675	
April	7,126	
May	7,126	
June	7,126	

QUALITY

	Quantity	Base Number	Contract	AT	Region	England
% of FP17s for the same patient ID Re-attending within 3 months - Children	27	278	9.7%	11.4%	12.1%	11.5%
% of FP17s for the same patient ID Re-attending within 3 months - Adults	174	897	19.4%	14.9%	15.6%	15.4%
% of FP17s for the same patient ID Re-attending between 3 & 9 months - Children	112	278	40.3%	60.1%	61.2%	59.7%
% of FP17s for the same patient ID Re-attending between 3 & 9 months - Adults	365	897	40.7%	52.8%	54.3%	51.7%
% of FP17s for Band 1 Urgent Courses	81	1,047	7.7%	10.0%	9.1%	9.2%
% of FP17s Relating to Free Repair or Replacements	17	1,047	1.6%	0.9%	0.9%	0.7%
% of FP17s Relating to Continuations	32	1,047	3.1%	0.9%	1.0%	0.8%
% of Patients satisfied with the dentistry they have received	0	1	N/A	94.2%	94.4%	93.5%
% of Patients satisfied with the time they had to wait for an appointment	1	1	N/A	85.2%	88.1%	87.4%

* This is based on patients treated on this contract for their most recent course of treatment. Figures in italics indicate the base number of FP17s or Patient Questionnaire responses are less than 100. N/A is shown where the base number of responses is less than 10 during the period. % is calculated as Quantity/Base number*100

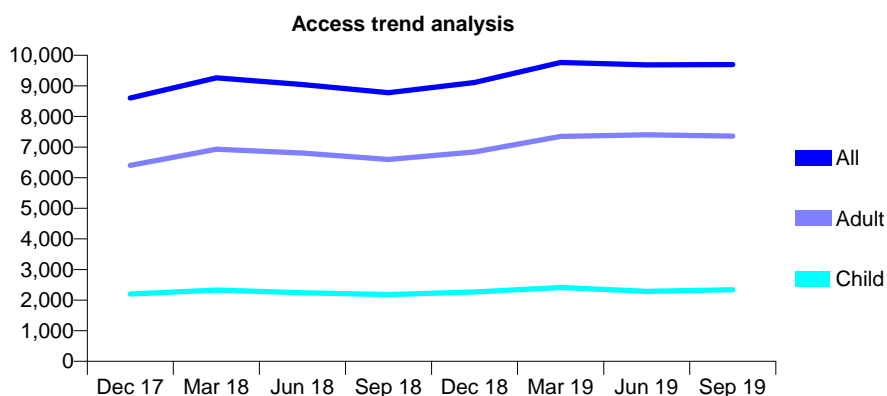
Q47 - Vital Signs At a Glance Contract Report for 653543/0001 - September 2019

Name or company name	Darwenside Limited
Contract type name	GDS Contract
Purpose of contract	General
Contract start date	10/07/2006
Contract end date	

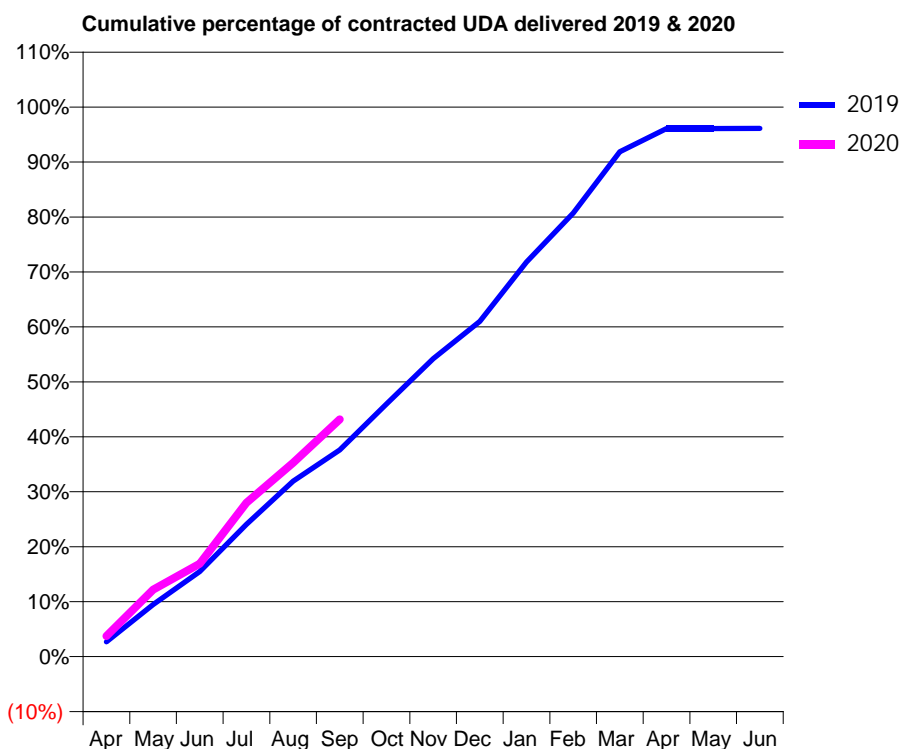
19/20 Contracted general activity (UDA)	30,800
Carry forward general activity (UDA)	0
19/20 Contracted orthodontic activity (UOA)	0
Carry forward orthodontic activity (UOA)	0
Baseline contract value	£859,685.06

ACCESS*

Patients seen in 24 months	Total	Change since previous quarter
Quarter ending September 2018	8,777	
Quarter ending December 2018	9,112	↑
Quarter ending March 2019	9,763	↑
Quarter ending June 2019	9,689	→
Quarter ending September 2019	9,697	→
Variance since September 2018	10.5%	↑



ACTIVITY



Month	Adjusted Scheduled Activity (UDA)	
	2019	2020
April	833	1,157
May	2,916	3,758
June	4,763	5,205
July	7,414	8,621
August	9,839	10,869
September	11,583	13,300
October	14,157	
November	16,692	
December	18,789	
January	22,113	
February	24,853	
March	28,296	
April	29,592	
May	29,593	
June	29,598	

QUALITY

	Quantity	Base Number	Contract	AT	Region	England
% of FP17s for the same patient ID Re-attending within 3 months - Children	472	2,409	19.6%	11.4%	12.1%	11.5%
% of FP17s for the same patient ID Re-attending within 3 months - Adults	803	5,202	15.4%	14.9%	15.6%	15.4%
% of FP17s for the same patient ID Re-attending between 3 & 9 months - Children	1,400	2,409	58.1%	60.1%	61.2%	59.7%
% of FP17s for the same patient ID Re-attending between 3 & 9 months - Adults	2,625	5,202	50.5%	52.8%	54.3%	51.7%
% of FP17s for Band 1 Urgent Courses	426	7,012	6.1%	10.0%	9.1%	9.2%
% of FP17s Relating to Free Repair or Replacements	78	7,012	1.1%	0.9%	0.9%	0.7%
% of FP17s Relating to Continuations	184	7,012	2.6%	0.9%	1.0%	0.8%
% of Patients satisfied with the dentistry they have received	4	5	N/A	94.2%	94.4%	93.5%
% of Patients satisfied with the time they had to wait for an appointment	4	5	N/A	85.2%	88.1%	87.4%

* This is based on patients treated on this contract for their most recent course of treatment. Figures in italics indicate the base number of FP17s or Patient Questionnaire responses are less than 100. N/A is shown where the base number of responses is less than 10 during the period. % is calculated as Quantity/Base number*100

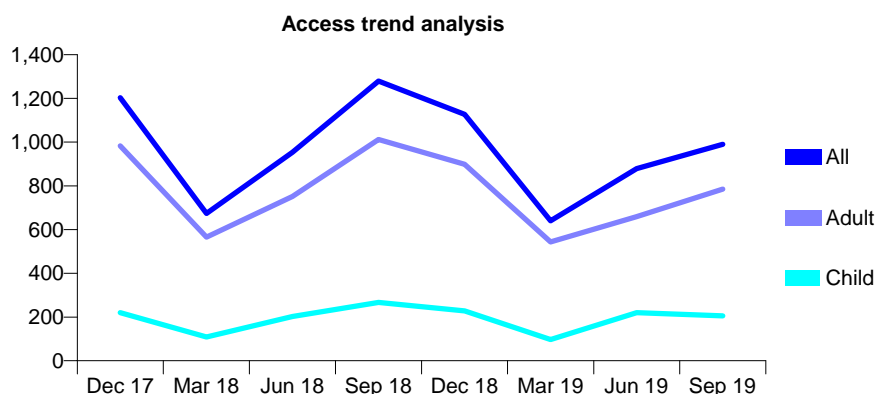
Q47 - Vital Signs At a Glance Contract Report for 653543/0002 - September 2019

Name or company name	Darwenside Limited
Contract type name	GDS Contract
Purpose of contract	General
Contract start date	01/06/2013
Contract end date	

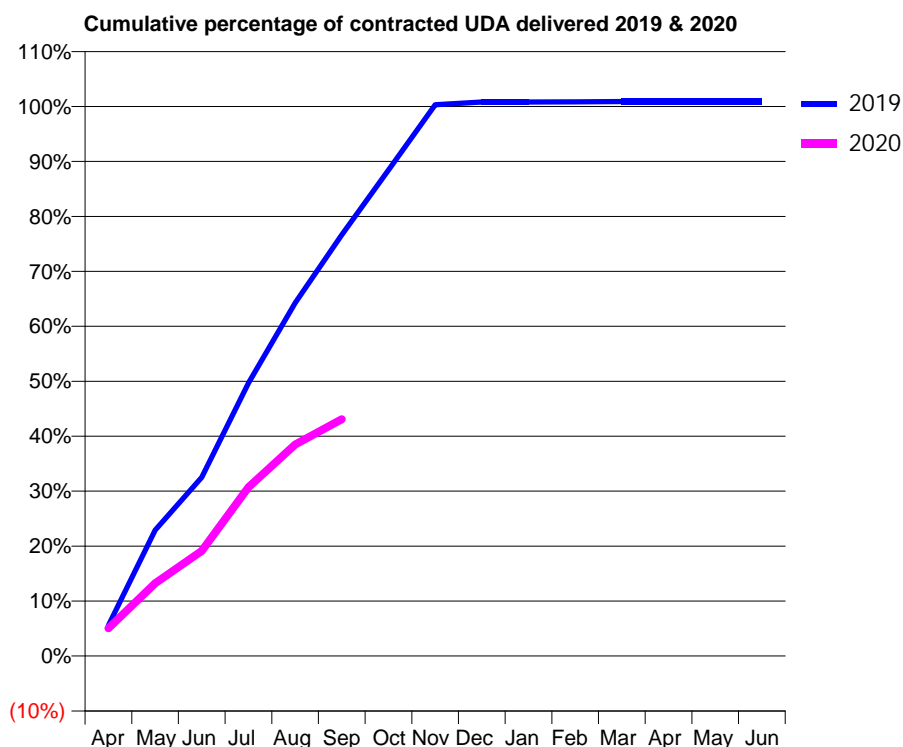
19/20 Contracted general activity (UDA)	4,240
Carry forward general activity (UDA)	-38
19/20 Contracted orthodontic activity (UOA)	0
Carry forward orthodontic activity (UOA)	0
Baseline contract value	£120,437.40

ACCESS*

Patients seen in 24 months	Total	Change since previous quarter
Quarter ending September 2018	1,279	
Quarter ending December 2018	1,127	↓
Quarter ending March 2019	640	↓
Quarter ending June 2019	879	↑
Quarter ending September 2019	990	↑
Variance since September 2018	(22.6%)	↓



ACTIVITY



Month	Adjusted Scheduled Activity (UDA)	
	2019	2020
April	237	214
May	971	561
June	1,379	811
July	2,105	1,303
August	2,724	1,632
September	3,249	1,827
October	3,749	
November	4,253	
December	4,274	
January	4,274	
February	4,276	
March	4,278	
April	4,278	
May	4,278	
June	4,278	

QUALITY

	Quantity	Base Number	Contract	AT	Region	England
% of FP17s for the same patient ID Re-attending within 3 months - Children	1	259	0.4%	11.4%	12.1%	11.5%
% of FP17s for the same patient ID Re-attending within 3 months - Adults	32	677	4.7%	14.9%	15.6%	15.4%
% of FP17s for the same patient ID Re-attending between 3 & 9 months - Children	2	259	0.8%	60.1%	61.2%	59.7%
% of FP17s for the same patient ID Re-attending between 3 & 9 months - Adults	11	677	1.6%	52.8%	54.3%	51.7%
% of FP17s for Band 1 Urgent Courses	46	934	4.9%	10.0%	9.1%	9.2%
% of FP17s Relating to Free Repair or Replacements	4	934	0.4%	0.9%	0.9%	0.7%
% of FP17s Relating to Continuations	21	934	2.2%	0.9%	1.0%	0.8%
% of Patients satisfied with the dentistry they have received	0	0	N/A	94.2%	94.4%	93.5%
% of Patients satisfied with the time they had to wait for an appointment	0	0	N/A	85.2%	88.1%	87.4%

* This is based on patients treated on this contract for their most recent course of treatment. Figures in italics indicate the base number of FP17s or Patient Questionnaire responses are less than 100. N/A is shown where the base number of responses is less than 10 during the period. % is calculated as Quantity/Base number*100

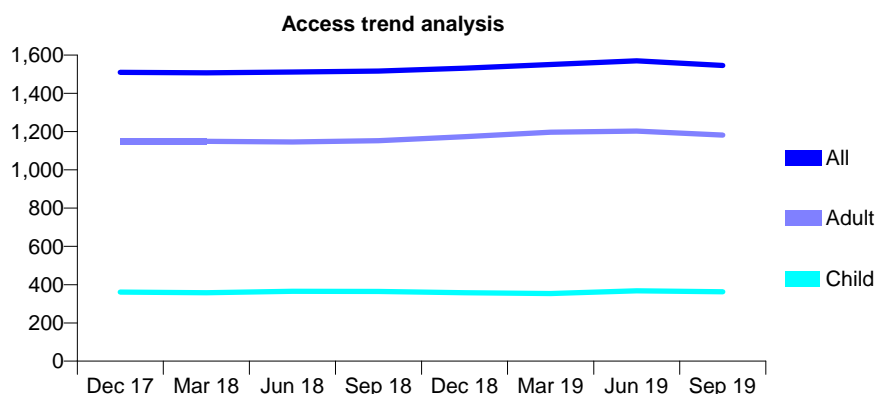
Q47 - Vital Signs At a Glance Contract Report for 674303/0001 - September 2019

Name or company name	MR JH NOWICKI
Contract type name	GDS Contract
Purpose of contract	General
Contract start date	01/04/2006
Contract end date	

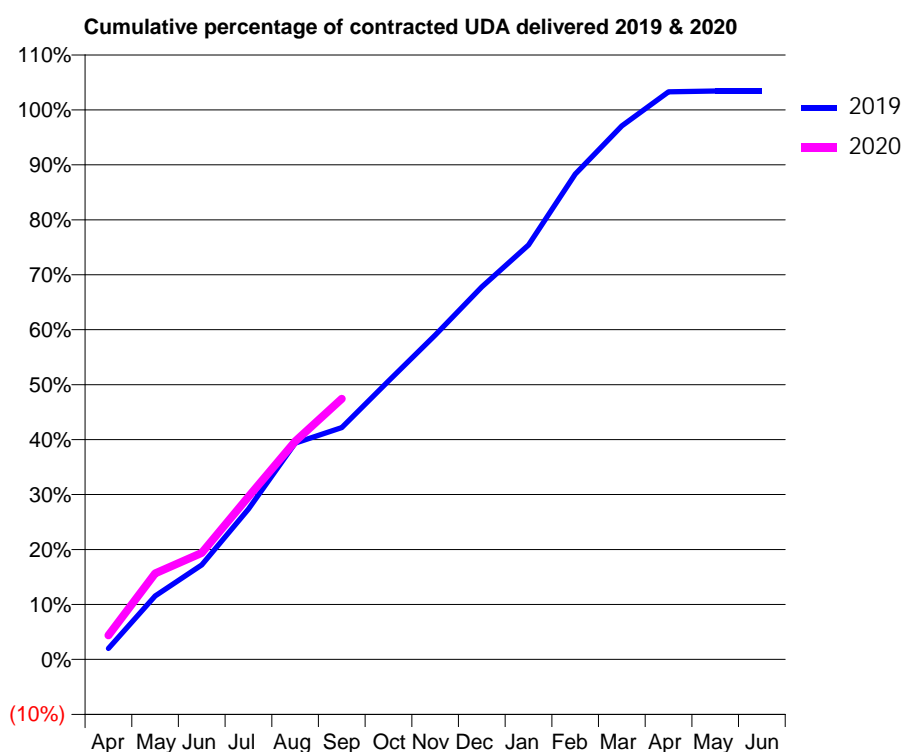
19/20 Contracted general activity (UDA)	3,602
Carry forward general activity (UDA)	-72
19/20 Contracted orthodontic activity (UOA)	0
Carry forward orthodontic activity (UOA)	0
Baseline contract value	£88,157.71

ACCESS*

Patients seen in 24 months	Total	Change since previous quarter
Quarter ending September 2018	1,516	
Quarter ending December 2018	1,531	→
Quarter ending March 2019	1,551	→
Quarter ending June 2019	1,570	→
Quarter ending September 2019	1,545	↓
Variance since September 2018	1.9%	→



ACTIVITY



Month	2019	2020
April	72	158
May	416	564
June	619	698
July	985	1,067
August	1,417	1,429
September	1,520	1,709
October	1,825	
November	2,125	
December	2,442	
January	2,716	
February	3,181	
March	3,497	
April	3,720	
May	3,725	
June	3,725	

QUALITY

	Quantity	Base Number	Contract	AT	Region	England
% of FP17s for the same patient ID Re-attending within 3 months - Children	13	287	4.5%	11.4%	12.1%	11.5%
% of FP17s for the same patient ID Re-attending within 3 months - Adults	87	868	10.0%	14.9%	15.6%	15.4%
% of FP17s for the same patient ID Re-attending between 3 & 9 months - Children	165	287	57.5%	60.1%	61.2%	59.7%
% of FP17s for the same patient ID Re-attending between 3 & 9 months - Adults	457	868	52.6%	52.8%	54.3%	51.7%
% of FP17s for Band 1 Urgent Courses	79	1,031	7.7%	10.0%	9.1%	9.2%
% of FP17s Relating to Free Repair or Replacements	7	1,031	0.7%	0.9%	0.9%	0.7%
% of FP17s Relating to Continuations	5	1,031	0.5%	0.9%	1.0%	0.8%
% of Patients satisfied with the dentistry they have received	3	3	N/A	94.2%	94.4%	93.5%
% of Patients satisfied with the time they had to wait for an appointment	2	3	N/A	85.2%	88.1%	87.4%

* This is based on patients treated on this contract for their most recent course of treatment. Figures in italics indicate the base number of FP17s or Patient Questionnaire responses are less than 100. N/A is shown where the base number of responses is less than 10 during the period. % is calculated as Quantity/Base number*100

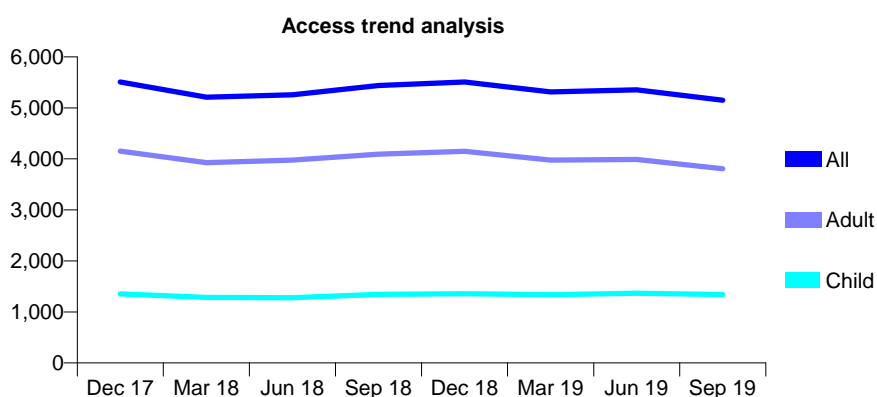
Q47 - Vital Signs At a Glance Contract Report for 675695/0001 - September 2019

Name or company name	MR F PATEL
Contract type name	GDS Contract
Purpose of contract	General
Contract start date	01/04/2006
Contract end date	

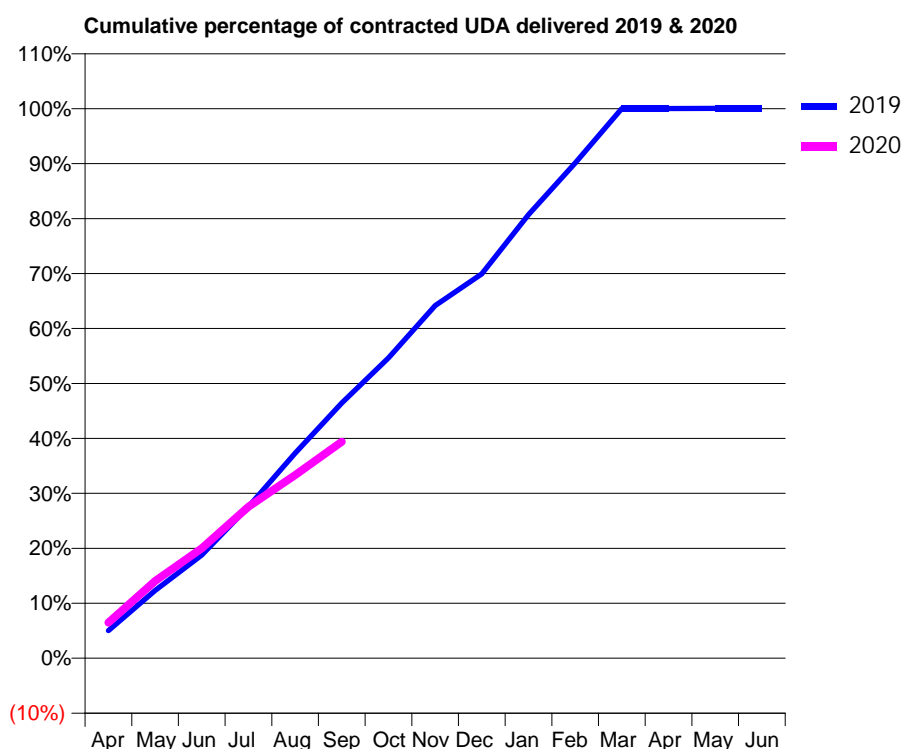
19/20 Contracted general activity (UDA)	16,658
Carry forward general activity (UDA)	-7
19/20 Contracted orthodontic activity (UOA)	0
Carry forward orthodontic activity (UOA)	0
Baseline contract value	£397,359.78

ACCESS*

Patients seen in 24 months	Total	Change since previous quarter
Quarter ending September 2018	5,438	
Quarter ending December 2018	5,507	→
Quarter ending March 2019	5,314	↓
Quarter ending June 2019	5,354	→
Quarter ending September 2019	5,149	↓
Variance since September 2018	(5.3%)	↓



ACTIVITY



Month	2019	2020
April	837	1,081
May	2,055	2,341
June	3,128	3,331
July	4,593	4,594
August	6,217	5,551
September	7,735	6,562
October	9,103	
November	10,692	
December	11,654	
January	13,446	
February	15,013	
March	16,659	
April	16,662	
May	16,665	
June	16,665	

QUALITY

	Quantity	Base Number	Contract	AT	Region	England
% of FP17s for the same patient ID Re-attending within 3 months - Children	65	866	7.5%	11.4%	12.1%	11.5%
% of FP17s for the same patient ID Re-attending within 3 months - Adults	353	2,462	14.3%	14.9%	15.6%	15.4%
% of FP17s for the same patient ID Re-attending between 3 & 9 months - Children	510	866	58.9%	60.1%	61.2%	59.7%
% of FP17s for the same patient ID Re-attending between 3 & 9 months - Adults	1,307	2,462	53.1%	52.8%	54.3%	51.7%
% of FP17s for Band 1 Urgent Courses	374	3,323	11.3%	10.0%	9.1%	9.2%
% of FP17s Relating to Free Repair or Replacements	25	3,323	0.8%	0.9%	0.9%	0.7%
% of FP17s Relating to Continuations	3	3,323	0.1%	0.9%	1.0%	0.8%
% of Patients satisfied with the dentistry they have received	2	2	N/A	94.2%	94.4%	93.5%
% of Patients satisfied with the time they had to wait for an appointment	2	2	N/A	85.2%	88.1%	87.4%

* This is based on patients treated on this contract for their most recent course of treatment. Figures in italics indicate the base number of FP17s or Patient Questionnaire responses are less than 100. N/A is shown where the base number of responses is less than 10 during the period. % is calculated as Quantity/Base number*100

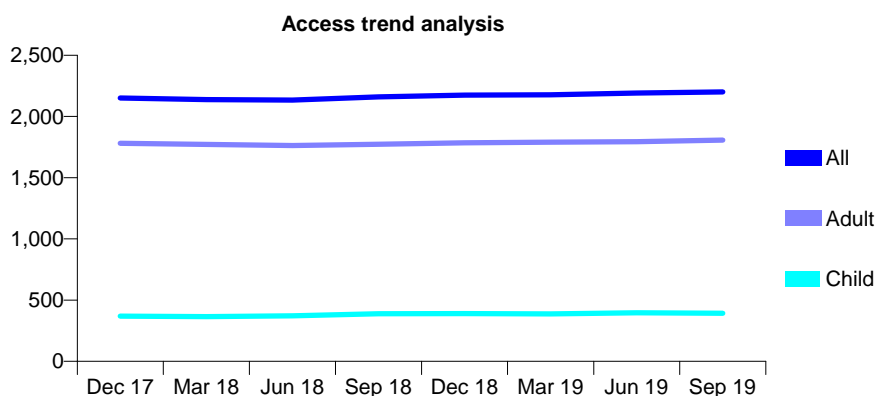
Q47 - Vital Signs At a Glance Contract Report for 675733/0001 - September 2019

Name or company name	MR M DUNKOW
Contract type name	GDS Contract
Purpose of contract	General
Contract start date	01/04/2006
Contract end date	

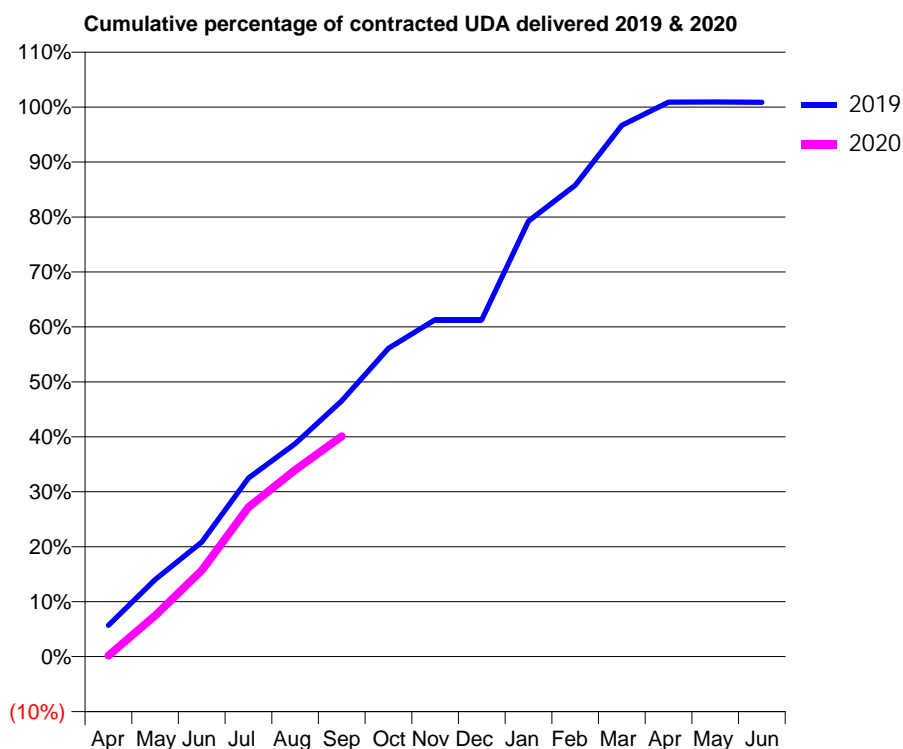
19/20 Contracted general activity (UDA)	7,200
Carry forward general activity (UDA)	0
19/20 Contracted orthodontic activity (UOA)	0
Carry forward orthodontic activity (UOA)	0
Baseline contract value	£261,858.99

ACCESS*

Patients seen in 24 months	Total	Change since previous quarter
Quarter ending September 2018	2,161	
Quarter ending December 2018	2,175	→
Quarter ending March 2019	2,177	→
Quarter ending June 2019	2,191	→
Quarter ending September 2019	2,201	→
Variance since September 2018	1.9%	→



ACTIVITY



Month	Adjusted Scheduled Activity (UDA)	
	2019	2020
April	410	13
May	1,011	536
June	1,500	1,130
July	2,338	1,957
August	2,790	2,445
September	3,353	2,887
October	4,039	
November	4,414	
December	4,414	
January	5,708	
February	6,175	
March	6,960	
April	7,264	
May	7,266	
June	7,262	

QUALITY

	Quantity	Base Number	Contract	AT	Region	England
% of FP17s for the same patient ID Re-attending within 3 months - Children	5	260	1.9%	11.4%	12.1%	11.5%
% of FP17s for the same patient ID Re-attending within 3 months - Adults	116	1,268	9.1%	14.9%	15.6%	15.4%
% of FP17s for the same patient ID Re-attending between 3 & 9 months - Children	191	260	73.5%	60.1%	61.2%	59.7%
% of FP17s for the same patient ID Re-attending between 3 & 9 months - Adults	687	1,268	54.2%	52.8%	54.3%	51.7%
% of FP17s for Band 1 Urgent Courses	75	1,417	5.3%	10.0%	9.1%	9.2%
% of FP17s Relating to Free Repair or Replacements	12	1,417	0.8%	0.9%	0.9%	0.7%
% of FP17s Relating to Continuations	7	1,417	0.5%	0.9%	1.0%	0.8%
% of Patients satisfied with the dentistry they have received	4	4	N/A	94.2%	94.4%	93.5%
% of Patients satisfied with the time they had to wait for an appointment	4	4	N/A	85.2%	88.1%	87.4%

* This is based on patients treated on this contract for their most recent course of treatment. Figures in italics indicate the base number of FP17s or Patient Questionnaire responses are less than 100. N/A is shown where the base number of responses is less than 10 during the period. % is calculated as Quantity/Base number*100

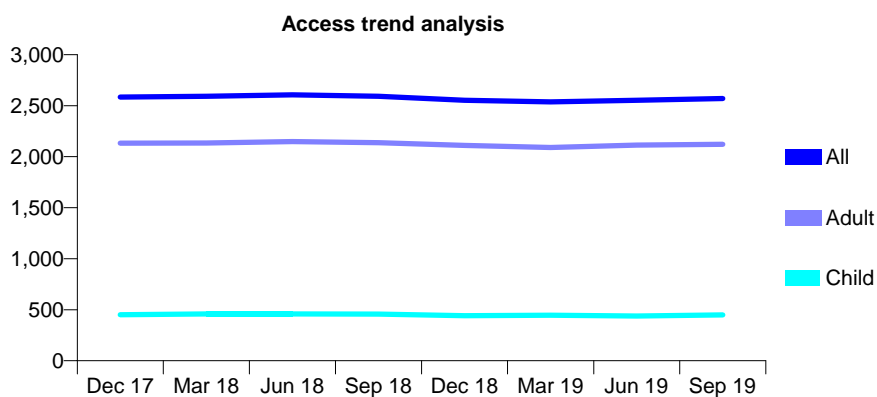
Q47 - Vital Signs At a Glance Contract Report for 675830/0001 - September 2019

Name or company name	MR JL COOPER
Contract type name	GDS Contract
Purpose of contract	General
Contract start date	01/04/2006
Contract end date	

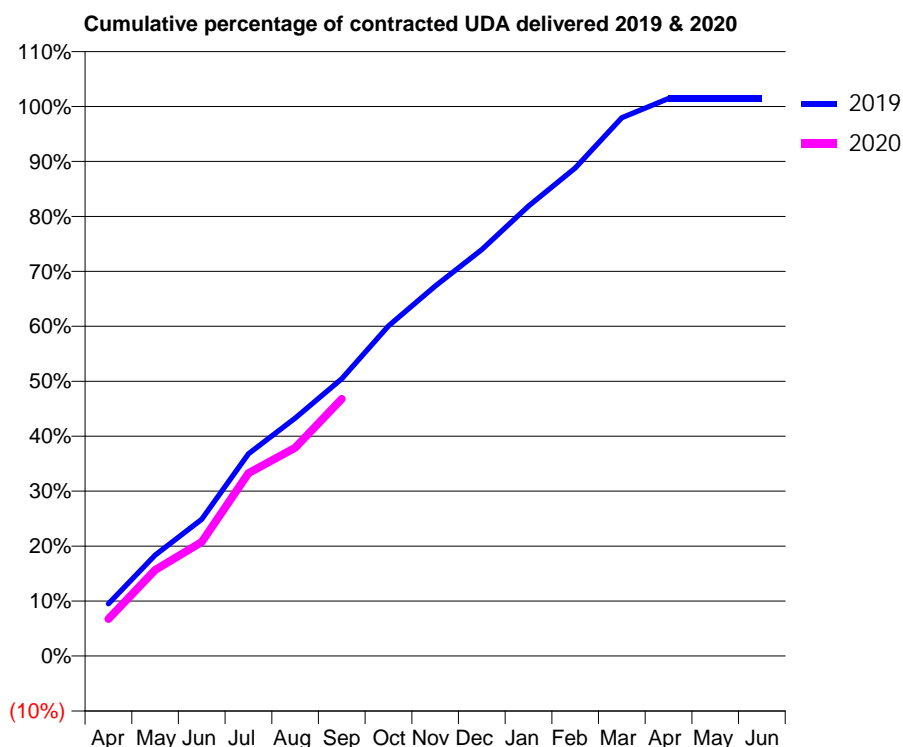
19/20 Contracted general activity (UDA)	7,034
Carry forward general activity (UDA)	-102
19/20 Contracted orthodontic activity (UOA)	0
Carry forward orthodontic activity (UOA)	0
Baseline contract value	£261,858.99

ACCESS*

Patients seen in 24 months	Total	Change since previous quarter
Quarter ending September 2018	2,593	
Quarter ending December 2018	2,552	↓
Quarter ending March 2019	2,536	→
Quarter ending June 2019	2,552	→
Quarter ending September 2019	2,570	→
Variance since September 2018	(0.9%)	→



ACTIVITY



Month	Adjusted Scheduled Activity (UDA)	
	2019	2020
April	671	476
May	1,291	1,101
June	1,751	1,460
July	2,589	2,341
August	3,045	2,665
September	3,549	3,291
October	4,225	
November	4,736	
December	5,201	
January	5,761	
February	6,246	
March	6,891	
April	7,136	
May	7,136	
June	7,136	

QUALITY

	Quantity	Base Number	Contract	AT	Region	England
% of FP17s for the same patient ID Re-attending within 3 months - Children	12	350	3.4%	11.4%	12.1%	11.5%
% of FP17s for the same patient ID Re-attending within 3 months - Adults	138	1,544	8.9%	14.9%	15.6%	15.4%
% of FP17s for the same patient ID Re-attending between 3 & 9 months - Children	251	350	71.7%	60.1%	61.2%	59.7%
% of FP17s for the same patient ID Re-attending between 3 & 9 months - Adults	911	1,544	59.0%	52.8%	54.3%	51.7%
% of FP17s for Band 1 Urgent Courses	107	1,772	6.0%	10.0%	9.1%	9.2%
% of FP17s Relating to Free Repair or Replacements	4	1,772	0.2%	0.9%	0.9%	0.7%
% of FP17s Relating to Continuations	14	1,772	0.8%	0.9%	1.0%	0.8%
% of Patients satisfied with the dentistry they have received	0	0	N/A	94.2%	94.4%	93.5%
% of Patients satisfied with the time they had to wait for an appointment	0	0	N/A	85.2%	88.1%	87.4%

* This is based on patients treated on this contract for their most recent course of treatment. Figures in italics indicate the base number of FP17s or Patient Questionnaire responses are less than 100. N/A is shown where the base number of responses is less than 10 during the period. % is calculated as Quantity/Base number*100

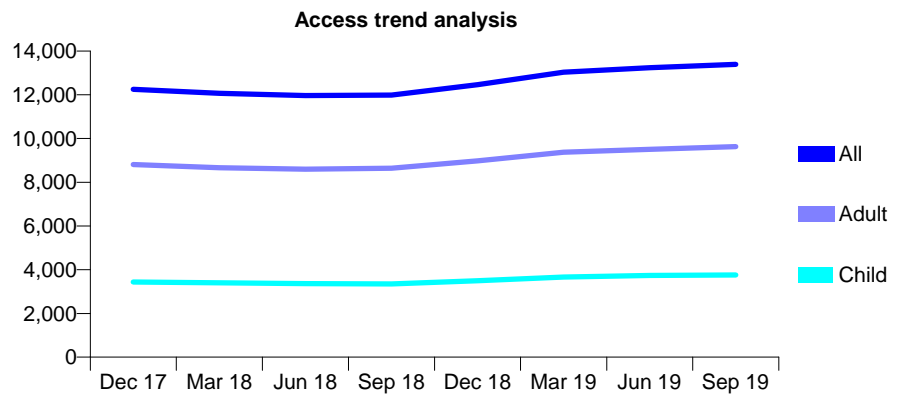
Q47 - Vital Signs At a Glance Contract Report for 676209/0001 - September 2019

Name or company name	MR SL MORGAN
Contract type name	GDS Contract
Purpose of contract	General and Orthodontic
Contract start date	01/04/2006
Contract end date	

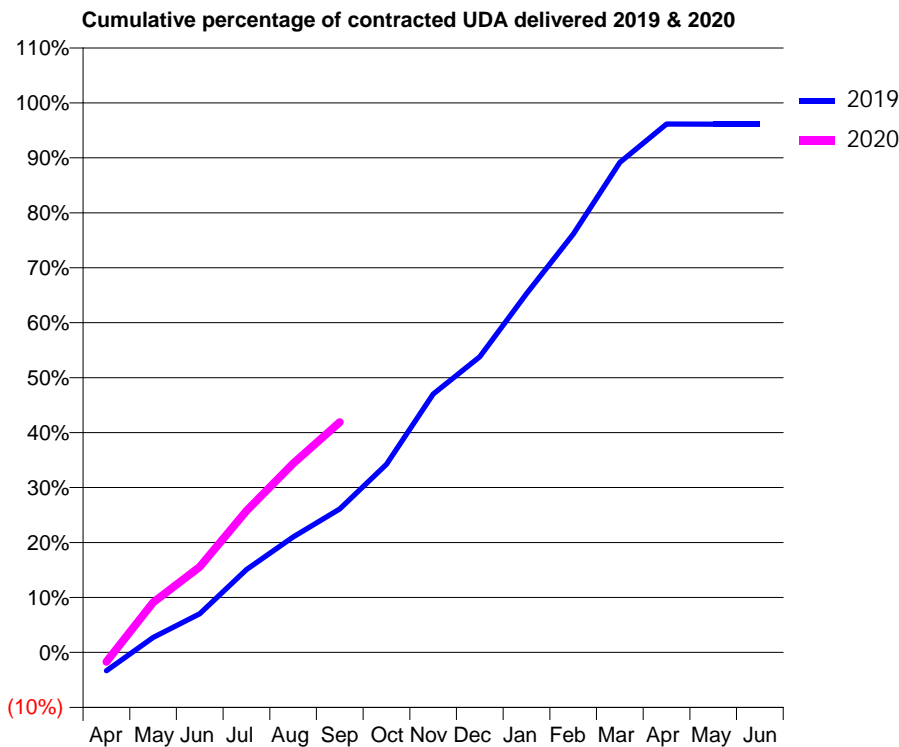
19/20 Contracted general activity (UDA)	38,336
Carry forward general activity (UDA)	1,493
19/20 Contracted orthodontic activity (UOA)	6,289
Carry forward orthodontic activity (UOA)	0
Baseline contract value	£1,433,815.36

ACCESS*

Patients seen in 24 months	Total	Change since previous quarter
Quarter ending September 2018	11,987	
Quarter ending December 2018	12,468	↑
Quarter ending March 2019	13,033	↑
Quarter ending June 2019	13,243	→
Quarter ending September 2019	13,394	→
Variance since September 2018	11.7%	↑



ACTIVITY



Month	2019	2020
April	-1,292	-652
May	1,050	3,491
June	2,699	5,969
July	5,783	9,876
August	8,052	13,174
September	10,015	16,064
October	13,126	
November	18,023	
December	20,626	
January	25,017	
February	29,182	
March	34,179	
April	36,867	
May	36,843	
June	36,843	

QUALITY

	Quantity	Base Number	Contract	AT	Region	England
% of FP17s for the same patient ID Re-attending within 3 months - Children	349	3,442	10.1%	11.4%	12.1%	11.5%
% of FP17s for the same patient ID Re-attending within 3 months - Adults	1,013	7,040	14.4%	14.9%	15.6%	15.4%
% of FP17s for the same patient ID Re-attending between 3 & 9 months - Children	2,064	3,442	60.0%	60.1%	61.2%	59.7%
% of FP17s for the same patient ID Re-attending between 3 & 9 months - Adults	4,191	7,040	59.5%	52.8%	54.3%	51.7%
% of FP17s for Band 1 Urgent Courses	718	8,813	8.1%	10.0%	9.1%	9.2%
% of FP17s Relating to Free Repair or Replacements	116	8,813	1.3%	0.9%	0.9%	0.7%
% of FP17s Relating to Continuations	88	8,813	1.0%	0.9%	1.0%	0.8%
% of Patients satisfied with the dentistry they have received	4	5	N/A	94.2%	94.4%	93.5%
% of Patients satisfied with the time they had to wait for an appointment	1	5	N/A	85.2%	88.1%	87.4%

* This is based on patients treated on this contract for their most recent course of treatment. Figures in italics indicate the base number of FP17s or Patient Questionnaire responses are less than 100. N/A is shown where the base number of responses is less than 10 during the period. % is calculated as Quantity/Base number*100

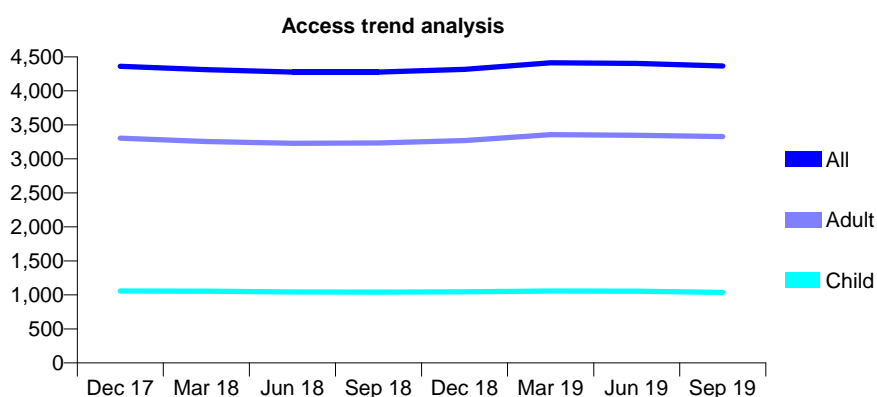
Q47 - Vital Signs At a Glance Contract Report for 676306/0001 - September 2019

Name or company name	MR BS AARON
Contract type name	GDS Contract
Purpose of contract	General
Contract start date	01/04/2006
Contract end date	

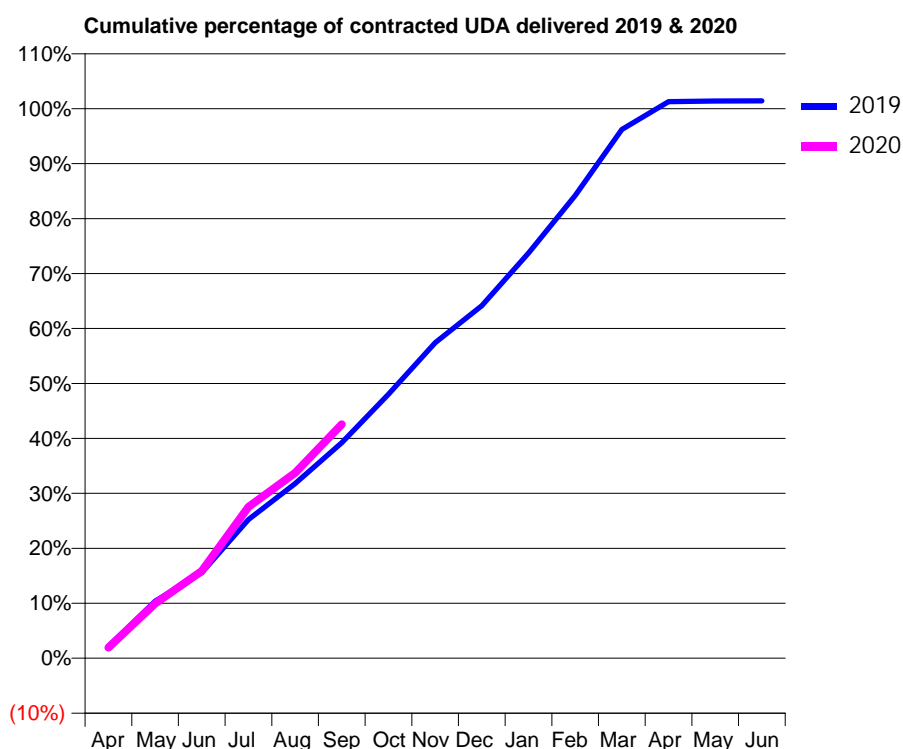
19/20 Contracted general activity (UDA)	12,200
Carry forward general activity (UDA)	0
19/20 Contracted orthodontic activity (UOA)	0
Carry forward orthodontic activity (UOA)	0
Baseline contract value	£392,392.45

ACCESS*

Patients seen in 24 months	Total	Change since previous quarter
Quarter ending September 2018	4,275	
Quarter ending December 2018	4,316	→
Quarter ending March 2019	4,412	↑
Quarter ending June 2019	4,402	→
Quarter ending September 2019	4,365	→
Variance since September 2018	2.1%	↑



ACTIVITY



Month	2019	2020
April	261	237
May	1,268	1,213
June	1,900	1,934
July	3,079	3,360
August	3,881	4,117
September	4,784	5,195
October	5,860	
November	7,007	
December	7,825	
January	8,994	
February	10,274	
March	11,736	
April	12,355	
May	12,372	
June	12,373	

QUALITY

	Quantity	Base Number	Contract	AT	Region	England
% of FP17s for the same patient ID Re-attending within 3 months - Children	51	846	6.0%	11.4%	12.1%	11.5%
% of FP17s for the same patient ID Re-attending within 3 months - Adults	220	2,468	8.9%	14.9%	15.6%	15.4%
% of FP17s for the same patient ID Re-attending between 3 & 9 months - Children	602	846	71.2%	60.1%	61.2%	59.7%
% of FP17s for the same patient ID Re-attending between 3 & 9 months - Adults	1,792	2,468	72.6%	52.8%	54.3%	51.7%
% of FP17s for Band 1 Urgent Courses	226	3,016	7.5%	10.0%	9.1%	9.2%
% of FP17s Relating to Free Repair or Replacements	20	3,016	0.7%	0.9%	0.9%	0.7%
% of FP17s Relating to Continuations	8	3,016	0.3%	0.9%	1.0%	0.8%
% of Patients satisfied with the dentistry they have received	3	4	N/A	94.2%	94.4%	93.5%
% of Patients satisfied with the time they had to wait for an appointment	4	4	N/A	85.2%	88.1%	87.4%

* This is based on patients treated on this contract for their most recent course of treatment.

Figures in italics indicate the base number of FP17s or Patient Questionnaire responses are less than 100. N/A is shown where the base number of responses is less than 10 during the period. % is calculated as Quantity/Base number*100

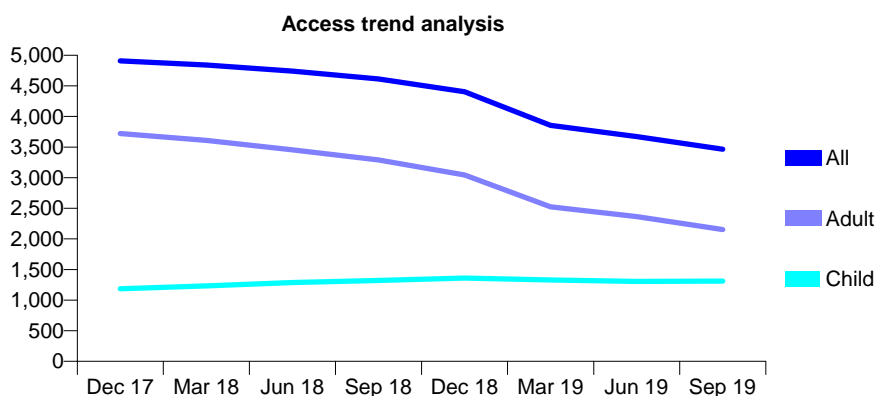
Q47 - Vital Signs At a Glance Contract Report for 676659/0001 - September 2019

Name or company name	Dr Abraham Hussain Malik
Contract type name	GDS Contract
Purpose of contract	General
Contract start date	01/04/2006
Contract end date	

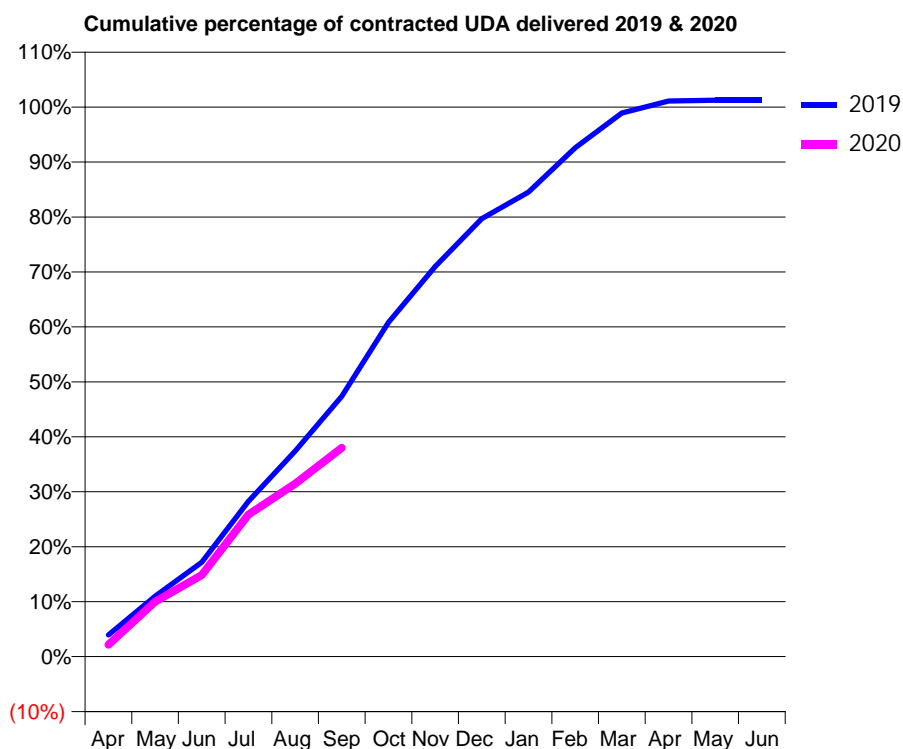
19/20 Contracted general activity (UDA)	14,620
Carry forward general activity (UDA)	0
19/20 Contracted orthodontic activity (UOA)	0
Carry forward orthodontic activity (UOA)	0
Baseline contract value	£430,828.77

ACCESS*

Patients seen in 24 months	Total	Change since previous quarter
Quarter ending September 2018	4,613	
Quarter ending December 2018	4,405	↓
Quarter ending March 2019	3,856	↓
Quarter ending June 2019	3,672	↓
Quarter ending September 2019	3,465	↓
Variance since September 2018	(24.9%)	↓



ACTIVITY



Month	Adjusted Scheduled Activity (UDA)	
	2019	2020
April	576	319
May	1,610	1,464
June	2,512	2,169
July	4,133	3,781
August	5,469	4,599
September	6,927	5,553
October	8,894	
November	10,378	
December	11,652	
January	12,360	
February	13,536	
March	14,459	
April	14,781	
May	14,800	
June	14,800	

QUALITY

	Quantity	Base Number	Contract	AT	Region	England
% of FP17s for the same patient ID Re-attending within 3 months - Children	85	963	8.8%	11.4%	12.1%	11.5%
% of FP17s for the same patient ID Re-attending within 3 months - Adults	246	1,060	23.2%	14.9%	15.6%	15.4%
% of FP17s for the same patient ID Re-attending between 3 & 9 months - Children	549	963	57.0%	60.1%	61.2%	59.7%
% of FP17s for the same patient ID Re-attending between 3 & 9 months - Adults	454	1,060	42.8%	52.8%	54.3%	51.7%
% of FP17s for Band 1 Urgent Courses	206	1,840	11.2%	10.0%	9.1%	9.2%
% of FP17s Relating to Free Repair or Replacements	3	1,840	0.2%	0.9%	0.9%	0.7%
% of FP17s Relating to Continuations	36	1,840	2.0%	0.9%	1.0%	0.8%
% of Patients satisfied with the dentistry they have received	3	3	N/A	94.2%	94.4%	93.5%
% of Patients satisfied with the time they had to wait for an appointment	2	3	N/A	85.2%	88.1%	87.4%

* This is based on patients treated on this contract for their most recent course of treatment. Figures in italics indicate the base number of FP17s or Patient Questionnaire responses are less than 100. N/A is shown where the base number of responses is less than 10 during the period. % is calculated as Quantity/Base number*100

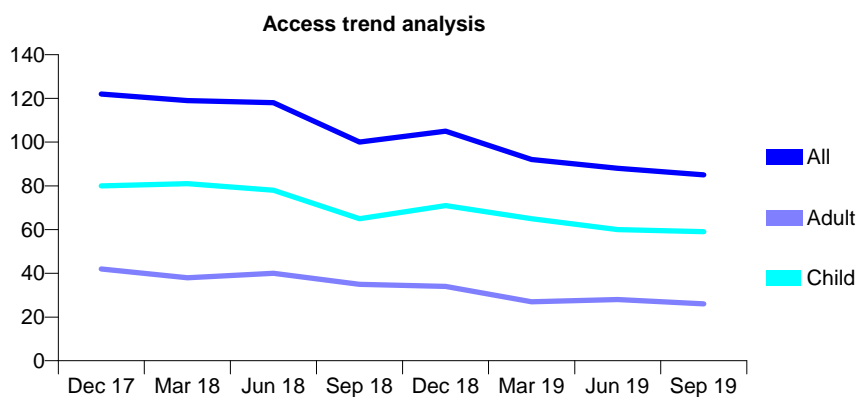
Q47 - Vital Signs At a Glance Contract Report for 677612/0001 - September 2019

Name or company name	MR S ALLAN
Contract type name	GDS Contract
Purpose of contract	General
Contract start date	01/04/2006
Contract end date	

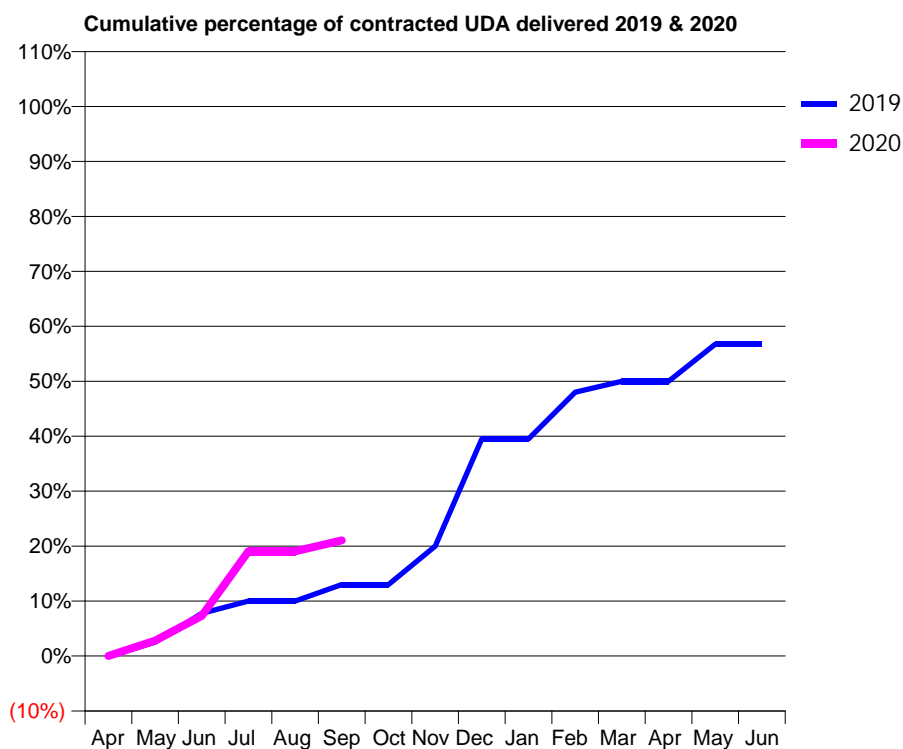
19/20 Contracted general activity (UDA)	400
Carry forward general activity (UDA)	0
19/20 Contracted orthodontic activity (UOA)	0
Carry forward orthodontic activity (UOA)	0
Baseline contract value	£9,320.84

ACCESS*

Patients seen in 24 months	Total	Change since previous quarter
Quarter ending September 2018	100	
Quarter ending December 2018	105	↑
Quarter ending March 2019	92	↓
Quarter ending June 2019	88	↓
Quarter ending September 2019	85	↓
Variance since September 2018	(15.0%)	↓



ACTIVITY



Month	Adjusted Scheduled Activity (UDA)	
	2019	2020
April	0	0
May	10	11
June	31	29
July	40	76
August	40	76
September	52	84
October	52	
November	80	
December	158	
January	158	
February	192	
March	200	
April	200	
May	227	
June	227	

QUALITY

	Quantity	Base Number	Contract	AT	Region	England
% of FP17s for the same patient ID Re-attending within 3 months - Children	5	42	11.9%	11.4%	12.1%	11.5%
% of FP17s for the same patient ID Re-attending within 3 months - Adults	2	8	25.0%	14.9%	15.6%	15.4%
% of FP17s for the same patient ID Re-attending between 3 & 9 months - Children	20	42	47.6%	60.1%	61.2%	59.7%
% of FP17s for the same patient ID Re-attending between 3 & 9 months - Adults	6	8	75.0%	52.8%	54.3%	51.7%
% of FP17s for Band 1 Urgent Courses	1	38	2.6%	10.0%	9.1%	9.2%
% of FP17s Relating to Free Repair or Replacements	0	38	0.0%	0.9%	0.9%	0.7%
% of FP17s Relating to Continuations	0	38	0.0%	0.9%	1.0%	0.8%
% of Patients satisfied with the dentistry they have received	0	0	N/A	94.2%	94.4%	93.5%
% of Patients satisfied with the time they had to wait for an appointment	0	0	N/A	85.2%	88.1%	87.4%

* This is based on patients treated on this contract for their most recent course of treatment. Figures in italics indicate the base number of FP17s or Patient Questionnaire responses are less than 100. N/A is shown where the base number of responses is less than 10 during the period. % is calculated as Quantity/Base number*100

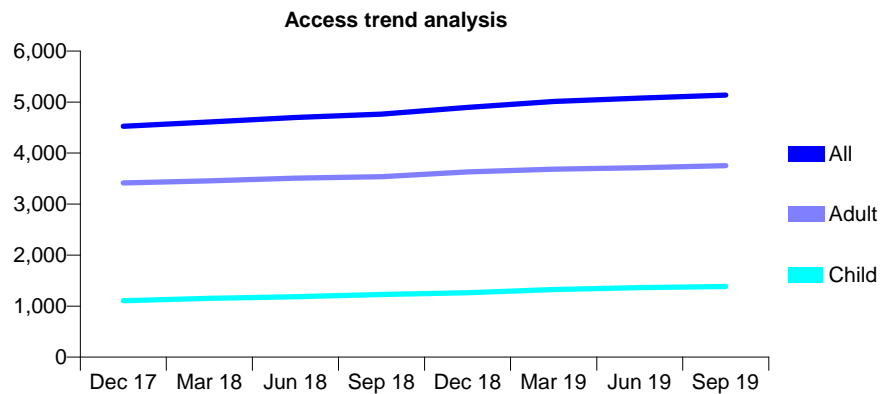
Q47 - Vital Signs At a Glance Contract Report for 679313/0001 - September 2019

Name or company name	MR CS WONG
Contract type name	GDS Contract
Purpose of contract	General
Contract start date	01/06/2008
Contract end date	

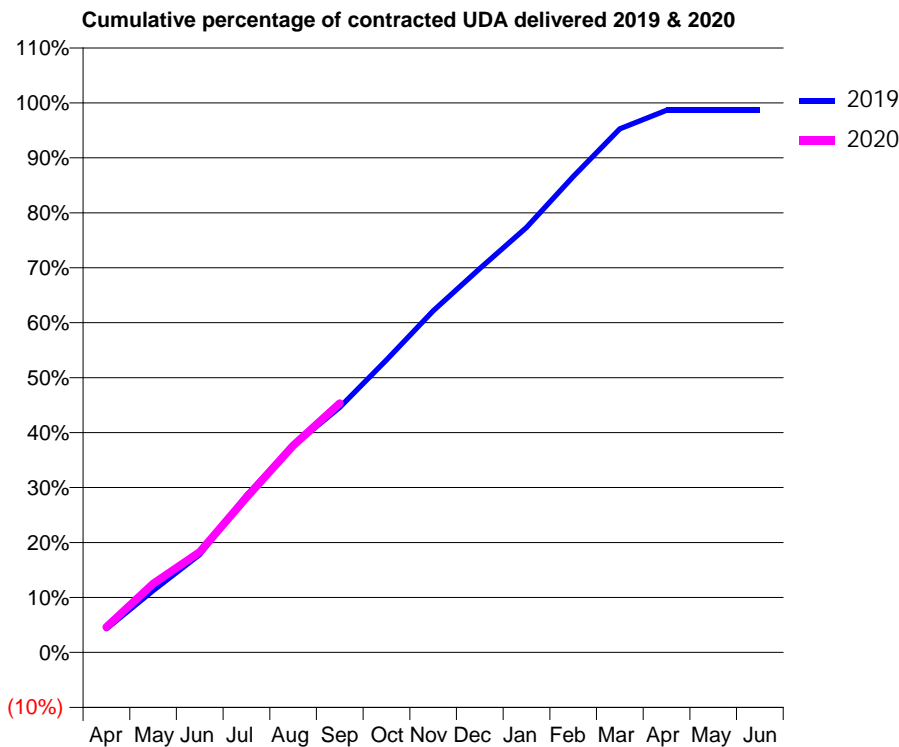
19/20 Contracted general activity (UDA)	16,856
Carry forward general activity (UDA)	0
19/20 Contracted orthodontic activity (UOA)	0
Carry forward orthodontic activity (UOA)	0
Baseline contract value	£523,512.27

ACCESS*

Patients seen in 24 months	Total	Change since previous quarter
Quarter ending September 2018	4,764	
Quarter ending December 2018	4,896	↑
Quarter ending March 2019	5,012	↑
Quarter ending June 2019	5,078	→
Quarter ending September 2019	5,138	→
Variance since September 2018	7.9%	↑



ACTIVITY



Month	Adjusted Scheduled Activity (UDA)	
	2019	2020
April	728	778
May	1,902	2,109
June	3,005	3,083
July	4,818	4,754
August	6,338	6,345
September	7,519	7,640
October	8,973	
November	10,478	
December	11,776	
January	13,033	
February	14,599	
March	16,057	
April	16,630	
May	16,630	
June	16,630	

QUALITY

	Quantity	Base Number	Contract	AT	Region	England
% of FP17s for the same patient ID Re-attending within 3 months - Children	87	1,052	8.3%	11.4%	12.1%	11.5%
% of FP17s for the same patient ID Re-attending within 3 months - Adults	509	3,128	16.3%	14.9%	15.6%	15.4%
% of FP17s for the same patient ID Re-attending between 3 & 9 months - Children	637	1,052	60.6%	60.1%	61.2%	59.7%
% of FP17s for the same patient ID Re-attending between 3 & 9 months - Adults	1,993	3,128	63.7%	52.8%	54.3%	51.7%
% of FP17s for Band 1 Urgent Courses	328	3,899	8.4%	10.0%	9.1%	9.2%
% of FP17s Relating to Free Repair or Replacements	20	3,899	0.5%	0.9%	0.9%	0.7%
% of FP17s Relating to Continuations	96	3,899	2.5%	0.9%	1.0%	0.8%
% of Patients satisfied with the dentistry they have received	3	4	N/A	94.2%	94.4%	93.5%
% of Patients satisfied with the time they had to wait for an appointment	3	4	N/A	85.2%	88.1%	87.4%

* This is based on patients treated on this contract for their most recent course of treatment. Figures in italics indicate the base number of FP17s or Patient Questionnaire responses are less than 100. N/A is shown where the base number of responses is less than 10 during the period. % is calculated as Quantity/Base number*100

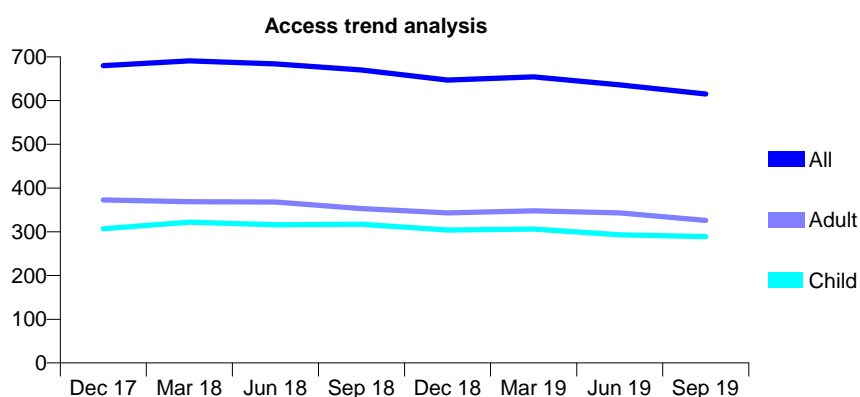
Q47 - Vital Signs At a Glance Contract Report for 696293/0001 - September 2019

Name or company name	MR V PATEL
Contract type name	GDS Contract
Purpose of contract	General
Contract start date	01/11/2015
Contract end date	

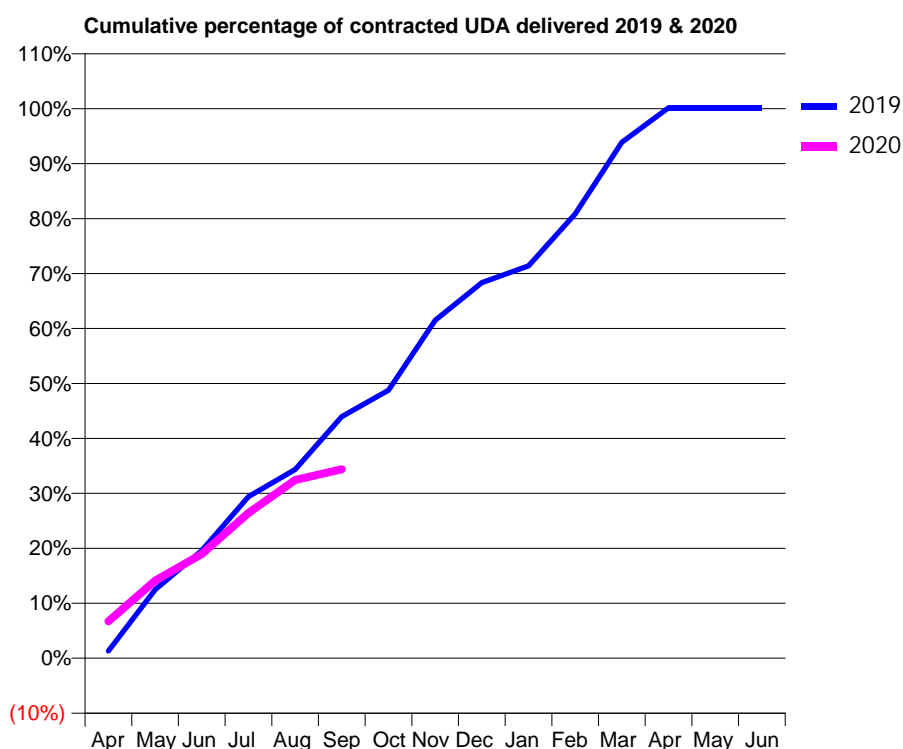
19/20 Contracted general activity (UDA)	2,790
Carry forward general activity (UDA)	-4
19/20 Contracted orthodontic activity (UOA)	0
Carry forward orthodontic activity (UOA)	0
Baseline contract value	£62,828.15

ACCESS*

Patients seen in 24 months	Total	Change since previous quarter
Quarter ending September 2018	670	
Quarter ending December 2018	647	↓
Quarter ending March 2019	654	→
Quarter ending June 2019	636	↓
Quarter ending September 2019	615	↓
Variance since September 2018	(8.2%)	↓



ACTIVITY



Month	2019	2020
April	37	187
May	349	394
June	546	528
July	820	738
August	958	905
September	1,226	959
October	1,360	
November	1,716	
December	1,907	
January	1,992	
February	2,256	
March	2,619	
April	2,794	
May	2,794	
June	2,794	

QUALITY

	Quantity	Base Number	Contract	AT	Region	England
% of FP17s for the same patient ID Re-attending within 3 months - Children	34	241	14.1%	11.4%	12.1%	11.5%
% of FP17s for the same patient ID Re-attending within 3 months - Adults	40	175	22.9%	14.9%	15.6%	15.4%
% of FP17s for the same patient ID Re-attending between 3 & 9 months - Children	162	241	67.2%	60.1%	61.2%	59.7%
% of FP17s for the same patient ID Re-attending between 3 & 9 months - Adults	75	175	42.9%	52.8%	54.3%	51.7%
% of FP17s for Band 1 Urgent Courses	20	379	5.3%	10.0%	9.1%	9.2%
% of FP17s Relating to Free Repair or Replacements	0	379	0.0%	0.9%	0.9%	0.7%
% of FP17s Relating to Continuations	0	379	0.0%	0.9%	1.0%	0.8%
% of Patients satisfied with the dentistry they have received	0	0	N/A	94.2%	94.4%	93.5%
% of Patients satisfied with the time they had to wait for an appointment	0	0	N/A	85.2%	88.1%	87.4%

* This is based on patients treated on this contract for their most recent course of treatment.

Figures in italics indicate the base number of FP17s or Patient Questionnaire responses are less than 100. N/A is shown where the base number of responses is less than 10 during the period. % is calculated as Quantity/Base number*100

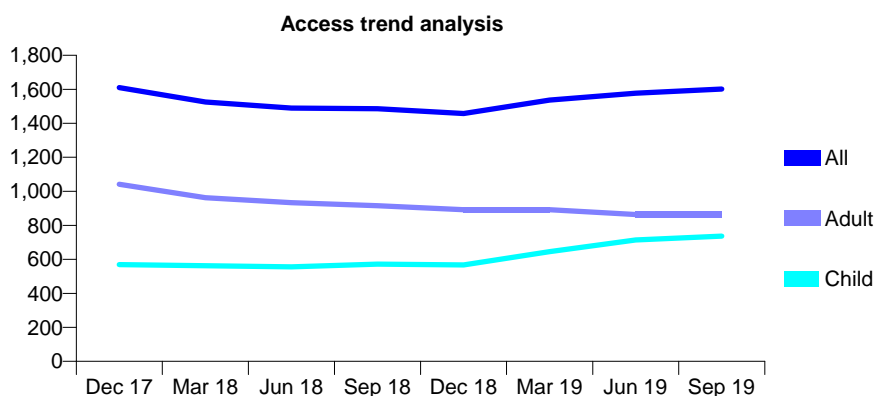
Q47 - Vital Signs At a Glance Contract Report for 723967/0002 - September 2019

Name or company name	Lowerbank Dental Practice
Contract type name	GDS Contract
Purpose of contract	General
Contract start date	21/12/2015
Contract end date	

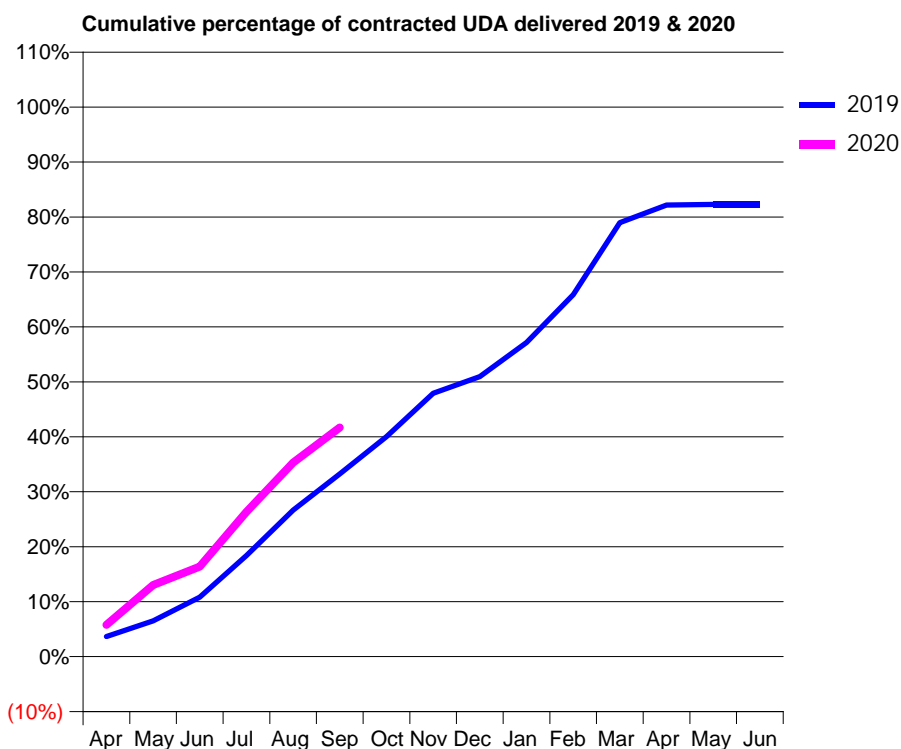
19/20 Contracted general activity (UDA)	4,446
Carry forward general activity (UDA)	0
19/20 Contracted orthodontic activity (UOA)	0
Carry forward orthodontic activity (UOA)	0
Baseline contract value	£123,418.13

ACCESS*

Patients seen in 24 months	Total	Change since previous quarter
Quarter ending September 2018	1,486	
Quarter ending December 2018	1,458	↓
Quarter ending March 2019	1,536	↑
Quarter ending June 2019	1,577	↑
Quarter ending September 2019	1,601	→
Variance since September 2018	7.7%	↑



ACTIVITY



Month	Adjusted Scheduled Activity (UDA)	
	2019	2020
April	163	257
May	290	580
June	482	729
July	817	1,171
August	1,185	1,571
September	1,478	1,853
October	1,780	
November	2,131	
December	2,265	
January	2,542	
February	2,928	
March	3,511	
April	3,654	
May	3,658	
June	3,658	

QUALITY

	Quantity	Base Number	Contract	AT	Region	England
% of FP17s for the same patient ID Re-attending within 3 months - Children	43	609	7.1%	11.4%	12.1%	11.5%
% of FP17s for the same patient ID Re-attending within 3 months - Adults	103	636	16.2%	14.9%	15.6%	15.4%
% of FP17s for the same patient ID Re-attending between 3 & 9 months - Children	345	609	56.7%	60.1%	61.2%	59.7%
% of FP17s for the same patient ID Re-attending between 3 & 9 months - Adults	367	636	57.7%	52.8%	54.3%	51.7%
% of FP17s for Band 1 Urgent Courses	61	1,136	5.4%	10.0%	9.1%	9.2%
% of FP17s Relating to Free Repair or Replacements	4	1,136	0.4%	0.9%	0.9%	0.7%
% of FP17s Relating to Continuations	6	1,136	0.5%	0.9%	1.0%	0.8%
% of Patients satisfied with the dentistry they have received	1	1	N/A	94.2%	94.4%	93.5%
% of Patients satisfied with the time they had to wait for an appointment	0	1	N/A	85.2%	88.1%	87.4%

* This is based on patients treated on this contract for their most recent course of treatment. Figures in italics indicate the base number of FP17s or Patient Questionnaire responses are less than 100. N/A is shown where the base number of responses is less than 10 during the period. % is calculated as Quantity/Base number*100

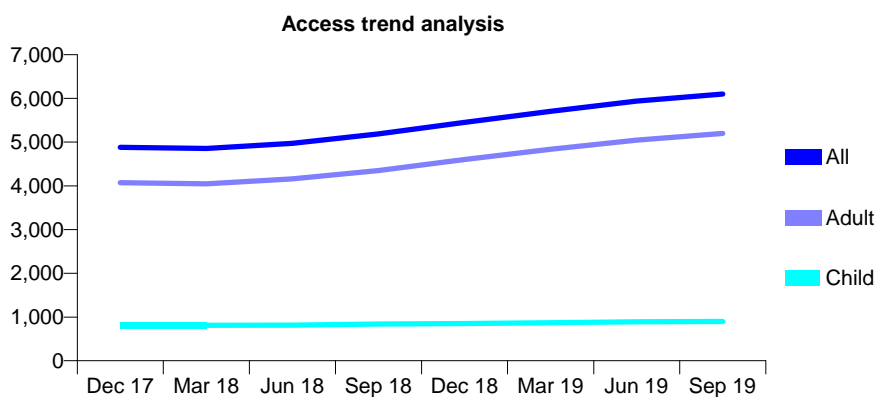
Q47 - Vital Signs At a Glance Contract Report for 724491/0002 - September 2019

Name or company name	Avondale Dental Practice
Contract type name	GDS Contract
Purpose of contract	General
Contract start date	01/04/2006
Contract end date	

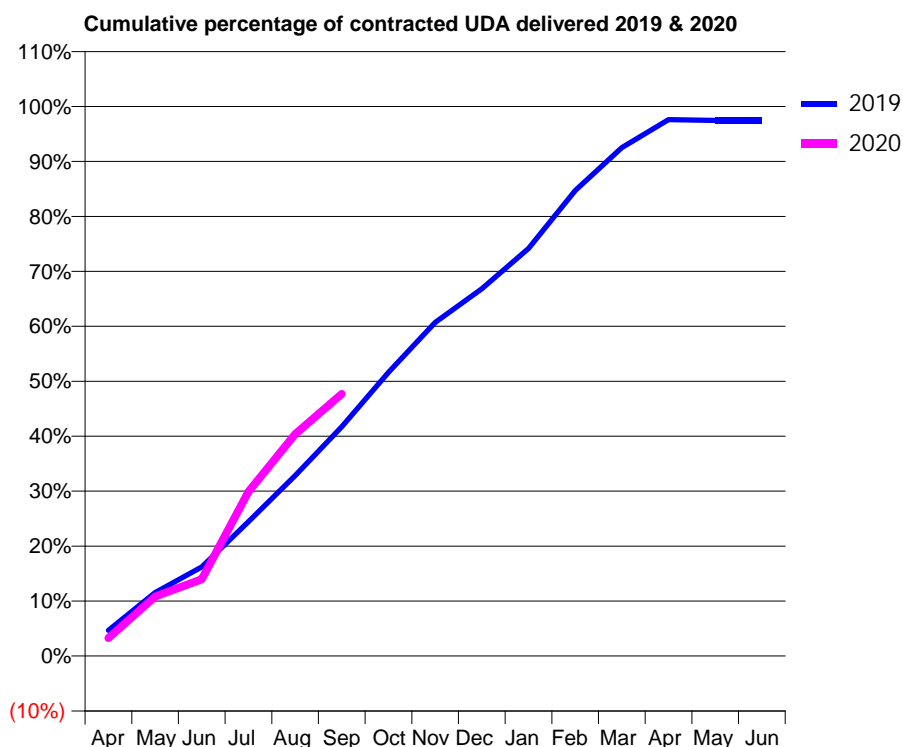
19/20 Contracted general activity (UDA)	15,203
Carry forward general activity (UDA)	0
19/20 Contracted orthodontic activity (UOA)	0
Carry forward orthodontic activity (UOA)	0
Baseline contract value	£371,996.27

ACCESS*

Patients seen in 24 months	Total	Change since previous quarter
Quarter ending September 2018	5,191	
Quarter ending December 2018	5,452	↑
Quarter ending March 2019	5,704	↑
Quarter ending June 2019	5,938	↑
Quarter ending September 2019	6,098	↑
Variance since September 2018	17.5%	↑



ACTIVITY



Month	Adjusted Scheduled Activity (UDA)	
	2019	2020
April	781	498
May	1,933	1,642
June	2,705	2,122
July	4,082	4,542
August	5,488	6,137
September	6,969	7,253
October	8,622	
November	10,139	
December	11,162	
January	12,387	
February	14,148	
March	15,451	
April	16,300	
May	16,278	
June	16,278	

QUALITY

	Quantity	Base Number	Contract	AT	Region	England
% of FP17s for the same patient ID Re-attending within 3 months - Children	33	515	6.4%	11.4%	12.1%	11.5%
% of FP17s for the same patient ID Re-attending within 3 months - Adults	477	3,101	15.4%	14.9%	15.6%	15.4%
% of FP17s for the same patient ID Re-attending between 3 & 9 months - Children	168	515	32.6%	60.1%	61.2%	59.7%
% of FP17s for the same patient ID Re-attending between 3 & 9 months - Adults	1,032	3,101	33.3%	52.8%	54.3%	51.7%
% of FP17s for Band 1 Urgent Courses	534	3,304	16.2%	10.0%	9.1%	9.2%
% of FP17s Relating to Free Repair or Replacements	72	3,304	2.2%	0.9%	0.9%	0.7%
% of FP17s Relating to Continuations	47	3,304	1.4%	0.9%	1.0%	0.8%
% of Patients satisfied with the dentistry they have received	2	2	N/A	94.2%	94.4%	93.5%
% of Patients satisfied with the time they had to wait for an appointment	2	2	N/A	85.2%	88.1%	87.4%

* This is based on patients treated on this contract for their most recent course of treatment. Figures in italics indicate the base number of FP17s or Patient Questionnaire responses are less than 100. N/A is shown where the base number of responses is less than 10 during the period. % is calculated as Quantity/Base number*100

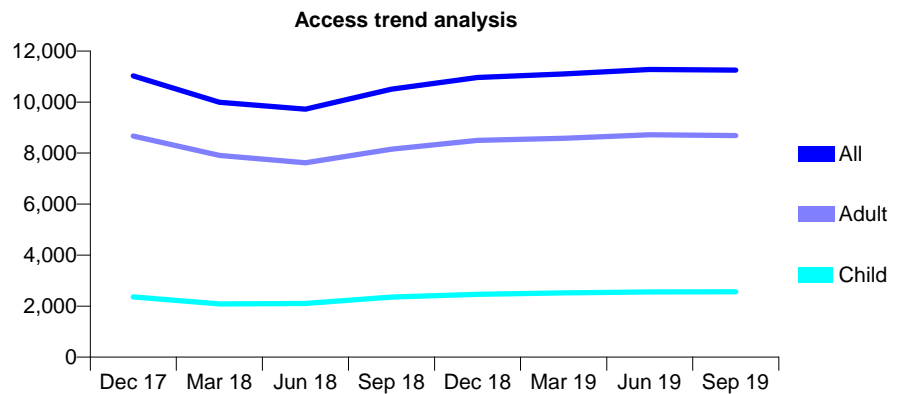
Q47 - Vital Signs At a Glance Contract Report for 724491/0003 - September 2019

Name or company name	Cavendish Dental Practice
Contract type name	GDS Contract
Purpose of contract	General
Contract start date	01/04/2006
Contract end date	

19/20 Contracted general activity (UDA)	33,996
Carry forward general activity (UDA)	0
19/20 Contracted orthodontic activity (UOA)	0
Carry forward orthodontic activity (UOA)	0
Baseline contract value	£844,553.88

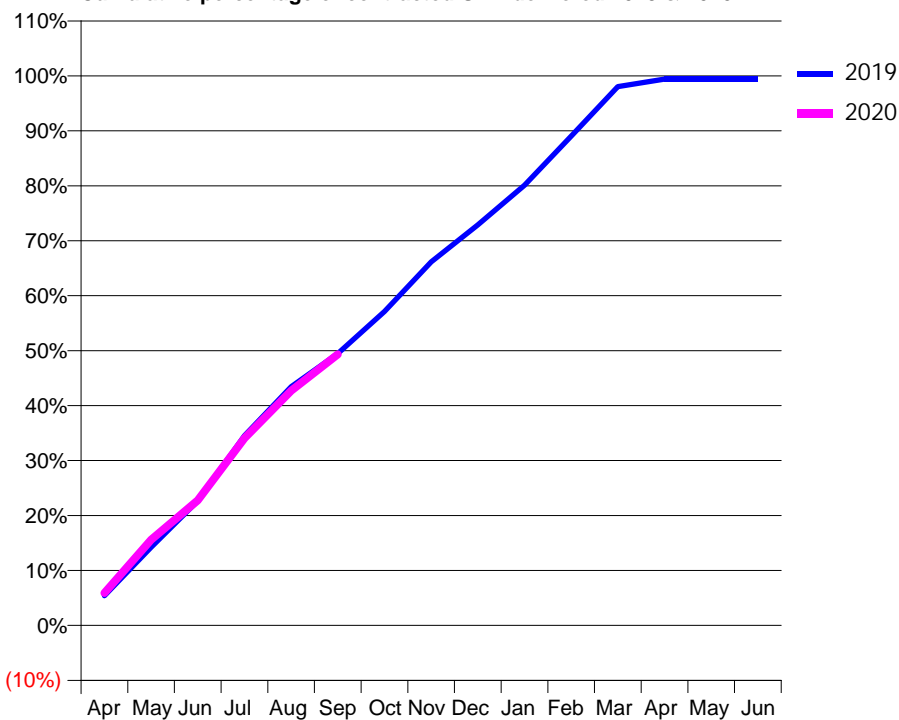
ACCESS*

Patients seen in 24 months	Total	Change since previous quarter
Quarter ending September 2018	10,509	
Quarter ending December 2018	10,960	↑
Quarter ending March 2019	11,101	→
Quarter ending June 2019	11,277	→
Quarter ending September 2019	11,254	→
Variance since September 2018	7.1%	↑



ACTIVITY

Cumulative percentage of contracted UDA delivered 2019 & 2020



Month	Adjusted Scheduled Activity (UDA)	
	2019	2020
April	1,840	2,012
May	4,840	5,301
June	7,703	7,745
July	11,738	11,575
August	14,760	14,526
September	16,813	16,770
October	19,425	
November	22,491	
December	24,782	
January	27,231	
February	30,271	
March	33,335	
April	33,798	
May	33,799	
June	33,798	

QUALITY

	Quantity	Base Number	Contract	AT	Region	England
% of FP17s for the same patient ID Re-attending within 3 months - Children	112	1,982	5.7%	11.4%	12.1%	11.5%
% of FP17s for the same patient ID Re-attending within 3 months - Adults	592	6,192	9.6%	14.9%	15.6%	15.4%
% of FP17s for the same patient ID Re-attending between 3 & 9 months - Children	1,362	1,982	68.7%	60.1%	61.2%	59.7%
% of FP17s for the same patient ID Re-attending between 3 & 9 months - Adults	3,627	6,192	58.6%	52.8%	54.3%	51.7%
% of FP17s for Band 1 Urgent Courses	351	7,916	4.4%	10.0%	9.1%	9.2%
% of FP17s Relating to Free Repair or Replacements	42	7,916	0.5%	0.9%	0.9%	0.7%
% of FP17s Relating to Continuations	35	7,916	0.4%	0.9%	1.0%	0.8%
% of Patients satisfied with the dentistry they have received	9	9	N/A	94.2%	94.4%	93.5%
% of Patients satisfied with the time they had to wait for an appointment	8	9	N/A	85.2%	88.1%	87.4%

* This is based on patients treated on this contract for their most recent course of treatment. Figures in italics indicate the base number of FP17s or Patient Questionnaire responses are less than 100. N/A is shown where the base number of responses is less than 10 during the period. % is calculated as Quantity/Base number*100

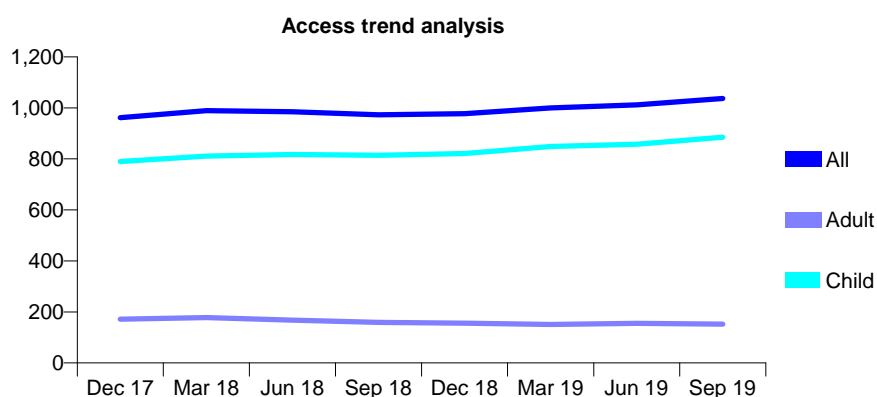
Q47 - Vital Signs At a Glance Contract Report for 729272/0001 - September 2019

Name or company name	Towngate Dental Practice
Contract type name	GDS Contract
Purpose of contract	General
Contract start date	01/04/2006
Contract end date	

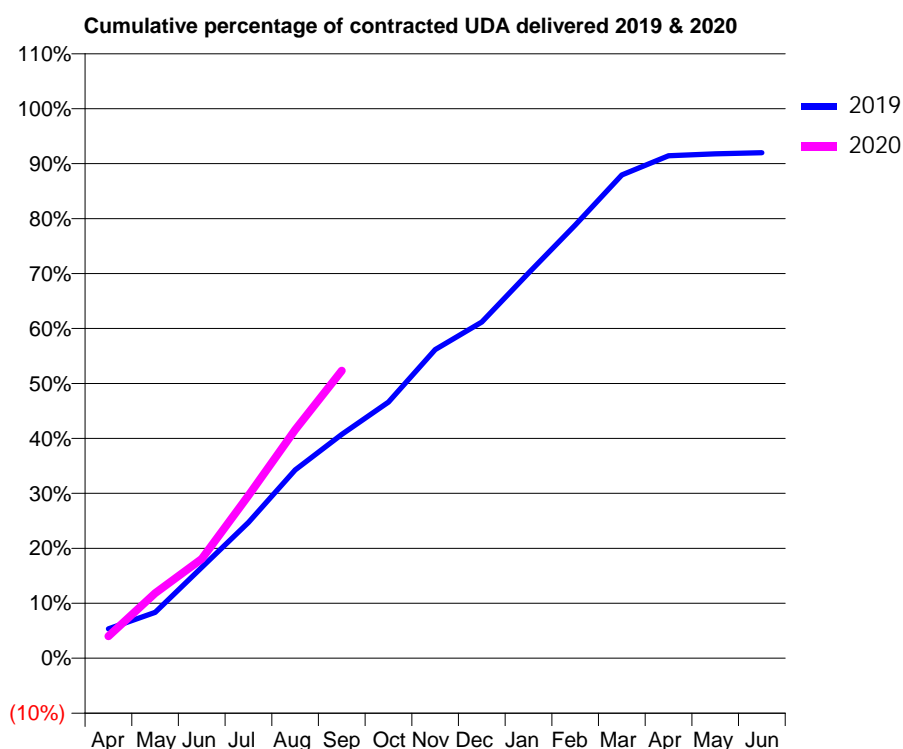
19/20 Contracted general activity (UDA)	2,485
Carry forward general activity (UDA)	0
19/20 Contracted orthodontic activity (UOA)	0
Carry forward orthodontic activity (UOA)	0
Baseline contract value	£57,757.66

ACCESS*

Patients seen in 24 months	Total	Change since previous quarter
Quarter ending September 2018	973	
Quarter ending December 2018	977	→
Quarter ending March 2019	1,000	↑
Quarter ending June 2019	1,012	→
Quarter ending September 2019	1,037	↑
Variance since September 2018	6.6%	↑



ACTIVITY



Month	2019	2020
April	133	100
May	207	294
June	411	449
July	614	735
August	851	1,033
September	1,012	1,300
October	1,158	
November	1,396	
December	1,520	
January	1,742	
February	1,958	
March	2,185	
April	2,272	
May	2,281	
June	2,286	

QUALITY

	Quantity	Base Number	Contract	AT	Region	England
% of FP17s for the same patient ID Re-attending within 3 months - Children	79	718	11.0%	11.4%	12.1%	11.5%
% of FP17s for the same patient ID Re-attending within 3 months - Adults	6	74	8.1%	14.9%	15.6%	15.4%
% of FP17s for the same patient ID Re-attending between 3 & 9 months - Children	437	718	60.9%	60.1%	61.2%	59.7%
% of FP17s for the same patient ID Re-attending between 3 & 9 months - Adults	58	74	78.4%	52.8%	54.3%	51.7%
% of FP17s for Band 1 Urgent Courses	37	726	5.1%	10.0%	9.1%	9.2%
% of FP17s Relating to Free Repair or Replacements	0	726	0.0%	0.9%	0.9%	0.7%
% of FP17s Relating to Continuations	0	726	0.0%	0.9%	1.0%	0.8%
% of Patients satisfied with the dentistry they have received	0	0	N/A	94.2%	94.4%	93.5%
% of Patients satisfied with the time they had to wait for an appointment	0	0	N/A	85.2%	88.1%	87.4%

* This is based on patients treated on this contract for their most recent course of treatment.

Figures in italics indicate the base number of FP17s or Patient Questionnaire responses are less than 100. N/A is shown where the base number of responses is less than 10 during the period. % is calculated as Quantity/Base number*100

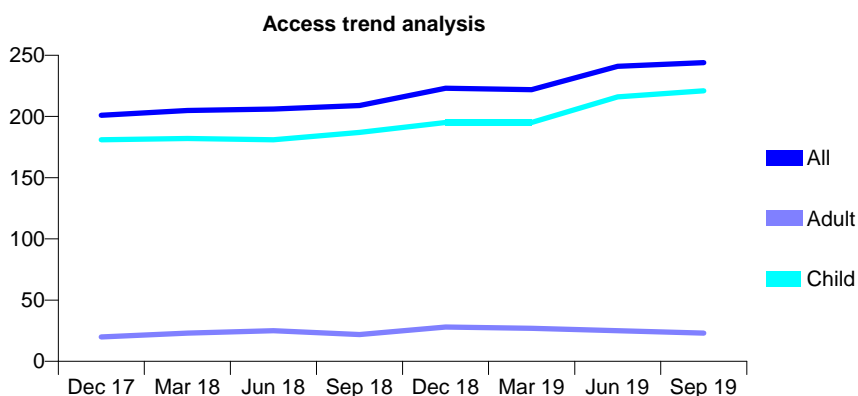
Q47 - Vital Signs At a Glance Contract Report for 731501/0001 - September 2019

Name or company name	MR MJ GLOVER
Contract type name	GDS Contract
Purpose of contract	General
Contract start date	01/04/2006
Contract end date	

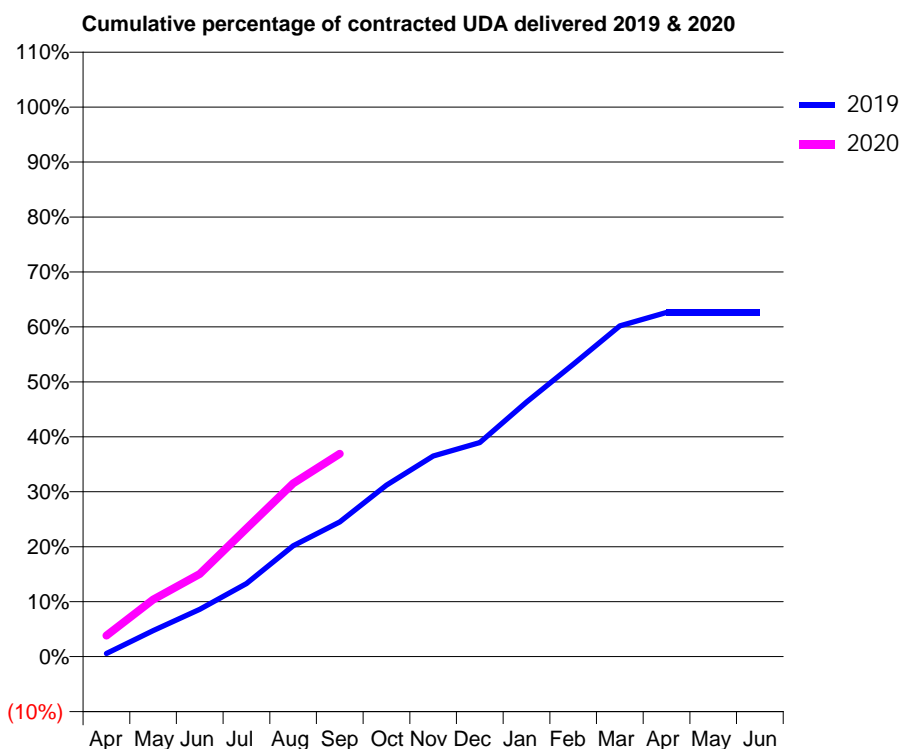
19/20 Contracted general activity (UDA)	700
Carry forward general activity (UDA)	0
19/20 Contracted orthodontic activity (UOA)	0
Carry forward orthodontic activity (UOA)	0
Baseline contract value	£14,934.43

ACCESS*

Patients seen in 24 months	Total	Change since previous quarter
Quarter ending September 2018	209	
Quarter ending December 2018	223	↑
Quarter ending March 2019	222	→
Quarter ending June 2019	241	↑
Quarter ending September 2019	244	→
Variance since September 2018	16.7%	↑



ACTIVITY



Month	Adjusted Scheduled Activity (UDA)	
	2019	2020
April	4	27
May	33	73
June	60	105
July	93	163
August	141	221
September	171	258
October	218	
November	256	
December	273	
January	324	
February	372	
March	421	
April	438	
May	438	
June	438	

QUALITY

	Quantity	Base Number	Contract	AT	Region	England
% of FP17s for the same patient ID Re-attending within 3 months - Children	25	178	14.0%	11.4%	12.1%	11.5%
% of FP17s for the same patient ID Re-attending within 3 months - Adults	0	0	N/A	14.9%	15.6%	15.4%
% of FP17s for the same patient ID Re-attending between 3 & 9 months - Children	83	178	46.6%	60.1%	61.2%	59.7%
% of FP17s for the same patient ID Re-attending between 3 & 9 months - Adults	0	0	N/A	52.8%	54.3%	51.7%
% of FP17s for Band 1 Urgent Courses	17	167	10.2%	10.0%	9.1%	9.2%
% of FP17s Relating to Free Repair or Replacements	0	167	0.0%	0.9%	0.9%	0.7%
% of FP17s Relating to Continuations	0	167	0.0%	0.9%	1.0%	0.8%
% of Patients satisfied with the dentistry they have received	0	0	N/A	94.2%	94.4%	93.5%
% of Patients satisfied with the time they had to wait for an appointment	0	0	N/A	85.2%	88.1%	87.4%

* This is based on patients treated on this contract for their most recent course of treatment. Figures in italics indicate the base number of FP17s or Patient Questionnaire responses are less than 100. N/A is shown where the base number of responses is less than 10 during the period. % is calculated as Quantity/Base number*100

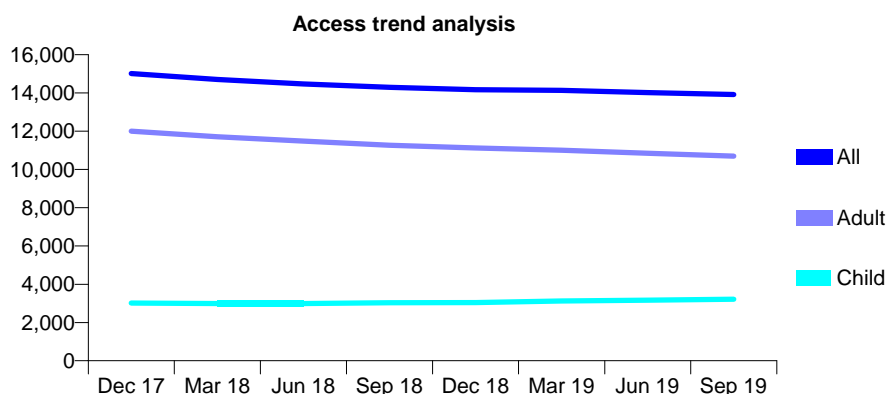
Q47 - Vital Signs At a Glance Contract Report for 732141/0001 - September 2019

Name or company name	Mr Martin Kenyon and Mr Peter Kenyon
Contract type name	GDS Contract
Purpose of contract	General
Contract start date	01/04/2006
Contract end date	

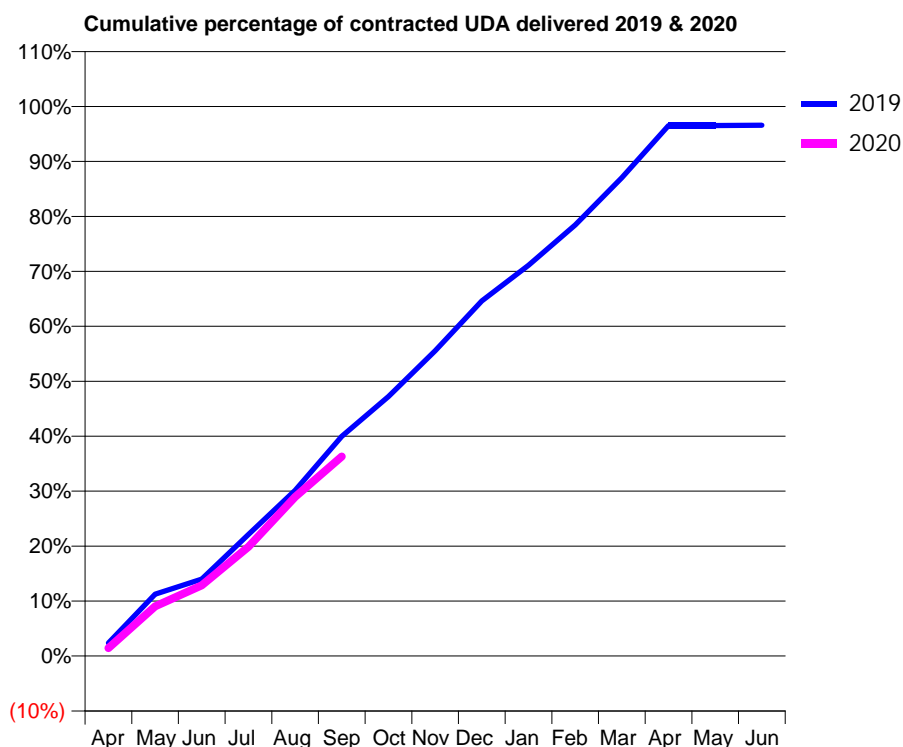
19/20 Contracted general activity (UDA)	48,868
Carry forward general activity (UDA)	0
19/20 Contracted orthodontic activity (UOA)	0
Carry forward orthodontic activity (UOA)	0
Baseline contract value	£1,828,032.31

ACCESS*

Patients seen in 24 months	Total	Change since previous quarter
Quarter ending September 2018	14,296	
Quarter ending December 2018	14,170	→
Quarter ending March 2019	14,134	→
Quarter ending June 2019	14,014	→
Quarter ending September 2019	13,916	→
Variance since September 2018	(2.7%)	↓



ACTIVITY



Month	Adjusted Scheduled Activity (UDA)	
	2019	2020
April	1,108	707
May	5,255	4,420
June	6,533	6,281
July	10,327	9,713
August	14,078	14,149
September	18,669	17,741
October	22,041	
November	25,945	
December	30,165	
January	33,191	
February	36,631	
March	40,635	
April	45,068	
May	45,071	
June	45,098	

QUALITY

	Quantity	Base Number	Contract	AT	Region	England
% of FP17s for the same patient ID Re-attending within 3 months - Children	157	2,788	5.6%	11.4%	12.1%	11.5%
% of FP17s for the same patient ID Re-attending within 3 months - Adults	748	7,727	9.7%	14.9%	15.6%	15.4%
% of FP17s for the same patient ID Re-attending between 3 & 9 months - Children	1,738	2,788	62.3%	60.1%	61.2%	59.7%
% of FP17s for the same patient ID Re-attending between 3 & 9 months - Adults	4,621	7,727	59.8%	52.8%	54.3%	51.7%
% of FP17s for Band 1 Urgent Courses	361	8,629	4.2%	10.0%	9.1%	9.2%
% of FP17s Relating to Free Repair or Replacements	38	8,629	0.4%	0.9%	0.9%	0.7%
% of FP17s Relating to Continuations	117	8,629	1.4%	0.9%	1.0%	0.8%
% of Patients satisfied with the dentistry they have received	18	19	94.7%	94.2%	94.4%	93.5%
% of Patients satisfied with the time they had to wait for an appointment	17	19	89.5%	85.2%	88.1%	87.4%

* This is based on patients treated on this contract for their most recent course of treatment. Figures in italics indicate the base number of FP17s or Patient Questionnaire responses are less than 100. N/A is shown where the base number of responses is less than 10 during the period. % is calculated as Quantity/Base number*100

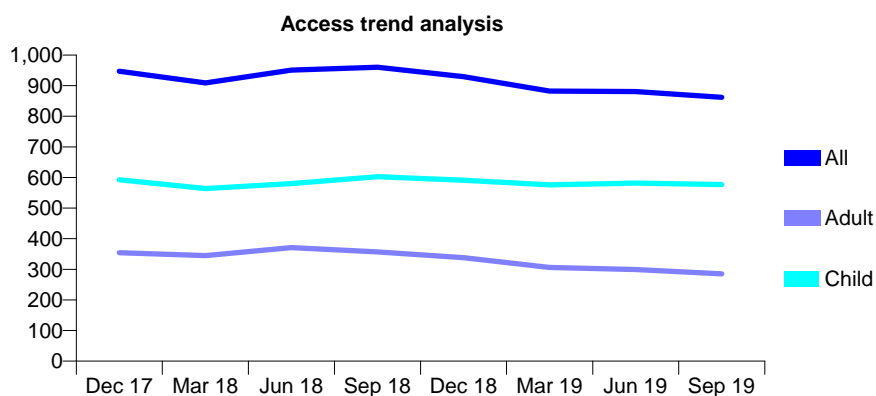
Q47 - Vital Signs At a Glance Contract Report for 736554/0001 - September 2019

Name or company name	Irfan Ahmed
Contract type name	GDS Contract
Purpose of contract	General
Contract start date	01/04/2006
Contract end date	

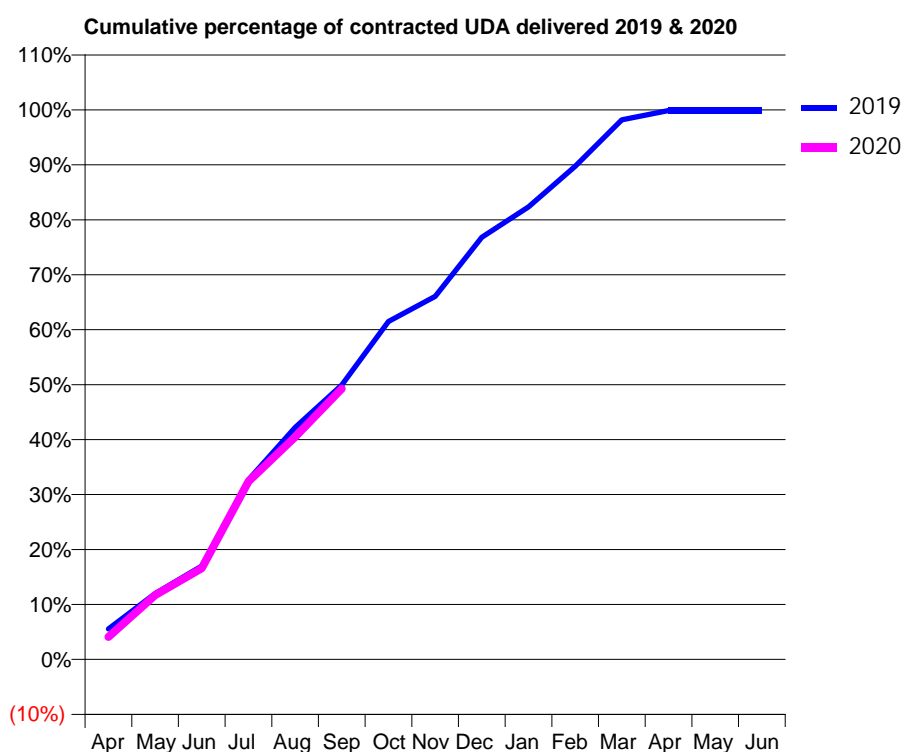
19/20 Contracted general activity (UDA)	3,000
Carry forward general activity (UDA)	4
19/20 Contracted orthodontic activity (UOA)	0
Carry forward orthodontic activity (UOA)	0
Baseline contract value	£73,289.69

ACCESS*

Patients seen in 24 months	Total	Change since previous quarter
Quarter ending September 2018	960	
Quarter ending December 2018	929	↓
Quarter ending March 2019	882	↓
Quarter ending June 2019	881	→
Quarter ending September 2019	862	↓
Variance since September 2018	(10.2%)	↓



ACTIVITY



Month	Adjusted Scheduled Activity (UDA)	
	2019	2020
April	166	123
May	360	351
June	510	498
July	981	971
August	1,266	1,214
September	1,498	1,478
October	1,844	
November	1,982	
December	2,304	
January	2,471	
February	2,692	
March	2,945	
April	2,996	
May	2,996	
June	2,996	

QUALITY

	Quantity	Base Number	Contract	AT	Region	England
% of FP17s for the same patient ID Re-attending within 3 months - Children	123	609	20.2%	11.4%	12.1%	11.5%
% of FP17s for the same patient ID Re-attending within 3 months - Adults	18	111	16.2%	14.9%	15.6%	15.4%
% of FP17s for the same patient ID Re-attending between 3 & 9 months - Children	351	609	57.6%	60.1%	61.2%	59.7%
% of FP17s for the same patient ID Re-attending between 3 & 9 months - Adults	61	111	55.0%	52.8%	54.3%	51.7%
% of FP17s for Band 1 Urgent Courses	30	696	4.3%	10.0%	9.1%	9.2%
% of FP17s Relating to Free Repair or Replacements	0	696	0.0%	0.9%	0.9%	0.7%
% of FP17s Relating to Continuations	0	696	0.0%	0.9%	1.0%	0.8%
% of Patients satisfied with the dentistry they have received	0	0	N/A	94.2%	94.4%	93.5%
% of Patients satisfied with the time they had to wait for an appointment	0	0	N/A	85.2%	88.1%	87.4%

* This is based on patients treated on this contract for their most recent course of treatment. Figures in italics indicate the base number of FP17s or Patient Questionnaire responses are less than 100. N/A is shown where the base number of responses is less than 10 during the period. % is calculated as Quantity/Base number*100

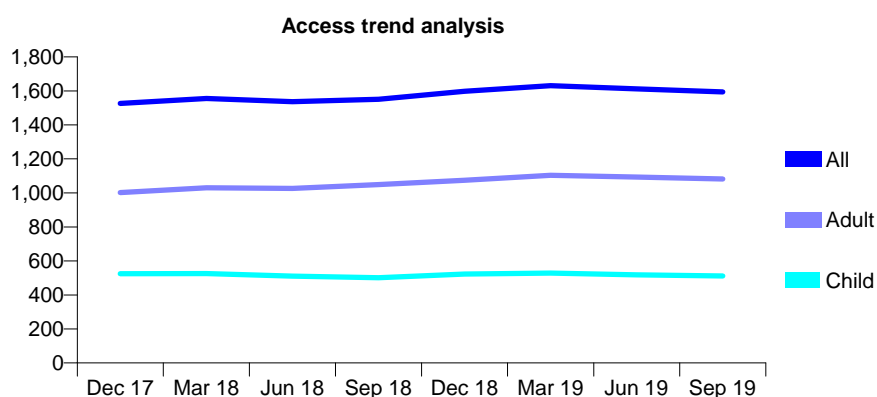
Q47 - Vital Signs At a Glance Contract Report for 739693/0001 - September 2019

Name or company name	MR JC LORD
Contract type name	GDS Contract
Purpose of contract	General
Contract start date	01/04/2006
Contract end date	

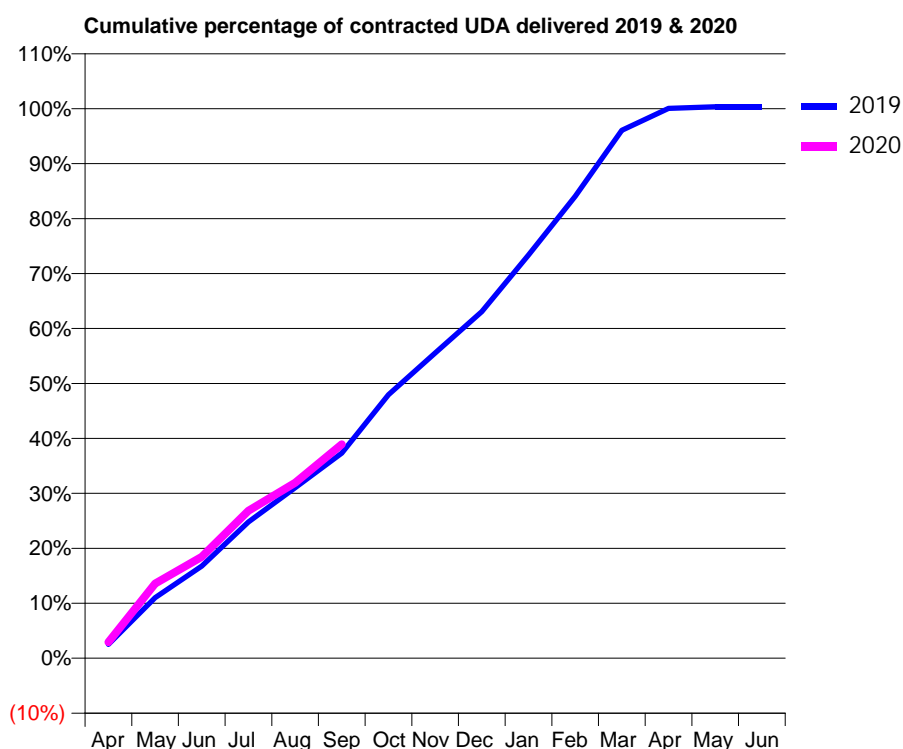
19/20 Contracted general activity (UDA)	1,760
Carry forward general activity (UDA)	-6
19/20 Contracted orthodontic activity (UOA)	0
Carry forward orthodontic activity (UOA)	0
Baseline contract value	£43,160.49

ACCESS*

Patients seen in 24 months	Total	Change since previous quarter
Quarter ending September 2018	1,550	
Quarter ending December 2018	1,597	↑
Quarter ending March 2019	1,631	↑
Quarter ending June 2019	1,611	↓
Quarter ending September 2019	1,594	↓
Variance since September 2018	2.8%	↑



ACTIVITY



Month	2019	2020
April	45	52
May	194	239
June	295	325
July	436	472
August	546	562
September	657	685
October	844	
November	978	
December	1,110	
January	1,291	
February	1,480	
March	1,691	
April	1,761	
May	1,766	
June	1,766	

QUALITY

	Quantity	Base Number	Contract	AT	Region	England
% of FP17s for the same patient ID Re-attending within 3 months - Children	20	317	6.3%	11.4%	12.1%	11.5%
% of FP17s for the same patient ID Re-attending within 3 months - Adults	91	699	13.0%	14.9%	15.6%	15.4%
% of FP17s for the same patient ID Re-attending between 3 & 9 months - Children	139	317	43.8%	60.1%	61.2%	59.7%
% of FP17s for the same patient ID Re-attending between 3 & 9 months - Adults	338	699	48.4%	52.8%	54.3%	51.7%
% of FP17s for Band 1 Urgent Courses	26	433	6.0%	10.0%	9.1%	9.2%
% of FP17s Relating to Free Repair or Replacements	0	433	0.0%	0.9%	0.9%	0.7%
% of FP17s Relating to Continuations	5	433	1.2%	0.9%	1.0%	0.8%
% of Patients satisfied with the dentistry they have received	1	1	N/A	94.2%	94.4%	93.5%
% of Patients satisfied with the time they had to wait for an appointment	1	1	N/A	85.2%	88.1%	87.4%

* This is based on patients treated on this contract for their most recent course of treatment. Figures in italics indicate the base number of FP17s or Patient Questionnaire responses are less than 100. N/A is shown where the base number of responses is less than 10 during the period. % is calculated as Quantity/Base number*100

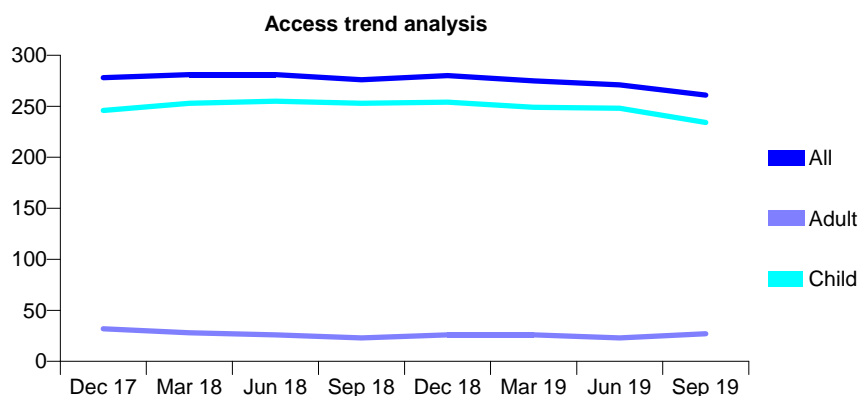
Q47 - Vital Signs At a Glance Contract Report for 740756/0002 - September 2019

Name or company name	MR MP COYLE
Contract type name	GDS Contract
Purpose of contract	General
Contract start date	01/04/2012
Contract end date	

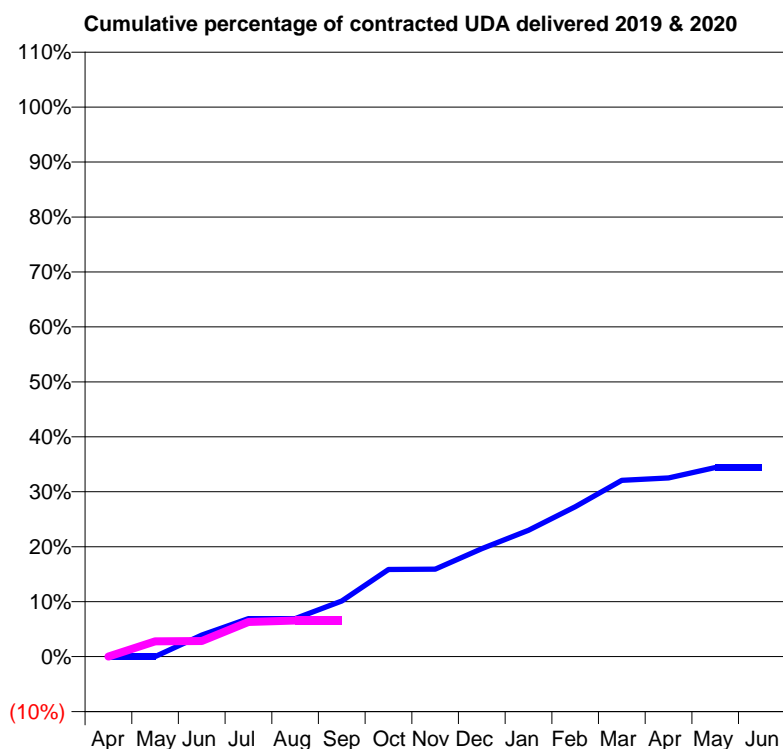
19/20 Contracted general activity (UDA)	1,400
Carry forward general activity (UDA)	0
19/20 Contracted orthodontic activity (UOA)	0
Carry forward orthodontic activity (UOA)	0
Baseline contract value	£32,837.47

ACCESS*

Patients seen in 24 months	Total	Change since previous quarter
Quarter ending September 2018	276	
Quarter ending December 2018	280	→
Quarter ending March 2019	275	↓
Quarter ending June 2019	271	↓
Quarter ending September 2019	261	↓
Variance since September 2018	(5.4%)	↓



ACTIVITY



Month	Adjusted Scheduled Activity (UDA)	
	2019	2020
April	0	0
May	0	39
June	55	40
July	97	88
August	97	92
September	142	92
October	222	
November	223	
December	275	
January	322	
February	382	
March	449	
April	455	
May	482	
June	482	

QUALITY

	Quantity	Base Number	Contract	AT	Region	England
% of FP17s for the same patient ID Re-attending within 3 months - Children	7	105	6.7%	11.4%	12.1%	11.5%
% of FP17s for the same patient ID Re-attending within 3 months - Adults	0	1	0.0%	14.9%	15.6%	15.4%
% of FP17s for the same patient ID Re-attending between 3 & 9 months - Children	63	105	60.0%	60.1%	61.2%	59.7%
% of FP17s for the same patient ID Re-attending between 3 & 9 months - Adults	0	1	0.0%	52.8%	54.3%	51.7%
% of FP17s for Band 1 Urgent Courses	0	80	0.0%	10.0%	9.1%	9.2%
% of FP17s Relating to Free Repair or Replacements	0	80	0.0%	0.9%	0.9%	0.7%
% of FP17s Relating to Continuations	0	80	0.0%	0.9%	1.0%	0.8%
% of Patients satisfied with the dentistry they have received	0	0	N/A	94.2%	94.4%	93.5%
% of Patients satisfied with the time they had to wait for an appointment	0	0	N/A	85.2%	88.1%	87.4%

* This is based on patients treated on this contract for their most recent course of treatment. Figures in italics indicate the base number of FP17s or Patient Questionnaire responses are less than 100. N/A is shown where the base number of responses is less than 10 during the period. % is calculated as Quantity/Base number*100

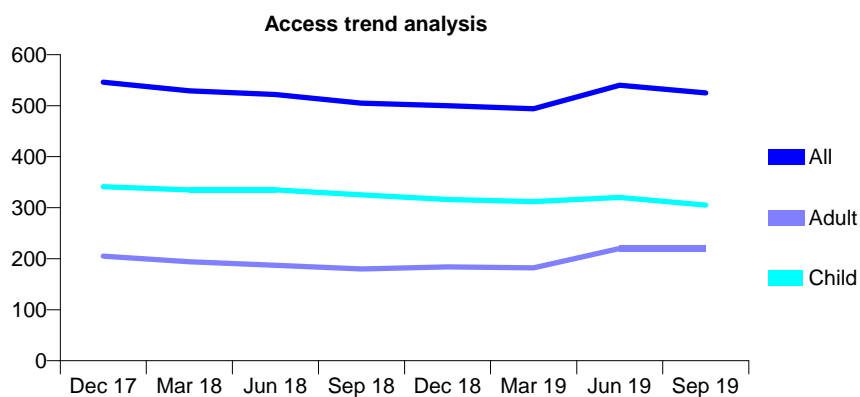
Q47 - Vital Signs At a Glance Contract Report for 741493/0001 - September 2019

Name or company name	MISS IE GOTT
Contract type name	GDS Contract
Purpose of contract	General
Contract start date	01/04/2006
Contract end date	

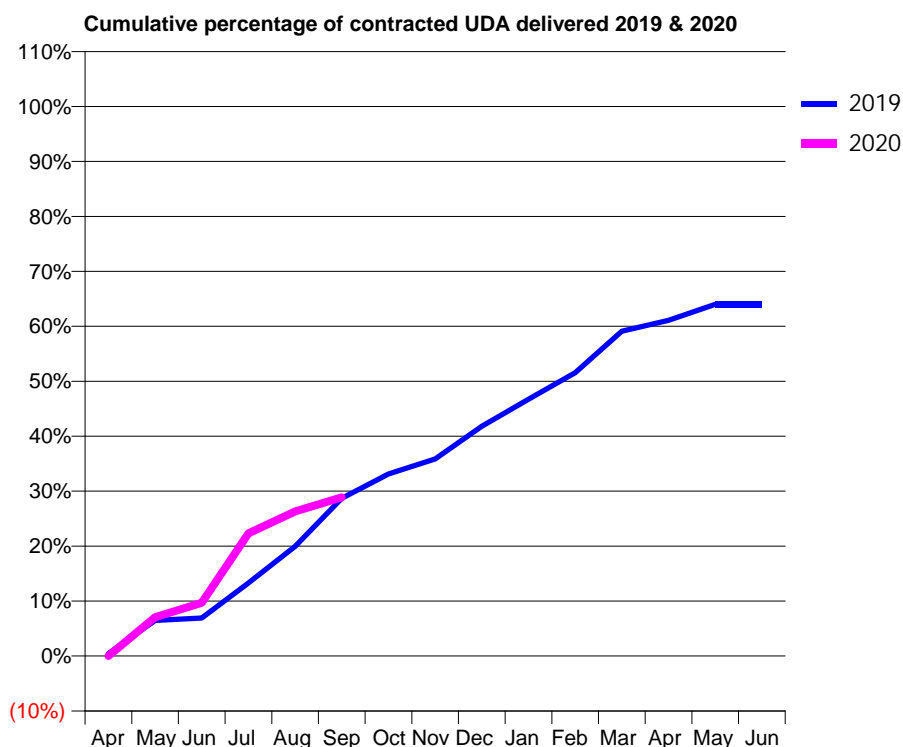
19/20 Contracted general activity (UDA)	1,370
Carry forward general activity (UDA)	0
19/20 Contracted orthodontic activity (UOA)	0
Carry forward orthodontic activity (UOA)	0
Baseline contract value	£29,764.56

ACCESS*

Patients seen in 24 months	Total	Change since previous quarter
Quarter ending September 2018	505	
Quarter ending December 2018	500	→
Quarter ending March 2019	494	↓
Quarter ending June 2019	540	↑
Quarter ending September 2019	525	↓
Variance since September 2018	4.0%	↑



ACTIVITY



Month	Adjusted Scheduled Activity (UDA)	
	2019	2020
April	6	0
May	89	97
June	95	133
July	182	306
August	273	360
September	393	395
October	454	
November	492	
December	573	
January	640	
February	706	
March	810	
April	837	
May	877	
June	877	

QUALITY

	Quantity	Base Number	Contract	AT	Region	England
% of FP17s for the same patient ID Re-attending within 3 months - Children	15	187	8.0%	11.4%	12.1%	11.5%
% of FP17s for the same patient ID Re-attending within 3 months - Adults	13	143	9.1%	14.9%	15.6%	15.4%
% of FP17s for the same patient ID Re-attending between 3 & 9 months - Children	96	187	51.3%	60.1%	61.2%	59.7%
% of FP17s for the same patient ID Re-attending between 3 & 9 months - Adults	32	143	22.4%	52.8%	54.3%	51.7%
% of FP17s for Band 1 Urgent Courses	22	276	8.0%	10.0%	9.1%	9.2%
% of FP17s Relating to Free Repair or Replacements	1	276	0.4%	0.9%	0.9%	0.7%
% of FP17s Relating to Continuations	1	276	0.4%	0.9%	1.0%	0.8%
% of Patients satisfied with the dentistry they have received	0	0	N/A	94.2%	94.4%	93.5%
% of Patients satisfied with the time they had to wait for an appointment	0	0	N/A	85.2%	88.1%	87.4%

* This is based on patients treated on this contract for their most recent course of treatment. Figures in italics indicate the base number of FP17s or Patient Questionnaire responses are less than 100. N/A is shown where the base number of responses is less than 10 during the period. % is calculated as Quantity/Base number*100

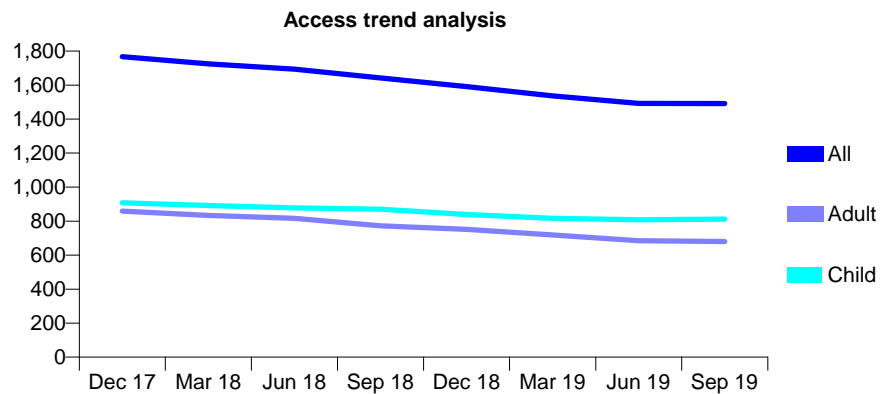
Q47 - Vital Signs At a Glance Contract Report for 743313/0002 - September 2019

Name or company name	Mr David Melia and Mr Christopher Reid
Contract type name	GDS Contract
Purpose of contract	General
Contract start date	15/06/2013
Contract end date	

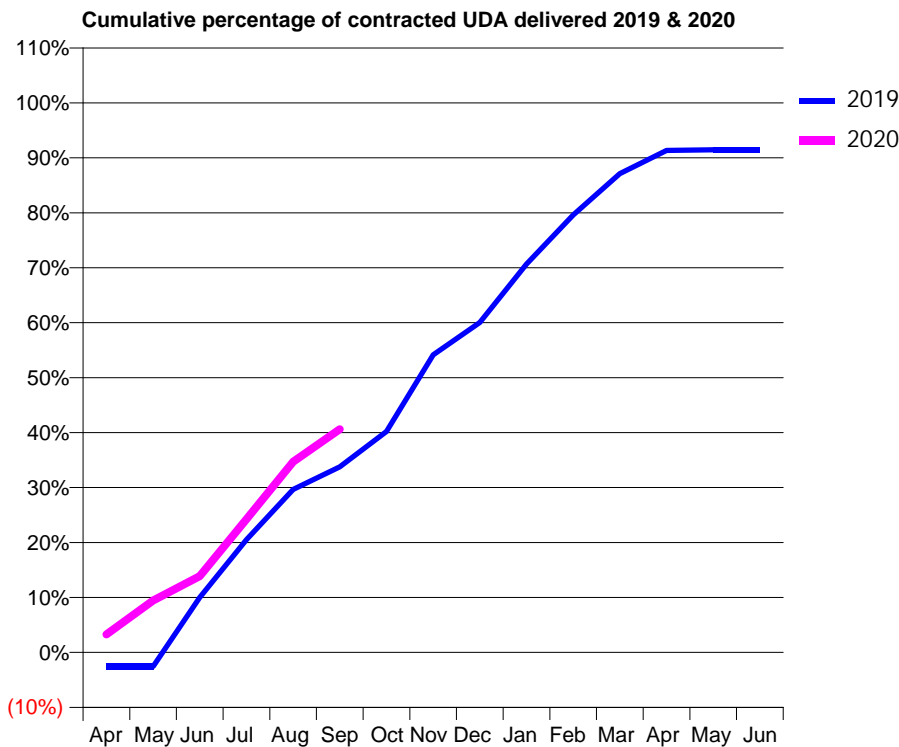
19/20 Contracted general activity (UDA)	3,246
Carry forward general activity (UDA)	0
19/20 Contracted orthodontic activity (UOA)	0
Carry forward orthodontic activity (UOA)	0
Baseline contract value	£76,949.63

ACCESS*

Patients seen in 24 months	Total	Change since previous quarter
Quarter ending September 2018	1,642	
Quarter ending December 2018	1,591	↓
Quarter ending March 2019	1,536	↓
Quarter ending June 2019	1,492	↓
Quarter ending September 2019	1,491	→
Variance since September 2018	(9.2%)	↓



ACTIVITY



Month	2019	2020
April	-83	107
May	-83	307
June	325	451
July	666	788
August	963	1,127
September	1,096	1,318
October	1,305	
November	1,757	
December	1,949	
January	2,294	
February	2,584	
March	2,828	
April	2,965	
May	2,969	
June	2,969	

QUALITY

	Quantity	Base Number	Contract	AT	Region	England
% of FP17s for the same patient ID Re-attending within 3 months - Children	26	557	4.7%	11.4%	12.1%	11.5%
% of FP17s for the same patient ID Re-attending within 3 months - Adults	40	412	9.7%	14.9%	15.6%	15.4%
% of FP17s for the same patient ID Re-attending between 3 & 9 months - Children	302	557	54.2%	60.1%	61.2%	59.7%
% of FP17s for the same patient ID Re-attending between 3 & 9 months - Adults	240	412	58.3%	52.8%	54.3%	51.7%
% of FP17s for Band 1 Urgent Courses	46	881	5.2%	10.0%	9.1%	9.2%
% of FP17s Relating to Free Repair or Replacements	2	881	0.2%	0.9%	0.9%	0.7%
% of FP17s Relating to Continuations	1	881	0.1%	0.9%	1.0%	0.8%
% of Patients satisfied with the dentistry they have received	0	0	N/A	94.2%	94.4%	93.5%
% of Patients satisfied with the time they had to wait for an appointment	0	0	N/A	85.2%	88.1%	87.4%

* This is based on patients treated on this contract for their most recent course of treatment. Figures in italics indicate the base number of FP17s or Patient Questionnaire responses are less than 100. N/A is shown where the base number of responses is less than 10 during the period. % is calculated as Quantity/Base number*100

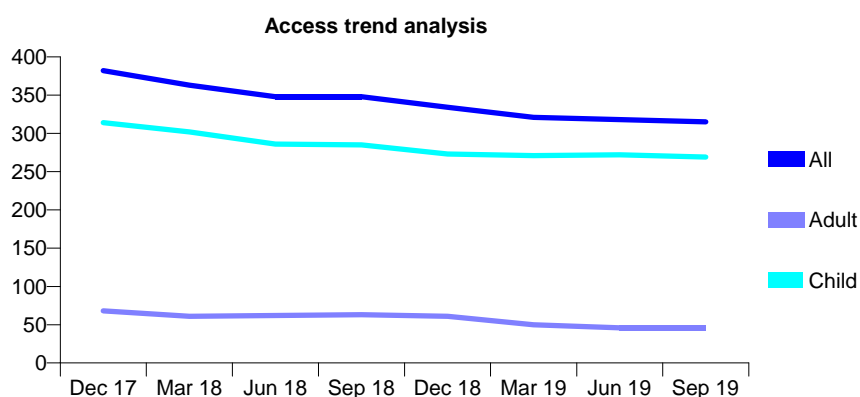
Q47 - Vital Signs At a Glance Contract Report for 745219/0001 - September 2019

Name or company name	MR BA M'CLOUGHLIN
Contract type name	GDS Contract
Purpose of contract	General
Contract start date	01/04/2006
Contract end date	

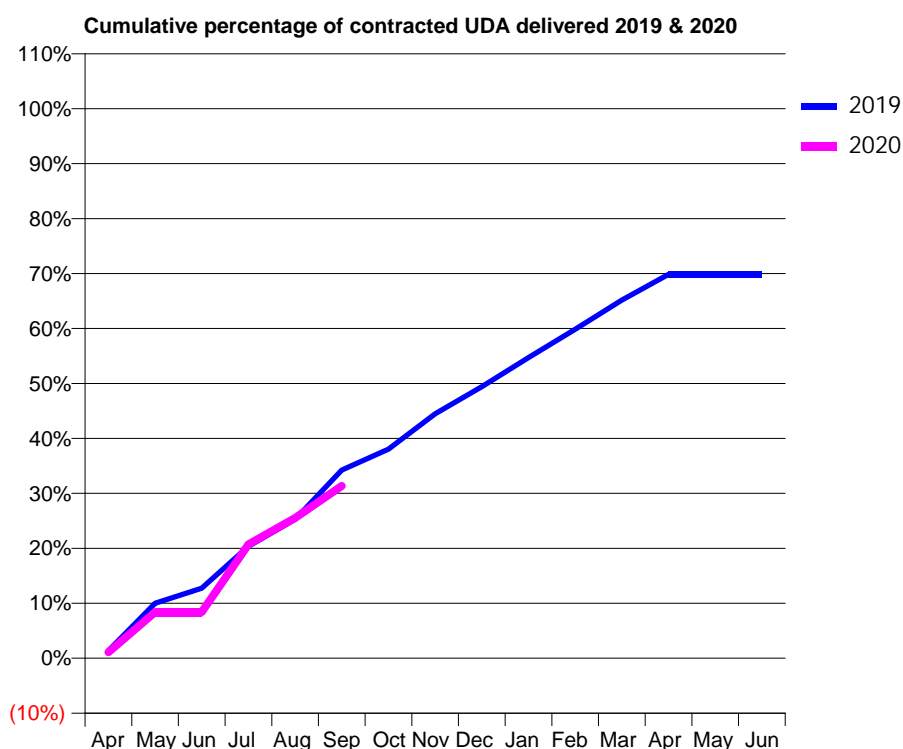
19/20 Contracted general activity (UDA)	1,000
Carry forward general activity (UDA)	0
19/20 Contracted orthodontic activity (UOA)	0
Carry forward orthodontic activity (UOA)	0
Baseline contract value	£24,467.91

ACCESS*

Patients seen in 24 months	Total	Change since previous quarter
Quarter ending September 2018	348	
Quarter ending December 2018	334	↓
Quarter ending March 2019	321	↓
Quarter ending June 2019	318	→
Quarter ending September 2019	315	→
Variance since September 2018	(9.5%)	↓



ACTIVITY



Month	2019	2020
April	14	11
May	100	84
June	128	84
July	204	207
August	253	255
September	342	314
October	381	
November	445	
December	494	
January	547	
February	599	
March	652	
April	699	
May	699	
June	699	

QUALITY

	Quantity	Base Number	Contract	AT	Region	England
% of FP17s for the same patient ID Re-attending within 3 months - Children	26	281	9.3%	11.4%	12.1%	11.5%
% of FP17s for the same patient ID Re-attending within 3 months - Adults	0	0	N/A	14.9%	15.6%	15.4%
% of FP17s for the same patient ID Re-attending between 3 & 9 months - Children	207	281	73.7%	60.1%	61.2%	59.7%
% of FP17s for the same patient ID Re-attending between 3 & 9 months - Adults	0	0	N/A	52.8%	54.3%	51.7%
% of FP17s for Band 1 Urgent Courses	3	231	1.3%	10.0%	9.1%	9.2%
% of FP17s Relating to Free Repair or Replacements	0	231	0.0%	0.9%	0.9%	0.7%
% of FP17s Relating to Continuations	0	231	0.0%	0.9%	1.0%	0.8%
% of Patients satisfied with the dentistry they have received	0	0	N/A	94.2%	94.4%	93.5%
% of Patients satisfied with the time they had to wait for an appointment	0	0	N/A	85.2%	88.1%	87.4%

* This is based on patients treated on this contract for their most recent course of treatment.

Figures in italics indicate the base number of FP17s or Patient Questionnaire responses are less than 100. N/A is shown where the base number of responses is less than 10 during the period. % is calculated as Quantity/Base number*100

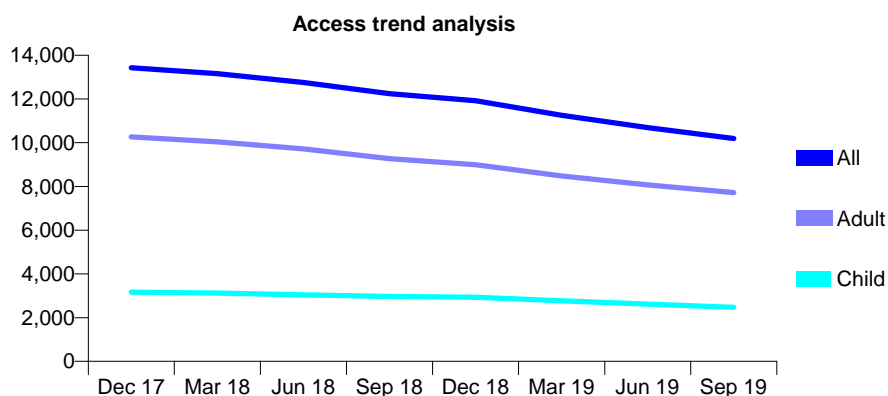
Q47 - Vital Signs At a Glance Contract Report for 746088/0001 - September 2019

Name or company name	MISS JM FORDE
Contract type name	Pilot Contract
Purpose of contract	General
Contract start date	01/04/2006
Contract end date	

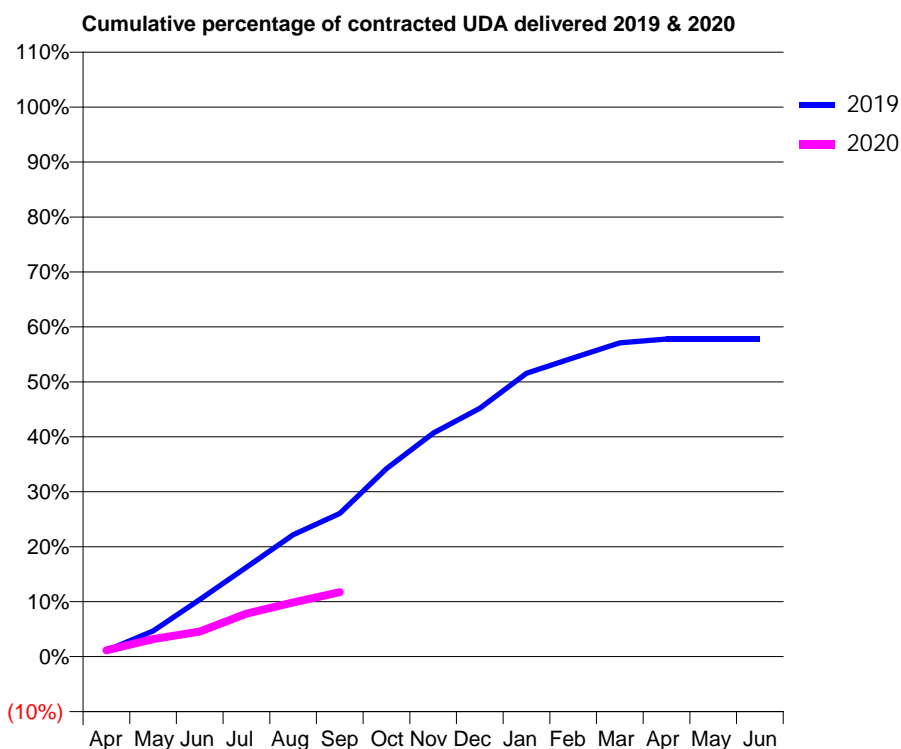
19/20 Contracted general activity (UDA)	37,842
Carry forward general activity (UDA)	0
19/20 Contracted orthodontic activity (UOA)	0
Carry forward orthodontic activity (UOA)	0
Baseline contract value	£947,938.51

ACCESS*

Patients seen in 24 months	Total	Change since previous quarter
Quarter ending September 2018	12,242	
Quarter ending December 2018	11,925	↓
Quarter ending March 2019	11,252	↓
Quarter ending June 2019	10,688	↓
Quarter ending September 2019	10,189	↓
Variance since September 2018	(16.8%)	↓



ACTIVITY



Month	Adjusted Scheduled Activity (UDA)	
	2019	2020
April	420	434
May	1,771	1,211
June	3,934	1,733
July	6,154	2,962
August	8,386	3,731
September	9,854	4,442
October	12,947	
November	15,394	
December	17,105	
January	19,512	
February	20,574	
March	21,605	
April	21,867	
May	21,867	
June	21,867	

QUALITY

	Quantity	Base Number	Contract	AT	Region	England
% of FP17s for the same patient ID Re-attending within 3 months - Children	19	562	3.4%	11.4%	12.1%	11.5%
% of FP17s for the same patient ID Re-attending within 3 months - Adults	199	1,852	10.7%	14.9%	15.6%	15.4%
% of FP17s for the same patient ID Re-attending between 3 & 9 months - Children	158	562	28.1%	60.1%	61.2%	59.7%
% of FP17s for the same patient ID Re-attending between 3 & 9 months - Adults	692	1,852	37.4%	52.8%	54.3%	51.7%
% of FP17s for Band 1 Urgent Courses	185	2,256	8.2%	10.0%	9.1%	9.2%
% of FP17s Relating to Free Repair or Replacements	63	2,256	2.8%	0.9%	0.9%	0.7%
% of FP17s Relating to Continuations	40	2,256	1.8%	0.9%	1.0%	0.8%
% of Patients satisfied with the dentistry they have received	3	3	N/A	94.2%	94.4%	93.5%
% of Patients satisfied with the time they had to wait for an appointment	3	3	N/A	85.2%	88.1%	87.4%

* This is based on patients treated on this contract for their most recent course of treatment. Figures in italics indicate the base number of FP17s or Patient Questionnaire responses are less than 100. N/A is shown where the base number of responses is less than 10 during the period. % is calculated as Quantity/Base number*100

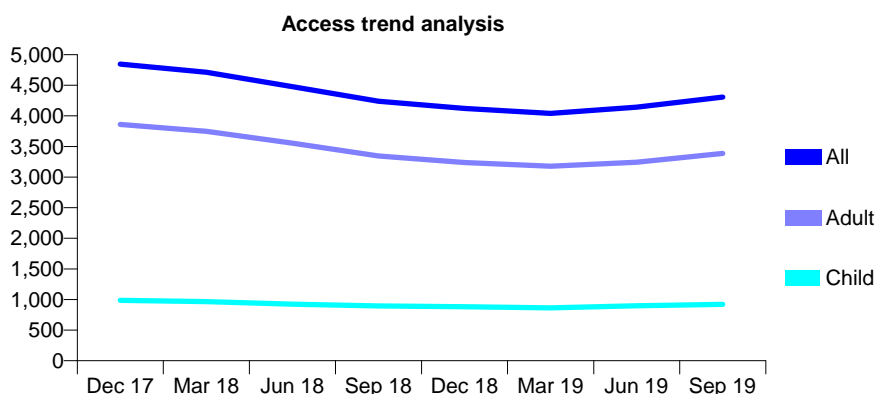
Q47 - Vital Signs At a Glance Contract Report for 746088/0002 - September 2019

Name or company name	MISS JM FORDE
Contract type name	GDS Contract
Purpose of contract	General
Contract start date	01/12/2006
Contract end date	

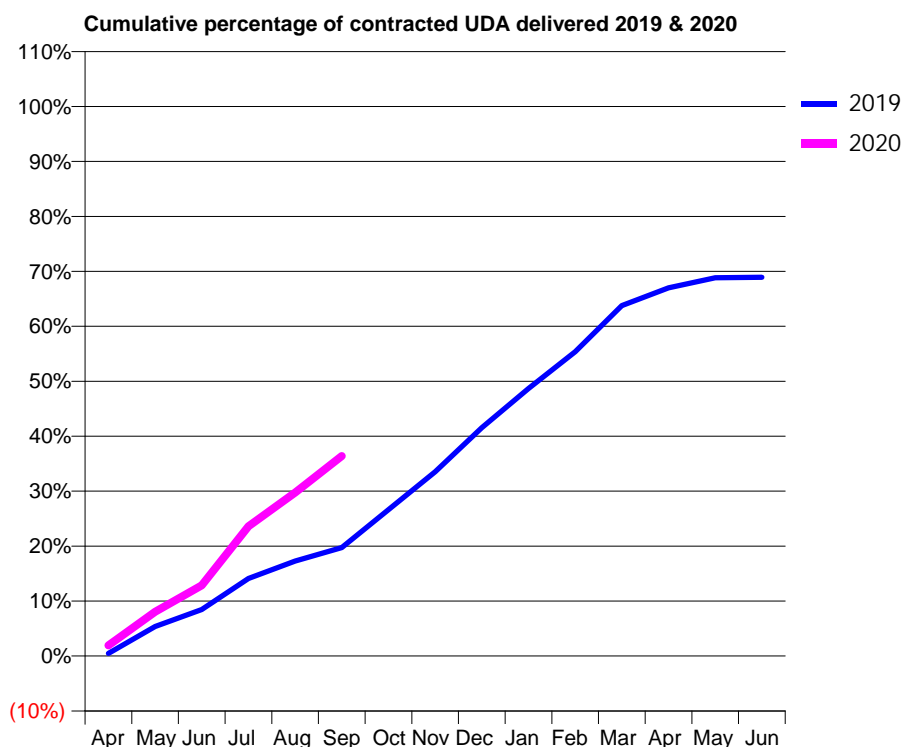
19/20 Contracted general activity (UDA)	14,000
Carry forward general activity (UDA)	0
19/20 Contracted orthodontic activity (UOA)	0
Carry forward orthodontic activity (UOA)	0
Baseline contract value	£342,631.64

ACCESS*

Patients seen in 24 months	Total	Change since previous quarter
Quarter ending September 2018	4,239	
Quarter ending December 2018	4,120	↓
Quarter ending March 2019	4,041	↓
Quarter ending June 2019	4,142	↑
Quarter ending September 2019	4,307	↑
Variance since September 2018	1.6%	→



ACTIVITY



Month	Adjusted Scheduled Activity (UDA)	
	2019	2020
April	67	271
May	752	1,129
June	1,185	1,801
July	1,976	3,305
August	2,421	4,166
September	2,765	5,096
October	3,729	
November	4,694	
December	5,815	
January	6,812	
February	7,751	
March	8,927	
April	9,380	
May	9,636	
June	9,647	

QUALITY

	Quantity	Base Number	Contract	AT	Region	England
% of FP17s for the same patient ID Re-attending within 3 months - Children	41	642	6.4%	11.4%	12.1%	11.5%
% of FP17s for the same patient ID Re-attending within 3 months - Adults	309	2,257	13.7%	14.9%	15.6%	15.4%
% of FP17s for the same patient ID Re-attending between 3 & 9 months - Children	321	642	50.0%	60.1%	61.2%	59.7%
% of FP17s for the same patient ID Re-attending between 3 & 9 months - Adults	1,000	2,257	44.3%	52.8%	54.3%	51.7%
% of FP17s for Band 1 Urgent Courses	222	2,667	8.3%	10.0%	9.1%	9.2%
% of FP17s Relating to Free Repair or Replacements	61	2,667	2.3%	0.9%	0.9%	0.7%
% of FP17s Relating to Continuations	56	2,667	2.1%	0.9%	1.0%	0.8%
% of Patients satisfied with the dentistry they have received	2	2	N/A	94.2%	94.4%	93.5%
% of Patients satisfied with the time they had to wait for an appointment	1	2	N/A	85.2%	88.1%	87.4%

* This is based on patients treated on this contract for their most recent course of treatment. Figures in italics indicate the base number of FP17s or Patient Questionnaire responses are less than 100. N/A is shown where the base number of responses is less than 10 during the period. % is calculated as Quantity/Base number*100

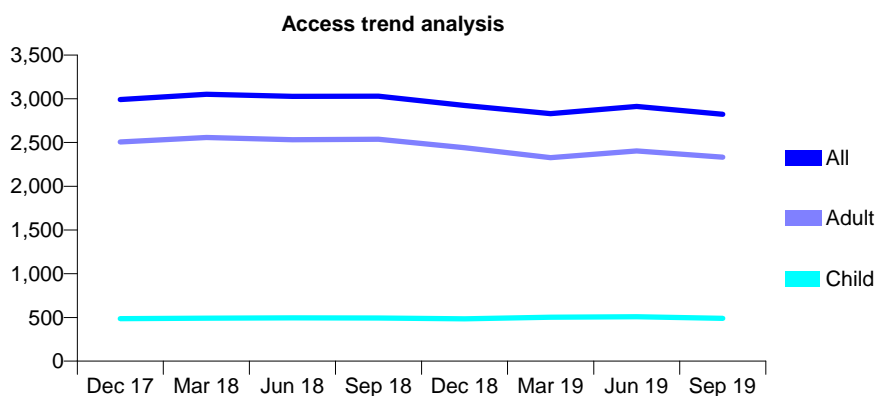
Q47 - Vital Signs At a Glance Contract Report for 746088/0003 - September 2019

Name or company name	MISS JM FORDE
Contract type name	GDS Contract
Purpose of contract	General
Contract start date	01/04/2008
Contract end date	

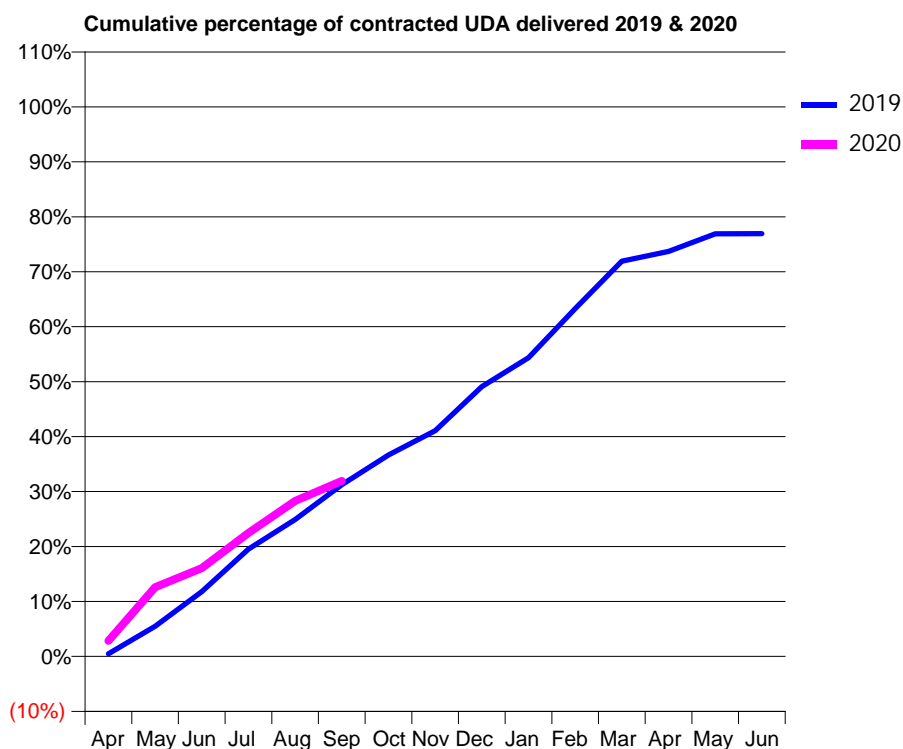
19/20 Contracted general activity (UDA)	8,000
Carry forward general activity (UDA)	0
19/20 Contracted orthodontic activity (UOA)	0
Carry forward orthodontic activity (UOA)	0
Baseline contract value	£235,177.29

ACCESS*

Patients seen in 24 months	Total	Change since previous quarter
Quarter ending September 2018	3,030	
Quarter ending December 2018	2,925	↓
Quarter ending March 2019	2,829	↓
Quarter ending June 2019	2,912	↑
Quarter ending September 2019	2,824	↓
Variance since September 2018	(6.8%)	↓



ACTIVITY



Month	2019	2020
April	40	229
May	439	1,009
June	943	1,285
July	1,561	1,798
August	1,993	2,262
September	2,500	2,554
October	2,932	
November	3,285	
December	3,926	
January	4,347	
February	5,065	
March	5,752	
April	5,894	
May	6,151	
June	6,153	

QUALITY

	Quantity	Base Number	Contract	AT	Region	England
% of FP17s for the same patient ID Re-attending within 3 months - Children	16	242	6.6%	11.4%	12.1%	11.5%
% of FP17s for the same patient ID Re-attending within 3 months - Adults	146	1,245	11.7%	14.9%	15.6%	15.4%
% of FP17s for the same patient ID Re-attending between 3 & 9 months - Children	115	242	47.5%	60.1%	61.2%	59.7%
% of FP17s for the same patient ID Re-attending between 3 & 9 months - Adults	563	1,245	45.2%	52.8%	54.3%	51.7%
% of FP17s for Band 1 Urgent Courses	97	1,313	7.4%	10.0%	9.1%	9.2%
% of FP17s Relating to Free Repair or Replacements	37	1,313	2.8%	0.9%	0.9%	0.7%
% of FP17s Relating to Continuations	27	1,313	2.1%	0.9%	1.0%	0.8%
% of Patients satisfied with the dentistry they have received	0	0	N/A	94.2%	94.4%	93.5%
% of Patients satisfied with the time they had to wait for an appointment	0	0	N/A	85.2%	88.1%	87.4%

* This is based on patients treated on this contract for their most recent course of treatment. Figures in italics indicate the base number of FP17s or Patient Questionnaire responses are less than 100. N/A is shown where the base number of responses is less than 10 during the period. % is calculated as Quantity/Base number*100

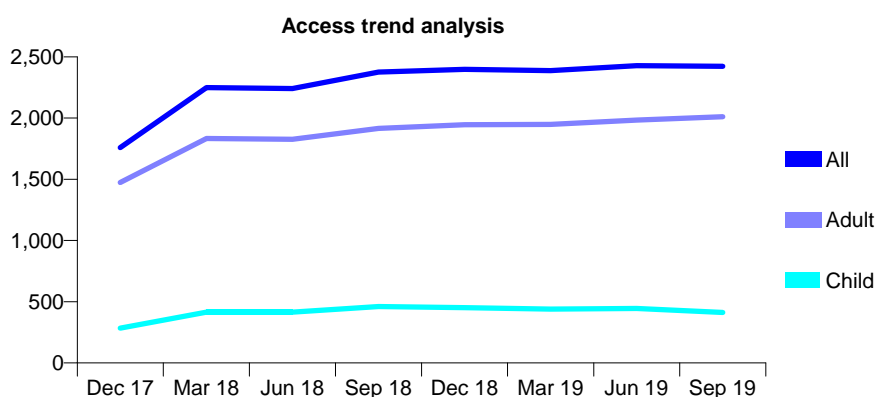
Q47 - Vital Signs At a Glance Contract Report for 748501/0001 - September 2019

Name or company name	Miss K Mayle and Mr J Tidswell
Contract type name	GDS Contract
Purpose of contract	General
Contract start date	01/04/2006
Contract end date	

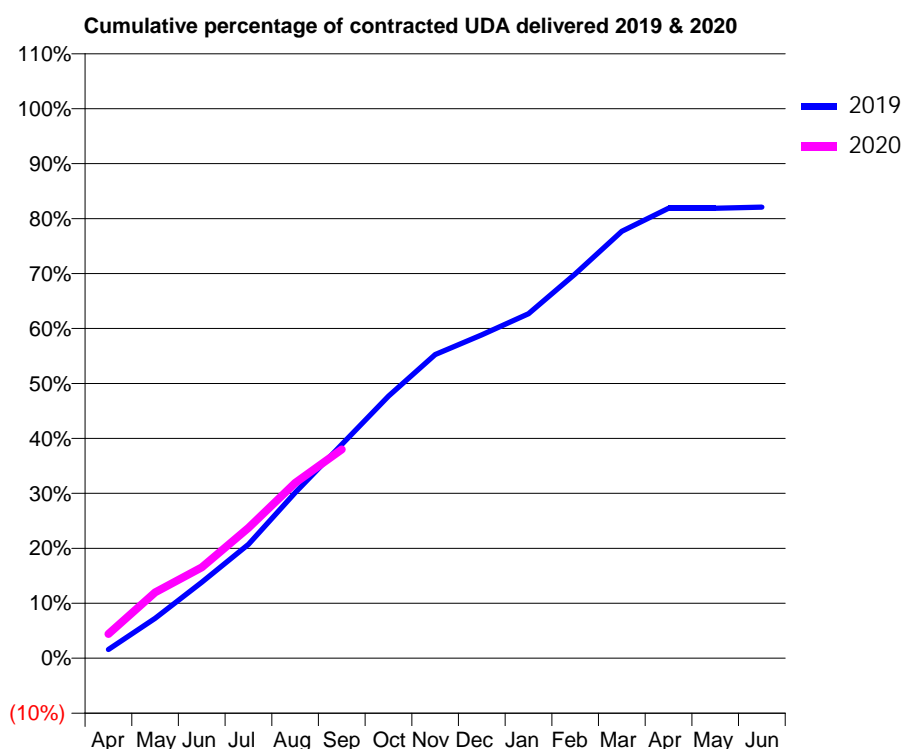
19/20 Contracted general activity (UDA)	6,998
Carry forward general activity (UDA)	0
19/20 Contracted orthodontic activity (UOA)	0
Carry forward orthodontic activity (UOA)	0
Baseline contract value	£167,008.92

ACCESS*

Patients seen in 24 months	Total	Change since previous quarter
Quarter ending September 2018	2,376	
Quarter ending December 2018	2,398	→
Quarter ending March 2019	2,387	→
Quarter ending June 2019	2,429	→
Quarter ending September 2019	2,423	→
Variance since September 2018	2.0%	→



ACTIVITY



Month	2019	2020
April	111	308
May	508	839
June	967	1,157
July	1,449	1,660
August	2,108	2,233
September	2,721	2,659
October	3,337	
November	3,868	
December	4,118	
January	4,388	
February	4,893	
March	5,436	
April	5,728	
May	5,731	
June	5,743	

QUALITY

	Quantity	Base Number	Contract	AT	Region	England
% of FP17s for the same patient ID Re-attending within 3 months - Children	8	244	3.3%	11.4%	12.1%	11.5%
% of FP17s for the same patient ID Re-attending within 3 months - Adults	96	1,264	7.6%	14.9%	15.6%	15.4%
% of FP17s for the same patient ID Re-attending between 3 & 9 months - Children	81	244	33.2%	60.1%	61.2%	59.7%
% of FP17s for the same patient ID Re-attending between 3 & 9 months - Adults	448	1,264	35.4%	52.8%	54.3%	51.7%
% of FP17s for Band 1 Urgent Courses	60	1,392	4.3%	10.0%	9.1%	9.2%
% of FP17s Relating to Free Repair or Replacements	13	1,392	0.9%	0.9%	0.9%	0.7%
% of FP17s Relating to Continuations	27	1,392	1.9%	0.9%	1.0%	0.8%
% of Patients satisfied with the dentistry they have received	0	0	N/A	94.2%	94.4%	93.5%
% of Patients satisfied with the time they had to wait for an appointment	0	0	N/A	85.2%	88.1%	87.4%

* This is based on patients treated on this contract for their most recent course of treatment.

Figures in italics indicate the base number of FP17s or Patient Questionnaire responses are less than 100. N/A is shown where the base number of responses is less than 10 during the period. % is calculated as Quantity/Base number*100

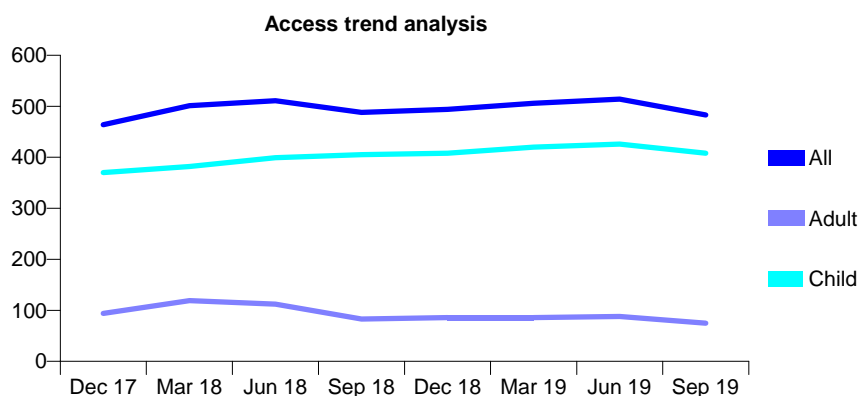
Q47 - Vital Signs At a Glance Contract Report for 751650/0001 - September 2019

Name or company name	MISS ST KHAN
Contract type name	GDS Contract
Purpose of contract	General
Contract start date	01/07/2010
Contract end date	

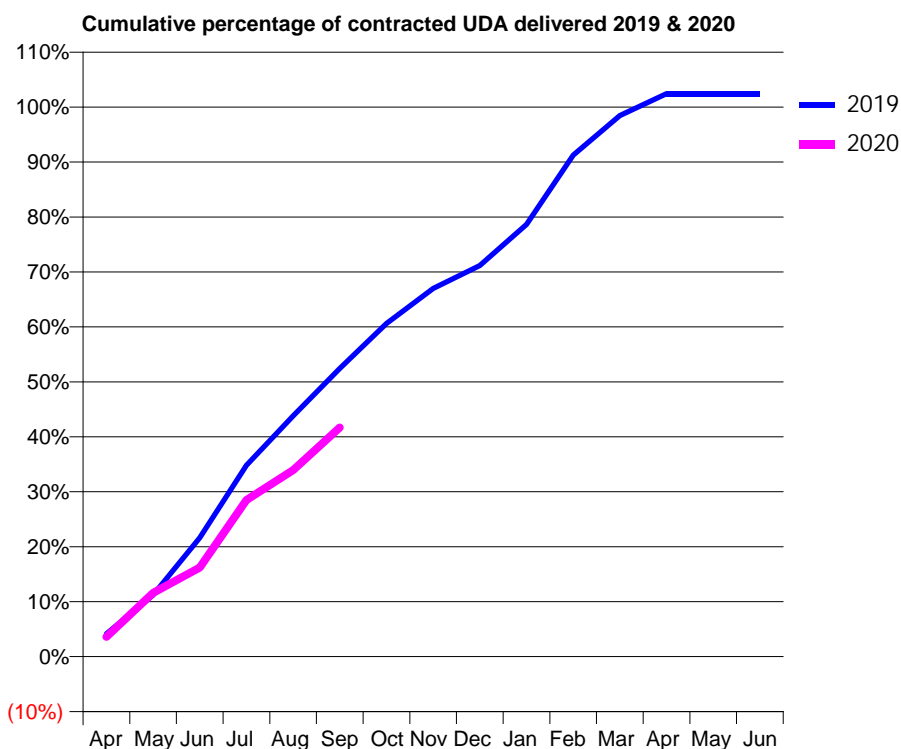
19/20 Contracted general activity (UDA)	1,235
Carry forward general activity (UDA)	0
19/20 Contracted orthodontic activity (UOA)	0
Carry forward orthodontic activity (UOA)	0
Baseline contract value	£44,898.34

ACCESS*

Patients seen in 24 months	Total	Change since previous quarter
Quarter ending September 2018	488	
Quarter ending December 2018	494	→
Quarter ending March 2019	506	↑
Quarter ending June 2019	514	→
Quarter ending September 2019	483	↓
Variance since September 2018	(1.0%)	↓



ACTIVITY



Month	Adjusted Scheduled Activity (UDA)	
	2019	2020
April	51	44
May	139	143
June	267	200
July	430	352
August	541	419
September	647	515
October	748	
November	827	
December	879	
January	971	
February	1,127	
March	1,216	
April	1,265	
May	1,265	
June	1,265	

QUALITY

	Quantity	Base Number	Contract	AT	Region	England
% of FP17s for the same patient ID Re-attending within 3 months - Children	45	367	12.3%	11.4%	12.1%	11.5%
% of FP17s for the same patient ID Re-attending within 3 months - Adults	1	26	3.8%	14.9%	15.6%	15.4%
% of FP17s for the same patient ID Re-attending between 3 & 9 months - Children	244	367	66.5%	60.1%	61.2%	59.7%
% of FP17s for the same patient ID Re-attending between 3 & 9 months - Adults	1	26	3.8%	52.8%	54.3%	51.7%
% of FP17s for Band 1 Urgent Courses	15	360	4.2%	10.0%	9.1%	9.2%
% of FP17s Relating to Free Repair or Replacements	2	360	0.6%	0.9%	0.9%	0.7%
% of FP17s Relating to Continuations	0	360	0.0%	0.9%	1.0%	0.8%
% of Patients satisfied with the dentistry they have received	0	0	N/A	94.2%	94.4%	93.5%
% of Patients satisfied with the time they had to wait for an appointment	0	0	N/A	85.2%	88.1%	87.4%

* This is based on patients treated on this contract for their most recent course of treatment. Figures in italics indicate the base number of FP17s or Patient Questionnaire responses are less than 100. N/A is shown where the base number of responses is less than 10 during the period. % is calculated as Quantity/Base number*100

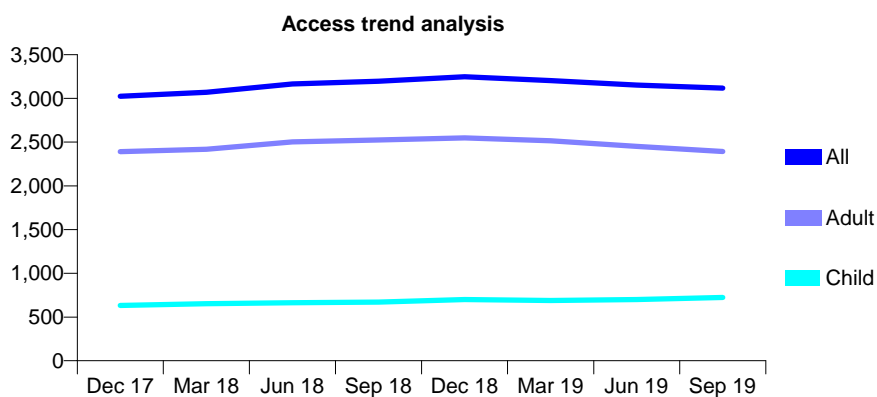
Q47 - Vital Signs At a Glance Contract Report for 751650/0002 - September 2019

Name or company name	MISS ST KHAN
Contract type name	GDS Contract
Purpose of contract	General
Contract start date	01/08/2010
Contract end date	

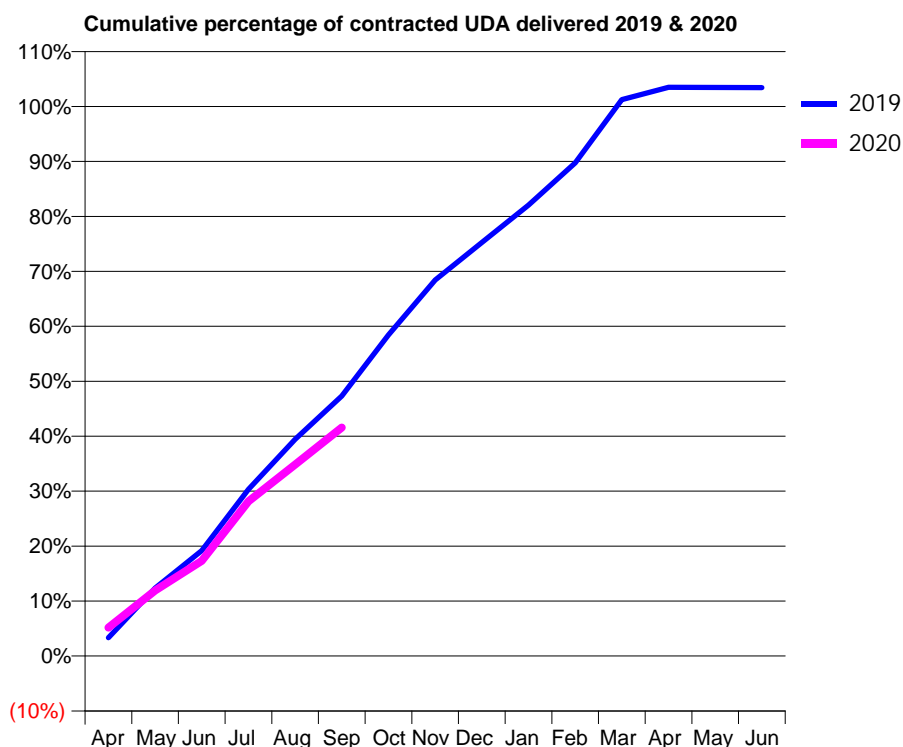
19/20 Contracted general activity (UDA)	9,458
Carry forward general activity (UDA)	0
19/20 Contracted orthodontic activity (UOA)	0
Carry forward orthodontic activity (UOA)	0
Baseline contract value	£240,622.68

ACCESS*

Patients seen in 24 months	Total	Change since previous quarter
Quarter ending September 2018	3,195	
Quarter ending December 2018	3,247	→
Quarter ending March 2019	3,204	↓
Quarter ending June 2019	3,153	↓
Quarter ending September 2019	3,118	↓
Variance since September 2018	(2.4%)	↓



ACTIVITY



Month	Adjusted Scheduled Activity (UDA)	
	2019	2020
April	315	489
May	1,169	1,129
June	1,814	1,638
July	2,870	2,662
August	3,731	3,295
September	4,475	3,932
October	5,527	
November	6,471	
December	7,116	
January	7,761	
February	8,488	
March	9,577	
April	9,789	
May	9,786	
June	9,783	

QUALITY

	Quantity	Base Number	Contract	AT	Region	England
% of FP17s for the same patient ID Re-attending within 3 months - Children	41	594	6.9%	11.4%	12.1%	11.5%
% of FP17s for the same patient ID Re-attending within 3 months - Adults	189	1,801	10.5%	14.9%	15.6%	15.4%
% of FP17s for the same patient ID Re-attending between 3 & 9 months - Children	391	594	65.8%	60.1%	61.2%	59.7%
% of FP17s for the same patient ID Re-attending between 3 & 9 months - Adults	1,222	1,801	67.9%	52.8%	54.3%	51.7%
% of FP17s for Band 1 Urgent Courses	79	2,322	3.4%	10.0%	9.1%	9.2%
% of FP17s Relating to Free Repair or Replacements	27	2,322	1.2%	0.9%	0.9%	0.7%
% of FP17s Relating to Continuations	1	2,322	0.0%	0.9%	1.0%	0.8%
% of Patients satisfied with the dentistry they have received	2	2	N/A	94.2%	94.4%	93.5%
% of Patients satisfied with the time they had to wait for an appointment	2	2	N/A	85.2%	88.1%	87.4%

* This is based on patients treated on this contract for their most recent course of treatment. Figures in italics indicate the base number of FP17s or Patient Questionnaire responses are less than 100. N/A is shown where the base number of responses is less than 10 during the period. % is calculated as Quantity/Base number*100

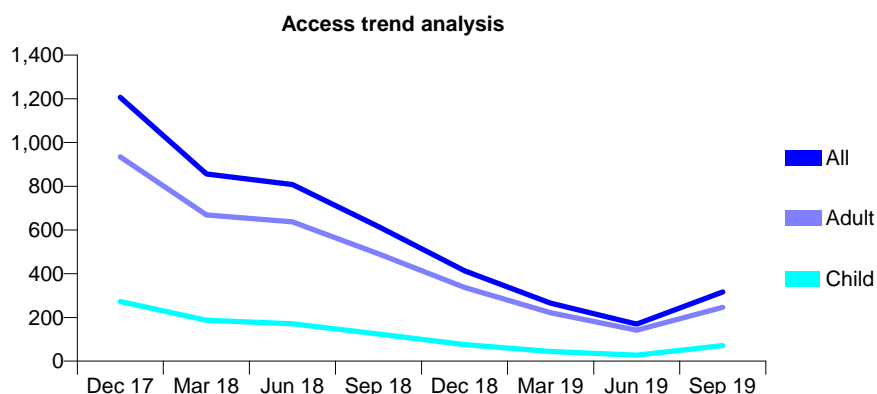
Q47 - Vital Signs At a Glance Contract Report for 752398/0002 - September 2019

Name or company name	MISS KE MAYLE
Contract type name	GDS Contract
Purpose of contract	General
Contract start date	01/04/2006
Contract end date	

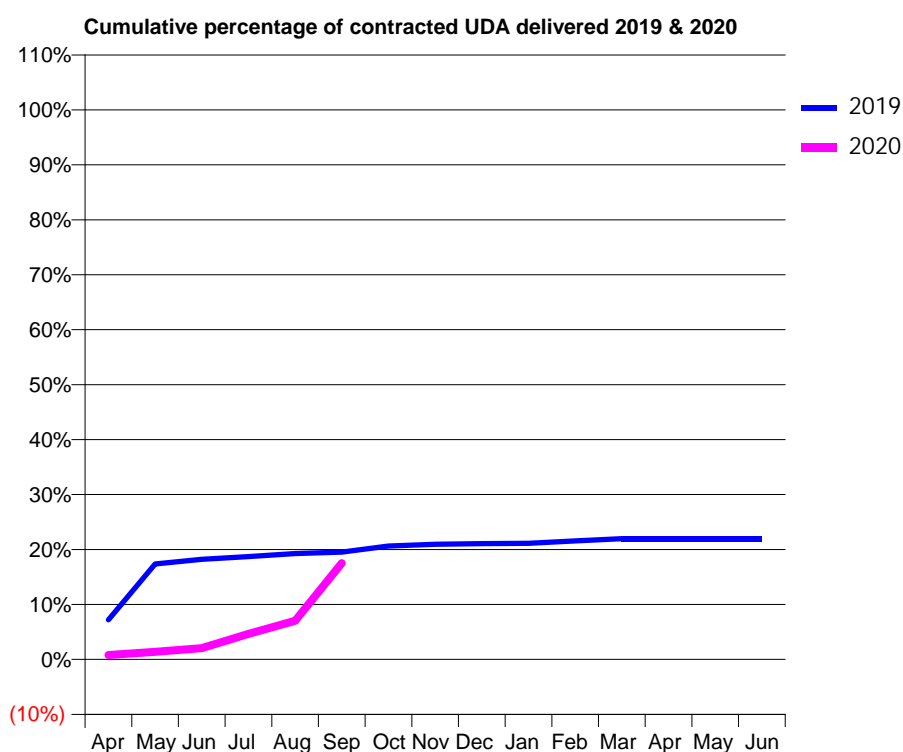
19/20 Contracted general activity (UDA)	2,409
Carry forward general activity (UDA)	0
19/20 Contracted orthodontic activity (UOA)	0
Carry forward orthodontic activity (UOA)	0
Baseline contract value	£55,581.92

ACCESS*

Patients seen in 24 months	Total	Change since previous quarter
Quarter ending September 2018	615	
Quarter ending December 2018	413	↓
Quarter ending March 2019	265	↓
Quarter ending June 2019	169	↓
Quarter ending September 2019	317	↑
Variance since September 2018	(48.5%)	↓



ACTIVITY



Month	Adjusted Scheduled Activity (UDA)	
	2019	2020
April	174	19
May	418	33
June	439	50
July	451	112
August	464	169
September	470	422
October	497	
November	505	
December	508	
January	509	
February	519	
March	530	
April	530	
May	530	
June	530	

QUALITY

	Quantity	Base Number	Contract	AT	Region	England
% of FP17s for the same patient ID Re-attending within 3 months - Children	0	45	0.0%	11.4%	12.1%	11.5%
% of FP17s for the same patient ID Re-attending within 3 months - Adults	3	158	1.9%	14.9%	15.6%	15.4%
% of FP17s for the same patient ID Re-attending between 3 & 9 months - Children	0	45	0.0%	60.1%	61.2%	59.7%
% of FP17s for the same patient ID Re-attending between 3 & 9 months - Adults	0	158	0.0%	52.8%	54.3%	51.7%
% of FP17s for Band 1 Urgent Courses	36	203	17.7%	10.0%	9.1%	9.2%
% of FP17s Relating to Free Repair or Replacements	4	203	2.0%	0.9%	0.9%	0.7%
% of FP17s Relating to Continuations	2	203	1.0%	0.9%	1.0%	0.8%
% of Patients satisfied with the dentistry they have received	0	0	N/A	94.2%	94.4%	93.5%
% of Patients satisfied with the time they had to wait for an appointment	0	0	N/A	85.2%	88.1%	87.4%

* This is based on patients treated on this contract for their most recent course of treatment. Figures in italics indicate the base number of FP17s or Patient Questionnaire responses are less than 100. N/A is shown where the base number of responses is less than 10 during the period. % is calculated as Quantity/Base number*100

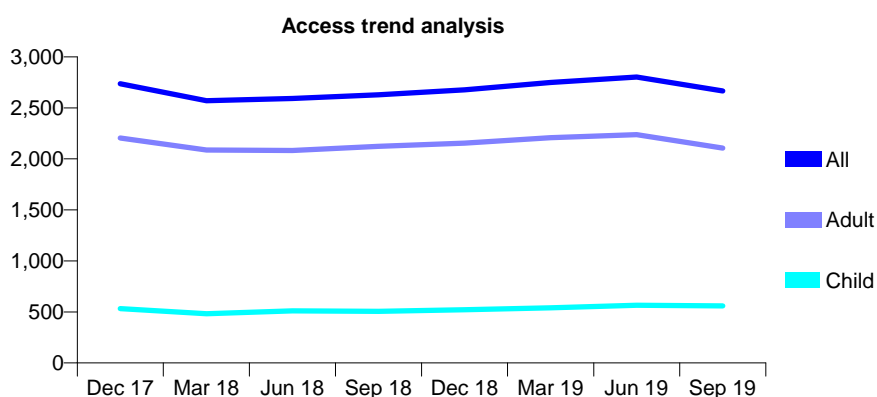
Q47 - Vital Signs At a Glance Contract Report for 752398/0003 - September 2019

Name or company name	MISS KE MAYLE
Contract type name	GDS Contract
Purpose of contract	General
Contract start date	31/08/2011
Contract end date	

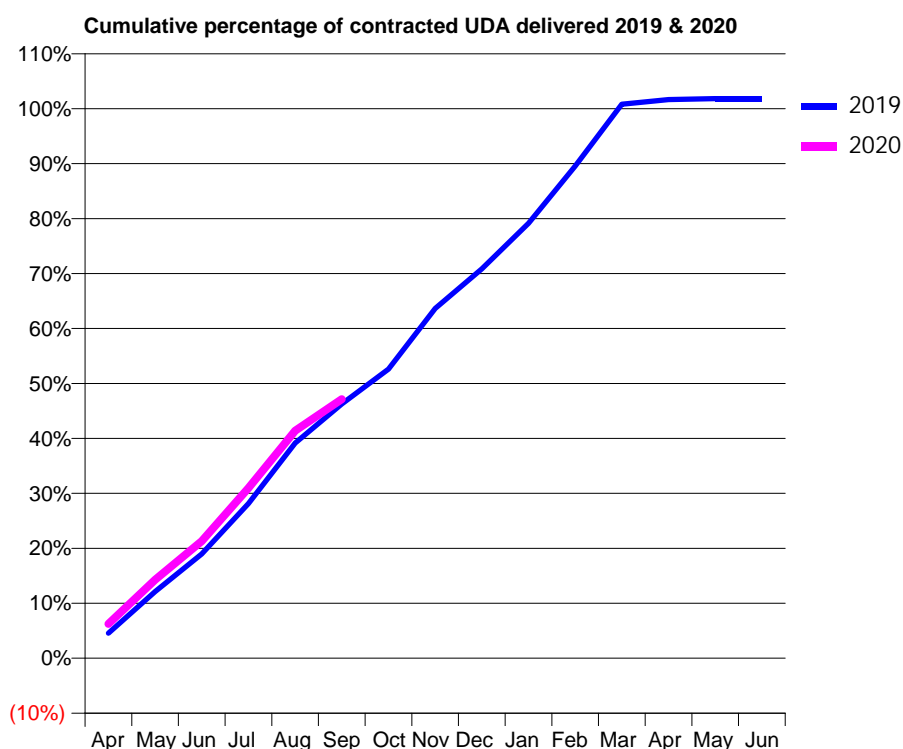
19/20 Contracted general activity (UDA)	4,800
Carry forward general activity (UDA)	0
19/20 Contracted orthodontic activity (UOA)	0
Carry forward orthodontic activity (UOA)	0
Baseline contract value	£130,777.83

ACCESS*

Patients seen in 24 months	Total	Change since previous quarter
Quarter ending September 2018	2,628	
Quarter ending December 2018	2,676	→
Quarter ending March 2019	2,749	↑
Quarter ending June 2019	2,802	→
Quarter ending September 2019	2,666	↓
Variance since September 2018	1.4%	→



ACTIVITY



Month	2019	2020
April	219	299
May	583	686
June	910	1,023
July	1,352	1,487
August	1,880	1,986
September	2,221	2,263
October	2,525	
November	3,054	
December	3,401	
January	3,799	
February	4,298	
March	4,838	
April	4,879	
May	4,887	
June	4,888	

QUALITY

	Quantity	Base Number	Contract	AT	Region	England
% of FP17s for the same patient ID Re-attending within 3 months - Children	23	428	5.4%	11.4%	12.1%	11.5%
% of FP17s for the same patient ID Re-attending within 3 months - Adults	194	1,465	13.2%	14.9%	15.6%	15.4%
% of FP17s for the same patient ID Re-attending between 3 & 9 months - Children	199	428	46.5%	60.1%	61.2%	59.7%
% of FP17s for the same patient ID Re-attending between 3 & 9 months - Adults	543	1,465	37.1%	52.8%	54.3%	51.7%
% of FP17s for Band 1 Urgent Courses	82	1,212	6.8%	10.0%	9.1%	9.2%
% of FP17s Relating to Free Repair or Replacements	26	1,212	2.1%	0.9%	0.9%	0.7%
% of FP17s Relating to Continuations	33	1,212	2.7%	0.9%	1.0%	0.8%
% of Patients satisfied with the dentistry they have received	1	1	N/A	94.2%	94.4%	93.5%
% of Patients satisfied with the time they had to wait for an appointment	1	1	N/A	85.2%	88.1%	87.4%

* This is based on patients treated on this contract for their most recent course of treatment.

Figures in italics indicate the base number of FP17s or Patient Questionnaire responses are less than 100. N/A is shown where the base number of responses is less than 10 during the period. % is calculated as Quantity/Base number*100

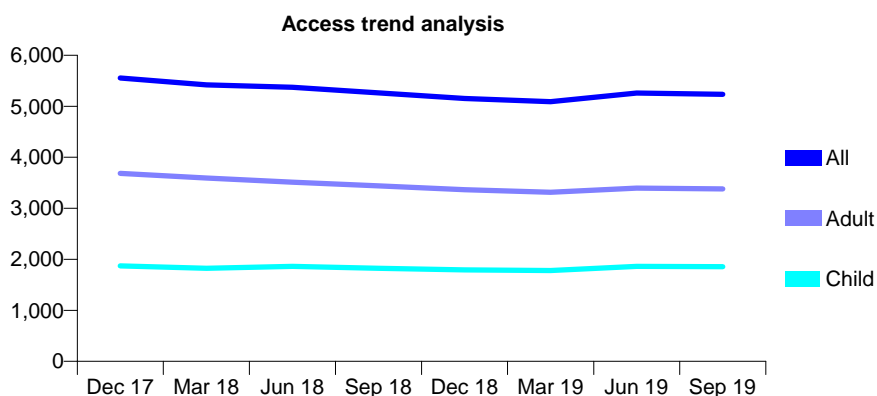
Q47 - Vital Signs At a Glance Contract Report for 755125/0003 - September 2019

Name or company name	MR AM MALIK
Contract type name	GDS Contract
Purpose of contract	General
Contract start date	01/04/2006
Contract end date	

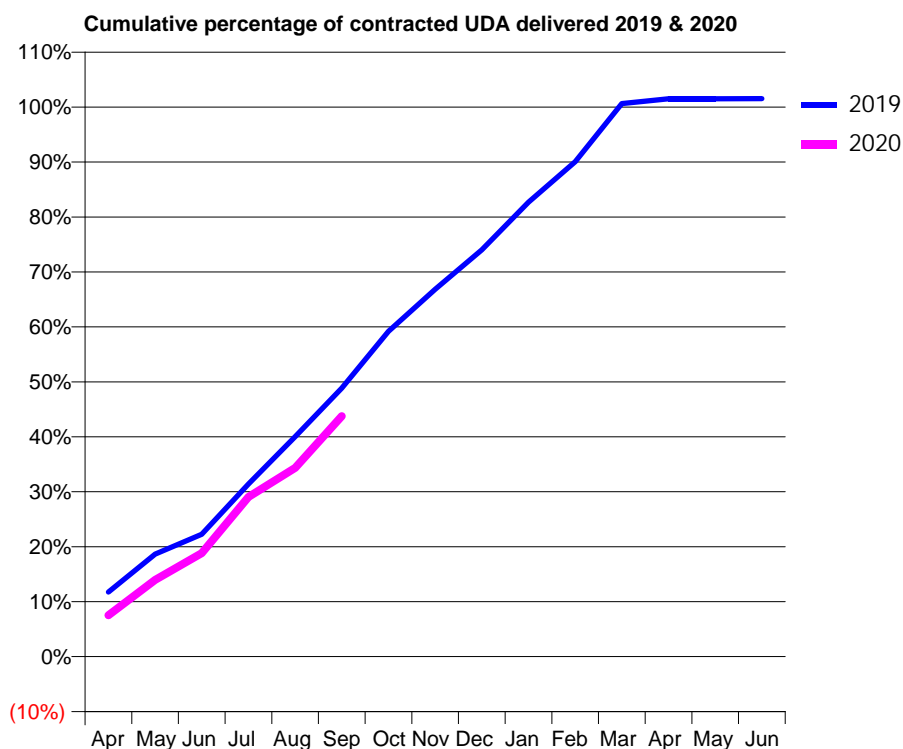
19/20 Contracted general activity (UDA)	15,265
Carry forward general activity (UDA)	-231
19/20 Contracted orthodontic activity (UOA)	0
Carry forward orthodontic activity (UOA)	0
Baseline contract value	£410,793.68

ACCESS*

Patients seen in 24 months	Total	Change since previous quarter
Quarter ending September 2018	5,264	
Quarter ending December 2018	5,154	↓
Quarter ending March 2019	5,092	↓
Quarter ending June 2019	5,259	↑
Quarter ending September 2019	5,235	→
Variance since September 2018	(0.6%)	→



ACTIVITY



Month	Adjusted Scheduled Activity (UDA)	
	2019	2020
April	1,794	1,149
May	2,846	2,133
June	3,399	2,878
July	4,794	4,437
August	6,112	5,243
September	7,458	6,683
October	9,036	
November	10,204	
December	11,298	
January	12,624	
February	13,748	
March	15,360	
April	15,492	
May	15,494	
June	15,496	

QUALITY

	Quantity	Base Number	Contract	AT	Region	England
% of FP17s for the same patient ID Re-attending within 3 months - Children	152	1,805	8.4%	11.4%	12.1%	11.5%
% of FP17s for the same patient ID Re-attending within 3 months - Adults	549	2,828	19.4%	14.9%	15.6%	15.4%
% of FP17s for the same patient ID Re-attending between 3 & 9 months - Children	1,099	1,805	60.9%	60.1%	61.2%	59.7%
% of FP17s for the same patient ID Re-attending between 3 & 9 months - Adults	1,407	2,828	49.8%	52.8%	54.3%	51.7%
% of FP17s for Band 1 Urgent Courses	313	3,157	9.9%	10.0%	9.1%	9.2%
% of FP17s Relating to Free Repair or Replacements	8	3,157	0.3%	0.9%	0.9%	0.7%
% of FP17s Relating to Continuations	16	3,157	0.5%	0.9%	1.0%	0.8%
% of Patients satisfied with the dentistry they have received	0	0	N/A	94.2%	94.4%	93.5%
% of Patients satisfied with the time they had to wait for an appointment	0	0	N/A	85.2%	88.1%	87.4%

* This is based on patients treated on this contract for their most recent course of treatment. Figures in italics indicate the base number of FP17s or Patient Questionnaire responses are less than 100. N/A is shown where the base number of responses is less than 10 during the period. % is calculated as Quantity/Base number*100

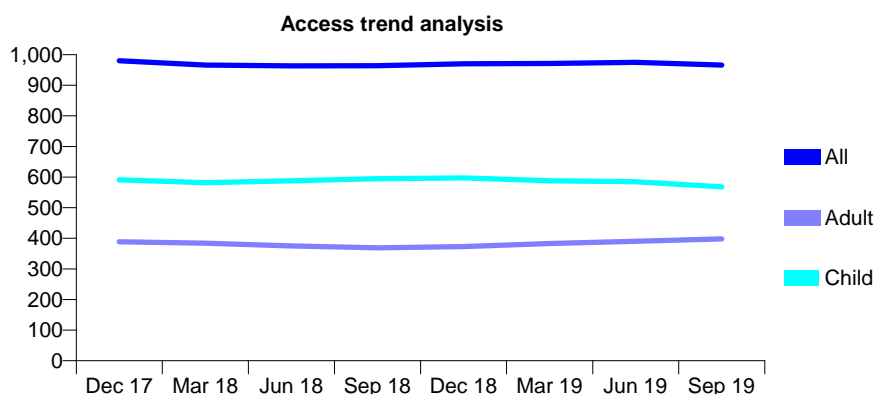
Q47 - Vital Signs At a Glance Contract Report for 75559/0001 - September 2019

Name or company name	MR SA DADABHAI
Contract type name	GDS Contract
Purpose of contract	General
Contract start date	01/04/2006
Contract end date	

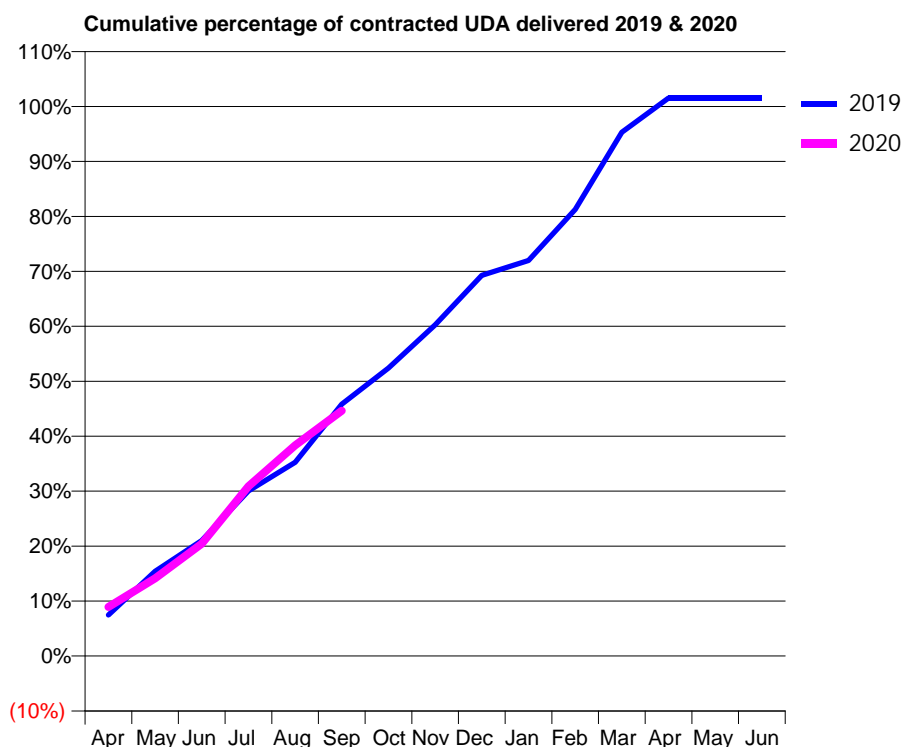
19/20 Contracted general activity (UDA)	3,006
Carry forward general activity (UDA)	-46
19/20 Contracted orthodontic activity (UOA)	0
Carry forward orthodontic activity (UOA)	0
Baseline contract value	£78,351.56

ACCESS*

Patients seen in 24 months	Total	Change since previous quarter
Quarter ending September 2018	964	
Quarter ending December 2018	970	→
Quarter ending March 2019	971	→
Quarter ending June 2019	975	→
Quarter ending September 2019	966	→
Variance since September 2018	0.2%	→



ACTIVITY



Month	Adjusted Scheduled Activity (UDA)	
	2019	2020
April	225	268
May	464	425
June	631	614
July	903	928
August	1,059	1,153
September	1,377	1,342
October	1,576	
November	1,812	
December	2,082	
January	2,163	
February	2,442	
March	2,865	
April	3,052	
May	3,052	
June	3,052	

QUALITY

	Quantity	Base Number	Contract	AT	Region	England
% of FP17s for the same patient ID Re-attending within 3 months - Children	90	598	15.1%	11.4%	12.1%	11.5%
% of FP17s for the same patient ID Re-attending within 3 months - Adults	27	262	10.3%	14.9%	15.6%	15.4%
% of FP17s for the same patient ID Re-attending between 3 & 9 months - Children	403	598	67.4%	60.1%	61.2%	59.7%
% of FP17s for the same patient ID Re-attending between 3 & 9 months - Adults	149	262	56.9%	52.8%	54.3%	51.7%
% of FP17s for Band 1 Urgent Courses	24	764	3.1%	10.0%	9.1%	9.2%
% of FP17s Relating to Free Repair or Replacements	0	764	0.0%	0.9%	0.9%	0.7%
% of FP17s Relating to Continuations	0	764	0.0%	0.9%	1.0%	0.8%
% of Patients satisfied with the dentistry they have received	0	0	N/A	94.2%	94.4%	93.5%
% of Patients satisfied with the time they had to wait for an appointment	0	0	N/A	85.2%	88.1%	87.4%

* This is based on patients treated on this contract for their most recent course of treatment. Figures in italics indicate the base number of FP17s or Patient Questionnaire responses are less than 100. N/A is shown where the base number of responses is less than 10 during the period. % is calculated as Quantity/Base number*100

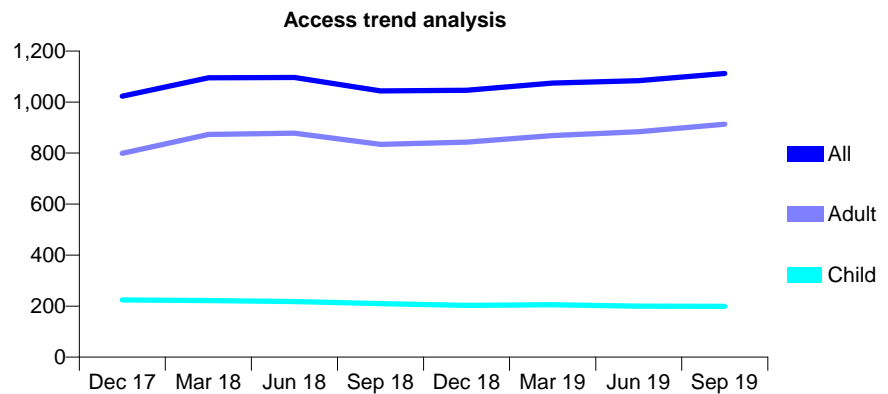
Q47 - Vital Signs At a Glance Contract Report for 779490/0001 - September 2019

Name or company name	MR M RADOVANOVICH
Contract type name	GDS Contract
Purpose of contract	General
Contract start date	05/05/2006
Contract end date	

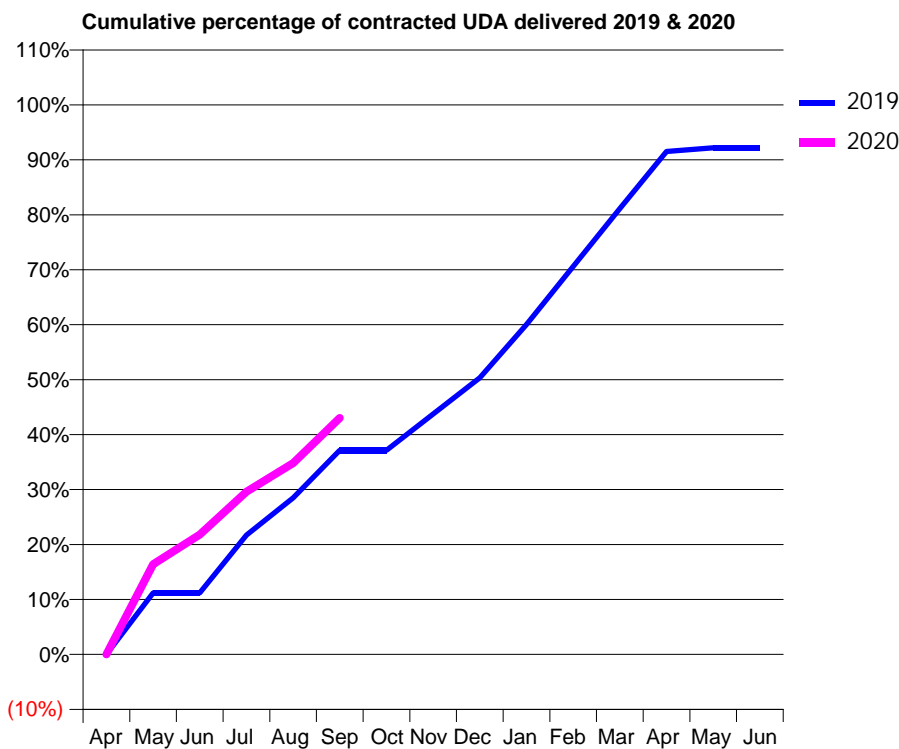
19/20 Contracted general activity (UDA)	2,315
Carry forward general activity (UDA)	0
19/20 Contracted orthodontic activity (UOA)	0
Carry forward orthodontic activity (UOA)	0
Baseline contract value	£52,929.80

ACCESS*

Patients seen in 24 months	Total	Change since previous quarter
Quarter ending September 2018	1,044	
Quarter ending December 2018	1,046	→
Quarter ending March 2019	1,074	↑
Quarter ending June 2019	1,084	→
Quarter ending September 2019	1,112	↑
Variance since September 2018	6.5%	↑



ACTIVITY



Month	2019	2020
April	0	0
May	259	380
June	259	505
July	502	686
August	660	806
September	860	996
October	860	
November	1,013	
December	1,165	
January	1,390	
February	1,634	
March	1,878	
April	2,119	
May	2,134	
June	2,134	

QUALITY

	Quantity	Base Number	Contract	AT	Region	England
% of FP17s for the same patient ID Re-attending within 3 months - Children	9	161	5.6%	11.4%	12.1%	11.5%
% of FP17s for the same patient ID Re-attending within 3 months - Adults	52	505	10.3%	14.9%	15.6%	15.4%
% of FP17s for the same patient ID Re-attending between 3 & 9 months - Children	114	161	70.8%	60.1%	61.2%	59.7%
% of FP17s for the same patient ID Re-attending between 3 & 9 months - Adults	189	505	37.4%	52.8%	54.3%	51.7%
% of FP17s for Band 1 Urgent Courses	6	536	1.1%	10.0%	9.1%	9.2%
% of FP17s Relating to Free Repair or Replacements	3	536	0.6%	0.9%	0.9%	0.7%
% of FP17s Relating to Continuations	1	536	0.2%	0.9%	1.0%	0.8%
% of Patients satisfied with the dentistry they have received	0	0	N/A	94.2%	94.4%	93.5%
% of Patients satisfied with the time they had to wait for an appointment	0	0	N/A	85.2%	88.1%	87.4%

* This is based on patients treated on this contract for their most recent course of treatment. Figures in italics indicate the base number of FP17s or Patient Questionnaire responses are less than 100. N/A is shown where the base number of responses is less than 10 during the period. % is calculated as Quantity/Base number*100

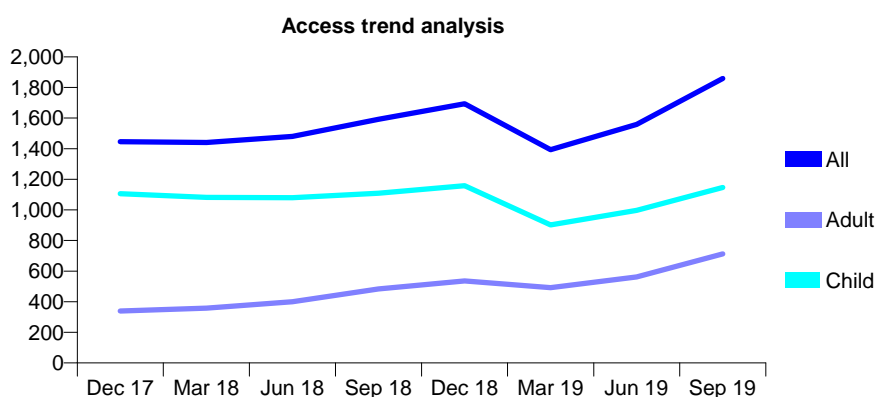
Q47 - Vital Signs At a Glance Contract Report for 781525/0001 - September 2019

Name or company name	Ardent Dental Care Practice Partnership
Contract type name	GDS Contract
Purpose of contract	General
Contract start date	01/07/2012
Contract end date	

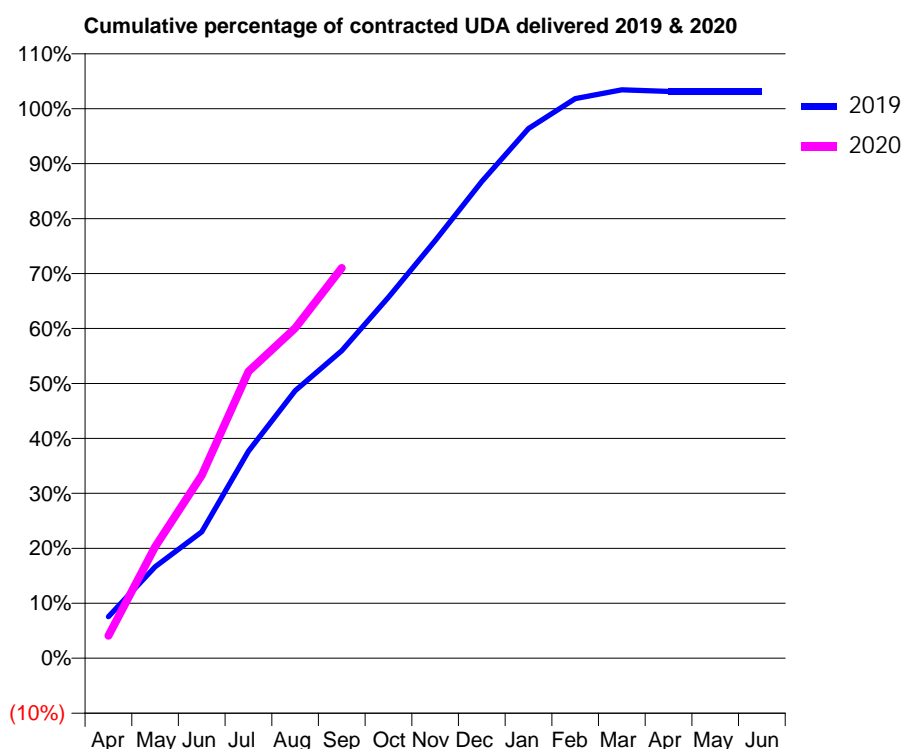
19/20 Contracted general activity (UDA)	3,404
Carry forward general activity (UDA)	0
19/20 Contracted orthodontic activity (UOA)	0
Carry forward orthodontic activity (UOA)	0
Baseline contract value	£83,308.43

ACCESS*

Patients seen in 24 months	Total	Change since previous quarter
Quarter ending September 2018	1,593	
Quarter ending December 2018	1,694	↑
Quarter ending March 2019	1,394	↓
Quarter ending June 2019	1,559	↑
Quarter ending September 2019	1,858	↑
Variance since September 2018	16.6%	↑



ACTIVITY



Month	Adjusted Scheduled Activity (UDA)	
	2019	2020
April	257	139
May	566	690
June	783	1,133
July	1,282	1,776
August	1,656	2,045
September	1,905	2,417
October	2,235	
November	2,587	
December	2,953	
January	3,281	
February	3,466	
March	3,521	
April	3,510	
May	3,510	
June	3,510	

QUALITY

	Quantity	Base Number	Contract	AT	Region	England
% of FP17s for the same patient ID Re-attending within 3 months - Children	37	939	3.9%	11.4%	12.1%	11.5%
% of FP17s for the same patient ID Re-attending within 3 months - Adults	42	475	8.8%	14.9%	15.6%	15.4%
% of FP17s for the same patient ID Re-attending between 3 & 9 months - Children	490	939	52.2%	60.1%	61.2%	59.7%
% of FP17s for the same patient ID Re-attending between 3 & 9 months - Adults	145	475	30.5%	52.8%	54.3%	51.7%
% of FP17s for Band 1 Urgent Courses	66	1,420	4.6%	10.0%	9.1%	9.2%
% of FP17s Relating to Free Repair or Replacements	3	1,420	0.2%	0.9%	0.9%	0.7%
% of FP17s Relating to Continuations	17	1,420	1.2%	0.9%	1.0%	0.8%
% of Patients satisfied with the dentistry they have received	0	0	N/A	94.2%	94.4%	93.5%
% of Patients satisfied with the time they had to wait for an appointment	0	0	N/A	85.2%	88.1%	87.4%

* This is based on patients treated on this contract for their most recent course of treatment.

Figures in italics indicate the base number of FP17s or Patient Questionnaire responses are less than 100. N/A is shown where the base number of responses is less than 10 during the period. % is calculated as Quantity/Base number*100

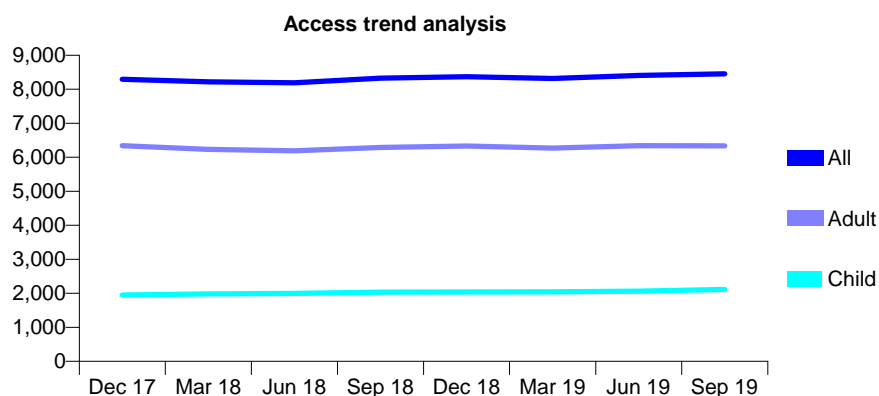
Q47 - Vital Signs At a Glance Contract Report for 788511/0001 - September 2019

Name or company name	MR MA BEST
Contract type name	Pilot Contract
Purpose of contract	General
Contract start date	01/09/2011
Contract end date	

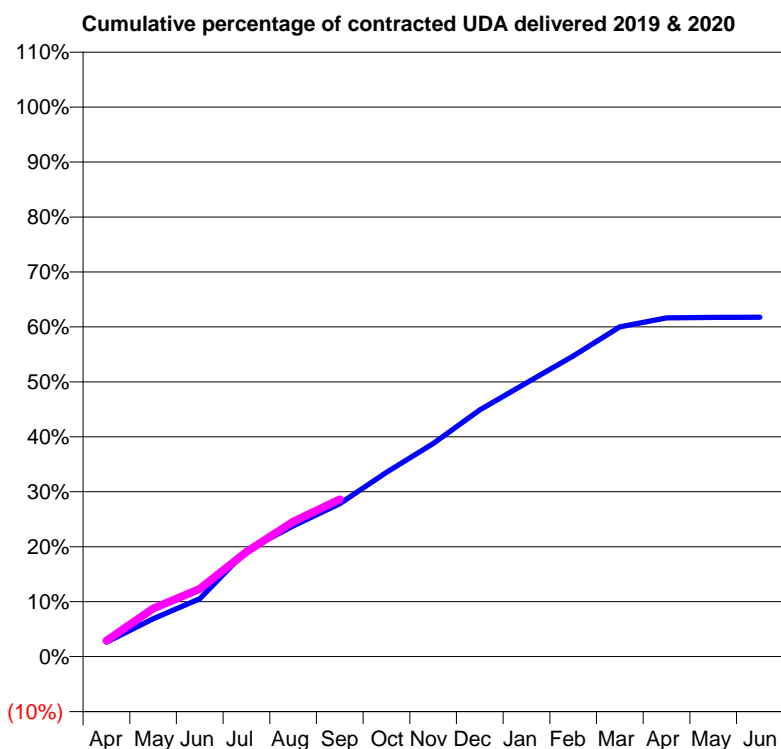
19/20 Contracted general activity (UDA)	26,540
Carry forward general activity (UDA)	0
19/20 Contracted orthodontic activity (UOA)	0
Carry forward orthodontic activity (UOA)	0
Baseline contract value	£890,547.45

ACCESS*

Patients seen in 24 months	Total	Change since previous quarter
Quarter ending September 2018	8,329	
Quarter ending December 2018	8,372	→
Quarter ending March 2019	8,316	→
Quarter ending June 2019	8,407	→
Quarter ending September 2019	8,452	→
Variance since September 2018	1.5%	→



ACTIVITY



Month	Adjusted Scheduled Activity (UDA)	
	2019	2020
April	696	772
May	1,834	2,325
June	2,791	3,277
July	5,126	5,060
August	6,313	6,519
September	7,382	7,597
October	8,903	
November	10,287	
December	11,911	
January	13,220	
February	14,517	
March	15,924	
April	16,360	
May	16,383	
June	16,387	

QUALITY

	Quantity	Base Number	Contract	AT	Region	England
% of FP17s for the same patient ID Re-attending within 3 months - Children	185	1,526	12.1%	11.4%	12.1%	11.5%
% of FP17s for the same patient ID Re-attending within 3 months - Adults	601	3,434	17.5%	14.9%	15.6%	15.4%
% of FP17s for the same patient ID Re-attending between 3 & 9 months - Children	726	1,526	47.6%	60.1%	61.2%	59.7%
% of FP17s for the same patient ID Re-attending between 3 & 9 months - Adults	982	3,434	28.6%	52.8%	54.3%	51.7%
% of FP17s for Band 1 Urgent Courses	248	3,924	6.3%	10.0%	9.1%	9.2%
% of FP17s Relating to Free Repair or Replacements	20	3,924	0.5%	0.9%	0.9%	0.7%
% of FP17s Relating to Continuations	59	3,924	1.5%	0.9%	1.0%	0.8%
% of Patients satisfied with the dentistry they have received	2	3	N/A	94.2%	94.4%	93.5%
% of Patients satisfied with the time they had to wait for an appointment	2	3	N/A	85.2%	88.1%	87.4%

* This is based on patients treated on this contract for their most recent course of treatment. Figures in italics indicate the base number of FP17s or Patient Questionnaire responses are less than 100. N/A is shown where the base number of responses is less than 10 during the period. % is calculated as Quantity/Base number*100

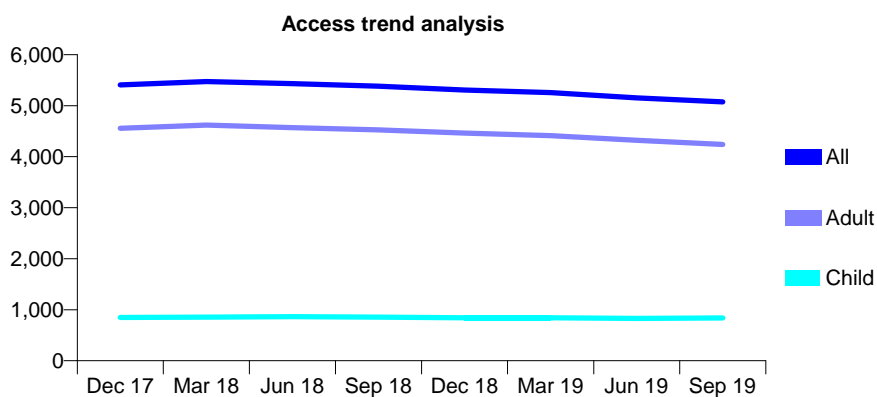
Q47 - Vital Signs At a Glance Contract Report for 801968/0001 - September 2019

Name or company name	ARC Dental Surgery
Contract type name	GDS Contract
Purpose of contract	General
Contract start date	01/04/2006
Contract end date	

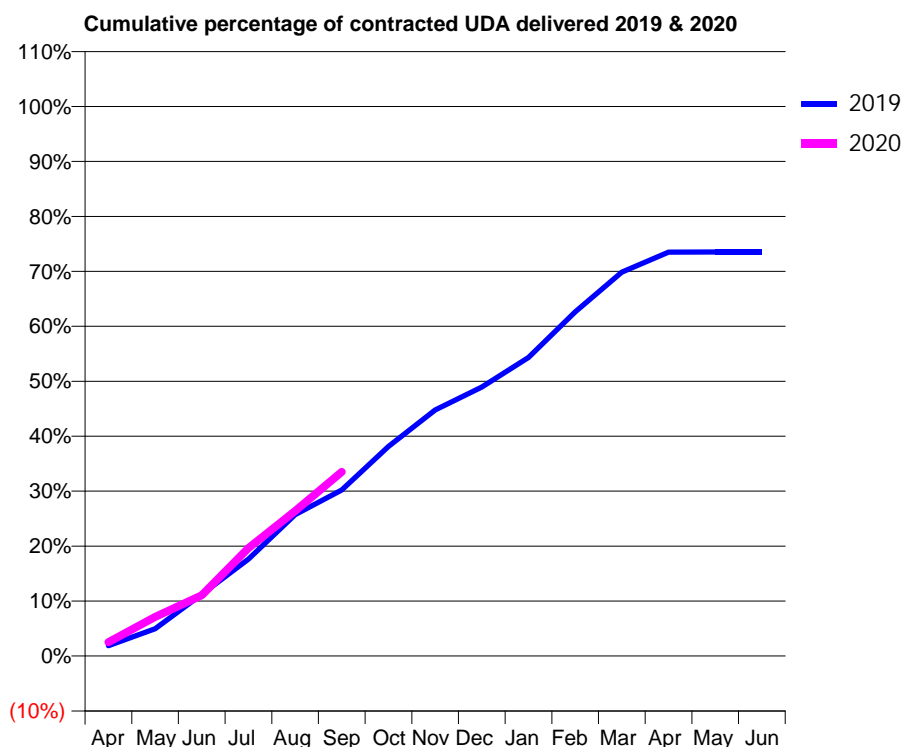
19/20 Contracted general activity (UDA)	18,391
Carry forward general activity (UDA)	0
19/20 Contracted orthodontic activity (UOA)	0
Carry forward orthodontic activity (UOA)	0
Baseline contract value	£464,872.70

ACCESS*

Patients seen in 24 months	Total	Change since previous quarter
Quarter ending September 2018	5,381	
Quarter ending December 2018	5,307	↓
Quarter ending March 2019	5,255	→
Quarter ending June 2019	5,153	↓
Quarter ending September 2019	5,077	↓
Variance since September 2018	(5.6%)	↓



ACTIVITY



Month	Adjusted Scheduled Activity (UDA)	
	2019	2020
April	345	467
May	913	1,309
June	2,064	2,032
July	3,244	3,614
August	4,734	4,852
September	5,561	6,162
October	7,014	
November	8,235	
December	8,999	
January	9,989	
February	11,517	
March	12,846	
April	13,516	
May	13,521	
June	13,521	

QUALITY

	Quantity	Base Number	Contract	AT	Region	England
% of FP17s for the same patient ID Re-attending within 3 months - Children	43	592	7.3%	11.4%	12.1%	11.5%
% of FP17s for the same patient ID Re-attending within 3 months - Adults	463	2,916	15.9%	14.9%	15.6%	15.4%
% of FP17s for the same patient ID Re-attending between 3 & 9 months - Children	322	592	54.4%	60.1%	61.2%	59.7%
% of FP17s for the same patient ID Re-attending between 3 & 9 months - Adults	1,611	2,916	55.2%	52.8%	54.3%	51.7%
% of FP17s for Band 1 Urgent Courses	250	3,285	7.6%	10.0%	9.1%	9.2%
% of FP17s Relating to Free Repair or Replacements	31	3,285	0.9%	0.9%	0.9%	0.7%
% of FP17s Relating to Continuations	47	3,285	1.4%	0.9%	1.0%	0.8%
% of Patients satisfied with the dentistry they have received	1	1	N/A	94.2%	94.4%	93.5%
% of Patients satisfied with the time they had to wait for an appointment	1	1	N/A	85.2%	88.1%	87.4%

* This is based on patients treated on this contract for their most recent course of treatment. Figures in italics indicate the base number of FP17s or Patient Questionnaire responses are less than 100. N/A is shown where the base number of responses is less than 10 during the period. % is calculated as Quantity/Base number*100

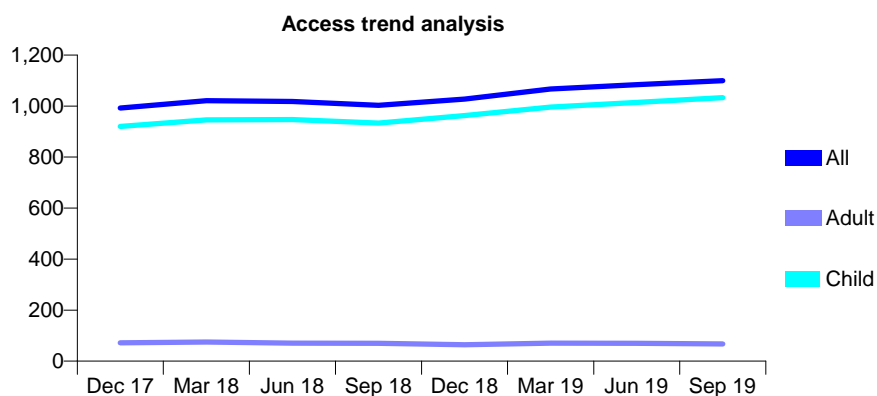
Q47 - Vital Signs At a Glance Contract Report for 814296/0001 - September 2019

Name or company name	MR AW ROBINSON
Contract type name	GDS Contract
Purpose of contract	General
Contract start date	01/04/2006
Contract end date	

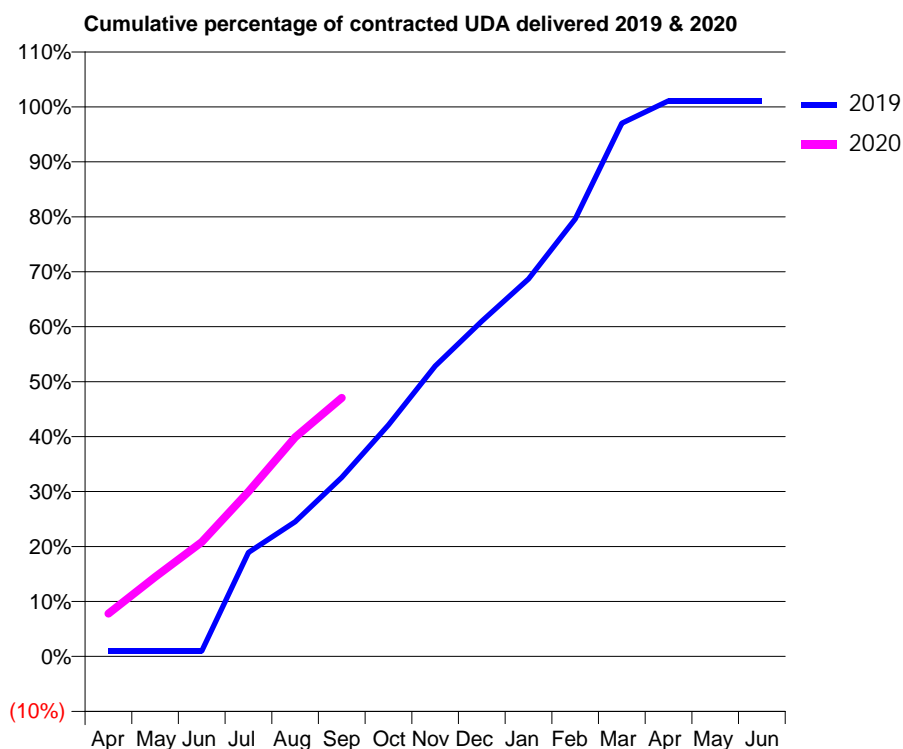
19/20 Contracted general activity (UDA)	1,500
Carry forward general activity (UDA)	-17
19/20 Contracted orthodontic activity (UOA)	0
Carry forward orthodontic activity (UOA)	0
Baseline contract value	£45,392.05

ACCESS*

Patients seen in 24 months	Total	Change since previous quarter
Quarter ending September 2018	1,003	
Quarter ending December 2018	1,027	↑
Quarter ending March 2019	1,067	↑
Quarter ending June 2019	1,084	→
Quarter ending September 2019	1,100	→
Variance since September 2018	9.7%	↑



ACTIVITY



Month	2019	2020
April	15	117
May	15	217
June	15	312
July	284	450
August	367	598
September	489	706
October	632	
November	793	
December	915	
January	1,030	
February	1,194	
March	1,456	
April	1,517	
May	1,517	
June	1,517	

QUALITY

	Quantity	Base Number	Contract	AT	Region	England
% of FP17s for the same patient ID Re-attending within 3 months - Children	63	570	11.1%	11.4%	12.1%	11.5%
% of FP17s for the same patient ID Re-attending within 3 months - Adults	0	0	N/A	14.9%	15.6%	15.4%
% of FP17s for the same patient ID Re-attending between 3 & 9 months - Children	226	570	39.6%	60.1%	61.2%	59.7%
% of FP17s for the same patient ID Re-attending between 3 & 9 months - Adults	0	0	N/A	52.8%	54.3%	51.7%
% of FP17s for Band 1 Urgent Courses	49	528	9.3%	10.0%	9.1%	9.2%
% of FP17s Relating to Free Repair or Replacements	0	528	0.0%	0.9%	0.9%	0.7%
% of FP17s Relating to Continuations	0	528	0.0%	0.9%	1.0%	0.8%
% of Patients satisfied with the dentistry they have received	0	0	N/A	94.2%	94.4%	93.5%
% of Patients satisfied with the time they had to wait for an appointment	0	0	N/A	85.2%	88.1%	87.4%

* This is based on patients treated on this contract for their most recent course of treatment. Figures in italics indicate the base number of FP17s or Patient Questionnaire responses are less than 100. N/A is shown where the base number of responses is less than 10 during the period. % is calculated as Quantity/Base number*100

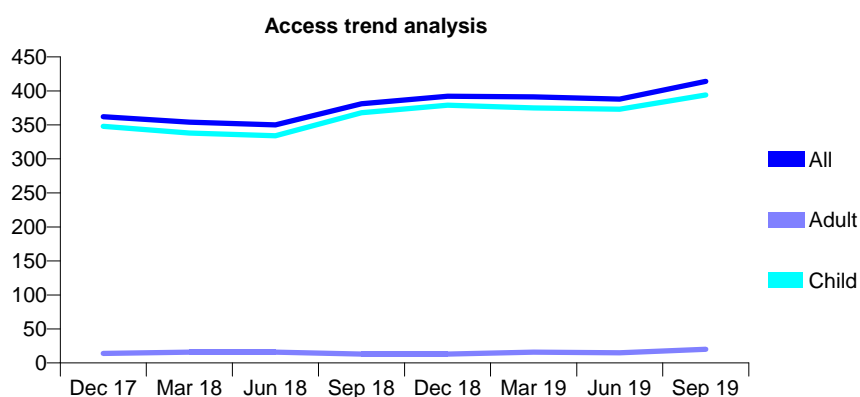
Q47 - Vital Signs At a Glance Contract Report for 814490/0001 - September 2019

Name or company name	MR MA POWELL
Contract type name	GDS Contract
Purpose of contract	General
Contract start date	01/04/2006
Contract end date	

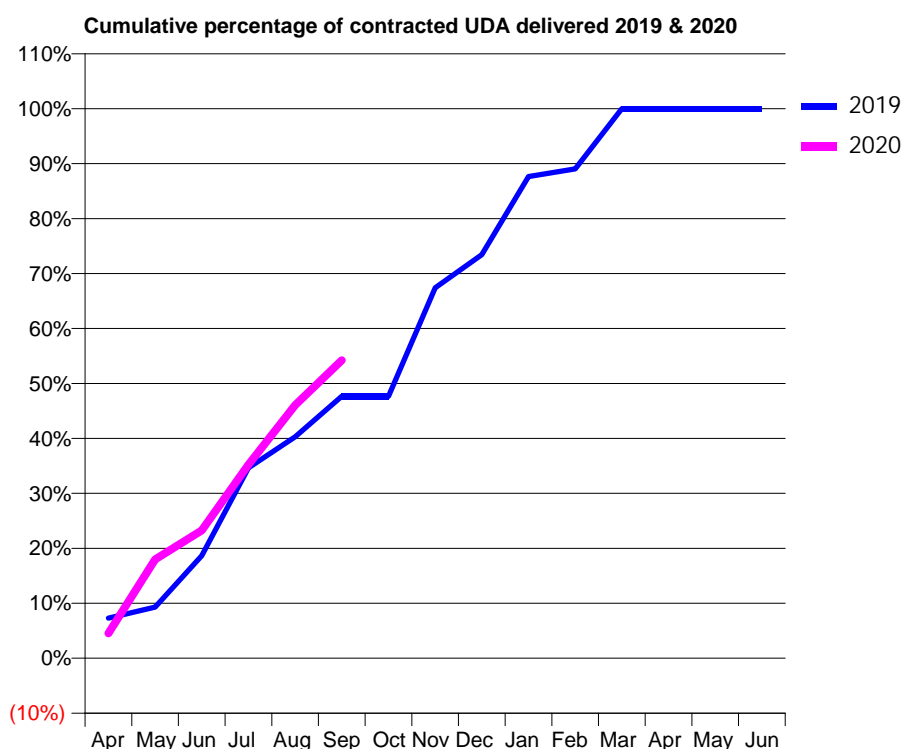
19/20 Contracted general activity (UDA)	795
Carry forward general activity (UDA)	0
19/20 Contracted orthodontic activity (UOA)	0
Carry forward orthodontic activity (UOA)	0
Baseline contract value	£19,475.72

ACCESS*

Patients seen in 24 months	Total	Change since previous quarter
Quarter ending September 2018	381	
Quarter ending December 2018	392	↑
Quarter ending March 2019	391	→
Quarter ending June 2019	388	→
Quarter ending September 2019	414	↑
Variance since September 2018	8.7%	↑



ACTIVITY



Month	2019	2020
April	58	36
May	74	143
June	148	185
July	275	280
August	320	366
September	379	431
October	379	
November	536	
December	584	
January	697	
February	708	
March	795	
April	795	
May	795	
June	795	

QUALITY

	Quantity	Base Number	Contract	AT	Region	England
% of FP17s for the same patient ID Re-attending within 3 months - Children	12	317	3.8%	11.4%	12.1%	11.5%
% of FP17s for the same patient ID Re-attending within 3 months - Adults	0	0	N/A	14.9%	15.6%	15.4%
% of FP17s for the same patient ID Re-attending between 3 & 9 months - Children	193	317	60.9%	60.1%	61.2%	59.7%
% of FP17s for the same patient ID Re-attending between 3 & 9 months - Adults	0	0	N/A	52.8%	54.3%	51.7%
% of FP17s for Band 1 Urgent Courses	0	316	0.0%	10.0%	9.1%	9.2%
% of FP17s Relating to Free Repair or Replacements	0	316	0.0%	0.9%	0.9%	0.7%
% of FP17s Relating to Continuations	0	316	0.0%	0.9%	1.0%	0.8%
% of Patients satisfied with the dentistry they have received	0	0	N/A	94.2%	94.4%	93.5%
% of Patients satisfied with the time they had to wait for an appointment	0	0	N/A	85.2%	88.1%	87.4%

* This is based on patients treated on this contract for their most recent course of treatment.

Figures in italics indicate the base number of FP17s or Patient Questionnaire responses are less than 100. N/A is shown where the base number of responses is less than 10 during the period. % is calculated as Quantity/Base number*100

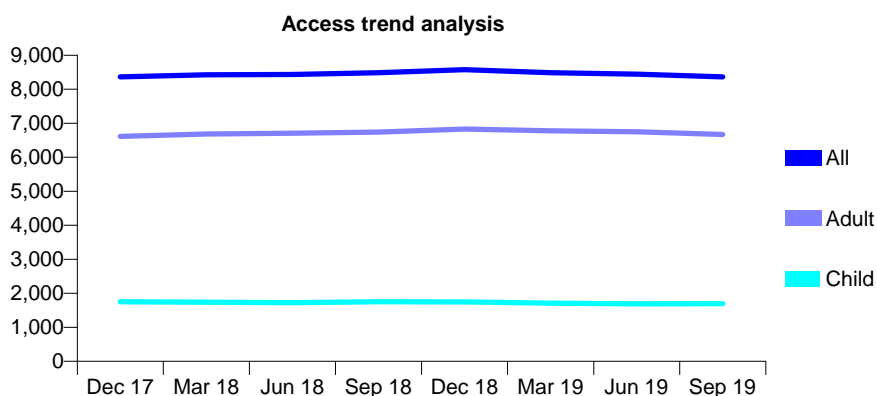
Q47 - Vital Signs At a Glance Contract Report for 819786/0001 - September 2019

Name or company name	Fountain Street Partnership
Contract type name	GDS Contract
Purpose of contract	General
Contract start date	01/10/2013
Contract end date	

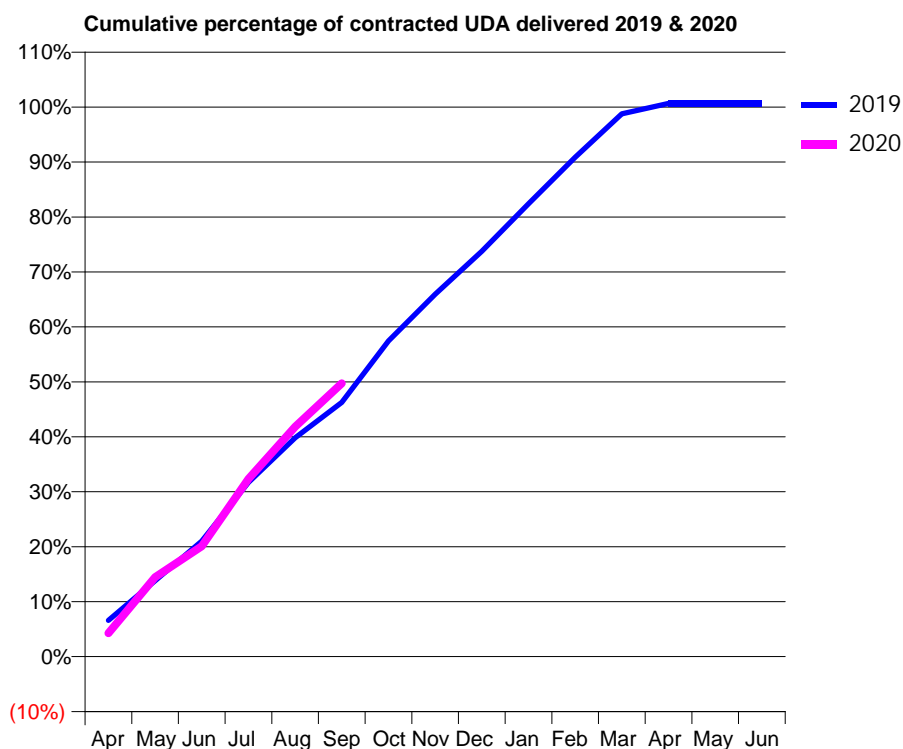
19/20 Contracted general activity (UDA)	22,621
Carry forward general activity (UDA)	0
19/20 Contracted orthodontic activity (UOA)	0
Carry forward orthodontic activity (UOA)	0
Baseline contract value	£857,505.78

ACCESS*

Patients seen in 24 months	Total	Change since previous quarter
Quarter ending September 2018	8,490	
Quarter ending December 2018	8,577	→
Quarter ending March 2019	8,490	↓
Quarter ending June 2019	8,444	→
Quarter ending September 2019	8,366	→
Variance since September 2018	(1.5%)	↓



ACTIVITY



Month	Adjusted Scheduled Activity (UDA)	
	2019	2020
April	1,540	970
May	3,238	3,267
June	4,918	4,545
July	7,424	7,315
August	9,329	9,464
September	10,836	11,252
October	13,457	
November	15,444	
December	17,274	
January	19,297	
February	21,282	
March	23,136	
April	23,576	
May	23,577	
June	23,580	

QUALITY

	Quantity	Base Number	Contract	AT	Region	England
% of FP17s for the same patient ID Re-attending within 3 months - Children	125	1,436	8.7%	11.4%	12.1%	11.5%
% of FP17s for the same patient ID Re-attending within 3 months - Adults	616	4,397	14.0%	14.9%	15.6%	15.4%
% of FP17s for the same patient ID Re-attending between 3 & 9 months - Children	960	1,436	66.9%	60.1%	61.2%	59.7%
% of FP17s for the same patient ID Re-attending between 3 & 9 months - Adults	2,082	4,397	47.4%	52.8%	54.3%	51.7%
% of FP17s for Band 1 Urgent Courses	513	5,604	9.2%	10.0%	9.1%	9.2%
% of FP17s Relating to Free Repair or Replacements	118	5,604	2.1%	0.9%	0.9%	0.7%
% of FP17s Relating to Continuations	43	5,604	0.8%	0.9%	1.0%	0.8%
% of Patients satisfied with the dentistry they have received	1	1	N/A	94.2%	94.4%	93.5%
% of Patients satisfied with the time they had to wait for an appointment	1	1	N/A	85.2%	88.1%	87.4%

* This is based on patients treated on this contract for their most recent course of treatment. Figures in italics indicate the base number of FP17s or Patient Questionnaire responses are less than 100. N/A is shown where the base number of responses is less than 10 during the period. % is calculated as Quantity/Base number*100

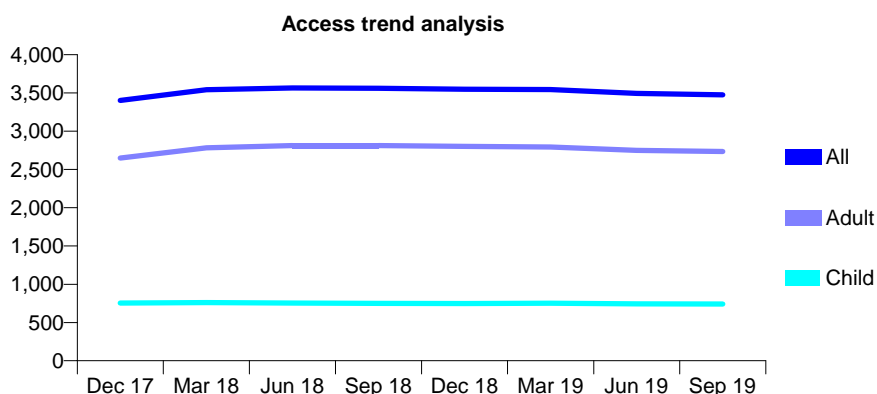
Q47 - Vital Signs At a Glance Contract Report for 819964/0001 - September 2019

Name or company name	MRS A KING
Contract type name	GDS Contract
Purpose of contract	General
Contract start date	01/04/2006
Contract end date	

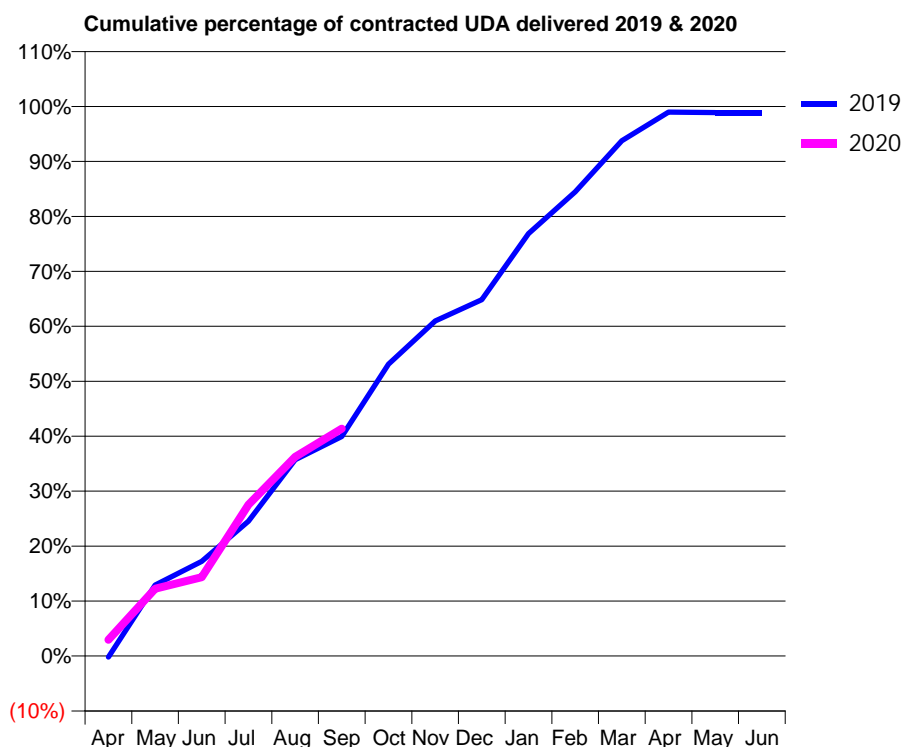
19/20 Contracted general activity (UDA)	10,098
Carry forward general activity (UDA)	114
19/20 Contracted orthodontic activity (UOA)	0
Carry forward orthodontic activity (UOA)	0
Baseline contract value	£297,432.68

ACCESS*

Patients seen in 24 months	Total	Change since previous quarter
Quarter ending September 2018	3,562	
Quarter ending December 2018	3,547	→
Quarter ending March 2019	3,545	→
Quarter ending June 2019	3,493	↓
Quarter ending September 2019	3,474	→
Variance since September 2018	(2.5%)	↓



ACTIVITY



Month	Adjusted Scheduled Activity (UDA)	
	2019	2020
April	-20	298
May	1,305	1,237
June	1,740	1,449
July	2,479	2,781
August	3,608	3,660
September	4,035	4,176
October	5,362	
November	6,156	
December	6,550	
January	7,761	
February	8,529	
March	9,468	
April	9,993	
May	9,984	
June	9,984	

QUALITY

	Quantity	Base Number	Contract	AT	Region	England
% of FP17s for the same patient ID Re-attending within 3 months - Children	46	660	7.0%	11.4%	12.1%	11.5%
% of FP17s for the same patient ID Re-attending within 3 months - Adults	300	2,358	12.7%	14.9%	15.6%	15.4%
% of FP17s for the same patient ID Re-attending between 3 & 9 months - Children	485	660	73.5%	60.1%	61.2%	59.7%
% of FP17s for the same patient ID Re-attending between 3 & 9 months - Adults	1,779	2,358	75.4%	52.8%	54.3%	51.7%
% of FP17s for Band 1 Urgent Courses	176	2,729	6.4%	10.0%	9.1%	9.2%
% of FP17s Relating to Free Repair or Replacements	26	2,729	1.0%	0.9%	0.9%	0.7%
% of FP17s Relating to Continuations	42	2,729	1.5%	0.9%	1.0%	0.8%
% of Patients satisfied with the dentistry they have received	21	21	100.0%	94.2%	94.4%	93.5%
% of Patients satisfied with the time they had to wait for an appointment	17	21	81.0%	85.2%	88.1%	87.4%

* This is based on patients treated on this contract for their most recent course of treatment. Figures in italics indicate the base number of FP17s or Patient Questionnaire responses are less than 100. N/A is shown where the base number of responses is less than 10 during the period. % is calculated as Quantity/Base number*100

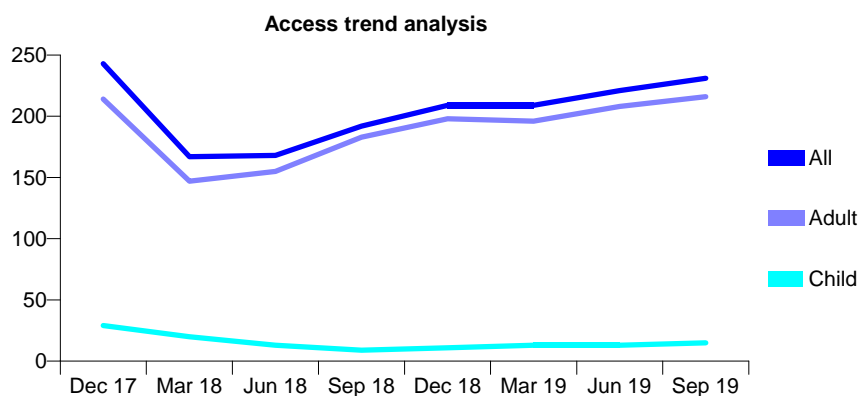
Q47 - Vital Signs At a Glance Contract Report for 819964/0003 - September 2019

Name or company name	MRS A KING
Contract type name	GDS Contract
Purpose of contract	General
Contract start date	01/04/2013
Contract end date	

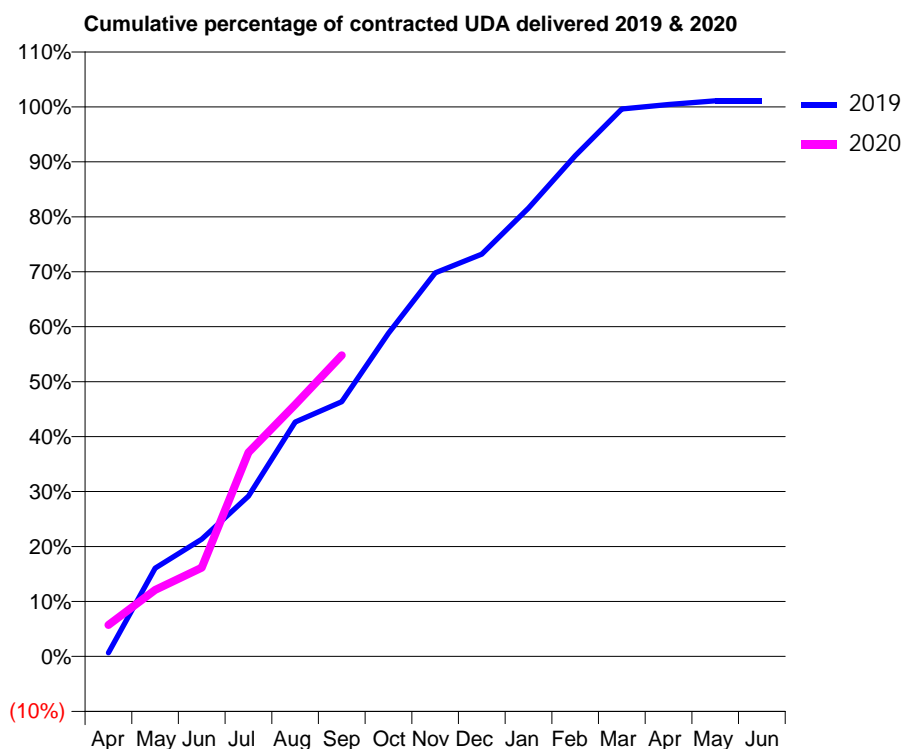
19/20 Contracted general activity (UDA)	594
Carry forward general activity (UDA)	-7
19/20 Contracted orthodontic activity (UOA)	0
Carry forward orthodontic activity (UOA)	0
Baseline contract value	£58,290.10

ACCESS*

Patients seen in 24 months	Total	Change since previous quarter
Quarter ending September 2018	192	
Quarter ending December 2018	209	↑
Quarter ending March 2019	209	→
Quarter ending June 2019	221	↑
Quarter ending September 2019	231	↑
Variance since September 2018	20.3%	↑



ACTIVITY



Month	2019	2020
April	4	34
May	95	72
June	127	96
July	173	220
August	253	272
September	275	326
October	349	
November	415	
December	435	
January	485	
February	541	
March	592	
April	597	
May	601	
June	601	

QUALITY

	Quantity	Base Number	Contract	AT	Region	England
% of FP17s for the same patient ID Re-attending within 3 months - Children	1	12	8.3%	11.4%	12.1%	11.5%
% of FP17s for the same patient ID Re-attending within 3 months - Adults	20	162	12.3%	14.9%	15.6%	15.4%
% of FP17s for the same patient ID Re-attending between 3 & 9 months - Children	3	12	25.0%	60.1%	61.2%	59.7%
% of FP17s for the same patient ID Re-attending between 3 & 9 months - Adults	95	162	58.6%	52.8%	54.3%	51.7%
% of FP17s for Band 1 Urgent Courses	13	169	7.7%	10.0%	9.1%	9.2%
% of FP17s Relating to Free Repair or Replacements	0	169	0.0%	0.9%	0.9%	0.7%
% of FP17s Relating to Continuations	1	169	0.6%	0.9%	1.0%	0.8%
% of Patients satisfied with the dentistry they have received	0	0	N/A	94.2%	94.4%	93.5%
% of Patients satisfied with the time they had to wait for an appointment	0	0	N/A	85.2%	88.1%	87.4%

* This is based on patients treated on this contract for their most recent course of treatment. Figures in italics indicate the base number of FP17s or Patient Questionnaire responses are less than 100. N/A is shown where the base number of responses is less than 10 during the period. % is calculated as Quantity/Base number*100

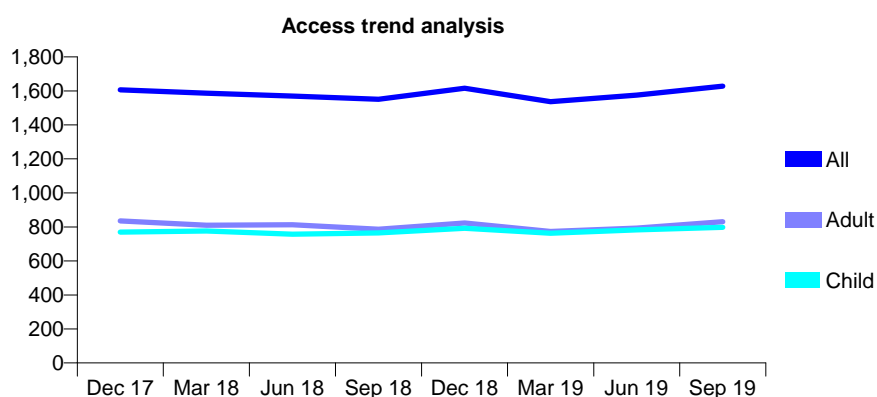
Q47 - Vital Signs At a Glance Contract Report for 821969/0003 - September 2019

Name or company name	MRS H BURNS
Contract type name	GDS Contract
Purpose of contract	General
Contract start date	04/05/2009
Contract end date	

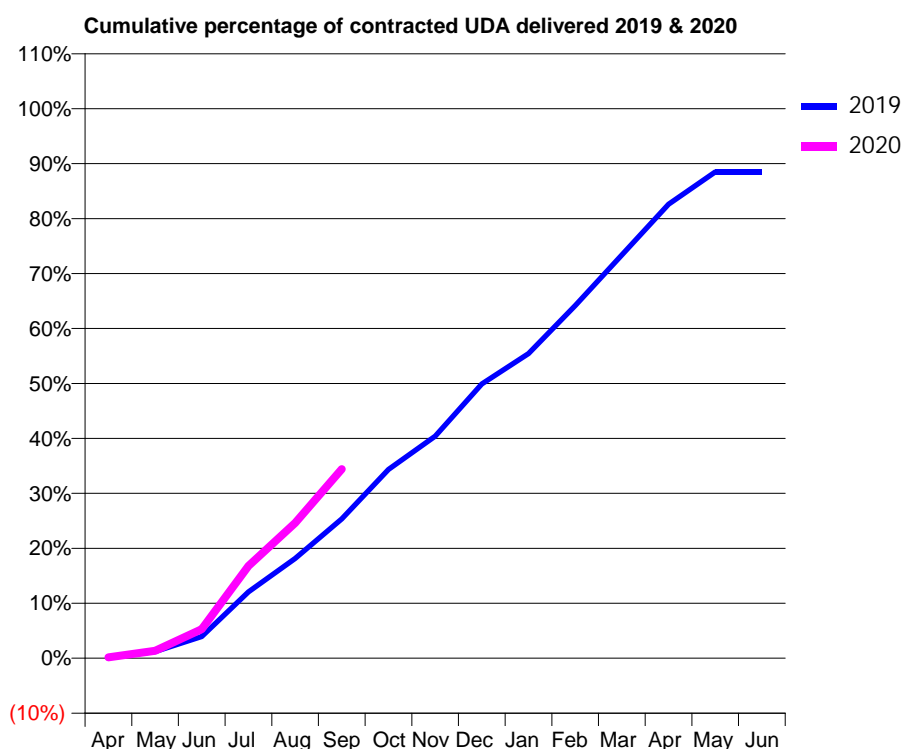
19/20 Contracted general activity (UDA)	6,025
Carry forward general activity (UDA)	0
19/20 Contracted orthodontic activity (UOA)	0
Carry forward orthodontic activity (UOA)	0
Baseline contract value	£113,938.69

ACCESS*

Patients seen in 24 months	Total	Change since previous quarter
Quarter ending September 2018	1,551	
Quarter ending December 2018	1,615	↑
Quarter ending March 2019	1,536	↓
Quarter ending June 2019	1,575	↑
Quarter ending September 2019	1,628	↑
Variance since September 2018	5.0%	↑



ACTIVITY



Month	2019	2020
April	12	9
May	74	81
June	238	318
July	727	1,013
August	1,094	1,483
September	1,527	2,075
October	2,069	
November	2,436	
December	3,007	
January	3,341	
February	3,866	
March	4,421	
April	4,977	
May	5,331	
June	5,332	

QUALITY

	Quantity	Base Number	Contract	AT	Region	England
% of FP17s for the same patient ID Re-attending within 3 months - Children	12	462	2.6%	11.4%	12.1%	11.5%
% of FP17s for the same patient ID Re-attending within 3 months - Adults	46	449	10.2%	14.9%	15.6%	15.4%
% of FP17s for the same patient ID Re-attending between 3 & 9 months - Children	204	462	44.2%	60.1%	61.2%	59.7%
% of FP17s for the same patient ID Re-attending between 3 & 9 months - Adults	162	449	36.1%	52.8%	54.3%	51.7%
% of FP17s for Band 1 Urgent Courses	18	664	2.7%	10.0%	9.1%	9.2%
% of FP17s Relating to Free Repair or Replacements	0	664	0.0%	0.9%	0.9%	0.7%
% of FP17s Relating to Continuations	0	664	0.0%	0.9%	1.0%	0.8%
% of Patients satisfied with the dentistry they have received	1	1	N/A	94.2%	94.4%	93.5%
% of Patients satisfied with the time they had to wait for an appointment	1	1	N/A	85.2%	88.1%	87.4%

* This is based on patients treated on this contract for their most recent course of treatment.

Figures in italics indicate the base number of FP17s or Patient Questionnaire responses are less than 100. N/A is shown where the base number of responses is less than 10 during the period. % is calculated as Quantity/Base number*100

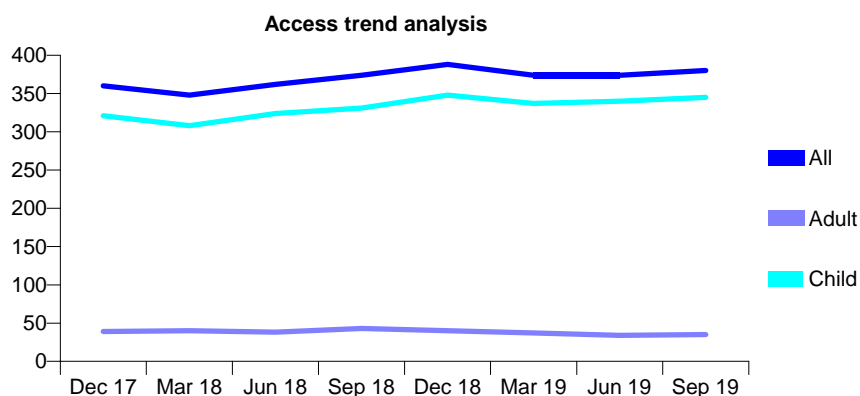
Q47 - Vital Signs At a Glance Contract Report for 826693/0001 - September 2019

Name or company name	MR JR MCHUGH
Contract type name	GDS Contract
Purpose of contract	General
Contract start date	01/04/2006
Contract end date	

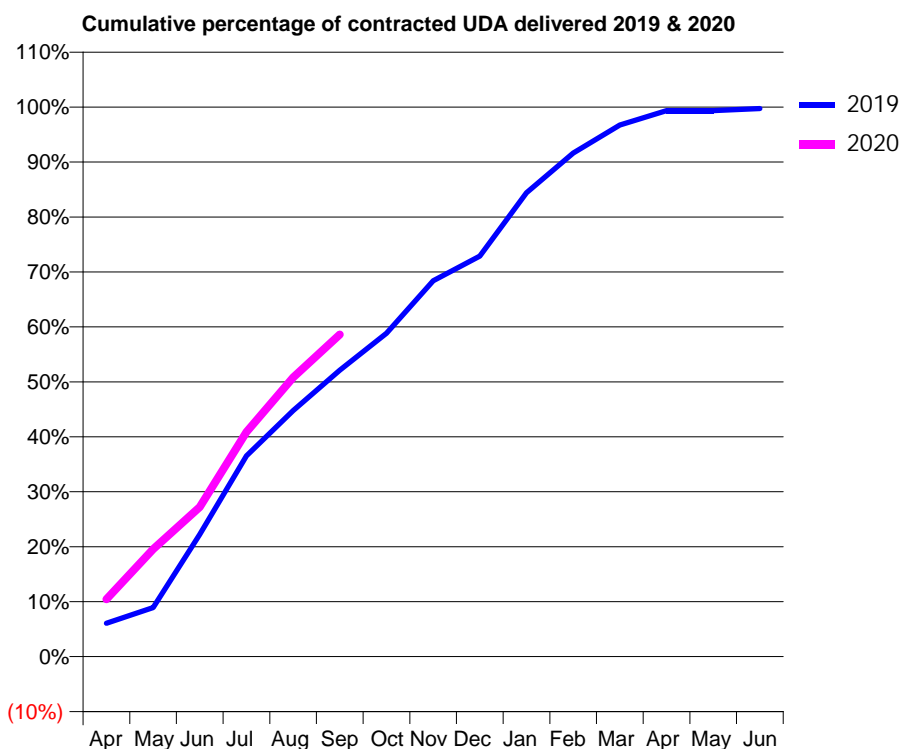
19/20 Contracted general activity (UDA)	750
Carry forward general activity (UDA)	0
19/20 Contracted orthodontic activity (UOA)	0
Carry forward orthodontic activity (UOA)	0
Baseline contract value	£18,355.25

ACCESS*

Patients seen in 24 months	Total	Change since previous quarter
Quarter ending September 2018	374	
Quarter ending December 2018	388	↑
Quarter ending March 2019	374	↓
Quarter ending June 2019	374	→
Quarter ending September 2019	380	→
Variance since September 2018	1.6%	→



ACTIVITY



Month	Adjusted Scheduled Activity (UDA)	
	2019	2020
April	47	78
May	70	147
June	173	204
July	285	307
August	349	381
September	406	440
October	459	
November	533	
December	569	
January	658	
February	715	
March	755	
April	775	
May	775	
June	778	

QUALITY

	Quantity	Base Number	Contract	AT	Region	England
% of FP17s for the same patient ID Re-attending within 3 months - Children	24	316	7.6%	11.4%	12.1%	11.5%
% of FP17s for the same patient ID Re-attending within 3 months - Adults	0	0	N/A	14.9%	15.6%	15.4%
% of FP17s for the same patient ID Re-attending between 3 & 9 months - Children	203	316	64.2%	60.1%	61.2%	59.7%
% of FP17s for the same patient ID Re-attending between 3 & 9 months - Adults	0	0	N/A	52.8%	54.3%	51.7%
% of FP17s for Band 1 Urgent Courses	13	299	4.3%	10.0%	9.1%	9.2%
% of FP17s Relating to Free Repair or Replacements	0	299	0.0%	0.9%	0.9%	0.7%
% of FP17s Relating to Continuations	0	299	0.0%	0.9%	1.0%	0.8%
% of Patients satisfied with the dentistry they have received	0	0	N/A	94.2%	94.4%	93.5%
% of Patients satisfied with the time they had to wait for an appointment	0	0	N/A	85.2%	88.1%	87.4%

* This is based on patients treated on this contract for their most recent course of treatment. Figures in italics indicate the base number of FP17s or Patient Questionnaire responses are less than 100. N/A is shown where the base number of responses is less than 10 during the period. % is calculated as Quantity/Base number*100

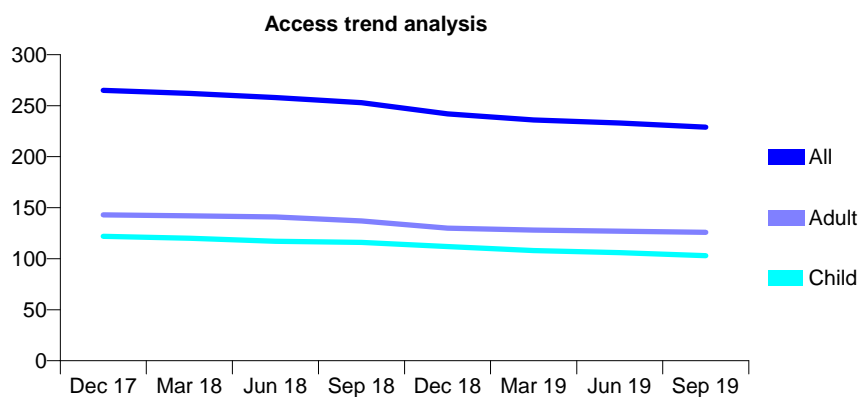
Q47 - Vital Signs At a Glance Contract Report for 836257/0001 - September 2019

Name or company name	MR TA KANJOO
Contract type name	GDS Contract
Purpose of contract	General
Contract start date	01/04/2006
Contract end date	

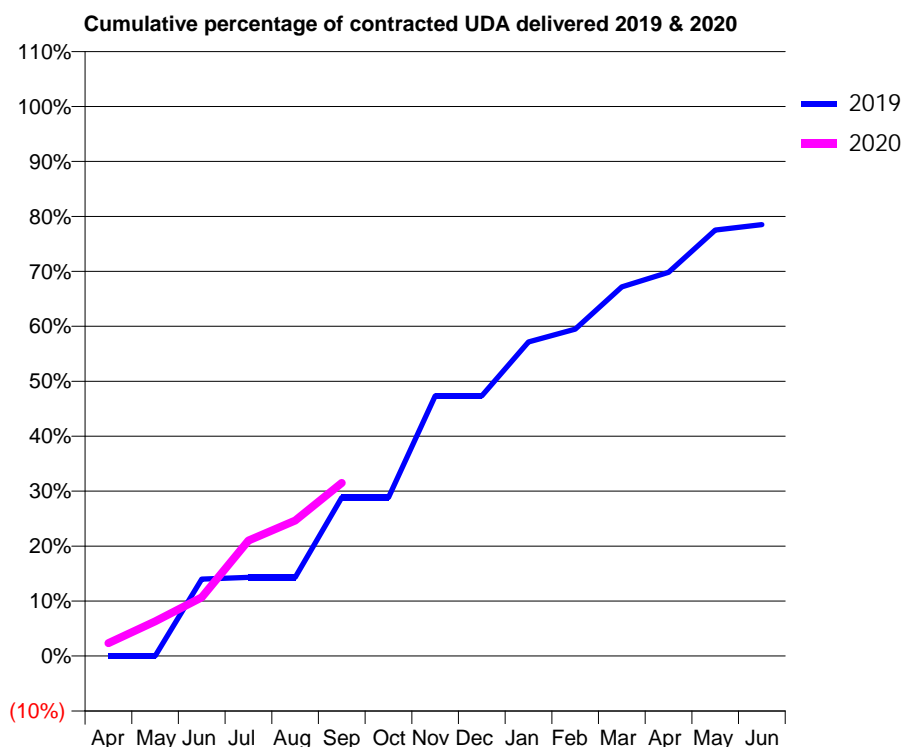
19/20 Contracted general activity (UDA)	600
Carry forward general activity (UDA)	0
19/20 Contracted orthodontic activity (UOA)	0
Carry forward orthodontic activity (UOA)	0
Baseline contract value	£14,686.74

ACCESS*

Patients seen in 24 months	Total	Change since previous quarter
Quarter ending September 2018	253	
Quarter ending December 2018	242	↓
Quarter ending March 2019	236	↓
Quarter ending June 2019	233	↓
Quarter ending September 2019	229	↓
Variance since September 2018	(9.5%)	↓



ACTIVITY



Month	Adjusted Scheduled Activity (UDA)	
	2019	2020
April	0	14
May	0	38
June	84	64
July	86	126
August	86	148
September	173	189
October	173	
November	284	
December	284	
January	343	
February	357	
March	403	
April	419	
May	465	
June	471	

QUALITY

	Quantity	Base Number	Contract	AT	Region	England
% of FP17s for the same patient ID Re-attending within 3 months - Children	2	81	2.5%	11.4%	12.1%	11.5%
% of FP17s for the same patient ID Re-attending within 3 months - Adults	8	92	8.7%	14.9%	15.6%	15.4%
% of FP17s for the same patient ID Re-attending between 3 & 9 months - Children	44	81	54.3%	60.1%	61.2%	59.7%
% of FP17s for the same patient ID Re-attending between 3 & 9 months - Adults	56	92	60.9%	52.8%	54.3%	51.7%
% of FP17s for Band 1 Urgent Courses	0	131	0.0%	10.0%	9.1%	9.2%
% of FP17s Relating to Free Repair or Replacements	0	131	0.0%	0.9%	0.9%	0.7%
% of FP17s Relating to Continuations	0	131	0.0%	0.9%	1.0%	0.8%
% of Patients satisfied with the dentistry they have received	1	1	N/A	94.2%	94.4%	93.5%
% of Patients satisfied with the time they had to wait for an appointment	1	1	N/A	85.2%	88.1%	87.4%

* This is based on patients treated on this contract for their most recent course of treatment. Figures in italics indicate the base number of FP17s or Patient Questionnaire responses are less than 100. N/A is shown where the base number of responses is less than 10 during the period. % is calculated as Quantity/Base number*100

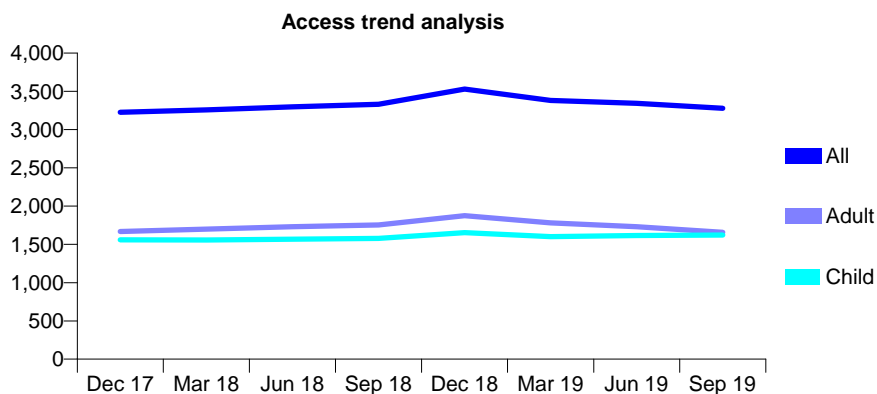
Q47 - Vital Signs At a Glance Contract Report for 842540/0006 - September 2019

Name or company name	MISS JS PRASAD
Contract type name	GDS Contract
Purpose of contract	General
Contract start date	01/04/2014
Contract end date	

19/20 Contracted general activity (UDA)	11,007
Carry forward general activity (UDA)	-33
19/20 Contracted orthodontic activity (UOA)	0
Carry forward orthodontic activity (UOA)	0
Baseline contract value	£285,130.69

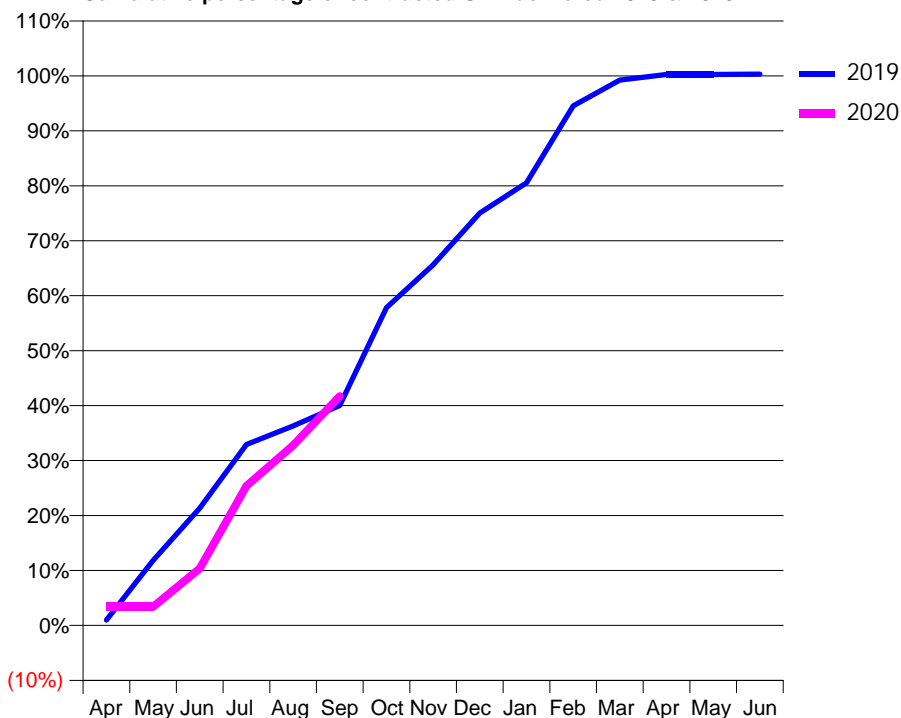
ACCESS*

Patients seen in 24 months	Total	Change since previous quarter
Quarter ending September 2018	3,332	
Quarter ending December 2018	3,528	↑
Quarter ending March 2019	3,380	↓
Quarter ending June 2019	3,344	↓
Quarter ending September 2019	3,279	↓
Variance since September 2018	(1.6%)	↓



ACTIVITY

Cumulative percentage of contracted UDA delivered 2019 & 2020



Month	2019	2020
April	109	372
May	1,306	372
June	2,349	1,140
July	3,622	2,797
August	3,994	3,606
September	4,407	4,594
October	6,364	
November	7,223	
December	8,258	
January	8,864	
February	10,405	
March	10,923	
April	11,035	
May	11,035	
June	11,040	

QUALITY

	Quantity	Base Number	Contract	AT	Region	England
% of FP17s for the same patient ID Re-attending within 3 months - Children	137	1,467	9.3%	11.4%	12.1%	11.5%
% of FP17s for the same patient ID Re-attending within 3 months - Adults	157	1,065	14.7%	14.9%	15.6%	15.4%
% of FP17s for the same patient ID Re-attending between 3 & 9 months - Children	981	1,467	66.9%	60.1%	61.2%	59.7%
% of FP17s for the same patient ID Re-attending between 3 & 9 months - Adults	678	1,065	63.7%	52.8%	54.3%	51.7%
% of FP17s for Band 1 Urgent Courses	65	2,439	2.7%	10.0%	9.1%	9.2%
% of FP17s Relating to Free Repair or Replacements	1	2,439	0.0%	0.9%	0.9%	0.7%
% of FP17s Relating to Continuations	0	2,439	0.0%	0.9%	1.0%	0.8%
% of Patients satisfied with the dentistry they have received	0	0	N/A	94.2%	94.4%	93.5%
% of Patients satisfied with the time they had to wait for an appointment	0	0	N/A	85.2%	88.1%	87.4%

* This is based on patients treated on this contract for their most recent course of treatment.

Figures in italics indicate the base number of FP17s or Patient Questionnaire responses are less than 100. N/A is shown where the base number of responses is less than 10 during the period. % is calculated as Quantity/Base number*100

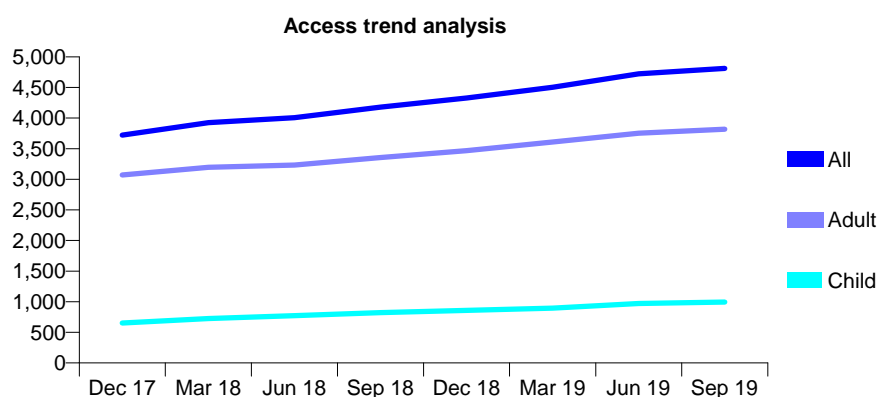
Q47 - Vital Signs At a Glance Contract Report for 865087/0001 - September 2019

Name or company name	Mr Imran Ahmed
Contract type name	GDS Contract
Purpose of contract	General
Contract start date	01/11/2013
Contract end date	

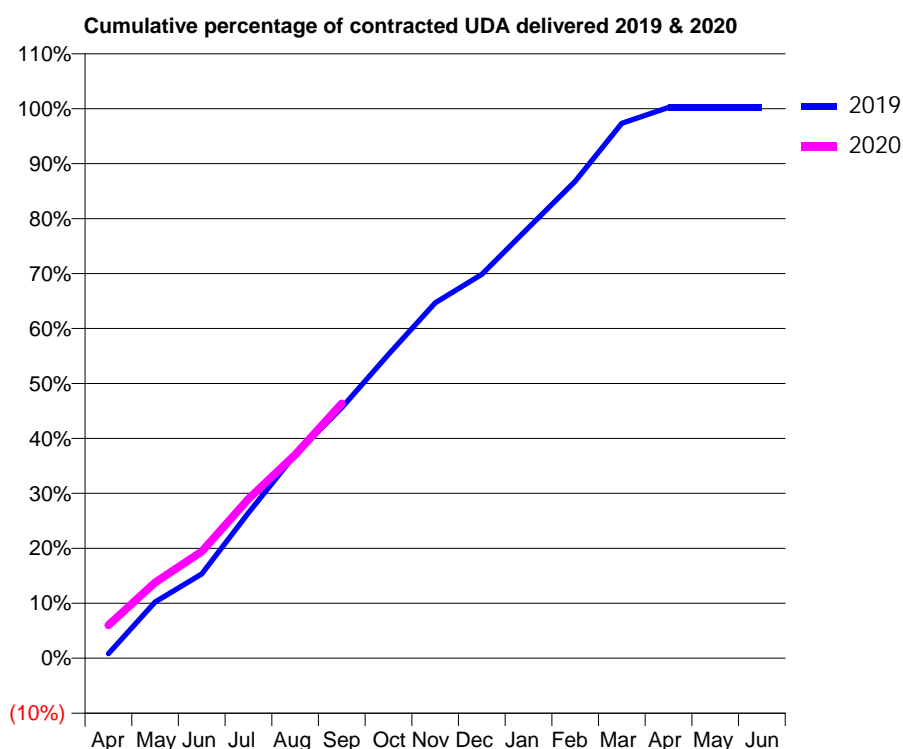
19/20 Contracted general activity (UDA)	15,000
Carry forward general activity (UDA)	0
19/20 Contracted orthodontic activity (UOA)	0
Carry forward orthodontic activity (UOA)	0
Baseline contract value	£425,358.35

ACCESS*

Patients seen in 24 months	Total	Change since previous quarter
Quarter ending September 2018	4,179	
Quarter ending December 2018	4,327	↑
Quarter ending March 2019	4,505	↑
Quarter ending June 2019	4,723	↑
Quarter ending September 2019	4,811	→
Variance since September 2018	15.1%	↑



ACTIVITY



Month	2019	2020
April	125	901
May	1,534	2,069
June	2,302	2,912
July	3,971	4,349
August	5,560	5,553
September	6,838	6,953
October	8,294	
November	9,698	
December	10,479	
January	11,750	
February	13,017	
March	14,601	
April	15,030	
May	15,036	
June	15,036	

QUALITY

	Quantity	Base Number	Contract	AT	Region	England
% of FP17s for the same patient ID Re-attending within 3 months - Children	47	815	5.8%	11.4%	12.1%	11.5%
% of FP17s for the same patient ID Re-attending within 3 months - Adults	367	2,900	12.7%	14.9%	15.6%	15.4%
% of FP17s for the same patient ID Re-attending between 3 & 9 months - Children	547	815	67.1%	60.1%	61.2%	59.7%
% of FP17s for the same patient ID Re-attending between 3 & 9 months - Adults	1,832	2,900	63.2%	52.8%	54.3%	51.7%
% of FP17s for Band 1 Urgent Courses	193	3,531	5.5%	10.0%	9.1%	9.2%
% of FP17s Relating to Free Repair or Replacements	41	3,531	1.2%	0.9%	0.9%	0.7%
% of FP17s Relating to Continuations	13	3,531	0.4%	0.9%	1.0%	0.8%
% of Patients satisfied with the dentistry they have received	1	1	N/A	94.2%	94.4%	93.5%
% of Patients satisfied with the time they had to wait for an appointment	1	1	N/A	85.2%	88.1%	87.4%

* This is based on patients treated on this contract for their most recent course of treatment.

Figures in italics indicate the base number of FP17s or Patient Questionnaire responses are less than 100. N/A is shown where the base number of responses is less than 10 during the period. % is calculated as Quantity/Base number*100

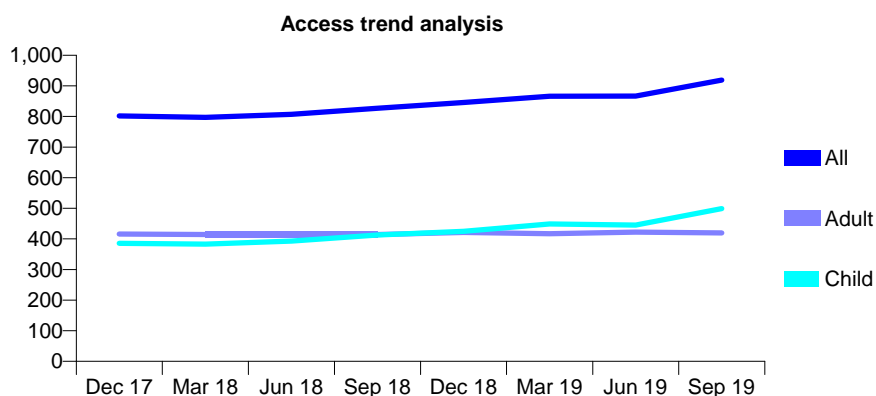
Q47 - Vital Signs At a Glance Contract Report for 908851/0002 - September 2019

Name or company name	Mrs Sima Kothiwala
Contract type name	GDS Contract
Purpose of contract	General
Contract start date	02/06/2009
Contract end date	

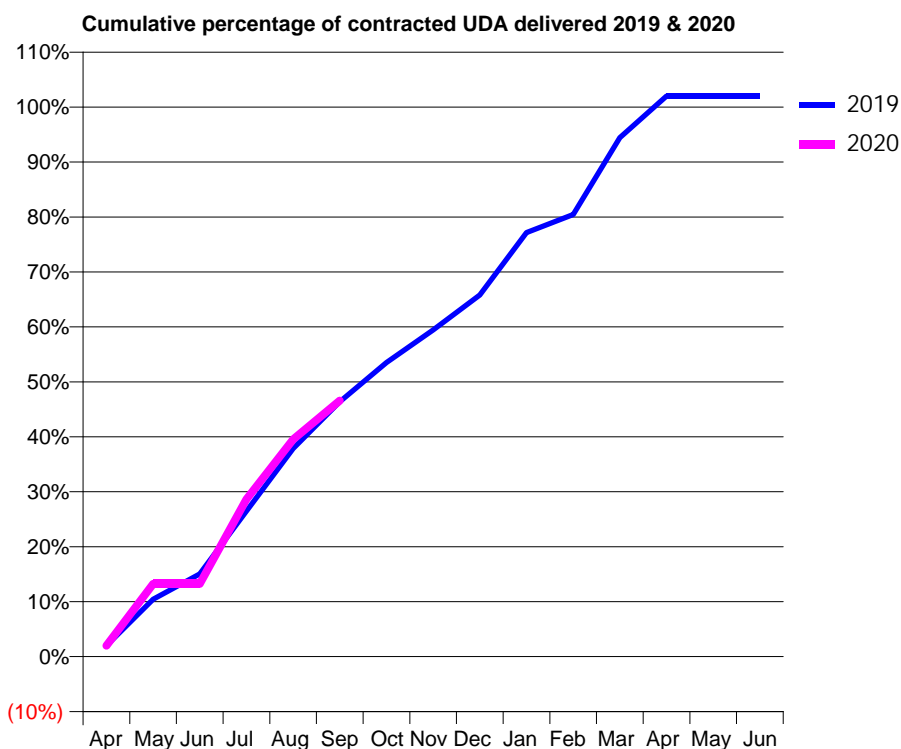
19/20 Contracted general activity (UDA)	3,550
Carry forward general activity (UDA)	-71
19/20 Contracted orthodontic activity (UOA)	0
Carry forward orthodontic activity (UOA)	0
Baseline contract value	£105,588.95

ACCESS*

Patients seen in 24 months	Total	Change since previous quarter
Quarter ending September 2018	827	
Quarter ending December 2018	846	↑
Quarter ending March 2019	866	↑
Quarter ending June 2019	867	→
Quarter ending September 2019	919	↑
Variance since September 2018	11.1%	↑



ACTIVITY



Month	Adjusted Scheduled Activity (UDA)	
	2019	2020
April	71	71
May	371	470
June	533	470
July	941	1,017
August	1,344	1,404
September	1,647	1,654
October	1,900	
November	2,110	
December	2,336	
January	2,739	
February	2,856	
March	3,353	
April	3,621	
May	3,621	
June	3,621	

QUALITY

	Quantity	Base Number	Contract	AT	Region	England
% of FP17s for the same patient ID Re-attending within 3 months - Children	43	419	10.3%	11.4%	12.1%	11.5%
% of FP17s for the same patient ID Re-attending within 3 months - Adults	64	265	24.2%	14.9%	15.6%	15.4%
% of FP17s for the same patient ID Re-attending between 3 & 9 months - Children	195	419	46.5%	60.1%	61.2%	59.7%
% of FP17s for the same patient ID Re-attending between 3 & 9 months - Adults	113	265	42.6%	52.8%	54.3%	51.7%
% of FP17s for Band 1 Urgent Courses	33	599	5.5%	10.0%	9.1%	9.2%
% of FP17s Relating to Free Repair or Replacements	0	599	0.0%	0.9%	0.9%	0.7%
% of FP17s Relating to Continuations	13	599	2.2%	0.9%	1.0%	0.8%
% of Patients satisfied with the dentistry they have received	0	0	N/A	94.2%	94.4%	93.5%
% of Patients satisfied with the time they had to wait for an appointment	0	0	N/A	85.2%	88.1%	87.4%

* This is based on patients treated on this contract for their most recent course of treatment. Figures in italics indicate the base number of FP17s or Patient Questionnaire responses are less than 100. N/A is shown where the base number of responses is less than 10 during the period. % is calculated as Quantity/Base number*100

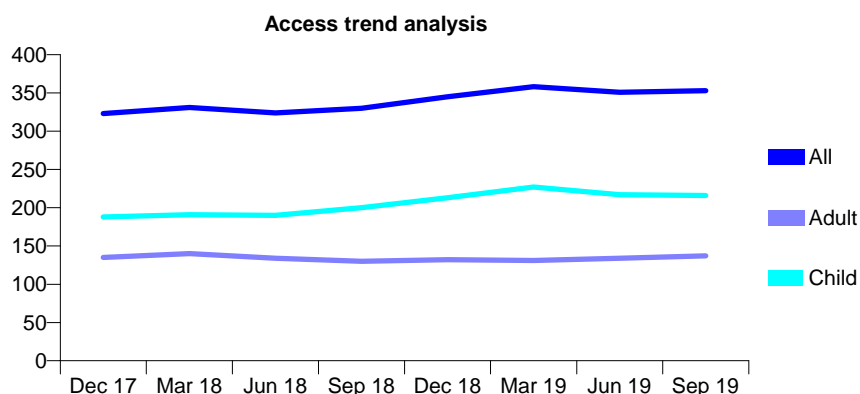
Q47 - Vital Signs At a Glance Contract Report for 911461/0001 - September 2019

Name or company name	MISS GM LAWSON
Contract type name	GDS Contract
Purpose of contract	General
Contract start date	01/04/2006
Contract end date	

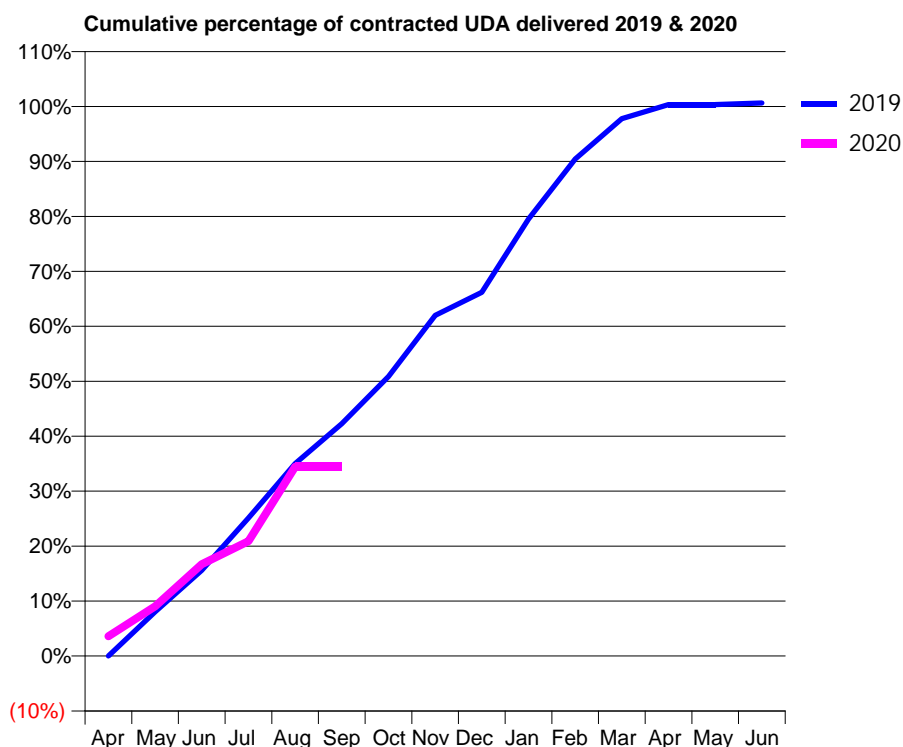
19/20 Contracted general activity (UDA)	1,000
Carry forward general activity (UDA)	-6
19/20 Contracted orthodontic activity (UOA)	0
Carry forward orthodontic activity (UOA)	0
Baseline contract value	£22,838.40

ACCESS*

Patients seen in 24 months	Total	Change since previous quarter
Quarter ending September 2018	330	
Quarter ending December 2018	345	↑
Quarter ending March 2019	358	↑
Quarter ending June 2019	351	↓
Quarter ending September 2019	353	→
Variance since September 2018	7.0%	↑



ACTIVITY



Month	Adjusted Scheduled Activity (UDA)	
	2019	2020
April	0	36
May	81	90
June	156	167
July	251	209
August	350	344
September	423	344
October	509	
November	620	
December	662	
January	795	
February	904	
March	978	
April	1,003	
May	1,003	
June	1,006	

QUALITY

	Quantity	Base Number	Contract	AT	Region	England
% of FP17s for the same patient ID Re-attending within 3 months - Children	25	175	14.3%	11.4%	12.1%	11.5%
% of FP17s for the same patient ID Re-attending within 3 months - Adults	5	70	7.1%	14.9%	15.6%	15.4%
% of FP17s for the same patient ID Re-attending between 3 & 9 months - Children	131	175	74.9%	60.1%	61.2%	59.7%
% of FP17s for the same patient ID Re-attending between 3 & 9 months - Adults	47	70	67.1%	52.8%	54.3%	51.7%
% of FP17s for Band 1 Urgent Courses	7	227	3.1%	10.0%	9.1%	9.2%
% of FP17s Relating to Free Repair or Replacements	0	227	0.0%	0.9%	0.9%	0.7%
% of FP17s Relating to Continuations	3	227	1.3%	0.9%	1.0%	0.8%
% of Patients satisfied with the dentistry they have received	0	0	N/A	94.2%	94.4%	93.5%
% of Patients satisfied with the time they had to wait for an appointment	0	0	N/A	85.2%	88.1%	87.4%

* This is based on patients treated on this contract for their most recent course of treatment. Figures in italics indicate the base number of FP17s or Patient Questionnaire responses are less than 100. N/A is shown where the base number of responses is less than 10 during the period. % is calculated as Quantity/Base number*100

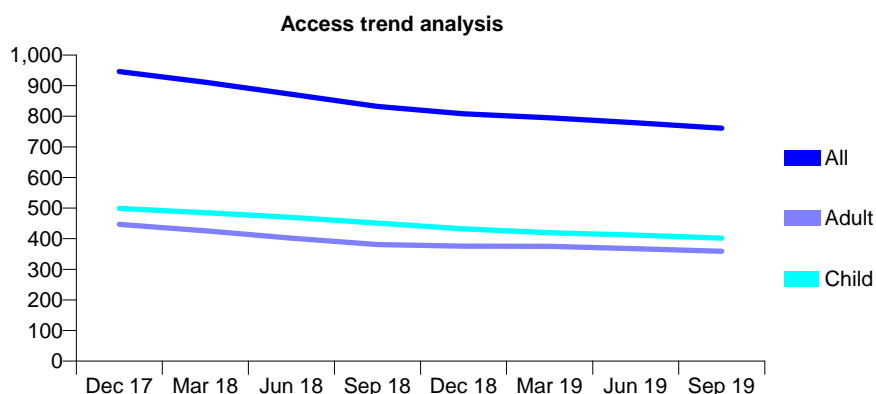
Q47 - Vital Signs At a Glance Contract Report for 913529/0002 - September 2019

Name or company name	Peter Thompson and Pui-Ling Tsoi
Contract type name	GDS Contract
Purpose of contract	General
Contract start date	01/12/2011
Contract end date	

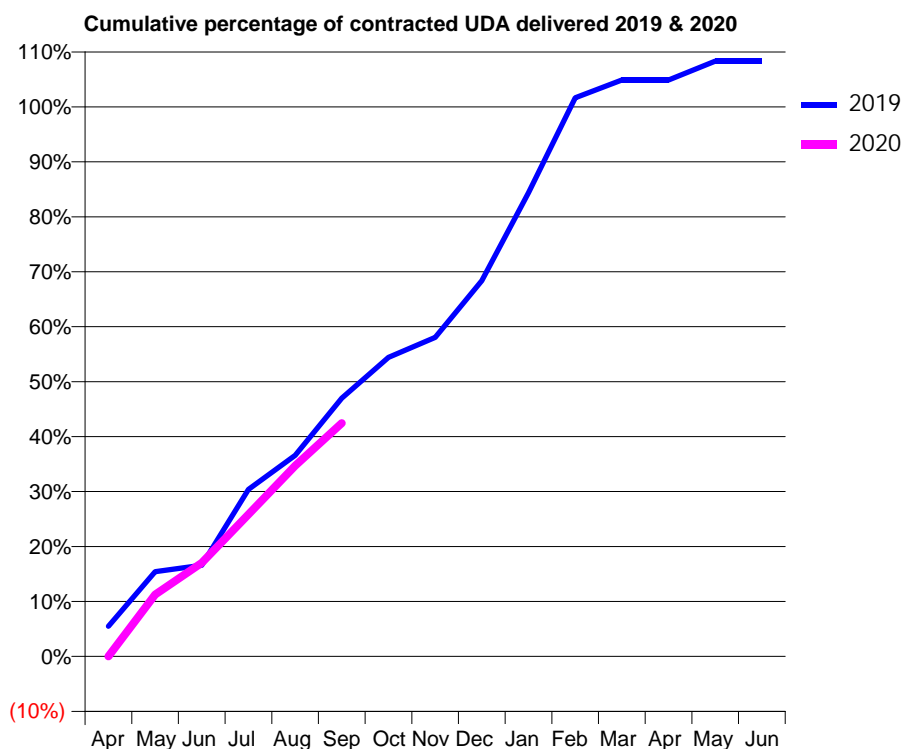
19/20 Contracted general activity (UDA)	2,500
Carry forward general activity (UDA)	0
19/20 Contracted orthodontic activity (UOA)	0
Carry forward orthodontic activity (UOA)	0
Baseline contract value	£74,359.79

ACCESS*

Patients seen in 24 months	Total	Change since previous quarter
Quarter ending September 2018	832	
Quarter ending December 2018	808	↓
Quarter ending March 2019	795	↓
Quarter ending June 2019	779	↓
Quarter ending September 2019	761	↓
Variance since September 2018	(8.5%)	↓



ACTIVITY



Month	Adjusted Scheduled Activity (UDA)	
	2019	2020
April	137	0
May	386	281
June	415	425
July	760	646
August	914	868
September	1,175	1,061
October	1,360	
November	1,451	
December	1,709	
January	2,110	
February	2,541	
March	2,623	
April	2,623	
May	2,708	
June	2,708	

QUALITY

	Quantity	Base Number	Contract	AT	Region	England
% of FP17s for the same patient ID Re-attending within 3 months - Children	22	335	6.6%	11.4%	12.1%	11.5%
% of FP17s for the same patient ID Re-attending within 3 months - Adults	29	240	12.1%	14.9%	15.6%	15.4%
% of FP17s for the same patient ID Re-attending between 3 & 9 months - Children	238	335	71.0%	60.1%	61.2%	59.7%
% of FP17s for the same patient ID Re-attending between 3 & 9 months - Adults	170	240	70.8%	52.8%	54.3%	51.7%
% of FP17s for Band 1 Urgent Courses	26	550	4.7%	10.0%	9.1%	9.2%
% of FP17s Relating to Free Repair or Replacements	3	550	0.5%	0.9%	0.9%	0.7%
% of FP17s Relating to Continuations	1	550	0.2%	0.9%	1.0%	0.8%
% of Patients satisfied with the dentistry they have received	0	0	N/A	94.2%	94.4%	93.5%
% of Patients satisfied with the time they had to wait for an appointment	0	0	N/A	85.2%	88.1%	87.4%

* This is based on patients treated on this contract for their most recent course of treatment. Figures in italics indicate the base number of FP17s or Patient Questionnaire responses are less than 100. N/A is shown where the base number of responses is less than 10 during the period. % is calculated as Quantity/Base number*100

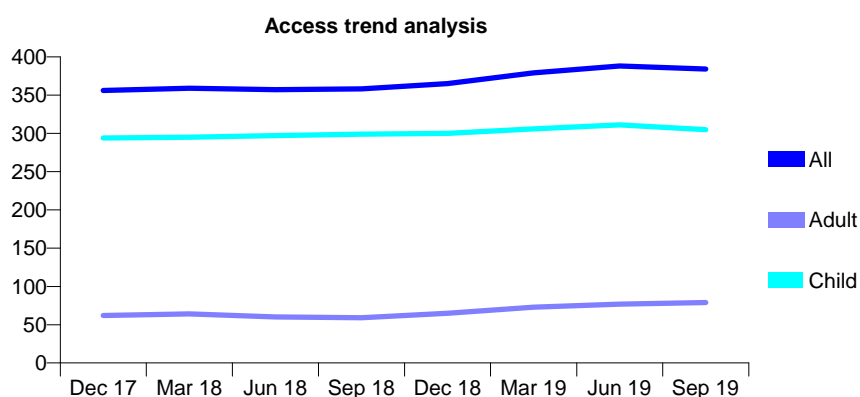
Q47 - Vital Signs At a Glance Contract Report for 913774/0001 - September 2019

Name or company name	MISS DE BROOKS
Contract type name	GDS Contract
Purpose of contract	General
Contract start date	01/04/2006
Contract end date	

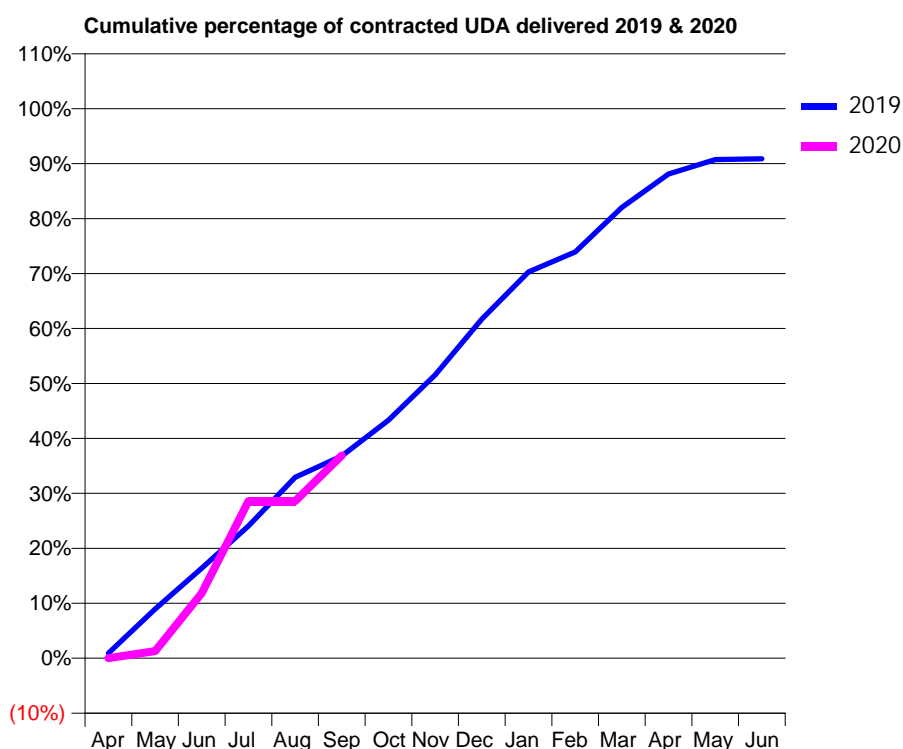
19/20 Contracted general activity (UDA)	770
Carry forward general activity (UDA)	0
19/20 Contracted orthodontic activity (UOA)	0
Carry forward orthodontic activity (UOA)	0
Baseline contract value	£18,502.12

ACCESS*

Patients seen in 24 months	Total	Change since previous quarter
Quarter ending September 2018	358	
Quarter ending December 2018	365	→
Quarter ending March 2019	379	↑
Quarter ending June 2019	388	↑
Quarter ending September 2019	384	↓
Variance since September 2018	7.3%	↑



ACTIVITY



Month	2019	2020
April	7	0
May	69	10
June	126	91
July	185	220
August	253	220
September	283	284
October	334	
November	397	
December	475	
January	541	
February	569	
March	631	
April	678	
May	699	
June	700	

QUALITY

	Quantity	Base Number	Contract	AT	Region	England
% of FP17s for the same patient ID Re-attending within 3 months - Children	9	231	3.9%	11.4%	12.1%	11.5%
% of FP17s for the same patient ID Re-attending within 3 months - Adults	2	20	10.0%	14.9%	15.6%	15.4%
% of FP17s for the same patient ID Re-attending between 3 & 9 months - Children	161	231	69.7%	60.1%	61.2%	59.7%
% of FP17s for the same patient ID Re-attending between 3 & 9 months - Adults	10	20	50.0%	52.8%	54.3%	51.7%
% of FP17s for Band 1 Urgent Courses	1	204	0.5%	10.0%	9.1%	9.2%
% of FP17s Relating to Free Repair or Replacements	0	204	0.0%	0.9%	0.9%	0.7%
% of FP17s Relating to Continuations	0	204	0.0%	0.9%	1.0%	0.8%
% of Patients satisfied with the dentistry they have received	0	0	N/A	94.2%	94.4%	93.5%
% of Patients satisfied with the time they had to wait for an appointment	0	0	N/A	85.2%	88.1%	87.4%

* This is based on patients treated on this contract for their most recent course of treatment.

Figures in italics indicate the base number of FP17s or Patient Questionnaire responses are less than 100. N/A is shown where the base number of responses is less than 10 during the period. % is calculated as Quantity/Base number*100

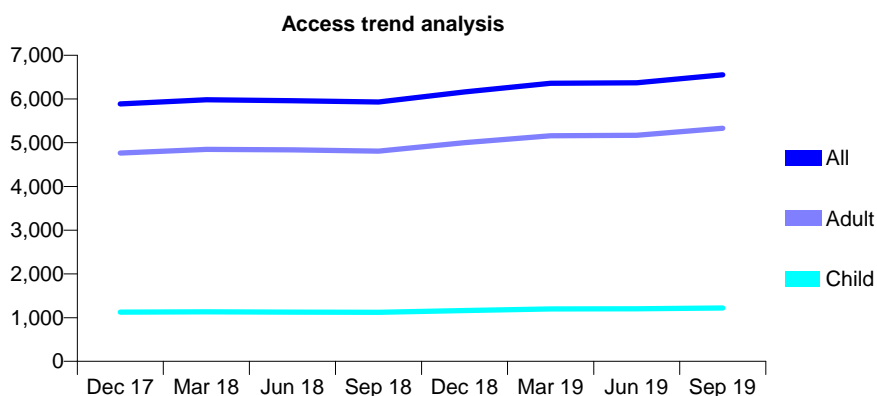
Q47 - Vital Signs At a Glance Contract Report for 916455/0001 - September 2019

Name or company name	Schonberg and Staneviciene
Contract type name	GDS Contract
Purpose of contract	General
Contract start date	01/04/2006
Contract end date	

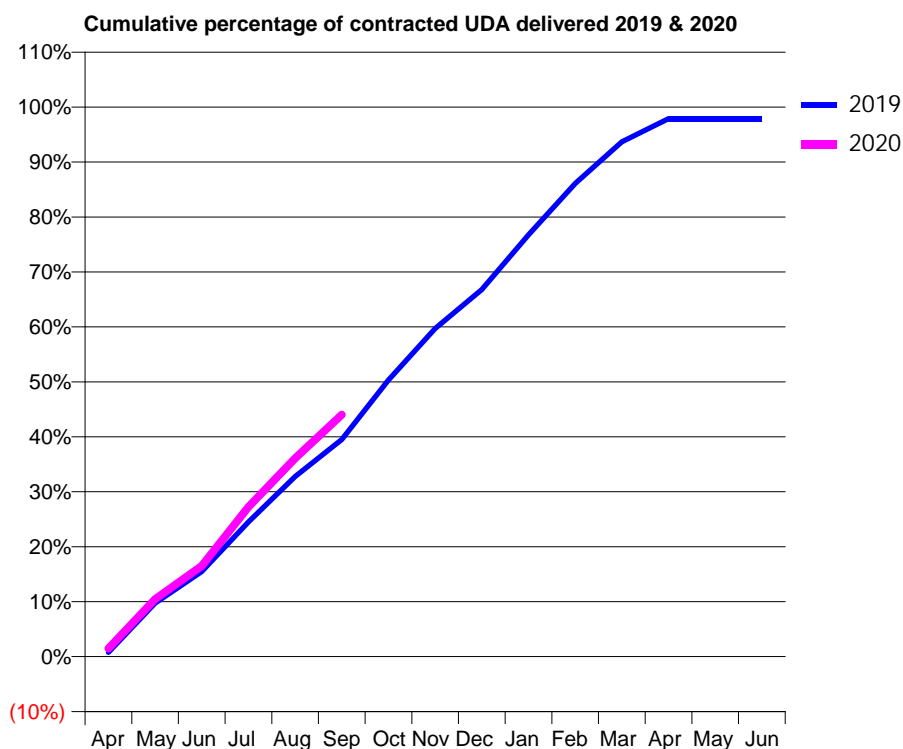
19/20 Contracted general activity (UDA)	18,751
Carry forward general activity (UDA)	396
19/20 Contracted orthodontic activity (UOA)	0
Carry forward orthodontic activity (UOA)	0
Baseline contract value	£593,813.28

ACCESS*

Patients seen in 24 months	Total	Change since previous quarter
Quarter ending September 2018	5,932	
Quarter ending December 2018	6,162	↑
Quarter ending March 2019	6,357	↑
Quarter ending June 2019	6,369	→
Quarter ending September 2019	6,554	↑
Variance since September 2018	10.5%	↑



ACTIVITY



Month	Adjusted Scheduled Activity (UDA)	
	2019	2020
April	143	274
May	1,825	1,962
June	2,900	3,091
July	4,596	5,108
August	6,144	6,770
September	7,405	8,253
October	9,438	
November	11,195	
December	12,524	
January	14,392	
February	16,142	
March	17,564	
April	18,353	
May	18,355	
June	18,355	

QUALITY

	Quantity	Base Number	Contract	AT	Region	England
% of FP17s for the same patient ID Re-attending within 3 months - Children	80	1,025	7.8%	11.4%	12.1%	11.5%
% of FP17s for the same patient ID Re-attending within 3 months - Adults	771	4,345	17.7%	14.9%	15.6%	15.4%
% of FP17s for the same patient ID Re-attending between 3 & 9 months - Children	527	1,025	51.4%	60.1%	61.2%	59.7%
% of FP17s for the same patient ID Re-attending between 3 & 9 months - Adults	2,009	4,345	46.2%	52.8%	54.3%	51.7%
% of FP17s for Band 1 Urgent Courses	605	4,936	12.3%	10.0%	9.1%	9.2%
% of FP17s Relating to Free Repair or Replacements	181	4,936	3.7%	0.9%	0.9%	0.7%
% of FP17s Relating to Continuations	67	4,936	1.4%	0.9%	1.0%	0.8%
% of Patients satisfied with the dentistry they have received	1	1	N/A	94.2%	94.4%	93.5%
% of Patients satisfied with the time they had to wait for an appointment	0	1	N/A	85.2%	88.1%	87.4%

* This is based on patients treated on this contract for their most recent course of treatment. Figures in italics indicate the base number of FP17s or Patient Questionnaire responses are less than 100. N/A is shown where the base number of responses is less than 10 during the period. % is calculated as Quantity/Base number*100

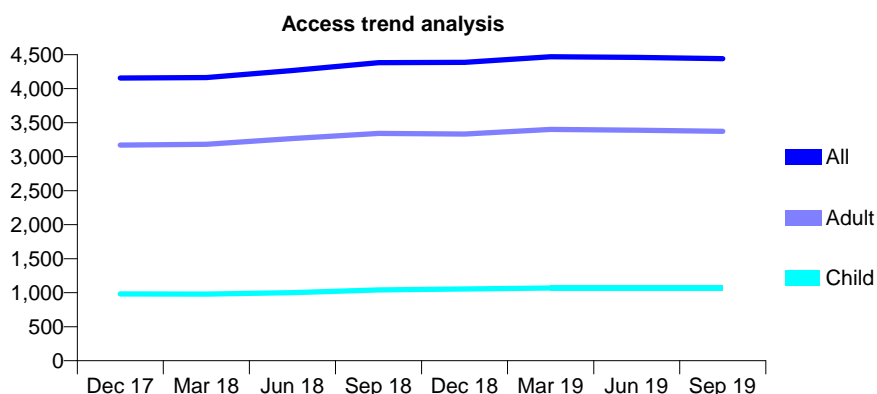
Q47 - Vital Signs At a Glance Contract Report for 917389/0002 - September 2019

Name or company name	MR GN BARLOW
Contract type name	GDS Contract
Purpose of contract	General
Contract start date	01/04/2006
Contract end date	

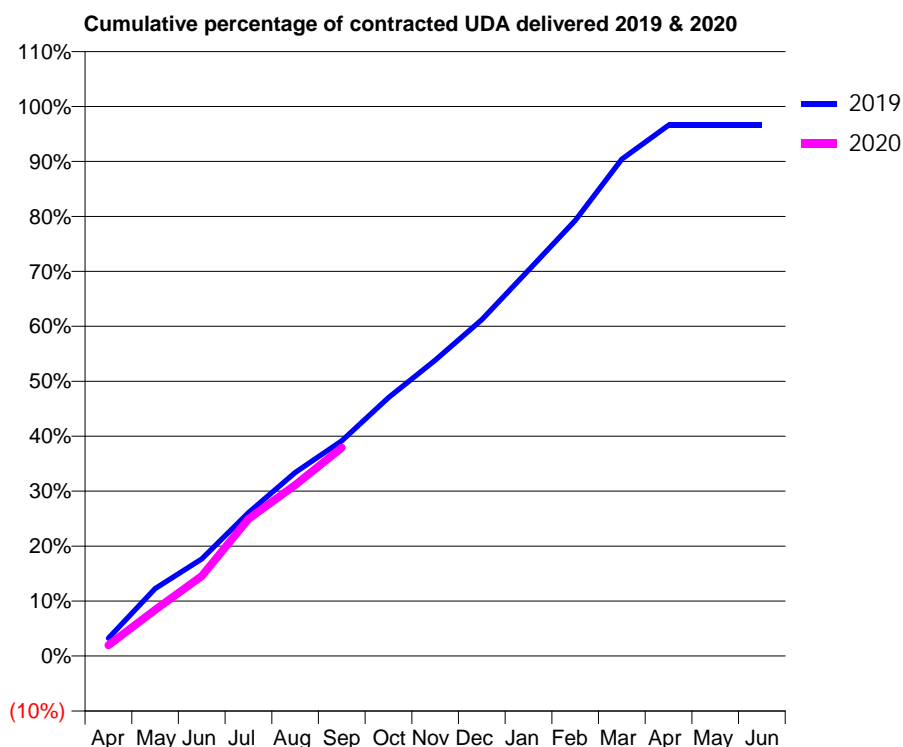
19/20 Contracted general activity (UDA)	13,141
Carry forward general activity (UDA)	0
19/20 Contracted orthodontic activity (UOA)	0
Carry forward orthodontic activity (UOA)	0
Baseline contract value	£378,095.55

ACCESS*

Patients seen in 24 months	Total	Change since previous quarter
Quarter ending September 2018	4,384	
Quarter ending December 2018	4,388	→
Quarter ending March 2019	4,470	→
Quarter ending June 2019	4,459	→
Quarter ending September 2019	4,443	→
Variance since September 2018	1.3%	→



ACTIVITY



Month	Adjusted Scheduled Activity (UDA)	
	2019	2020
April	425	259
May	1,612	1,106
June	2,322	1,911
July	3,426	3,279
August	4,390	4,090
September	5,145	4,984
October	6,177	
November	7,075	
December	8,045	
January	9,222	
February	10,412	
March	11,880	
April	12,691	
May	12,690	
June	12,690	

QUALITY

	Quantity	Base Number	Contract	AT	Region	England
% of FP17s for the same patient ID Re-attending within 3 months - Children	56	687	8.2%	11.4%	12.1%	11.5%
% of FP17s for the same patient ID Re-attending within 3 months - Adults	237	1,905	12.4%	14.9%	15.6%	15.4%
% of FP17s for the same patient ID Re-attending between 3 & 9 months - Children	357	687	52.0%	60.1%	61.2%	59.7%
% of FP17s for the same patient ID Re-attending between 3 & 9 months - Adults	853	1,905	44.8%	52.8%	54.3%	51.7%
% of FP17s for Band 1 Urgent Courses	154	2,336	6.6%	10.0%	9.1%	9.2%
% of FP17s Relating to Free Repair or Replacements	47	2,336	2.0%	0.9%	0.9%	0.7%
% of FP17s Relating to Continuations	13	2,336	0.6%	0.9%	1.0%	0.8%
% of Patients satisfied with the dentistry they have received	1	1	N/A	94.2%	94.4%	93.5%
% of Patients satisfied with the time they had to wait for an appointment	1	1	N/A	85.2%	88.1%	87.4%

* This is based on patients treated on this contract for their most recent course of treatment. Figures in italics indicate the base number of FP17s or Patient Questionnaire responses are less than 100. N/A is shown where the base number of responses is less than 10 during the period. % is calculated as Quantity/Base number*100

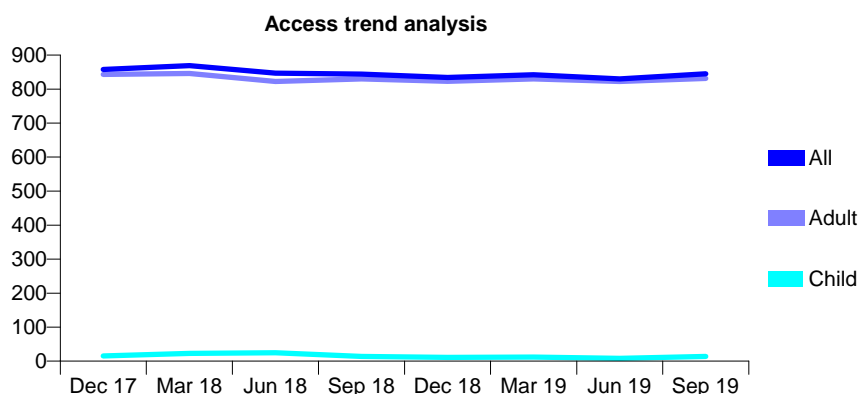
Q47 - Vital Signs At a Glance Contract Report for 917389/0003 - September 2019

Name or company name	MR GN BARLOW
Contract type name	GDS Contract
Purpose of contract	General
Contract start date	01/04/2014
Contract end date	

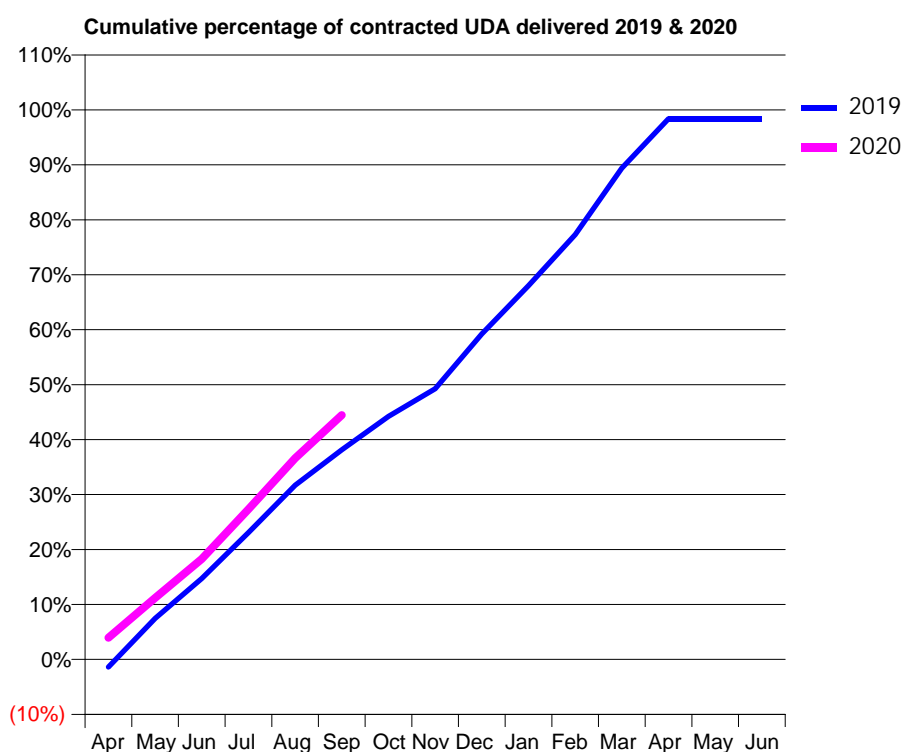
19/20 Contracted general activity (UDA)	3,124
Carry forward general activity (UDA)	0
19/20 Contracted orthodontic activity (UOA)	0
Carry forward orthodontic activity (UOA)	0
Baseline contract value	£305,507.87

ACCESS*

Patients seen in 24 months	Total	Change since previous quarter
Quarter ending September 2018	844	
Quarter ending December 2018	834	↓
Quarter ending March 2019	842	→
Quarter ending June 2019	830	↓
Quarter ending September 2019	845	→
Variance since September 2018	0.1%	→



ACTIVITY



Month	2019	2020
April	-44	123
May	234	350
June	460	571
July	721	854
August	990	1,144
September	1,191	1,389
October	1,381	
November	1,539	
December	1,850	
January	2,125	
February	2,415	
March	2,792	
April	3,073	
May	3,073	
June	3,073	

QUALITY

	Quantity	Base Number	Contract	AT	Region	England
% of FP17s for the same patient ID Re-attending within 3 months - Children	0	12	0.0%	11.4%	12.1%	11.5%
% of FP17s for the same patient ID Re-attending within 3 months - Adults	62	514	12.1%	14.9%	15.6%	15.4%
% of FP17s for the same patient ID Re-attending between 3 & 9 months - Children	0	12	0.0%	60.1%	61.2%	59.7%
% of FP17s for the same patient ID Re-attending between 3 & 9 months - Adults	14	514	2.7%	52.8%	54.3%	51.7%
% of FP17s for Band 1 Urgent Courses	105	464	22.6%	10.0%	9.1%	9.2%
% of FP17s Relating to Free Repair or Replacements	0	464	0.0%	0.9%	0.9%	0.7%
% of FP17s Relating to Continuations	1	464	0.2%	0.9%	1.0%	0.8%
% of Patients satisfied with the dentistry they have received	0	0	N/A	94.2%	94.4%	93.5%
% of Patients satisfied with the time they had to wait for an appointment	0	0	N/A	85.2%	88.1%	87.4%

* This is based on patients treated on this contract for their most recent course of treatment. Figures in italics indicate the base number of FP17s or Patient Questionnaire responses are less than 100. N/A is shown where the base number of responses is less than 10 during the period. % is calculated as Quantity/Base number*100

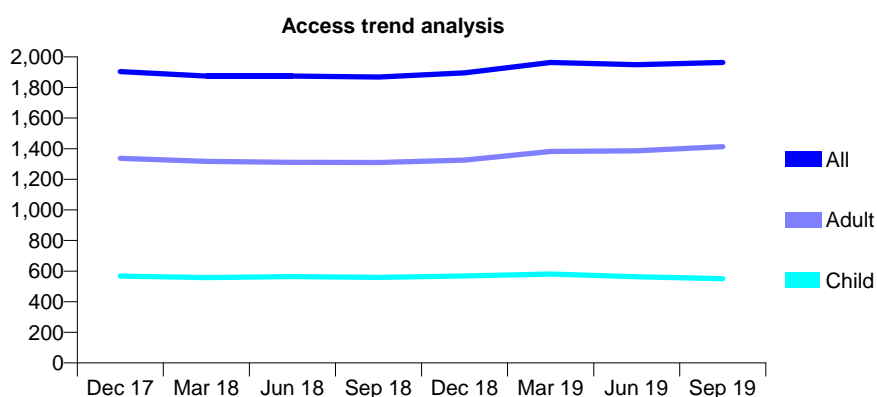
Q47 - Vital Signs At a Glance Contract Report for 917672/0001 - September 2019

Name or company name	MR MJ HOLYOAK
Contract type name	GDS Contract
Purpose of contract	General
Contract start date	01/04/2006
Contract end date	

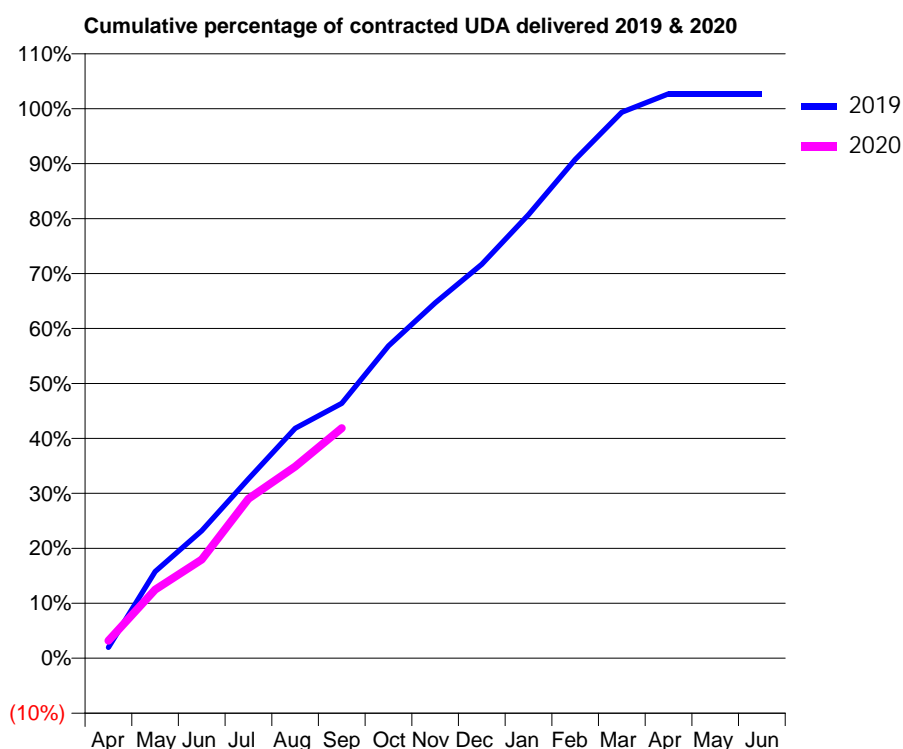
19/20 Contracted general activity (UDA)	5,200
Carry forward general activity (UDA)	0
19/20 Contracted orthodontic activity (UOA)	0
Carry forward orthodontic activity (UOA)	0
Baseline contract value	£111,239.59

ACCESS*

Patients seen in 24 months	Total	Change since previous quarter
Quarter ending September 2018	1,868	
Quarter ending December 2018	1,895	→
Quarter ending March 2019	1,963	↑
Quarter ending June 2019	1,949	→
Quarter ending September 2019	1,963	→
Variance since September 2018	5.1%	↑



ACTIVITY



Month	2019	2020
April	98	166
May	785	649
June	1,154	933
July	1,623	1,510
August	2,081	1,814
September	2,308	2,177
October	2,828	
November	3,216	
December	3,565	
January	4,016	
February	4,516	
March	4,943	
April	5,109	
May	5,110	
June	5,110	

QUALITY

	Quantity	Base Number	Contract	AT	Region	England
% of FP17s for the same patient ID Re-attending within 3 months - Children	30	451	6.7%	11.4%	12.1%	11.5%
% of FP17s for the same patient ID Re-attending within 3 months - Adults	139	1,040	13.4%	14.9%	15.6%	15.4%
% of FP17s for the same patient ID Re-attending between 3 & 9 months - Children	326	451	72.3%	60.1%	61.2%	59.7%
% of FP17s for the same patient ID Re-attending between 3 & 9 months - Adults	674	1,040	64.8%	52.8%	54.3%	51.7%
% of FP17s for Band 1 Urgent Courses	26	1,402	1.9%	10.0%	9.1%	9.2%
% of FP17s Relating to Free Repair or Replacements	0	1,402	0.0%	0.9%	0.9%	0.7%
% of FP17s Relating to Continuations	44	1,402	3.1%	0.9%	1.0%	0.8%
% of Patients satisfied with the dentistry they have received	0	0	N/A	94.2%	94.4%	93.5%
% of Patients satisfied with the time they had to wait for an appointment	0	0	N/A	85.2%	88.1%	87.4%

* This is based on patients treated on this contract for their most recent course of treatment.

Figures in italics indicate the base number of FP17s or Patient Questionnaire responses are less than 100. N/A is shown where the base number of responses is less than 10 during the period. % is calculated as Quantity/Base number*100

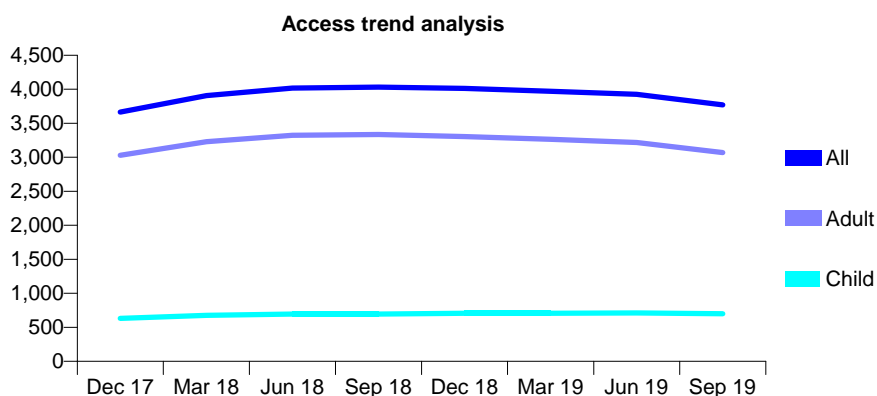
Q47 - Vital Signs At a Glance Contract Report for 920576/0001 - September 2019

Name or company name	MR G BAYTUG
Contract type name	GDS Contract
Purpose of contract	General
Contract start date	01/04/2006
Contract end date	

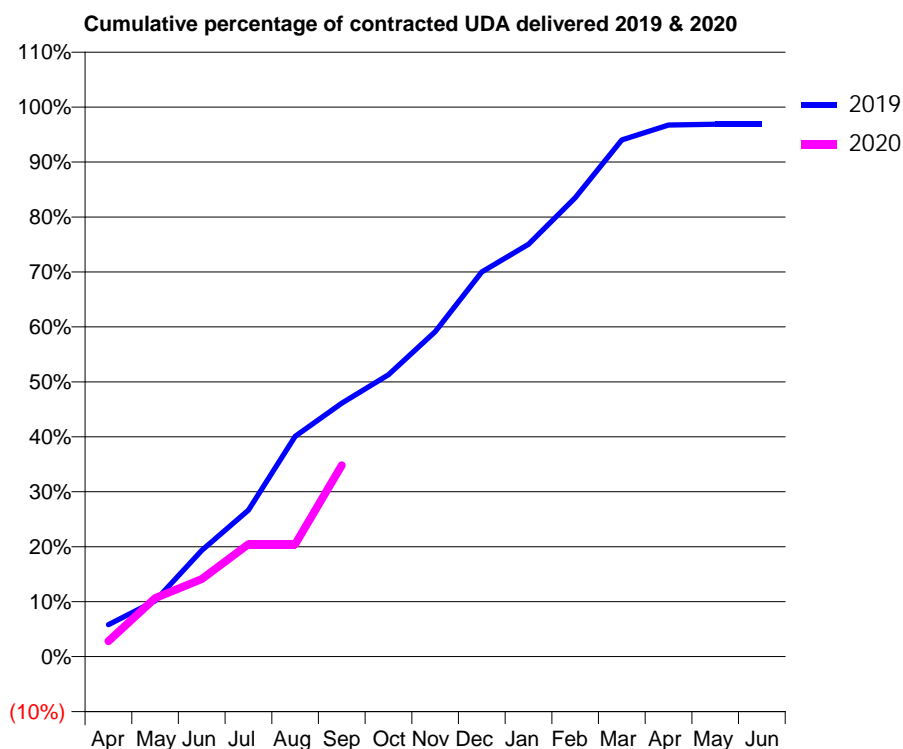
19/20 Contracted general activity (UDA)	15,354
Carry forward general activity (UDA)	0
19/20 Contracted orthodontic activity (UOA)	0
Carry forward orthodontic activity (UOA)	0
Baseline contract value	£709,587.42

ACCESS*

Patients seen in 24 months	Total	Change since previous quarter
Quarter ending September 2018	4,032	
Quarter ending December 2018	4,012	→
Quarter ending March 2019	3,972	→
Quarter ending June 2019	3,927	↓
Quarter ending September 2019	3,770	↓
Variance since September 2018	(6.5%)	↓



ACTIVITY



Month	Adjusted Scheduled Activity (UDA)	
	2019	2020
April	891	433
May	1,561	1,634
June	2,966	2,168
July	4,092	3,142
August	6,156	3,142
September	7,081	5,347
October	7,877	
November	9,078	
December	10,749	
January	11,523	
February	12,822	
March	14,436	
April	14,855	
May	14,875	
June	14,875	

QUALITY

	Quantity	Base Number	Contract	AT	Region	England
% of FP17s for the same patient ID Re-attending within 3 months - Children	34	518	6.6%	11.4%	12.1%	11.5%
% of FP17s for the same patient ID Re-attending within 3 months - Adults	305	2,100	14.5%	14.9%	15.6%	15.4%
% of FP17s for the same patient ID Re-attending between 3 & 9 months - Children	350	518	67.6%	60.1%	61.2%	59.7%
% of FP17s for the same patient ID Re-attending between 3 & 9 months - Adults	1,413	2,100	67.3%	52.8%	54.3%	51.7%
% of FP17s for Band 1 Urgent Courses	133	2,364	5.6%	10.0%	9.1%	9.2%
% of FP17s Relating to Free Repair or Replacements	34	2,364	1.4%	0.9%	0.9%	0.7%
% of FP17s Relating to Continuations	36	2,364	1.5%	0.9%	1.0%	0.8%
% of Patients satisfied with the dentistry they have received	4	5	N/A	94.2%	94.4%	93.5%
% of Patients satisfied with the time they had to wait for an appointment	4	5	N/A	85.2%	88.1%	87.4%

* This is based on patients treated on this contract for their most recent course of treatment. Figures in italics indicate the base number of FP17s or Patient Questionnaire responses are less than 100. N/A is shown where the base number of responses is less than 10 during the period. % is calculated as Quantity/Base number*100

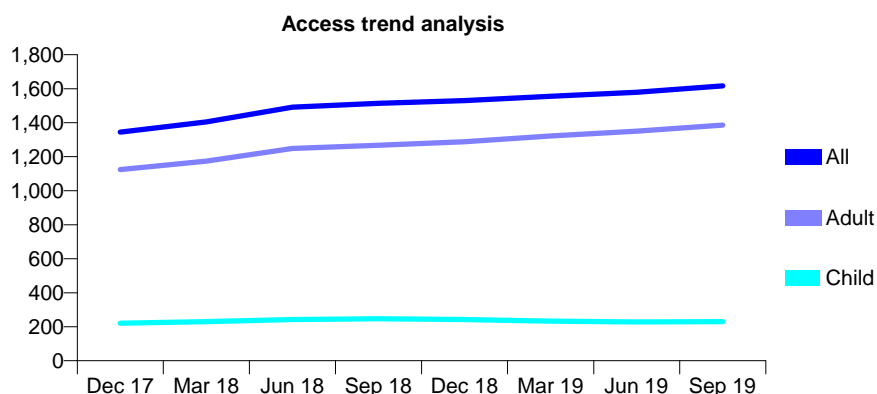
Q47 - Vital Signs At a Glance Contract Report for 928429/0001 - September 2019

Name or company name	Dr S Govind
Contract type name	GDS Contract
Purpose of contract	General
Contract start date	01/04/2006
Contract end date	

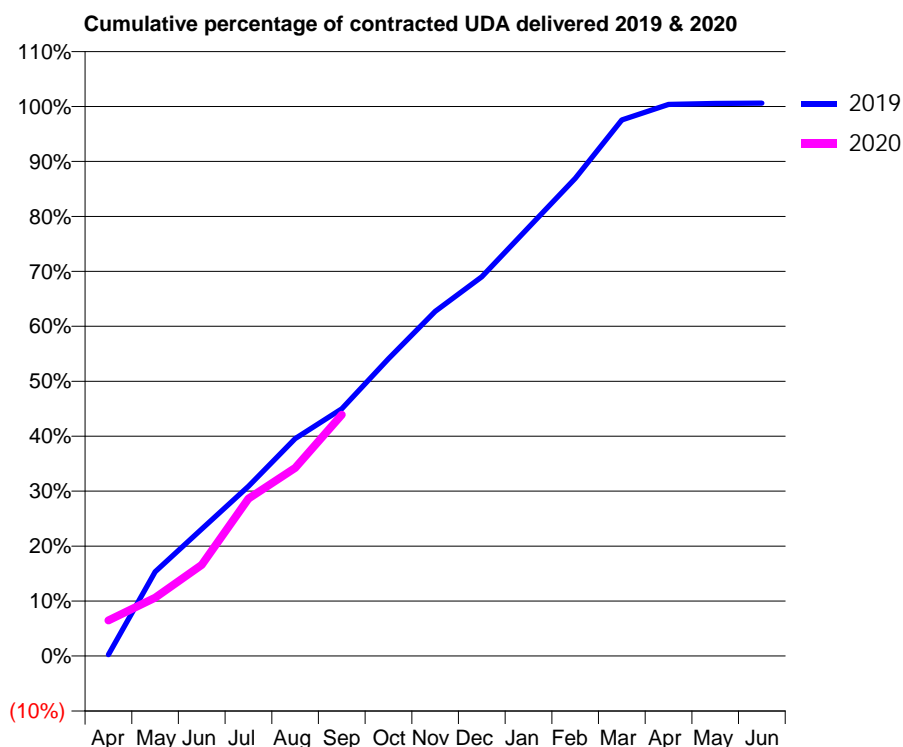
19/20 Contracted general activity (UDA)	6,000
Carry forward general activity (UDA)	-36
19/20 Contracted orthodontic activity (UOA)	0
Carry forward orthodontic activity (UOA)	0
Baseline contract value	£133,492.84

ACCESS*

Patients seen in 24 months	Total	Change since previous quarter
Quarter ending September 2018	1,514	
Quarter ending December 2018	1,530	→
Quarter ending March 2019	1,555	→
Quarter ending June 2019	1,579	→
Quarter ending September 2019	1,616	↑
Variance since September 2018	6.7%	↑



ACTIVITY



Month	Adjusted Scheduled Activity (UDA)	
	2019	2020
April	16	390
May	920	637
June	1,387	995
July	1,853	1,718
August	2,373	2,053
September	2,699	2,634
October	3,246	
November	3,762	
December	4,140	
January	4,679	
February	5,215	
March	5,852	
April	6,021	
May	6,033	
June	6,036	

QUALITY

	Quantity	Base Number	Contract	AT	Region	England
% of FP17s for the same patient ID Re-attending within 3 months - Children	24	191	12.6%	11.4%	12.1%	11.5%
% of FP17s for the same patient ID Re-attending within 3 months - Adults	183	1,017	18.0%	14.9%	15.6%	15.4%
% of FP17s for the same patient ID Re-attending between 3 & 9 months - Children	98	191	51.3%	60.1%	61.2%	59.7%
% of FP17s for the same patient ID Re-attending between 3 & 9 months - Adults	547	1,017	53.8%	52.8%	54.3%	51.7%
% of FP17s for Band 1 Urgent Courses	60	1,155	5.2%	10.0%	9.1%	9.2%
% of FP17s Relating to Free Repair or Replacements	21	1,155	1.8%	0.9%	0.9%	0.7%
% of FP17s Relating to Continuations	21	1,155	1.8%	0.9%	1.0%	0.8%
% of Patients satisfied with the dentistry they have received	1	1	N/A	94.2%	94.4%	93.5%
% of Patients satisfied with the time they had to wait for an appointment	1	1	N/A	85.2%	88.1%	87.4%

* This is based on patients treated on this contract for their most recent course of treatment. Figures in italics indicate the base number of FP17s or Patient Questionnaire responses are less than 100. N/A is shown where the base number of responses is less than 10 during the period. % is calculated as Quantity/Base number*100

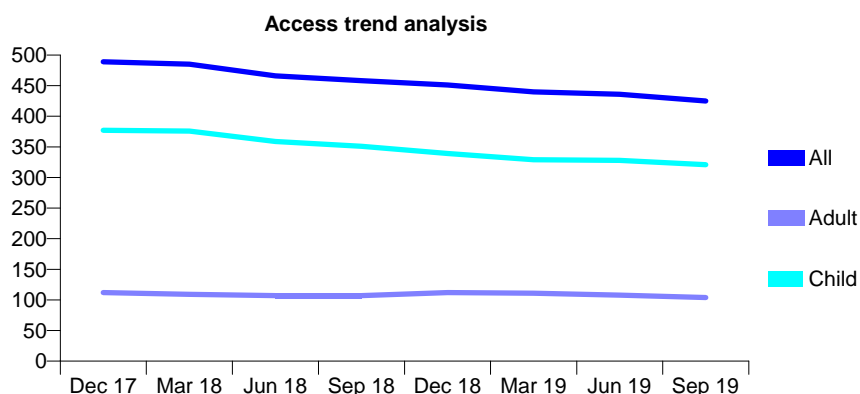
Q47 - Vital Signs At a Glance Contract Report for 931195/0001 - September 2019

Name or company name	MR DJ QUINN
Contract type name	GDS Contract
Purpose of contract	General
Contract start date	05/05/2009
Contract end date	

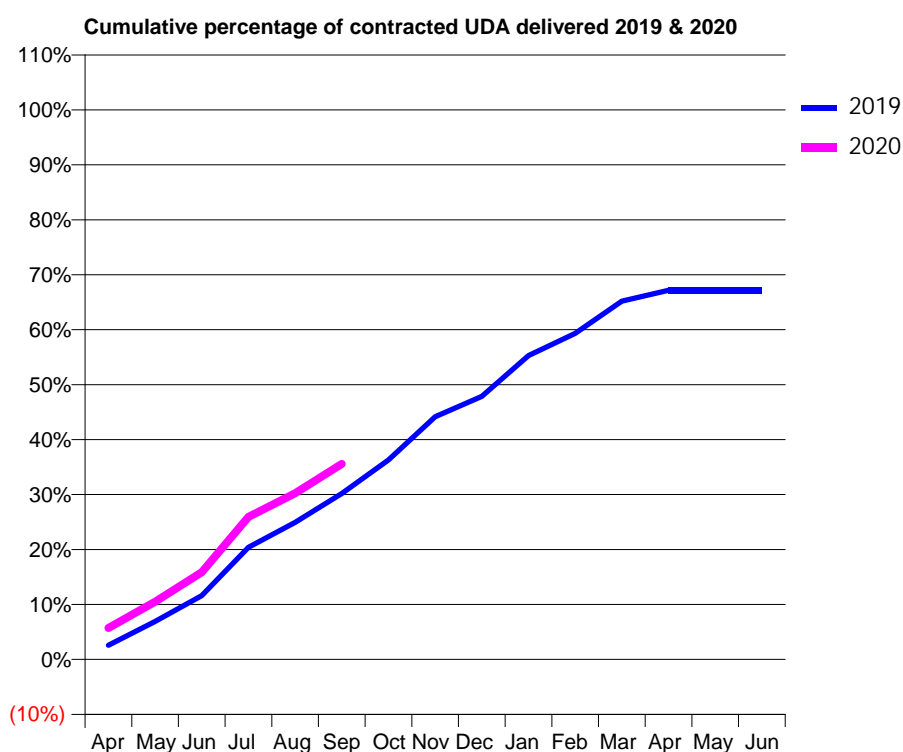
19/20 Contracted general activity (UDA)	1,281
Carry forward general activity (UDA)	0
19/20 Contracted orthodontic activity (UOA)	0
Carry forward orthodontic activity (UOA)	0
Baseline contract value	£35,822.44

ACCESS*

Patients seen in 24 months	Total	Change since previous quarter
Quarter ending September 2018	458	
Quarter ending December 2018	451	↓
Quarter ending March 2019	440	↓
Quarter ending June 2019	436	→
Quarter ending September 2019	425	↓
Variance since September 2018	(7.2%)	↓



ACTIVITY



Month	2019	2020
April	33	73
May	89	135
June	149	203
July	261	332
August	320	387
September	387	456
October	465	
November	566	
December	613	
January	708	
February	760	
March	835	
April	860	
May	860	
June	860	

QUALITY

	Quantity	Base Number	Contract	AT	Region	England
% of FP17s for the same patient ID Re-attending within 3 months - Children	14	265	5.3%	11.4%	12.1%	11.5%
% of FP17s for the same patient ID Re-attending within 3 months - Adults	9	59	15.3%	14.9%	15.6%	15.4%
% of FP17s for the same patient ID Re-attending between 3 & 9 months - Children	193	265	72.8%	60.1%	61.2%	59.7%
% of FP17s for the same patient ID Re-attending between 3 & 9 months - Adults	42	59	71.2%	52.8%	54.3%	51.7%
% of FP17s for Band 1 Urgent Courses	9	309	2.9%	10.0%	9.1%	9.2%
% of FP17s Relating to Free Repair or Replacements	1	309	0.3%	0.9%	0.9%	0.7%
% of FP17s Relating to Continuations	0	309	0.0%	0.9%	1.0%	0.8%
% of Patients satisfied with the dentistry they have received	0	0	N/A	94.2%	94.4%	93.5%
% of Patients satisfied with the time they had to wait for an appointment	0	0	N/A	85.2%	88.1%	87.4%

* This is based on patients treated on this contract for their most recent course of treatment. Figures in italics indicate the base number of FP17s or Patient Questionnaire responses are less than 100. N/A is shown where the base number of responses is less than 10 during the period. % is calculated as Quantity/Base number*100

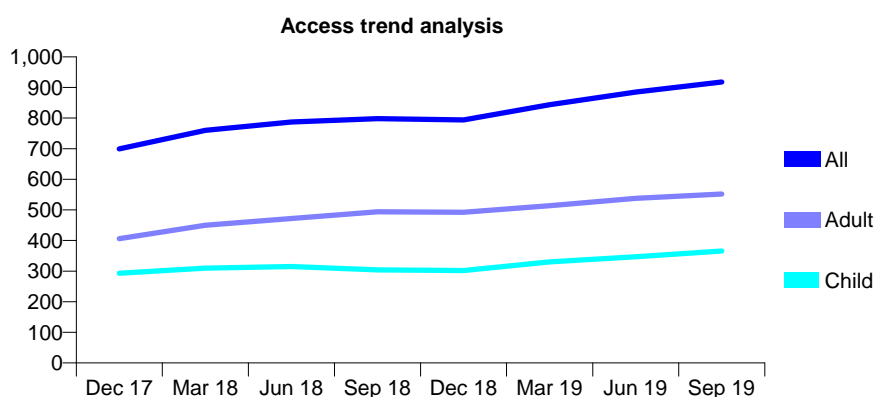
Q47 - Vital Signs At a Glance Contract Report for 934658/0001 - September 2019

Name or company name	Dr M Best
Contract type name	GDS Contract
Purpose of contract	General
Contract start date	01/04/2006
Contract end date	

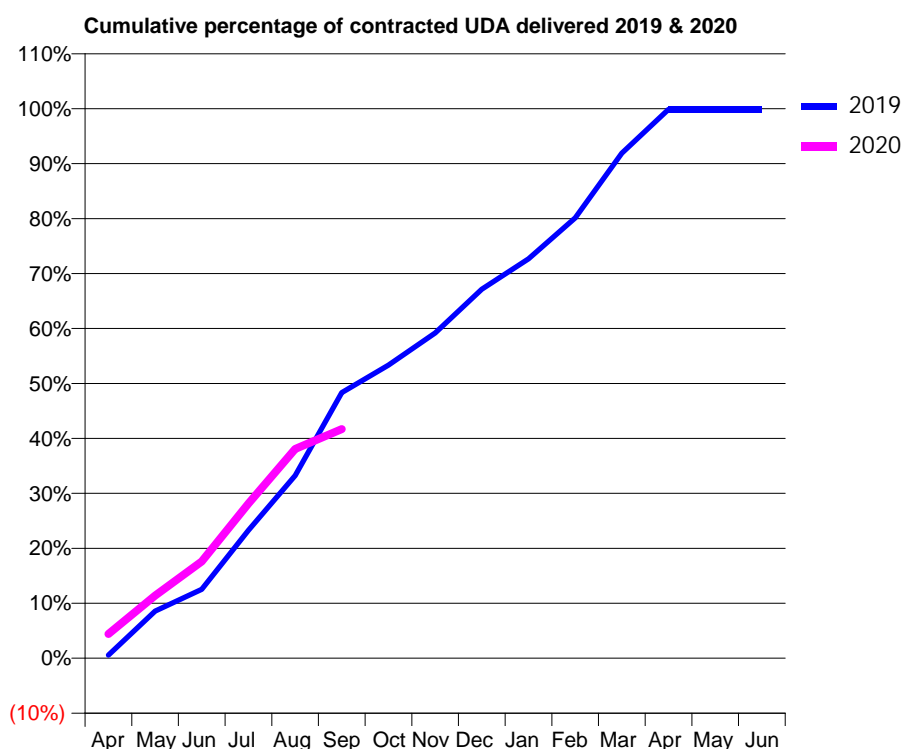
19/20 Contracted general activity (UDA)	2,544
Carry forward general activity (UDA)	0
19/20 Contracted orthodontic activity (UOA)	0
Carry forward orthodontic activity (UOA)	0
Baseline contract value	£70,751.20

ACCESS*

Patients seen in 24 months	Total	Change since previous quarter
Quarter ending September 2018	798	
Quarter ending December 2018	794	→
Quarter ending March 2019	844	↑
Quarter ending June 2019	885	↑
Quarter ending September 2019	918	↑
Variance since September 2018	15.0%	↑



ACTIVITY



Month	2019	2020
April	15	112
May	218	290
June	319	448
July	592	716
August	846	969
September	1,229	1,060
October	1,357	
November	1,506	
December	1,708	
January	1,848	
February	2,039	
March	2,338	
April	2,541	
May	2,541	
June	2,541	

QUALITY

	Quantity	Base Number	Contract	AT	Region	England
% of FP17s for the same patient ID Re-attending within 3 months - Children	14	272	5.1%	11.4%	12.1%	11.5%
% of FP17s for the same patient ID Re-attending within 3 months - Adults	59	327	18.0%	14.9%	15.6%	15.4%
% of FP17s for the same patient ID Re-attending between 3 & 9 months - Children	135	272	49.6%	60.1%	61.2%	59.7%
% of FP17s for the same patient ID Re-attending between 3 & 9 months - Adults	139	327	42.5%	52.8%	54.3%	51.7%
% of FP17s for Band 1 Urgent Courses	32	515	6.2%	10.0%	9.1%	9.2%
% of FP17s Relating to Free Repair or Replacements	1	515	0.2%	0.9%	0.9%	0.7%
% of FP17s Relating to Continuations	13	515	2.5%	0.9%	1.0%	0.8%
% of Patients satisfied with the dentistry they have received	0	0	N/A	94.2%	94.4%	93.5%
% of Patients satisfied with the time they had to wait for an appointment	0	0	N/A	85.2%	88.1%	87.4%

* This is based on patients treated on this contract for their most recent course of treatment.

Figures in italics indicate the base number of FP17s or Patient Questionnaire responses are less than 100. N/A is shown where the base number of responses is less than 10 during the period. % is calculated as Quantity/Base number*100

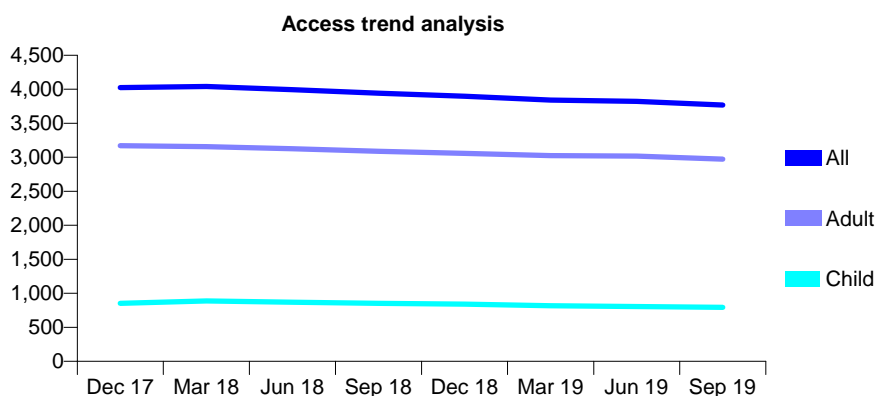
Q47 - Vital Signs At a Glance Contract Report for 942235/0001 - September 2019

Name or company name	MRS CA LEADBETTER
Contract type name	GDS Contract
Purpose of contract	General
Contract start date	01/04/2006
Contract end date	

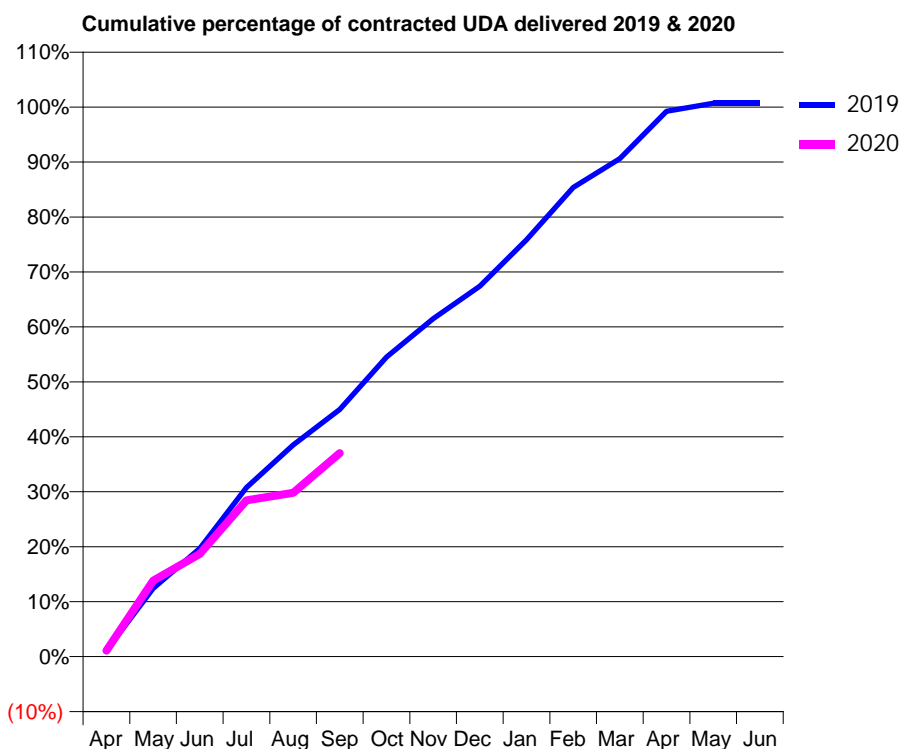
19/20 Contracted general activity (UDA)	10,453
Carry forward general activity (UDA)	-73
19/20 Contracted orthodontic activity (UOA)	0
Carry forward orthodontic activity (UOA)	0
Baseline contract value	£232,313.09

ACCESS*

Patients seen in 24 months	Total	Change since previous quarter
Quarter ending September 2018	3,943	
Quarter ending December 2018	3,898	↓
Quarter ending March 2019	3,843	↓
Quarter ending June 2019	3,822	→
Quarter ending September 2019	3,767	↓
Variance since September 2018	(4.5%)	↓



ACTIVITY



Month	Adjusted Scheduled Activity (UDA)	
	2019	2020
April	119	116
May	1,300	1,446
June	2,056	1,952
July	3,215	2,973
August	4,027	3,117
September	4,703	3,872
October	5,699	
November	6,429	
December	7,045	
January	7,928	
February	8,925	
March	9,474	
April	10,374	
May	10,526	
June	10,526	

QUALITY

	Quantity	Base Number	Contract	AT	Region	England
% of FP17s for the same patient ID Re-attending within 3 months - Children	26	546	4.8%	11.4%	12.1%	11.5%
% of FP17s for the same patient ID Re-attending within 3 months - Adults	338	2,187	15.5%	14.9%	15.6%	15.4%
% of FP17s for the same patient ID Re-attending between 3 & 9 months - Children	287	546	52.6%	60.1%	61.2%	59.7%
% of FP17s for the same patient ID Re-attending between 3 & 9 months - Adults	1,123	2,187	51.3%	52.8%	54.3%	51.7%
% of FP17s for Band 1 Urgent Courses	287	2,088	13.7%	10.0%	9.1%	9.2%
% of FP17s Relating to Free Repair or Replacements	35	2,088	1.7%	0.9%	0.9%	0.7%
% of FP17s Relating to Continuations	16	2,088	0.8%	0.9%	1.0%	0.8%
% of Patients satisfied with the dentistry they have received	4	4	N/A	94.2%	94.4%	93.5%
% of Patients satisfied with the time they had to wait for an appointment	4	4	N/A	85.2%	88.1%	87.4%

* This is based on patients treated on this contract for their most recent course of treatment. Figures in italics indicate the base number of FP17s or Patient Questionnaire responses are less than 100. N/A is shown where the base number of responses is less than 10 during the period. % is calculated as Quantity/Base number*100

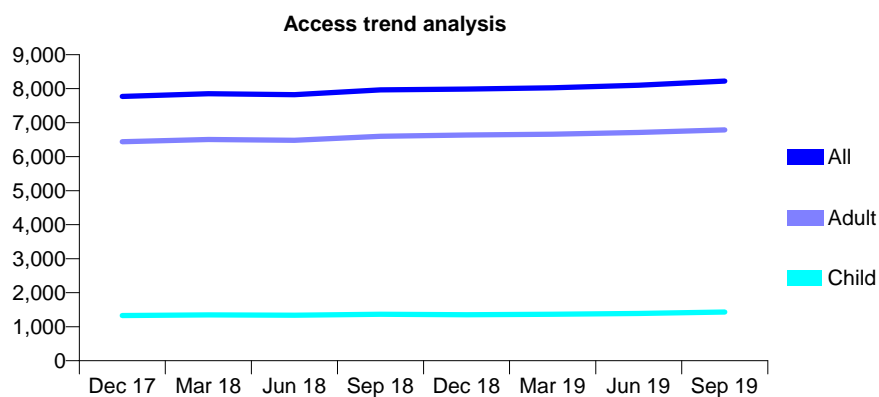
Q47 - Vital Signs At a Glance Contract Report for 997307/0001 - September 2019

Name or company name	Dr H Kadri
Contract type name	GDS Contract
Purpose of contract	General
Contract start date	01/04/2006
Contract end date	

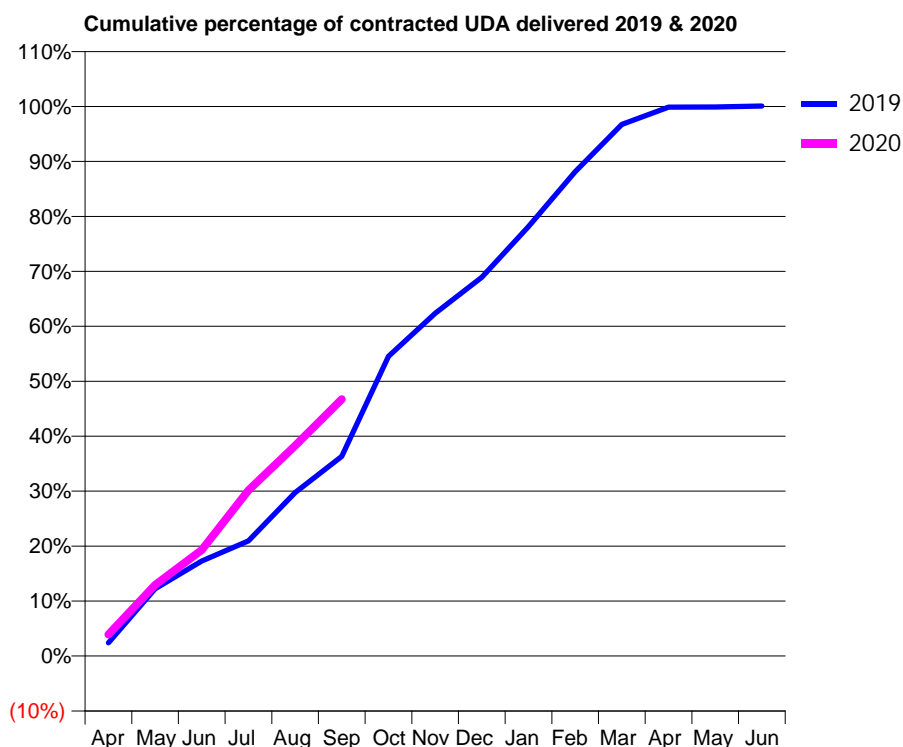
19/20 Contracted general activity (UDA)	21,231
Carry forward general activity (UDA)	-15
19/20 Contracted orthodontic activity (UOA)	0
Carry forward orthodontic activity (UOA)	0
Baseline contract value	£592,135.05

ACCESS*

Patients seen in 24 months	Total	Change since previous quarter
Quarter ending September 2018	7,962	
Quarter ending December 2018	7,990	→
Quarter ending March 2019	8,025	→
Quarter ending June 2019	8,101	→
Quarter ending September 2019	8,224	→
Variance since September 2018	3.3%	↑



ACTIVITY



Month	Adjusted Scheduled Activity (UDA)	
	2019	2020
April	512	832
May	2,602	2,747
June	3,673	4,097
July	4,450	6,401
August	6,312	8,130
September	7,717	9,919
October	11,579	
November	13,244	
December	14,637	
January	16,595	
February	18,711	
March	20,539	
April	21,201	
May	21,208	
June	21,246	

QUALITY

	Quantity	Base Number	Contract	AT	Region	England
% of FP17s for the same patient ID Re-attending within 3 months - Children	74	1,227	6.0%	11.4%	12.1%	11.5%
% of FP17s for the same patient ID Re-attending within 3 months - Adults	758	5,181	14.6%	14.9%	15.6%	15.4%
% of FP17s for the same patient ID Re-attending between 3 & 9 months - Children	850	1,227	69.3%	60.1%	61.2%	59.7%
% of FP17s for the same patient ID Re-attending between 3 & 9 months - Adults	2,869	5,181	55.4%	52.8%	54.3%	51.7%
% of FP17s for Band 1 Urgent Courses	549	5,995	9.2%	10.0%	9.1%	9.2%
% of FP17s Relating to Free Repair or Replacements	64	5,995	1.1%	0.9%	0.9%	0.7%
% of FP17s Relating to Continuations	26	5,995	0.4%	0.9%	1.0%	0.8%
% of Patients satisfied with the dentistry they have received	18	18	100.0%	94.2%	94.4%	93.5%
% of Patients satisfied with the time they had to wait for an appointment	18	18	100.0%	85.2%	88.1%	87.4%

* This is based on patients treated on this contract for their most recent course of treatment. Figures in italics indicate the base number of FP17s or Patient Questionnaire responses are less than 100. N/A is shown where the base number of responses is less than 10 during the period. % is calculated as Quantity/Base number*100

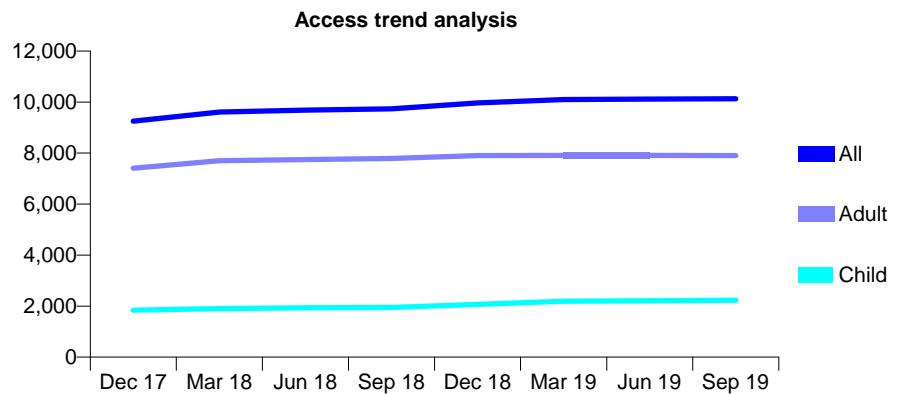
Q47 - Vital Signs At a Glance Contract Report for 999199/0001 - September 2019

Name or company name	Mr J C Hall & Mr A Smith
Contract type name	GDS Contract
Purpose of contract	General
Contract start date	01/04/2006
Contract end date	

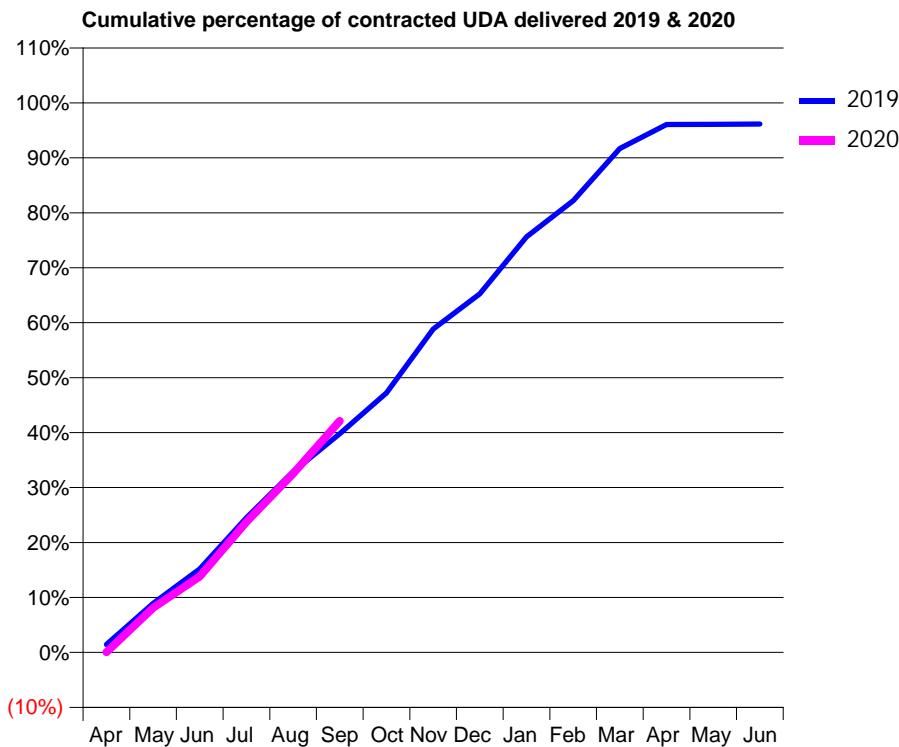
19/20 Contracted general activity (UDA)	25,993
Carry forward general activity (UDA)	1,004
19/20 Contracted orthodontic activity (UOA)	0
Carry forward orthodontic activity (UOA)	0
Baseline contract value	£848,121.21

ACCESS*

Patients seen in 24 months	Total	Change since previous quarter
Quarter ending September 2018	9,735	
Quarter ending December 2018	9,971	↑
Quarter ending March 2019	10,099	→
Quarter ending June 2019	10,120	→
Quarter ending September 2019	10,130	→
Variance since September 2018	4.1%	↑



ACTIVITY



Month	Adjusted Scheduled Activity (UDA)	
	2019	2020
April	373	12
May	2,315	2,108
June	3,954	3,589
July	6,369	6,173
August	8,547	8,462
September	10,340	10,946
October	12,277	
November	15,294	
December	16,959	
January	19,655	
February	21,367	
March	23,833	
April	24,968	
May	24,977	
June	24,989	

QUALITY

	Quantity	Base Number	Contract	AT	Region	England
% of FP17s for the same patient ID Re-attending within 3 months - Children	182	2,060	8.8%	11.4%	12.1%	11.5%
% of FP17s for the same patient ID Re-attending within 3 months - Adults	589	5,630	10.5%	14.9%	15.6%	15.4%
% of FP17s for the same patient ID Re-attending between 3 & 9 months - Children	1,458	2,060	70.8%	60.1%	61.2%	59.7%
% of FP17s for the same patient ID Re-attending between 3 & 9 months - Adults	3,089	5,630	54.9%	52.8%	54.3%	51.7%
% of FP17s for Band 1 Urgent Courses	780	7,191	10.8%	10.0%	9.1%	9.2%
% of FP17s Relating to Free Repair or Replacements	16	7,191	0.2%	0.9%	0.9%	0.7%
% of FP17s Relating to Continuations	12	7,191	0.2%	0.9%	1.0%	0.8%
% of Patients satisfied with the dentistry they have received	3	3	N/A	94.2%	94.4%	93.5%
% of Patients satisfied with the time they had to wait for an appointment	3	3	N/A	85.2%	88.1%	87.4%

* This is based on patients treated on this contract for their most recent course of treatment. Figures in italics indicate the base number of FP17s or Patient Questionnaire responses are less than 100. N/A is shown where the base number of responses is less than 10 during the period. % is calculated as Quantity/Base number*100

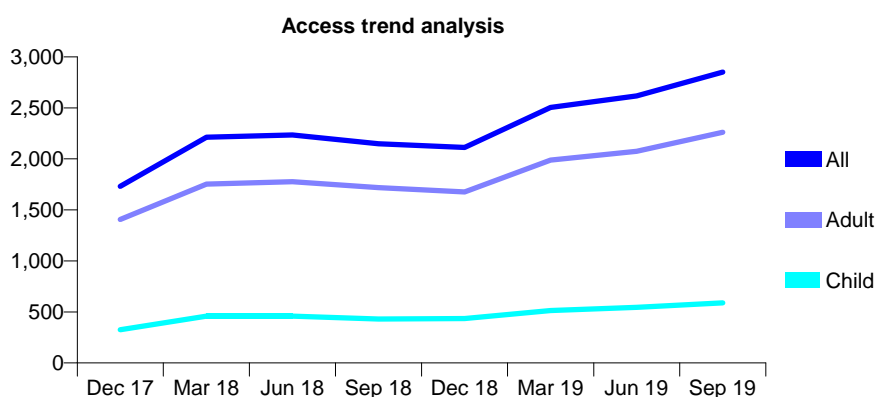
Q47 - Vital Signs At a Glance Contract Report for 999350/0001 - September 2019

Name or company name	Dr F Patel
Contract type name	GDS Contract
Purpose of contract	General
Contract start date	01/04/2006
Contract end date	

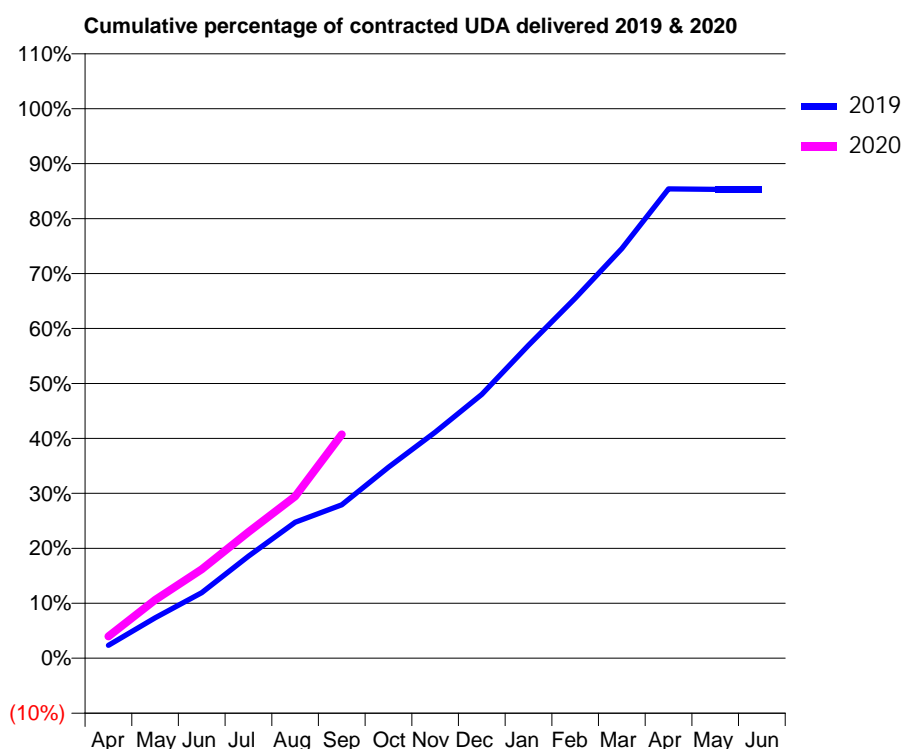
19/20 Contracted general activity (UDA)	8,727
Carry forward general activity (UDA)	0
19/20 Contracted orthodontic activity (UOA)	0
Carry forward orthodontic activity (UOA)	0
Baseline contract value	£173,484.12

ACCESS*

Patients seen in 24 months	Total	Change since previous quarter
Quarter ending September 2018	2,149	
Quarter ending December 2018	2,112	↓
Quarter ending March 2019	2,504	↑
Quarter ending June 2019	2,618	↑
Quarter ending September 2019	2,850	↑
Variance since September 2018	32.6%	↑



ACTIVITY



Month	Adjusted Scheduled Activity (UDA)	
	2019	2020
April	204	346
May	643	927
June	1,041	1,411
July	1,622	2,005
August	2,159	2,570
September	2,437	3,555
October	3,034	
November	3,591	
December	4,191	
January	4,969	
February	5,717	
March	6,504	
April	7,453	
May	7,444	
June	7,444	

QUALITY

	Quantity	Base Number	Contract	AT	Region	England
% of FP17s for the same patient ID Re-attending within 3 months - Children	50	516	9.7%	11.4%	12.1%	11.5%
% of FP17s for the same patient ID Re-attending within 3 months - Adults	189	1,708	11.1%	14.9%	15.6%	15.4%
% of FP17s for the same patient ID Re-attending between 3 & 9 months - Children	244	516	47.3%	60.1%	61.2%	59.7%
% of FP17s for the same patient ID Re-attending between 3 & 9 months - Adults	681	1,708	39.9%	52.8%	54.3%	51.7%
% of FP17s for Band 1 Urgent Courses	192	1,881	10.2%	10.0%	9.1%	9.2%
% of FP17s Relating to Free Repair or Replacements	27	1,881	1.4%	0.9%	0.9%	0.7%
% of FP17s Relating to Continuations	0	1,881	0.0%	0.9%	1.0%	0.8%
% of Patients satisfied with the dentistry they have received	1	1	N/A	94.2%	94.4%	93.5%
% of Patients satisfied with the time they had to wait for an appointment	1	1	N/A	85.2%	88.1%	87.4%

* This is based on patients treated on this contract for their most recent course of treatment.

Figures in italics indicate the base number of FP17s or Patient Questionnaire responses are less than 100. N/A is shown where the base number of responses is less than 10 during the period. % is calculated as Quantity/Base number*100

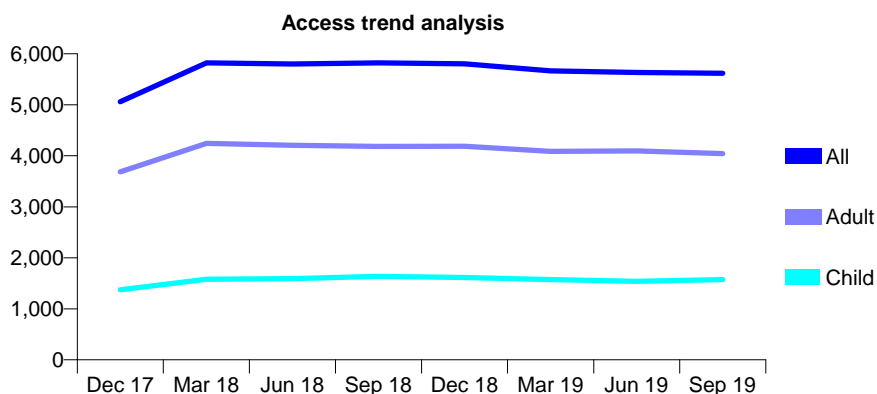
Q48 - Vital Signs At a Glance Contract Report for 10096/0000 - September 2019

Name or company name	Care (Lancashire) Ltd
Contract type name	GDS Contract
Purpose of contract	General
Contract start date	01/04/2016
Contract end date	

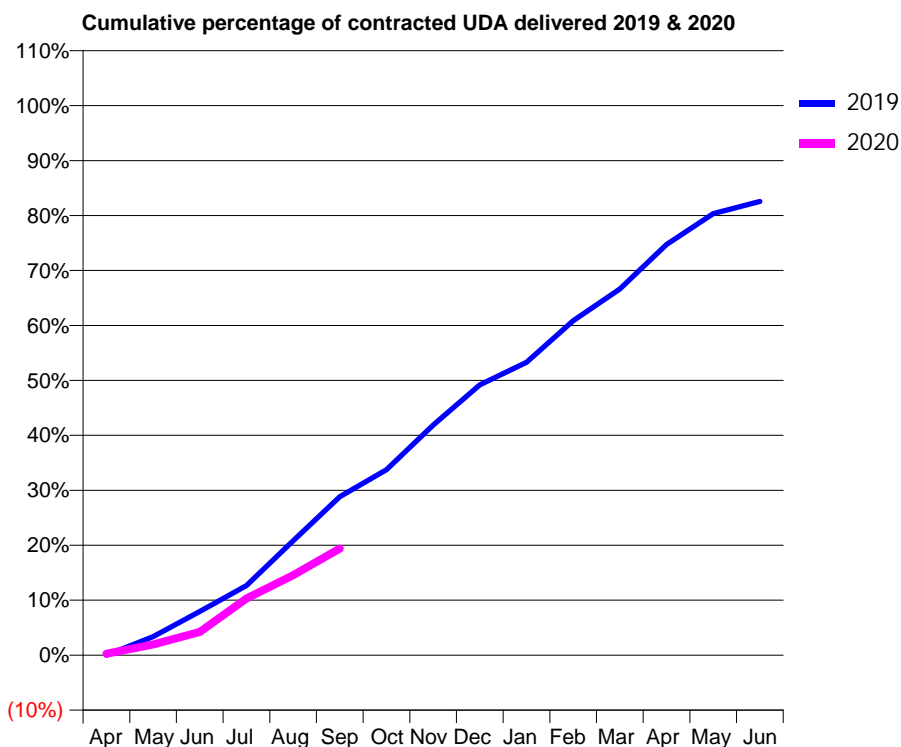
19/20 Contracted general activity (UDA)	24,000
Carry forward general activity (UDA)	0
19/20 Contracted orthodontic activity (UOA)	0
Carry forward orthodontic activity (UOA)	0
Baseline contract value	£641,142.67

ACCESS*

Patients seen in 24 months	Total	Change since previous quarter
Quarter ending September 2018	5,823	
Quarter ending December 2018	5,802	→
Quarter ending March 2019	5,664	↓
Quarter ending June 2019	5,634	→
Quarter ending September 2019	5,618	→
Variance since September 2018	(3.5%)	↓



ACTIVITY



Month	Adjusted Scheduled Activity (UDA)	
	2019	2020
April	0	59
May	812	468
June	1,910	1,017
July	3,041	2,474
August	4,998	3,493
September	6,919	4,658
October	8,096	
November	10,050	
December	11,800	
January	12,794	
February	14,610	
March	15,988	
April	17,934	
May	19,282	
June	19,814	

QUALITY

	Quantity	Base Number	Contract	AT	Region	England
% of FP17s for the same patient ID Re-attending within 3 months - Children	74	1,024	7.2%	11.0%	12.1%	11.5%
% of FP17s for the same patient ID Re-attending within 3 months - Adults	316	2,467	12.8%	16.2%	15.6%	15.4%
% of FP17s for the same patient ID Re-attending between 3 & 9 months - Children	592	1,024	57.8%	54.3%	61.2%	59.7%
% of FP17s for the same patient ID Re-attending between 3 & 9 months - Adults	1,326	2,467	53.7%	45.7%	54.3%	51.7%
% of FP17s for Band 1 Urgent Courses	167	2,241	7.5%	12.2%	9.1%	9.2%
% of FP17s Relating to Free Repair or Replacements	12	2,241	0.5%	0.9%	0.9%	0.7%
% of FP17s Relating to Continuations	47	2,241	2.1%	1.0%	1.0%	0.8%
% of Patients satisfied with the dentistry they have received	1	1	N/A	94.0%	94.4%	93.5%
% of Patients satisfied with the time they had to wait for an appointment	1	1	N/A	89.8%	88.1%	87.4%

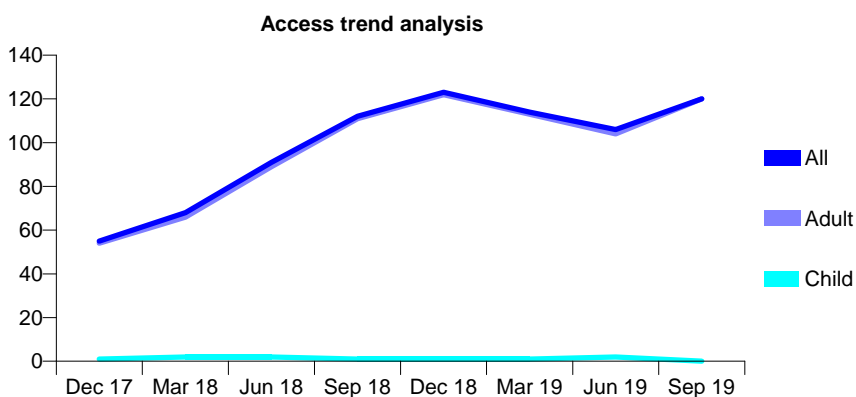
* This is based on patients treated on this contract for their most recent course of treatment. Figures in italics indicate the base number of FP17s or Patient Questionnaire responses are less than 100. N/A is shown where the base number of responses is less than 10 during the period. % is calculated as Quantity/Base number*100

Q48 - Vital Signs At a Glance Contract Report for 100256/0000 - September 2019

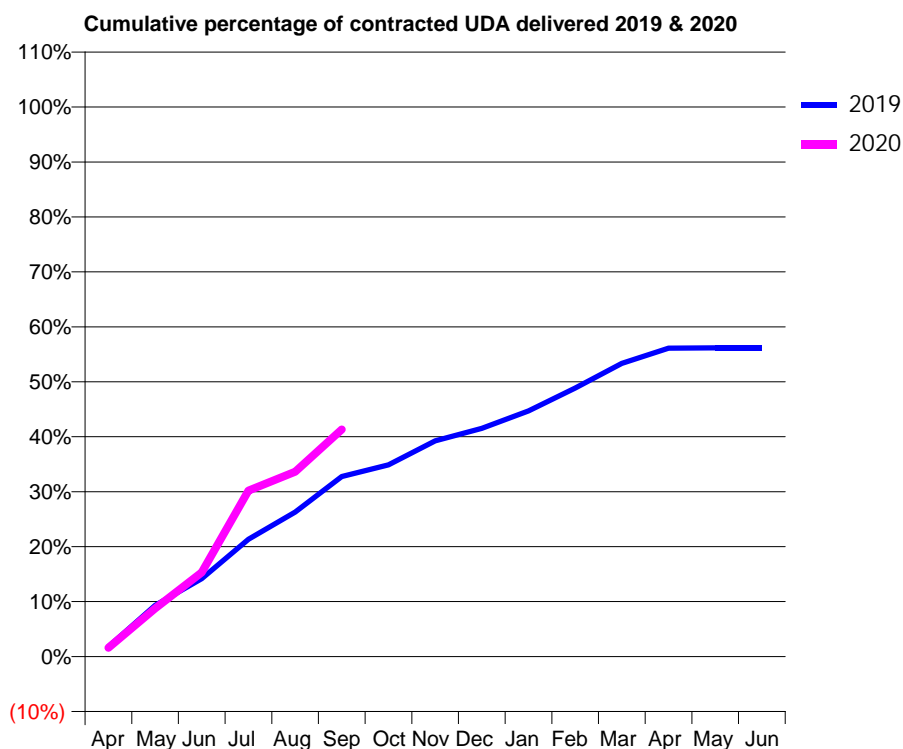
Name or company name	Bridgewater Community Healthcare NHS F	19/20 Contracted general activity (UDA)	1,800
Contract type name	PDS Contract	Carry forward general activity (UDA)	0
Purpose of contract	General	19/20 Contracted orthodontic activity (UOA)	0
Contract start date	01/12/2016	Carry forward orthodontic activity (UOA)	0
Contract end date	30/11/2019	Baseline contract value	£100,064.86

ACCESS*

Patients seen in 24 months	Total	Change since previous quarter
Quarter ending September 2018	112	
Quarter ending December 2018	123	↑
Quarter ending March 2019	114	↓
Quarter ending June 2019	106	↓
Quarter ending September 2019	120	↑
Variance since September 2018	7.1%	↑



ACTIVITY



Month	Adjusted Scheduled Activity (UDA)	
	2019	2020
April	49	29
May	252	158
June	383	276
July	576	543
August	710	605
September	885	744
October	942	
November	1,060	
December	1,121	
January	1,207	
February	1,319	
March	1,440	
April	1,515	
May	1,516	
June	1,516	

QUALITY

	Quantity	Base Number	Contract	AT	Region	England
% of FP17s for the same patient ID Re-attending within 3 months - Children	0	4	0.0%	11.0%	12.1%	11.5%
% of FP17s for the same patient ID Re-attending within 3 months - Adults	3	308	1.0%	16.2%	15.6%	15.4%
% of FP17s for the same patient ID Re-attending between 3 & 9 months - Children	0	4	0.0%	54.3%	61.2%	59.7%
% of FP17s for the same patient ID Re-attending between 3 & 9 months - Adults	1	308	0.3%	45.7%	54.3%	51.7%
% of FP17s for Band 1 Urgent Courses	3	276	1.1%	12.2%	9.1%	9.2%
% of FP17s Relating to Free Repair or Replacements	0	276	0.0%	0.9%	0.9%	0.7%
% of FP17s Relating to Continuations	0	276	0.0%	1.0%	1.0%	0.8%
% of Patients satisfied with the dentistry they have received	0	0	N/A	94.0%	94.4%	93.5%
% of Patients satisfied with the time they had to wait for an appointment	0	0	N/A	89.8%	88.1%	87.4%

* This is based on patients treated on this contract for their most recent course of treatment. Figures in italics indicate the base number of FP17s or Patient Questionnaire responses are less than 100. N/A is shown where the base number of responses is less than 10 during the period. % is calculated as Quantity/Base number*100

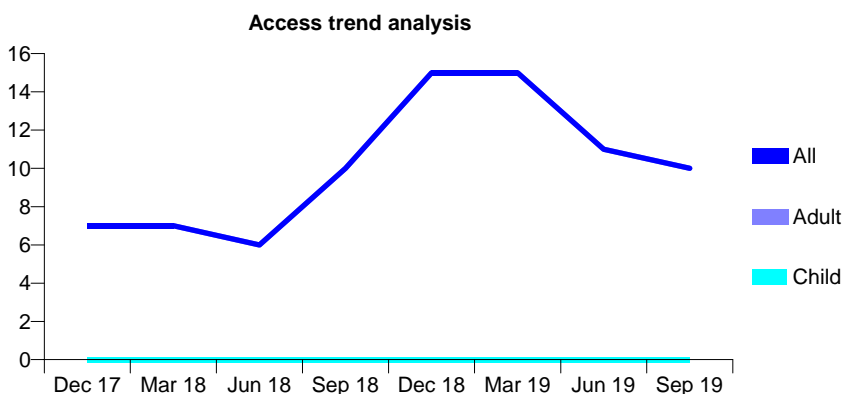
Q48 - Vital Signs At a Glance Contract Report for 100257/0000 - September 2019

Name or company name	Bridgewater Community Healthcare NHS F
Contract type name	PDS Contract
Purpose of contract	General
Contract start date	01/12/2016
Contract end date	30/11/2019

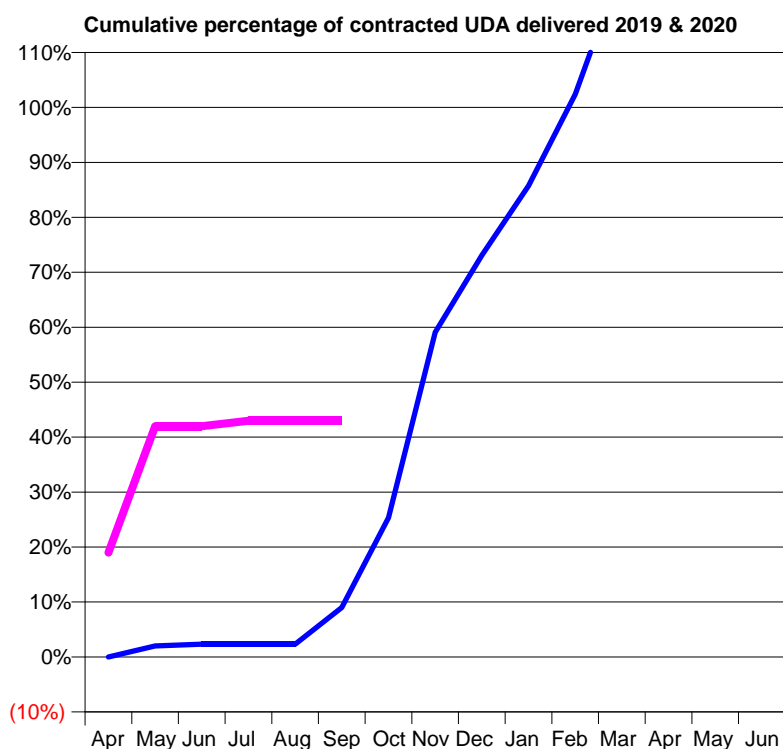
19/20 Contracted general activity (UDA)	200
Carry forward general activity (UDA)	0
19/20 Contracted orthodontic activity (UOA)	0
Carry forward orthodontic activity (UOA)	0
Baseline contract value	£11,118.31

ACCESS*

Patients seen in 24 months	Total	Change since previous quarter
Quarter ending September 2018	10	
Quarter ending December 2018	15	↑
Quarter ending March 2019	15	→
Quarter ending June 2019	11	↓
Quarter ending September 2019	10	↓
Variance since September 2018	0.0%	→



ACTIVITY



Month	Adjusted Scheduled Activity (UDA)	
	2019	2020
April	0	38
May	6	84
June	7	84
July	7	86
August	7	86
September	27	86
October	76	
November	177	
December	219	
January	257	
February	307	
March	377	
April	412	
May	413	
June	413	

QUALITY

	Quantity	Base Number	Contract	AT	Region	England
% of FP17s for the same patient ID Re-attending within 3 months - Children	0	0	N/A	11.0%	12.1%	11.5%
% of FP17s for the same patient ID Re-attending within 3 months - Adults	1	46	2.2%	16.2%	15.6%	15.4%
% of FP17s for the same patient ID Re-attending between 3 & 9 months - Children	0	0	N/A	54.3%	61.2%	59.7%
% of FP17s for the same patient ID Re-attending between 3 & 9 months - Adults	0	46	0.0%	45.7%	54.3%	51.7%
% of FP17s for Band 1 Urgent Courses	0	30	0.0%	12.2%	9.1%	9.2%
% of FP17s Relating to Free Repair or Replacements	0	30	0.0%	0.9%	0.9%	0.7%
% of FP17s Relating to Continuations	0	30	0.0%	1.0%	1.0%	0.8%
% of Patients satisfied with the dentistry they have received	0	0	N/A	94.0%	94.4%	93.5%
% of Patients satisfied with the time they had to wait for an appointment	0	0	N/A	89.8%	88.1%	87.4%

* This is based on patients treated on this contract for their most recent course of treatment.

Figures in italics indicate the base number of FP17s or Patient Questionnaire responses are less than 100. N/A is shown where the base number of responses is less than 10 during the period. % is calculated as Quantity/Base number*100

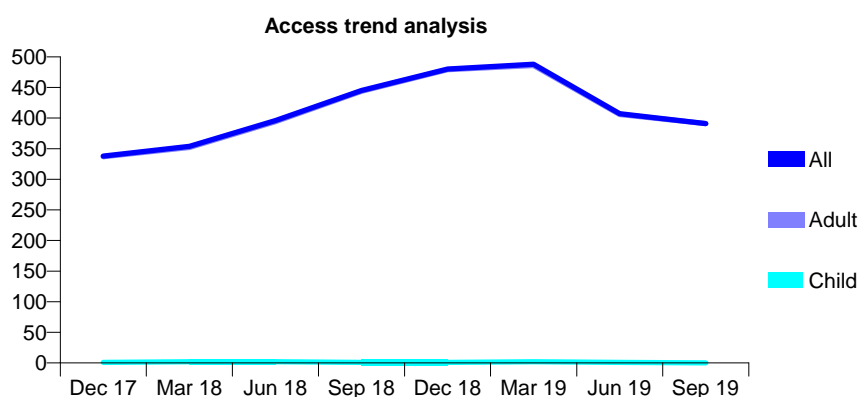
Q48 - Vital Signs At a Glance Contract Report for 100260/0000 - September 2019

Name or company name	Winston & Kelso
Contract type name	PDS Contract
Purpose of contract	General
Contract start date	01/12/2016
Contract end date	30/11/2021

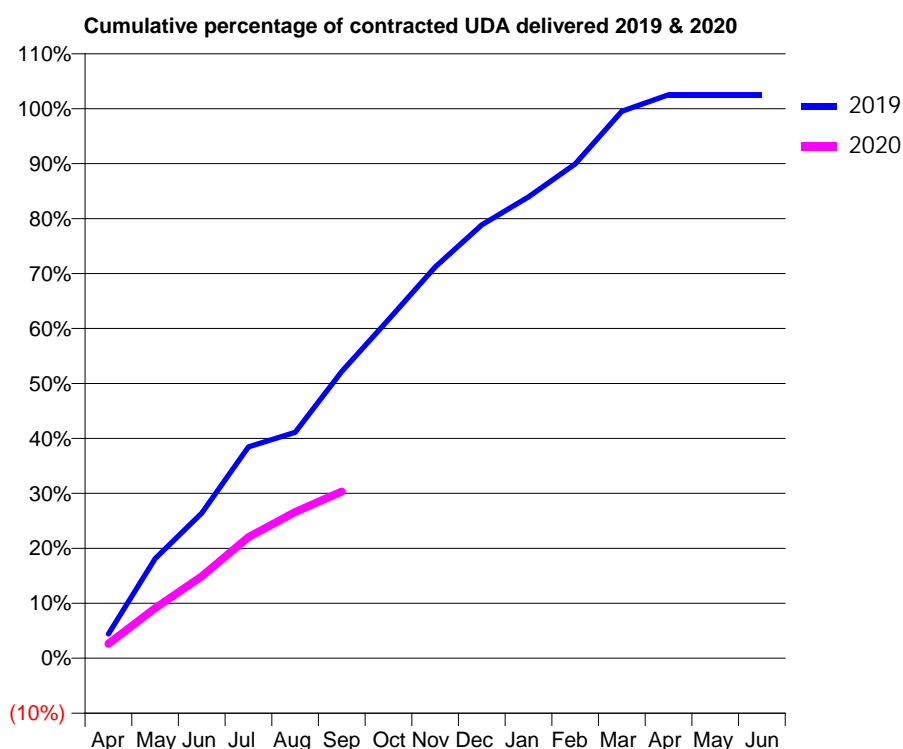
19/20 Contracted general activity (UDA)	4,200
Carry forward general activity (UDA)	0
19/20 Contracted orthodontic activity (UOA)	0
Carry forward orthodontic activity (UOA)	0
Baseline contract value	£226,183.79

ACCESS*

Patients seen in 24 months	Total	Change since previous quarter
Quarter ending September 2018	445	
Quarter ending December 2018	480	↑
Quarter ending March 2019	488	→
Quarter ending June 2019	407	↓
Quarter ending September 2019	391	↓
Variance since September 2018	(12.1%)	↓



ACTIVITY



Month	2019	2020
April	186	111
May	762	383
June	1,108	626
July	1,615	926
August	1,726	1,118
September	2,191	1,275
October	2,587	
November	2,990	
December	3,312	
January	3,526	
February	3,778	
March	4,180	
April	4,306	
May	4,306	
June	4,306	

QUALITY

	Quantity	Base Number	Contract	AT	Region	England
% of FP17s for the same patient ID Re-attending within 3 months - Children	0	4	0.0%	11.0%	12.1%	11.5%
% of FP17s for the same patient ID Re-attending within 3 months - Adults	1	465	0.2%	16.2%	15.6%	15.4%
% of FP17s for the same patient ID Re-attending between 3 & 9 months - Children	0	4	0.0%	54.3%	61.2%	59.7%
% of FP17s for the same patient ID Re-attending between 3 & 9 months - Adults	0	465	0.0%	45.7%	54.3%	51.7%
% of FP17s for Band 1 Urgent Courses	0	427	0.0%	12.2%	9.1%	9.2%
% of FP17s Relating to Free Repair or Replacements	0	427	0.0%	0.9%	0.9%	0.7%
% of FP17s Relating to Continuations	0	427	0.0%	1.0%	1.0%	0.8%
% of Patients satisfied with the dentistry they have received	1	1	N/A	94.0%	94.4%	93.5%
% of Patients satisfied with the time they had to wait for an appointment	0	1	N/A	89.8%	88.1%	87.4%

* This is based on patients treated on this contract for their most recent course of treatment.

Figures in italics indicate the base number of FP17s or Patient Questionnaire responses are less than 100. N/A is shown where the base number of responses is less than 10 during the period. % is calculated as Quantity/Base number*100

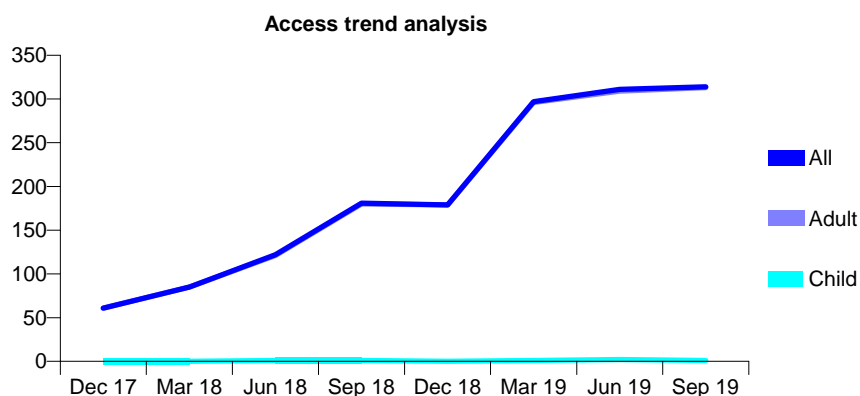
Q48 - Vital Signs At a Glance Contract Report for 100306/0000 - September 2019

Name or company name	MR SR LAKSHMIAH
Contract type name	PDS Contract
Purpose of contract	General
Contract start date	01/04/2017
Contract end date	31/03/2020

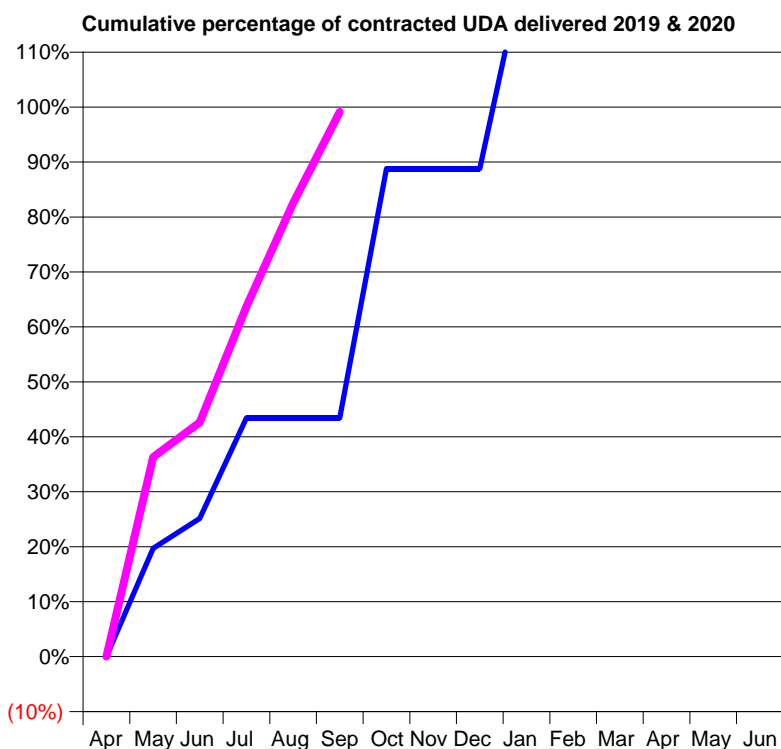
19/20 Contracted general activity (UDA)	1,375
Carry forward general activity (UDA)	0
19/20 Contracted orthodontic activity (UOA)	0
Carry forward orthodontic activity (UOA)	0
Baseline contract value	£225,150.02

ACCESS*

Patients seen in 24 months	Total	Change since previous quarter
Quarter ending September 2018	181	
Quarter ending December 2018	179	↓
Quarter ending March 2019	297	↑
Quarter ending June 2019	311	↑
Quarter ending September 2019	314	→
Variance since September 2018	73.5%	↑



ACTIVITY



Month	Adjusted Scheduled Activity (UDA)	
	2019	2020
April	0	0
May	271	499
June	346	586
July	597	876
August	597	1,135
September	597	1,363
October	1,221	
November	1,221	
December	1,221	
January	1,761	
February	2,058	
March	2,097	
April	2,517	
May	2,521	
June	2,521	

QUALITY

	Quantity	Base Number	Contract	AT	Region	England
% of FP17s for the same patient ID Re-attending within 3 months - Children	1	13	7.7%	11.0%	12.1%	11.5%
% of FP17s for the same patient ID Re-attending within 3 months - Adults	43	700	6.1%	16.2%	15.6%	15.4%
% of FP17s for the same patient ID Re-attending between 3 & 9 months - Children	0	13	0.0%	54.3%	61.2%	59.7%
% of FP17s for the same patient ID Re-attending between 3 & 9 months - Adults	7	700	1.0%	45.7%	54.3%	51.7%
% of FP17s for Band 1 Urgent Courses	0	512	0.0%	12.2%	9.1%	9.2%
% of FP17s Relating to Free Repair or Replacements	0	512	0.0%	0.9%	0.9%	0.7%
% of FP17s Relating to Continuations	0	512	0.0%	1.0%	1.0%	0.8%
% of Patients satisfied with the dentistry they have received	0	0	N/A	94.0%	94.4%	93.5%
% of Patients satisfied with the time they had to wait for an appointment	0	0	N/A	89.8%	88.1%	87.4%

* This is based on patients treated on this contract for their most recent course of treatment. Figures in italics indicate the base number of FP17s or Patient Questionnaire responses are less than 100. N/A is shown where the base number of responses is less than 10 during the period. % is calculated as Quantity/Base number*100

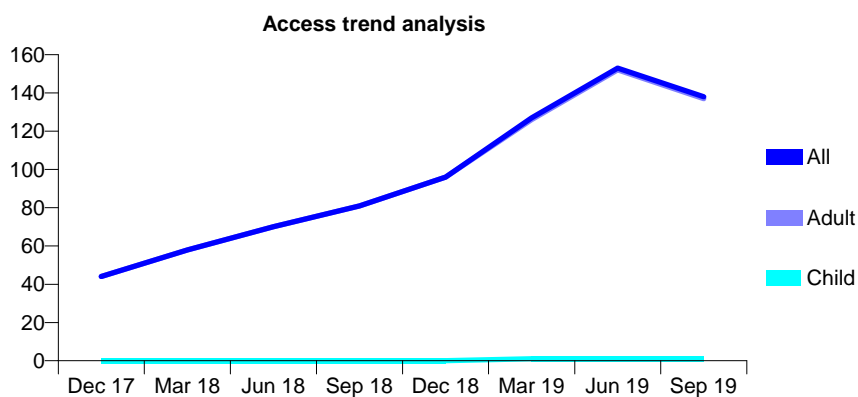
Q48 - Vital Signs At a Glance Contract Report for 100425/0000 - September 2019

Name or company name	Redbridge Associates Limited
Contract type name	PDS Contract
Purpose of contract	General
Contract start date	01/05/2017
Contract end date	30/11/2021

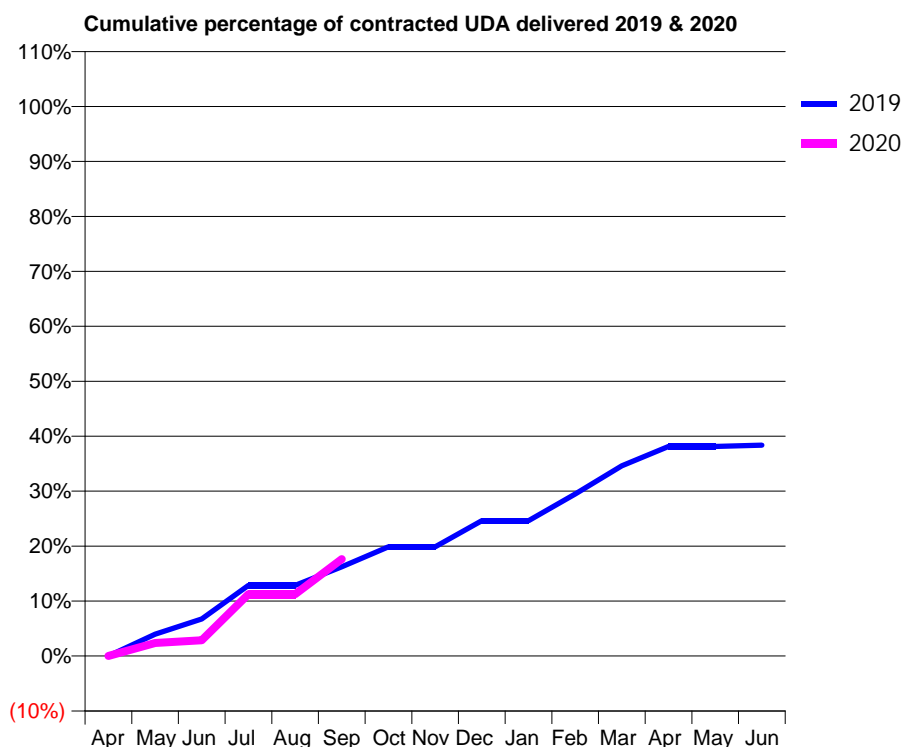
19/20 Contracted general activity (UDA)	2,400
Carry forward general activity (UDA)	0
19/20 Contracted orthodontic activity (UOA)	0
Carry forward orthodontic activity (UOA)	0
Baseline contract value	£128,508.84

ACCESS*

Patients seen in 24 months	Total	Change since previous quarter
Quarter ending September 2018	81	
Quarter ending December 2018	96	↑
Quarter ending March 2019	127	↑
Quarter ending June 2019	153	↑
Quarter ending September 2019	138	↓
Variance since September 2018	70.4%	↑



ACTIVITY



Month	Adjusted Scheduled Activity (UDA)	
	2019	2020
April	0	0
May	96	57
June	162	69
July	309	270
August	309	270
September	390	423
October	477	
November	477	
December	591	
January	591	
February	708	
March	831	
April	915	
May	915	
June	921	

QUALITY

	Quantity	Base Number	Contract	AT	Region	England
% of FP17s for the same patient ID Re-attending within 3 months - Children	0	0	N/A	11.0%	12.1%	11.5%
% of FP17s for the same patient ID Re-attending within 3 months - Adults	4	171	2.3%	16.2%	15.6%	15.4%
% of FP17s for the same patient ID Re-attending between 3 & 9 months - Children	0	0	N/A	54.3%	61.2%	59.7%
% of FP17s for the same patient ID Re-attending between 3 & 9 months - Adults	0	171	0.0%	45.7%	54.3%	51.7%
% of FP17s for Band 1 Urgent Courses	0	141	0.0%	12.2%	9.1%	9.2%
% of FP17s Relating to Free Repair or Replacements	0	141	0.0%	0.9%	0.9%	0.7%
% of FP17s Relating to Continuations	0	141	0.0%	1.0%	1.0%	0.8%
% of Patients satisfied with the dentistry they have received	0	0	N/A	94.0%	94.4%	93.5%
% of Patients satisfied with the time they had to wait for an appointment	0	0	N/A	89.8%	88.1%	87.4%

* This is based on patients treated on this contract for their most recent course of treatment. Figures in italics indicate the base number of FP17s or Patient Questionnaire responses are less than 100. N/A is shown where the base number of responses is less than 10 during the period. % is calculated as Quantity/Base number*100

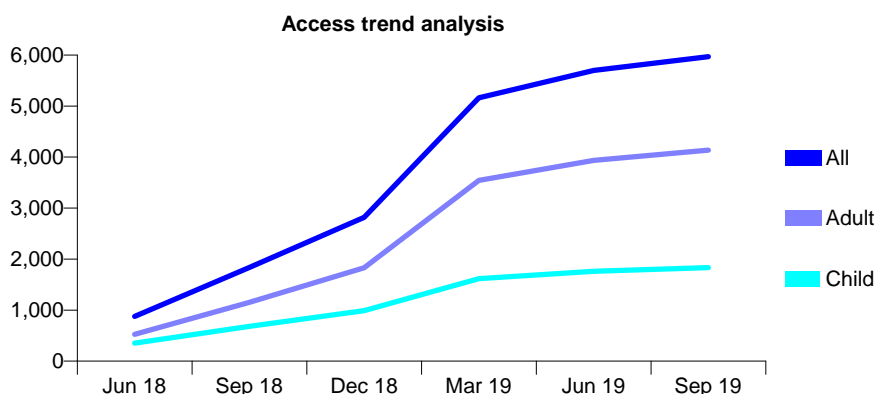
Q48 - Vital Signs At a Glance Contract Report for 100653/0000 - September 2019

Name or company name	MR RK GOLLAPUDI
Contract type name	GDS Contract
Purpose of contract	General
Contract start date	01/04/2018
Contract end date	

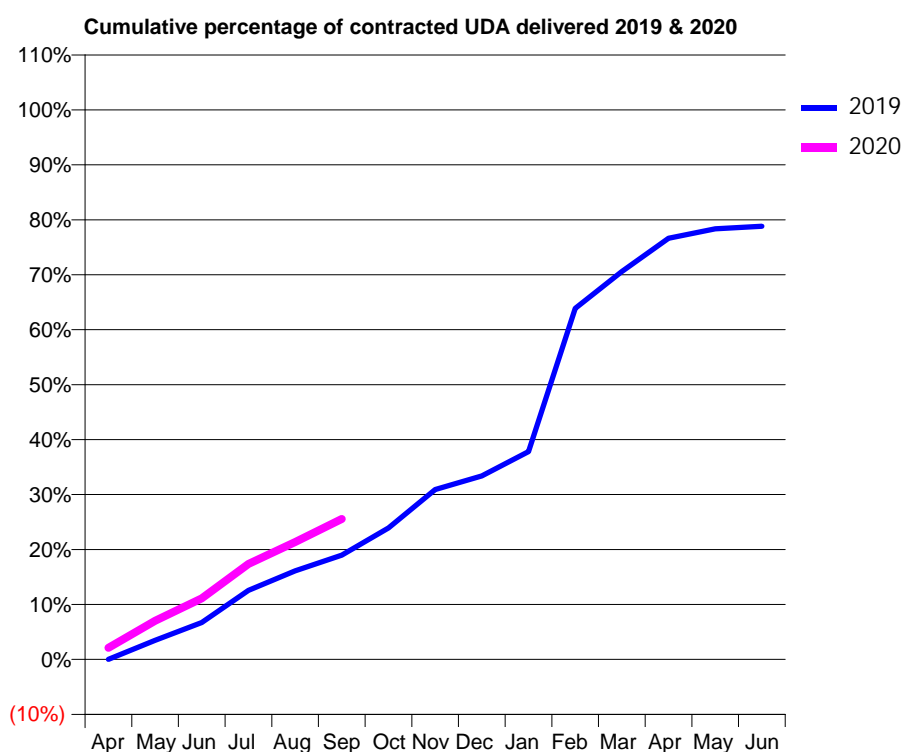
19/20 Contracted general activity (UDA)	24,000
Carry forward general activity (UDA)	0
19/20 Contracted orthodontic activity (UOA)	0
Carry forward orthodontic activity (UOA)	0
Baseline contract value	£638,116.11

ACCESS*

Patients seen in 24 months	Total	Change since previous quarter
Quarter ending September 2018	1,837	
Quarter ending December 2018	2,820	↑
Quarter ending March 2019	5,161	↑
Quarter ending June 2019	5,697	↑
Quarter ending September 2019	5,969	↑
Variance since September 2018	224.9%	↑



ACTIVITY



Month	Adjusted Scheduled Activity (UDA)	
	2019	2020
April	0	509
May	837	1,688
June	1,610	2,670
July	3,020	4,173
August	3,870	5,130
September	4,556	6,136
October	5,745	
November	7,422	
December	8,013	
January	9,077	
February	15,329	
March	16,938	
April	18,394	
May	18,802	
June	18,917	

QUALITY

	Quantity	Base Number	Contract	AT	Region	England
% of FP17s for the same patient ID Re-attending within 3 months - Children	106	1,281	8.3%	11.0%	12.1%	11.5%
% of FP17s for the same patient ID Re-attending within 3 months - Adults	336	2,550	13.2%	16.2%	15.6%	15.4%
% of FP17s for the same patient ID Re-attending between 3 & 9 months - Children	707	1,281	55.2%	54.3%	61.2%	59.7%
% of FP17s for the same patient ID Re-attending between 3 & 9 months - Adults	1,228	2,550	48.2%	45.7%	54.3%	51.7%
% of FP17s for Band 1 Urgent Courses	376	2,945	12.8%	12.2%	9.1%	9.2%
% of FP17s Relating to Free Repair or Replacements	9	2,945	0.3%	0.9%	0.9%	0.7%
% of FP17s Relating to Continuations	15	2,945	0.5%	1.0%	1.0%	0.8%
% of Patients satisfied with the dentistry they have received	4	4	N/A	94.0%	94.4%	93.5%
% of Patients satisfied with the time they had to wait for an appointment	4	4	N/A	89.8%	88.1%	87.4%

* This is based on patients treated on this contract for their most recent course of treatment. Figures in italics indicate the base number of FP17s or Patient Questionnaire responses are less than 100. N/A is shown where the base number of responses is less than 10 during the period. % is calculated as Quantity/Base number*100

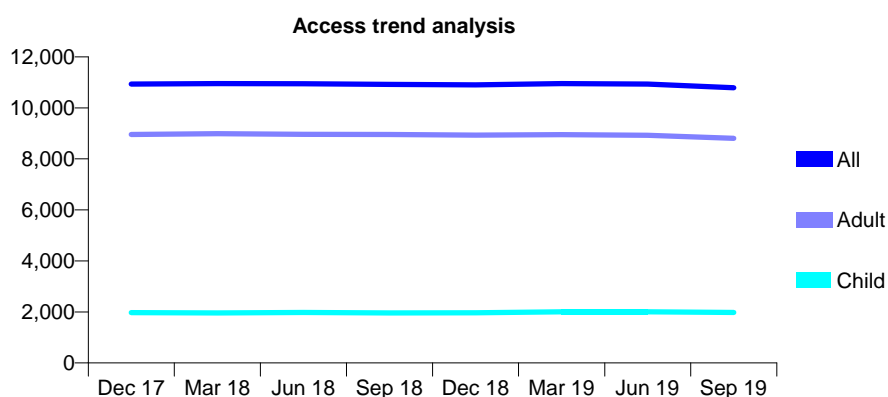
Q48 - Vital Signs At a Glance Contract Report for 101281/0115 - September 2019

Name or company name	OASIS DENTAL CARE LTD
Contract type name	GDS Contract
Purpose of contract	General
Contract start date	01/04/2006
Contract end date	

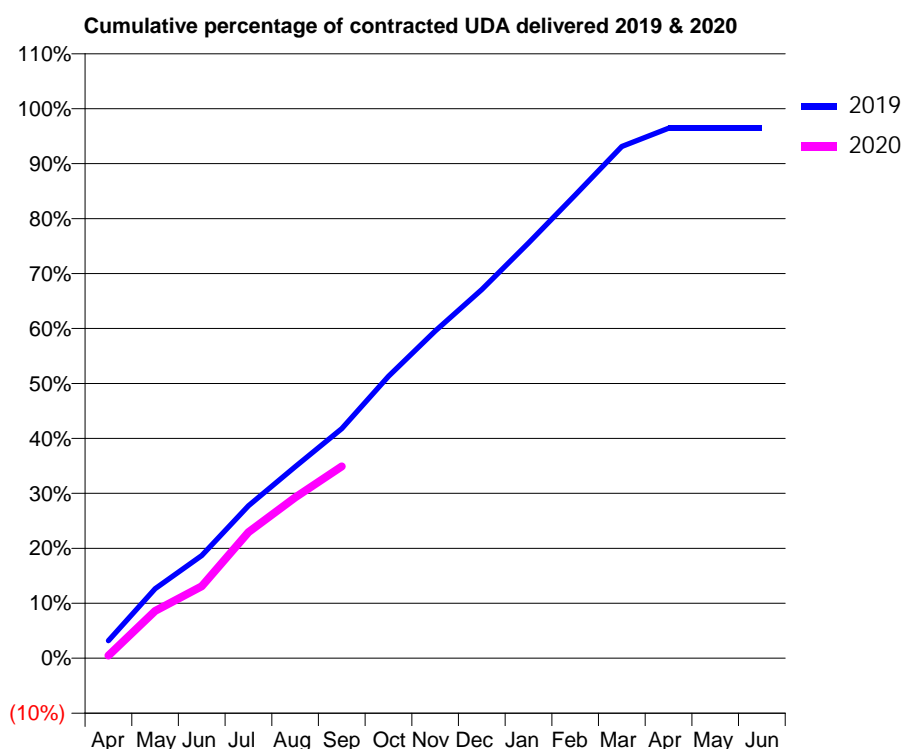
19/20 Contracted general activity (UDA)	34,474
Carry forward general activity (UDA)	1,227
19/20 Contracted orthodontic activity (UOA)	0
Carry forward orthodontic activity (UOA)	0
Baseline contract value	£981,133.07

ACCESS*

Patients seen in 24 months	Total	Change since previous quarter
Quarter ending September 2018	10,919	
Quarter ending December 2018	10,902	→
Quarter ending March 2019	10,950	→
Quarter ending June 2019	10,930	→
Quarter ending September 2019	10,791	↓
Variance since September 2018	(1.2%)	↓



ACTIVITY



Month	2019	2020
April	1,099	160
May	4,365	2,962
June	6,444	4,511
July	9,566	7,908
August	12,016	10,089
September	14,398	12,032
October	17,678	
November	20,524	
December	23,130	
January	26,049	
February	29,062	
March	32,103	
April	33,242	
May	33,242	
June	33,247	

QUALITY

	Quantity	Base Number	Contract	AT	Region	England
% of FP17s for the same patient ID Re-attending within 3 months - Children	109	1,577	6.9%	11.0%	12.1%	11.5%
% of FP17s for the same patient ID Re-attending within 3 months - Adults	994	6,703	14.8%	16.2%	15.6%	15.4%
% of FP17s for the same patient ID Re-attending between 3 & 9 months - Children	1,163	1,577	73.7%	54.3%	61.2%	59.7%
% of FP17s for the same patient ID Re-attending between 3 & 9 months - Adults	4,444	6,703	66.3%	45.7%	54.3%	51.7%
% of FP17s for Band 1 Urgent Courses	677	7,692	8.8%	12.2%	9.1%	9.2%
% of FP17s Relating to Free Repair or Replacements	129	7,692	1.7%	0.9%	0.9%	0.7%
% of FP17s Relating to Continuations	79	7,692	1.0%	1.0%	1.0%	0.8%
% of Patients satisfied with the dentistry they have received	6	6	N/A	94.0%	94.4%	93.5%
% of Patients satisfied with the time they had to wait for an appointment	5	6	N/A	89.8%	88.1%	87.4%

* This is based on patients treated on this contract for their most recent course of treatment.

Figures in italics indicate the base number of FP17s or Patient Questionnaire responses are less than 100. N/A is shown where the base number of responses is less than 10 during the period. % is calculated as Quantity/Base number*100

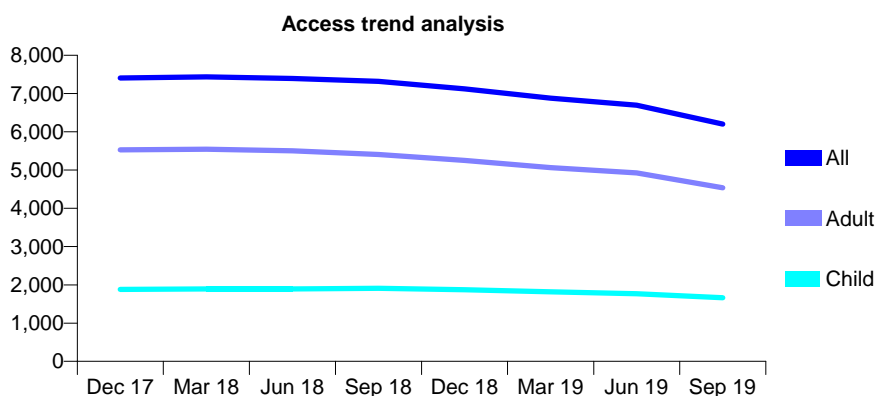
Q48 - Vital Signs At a Glance Contract Report for 101281/0168 - September 2019

Name or company name	OASIS DENTAL CARE LTD
Contract type name	GDS Contract
Purpose of contract	General
Contract start date	29/05/2007
Contract end date	

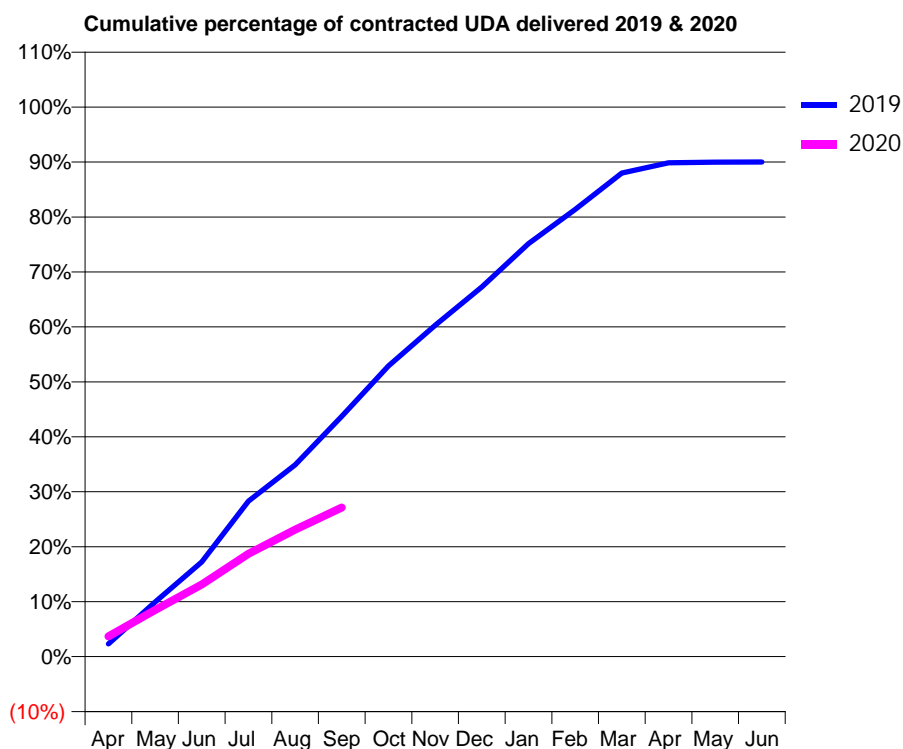
19/20 Contracted general activity (UDA)	20,675
Carry forward general activity (UDA)	0
19/20 Contracted orthodontic activity (UOA)	0
Carry forward orthodontic activity (UOA)	0
Baseline contract value	£593,149.19

ACCESS*

Patients seen in 24 months	Total	Change since previous quarter
Quarter ending September 2018	7,320	
Quarter ending December 2018	7,124	↓
Quarter ending March 2019	6,880	↓
Quarter ending June 2019	6,693	↓
Quarter ending September 2019	6,201	↓
Variance since September 2018	(15.3%)	↓



ACTIVITY



Month	Adjusted Scheduled Activity (UDA)	
	2019	2020
April	480	766
May	2,055	1,756
June	3,560	2,710
July	5,849	3,868
August	7,220	4,779
September	9,044	5,606
October	10,937	
November	12,466	
December	13,907	
January	15,536	
February	16,828	
March	18,191	
April	18,576	
May	18,601	
June	18,605	

QUALITY

	Quantity	Base Number	Contract	AT	Region	England
% of FP17s for the same patient ID Re-attending within 3 months - Children	112	840	13.3%	11.0%	12.1%	11.5%
% of FP17s for the same patient ID Re-attending within 3 months - Adults	439	2,209	19.9%	16.2%	15.6%	15.4%
% of FP17s for the same patient ID Re-attending between 3 & 9 months - Children	415	840	49.4%	54.3%	61.2%	59.7%
% of FP17s for the same patient ID Re-attending between 3 & 9 months - Adults	949	2,209	43.0%	45.7%	54.3%	51.7%
% of FP17s for Band 1 Urgent Courses	815	2,847	28.6%	12.2%	9.1%	9.2%
% of FP17s Relating to Free Repair or Replacements	4	2,847	0.1%	0.9%	0.9%	0.7%
% of FP17s Relating to Continuations	76	2,847	2.7%	1.0%	1.0%	0.8%
% of Patients satisfied with the dentistry they have received	3	3	N/A	94.0%	94.4%	93.5%
% of Patients satisfied with the time they had to wait for an appointment	3	3	N/A	89.8%	88.1%	87.4%

* This is based on patients treated on this contract for their most recent course of treatment. Figures in italics indicate the base number of FP17s or Patient Questionnaire responses are less than 100. N/A is shown where the base number of responses is less than 10 during the period. % is calculated as Quantity/Base number*100

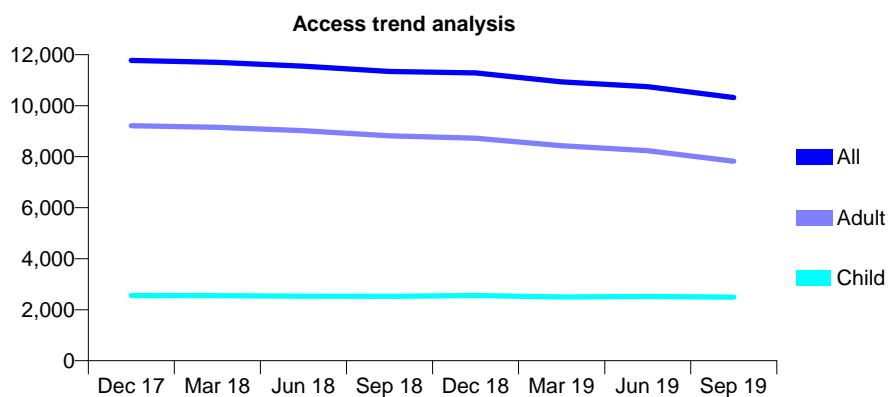
Q48 - Vital Signs At a Glance Contract Report for 101338/0039 - September 2019

Name or company name	Whitecross Dental Care Limited
Contract type name	GDS Contract
Purpose of contract	General
Contract start date	01/04/2006
Contract end date	

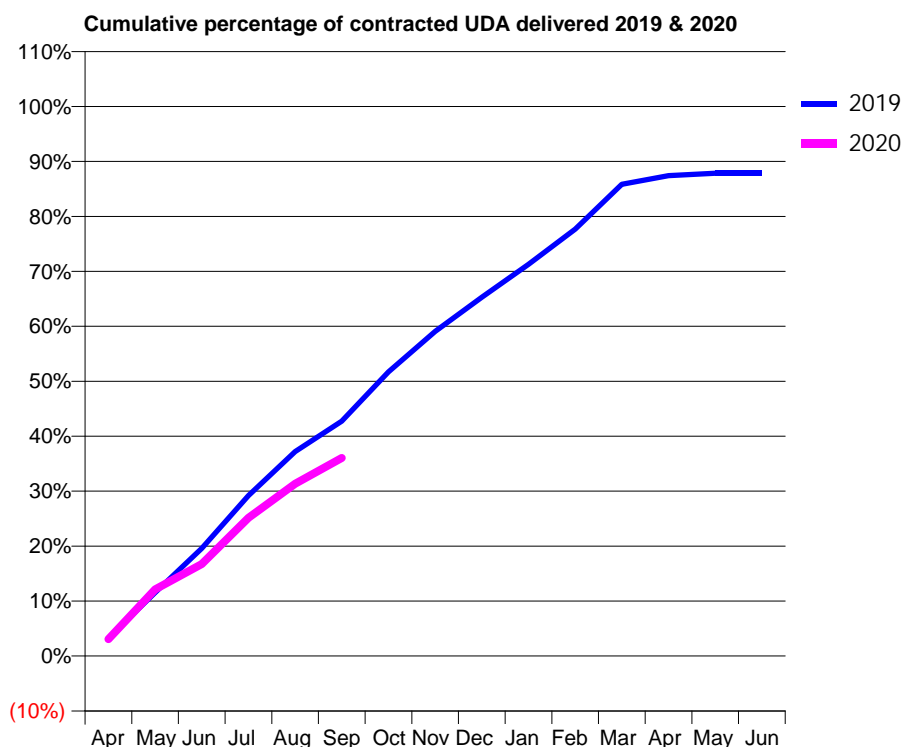
19/20 Contracted general activity (UDA)	39,698
Carry forward general activity (UDA)	0
19/20 Contracted orthodontic activity (UOA)	0
Carry forward orthodontic activity (UOA)	0
Baseline contract value	£1,048,224.67

ACCESS*

Patients seen in 24 months	Total	Change since previous quarter
Quarter ending September 2018	11,344	
Quarter ending December 2018	11,284	→
Quarter ending March 2019	10,932	↓
Quarter ending June 2019	10,750	↓
Quarter ending September 2019	10,320	↓
Variance since September 2018	(9.0%)	↓



ACTIVITY



Month	Adjusted Scheduled Activity (UDA)	
	2019	2020
April	1,297	1,218
May	4,592	4,812
June	7,778	6,643
July	11,597	9,987
August	14,777	12,446
September	16,971	14,306
October	20,521	
November	23,448	
December	25,919	
January	28,302	
February	30,838	
March	34,077	
April	34,697	
May	34,879	
June	34,880	

QUALITY

	Quantity	Base Number	Contract	AT	Region	England
% of FP17s for the same patient ID Re-attending within 3 months - Children	85	1,528	5.6%	11.0%	12.1%	11.5%
% of FP17s for the same patient ID Re-attending within 3 months - Adults	367	3,792	9.7%	16.2%	15.6%	15.4%
% of FP17s for the same patient ID Re-attending between 3 & 9 months - Children	729	1,528	47.7%	54.3%	61.2%	59.7%
% of FP17s for the same patient ID Re-attending between 3 & 9 months - Adults	1,696	3,792	44.7%	45.7%	54.3%	51.7%
% of FP17s for Band 1 Urgent Courses	371	5,021	7.4%	12.2%	9.1%	9.2%
% of FP17s Relating to Free Repair or Replacements	12	5,021	0.2%	0.9%	0.9%	0.7%
% of FP17s Relating to Continuations	44	5,021	0.9%	1.0%	1.0%	0.8%
% of Patients satisfied with the dentistry they have received	4	4	N/A	94.0%	94.4%	93.5%
% of Patients satisfied with the time they had to wait for an appointment	4	4	N/A	89.8%	88.1%	87.4%

* This is based on patients treated on this contract for their most recent course of treatment. Figures in italics indicate the base number of FP17s or Patient Questionnaire responses are less than 100. N/A is shown where the base number of responses is less than 10 during the period. % is calculated as Quantity/Base number*100

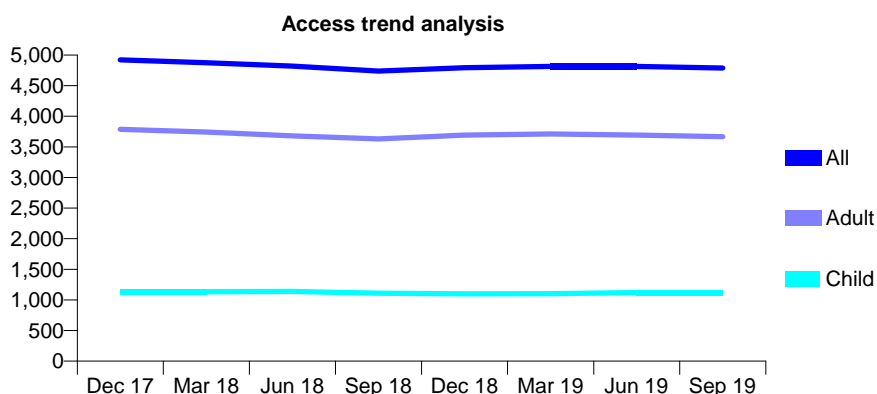
Q48 - Vital Signs At a Glance Contract Report for 101338/0061 - September 2019

Name or company name	Whitecross Dental Care Limited
Contract type name	GDS Contract
Purpose of contract	General
Contract start date	01/03/2008
Contract end date	

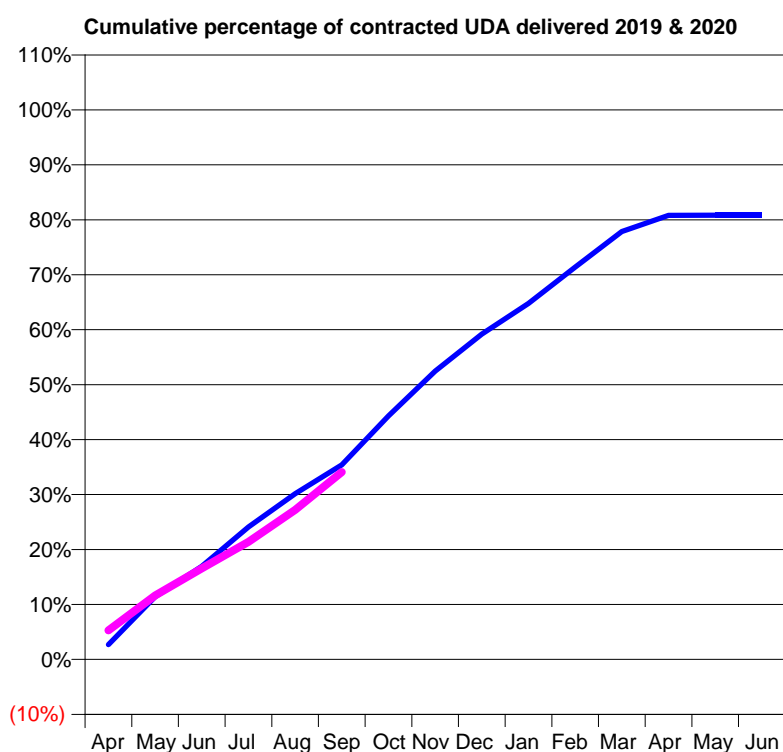
19/20 Contracted general activity (UDA)	18,976
Carry forward general activity (UDA)	0
19/20 Contracted orthodontic activity (UOA)	0
Carry forward orthodontic activity (UOA)	0
Baseline contract value	£501,170.65

ACCESS*

Patients seen in 24 months	Total	Change since previous quarter
Quarter ending September 2018	4,740	
Quarter ending December 2018	4,794	→
Quarter ending March 2019	4,814	→
Quarter ending June 2019	4,814	→
Quarter ending September 2019	4,788	→
Variance since September 2018	1.0%	→



ACTIVITY



Month	2019	2020
April	514	1,001
May	2,165	2,210
June	3,218	3,144
July	4,577	4,058
August	5,722	5,162
September	6,716	6,467
October	8,404	
November	9,954	
December	11,236	
January	12,291	
February	13,551	
March	14,775	
April	15,333	
May	15,339	
June	15,338	

QUALITY

	Quantity	Base Number	Contract	AT	Region	England
% of FP17s for the same patient ID Re-attending within 3 months - Children	46	730	6.3%	11.0%	12.1%	11.5%
% of FP17s for the same patient ID Re-attending within 3 months - Adults	287	1,953	14.7%	16.2%	15.6%	15.4%
% of FP17s for the same patient ID Re-attending between 3 & 9 months - Children	348	730	47.7%	54.3%	61.2%	59.7%
% of FP17s for the same patient ID Re-attending between 3 & 9 months - Adults	775	1,953	39.7%	45.7%	54.3%	51.7%
% of FP17s for Band 1 Urgent Courses	249	2,474	10.1%	12.2%	9.1%	9.2%
% of FP17s Relating to Free Repair or Replacements	34	2,474	1.4%	0.9%	0.9%	0.7%
% of FP17s Relating to Continuations	57	2,474	2.3%	1.0%	1.0%	0.8%
% of Patients satisfied with the dentistry they have received	5	5	N/A	94.0%	94.4%	93.5%
% of Patients satisfied with the time they had to wait for an appointment	5	5	N/A	89.8%	88.1%	87.4%

* This is based on patients treated on this contract for their most recent course of treatment. Figures in italics indicate the base number of FP17s or Patient Questionnaire responses are less than 100. N/A is shown where the base number of responses is less than 10 during the period. % is calculated as Quantity/Base number*100

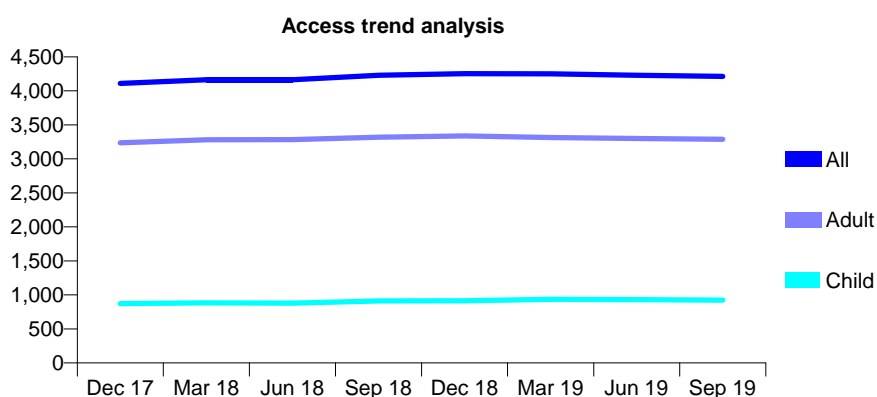
Q48 - Vital Signs At a Glance Contract Report for 101338/0063 - September 2019

Name or company name	Whitecross Dental Care Limited
Contract type name	GDS Contract
Purpose of contract	General
Contract start date	01/04/2008
Contract end date	

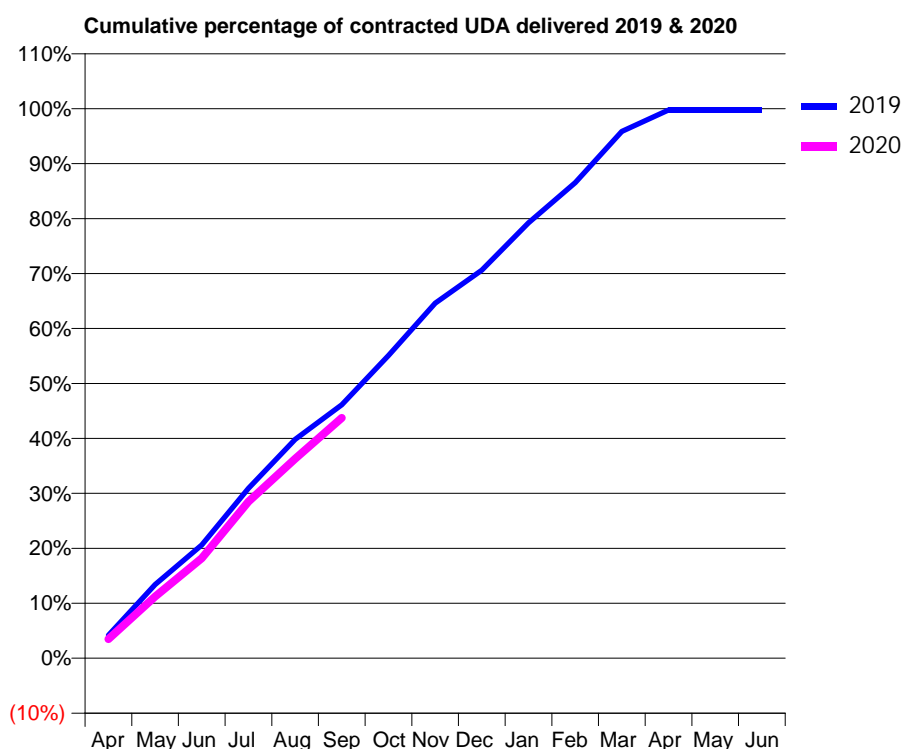
19/20 Contracted general activity (UDA)	13,627
Carry forward general activity (UDA)	34
19/20 Contracted orthodontic activity (UOA)	0
Carry forward orthodontic activity (UOA)	0
Baseline contract value	£364,285.30

ACCESS*

Patients seen in 24 months	Total	Change since previous quarter
Quarter ending September 2018	4,230	
Quarter ending December 2018	4,253	→
Quarter ending March 2019	4,250	→
Quarter ending June 2019	4,231	→
Quarter ending September 2019	4,212	→
Variance since September 2018	(0.4%)	→



ACTIVITY



Month	2019	2020
April	569	475
May	1,827	1,528
June	2,808	2,477
July	4,212	3,885
August	5,427	4,946
September	6,285	5,957
October	7,508	
November	8,805	
December	9,620	
January	10,795	
February	11,791	
March	13,065	
April	13,593	
May	13,593	
June	13,593	

QUALITY

	Quantity	Base Number	Contract	AT	Region	England
% of FP17s for the same patient ID Re-attending within 3 months - Children	28	519	5.4%	11.0%	12.1%	11.5%
% of FP17s for the same patient ID Re-attending within 3 months - Adults	192	1,947	9.9%	16.2%	15.6%	15.4%
% of FP17s for the same patient ID Re-attending between 3 & 9 months - Children	288	519	55.5%	54.3%	61.2%	59.7%
% of FP17s for the same patient ID Re-attending between 3 & 9 months - Adults	1,033	1,947	53.1%	45.7%	54.3%	51.7%
% of FP17s for Band 1 Urgent Courses	110	2,304	4.8%	12.2%	9.1%	9.2%
% of FP17s Relating to Free Repair or Replacements	17	2,304	0.7%	0.9%	0.9%	0.7%
% of FP17s Relating to Continuations	41	2,304	1.8%	1.0%	1.0%	0.8%
% of Patients satisfied with the dentistry they have received	3	3	N/A	94.0%	94.4%	93.5%
% of Patients satisfied with the time they had to wait for an appointment	3	3	N/A	89.8%	88.1%	87.4%

* This is based on patients treated on this contract for their most recent course of treatment. Figures in italics indicate the base number of FP17s or Patient Questionnaire responses are less than 100. N/A is shown where the base number of responses is less than 10 during the period. % is calculated as Quantity/Base number*100

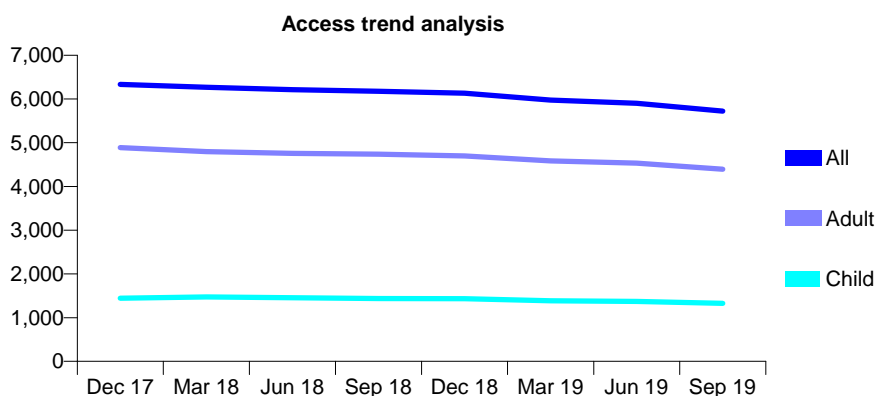
Q48 - Vital Signs At a Glance Contract Report for 101370/0051 - September 2019

Name or company name	Petrie Tucker & Partners Ltd
Contract type name	GDS Contract
Purpose of contract	General
Contract start date	01/04/2006
Contract end date	

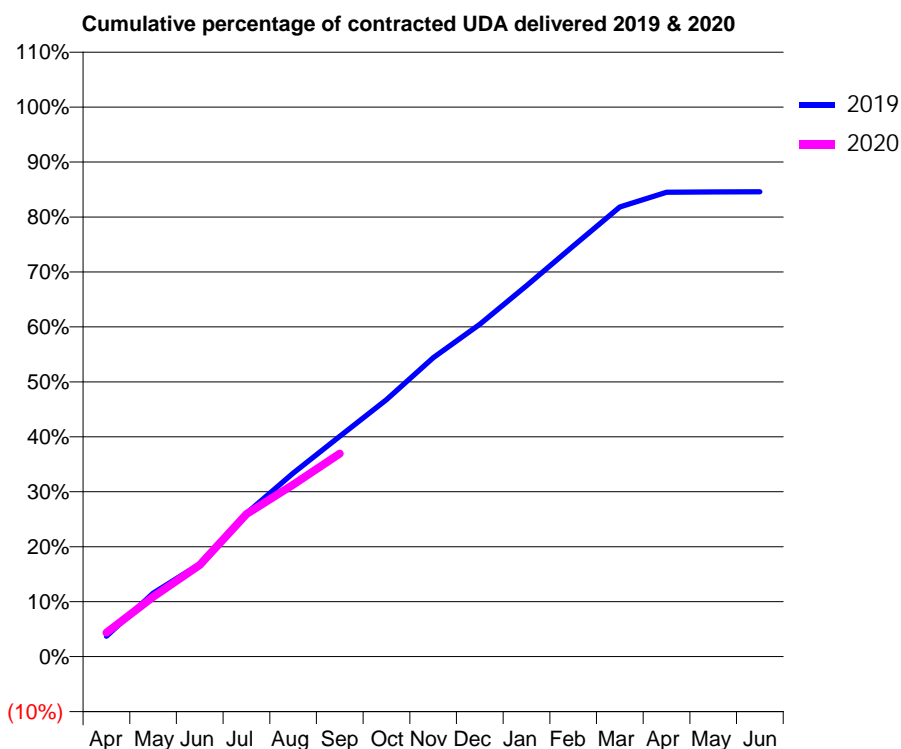
19/20 Contracted general activity (UDA)	20,143
Carry forward general activity (UDA)	0
19/20 Contracted orthodontic activity (UOA)	0
Carry forward orthodontic activity (UOA)	0
Baseline contract value	£531,878.38

ACCESS*

Patients seen in 24 months	Total	Change since previous quarter
Quarter ending September 2018	6,175	
Quarter ending December 2018	6,131	→
Quarter ending March 2019	5,973	↓
Quarter ending June 2019	5,905	↓
Quarter ending September 2019	5,723	↓
Variance since September 2018	(7.3%)	↓



ACTIVITY



Month	Adjusted Scheduled Activity (UDA)	
	2019	2020
April	750	878
May	2,329	2,191
June	3,397	3,362
July	5,252	5,222
August	6,728	6,304
September	8,071	7,442
October	9,418	
November	10,956	
December	12,180	
January	13,595	
February	15,050	
March	16,481	
April	17,020	
May	17,034	
June	17,035	

QUALITY

	Quantity	Base Number	Contract	AT	Region	England
% of FP17s for the same patient ID Re-attending within 3 months - Children	53	702	7.5%	11.0%	12.1%	11.5%
% of FP17s for the same patient ID Re-attending within 3 months - Adults	392	2,415	16.2%	16.2%	15.6%	15.4%
% of FP17s for the same patient ID Re-attending between 3 & 9 months - Children	258	702	36.8%	54.3%	61.2%	59.7%
% of FP17s for the same patient ID Re-attending between 3 & 9 months - Adults	931	2,415	38.6%	45.7%	54.3%	51.7%
% of FP17s for Band 1 Urgent Courses	416	2,948	14.1%	12.2%	9.1%	9.2%
% of FP17s Relating to Free Repair or Replacements	15	2,948	0.5%	0.9%	0.9%	0.7%
% of FP17s Relating to Continuations	39	2,948	1.3%	1.0%	1.0%	0.8%
% of Patients satisfied with the dentistry they have received	4	4	N/A	94.0%	94.4%	93.5%
% of Patients satisfied with the time they had to wait for an appointment	4	4	N/A	89.8%	88.1%	87.4%

* This is based on patients treated on this contract for their most recent course of treatment. Figures in italics indicate the base number of FP17s or Patient Questionnaire responses are less than 100. N/A is shown where the base number of responses is less than 10 during the period. % is calculated as Quantity/Base number*100

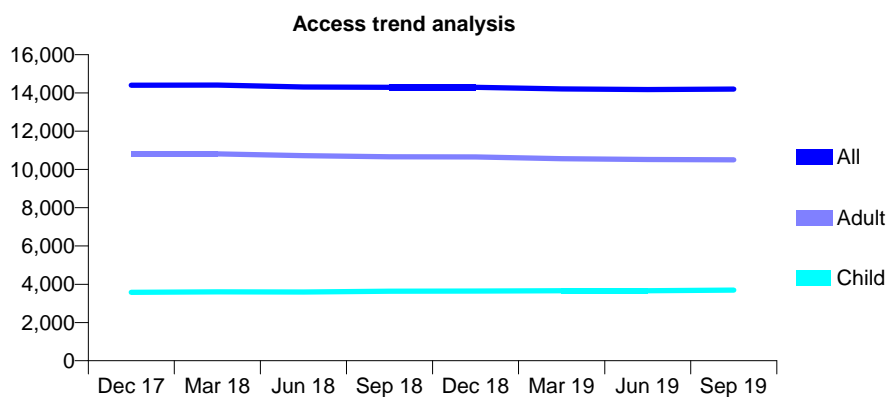
Q48 - Vital Signs At a Glance Contract Report for 101370/0052 - September 2019

Name or company name	Petrie Tucker & Partners Ltd
Contract type name	GDS Contract
Purpose of contract	General
Contract start date	01/04/2006
Contract end date	

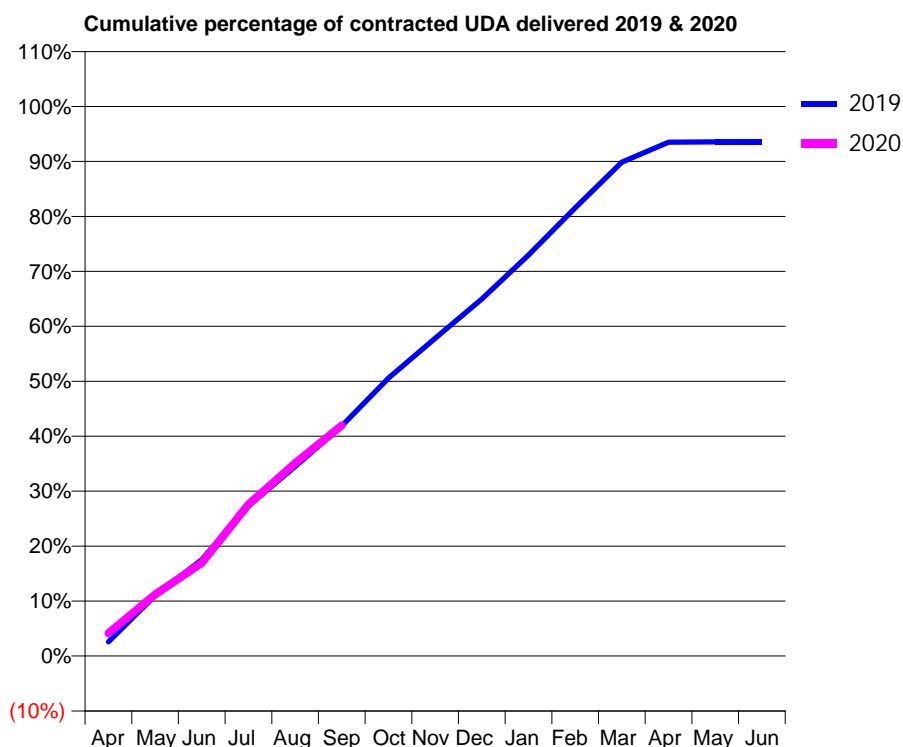
19/20 Contracted general activity (UDA)	49,672
Carry forward general activity (UDA)	0
19/20 Contracted orthodontic activity (UOA)	0
Carry forward orthodontic activity (UOA)	0
Baseline contract value	£1,311,587.88

ACCESS*

Patients seen in 24 months	Total	Change since previous quarter
Quarter ending September 2018	14,295	
Quarter ending December 2018	14,297	→
Quarter ending March 2019	14,212	→
Quarter ending June 2019	14,175	→
Quarter ending September 2019	14,197	→
Variance since September 2018	(0.7%)	→



ACTIVITY



Month	Adjusted Scheduled Activity (UDA)	
	2019	2020
April	1,287	2,065
May	5,482	5,557
June	8,693	8,412
July	13,577	13,717
August	17,139	17,430
September	20,802	20,832
October	25,119	
November	28,713	
December	32,267	
January	36,243	
February	40,508	
March	44,634	
April	46,443	
May	46,472	
June	46,471	

QUALITY

	Quantity	Base Number	Contract	AT	Region	England
% of FP17s for the same patient ID Re-attending within 3 months - Children	172	2,278	7.6%	11.0%	12.1%	11.5%
% of FP17s for the same patient ID Re-attending within 3 months - Adults	623	5,568	11.2%	16.2%	15.6%	15.4%
% of FP17s for the same patient ID Re-attending between 3 & 9 months - Children	1,057	2,278	46.4%	54.3%	61.2%	59.7%
% of FP17s for the same patient ID Re-attending between 3 & 9 months - Adults	2,337	5,568	42.0%	45.7%	54.3%	51.7%
% of FP17s for Band 1 Urgent Courses	560	7,317	7.7%	12.2%	9.1%	9.2%
% of FP17s Relating to Free Repair or Replacements	38	7,317	0.5%	0.9%	0.9%	0.7%
% of FP17s Relating to Continuations	84	7,317	1.1%	1.0%	1.0%	0.8%
% of Patients satisfied with the dentistry they have received	7	7	N/A	94.0%	94.4%	93.5%
% of Patients satisfied with the time they had to wait for an appointment	7	7	N/A	89.8%	88.1%	87.4%

* This is based on patients treated on this contract for their most recent course of treatment. Figures in italics indicate the base number of FP17s or Patient Questionnaire responses are less than 100. N/A is shown where the base number of responses is less than 10 during the period. % is calculated as Quantity/Base number*100

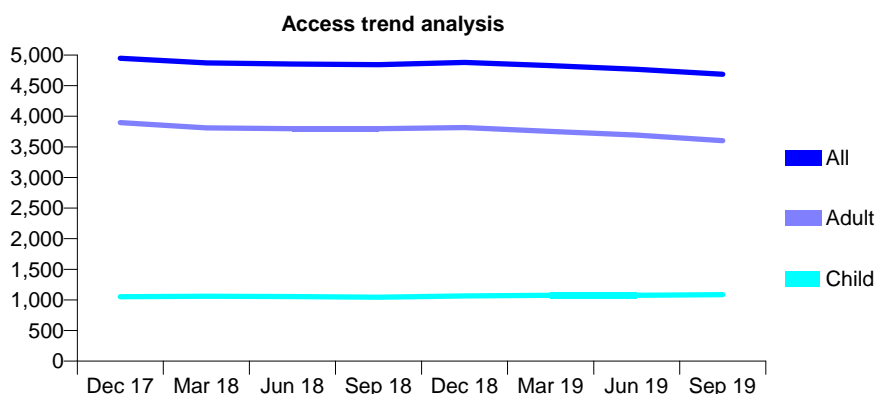
Q48 - Vital Signs At a Glance Contract Report for 101370/0059 - September 2019

Name or company name	Petrie Tucker & Partners Ltd
Contract type name	GDS Contract
Purpose of contract	General
Contract start date	01/04/2006
Contract end date	

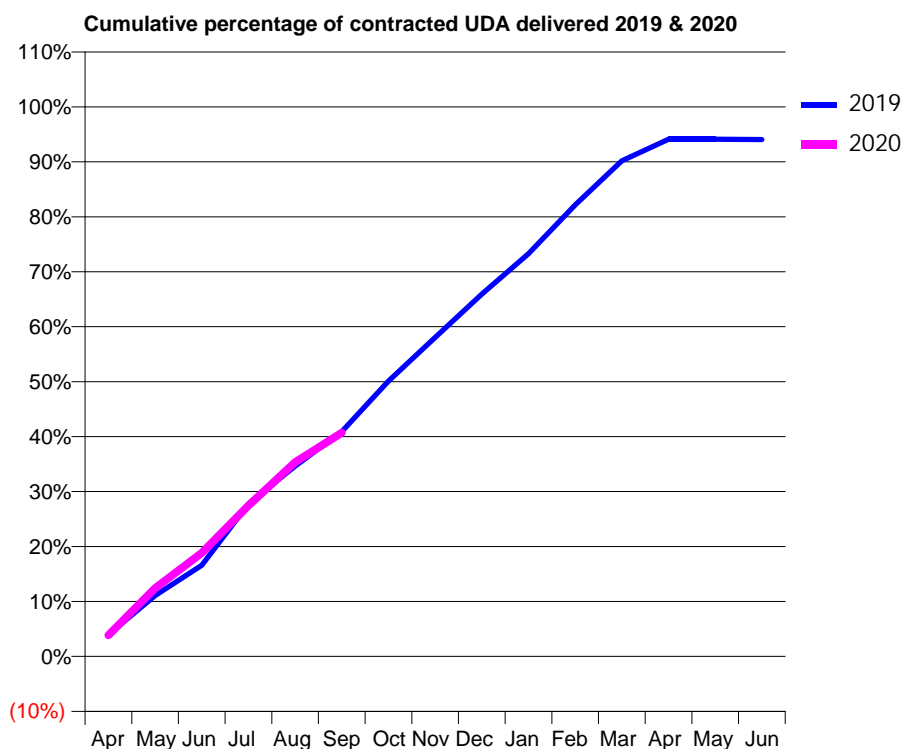
19/20 Contracted general activity (UDA)	15,940
Carry forward general activity (UDA)	0
19/20 Contracted orthodontic activity (UOA)	0
Carry forward orthodontic activity (UOA)	0
Baseline contract value	£455,997.56

ACCESS*

Patients seen in 24 months	Total	Change since previous quarter
Quarter ending September 2018	4,843	
Quarter ending December 2018	4,880	→
Quarter ending March 2019	4,827	↓
Quarter ending June 2019	4,767	↓
Quarter ending September 2019	4,688	↓
Variance since September 2018	(3.2%)	↓



ACTIVITY



Month	2019	2020
April	633	618
May	1,765	1,982
June	2,644	3,003
July	4,424	4,377
August	5,522	5,636
September	6,520	6,490
October	7,985	
November	9,256	
December	10,506	
January	11,681	
February	13,095	
March	14,371	
April	15,001	
May	15,000	
June	14,990	

QUALITY

	Quantity	Base Number	Contract	AT	Region	England
% of FP17s for the same patient ID Re-attending within 3 months - Children	46	780	5.9%	11.0%	12.1%	11.5%
% of FP17s for the same patient ID Re-attending within 3 months - Adults	255	2,002	12.7%	16.2%	15.6%	15.4%
% of FP17s for the same patient ID Re-attending between 3 & 9 months - Children	449	780	57.6%	54.3%	61.2%	59.7%
% of FP17s for the same patient ID Re-attending between 3 & 9 months - Adults	894	2,002	44.7%	45.7%	54.3%	51.7%
% of FP17s for Band 1 Urgent Courses	171	2,585	6.6%	12.2%	9.1%	9.2%
% of FP17s Relating to Free Repair or Replacements	18	2,585	0.7%	0.9%	0.9%	0.7%
% of FP17s Relating to Continuations	56	2,585	2.2%	1.0%	1.0%	0.8%
% of Patients satisfied with the dentistry they have received	3	3	N/A	94.0%	94.4%	93.5%
% of Patients satisfied with the time they had to wait for an appointment	3	3	N/A	89.8%	88.1%	87.4%

* This is based on patients treated on this contract for their most recent course of treatment. Figures in italics indicate the base number of FP17s or Patient Questionnaire responses are less than 100. N/A is shown where the base number of responses is less than 10 during the period. % is calculated as Quantity/Base number*100

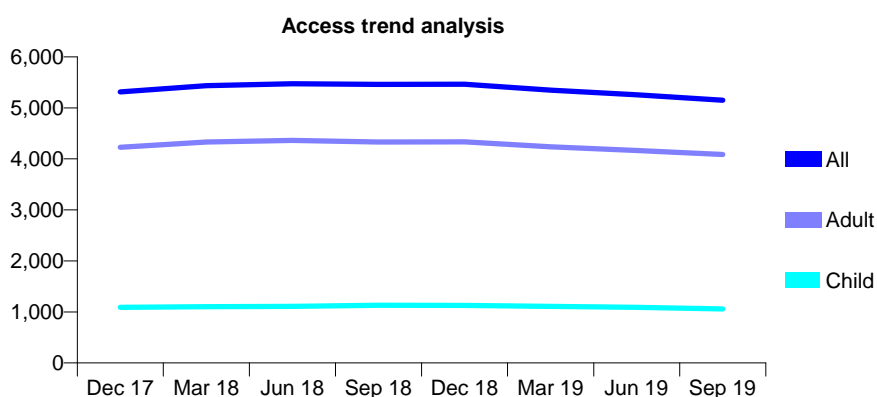
Q48 - Vital Signs At a Glance Contract Report for 101370/0060 - September 2019

Name or company name	Petrie Tucker & Partners Ltd
Contract type name	GDS Contract
Purpose of contract	General
Contract start date	01/04/2006
Contract end date	

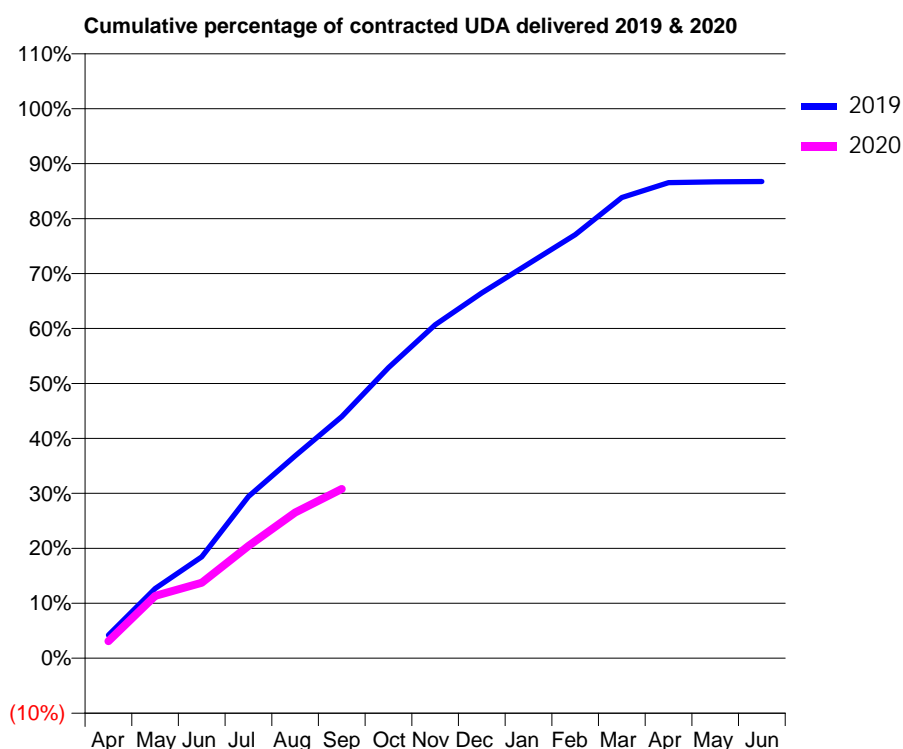
19/20 Contracted general activity (UDA)	17,393
Carry forward general activity (UDA)	0
19/20 Contracted orthodontic activity (UOA)	0
Carry forward orthodontic activity (UOA)	0
Baseline contract value	£543,662.64

ACCESS*

Patients seen in 24 months	Total	Change since previous quarter
Quarter ending September 2018	5,460	
Quarter ending December 2018	5,462	→
Quarter ending March 2019	5,348	↓
Quarter ending June 2019	5,255	↓
Quarter ending September 2019	5,149	↓
Variance since September 2018	(5.7%)	↓



ACTIVITY



Month	2019	2020
April	731	537
May	2,206	1,972
June	3,212	2,387
July	5,119	3,557
August	6,405	4,612
September	7,645	5,357
October	9,195	
November	10,556	
December	11,564	
January	12,482	
February	13,406	
March	14,581	
April	15,049	
May	15,074	
June	15,088	

QUALITY

	Quantity	Base Number	Contract	AT	Region	England
% of FP17s for the same patient ID Re-attending within 3 months - Children	26	493	5.3%	11.0%	12.1%	11.5%
% of FP17s for the same patient ID Re-attending within 3 months - Adults	262	1,901	13.8%	16.2%	15.6%	15.4%
% of FP17s for the same patient ID Re-attending between 3 & 9 months - Children	231	493	46.9%	54.3%	61.2%	59.7%
% of FP17s for the same patient ID Re-attending between 3 & 9 months - Adults	784	1,901	41.2%	45.7%	54.3%	51.7%
% of FP17s for Band 1 Urgent Courses	255	2,192	11.6%	12.2%	9.1%	9.2%
% of FP17s Relating to Free Repair or Replacements	5	2,192	0.2%	0.9%	0.9%	0.7%
% of FP17s Relating to Continuations	29	2,192	1.3%	1.0%	1.0%	0.8%
% of Patients satisfied with the dentistry they have received	2	3	N/A	94.0%	94.4%	93.5%
% of Patients satisfied with the time they had to wait for an appointment	2	3	N/A	89.8%	88.1%	87.4%

* This is based on patients treated on this contract for their most recent course of treatment. Figures in italics indicate the base number of FP17s or Patient Questionnaire responses are less than 100. N/A is shown where the base number of responses is less than 10 during the period. % is calculated as Quantity/Base number*100

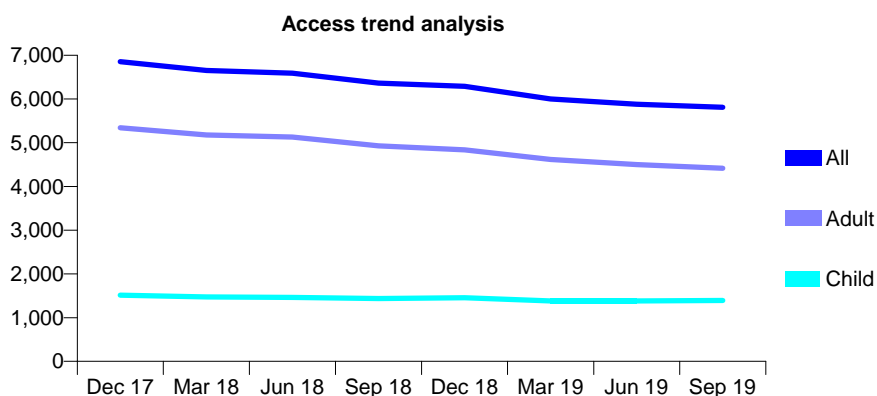
Q48 - Vital Signs At a Glance Contract Report for 103071/0001 - September 2019

Name or company name	200 Picton Road
Contract type name	GDS Contract
Purpose of contract	General
Contract start date	01/07/2009
Contract end date	

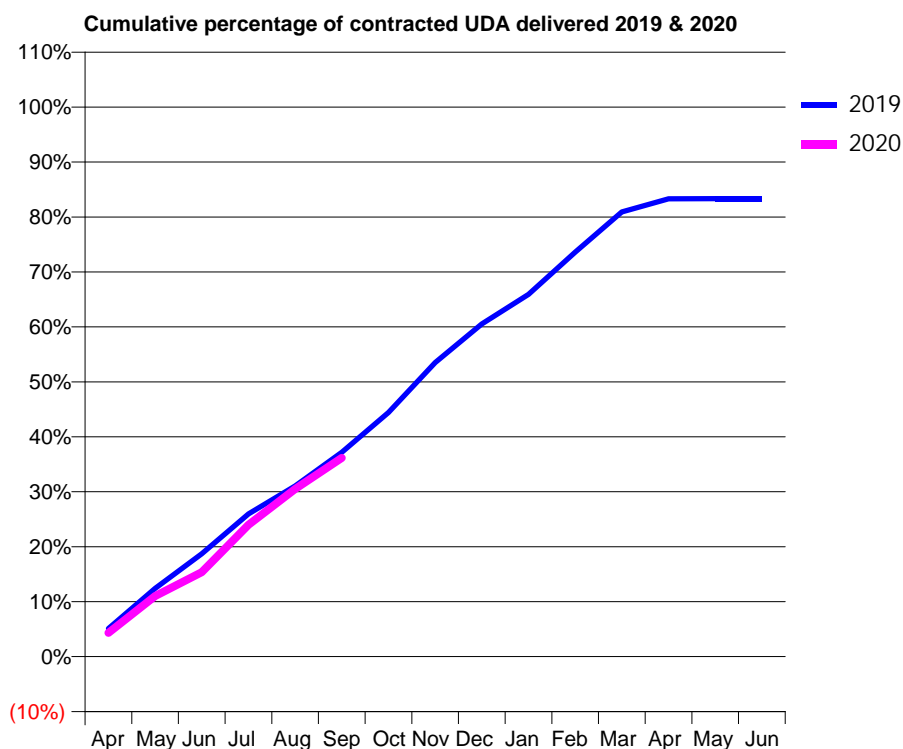
19/20 Contracted general activity (UDA)	20,000
Carry forward general activity (UDA)	0
19/20 Contracted orthodontic activity (UOA)	0
Carry forward orthodontic activity (UOA)	0
Baseline contract value	£528,079.15

ACCESS*

Patients seen in 24 months	Total	Change since previous quarter
Quarter ending September 2018	6,365	
Quarter ending December 2018	6,291	↓
Quarter ending March 2019	6,001	↓
Quarter ending June 2019	5,879	↓
Quarter ending September 2019	5,809	↓
Variance since September 2018	(8.7%)	↓



ACTIVITY



Month	Adjusted Scheduled Activity (UDA)	
	2019	2020
April	1,022	865
May	2,484	2,205
June	3,747	3,076
July	5,194	4,799
August	6,209	6,104
September	7,434	7,227
October	8,886	
November	10,702	
December	12,108	
January	13,187	
February	14,722	
March	16,182	
April	16,661	
May	16,669	
June	16,664	

QUALITY

	Quantity	Base Number	Contract	AT	Region	England
% of FP17s for the same patient ID Re-attending within 3 months - Children	41	747	5.5%	11.0%	12.1%	11.5%
% of FP17s for the same patient ID Re-attending within 3 months - Adults	210	1,870	11.2%	16.2%	15.6%	15.4%
% of FP17s for the same patient ID Re-attending between 3 & 9 months - Children	269	747	36.0%	54.3%	61.2%	59.7%
% of FP17s for the same patient ID Re-attending between 3 & 9 months - Adults	544	1,870	29.1%	45.7%	54.3%	51.7%
% of FP17s for Band 1 Urgent Courses	200	2,452	8.2%	12.2%	9.1%	9.2%
% of FP17s Relating to Free Repair or Replacements	12	2,452	0.5%	0.9%	0.9%	0.7%
% of FP17s Relating to Continuations	23	2,452	0.9%	1.0%	1.0%	0.8%
% of Patients satisfied with the dentistry they have received	0	0	N/A	94.0%	94.4%	93.5%
% of Patients satisfied with the time they had to wait for an appointment	0	0	N/A	89.8%	88.1%	87.4%

* This is based on patients treated on this contract for their most recent course of treatment. Figures in italics indicate the base number of FP17s or Patient Questionnaire responses are less than 100. N/A is shown where the base number of responses is less than 10 during the period. % is calculated as Quantity/Base number*100

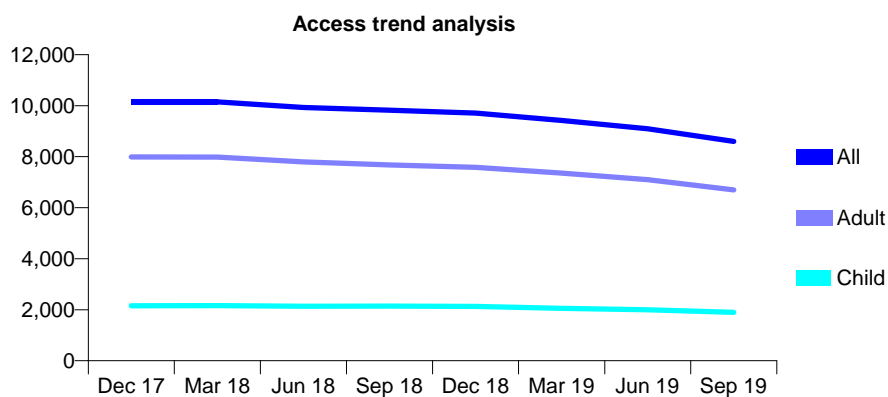
Q48 - Vital Signs At a Glance Contract Report for 107050/0001 - September 2019

Name or company name	IDH 363 LIMITED
Contract type name	GDS Contract
Purpose of contract	General
Contract start date	01/09/2009
Contract end date	

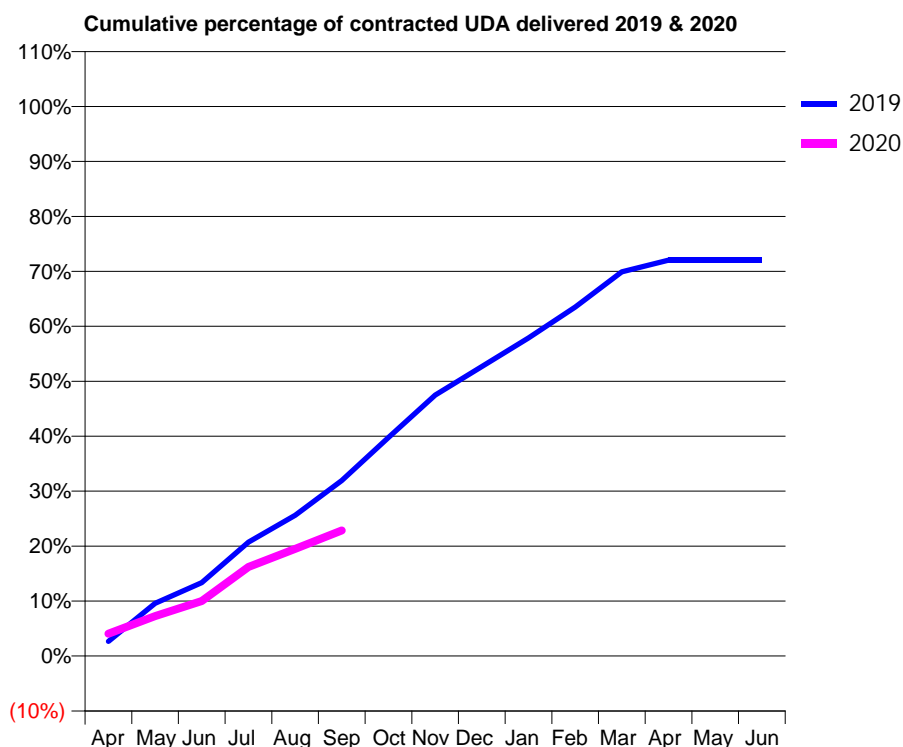
19/20 Contracted general activity (UDA)	29,500
Carry forward general activity (UDA)	0
19/20 Contracted orthodontic activity (UOA)	0
Carry forward orthodontic activity (UOA)	0
Baseline contract value	£765,597.59

ACCESS*

Patients seen in 24 months	Total	Change since previous quarter
Quarter ending September 2018	9,820	
Quarter ending December 2018	9,713	↓
Quarter ending March 2019	9,420	↓
Quarter ending June 2019	9,098	↓
Quarter ending September 2019	8,600	↓
Variance since September 2018	(12.4%)	↓



ACTIVITY



Month	Adjusted Scheduled Activity (UDA)	
	2019	2020
April	788	1,197
May	2,828	2,141
June	3,939	2,954
July	6,109	4,780
August	7,553	5,754
September	9,425	6,743
October	11,729	
November	14,005	
December	15,537	
January	17,076	
February	18,730	
March	20,617	
April	21,251	
May	21,252	
June	21,253	

QUALITY

	Quantity	Base Number	Contract	AT	Region	England
% of FP17s for the same patient ID Re-attending within 3 months - Children	26	723	3.6%	11.0%	12.1%	11.5%
% of FP17s for the same patient ID Re-attending within 3 months - Adults	272	2,334	11.7%	16.2%	15.6%	15.4%
% of FP17s for the same patient ID Re-attending between 3 & 9 months - Children	277	723	38.3%	54.3%	61.2%	59.7%
% of FP17s for the same patient ID Re-attending between 3 & 9 months - Adults	641	2,334	27.5%	45.7%	54.3%	51.7%
% of FP17s for Band 1 Urgent Courses	246	2,844	8.6%	12.2%	9.1%	9.2%
% of FP17s Relating to Free Repair or Replacements	17	2,844	0.6%	0.9%	0.9%	0.7%
% of FP17s Relating to Continuations	45	2,844	1.6%	1.0%	1.0%	0.8%
% of Patients satisfied with the dentistry they have received	6	8	N/A	94.0%	94.4%	93.5%
% of Patients satisfied with the time they had to wait for an appointment	5	8	N/A	89.8%	88.1%	87.4%

* This is based on patients treated on this contract for their most recent course of treatment. Figures in italics indicate the base number of FP17s or Patient Questionnaire responses are less than 100. N/A is shown where the base number of responses is less than 10 during the period. % is calculated as Quantity/Base number*100

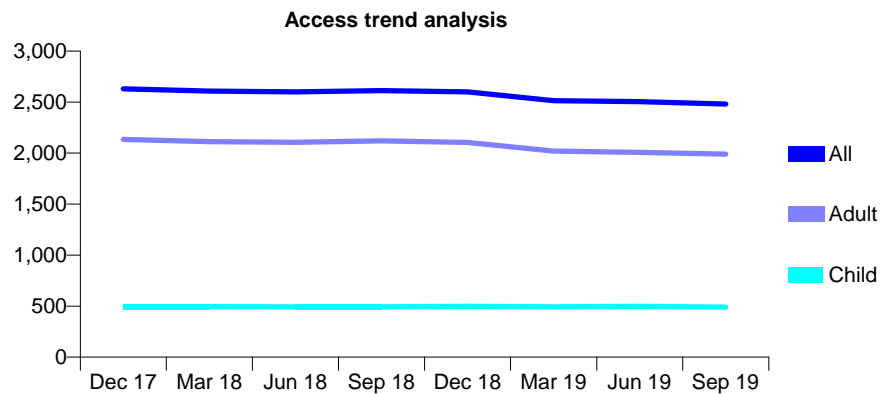
Q48 - Vital Signs At a Glance Contract Report for 108073/0001 - September 2019

Name or company name	Esteem Dental Care Limited
Contract type name	GDS Contract
Purpose of contract	General
Contract start date	01/04/2014
Contract end date	

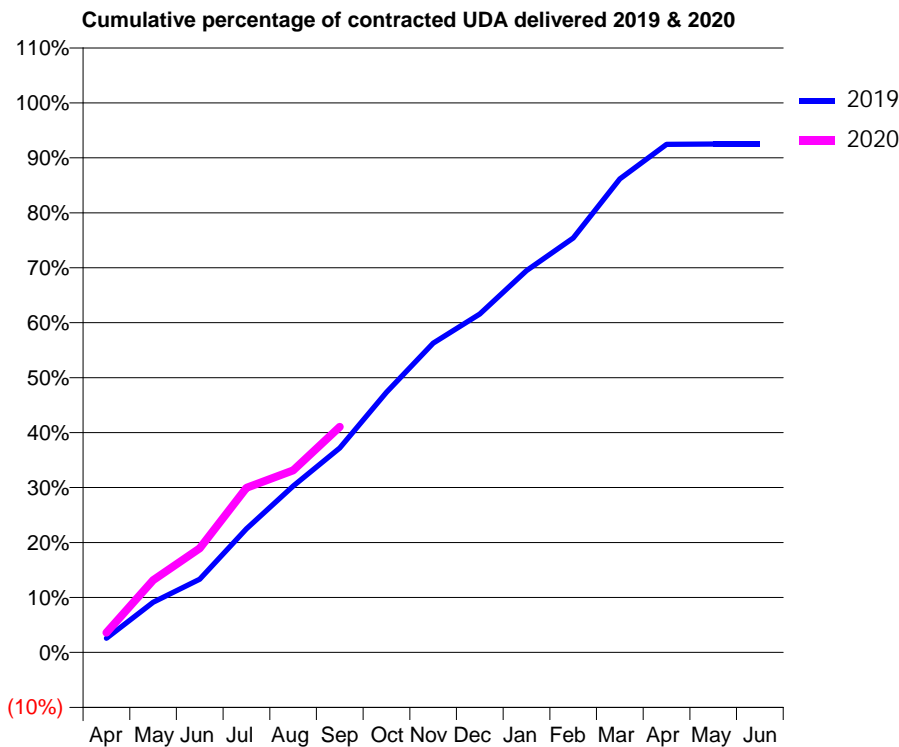
19/20 Contracted general activity (UDA)	7,971
Carry forward general activity (UDA)	0
19/20 Contracted orthodontic activity (UOA)	0
Carry forward orthodontic activity (UOA)	0
Baseline contract value	£210,474.05

ACCESS*

Patients seen in 24 months	Total	Change since previous quarter
Quarter ending September 2018	2,613	
Quarter ending December 2018	2,601	→
Quarter ending March 2019	2,513	↓
Quarter ending June 2019	2,504	→
Quarter ending September 2019	2,480	→
Variance since September 2018	(5.1%)	↓



ACTIVITY



Month	2019	2020
April	207	287
May	728	1,047
June	1,064	1,509
July	1,794	2,388
August	2,412	2,642
September	2,967	3,272
October	3,772	
November	4,487	
December	4,909	
January	5,537	
February	6,011	
March	6,868	
April	7,369	
May	7,375	
June	7,375	

QUALITY

	Quantity	Base Number	Contract	AT	Region	England
% of FP17s for the same patient ID Re-attending within 3 months - Children	13	290	4.5%	11.0%	12.1%	11.5%
% of FP17s for the same patient ID Re-attending within 3 months - Adults	50	1,112	4.5%	16.2%	15.6%	15.4%
% of FP17s for the same patient ID Re-attending between 3 & 9 months - Children	161	290	55.5%	54.3%	61.2%	59.7%
% of FP17s for the same patient ID Re-attending between 3 & 9 months - Adults	586	1,112	52.7%	45.7%	54.3%	51.7%
% of FP17s for Band 1 Urgent Courses	56	1,248	4.5%	12.2%	9.1%	9.2%
% of FP17s Relating to Free Repair or Replacements	16	1,248	1.3%	0.9%	0.9%	0.7%
% of FP17s Relating to Continuations	0	1,248	0.0%	1.0%	1.0%	0.8%
% of Patients satisfied with the dentistry they have received	2	3	N/A	94.0%	94.4%	93.5%
% of Patients satisfied with the time they had to wait for an appointment	3	3	N/A	89.8%	88.1%	87.4%

* This is based on patients treated on this contract for their most recent course of treatment. Figures in italics indicate the base number of FP17s or Patient Questionnaire responses are less than 100. N/A is shown where the base number of responses is less than 10 during the period. % is calculated as Quantity/Base number*100

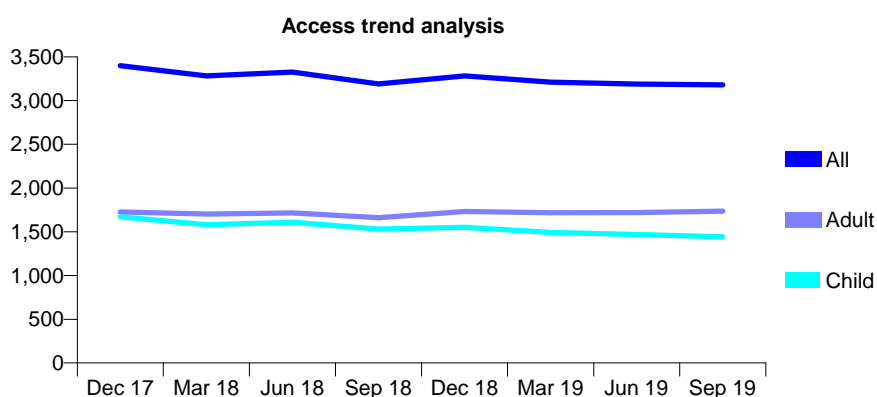
Q48 - Vital Signs At a Glance Contract Report for 109525/0005 - September 2019

Name or company name	Liverpool Dental Directorate
Contract type name	PDS Contract
Purpose of contract	General
Contract start date	01/04/2015
Contract end date	31/03/2021

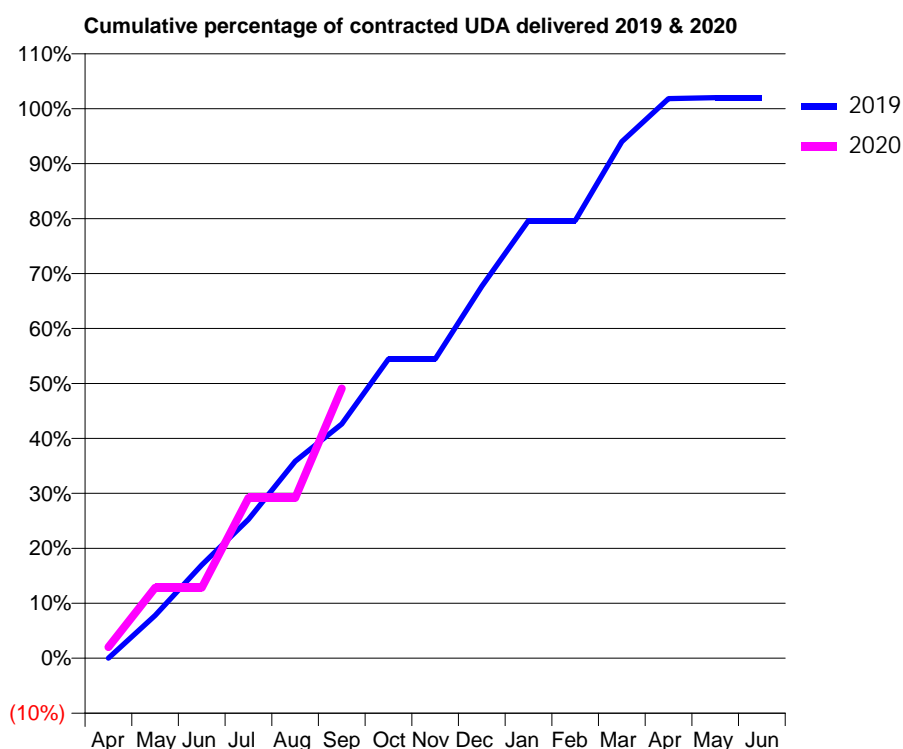
19/20 Contracted general activity (UDA)	5,695
Carry forward general activity (UDA)	0
19/20 Contracted orthodontic activity (UOA)	0
Carry forward orthodontic activity (UOA)	0
Baseline contract value	£2,050,898.61

ACCESS*

Patients seen in 24 months	Total	Change since previous quarter
Quarter ending September 2018	3,191	
Quarter ending December 2018	3,283	↑
Quarter ending March 2019	3,211	↓
Quarter ending June 2019	3,188	→
Quarter ending September 2019	3,181	→
Variance since September 2018	(0.3%)	→



ACTIVITY



Adjusted Scheduled Activity (UDA)		
Month	2019	2020
April	0	115
May	444	731
June	966	731
July	1,439	1,662
August	2,040	1,662
September	2,427	2,795
October	3,101	
November	3,101	
December	3,854	
January	4,535	
February	4,535	
March	5,353	
April	5,799	
May	5,810	
June	5,810	

QUALITY

	Quantity	Base Number	Contract	AT	Region	England
% of FP17s for the same patient ID Re-attending within 3 months - Children	62	1,059	5.9%	11.0%	12.1%	11.5%
% of FP17s for the same patient ID Re-attending within 3 months - Adults	82	1,003	8.2%	16.2%	15.6%	15.4%
% of FP17s for the same patient ID Re-attending between 3 & 9 months - Children	234	1,059	22.1%	54.3%	61.2%	59.7%
% of FP17s for the same patient ID Re-attending between 3 & 9 months - Adults	297	1,003	29.6%	45.7%	54.3%	51.7%
% of FP17s for Band 1 Urgent Courses	64	1,743	3.7%	12.2%	9.1%	9.2%
% of FP17s Relating to Free Repair or Replacements	1	1,743	0.1%	0.9%	0.9%	0.7%
% of FP17s Relating to Continuations	1	1,743	0.1%	1.0%	1.0%	0.8%
% of Patients satisfied with the dentistry they have received	0	0	N/A	94.0%	94.4%	93.5%
% of Patients satisfied with the time they had to wait for an appointment	0	0	N/A	89.8%	88.1%	87.4%

* This is based on patients treated on this contract for their most recent course of treatment.

Figures in italics indicate the base number of FP17s or Patient Questionnaire responses are less than 100. N/A is shown where the base number of responses is less than 10 during the period. % is calculated as Quantity/Base number*100

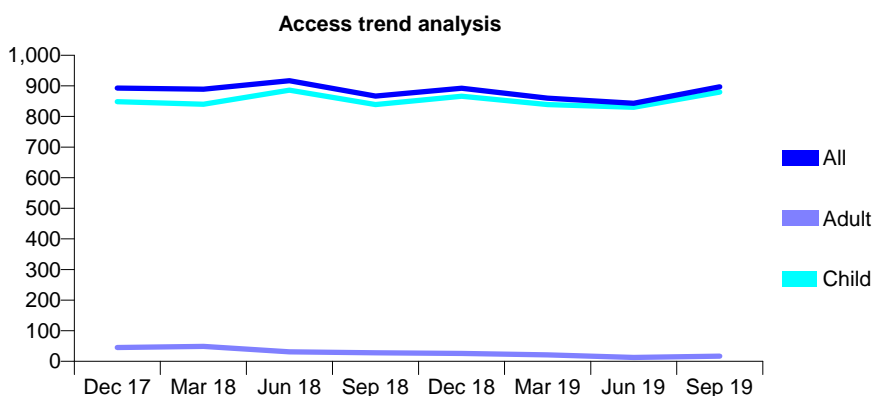
Q48 - Vital Signs At a Glance Contract Report for 109525/0006 - September 2019

Name or company name	Liverpool Dental Directorate
Contract type name	PDS Contract
Purpose of contract	General
Contract start date	01/04/2015
Contract end date	31/03/2021

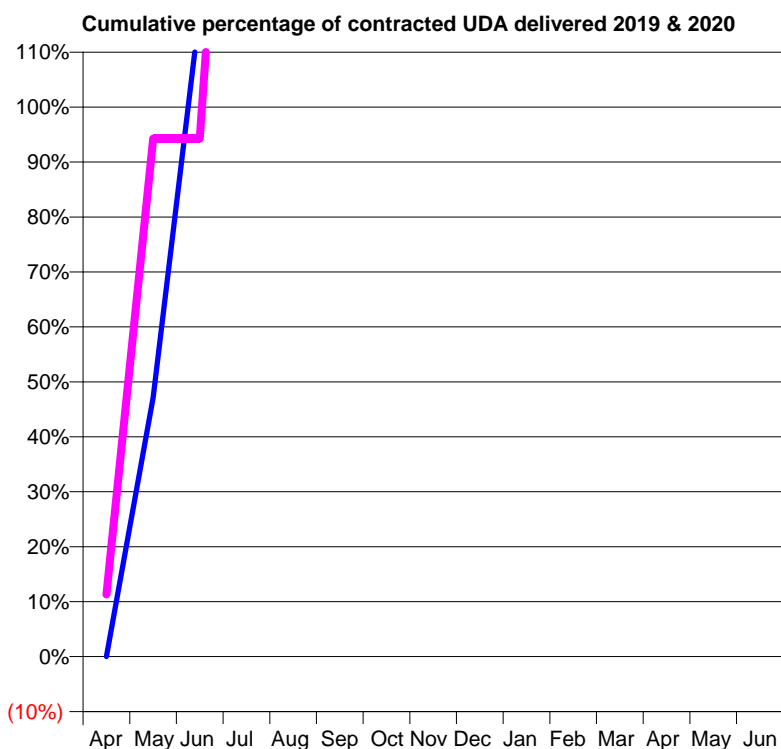
19/20 Contracted general activity (UDA)	433
Carry forward general activity (UDA)	0
19/20 Contracted orthodontic activity (UOA)	0
Carry forward orthodontic activity (UOA)	0
Baseline contract value	£855,834.69

ACCESS*

Patients seen in 24 months	Total	Change since previous quarter
Quarter ending September 2018	867	
Quarter ending December 2018	892	↑
Quarter ending March 2019	860	↓
Quarter ending June 2019	843	↓
Quarter ending September 2019	897	↑
Variance since September 2018	3.5%	↑



ACTIVITY



Month	Adjusted Scheduled Activity (UDA)	
	2019	2020
April	0	49
May	204	408
June	509	408
July	748	938
August	1,020	938
September	1,190	1,508
October	1,440	
November	1,440	
December	1,789	
January	2,119	
February	2,119	
March	2,441	
April	2,668	
May	2,698	
June	2,698	

QUALITY

	Quantity	Base Number	Contract	AT	Region	England
% of FP17s for the same patient ID Re-attending within 3 months - Children	3	738	0.4%	11.0%	12.1%	11.5%
% of FP17s for the same patient ID Re-attending within 3 months - Adults	0	7	0.0%	16.2%	15.6%	15.4%
% of FP17s for the same patient ID Re-attending between 3 & 9 months - Children	1	738	0.1%	54.3%	61.2%	59.7%
% of FP17s for the same patient ID Re-attending between 3 & 9 months - Adults	0	7	0.0%	45.7%	54.3%	51.7%
% of FP17s for Band 1 Urgent Courses	1	615	0.2%	12.2%	9.1%	9.2%
% of FP17s Relating to Free Repair or Replacements	0	615	0.0%	0.9%	0.9%	0.7%
% of FP17s Relating to Continuations	0	615	0.0%	1.0%	1.0%	0.8%
% of Patients satisfied with the dentistry they have received	0	0	N/A	94.0%	94.4%	93.5%
% of Patients satisfied with the time they had to wait for an appointment	0	0	N/A	89.8%	88.1%	87.4%

* This is based on patients treated on this contract for their most recent course of treatment. Figures in italics indicate the base number of FP17s or Patient Questionnaire responses are less than 100. N/A is shown where the base number of responses is less than 10 during the period. % is calculated as Quantity/Base number*100

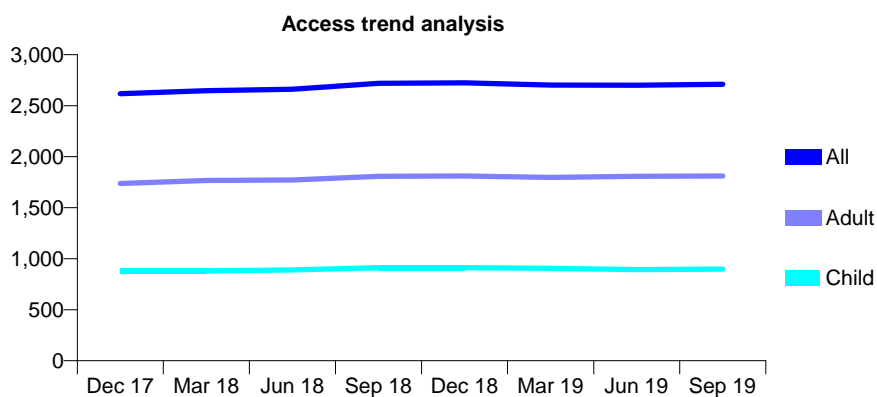
Q48 - Vital Signs At a Glance Contract Report for 109568/0001 - September 2019

Name or company name	Childwall Fiveways Dental Practice
Contract type name	GDS Contract
Purpose of contract	General
Contract start date	05/10/2012
Contract end date	

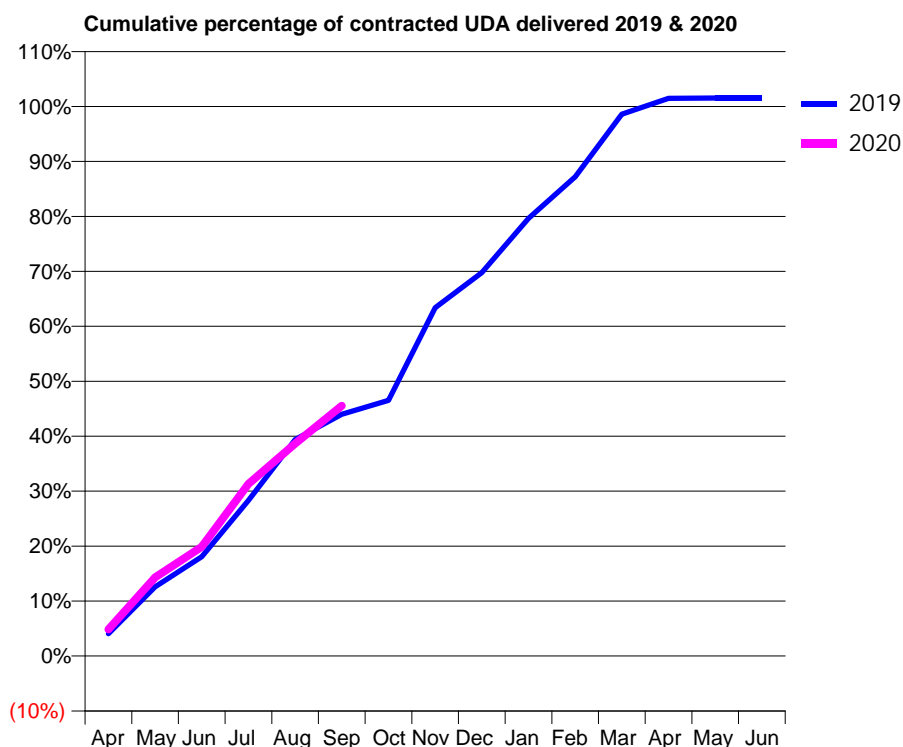
19/20 Contracted general activity (UDA)	8,307
Carry forward general activity (UDA)	0
19/20 Contracted orthodontic activity (UOA)	0
Carry forward orthodontic activity (UOA)	0
Baseline contract value	£219,346.11

ACCESS*

Patients seen in 24 months	Total	Change since previous quarter
Quarter ending September 2018	2,719	
Quarter ending December 2018	2,723	→
Quarter ending March 2019	2,702	→
Quarter ending June 2019	2,700	→
Quarter ending September 2019	2,709	→
Variance since September 2018	(0.4%)	→



ACTIVITY



Month	Adjusted Scheduled Activity (UDA)	
	2019	2020
April	337	403
May	1,048	1,190
June	1,501	1,652
July	2,354	2,602
August	3,273	3,212
September	3,655	3,783
October	3,865	
November	5,266	
December	5,794	
January	6,616	
February	7,245	
March	8,189	
April	8,429	
May	8,433	
June	8,433	

QUALITY

	Quantity	Base Number	Contract	AT	Region	England
% of FP17s for the same patient ID Re-attending within 3 months - Children	77	787	9.8%	11.0%	12.1%	11.5%
% of FP17s for the same patient ID Re-attending within 3 months - Adults	136	1,169	11.6%	16.2%	15.6%	15.4%
% of FP17s for the same patient ID Re-attending between 3 & 9 months - Children	566	787	71.9%	54.3%	61.2%	59.7%
% of FP17s for the same patient ID Re-attending between 3 & 9 months - Adults	749	1,169	64.1%	45.7%	54.3%	51.7%
% of FP17s for Band 1 Urgent Courses	103	1,820	5.7%	12.2%	9.1%	9.2%
% of FP17s Relating to Free Repair or Replacements	21	1,820	1.2%	0.9%	0.9%	0.7%
% of FP17s Relating to Continuations	10	1,820	0.5%	1.0%	1.0%	0.8%
% of Patients satisfied with the dentistry they have received	0	0	N/A	94.0%	94.4%	93.5%
% of Patients satisfied with the time they had to wait for an appointment	0	0	N/A	89.8%	88.1%	87.4%

* This is based on patients treated on this contract for their most recent course of treatment. Figures in italics indicate the base number of FP17s or Patient Questionnaire responses are less than 100. N/A is shown where the base number of responses is less than 10 during the period. % is calculated as Quantity/Base number*100

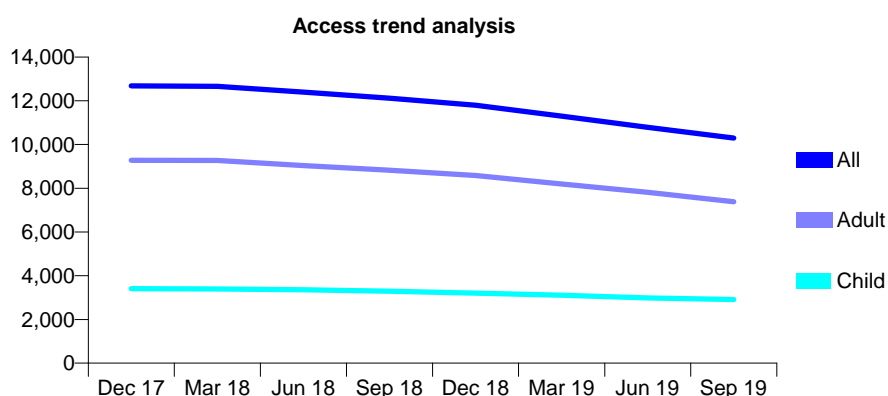
Q48 - Vital Signs At a Glance Contract Report for 111716/0001 - September 2019

Name or company name	Church St Dentists Ltd
Contract type name	GDS Contract
Purpose of contract	General
Contract start date	01/01/2011
Contract end date	

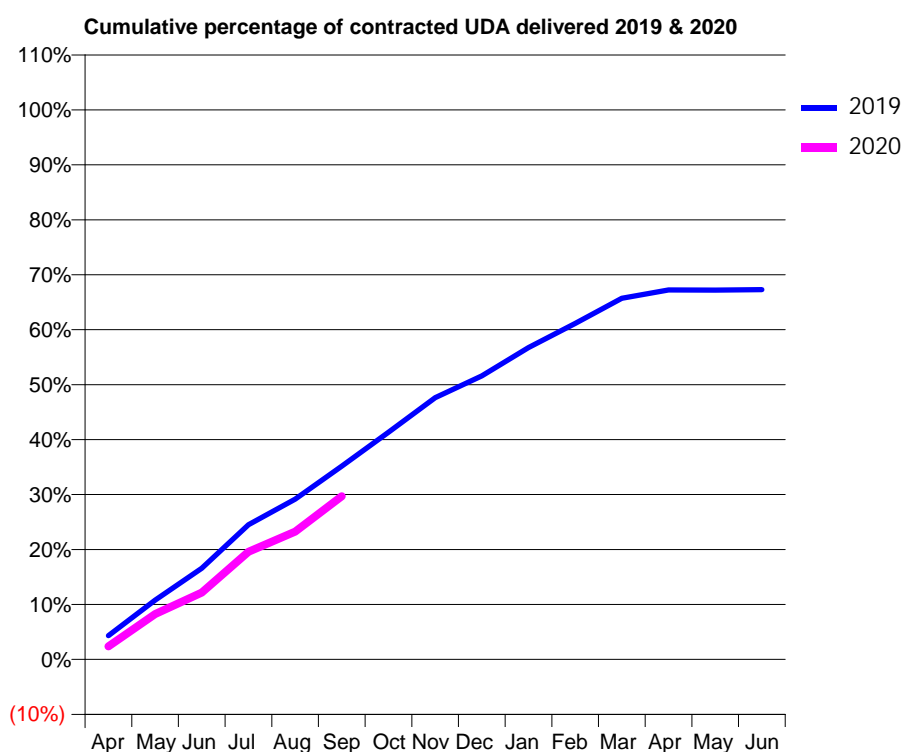
19/20 Contracted general activity (UDA)	46,000
Carry forward general activity (UDA)	0
19/20 Contracted orthodontic activity (UOA)	0
Carry forward orthodontic activity (UOA)	0
Baseline contract value	£1,280,018.82

ACCESS*

Patients seen in 24 months	Total	Change since previous quarter
Quarter ending September 2018	12,119	
Quarter ending December 2018	11,793	↓
Quarter ending March 2019	11,303	↓
Quarter ending June 2019	10,791	↓
Quarter ending September 2019	10,294	↓
Variance since September 2018	(15.1%)	↓



ACTIVITY



Month	2019	2020
April	1,998	1,087
May	4,967	3,799
June	7,629	5,599
July	11,284	9,018
August	13,421	10,703
September	16,176	13,657
October	19,016	
November	21,903	
December	23,731	
January	26,110	
February	28,127	
March	30,233	
April	30,929	
May	30,920	
June	30,945	

QUALITY

	Quantity	Base Number	Contract	AT	Region	England
% of FP17s for the same patient ID Re-attending within 3 months - Children	155	2,208	7.0%	11.0%	12.1%	11.5%
% of FP17s for the same patient ID Re-attending within 3 months - Adults	588	4,429	13.3%	16.2%	15.6%	15.4%
% of FP17s for the same patient ID Re-attending between 3 & 9 months - Children	1,290	2,208	58.4%	54.3%	61.2%	59.7%
% of FP17s for the same patient ID Re-attending between 3 & 9 months - Adults	2,455	4,429	55.4%	45.7%	54.3%	51.7%
% of FP17s for Band 1 Urgent Courses	593	6,275	9.5%	12.2%	9.1%	9.2%
% of FP17s Relating to Free Repair or Replacements	27	6,275	0.4%	0.9%	0.9%	0.7%
% of FP17s Relating to Continuations	56	6,275	0.9%	1.0%	1.0%	0.8%
% of Patients satisfied with the dentistry they have received	2	2	N/A	94.0%	94.4%	93.5%
% of Patients satisfied with the time they had to wait for an appointment	2	2	N/A	89.8%	88.1%	87.4%

* This is based on patients treated on this contract for their most recent course of treatment. Figures in italics indicate the base number of FP17s or Patient Questionnaire responses are less than 100. N/A is shown where the base number of responses is less than 10 during the period. % is calculated as Quantity/Base number*100

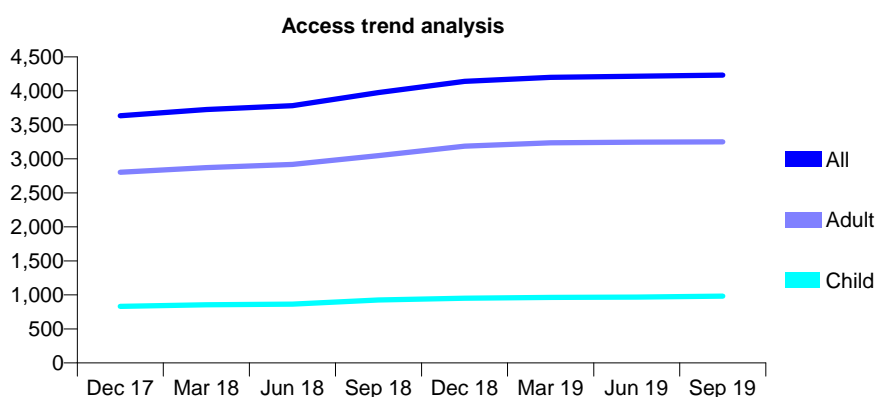
Q48 - Vital Signs At a Glance Contract Report for 112046/0001 - September 2019

Name or company name	Whiston Village Dental Practice Partnership
Contract type name	GDS Contract
Purpose of contract	General
Contract start date	27/03/2015
Contract end date	

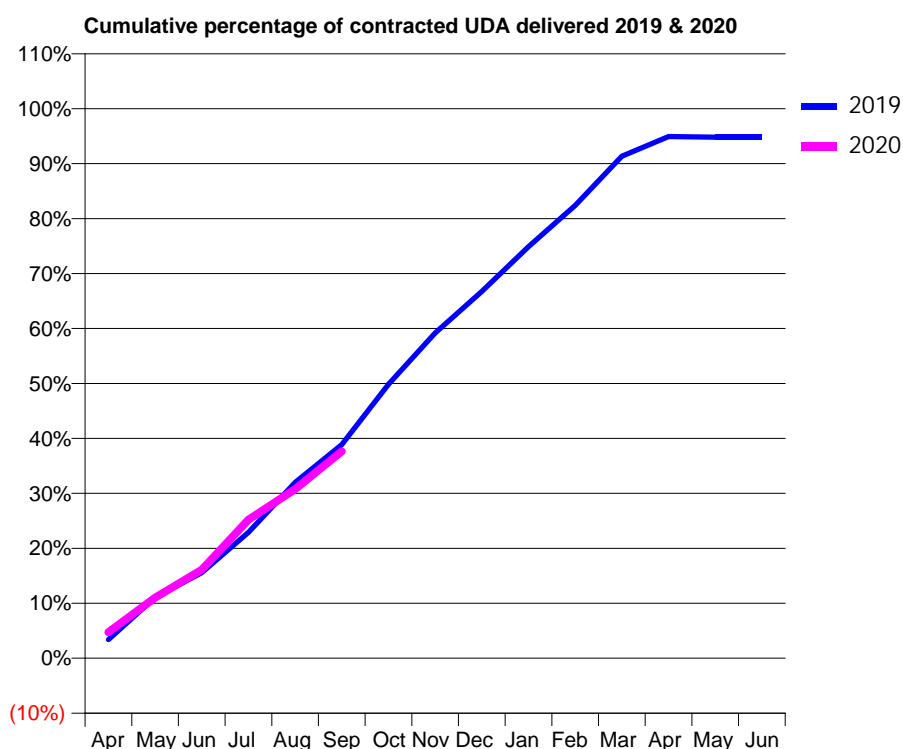
19/20 Contracted general activity (UDA)	13,431
Carry forward general activity (UDA)	0
19/20 Contracted orthodontic activity (UOA)	0
Carry forward orthodontic activity (UOA)	0
Baseline contract value	£366,336.01

ACCESS*

Patients seen in 24 months	Total	Change since previous quarter
Quarter ending September 2018	3,975	
Quarter ending December 2018	4,140	↑
Quarter ending March 2019	4,199	→
Quarter ending June 2019	4,214	→
Quarter ending September 2019	4,232	→
Variance since September 2018	6.5%	↑



ACTIVITY



Month	2019	2020
April	457	637
May	1,483	1,482
June	2,091	2,162
July	3,077	3,386
August	4,296	4,131
September	5,219	5,056
October	6,694	
November	7,952	
December	8,964	
January	10,061	
February	11,067	
March	12,266	
April	12,749	
May	12,734	
June	12,734	

QUALITY

	Quantity	Base Number	Contract	AT	Region	England
% of FP17s for the same patient ID Re-attending within 3 months - Children	32	576	5.6%	11.0%	12.1%	11.5%
% of FP17s for the same patient ID Re-attending within 3 months - Adults	127	1,640	7.7%	16.2%	15.6%	15.4%
% of FP17s for the same patient ID Re-attending between 3 & 9 months - Children	298	576	51.7%	54.3%	61.2%	59.7%
% of FP17s for the same patient ID Re-attending between 3 & 9 months - Adults	711	1,640	43.4%	45.7%	54.3%	51.7%
% of FP17s for Band 1 Urgent Courses	20	2,053	1.0%	12.2%	9.1%	9.2%
% of FP17s Relating to Free Repair or Replacements	27	2,053	1.3%	0.9%	0.9%	0.7%
% of FP17s Relating to Continuations	19	2,053	0.9%	1.0%	1.0%	0.8%
% of Patients satisfied with the dentistry they have received	1	1	N/A	94.0%	94.4%	93.5%
% of Patients satisfied with the time they had to wait for an appointment	1	1	N/A	89.8%	88.1%	87.4%

* This is based on patients treated on this contract for their most recent course of treatment.

Figures in italics indicate the base number of FP17s or Patient Questionnaire responses are less than 100. N/A is shown where the base number of responses is less than 10 during the period. % is calculated as Quantity/Base number*100

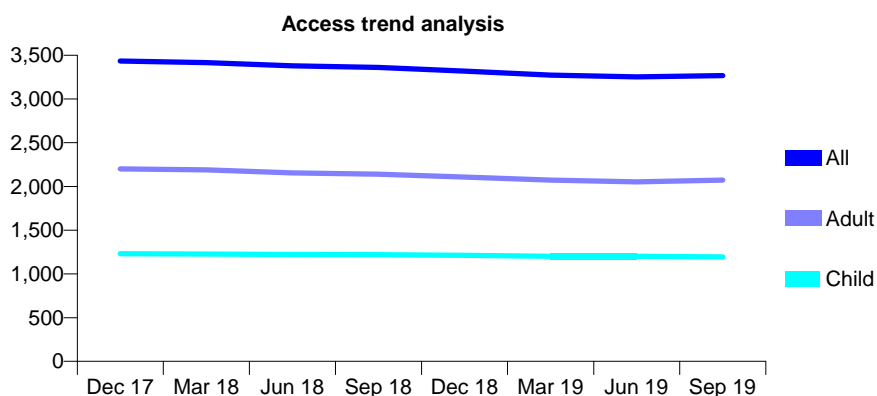
Q48 - Vital Signs At a Glance Contract Report for 113433/0001 - September 2019

Name or company name	Deysbrook Lane Partnership
Contract type name	GDS Contract
Purpose of contract	General
Contract start date	01/07/2011
Contract end date	

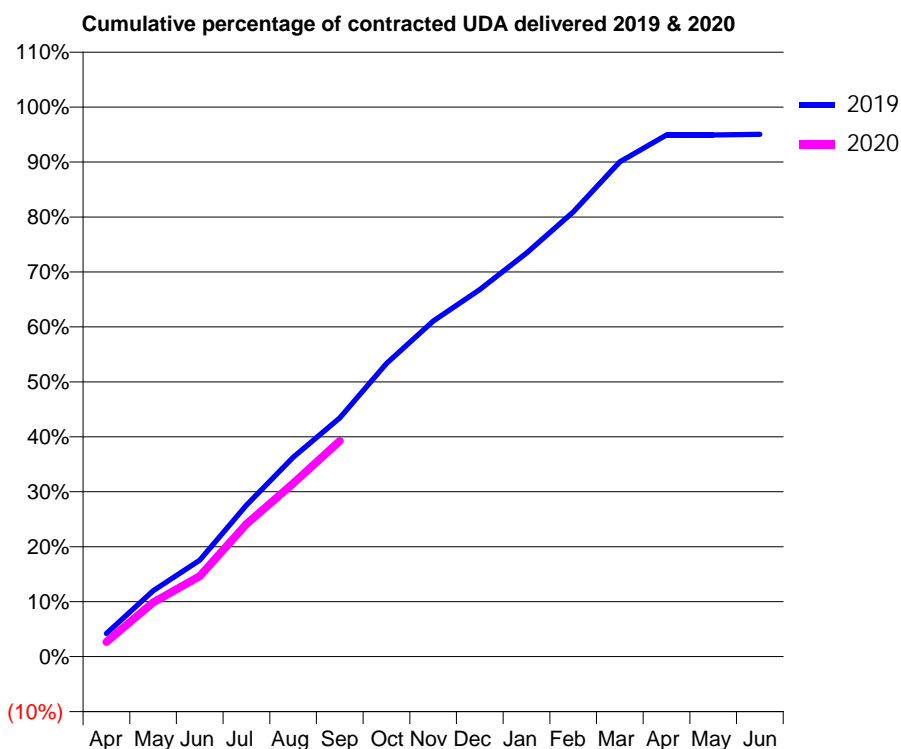
19/20 Contracted general activity (UDA)	11,000
Carry forward general activity (UDA)	0
19/20 Contracted orthodontic activity (UOA)	0
Carry forward orthodontic activity (UOA)	0
Baseline contract value	£290,454.72

ACCESS*

Patients seen in 24 months	Total	Change since previous quarter
Quarter ending September 2018	3,360	
Quarter ending December 2018	3,319	↓
Quarter ending March 2019	3,274	↓
Quarter ending June 2019	3,253	→
Quarter ending September 2019	3,267	→
Variance since September 2018	(2.8%)	↓



ACTIVITY



Month	Adjusted Scheduled Activity (UDA)	
	2019	2020
April	463	293
May	1,320	1,084
June	1,932	1,610
July	3,030	2,656
August	3,990	3,470
September	4,780	4,318
October	5,869	
November	6,717	
December	7,346	
January	8,076	
February	8,901	
March	9,904	
April	10,442	
May	10,441	
June	10,456	

QUALITY

	Quantity	Base Number	Contract	AT	Region	England
% of FP17s for the same patient ID Re-attending within 3 months - Children	116	1,018	11.4%	11.0%	12.1%	11.5%
% of FP17s for the same patient ID Re-attending within 3 months - Adults	251	1,398	18.0%	16.2%	15.6%	15.4%
% of FP17s for the same patient ID Re-attending between 3 & 9 months - Children	612	1,018	60.1%	54.3%	61.2%	59.7%
% of FP17s for the same patient ID Re-attending between 3 & 9 months - Adults	700	1,398	50.1%	45.7%	54.3%	51.7%
% of FP17s for Band 1 Urgent Courses	239	2,214	10.8%	12.2%	9.1%	9.2%
% of FP17s Relating to Free Repair or Replacements	18	2,214	0.8%	0.9%	0.9%	0.7%
% of FP17s Relating to Continuations	12	2,214	0.5%	1.0%	1.0%	0.8%
% of Patients satisfied with the dentistry they have received	1	1	N/A	94.0%	94.4%	93.5%
% of Patients satisfied with the time they had to wait for an appointment	1	1	N/A	89.8%	88.1%	87.4%

* This is based on patients treated on this contract for their most recent course of treatment. Figures in italics indicate the base number of FP17s or Patient Questionnaire responses are less than 100. N/A is shown where the base number of responses is less than 10 during the period. % is calculated as Quantity/Base number*100

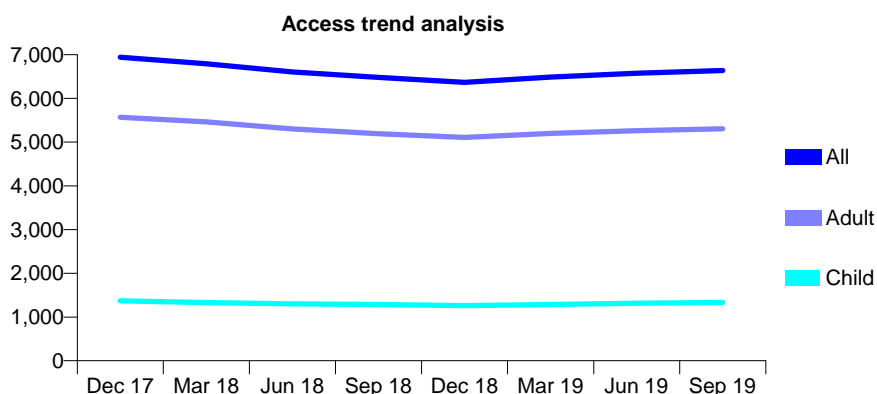
Q48 - Vital Signs At a Glance Contract Report for 116467/0001 - September 2019

Name or company name	IDH 403 Ltd
Contract type name	GDS Contract
Purpose of contract	General
Contract start date	01/01/2010
Contract end date	

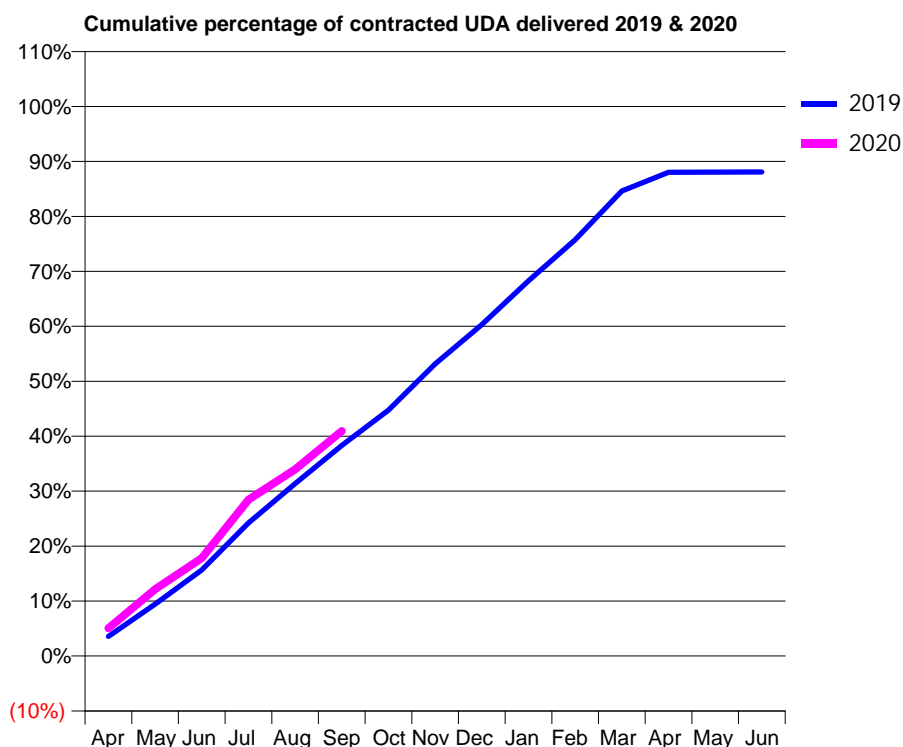
19/20 Contracted general activity (UDA)	19,900
Carry forward general activity (UDA)	0
19/20 Contracted orthodontic activity (UOA)	0
Carry forward orthodontic activity (UOA)	0
Baseline contract value	£486,226.68

ACCESS*

Patients seen in 24 months	Total	Change since previous quarter
Quarter ending September 2018	6,479	
Quarter ending December 2018	6,367	↓
Quarter ending March 2019	6,485	→
Quarter ending June 2019	6,575	→
Quarter ending September 2019	6,638	→
Variance since September 2018	2.5%	↑



ACTIVITY



Month	Adjusted Scheduled Activity (UDA)	
	2019	2020
April	711	1,005
May	1,879	2,422
June	3,117	3,549
July	4,823	5,659
August	6,245	6,762
September	7,623	8,142
October	8,908	
November	10,580	
December	11,998	
January	13,588	
February	15,074	
March	16,837	
April	17,519	
May	17,525	
June	17,526	

QUALITY

	Quantity	Base Number	Contract	AT	Region	England
% of FP17s for the same patient ID Re-attending within 3 months - Children	63	1,072	5.9%	11.0%	12.1%	11.5%
% of FP17s for the same patient ID Re-attending within 3 months - Adults	335	3,166	10.6%	16.2%	15.6%	15.4%
% of FP17s for the same patient ID Re-attending between 3 & 9 months - Children	670	1,072	62.5%	54.3%	61.2%	59.7%
% of FP17s for the same patient ID Re-attending between 3 & 9 months - Adults	1,130	3,166	35.7%	45.7%	54.3%	51.7%
% of FP17s for Band 1 Urgent Courses	272	3,932	6.9%	12.2%	9.1%	9.2%
% of FP17s Relating to Free Repair or Replacements	19	3,932	0.5%	0.9%	0.9%	0.7%
% of FP17s Relating to Continuations	66	3,932	1.7%	1.0%	1.0%	0.8%
% of Patients satisfied with the dentistry they have received	1	1	N/A	94.0%	94.4%	93.5%
% of Patients satisfied with the time they had to wait for an appointment	0	1	N/A	89.8%	88.1%	87.4%

* This is based on patients treated on this contract for their most recent course of treatment. Figures in italics indicate the base number of FP17s or Patient Questionnaire responses are less than 100. N/A is shown where the base number of responses is less than 10 during the period. % is calculated as Quantity/Base number*100

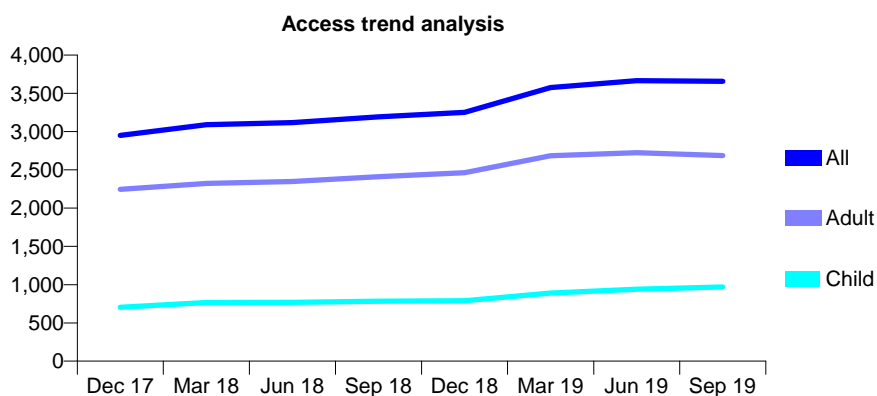
Q48 - Vital Signs At a Glance Contract Report for 117005/0001 - September 2019

Name or company name	Stecewicz
Contract type name	GDS Contract
Purpose of contract	General
Contract start date	01/04/2012
Contract end date	

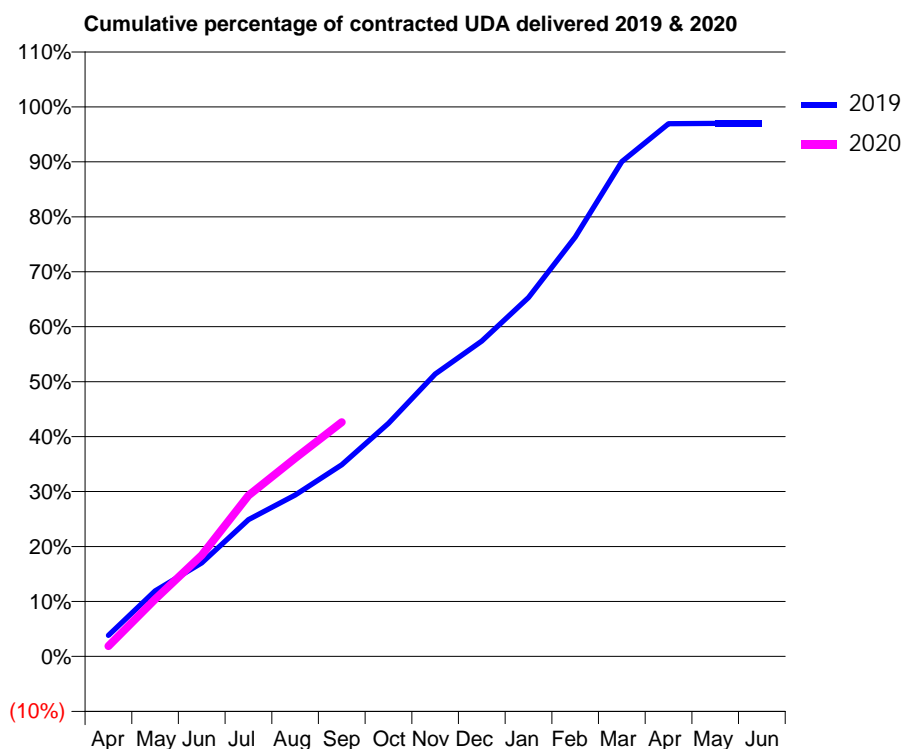
19/20 Contracted general activity (UDA)	10,700
Carry forward general activity (UDA)	322
19/20 Contracted orthodontic activity (UOA)	0
Carry forward orthodontic activity (UOA)	0
Baseline contract value	£242,881.94

ACCESS*

Patients seen in 24 months	Total	Change since previous quarter
Quarter ending September 2018	3,192	
Quarter ending December 2018	3,252	→
Quarter ending March 2019	3,575	↑
Quarter ending June 2019	3,666	↑
Quarter ending September 2019	3,657	→
Variance since September 2018	14.6%	↑



ACTIVITY



Month	2019	2020
April	413	201
May	1,276	1,116
June	1,822	1,973
July	2,663	3,133
August	3,143	3,860
September	3,733	4,562
October	4,537	
November	5,498	
December	6,139	
January	6,988	
February	8,164	
March	9,633	
April	10,372	
May	10,377	
June	10,378	

QUALITY

	Quantity	Base Number	Contract	AT	Region	England
% of FP17s for the same patient ID Re-attending within 3 months - Children	137	878	15.6%	11.0%	12.1%	11.5%
% of FP17s for the same patient ID Re-attending within 3 months - Adults	300	1,563	19.2%	16.2%	15.6%	15.4%
% of FP17s for the same patient ID Re-attending between 3 & 9 months - Children	430	878	49.0%	54.3%	61.2%	59.7%
% of FP17s for the same patient ID Re-attending between 3 & 9 months - Adults	650	1,563	41.6%	45.7%	54.3%	51.7%
% of FP17s for Band 1 Urgent Courses	310	2,155	14.4%	12.2%	9.1%	9.2%
% of FP17s Relating to Free Repair or Replacements	16	2,155	0.7%	0.9%	0.9%	0.7%
% of FP17s Relating to Continuations	27	2,155	1.3%	1.0%	1.0%	0.8%
% of Patients satisfied with the dentistry they have received	2	3	N/A	94.0%	94.4%	93.5%
% of Patients satisfied with the time they had to wait for an appointment	2	3	N/A	89.8%	88.1%	87.4%

* This is based on patients treated on this contract for their most recent course of treatment. Figures in italics indicate the base number of FP17s or Patient Questionnaire responses are less than 100. N/A is shown where the base number of responses is less than 10 during the period. % is calculated as Quantity/Base number*100

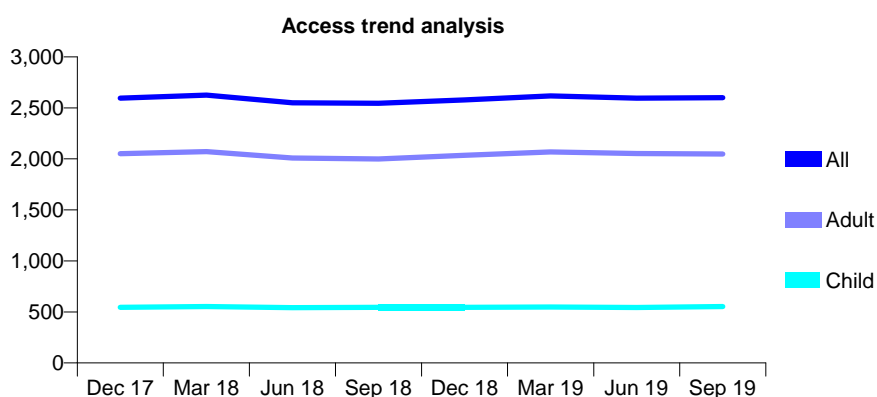
Q48 - Vital Signs At a Glance Contract Report for 121355/0001 - September 2019

Name or company name	J Walker & A Dunn
Contract type name	GDS Contract
Purpose of contract	General
Contract start date	01/04/2007
Contract end date	

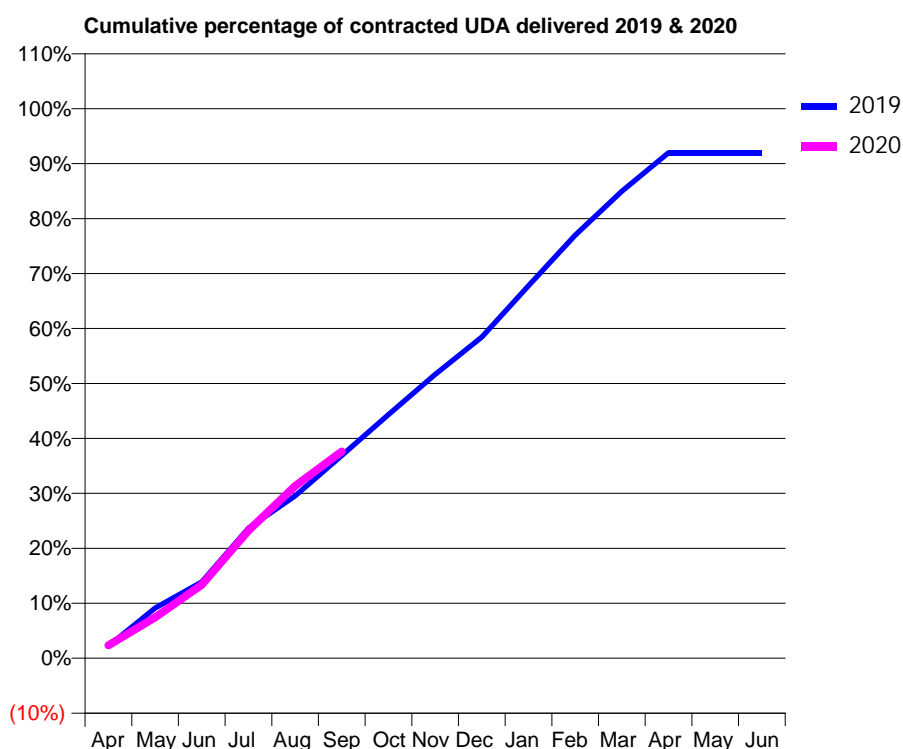
19/20 Contracted general activity (UDA)	9,392
Carry forward general activity (UDA)	0
19/20 Contracted orthodontic activity (UOA)	0
Carry forward orthodontic activity (UOA)	0
Baseline contract value	£247,995.52

ACCESS*

Patients seen in 24 months	Total	Change since previous quarter
Quarter ending September 2018	2,544	
Quarter ending December 2018	2,579	→
Quarter ending March 2019	2,617	→
Quarter ending June 2019	2,596	→
Quarter ending September 2019	2,601	→
Variance since September 2018	2.2%	↑



ACTIVITY



Month	2019	2020
April	211	219
May	858	698
June	1,301	1,255
July	2,224	2,183
August	2,774	2,942
September	3,465	3,531
October	4,165	
November	4,852	
December	5,488	
January	6,367	
February	7,231	
March	7,981	
April	8,640	
May	8,640	
June	8,640	

QUALITY

	Quantity	Base Number	Contract	AT	Region	England
% of FP17s for the same patient ID Re-attending within 3 months - Children	26	378	6.9%	11.0%	12.1%	11.5%
% of FP17s for the same patient ID Re-attending within 3 months - Adults	332	1,527	21.7%	16.2%	15.6%	15.4%
% of FP17s for the same patient ID Re-attending between 3 & 9 months - Children	207	378	54.8%	54.3%	61.2%	59.7%
% of FP17s for the same patient ID Re-attending between 3 & 9 months - Adults	778	1,527	50.9%	45.7%	54.3%	51.7%
% of FP17s for Band 1 Urgent Courses	261	1,737	15.0%	12.2%	9.1%	9.2%
% of FP17s Relating to Free Repair or Replacements	13	1,737	0.7%	0.9%	0.9%	0.7%
% of FP17s Relating to Continuations	23	1,737	1.3%	1.0%	1.0%	0.8%
% of Patients satisfied with the dentistry they have received	0	0	N/A	94.0%	94.4%	93.5%
% of Patients satisfied with the time they had to wait for an appointment	0	0	N/A	89.8%	88.1%	87.4%

* This is based on patients treated on this contract for their most recent course of treatment. Figures in italics indicate the base number of FP17s or Patient Questionnaire responses are less than 100. N/A is shown where the base number of responses is less than 10 during the period. % is calculated as Quantity/Base number*100

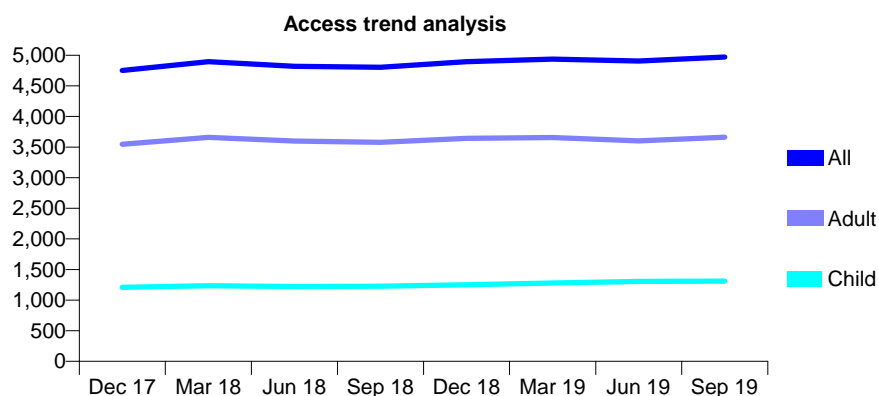
Q48 - Vital Signs At a Glance Contract Report for 121681/0001 - September 2019

Name or company name	Laurel Villa Dental
Contract type name	GDS Contract
Purpose of contract	General
Contract start date	01/10/2015
Contract end date	

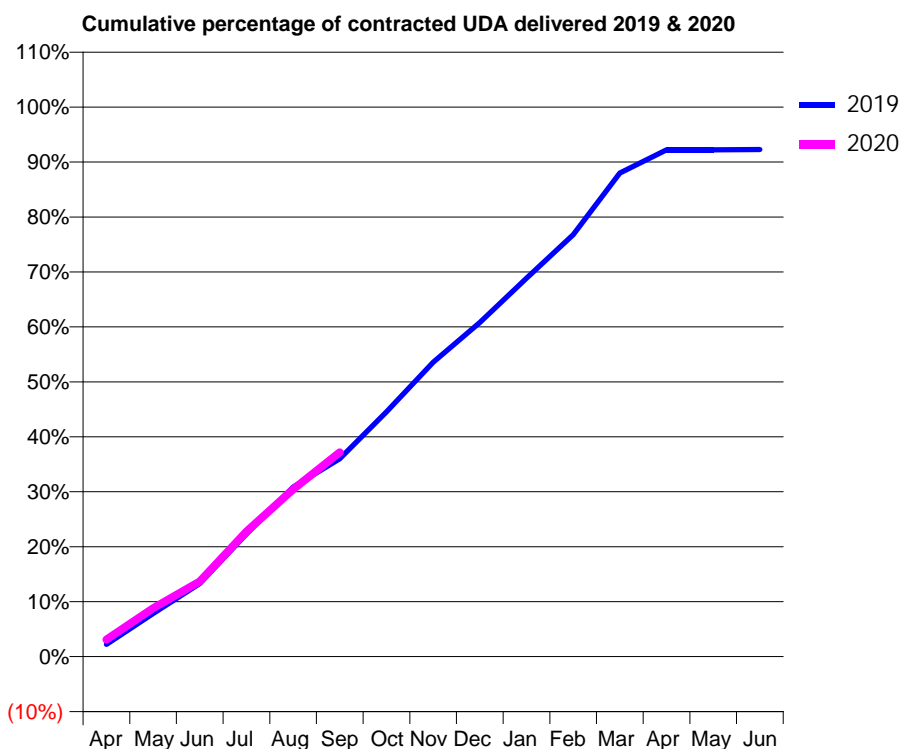
19/20 Contracted general activity (UDA)	16,000
Carry forward general activity (UDA)	0
19/20 Contracted orthodontic activity (UOA)	0
Carry forward orthodontic activity (UOA)	0
Baseline contract value	£400,475.44

ACCESS*

Patients seen in 24 months	Total	Change since previous quarter
Quarter ending September 2018	4,805	
Quarter ending December 2018	4,895	→
Quarter ending March 2019	4,937	→
Quarter ending June 2019	4,906	→
Quarter ending September 2019	4,971	→
Variance since September 2018	3.5%	↑



ACTIVITY



Month	Adjusted Scheduled Activity (UDA)	
	2019	2020
April	354	493
May	1,256	1,411
June	2,125	2,187
July	3,573	3,643
August	4,936	4,872
September	5,760	5,951
October	7,126	
November	8,571	
December	9,729	
January	11,016	
February	12,285	
March	14,075	
April	14,754	
May	14,752	
June	14,765	

QUALITY

	Quantity	Base Number	Contract	AT	Region	England
% of FP17s for the same patient ID Re-attending within 3 months - Children	53	746	7.1%	11.0%	12.1%	11.5%
% of FP17s for the same patient ID Re-attending within 3 months - Adults	249	1,857	13.4%	16.2%	15.6%	15.4%
% of FP17s for the same patient ID Re-attending between 3 & 9 months - Children	292	746	39.1%	54.3%	61.2%	59.7%
% of FP17s for the same patient ID Re-attending between 3 & 9 months - Adults	789	1,857	42.5%	45.7%	54.3%	51.7%
% of FP17s for Band 1 Urgent Courses	383	2,369	16.2%	12.2%	9.1%	9.2%
% of FP17s Relating to Free Repair or Replacements	19	2,369	0.8%	0.9%	0.9%	0.7%
% of FP17s Relating to Continuations	7	2,369	0.3%	1.0%	1.0%	0.8%
% of Patients satisfied with the dentistry they have received	0	0	N/A	94.0%	94.4%	93.5%
% of Patients satisfied with the time they had to wait for an appointment	0	0	N/A	89.8%	88.1%	87.4%

* This is based on patients treated on this contract for their most recent course of treatment. Figures in italics indicate the base number of FP17s or Patient Questionnaire responses are less than 100. N/A is shown where the base number of responses is less than 10 during the period. % is calculated as Quantity/Base number*100

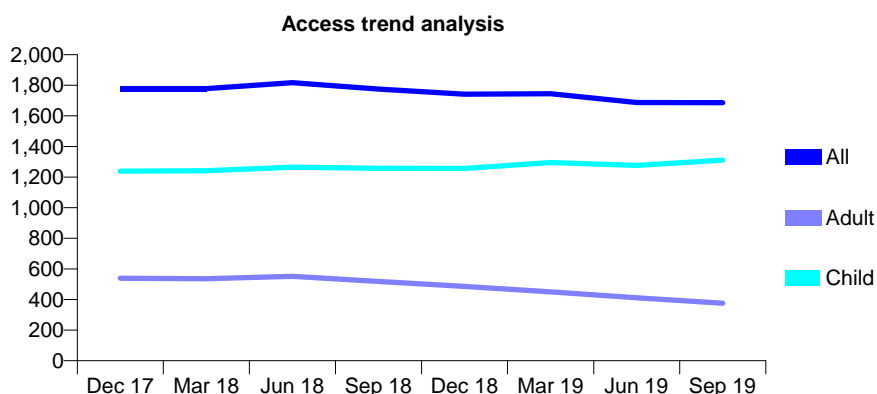
Q48 - Vital Signs At a Glance Contract Report for 122653/0001 - September 2019

Name or company name	Rose Lane Dental Practice
Contract type name	GDS Contract
Purpose of contract	General
Contract start date	01/04/2010
Contract end date	

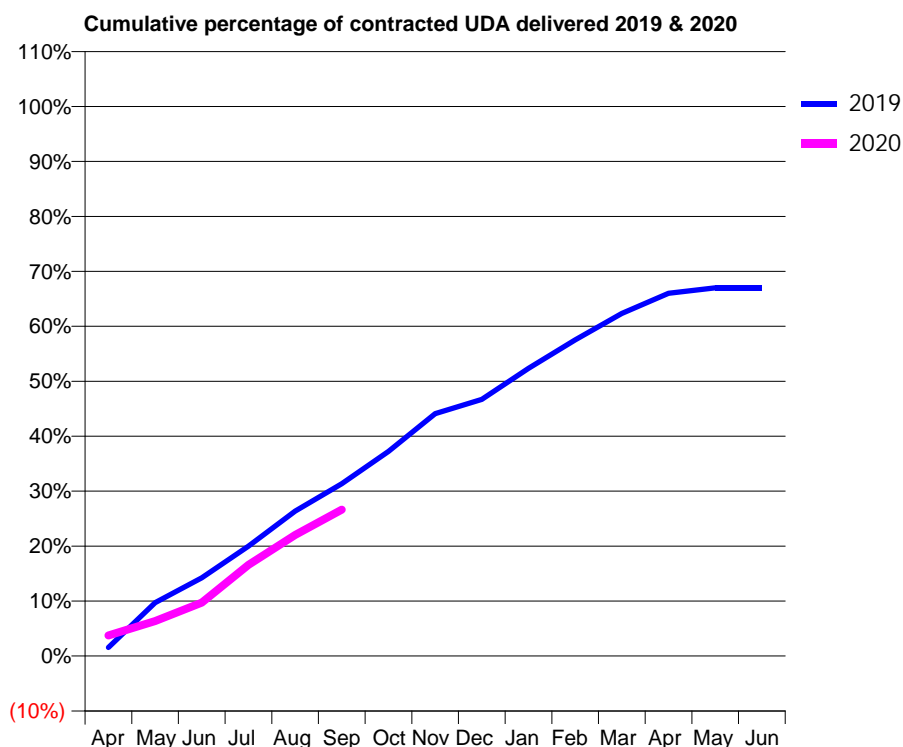
19/20 Contracted general activity (UDA)	4,152
Carry forward general activity (UDA)	0
19/20 Contracted orthodontic activity (UOA)	0
Carry forward orthodontic activity (UOA)	0
Baseline contract value	£117,554.95

ACCESS*

Patients seen in 24 months	Total	Change since previous quarter
Quarter ending September 2018	1,775	
Quarter ending December 2018	1,742	↓
Quarter ending March 2019	1,745	→
Quarter ending June 2019	1,688	↓
Quarter ending September 2019	1,687	→
Variance since September 2018	(5.0%)	↓



ACTIVITY



Month	Adjusted Scheduled Activity (UDA)	
	2019	2020
April	65	156
May	403	264
June	591	403
July	829	689
August	1,095	915
September	1,302	1,106
October	1,546	
November	1,832	
December	1,939	
January	2,174	
February	2,389	
March	2,588	
April	2,740	
May	2,782	
June	2,782	

QUALITY

	Quantity	Base Number	Contract	AT	Region	England
% of FP17s for the same patient ID Re-attending within 3 months - Children	94	983	9.6%	11.0%	12.1%	11.5%
% of FP17s for the same patient ID Re-attending within 3 months - Adults	6	123	4.9%	16.2%	15.6%	15.4%
% of FP17s for the same patient ID Re-attending between 3 & 9 months - Children	480	983	48.8%	54.3%	61.2%	59.7%
% of FP17s for the same patient ID Re-attending between 3 & 9 months - Adults	60	123	48.8%	45.7%	54.3%	51.7%
% of FP17s for Band 1 Urgent Courses	4	833	0.5%	12.2%	9.1%	9.2%
% of FP17s Relating to Free Repair or Replacements	0	833	0.0%	0.9%	0.9%	0.7%
% of FP17s Relating to Continuations	0	833	0.0%	1.0%	1.0%	0.8%
% of Patients satisfied with the dentistry they have received	1	1	N/A	94.0%	94.4%	93.5%
% of Patients satisfied with the time they had to wait for an appointment	1	1	N/A	89.8%	88.1%	87.4%

* This is based on patients treated on this contract for their most recent course of treatment. Figures in italics indicate the base number of FP17s or Patient Questionnaire responses are less than 100. N/A is shown where the base number of responses is less than 10 during the period. % is calculated as Quantity/Base number*100

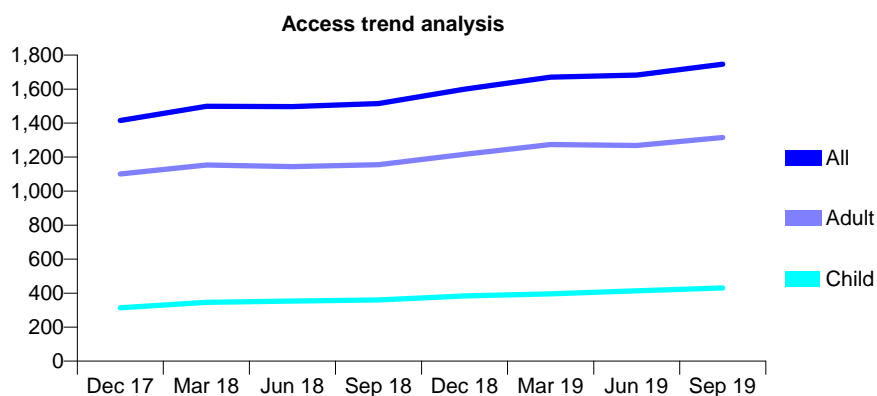
Q48 - Vital Signs At a Glance Contract Report for 122858/0001 - September 2019

Name or company name	Baycliff Dental Practices
Contract type name	GDS Contract
Purpose of contract	General
Contract start date	01/10/2014
Contract end date	

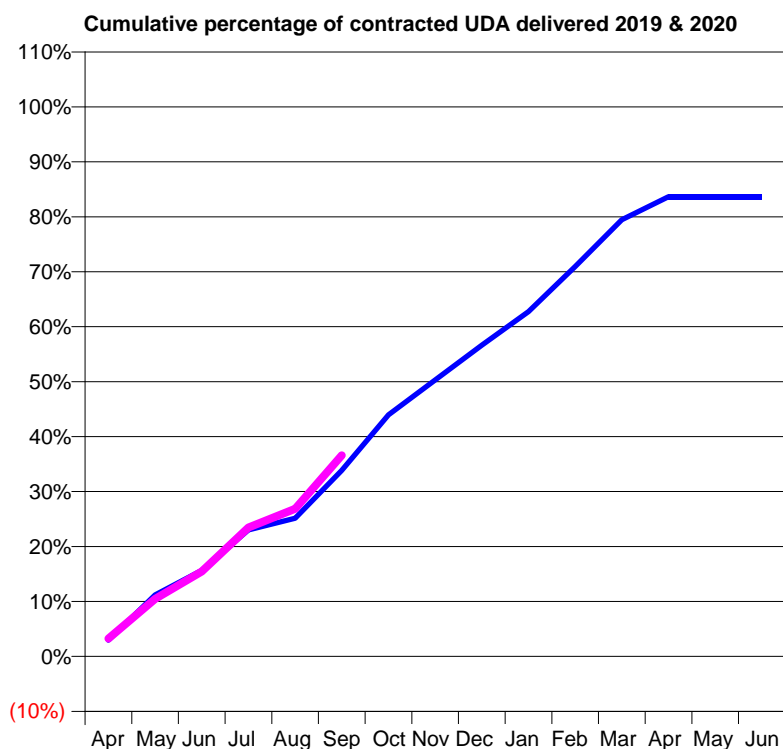
19/20 Contracted general activity (UDA)	6,769
Carry forward general activity (UDA)	0
19/20 Contracted orthodontic activity (UOA)	0
Carry forward orthodontic activity (UOA)	0
Baseline contract value	£178,735.27

ACCESS*

Patients seen in 24 months	Total	Change since previous quarter
Quarter ending September 2018	1,515	
Quarter ending December 2018	1,600	↑
Quarter ending March 2019	1,670	↑
Quarter ending June 2019	1,682	→
Quarter ending September 2019	1,746	↑
Variance since September 2018	15.2%	↑



ACTIVITY



Adjusted Scheduled Activity (UDA)		
Month	2019	2020
April	200	221
May	758	709
June	1,060	1,045
July	1,558	1,587
August	1,703	1,819
September	2,293	2,476
October	2,975	
November	3,407	
December	3,834	
January	4,246	
February	4,802	
March	5,378	
April	5,663	
May	5,663	
June	5,663	

QUALITY

	Quantity	Base Number	Contract	AT	Region	England
% of FP17s for the same patient ID Re-attending within 3 months - Children	13	210	6.2%	11.0%	12.1%	11.5%
% of FP17s for the same patient ID Re-attending within 3 months - Adults	72	615	11.7%	16.2%	15.6%	15.4%
% of FP17s for the same patient ID Re-attending between 3 & 9 months - Children	87	210	41.4%	54.3%	61.2%	59.7%
% of FP17s for the same patient ID Re-attending between 3 & 9 months - Adults	212	615	34.5%	45.7%	54.3%	51.7%
% of FP17s for Band 1 Urgent Courses	37	745	5.0%	12.2%	9.1%	9.2%
% of FP17s Relating to Free Repair or Replacements	0	745	0.0%	0.9%	0.9%	0.7%
% of FP17s Relating to Continuations	12	745	1.6%	1.0%	1.0%	0.8%
% of Patients satisfied with the dentistry they have received	0	0	N/A	94.0%	94.4%	93.5%
% of Patients satisfied with the time they had to wait for an appointment	0	0	N/A	89.8%	88.1%	87.4%

* This is based on patients treated on this contract for their most recent course of treatment. Figures in italics indicate the base number of FP17s or Patient Questionnaire responses are less than 100. N/A is shown where the base number of responses is less than 10 during the period. % is calculated as Quantity/Base number*100

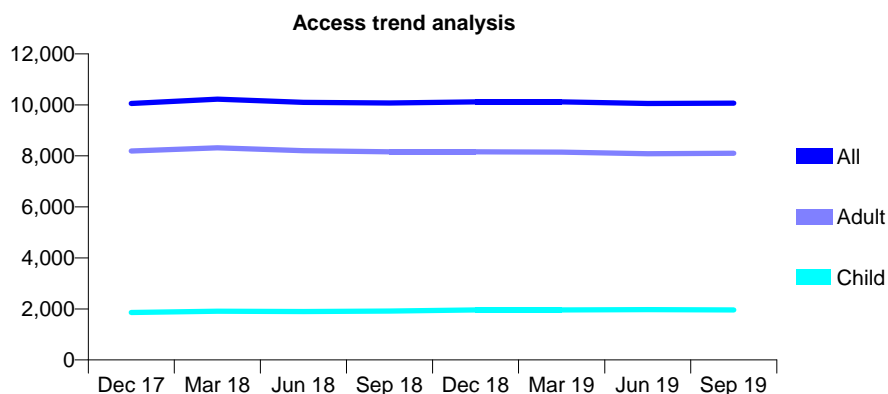
Q48 - Vital Signs At a Glance Contract Report for 123293/0001 - September 2019

Name or company name	Smithdown Dental Practice
Contract type name	GDS Contract
Purpose of contract	General
Contract start date	01/10/2011
Contract end date	

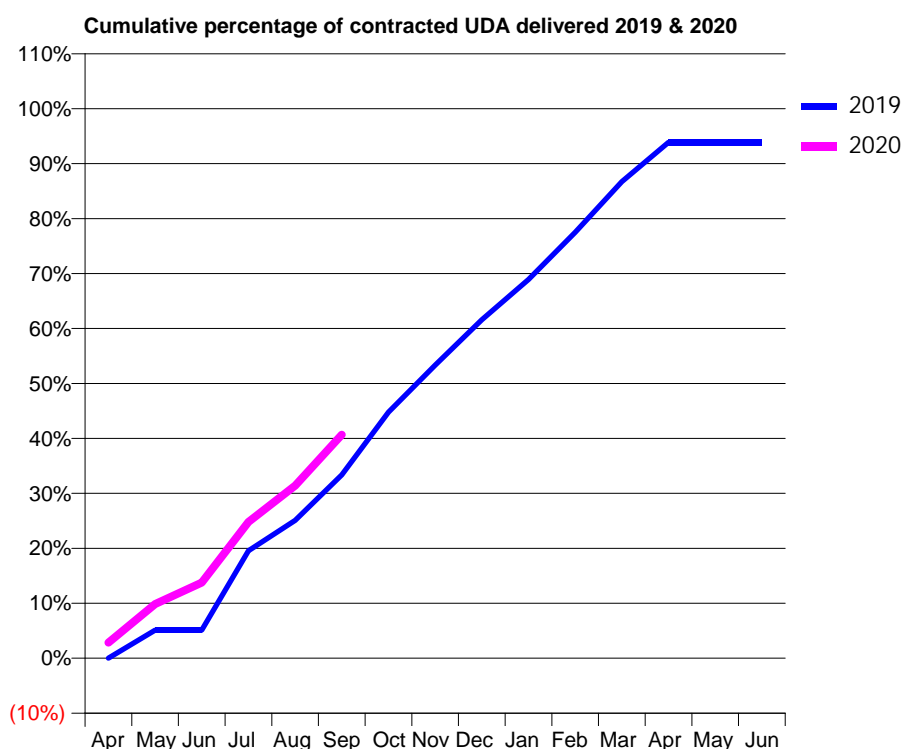
19/20 Contracted general activity (UDA)	27,825
Carry forward general activity (UDA)	0
19/20 Contracted orthodontic activity (UOA)	0
Carry forward orthodontic activity (UOA)	0
Baseline contract value	£787,134.42

ACCESS*

Patients seen in 24 months	Total	Change since previous quarter
Quarter ending September 2018	10,072	
Quarter ending December 2018	10,120	→
Quarter ending March 2019	10,113	→
Quarter ending June 2019	10,060	→
Quarter ending September 2019	10,066	→
Variance since September 2018	(0.1%)	→



ACTIVITY



Month	2019	2020
April	0	792
May	1,418	2,748
June	1,418	3,830
July	5,444	6,907
August	6,982	8,744
September	9,280	11,317
October	12,459	
November	14,835	
December	17,131	
January	19,181	
February	21,571	
March	24,128	
April	26,121	
May	26,119	
June	26,119	

QUALITY

	Quantity	Base Number	Contract	AT	Region	England
% of FP17s for the same patient ID Re-attending within 3 months - Children	73	1,073	6.8%	11.0%	12.1%	11.5%
% of FP17s for the same patient ID Re-attending within 3 months - Adults	355	3,930	9.0%	16.2%	15.6%	15.4%
% of FP17s for the same patient ID Re-attending between 3 & 9 months - Children	459	1,073	42.8%	54.3%	61.2%	59.7%
% of FP17s for the same patient ID Re-attending between 3 & 9 months - Adults	1,318	3,930	33.5%	45.7%	54.3%	51.7%
% of FP17s for Band 1 Urgent Courses	752	4,424	17.0%	12.2%	9.1%	9.2%
% of FP17s Relating to Free Repair or Replacements	17	4,424	0.4%	0.9%	0.9%	0.7%
% of FP17s Relating to Continuations	0	4,424	0.0%	1.0%	1.0%	0.8%
% of Patients satisfied with the dentistry they have received	6	7	N/A	94.0%	94.4%	93.5%
% of Patients satisfied with the time they had to wait for an appointment	6	7	N/A	89.8%	88.1%	87.4%

* This is based on patients treated on this contract for their most recent course of treatment. Figures in italics indicate the base number of FP17s or Patient Questionnaire responses are less than 100. N/A is shown where the base number of responses is less than 10 during the period. % is calculated as Quantity/Base number*100

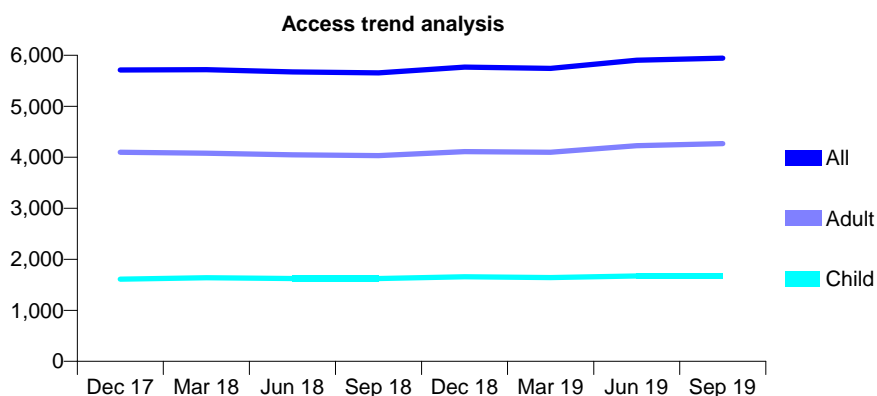
Q48 - Vital Signs At a Glance Contract Report for 124494/0001 - September 2019

Name or company name	J Powell & D Collins
Contract type name	GDS Contract
Purpose of contract	General
Contract start date	01/04/2010
Contract end date	

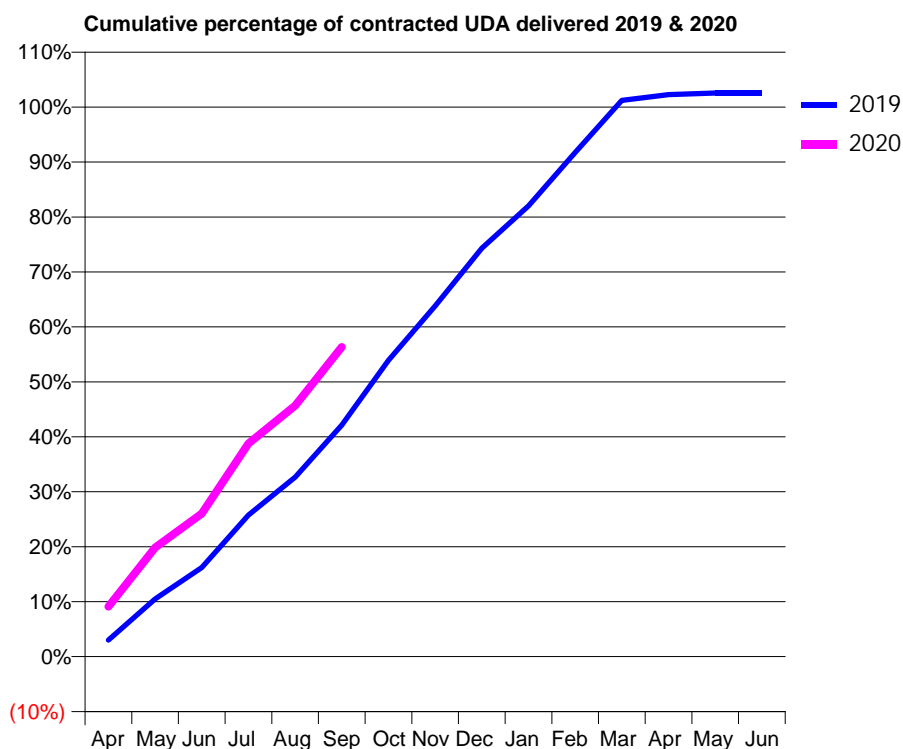
19/20 Contracted general activity (UDA)	15,654
Carry forward general activity (UDA)	0
19/20 Contracted orthodontic activity (UOA)	0
Carry forward orthodontic activity (UOA)	0
Baseline contract value	£513,029.99

ACCESS*

Patients seen in 24 months	Total	Change since previous quarter
Quarter ending September 2018	5,657	
Quarter ending December 2018	5,768	→
Quarter ending March 2019	5,742	→
Quarter ending June 2019	5,903	↑
Quarter ending September 2019	5,943	→
Variance since September 2018	5.1%	↑



ACTIVITY



Month	Adjusted Scheduled Activity (UDA)	
	2019	2020
April	471	1,426
May	1,642	3,106
June	2,539	4,073
July	4,034	6,067
August	5,116	7,151
September	6,594	8,817
October	8,439	
November	9,988	
December	11,630	
January	12,841	
February	14,363	
March	15,842	
April	16,009	
May	16,051	
June	16,051	

QUALITY

	Quantity	Base Number	Contract	AT	Region	England
% of FP17s for the same patient ID Re-attending within 3 months - Children	96	1,288	7.5%	11.0%	12.1%	11.5%
% of FP17s for the same patient ID Re-attending within 3 months - Adults	466	3,020	15.4%	16.2%	15.6%	15.4%
% of FP17s for the same patient ID Re-attending between 3 & 9 months - Children	728	1,288	56.5%	54.3%	61.2%	59.7%
% of FP17s for the same patient ID Re-attending between 3 & 9 months - Adults	1,580	3,020	52.3%	45.7%	54.3%	51.7%
% of FP17s for Band 1 Urgent Courses	291	4,204	6.9%	12.2%	9.1%	9.2%
% of FP17s Relating to Free Repair or Replacements	54	4,204	1.3%	0.9%	0.9%	0.7%
% of FP17s Relating to Continuations	47	4,204	1.1%	1.0%	1.0%	0.8%
% of Patients satisfied with the dentistry they have received	3	4	N/A	94.0%	94.4%	93.5%
% of Patients satisfied with the time they had to wait for an appointment	3	4	N/A	89.8%	88.1%	87.4%

* This is based on patients treated on this contract for their most recent course of treatment. Figures in italics indicate the base number of FP17s or Patient Questionnaire responses are less than 100. N/A is shown where the base number of responses is less than 10 during the period. % is calculated as Quantity/Base number*100

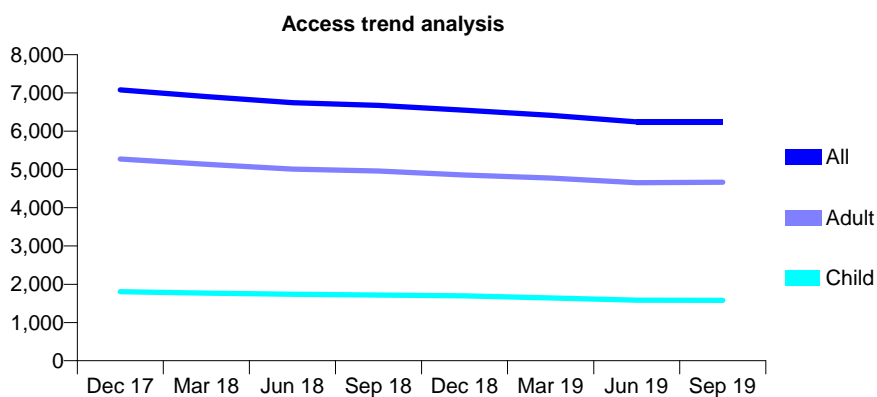
Q48 - Vital Signs At a Glance Contract Report for 124834/0001 - September 2019

Name or company name	Alverna House Dental Practice Ltd
Contract type name	Pilot Contract
Purpose of contract	General
Contract start date	01/04/2009
Contract end date	

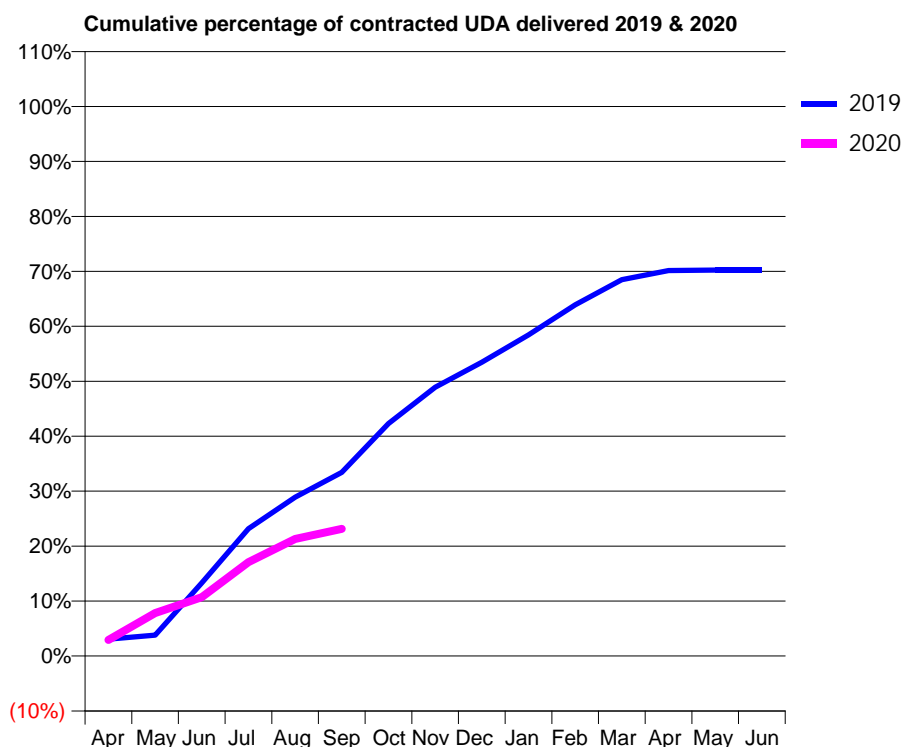
19/20 Contracted general activity (UDA)	21,000
Carry forward general activity (UDA)	0
19/20 Contracted orthodontic activity (UOA)	0
Carry forward orthodontic activity (UOA)	0
Baseline contract value	£613,740.45

ACCESS*

Patients seen in 24 months	Total	Change since previous quarter
Quarter ending September 2018	6,675	
Quarter ending December 2018	6,549	↓
Quarter ending March 2019	6,416	↓
Quarter ending June 2019	6,243	↓
Quarter ending September 2019	6,246	→
Variance since September 2018	(6.4%)	↓



ACTIVITY



Month	Adjusted Scheduled Activity (UDA)	
	2019	2020
April	644	616
May	796	1,642
June	2,790	2,249
July	4,864	3,590
August	6,071	4,476
September	7,022	4,857
October	8,883	
November	10,272	
December	11,225	
January	12,271	
February	13,420	
March	14,382	
April	14,728	
May	14,743	
June	14,744	

QUALITY

	Quantity	Base Number	Contract	AT	Region	England
% of FP17s for the same patient ID Re-attending within 3 months - Children	103	1,030	10.0%	11.0%	12.1%	11.5%
% of FP17s for the same patient ID Re-attending within 3 months - Adults	257	1,903	13.5%	16.2%	15.6%	15.4%
% of FP17s for the same patient ID Re-attending between 3 & 9 months - Children	567	1,030	55.0%	54.3%	61.2%	59.7%
% of FP17s for the same patient ID Re-attending between 3 & 9 months - Adults	590	1,903	31.0%	45.7%	54.3%	51.7%
% of FP17s for Band 1 Urgent Courses	388	2,637	14.7%	12.2%	9.1%	9.2%
% of FP17s Relating to Free Repair or Replacements	6	2,637	0.2%	0.9%	0.9%	0.7%
% of FP17s Relating to Continuations	0	2,637	0.0%	1.0%	1.0%	0.8%
% of Patients satisfied with the dentistry they have received	3	3	N/A	94.0%	94.4%	93.5%
% of Patients satisfied with the time they had to wait for an appointment	3	3	N/A	89.8%	88.1%	87.4%

* This is based on patients treated on this contract for their most recent course of treatment. Figures in italics indicate the base number of FP17s or Patient Questionnaire responses are less than 100. N/A is shown where the base number of responses is less than 10 during the period. % is calculated as Quantity/Base number*100

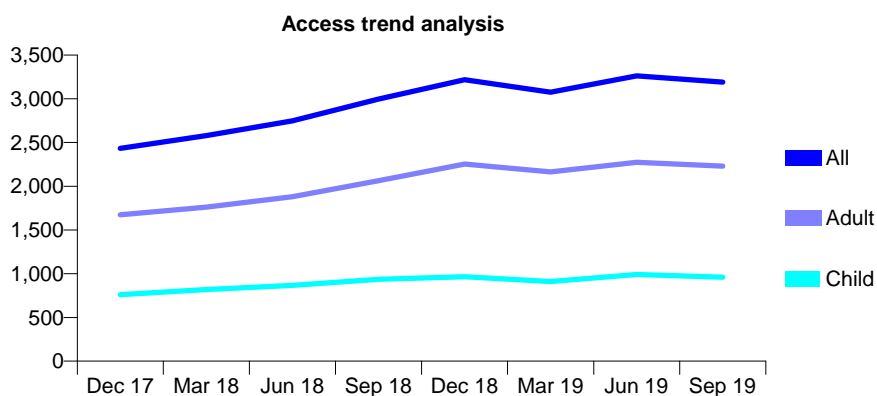
Q48 - Vital Signs At a Glance Contract Report for 125547/0001 - September 2019

Name or company name	Parr Dental Surgery Limited
Contract type name	GDS Contract
Purpose of contract	General
Contract start date	01/01/2012
Contract end date	

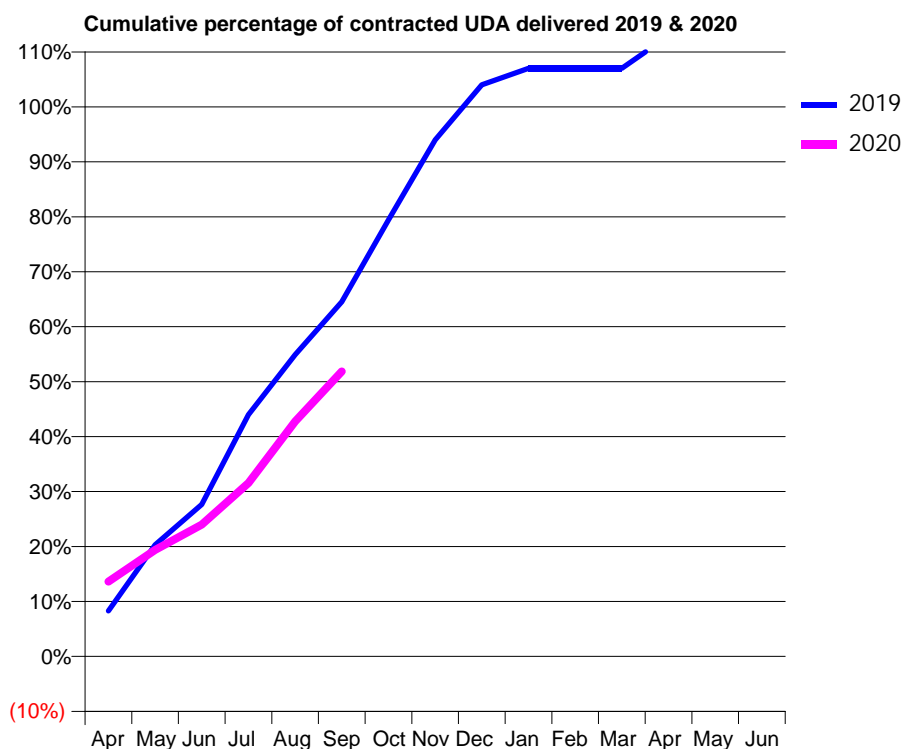
19/20 Contracted general activity (UDA)	8,000
Carry forward general activity (UDA)	0
19/20 Contracted orthodontic activity (UOA)	0
Carry forward orthodontic activity (UOA)	0
Baseline contract value	£212,609.58

ACCESS*

Patients seen in 24 months	Total	Change since previous quarter
Quarter ending September 2018	2,997	
Quarter ending December 2018	3,218	↑
Quarter ending March 2019	3,075	↓
Quarter ending June 2019	3,263	↑
Quarter ending September 2019	3,191	↓
Variance since September 2018	6.5%	↑



ACTIVITY



Month	2019	2020
April	664	1,089
May	1,626	1,551
June	2,213	1,919
July	3,519	2,525
August	4,391	3,422
September	5,162	4,147
October	6,356	
November	7,521	
December	8,320	
January	8,561	
February	8,561	
March	8,561	
April	9,035	
May	9,116	
June	9,116	

QUALITY

	Quantity	Base Number	Contract	AT	Region	England
% of FP17s for the same patient ID Re-attending within 3 months - Children	120	899	13.3%	11.0%	12.1%	11.5%
% of FP17s for the same patient ID Re-attending within 3 months - Adults	167	1,576	10.6%	16.2%	15.6%	15.4%
% of FP17s for the same patient ID Re-attending between 3 & 9 months - Children	460	899	51.2%	54.3%	61.2%	59.7%
% of FP17s for the same patient ID Re-attending between 3 & 9 months - Adults	845	1,576	53.6%	45.7%	54.3%	51.7%
% of FP17s for Band 1 Urgent Courses	194	1,910	10.2%	12.2%	9.1%	9.2%
% of FP17s Relating to Free Repair or Replacements	21	1,910	1.1%	0.9%	0.9%	0.7%
% of FP17s Relating to Continuations	1	1,910	0.1%	1.0%	1.0%	0.8%
% of Patients satisfied with the dentistry they have received	0	0	N/A	94.0%	94.4%	93.5%
% of Patients satisfied with the time they had to wait for an appointment	0	0	N/A	89.8%	88.1%	87.4%

* This is based on patients treated on this contract for their most recent course of treatment. Figures in italics indicate the base number of FP17s or Patient Questionnaire responses are less than 100. N/A is shown where the base number of responses is less than 10 during the period. % is calculated as Quantity/Base number*100

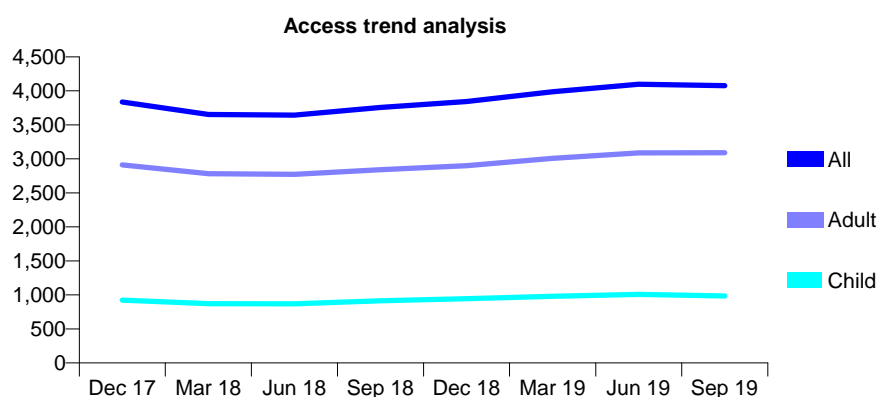
Q48 - Vital Signs At a Glance Contract Report for 126942/0001 - September 2019

Name or company name	Windle House Dental Practice
Contract type name	GDS Contract
Purpose of contract	General
Contract start date	21/03/2013
Contract end date	

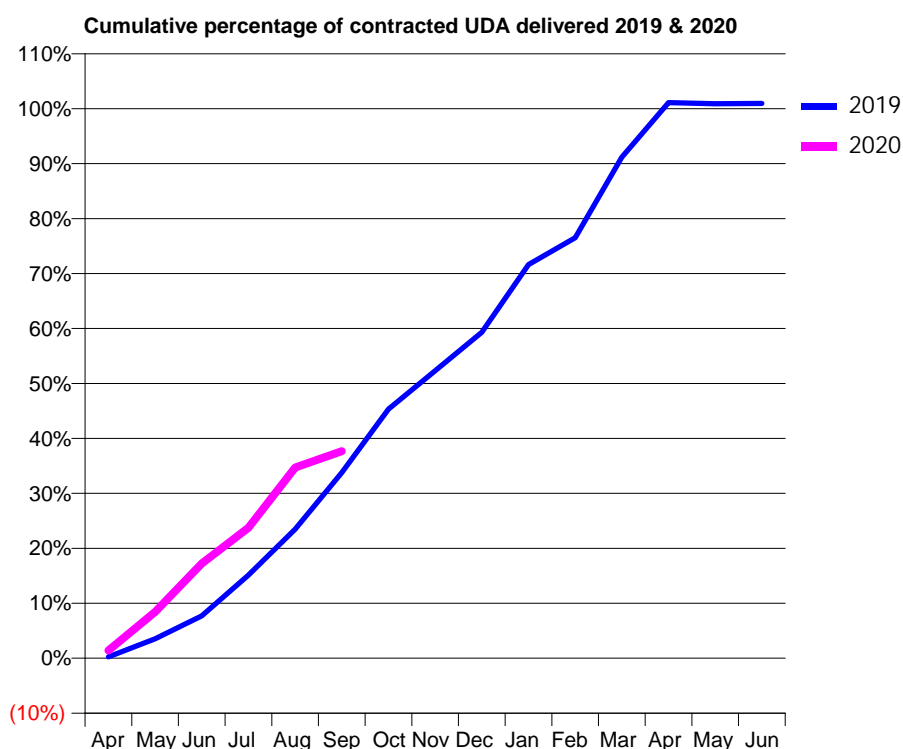
19/20 Contracted general activity (UDA)	15,000
Carry forward general activity (UDA)	0
19/20 Contracted orthodontic activity (UOA)	0
Carry forward orthodontic activity (UOA)	0
Baseline contract value	£418,455.63

ACCESS*

Patients seen in 24 months	Total	Change since previous quarter
Quarter ending September 2018	3,756	
Quarter ending December 2018	3,845	↑
Quarter ending March 2019	3,987	↑
Quarter ending June 2019	4,097	↑
Quarter ending September 2019	4,077	→
Variance since September 2018	8.5%	↑



ACTIVITY



Month	2019	2020
April	37	213
May	528	1,266
June	1,157	2,588
July	2,269	3,562
August	3,525	5,207
September	5,067	5,653
October	6,797	
November	7,848	
December	8,898	
January	10,743	
February	11,480	
March	13,675	
April	15,167	
May	15,133	
June	15,145	

QUALITY

	Quantity	Base Number	Contract	AT	Region	England
% of FP17s for the same patient ID Re-attending within 3 months - Children	14	914	1.5%	11.0%	12.1%	11.5%
% of FP17s for the same patient ID Re-attending within 3 months - Adults	80	2,091	3.8%	16.2%	15.6%	15.4%
% of FP17s for the same patient ID Re-attending between 3 & 9 months - Children	687	914	75.2%	54.3%	61.2%	59.7%
% of FP17s for the same patient ID Re-attending between 3 & 9 months - Adults	1,347	2,091	64.4%	45.7%	54.3%	51.7%
% of FP17s for Band 1 Urgent Courses	79	2,486	3.2%	12.2%	9.1%	9.2%
% of FP17s Relating to Free Repair or Replacements	13	2,486	0.5%	0.9%	0.9%	0.7%
% of FP17s Relating to Continuations	0	2,486	0.0%	1.0%	1.0%	0.8%
% of Patients satisfied with the dentistry they have received	8	9	N/A	94.0%	94.4%	93.5%
% of Patients satisfied with the time they had to wait for an appointment	8	9	N/A	89.8%	88.1%	87.4%

* This is based on patients treated on this contract for their most recent course of treatment.

Figures in italics indicate the base number of FP17s or Patient Questionnaire responses are less than 100. N/A is shown where the base number of responses is less than 10 during the period. % is calculated as Quantity/Base number*100

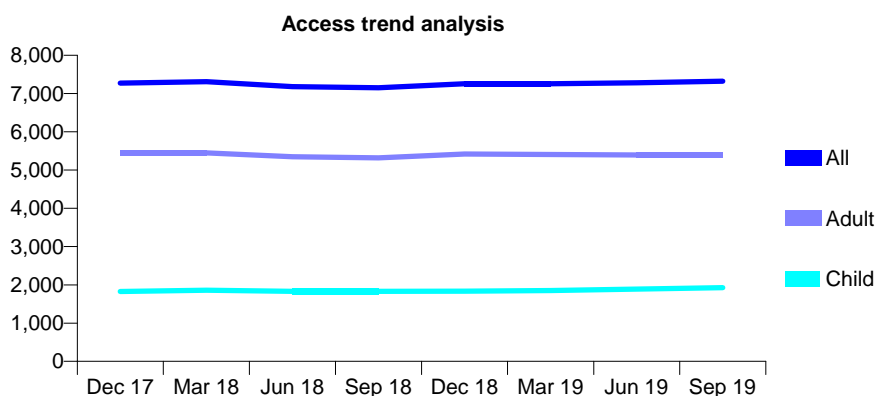
Q48 - Vital Signs At a Glance Contract Report for 127450/0001 - September 2019

Name or company name	The Kirkby Family Dental Centre
Contract type name	GDS Contract
Purpose of contract	General
Contract start date	01/04/2006
Contract end date	

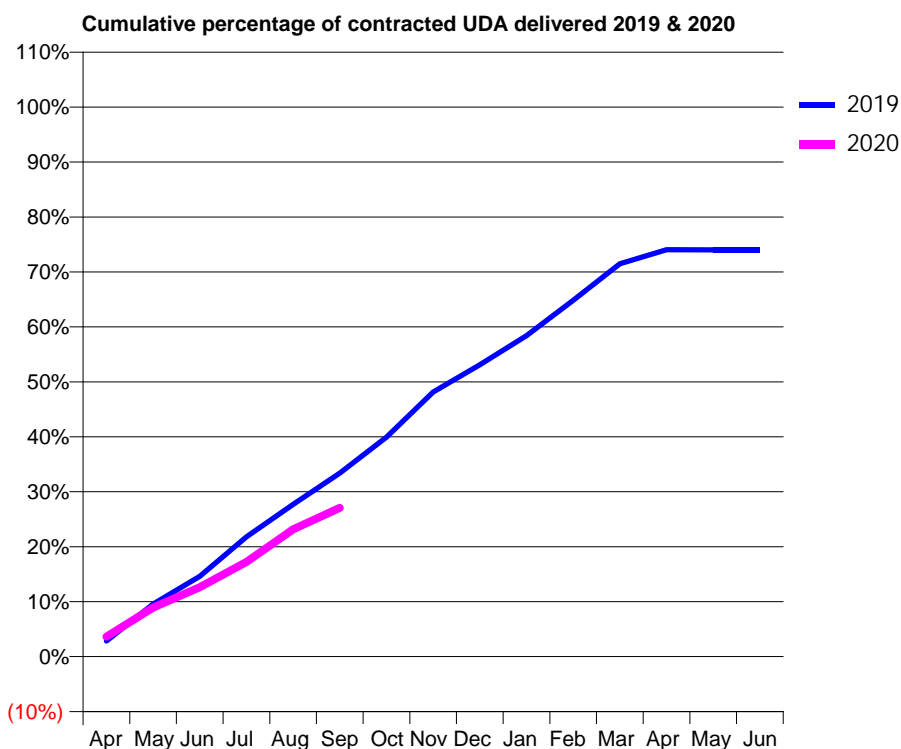
19/20 Contracted general activity (UDA)	31,738
Carry forward general activity (UDA)	0
19/20 Contracted orthodontic activity (UOA)	0
Carry forward orthodontic activity (UOA)	0
Baseline contract value	£842,209.07

ACCESS*

Patients seen in 24 months	Total	Change since previous quarter
Quarter ending September 2018	7,150	
Quarter ending December 2018	7,255	→
Quarter ending March 2019	7,255	→
Quarter ending June 2019	7,281	→
Quarter ending September 2019	7,321	→
Variance since September 2018	2.4%	↑



ACTIVITY



Month	Adjusted Scheduled Activity (UDA)	
	2019	2020
April	903	1,152
May	3,038	2,831
June	4,636	4,006
July	6,922	5,471
August	8,792	7,350
September	10,595	8,595
October	12,679	
November	15,283	
December	16,852	
January	18,537	
February	20,572	
March	22,684	
April	23,500	
May	23,483	
June	23,491	

QUALITY

	Quantity	Base Number	Contract	AT	Region	England
% of FP17s for the same patient ID Re-attending within 3 months - Children	101	1,001	10.1%	11.0%	12.1%	11.5%
% of FP17s for the same patient ID Re-attending within 3 months - Adults	393	2,611	15.1%	16.2%	15.6%	15.4%
% of FP17s for the same patient ID Re-attending between 3 & 9 months - Children	375	1,001	37.5%	54.3%	61.2%	59.7%
% of FP17s for the same patient ID Re-attending between 3 & 9 months - Adults	1,016	2,611	38.9%	45.7%	54.3%	51.7%
% of FP17s for Band 1 Urgent Courses	511	3,311	15.4%	12.2%	9.1%	9.2%
% of FP17s Relating to Free Repair or Replacements	7	3,311	0.2%	0.9%	0.9%	0.7%
% of FP17s Relating to Continuations	2	3,311	0.1%	1.0%	1.0%	0.8%
% of Patients satisfied with the dentistry they have received	2	2	N/A	94.0%	94.4%	93.5%
% of Patients satisfied with the time they had to wait for an appointment	1	2	N/A	89.8%	88.1%	87.4%

* This is based on patients treated on this contract for their most recent course of treatment. Figures in italics indicate the base number of FP17s or Patient Questionnaire responses are less than 100. N/A is shown where the base number of responses is less than 10 during the period. % is calculated as Quantity/Base number*100

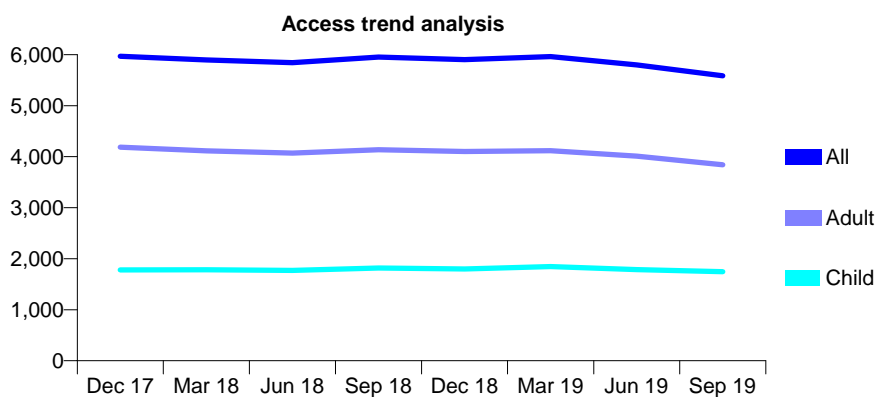
Q48 - Vital Signs At a Glance Contract Report for 128058/0001 - September 2019

Name or company name	The Towerhill Family Dental Centre
Contract type name	GDS Contract
Purpose of contract	General
Contract start date	01/04/2006
Contract end date	

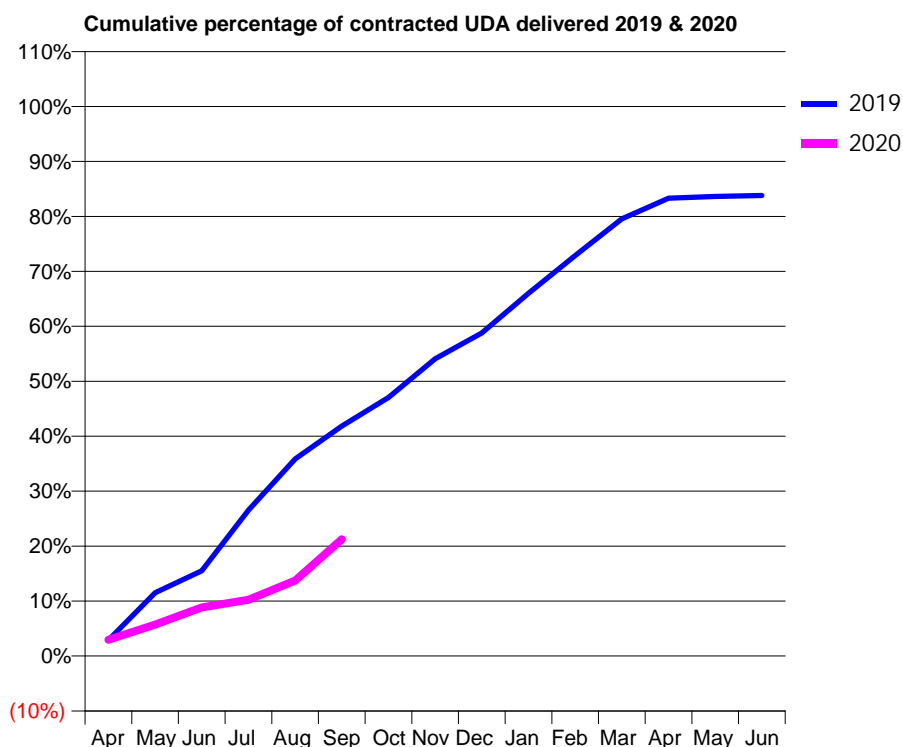
19/20 Contracted general activity (UDA)	21,158
Carry forward general activity (UDA)	0
19/20 Contracted orthodontic activity (UOA)	0
Carry forward orthodontic activity (UOA)	0
Baseline contract value	£561,472.72

ACCESS*

Patients seen in 24 months	Total	Change since previous quarter
Quarter ending September 2018	5,953	
Quarter ending December 2018	5,901	→
Quarter ending March 2019	5,963	→
Quarter ending June 2019	5,801	↓
Quarter ending September 2019	5,585	↓
Variance since September 2018	(6.2%)	↓



ACTIVITY



Month	Adjusted Scheduled Activity (UDA)	
	2019	2020
April	615	624
May	2,437	1,207
June	3,286	1,874
July	5,614	2,171
August	7,593	2,911
September	8,848	4,497
October	9,951	
November	11,445	
December	12,436	
January	13,964	
February	15,423	
March	16,830	
April	17,623	
May	17,695	
June	17,731	

QUALITY

	Quantity	Base Number	Contract	AT	Region	England
% of FP17s for the same patient ID Re-attending within 3 months - Children	39	677	5.8%	11.0%	12.1%	11.5%
% of FP17s for the same patient ID Re-attending within 3 months - Adults	128	1,495	8.6%	16.2%	15.6%	15.4%
% of FP17s for the same patient ID Re-attending between 3 & 9 months - Children	290	677	42.8%	54.3%	61.2%	59.7%
% of FP17s for the same patient ID Re-attending between 3 & 9 months - Adults	622	1,495	41.6%	45.7%	54.3%	51.7%
% of FP17s for Band 1 Urgent Courses	144	1,808	8.0%	12.2%	9.1%	9.2%
% of FP17s Relating to Free Repair or Replacements	10	1,808	0.6%	0.9%	0.9%	0.7%
% of FP17s Relating to Continuations	4	1,808	0.2%	1.0%	1.0%	0.8%
% of Patients satisfied with the dentistry they have received	2	2	N/A	94.0%	94.4%	93.5%
% of Patients satisfied with the time they had to wait for an appointment	1	2	N/A	89.8%	88.1%	87.4%

* This is based on patients treated on this contract for their most recent course of treatment. Figures in italics indicate the base number of FP17s or Patient Questionnaire responses are less than 100. N/A is shown where the base number of responses is less than 10 during the period. % is calculated as Quantity/Base number*100

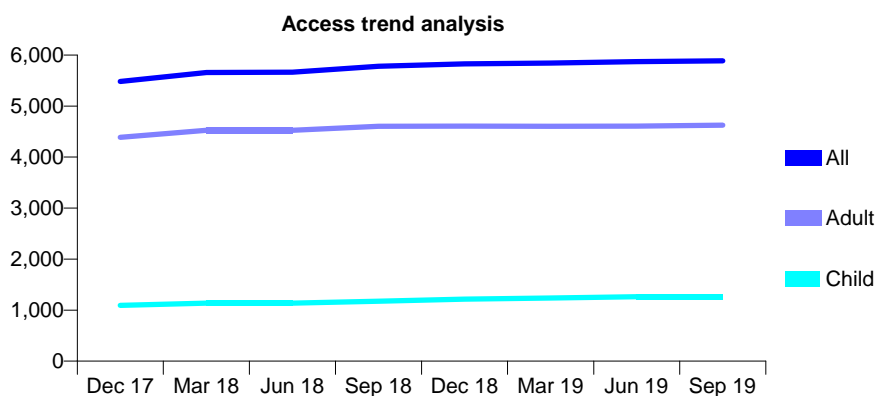
Q48 - Vital Signs At a Glance Contract Report for 131571/0001 - September 2019

Name or company name	Northway Dental Limited
Contract type name	GDS Contract
Purpose of contract	General
Contract start date	01/05/2014
Contract end date	

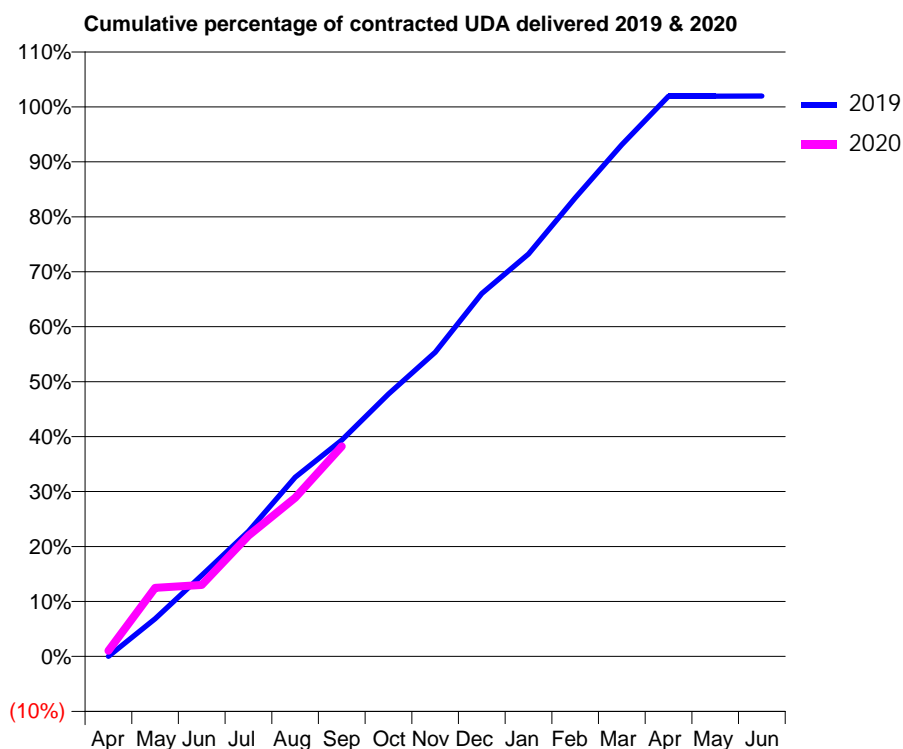
19/20 Contracted general activity (UDA)	13,869
Carry forward general activity (UDA)	0
19/20 Contracted orthodontic activity (UOA)	0
Carry forward orthodontic activity (UOA)	0
Baseline contract value	£433,204.34

ACCESS*

Patients seen in 24 months	Total	Change since previous quarter
Quarter ending September 2018	5,782	
Quarter ending December 2018	5,826	→
Quarter ending March 2019	5,841	→
Quarter ending June 2019	5,871	→
Quarter ending September 2019	5,886	→
Variance since September 2018	1.8%	→



ACTIVITY



Month	Adjusted Scheduled Activity (UDA)	
	2019	2020
April	0	143
May	951	1,730
June	2,044	1,802
July	3,158	3,049
August	4,522	4,004
September	5,460	5,304
October	6,622	
November	7,676	
December	9,159	
January	10,157	
February	11,573	
March	12,914	
April	14,137	
May	14,137	
June	14,140	

QUALITY

	Quantity	Base Number	Contract	AT	Region	England
% of FP17s for the same patient ID Re-attending within 3 months - Children	53	858	6.2%	11.0%	12.1%	11.5%
% of FP17s for the same patient ID Re-attending within 3 months - Adults	328	2,397	13.7%	16.2%	15.6%	15.4%
% of FP17s for the same patient ID Re-attending between 3 & 9 months - Children	441	858	51.4%	54.3%	61.2%	59.7%
% of FP17s for the same patient ID Re-attending between 3 & 9 months - Adults	847	2,397	35.3%	45.7%	54.3%	51.7%
% of FP17s for Band 1 Urgent Courses	194	2,093	9.3%	12.2%	9.1%	9.2%
% of FP17s Relating to Free Repair or Replacements	53	2,093	2.5%	0.9%	0.9%	0.7%
% of FP17s Relating to Continuations	44	2,093	2.1%	1.0%	1.0%	0.8%
% of Patients satisfied with the dentistry they have received	4	5	N/A	94.0%	94.4%	93.5%
% of Patients satisfied with the time they had to wait for an appointment	4	5	N/A	89.8%	88.1%	87.4%

* This is based on patients treated on this contract for their most recent course of treatment. Figures in italics indicate the base number of FP17s or Patient Questionnaire responses are less than 100. N/A is shown where the base number of responses is less than 10 during the period. % is calculated as Quantity/Base number*100

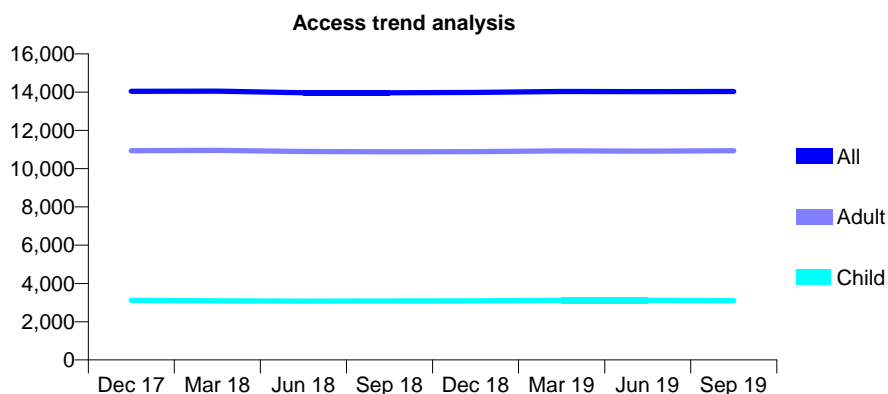
Q48 - Vital Signs At a Glance Contract Report for 131938/0001 - September 2019

Name or company name	Newtown (no 1) Ltd
Contract type name	GDS Contract
Purpose of contract	General
Contract start date	01/04/2009
Contract end date	

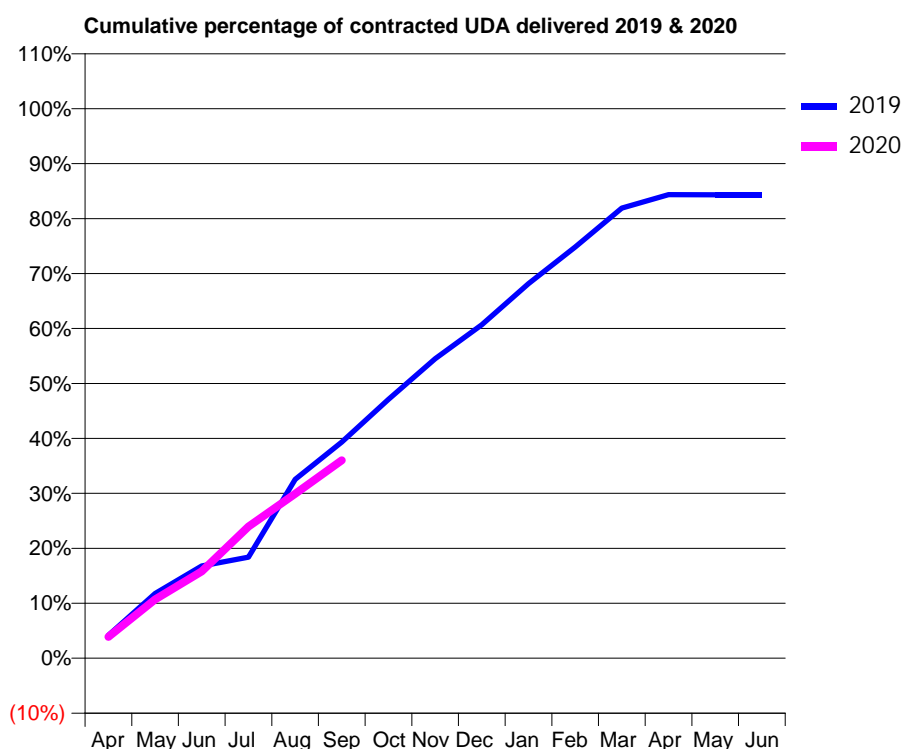
19/20 Contracted general activity (UDA)	49,700
Carry forward general activity (UDA)	0
19/20 Contracted orthodontic activity (UOA)	0
Carry forward orthodontic activity (UOA)	0
Baseline contract value	£1,273,931.29

ACCESS*

Patients seen in 24 months	Total	Change since previous quarter
Quarter ending September 2018	13,965	
Quarter ending December 2018	13,981	→
Quarter ending March 2019	14,038	→
Quarter ending June 2019	14,026	→
Quarter ending September 2019	14,031	→
Variance since September 2018	0.5%	→



ACTIVITY



Month	2019	2020
April	2,086	1,933
May	5,851	5,323
June	8,346	7,855
July	9,154	11,912
August	16,178	14,876
September	19,546	17,905
October	23,414	
November	27,091	
December	30,155	
January	33,873	
February	37,192	
March	40,708	
April	41,912	
May	41,903	
June	41,902	

QUALITY

	Quantity	Base Number	Contract	AT	Region	England
% of FP17s for the same patient ID Re-attending within 3 months - Children	201	2,810	7.2%	11.0%	12.1%	11.5%
% of FP17s for the same patient ID Re-attending within 3 months - Adults	896	7,353	12.2%	16.2%	15.6%	15.4%
% of FP17s for the same patient ID Re-attending between 3 & 9 months - Children	2,050	2,810	73.0%	54.3%	61.2%	59.7%
% of FP17s for the same patient ID Re-attending between 3 & 9 months - Adults	4,496	7,353	61.1%	45.7%	54.3%	51.7%
% of FP17s for Band 1 Urgent Courses	548	9,512	5.8%	12.2%	9.1%	9.2%
% of FP17s Relating to Free Repair or Replacements	131	9,512	1.4%	0.9%	0.9%	0.7%
% of FP17s Relating to Continuations	91	9,512	1.0%	1.0%	1.0%	0.8%
% of Patients satisfied with the dentistry they have received	6	9	N/A	94.0%	94.4%	93.5%
% of Patients satisfied with the time they had to wait for an appointment	8	9	N/A	89.8%	88.1%	87.4%

* This is based on patients treated on this contract for their most recent course of treatment. Figures in italics indicate the base number of FP17s or Patient Questionnaire responses are less than 100. N/A is shown where the base number of responses is less than 10 during the period. % is calculated as Quantity/Base number*100

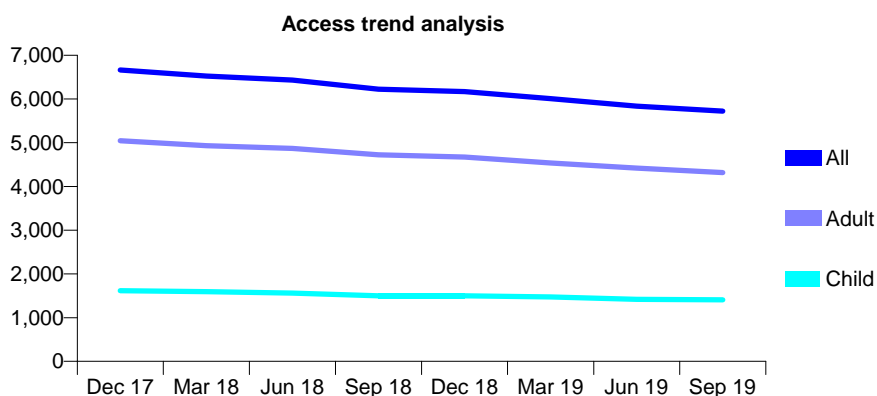
Q48 - Vital Signs At a Glance Contract Report for 136395/0001 - September 2019

Name or company name	IDH 437 Ltd
Contract type name	GDS Contract
Purpose of contract	General
Contract start date	01/05/2010
Contract end date	

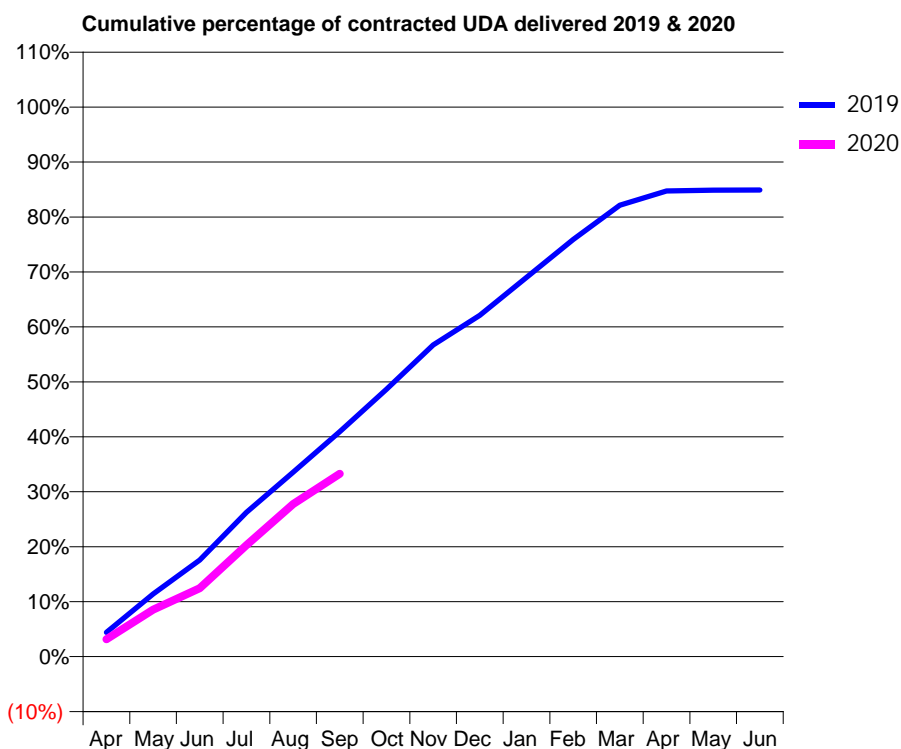
19/20 Contracted general activity (UDA)	22,500
Carry forward general activity (UDA)	0
19/20 Contracted orthodontic activity (UOA)	0
Carry forward orthodontic activity (UOA)	0
Baseline contract value	£533,068.27

ACCESS*

Patients seen in 24 months	Total	Change since previous quarter
Quarter ending September 2018	6,223	
Quarter ending December 2018	6,168	→
Quarter ending March 2019	6,008	↓
Quarter ending June 2019	5,835	↓
Quarter ending September 2019	5,724	↓
Variance since September 2018	(8.0%)	↓



ACTIVITY



Month	Adjusted Scheduled Activity (UDA)	
	2019	2020
April	989	714
May	2,571	1,927
June	3,957	2,805
July	5,908	4,568
August	7,556	6,248
September	9,207	7,487
October	10,947	
November	12,764	
December	13,975	
January	15,524	
February	17,074	
March	18,481	
April	19,065	
May	19,099	
June	19,100	

QUALITY

	Quantity	Base Number	Contract	AT	Region	England
% of FP17s for the same patient ID Re-attending within 3 months - Children	65	792	8.2%	11.0%	12.1%	11.5%
% of FP17s for the same patient ID Re-attending within 3 months - Adults	248	2,117	11.7%	16.2%	15.6%	15.4%
% of FP17s for the same patient ID Re-attending between 3 & 9 months - Children	365	792	46.1%	54.3%	61.2%	59.7%
% of FP17s for the same patient ID Re-attending between 3 & 9 months - Adults	739	2,117	34.9%	45.7%	54.3%	51.7%
% of FP17s for Band 1 Urgent Courses	254	2,714	9.4%	12.2%	9.1%	9.2%
% of FP17s Relating to Free Repair or Replacements	21	2,714	0.8%	0.9%	0.9%	0.7%
% of FP17s Relating to Continuations	47	2,714	1.7%	1.0%	1.0%	0.8%
% of Patients satisfied with the dentistry they have received	1	1	N/A	94.0%	94.4%	93.5%
% of Patients satisfied with the time they had to wait for an appointment	1	1	N/A	89.8%	88.1%	87.4%

* This is based on patients treated on this contract for their most recent course of treatment. Figures in italics indicate the base number of FP17s or Patient Questionnaire responses are less than 100. N/A is shown where the base number of responses is less than 10 during the period. % is calculated as Quantity/Base number*100

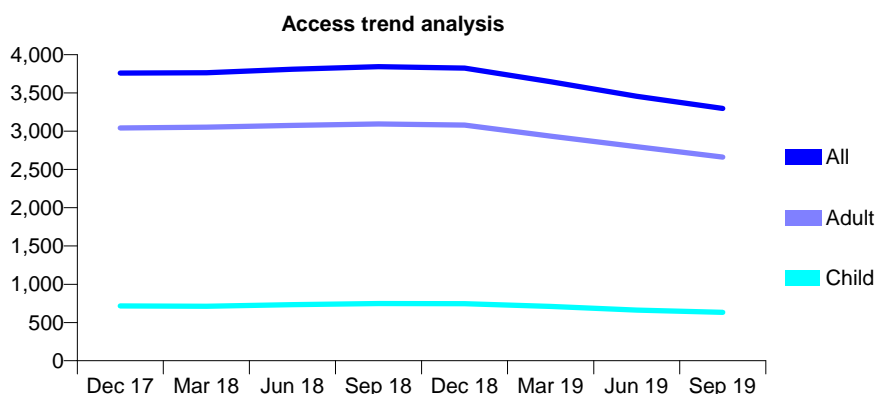
Q48 - Vital Signs At a Glance Contract Report for 136786/0001 - September 2019

Name or company name	Low House Dental Care
Contract type name	GDS Contract
Purpose of contract	General
Contract start date	01/04/2011
Contract end date	

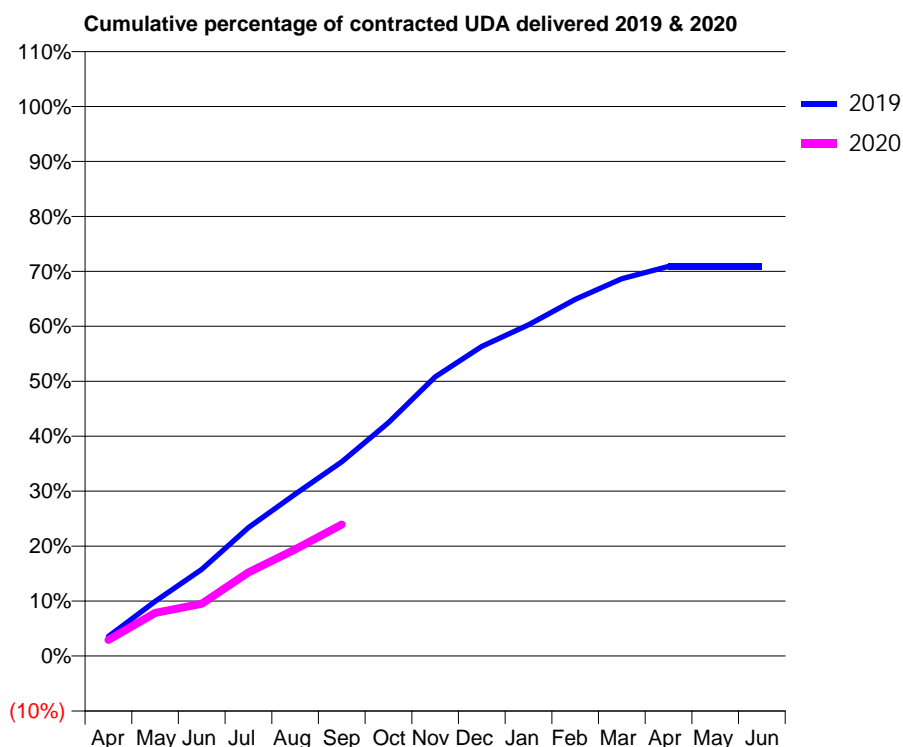
19/20 Contracted general activity (UDA)	17,000
Carry forward general activity (UDA)	0
19/20 Contracted orthodontic activity (UOA)	0
Carry forward orthodontic activity (UOA)	0
Baseline contract value	£435,043.97

ACCESS*

Patients seen in 24 months	Total	Change since previous quarter
Quarter ending September 2018	3,842	
Quarter ending December 2018	3,825	→
Quarter ending March 2019	3,647	↓
Quarter ending June 2019	3,457	↓
Quarter ending September 2019	3,296	↓
Variance since September 2018	(14.2%)	↓



ACTIVITY



Month	Adjusted Scheduled Activity (UDA)	
	2019	2020
April	607	496
May	1,688	1,333
June	2,683	1,619
July	3,973	2,587
August	5,010	3,300
September	6,009	4,070
October	7,222	
November	8,638	
December	9,577	
January	10,245	
February	11,032	
March	11,673	
April	12,052	
May	12,052	
June	12,052	

QUALITY

	Quantity	Base Number	Contract	AT	Region	England
% of FP17s for the same patient ID Re-attending within 3 months - Children	29	406	7.1%	11.0%	12.1%	11.5%
% of FP17s for the same patient ID Re-attending within 3 months - Adults	178	1,658	10.7%	16.2%	15.6%	15.4%
% of FP17s for the same patient ID Re-attending between 3 & 9 months - Children	260	406	64.0%	54.3%	61.2%	59.7%
% of FP17s for the same patient ID Re-attending between 3 & 9 months - Adults	1,002	1,658	60.4%	45.7%	54.3%	51.7%
% of FP17s for Band 1 Urgent Courses	69	1,904	3.6%	12.2%	9.1%	9.2%
% of FP17s Relating to Free Repair or Replacements	12	1,904	0.6%	0.9%	0.9%	0.7%
% of FP17s Relating to Continuations	22	1,904	1.2%	1.0%	1.0%	0.8%
% of Patients satisfied with the dentistry they have received	5	5	N/A	94.0%	94.4%	93.5%
% of Patients satisfied with the time they had to wait for an appointment	4	5	N/A	89.8%	88.1%	87.4%

* This is based on patients treated on this contract for their most recent course of treatment. Figures in italics indicate the base number of FP17s or Patient Questionnaire responses are less than 100. N/A is shown where the base number of responses is less than 10 during the period. % is calculated as Quantity/Base number*100

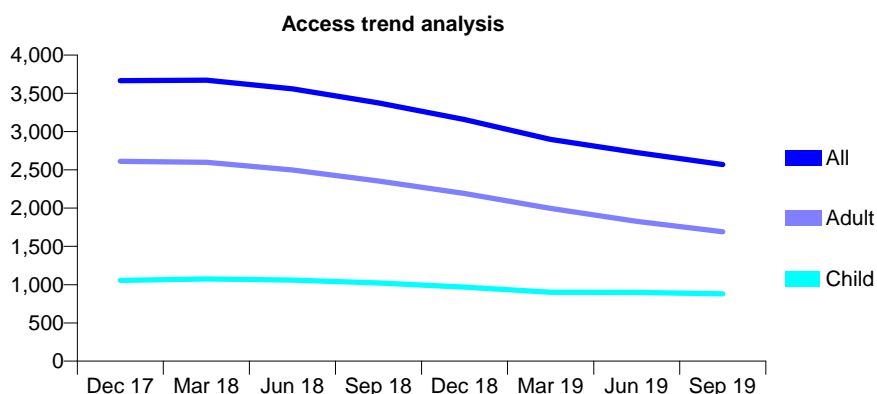
Q48 - Vital Signs At a Glance Contract Report for 137847/0001 - September 2019

Name or company name	North Huyton Dental Practice
Contract type name	GDS Contract
Purpose of contract	General
Contract start date	01/03/2013
Contract end date	

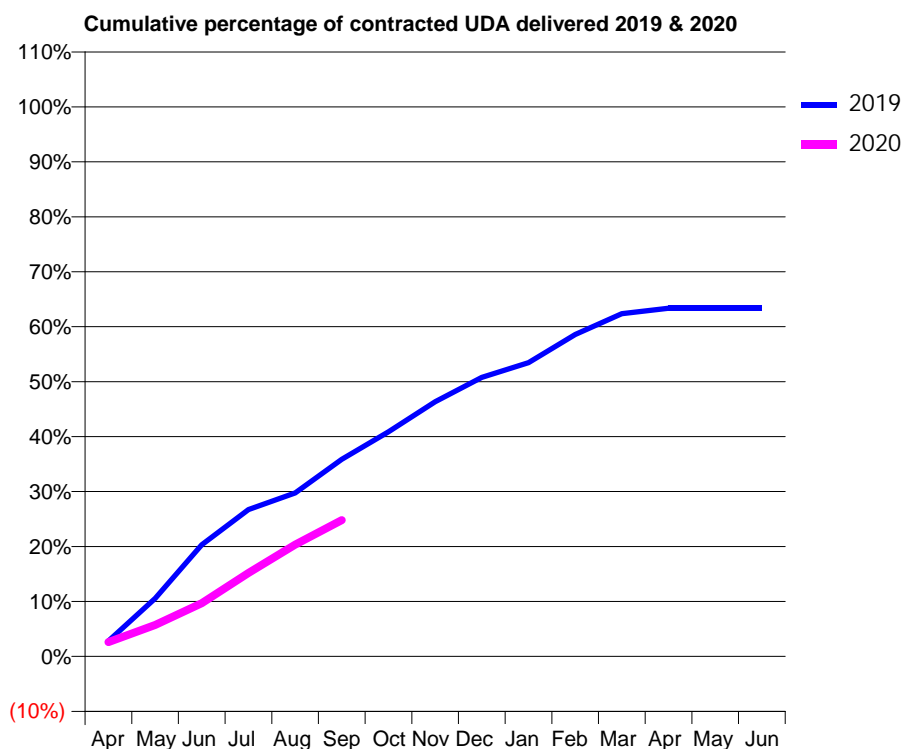
19/20 Contracted general activity (UDA)	9,750
Carry forward general activity (UDA)	0
19/20 Contracted orthodontic activity (UOA)	0
Carry forward orthodontic activity (UOA)	0
Baseline contract value	£257,973.15

ACCESS*

Patients seen in 24 months	Total	Change since previous quarter
Quarter ending September 2018	3,376	
Quarter ending December 2018	3,157	↓
Quarter ending March 2019	2,898	↓
Quarter ending June 2019	2,726	↓
Quarter ending September 2019	2,570	↓
Variance since September 2018	(23.9%)	↓



ACTIVITY



Month	2019	2020
April	275	255
May	1,031	561
June	1,983	944
July	2,605	1,480
August	2,899	1,983
September	3,498	2,417
October	3,986	
November	4,518	
December	4,952	
January	5,210	
February	5,713	
March	6,082	
April	6,176	
May	6,176	
June	6,176	

QUALITY

	Quantity	Base Number	Contract	AT	Region	England
% of FP17s for the same patient ID Re-attending within 3 months - Children	22	391	5.6%	11.0%	12.1%	11.5%
% of FP17s for the same patient ID Re-attending within 3 months - Adults	66	534	12.4%	16.2%	15.6%	15.4%
% of FP17s for the same patient ID Re-attending between 3 & 9 months - Children	96	391	24.6%	54.3%	61.2%	59.7%
% of FP17s for the same patient ID Re-attending between 3 & 9 months - Adults	162	534	30.3%	45.7%	54.3%	51.7%
% of FP17s for Band 1 Urgent Courses	62	887	7.0%	12.2%	9.1%	9.2%
% of FP17s Relating to Free Repair or Replacements	0	887	0.0%	0.9%	0.9%	0.7%
% of FP17s Relating to Continuations	4	887	0.5%	1.0%	1.0%	0.8%
% of Patients satisfied with the dentistry they have received	0	0	N/A	94.0%	94.4%	93.5%
% of Patients satisfied with the time they had to wait for an appointment	0	0	N/A	89.8%	88.1%	87.4%

* This is based on patients treated on this contract for their most recent course of treatment. Figures in italics indicate the base number of FP17s or Patient Questionnaire responses are less than 100. N/A is shown where the base number of responses is less than 10 during the period. % is calculated as Quantity/Base number*100

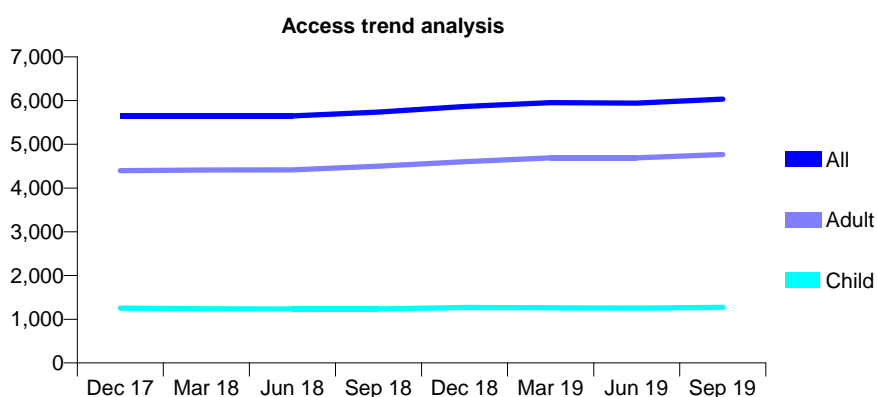
Q48 - Vital Signs At a Glance Contract Report for 138568/0001 - September 2019

Name or company name	Farnworth Dental
Contract type name	GDS Contract
Purpose of contract	General
Contract start date	01/05/2014
Contract end date	

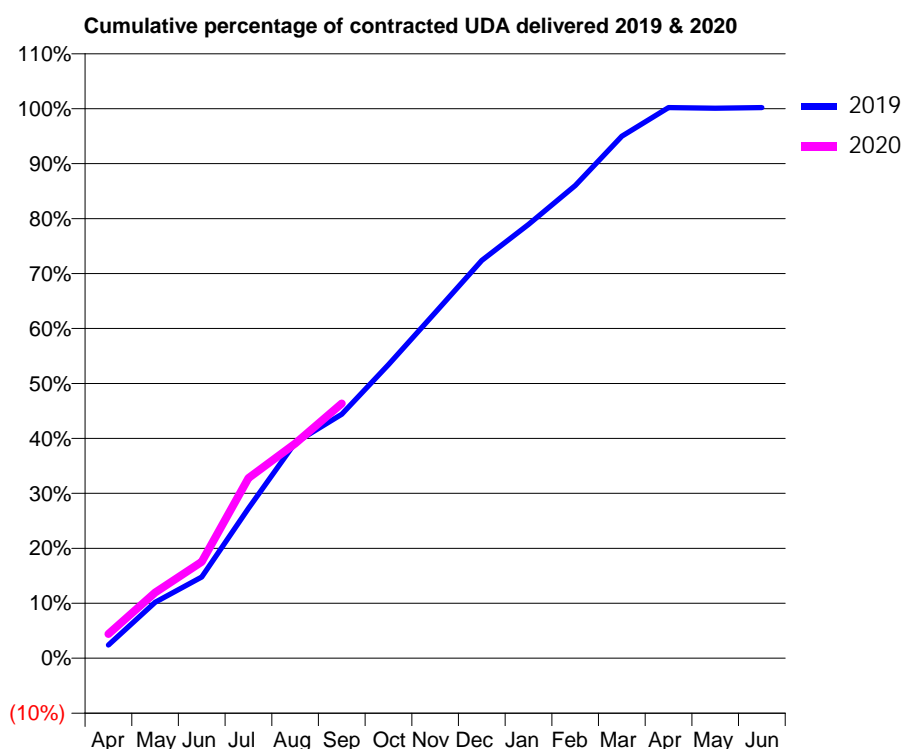
19/20 Contracted general activity (UDA)	17,598
Carry forward general activity (UDA)	0
19/20 Contracted orthodontic activity (UOA)	0
Carry forward orthodontic activity (UOA)	0
Baseline contract value	£527,463.91

ACCESS*

Patients seen in 24 months	Total	Change since previous quarter
Quarter ending September 2018	5,737	
Quarter ending December 2018	5,868	↑
Quarter ending March 2019	5,951	→
Quarter ending June 2019	5,943	→
Quarter ending September 2019	6,036	→
Variance since September 2018	5.2%	↑



ACTIVITY



Month	2019	2020
April	424	780
May	1,792	2,104
June	2,603	3,088
July	4,797	5,768
August	6,901	6,877
September	7,813	8,161
October	9,401	
November	11,066	
December	12,736	
January	13,888	
February	15,135	
March	16,713	
April	17,631	
May	17,615	
June	17,629	

QUALITY

	Quantity	Base Number	Contract	AT	Region	England
% of FP17s for the same patient ID Re-attending within 3 months - Children	97	1,022	9.5%	11.0%	12.1%	11.5%
% of FP17s for the same patient ID Re-attending within 3 months - Adults	385	3,407	11.3%	16.2%	15.6%	15.4%
% of FP17s for the same patient ID Re-attending between 3 & 9 months - Children	654	1,022	64.0%	54.3%	61.2%	59.7%
% of FP17s for the same patient ID Re-attending between 3 & 9 months - Adults	2,092	3,407	61.4%	45.7%	54.3%	51.7%
% of FP17s for Band 1 Urgent Courses	244	4,027	6.1%	12.2%	9.1%	9.2%
% of FP17s Relating to Free Repair or Replacements	41	4,027	1.0%	0.9%	0.9%	0.7%
% of FP17s Relating to Continuations	14	4,027	0.3%	1.0%	1.0%	0.8%
% of Patients satisfied with the dentistry they have received	8	8	N/A	94.0%	94.4%	93.5%
% of Patients satisfied with the time they had to wait for an appointment	7	8	N/A	89.8%	88.1%	87.4%

* This is based on patients treated on this contract for their most recent course of treatment.

Figures in italics indicate the base number of FP17s or Patient Questionnaire responses are less than 100. N/A is shown where the base number of responses is less than 10 during the period. % is calculated as Quantity/Base number*100

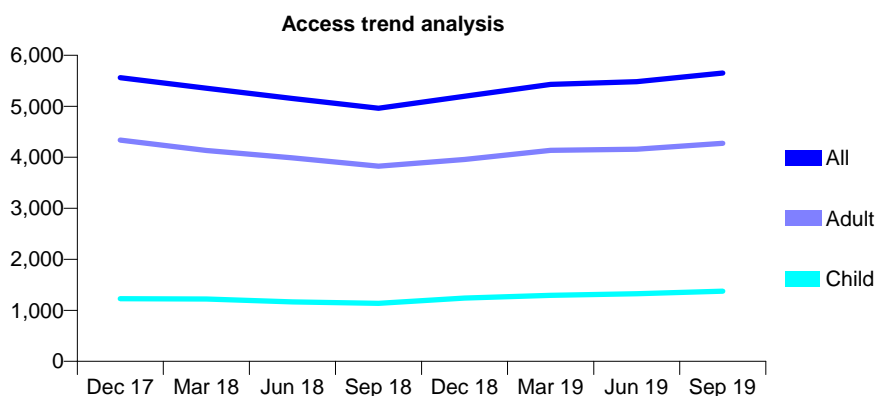
Q48 - Vital Signs At a Glance Contract Report for 139394/0001 - September 2019

Name or company name	Garston Dental Surgery
Contract type name	GDS Contract
Purpose of contract	General
Contract start date	02/07/2012
Contract end date	

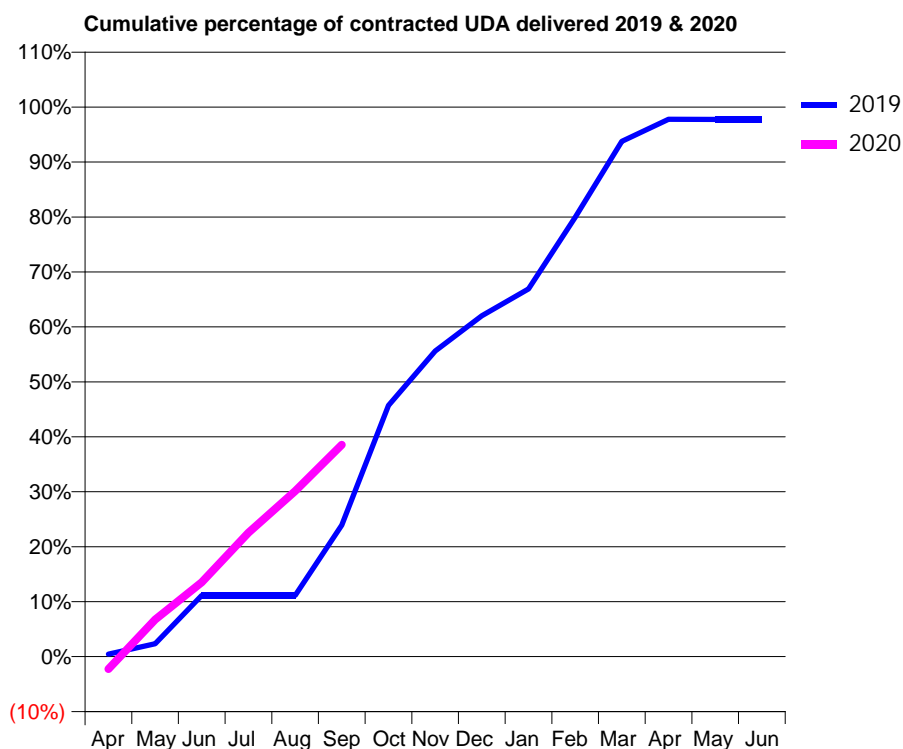
19/20 Contracted general activity (UDA)	19,133
Carry forward general activity (UDA)	434
19/20 Contracted orthodontic activity (UOA)	0
Carry forward orthodontic activity (UOA)	0
Baseline contract value	£505,206.37

ACCESS*

Patients seen in 24 months	Total	Change since previous quarter
Quarter ending September 2018	4,961	
Quarter ending December 2018	5,197	↑
Quarter ending March 2019	5,429	↑
Quarter ending June 2019	5,484	→
Quarter ending September 2019	5,652	↑
Variance since September 2018	13.9%	↑



ACTIVITY



Month	Adjusted Scheduled Activity (UDA)	
	2019	2020
April	84	-434
May	447	1,286
June	2,135	2,588
July	2,135	4,314
August	2,135	5,766
September	4,582	7,376
October	8,747	
November	10,642	
December	11,867	
January	12,803	
February	15,297	
March	17,937	
April	18,709	
May	18,701	
June	18,698	

QUALITY

	Quantity	Base Number	Contract	AT	Region	England
% of FP17s for the same patient ID Re-attending within 3 months - Children	129	1,081	11.9%	11.0%	12.1%	11.5%
% of FP17s for the same patient ID Re-attending within 3 months - Adults	447	2,743	16.3%	16.2%	15.6%	15.4%
% of FP17s for the same patient ID Re-attending between 3 & 9 months - Children	596	1,081	55.1%	54.3%	61.2%	59.7%
% of FP17s for the same patient ID Re-attending between 3 & 9 months - Adults	1,269	2,743	46.3%	45.7%	54.3%	51.7%
% of FP17s for Band 1 Urgent Courses	370	3,549	10.4%	12.2%	9.1%	9.2%
% of FP17s Relating to Free Repair or Replacements	40	3,549	1.1%	0.9%	0.9%	0.7%
% of FP17s Relating to Continuations	19	3,549	0.5%	1.0%	1.0%	0.8%
% of Patients satisfied with the dentistry they have received	1	1	N/A	94.0%	94.4%	93.5%
% of Patients satisfied with the time they had to wait for an appointment	1	1	N/A	89.8%	88.1%	87.4%

* This is based on patients treated on this contract for their most recent course of treatment. Figures in italics indicate the base number of FP17s or Patient Questionnaire responses are less than 100. N/A is shown where the base number of responses is less than 10 during the period. % is calculated as Quantity/Base number*100

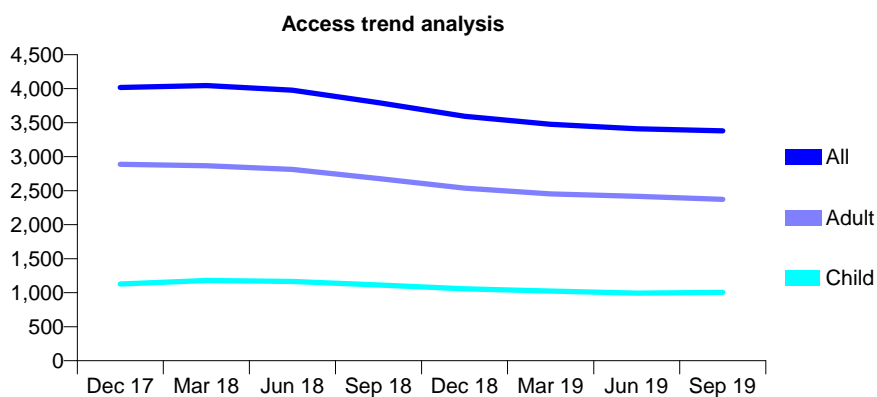
Q48 - Vital Signs At a Glance Contract Report for 140287/0001 - September 2019

Name or company name	Smile Clinic UK Ltd
Contract type name	GDS Contract
Purpose of contract	General
Contract start date	01/10/2009
Contract end date	

19/20 Contracted general activity (UDA)	15,360
Carry forward general activity (UDA)	0
19/20 Contracted orthodontic activity (UOA)	0
Carry forward orthodontic activity (UOA)	0
Baseline contract value	£481,248.39

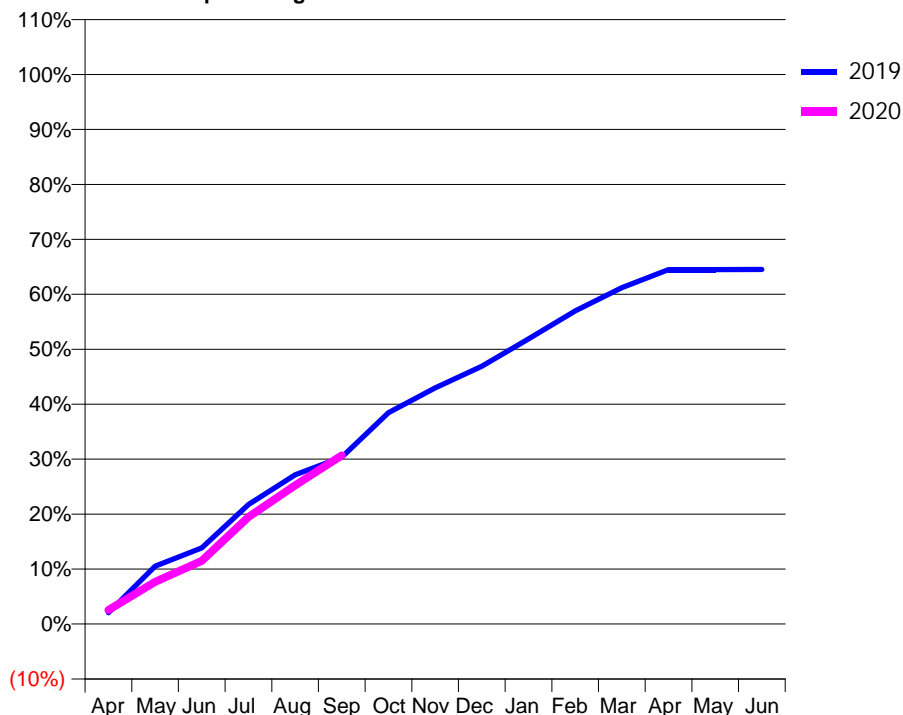
ACCESS*

Patients seen in 24 months	Total	Change since previous quarter
Quarter ending September 2018	3,793	
Quarter ending December 2018	3,596	↓
Quarter ending March 2019	3,477	↓
Quarter ending June 2019	3,411	↓
Quarter ending September 2019	3,380	→
Variance since September 2018	(10.9%)	↓



ACTIVITY

Cumulative percentage of contracted UDA delivered 2019 & 2020



Adjusted Scheduled Activity (UDA)

Month	2019	2020
April	314	394
May	1,619	1,178
June	2,125	1,765
July	3,340	2,992
August	4,175	3,875
September	4,666	4,713
October	5,905	
November	6,599	
December	7,204	
January	7,971	
February	8,750	
March	9,401	
April	9,905	
May	9,906	
June	9,909	

QUALITY

	Quantity	Base Number	Contract	AT	Region	England
% of FP17s for the same patient ID Re-attending within 3 months - Children	49	700	7.0%	11.0%	12.1%	11.5%
% of FP17s for the same patient ID Re-attending within 3 months - Adults	213	1,450	14.7%	16.2%	15.6%	15.4%
% of FP17s for the same patient ID Re-attending between 3 & 9 months - Children	315	700	45.0%	54.3%	61.2%	59.7%
% of FP17s for the same patient ID Re-attending between 3 & 9 months - Adults	536	1,450	37.0%	45.7%	54.3%	51.7%
% of FP17s for Band 1 Urgent Courses	296	1,937	15.3%	12.2%	9.1%	9.2%
% of FP17s Relating to Free Repair or Replacements	8	1,937	0.4%	0.9%	0.9%	0.7%
% of FP17s Relating to Continuations	20	1,937	1.0%	1.0%	1.0%	0.8%
% of Patients satisfied with the dentistry they have received	1	2	N/A	94.0%	94.4%	93.5%
% of Patients satisfied with the time they had to wait for an appointment	2	2	N/A	89.8%	88.1%	87.4%

* This is based on patients treated on this contract for their most recent course of treatment.

Figures in italics indicate the base number of FP17s or Patient Questionnaire responses are less than 100. N/A is shown where the base number of responses is less than 10 during the period. % is calculated as Quantity/Base number*100

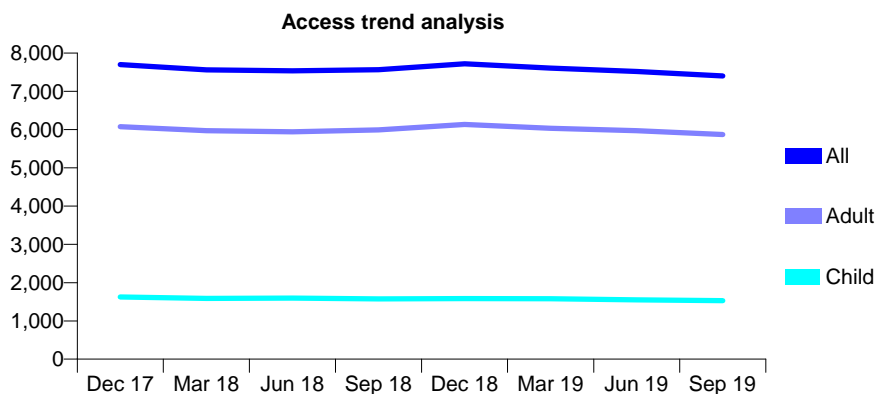
Q48 - Vital Signs At a Glance Contract Report for 141119/0001 - September 2019

Name or company name	Churchtown Dental Practice
Contract type name	GDS Contract
Purpose of contract	General
Contract start date	30/05/2012
Contract end date	

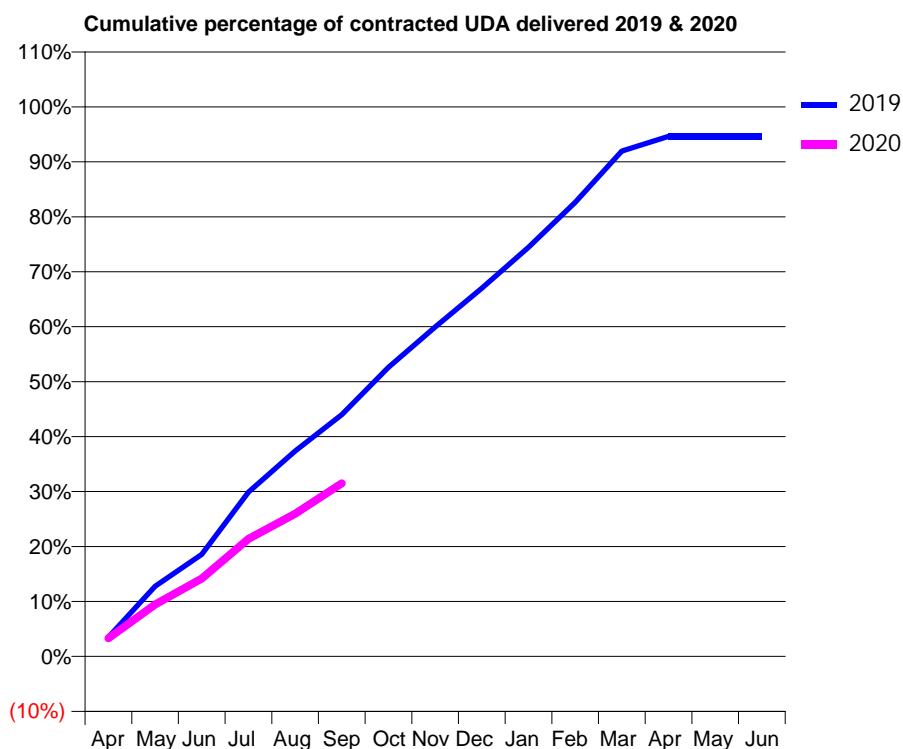
19/20 Contracted general activity (UDA)	23,442
Carry forward general activity (UDA)	0
19/20 Contracted orthodontic activity (UOA)	0
Carry forward orthodontic activity (UOA)	0
Baseline contract value	£737,744.31

ACCESS*

Patients seen in 24 months	Total	Change since previous quarter
Quarter ending September 2018	7,566	
Quarter ending December 2018	7,719	↑
Quarter ending March 2019	7,607	↓
Quarter ending June 2019	7,517	↓
Quarter ending September 2019	7,402	↓
Variance since September 2018	(2.2%)	↓



ACTIVITY



Month	2019	2020
April	820	779
May	2,997	2,218
June	4,355	3,324
July	7,004	5,012
August	8,761	6,086
September	10,308	7,381
October	12,335	
November	14,052	
December	15,702	
January	17,448	
February	19,370	
March	21,560	
April	22,180	
May	22,181	
June	22,181	

QUALITY

	Quantity	Base Number	Contract	AT	Region	England
% of FP17s for the same patient ID Re-attending within 3 months - Children	60	1,026	5.8%	11.0%	12.1%	11.5%
% of FP17s for the same patient ID Re-attending within 3 months - Adults	532	3,297	16.1%	16.2%	15.6%	15.4%
% of FP17s for the same patient ID Re-attending between 3 & 9 months - Children	704	1,026	68.6%	54.3%	61.2%	59.7%
% of FP17s for the same patient ID Re-attending between 3 & 9 months - Adults	1,469	3,297	44.6%	45.7%	54.3%	51.7%
% of FP17s for Band 1 Urgent Courses	474	4,007	11.8%	12.2%	9.1%	9.2%
% of FP17s Relating to Free Repair or Replacements	51	4,007	1.3%	0.9%	0.9%	0.7%
% of FP17s Relating to Continuations	118	4,007	2.9%	1.0%	1.0%	0.8%
% of Patients satisfied with the dentistry they have received	4	4	N/A	94.0%	94.4%	93.5%
% of Patients satisfied with the time they had to wait for an appointment	4	4	N/A	89.8%	88.1%	87.4%

* This is based on patients treated on this contract for their most recent course of treatment. Figures in italics indicate the base number of FP17s or Patient Questionnaire responses are less than 100. N/A is shown where the base number of responses is less than 10 during the period. % is calculated as Quantity/Base number*100

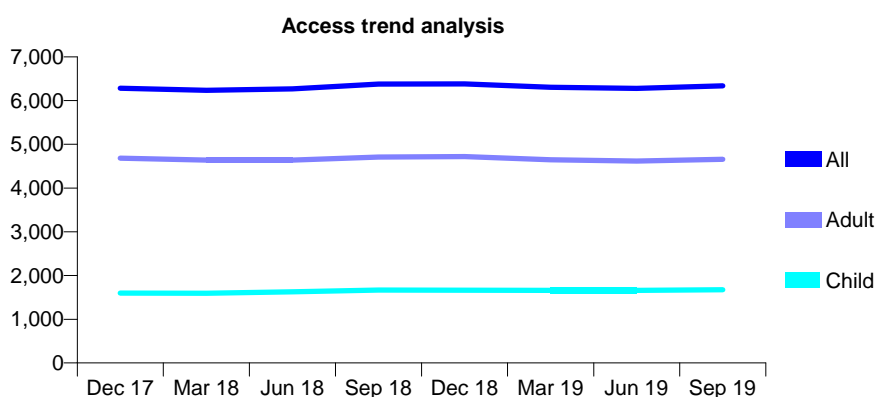
Q48 - Vital Signs At a Glance Contract Report for 141488/0001 - September 2019

Name or company name	Croft Dental Care Ltd
Contract type name	GDS Contract
Purpose of contract	General
Contract start date	01/07/2011
Contract end date	

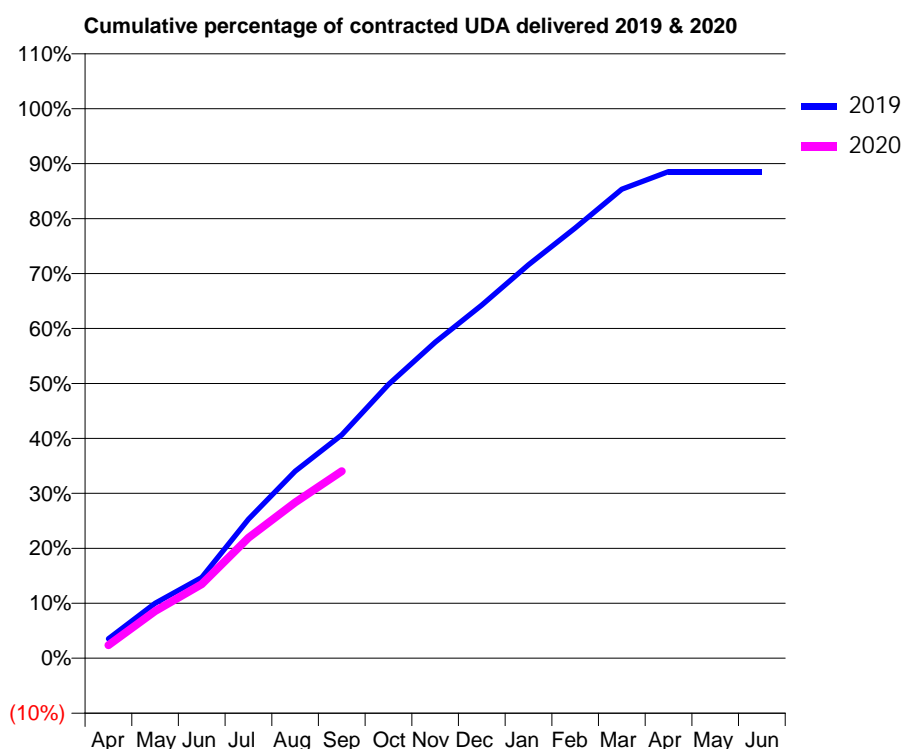
19/20 Contracted general activity (UDA)	28,481
Carry forward general activity (UDA)	0
19/20 Contracted orthodontic activity (UOA)	0
Carry forward orthodontic activity (UOA)	0
Baseline contract value	£776,361.00

ACCESS*

Patients seen in 24 months	Total	Change since previous quarter
Quarter ending September 2018	6,375	
Quarter ending December 2018	6,383	→
Quarter ending March 2019	6,307	↓
Quarter ending June 2019	6,278	→
Quarter ending September 2019	6,336	→
Variance since September 2018	(0.6%)	→



ACTIVITY



Adjusted Scheduled Activity (UDA)		
Month	2019	2020
April	1,005	672
May	2,852	2,440
June	4,183	3,841
July	7,208	6,241
August	9,695	8,074
September	11,570	9,690
October	14,186	
November	16,377	
December	18,303	
January	20,394	
February	22,296	
March	24,306	
April	25,217	
May	25,219	
June	25,219	

QUALITY

	Quantity	Base Number	Contract	AT	Region	England
% of FP17s for the same patient ID Re-attending within 3 months - Children	187	1,268	14.7%	11.0%	12.1%	11.5%
% of FP17s for the same patient ID Re-attending within 3 months - Adults	525	2,868	18.3%	16.2%	15.6%	15.4%
% of FP17s for the same patient ID Re-attending between 3 & 9 months - Children	678	1,268	53.5%	54.3%	61.2%	59.7%
% of FP17s for the same patient ID Re-attending between 3 & 9 months - Adults	1,312	2,868	45.7%	45.7%	54.3%	51.7%
% of FP17s for Band 1 Urgent Courses	531	3,848	13.8%	12.2%	9.1%	9.2%
% of FP17s Relating to Free Repair or Replacements	30	3,848	0.8%	0.9%	0.9%	0.7%
% of FP17s Relating to Continuations	76	3,848	2.0%	1.0%	1.0%	0.8%
% of Patients satisfied with the dentistry they have received	4	4	N/A	94.0%	94.4%	93.5%
% of Patients satisfied with the time they had to wait for an appointment	4	4	N/A	89.8%	88.1%	87.4%

* This is based on patients treated on this contract for their most recent course of treatment. Figures in italics indicate the base number of FP17s or Patient Questionnaire responses are less than 100. N/A is shown where the base number of responses is less than 10 during the period. % is calculated as Quantity/Base number*100

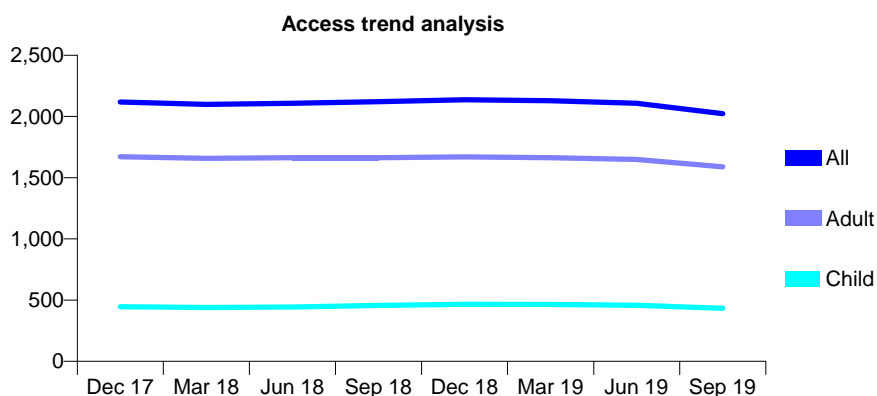
Q48 - Vital Signs At a Glance Contract Report for 142999/0001 - September 2019

Name or company name	Church Road Dental Practice
Contract type name	GDS Contract
Purpose of contract	General
Contract start date	06/07/2011
Contract end date	

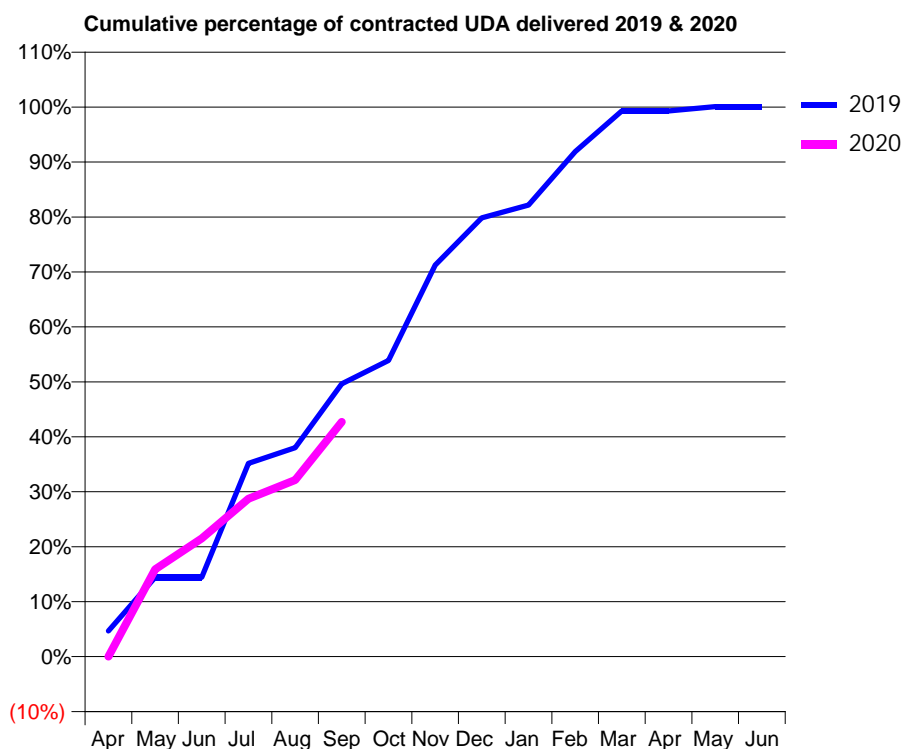
19/20 Contracted general activity (UDA)	7,500
Carry forward general activity (UDA)	0
19/20 Contracted orthodontic activity (UOA)	0
Carry forward orthodontic activity (UOA)	0
Baseline contract value	£183,258.41

ACCESS*

Patients seen in 24 months	Total	Change since previous quarter
Quarter ending September 2018	2,120	
Quarter ending December 2018	2,137	→
Quarter ending March 2019	2,129	→
Quarter ending June 2019	2,107	↓
Quarter ending September 2019	2,022	↓
Variance since September 2018	(4.6%)	↓



ACTIVITY



Month	Adjusted Scheduled Activity (UDA)	
	2019	2020
April	351	0
May	1,082	1,191
June	1,082	1,613
July	2,638	2,154
August	2,850	2,410
September	3,724	3,202
October	4,041	
November	5,342	
December	5,988	
January	6,163	
February	6,891	
March	7,447	
April	7,447	
May	7,506	
June	7,506	

QUALITY

	Quantity	Base Number	Contract	AT	Region	England
% of FP17s for the same patient ID Re-attending within 3 months - Children	20	291	6.9%	11.0%	12.1%	11.5%
% of FP17s for the same patient ID Re-attending within 3 months - Adults	109	1,106	9.9%	16.2%	15.6%	15.4%
% of FP17s for the same patient ID Re-attending between 3 & 9 months - Children	173	291	59.5%	54.3%	61.2%	59.7%
% of FP17s for the same patient ID Re-attending between 3 & 9 months - Adults	785	1,106	71.0%	45.7%	54.3%	51.7%
% of FP17s for Band 1 Urgent Courses	54	1,333	4.1%	12.2%	9.1%	9.2%
% of FP17s Relating to Free Repair or Replacements	9	1,333	0.7%	0.9%	0.9%	0.7%
% of FP17s Relating to Continuations	0	1,333	0.0%	1.0%	1.0%	0.8%
% of Patients satisfied with the dentistry they have received	1	1	N/A	94.0%	94.4%	93.5%
% of Patients satisfied with the time they had to wait for an appointment	1	1	N/A	89.8%	88.1%	87.4%

* This is based on patients treated on this contract for their most recent course of treatment. Figures in italics indicate the base number of FP17s or Patient Questionnaire responses are less than 100. N/A is shown where the base number of responses is less than 10 during the period. % is calculated as Quantity/Base number*100

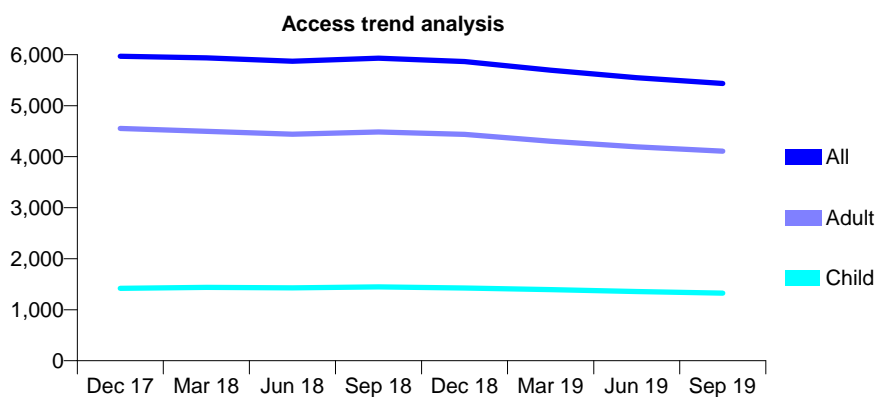
Q48 - Vital Signs At a Glance Contract Report for 143731/0001 - September 2019

Name or company name	P J BurrIDGE Limited
Contract type name	GDS Contract
Purpose of contract	General
Contract start date	01/04/2015
Contract end date	

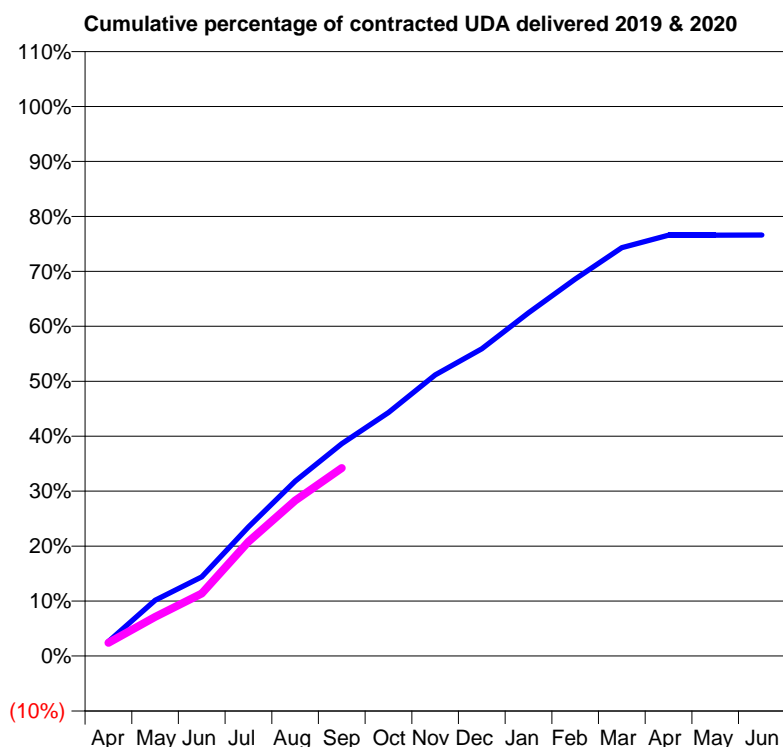
19/20 Contracted general activity (UDA)	16,530
Carry forward general activity (UDA)	0
19/20 Contracted orthodontic activity (UOA)	0
Carry forward orthodontic activity (UOA)	0
Baseline contract value	£536,429.28

ACCESS*

Patients seen in 24 months	Total	Change since previous quarter
Quarter ending September 2018	5,931	
Quarter ending December 2018	5,865	↓
Quarter ending March 2019	5,695	↓
Quarter ending June 2019	5,549	↓
Quarter ending September 2019	5,435	↓
Variance since September 2018	(8.4%)	↓



ACTIVITY



Month	Adjusted Scheduled Activity (UDA)	
	2019	2020
April	435	400
May	1,679	1,176
June	2,380	1,879
July	3,882	3,441
August	5,259	4,677
September	6,383	5,656
October	7,322	
November	8,457	
December	9,240	
January	10,322	
February	11,339	
March	12,282	
April	12,659	
May	12,658	
June	12,661	

QUALITY

	Quantity	Base Number	Contract	AT	Region	England
% of FP17s for the same patient ID Re-attending within 3 months - Children	30	647	4.6%	11.0%	12.1%	11.5%
% of FP17s for the same patient ID Re-attending within 3 months - Adults	281	1,808	15.5%	16.2%	15.6%	15.4%
% of FP17s for the same patient ID Re-attending between 3 & 9 months - Children	214	647	33.1%	54.3%	61.2%	59.7%
% of FP17s for the same patient ID Re-attending between 3 & 9 months - Adults	479	1,808	26.5%	45.7%	54.3%	51.7%
% of FP17s for Band 1 Urgent Courses	198	2,299	8.6%	12.2%	9.1%	9.2%
% of FP17s Relating to Free Repair or Replacements	13	2,299	0.6%	0.9%	0.9%	0.7%
% of FP17s Relating to Continuations	55	2,299	2.4%	1.0%	1.0%	0.8%
% of Patients satisfied with the dentistry they have received	1	1	N/A	94.0%	94.4%	93.5%
% of Patients satisfied with the time they had to wait for an appointment	0	1	N/A	89.8%	88.1%	87.4%

* This is based on patients treated on this contract for their most recent course of treatment. Figures in italics indicate the base number of FP17s or Patient Questionnaire responses are less than 100. N/A is shown where the base number of responses is less than 10 during the period. % is calculated as Quantity/Base number*100

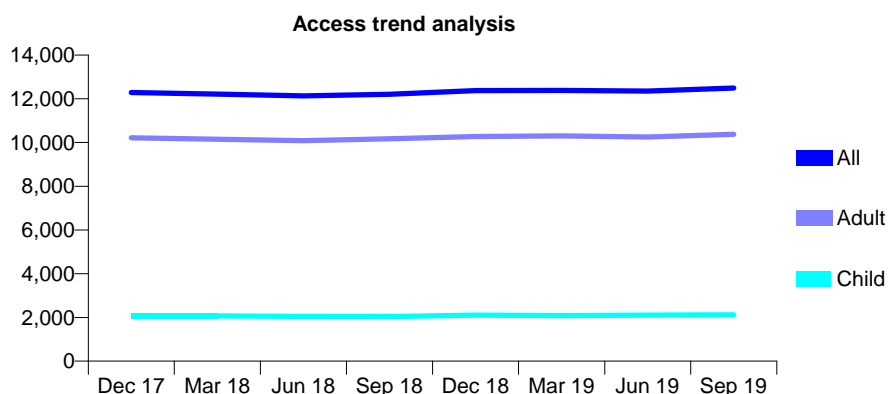
Q48 - Vital Signs At a Glance Contract Report for 145963/0001 - September 2019

Name or company name	Hoghton Street Dental Care Limited
Contract type name	GDS Contract
Purpose of contract	General
Contract start date	01/06/2012
Contract end date	

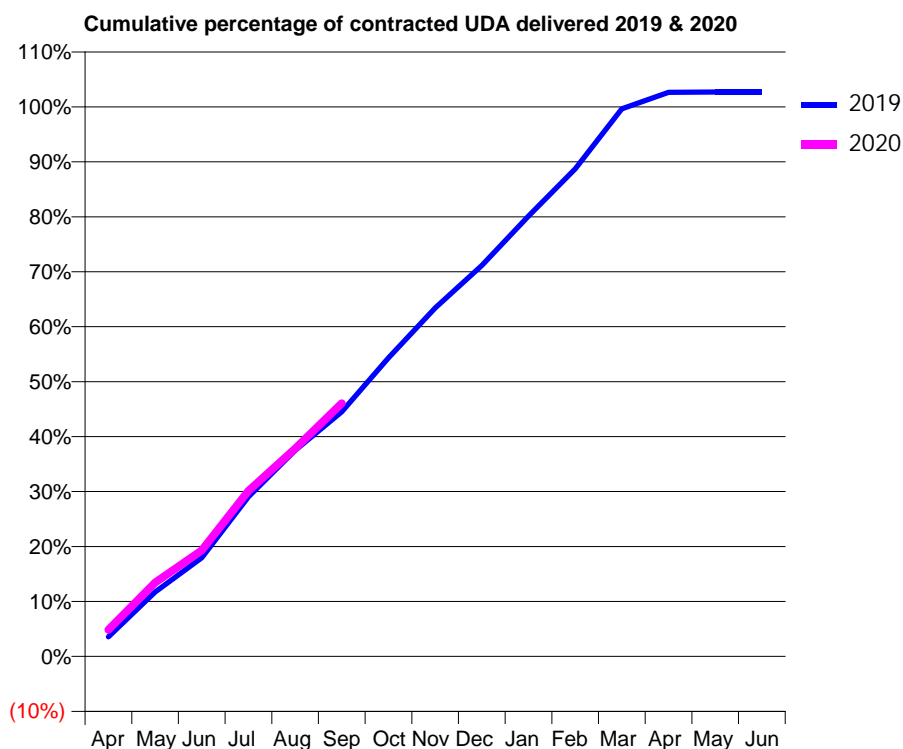
19/20 Contracted general activity (UDA)	36,616
Carry forward general activity (UDA)	0
19/20 Contracted orthodontic activity (UOA)	0
Carry forward orthodontic activity (UOA)	0
Baseline contract value	£1,216,485.30

ACCESS*

Patients seen in 24 months	Total	Change since previous quarter
Quarter ending September 2018	12,211	
Quarter ending December 2018	12,376	→
Quarter ending March 2019	12,380	→
Quarter ending June 2019	12,354	→
Quarter ending September 2019	12,492	→
Variance since September 2018	2.3%	↑



ACTIVITY



Month	2019	2020
April	1,308	1,775
May	4,298	4,918
June	6,567	7,069
July	10,638	11,034
August	13,736	13,849
September	16,305	16,860
October	19,892	
November	23,222	
December	26,045	
January	29,342	
February	32,480	
March	36,483	
April	37,578	
May	37,603	
June	37,602	

QUALITY

	Quantity	Base Number	Contract	AT	Region	England
% of FP17s for the same patient ID Re-attending within 3 months - Children	190	2,200	8.6%	11.0%	12.1%	11.5%
% of FP17s for the same patient ID Re-attending within 3 months - Adults	1,305	8,372	15.6%	16.2%	15.6%	15.4%
% of FP17s for the same patient ID Re-attending between 3 & 9 months - Children	1,538	2,200	69.9%	54.3%	61.2%	59.7%
% of FP17s for the same patient ID Re-attending between 3 & 9 months - Adults	4,320	8,372	51.6%	45.7%	54.3%	51.7%
% of FP17s for Band 1 Urgent Courses	800	9,445	8.5%	12.2%	9.1%	9.2%
% of FP17s Relating to Free Repair or Replacements	45	9,445	0.5%	0.9%	0.9%	0.7%
% of FP17s Relating to Continuations	59	9,445	0.6%	1.0%	1.0%	0.8%
% of Patients satisfied with the dentistry they have received	8	8	N/A	94.0%	94.4%	93.5%
% of Patients satisfied with the time they had to wait for an appointment	7	8	N/A	89.8%	88.1%	87.4%

* This is based on patients treated on this contract for their most recent course of treatment.

Figures in italics indicate the base number of FP17s or Patient Questionnaire responses are less than 100. N/A is shown where the base number of responses is less than 10 during the period. % is calculated as Quantity/Base number*100

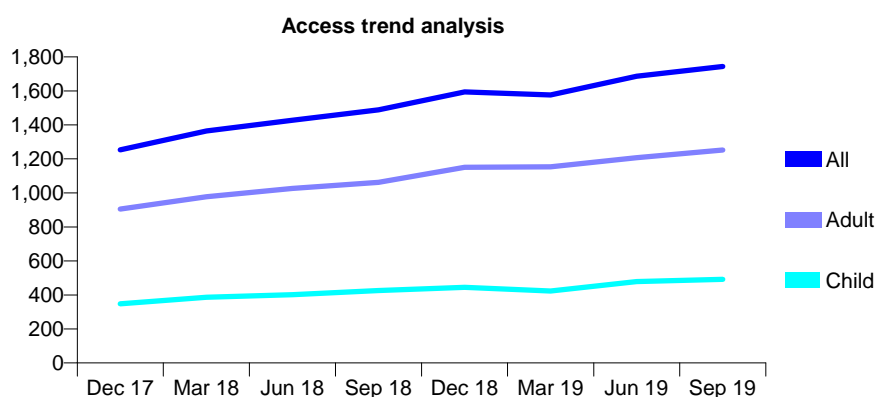
Q48 - Vital Signs At a Glance Contract Report for 146331/0003 - September 2019

Name or company name	Vauxhall Dental Care
Contract type name	PDS Contract
Purpose of contract	General
Contract start date	01/04/2015
Contract end date	31/03/2021

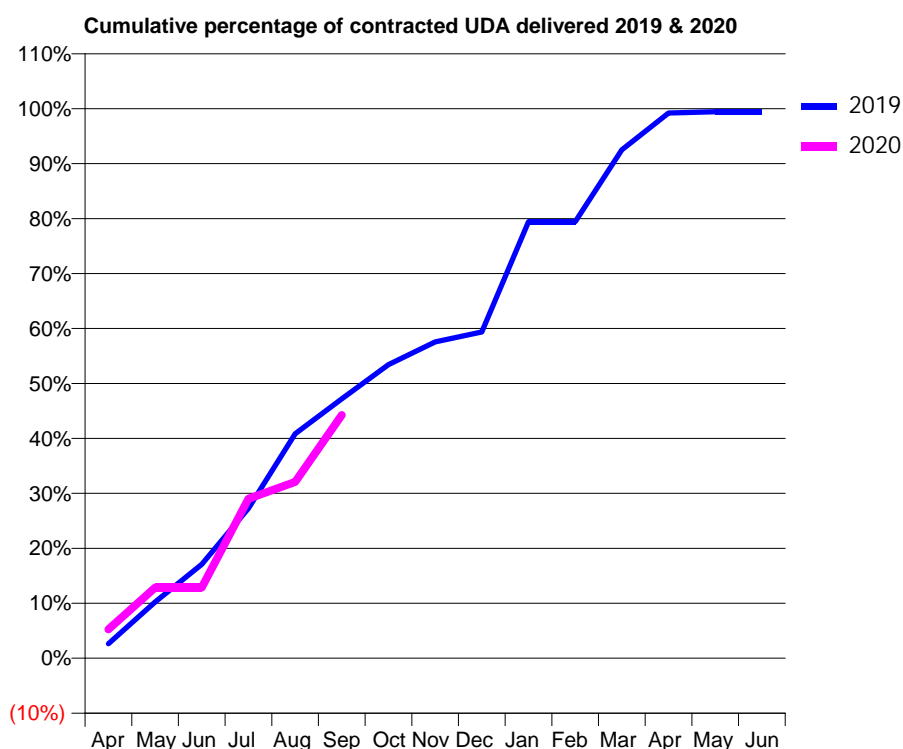
19/20 Contracted general activity (UDA)	5,195
Carry forward general activity (UDA)	0
19/20 Contracted orthodontic activity (UOA)	0
Carry forward orthodontic activity (UOA)	0
Baseline contract value	£535,067.27

ACCESS*

Patients seen in 24 months	Total	Change since previous quarter
Quarter ending September 2018	1,488	
Quarter ending December 2018	1,594	↑
Quarter ending March 2019	1,576	↓
Quarter ending June 2019	1,686	↑
Quarter ending September 2019	1,743	↑
Variance since September 2018	17.1%	↑



ACTIVITY



Month	2019	2020
April	136	273
May	532	667
June	886	667
July	1,416	1,507
August	2,122	1,665
September	2,451	2,298
October	2,776	
November	2,991	
December	3,084	
January	4,127	
February	4,127	
March	4,806	
April	5,154	
May	5,165	
June	5,165	

QUALITY

	Quantity	Base Number	Contract	AT	Region	England
% of FP17s for the same patient ID Re-attending within 3 months - Children	42	414	10.1%	11.0%	12.1%	11.5%
% of FP17s for the same patient ID Re-attending within 3 months - Adults	101	820	12.3%	16.2%	15.6%	15.4%
% of FP17s for the same patient ID Re-attending between 3 & 9 months - Children	181	414	43.7%	54.3%	61.2%	59.7%
% of FP17s for the same patient ID Re-attending between 3 & 9 months - Adults	354	820	43.2%	45.7%	54.3%	51.7%
% of FP17s for Band 1 Urgent Courses	89	1,079	8.2%	12.2%	9.1%	9.2%
% of FP17s Relating to Free Repair or Replacements	5	1,079	0.5%	0.9%	0.9%	0.7%
% of FP17s Relating to Continuations	5	1,079	0.5%	1.0%	1.0%	0.8%
% of Patients satisfied with the dentistry they have received	0	0	N/A	94.0%	94.4%	93.5%
% of Patients satisfied with the time they had to wait for an appointment	0	0	N/A	89.8%	88.1%	87.4%

* This is based on patients treated on this contract for their most recent course of treatment.

Figures in italics indicate the base number of FP17s or Patient Questionnaire responses are less than 100. N/A is shown where the base number of responses is less than 10 during the period. % is calculated as Quantity/Base number*100

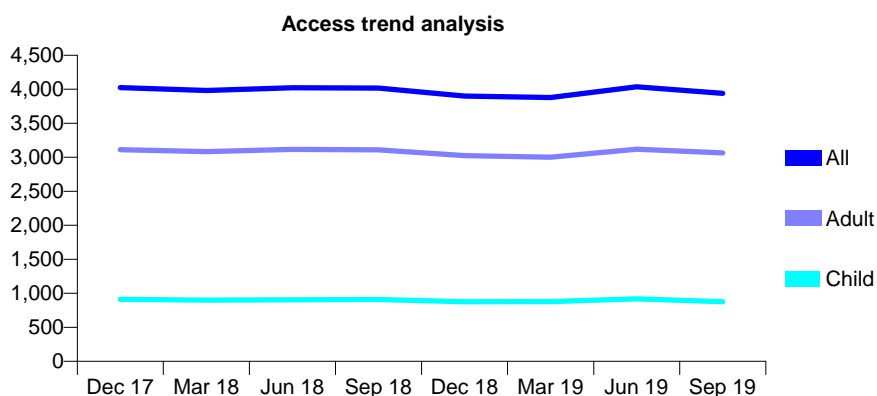
Q48 - Vital Signs At a Glance Contract Report for 147753/0001 - September 2019

Name or company name	Abercromby Health Centre Partnership
Contract type name	GDS Contract
Purpose of contract	General
Contract start date	15/08/2014
Contract end date	

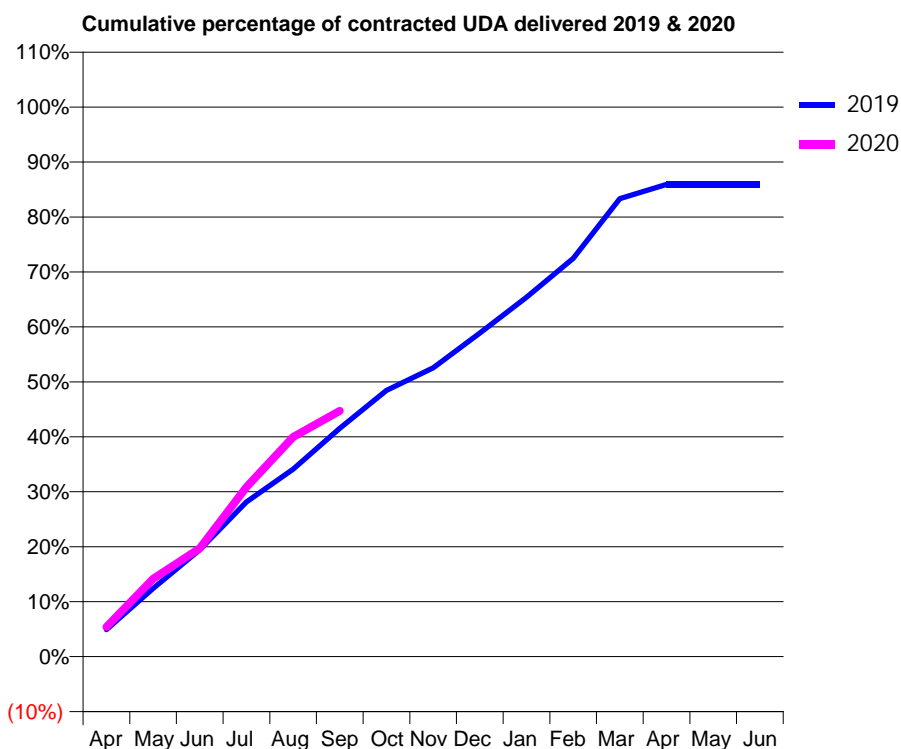
19/20 Contracted general activity (UDA)	13,675
Carry forward general activity (UDA)	0
19/20 Contracted orthodontic activity (UOA)	0
Carry forward orthodontic activity (UOA)	0
Baseline contract value	£431,926.39

ACCESS*

Patients seen in 24 months	Total	Change since previous quarter
Quarter ending September 2018	4,017	
Quarter ending December 2018	3,900	↓
Quarter ending March 2019	3,880	→
Quarter ending June 2019	4,036	↑
Quarter ending September 2019	3,941	↓
Variance since September 2018	(1.9%)	↓



ACTIVITY



Month	Adjusted Scheduled Activity (UDA)	
	2019	2020
April	671	737
May	1,699	1,939
June	2,660	2,695
July	3,849	4,218
August	4,668	5,468
September	5,684	6,116
October	6,624	
November	7,185	
December	8,053	
January	8,943	
February	9,910	
March	11,395	
April	11,749	
May	11,749	
June	11,749	

QUALITY

	Quantity	Base Number	Contract	AT	Region	England
% of FP17s for the same patient ID Re-attending within 3 months - Children	54	494	10.9%	11.0%	12.1%	11.5%
% of FP17s for the same patient ID Re-attending within 3 months - Adults	265	1,676	15.8%	16.2%	15.6%	15.4%
% of FP17s for the same patient ID Re-attending between 3 & 9 months - Children	182	494	36.8%	54.3%	61.2%	59.7%
% of FP17s for the same patient ID Re-attending between 3 & 9 months - Adults	600	1,676	35.8%	45.7%	54.3%	51.7%
% of FP17s for Band 1 Urgent Courses	190	2,049	9.3%	12.2%	9.1%	9.2%
% of FP17s Relating to Free Repair or Replacements	10	2,049	0.5%	0.9%	0.9%	0.7%
% of FP17s Relating to Continuations	50	2,049	2.4%	1.0%	1.0%	0.8%
% of Patients satisfied with the dentistry they have received	0	0	N/A	94.0%	94.4%	93.5%
% of Patients satisfied with the time they had to wait for an appointment	0	0	N/A	89.8%	88.1%	87.4%

* This is based on patients treated on this contract for their most recent course of treatment. Figures in italics indicate the base number of FP17s or Patient Questionnaire responses are less than 100. N/A is shown where the base number of responses is less than 10 during the period. % is calculated as Quantity/Base number*100

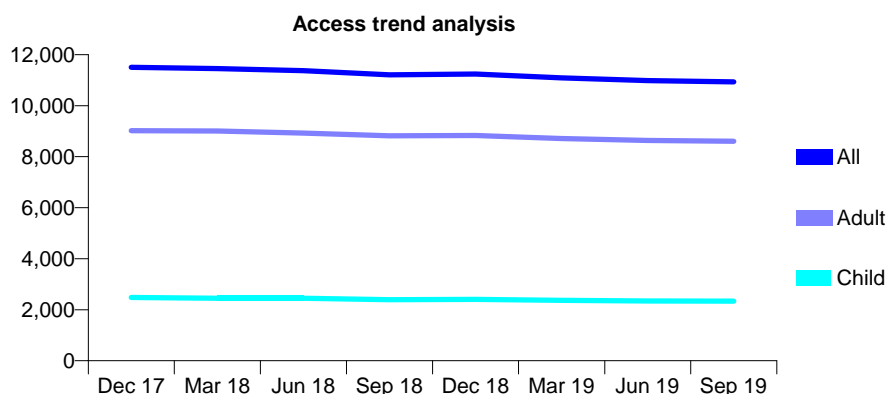
Q48 - Vital Signs At a Glance Contract Report for 148806/0001 - September 2019

Name or company name	The Corner Dental Surgery Ltd
Contract type name	GDS Contract
Purpose of contract	General
Contract start date	01/04/2009
Contract end date	

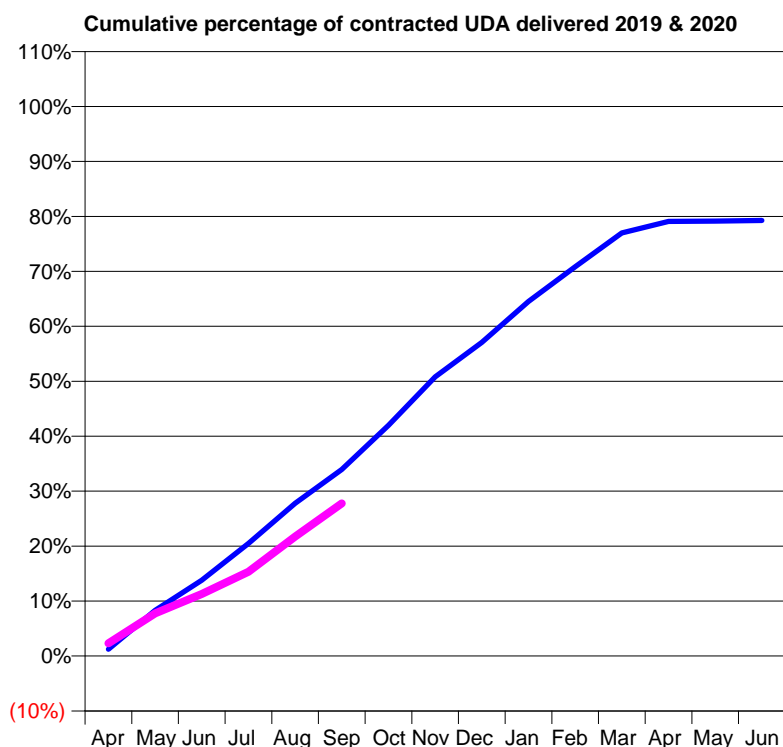
19/20 Contracted general activity (UDA)	42,000
Carry forward general activity (UDA)	0
19/20 Contracted orthodontic activity (UOA)	0
Carry forward orthodontic activity (UOA)	0
Baseline contract value	£1,096,532.57

ACCESS*

Patients seen in 24 months	Total	Change since previous quarter
Quarter ending September 2018	11,209	
Quarter ending December 2018	11,239	→
Quarter ending March 2019	11,085	↓
Quarter ending June 2019	10,981	→
Quarter ending September 2019	10,936	→
Variance since September 2018	(2.4%)	↓



ACTIVITY



Month	Adjusted Scheduled Activity (UDA)	
	2019	2020
April	526	977
May	3,488	3,255
June	5,793	4,749
July	8,611	6,432
August	11,676	9,128
September	14,250	11,663
October	17,625	
November	21,335	
December	23,968	
January	27,093	
February	29,752	
March	32,331	
April	33,213	
May	33,244	
June	33,282	

QUALITY

	Quantity	Base Number	Contract	AT	Region	England
% of FP17s for the same patient ID Re-attending within 3 months - Children	91	1,347	6.8%	11.0%	12.1%	11.5%
% of FP17s for the same patient ID Re-attending within 3 months - Adults	593	4,506	13.2%	16.2%	15.6%	15.4%
% of FP17s for the same patient ID Re-attending between 3 & 9 months - Children	789	1,347	58.6%	54.3%	61.2%	59.7%
% of FP17s for the same patient ID Re-attending between 3 & 9 months - Adults	2,296	4,506	51.0%	45.7%	54.3%	51.7%
% of FP17s for Band 1 Urgent Courses	519	5,430	9.6%	12.2%	9.1%	9.2%
% of FP17s Relating to Free Repair or Replacements	61	5,430	1.1%	0.9%	0.9%	0.7%
% of FP17s Relating to Continuations	30	5,430	0.6%	1.0%	1.0%	0.8%
% of Patients satisfied with the dentistry they have received	5	5	N/A	94.0%	94.4%	93.5%
% of Patients satisfied with the time they had to wait for an appointment	5	5	N/A	89.8%	88.1%	87.4%

* This is based on patients treated on this contract for their most recent course of treatment. Figures in italics indicate the base number of FP17s or Patient Questionnaire responses are less than 100. N/A is shown where the base number of responses is less than 10 during the period. % is calculated as Quantity/Base number*100

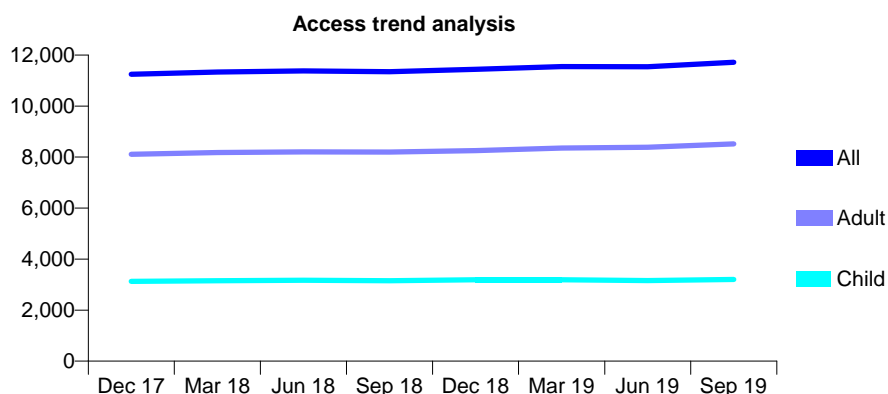
Q48 - Vital Signs At a Glance Contract Report for 149861/0001 - September 2019

Name or company name	Muirhead Dental Practice
Contract type name	GDS Contract
Purpose of contract	General
Contract start date	01/12/2010
Contract end date	

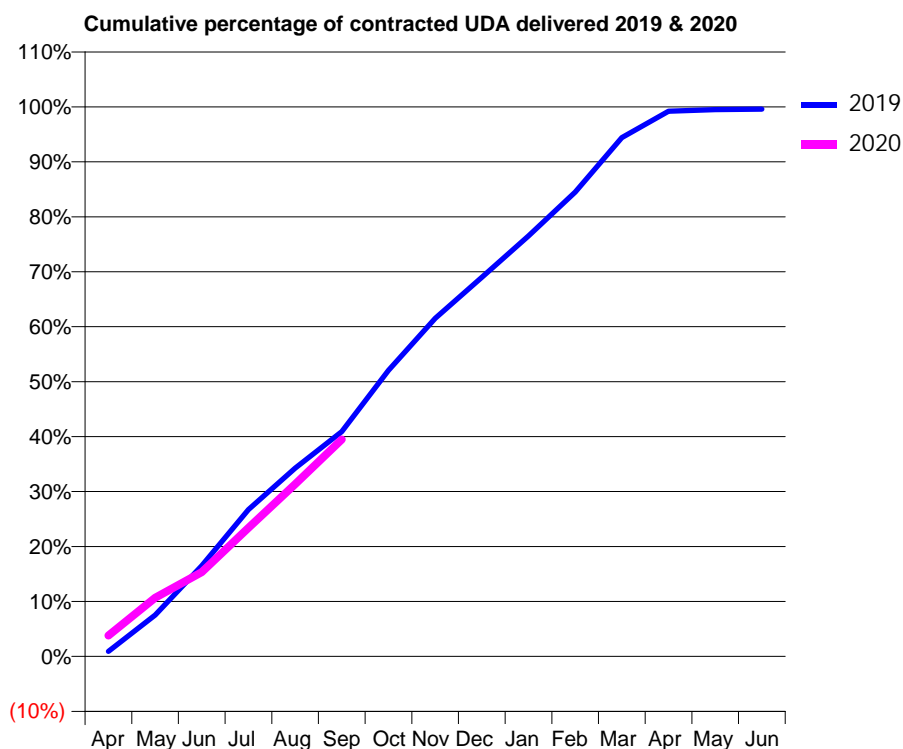
19/20 Contracted general activity (UDA)	34,080
Carry forward general activity (UDA)	144
19/20 Contracted orthodontic activity (UOA)	0
Carry forward orthodontic activity (UOA)	0
Baseline contract value	£899,896.50

ACCESS*

Patients seen in 24 months	Total	Change since previous quarter
Quarter ending September 2018	11,348	
Quarter ending December 2018	11,442	→
Quarter ending March 2019	11,546	→
Quarter ending June 2019	11,544	→
Quarter ending September 2019	11,720	→
Variance since September 2018	3.3%	↑



ACTIVITY



Month	2019	2020
April	311	1,294
May	2,572	3,634
June	5,626	5,219
July	9,110	7,978
August	11,672	10,682
September	13,936	13,455
October	17,740	
November	20,966	
December	23,508	
January	26,078	
February	28,802	
March	32,175	
April	33,803	
May	33,905	
June	33,935	

QUALITY

	Quantity	Base Number	Contract	AT	Region	England
% of FP17s for the same patient ID Re-attending within 3 months - Children	127	1,934	6.6%	11.0%	12.1%	11.5%
% of FP17s for the same patient ID Re-attending within 3 months - Adults	661	4,834	13.7%	16.2%	15.6%	15.4%
% of FP17s for the same patient ID Re-attending between 3 & 9 months - Children	931	1,934	48.1%	54.3%	61.2%	59.7%
% of FP17s for the same patient ID Re-attending between 3 & 9 months - Adults	2,040	4,834	42.2%	45.7%	54.3%	51.7%
% of FP17s for Band 1 Urgent Courses	621	5,782	10.7%	12.2%	9.1%	9.2%
% of FP17s Relating to Free Repair or Replacements	31	5,782	0.5%	0.9%	0.9%	0.7%
% of FP17s Relating to Continuations	76	5,782	1.3%	1.0%	1.0%	0.8%
% of Patients satisfied with the dentistry they have received	11	11	100.0%	94.0%	94.4%	93.5%
% of Patients satisfied with the time they had to wait for an appointment	11	11	100.0%	89.8%	88.1%	87.4%

* This is based on patients treated on this contract for their most recent course of treatment. Figures in italics indicate the base number of FP17s or Patient Questionnaire responses are less than 100. N/A is shown where the base number of responses is less than 10 during the period. % is calculated as Quantity/Base number*100

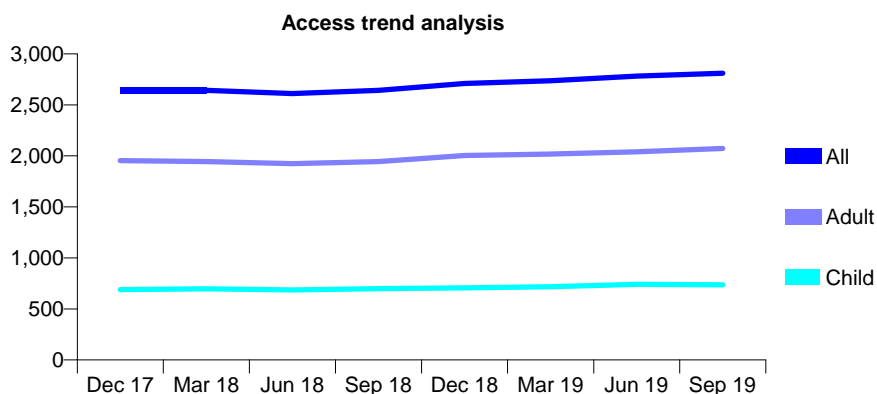
Q48 - Vital Signs At a Glance Contract Report for 158801/0001 - September 2019

Name or company name	kotecha & Partners
Contract type name	GDS Contract
Purpose of contract	General
Contract start date	01/11/2010
Contract end date	

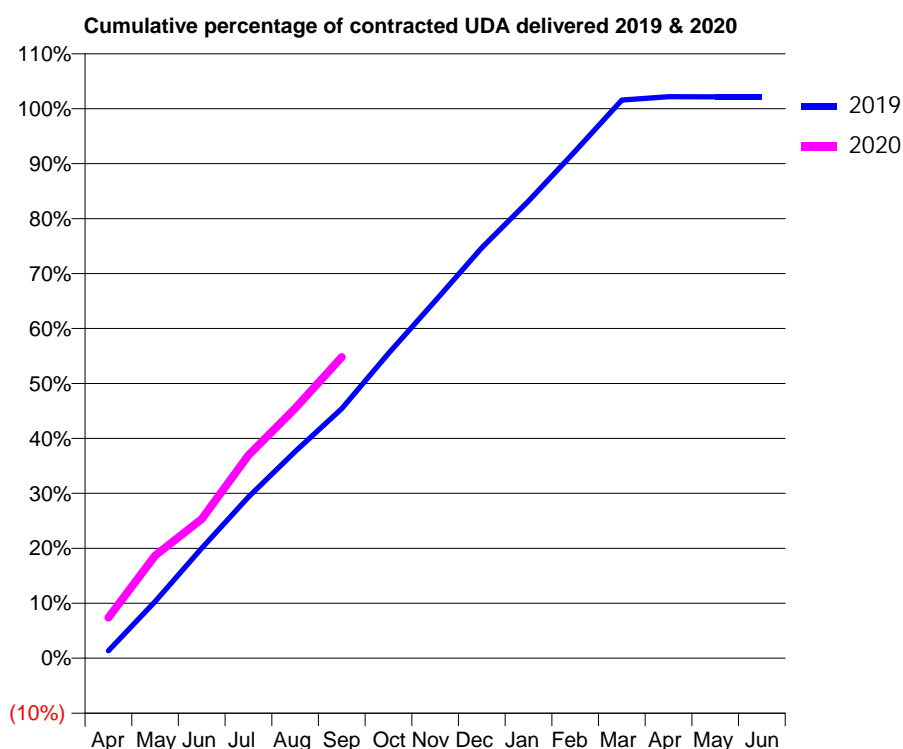
19/20 Contracted general activity (UDA)	8,050
Carry forward general activity (UDA)	0
19/20 Contracted orthodontic activity (UOA)	0
Carry forward orthodontic activity (UOA)	0
Baseline contract value	£326,624.65

ACCESS*

Patients seen in 24 months	Total	Change since previous quarter
Quarter ending September 2018	2,643	
Quarter ending December 2018	2,710	↑
Quarter ending March 2019	2,736	→
Quarter ending June 2019	2,782	→
Quarter ending September 2019	2,810	→
Variance since September 2018	6.3%	↑



ACTIVITY



Month	2019	2020
April	109	596
May	832	1,504
June	1,612	2,039
July	2,362	2,974
August	3,027	3,659
September	3,655	4,409
October	4,464	
November	5,234	
December	6,011	
January	6,695	
February	7,429	
March	8,177	
April	8,225	
May	8,223	
June	8,223	

QUALITY

	Quantity	Base Number	Contract	AT	Region	England
% of FP17s for the same patient ID Re-attending within 3 months - Children	20	537	3.7%	11.0%	12.1%	11.5%
% of FP17s for the same patient ID Re-attending within 3 months - Adults	128	1,473	8.7%	16.2%	15.6%	15.4%
% of FP17s for the same patient ID Re-attending between 3 & 9 months - Children	317	537	59.0%	54.3%	61.2%	59.7%
% of FP17s for the same patient ID Re-attending between 3 & 9 months - Adults	759	1,473	51.5%	45.7%	54.3%	51.7%
% of FP17s for Band 1 Urgent Courses	227	1,997	11.4%	12.2%	9.1%	9.2%
% of FP17s Relating to Free Repair or Replacements	7	1,997	0.4%	0.9%	0.9%	0.7%
% of FP17s Relating to Continuations	11	1,997	0.6%	1.0%	1.0%	0.8%
% of Patients satisfied with the dentistry they have received	1	1	N/A	94.0%	94.4%	93.5%
% of Patients satisfied with the time they had to wait for an appointment	1	1	N/A	89.8%	88.1%	87.4%

* This is based on patients treated on this contract for their most recent course of treatment. Figures in italics indicate the base number of FP17s or Patient Questionnaire responses are less than 100. N/A is shown where the base number of responses is less than 10 during the period. % is calculated as Quantity/Base number*100

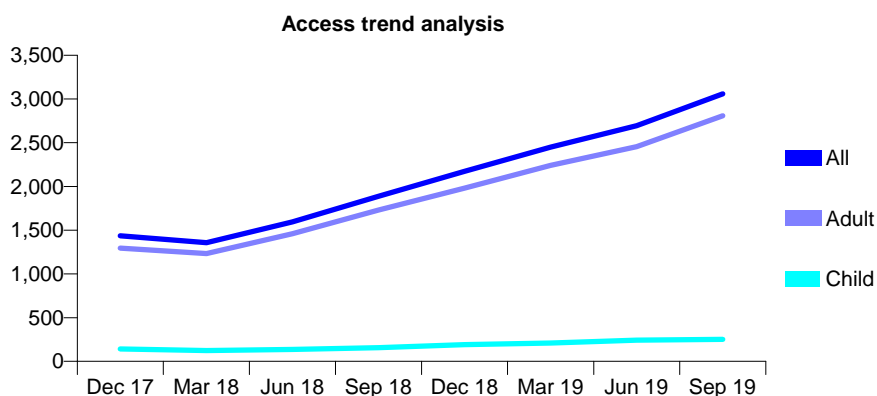
Q48 - Vital Signs At a Glance Contract Report for 160059/0009 - September 2019

Name or company name	REVIVE DENTAL CARE LIMITED
Contract type name	PDS Contract
Purpose of contract	General
Contract start date	01/04/2015
Contract end date	31/03/2020

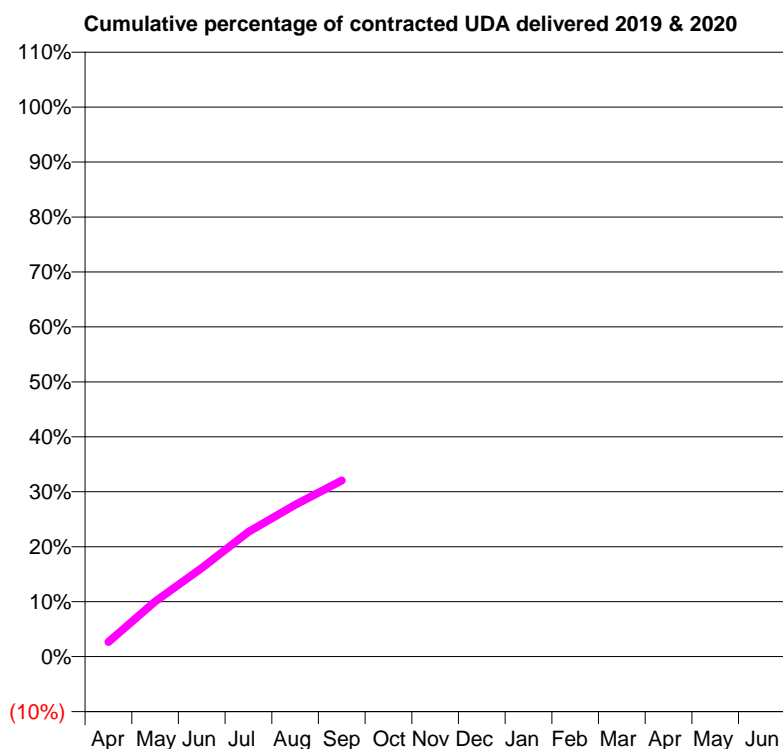
19/20 Contracted general activity (UDA)	8,854
Carry forward general activity (UDA)	0
19/20 Contracted orthodontic activity (UOA)	0
Carry forward orthodontic activity (UOA)	0
Baseline contract value	£455,424.16

ACCESS*

Patients seen in 24 months	Total	Change since previous quarter
Quarter ending September 2018	1,887	
Quarter ending December 2018	2,173	↑
Quarter ending March 2019	2,450	↑
Quarter ending June 2019	2,695	↑
Quarter ending September 2019	3,059	↑
Variance since September 2018	62.1%	↑



ACTIVITY



Month	Adjusted Scheduled Activity (UDA)	
	2019	2020
April	317	238
May	877	888
June	1,293	1,427
July	1,886	2,010
August	2,468	2,445
September	3,005	2,838
October	3,449	
November	3,803	
December	4,257	
January	4,721	
February	5,480	
March	6,099	
April	6,340	
May	6,340	
June	6,340	

QUALITY

	Quantity	Base Number	Contract	AT	Region	England
% of FP17s for the same patient ID Re-attending within 3 months - Children	1	313	0.3%	11.0%	12.1%	11.5%
% of FP17s for the same patient ID Re-attending within 3 months - Adults	40	2,260	1.8%	16.2%	15.6%	15.4%
% of FP17s for the same patient ID Re-attending between 3 & 9 months - Children	0	313	0.0%	54.3%	61.2%	59.7%
% of FP17s for the same patient ID Re-attending between 3 & 9 months - Adults	15	2,260	0.7%	45.7%	54.3%	51.7%
% of FP17s for Band 1 Urgent Courses	2,364	2,365	100.0%	12.2%	9.1%	9.2%
% of FP17s Relating to Free Repair or Replacements	0	2,365	0.0%	0.9%	0.9%	0.7%
% of FP17s Relating to Continuations	0	2,365	0.0%	1.0%	1.0%	0.8%
% of Patients satisfied with the dentistry they have received	0	0	N/A	94.0%	94.4%	93.5%
% of Patients satisfied with the time they had to wait for an appointment	0	0	N/A	89.8%	88.1%	87.4%

* This is based on patients treated on this contract for their most recent course of treatment. Figures in italics indicate the base number of FP17s or Patient Questionnaire responses are less than 100. N/A is shown where the base number of responses is less than 10 during the period. % is calculated as Quantity/Base number*100

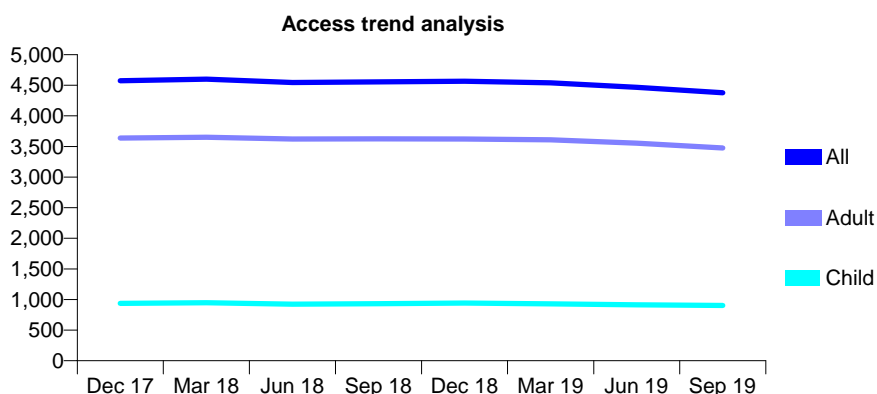
Q48 - Vital Signs At a Glance Contract Report for 161039/0001 - September 2019

Name or company name	Latham Court Smile Centre Limited
Contract type name	GDS Contract
Purpose of contract	General
Contract start date	01/04/2014
Contract end date	

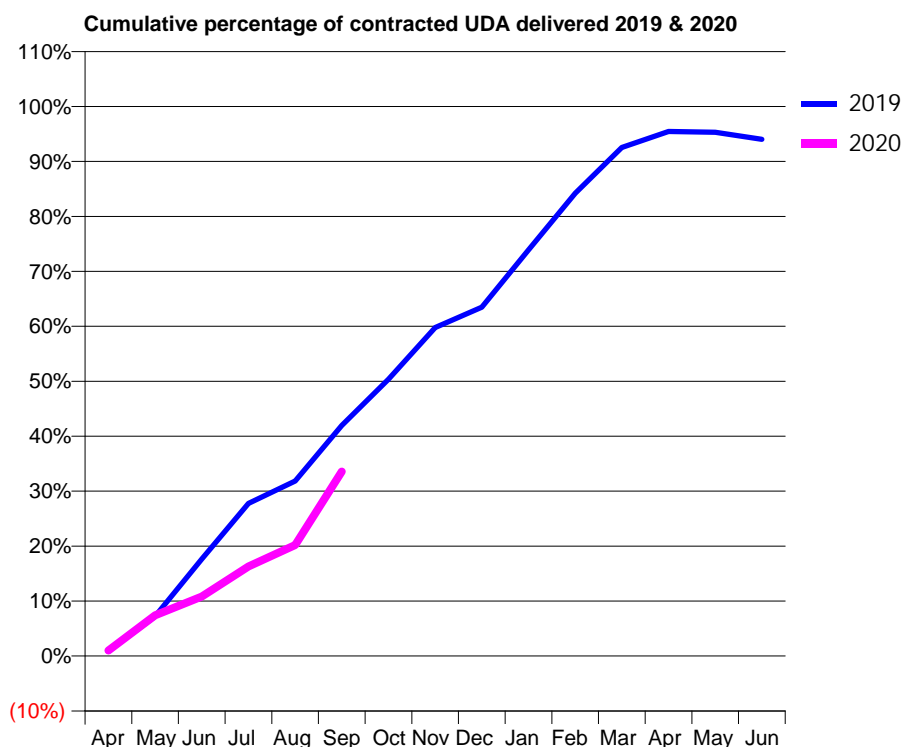
19/20 Contracted general activity (UDA)	15,735
Carry forward general activity (UDA)	0
19/20 Contracted orthodontic activity (UOA)	0
Carry forward orthodontic activity (UOA)	0
Baseline contract value	£415,482.28

ACCESS*

Patients seen in 24 months	Total	Change since previous quarter
Quarter ending September 2018	4,556	
Quarter ending December 2018	4,566	→
Quarter ending March 2019	4,539	→
Quarter ending June 2019	4,468	↓
Quarter ending September 2019	4,378	↓
Variance since September 2018	(3.9%)	↓



ACTIVITY



Month	Adjusted Scheduled Activity (UDA)	
	2019	2020
April	143	159
May	1,139	1,165
June	2,773	1,703
July	4,370	2,564
August	5,013	3,179
September	6,600	5,284
October	7,925	
November	9,408	
December	9,988	
January	11,630	
February	13,246	
March	14,562	
April	15,018	
May	14,999	
June	14,794	

QUALITY

	Quantity	Base Number	Contract	AT	Region	England
% of FP17s for the same patient ID Re-attending within 3 months - Children	54	456	11.8%	11.0%	12.1%	11.5%
% of FP17s for the same patient ID Re-attending within 3 months - Adults	316	1,683	18.8%	16.2%	15.6%	15.4%
% of FP17s for the same patient ID Re-attending between 3 & 9 months - Children	179	456	39.3%	54.3%	61.2%	59.7%
% of FP17s for the same patient ID Re-attending between 3 & 9 months - Adults	628	1,683	37.3%	45.7%	54.3%	51.7%
% of FP17s for Band 1 Urgent Courses	86	1,720	5.0%	12.2%	9.1%	9.2%
% of FP17s Relating to Free Repair or Replacements	37	1,720	2.2%	0.9%	0.9%	0.7%
% of FP17s Relating to Continuations	16	1,720	0.9%	1.0%	1.0%	0.8%
% of Patients satisfied with the dentistry they have received	3	3	N/A	94.0%	94.4%	93.5%
% of Patients satisfied with the time they had to wait for an appointment	2	3	N/A	89.8%	88.1%	87.4%

* This is based on patients treated on this contract for their most recent course of treatment. Figures in italics indicate the base number of FP17s or Patient Questionnaire responses are less than 100. N/A is shown where the base number of responses is less than 10 during the period. % is calculated as Quantity/Base number*100

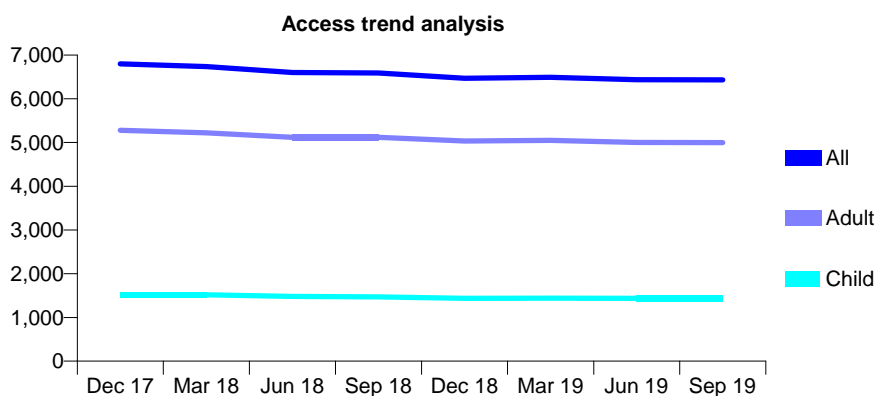
Q48 - Vital Signs At a Glance Contract Report for 161314/0001 - September 2019

Name or company name	Chantastic Limited
Contract type name	GDS Contract
Purpose of contract	General
Contract start date	01/01/2014
Contract end date	

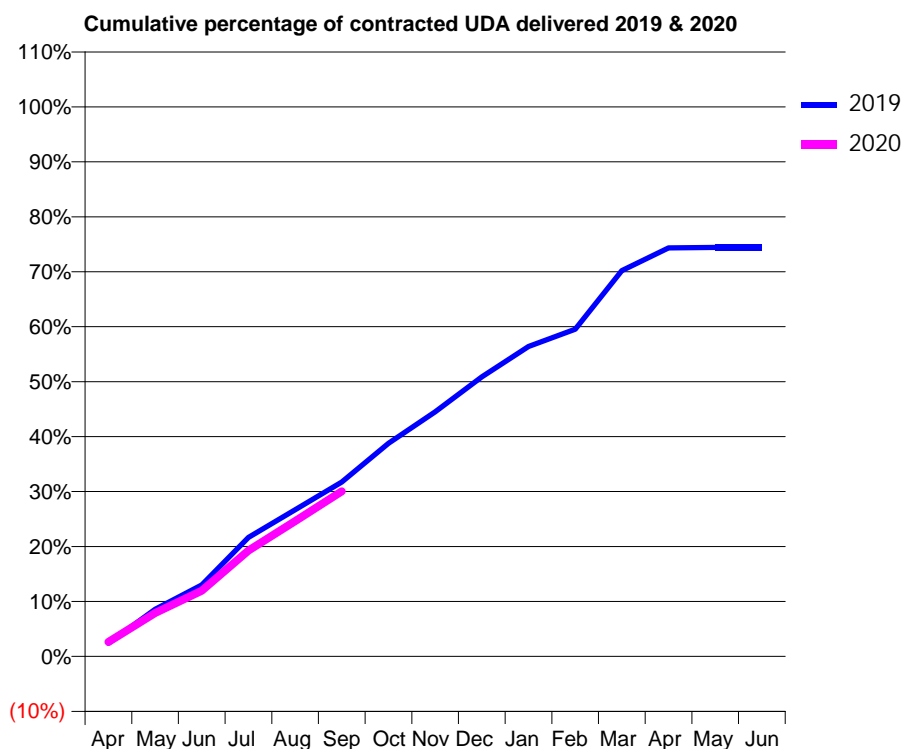
19/20 Contracted general activity (UDA)	30,685
Carry forward general activity (UDA)	0
19/20 Contracted orthodontic activity (UOA)	0
Carry forward orthodontic activity (UOA)	0
Baseline contract value	£810,239.93

ACCESS*

Patients seen in 24 months	Total	Change since previous quarter
Quarter ending September 2018	6,590	
Quarter ending December 2018	6,467	↓
Quarter ending March 2019	6,491	→
Quarter ending June 2019	6,438	→
Quarter ending September 2019	6,434	→
Variance since September 2018	(2.4%)	↓



ACTIVITY



Month	2019	2020
April	737	807
May	2,634	2,428
June	3,994	3,664
July	6,648	5,916
August	8,186	7,557
September	9,735	9,222
October	11,895	
November	13,658	
December	15,605	
January	17,303	
February	18,266	
March	21,540	
April	22,815	
May	22,832	
June	22,832	

QUALITY

	Quantity	Base Number	Contract	AT	Region	England
% of FP17s for the same patient ID Re-attending within 3 months - Children	51	820	6.2%	11.0%	12.1%	11.5%
% of FP17s for the same patient ID Re-attending within 3 months - Adults	259	2,735	9.5%	16.2%	15.6%	15.4%
% of FP17s for the same patient ID Re-attending between 3 & 9 months - Children	338	820	41.2%	54.3%	61.2%	59.7%
% of FP17s for the same patient ID Re-attending between 3 & 9 months - Adults	1,201	2,735	43.9%	45.7%	54.3%	51.7%
% of FP17s for Band 1 Urgent Courses	241	3,197	7.5%	12.2%	9.1%	9.2%
% of FP17s Relating to Free Repair or Replacements	13	3,197	0.4%	0.9%	0.9%	0.7%
% of FP17s Relating to Continuations	3	3,197	0.1%	1.0%	1.0%	0.8%
% of Patients satisfied with the dentistry they have received	1	1	N/A	94.0%	94.4%	93.5%
% of Patients satisfied with the time they had to wait for an appointment	1	1	N/A	89.8%	88.1%	87.4%

* This is based on patients treated on this contract for their most recent course of treatment. Figures in italics indicate the base number of FP17s or Patient Questionnaire responses are less than 100. N/A is shown where the base number of responses is less than 10 during the period. % is calculated as Quantity/Base number*100

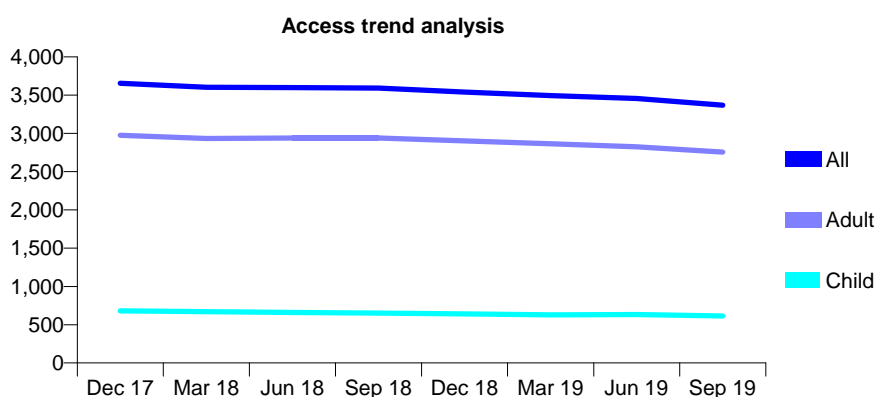
Q48 - Vital Signs At a Glance Contract Report for 161500/0001 - September 2019

Name or company name	T & T Dental
Contract type name	GDS Contract
Purpose of contract	General
Contract start date	01/04/2010
Contract end date	

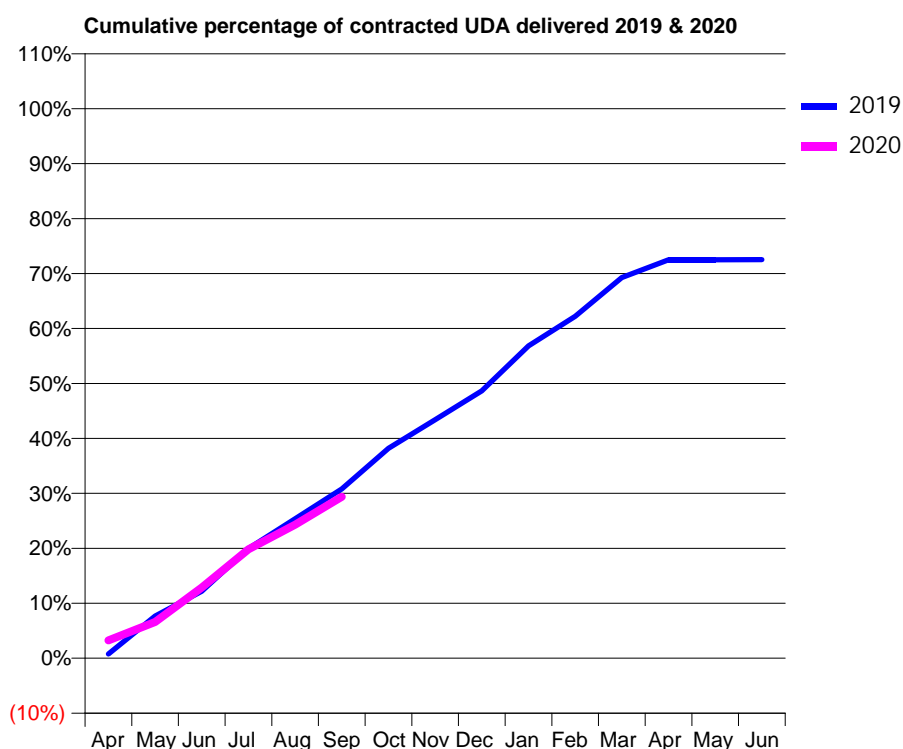
19/20 Contracted general activity (UDA)	13,652
Carry forward general activity (UDA)	0
19/20 Contracted orthodontic activity (UOA)	0
Carry forward orthodontic activity (UOA)	0
Baseline contract value	£360,480.71

ACCESS*

Patients seen in 24 months	Total	Change since previous quarter
Quarter ending September 2018	3,591	
Quarter ending December 2018	3,541	↓
Quarter ending March 2019	3,493	↓
Quarter ending June 2019	3,456	↓
Quarter ending September 2019	3,368	↓
Variance since September 2018	(6.2%)	↓



ACTIVITY



Month	2019	2020
April	109	442
May	1,050	898
June	1,665	1,759
July	2,725	2,705
August	3,464	3,316
September	4,206	4,010
October	5,218	
November	5,926	
December	6,641	
January	7,760	
February	8,494	
March	9,456	
April	9,897	
May	9,899	
June	9,902	

QUALITY

	Quantity	Base Number	Contract	AT	Region	England
% of FP17s for the same patient ID Re-attending within 3 months - Children	26	363	7.2%	11.0%	12.1%	11.5%
% of FP17s for the same patient ID Re-attending within 3 months - Adults	314	1,714	18.3%	16.2%	15.6%	15.4%
% of FP17s for the same patient ID Re-attending between 3 & 9 months - Children	186	363	51.2%	54.3%	61.2%	59.7%
% of FP17s for the same patient ID Re-attending between 3 & 9 months - Adults	809	1,714	47.2%	45.7%	54.3%	51.7%
% of FP17s for Band 1 Urgent Courses	270	1,885	14.3%	12.2%	9.1%	9.2%
% of FP17s Relating to Free Repair or Replacements	33	1,885	1.8%	0.9%	0.9%	0.7%
% of FP17s Relating to Continuations	17	1,885	0.9%	1.0%	1.0%	0.8%
% of Patients satisfied with the dentistry they have received	0	0	N/A	94.0%	94.4%	93.5%
% of Patients satisfied with the time they had to wait for an appointment	0	0	N/A	89.8%	88.1%	87.4%

* This is based on patients treated on this contract for their most recent course of treatment.

Figures in italics indicate the base number of FP17s or Patient Questionnaire responses are less than 100. N/A is shown where the base number of responses is less than 10 during the period. % is calculated as Quantity/Base number*100

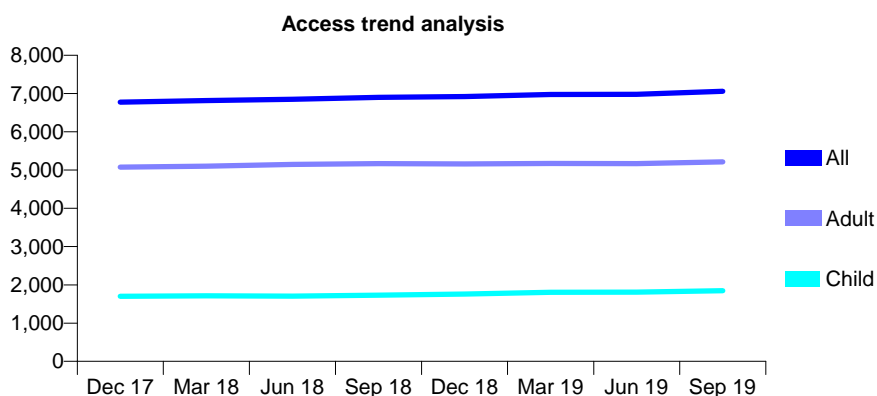
Q48 - Vital Signs At a Glance Contract Report for 165239/0001 - September 2019

Name or company name	Ventre & Ventre Limited
Contract type name	GDS Contract
Purpose of contract	General and Orthodontic
Contract start date	01/11/2014
Contract end date	

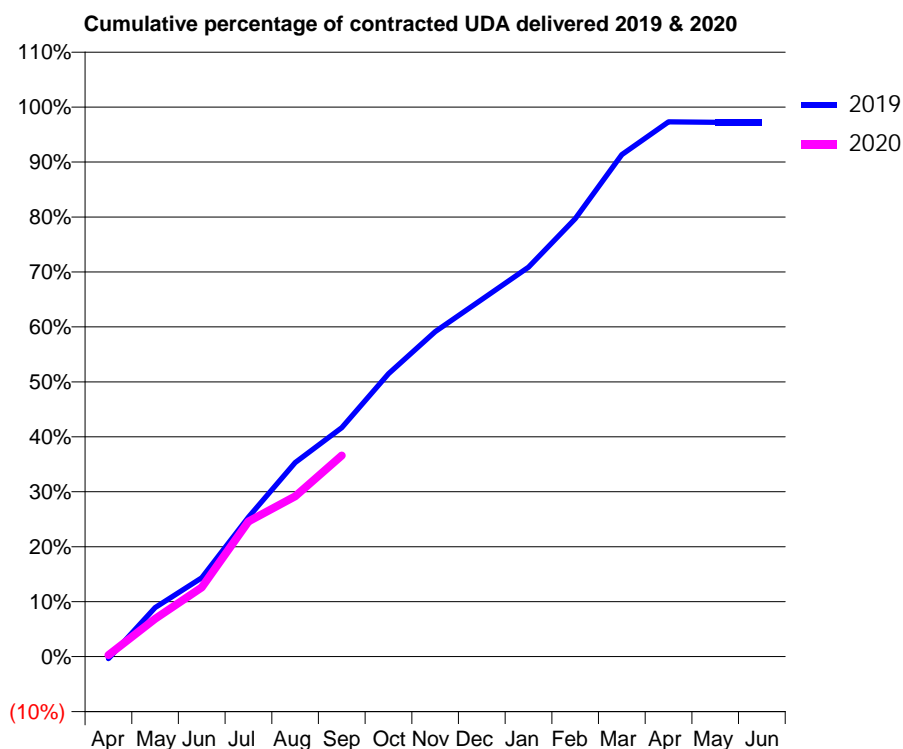
19/20 Contracted general activity (UDA)	24,721
Carry forward general activity (UDA)	685
19/20 Contracted orthodontic activity (UOA)	0
Carry forward orthodontic activity (UOA)	0
Baseline contract value	£806,492.69

ACCESS*

Patients seen in 24 months	Total	Change since previous quarter
Quarter ending September 2018	6,899	
Quarter ending December 2018	6,921	→
Quarter ending March 2019	6,974	→
Quarter ending June 2019	6,981	→
Quarter ending September 2019	7,060	→
Variance since September 2018	2.3%	↑



ACTIVITY



Month	Adjusted Scheduled Activity (UDA)	
	2019	2020
April	-95	70
May	2,208	1,699
June	3,550	3,116
July	6,276	6,082
August	8,730	7,207
September	10,297	9,048
October	12,726	
November	14,615	
December	16,062	
January	17,522	
February	19,696	
March	22,576	
April	24,059	
May	24,035	
June	24,035	

QUALITY

	Quantity	Base Number	Contract	AT	Region	England
% of FP17s for the same patient ID Re-attending within 3 months - Children	120	1,182	10.2%	11.0%	12.1%	11.5%
% of FP17s for the same patient ID Re-attending within 3 months - Adults	561	2,998	18.7%	16.2%	15.6%	15.4%
% of FP17s for the same patient ID Re-attending between 3 & 9 months - Children	603	1,182	51.0%	54.3%	61.2%	59.7%
% of FP17s for the same patient ID Re-attending between 3 & 9 months - Adults	1,267	2,998	42.3%	45.7%	54.3%	51.7%
% of FP17s for Band 1 Urgent Courses	562	3,735	15.0%	12.2%	9.1%	9.2%
% of FP17s Relating to Free Repair or Replacements	26	3,735	0.7%	0.9%	0.9%	0.7%
% of FP17s Relating to Continuations	45	3,735	1.2%	1.0%	1.0%	0.8%
% of Patients satisfied with the dentistry they have received	2	2	N/A	94.0%	94.4%	93.5%
% of Patients satisfied with the time they had to wait for an appointment	2	2	N/A	89.8%	88.1%	87.4%

* This is based on patients treated on this contract for their most recent course of treatment. Figures in italics indicate the base number of FP17s or Patient Questionnaire responses are less than 100. N/A is shown where the base number of responses is less than 10 during the period. % is calculated as Quantity/Base number*100

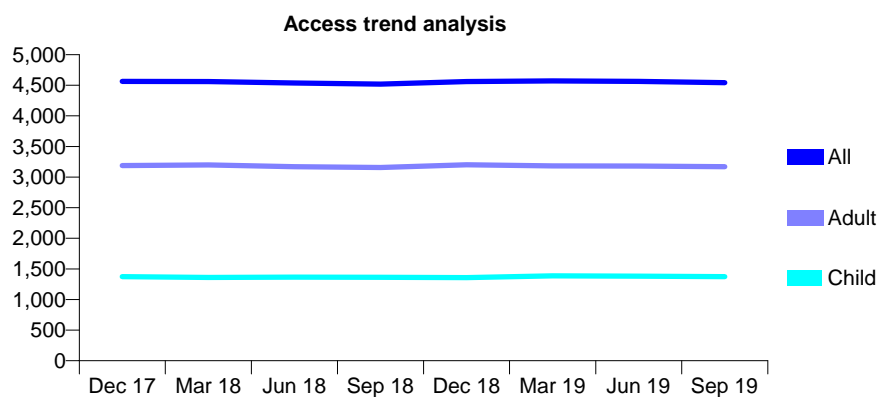
Q48 - Vital Signs At a Glance Contract Report for 166731/0001 - September 2019

Name or company name	Dental Elements
Contract type name	GDS Contract
Purpose of contract	General
Contract start date	30/03/2012
Contract end date	

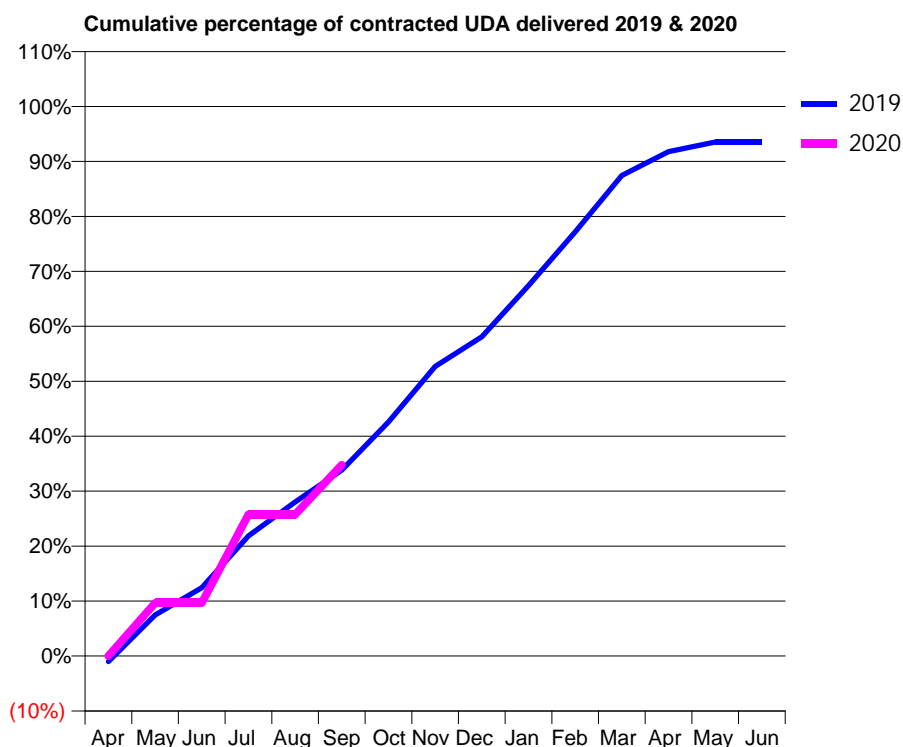
19/20 Contracted general activity (UDA)	13,000
Carry forward general activity (UDA)	0
19/20 Contracted orthodontic activity (UOA)	0
Carry forward orthodontic activity (UOA)	0
Baseline contract value	£398,541.31

ACCESS*

Patients seen in 24 months	Total	Change since previous quarter
Quarter ending September 2018	4,519	
Quarter ending December 2018	4,560	→
Quarter ending March 2019	4,572	→
Quarter ending June 2019	4,563	→
Quarter ending September 2019	4,544	→
Variance since September 2018	0.6%	→



ACTIVITY



Month	Adjusted Scheduled Activity (UDA)	
	2019	2020
April	-134	0
May	972	1,256
June	1,614	1,256
July	2,841	3,348
August	3,646	3,348
September	4,400	4,521
October	5,537	
November	6,850	
December	7,551	
January	8,763	
February	10,034	
March	11,367	
April	11,930	
May	12,160	
June	12,160	

QUALITY

	Quantity	Base Number	Contract	AT	Region	England
% of FP17s for the same patient ID Re-attending within 3 months - Children	92	894	10.3%	11.0%	12.1%	11.5%
% of FP17s for the same patient ID Re-attending within 3 months - Adults	259	1,650	15.7%	16.2%	15.6%	15.4%
% of FP17s for the same patient ID Re-attending between 3 & 9 months - Children	512	894	57.3%	54.3%	61.2%	59.7%
% of FP17s for the same patient ID Re-attending between 3 & 9 months - Adults	712	1,650	43.2%	45.7%	54.3%	51.7%
% of FP17s for Band 1 Urgent Courses	174	2,230	7.8%	12.2%	9.1%	9.2%
% of FP17s Relating to Free Repair or Replacements	29	2,230	1.3%	0.9%	0.9%	0.7%
% of FP17s Relating to Continuations	51	2,230	2.3%	1.0%	1.0%	0.8%
% of Patients satisfied with the dentistry they have received	0	0	N/A	94.0%	94.4%	93.5%
% of Patients satisfied with the time they had to wait for an appointment	0	0	N/A	89.8%	88.1%	87.4%

* This is based on patients treated on this contract for their most recent course of treatment. Figures in italics indicate the base number of FP17s or Patient Questionnaire responses are less than 100. N/A is shown where the base number of responses is less than 10 during the period. % is calculated as Quantity/Base number*100

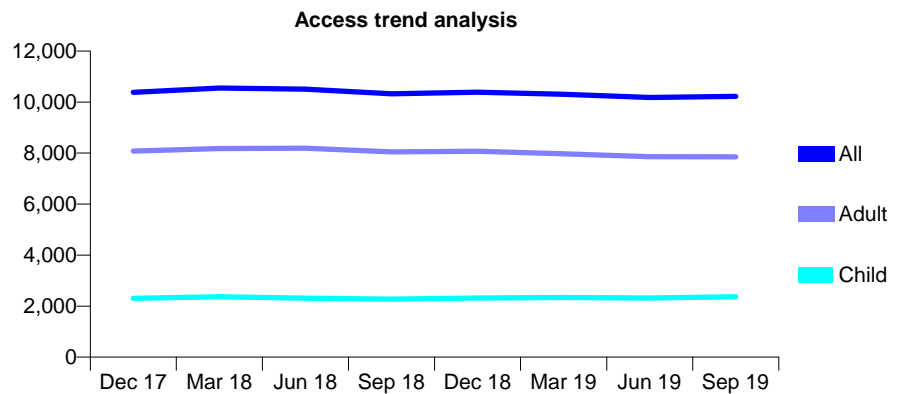
Q48 - Vital Signs At a Glance Contract Report for 169196/0001 - September 2019

Name or company name	Zein and Alraslani
Contract type name	GDS Contract
Purpose of contract	General
Contract start date	01/06/2012
Contract end date	

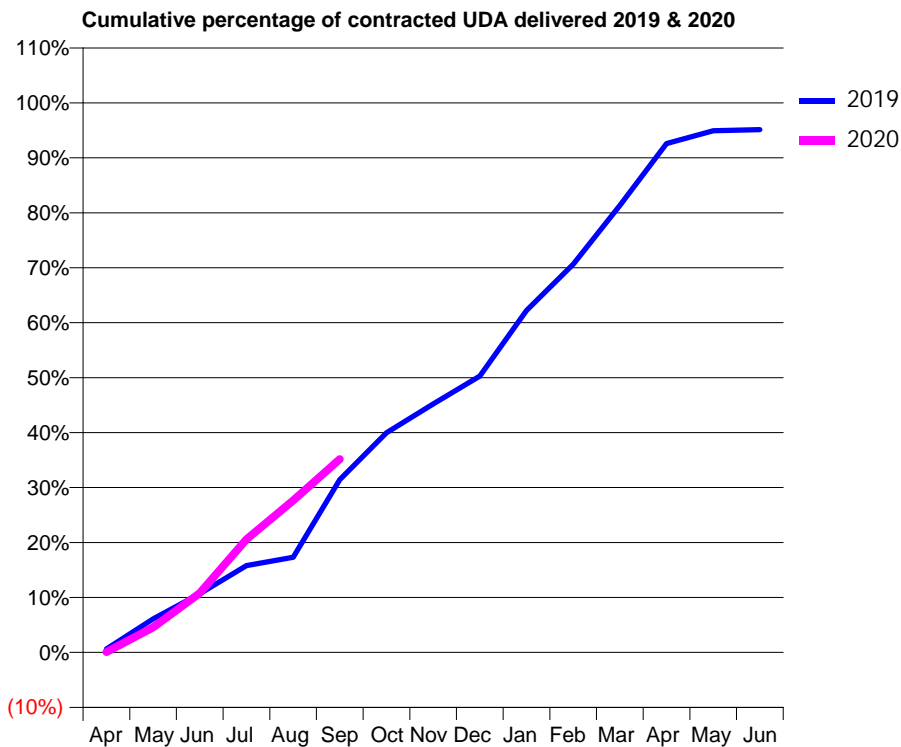
19/20 Contracted general activity (UDA)	34,141
Carry forward general activity (UDA)	0
19/20 Contracted orthodontic activity (UOA)	0
Carry forward orthodontic activity (UOA)	0
Baseline contract value	£939,800.86

ACCESS*

Patients seen in 24 months	Total	Change since previous quarter
Quarter ending September 2018	10,325	
Quarter ending December 2018	10,389	→
Quarter ending March 2019	10,306	→
Quarter ending June 2019	10,180	↓
Quarter ending September 2019	10,224	→
Variance since September 2018	(1.0%)	→



ACTIVITY



Month	2019	2020
April	210	32
May	2,080	1,565
June	3,646	3,679
July	5,399	7,027
August	5,912	9,444
September	10,730	12,008
October	13,652	
November	15,437	
December	17,170	
January	21,248	
February	24,113	
March	27,770	
April	31,613	
May	32,407	
June	32,476	

QUALITY

	Quantity	Base Number	Contract	AT	Region	England
% of FP17s for the same patient ID Re-attending within 3 months - Children	140	1,319	10.6%	11.0%	12.1%	11.5%
% of FP17s for the same patient ID Re-attending within 3 months - Adults	784	4,079	19.2%	16.2%	15.6%	15.4%
% of FP17s for the same patient ID Re-attending between 3 & 9 months - Children	557	1,319	42.2%	54.3%	61.2%	59.7%
% of FP17s for the same patient ID Re-attending between 3 & 9 months - Adults	1,060	4,079	26.0%	45.7%	54.3%	51.7%
% of FP17s for Band 1 Urgent Courses	1,014	4,154	24.4%	12.2%	9.1%	9.2%
% of FP17s Relating to Free Repair or Replacements	21	4,154	0.5%	0.9%	0.9%	0.7%
% of FP17s Relating to Continuations	35	4,154	0.8%	1.0%	1.0%	0.8%
% of Patients satisfied with the dentistry they have received	3	3	N/A	94.0%	94.4%	93.5%
% of Patients satisfied with the time they had to wait for an appointment	3	3	N/A	89.8%	88.1%	87.4%

* This is based on patients treated on this contract for their most recent course of treatment. Figures in italics indicate the base number of FP17s or Patient Questionnaire responses are less than 100. N/A is shown where the base number of responses is less than 10 during the period. % is calculated as Quantity/Base number*100

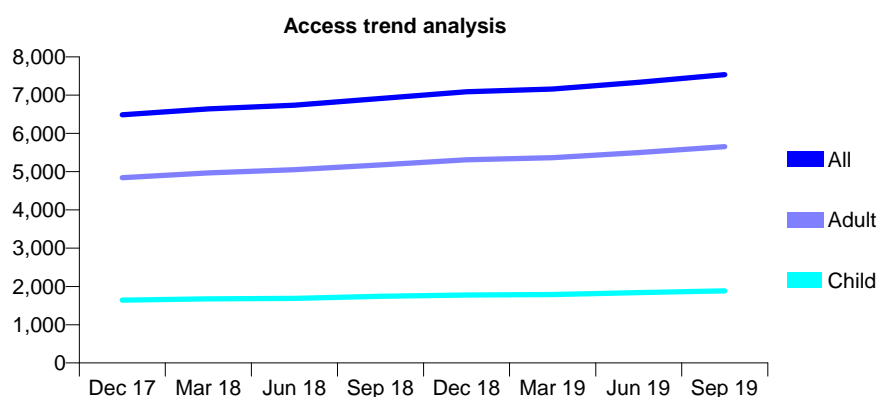
Q48 - Vital Signs At a Glance Contract Report for 170119/0001 - September 2019

Name or company name	Halton Road Family Dental Practice
Contract type name	GDS Contract
Purpose of contract	General
Contract start date	30/03/2012
Contract end date	

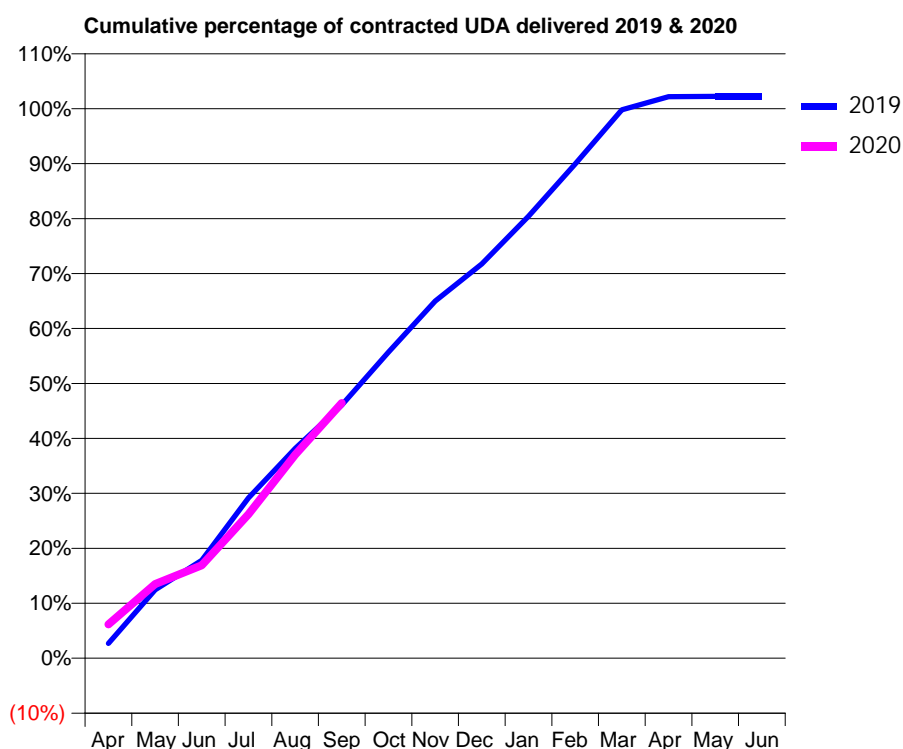
19/20 Contracted general activity (UDA)	20,500
Carry forward general activity (UDA)	0
19/20 Contracted orthodontic activity (UOA)	0
Carry forward orthodontic activity (UOA)	0
Baseline contract value	£478,694.94

ACCESS*

Patients seen in 24 months	Total	Change since previous quarter
Quarter ending September 2018	6,915	
Quarter ending December 2018	7,089	↑
Quarter ending March 2019	7,157	→
Quarter ending June 2019	7,337	↑
Quarter ending September 2019	7,536	↑
Variance since September 2018	9.0%	↑



ACTIVITY



Month	2019	2020
April	557	1,264
May	2,554	2,768
June	3,650	3,467
July	5,978	5,368
August	7,824	7,589
September	9,444	9,518
October	11,420	
November	13,326	
December	14,710	
January	16,483	
February	18,437	
March	20,460	
April	20,946	
May	20,956	
June	20,956	

QUALITY

	Quantity	Base Number	Contract	AT	Region	England
% of FP17s for the same patient ID Re-attending within 3 months - Children	59	1,100	5.4%	11.0%	12.1%	11.5%
% of FP17s for the same patient ID Re-attending within 3 months - Adults	366	3,083	11.9%	16.2%	15.6%	15.4%
% of FP17s for the same patient ID Re-attending between 3 & 9 months - Children	490	1,100	44.5%	54.3%	61.2%	59.7%
% of FP17s for the same patient ID Re-attending between 3 & 9 months - Adults	1,268	3,083	41.1%	45.7%	54.3%	51.7%
% of FP17s for Band 1 Urgent Courses	484	3,986	12.1%	12.2%	9.1%	9.2%
% of FP17s Relating to Free Repair or Replacements	50	3,986	1.3%	0.9%	0.9%	0.7%
% of FP17s Relating to Continuations	54	3,986	1.4%	1.0%	1.0%	0.8%
% of Patients satisfied with the dentistry they have received	3	3	N/A	94.0%	94.4%	93.5%
% of Patients satisfied with the time they had to wait for an appointment	3	3	N/A	89.8%	88.1%	87.4%

* This is based on patients treated on this contract for their most recent course of treatment.

Figures in italics indicate the base number of FP17s or Patient Questionnaire responses are less than 100. N/A is shown where the base number of responses is less than 10 during the period. % is calculated as Quantity/Base number*100

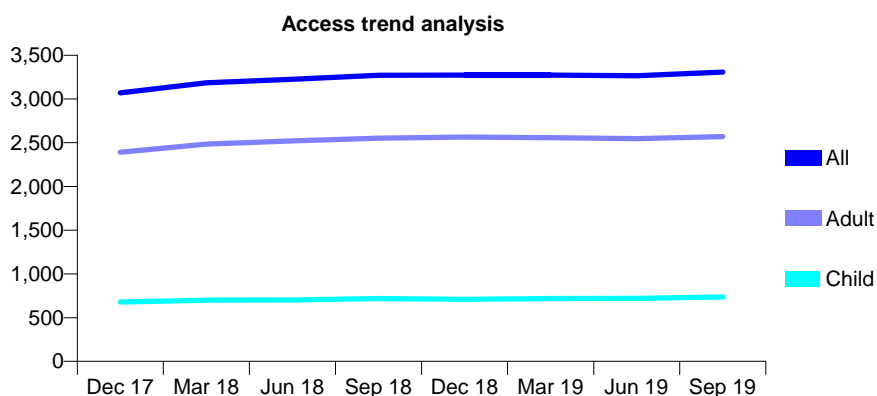
Q48 - Vital Signs At a Glance Contract Report for 170291/0001 - September 2019

Name or company name	Thornton Dental Practice
Contract type name	PDS Contract
Purpose of contract	General
Contract start date	01/04/2011
Contract end date	31/03/2021

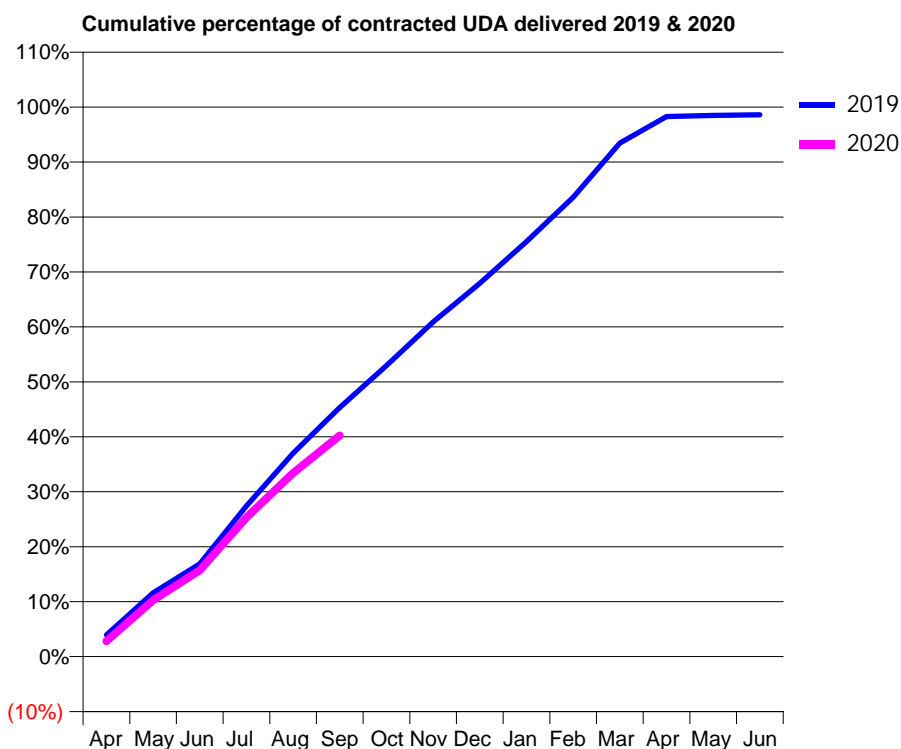
19/20 Contracted general activity (UDA)	11,716
Carry forward general activity (UDA)	166
19/20 Contracted orthodontic activity (UOA)	0
Carry forward orthodontic activity (UOA)	0
Baseline contract value	£378,562.20

ACCESS*

Patients seen in 24 months	Total	Change since previous quarter
Quarter ending September 2018	3,270	
Quarter ending December 2018	3,273	→
Quarter ending March 2019	3,274	→
Quarter ending June 2019	3,266	→
Quarter ending September 2019	3,308	→
Variance since September 2018	1.2%	→



ACTIVITY



Month	Adjusted Scheduled Activity (UDA)	
	2019	2020
April	462	330
May	1,359	1,205
June	1,977	1,840
July	3,212	2,966
August	4,339	3,918
September	5,311	4,712
October	6,205	
November	7,138	
December	7,961	
January	8,850	
February	9,794	
March	10,948	
April	11,514	
May	11,537	
June	11,550	

QUALITY

	Quantity	Base Number	Contract	AT	Region	England
% of FP17s for the same patient ID Re-attending within 3 months - Children	58	585	9.9%	11.0%	12.1%	11.5%
% of FP17s for the same patient ID Re-attending within 3 months - Adults	363	1,768	20.5%	16.2%	15.6%	15.4%
% of FP17s for the same patient ID Re-attending between 3 & 9 months - Children	308	585	52.6%	54.3%	61.2%	59.7%
% of FP17s for the same patient ID Re-attending between 3 & 9 months - Adults	803	1,768	45.4%	45.7%	54.3%	51.7%
% of FP17s for Band 1 Urgent Courses	290	2,164	13.4%	12.2%	9.1%	9.2%
% of FP17s Relating to Free Repair or Replacements	57	2,164	2.6%	0.9%	0.9%	0.7%
% of FP17s Relating to Continuations	45	2,164	2.1%	1.0%	1.0%	0.8%
% of Patients satisfied with the dentistry they have received	2	2	N/A	94.0%	94.4%	93.5%
% of Patients satisfied with the time they had to wait for an appointment	2	2	N/A	89.8%	88.1%	87.4%

* This is based on patients treated on this contract for their most recent course of treatment. Figures in italics indicate the base number of FP17s or Patient Questionnaire responses are less than 100. N/A is shown where the base number of responses is less than 10 during the period. % is calculated as Quantity/Base number*100

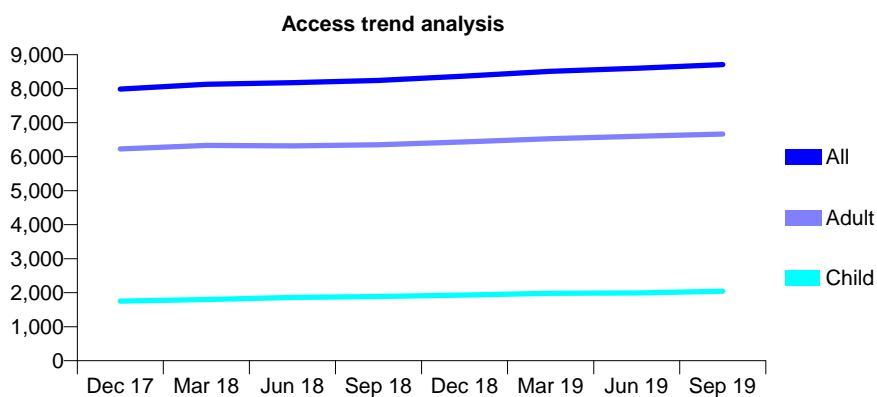
Q48 - Vital Signs At a Glance Contract Report for 171220/0001 - September 2019

Name or company name	L G Woodgate Ltd
Contract type name	GDS Contract
Purpose of contract	General
Contract start date	01/01/2011
Contract end date	

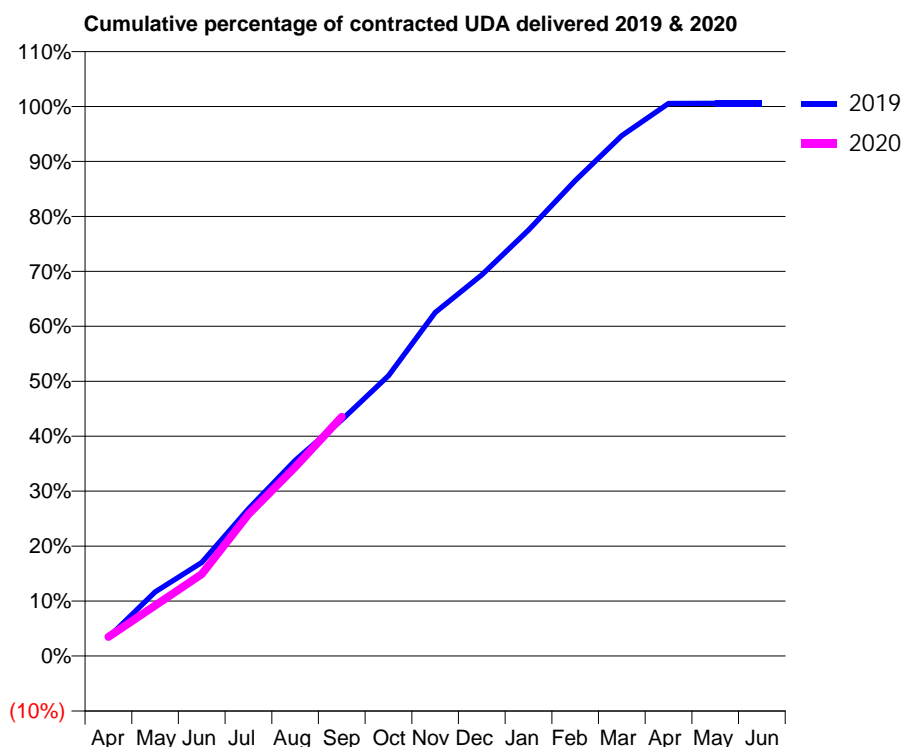
19/20 Contracted general activity (UDA)	27,000
Carry forward general activity (UDA)	0
19/20 Contracted orthodontic activity (UOA)	0
Carry forward orthodontic activity (UOA)	0
Baseline contract value	£681,285.07

ACCESS*

Patients seen in 24 months	Total	Change since previous quarter
Quarter ending September 2018	8,240	
Quarter ending December 2018	8,371	→
Quarter ending March 2019	8,511	→
Quarter ending June 2019	8,598	→
Quarter ending September 2019	8,708	→
Variance since September 2018	5.7%	↑



ACTIVITY



Month	Adjusted Scheduled Activity (UDA)	
	2019	2020
April	922	937
May	3,151	2,477
June	4,595	4,028
July	7,229	6,962
August	9,614	9,283
September	11,599	11,748
October	13,771	
November	16,884	
December	18,722	
January	20,923	
February	23,352	
March	25,567	
April	27,152	
May	27,153	
June	27,157	

QUALITY

	Quantity	Base Number	Contract	AT	Region	England
% of FP17s for the same patient ID Re-attending within 3 months - Children	141	1,707	8.3%	11.0%	12.1%	11.5%
% of FP17s for the same patient ID Re-attending within 3 months - Adults	723	4,393	16.5%	16.2%	15.6%	15.4%
% of FP17s for the same patient ID Re-attending between 3 & 9 months - Children	1,062	1,707	62.2%	54.3%	61.2%	59.7%
% of FP17s for the same patient ID Re-attending between 3 & 9 months - Adults	2,086	4,393	47.5%	45.7%	54.3%	51.7%
% of FP17s for Band 1 Urgent Courses	843	5,483	15.4%	12.2%	9.1%	9.2%
% of FP17s Relating to Free Repair or Replacements	29	5,483	0.5%	0.9%	0.9%	0.7%
% of FP17s Relating to Continuations	19	5,483	0.3%	1.0%	1.0%	0.8%
% of Patients satisfied with the dentistry they have received	1	2	N/A	94.0%	94.4%	93.5%
% of Patients satisfied with the time they had to wait for an appointment	1	2	N/A	89.8%	88.1%	87.4%

* This is based on patients treated on this contract for their most recent course of treatment. Figures in italics indicate the base number of FP17s or Patient Questionnaire responses are less than 100. N/A is shown where the base number of responses is less than 10 during the period. % is calculated as Quantity/Base number*100

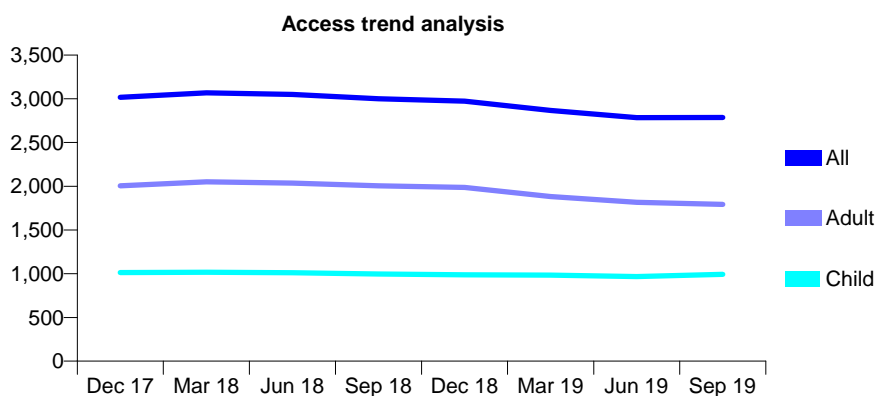
Q48 - Vital Signs At a Glance Contract Report for 171808/0001 - September 2019

Name or company name	Hunts Cross D C Limited
Contract type name	GDS Contract
Purpose of contract	General
Contract start date	01/11/2011
Contract end date	

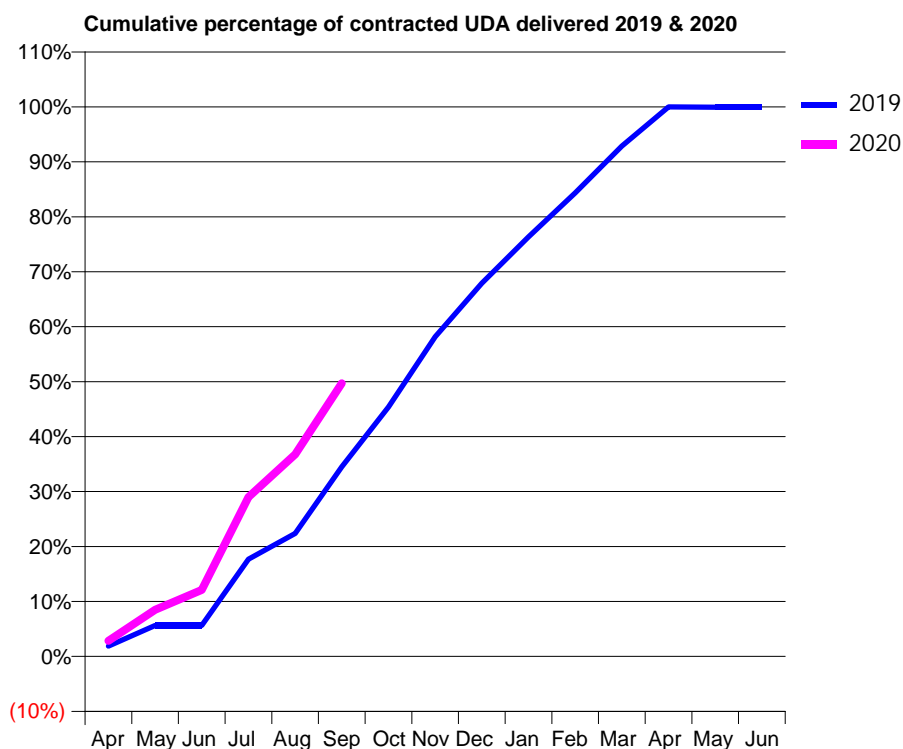
19/20 Contracted general activity (UDA)	7,129
Carry forward general activity (UDA)	4
19/20 Contracted orthodontic activity (UOA)	0
Carry forward orthodontic activity (UOA)	0
Baseline contract value	£191,595.90

ACCESS*

Patients seen in 24 months	Total	Change since previous quarter
Quarter ending September 2018	3,001	
Quarter ending December 2018	2,973	→
Quarter ending March 2019	2,866	↓
Quarter ending June 2019	2,784	↓
Quarter ending September 2019	2,785	→
Variance since September 2018	(7.2%)	↓



ACTIVITY



Month	2019	2020
April	134	203
May	402	605
June	402	863
July	1,261	2,066
August	1,595	2,621
September	2,459	3,544
October	3,236	
November	4,148	
December	4,840	
January	5,443	
February	6,013	
March	6,620	
April	7,128	
May	7,126	
June	7,125	

QUALITY

	Quantity	Base Number	Contract	AT	Region	England
% of FP17s for the same patient ID Re-attending within 3 months - Children	96	889	10.8%	11.0%	12.1%	11.5%
% of FP17s for the same patient ID Re-attending within 3 months - Adults	135	995	13.6%	16.2%	15.6%	15.4%
% of FP17s for the same patient ID Re-attending between 3 & 9 months - Children	513	889	57.7%	54.3%	61.2%	59.7%
% of FP17s for the same patient ID Re-attending between 3 & 9 months - Adults	528	995	53.1%	45.7%	54.3%	51.7%
% of FP17s for Band 1 Urgent Courses	127	1,680	7.6%	12.2%	9.1%	9.2%
% of FP17s Relating to Free Repair or Replacements	9	1,680	0.5%	0.9%	0.9%	0.7%
% of FP17s Relating to Continuations	9	1,680	0.5%	1.0%	1.0%	0.8%
% of Patients satisfied with the dentistry they have received	0	0	N/A	94.0%	94.4%	93.5%
% of Patients satisfied with the time they had to wait for an appointment	0	0	N/A	89.8%	88.1%	87.4%

* This is based on patients treated on this contract for their most recent course of treatment.

Figures in italics indicate the base number of FP17s or Patient Questionnaire responses are less than 100. N/A is shown where the base number of responses is less than 10 during the period. % is calculated as Quantity/Base number*100

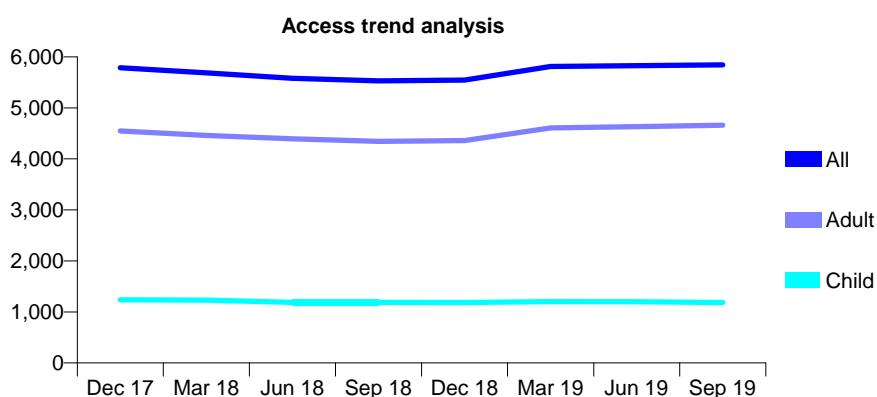
Q48 - Vital Signs At a Glance Contract Report for 171859/0002 - September 2019

Name or company name	Oak Dental Care Limited
Contract type name	Pilot Contract
Purpose of contract	General and Orthodontic
Contract start date	01/09/2007
Contract end date	

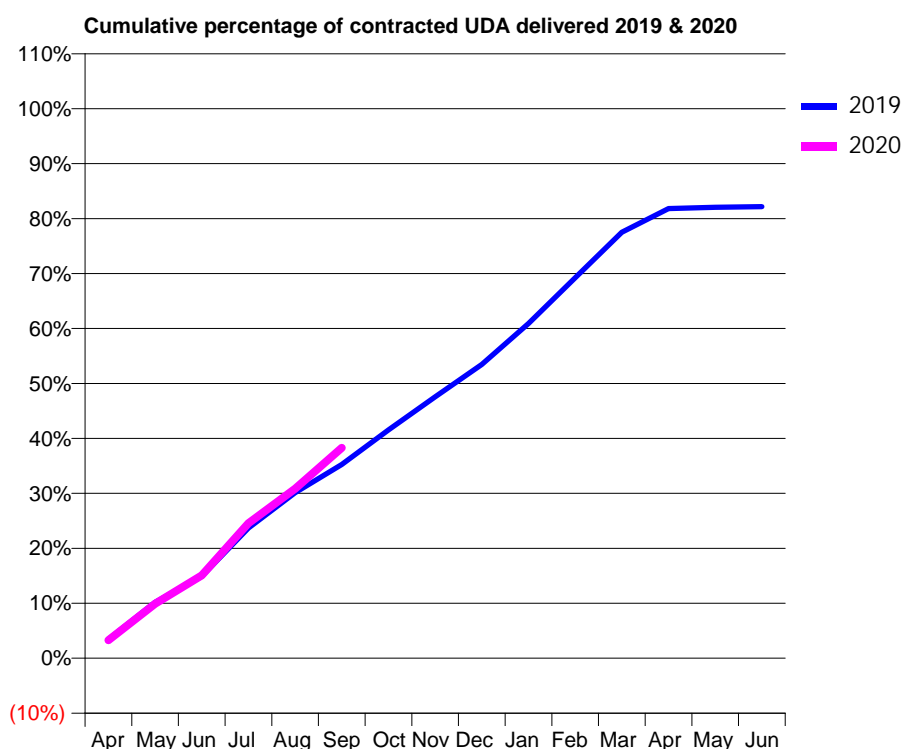
19/20 Contracted general activity (UDA)	18,048
Carry forward general activity (UDA)	0
19/20 Contracted orthodontic activity (UOA)	0
Carry forward orthodontic activity (UOA)	0
Baseline contract value	£548,644.03

ACCESS*

Patients seen in 24 months	Total	Change since previous quarter
Quarter ending September 2018	5,532	
Quarter ending December 2018	5,543	→
Quarter ending March 2019	5,813	↑
Quarter ending June 2019	5,829	→
Quarter ending September 2019	5,844	→
Variance since September 2018	5.6%	↑



ACTIVITY



Month	2019	2020
April	625	591
May	1,839	1,790
June	2,691	2,722
July	4,278	4,433
August	5,438	5,567
September	6,363	6,909
October	7,499	
November	8,586	
December	9,648	
January	10,995	
February	12,498	
March	13,987	
April	14,768	
May	14,808	
June	14,830	

QUALITY

	Quantity	Base Number	Contract	AT	Region	England
% of FP17s for the same patient ID Re-attending within 3 months - Children	34	667	5.1%	11.0%	12.1%	11.5%
% of FP17s for the same patient ID Re-attending within 3 months - Adults	329	2,701	12.2%	16.2%	15.6%	15.4%
% of FP17s for the same patient ID Re-attending between 3 & 9 months - Children	271	667	40.6%	54.3%	61.2%	59.7%
% of FP17s for the same patient ID Re-attending between 3 & 9 months - Adults	998	2,701	36.9%	45.7%	54.3%	51.7%
% of FP17s for Band 1 Urgent Courses	297	3,032	9.8%	12.2%	9.1%	9.2%
% of FP17s Relating to Free Repair or Replacements	22	3,032	0.7%	0.9%	0.9%	0.7%
% of FP17s Relating to Continuations	56	3,032	1.8%	1.0%	1.0%	0.8%
% of Patients satisfied with the dentistry they have received	5	5	N/A	94.0%	94.4%	93.5%
% of Patients satisfied with the time they had to wait for an appointment	4	5	N/A	89.8%	88.1%	87.4%

* This is based on patients treated on this contract for their most recent course of treatment. Figures in italics indicate the base number of FP17s or Patient Questionnaire responses are less than 100. N/A is shown where the base number of responses is less than 10 during the period. % is calculated as Quantity/Base number*100

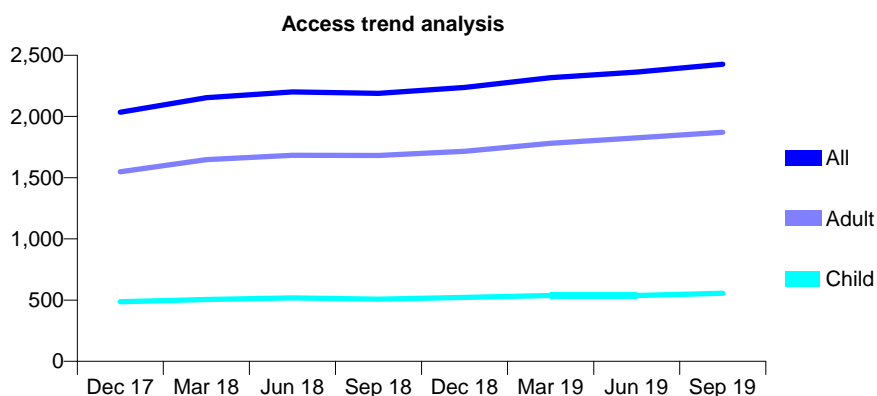
Q48 - Vital Signs At a Glance Contract Report for 171859/0005 - September 2019

Name or company name	Oak Dental Care Limited
Contract type name	GDS Contract
Purpose of contract	General
Contract start date	09/07/2012
Contract end date	

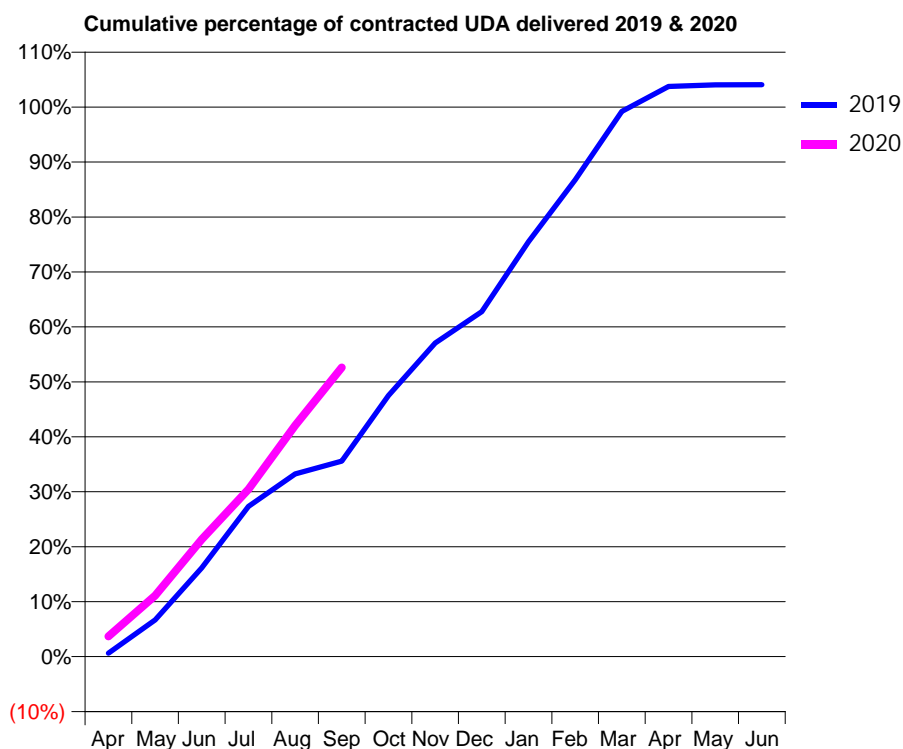
19/20 Contracted general activity (UDA)	6,307
Carry forward general activity (UDA)	0
19/20 Contracted orthodontic activity (UOA)	0
Carry forward orthodontic activity (UOA)	0
Baseline contract value	£193,942.74

ACCESS*

Patients seen in 24 months	Total	Change since previous quarter
Quarter ending September 2018	2,189	
Quarter ending December 2018	2,237	↑
Quarter ending March 2019	2,318	↑
Quarter ending June 2019	2,363	→
Quarter ending September 2019	2,427	↑
Variance since September 2018	10.9%	↑



ACTIVITY



Month	Adjusted Scheduled Activity (UDA)	
	2019	2020
April	41	232
May	422	702
June	1,018	1,346
July	1,724	1,920
August	2,098	2,653
September	2,243	3,319
October	2,997	
November	3,599	
December	3,959	
January	4,762	
February	5,472	
March	6,257	
April	6,544	
May	6,563	
June	6,564	

QUALITY

	Quantity	Base Number	Contract	AT	Region	England
% of FP17s for the same patient ID Re-attending within 3 months - Children	24	302	7.9%	11.0%	12.1%	11.5%
% of FP17s for the same patient ID Re-attending within 3 months - Adults	170	1,016	16.7%	16.2%	15.6%	15.4%
% of FP17s for the same patient ID Re-attending between 3 & 9 months - Children	120	302	39.7%	54.3%	61.2%	59.7%
% of FP17s for the same patient ID Re-attending between 3 & 9 months - Adults	377	1,016	37.1%	45.7%	54.3%	51.7%
% of FP17s for Band 1 Urgent Courses	160	1,212	13.2%	12.2%	9.1%	9.2%
% of FP17s Relating to Free Repair or Replacements	5	1,212	0.4%	0.9%	0.9%	0.7%
% of FP17s Relating to Continuations	15	1,212	1.2%	1.0%	1.0%	0.8%
% of Patients satisfied with the dentistry they have received	1	1	N/A	94.0%	94.4%	93.5%
% of Patients satisfied with the time they had to wait for an appointment	1	1	N/A	89.8%	88.1%	87.4%

* This is based on patients treated on this contract for their most recent course of treatment. Figures in italics indicate the base number of FP17s or Patient Questionnaire responses are less than 100. N/A is shown where the base number of responses is less than 10 during the period. % is calculated as Quantity/Base number*100

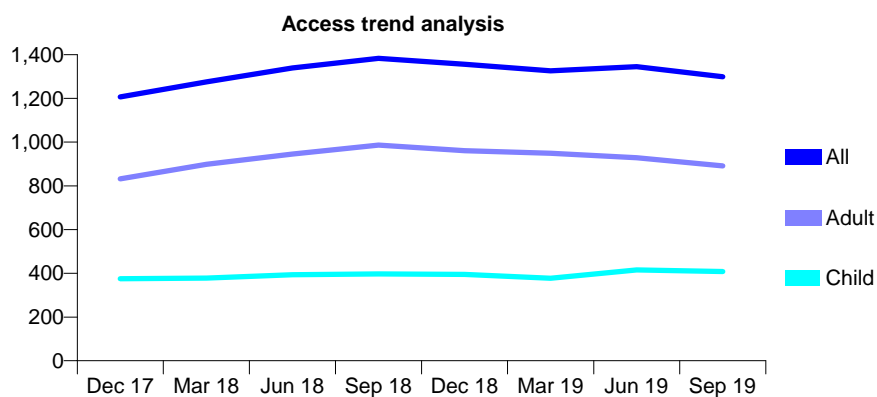
Q48 - Vital Signs At a Glance Contract Report for 174343/0009 - September 2019

Name or company name	Bridgewater Community Healthcare NHS F
Contract type name	PDS Contract
Purpose of contract	General
Contract start date	01/04/2015
Contract end date	31/03/2021

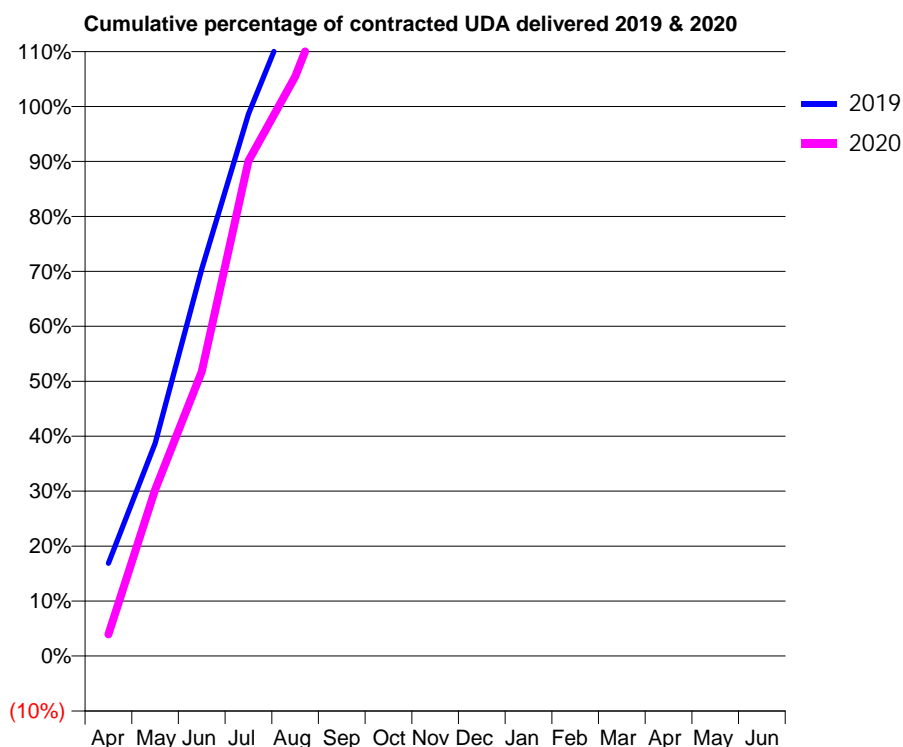
19/20 Contracted general activity (UDA)	992
Carry forward general activity (UDA)	0
19/20 Contracted orthodontic activity (UOA)	0
Carry forward orthodontic activity (UOA)	0
Baseline contract value	£344,772.64

ACCESS*

Patients seen in 24 months	Total	Change since previous quarter
Quarter ending September 2018	1,383	
Quarter ending December 2018	1,356	↓
Quarter ending March 2019	1,326	↓
Quarter ending June 2019	1,345	→
Quarter ending September 2019	1,299	↓
Variance since September 2018	(6.1%)	↓



ACTIVITY



Month	Adjusted Scheduled Activity (UDA)	
	2019	2020
April	167	39
May	384	300
June	698	513
July	978	894
August	1,185	1,046
September	1,438	1,257
October	1,697	
November	2,002	
December	2,186	
January	2,411	
February	2,706	
March	2,877	
April	2,959	
May	2,974	
June	2,978	

QUALITY

	Quantity	Base Number	Contract	AT	Region	England
% of FP17s for the same patient ID Re-attending within 3 months - Children	22	318	6.9%	11.0%	12.1%	11.5%
% of FP17s for the same patient ID Re-attending within 3 months - Adults	47	532	8.8%	16.2%	15.6%	15.4%
% of FP17s for the same patient ID Re-attending between 3 & 9 months - Children	76	318	23.9%	54.3%	61.2%	59.7%
% of FP17s for the same patient ID Re-attending between 3 & 9 months - Adults	271	532	50.9%	45.7%	54.3%	51.7%
% of FP17s for Band 1 Urgent Courses	32	778	4.1%	12.2%	9.1%	9.2%
% of FP17s Relating to Free Repair or Replacements	0	778	0.0%	0.9%	0.9%	0.7%
% of FP17s Relating to Continuations	1	778	0.1%	1.0%	1.0%	0.8%
% of Patients satisfied with the dentistry they have received	1	1	N/A	94.0%	94.4%	93.5%
% of Patients satisfied with the time they had to wait for an appointment	1	1	N/A	89.8%	88.1%	87.4%

* This is based on patients treated on this contract for their most recent course of treatment. Figures in italics indicate the base number of FP17s or Patient Questionnaire responses are less than 100. N/A is shown where the base number of responses is less than 10 during the period. % is calculated as Quantity/Base number*100

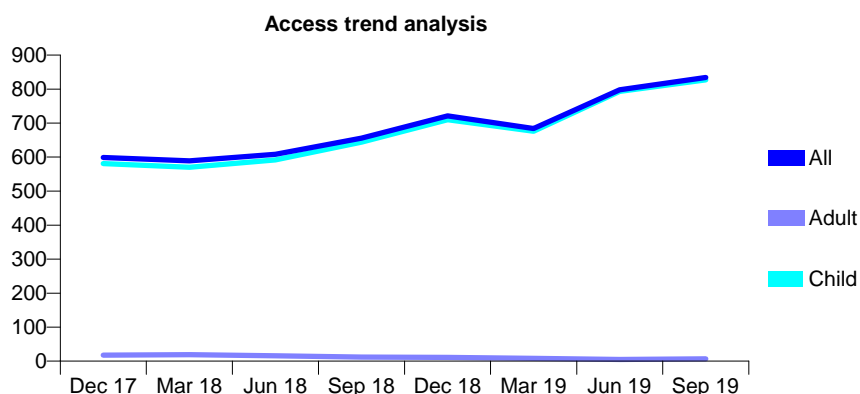
Q48 - Vital Signs At a Glance Contract Report for 174343/0010 - September 2019

Name or company name	Bridgewater Community Healthcare NHS F
Contract type name	PDS Contract
Purpose of contract	General
Contract start date	01/04/2015
Contract end date	31/03/2021

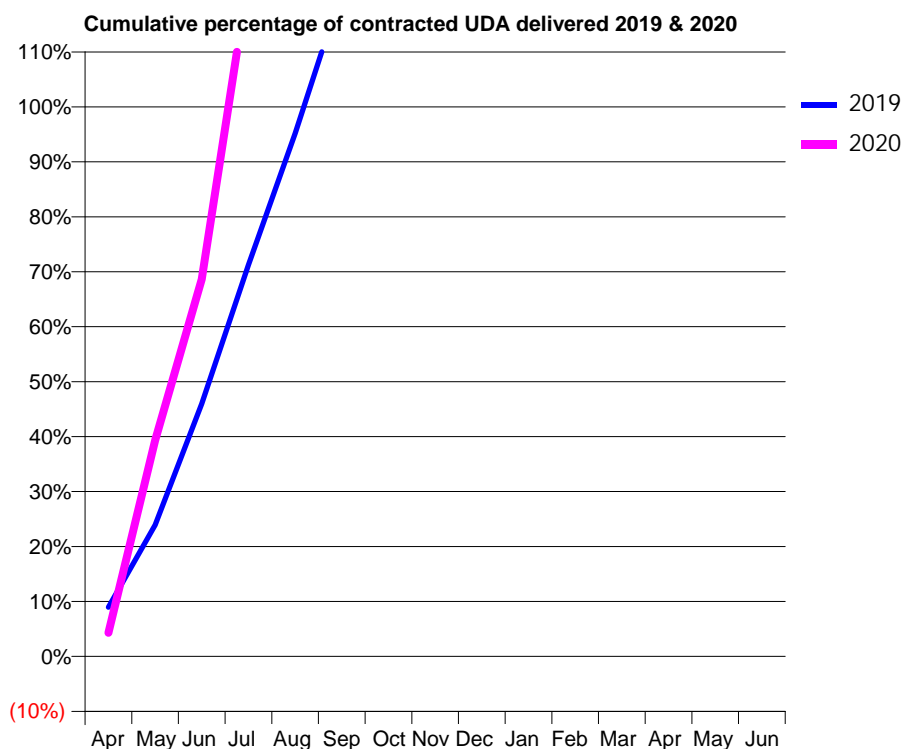
19/20 Contracted general activity (UDA)	771
Carry forward general activity (UDA)	0
19/20 Contracted orthodontic activity (UOA)	0
Carry forward orthodontic activity (UOA)	0
Baseline contract value	£657,219.66

ACCESS*

Patients seen in 24 months	Total	Change since previous quarter
Quarter ending September 2018	656	
Quarter ending December 2018	721	↑
Quarter ending March 2019	684	↓
Quarter ending June 2019	798	↑
Quarter ending September 2019	834	↑
Variance since September 2018	27.1%	↑



ACTIVITY



Month	2019	2020
April	69	33
May	184	303
June	354	529
July	549	951
August	734	1,166
September	934	1,496
October	1,201	
November	1,527	
December	1,718	
January	1,934	
February	2,178	
March	2,331	
April	2,423	
May	2,429	
June	2,429	

QUALITY

	Quantity	Base Number	Contract	AT	Region	England
% of FP17s for the same patient ID Re-attending within 3 months - Children	4	624	0.6%	11.0%	12.1%	11.5%
% of FP17s for the same patient ID Re-attending within 3 months - Adults	0	4	0.0%	16.2%	15.6%	15.4%
% of FP17s for the same patient ID Re-attending between 3 & 9 months - Children	1	624	0.2%	54.3%	61.2%	59.7%
% of FP17s for the same patient ID Re-attending between 3 & 9 months - Adults	0	4	0.0%	45.7%	54.3%	51.7%
% of FP17s for Band 1 Urgent Courses	3	580	0.5%	12.2%	9.1%	9.2%
% of FP17s Relating to Free Repair or Replacements	0	580	0.0%	0.9%	0.9%	0.7%
% of FP17s Relating to Continuations	0	580	0.0%	1.0%	1.0%	0.8%
% of Patients satisfied with the dentistry they have received	0	0	N/A	94.0%	94.4%	93.5%
% of Patients satisfied with the time they had to wait for an appointment	0	0	N/A	89.8%	88.1%	87.4%

* This is based on patients treated on this contract for their most recent course of treatment. Figures in italics indicate the base number of FP17s or Patient Questionnaire responses are less than 100. N/A is shown where the base number of responses is less than 10 during the period. % is calculated as Quantity/Base number*100

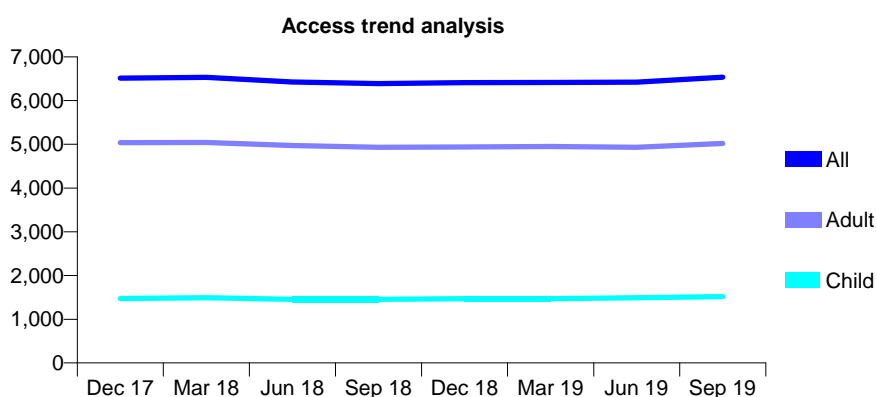
Q48 - Vital Signs At a Glance Contract Report for 176613/0001 - September 2019

Name or company name	Cromer House Dental Practice Limited
Contract type name	GDS Contract
Purpose of contract	General
Contract start date	01/05/2014
Contract end date	

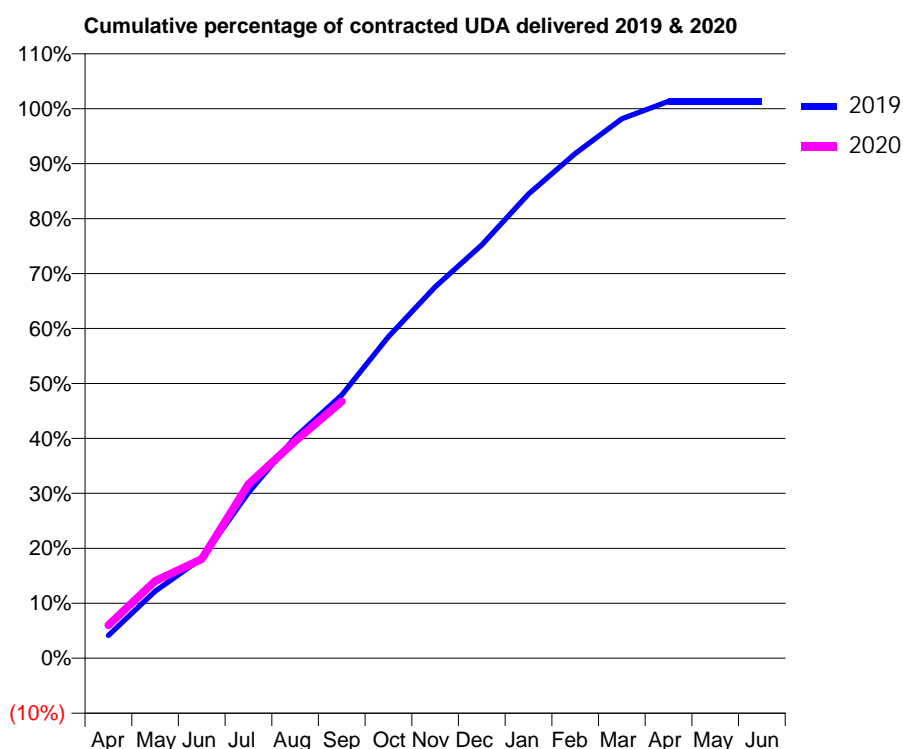
19/20 Contracted general activity (UDA)	19,995
Carry forward general activity (UDA)	0
19/20 Contracted orthodontic activity (UOA)	0
Carry forward orthodontic activity (UOA)	0
Baseline contract value	£529,262.28

ACCESS*

Patients seen in 24 months	Total	Change since previous quarter
Quarter ending September 2018	6,388	
Quarter ending December 2018	6,409	→
Quarter ending March 2019	6,416	→
Quarter ending June 2019	6,422	→
Quarter ending September 2019	6,536	→
Variance since September 2018	2.3%	↑



ACTIVITY



Month	2019	2020
April	834	1,204
May	2,438	2,810
June	3,637	3,609
July	6,026	6,335
August	8,040	7,903
September	9,577	9,341
October	11,699	
November	13,510	
December	15,039	
January	16,887	
February	18,362	
March	19,622	
April	20,258	
May	20,259	
June	20,259	

QUALITY

	Quantity	Base Number	Contract	AT	Region	England
% of FP17s for the same patient ID Re-attending within 3 months - Children	190	1,194	15.9%	11.0%	12.1%	11.5%
% of FP17s for the same patient ID Re-attending within 3 months - Adults	612	3,458	17.7%	16.2%	15.6%	15.4%
% of FP17s for the same patient ID Re-attending between 3 & 9 months - Children	592	1,194	49.6%	54.3%	61.2%	59.7%
% of FP17s for the same patient ID Re-attending between 3 & 9 months - Adults	1,724	3,458	49.9%	45.7%	54.3%	51.7%
% of FP17s for Band 1 Urgent Courses	557	4,340	12.8%	12.2%	9.1%	9.2%
% of FP17s Relating to Free Repair or Replacements	39	4,340	0.9%	0.9%	0.9%	0.7%
% of FP17s Relating to Continuations	44	4,340	1.0%	1.0%	1.0%	0.8%
% of Patients satisfied with the dentistry they have received	4	4	N/A	94.0%	94.4%	93.5%
% of Patients satisfied with the time they had to wait for an appointment	4	4	N/A	89.8%	88.1%	87.4%

* This is based on patients treated on this contract for their most recent course of treatment.

Figures in italics indicate the base number of FP17s or Patient Questionnaire responses are less than 100. N/A is shown where the base number of responses is less than 10 during the period. % is calculated as Quantity/Base number*100

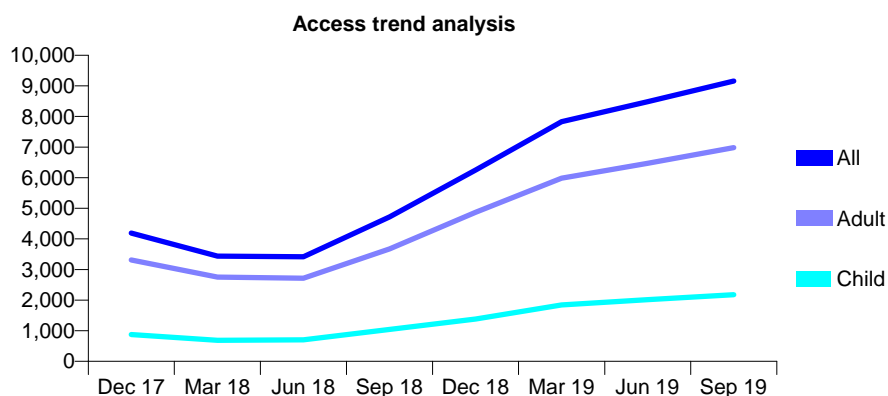
Q48 - Vital Signs At a Glance Contract Report for 177326/0001 - September 2019

Name or company name	The Dental House
Contract type name	GDS Contract
Purpose of contract	General
Contract start date	01/04/2015
Contract end date	

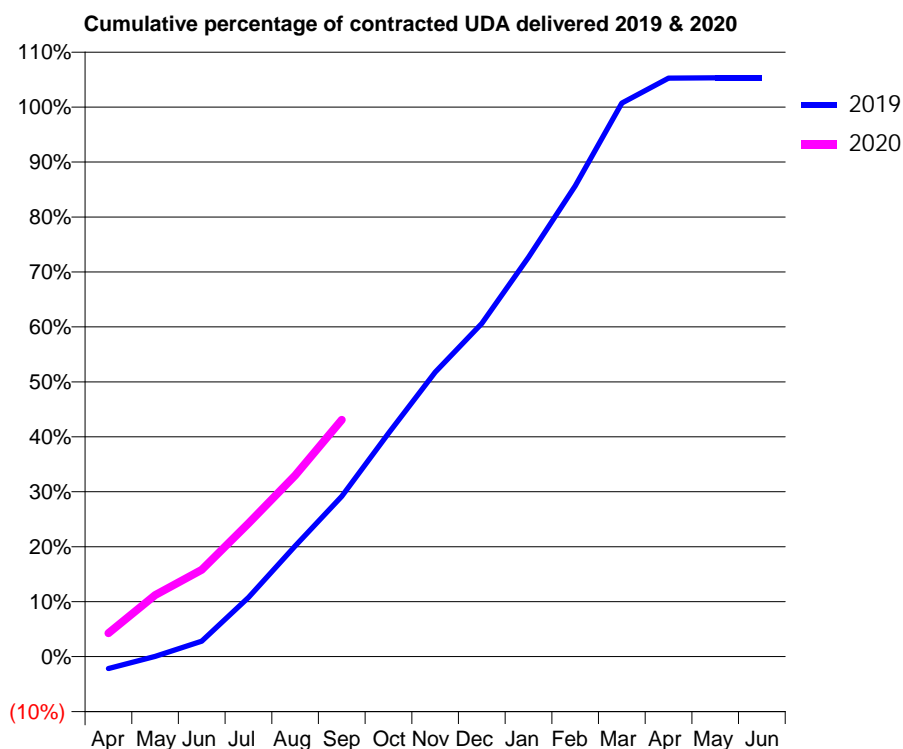
19/20 Contracted general activity (UDA)	29,685
Carry forward general activity (UDA)	0
19/20 Contracted orthodontic activity (UOA)	0
Carry forward orthodontic activity (UOA)	0
Baseline contract value	£783,831.64

ACCESS*

Patients seen in 24 months	Total	Change since previous quarter
Quarter ending September 2018	4,715	
Quarter ending December 2018	6,252	↑
Quarter ending March 2019	7,831	↑
Quarter ending June 2019	8,486	↑
Quarter ending September 2019	9,159	↑
Variance since September 2018	94.3%	↑



ACTIVITY



Month	Adjusted Scheduled Activity (UDA)	
	2019	2020
April	-534	1,265
May	8	3,325
June	684	4,691
July	2,609	7,203
August	4,890	9,796
September	7,080	12,789
October	9,864	
November	12,566	
December	14,711	
January	17,638	
February	20,793	
March	24,446	
April	25,546	
May	25,559	
June	25,559	

QUALITY

	Quantity	Base Number	Contract	AT	Region	England
% of FP17s for the same patient ID Re-attending within 3 months - Children	113	1,543	7.3%	11.0%	12.1%	11.5%
% of FP17s for the same patient ID Re-attending within 3 months - Adults	569	4,736	12.0%	16.2%	15.6%	15.4%
% of FP17s for the same patient ID Re-attending between 3 & 9 months - Children	794	1,543	51.5%	54.3%	61.2%	59.7%
% of FP17s for the same patient ID Re-attending between 3 & 9 months - Adults	2,235	4,736	47.2%	45.7%	54.3%	51.7%
% of FP17s for Band 1 Urgent Courses	334	5,309	6.3%	12.2%	9.1%	9.2%
% of FP17s Relating to Free Repair or Replacements	35	5,309	0.7%	0.9%	0.9%	0.7%
% of FP17s Relating to Continuations	22	5,309	0.4%	1.0%	1.0%	0.8%
% of Patients satisfied with the dentistry they have received	9	9	N/A	94.0%	94.4%	93.5%
% of Patients satisfied with the time they had to wait for an appointment	9	9	N/A	89.8%	88.1%	87.4%

* This is based on patients treated on this contract for their most recent course of treatment. Figures in italics indicate the base number of FP17s or Patient Questionnaire responses are less than 100. N/A is shown where the base number of responses is less than 10 during the period. % is calculated as Quantity/Base number*100

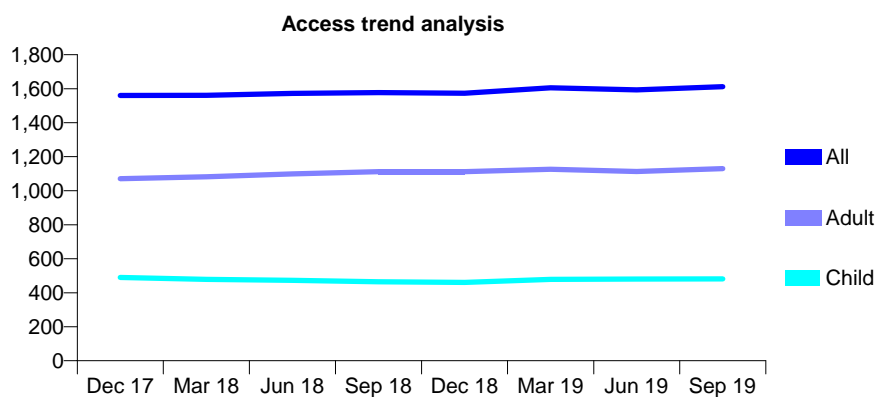
Q48 - Vital Signs At a Glance Contract Report for 181528/0005 - September 2019

Name or company name	Salaried Dental Service, Knowsley
Contract type name	PDS Contract
Purpose of contract	General
Contract start date	01/04/2015
Contract end date	31/03/2021

19/20 Contracted general activity (UDA)	3,393
Carry forward general activity (UDA)	0
19/20 Contracted orthodontic activity (UOA)	0
Carry forward orthodontic activity (UOA)	0
Baseline contract value	£437,838.01

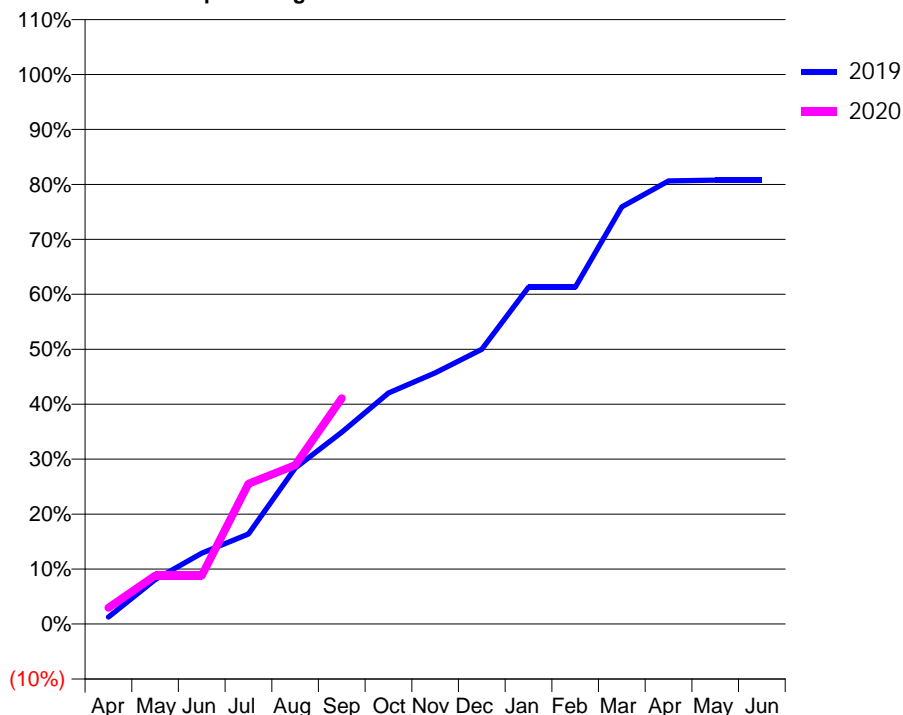
ACCESS*

Patients seen in 24 months	Total	Change since previous quarter
Quarter ending September 2018	1,577	
Quarter ending December 2018	1,573	→
Quarter ending March 2019	1,605	↑
Quarter ending June 2019	1,593	→
Quarter ending September 2019	1,611	→
Variance since September 2018	2.2%	↑



ACTIVITY

Cumulative percentage of contracted UDA delivered 2019 & 2020



Adjusted Scheduled Activity (UDA)

Month	2019	2020
April	43	100
May	274	300
June	438	300
July	556	867
August	963	981
September	1,185	1,394
October	1,426	
November	1,551	
December	1,695	
January	2,080	
February	2,080	
March	2,575	
April	2,735	
May	2,740	
June	2,740	

QUALITY

	Quantity	Base Number	Contract	AT	Region	England
% of FP17s for the same patient ID Re-attending within 3 months - Children	31	357	8.7%	11.0%	12.1%	11.5%
% of FP17s for the same patient ID Re-attending within 3 months - Adults	97	669	14.5%	16.2%	15.6%	15.4%
% of FP17s for the same patient ID Re-attending between 3 & 9 months - Children	154	357	43.1%	54.3%	61.2%	59.7%
% of FP17s for the same patient ID Re-attending between 3 & 9 months - Adults	300	669	44.8%	45.7%	54.3%	51.7%
% of FP17s for Band 1 Urgent Courses	53	579	9.2%	12.2%	9.1%	9.2%
% of FP17s Relating to Free Repair or Replacements	5	579	0.9%	0.9%	0.9%	0.7%
% of FP17s Relating to Continuations	3	579	0.5%	1.0%	1.0%	0.8%
% of Patients satisfied with the dentistry they have received	0	0	N/A	94.0%	94.4%	93.5%
% of Patients satisfied with the time they had to wait for an appointment	0	0	N/A	89.8%	88.1%	87.4%

* This is based on patients treated on this contract for their most recent course of treatment.

Figures in italics indicate the base number of FP17s or Patient Questionnaire responses are less than 100. N/A is shown where the base number of responses is less than 10 during the period. % is calculated as Quantity/Base number*100

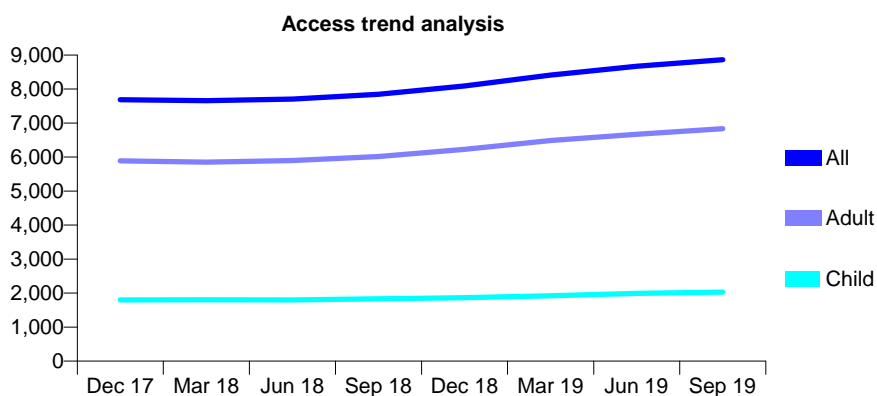
Q48 - Vital Signs At a Glance Contract Report for 182419/0001 - September 2019

Name or company name	Morris & Partners
Contract type name	GDS Contract
Purpose of contract	General
Contract start date	01/04/2011
Contract end date	

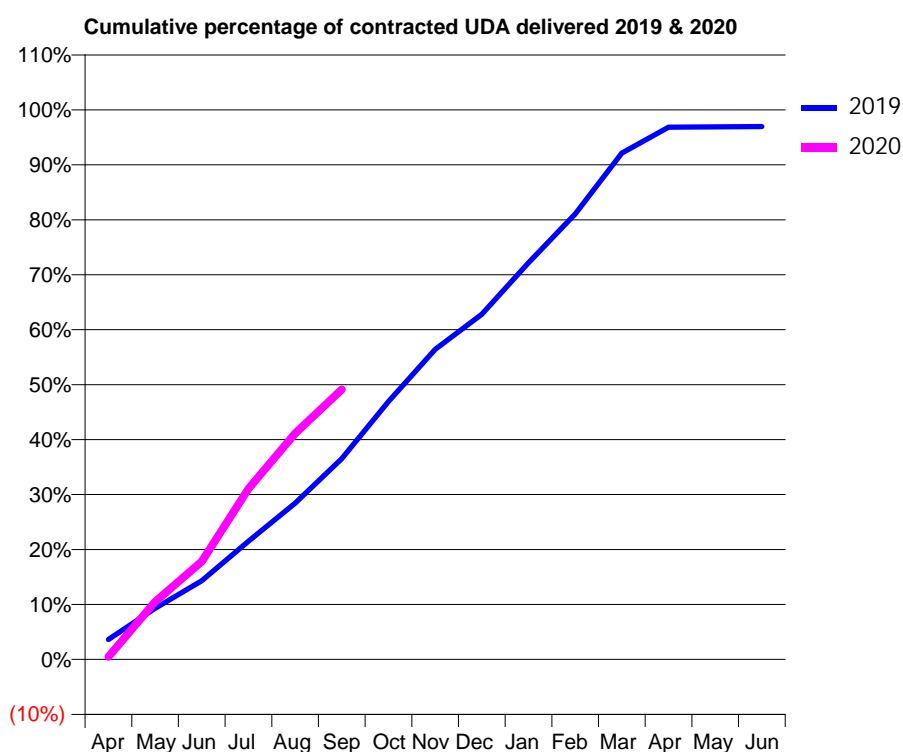
19/20 Contracted general activity (UDA)	25,360
Carry forward general activity (UDA)	772
19/20 Contracted orthodontic activity (UOA)	0
Carry forward orthodontic activity (UOA)	0
Baseline contract value	£669,630.16

ACCESS*

Patients seen in 24 months	Total	Change since previous quarter
Quarter ending September 2018	7,849	
Quarter ending December 2018	8,092	↑
Quarter ending March 2019	8,410	↑
Quarter ending June 2019	8,668	↑
Quarter ending September 2019	8,866	↑
Variance since September 2018	13.0%	↑



ACTIVITY



Month	2019	2020
April	921	127
May	2,359	2,660
June	3,625	4,516
July	5,457	7,871
August	7,218	10,433
September	9,264	12,456
October	11,907	
November	14,310	
December	15,931	
January	18,306	
February	20,560	
March	23,364	
April	24,561	
May	24,578	
June	24,588	

QUALITY

	Quantity	Base Number	Contract	AT	Region	England
% of FP17s for the same patient ID Re-attending within 3 months - Children	103	1,305	7.9%	11.0%	12.1%	11.5%
% of FP17s for the same patient ID Re-attending within 3 months - Adults	734	4,413	16.6%	16.2%	15.6%	15.4%
% of FP17s for the same patient ID Re-attending between 3 & 9 months - Children	619	1,305	47.4%	54.3%	61.2%	59.7%
% of FP17s for the same patient ID Re-attending between 3 & 9 months - Adults	1,907	4,413	43.2%	45.7%	54.3%	51.7%
% of FP17s for Band 1 Urgent Courses	611	5,276	11.6%	12.2%	9.1%	9.2%
% of FP17s Relating to Free Repair or Replacements	73	5,276	1.4%	0.9%	0.9%	0.7%
% of FP17s Relating to Continuations	94	5,276	1.8%	1.0%	1.0%	0.8%
% of Patients satisfied with the dentistry they have received	8	8	N/A	94.0%	94.4%	93.5%
% of Patients satisfied with the time they had to wait for an appointment	7	8	N/A	89.8%	88.1%	87.4%

* This is based on patients treated on this contract for their most recent course of treatment. Figures in italics indicate the base number of FP17s or Patient Questionnaire responses are less than 100. N/A is shown where the base number of responses is less than 10 during the period. % is calculated as Quantity/Base number*100

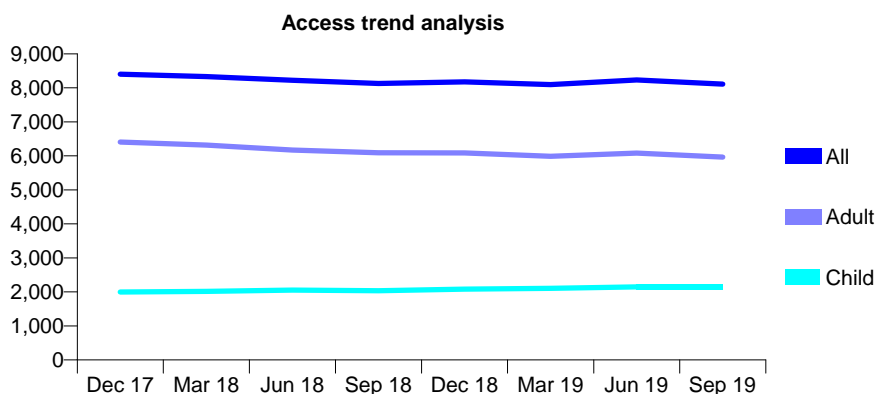
Q48 - Vital Signs At a Glance Contract Report for 184632/0001 - September 2019

Name or company name	Hale Road Dental Practice Limited
Contract type name	GDS Contract
Purpose of contract	General
Contract start date	01/02/2014
Contract end date	

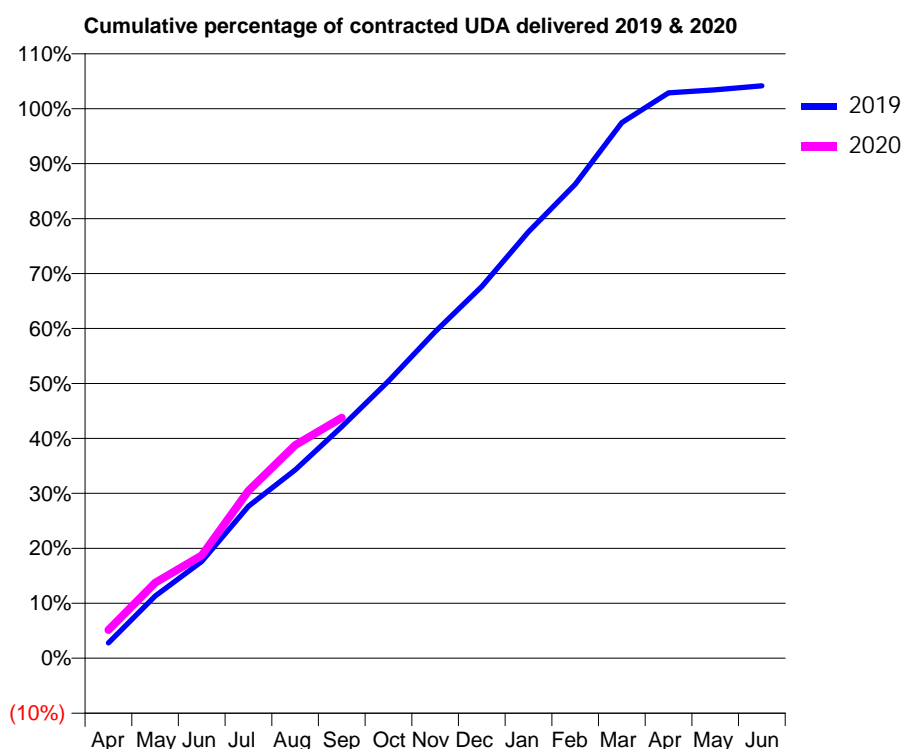
19/20 Contracted general activity (UDA)	22,467
Carry forward general activity (UDA)	0
19/20 Contracted orthodontic activity (UOA)	0
Carry forward orthodontic activity (UOA)	0
Baseline contract value	£614,240.57

ACCESS*

Patients seen in 24 months	Total	Change since previous quarter
Quarter ending September 2018	8,127	
Quarter ending December 2018	8,175	→
Quarter ending March 2019	8,096	→
Quarter ending June 2019	8,235	→
Quarter ending September 2019	8,111	↓
Variance since September 2018	(0.2%)	→



ACTIVITY



Month	2019	2020
April	623	1,158
May	2,541	3,089
June	3,958	4,208
July	6,213	6,851
August	7,694	8,714
September	9,465	9,834
October	11,327	
November	13,350	
December	15,197	
January	17,433	
February	19,381	
March	21,891	
April	23,115	
May	23,236	
June	23,399	

QUALITY

	Quantity	Base Number	Contract	AT	Region	England
% of FP17s for the same patient ID Re-attending within 3 months - Children	76	1,303	5.8%	11.0%	12.1%	11.5%
% of FP17s for the same patient ID Re-attending within 3 months - Adults	374	3,130	11.9%	16.2%	15.6%	15.4%
% of FP17s for the same patient ID Re-attending between 3 & 9 months - Children	617	1,303	47.4%	54.3%	61.2%	59.7%
% of FP17s for the same patient ID Re-attending between 3 & 9 months - Adults	1,289	3,130	41.2%	45.7%	54.3%	51.7%
% of FP17s for Band 1 Urgent Courses	734	3,982	18.4%	12.2%	9.1%	9.2%
% of FP17s Relating to Free Repair or Replacements	24	3,982	0.6%	0.9%	0.9%	0.7%
% of FP17s Relating to Continuations	4	3,982	0.1%	1.0%	1.0%	0.8%
% of Patients satisfied with the dentistry they have received	1	1	N/A	94.0%	94.4%	93.5%
% of Patients satisfied with the time they had to wait for an appointment	1	1	N/A	89.8%	88.1%	87.4%

* This is based on patients treated on this contract for their most recent course of treatment. Figures in italics indicate the base number of FP17s or Patient Questionnaire responses are less than 100. N/A is shown where the base number of responses is less than 10 during the period. % is calculated as Quantity/Base number*100

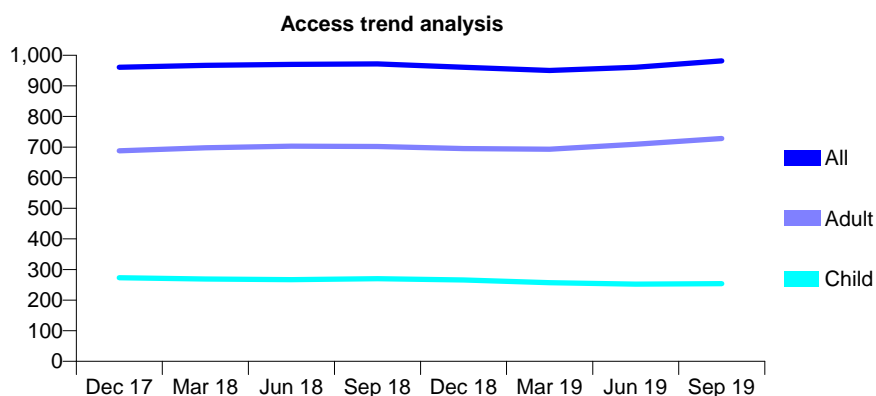
Q48 - Vital Signs At a Glance Contract Report for 185280/0001 - September 2019

Name or company name	Aigburth Smile Centre
Contract type name	GDS Contract
Purpose of contract	General
Contract start date	01/04/2011
Contract end date	

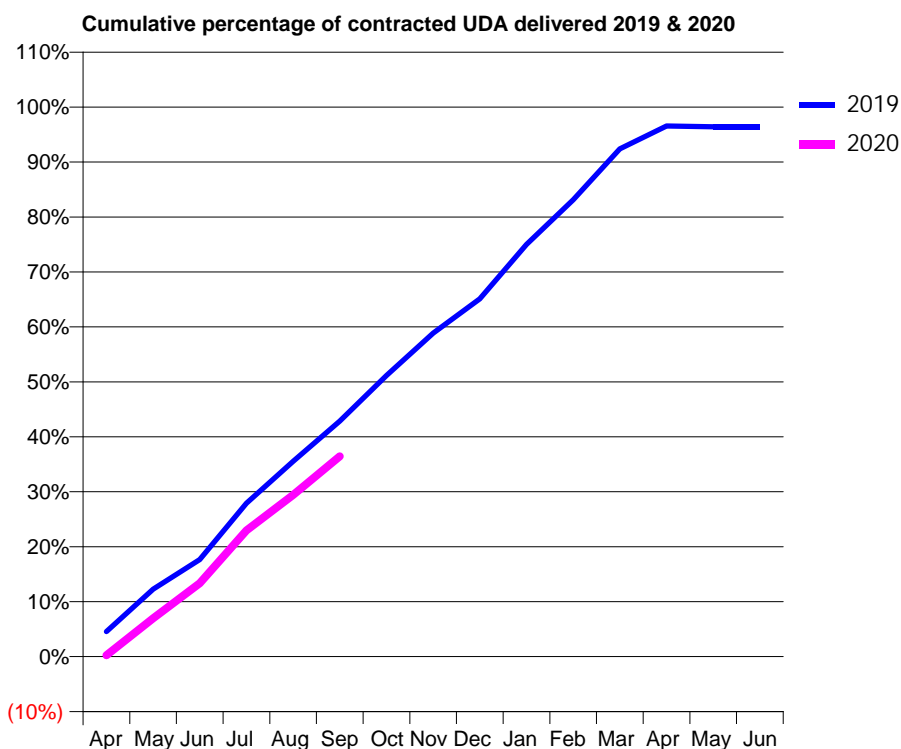
19/20 Contracted general activity (UDA)	2,666
Carry forward general activity (UDA)	95
19/20 Contracted orthodontic activity (UOA)	0
Carry forward orthodontic activity (UOA)	0
Baseline contract value	£70,395.67

ACCESS*

Patients seen in 24 months	Total	Change since previous quarter
Quarter ending September 2018	972	
Quarter ending December 2018	961	↓
Quarter ending March 2019	950	↓
Quarter ending June 2019	961	→
Quarter ending September 2019	982	↑
Variance since September 2018	1.0%	→



ACTIVITY



Month	Adjusted Scheduled Activity (UDA)	
	2019	2020
April	122	7
May	328	186
June	472	356
July	745	613
August	947	785
September	1,142	972
October	1,364	
November	1,569	
December	1,736	
January	1,999	
February	2,216	
March	2,463	
April	2,574	
May	2,570	
June	2,570	

QUALITY

	Quantity	Base Number	Contract	AT	Region	England
% of FP17s for the same patient ID Re-attending within 3 months - Children	22	162	13.6%	11.0%	12.1%	11.5%
% of FP17s for the same patient ID Re-attending within 3 months - Adults	53	458	11.6%	16.2%	15.6%	15.4%
% of FP17s for the same patient ID Re-attending between 3 & 9 months - Children	81	162	50.0%	54.3%	61.2%	59.7%
% of FP17s for the same patient ID Re-attending between 3 & 9 months - Adults	235	458	51.3%	45.7%	54.3%	51.7%
% of FP17s for Band 1 Urgent Courses	60	587	10.2%	12.2%	9.1%	9.2%
% of FP17s Relating to Free Repair or Replacements	0	587	0.0%	0.9%	0.9%	0.7%
% of FP17s Relating to Continuations	0	587	0.0%	1.0%	1.0%	0.8%
% of Patients satisfied with the dentistry they have received	0	0	N/A	94.0%	94.4%	93.5%
% of Patients satisfied with the time they had to wait for an appointment	0	0	N/A	89.8%	88.1%	87.4%

* This is based on patients treated on this contract for their most recent course of treatment. Figures in italics indicate the base number of FP17s or Patient Questionnaire responses are less than 100. N/A is shown where the base number of responses is less than 10 during the period. % is calculated as Quantity/Base number*100

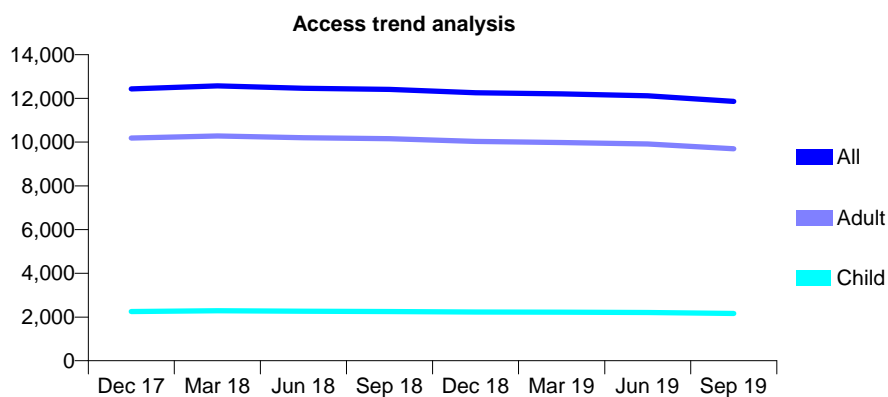
Q48 - Vital Signs At a Glance Contract Report for 187135/0001 - September 2019

Name or company name	Old Mill Lane Dental Practice Partnership
Contract type name	GDS Contract
Purpose of contract	General
Contract start date	01/06/2015
Contract end date	

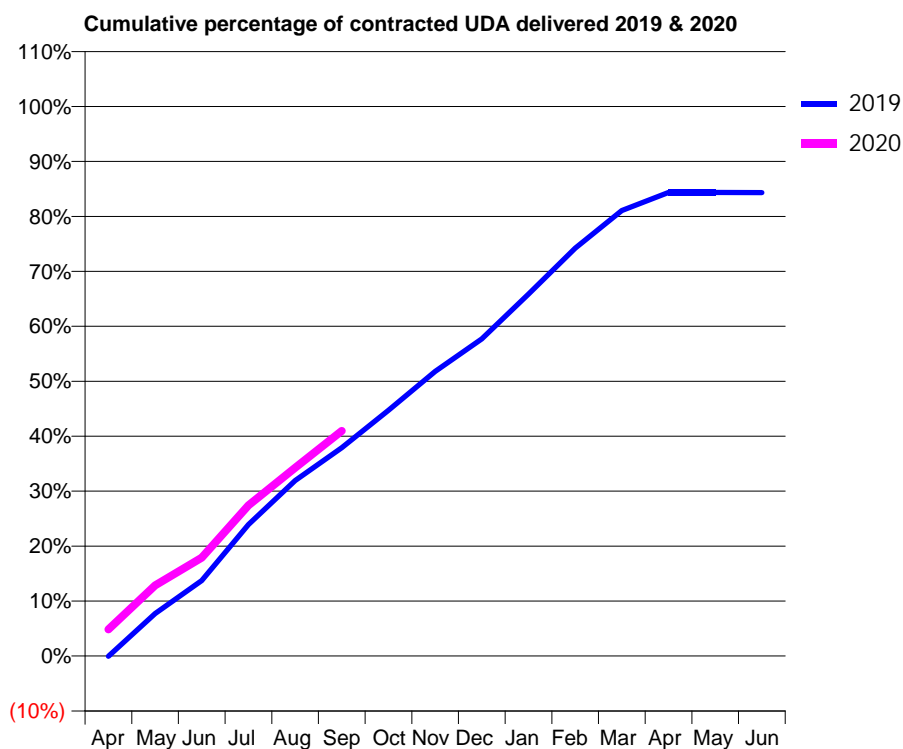
19/20 Contracted general activity (UDA)	34,136
Carry forward general activity (UDA)	0
19/20 Contracted orthodontic activity (UOA)	0
Carry forward orthodontic activity (UOA)	0
Baseline contract value	£1,158,006.41

ACCESS*

Patients seen in 24 months	Total	Change since previous quarter
Quarter ending September 2018	12,408	
Quarter ending December 2018	12,261	↓
Quarter ending March 2019	12,204	→
Quarter ending June 2019	12,117	→
Quarter ending September 2019	11,859	↓
Variance since September 2018	(4.4%)	↓



ACTIVITY



Month	Adjusted Scheduled Activity (UDA)	
	2019	2020
April	-19	1,656
May	2,635	4,393
June	4,694	6,109
July	8,165	9,360
August	10,896	11,700
September	12,937	13,989
October	15,264	
November	17,686	
December	19,706	
January	22,479	
February	25,336	
March	27,669	
April	28,787	
May	28,787	
June	28,784	

QUALITY

	Quantity	Base Number	Contract	AT	Region	England
% of FP17s for the same patient ID Re-attending within 3 months - Children	110	1,797	6.1%	11.0%	12.1%	11.5%
% of FP17s for the same patient ID Re-attending within 3 months - Adults	877	6,207	14.1%	16.2%	15.6%	15.4%
% of FP17s for the same patient ID Re-attending between 3 & 9 months - Children	1,222	1,797	68.0%	54.3%	61.2%	59.7%
% of FP17s for the same patient ID Re-attending between 3 & 9 months - Adults	2,298	6,207	37.0%	45.7%	54.3%	51.7%
% of FP17s for Band 1 Urgent Courses	641	7,417	8.6%	12.2%	9.1%	9.2%
% of FP17s Relating to Free Repair or Replacements	74	7,417	1.0%	0.9%	0.9%	0.7%
% of FP17s Relating to Continuations	136	7,417	1.8%	1.0%	1.0%	0.8%
% of Patients satisfied with the dentistry they have received	9	9	N/A	94.0%	94.4%	93.5%
% of Patients satisfied with the time they had to wait for an appointment	9	9	N/A	89.8%	88.1%	87.4%

* This is based on patients treated on this contract for their most recent course of treatment.

Figures in italics indicate the base number of FP17s or Patient Questionnaire responses are less than 100. N/A is shown where the base number of responses is less than 10 during the period. % is calculated as Quantity/Base number*100

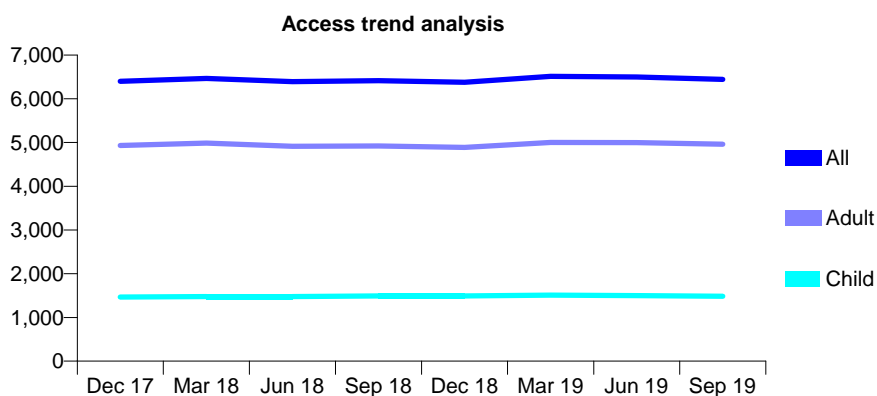
Q48 - Vital Signs At a Glance Contract Report for 187372/0001 - September 2019

Name or company name	KDP Care Limited
Contract type name	GDS Contract
Purpose of contract	General
Contract start date	01/05/2014
Contract end date	

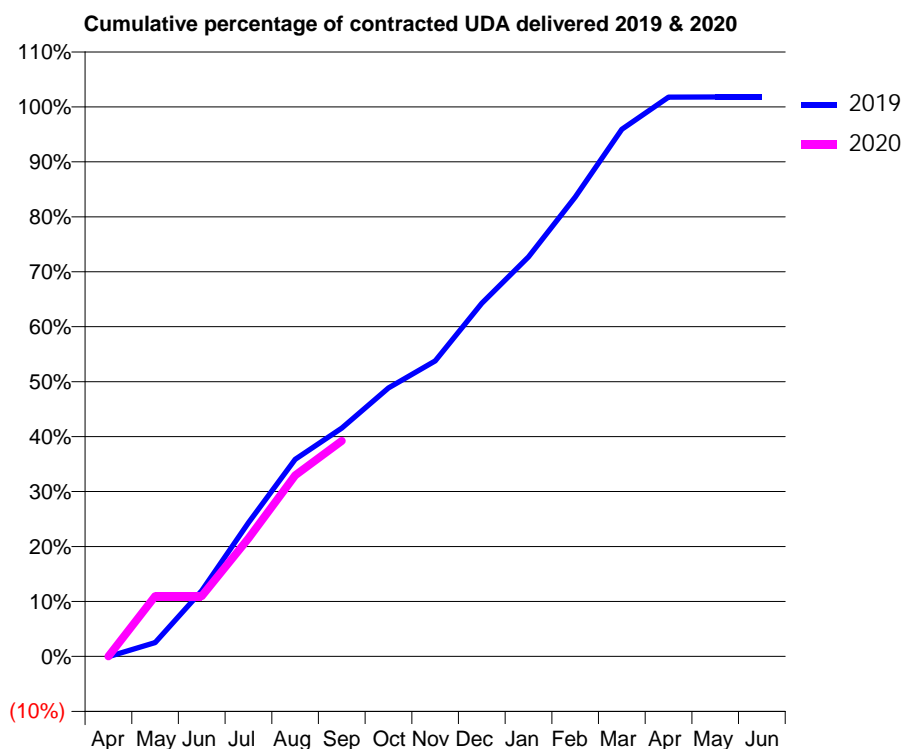
19/20 Contracted general activity (UDA)	18,348
Carry forward general activity (UDA)	0
19/20 Contracted orthodontic activity (UOA)	0
Carry forward orthodontic activity (UOA)	0
Baseline contract value	£606,734.00

ACCESS*

Patients seen in 24 months	Total	Change since previous quarter
Quarter ending September 2018	6,412	
Quarter ending December 2018	6,380	→
Quarter ending March 2019	6,514	↑
Quarter ending June 2019	6,497	→
Quarter ending September 2019	6,444	→
Variance since September 2018	0.5%	→



ACTIVITY



Month	2019	2020
April	-10	0
May	462	2,010
June	2,195	2,010
July	4,466	3,941
August	6,579	6,043
September	7,622	7,194
October	8,964	
November	9,866	
December	11,791	
January	13,341	
February	15,335	
March	17,600	
April	18,670	
May	18,675	
June	18,675	

QUALITY

	Quantity	Base Number	Contract	AT	Region	England
% of FP17s for the same patient ID Re-attending within 3 months - Children	60	937	6.4%	11.0%	12.1%	11.5%
% of FP17s for the same patient ID Re-attending within 3 months - Adults	317	2,863	11.1%	16.2%	15.6%	15.4%
% of FP17s for the same patient ID Re-attending between 3 & 9 months - Children	517	937	55.2%	54.3%	61.2%	59.7%
% of FP17s for the same patient ID Re-attending between 3 & 9 months - Adults	1,473	2,863	51.4%	45.7%	54.3%	51.7%
% of FP17s for Band 1 Urgent Courses	299	3,351	8.9%	12.2%	9.1%	9.2%
% of FP17s Relating to Free Repair or Replacements	11	3,351	0.3%	0.9%	0.9%	0.7%
% of FP17s Relating to Continuations	40	3,351	1.2%	1.0%	1.0%	0.8%
% of Patients satisfied with the dentistry they have received	7	7	N/A	94.0%	94.4%	93.5%
% of Patients satisfied with the time they had to wait for an appointment	7	7	N/A	89.8%	88.1%	87.4%

* This is based on patients treated on this contract for their most recent course of treatment. Figures in italics indicate the base number of FP17s or Patient Questionnaire responses are less than 100. N/A is shown where the base number of responses is less than 10 during the period. % is calculated as Quantity/Base number*100

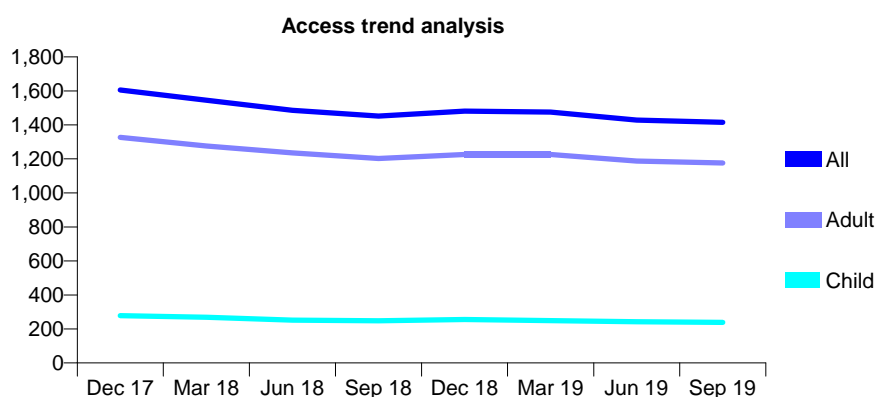
Q48 - Vital Signs At a Glance Contract Report for 189871/0001 - September 2019

Name or company name	St Johns Rd Dental Practice
Contract type name	PDS Contract
Purpose of contract	General
Contract start date	01/07/2011
Contract end date	30/06/2021

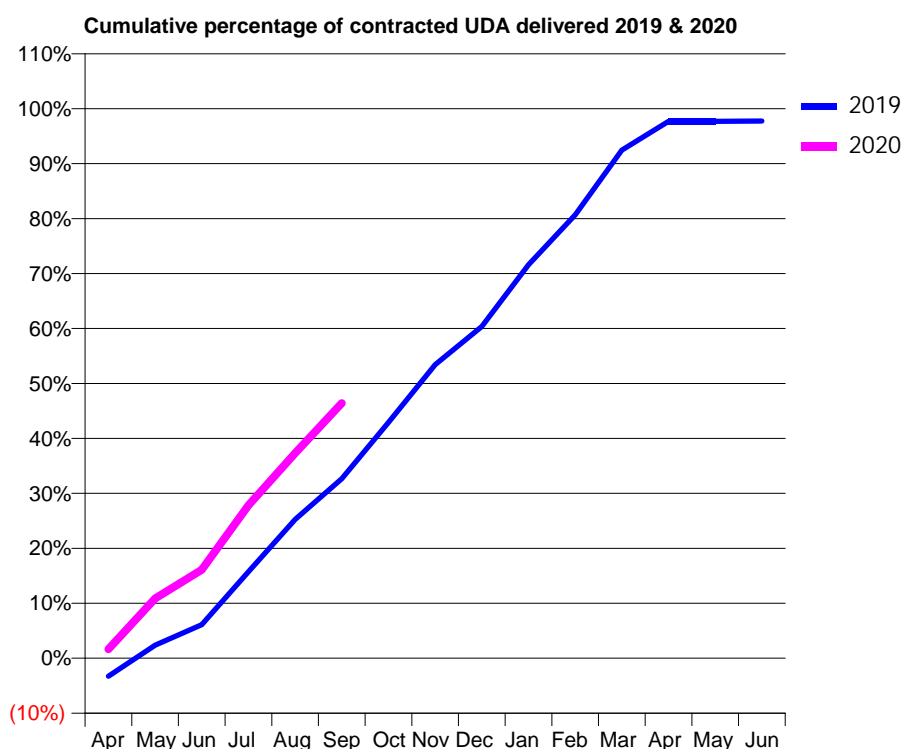
19/20 Contracted general activity (UDA)	6,652
Carry forward general activity (UDA)	149
19/20 Contracted orthodontic activity (UOA)	0
Carry forward orthodontic activity (UOA)	0
Baseline contract value	£230,865.44

ACCESS*

Patients seen in 24 months	Total	Change since previous quarter
Quarter ending September 2018	1,451	
Quarter ending December 2018	1,481	↑
Quarter ending March 2019	1,475	→
Quarter ending June 2019	1,429	↓
Quarter ending September 2019	1,415	→
Variance since September 2018	(2.5%)	↓



ACTIVITY



Month	Adjusted Scheduled Activity (UDA)	
	2019	2020
April	-218	109
May	159	725
June	407	1,072
July	1,046	1,851
August	1,682	2,483
September	2,172	3,087
October	2,854	
November	3,554	
December	4,015	
January	4,764	
February	5,366	
March	6,149	
April	6,498	
May	6,499	
June	6,503	

QUALITY

	Quantity	Base Number	Contract	AT	Region	England
% of FP17s for the same patient ID Re-attending within 3 months - Children	32	247	13.0%	11.0%	12.1%	11.5%
% of FP17s for the same patient ID Re-attending within 3 months - Adults	268	1,050	25.5%	16.2%	15.6%	15.4%
% of FP17s for the same patient ID Re-attending between 3 & 9 months - Children	176	247	71.3%	54.3%	61.2%	59.7%
% of FP17s for the same patient ID Re-attending between 3 & 9 months - Adults	585	1,050	55.7%	45.7%	54.3%	51.7%
% of FP17s for Band 1 Urgent Courses	105	1,179	8.9%	12.2%	9.1%	9.2%
% of FP17s Relating to Free Repair or Replacements	19	1,179	1.6%	0.9%	0.9%	0.7%
% of FP17s Relating to Continuations	60	1,179	5.1%	1.0%	1.0%	0.8%
% of Patients satisfied with the dentistry they have received	1	1	N/A	94.0%	94.4%	93.5%
% of Patients satisfied with the time they had to wait for an appointment	1	1	N/A	89.8%	88.1%	87.4%

* This is based on patients treated on this contract for their most recent course of treatment.

Figures in italics indicate the base number of FP17s or Patient Questionnaire responses are less than 100. N/A is shown where the base number of responses is less than 10 during the period. % is calculated as Quantity/Base number*100

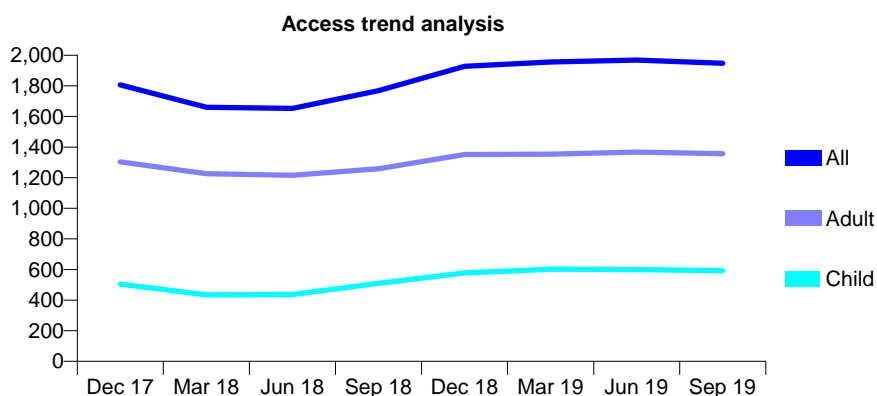
Q48 - Vital Signs At a Glance Contract Report for 19020/0001 - September 2019

Name or company name	Danescroft Dental Practice Ltd
Contract type name	GDS Contract
Purpose of contract	General
Contract start date	01/07/2009
Contract end date	

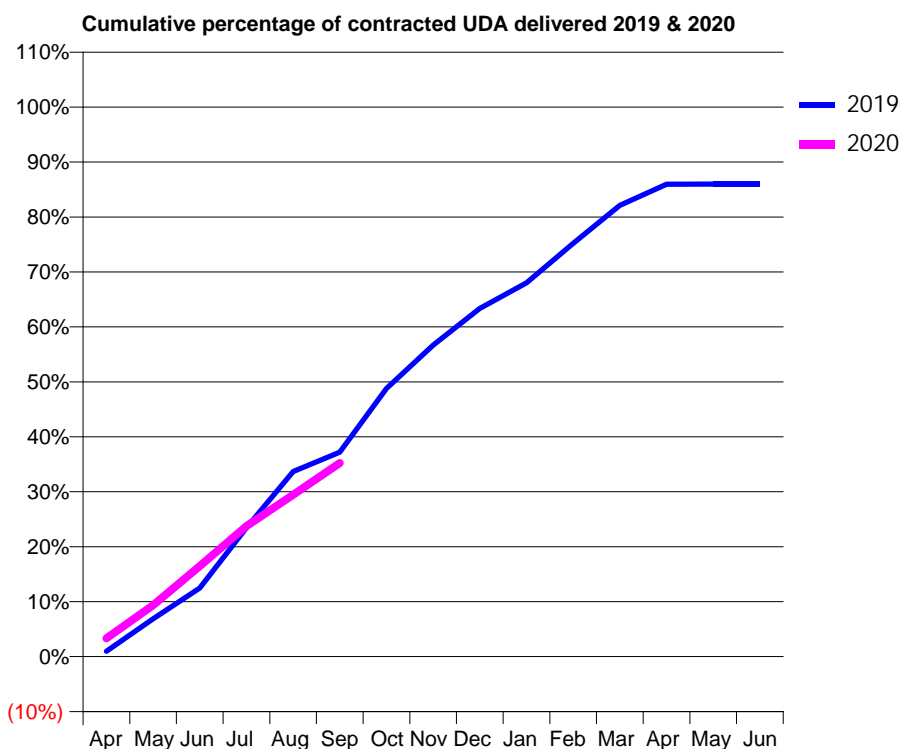
19/20 Contracted general activity (UDA)	6,926
Carry forward general activity (UDA)	0
19/20 Contracted orthodontic activity (UOA)	0
Carry forward orthodontic activity (UOA)	0
Baseline contract value	£215,890.88

ACCESS*

Patients seen in 24 months	Total	Change since previous quarter
Quarter ending September 2018	1,769	
Quarter ending December 2018	1,928	↑
Quarter ending March 2019	1,956	→
Quarter ending June 2019	1,968	→
Quarter ending September 2019	1,948	↓
Variance since September 2018	10.1%	↑



ACTIVITY



Month	Adjusted Scheduled Activity (UDA)	
	2019	2020
April	68	232
May	476	647
June	864	1,140
July	1,624	1,645
August	2,334	2,041
September	2,578	2,439
October	3,380	
November	3,925	
December	4,387	
January	4,711	
February	5,209	
March	5,687	
April	5,953	
May	5,956	
June	5,956	

QUALITY

	Quantity	Base Number	Contract	AT	Region	England
% of FP17s for the same patient ID Re-attending within 3 months - Children	28	384	7.3%	11.0%	12.1%	11.5%
% of FP17s for the same patient ID Re-attending within 3 months - Adults	115	754	15.3%	16.2%	15.6%	15.4%
% of FP17s for the same patient ID Re-attending between 3 & 9 months - Children	170	384	44.3%	54.3%	61.2%	59.7%
% of FP17s for the same patient ID Re-attending between 3 & 9 months - Adults	284	754	37.7%	45.7%	54.3%	51.7%
% of FP17s for Band 1 Urgent Courses	186	1,033	18.0%	12.2%	9.1%	9.2%
% of FP17s Relating to Free Repair or Replacements	6	1,033	0.6%	0.9%	0.9%	0.7%
% of FP17s Relating to Continuations	5	1,033	0.5%	1.0%	1.0%	0.8%
% of Patients satisfied with the dentistry they have received	0	0	N/A	94.0%	94.4%	93.5%
% of Patients satisfied with the time they had to wait for an appointment	0	0	N/A	89.8%	88.1%	87.4%

* This is based on patients treated on this contract for their most recent course of treatment. Figures in italics indicate the base number of FP17s or Patient Questionnaire responses are less than 100. N/A is shown where the base number of responses is less than 10 during the period. % is calculated as Quantity/Base number*100

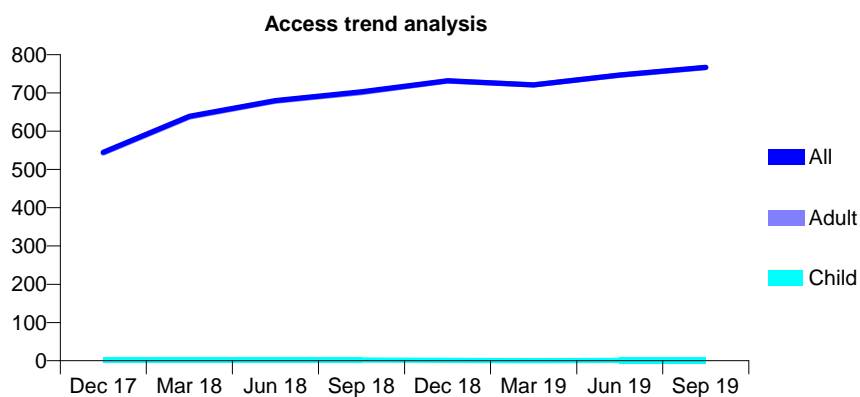
Q48 - Vital Signs At a Glance Contract Report for 190020/0002 - September 2019

Name or company name	Danescroft Dental Practice Ltd
Contract type name	GDS Contract
Purpose of contract	General
Contract start date	01/07/2009
Contract end date	

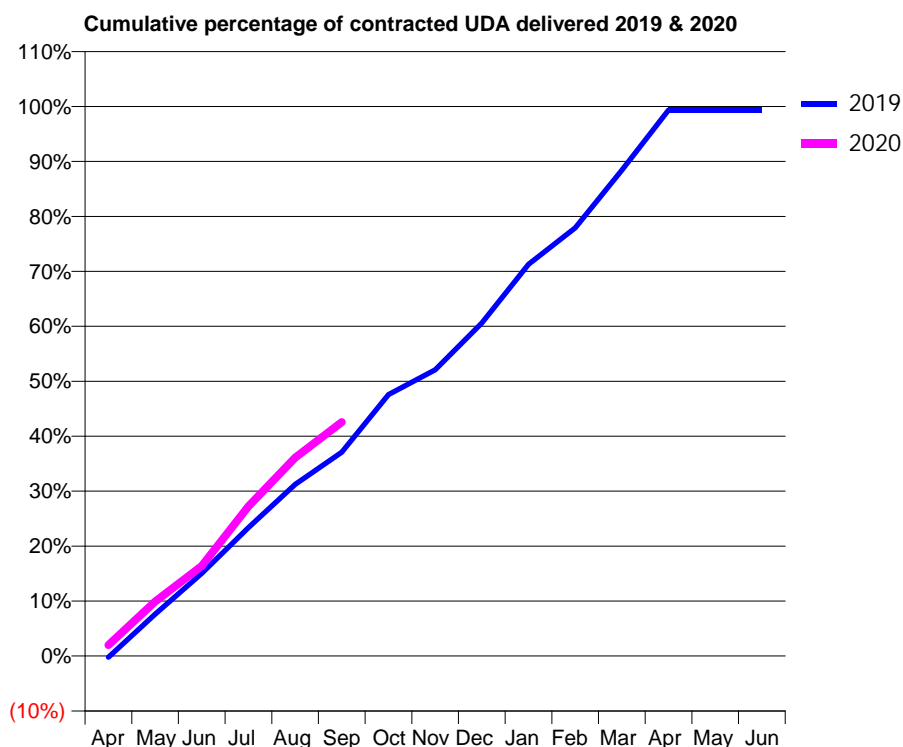
19/20 Contracted general activity (UDA)	2,100
Carry forward general activity (UDA)	0
19/20 Contracted orthodontic activity (UOA)	0
Carry forward orthodontic activity (UOA)	0
Baseline contract value	£197,403.60

ACCESS*

Patients seen in 24 months	Total	Change since previous quarter
Quarter ending September 2018	703	
Quarter ending December 2018	732	↑
Quarter ending March 2019	721	↓
Quarter ending June 2019	747	↑
Quarter ending September 2019	767	↑
Variance since September 2018	9.1%	↑



ACTIVITY



Month	Adjusted Scheduled Activity (UDA)	
	2019	2020
April	-5	42
May	160	208
June	316	344
July	491	572
August	656	758
September	779	894
October	999	
November	1,094	
December	1,272	
January	1,497	
February	1,636	
March	1,856	
April	2,086	
May	2,086	
June	2,086	

QUALITY

	Quantity	Base Number	Contract	AT	Region	England
% of FP17s for the same patient ID Re-attending within 3 months - Children	0	1	0.0%	11.0%	12.1%	11.5%
% of FP17s for the same patient ID Re-attending within 3 months - Adults	16	240	6.7%	16.2%	15.6%	15.4%
% of FP17s for the same patient ID Re-attending between 3 & 9 months - Children	0	1	0.0%	54.3%	61.2%	59.7%
% of FP17s for the same patient ID Re-attending between 3 & 9 months - Adults	44	240	18.3%	45.7%	54.3%	51.7%
% of FP17s for Band 1 Urgent Courses	0	220	0.0%	12.2%	9.1%	9.2%
% of FP17s Relating to Free Repair or Replacements	1	220	0.5%	0.9%	0.9%	0.7%
% of FP17s Relating to Continuations	3	220	1.4%	1.0%	1.0%	0.8%
% of Patients satisfied with the dentistry they have received	0	0	N/A	94.0%	94.4%	93.5%
% of Patients satisfied with the time they had to wait for an appointment	0	0	N/A	89.8%	88.1%	87.4%

* This is based on patients treated on this contract for their most recent course of treatment. Figures in italics indicate the base number of FP17s or Patient Questionnaire responses are less than 100. N/A is shown where the base number of responses is less than 10 during the period. % is calculated as Quantity/Base number*100

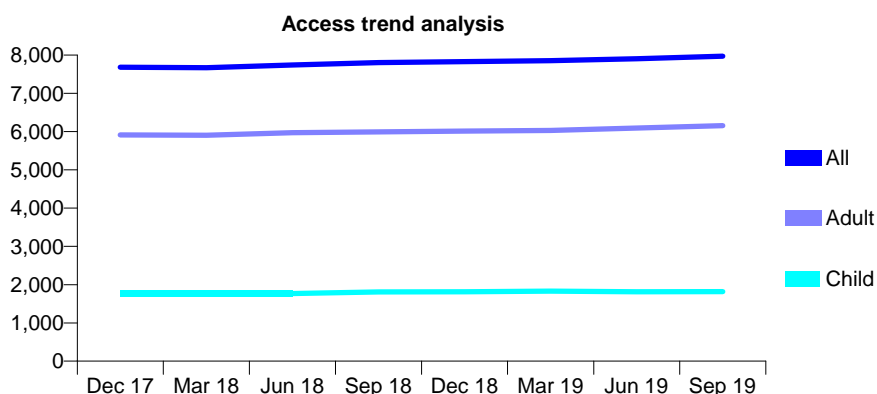
Q48 - Vital Signs At a Glance Contract Report for 190403/0001 - September 2019

Name or company name	Chantastic Limited
Contract type name	GDS Contract
Purpose of contract	General
Contract start date	01/04/2011
Contract end date	

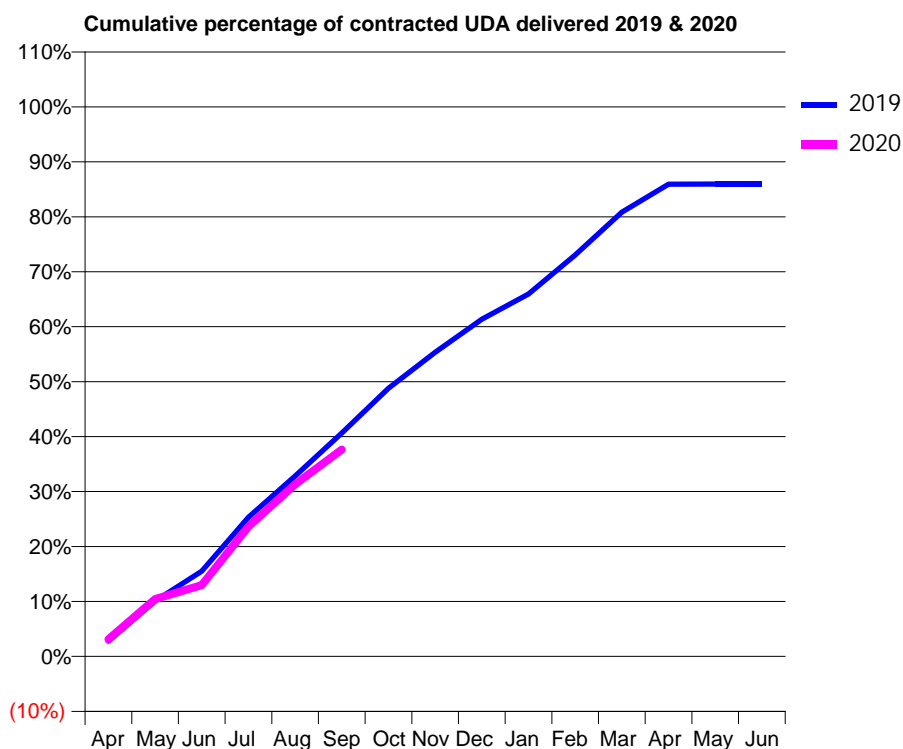
19/20 Contracted general activity (UDA)	24,058
Carry forward general activity (UDA)	0
19/20 Contracted orthodontic activity (UOA)	0
Carry forward orthodontic activity (UOA)	0
Baseline contract value	£636,967.75

ACCESS*

Patients seen in 24 months	Total	Change since previous quarter
Quarter ending September 2018	7,803	
Quarter ending December 2018	7,828	→
Quarter ending March 2019	7,857	→
Quarter ending June 2019	7,905	→
Quarter ending September 2019	7,972	→
Variance since September 2018	2.2%	↑



ACTIVITY



Month	2019	2020
April	671	756
May	2,427	2,515
June	3,734	3,119
July	6,092	5,692
August	7,901	7,532
September	9,774	9,057
October	11,736	
November	13,314	
December	14,754	
January	15,863	
February	17,577	
March	19,445	
April	20,673	
May	20,674	
June	20,674	

QUALITY

	Quantity	Base Number	Contract	AT	Region	England
% of FP17s for the same patient ID Re-attending within 3 months - Children	64	1,241	5.2%	11.0%	12.1%	11.5%
% of FP17s for the same patient ID Re-attending within 3 months - Adults	401	3,960	10.1%	16.2%	15.6%	15.4%
% of FP17s for the same patient ID Re-attending between 3 & 9 months - Children	707	1,241	57.0%	54.3%	61.2%	59.7%
% of FP17s for the same patient ID Re-attending between 3 & 9 months - Adults	2,050	3,960	51.8%	45.7%	54.3%	51.7%
% of FP17s for Band 1 Urgent Courses	412	4,657	8.8%	12.2%	9.1%	9.2%
% of FP17s Relating to Free Repair or Replacements	19	4,657	0.4%	0.9%	0.9%	0.7%
% of FP17s Relating to Continuations	27	4,657	0.6%	1.0%	1.0%	0.8%
% of Patients satisfied with the dentistry they have received	3	3	N/A	94.0%	94.4%	93.5%
% of Patients satisfied with the time they had to wait for an appointment	3	3	N/A	89.8%	88.1%	87.4%

* This is based on patients treated on this contract for their most recent course of treatment. Figures in italics indicate the base number of FP17s or Patient Questionnaire responses are less than 100. N/A is shown where the base number of responses is less than 10 during the period. % is calculated as Quantity/Base number*100

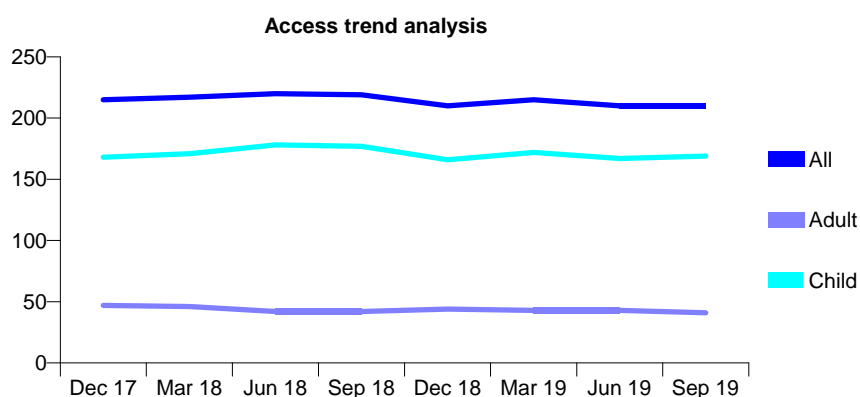
Q48 - Vital Signs At a Glance Contract Report for 190667/0001 - September 2019

Name or company name	Rainford Dental Surgery Limited
Contract type name	GDS Contract
Purpose of contract	General
Contract start date	01/04/2011
Contract end date	

19/20 Contracted general activity (UDA)	500
Carry forward general activity (UDA)	0
19/20 Contracted orthodontic activity (UOA)	0
Carry forward orthodontic activity (UOA)	0
Baseline contract value	£10,965.22

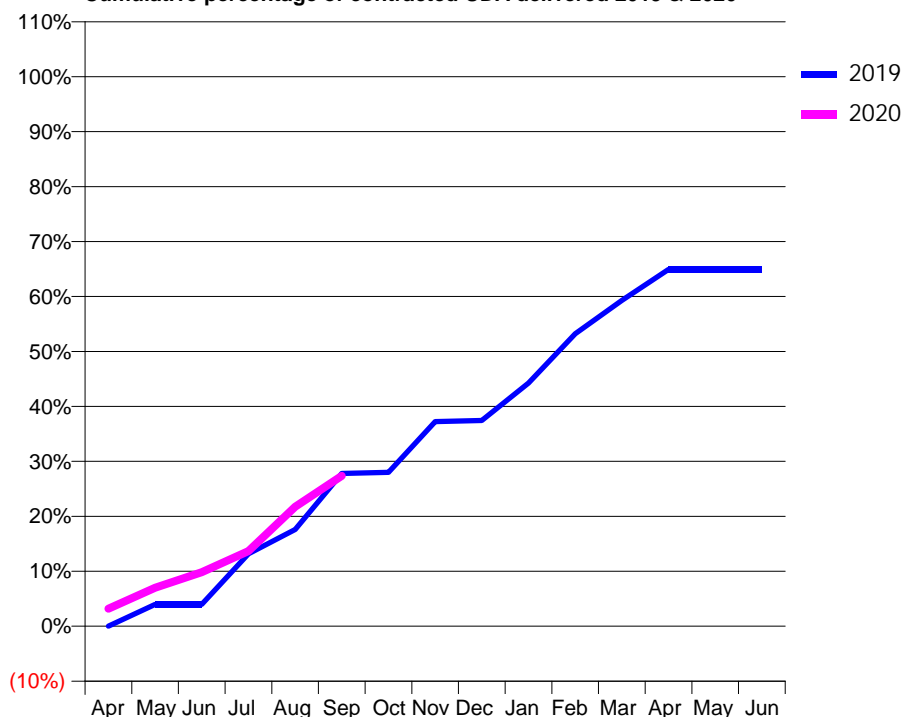
ACCESS*

Patients seen in 24 months	Total	Change since previous quarter
Quarter ending September 2018	219	
Quarter ending December 2018	210	↓
Quarter ending March 2019	215	↑
Quarter ending June 2019	210	↓
Quarter ending September 2019	210	→
Variance since September 2018	(4.1%)	↓



ACTIVITY

Cumulative percentage of contracted UDA delivered 2019 & 2020



Adjusted Scheduled Activity (UDA)

Month	2019	2020
April	0	16
May	20	35
June	20	49
July	66	68
August	88	109
September	139	137
October	140	
November	186	
December	187	
January	221	
February	266	
March	296	
April	325	
May	325	
June	325	

QUALITY

	Quantity	Base Number	Contract	AT	Region	England
% of FP17s for the same patient ID Re-attending within 3 months - Children	7	113	6.2%	11.0%	12.1%	11.5%
% of FP17s for the same patient ID Re-attending within 3 months - Adults	2	15	13.3%	16.2%	15.6%	15.4%
% of FP17s for the same patient ID Re-attending between 3 & 9 months - Children	43	113	38.1%	54.3%	61.2%	59.7%
% of FP17s for the same patient ID Re-attending between 3 & 9 months - Adults	6	15	40.0%	45.7%	54.3%	51.7%
% of FP17s for Band 1 Urgent Courses	4	106	3.8%	12.2%	9.1%	9.2%
% of FP17s Relating to Free Repair or Replacements	0	106	0.0%	0.9%	0.9%	0.7%
% of FP17s Relating to Continuations	0	106	0.0%	1.0%	1.0%	0.8%
% of Patients satisfied with the dentistry they have received	0	0	N/A	94.0%	94.4%	93.5%
% of Patients satisfied with the time they had to wait for an appointment	0	0	N/A	89.8%	88.1%	87.4%

* This is based on patients treated on this contract for their most recent course of treatment.

Figures in italics indicate the base number of FP17s or Patient Questionnaire responses are less than 100. N/A is shown where the base number of responses is less than 10 during the period. % is calculated as Quantity/Base number*100

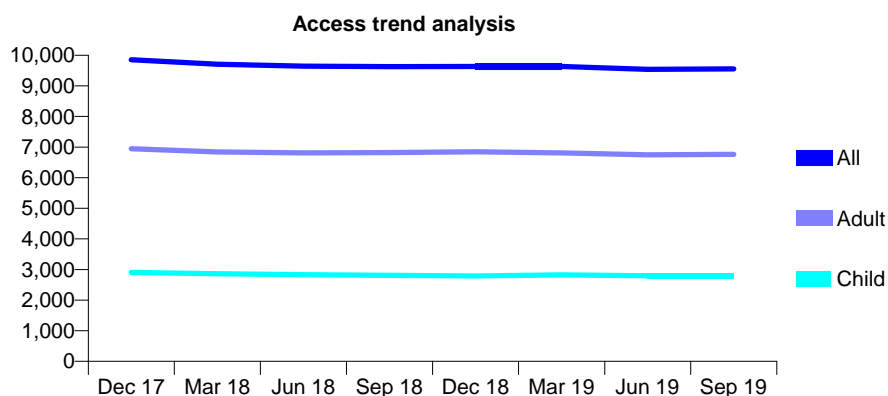
Q48 - Vital Signs At a Glance Contract Report for 190705/0001 - September 2019

Name or company name	J E Thorpe and Associates Ltd
Contract type name	GDS Contract
Purpose of contract	General
Contract start date	01/04/2009
Contract end date	

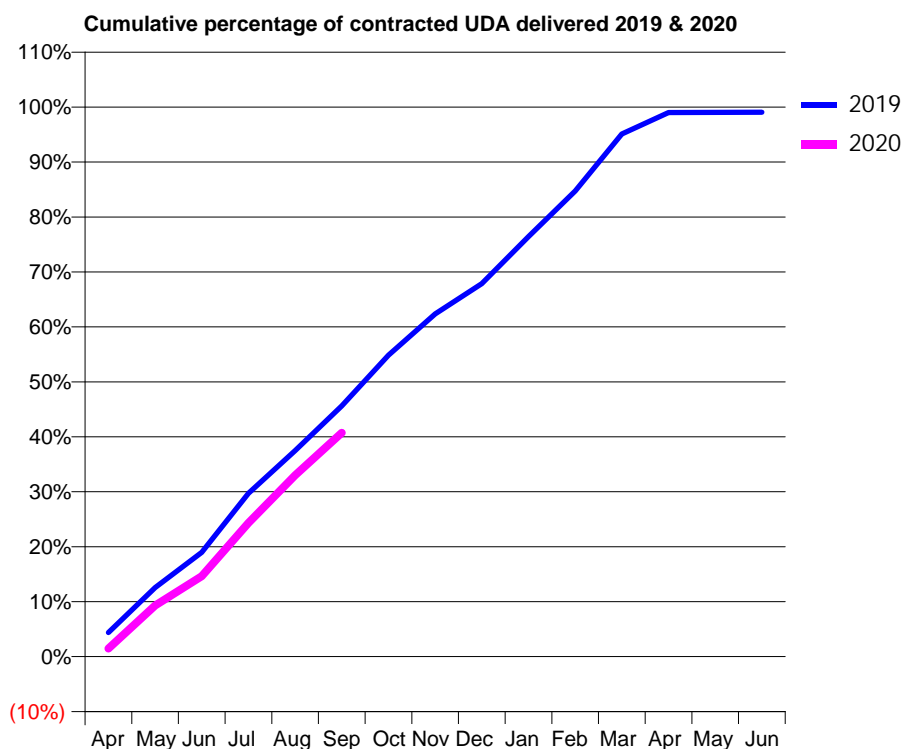
19/20 Contracted general activity (UDA)	26,250
Carry forward general activity (UDA)	251
19/20 Contracted orthodontic activity (UOA)	0
Carry forward orthodontic activity (UOA)	0
Baseline contract value	£654,784.00

ACCESS*

Patients seen in 24 months	Total	Change since previous quarter
Quarter ending September 2018	9,628	
Quarter ending December 2018	9,638	→
Quarter ending March 2019	9,637	→
Quarter ending June 2019	9,541	→
Quarter ending September 2019	9,558	→
Variance since September 2018	(0.7%)	→



ACTIVITY



Month	Adjusted Scheduled Activity (UDA)	
	2019	2020
April	1,148	386
May	3,295	2,445
June	4,986	3,846
July	7,799	6,388
August	9,843	8,664
September	11,975	10,695
October	14,400	
November	16,373	
December	17,815	
January	20,060	
February	22,242	
March	24,964	
April	25,988	
May	25,994	
June	25,999	

QUALITY

	Quantity	Base Number	Contract	AT	Region	England
% of FP17s for the same patient ID Re-attending within 3 months - Children	166	2,200	7.5%	11.0%	12.1%	11.5%
% of FP17s for the same patient ID Re-attending within 3 months - Adults	413	3,855	10.7%	16.2%	15.6%	15.4%
% of FP17s for the same patient ID Re-attending between 3 & 9 months - Children	1,405	2,200	63.9%	54.3%	61.2%	59.7%
% of FP17s for the same patient ID Re-attending between 3 & 9 months - Adults	1,778	3,855	46.1%	45.7%	54.3%	51.7%
% of FP17s for Band 1 Urgent Courses	311	5,264	5.9%	12.2%	9.1%	9.2%
% of FP17s Relating to Free Repair or Replacements	50	5,264	0.9%	0.9%	0.9%	0.7%
% of FP17s Relating to Continuations	55	5,264	1.0%	1.0%	1.0%	0.8%
% of Patients satisfied with the dentistry they have received	4	4	N/A	94.0%	94.4%	93.5%
% of Patients satisfied with the time they had to wait for an appointment	4	4	N/A	89.8%	88.1%	87.4%

* This is based on patients treated on this contract for their most recent course of treatment. Figures in italics indicate the base number of FP17s or Patient Questionnaire responses are less than 100. N/A is shown where the base number of responses is less than 10 during the period. % is calculated as Quantity/Base number*100

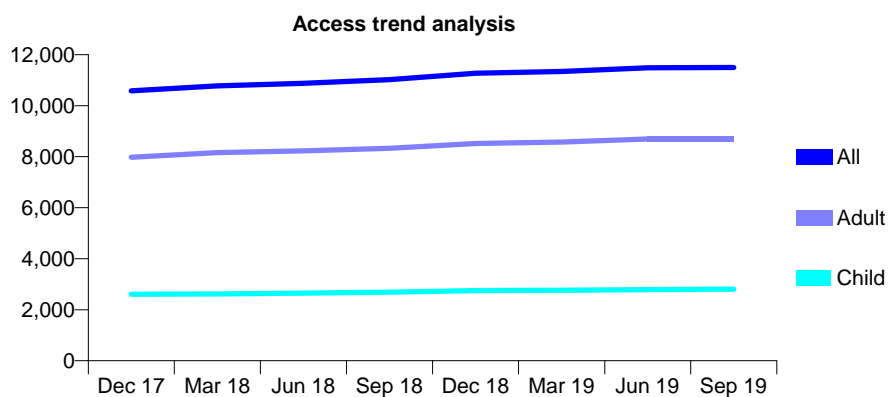
Q48 - Vital Signs At a Glance Contract Report for 190969/0001 - September 2019

Name or company name	Sheil Road Dental Practice
Contract type name	GDS Contract
Purpose of contract	General
Contract start date	01/09/2009
Contract end date	

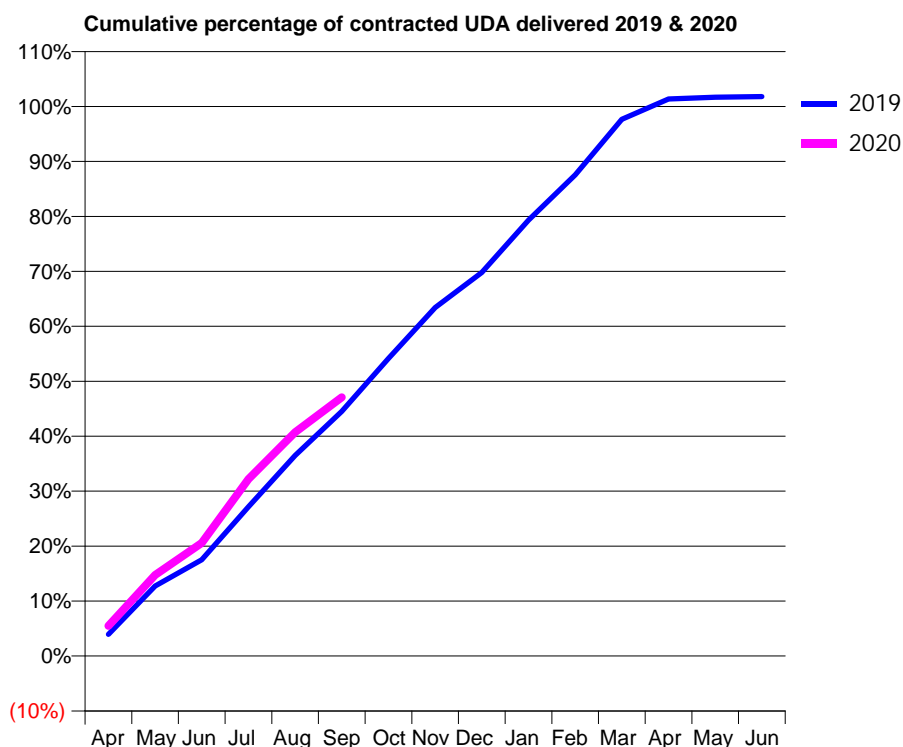
19/20 Contracted general activity (UDA)	34,500
Carry forward general activity (UDA)	0
19/20 Contracted orthodontic activity (UOA)	0
Carry forward orthodontic activity (UOA)	0
Baseline contract value	£955,740.72

ACCESS*

Patients seen in 24 months	Total	Change since previous quarter
Quarter ending September 2018	11,022	
Quarter ending December 2018	11,268	↑
Quarter ending March 2019	11,336	→
Quarter ending June 2019	11,483	→
Quarter ending September 2019	11,503	→
Variance since September 2018	4.4%	↑



ACTIVITY



Month	Adjusted Scheduled Activity (UDA)	
	2019	2020
April	1,364	1,895
May	4,398	5,091
June	6,043	7,108
July	9,371	11,103
August	12,598	14,050
September	15,362	16,249
October	18,680	
November	21,883	
December	24,083	
January	27,362	
February	30,212	
March	33,697	
April	34,966	
May	35,079	
June	35,115	

QUALITY

	Quantity	Base Number	Contract	AT	Region	England
% of FP17s for the same patient ID Re-attending within 3 months - Children	184	1,790	10.3%	11.0%	12.1%	11.5%
% of FP17s for the same patient ID Re-attending within 3 months - Adults	903	4,994	18.1%	16.2%	15.6%	15.4%
% of FP17s for the same patient ID Re-attending between 3 & 9 months - Children	871	1,790	48.7%	54.3%	61.2%	59.7%
% of FP17s for the same patient ID Re-attending between 3 & 9 months - Adults	2,096	4,994	42.0%	45.7%	54.3%	51.7%
% of FP17s for Band 1 Urgent Courses	752	6,276	12.0%	12.2%	9.1%	9.2%
% of FP17s Relating to Free Repair or Replacements	44	6,276	0.7%	0.9%	0.9%	0.7%
% of FP17s Relating to Continuations	112	6,276	1.8%	1.0%	1.0%	0.8%
% of Patients satisfied with the dentistry they have received	6	7	N/A	94.0%	94.4%	93.5%
% of Patients satisfied with the time they had to wait for an appointment	4	7	N/A	89.8%	88.1%	87.4%

* This is based on patients treated on this contract for their most recent course of treatment.

Figures in italics indicate the base number of FP17s or Patient Questionnaire responses are less than 100. N/A is shown where the base number of responses is less than 10 during the period. % is calculated as Quantity/Base number*100

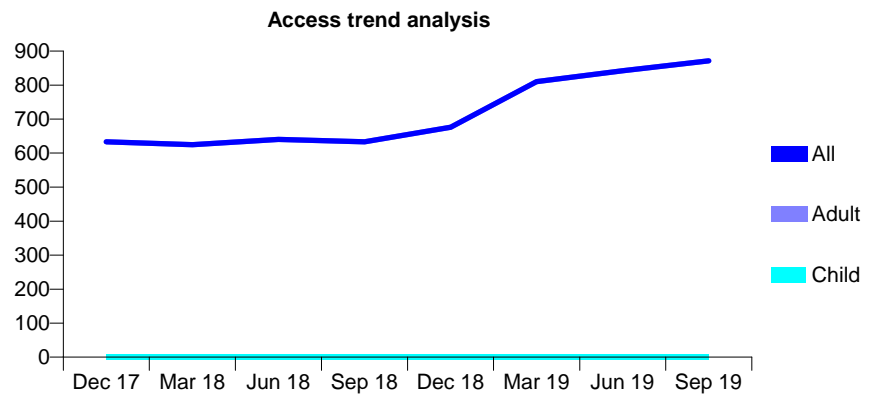
Q48 - Vital Signs At a Glance Contract Report for 190969/0002 - September 2019

Name or company name	Sheil Road Dental Practice
Contract type name	GDS Contract
Purpose of contract	General
Contract start date	01/01/2010
Contract end date	31/03/2020

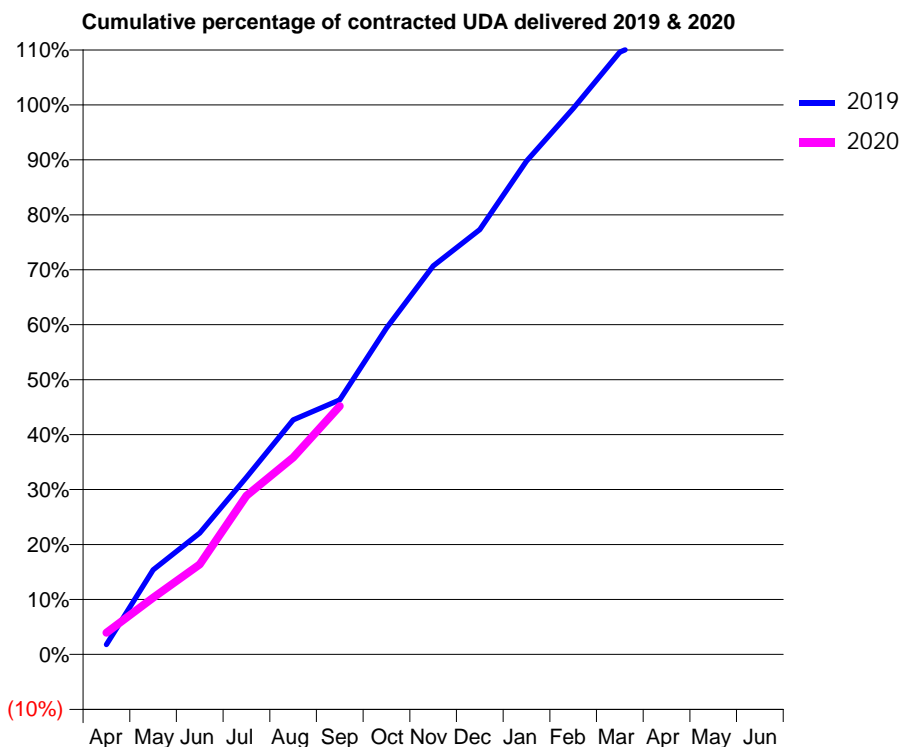
19/20 Contracted general activity (UDA)	1,750
Carry forward general activity (UDA)	0
19/20 Contracted orthodontic activity (UOA)	0
Carry forward orthodontic activity (UOA)	0
Baseline contract value	£57,473.52

ACCESS*

Patients seen in 24 months	Total	Change since previous quarter
Quarter ending September 2018	633	
Quarter ending December 2018	676	↑
Quarter ending March 2019	810	↑
Quarter ending June 2019	842	↑
Quarter ending September 2019	871	↑
Variance since September 2018	37.6%	↑



ACTIVITY



Month	Adjusted Scheduled Activity (UDA)	
	2019	2020
April	31	69
May	269	181
June	387	287
July	564	505
August	747	627
September	811	791
October	1,039	
November	1,237	
December	1,353	
January	1,571	
February	1,739	
March	1,918	
April	1,982	
May	1,982	
June	1,982	

QUALITY

	Quantity	Base Number	Contract	AT	Region	England
% of FP17s for the same patient ID Re-attending within 3 months - Children	0	0	N/A	11.0%	12.1%	11.5%
% of FP17s for the same patient ID Re-attending within 3 months - Adults	22	336	6.5%	16.2%	15.6%	15.4%
% of FP17s for the same patient ID Re-attending between 3 & 9 months - Children	0	0	N/A	54.3%	61.2%	59.7%
% of FP17s for the same patient ID Re-attending between 3 & 9 months - Adults	46	336	13.7%	45.7%	54.3%	51.7%
% of FP17s for Band 1 Urgent Courses	48	285	16.8%	12.2%	9.1%	9.2%
% of FP17s Relating to Free Repair or Replacements	0	285	0.0%	0.9%	0.9%	0.7%
% of FP17s Relating to Continuations	0	285	0.0%	1.0%	1.0%	0.8%
% of Patients satisfied with the dentistry they have received	0	0	N/A	94.0%	94.4%	93.5%
% of Patients satisfied with the time they had to wait for an appointment	0	0	N/A	89.8%	88.1%	87.4%

* This is based on patients treated on this contract for their most recent course of treatment. Figures in italics indicate the base number of FP17s or Patient Questionnaire responses are less than 100. N/A is shown where the base number of responses is less than 10 during the period. % is calculated as Quantity/Base number*100

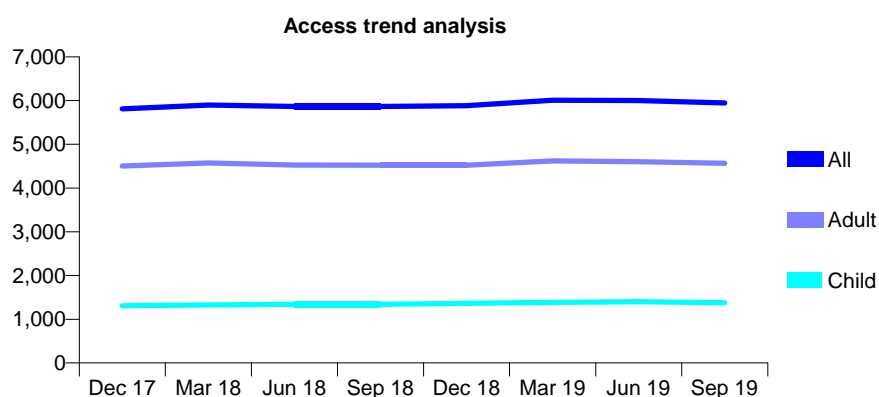
Q48 - Vital Signs At a Glance Contract Report for 193003/0001 - September 2019

Name or company name	Aintree Dental Practice
Contract type name	GDS Contract
Purpose of contract	General
Contract start date	01/06/2009
Contract end date	

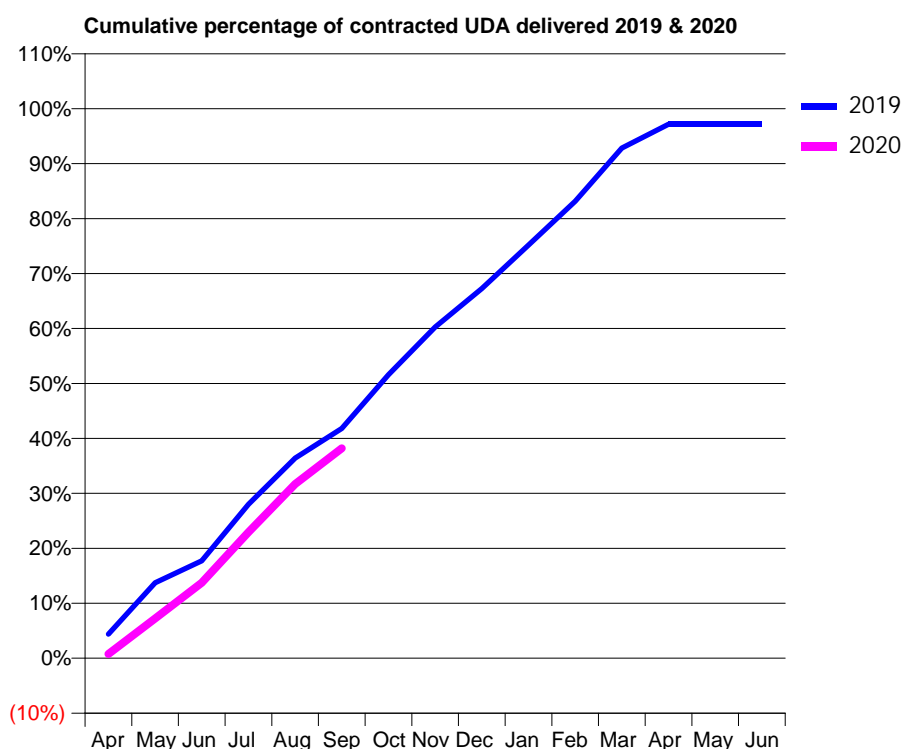
19/20 Contracted general activity (UDA)	20,439
Carry forward general activity (UDA)	591
19/20 Contracted orthodontic activity (UOA)	0
Carry forward orthodontic activity (UOA)	0
Baseline contract value	£539,679.41

ACCESS*

Patients seen in 24 months	Total	Change since previous quarter
Quarter ending September 2018	5,863	
Quarter ending December 2018	5,884	→
Quarter ending March 2019	6,008	↑
Quarter ending June 2019	6,000	→
Quarter ending September 2019	5,947	→
Variance since September 2018	1.4%	→



ACTIVITY



Month	2019	2020
April	908	162
May	2,848	1,479
June	3,679	2,810
July	5,810	4,688
August	7,561	6,480
September	8,680	7,810
October	10,708	
November	12,513	
December	13,965	
January	15,604	
February	17,263	
March	19,273	
April	20,176	
May	20,176	
June	20,172	

QUALITY

	Quantity	Base Number	Contract	AT	Region	England
% of FP17s for the same patient ID Re-attending within 3 months - Children	64	888	7.2%	11.0%	12.1%	11.5%
% of FP17s for the same patient ID Re-attending within 3 months - Adults	380	2,596	14.6%	16.2%	15.6%	15.4%
% of FP17s for the same patient ID Re-attending between 3 & 9 months - Children	486	888	54.7%	54.3%	61.2%	59.7%
% of FP17s for the same patient ID Re-attending between 3 & 9 months - Adults	1,132	2,596	43.6%	45.7%	54.3%	51.7%
% of FP17s for Band 1 Urgent Courses	273	3,183	8.6%	12.2%	9.1%	9.2%
% of FP17s Relating to Free Repair or Replacements	9	3,183	0.3%	0.9%	0.9%	0.7%
% of FP17s Relating to Continuations	81	3,183	2.5%	1.0%	1.0%	0.8%
% of Patients satisfied with the dentistry they have received	1	2	N/A	94.0%	94.4%	93.5%
% of Patients satisfied with the time they had to wait for an appointment	1	2	N/A	89.8%	88.1%	87.4%

* This is based on patients treated on this contract for their most recent course of treatment.

Figures in italics indicate the base number of FP17s or Patient Questionnaire responses are less than 100. N/A is shown where the base number of responses is less than 10 during the period. % is calculated as Quantity/Base number*100

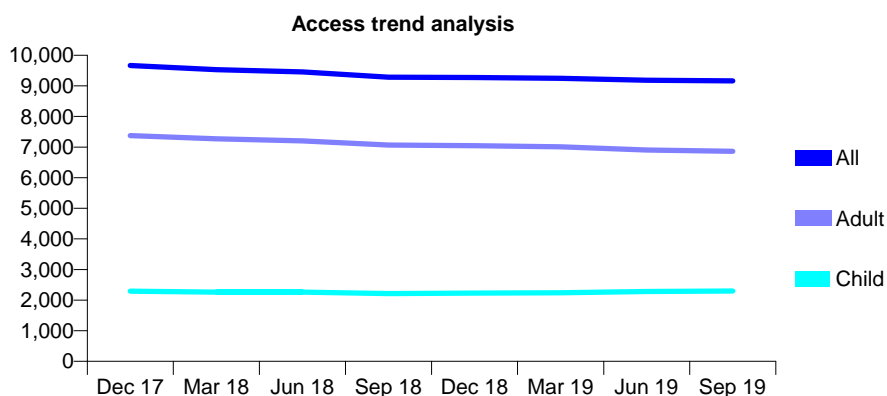
Q48 - Vital Signs At a Glance Contract Report for 195294/0001 - September 2019

Name or company name	Deacon Dental Ltd
Contract type name	GDS Contract
Purpose of contract	General
Contract start date	01/04/2009
Contract end date	

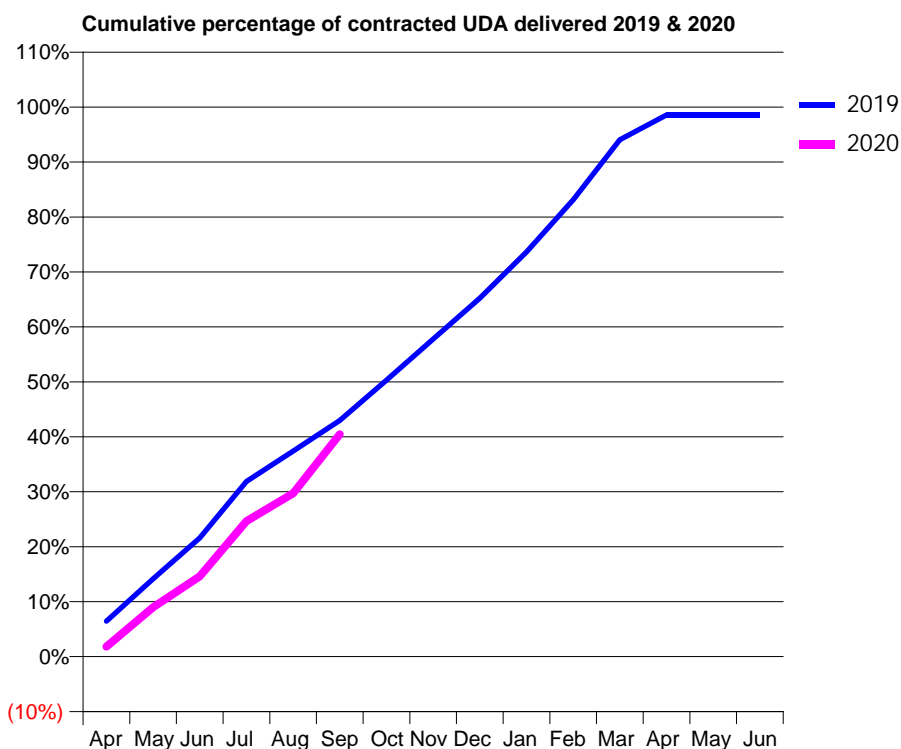
19/20 Contracted general activity (UDA)	33,226
Carry forward general activity (UDA)	479
19/20 Contracted orthodontic activity (UOA)	0
Carry forward orthodontic activity (UOA)	0
Baseline contract value	£968,265.73

ACCESS*

Patients seen in 24 months	Total	Change since previous quarter
Quarter ending September 2018	9,282	
Quarter ending December 2018	9,274	→
Quarter ending March 2019	9,248	→
Quarter ending June 2019	9,183	→
Quarter ending September 2019	9,163	→
Variance since September 2018	(1.3%)	↓



ACTIVITY



Month	Adjusted Scheduled Activity (UDA)	
	2019	2020
April	2,144	608
May	4,705	2,984
June	7,174	4,860
July	10,594	8,196
August	12,432	9,875
September	14,272	13,449
October	16,718	
November	19,198	
December	21,671	
January	24,468	
February	27,616	
March	31,245	
April	32,746	
May	32,746	
June	32,746	

QUALITY

	Quantity	Base Number	Contract	AT	Region	England
% of FP17s for the same patient ID Re-attending within 3 months - Children	166	2,250	7.4%	11.0%	12.1%	11.5%
% of FP17s for the same patient ID Re-attending within 3 months - Adults	768	4,700	16.3%	16.2%	15.6%	15.4%
% of FP17s for the same patient ID Re-attending between 3 & 9 months - Children	1,493	2,250	66.4%	54.3%	61.2%	59.7%
% of FP17s for the same patient ID Re-attending between 3 & 9 months - Adults	2,351	4,700	50.0%	45.7%	54.3%	51.7%
% of FP17s for Band 1 Urgent Courses	649	6,365	10.2%	12.2%	9.1%	9.2%
% of FP17s Relating to Free Repair or Replacements	67	6,365	1.1%	0.9%	0.9%	0.7%
% of FP17s Relating to Continuations	29	6,365	0.5%	1.0%	1.0%	0.8%
% of Patients satisfied with the dentistry they have received	7	7	N/A	94.0%	94.4%	93.5%
% of Patients satisfied with the time they had to wait for an appointment	7	7	N/A	89.8%	88.1%	87.4%

* This is based on patients treated on this contract for their most recent course of treatment. Figures in italics indicate the base number of FP17s or Patient Questionnaire responses are less than 100. N/A is shown where the base number of responses is less than 10 during the period. % is calculated as Quantity/Base number*100

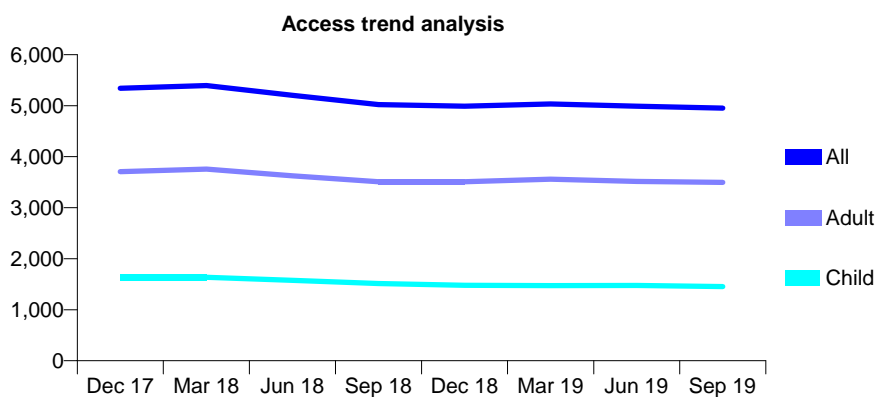
Q48 - Vital Signs At a Glance Contract Report for 197246/0001 - September 2019

Name or company name	Bennett and McGinty
Contract type name	GDS Contract
Purpose of contract	General
Contract start date	01/04/2009
Contract end date	

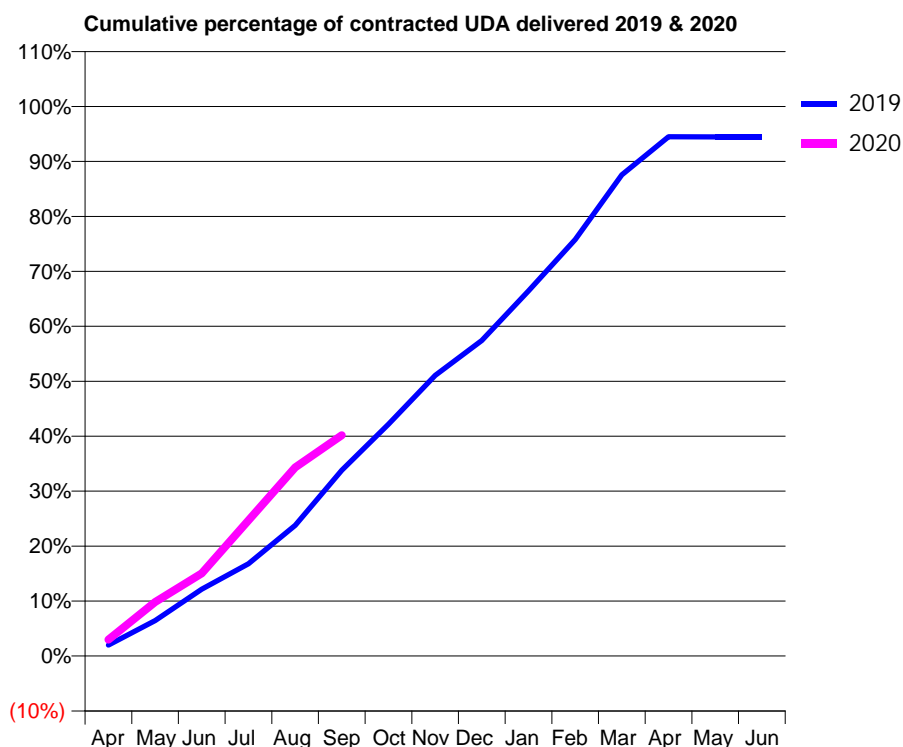
19/20 Contracted general activity (UDA)	15,282
Carry forward general activity (UDA)	0
19/20 Contracted orthodontic activity (UOA)	0
Carry forward orthodontic activity (UOA)	0
Baseline contract value	£403,520.83

ACCESS*

Patients seen in 24 months	Total	Change since previous quarter
Quarter ending September 2018	5,022	
Quarter ending December 2018	4,990	→
Quarter ending March 2019	5,033	→
Quarter ending June 2019	4,990	→
Quarter ending September 2019	4,952	→
Variance since September 2018	(1.4%)	↓



ACTIVITY



Month	Adjusted Scheduled Activity (UDA)	
	2019	2020
April	306	460
May	985	1,506
June	1,861	2,296
July	2,566	3,773
August	3,634	5,246
September	5,162	6,141
October	6,446	
November	7,804	
December	8,778	
January	10,157	
February	11,584	
March	13,381	
April	14,439	
May	14,436	
June	14,434	

QUALITY

	Quantity	Base Number	Contract	AT	Region	England
% of FP17s for the same patient ID Re-attending within 3 months - Children	123	1,217	10.1%	11.0%	12.1%	11.5%
% of FP17s for the same patient ID Re-attending within 3 months - Adults	407	2,319	17.6%	16.2%	15.6%	15.4%
% of FP17s for the same patient ID Re-attending between 3 & 9 months - Children	766	1,217	62.9%	54.3%	61.2%	59.7%
% of FP17s for the same patient ID Re-attending between 3 & 9 months - Adults	1,124	2,319	48.5%	45.7%	54.3%	51.7%
% of FP17s for Band 1 Urgent Courses	374	3,050	12.3%	12.2%	9.1%	9.2%
% of FP17s Relating to Free Repair or Replacements	39	3,050	1.3%	0.9%	0.9%	0.7%
% of FP17s Relating to Continuations	16	3,050	0.5%	1.0%	1.0%	0.8%
% of Patients satisfied with the dentistry they have received	2	3	N/A	94.0%	94.4%	93.5%
% of Patients satisfied with the time they had to wait for an appointment	3	3	N/A	89.8%	88.1%	87.4%

* This is based on patients treated on this contract for their most recent course of treatment. Figures in italics indicate the base number of FP17s or Patient Questionnaire responses are less than 100. N/A is shown where the base number of responses is less than 10 during the period. % is calculated as Quantity/Base number*100

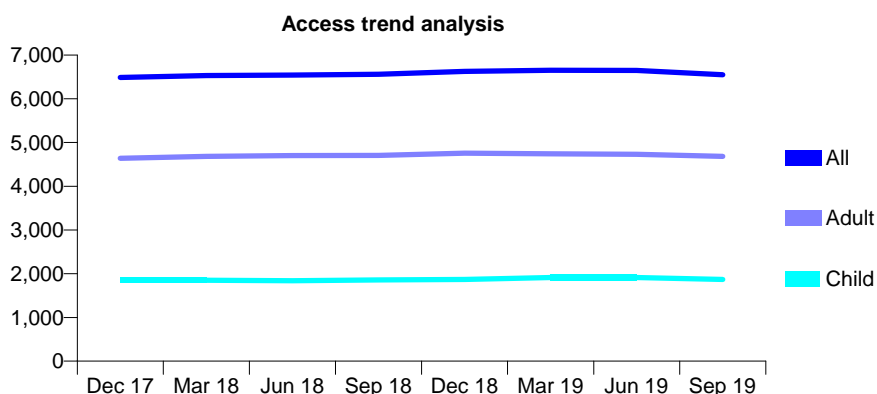
Q48 - Vital Signs At a Glance Contract Report for 197289/0001 - September 2019

Name or company name	PJ Beard & Associates Ltd
Contract type name	GDS Contract
Purpose of contract	General
Contract start date	01/09/2011
Contract end date	

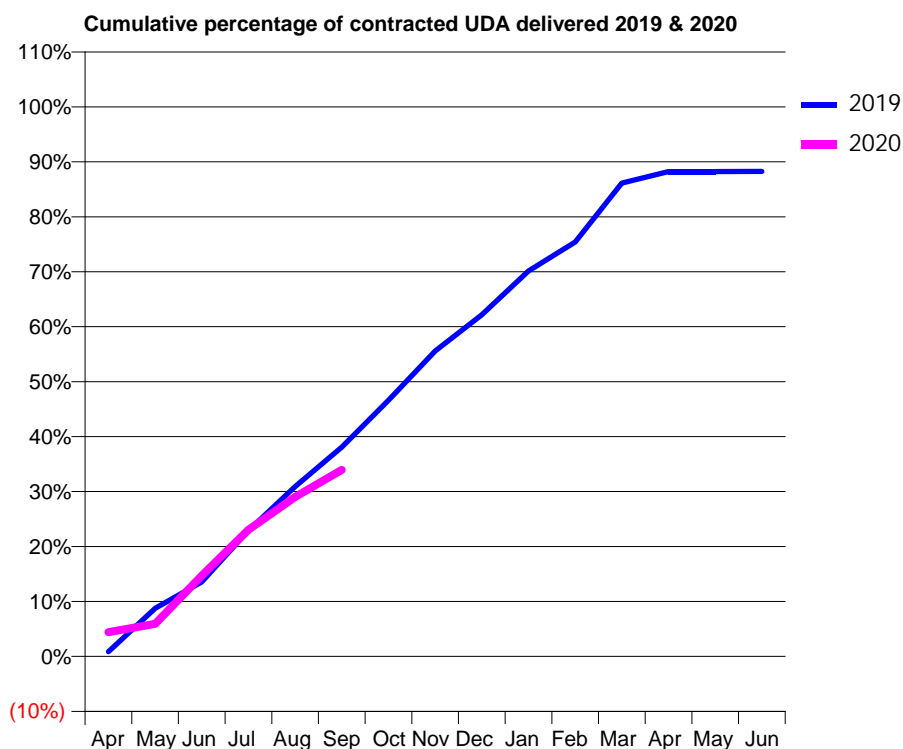
19/20 Contracted general activity (UDA)	19,288
Carry forward general activity (UDA)	0
19/20 Contracted orthodontic activity (UOA)	0
Carry forward orthodontic activity (UOA)	0
Baseline contract value	£470,810.35

ACCESS*

Patients seen in 24 months	Total	Change since previous quarter
Quarter ending September 2018	6,562	
Quarter ending December 2018	6,625	→
Quarter ending March 2019	6,650	→
Quarter ending June 2019	6,647	→
Quarter ending September 2019	6,550	↓
Variance since September 2018	(0.2%)	→



ACTIVITY



Month	2019	2020
April	166	849
May	1,688	1,145
June	2,614	2,835
July	4,416	4,444
August	5,967	5,594
September	7,345	6,545
October	8,988	
November	10,719	
December	11,988	
January	13,529	
February	14,547	
March	16,614	
April	17,016	
May	17,016	
June	17,019	

QUALITY

	Quantity	Base Number	Contract	AT	Region	England
% of FP17s for the same patient ID Re-attending within 3 months - Children	82	1,096	7.5%	11.0%	12.1%	11.5%
% of FP17s for the same patient ID Re-attending within 3 months - Adults	288	2,186	13.2%	16.2%	15.6%	15.4%
% of FP17s for the same patient ID Re-attending between 3 & 9 months - Children	609	1,096	55.6%	54.3%	61.2%	59.7%
% of FP17s for the same patient ID Re-attending between 3 & 9 months - Adults	750	2,186	34.3%	45.7%	54.3%	51.7%
% of FP17s for Band 1 Urgent Courses	374	3,091	12.1%	12.2%	9.1%	9.2%
% of FP17s Relating to Free Repair or Replacements	10	3,091	0.3%	0.9%	0.9%	0.7%
% of FP17s Relating to Continuations	49	3,091	1.6%	1.0%	1.0%	0.8%
% of Patients satisfied with the dentistry they have received	1	1	N/A	94.0%	94.4%	93.5%
% of Patients satisfied with the time they had to wait for an appointment	1	1	N/A	89.8%	88.1%	87.4%

* This is based on patients treated on this contract for their most recent course of treatment. Figures in italics indicate the base number of FP17s or Patient Questionnaire responses are less than 100. N/A is shown where the base number of responses is less than 10 during the period. % is calculated as Quantity/Base number*100

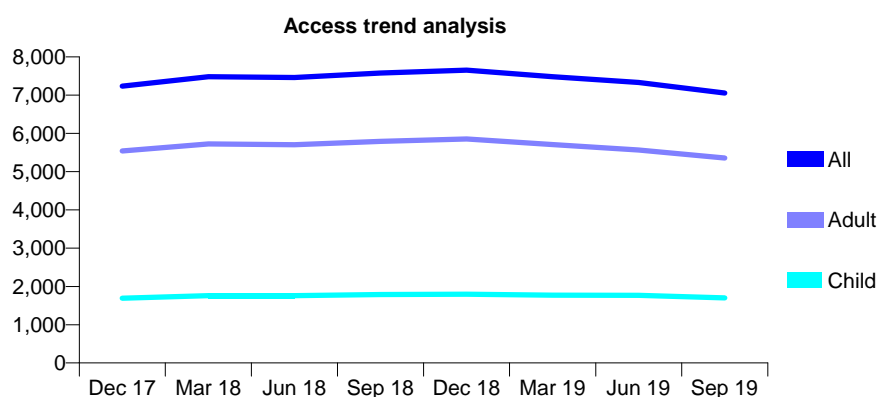
Q48 - Vital Signs At a Glance Contract Report for 198633/0002 - September 2019

Name or company name	Mr O Butt & Mrs S Alam
Contract type name	GDS Contract
Purpose of contract	General
Contract start date	01/04/2008
Contract end date	

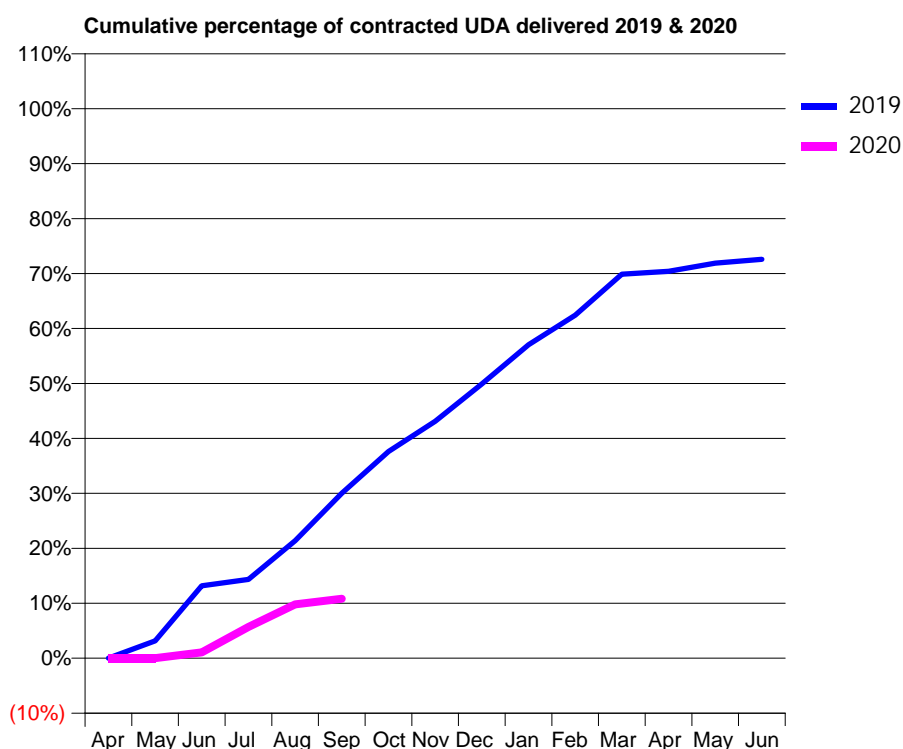
19/20 Contracted general activity (UDA)	22,345
Carry forward general activity (UDA)	0
19/20 Contracted orthodontic activity (UOA)	0
Carry forward orthodontic activity (UOA)	0
Baseline contract value	£590,019.16

ACCESS*

Patients seen in 24 months	Total	Change since previous quarter
Quarter ending September 2018	7,576	
Quarter ending December 2018	7,654	→
Quarter ending March 2019	7,483	↓
Quarter ending June 2019	7,332	↓
Quarter ending September 2019	7,055	↓
Variance since September 2018	(6.9%)	↓



ACTIVITY



Month	2019	2020
April	0	0
May	709	0
June	2,947	241
July	3,207	1,271
August	4,779	2,190
September	6,702	2,417
October	8,407	
November	9,635	
December	11,150	
January	12,748	
February	13,950	
March	15,614	
April	15,733	
May	16,065	
June	16,221	

QUALITY

	Quantity	Base Number	Contract	AT	Region	England
% of FP17s for the same patient ID Re-attending within 3 months - Children	25	651	3.8%	11.0%	12.1%	11.5%
% of FP17s for the same patient ID Re-attending within 3 months - Adults	134	1,778	7.5%	16.2%	15.6%	15.4%
% of FP17s for the same patient ID Re-attending between 3 & 9 months - Children	350	651	53.8%	54.3%	61.2%	59.7%
% of FP17s for the same patient ID Re-attending between 3 & 9 months - Adults	976	1,778	54.9%	45.7%	54.3%	51.7%
% of FP17s for Band 1 Urgent Courses	140	1,535	9.1%	12.2%	9.1%	9.2%
% of FP17s Relating to Free Repair or Replacements	9	1,535	0.6%	0.9%	0.9%	0.7%
% of FP17s Relating to Continuations	3	1,535	0.2%	1.0%	1.0%	0.8%
% of Patients satisfied with the dentistry they have received	11	11	100.0%	94.0%	94.4%	93.5%
% of Patients satisfied with the time they had to wait for an appointment	11	11	100.0%	89.8%	88.1%	87.4%

* This is based on patients treated on this contract for their most recent course of treatment.

Figures in italics indicate the base number of FP17s or Patient Questionnaire responses are less than 100. N/A is shown where the base number of responses is less than 10 during the period. % is calculated as Quantity/Base number*100

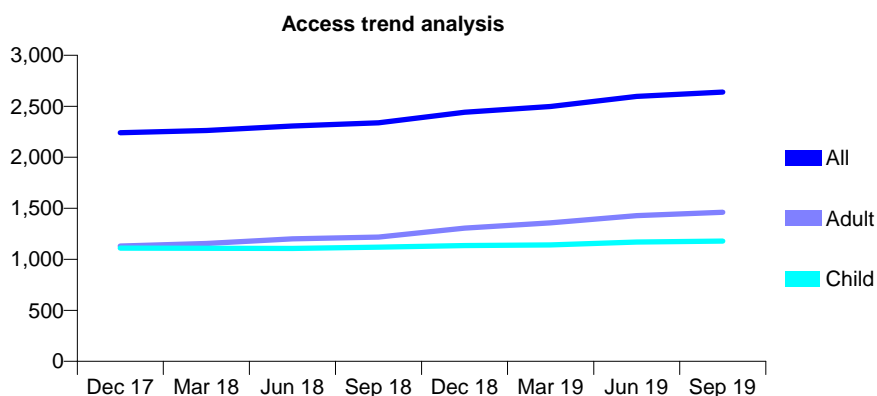
Q48 - Vital Signs At a Glance Contract Report for 199354/0001 - September 2019

Name or company name	Aigburth Dental Practice
Contract type name	GDS Contract
Purpose of contract	General
Contract start date	01/06/2012
Contract end date	

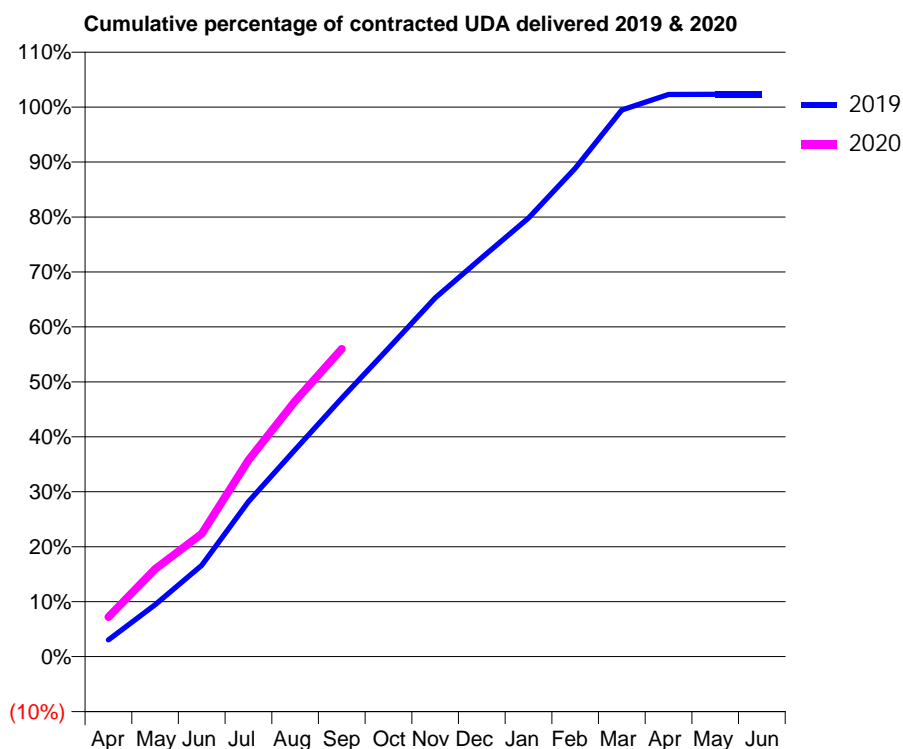
19/20 Contracted general activity (UDA)	6,357
Carry forward general activity (UDA)	0
19/20 Contracted orthodontic activity (UOA)	0
Carry forward orthodontic activity (UOA)	0
Baseline contract value	£227,610.68

ACCESS*

Patients seen in 24 months	Total	Change since previous quarter
Quarter ending September 2018	2,338	
Quarter ending December 2018	2,441	↑
Quarter ending March 2019	2,499	↑
Quarter ending June 2019	2,597	↑
Quarter ending September 2019	2,639	→
Variance since September 2018	12.9%	↑



ACTIVITY



Month	Adjusted Scheduled Activity (UDA)	
	2019	2020
April	193	459
May	601	1,014
June	1,056	1,422
July	1,793	2,273
August	2,394	2,958
September	2,989	3,560
October	3,567	
November	4,150	
December	4,616	
January	5,073	
February	5,649	
March	6,323	
April	6,503	
May	6,504	
June	6,504	

QUALITY

	Quantity	Base Number	Contract	AT	Region	England
% of FP17s for the same patient ID Re-attending within 3 months - Children	76	846	9.0%	11.0%	12.1%	11.5%
% of FP17s for the same patient ID Re-attending within 3 months - Adults	169	947	17.8%	16.2%	15.6%	15.4%
% of FP17s for the same patient ID Re-attending between 3 & 9 months - Children	415	846	49.1%	54.3%	61.2%	59.7%
% of FP17s for the same patient ID Re-attending between 3 & 9 months - Adults	360	947	38.0%	45.7%	54.3%	51.7%
% of FP17s for Band 1 Urgent Courses	158	1,715	9.2%	12.2%	9.1%	9.2%
% of FP17s Relating to Free Repair or Replacements	1	1,715	0.1%	0.9%	0.9%	0.7%
% of FP17s Relating to Continuations	33	1,715	1.9%	1.0%	1.0%	0.8%
% of Patients satisfied with the dentistry they have received	1	1	N/A	94.0%	94.4%	93.5%
% of Patients satisfied with the time they had to wait for an appointment	1	1	N/A	89.8%	88.1%	87.4%

* This is based on patients treated on this contract for their most recent course of treatment. Figures in italics indicate the base number of FP17s or Patient Questionnaire responses are less than 100. N/A is shown where the base number of responses is less than 10 during the period. % is calculated as Quantity/Base number*100

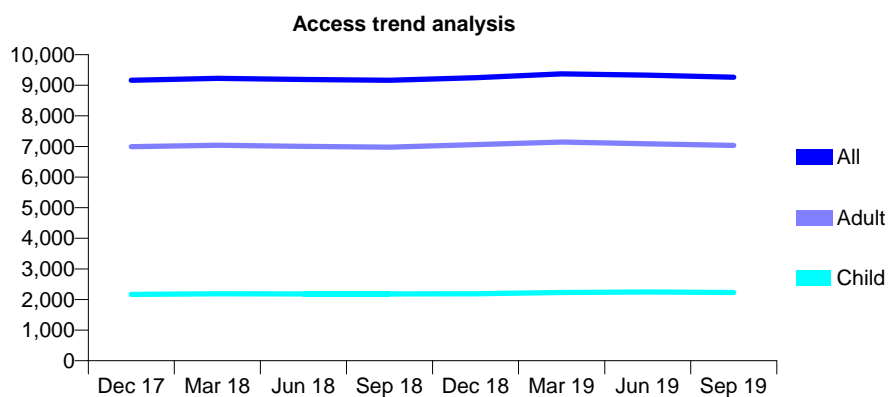
Q48 - Vital Signs At a Glance Contract Report for 199605/0001 - September 2019

Name or company name	Chantastic Limited
Contract type name	GDS Contract
Purpose of contract	General
Contract start date	01/04/2011
Contract end date	

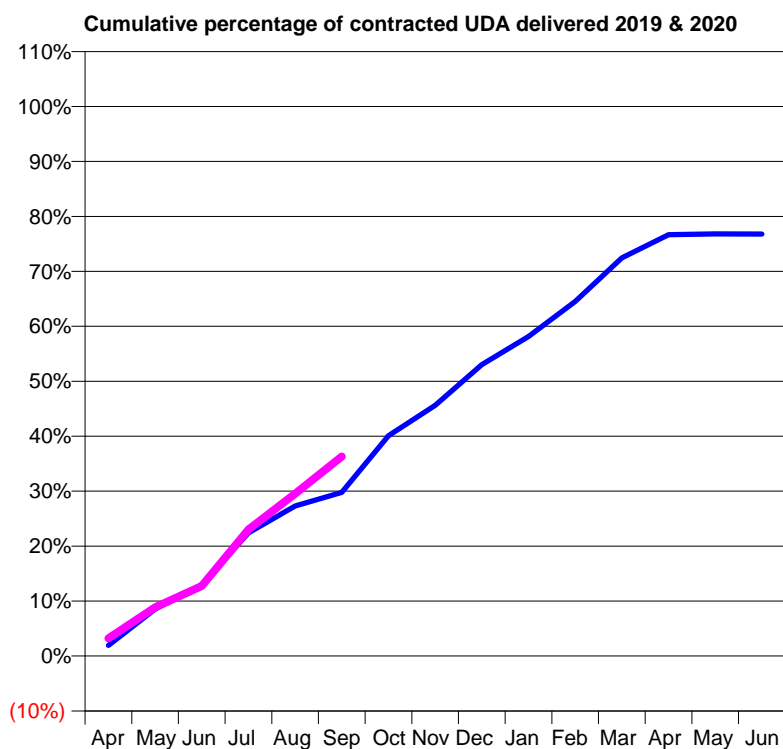
19/20 Contracted general activity (UDA)	35,375
Carry forward general activity (UDA)	0
19/20 Contracted orthodontic activity (UOA)	0
Carry forward orthodontic activity (UOA)	0
Baseline contract value	£1,169,707.69

ACCESS*

Patients seen in 24 months	Total	Change since previous quarter
Quarter ending September 2018	9,162	
Quarter ending December 2018	9,248	→
Quarter ending March 2019	9,371	→
Quarter ending June 2019	9,332	→
Quarter ending September 2019	9,262	→
Variance since September 2018	1.1%	→



ACTIVITY



Month	Adjusted Scheduled Activity (UDA)	
	2019	2020
April	692	1,139
May	3,022	3,141
June	4,578	4,511
July	7,924	8,144
August	9,662	10,455
September	10,541	12,837
October	14,185	
November	16,145	
December	18,753	
January	20,566	
February	22,822	
March	25,631	
April	27,122	
May	27,170	
June	27,169	

QUALITY

	Quantity	Base Number	Contract	AT	Region	England
% of FP17s for the same patient ID Re-attending within 3 months - Children	169	1,644	10.3%	11.0%	12.1%	11.5%
% of FP17s for the same patient ID Re-attending within 3 months - Adults	509	4,163	12.2%	16.2%	15.6%	15.4%
% of FP17s for the same patient ID Re-attending between 3 & 9 months - Children	908	1,644	55.2%	54.3%	61.2%	59.7%
% of FP17s for the same patient ID Re-attending between 3 & 9 months - Adults	1,891	4,163	45.4%	45.7%	54.3%	51.7%
% of FP17s for Band 1 Urgent Courses	598	5,290	11.3%	12.2%	9.1%	9.2%
% of FP17s Relating to Free Repair or Replacements	60	5,290	1.1%	0.9%	0.9%	0.7%
% of FP17s Relating to Continuations	24	5,290	0.5%	1.0%	1.0%	0.8%
% of Patients satisfied with the dentistry they have received	7	8	N/A	94.0%	94.4%	93.5%
% of Patients satisfied with the time they had to wait for an appointment	7	8	N/A	89.8%	88.1%	87.4%

* This is based on patients treated on this contract for their most recent course of treatment.

Figures in italics indicate the base number of FP17s or Patient Questionnaire responses are less than 100. N/A is shown where the base number of responses is less than 10 during the period. % is calculated as Quantity/Base number*100

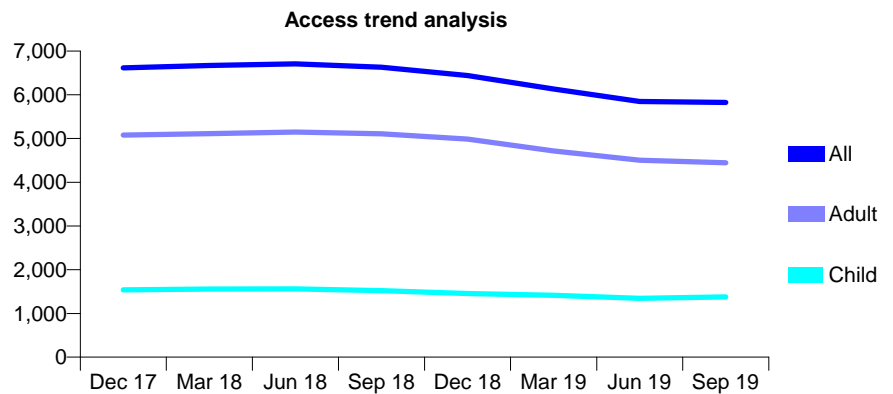
Q48 - Vital Signs At a Glance Contract Report for 199796/0001 - September 2019

Name or company name	IDH 346 LTD
Contract type name	GDS Contract
Purpose of contract	General
Contract start date	01/04/2009
Contract end date	

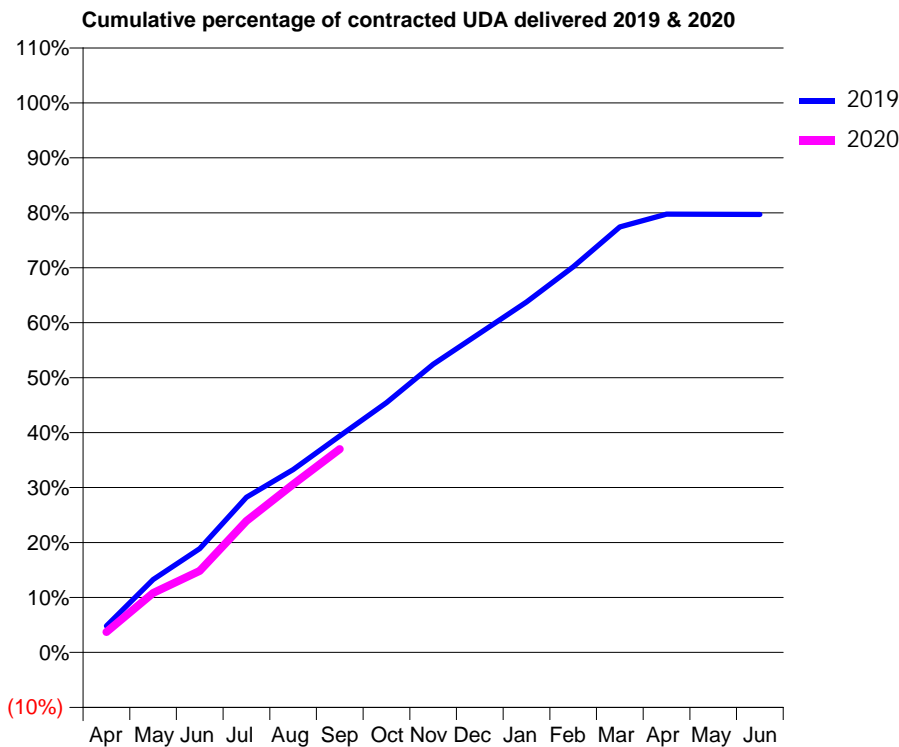
19/20 Contracted general activity (UDA)	22,074
Carry forward general activity (UDA)	0
19/20 Contracted orthodontic activity (UOA)	0
Carry forward orthodontic activity (UOA)	0
Baseline contract value	£660,164.00

ACCESS*

Patients seen in 24 months	Total	Change since previous quarter
Quarter ending September 2018	6,629	
Quarter ending December 2018	6,439	↓
Quarter ending March 2019	6,131	↓
Quarter ending June 2019	5,848	↓
Quarter ending September 2019	5,824	→
Variance since September 2018	(12.1%)	↓



ACTIVITY



Month	2019	2020
April	1,063	821
May	2,929	2,391
June	4,169	3,275
July	6,232	5,286
August	7,346	6,752
September	8,697	8,168
October	10,030	
November	11,573	
December	12,823	
January	14,073	
February	15,488	
March	17,089	
April	17,605	
May	17,602	
June	17,594	

QUALITY

	Quantity	Base Number	Contract	AT	Region	England
% of FP17s for the same patient ID Re-attending within 3 months - Children	43	857	5.0%	11.0%	12.1%	11.5%
% of FP17s for the same patient ID Re-attending within 3 months - Adults	292	2,552	11.4%	16.2%	15.6%	15.4%
% of FP17s for the same patient ID Re-attending between 3 & 9 months - Children	403	857	47.0%	54.3%	61.2%	59.7%
% of FP17s for the same patient ID Re-attending between 3 & 9 months - Adults	1,148	2,552	45.0%	45.7%	54.3%	51.7%
% of FP17s for Band 1 Urgent Courses	252	3,201	7.9%	12.2%	9.1%	9.2%
% of FP17s Relating to Free Repair or Replacements	32	3,201	1.0%	0.9%	0.9%	0.7%
% of FP17s Relating to Continuations	55	3,201	1.7%	1.0%	1.0%	0.8%
% of Patients satisfied with the dentistry they have received	0	0	N/A	94.0%	94.4%	93.5%
% of Patients satisfied with the time they had to wait for an appointment	0	0	N/A	89.8%	88.1%	87.4%

* This is based on patients treated on this contract for their most recent course of treatment. Figures in italics indicate the base number of FP17s or Patient Questionnaire responses are less than 100. N/A is shown where the base number of responses is less than 10 during the period. % is calculated as Quantity/Base number*100

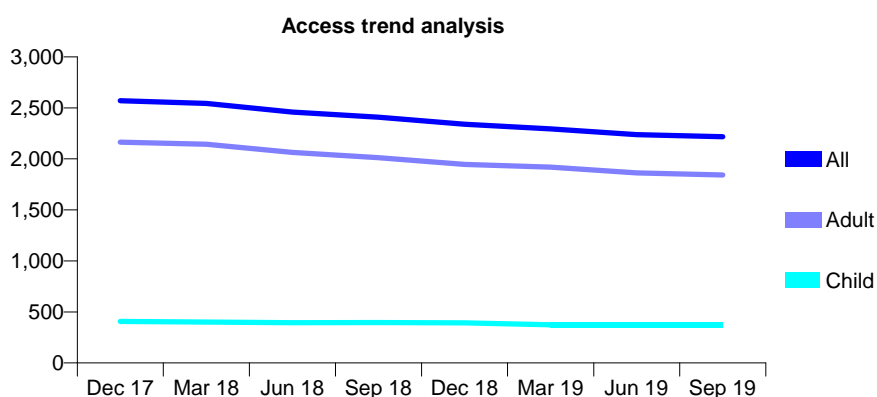
Q48 - Vital Signs At a Glance Contract Report for 209341/0001 - September 2019

Name or company name	Lynwood Dental Surgery
Contract type name	GDS Contract
Purpose of contract	General
Contract start date	01/04/2006
Contract end date	

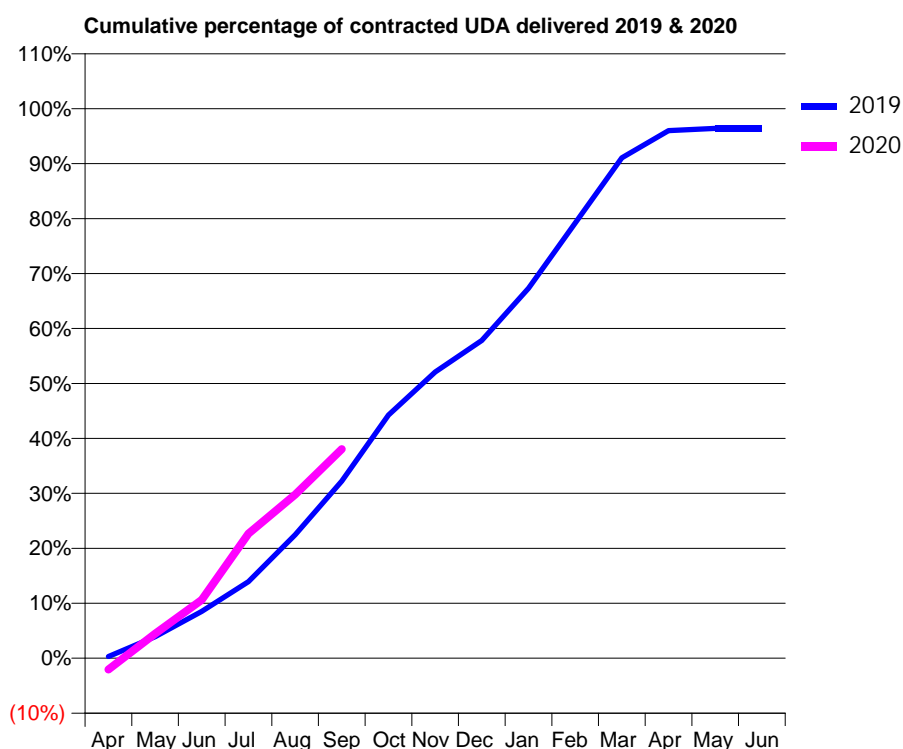
19/20 Contracted general activity (UDA)	6,253
Carry forward general activity (UDA)	224
19/20 Contracted orthodontic activity (UOA)	0
Carry forward orthodontic activity (UOA)	0
Baseline contract value	£180,128.50

ACCESS*

Patients seen in 24 months	Total	Change since previous quarter
Quarter ending September 2018	2,408	
Quarter ending December 2018	2,339	↓
Quarter ending March 2019	2,294	↓
Quarter ending June 2019	2,237	↓
Quarter ending September 2019	2,218	→
Variance since September 2018	(7.9%)	↓



ACTIVITY



Month	2019	2020
April	18	-129
May	245	280
June	534	664
July	872	1,418
August	1,406	1,863
September	2,016	2,379
October	2,767	
November	3,257	
December	3,615	
January	4,208	
February	4,952	
March	5,693	
April	6,004	
May	6,028	
June	6,028	

QUALITY

	Quantity	Base Number	Contract	AT	Region	England
% of FP17s for the same patient ID Re-attending within 3 months - Children	24	222	10.8%	11.0%	12.1%	11.5%
% of FP17s for the same patient ID Re-attending within 3 months - Adults	158	1,040	15.2%	16.2%	15.6%	15.4%
% of FP17s for the same patient ID Re-attending between 3 & 9 months - Children	106	222	47.7%	54.3%	61.2%	59.7%
% of FP17s for the same patient ID Re-attending between 3 & 9 months - Adults	524	1,040	50.4%	45.7%	54.3%	51.7%
% of FP17s for Band 1 Urgent Courses	140	1,123	12.5%	12.2%	9.1%	9.2%
% of FP17s Relating to Free Repair or Replacements	6	1,123	0.5%	0.9%	0.9%	0.7%
% of FP17s Relating to Continuations	18	1,123	1.6%	1.0%	1.0%	0.8%
% of Patients satisfied with the dentistry they have received	1	1	N/A	94.0%	94.4%	93.5%
% of Patients satisfied with the time they had to wait for an appointment	0	1	N/A	89.8%	88.1%	87.4%

* This is based on patients treated on this contract for their most recent course of treatment.

Figures in italics indicate the base number of FP17s or Patient Questionnaire responses are less than 100. N/A is shown where the base number of responses is less than 10 during the period. % is calculated as Quantity/Base number*100

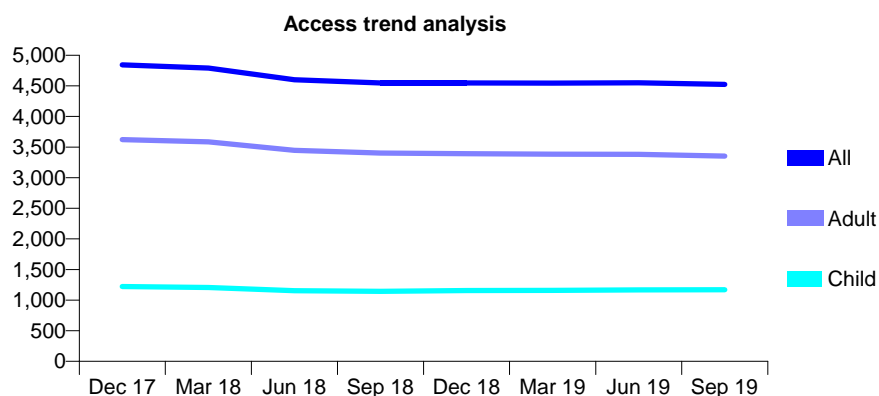
Q48 - Vital Signs At a Glance Contract Report for 221244/0002 - September 2019

Name or company name	MR MJ FARANDOS
Contract type name	GDS Contract
Purpose of contract	General
Contract start date	01/04/2006
Contract end date	

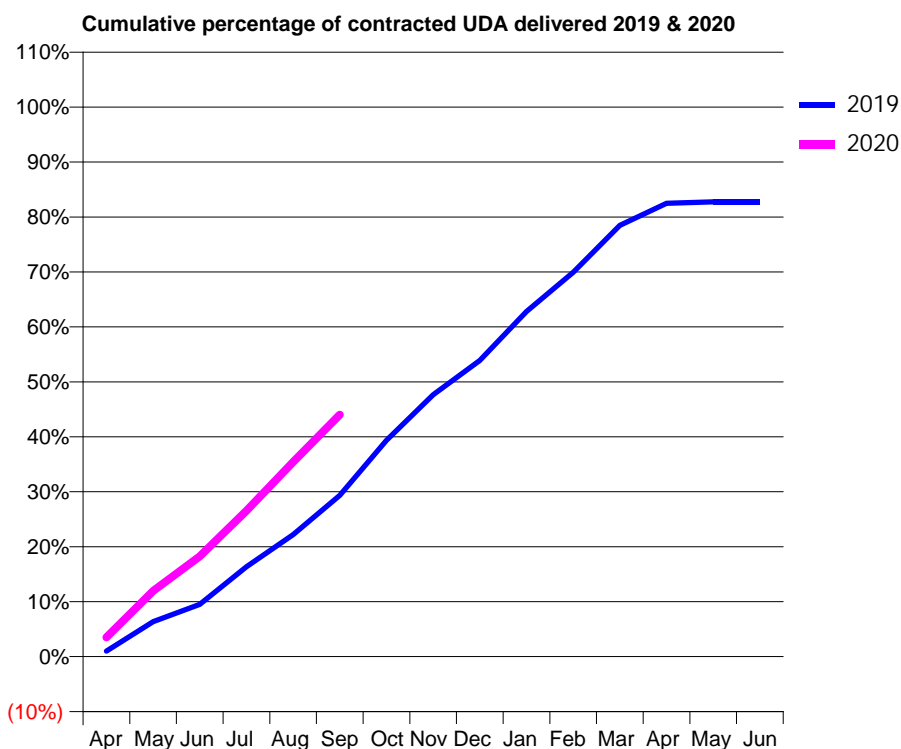
19/20 Contracted general activity (UDA)	17,195
Carry forward general activity (UDA)	0
19/20 Contracted orthodontic activity (UOA)	0
Carry forward orthodontic activity (UOA)	0
Baseline contract value	£454,033.55

ACCESS*

Patients seen in 24 months	Total	Change since previous quarter
Quarter ending September 2018	4,547	
Quarter ending December 2018	4,547	→
Quarter ending March 2019	4,545	→
Quarter ending June 2019	4,550	→
Quarter ending September 2019	4,524	→
Variance since September 2018	(0.5%)	→



ACTIVITY



Month	Adjusted Scheduled Activity (UDA)	
	2019	2020
April	173	603
May	1,095	2,057
June	1,632	3,139
July	2,815	4,568
August	3,822	6,093
September	5,047	7,566
October	6,770	
November	8,195	
December	9,265	
January	10,800	
February	12,027	
March	13,494	
April	14,185	
May	14,232	
June	14,232	

QUALITY

	Quantity	Base Number	Contract	AT	Region	England
% of FP17s for the same patient ID Re-attending within 3 months - Children	80	735	10.9%	11.0%	12.1%	11.5%
% of FP17s for the same patient ID Re-attending within 3 months - Adults	357	2,011	17.8%	16.2%	15.6%	15.4%
% of FP17s for the same patient ID Re-attending between 3 & 9 months - Children	292	735	39.7%	54.3%	61.2%	59.7%
% of FP17s for the same patient ID Re-attending between 3 & 9 months - Adults	818	2,011	40.7%	45.7%	54.3%	51.7%
% of FP17s for Band 1 Urgent Courses	215	2,525	8.5%	12.2%	9.1%	9.2%
% of FP17s Relating to Free Repair or Replacements	59	2,525	2.3%	0.9%	0.9%	0.7%
% of FP17s Relating to Continuations	17	2,525	0.7%	1.0%	1.0%	0.8%
% of Patients satisfied with the dentistry they have received	0	0	N/A	94.0%	94.4%	93.5%
% of Patients satisfied with the time they had to wait for an appointment	0	0	N/A	89.8%	88.1%	87.4%

* This is based on patients treated on this contract for their most recent course of treatment. Figures in italics indicate the base number of FP17s or Patient Questionnaire responses are less than 100. N/A is shown where the base number of responses is less than 10 during the period. % is calculated as Quantity/Base number*100

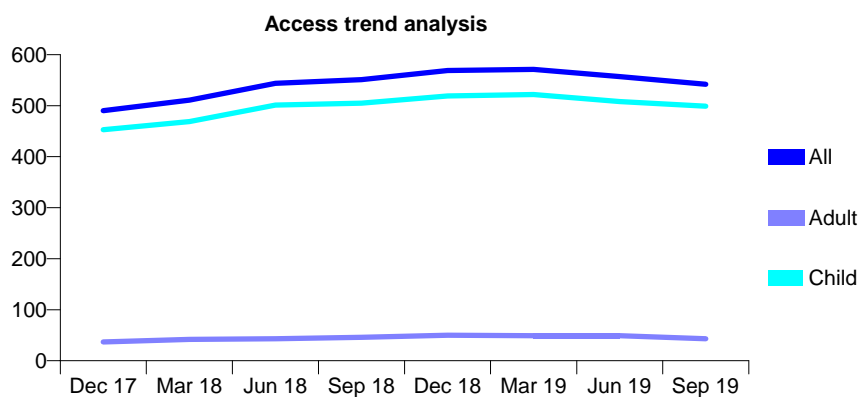
Q48 - Vital Signs At a Glance Contract Report for 231576/0001 - September 2019

Name or company name	MR DJ GARMORY
Contract type name	GDS Contract
Purpose of contract	General
Contract start date	01/04/2006
Contract end date	

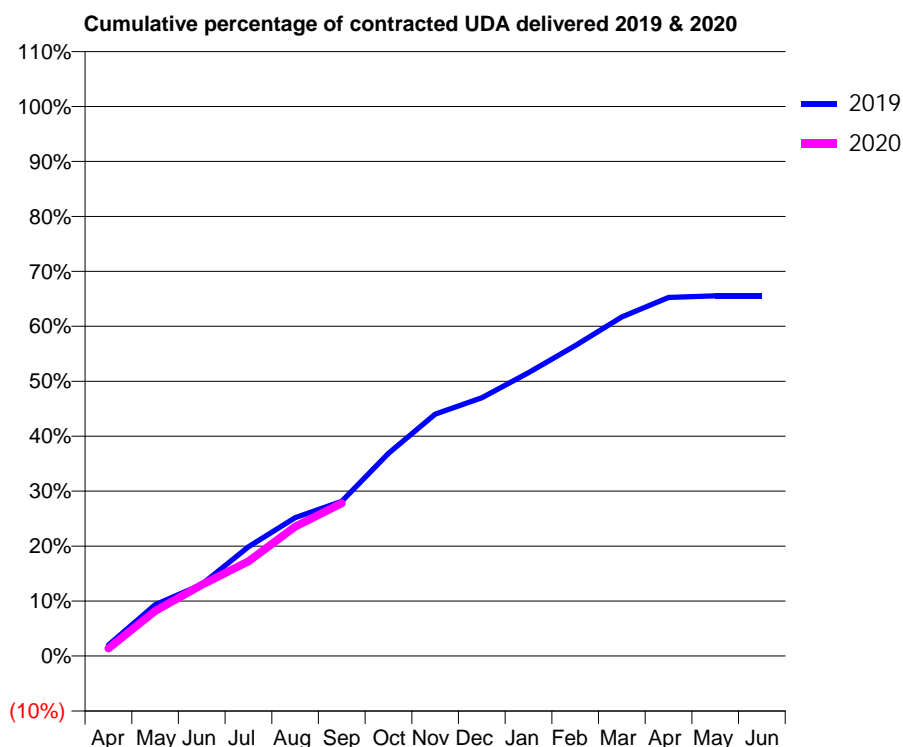
19/20 Contracted general activity (UDA)	1,300
Carry forward general activity (UDA)	0
19/20 Contracted orthodontic activity (UOA)	0
Carry forward orthodontic activity (UOA)	0
Baseline contract value	£30,765.09

ACCESS*

Patients seen in 24 months	Total	Change since previous quarter
Quarter ending September 2018	551	
Quarter ending December 2018	569	↑
Quarter ending March 2019	571	→
Quarter ending June 2019	557	↓
Quarter ending September 2019	542	↓
Variance since September 2018	(1.6%)	↓



ACTIVITY



Month	Adjusted Scheduled Activity (UDA)	
	2019	2020
April	26	18
May	121	106
June	170	168
July	259	224
August	327	306
September	366	361
October	480	
November	572	
December	611	
January	670	
February	734	
March	802	
April	848	
May	852	
June	852	

QUALITY

	Quantity	Base Number	Contract	AT	Region	England
% of FP17s for the same patient ID Re-attending within 3 months - Children	27	315	8.6%	11.0%	12.1%	11.5%
% of FP17s for the same patient ID Re-attending within 3 months - Adults	0	0	N/A	16.2%	15.6%	15.4%
% of FP17s for the same patient ID Re-attending between 3 & 9 months - Children	177	315	56.2%	54.3%	61.2%	59.7%
% of FP17s for the same patient ID Re-attending between 3 & 9 months - Adults	0	0	N/A	45.7%	54.3%	51.7%
% of FP17s for Band 1 Urgent Courses	13	263	4.9%	12.2%	9.1%	9.2%
% of FP17s Relating to Free Repair or Replacements	0	263	0.0%	0.9%	0.9%	0.7%
% of FP17s Relating to Continuations	0	263	0.0%	1.0%	1.0%	0.8%
% of Patients satisfied with the dentistry they have received	0	1	N/A	94.0%	94.4%	93.5%
% of Patients satisfied with the time they had to wait for an appointment	1	1	N/A	89.8%	88.1%	87.4%

* This is based on patients treated on this contract for their most recent course of treatment. Figures in italics indicate the base number of FP17s or Patient Questionnaire responses are less than 100. N/A is shown where the base number of responses is less than 10 during the period. % is calculated as Quantity/Base number*100

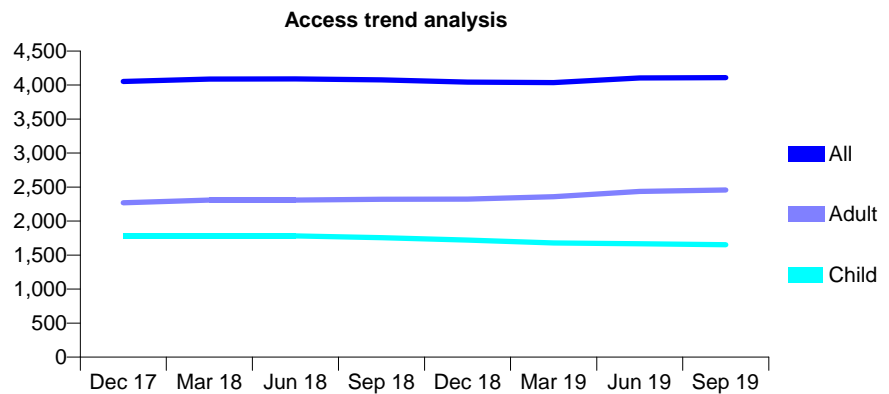
Q48 - Vital Signs At a Glance Contract Report for 243973/0001 - September 2019

Name or company name	MR S SHARMA
Contract type name	GDS Contract
Purpose of contract	General
Contract start date	01/04/2006
Contract end date	

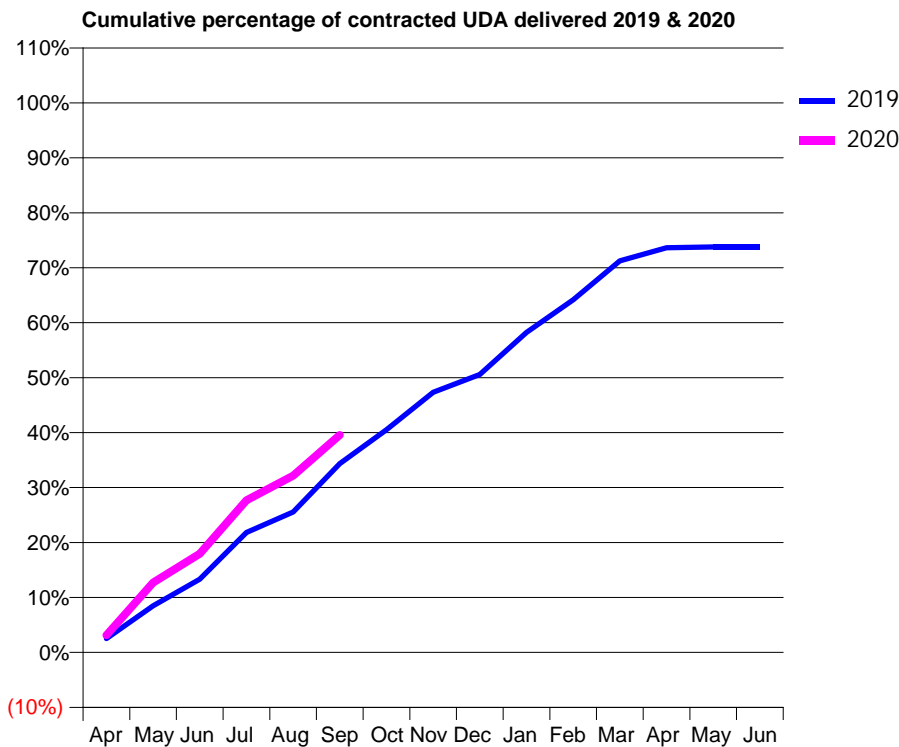
19/20 Contracted general activity (UDA)	12,950
Carry forward general activity (UDA)	0
19/20 Contracted orthodontic activity (UOA)	0
Carry forward orthodontic activity (UOA)	0
Baseline contract value	£341,944.41

ACCESS*

Patients seen in 24 months	Total	Change since previous quarter
Quarter ending September 2018	4,076	
Quarter ending December 2018	4,045	→
Quarter ending March 2019	4,036	→
Quarter ending June 2019	4,104	→
Quarter ending September 2019	4,108	→
Variance since September 2018	0.8%	→



ACTIVITY



Month	2019	2020
April	326	407
May	1,101	1,649
June	1,726	2,328
July	2,825	3,583
August	3,311	4,165
September	4,449	5,123
October	5,250	
November	6,131	
December	6,548	
January	7,540	
February	8,310	
March	9,226	
April	9,538	
May	9,554	
June	9,554	

QUALITY

	Quantity	Base Number	Contract	AT	Region	England
% of FP17s for the same patient ID Re-attending within 3 months - Children	95	1,144	8.3%	11.0%	12.1%	11.5%
% of FP17s for the same patient ID Re-attending within 3 months - Adults	213	1,396	15.3%	16.2%	15.6%	15.4%
% of FP17s for the same patient ID Re-attending between 3 & 9 months - Children	555	1,144	48.5%	54.3%	61.2%	59.7%
% of FP17s for the same patient ID Re-attending between 3 & 9 months - Adults	486	1,396	34.8%	45.7%	54.3%	51.7%
% of FP17s for Band 1 Urgent Courses	258	2,403	10.7%	12.2%	9.1%	9.2%
% of FP17s Relating to Free Repair or Replacements	21	2,403	0.9%	0.9%	0.9%	0.7%
% of FP17s Relating to Continuations	21	2,403	0.9%	1.0%	1.0%	0.8%
% of Patients satisfied with the dentistry they have received	2	2	N/A	94.0%	94.4%	93.5%
% of Patients satisfied with the time they had to wait for an appointment	2	2	N/A	89.8%	88.1%	87.4%

* This is based on patients treated on this contract for their most recent course of treatment. Figures in italics indicate the base number of FP17s or Patient Questionnaire responses are less than 100. N/A is shown where the base number of responses is less than 10 during the period. % is calculated as Quantity/Base number*100

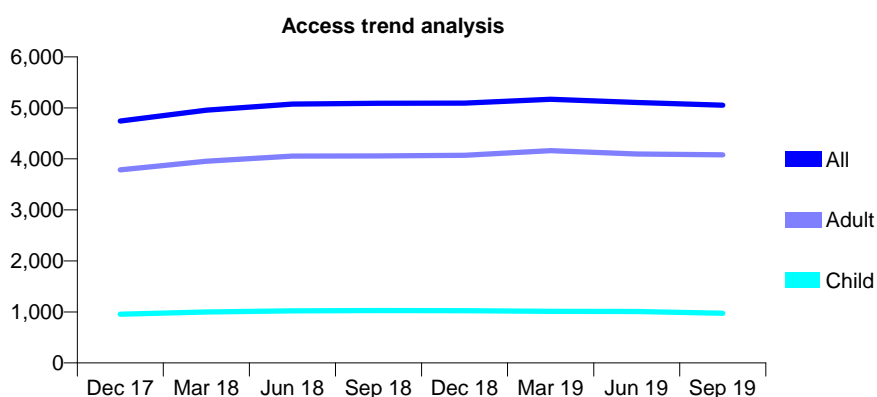
Q48 - Vital Signs At a Glance Contract Report for 277479/0001 - September 2019

Name or company name	MR JR HYSLOP
Contract type name	GDS Contract
Purpose of contract	General
Contract start date	01/04/2014
Contract end date	

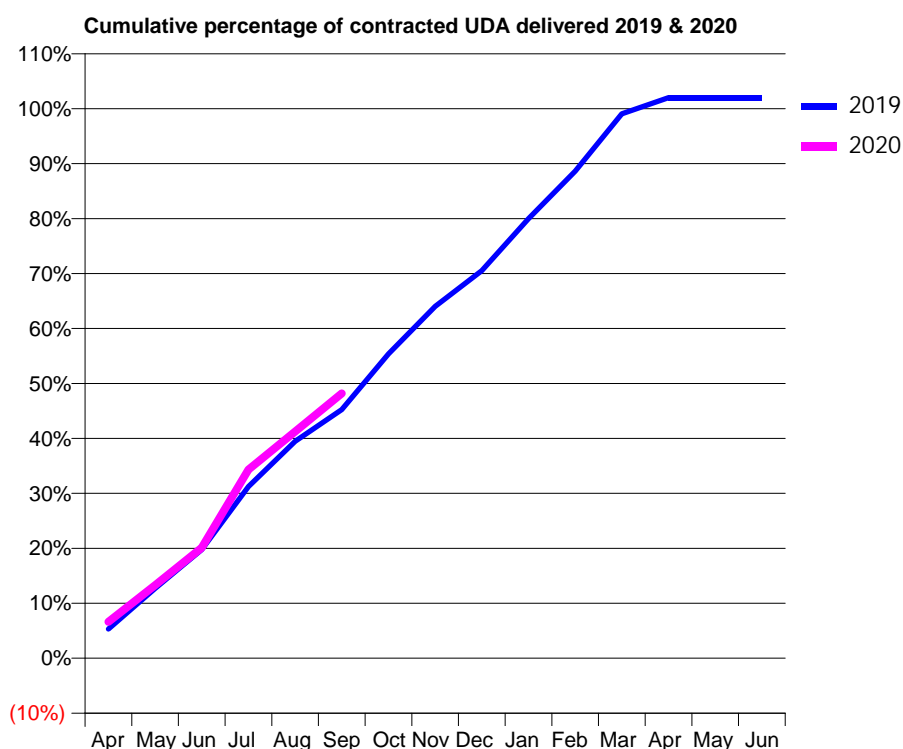
19/20 Contracted general activity (UDA)	17,501
Carry forward general activity (UDA)	0
19/20 Contracted orthodontic activity (UOA)	0
Carry forward orthodontic activity (UOA)	0
Baseline contract value	£511,990.00

ACCESS*

Patients seen in 24 months	Total	Change since previous quarter
Quarter ending September 2018	5,088	
Quarter ending December 2018	5,093	→
Quarter ending March 2019	5,170	→
Quarter ending June 2019	5,104	↓
Quarter ending September 2019	5,053	→
Variance since September 2018	(0.7%)	→



ACTIVITY



Month	2019	2020
April	934	1,162
May	2,228	2,324
June	3,458	3,519
July	5,466	6,006
August	6,908	7,222
September	7,918	8,432
October	9,690	
November	11,205	
December	12,343	
January	14,001	
February	15,513	
March	17,336	
April	17,852	
May	17,852	
June	17,852	

QUALITY

	Quantity	Base Number	Contract	AT	Region	England
% of FP17s for the same patient ID Re-attending within 3 months - Children	69	797	8.7%	11.0%	12.1%	11.5%
% of FP17s for the same patient ID Re-attending within 3 months - Adults	453	2,973	15.2%	16.2%	15.6%	15.4%
% of FP17s for the same patient ID Re-attending between 3 & 9 months - Children	553	797	69.4%	54.3%	61.2%	59.7%
% of FP17s for the same patient ID Re-attending between 3 & 9 months - Adults	1,975	2,973	66.4%	45.7%	54.3%	51.7%
% of FP17s for Band 1 Urgent Courses	361	3,541	10.2%	12.2%	9.1%	9.2%
% of FP17s Relating to Free Repair or Replacements	28	3,541	0.8%	0.9%	0.9%	0.7%
% of FP17s Relating to Continuations	15	3,541	0.4%	1.0%	1.0%	0.8%
% of Patients satisfied with the dentistry they have received	4	4	N/A	94.0%	94.4%	93.5%
% of Patients satisfied with the time they had to wait for an appointment	3	4	N/A	89.8%	88.1%	87.4%

* This is based on patients treated on this contract for their most recent course of treatment. Figures in italics indicate the base number of FP17s or Patient Questionnaire responses are less than 100. N/A is shown where the base number of responses is less than 10 during the period. % is calculated as Quantity/Base number*100

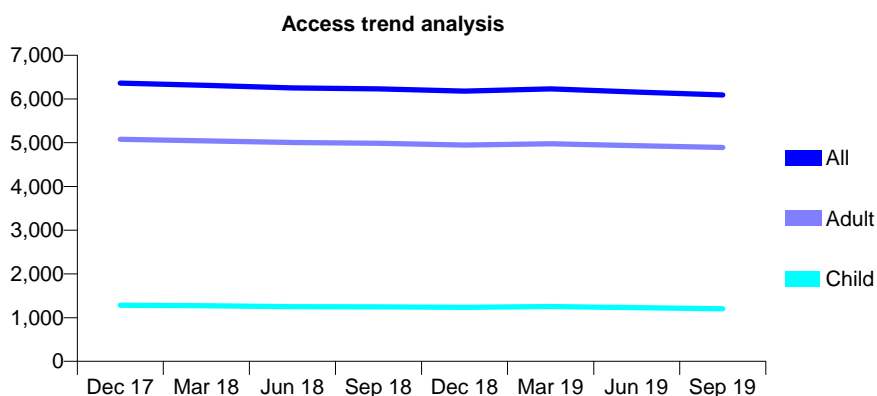
Q48 - Vital Signs At a Glance Contract Report for 301299/0004 - September 2019

Name or company name	MR KH TSAO
Contract type name	GDS Contract
Purpose of contract	General
Contract start date	01/10/2012
Contract end date	

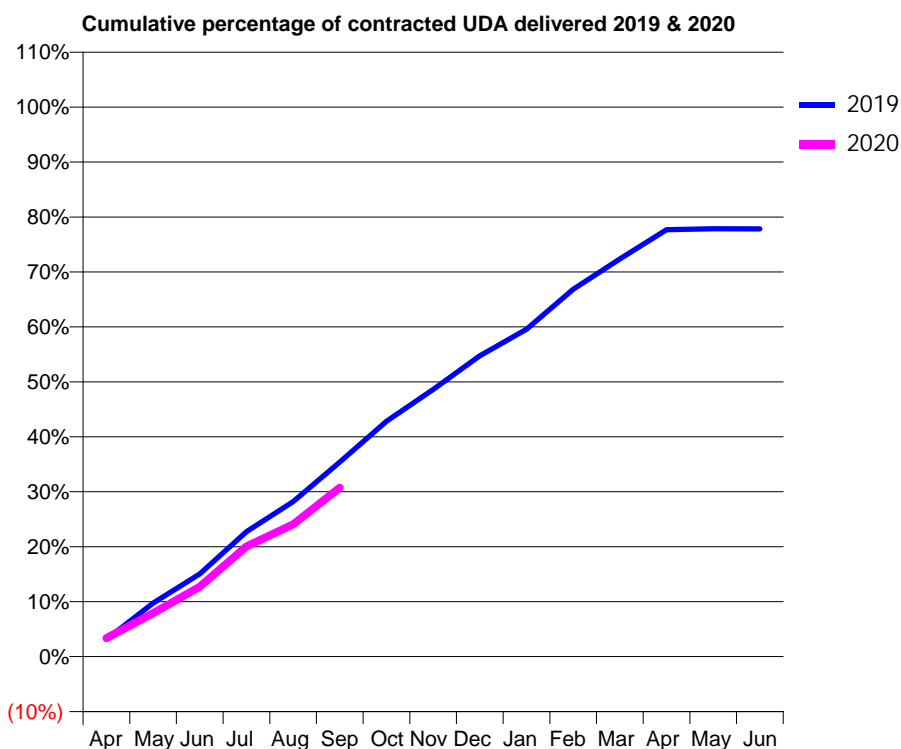
19/20 Contracted general activity (UDA)	23,370
Carry forward general activity (UDA)	0
19/20 Contracted orthodontic activity (UOA)	0
Carry forward orthodontic activity (UOA)	0
Baseline contract value	£541,056.18

ACCESS*

Patients seen in 24 months	Total	Change since previous quarter
Quarter ending September 2018	6,232	
Quarter ending December 2018	6,181	→
Quarter ending March 2019	6,233	→
Quarter ending June 2019	6,159	↓
Quarter ending September 2019	6,094	↓
Variance since September 2018	(2.2%)	↓



ACTIVITY



Month	Adjusted Scheduled Activity (UDA)	
	2019	2020
April	738	787
May	2,276	1,848
June	3,516	2,971
July	5,309	4,688
August	6,593	5,626
September	8,271	7,184
October	10,009	
November	11,365	
December	12,791	
January	13,918	
February	15,620	
March	16,907	
April	18,154	
May	18,198	
June	18,190	

QUALITY

	Quantity	Base Number	Contract	AT	Region	England
% of FP17s for the same patient ID Re-attending within 3 months - Children	71	796	8.9%	11.0%	12.1%	11.5%
% of FP17s for the same patient ID Re-attending within 3 months - Adults	433	3,106	13.9%	16.2%	15.6%	15.4%
% of FP17s for the same patient ID Re-attending between 3 & 9 months - Children	400	796	50.3%	54.3%	61.2%	59.7%
% of FP17s for the same patient ID Re-attending between 3 & 9 months - Adults	1,434	3,106	46.2%	45.7%	54.3%	51.7%
% of FP17s for Band 1 Urgent Courses	623	3,371	18.5%	12.2%	9.1%	9.2%
% of FP17s Relating to Free Repair or Replacements	40	3,371	1.2%	0.9%	0.9%	0.7%
% of FP17s Relating to Continuations	15	3,371	0.4%	1.0%	1.0%	0.8%
% of Patients satisfied with the dentistry they have received	1	1	N/A	94.0%	94.4%	93.5%
% of Patients satisfied with the time they had to wait for an appointment	1	1	N/A	89.8%	88.1%	87.4%

* This is based on patients treated on this contract for their most recent course of treatment. Figures in italics indicate the base number of FP17s or Patient Questionnaire responses are less than 100. N/A is shown where the base number of responses is less than 10 during the period. % is calculated as Quantity/Base number*100

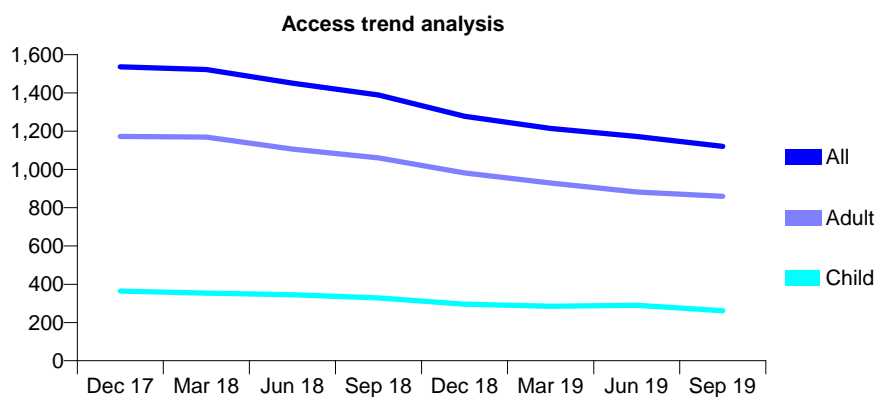
Q48 - Vital Signs At a Glance Contract Report for 301299/0005 - September 2019

Name or company name	MR KH TSAO
Contract type name	GDS Contract
Purpose of contract	General
Contract start date	01/10/2012
Contract end date	

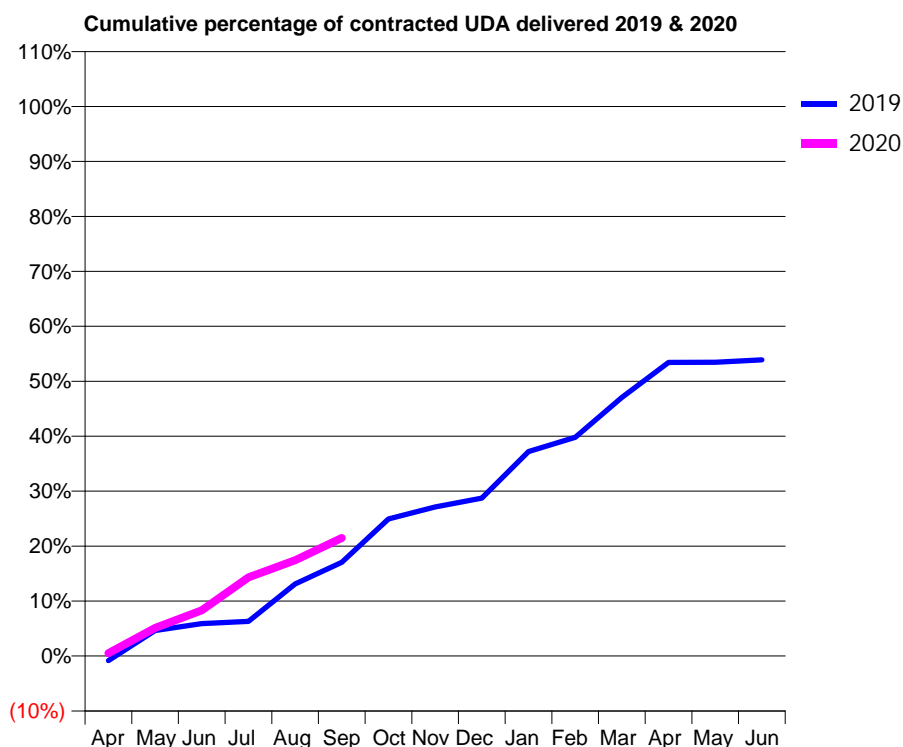
19/20 Contracted general activity (UDA)	4,706
Carry forward general activity (UDA)	0
19/20 Contracted orthodontic activity (UOA)	0
Carry forward orthodontic activity (UOA)	0
Baseline contract value	£124,261.81

ACCESS*

Patients seen in 24 months	Total	Change since previous quarter
Quarter ending September 2018	1,389	
Quarter ending December 2018	1,278	↓
Quarter ending March 2019	1,214	↓
Quarter ending June 2019	1,172	↓
Quarter ending September 2019	1,121	↓
Variance since September 2018	(19.3%)	↓



ACTIVITY



Month	Adjusted Scheduled Activity (UDA)	
	2019	2020
April	-40	24
May	218	240
June	278	391
July	297	674
August	618	821
September	803	1,012
October	1,173	
November	1,278	
December	1,353	
January	1,751	
February	1,874	
March	2,214	
April	2,515	
May	2,516	
June	2,536	

QUALITY

	Quantity	Base Number	Contract	AT	Region	England
% of FP17s for the same patient ID Re-attending within 3 months - Children	7	127	5.5%	11.0%	12.1%	11.5%
% of FP17s for the same patient ID Re-attending within 3 months - Adults	70	469	14.9%	16.2%	15.6%	15.4%
% of FP17s for the same patient ID Re-attending between 3 & 9 months - Children	35	127	27.6%	54.3%	61.2%	59.7%
% of FP17s for the same patient ID Re-attending between 3 & 9 months - Adults	116	469	24.7%	45.7%	54.3%	51.7%
% of FP17s for Band 1 Urgent Courses	88	453	19.4%	12.2%	9.1%	9.2%
% of FP17s Relating to Free Repair or Replacements	7	453	1.5%	0.9%	0.9%	0.7%
% of FP17s Relating to Continuations	1	453	0.2%	1.0%	1.0%	0.8%
% of Patients satisfied with the dentistry they have received	0	0	N/A	94.0%	94.4%	93.5%
% of Patients satisfied with the time they had to wait for an appointment	0	0	N/A	89.8%	88.1%	87.4%

* This is based on patients treated on this contract for their most recent course of treatment. Figures in italics indicate the base number of FP17s or Patient Questionnaire responses are less than 100. N/A is shown where the base number of responses is less than 10 during the period. % is calculated as Quantity/Base number*100

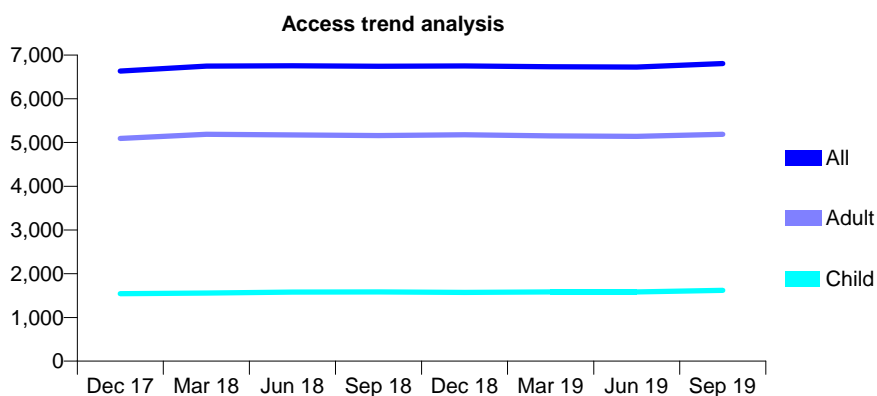
Q48 - Vital Signs At a Glance Contract Report for 304409/0001 - September 2019

Name or company name	MR GM O'HARE
Contract type name	GDS Contract
Purpose of contract	General
Contract start date	01/04/2006
Contract end date	

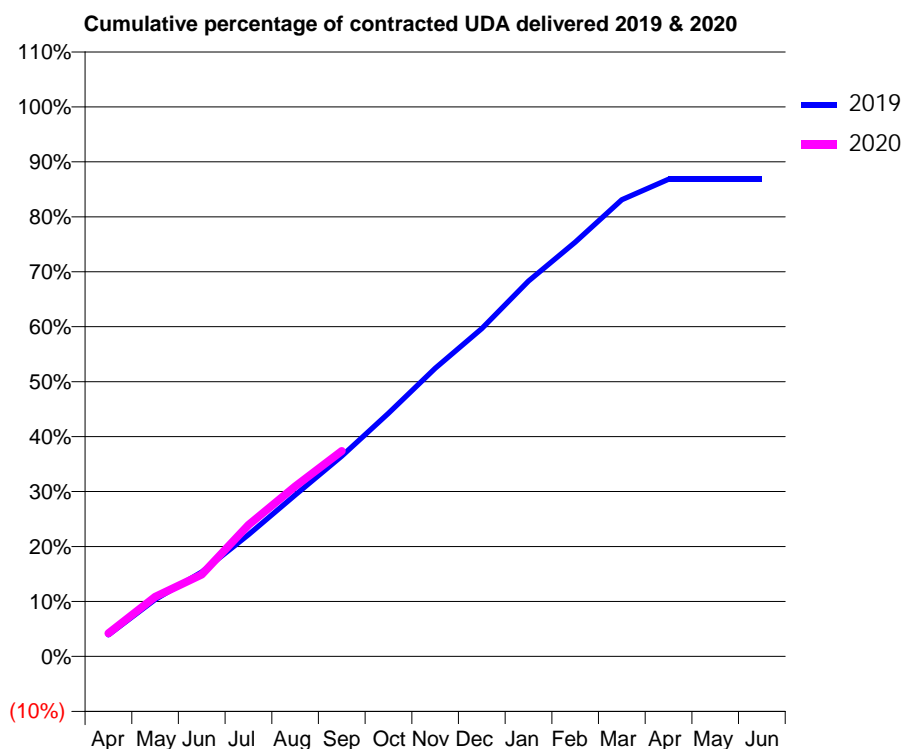
19/20 Contracted general activity (UDA)	22,316
Carry forward general activity (UDA)	0
19/20 Contracted orthodontic activity (UOA)	0
Carry forward orthodontic activity (UOA)	0
Baseline contract value	£589,253.40

ACCESS*

Patients seen in 24 months	Total	Change since previous quarter
Quarter ending September 2018	6,744	
Quarter ending December 2018	6,751	→
Quarter ending March 2019	6,734	→
Quarter ending June 2019	6,723	→
Quarter ending September 2019	6,806	→
Variance since September 2018	0.9%	→



ACTIVITY



Month	2019	2020
April	874	937
May	2,307	2,423
June	3,430	3,328
July	4,940	5,336
August	6,556	6,907
September	8,134	8,342
October	9,877	
November	11,702	
December	13,316	
January	15,243	
February	16,824	
March	18,545	
April	19,377	
May	19,377	
June	19,379	

QUALITY

	Quantity	Base Number	Contract	AT	Region	England
% of FP17s for the same patient ID Re-attending within 3 months - Children	65	1,147	5.7%	11.0%	12.1%	11.5%
% of FP17s for the same patient ID Re-attending within 3 months - Adults	546	3,324	16.4%	16.2%	15.6%	15.4%
% of FP17s for the same patient ID Re-attending between 3 & 9 months - Children	673	1,147	58.7%	54.3%	61.2%	59.7%
% of FP17s for the same patient ID Re-attending between 3 & 9 months - Adults	1,530	3,324	46.0%	45.7%	54.3%	51.7%
% of FP17s for Band 1 Urgent Courses	562	4,122	13.6%	12.2%	9.1%	9.2%
% of FP17s Relating to Free Repair or Replacements	28	4,122	0.7%	0.9%	0.9%	0.7%
% of FP17s Relating to Continuations	21	4,122	0.5%	1.0%	1.0%	0.8%
% of Patients satisfied with the dentistry they have received	1	1	N/A	94.0%	94.4%	93.5%
% of Patients satisfied with the time they had to wait for an appointment	1	1	N/A	89.8%	88.1%	87.4%

* This is based on patients treated on this contract for their most recent course of treatment. Figures in italics indicate the base number of FP17s or Patient Questionnaire responses are less than 100. N/A is shown where the base number of responses is less than 10 during the period. % is calculated as Quantity/Base number*100

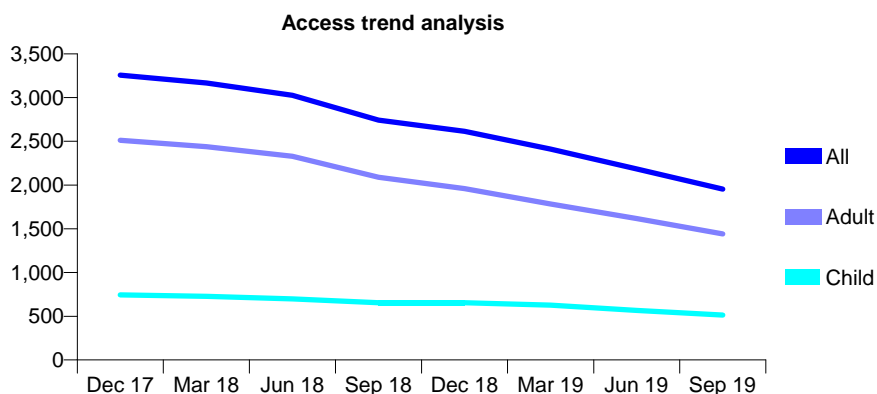
Q48 - Vital Signs At a Glance Contract Report for 320455/0002 - September 2019

Name or company name	MR RA KUNCEWICZ
Contract type name	GDS Contract
Purpose of contract	General
Contract start date	01/04/2006
Contract end date	

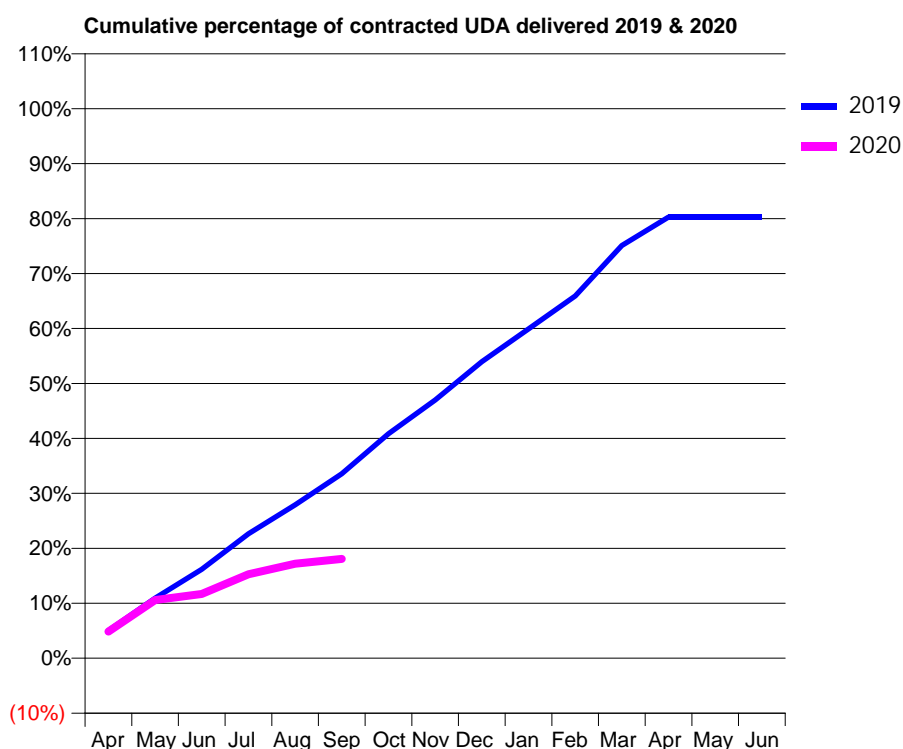
19/20 Contracted general activity (UDA)	8,350
Carry forward general activity (UDA)	0
19/20 Contracted orthodontic activity (UOA)	0
Carry forward orthodontic activity (UOA)	0
Baseline contract value	£215,205.55

ACCESS*

Patients seen in 24 months	Total	Change since previous quarter
Quarter ending September 2018	2,743	
Quarter ending December 2018	2,614	↓
Quarter ending March 2019	2,411	↓
Quarter ending June 2019	2,184	↓
Quarter ending September 2019	1,955	↓
Variance since September 2018	(28.7%)	↓



ACTIVITY



Adjusted Scheduled Activity (UDA)		
Month	2019	2020
April	420	405
May	913	884
June	1,351	975
July	1,892	1,276
August	2,332	1,436
September	2,803	1,509
October	3,410	
November	3,924	
December	4,506	
January	5,003	
February	5,505	
March	6,271	
April	6,703	
May	6,704	
June	6,704	

QUALITY

	Quantity	Base Number	Contract	AT	Region	England
% of FP17s for the same patient ID Re-attending within 3 months - Children	36	190	18.9%	11.0%	12.1%	11.5%
% of FP17s for the same patient ID Re-attending within 3 months - Adults	98	491	20.0%	16.2%	15.6%	15.4%
% of FP17s for the same patient ID Re-attending between 3 & 9 months - Children	75	190	39.5%	54.3%	61.2%	59.7%
% of FP17s for the same patient ID Re-attending between 3 & 9 months - Adults	189	491	38.5%	45.7%	54.3%	51.7%
% of FP17s for Band 1 Urgent Courses	104	588	17.7%	12.2%	9.1%	9.2%
% of FP17s Relating to Free Repair or Replacements	15	588	2.6%	0.9%	0.9%	0.7%
% of FP17s Relating to Continuations	5	588	0.9%	1.0%	1.0%	0.8%
% of Patients satisfied with the dentistry they have received	1	1	N/A	94.0%	94.4%	93.5%
% of Patients satisfied with the time they had to wait for an appointment	1	1	N/A	89.8%	88.1%	87.4%

* This is based on patients treated on this contract for their most recent course of treatment. Figures in italics indicate the base number of FP17s or Patient Questionnaire responses are less than 100. N/A is shown where the base number of responses is less than 10 during the period. % is calculated as Quantity/Base number*100

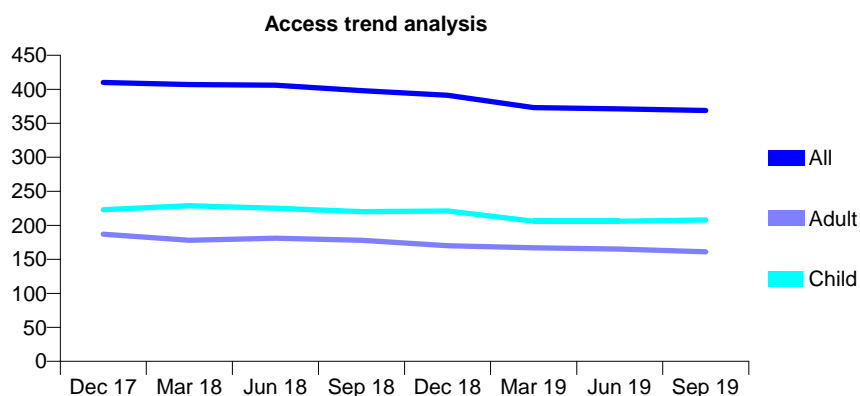
Q48 - Vital Signs At a Glance Contract Report for 325015/0001 - September 2019

Name or company name	MR SA CROSTON
Contract type name	GDS Contract
Purpose of contract	General
Contract start date	01/04/2006
Contract end date	

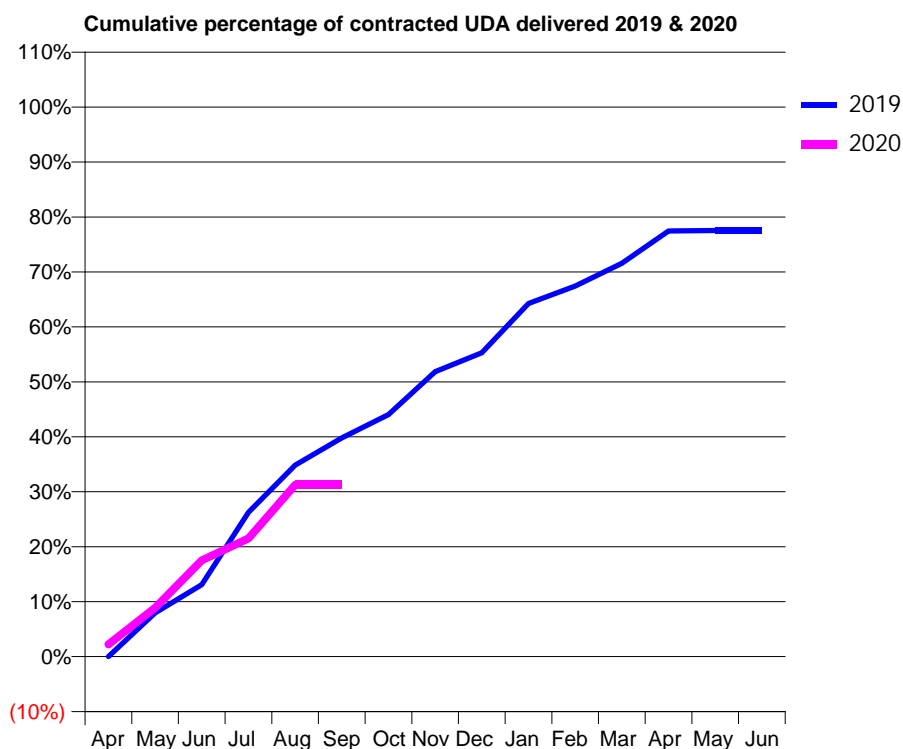
19/20 Contracted general activity (UDA)	1,200
Carry forward general activity (UDA)	0
19/20 Contracted orthodontic activity (UOA)	0
Carry forward orthodontic activity (UOA)	0
Baseline contract value	£31,465.44

ACCESS*

Patients seen in 24 months	Total	Change since previous quarter
Quarter ending September 2018	398	
Quarter ending December 2018	391	↓
Quarter ending March 2019	373	↓
Quarter ending June 2019	371	→
Quarter ending September 2019	369	→
Variance since September 2018	(7.3%)	↓



ACTIVITY



Month	Adjusted Scheduled Activity (UDA)	
	2019	2020
April	0	27
May	96	107
June	157	210
July	315	258
August	418	375
September	478	375
October	529	
November	622	
December	663	
January	771	
February	809	
March	859	
April	929	
May	930	
June	930	

QUALITY

	Quantity	Base Number	Contract	AT	Region	England
% of FP17s for the same patient ID Re-attending within 3 months - Children	8	152	5.3%	11.0%	12.1%	11.5%
% of FP17s for the same patient ID Re-attending within 3 months - Adults	18	108	16.7%	16.2%	15.6%	15.4%
% of FP17s for the same patient ID Re-attending between 3 & 9 months - Children	99	152	65.1%	54.3%	61.2%	59.7%
% of FP17s for the same patient ID Re-attending between 3 & 9 months - Adults	68	108	63.0%	45.7%	54.3%	51.7%
% of FP17s for Band 1 Urgent Courses	16	220	7.3%	12.2%	9.1%	9.2%
% of FP17s Relating to Free Repair or Replacements	1	220	0.5%	0.9%	0.9%	0.7%
% of FP17s Relating to Continuations	1	220	0.5%	1.0%	1.0%	0.8%
% of Patients satisfied with the dentistry they have received	0	0	N/A	94.0%	94.4%	93.5%
% of Patients satisfied with the time they had to wait for an appointment	0	0	N/A	89.8%	88.1%	87.4%

* This is based on patients treated on this contract for their most recent course of treatment. Figures in italics indicate the base number of FP17s or Patient Questionnaire responses are less than 100. N/A is shown where the base number of responses is less than 10 during the period. % is calculated as Quantity/Base number*100

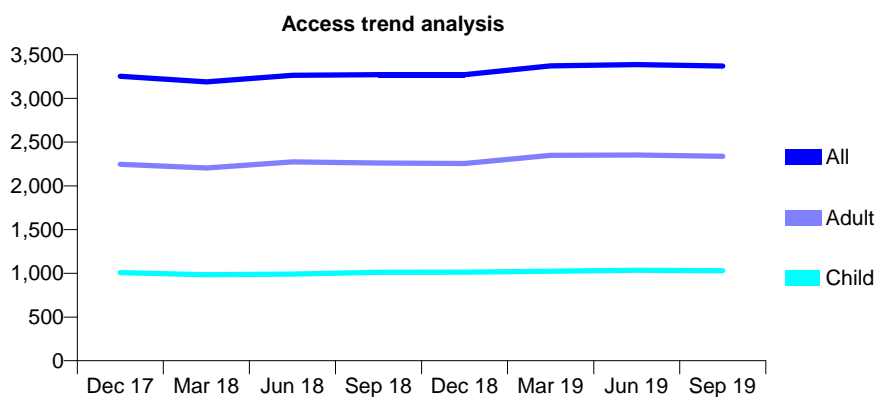
Q48 - Vital Signs At a Glance Contract Report for 325112/0001 - September 2019

Name or company name	MR DJ TILDSLEY
Contract type name	GDS Contract
Purpose of contract	General
Contract start date	01/04/2006
Contract end date	

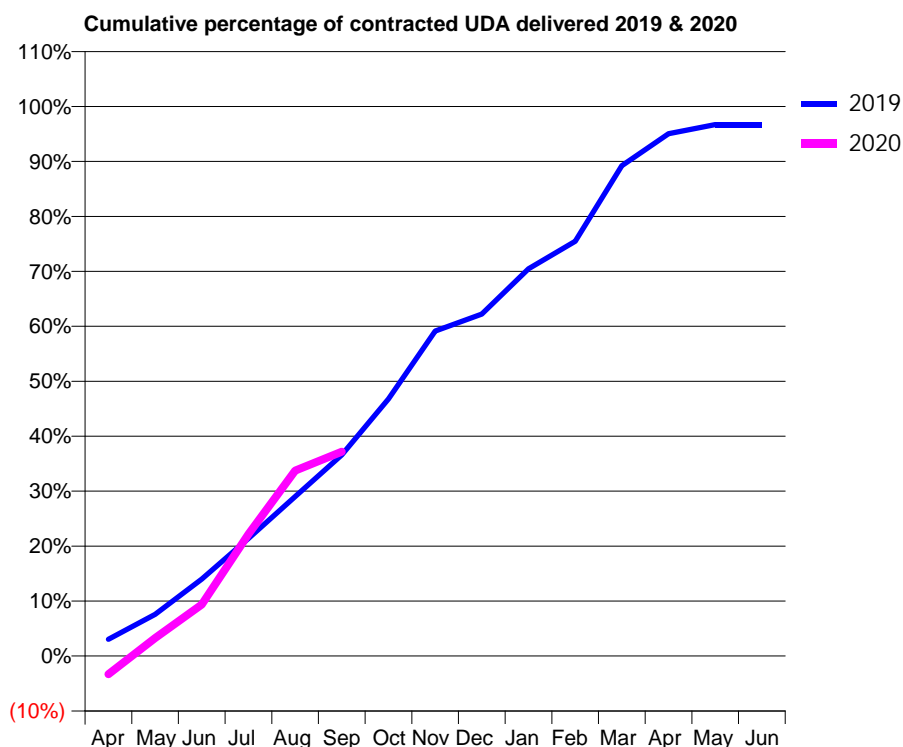
19/20 Contracted general activity (UDA)	10,904
Carry forward general activity (UDA)	360
19/20 Contracted orthodontic activity (UOA)	0
Carry forward orthodontic activity (UOA)	0
Baseline contract value	£350,239.99

ACCESS*

Patients seen in 24 months	Total	Change since previous quarter
Quarter ending September 2018	3,272	
Quarter ending December 2018	3,270	→
Quarter ending March 2019	3,373	↑
Quarter ending June 2019	3,387	→
Quarter ending September 2019	3,369	→
Variance since September 2018	3.0%	↑



ACTIVITY



Month	Adjusted Scheduled Activity (UDA)	
	2019	2020
April	331	-360
May	826	358
June	1,524	1,024
July	2,334	2,419
August	3,163	3,679
September	3,989	4,051
October	5,101	
November	6,447	
December	6,785	
January	7,684	
February	8,229	
March	9,729	
April	10,365	
May	10,543	
June	10,543	

QUALITY

	Quantity	Base Number	Contract	AT	Region	England
% of FP17s for the same patient ID Re-attending within 3 months - Children	44	955	4.6%	11.0%	12.1%	11.5%
% of FP17s for the same patient ID Re-attending within 3 months - Adults	203	1,322	15.4%	16.2%	15.6%	15.4%
% of FP17s for the same patient ID Re-attending between 3 & 9 months - Children	638	955	66.8%	54.3%	61.2%	59.7%
% of FP17s for the same patient ID Re-attending between 3 & 9 months - Adults	434	1,322	32.8%	45.7%	54.3%	51.7%
% of FP17s for Band 1 Urgent Courses	212	1,972	10.8%	12.2%	9.1%	9.2%
% of FP17s Relating to Free Repair or Replacements	36	1,972	1.8%	0.9%	0.9%	0.7%
% of FP17s Relating to Continuations	3	1,972	0.2%	1.0%	1.0%	0.8%
% of Patients satisfied with the dentistry they have received	3	3	N/A	94.0%	94.4%	93.5%
% of Patients satisfied with the time they had to wait for an appointment	3	3	N/A	89.8%	88.1%	87.4%

* This is based on patients treated on this contract for their most recent course of treatment. Figures in italics indicate the base number of FP17s or Patient Questionnaire responses are less than 100. N/A is shown where the base number of responses is less than 10 during the period. % is calculated as Quantity/Base number*100

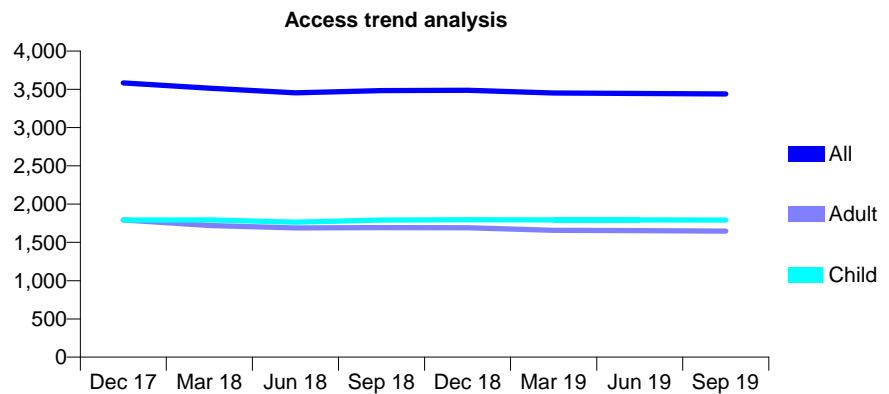
Q48 - Vital Signs At a Glance Contract Report for 328847/0001 - September 2019

Name or company name	MR PA DOYLE
Contract type name	GDS Contract
Purpose of contract	General
Contract start date	01/04/2006
Contract end date	

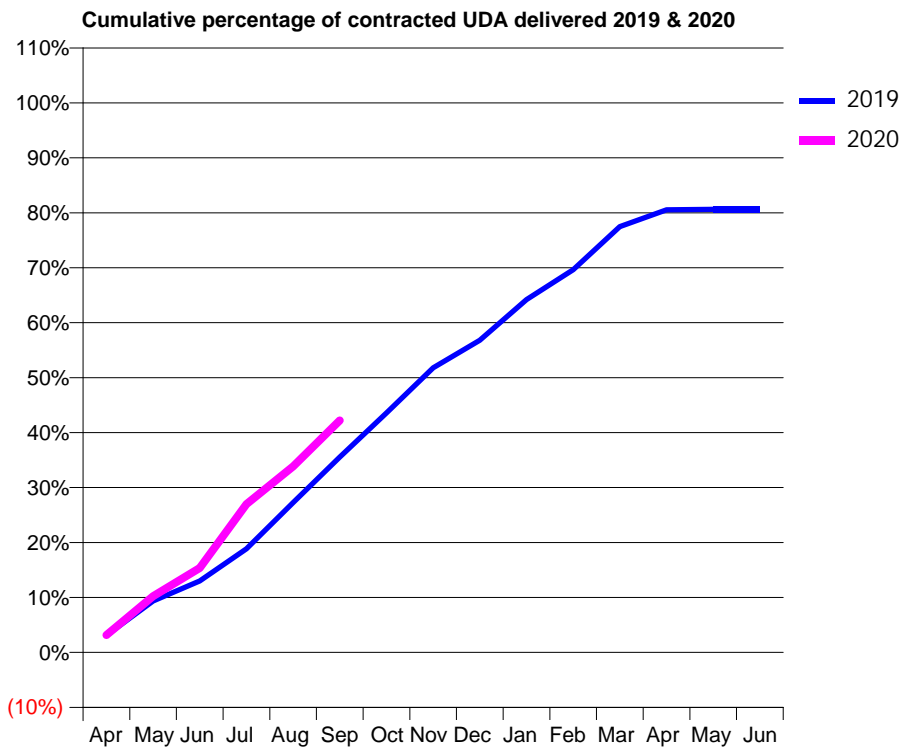
19/20 Contracted general activity (UDA)	12,787
Carry forward general activity (UDA)	0
19/20 Contracted orthodontic activity (UOA)	0
Carry forward orthodontic activity (UOA)	0
Baseline contract value	£374,512.03

ACCESS*

Patients seen in 24 months	Total	Change since previous quarter
Quarter ending September 2018	3,484	
Quarter ending December 2018	3,487	→
Quarter ending March 2019	3,451	↓
Quarter ending June 2019	3,446	→
Quarter ending September 2019	3,439	→
Variance since September 2018	(1.3%)	↓



ACTIVITY



Month	2019	2020
April	398	405
May	1,195	1,310
June	1,664	1,965
July	2,413	3,453
August	3,486	4,330
September	4,544	5,396
October	5,573	
November	6,624	
December	7,262	
January	8,210	
February	8,905	
March	9,906	
April	10,299	
May	10,310	
June	10,310	

QUALITY

	Quantity	Base Number	Contract	AT	Region	England
% of FP17s for the same patient ID Re-attending within 3 months - Children	82	1,095	7.5%	11.0%	12.1%	11.5%
% of FP17s for the same patient ID Re-attending within 3 months - Adults	213	954	22.3%	16.2%	15.6%	15.4%
% of FP17s for the same patient ID Re-attending between 3 & 9 months - Children	477	1,095	43.6%	54.3%	61.2%	59.7%
% of FP17s for the same patient ID Re-attending between 3 & 9 months - Adults	363	954	38.1%	45.7%	54.3%	51.7%
% of FP17s for Band 1 Urgent Courses	222	1,908	11.6%	12.2%	9.1%	9.2%
% of FP17s Relating to Free Repair or Replacements	0	1,908	0.0%	0.9%	0.9%	0.7%
% of FP17s Relating to Continuations	12	1,908	0.6%	1.0%	1.0%	0.8%
% of Patients satisfied with the dentistry they have received	0	0	N/A	94.0%	94.4%	93.5%
% of Patients satisfied with the time they had to wait for an appointment	0	0	N/A	89.8%	88.1%	87.4%

* This is based on patients treated on this contract for their most recent course of treatment. Figures in italics indicate the base number of FP17s or Patient Questionnaire responses are less than 100. N/A is shown where the base number of responses is less than 10 during the period. % is calculated as Quantity/Base number*100

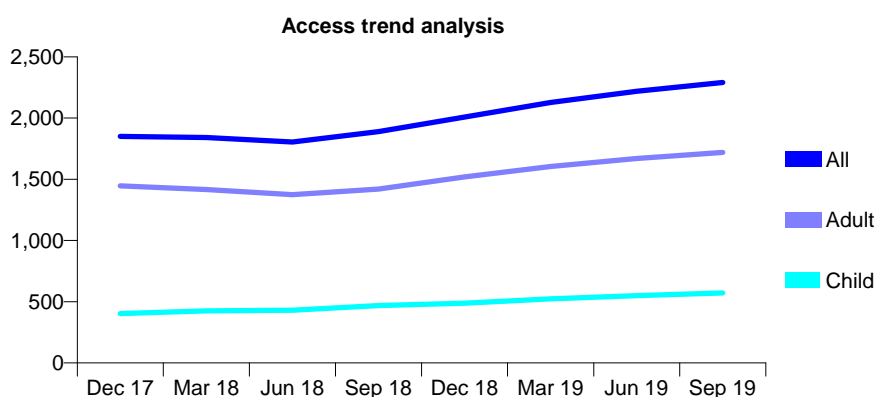
Q48 - Vital Signs At a Glance Contract Report for 357936/0001 - September 2019

Name or company name	MR SR LAKSHMIAH
Contract type name	GDS Contract
Purpose of contract	General
Contract start date	01/04/2006
Contract end date	

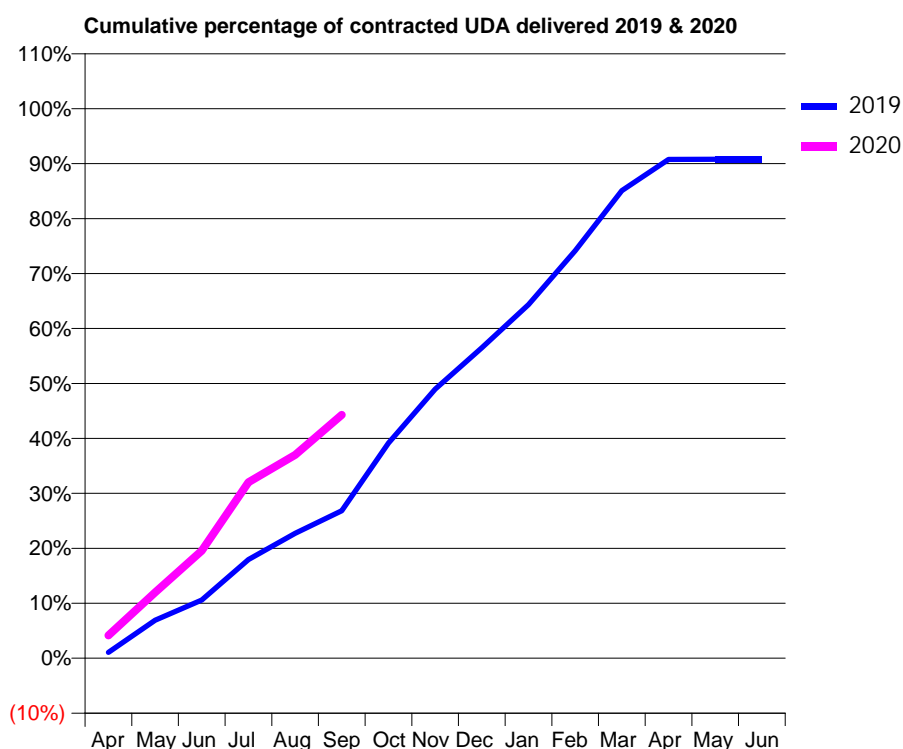
19/20 Contracted general activity (UDA)	9,108
Carry forward general activity (UDA)	0
19/20 Contracted orthodontic activity (UOA)	0
Carry forward orthodontic activity (UOA)	0
Baseline contract value	£240,451.20

ACCESS*

Patients seen in 24 months	Total	Change since previous quarter
Quarter ending September 2018	1,889	
Quarter ending December 2018	2,008	↑
Quarter ending March 2019	2,127	↑
Quarter ending June 2019	2,220	↑
Quarter ending September 2019	2,291	↑
Variance since September 2018	21.3%	↑



ACTIVITY



Month	2019	2020
April	87	380
May	561	1,091
June	860	1,781
July	1,458	2,915
August	1,842	3,369
September	2,177	4,032
October	3,174	
November	3,969	
December	4,580	
January	5,217	
February	6,013	
March	6,900	
April	7,358	
May	7,362	
June	7,362	

QUALITY

	Quantity	Base Number	Contract	AT	Region	England
% of FP17s for the same patient ID Re-attending within 3 months - Children	46	435	10.6%	11.0%	12.1%	11.5%
% of FP17s for the same patient ID Re-attending within 3 months - Adults	138	1,126	12.3%	16.2%	15.6%	15.4%
% of FP17s for the same patient ID Re-attending between 3 & 9 months - Children	178	435	40.9%	54.3%	61.2%	59.7%
% of FP17s for the same patient ID Re-attending between 3 & 9 months - Adults	373	1,126	33.1%	45.7%	54.3%	51.7%
% of FP17s for Band 1 Urgent Courses	239	1,442	16.6%	12.2%	9.1%	9.2%
% of FP17s Relating to Free Repair or Replacements	0	1,442	0.0%	0.9%	0.9%	0.7%
% of FP17s Relating to Continuations	0	1,442	0.0%	1.0%	1.0%	0.8%
% of Patients satisfied with the dentistry they have received	1	1	N/A	94.0%	94.4%	93.5%
% of Patients satisfied with the time they had to wait for an appointment	1	1	N/A	89.8%	88.1%	87.4%

* This is based on patients treated on this contract for their most recent course of treatment. Figures in italics indicate the base number of FP17s or Patient Questionnaire responses are less than 100. N/A is shown where the base number of responses is less than 10 during the period. % is calculated as Quantity/Base number*100

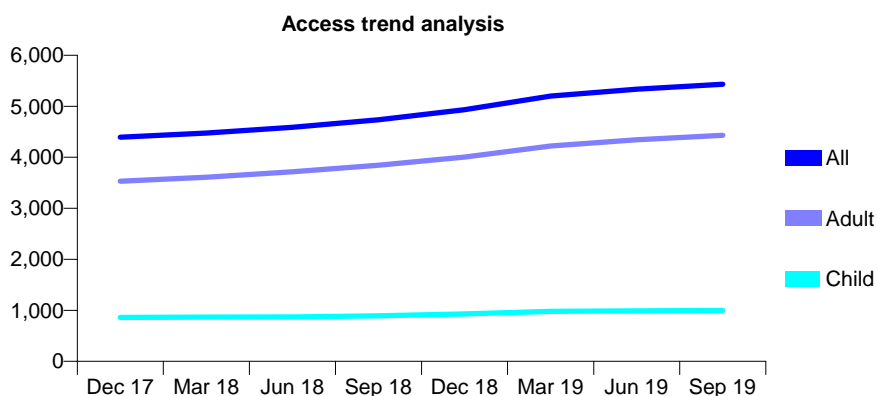
Q48 - Vital Signs At a Glance Contract Report for 358754/0001 - September 2019

Name or company name	Devaki Divakar
Contract type name	GDS Contract
Purpose of contract	General
Contract start date	01/01/2008
Contract end date	

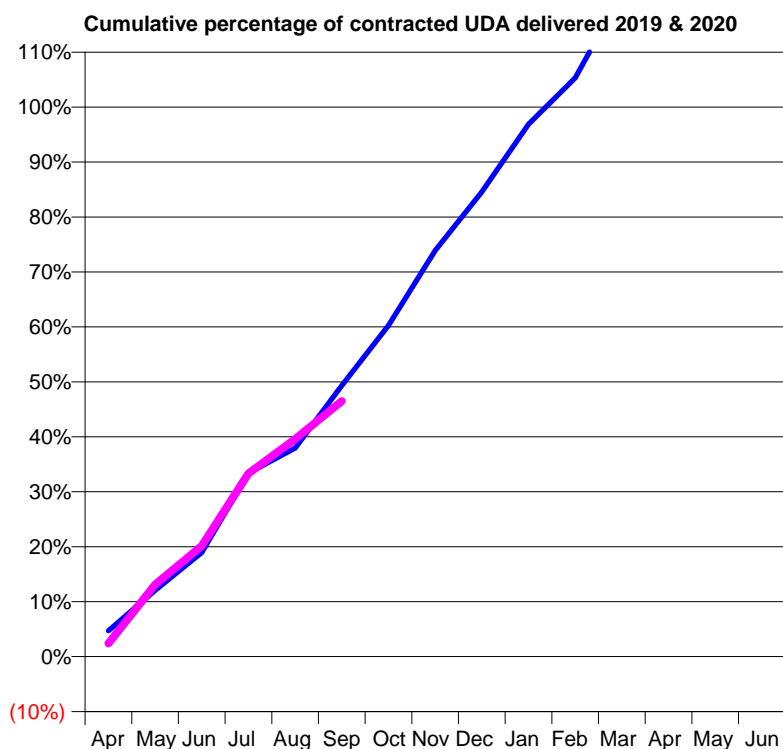
19/20 Contracted general activity (UDA)	11,926
Carry forward general activity (UDA)	0
19/20 Contracted orthodontic activity (UOA)	0
Carry forward orthodontic activity (UOA)	0
Baseline contract value	£409,066.07

ACCESS*

Patients seen in 24 months	Total	Change since previous quarter
Quarter ending September 2018	4,736	
Quarter ending December 2018	4,934	↑
Quarter ending March 2019	5,202	↑
Quarter ending June 2019	5,334	↑
Quarter ending September 2019	5,431	→
Variance since September 2018	14.7%	↑



ACTIVITY



Month	Adjusted Scheduled Activity (UDA)	
	2019	2020
April	560	288
May	1,440	1,564
June	2,258	2,402
July	3,980	3,975
August	4,528	4,720
September	5,883	5,546
October	7,188	
November	8,815	
December	10,085	
January	11,555	
February	12,562	
March	14,375	
April	14,800	
May	14,805	
June	14,847	

QUALITY

	Quantity	Base Number	Contract	AT	Region	England
% of FP17s for the same patient ID Re-attending within 3 months - Children	46	579	7.9%	11.0%	12.1%	11.5%
% of FP17s for the same patient ID Re-attending within 3 months - Adults	366	2,485	14.7%	16.2%	15.6%	15.4%
% of FP17s for the same patient ID Re-attending between 3 & 9 months - Children	237	579	40.9%	54.3%	61.2%	59.7%
% of FP17s for the same patient ID Re-attending between 3 & 9 months - Adults	621	2,485	25.0%	45.7%	54.3%	51.7%
% of FP17s for Band 1 Urgent Courses	1,477	2,851	51.8%	12.2%	9.1%	9.2%
% of FP17s Relating to Free Repair or Replacements	64	2,851	2.2%	0.9%	0.9%	0.7%
% of FP17s Relating to Continuations	2	2,851	0.1%	1.0%	1.0%	0.8%
% of Patients satisfied with the dentistry they have received	1	1	N/A	94.0%	94.4%	93.5%
% of Patients satisfied with the time they had to wait for an appointment	1	1	N/A	89.8%	88.1%	87.4%

* This is based on patients treated on this contract for their most recent course of treatment. Figures in italics indicate the base number of FP17s or Patient Questionnaire responses are less than 100. N/A is shown where the base number of responses is less than 10 during the period. % is calculated as Quantity/Base number*100

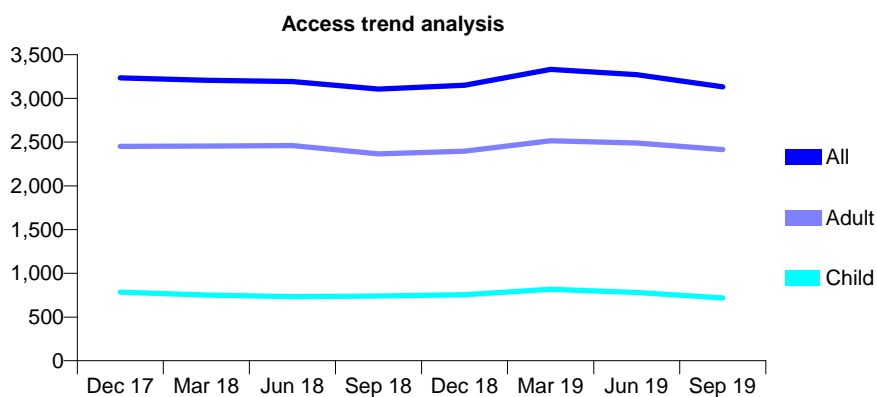
Q48 - Vital Signs At a Glance Contract Report for 383732/0001 - September 2019

Name or company name	Belle Vale Dental Practice
Contract type name	GDS Contract
Purpose of contract	General
Contract start date	01/04/2006
Contract end date	

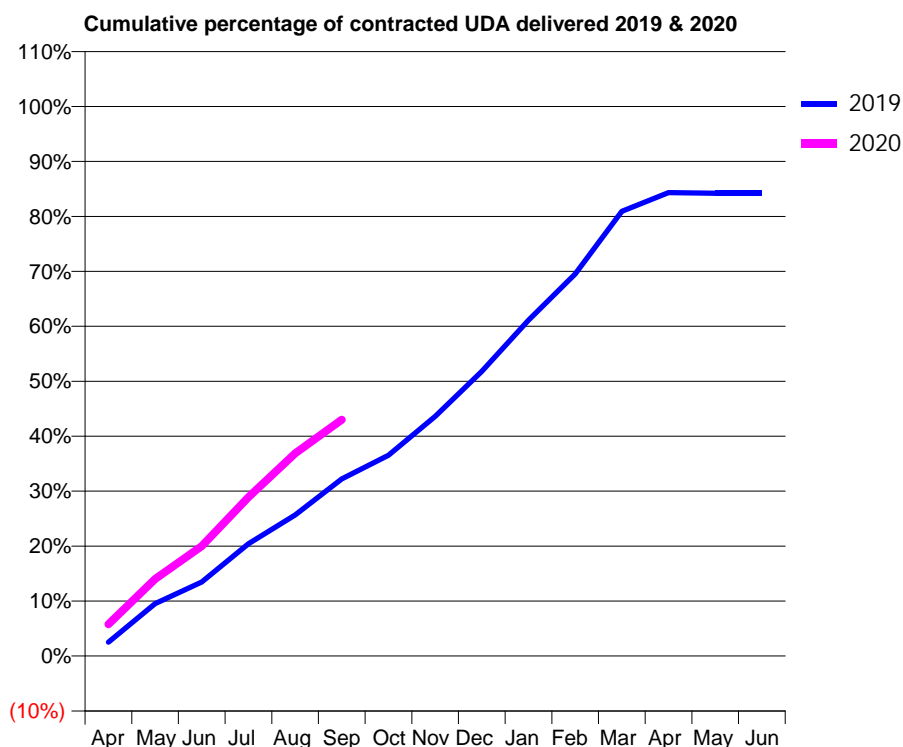
19/20 Contracted general activity (UDA)	11,178
Carry forward general activity (UDA)	0
19/20 Contracted orthodontic activity (UOA)	0
Carry forward orthodontic activity (UOA)	0
Baseline contract value	£295,154.80

ACCESS*

Patients seen in 24 months	Total	Change since previous quarter
Quarter ending September 2018	3,107	
Quarter ending December 2018	3,150	→
Quarter ending March 2019	3,332	↑
Quarter ending June 2019	3,270	↓
Quarter ending September 2019	3,132	↓
Variance since September 2018	0.8%	→



ACTIVITY



Month	Adjusted Scheduled Activity (UDA)	
	2019	2020
April	281	648
May	1,068	1,566
June	1,506	2,234
July	2,283	3,231
August	2,871	4,122
September	3,600	4,809
October	4,085	
November	4,876	
December	5,789	
January	6,833	
February	7,773	
March	9,045	
April	9,425	
May	9,414	
June	9,414	

QUALITY

	Quantity	Base Number	Contract	AT	Region	England
% of FP17s for the same patient ID Re-attending within 3 months - Children	70	600	11.7%	11.0%	12.1%	11.5%
% of FP17s for the same patient ID Re-attending within 3 months - Adults	282	1,594	17.7%	16.2%	15.6%	15.4%
% of FP17s for the same patient ID Re-attending between 3 & 9 months - Children	307	600	51.2%	54.3%	61.2%	59.7%
% of FP17s for the same patient ID Re-attending between 3 & 9 months - Adults	652	1,594	40.9%	45.7%	54.3%	51.7%
% of FP17s for Band 1 Urgent Courses	311	2,024	15.4%	12.2%	9.1%	9.2%
% of FP17s Relating to Free Repair or Replacements	6	2,024	0.3%	0.9%	0.9%	0.7%
% of FP17s Relating to Continuations	8	2,024	0.4%	1.0%	1.0%	0.8%
% of Patients satisfied with the dentistry they have received	0	0	N/A	94.0%	94.4%	93.5%
% of Patients satisfied with the time they had to wait for an appointment	0	0	N/A	89.8%	88.1%	87.4%

* This is based on patients treated on this contract for their most recent course of treatment. Figures in italics indicate the base number of FP17s or Patient Questionnaire responses are less than 100. N/A is shown where the base number of responses is less than 10 during the period. % is calculated as Quantity/Base number*100

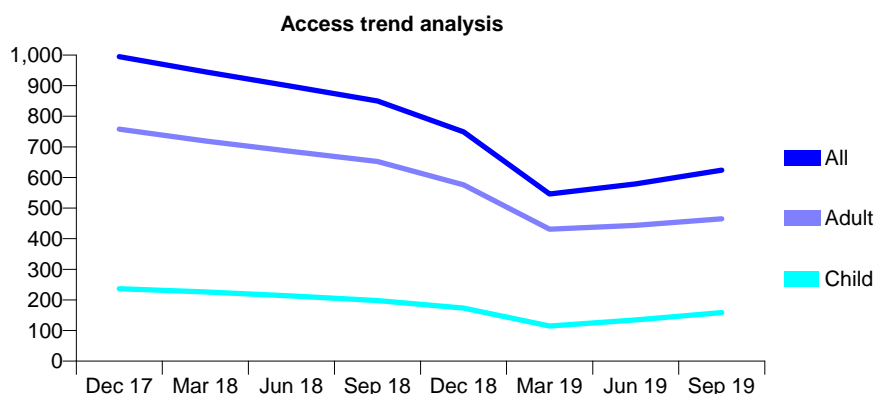
Q48 - Vital Signs At a Glance Contract Report for 383732/0003 - September 2019

Name or company name	Belle Vale Dental Practice
Contract type name	GDS Contract
Purpose of contract	General
Contract start date	01/04/2006
Contract end date	

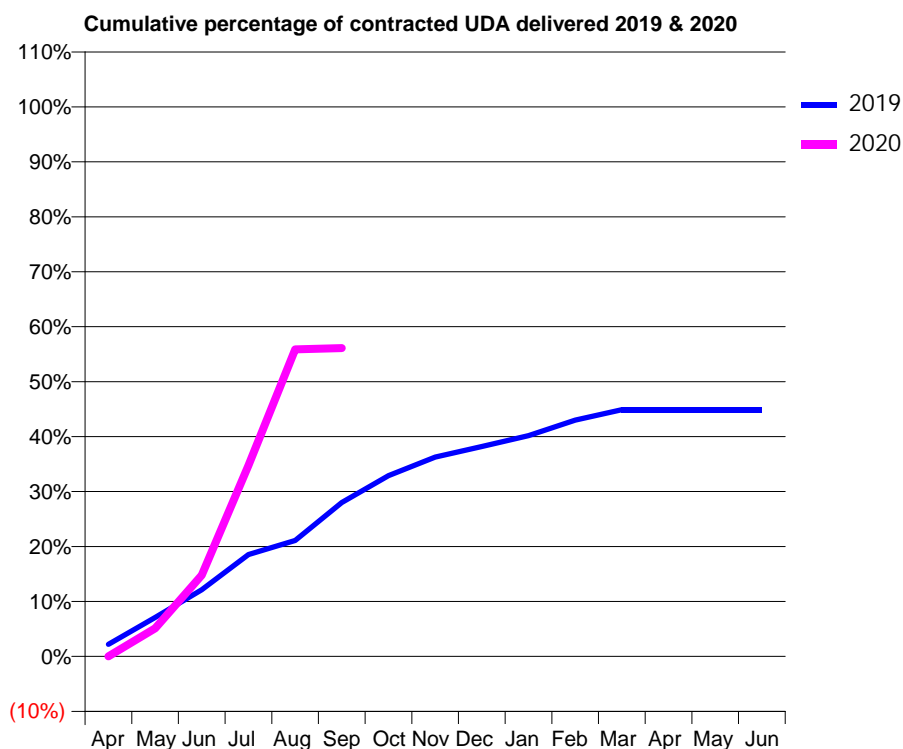
19/20 Contracted general activity (UDA)	2,380
Carry forward general activity (UDA)	0
19/20 Contracted orthodontic activity (UOA)	0
Carry forward orthodontic activity (UOA)	0
Baseline contract value	£53,216.86

ACCESS*

Patients seen in 24 months	Total	Change since previous quarter
Quarter ending September 2018	850	
Quarter ending December 2018	749	↓
Quarter ending March 2019	546	↓
Quarter ending June 2019	579	↑
Quarter ending September 2019	624	↑
Variance since September 2018	(26.6%)	↓



ACTIVITY



Month	Adjusted Scheduled Activity (UDA)	
	2019	2020
April	52	0
May	169	122
June	288	352
July	441	828
August	502	1,330
September	666	1,335
October	783	
November	863	
December	910	
January	956	
February	1,024	
March	1,069	
April	1,069	
May	1,069	
June	1,069	

QUALITY

	Quantity	Base Number	Contract	AT	Region	England
% of FP17s for the same patient ID Re-attending within 3 months - Children	1	103	1.0%	11.0%	12.1%	11.5%
% of FP17s for the same patient ID Re-attending within 3 months - Adults	22	268	8.2%	16.2%	15.6%	15.4%
% of FP17s for the same patient ID Re-attending between 3 & 9 months - Children	4	103	3.9%	54.3%	61.2%	59.7%
% of FP17s for the same patient ID Re-attending between 3 & 9 months - Adults	4	268	1.5%	45.7%	54.3%	51.7%
% of FP17s for Band 1 Urgent Courses	34	369	9.2%	12.2%	9.1%	9.2%
% of FP17s Relating to Free Repair or Replacements	2	369	0.5%	0.9%	0.9%	0.7%
% of FP17s Relating to Continuations	2	369	0.5%	1.0%	1.0%	0.8%
% of Patients satisfied with the dentistry they have received	0	0	N/A	94.0%	94.4%	93.5%
% of Patients satisfied with the time they had to wait for an appointment	0	0	N/A	89.8%	88.1%	87.4%

* This is based on patients treated on this contract for their most recent course of treatment. Figures in italics indicate the base number of FP17s or Patient Questionnaire responses are less than 100. N/A is shown where the base number of responses is less than 10 during the period. % is calculated as Quantity/Base number*100

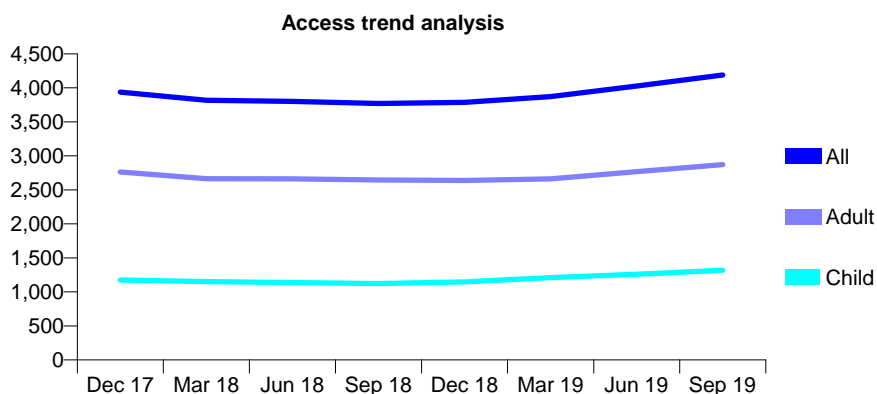
Q48 - Vital Signs At a Glance Contract Report for 568147/0001 - September 2019

Name or company name	Speke Dental Practice
Contract type name	GDS Contract
Purpose of contract	General
Contract start date	01/04/2006
Contract end date	

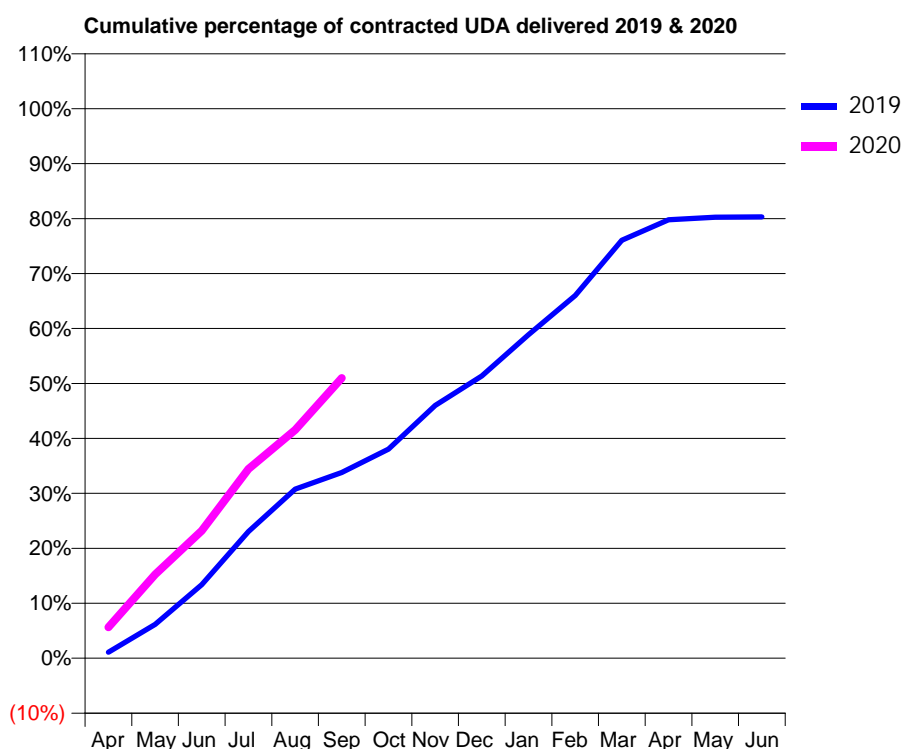
19/20 Contracted general activity (UDA)	11,616
Carry forward general activity (UDA)	0
19/20 Contracted orthodontic activity (UOA)	0
Carry forward orthodontic activity (UOA)	0
Baseline contract value	£306,720.18

ACCESS*

Patients seen in 24 months	Total	Change since previous quarter
Quarter ending September 2018	3,770	
Quarter ending December 2018	3,788	→
Quarter ending March 2019	3,872	↑
Quarter ending June 2019	4,027	↑
Quarter ending September 2019	4,190	↑
Variance since September 2018	11.1%	↑



ACTIVITY



Month	2019	2020
April	128	654
May	717	1,772
June	1,553	2,698
July	2,679	4,002
August	3,574	4,827
September	3,925	5,922
October	4,422	
November	5,342	
December	5,966	
January	6,840	
February	7,665	
March	8,833	
April	9,267	
May	9,322	
June	9,330	

QUALITY

	Quantity	Base Number	Contract	AT	Region	England
% of FP17s for the same patient ID Re-attending within 3 months - Children	83	923	9.0%	11.0%	12.1%	11.5%
% of FP17s for the same patient ID Re-attending within 3 months - Adults	423	2,108	20.1%	16.2%	15.6%	15.4%
% of FP17s for the same patient ID Re-attending between 3 & 9 months - Children	375	923	40.6%	54.3%	61.2%	59.7%
% of FP17s for the same patient ID Re-attending between 3 & 9 months - Adults	728	2,108	34.5%	45.7%	54.3%	51.7%
% of FP17s for Band 1 Urgent Courses	537	2,793	19.2%	12.2%	9.1%	9.2%
% of FP17s Relating to Free Repair or Replacements	1	2,793	0.0%	0.9%	0.9%	0.7%
% of FP17s Relating to Continuations	13	2,793	0.5%	1.0%	1.0%	0.8%
% of Patients satisfied with the dentistry they have received	0	0	N/A	94.0%	94.4%	93.5%
% of Patients satisfied with the time they had to wait for an appointment	0	0	N/A	89.8%	88.1%	87.4%

* This is based on patients treated on this contract for their most recent course of treatment.

Figures in italics indicate the base number of FP17s or Patient Questionnaire responses are less than 100. N/A is shown where the base number of responses is less than 10 during the period. % is calculated as Quantity/Base number*100

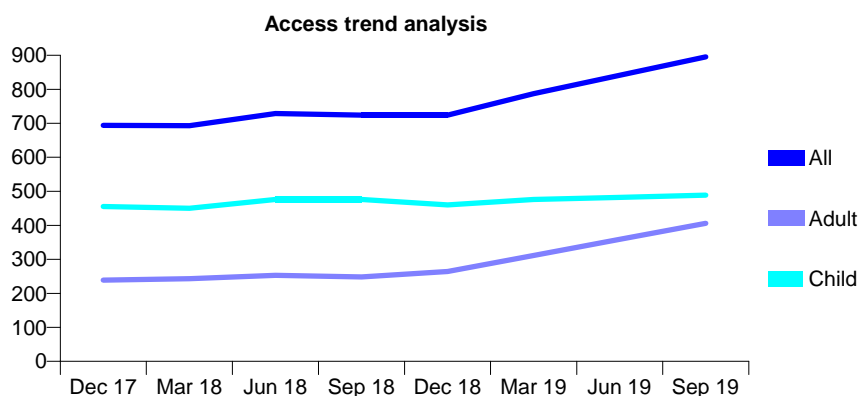
Q48 - Vital Signs At a Glance Contract Report for 573140/0001 - September 2019

Name or company name	MR MJ FORDE
Contract type name	GDS Contract
Purpose of contract	General
Contract start date	01/04/2006
Contract end date	

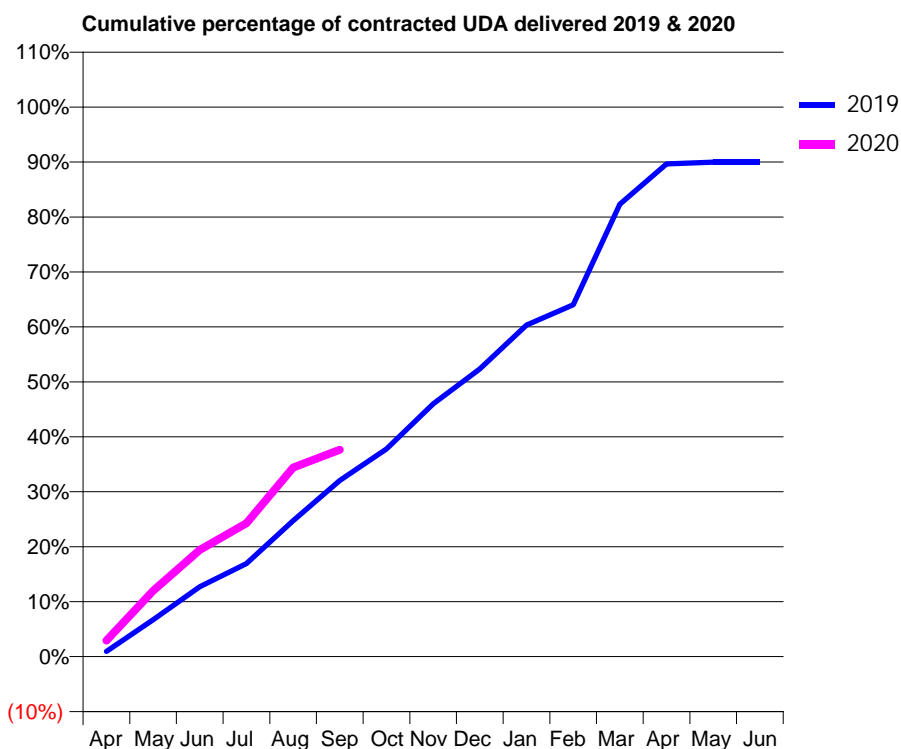
19/20 Contracted general activity (UDA)	2,000
Carry forward general activity (UDA)	0
19/20 Contracted orthodontic activity (UOA)	0
Carry forward orthodontic activity (UOA)	0
Baseline contract value	£52,809.94

ACCESS*

Patients seen in 24 months	Total	Change since previous quarter
Quarter ending September 2018	724	
Quarter ending December 2018	724	→
Quarter ending March 2019	787	↑
Quarter ending June 2019	841	↑
Quarter ending September 2019	895	↑
Variance since September 2018	23.6%	↑



ACTIVITY



Month	Adjusted Scheduled Activity (UDA)	
	2019	2020
April	19	58
May	134	240
June	254	388
July	339	486
August	495	688
September	641	753
October	756	
November	920	
December	1,047	
January	1,207	
February	1,281	
March	1,646	
April	1,793	
May	1,799	
June	1,799	

QUALITY

	Quantity	Base Number	Contract	AT	Region	England
% of FP17s for the same patient ID Re-attending within 3 months - Children	32	229	14.0%	11.0%	12.1%	11.5%
% of FP17s for the same patient ID Re-attending within 3 months - Adults	22	197	11.2%	16.2%	15.6%	15.4%
% of FP17s for the same patient ID Re-attending between 3 & 9 months - Children	66	229	28.8%	54.3%	61.2%	59.7%
% of FP17s for the same patient ID Re-attending between 3 & 9 months - Adults	26	197	13.2%	45.7%	54.3%	51.7%
% of FP17s for Band 1 Urgent Courses	34	354	9.6%	12.2%	9.1%	9.2%
% of FP17s Relating to Free Repair or Replacements	1	354	0.3%	0.9%	0.9%	0.7%
% of FP17s Relating to Continuations	0	354	0.0%	1.0%	1.0%	0.8%
% of Patients satisfied with the dentistry they have received	1	1	N/A	94.0%	94.4%	93.5%
% of Patients satisfied with the time they had to wait for an appointment	1	1	N/A	89.8%	88.1%	87.4%

* This is based on patients treated on this contract for their most recent course of treatment. Figures in italics indicate the base number of FP17s or Patient Questionnaire responses are less than 100. N/A is shown where the base number of responses is less than 10 during the period. % is calculated as Quantity/Base number*100

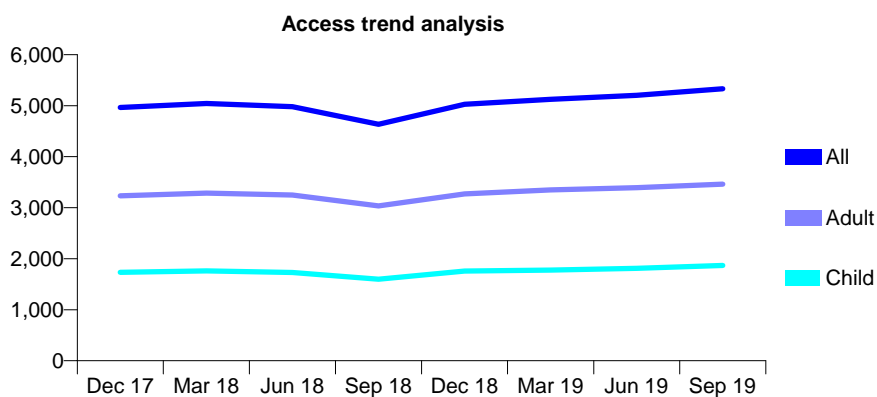
Q48 - Vital Signs At a Glance Contract Report for 576107/0001 - September 2019

Name or company name	MR NP MARRAY
Contract type name	GDS Contract
Purpose of contract	General
Contract start date	01/04/2006
Contract end date	

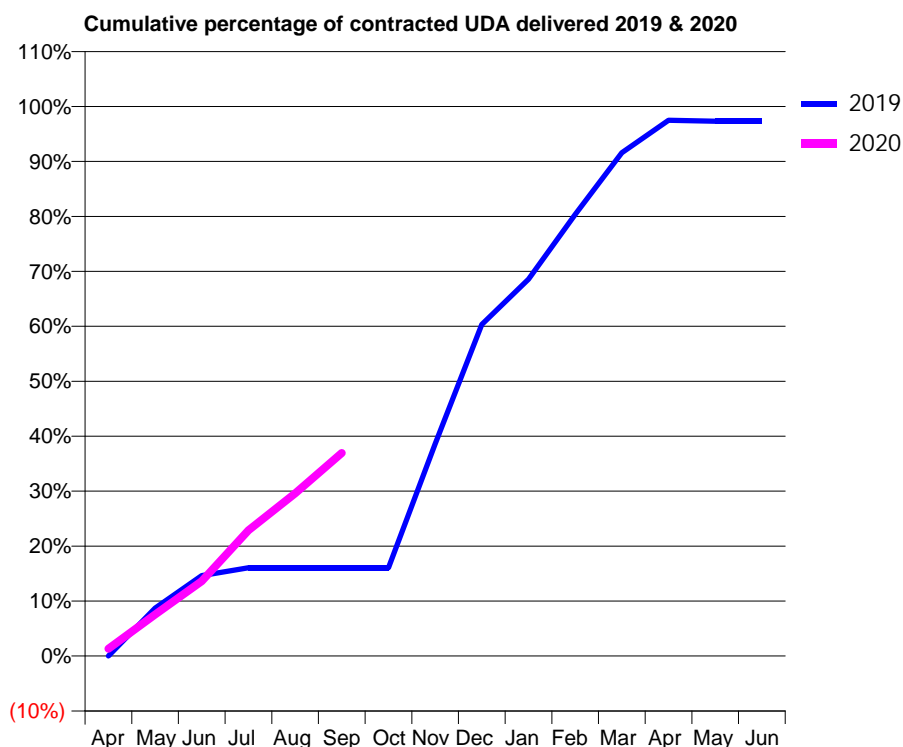
19/20 Contracted general activity (UDA)	13,731
Carry forward general activity (UDA)	371
19/20 Contracted orthodontic activity (UOA)	0
Carry forward orthodontic activity (UOA)	0
Baseline contract value	£362,566.71

ACCESS*

Patients seen in 24 months	Total	Change since previous quarter
Quarter ending September 2018	4,635	
Quarter ending December 2018	5,030	↑
Quarter ending March 2019	5,125	→
Quarter ending June 2019	5,205	→
Quarter ending September 2019	5,332	↑
Variance since September 2018	15.0%	↑



ACTIVITY



Month	Adjusted Scheduled Activity (UDA)	
	2019	2020
April	0	182
May	1,198	1,037
June	2,012	1,870
July	2,203	3,141
August	2,203	4,066
September	2,203	5,074
October	2,203	
November	5,306	
December	8,283	
January	9,415	
February	11,033	
March	12,575	
April	13,387	
May	13,364	
June	13,360	

QUALITY

	Quantity	Base Number	Contract	AT	Region	England
% of FP17s for the same patient ID Re-attending within 3 months - Children	173	1,192	14.5%	11.0%	12.1%	11.5%
% of FP17s for the same patient ID Re-attending within 3 months - Adults	349	1,954	17.9%	16.2%	15.6%	15.4%
% of FP17s for the same patient ID Re-attending between 3 & 9 months - Children	550	1,192	46.1%	54.3%	61.2%	59.7%
% of FP17s for the same patient ID Re-attending between 3 & 9 months - Adults	788	1,954	40.3%	45.7%	54.3%	51.7%
% of FP17s for Band 1 Urgent Courses	390	2,819	13.8%	12.2%	9.1%	9.2%
% of FP17s Relating to Free Repair or Replacements	13	2,819	0.5%	0.9%	0.9%	0.7%
% of FP17s Relating to Continuations	3	2,819	0.1%	1.0%	1.0%	0.8%
% of Patients satisfied with the dentistry they have received	8	8	N/A	94.0%	94.4%	93.5%
% of Patients satisfied with the time they had to wait for an appointment	7	8	N/A	89.8%	88.1%	87.4%

* This is based on patients treated on this contract for their most recent course of treatment. Figures in italics indicate the base number of FP17s or Patient Questionnaire responses are less than 100. N/A is shown where the base number of responses is less than 10 during the period. % is calculated as Quantity/Base number*100

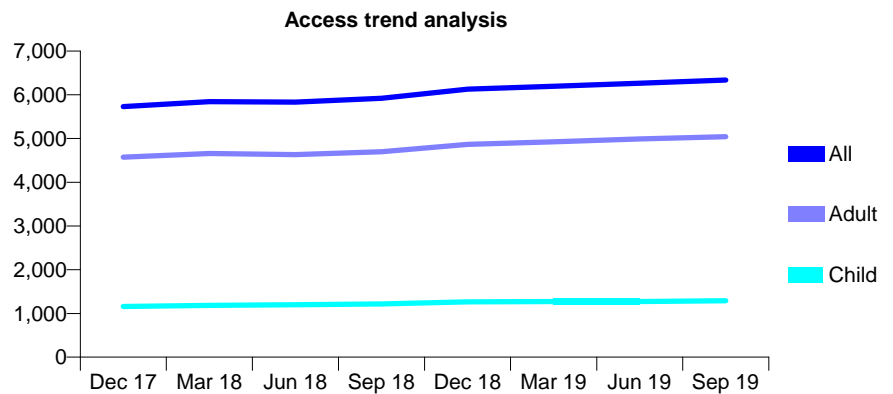
Q48 - Vital Signs At a Glance Contract Report for 577197/0001 - September 2019

Name or company name	MR JN LEA
Contract type name	PDS Contract
Purpose of contract	General
Contract start date	01/04/2006
Contract end date	31/03/2021

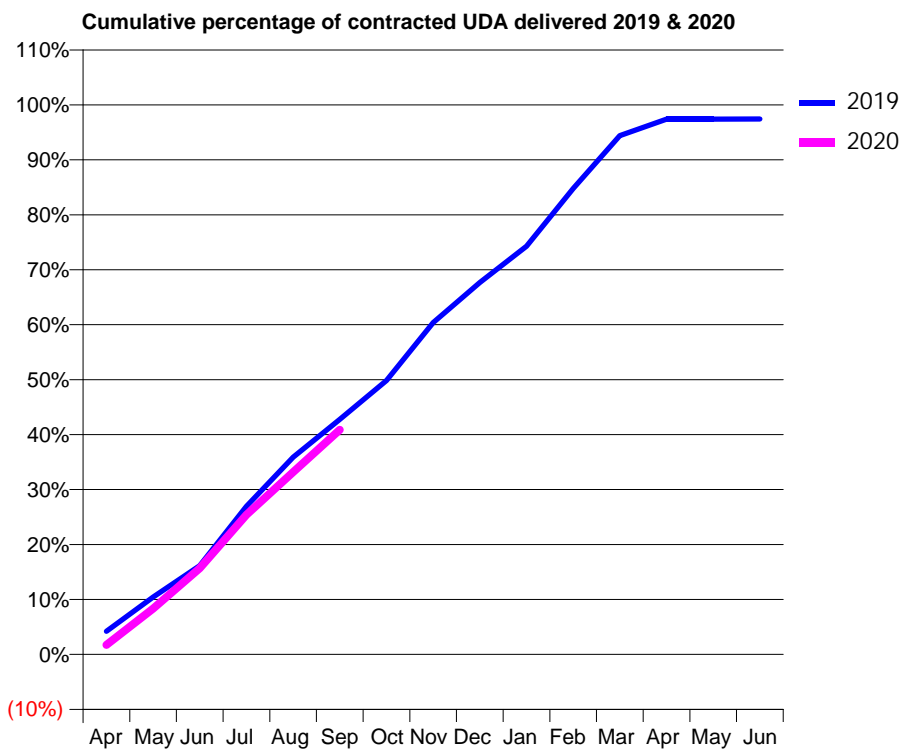
19/20 Contracted general activity (UDA)	18,596
Carry forward general activity (UDA)	481
19/20 Contracted orthodontic activity (UOA)	0
Carry forward orthodontic activity (UOA)	0
Baseline contract value	£644,375.58

ACCESS*

Patients seen in 24 months	Total	Change since previous quarter
Quarter ending September 2018	5,919	
Quarter ending December 2018	6,130	↑
Quarter ending March 2019	6,196	→
Quarter ending June 2019	6,264	→
Quarter ending September 2019	6,336	→
Variance since September 2018	7.0%	↑



ACTIVITY



Month	2019	2020
April	783	324
May	1,945	1,548
June	3,005	2,916
July	5,011	4,728
August	6,675	6,171
September	7,954	7,602
October	9,265	
November	11,229	
December	12,586	
January	13,811	
February	15,766	
March	17,550	
April	18,111	
May	18,111	
June	18,114	

QUALITY

	Quantity	Base Number	Contract	AT	Region	England
% of FP17s for the same patient ID Re-attending within 3 months - Children	57	1,005	5.7%	11.0%	12.1%	11.5%
% of FP17s for the same patient ID Re-attending within 3 months - Adults	639	4,029	15.9%	16.2%	15.6%	15.4%
% of FP17s for the same patient ID Re-attending between 3 & 9 months - Children	708	1,005	70.4%	54.3%	61.2%	59.7%
% of FP17s for the same patient ID Re-attending between 3 & 9 months - Adults	2,511	4,029	62.3%	45.7%	54.3%	51.7%
% of FP17s for Band 1 Urgent Courses	270	4,251	6.4%	12.2%	9.1%	9.2%
% of FP17s Relating to Free Repair or Replacements	22	4,251	0.5%	0.9%	0.9%	0.7%
% of FP17s Relating to Continuations	96	4,251	2.3%	1.0%	1.0%	0.8%
% of Patients satisfied with the dentistry they have received	6	6	N/A	94.0%	94.4%	93.5%
% of Patients satisfied with the time they had to wait for an appointment	6	6	N/A	89.8%	88.1%	87.4%

* This is based on patients treated on this contract for their most recent course of treatment. Figures in italics indicate the base number of FP17s or Patient Questionnaire responses are less than 100. N/A is shown where the base number of responses is less than 10 during the period. % is calculated as Quantity/Base number*100

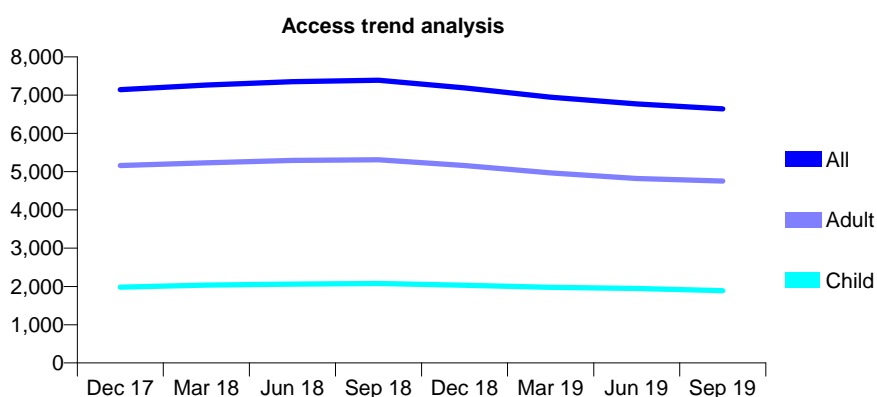
Q48 - Vital Signs At a Glance Contract Report for 635324/0001 - September 2019

Name or company name	County Road Dental Practice
Contract type name	GDS Contract
Purpose of contract	General and Orthodontic
Contract start date	01/04/2006
Contract end date	

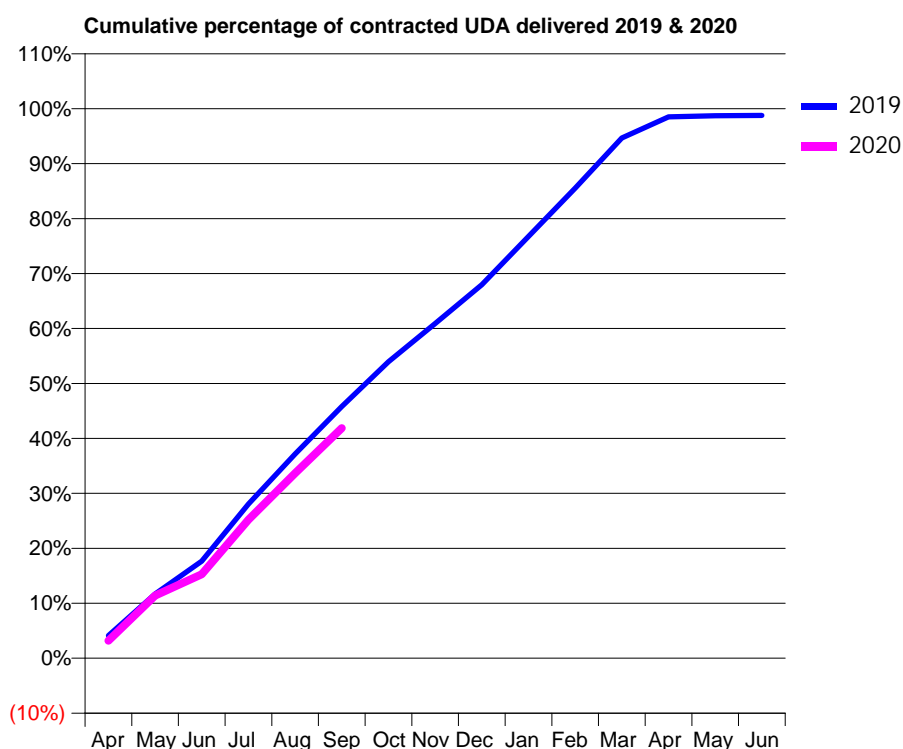
19/20 Contracted general activity (UDA)	22,067
Carry forward general activity (UDA)	272
19/20 Contracted orthodontic activity (UOA)	0
Carry forward orthodontic activity (UOA)	0
Baseline contract value	£579,394.78

ACCESS*

Patients seen in 24 months	Total	Change since previous quarter
Quarter ending September 2018	7,388	
Quarter ending December 2018	7,189	↓
Quarter ending March 2019	6,946	↓
Quarter ending June 2019	6,770	↓
Quarter ending September 2019	6,641	↓
Variance since September 2018	(10.1%)	↓



ACTIVITY



Month	2019	2020
April	909	706
May	2,583	2,522
June	3,902	3,372
July	6,194	5,563
August	8,205	7,438
September	10,110	9,238
October	11,906	
November	13,446	
December	14,997	
January	16,933	
February	18,881	
March	20,888	
April	21,740	
May	21,781	
June	21,795	

QUALITY

	Quantity	Base Number	Contract	AT	Region	England
% of FP17s for the same patient ID Re-attending within 3 months - Children	158	1,362	11.6%	11.0%	12.1%	11.5%
% of FP17s for the same patient ID Re-attending within 3 months - Adults	516	3,104	16.6%	16.2%	15.6%	15.4%
% of FP17s for the same patient ID Re-attending between 3 & 9 months - Children	732	1,362	53.7%	54.3%	61.2%	59.7%
% of FP17s for the same patient ID Re-attending between 3 & 9 months - Adults	1,568	3,104	50.5%	45.7%	54.3%	51.7%
% of FP17s for Band 1 Urgent Courses	450	4,097	11.0%	12.2%	9.1%	9.2%
% of FP17s Relating to Free Repair or Replacements	28	4,097	0.7%	0.9%	0.9%	0.7%
% of FP17s Relating to Continuations	8	4,097	0.2%	1.0%	1.0%	0.8%
% of Patients satisfied with the dentistry they have received	0	0	N/A	94.0%	94.4%	93.5%
% of Patients satisfied with the time they had to wait for an appointment	0	0	N/A	89.8%	88.1%	87.4%

* This is based on patients treated on this contract for their most recent course of treatment.

Figures in italics indicate the base number of FP17s or Patient Questionnaire responses are less than 100. N/A is shown where the base number of responses is less than 10 during the period. % is calculated as Quantity/Base number*100

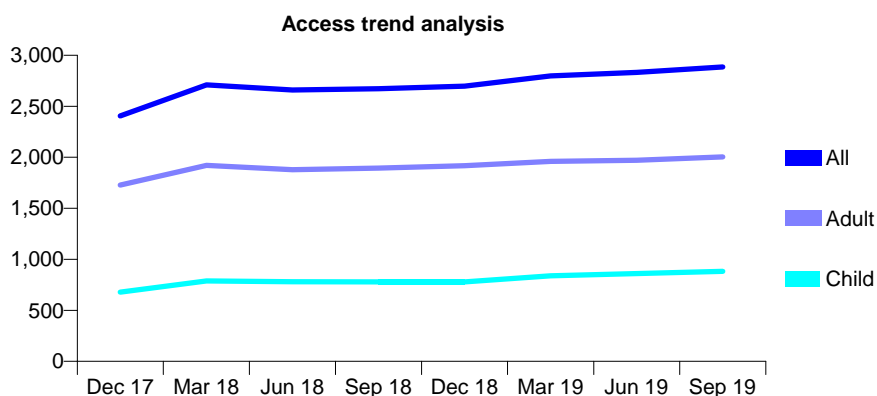
Q48 - Vital Signs At a Glance Contract Report for 635529/0002 - September 2019

Name or company name	Runcorn Dental Practice
Contract type name	GDS Contract
Purpose of contract	General
Contract start date	01/04/2006
Contract end date	

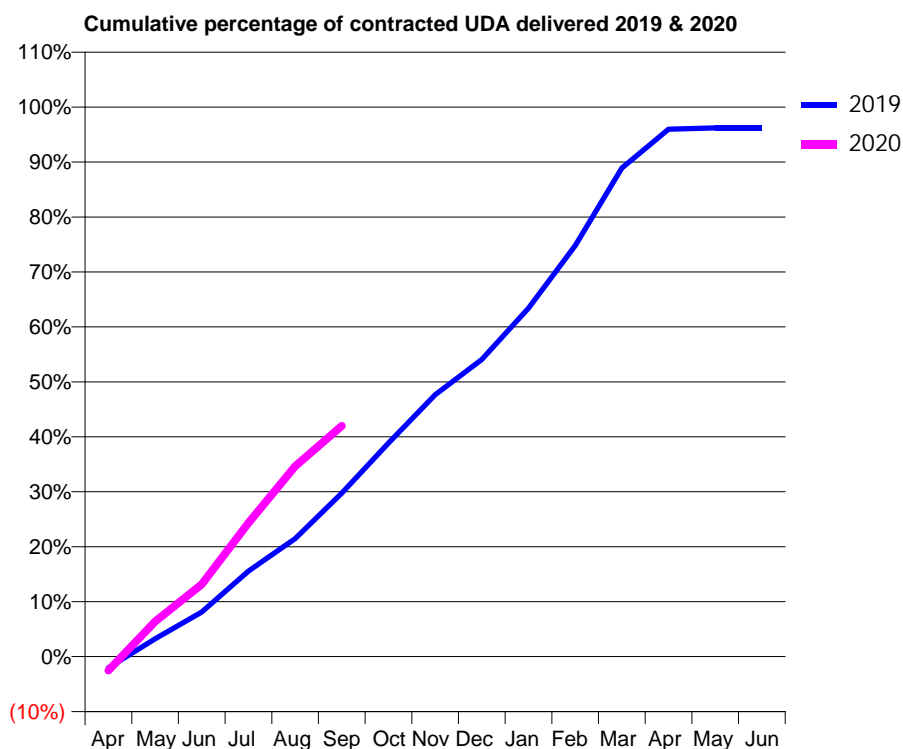
19/20 Contracted general activity (UDA)	6,800
Carry forward general activity (UDA)	257
19/20 Contracted orthodontic activity (UOA)	0
Carry forward orthodontic activity (UOA)	0
Baseline contract value	£258,619.89

ACCESS*

Patients seen in 24 months	Total	Change since previous quarter
Quarter ending September 2018	2,673	
Quarter ending December 2018	2,697	→
Quarter ending March 2019	2,798	↑
Quarter ending June 2019	2,832	→
Quarter ending September 2019	2,885	→
Variance since September 2018	7.9%	↑



ACTIVITY



Month	Adjusted Scheduled Activity (UDA)	
	2019	2020
April	-140	-172
May	223	435
June	551	895
July	1,059	1,654
August	1,462	2,355
September	2,024	2,855
October	2,642	
November	3,240	
December	3,675	
January	4,313	
February	5,086	
March	6,045	
April	6,525	
May	6,542	
June	6,542	

QUALITY

	Quantity	Base Number	Contract	AT	Region	England
% of FP17s for the same patient ID Re-attending within 3 months - Children	48	523	9.2%	11.0%	12.1%	11.5%
% of FP17s for the same patient ID Re-attending within 3 months - Adults	146	937	15.6%	16.2%	15.6%	15.4%
% of FP17s for the same patient ID Re-attending between 3 & 9 months - Children	231	523	44.2%	54.3%	61.2%	59.7%
% of FP17s for the same patient ID Re-attending between 3 & 9 months - Adults	307	937	32.8%	45.7%	54.3%	51.7%
% of FP17s for Band 1 Urgent Courses	49	1,307	3.7%	12.2%	9.1%	9.2%
% of FP17s Relating to Free Repair or Replacements	11	1,307	0.8%	0.9%	0.9%	0.7%
% of FP17s Relating to Continuations	1	1,307	0.1%	1.0%	1.0%	0.8%
% of Patients satisfied with the dentistry they have received	1	2	N/A	94.0%	94.4%	93.5%
% of Patients satisfied with the time they had to wait for an appointment	0	2	N/A	89.8%	88.1%	87.4%

* This is based on patients treated on this contract for their most recent course of treatment. Figures in italics indicate the base number of FP17s or Patient Questionnaire responses are less than 100. N/A is shown where the base number of responses is less than 10 during the period. % is calculated as Quantity/Base number*100

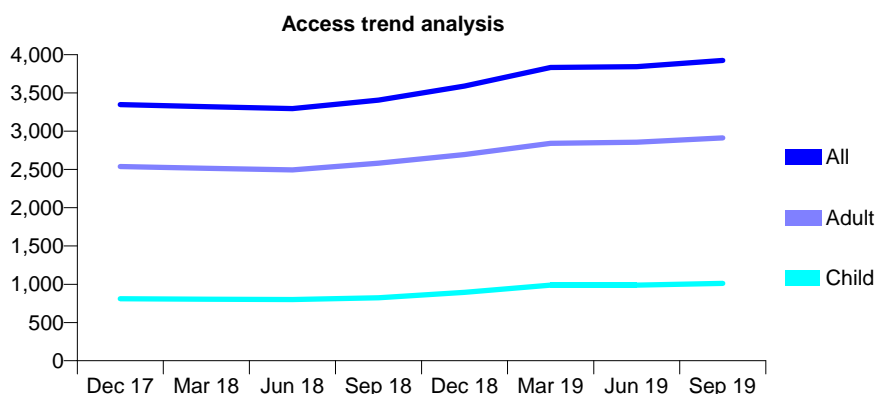
Q48 - Vital Signs At a Glance Contract Report for 644048/0001 - September 2019

Name or company name	MR KL NEO
Contract type name	GDS Contract
Purpose of contract	General
Contract start date	01/04/2006
Contract end date	

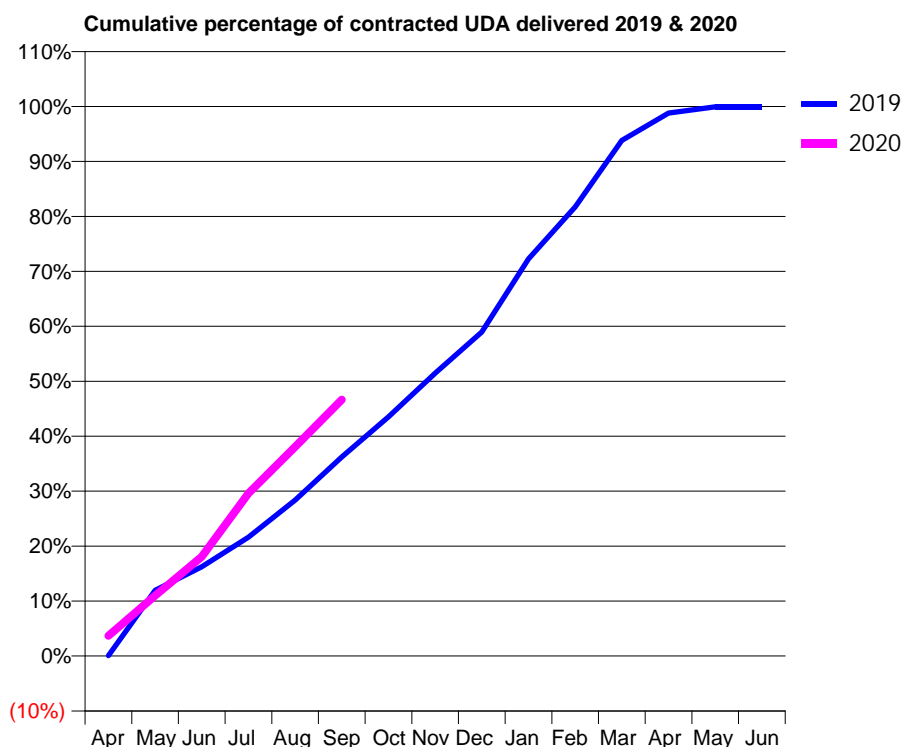
19/20 Contracted general activity (UDA)	14,079
Carry forward general activity (UDA)	9
19/20 Contracted orthodontic activity (UOA)	0
Carry forward orthodontic activity (UOA)	0
Baseline contract value	£354,402.42

ACCESS*

Patients seen in 24 months	Total	Change since previous quarter
Quarter ending September 2018	3,407	
Quarter ending December 2018	3,589	↑
Quarter ending March 2019	3,831	↑
Quarter ending June 2019	3,844	→
Quarter ending September 2019	3,925	↑
Variance since September 2018	15.2%	↑



ACTIVITY



Month	Adjusted Scheduled Activity (UDA)	
	2019	2020
April	12	522
May	1,683	1,549
June	2,288	2,543
July	3,046	4,170
August	3,996	5,361
September	5,101	6,565
October	6,129	
November	7,248	
December	8,299	
January	10,173	
February	11,505	
March	13,211	
April	13,912	
May	14,067	
June	14,070	

QUALITY

	Quantity	Base Number	Contract	AT	Region	England
% of FP17s for the same patient ID Re-attending within 3 months - Children	55	647	8.5%	11.0%	12.1%	11.5%
% of FP17s for the same patient ID Re-attending within 3 months - Adults	350	1,786	19.6%	16.2%	15.6%	15.4%
% of FP17s for the same patient ID Re-attending between 3 & 9 months - Children	296	647	45.7%	54.3%	61.2%	59.7%
% of FP17s for the same patient ID Re-attending between 3 & 9 months - Adults	682	1,786	38.2%	45.7%	54.3%	51.7%
% of FP17s for Band 1 Urgent Courses	225	2,187	10.3%	12.2%	9.1%	9.2%
% of FP17s Relating to Free Repair or Replacements	55	2,187	2.5%	0.9%	0.9%	0.7%
% of FP17s Relating to Continuations	29	2,187	1.3%	1.0%	1.0%	0.8%
% of Patients satisfied with the dentistry they have received	11	11	100.0%	94.0%	94.4%	93.5%
% of Patients satisfied with the time they had to wait for an appointment	9	11	81.8%	89.8%	88.1%	87.4%

* This is based on patients treated on this contract for their most recent course of treatment. Figures in italics indicate the base number of FP17s or Patient Questionnaire responses are less than 100. N/A is shown where the base number of responses is less than 10 during the period. % is calculated as Quantity/Base number*100

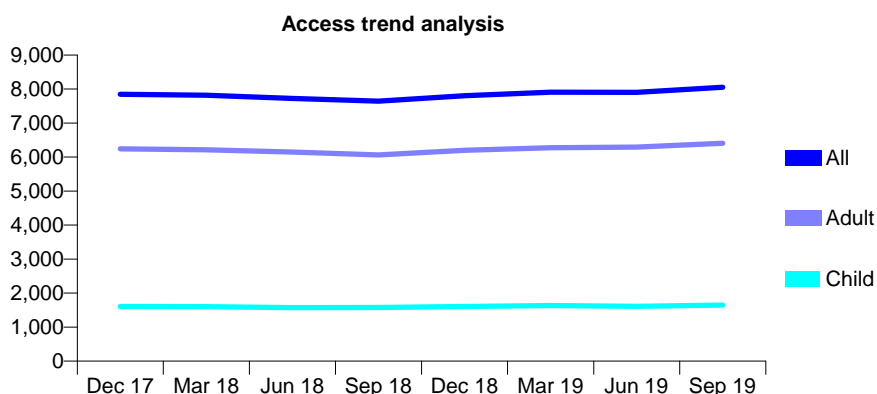
Q48 - Vital Signs At a Glance Contract Report for 644935/0001 - September 2019

Name or company name	MR DA CALDWELL
Contract type name	GDS Contract
Purpose of contract	General
Contract start date	01/05/2008
Contract end date	

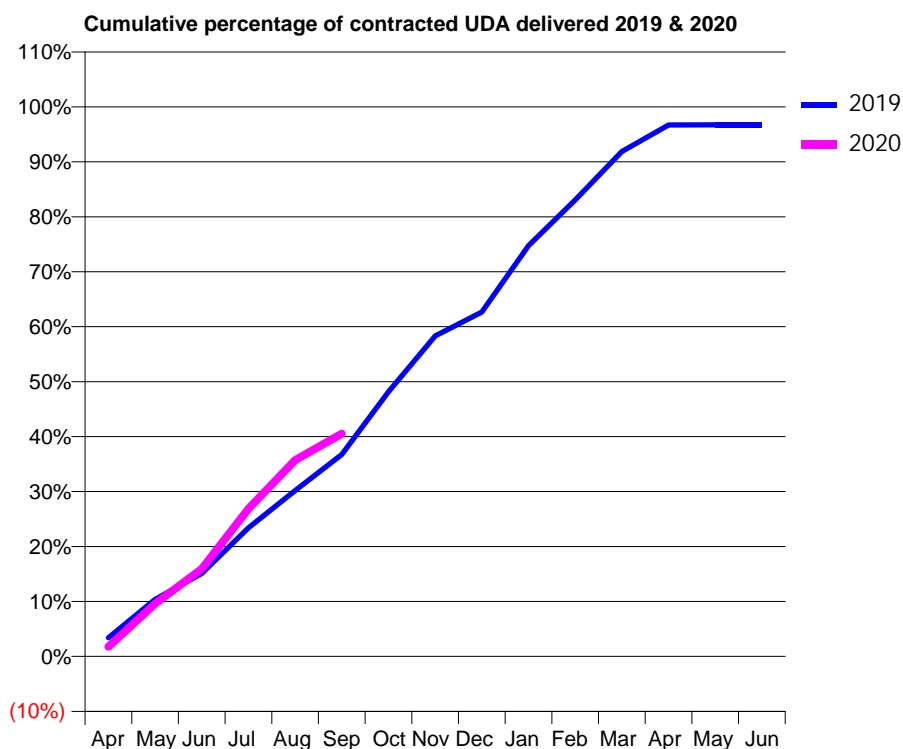
19/20 Contracted general activity (UDA)	25,000
Carry forward general activity (UDA)	815
19/20 Contracted orthodontic activity (UOA)	0
Carry forward orthodontic activity (UOA)	0
Baseline contract value	£674,185.59

ACCESS*

Patients seen in 24 months	Total	Change since previous quarter
Quarter ending September 2018	7,645	
Quarter ending December 2018	7,806	↑
Quarter ending March 2019	7,909	→
Quarter ending June 2019	7,905	→
Quarter ending September 2019	8,052	→
Variance since September 2018	5.3%	↑



ACTIVITY



Month	2019	2020
April	855	441
May	2,592	2,399
June	3,774	3,976
July	5,853	6,719
August	7,545	8,928
September	9,190	10,137
October	12,040	
November	14,581	
December	15,670	
January	18,688	
February	20,768	
March	22,964	
April	24,174	
May	24,185	
June	24,185	

QUALITY

	Quantity	Base Number	Contract	AT	Region	England
% of FP17s for the same patient ID Re-attending within 3 months - Children	84	1,460	5.8%	11.0%	12.1%	11.5%
% of FP17s for the same patient ID Re-attending within 3 months - Adults	667	4,574	14.6%	16.2%	15.6%	15.4%
% of FP17s for the same patient ID Re-attending between 3 & 9 months - Children	1,015	1,460	69.5%	54.3%	61.2%	59.7%
% of FP17s for the same patient ID Re-attending between 3 & 9 months - Adults	2,563	4,574	56.0%	45.7%	54.3%	51.7%
% of FP17s for Band 1 Urgent Courses	443	5,539	8.0%	12.2%	9.1%	9.2%
% of FP17s Relating to Free Repair or Replacements	48	5,539	0.9%	0.9%	0.9%	0.7%
% of FP17s Relating to Continuations	70	5,539	1.3%	1.0%	1.0%	0.8%
% of Patients satisfied with the dentistry they have received	9	9	N/A	94.0%	94.4%	93.5%
% of Patients satisfied with the time they had to wait for an appointment	9	9	N/A	89.8%	88.1%	87.4%

* This is based on patients treated on this contract for their most recent course of treatment. Figures in italics indicate the base number of FP17s or Patient Questionnaire responses are less than 100. N/A is shown where the base number of responses is less than 10 during the period. % is calculated as Quantity/Base number*100

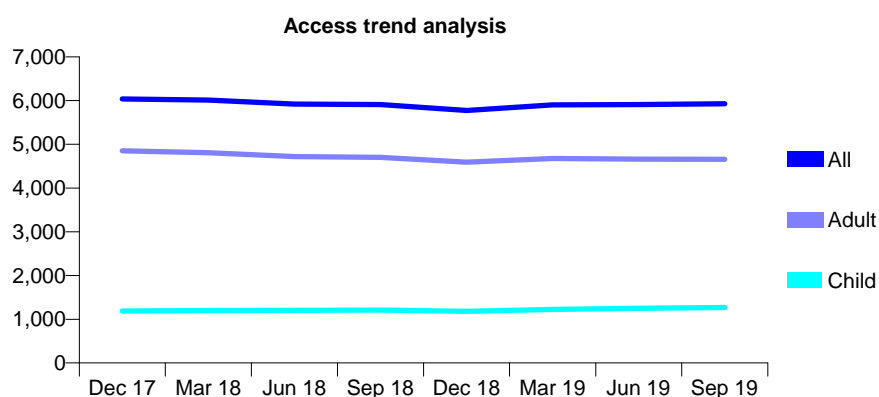
Q48 - Vital Signs At a Glance Contract Report for 651621/0001 - September 2019

Name or company name	Roby Road Dental Practice
Contract type name	GDS Contract
Purpose of contract	General
Contract start date	01/04/2006
Contract end date	

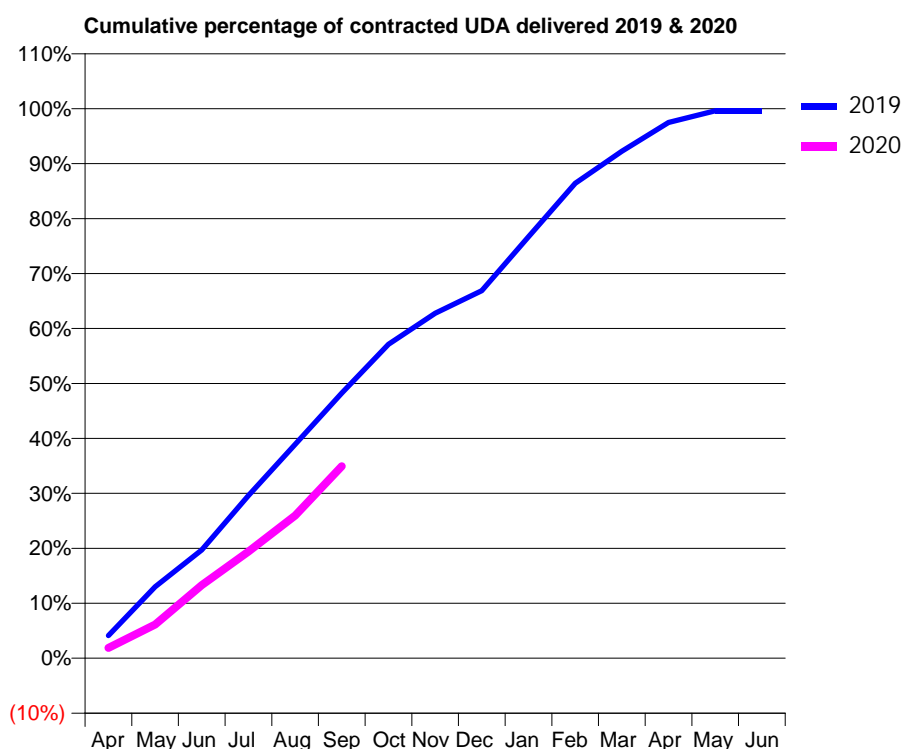
19/20 Contracted general activity (UDA)	15,988
Carry forward general activity (UDA)	65
19/20 Contracted orthodontic activity (UOA)	0
Carry forward orthodontic activity (UOA)	0
Baseline contract value	£385,377.75

ACCESS*

Patients seen in 24 months	Total	Change since previous quarter
Quarter ending September 2018	5,911	
Quarter ending December 2018	5,772	↓
Quarter ending March 2019	5,903	↑
Quarter ending June 2019	5,911	→
Quarter ending September 2019	5,927	→
Variance since September 2018	0.3%	→



ACTIVITY



Month	2019	2020
April	656	302
May	2,083	981
June	3,149	2,129
July	4,734	3,105
August	6,222	4,154
September	7,710	5,586
October	9,133	
November	10,034	
December	10,694	
January	12,263	
February	13,817	
March	14,749	
April	15,586	
May	15,923	
June	15,923	

QUALITY

	Quantity	Base Number	Contract	AT	Region	England
% of FP17s for the same patient ID Re-attending within 3 months - Children	90	939	9.6%	11.0%	12.1%	11.5%
% of FP17s for the same patient ID Re-attending within 3 months - Adults	298	2,474	12.0%	16.2%	15.6%	15.4%
% of FP17s for the same patient ID Re-attending between 3 & 9 months - Children	422	939	44.9%	54.3%	61.2%	59.7%
% of FP17s for the same patient ID Re-attending between 3 & 9 months - Adults	1,040	2,474	42.0%	45.7%	54.3%	51.7%
% of FP17s for Band 1 Urgent Courses	175	2,576	6.8%	12.2%	9.1%	9.2%
% of FP17s Relating to Free Repair or Replacements	16	2,576	0.6%	0.9%	0.9%	0.7%
% of FP17s Relating to Continuations	54	2,576	2.1%	1.0%	1.0%	0.8%
% of Patients satisfied with the dentistry they have received	4	4	N/A	94.0%	94.4%	93.5%
% of Patients satisfied with the time they had to wait for an appointment	2	4	N/A	89.8%	88.1%	87.4%

* This is based on patients treated on this contract for their most recent course of treatment.

Figures in italics indicate the base number of FP17s or Patient Questionnaire responses are less than 100. N/A is shown where the base number of responses is less than 10 during the period. % is calculated as Quantity/Base number*100

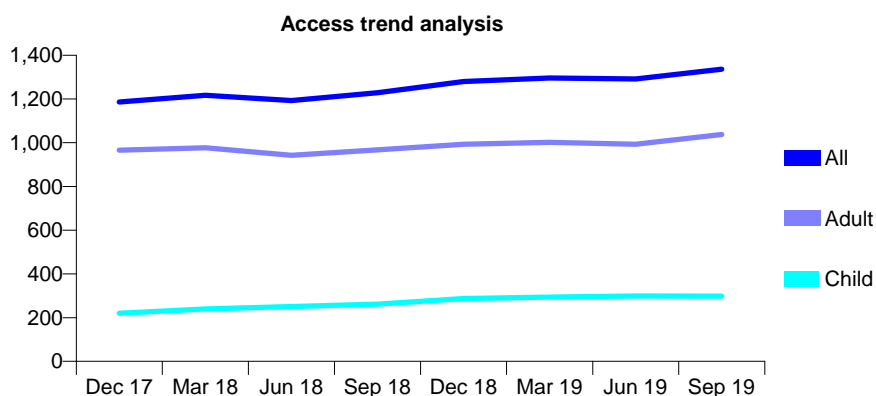
Q48 - Vital Signs At a Glance Contract Report for 659975/0001 - September 2019

Name or company name	High Street Smiles
Contract type name	GDS Contract
Purpose of contract	General
Contract start date	01/04/2006
Contract end date	

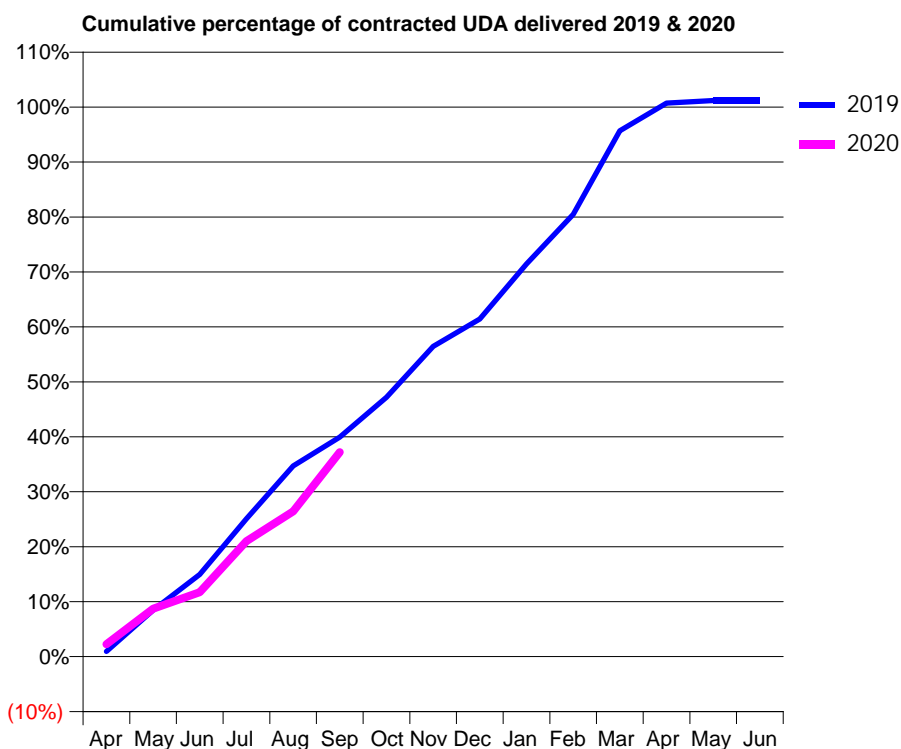
19/20 Contracted general activity (UDA)	4,239
Carry forward general activity (UDA)	0
19/20 Contracted orthodontic activity (UOA)	0
Carry forward orthodontic activity (UOA)	0
Baseline contract value	£211,069.92

ACCESS*

Patients seen in 24 months	Total	Change since previous quarter
Quarter ending September 2018	1,229	
Quarter ending December 2018	1,280	↑
Quarter ending March 2019	1,296	→
Quarter ending June 2019	1,292	→
Quarter ending September 2019	1,336	↑
Variance since September 2018	8.7%	↑



ACTIVITY



Month	Adjusted Scheduled Activity (UDA)	
	2019	2020
April	41	96
May	359	370
June	634	497
July	1,064	890
August	1,470	1,121
September	1,694	1,577
October	2,000	
November	2,393	
December	2,604	
January	3,029	
February	3,412	
March	4,056	
April	4,270	
May	4,289	
June	4,289	

QUALITY

	Quantity	Base Number	Contract	AT	Region	England
% of FP17s for the same patient ID Re-attending within 3 months - Children	8	146	5.5%	11.0%	12.1%	11.5%
% of FP17s for the same patient ID Re-attending within 3 months - Adults	41	544	7.5%	16.2%	15.6%	15.4%
% of FP17s for the same patient ID Re-attending between 3 & 9 months - Children	71	146	48.6%	54.3%	61.2%	59.7%
% of FP17s for the same patient ID Re-attending between 3 & 9 months - Adults	237	544	43.6%	45.7%	54.3%	51.7%
% of FP17s for Band 1 Urgent Courses	20	626	3.2%	12.2%	9.1%	9.2%
% of FP17s Relating to Free Repair or Replacements	1	626	0.2%	0.9%	0.9%	0.7%
% of FP17s Relating to Continuations	0	626	0.0%	1.0%	1.0%	0.8%
% of Patients satisfied with the dentistry they have received	1	1	N/A	94.0%	94.4%	93.5%
% of Patients satisfied with the time they had to wait for an appointment	1	1	N/A	89.8%	88.1%	87.4%

* This is based on patients treated on this contract for their most recent course of treatment. Figures in italics indicate the base number of FP17s or Patient Questionnaire responses are less than 100. N/A is shown where the base number of responses is less than 10 during the period. % is calculated as Quantity/Base number*100

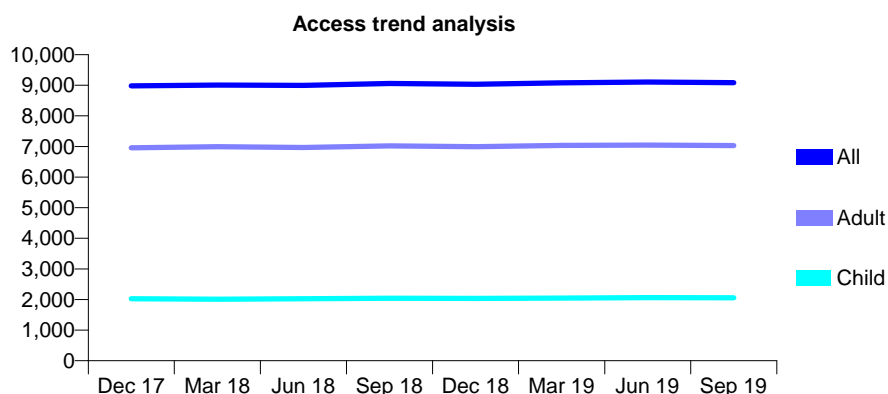
Q48 - Vital Signs At a Glance Contract Report for 672971/0003 - September 2019

Name or company name	MR SA CHU
Contract type name	GDS Contract
Purpose of contract	General
Contract start date	02/01/2013
Contract end date	

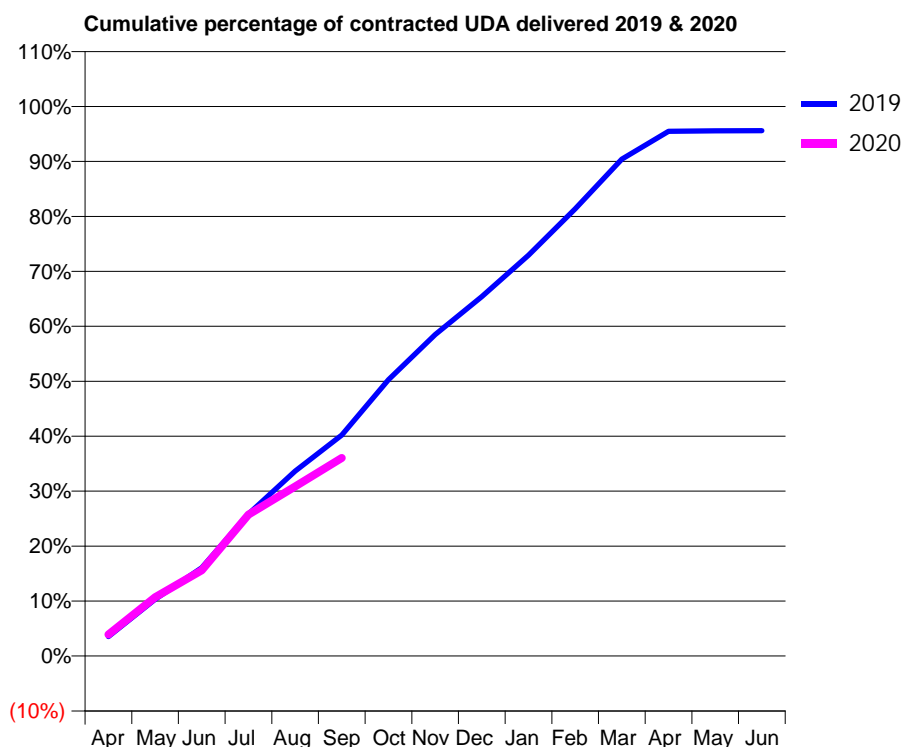
19/20 Contracted general activity (UDA)	35,573
Carry forward general activity (UDA)	0
19/20 Contracted orthodontic activity (UOA)	0
Carry forward orthodontic activity (UOA)	0
Baseline contract value	£939,308.49

ACCESS*

Patients seen in 24 months	Total	Change since previous quarter
Quarter ending September 2018	9,060	
Quarter ending December 2018	9,035	→
Quarter ending March 2019	9,078	→
Quarter ending June 2019	9,105	→
Quarter ending September 2019	9,089	→
Variance since September 2018	0.3%	→



ACTIVITY



Month	Adjusted Scheduled Activity (UDA)	
	2019	2020
April	1,253	1,390
May	3,674	3,814
June	5,718	5,550
July	9,196	9,155
August	11,967	10,974
September	14,301	12,825
October	17,879	
November	20,807	
December	23,257	
January	25,942	
February	28,952	
March	32,159	
April	33,963	
May	33,991	
June	34,005	

QUALITY

	Quantity	Base Number	Contract	AT	Region	England
% of FP17s for the same patient ID Re-attending within 3 months - Children	132	1,167	11.3%	11.0%	12.1%	11.5%
% of FP17s for the same patient ID Re-attending within 3 months - Adults	823	4,061	20.3%	16.2%	15.6%	15.4%
% of FP17s for the same patient ID Re-attending between 3 & 9 months - Children	522	1,167	44.7%	54.3%	61.2%	59.7%
% of FP17s for the same patient ID Re-attending between 3 & 9 months - Adults	1,707	4,061	42.0%	45.7%	54.3%	51.7%
% of FP17s for Band 1 Urgent Courses	1,039	4,715	22.0%	12.2%	9.1%	9.2%
% of FP17s Relating to Free Repair or Replacements	26	4,715	0.6%	0.9%	0.9%	0.7%
% of FP17s Relating to Continuations	18	4,715	0.4%	1.0%	1.0%	0.8%
% of Patients satisfied with the dentistry they have received	0	0	N/A	94.0%	94.4%	93.5%
% of Patients satisfied with the time they had to wait for an appointment	0	0	N/A	89.8%	88.1%	87.4%

* This is based on patients treated on this contract for their most recent course of treatment.

Figures in italics indicate the base number of FP17s or Patient Questionnaire responses are less than 100. N/A is shown where the base number of responses is less than 10 during the period. % is calculated as Quantity/Base number*100

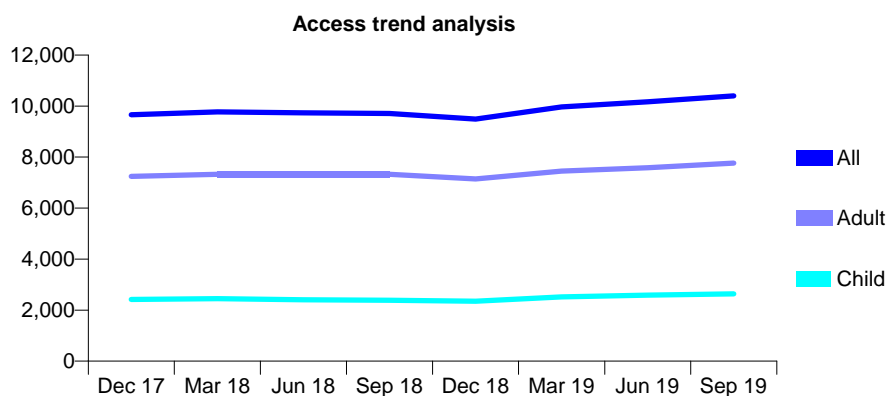
Q48 - Vital Signs At a Glance Contract Report for 682365/0002 - September 2019

Name or company name	MR QM JAFFRI
Contract type name	PDS Contract
Purpose of contract	General
Contract start date	01/04/2006
Contract end date	31/03/2021

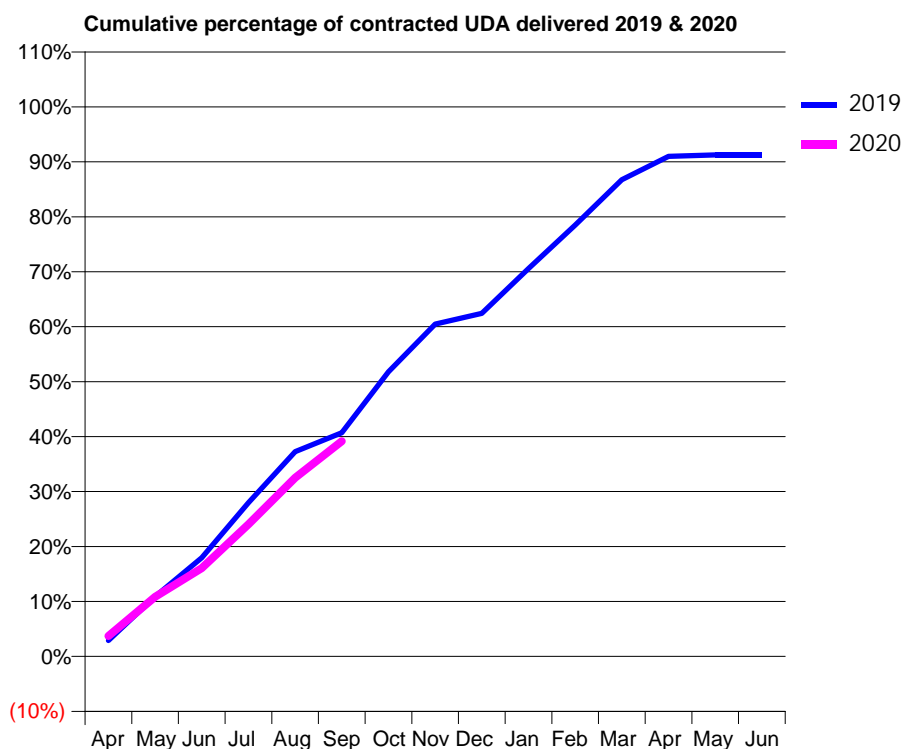
19/20 Contracted general activity (UDA)	26,521
Carry forward general activity (UDA)	0
19/20 Contracted orthodontic activity (UOA)	0
Carry forward orthodontic activity (UOA)	0
Baseline contract value	£796,508.41

ACCESS*

Patients seen in 24 months	Total	Change since previous quarter
Quarter ending September 2018	9,711	
Quarter ending December 2018	9,495	↓
Quarter ending March 2019	9,968	↑
Quarter ending June 2019	10,166	→
Quarter ending September 2019	10,401	↑
Variance since September 2018	7.1%	↑



ACTIVITY



Month	2019	2020
April	770	990
May	2,892	2,880
June	4,757	4,256
July	7,414	6,372
August	9,884	8,628
September	10,797	10,385
October	13,738	
November	16,034	
December	16,558	
January	18,718	
February	20,817	
March	23,003	
April	24,128	
May	24,200	
June	24,200	

QUALITY

	Quantity	Base Number	Contract	AT	Region	England
% of FP17s for the same patient ID Re-attending within 3 months - Children	151	1,685	9.0%	11.0%	12.1%	11.5%
% of FP17s for the same patient ID Re-attending within 3 months - Adults	525	4,255	12.3%	16.2%	15.6%	15.4%
% of FP17s for the same patient ID Re-attending between 3 & 9 months - Children	833	1,685	49.4%	54.3%	61.2%	59.7%
% of FP17s for the same patient ID Re-attending between 3 & 9 months - Adults	1,748	4,255	41.1%	45.7%	54.3%	51.7%
% of FP17s for Band 1 Urgent Courses	933	5,331	17.5%	12.2%	9.1%	9.2%
% of FP17s Relating to Free Repair or Replacements	28	5,331	0.5%	0.9%	0.9%	0.7%
% of FP17s Relating to Continuations	10	5,331	0.2%	1.0%	1.0%	0.8%
% of Patients satisfied with the dentistry they have received	12	12	100.0%	94.0%	94.4%	93.5%
% of Patients satisfied with the time they had to wait for an appointment	12	12	100.0%	89.8%	88.1%	87.4%

* This is based on patients treated on this contract for their most recent course of treatment. Figures in italics indicate the base number of FP17s or Patient Questionnaire responses are less than 100. N/A is shown where the base number of responses is less than 10 during the period. % is calculated as Quantity/Base number*100

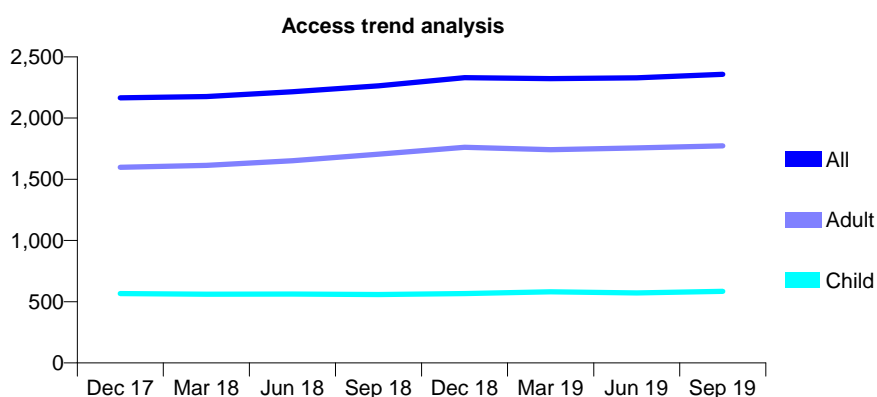
Q48 - Vital Signs At a Glance Contract Report for 732869/0001 - September 2019

Name or company name	MRS CA MCGOWAN-YEO
Contract type name	GDS Contract
Purpose of contract	General
Contract start date	01/04/2006
Contract end date	

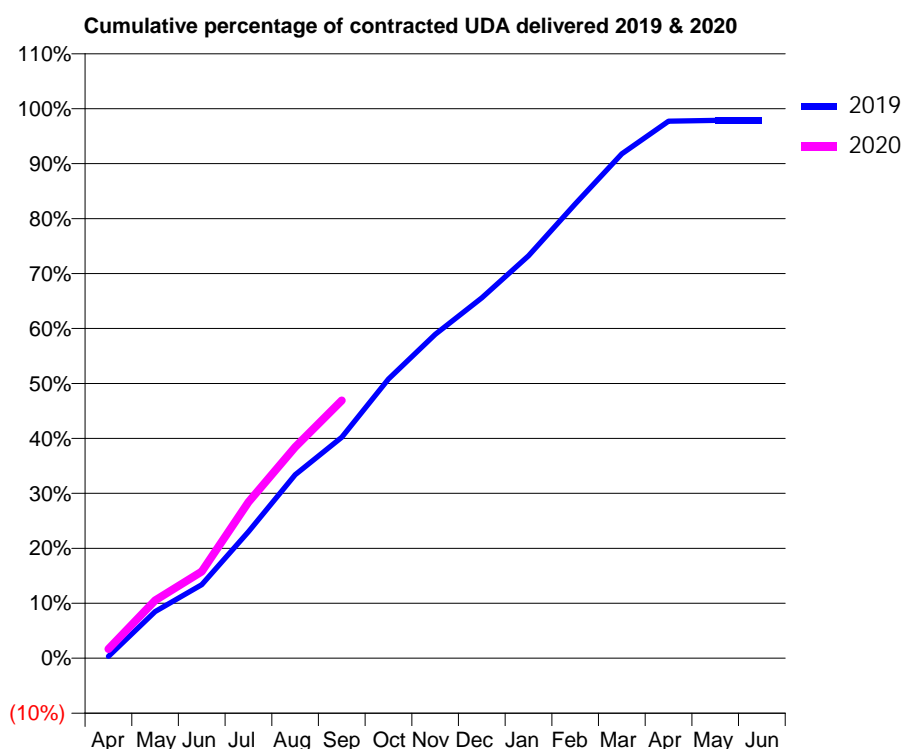
19/20 Contracted general activity (UDA)	8,300
Carry forward general activity (UDA)	178
19/20 Contracted orthodontic activity (UOA)	0
Carry forward orthodontic activity (UOA)	0
Baseline contract value	£240,674.99

ACCESS*

Patients seen in 24 months	Total	Change since previous quarter
Quarter ending September 2018	2,263	
Quarter ending December 2018	2,329	↑
Quarter ending March 2019	2,322	→
Quarter ending June 2019	2,328	→
Quarter ending September 2019	2,358	→
Variance since September 2018	4.2%	↑



ACTIVITY



Month	2019	2020
April	27	140
May	706	874
June	1,110	1,311
July	1,911	2,358
August	2,773	3,189
September	3,337	3,892
October	4,217	
November	4,892	
December	5,444	
January	6,078	
February	6,861	
March	7,619	
April	8,110	
May	8,122	
June	8,122	

QUALITY

	Quantity	Base Number	Contract	AT	Region	England
% of FP17s for the same patient ID Re-attending within 3 months - Children	52	476	10.9%	11.0%	12.1%	11.5%
% of FP17s for the same patient ID Re-attending within 3 months - Adults	529	1,441	36.7%	16.2%	15.6%	15.4%
% of FP17s for the same patient ID Re-attending between 3 & 9 months - Children	252	476	52.9%	54.3%	61.2%	59.7%
% of FP17s for the same patient ID Re-attending between 3 & 9 months - Adults	473	1,441	32.8%	45.7%	54.3%	51.7%
% of FP17s for Band 1 Urgent Courses	160	1,755	9.1%	12.2%	9.1%	9.2%
% of FP17s Relating to Free Repair or Replacements	64	1,755	3.6%	0.9%	0.9%	0.7%
% of FP17s Relating to Continuations	224	1,755	12.8%	1.0%	1.0%	0.8%
% of Patients satisfied with the dentistry they have received	1	1	N/A	94.0%	94.4%	93.5%
% of Patients satisfied with the time they had to wait for an appointment	1	1	N/A	89.8%	88.1%	87.4%

* This is based on patients treated on this contract for their most recent course of treatment.

Figures in italics indicate the base number of FP17s or Patient Questionnaire responses are less than 100. N/A is shown where the base number of responses is less than 10 during the period. % is calculated as Quantity/Base number*100

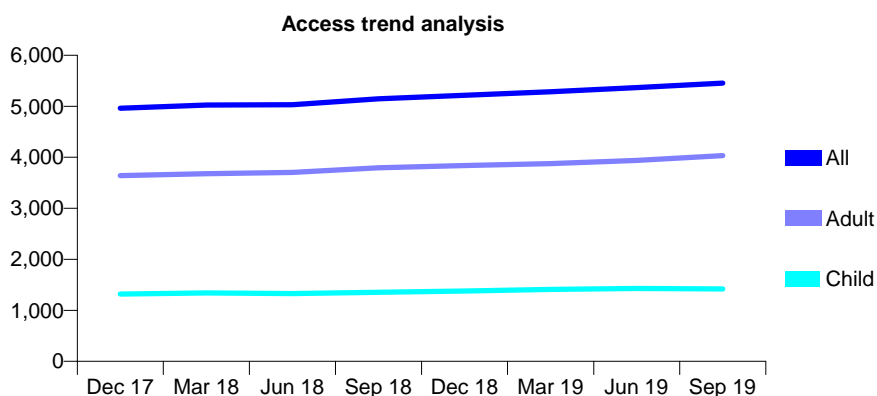
Q48 - Vital Signs At a Glance Contract Report for 738425/0001 - September 2019

Name or company name	MR P MARTIN
Contract type name	GDS Contract
Purpose of contract	General
Contract start date	01/04/2006
Contract end date	

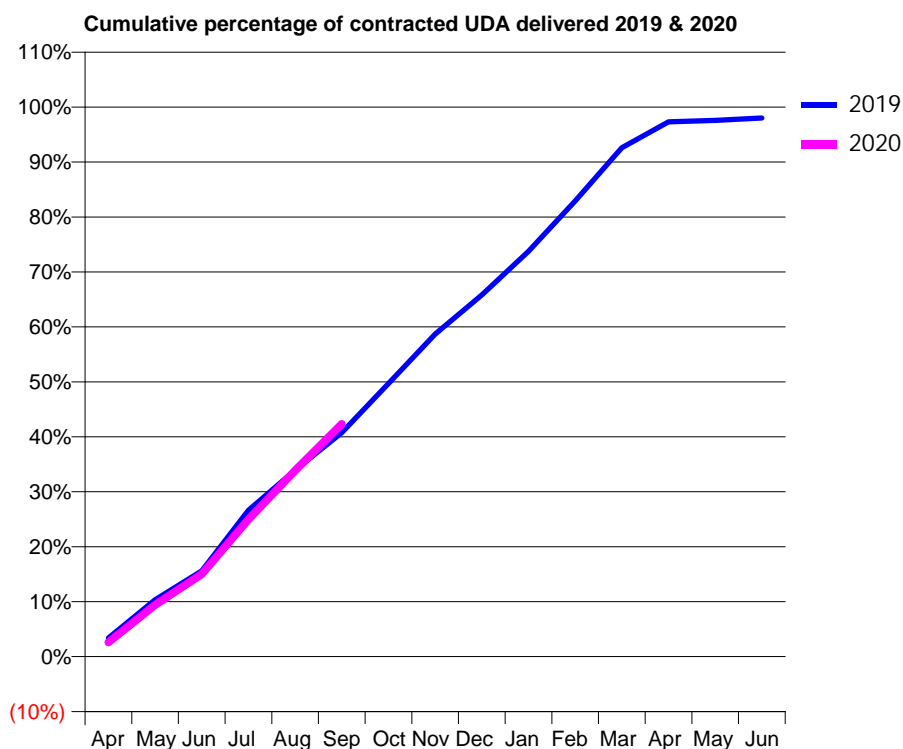
19/20 Contracted general activity (UDA)	12,370
Carry forward general activity (UDA)	247
19/20 Contracted orthodontic activity (UOA)	0
Carry forward orthodontic activity (UOA)	0
Baseline contract value	£341,872.25

ACCESS*

Patients seen in 24 months	Total	Change since previous quarter
Quarter ending September 2018	5,146	
Quarter ending December 2018	5,216	→
Quarter ending March 2019	5,285	→
Quarter ending June 2019	5,367	→
Quarter ending September 2019	5,454	→
Variance since September 2018	6.0%	↑



ACTIVITY



Month	Adjusted Scheduled Activity (UDA)	
	2019	2020
April	420	323
May	1,280	1,166
June	1,929	1,856
July	3,296	3,089
August	4,197	4,191
September	5,042	5,235
October	6,149	
November	7,260	
December	8,139	
January	9,125	
February	10,258	
March	11,453	
April	12,035	
May	12,069	
June	12,123	

QUALITY

	Quantity	Base Number	Contract	AT	Region	England
% of FP17s for the same patient ID Re-attending within 3 months - Children	98	1,175	8.3%	11.0%	12.1%	11.5%
% of FP17s for the same patient ID Re-attending within 3 months - Adults	391	2,504	15.6%	16.2%	15.6%	15.4%
% of FP17s for the same patient ID Re-attending between 3 & 9 months - Children	694	1,175	59.1%	54.3%	61.2%	59.7%
% of FP17s for the same patient ID Re-attending between 3 & 9 months - Adults	995	2,504	39.7%	45.7%	54.3%	51.7%
% of FP17s for Band 1 Urgent Courses	427	2,786	15.3%	12.2%	9.1%	9.2%
% of FP17s Relating to Free Repair or Replacements	31	2,786	1.1%	0.9%	0.9%	0.7%
% of FP17s Relating to Continuations	16	2,786	0.6%	1.0%	1.0%	0.8%
% of Patients satisfied with the dentistry they have received	2	2	N/A	94.0%	94.4%	93.5%
% of Patients satisfied with the time they had to wait for an appointment	2	2	N/A	89.8%	88.1%	87.4%

* This is based on patients treated on this contract for their most recent course of treatment. Figures in italics indicate the base number of FP17s or Patient Questionnaire responses are less than 100. N/A is shown where the base number of responses is less than 10 during the period. % is calculated as Quantity/Base number*100

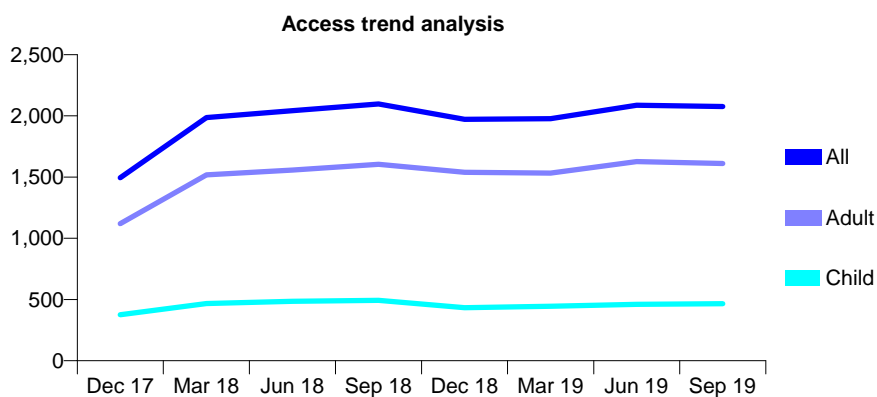
Q48 - Vital Signs At a Glance Contract Report for 742449/0001 - September 2019

Name or company name	South Liverpool Treatment Centre
Contract type name	GDS Contract
Purpose of contract	General
Contract start date	01/04/2006
Contract end date	

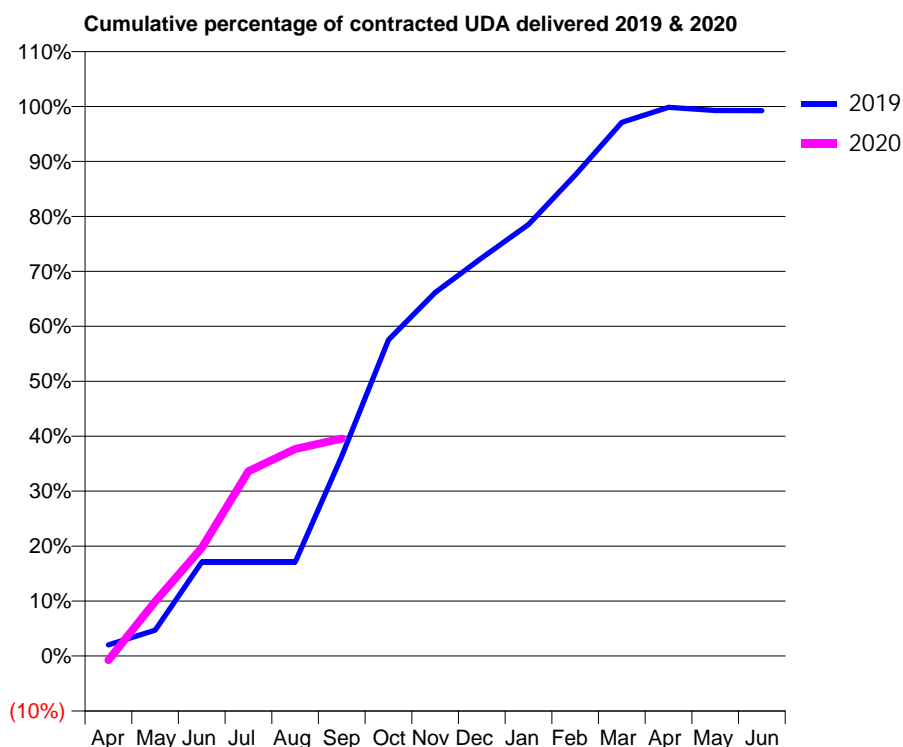
19/20 Contracted general activity (UDA)	9,401
Carry forward general activity (UDA)	72
19/20 Contracted orthodontic activity (UOA)	0
Carry forward orthodontic activity (UOA)	0
Baseline contract value	£248,233.17

ACCESS*

Patients seen in 24 months	Total	Change since previous quarter
Quarter ending September 2018	2,098	
Quarter ending December 2018	1,972	↓
Quarter ending March 2019	1,977	→
Quarter ending June 2019	2,087	↑
Quarter ending September 2019	2,077	→
Variance since September 2018	(1.0%)	↓



ACTIVITY



Month	Adjusted Scheduled Activity (UDA)	
	2019	2020
April	189	-72
May	441	931
June	1,607	1,848
July	1,607	3,161
August	1,607	3,541
September	3,418	3,719
October	5,408	
November	6,217	
December	6,812	
January	7,383	
February	8,228	
March	9,128	
April	9,386	
May	9,332	
June	9,329	

QUALITY

	Quantity	Base Number	Contract	AT	Region	England
% of FP17s for the same patient ID Re-attending within 3 months - Children	81	394	20.6%	11.0%	12.1%	11.5%
% of FP17s for the same patient ID Re-attending within 3 months - Adults	273	1,110	24.6%	16.2%	15.6%	15.4%
% of FP17s for the same patient ID Re-attending between 3 & 9 months - Children	175	394	44.4%	54.3%	61.2%	59.7%
% of FP17s for the same patient ID Re-attending between 3 & 9 months - Adults	401	1,110	36.1%	45.7%	54.3%	51.7%
% of FP17s for Band 1 Urgent Courses	324	1,407	23.0%	12.2%	9.1%	9.2%
% of FP17s Relating to Free Repair or Replacements	60	1,407	4.3%	0.9%	0.9%	0.7%
% of FP17s Relating to Continuations	0	1,407	0.0%	1.0%	1.0%	0.8%
% of Patients satisfied with the dentistry they have received	3	3	N/A	94.0%	94.4%	93.5%
% of Patients satisfied with the time they had to wait for an appointment	3	3	N/A	89.8%	88.1%	87.4%

* This is based on patients treated on this contract for their most recent course of treatment. Figures in italics indicate the base number of FP17s or Patient Questionnaire responses are less than 100. N/A is shown where the base number of responses is less than 10 during the period. % is calculated as Quantity/Base number*100

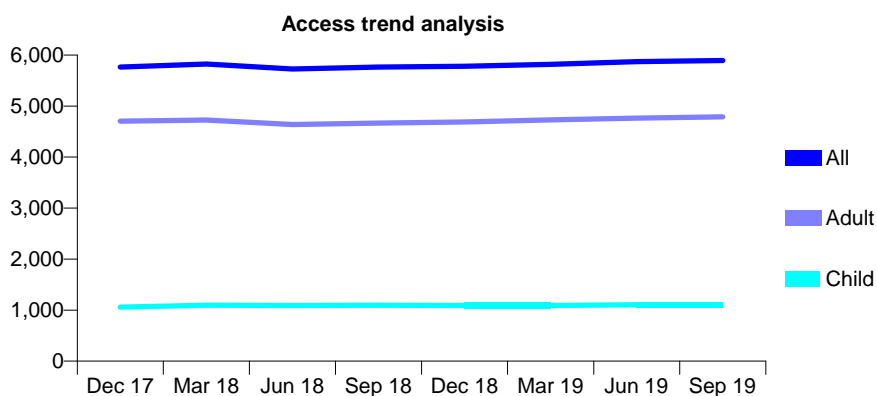
Q48 - Vital Signs At a Glance Contract Report for 742988/0001 - September 2019

Name or company name	MR AJ JONES
Contract type name	GDS Contract
Purpose of contract	General
Contract start date	01/04/2006
Contract end date	

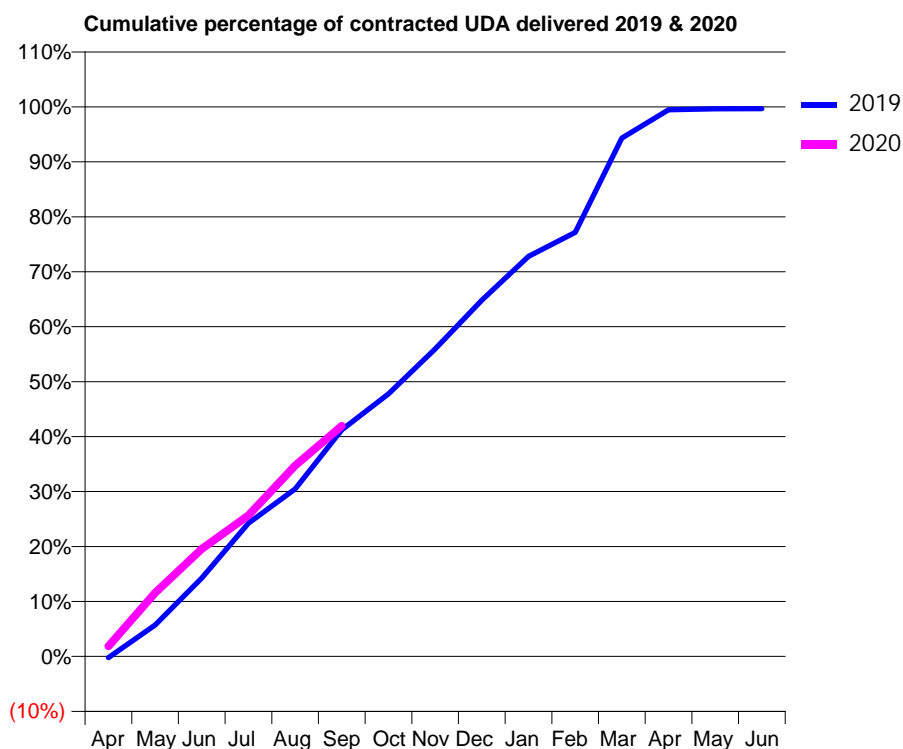
19/20 Contracted general activity (UDA)	19,456
Carry forward general activity (UDA)	64
19/20 Contracted orthodontic activity (UOA)	0
Carry forward orthodontic activity (UOA)	0
Baseline contract value	£665,049.07

ACCESS*

Patients seen in 24 months	Total	Change since previous quarter
Quarter ending September 2018	5,765	
Quarter ending December 2018	5,778	→
Quarter ending March 2019	5,819	→
Quarter ending June 2019	5,870	→
Quarter ending September 2019	5,894	→
Variance since September 2018	2.2%	↑



ACTIVITY



Month	Adjusted Scheduled Activity (UDA)	
	2019	2020
April	-43	360
May	1,114	2,253
June	2,775	3,807
July	4,718	4,998
August	5,926	6,756
September	8,018	8,159
October	9,292	
November	10,890	
December	12,609	
January	14,160	
February	15,009	
March	18,348	
April	19,349	
May	19,385	
June	19,392	

QUALITY

	Quantity	Base Number	Contract	AT	Region	England
% of FP17s for the same patient ID Re-attending within 3 months - Children	68	892	7.6%	11.0%	12.1%	11.5%
% of FP17s for the same patient ID Re-attending within 3 months - Adults	561	3,292	17.0%	16.2%	15.6%	15.4%
% of FP17s for the same patient ID Re-attending between 3 & 9 months - Children	554	892	62.1%	54.3%	61.2%	59.7%
% of FP17s for the same patient ID Re-attending between 3 & 9 months - Adults	1,701	3,292	51.7%	45.7%	54.3%	51.7%
% of FP17s for Band 1 Urgent Courses	443	3,788	11.7%	12.2%	9.1%	9.2%
% of FP17s Relating to Free Repair or Replacements	33	3,788	0.9%	0.9%	0.9%	0.7%
% of FP17s Relating to Continuations	65	3,788	1.7%	1.0%	1.0%	0.8%
% of Patients satisfied with the dentistry they have received	4	4	N/A	94.0%	94.4%	93.5%
% of Patients satisfied with the time they had to wait for an appointment	4	4	N/A	89.8%	88.1%	87.4%

* This is based on patients treated on this contract for their most recent course of treatment. Figures in italics indicate the base number of FP17s or Patient Questionnaire responses are less than 100. N/A is shown where the base number of responses is less than 10 during the period. % is calculated as Quantity/Base number*100

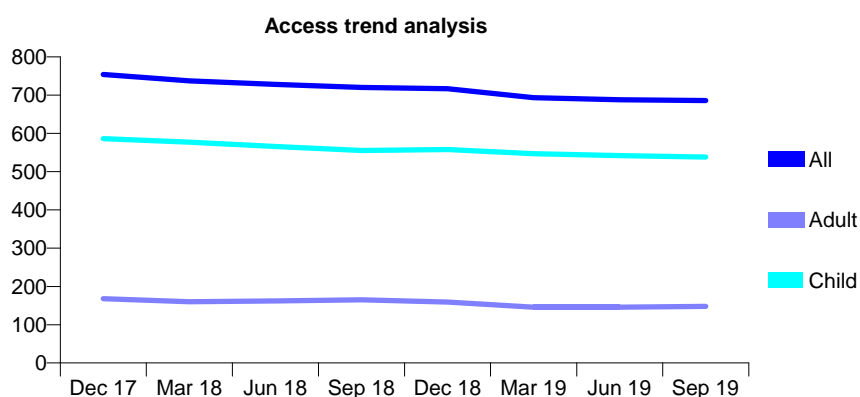
Q48 - Vital Signs At a Glance Contract Report for 755575/0001 - September 2019

Name or company name	MRS LE BACKSTROM
Contract type name	PDS Contract
Purpose of contract	General
Contract start date	01/04/2006
Contract end date	31/03/2020

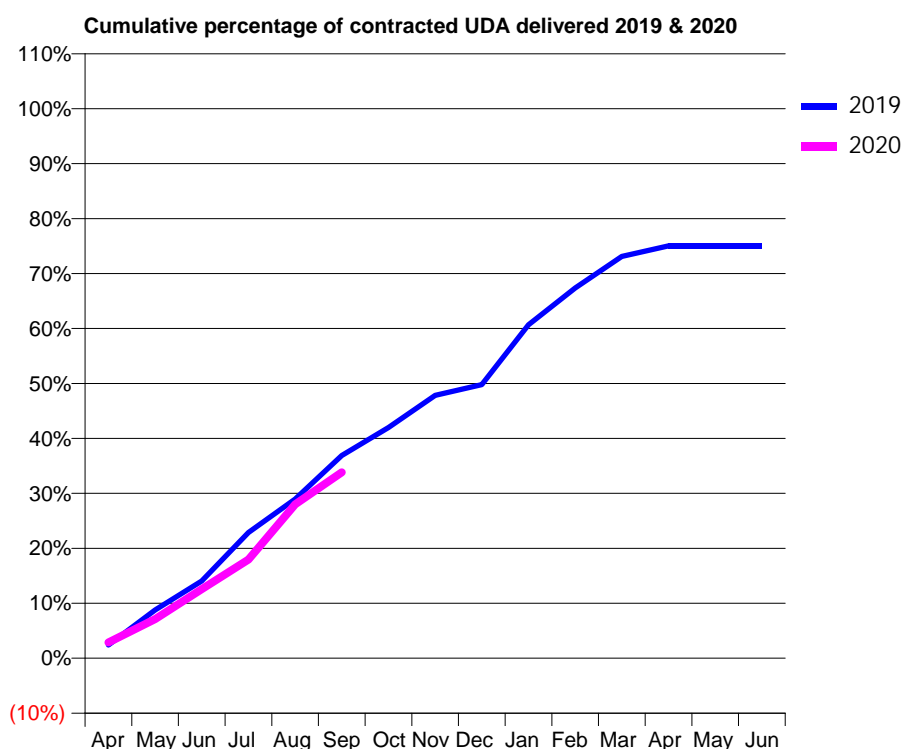
19/20 Contracted general activity (UDA)	1,700
Carry forward general activity (UDA)	0
19/20 Contracted orthodontic activity (UOA)	0
Carry forward orthodontic activity (UOA)	0
Baseline contract value	£44,888.47

ACCESS*

Patients seen in 24 months	Total	Change since previous quarter
Quarter ending September 2018	720	
Quarter ending December 2018	717	→
Quarter ending March 2019	693	↓
Quarter ending June 2019	688	→
Quarter ending September 2019	686	→
Variance since September 2018	(4.7%)	↓



ACTIVITY



Month	2019	2020
April	41	49
May	149	121
June	239	214
July	389	305
August	492	476
September	627	575
October	713	
November	813	
December	846	
January	1,031	
February	1,146	
March	1,243	
April	1,276	
May	1,276	
June	1,276	

QUALITY

	Quantity	Base Number	Contract	AT	Region	England
% of FP17s for the same patient ID Re-attending within 3 months - Children	22	367	6.0%	11.0%	12.1%	11.5%
% of FP17s for the same patient ID Re-attending within 3 months - Adults	5	73	6.8%	16.2%	15.6%	15.4%
% of FP17s for the same patient ID Re-attending between 3 & 9 months - Children	228	367	62.1%	54.3%	61.2%	59.7%
% of FP17s for the same patient ID Re-attending between 3 & 9 months - Adults	34	73	46.6%	45.7%	54.3%	51.7%
% of FP17s for Band 1 Urgent Courses	0	408	0.0%	12.2%	9.1%	9.2%
% of FP17s Relating to Free Repair or Replacements	0	408	0.0%	0.9%	0.9%	0.7%
% of FP17s Relating to Continuations	0	408	0.0%	1.0%	1.0%	0.8%
% of Patients satisfied with the dentistry they have received	0	0	N/A	94.0%	94.4%	93.5%
% of Patients satisfied with the time they had to wait for an appointment	0	0	N/A	89.8%	88.1%	87.4%

* This is based on patients treated on this contract for their most recent course of treatment.

Figures in italics indicate the base number of FP17s or Patient Questionnaire responses are less than 100. N/A is shown where the base number of responses is less than 10 during the period. % is calculated as Quantity/Base number*100

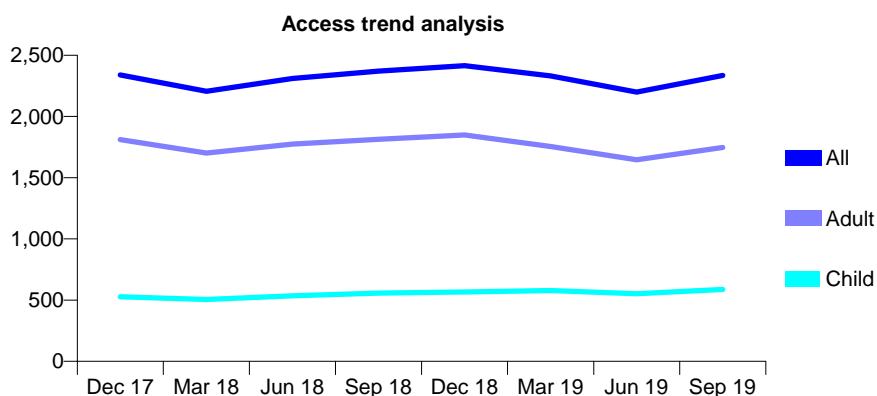
Q48 - Vital Signs At a Glance Contract Report for 761583/0001 - September 2019

Name or company name	MR M MCGOVERN
Contract type name	GDS Contract
Purpose of contract	General
Contract start date	01/04/2006
Contract end date	

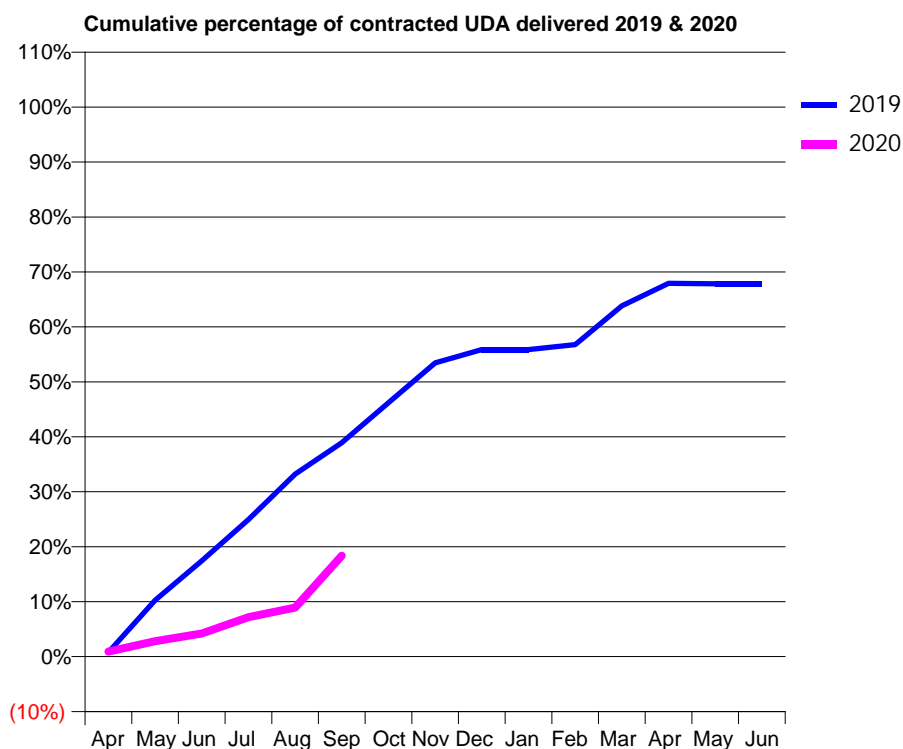
19/20 Contracted general activity (UDA)	10,400
Carry forward general activity (UDA)	0
19/20 Contracted orthodontic activity (UOA)	0
Carry forward orthodontic activity (UOA)	0
Baseline contract value	£275,106.32

ACCESS*

Patients seen in 24 months	Total	Change since previous quarter
Quarter ending September 2018	2,371	
Quarter ending December 2018	2,416	→
Quarter ending March 2019	2,332	↓
Quarter ending June 2019	2,200	↓
Quarter ending September 2019	2,335	↑
Variance since September 2018	(1.5%)	↓



ACTIVITY



Month	Adjusted Scheduled Activity (UDA)	
	2019	2020
April	85	96
May	1,069	291
June	1,814	439
July	2,597	747
August	3,454	929
September	4,048	1,908
October	4,804	
November	5,559	
December	5,811	
January	5,811	
February	5,904	
March	6,637	
April	7,066	
May	7,054	
June	7,054	

QUALITY

	Quantity	Base Number	Contract	AT	Region	England
% of FP17s for the same patient ID Re-attending within 3 months - Children	32	331	9.7%	11.0%	12.1%	11.5%
% of FP17s for the same patient ID Re-attending within 3 months - Adults	91	769	11.8%	16.2%	15.6%	15.4%
% of FP17s for the same patient ID Re-attending between 3 & 9 months - Children	116	331	35.0%	54.3%	61.2%	59.7%
% of FP17s for the same patient ID Re-attending between 3 & 9 months - Adults	254	769	33.0%	45.7%	54.3%	51.7%
% of FP17s for Band 1 Urgent Courses	73	899	8.1%	12.2%	9.1%	9.2%
% of FP17s Relating to Free Repair or Replacements	7	899	0.8%	0.9%	0.9%	0.7%
% of FP17s Relating to Continuations	7	899	0.8%	1.0%	1.0%	0.8%
% of Patients satisfied with the dentistry they have received	1	1	N/A	94.0%	94.4%	93.5%
% of Patients satisfied with the time they had to wait for an appointment	1	1	N/A	89.8%	88.1%	87.4%

* This is based on patients treated on this contract for their most recent course of treatment. Figures in italics indicate the base number of FP17s or Patient Questionnaire responses are less than 100. N/A is shown where the base number of responses is less than 10 during the period. % is calculated as Quantity/Base number*100

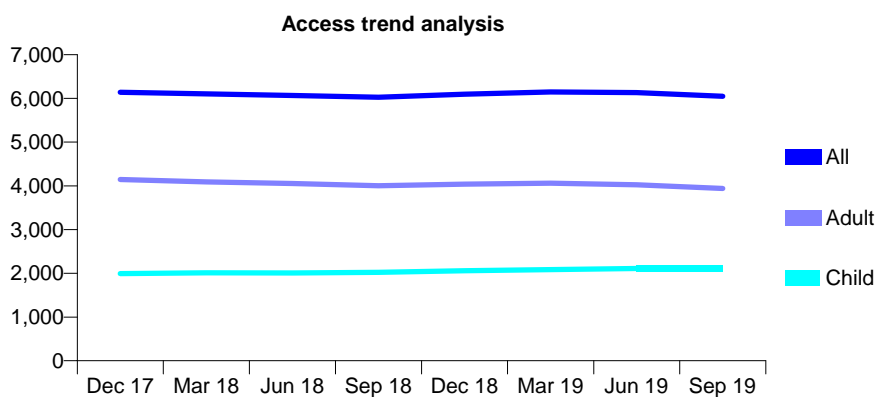
Q48 - Vital Signs At a Glance Contract Report for 780502/0001 - September 2019

Name or company name	MISS ML DUTHIE
Contract type name	GDS Contract
Purpose of contract	General
Contract start date	01/04/2006
Contract end date	

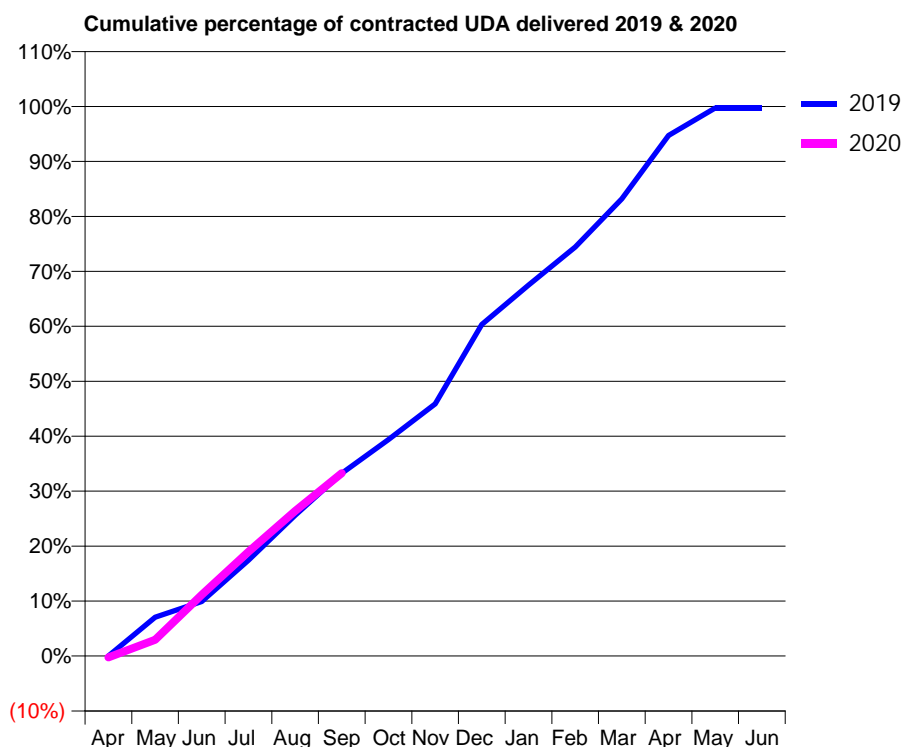
19/20 Contracted general activity (UDA)	18,780
Carry forward general activity (UDA)	51
19/20 Contracted orthodontic activity (UOA)	0
Carry forward orthodontic activity (UOA)	0
Baseline contract value	£495,885.43

ACCESS*

Patients seen in 24 months	Total	Change since previous quarter
Quarter ending September 2018	6,024	
Quarter ending December 2018	6,097	→
Quarter ending March 2019	6,146	→
Quarter ending June 2019	6,133	→
Quarter ending September 2019	6,047	↓
Variance since September 2018	0.4%	→



ACTIVITY



Month	Adjusted Scheduled Activity (UDA)	
	2019	2020
April	0	-51
May	1,329	560
June	1,861	2,094
July	3,273	3,565
August	4,811	4,962
September	6,239	6,251
October	7,401	
November	8,616	
December	11,328	
January	12,677	
February	13,975	
March	15,621	
April	17,788	
May	18,730	
June	18,729	

QUALITY

	Quantity	Base Number	Contract	AT	Region	England
% of FP17s for the same patient ID Re-attending within 3 months - Children	144	1,857	7.8%	11.0%	12.1%	11.5%
% of FP17s for the same patient ID Re-attending within 3 months - Adults	349	2,558	13.6%	16.2%	15.6%	15.4%
% of FP17s for the same patient ID Re-attending between 3 & 9 months - Children	1,275	1,857	68.7%	54.3%	61.2%	59.7%
% of FP17s for the same patient ID Re-attending between 3 & 9 months - Adults	1,151	2,558	45.0%	45.7%	54.3%	51.7%
% of FP17s for Band 1 Urgent Courses	215	2,964	7.3%	12.2%	9.1%	9.2%
% of FP17s Relating to Free Repair or Replacements	16	2,964	0.5%	0.9%	0.9%	0.7%
% of FP17s Relating to Continuations	10	2,964	0.3%	1.0%	1.0%	0.8%
% of Patients satisfied with the dentistry they have received	3	3	N/A	94.0%	94.4%	93.5%
% of Patients satisfied with the time they had to wait for an appointment	3	3	N/A	89.8%	88.1%	87.4%

* This is based on patients treated on this contract for their most recent course of treatment. Figures in italics indicate the base number of FP17s or Patient Questionnaire responses are less than 100. N/A is shown where the base number of responses is less than 10 during the period. % is calculated as Quantity/Base number*100

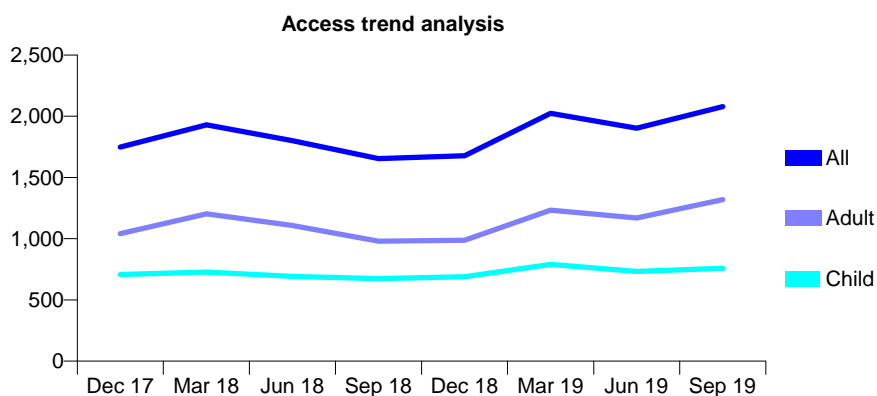
Q48 - Vital Signs At a Glance Contract Report for 787914/0001 - September 2019

Name or company name	MR P SMITH
Contract type name	PDS Contract
Purpose of contract	General
Contract start date	01/01/2011
Contract end date	31/12/2025

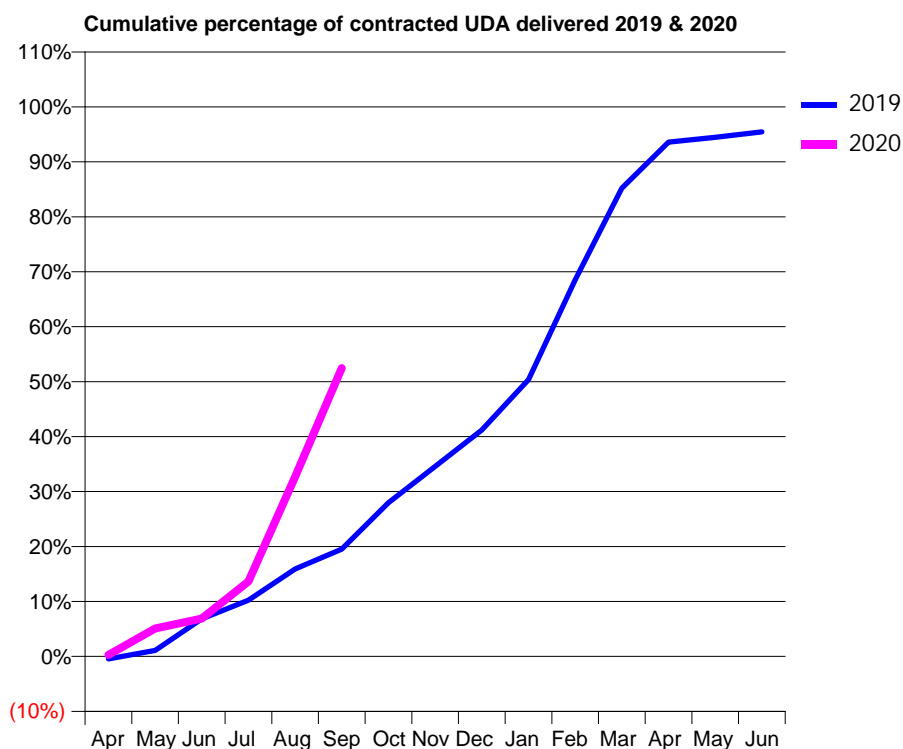
19/20 Contracted general activity (UDA)	3,200
Carry forward general activity (UDA)	0
19/20 Contracted orthodontic activity (UOA)	0
Carry forward orthodontic activity (UOA)	0
Baseline contract value	£111,085.72

ACCESS*

Patients seen in 24 months	Total	Change since previous quarter
Quarter ending September 2018	1,654	
Quarter ending December 2018	1,678	→
Quarter ending March 2019	2,024	↑
Quarter ending June 2019	1,902	↓
Quarter ending September 2019	2,079	↑
Variance since September 2018	25.7%	↑



ACTIVITY



Month	Adjusted Scheduled Activity (UDA)	
	2019	2020
April	-15	9
May	35	163
June	219	221
July	328	437
August	509	1,047
September	625	1,679
October	895	
November	1,107	
December	1,318	
January	1,611	
February	2,194	
March	2,726	
April	2,995	
May	3,023	
June	3,055	

QUALITY

	Quantity	Base Number	Contract	AT	Region	England
% of FP17s for the same patient ID Re-attending within 3 months - Children	68	624	10.9%	11.0%	12.1%	11.5%
% of FP17s for the same patient ID Re-attending within 3 months - Adults	88	868	10.1%	16.2%	15.6%	15.4%
% of FP17s for the same patient ID Re-attending between 3 & 9 months - Children	413	624	66.2%	54.3%	61.2%	59.7%
% of FP17s for the same patient ID Re-attending between 3 & 9 months - Adults	336	868	38.7%	45.7%	54.3%	51.7%
% of FP17s for Band 1 Urgent Courses	101	1,031	9.8%	12.2%	9.1%	9.2%
% of FP17s Relating to Free Repair or Replacements	1	1,031	0.1%	0.9%	0.9%	0.7%
% of FP17s Relating to Continuations	10	1,031	1.0%	1.0%	1.0%	0.8%
% of Patients satisfied with the dentistry they have received	2	2	N/A	94.0%	94.4%	93.5%
% of Patients satisfied with the time they had to wait for an appointment	2	2	N/A	89.8%	88.1%	87.4%

* This is based on patients treated on this contract for their most recent course of treatment. Figures in italics indicate the base number of FP17s or Patient Questionnaire responses are less than 100. N/A is shown where the base number of responses is less than 10 during the period. % is calculated as Quantity/Base number*100

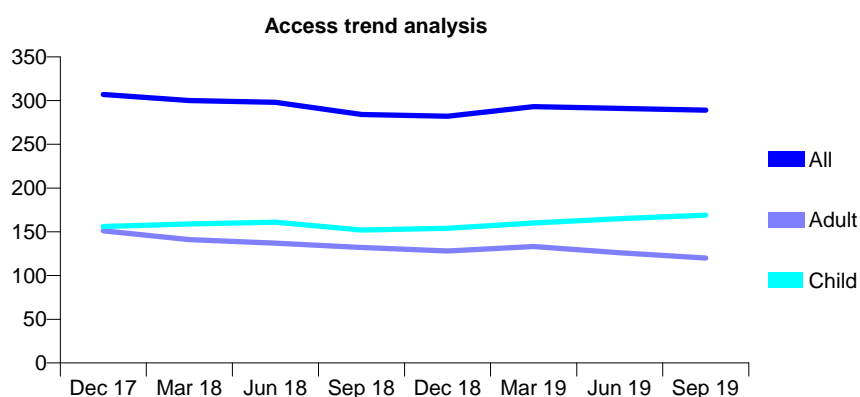
Q48 - Vital Signs At a Glance Contract Report for 803499/0001 - September 2019

Name or company name	MR SA CROSTON
Contract type name	GDS Contract
Purpose of contract	General
Contract start date	01/04/2006
Contract end date	

19/20 Contracted general activity (UDA)	1,200
Carry forward general activity (UDA)	0
19/20 Contracted orthodontic activity (UOA)	0
Carry forward orthodontic activity (UOA)	0
Baseline contract value	£31,685.97

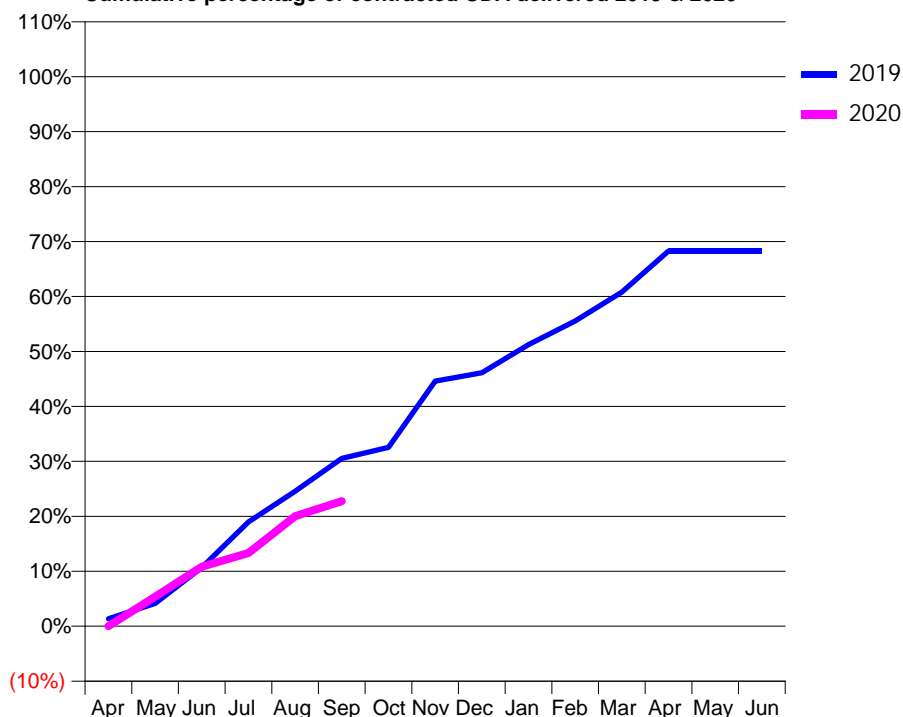
ACCESS*

Patients seen in 24 months	Total	Change since previous quarter
Quarter ending September 2018	284	
Quarter ending December 2018	282	→
Quarter ending March 2019	293	↑
Quarter ending June 2019	291	→
Quarter ending September 2019	289	→
Variance since September 2018	1.8%	→



ACTIVITY

Cumulative percentage of contracted UDA delivered 2019 & 2020



Adjusted Scheduled Activity (UDA)

Month	2019	2020
April	16	0
May	50	64
June	128	130
July	228	160
August	295	240
September	367	273
October	391	
November	535	
December	553	
January	615	
February	667	
March	730	
April	819	
May	819	
June	819	

QUALITY

	Quantity	Base Number	Contract	AT	Region	England
% of FP17s for the same patient ID Re-attending within 3 months - Children	4	134	3.0%	11.0%	12.1%	11.5%
% of FP17s for the same patient ID Re-attending within 3 months - Adults	16	76	21.1%	16.2%	15.6%	15.4%
% of FP17s for the same patient ID Re-attending between 3 & 9 months - Children	96	134	71.6%	54.3%	61.2%	59.7%
% of FP17s for the same patient ID Re-attending between 3 & 9 months - Adults	43	76	56.6%	45.7%	54.3%	51.7%
% of FP17s for Band 1 Urgent Courses	15	164	9.1%	12.2%	9.1%	9.2%
% of FP17s Relating to Free Repair or Replacements	0	164	0.0%	0.9%	0.9%	0.7%
% of FP17s Relating to Continuations	1	164	0.6%	1.0%	1.0%	0.8%
% of Patients satisfied with the dentistry they have received	0	0	N/A	94.0%	94.4%	93.5%
% of Patients satisfied with the time they had to wait for an appointment	0	0	N/A	89.8%	88.1%	87.4%

* This is based on patients treated on this contract for their most recent course of treatment.

Figures in italics indicate the base number of FP17s or Patient Questionnaire responses are less than 100. N/A is shown where the base number of responses is less than 10 during the period. % is calculated as Quantity/Base number*100

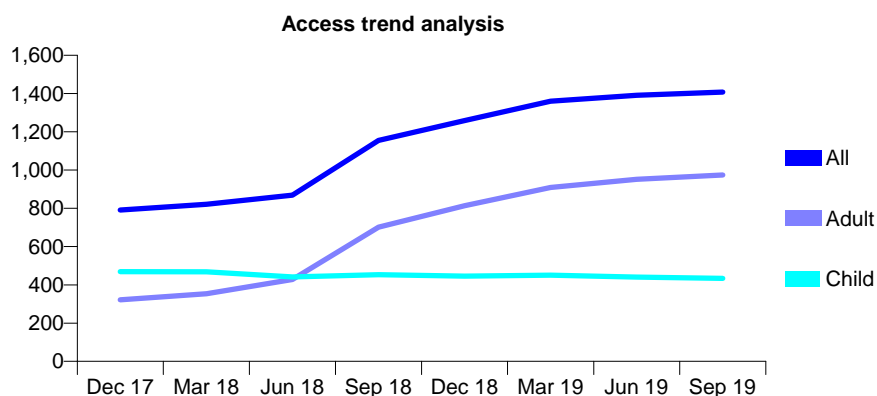
Q48 - Vital Signs At a Glance Contract Report for 809101/0001 - September 2019

Name or company name	MR PA KNIGHT
Contract type name	GDS Contract
Purpose of contract	General
Contract start date	01/04/2006
Contract end date	

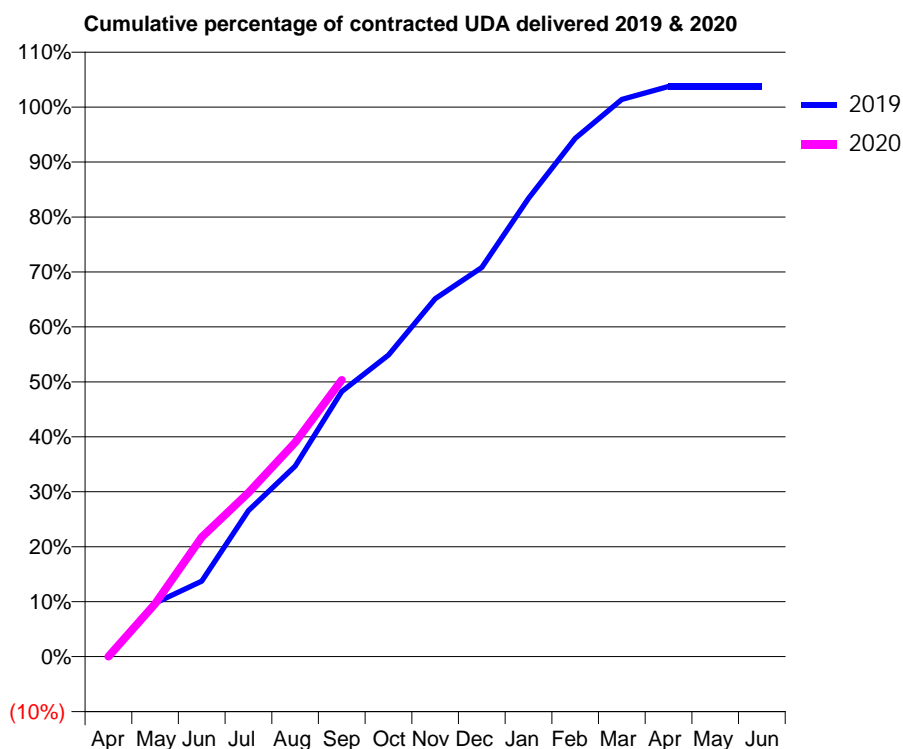
19/20 Contracted general activity (UDA)	3,222
Carry forward general activity (UDA)	0
19/20 Contracted orthodontic activity (UOA)	0
Carry forward orthodontic activity (UOA)	0
Baseline contract value	£98,548.04

ACCESS*

Patients seen in 24 months	Total	Change since previous quarter
Quarter ending September 2018	1,155	
Quarter ending December 2018	1,259	↑
Quarter ending March 2019	1,360	↑
Quarter ending June 2019	1,391	↑
Quarter ending September 2019	1,408	→
Variance since September 2018	21.9%	↑



ACTIVITY



Month	Adjusted Scheduled Activity (UDA)	
	2019	2020
April	0	0
May	314	310
June	442	700
July	857	962
August	1,117	1,256
September	1,554	1,622
October	1,768	
November	2,099	
December	2,282	
January	2,687	
February	3,039	
March	3,267	
April	3,343	
May	3,343	
June	3,343	

QUALITY

	Quantity	Base Number	Contract	AT	Region	England
% of FP17s for the same patient ID Re-attending within 3 months - Children	17	277	6.1%	11.0%	12.1%	11.5%
% of FP17s for the same patient ID Re-attending within 3 months - Adults	81	649	12.5%	16.2%	15.6%	15.4%
% of FP17s for the same patient ID Re-attending between 3 & 9 months - Children	127	277	45.8%	54.3%	61.2%	59.7%
% of FP17s for the same patient ID Re-attending between 3 & 9 months - Adults	340	649	52.4%	45.7%	54.3%	51.7%
% of FP17s for Band 1 Urgent Courses	61	883	6.9%	12.2%	9.1%	9.2%
% of FP17s Relating to Free Repair or Replacements	0	883	0.0%	0.9%	0.9%	0.7%
% of FP17s Relating to Continuations	27	883	3.1%	1.0%	1.0%	0.8%
% of Patients satisfied with the dentistry they have received	0	0	N/A	94.0%	94.4%	93.5%
% of Patients satisfied with the time they had to wait for an appointment	0	0	N/A	89.8%	88.1%	87.4%

* This is based on patients treated on this contract for their most recent course of treatment. Figures in italics indicate the base number of FP17s or Patient Questionnaire responses are less than 100. N/A is shown where the base number of responses is less than 10 during the period. % is calculated as Quantity/Base number*100

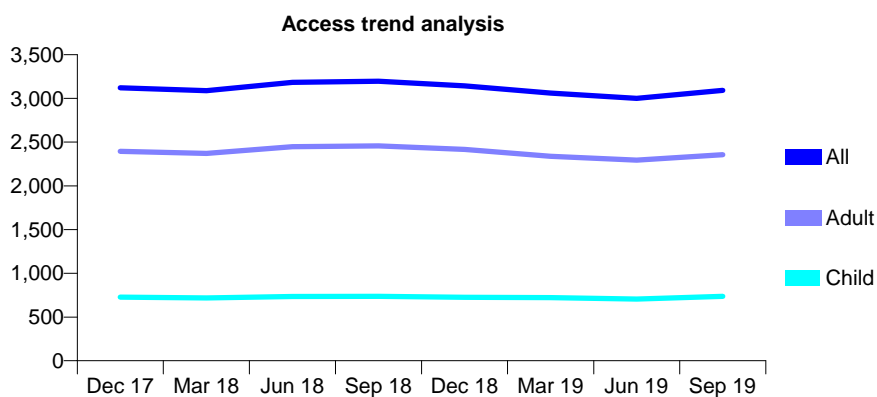
Q48 - Vital Signs At a Glance Contract Report for 841986/0001 - September 2019

Name or company name	MR AP AYRES
Contract type name	PDS Contract
Purpose of contract	General
Contract start date	01/04/2006
Contract end date	31/03/2020

19/20 Contracted general activity (UDA)	9,500
Carry forward general activity (UDA)	0
19/20 Contracted orthodontic activity (UOA)	0
Carry forward orthodontic activity (UOA)	0
Baseline contract value	£282,551.35

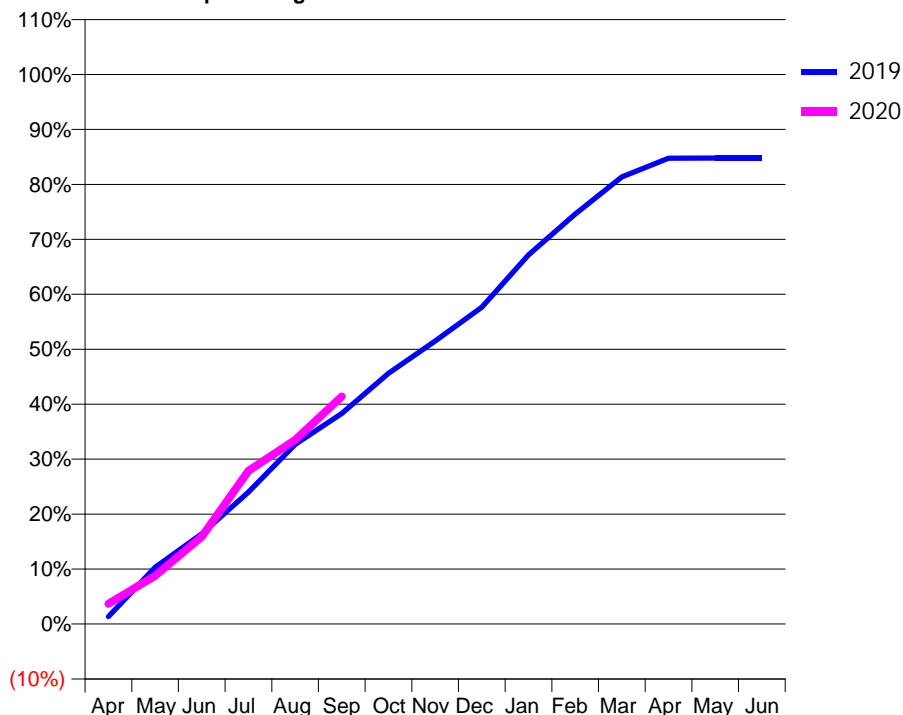
ACCESS*

Patients seen in 24 months	Total	Change since previous quarter
Quarter ending September 2018	3,196	
Quarter ending December 2018	3,142	↓
Quarter ending March 2019	3,060	↓
Quarter ending June 2019	3,001	↓
Quarter ending September 2019	3,092	↑
Variance since September 2018	(3.3%)	↓



ACTIVITY

Cumulative percentage of contracted UDA delivered 2019 & 2020



Adjusted Scheduled Activity (UDA)

Month	2019	2020
April	129	350
May	981	836
June	1,561	1,509
July	2,282	2,651
August	3,107	3,183
September	3,639	3,934
October	4,334	
November	4,893	
December	5,477	
January	6,380	
February	7,087	
March	7,728	
April	8,051	
May	8,053	
June	8,053	

QUALITY

	Quantity	Base Number	Contract	AT	Region	England
% of FP17s for the same patient ID Re-attending within 3 months - Children	40	567	7.1%	11.0%	12.1%	11.5%
% of FP17s for the same patient ID Re-attending within 3 months - Adults	223	1,825	12.2%	16.2%	15.6%	15.4%
% of FP17s for the same patient ID Re-attending between 3 & 9 months - Children	349	567	61.6%	54.3%	61.2%	59.7%
% of FP17s for the same patient ID Re-attending between 3 & 9 months - Adults	1,132	1,825	62.0%	45.7%	54.3%	51.7%
% of FP17s for Band 1 Urgent Courses	217	2,240	9.7%	12.2%	9.1%	9.2%
% of FP17s Relating to Free Repair or Replacements	39	2,240	1.7%	0.9%	0.9%	0.7%
% of FP17s Relating to Continuations	26	2,240	1.2%	1.0%	1.0%	0.8%
% of Patients satisfied with the dentistry they have received	5	5	N/A	94.0%	94.4%	93.5%
% of Patients satisfied with the time they had to wait for an appointment	5	5	N/A	89.8%	88.1%	87.4%

* This is based on patients treated on this contract for their most recent course of treatment.

Figures in italics indicate the base number of FP17s or Patient Questionnaire responses are less than 100. N/A is shown where the base number of responses is less than 10 during the period. % is calculated as Quantity/Base number*100

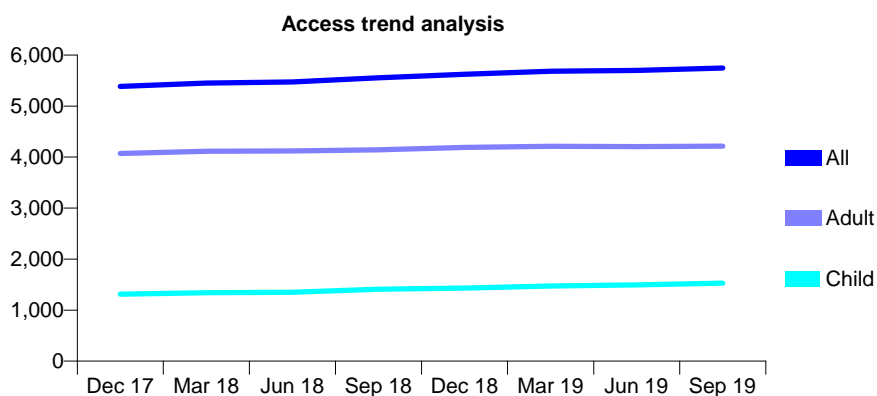
Q48 - Vital Signs At a Glance Contract Report for 851302/0001 - September 2019

Name or company name	MR RK NAGPAUL
Contract type name	GDS Contract
Purpose of contract	General
Contract start date	01/04/2006
Contract end date	

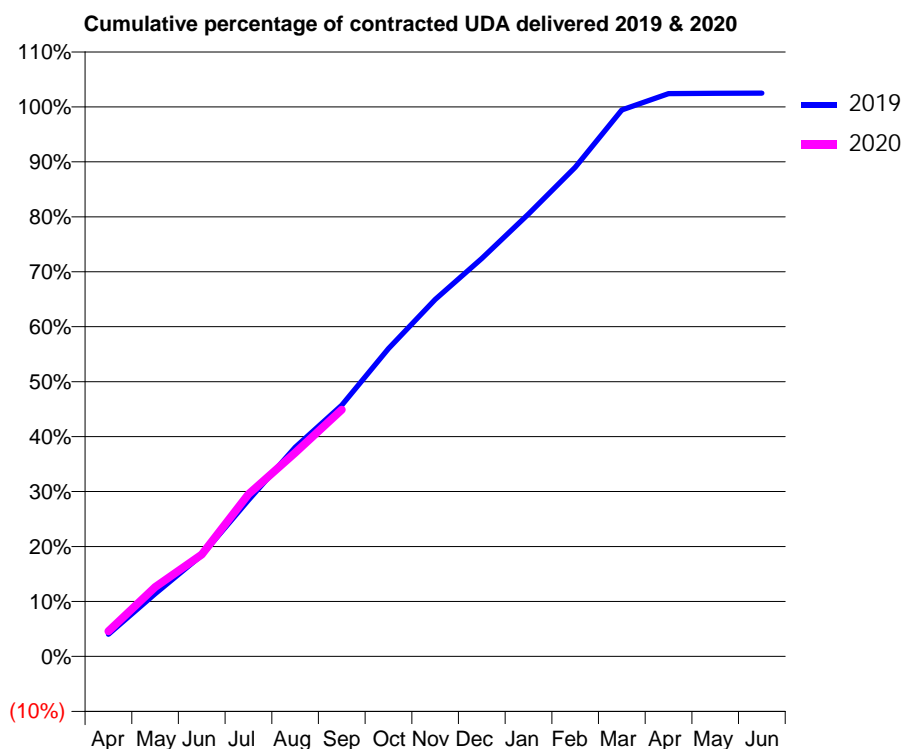
19/20 Contracted general activity (UDA)	21,820
Carry forward general activity (UDA)	0
19/20 Contracted orthodontic activity (UOA)	0
Carry forward orthodontic activity (UOA)	0
Baseline contract value	£550,114.60

ACCESS*

Patients seen in 24 months	Total	Change since previous quarter
Quarter ending September 2018	5,553	
Quarter ending December 2018	5,622	→
Quarter ending March 2019	5,683	→
Quarter ending June 2019	5,699	→
Quarter ending September 2019	5,745	→
Variance since September 2018	3.5%	↑



ACTIVITY



Month	2019	2020
April	879	1,001
May	2,489	2,756
June	4,020	4,045
July	6,208	6,439
August	8,301	8,090
September	9,973	9,796
October	12,226	
November	14,172	
December	15,795	
January	17,565	
February	19,418	
March	21,698	
April	22,350	
May	22,361	
June	22,362	

QUALITY

	Quantity	Base Number	Contract	AT	Region	England
% of FP17s for the same patient ID Re-attending within 3 months - Children	153	1,275	12.0%	11.0%	12.1%	11.5%
% of FP17s for the same patient ID Re-attending within 3 months - Adults	657	3,225	20.4%	16.2%	15.6%	15.4%
% of FP17s for the same patient ID Re-attending between 3 & 9 months - Children	778	1,275	61.0%	54.3%	61.2%	59.7%
% of FP17s for the same patient ID Re-attending between 3 & 9 months - Adults	1,793	3,225	55.6%	45.7%	54.3%	51.7%
% of FP17s for Band 1 Urgent Courses	549	4,229	13.0%	12.2%	9.1%	9.2%
% of FP17s Relating to Free Repair or Replacements	90	4,229	2.1%	0.9%	0.9%	0.7%
% of FP17s Relating to Continuations	13	4,229	0.3%	1.0%	1.0%	0.8%
% of Patients satisfied with the dentistry they have received	2	3	N/A	94.0%	94.4%	93.5%
% of Patients satisfied with the time they had to wait for an appointment	2	3	N/A	89.8%	88.1%	87.4%

* This is based on patients treated on this contract for their most recent course of treatment. Figures in italics indicate the base number of FP17s or Patient Questionnaire responses are less than 100. N/A is shown where the base number of responses is less than 10 during the period. % is calculated as Quantity/Base number*100

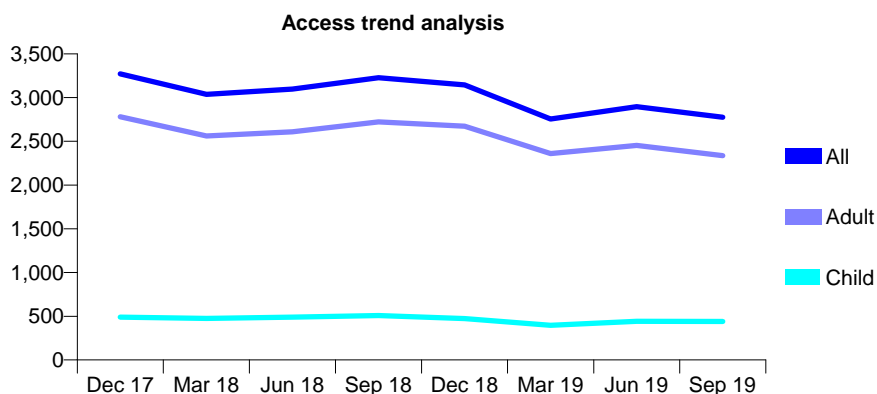
Q48 - Vital Signs At a Glance Contract Report for 895067/0003 - September 2019

Name or company name	FairField Dental Surgery
Contract type name	GDS Contract
Purpose of contract	General and Orthodontic
Contract start date	01/04/2010
Contract end date	

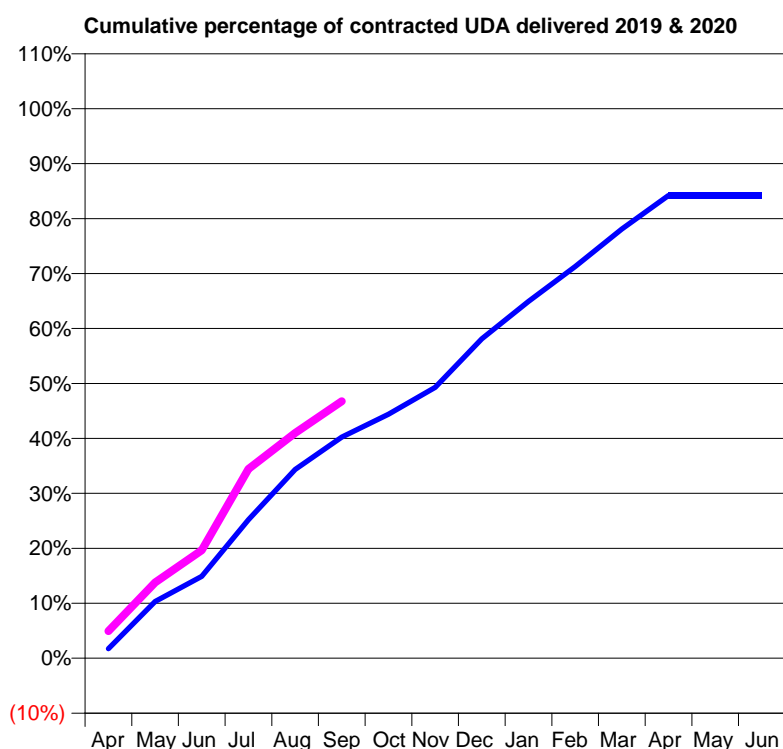
19/20 Contracted general activity (UDA)	9,977
Carry forward general activity (UDA)	0
19/20 Contracted orthodontic activity (UOA)	0
Carry forward orthodontic activity (UOA)	0
Baseline contract value	£311,096.28

ACCESS*

Patients seen in 24 months	Total	Change since previous quarter
Quarter ending September 2018	3,228	
Quarter ending December 2018	3,146	↓
Quarter ending March 2019	2,755	↓
Quarter ending June 2019	2,895	↑
Quarter ending September 2019	2,775	↓
Variance since September 2018	(14.0%)	↓



ACTIVITY



Month	2019	2020
April	173	493
May	1,031	1,377
June	1,486	1,961
July	2,514	3,437
August	3,428	4,092
September	4,013	4,665
October	4,429	
November	4,918	
December	5,797	
January	6,477	
February	7,111	
March	7,793	
April	8,400	
May	8,403	
June	8,403	

QUALITY

	Quantity	Base Number	Contract	AT	Region	England
% of FP17s for the same patient ID Re-attending within 3 months - Children	26	392	6.6%	11.0%	12.1%	11.5%
% of FP17s for the same patient ID Re-attending within 3 months - Adults	317	1,961	16.2%	16.2%	15.6%	15.4%
% of FP17s for the same patient ID Re-attending between 3 & 9 months - Children	188	392	48.0%	54.3%	61.2%	59.7%
% of FP17s for the same patient ID Re-attending between 3 & 9 months - Adults	858	1,961	43.8%	45.7%	54.3%	51.7%
% of FP17s for Band 1 Urgent Courses	282	2,139	13.2%	12.2%	9.1%	9.2%
% of FP17s Relating to Free Repair or Replacements	22	2,139	1.0%	0.9%	0.9%	0.7%
% of FP17s Relating to Continuations	23	2,139	1.1%	1.0%	1.0%	0.8%
% of Patients satisfied with the dentistry they have received	4	4	N/A	94.0%	94.4%	93.5%
% of Patients satisfied with the time they had to wait for an appointment	4	4	N/A	89.8%	88.1%	87.4%

* This is based on patients treated on this contract for their most recent course of treatment. Figures in italics indicate the base number of FP17s or Patient Questionnaire responses are less than 100. N/A is shown where the base number of responses is less than 10 during the period. % is calculated as Quantity/Base number*100

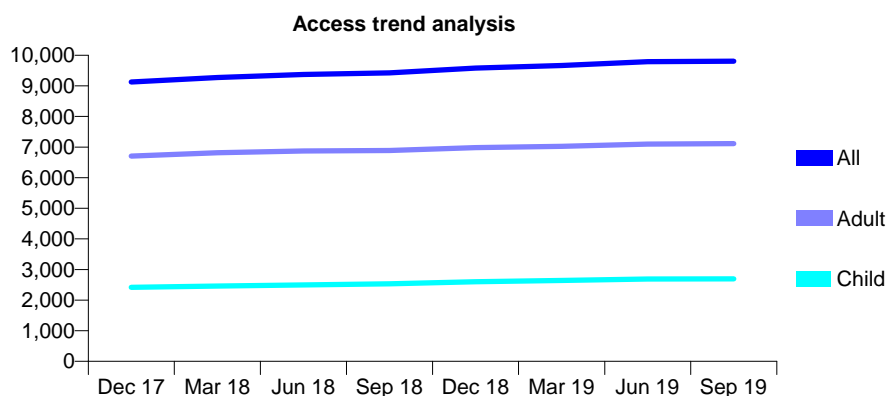
Q48 - Vital Signs At a Glance Contract Report for 905925/0002 - September 2019

Name or company name	Broadway Dental Partnership
Contract type name	GDS Contract
Purpose of contract	General
Contract start date	01/04/2006
Contract end date	

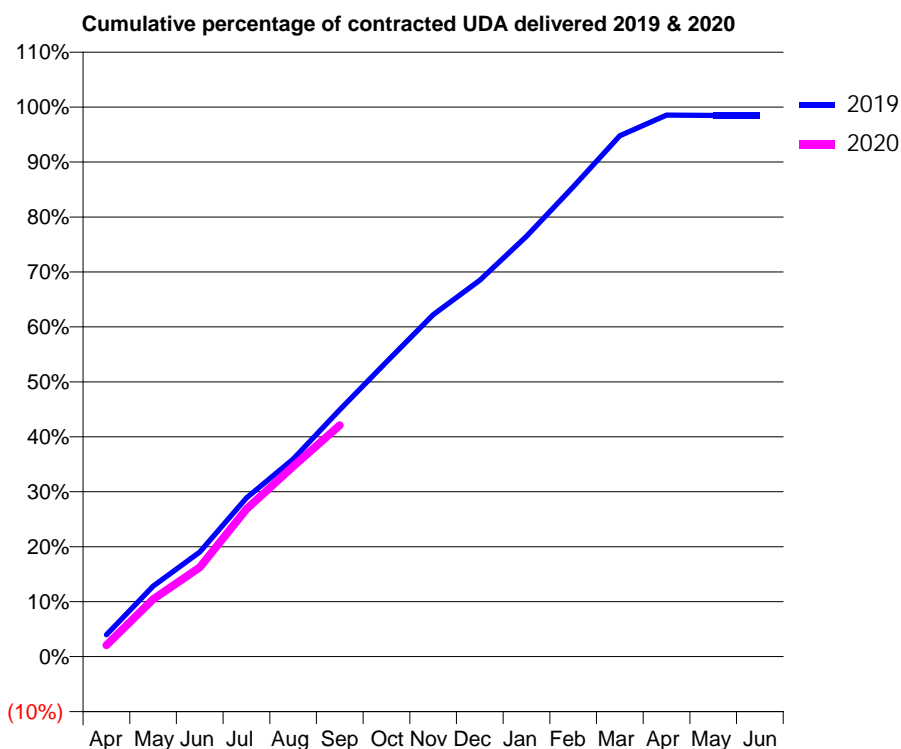
19/20 Contracted general activity (UDA)	30,000
Carry forward general activity (UDA)	450
19/20 Contracted orthodontic activity (UOA)	0
Carry forward orthodontic activity (UOA)	0
Baseline contract value	£792,149.24

ACCESS*

Patients seen in 24 months	Total	Change since previous quarter
Quarter ending September 2018	9,424	
Quarter ending December 2018	9,584	→
Quarter ending March 2019	9,668	→
Quarter ending June 2019	9,788	→
Quarter ending September 2019	9,807	→
Variance since September 2018	4.1%	↑



ACTIVITY



Month	Adjusted Scheduled Activity (UDA)	
	2019	2020
April	1,199	630
May	3,845	3,132
June	5,711	4,876
July	8,668	8,052
August	10,789	10,383
September	13,477	12,627
October	16,083	
November	18,666	
December	20,537	
January	22,949	
February	25,645	
March	28,431	
April	29,559	
May	29,547	
June	29,549	

QUALITY

	Quantity	Base Number	Contract	AT	Region	England
% of FP17s for the same patient ID Re-attending within 3 months - Children	198	1,785	11.1%	11.0%	12.1%	11.5%
% of FP17s for the same patient ID Re-attending within 3 months - Adults	804	4,293	18.7%	16.2%	15.6%	15.4%
% of FP17s for the same patient ID Re-attending between 3 & 9 months - Children	896	1,785	50.2%	54.3%	61.2%	59.7%
% of FP17s for the same patient ID Re-attending between 3 & 9 months - Adults	1,647	4,293	38.4%	45.7%	54.3%	51.7%
% of FP17s for Band 1 Urgent Courses	863	5,599	15.4%	12.2%	9.1%	9.2%
% of FP17s Relating to Free Repair or Replacements	63	5,599	1.1%	0.9%	0.9%	0.7%
% of FP17s Relating to Continuations	35	5,599	0.6%	1.0%	1.0%	0.8%
% of Patients satisfied with the dentistry they have received	3	4	N/A	94.0%	94.4%	93.5%
% of Patients satisfied with the time they had to wait for an appointment	4	4	N/A	89.8%	88.1%	87.4%

* This is based on patients treated on this contract for their most recent course of treatment. Figures in italics indicate the base number of FP17s or Patient Questionnaire responses are less than 100. N/A is shown where the base number of responses is less than 10 during the period. % is calculated as Quantity/Base number*100

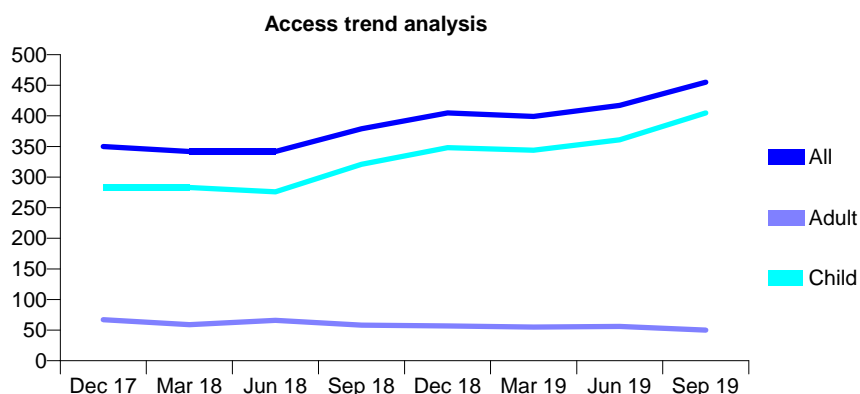
Q48 - Vital Signs At a Glance Contract Report for 906840/0001 - September 2019

Name or company name	David Baker & Emma Redmond
Contract type name	GDS Contract
Purpose of contract	General
Contract start date	01/04/2006
Contract end date	

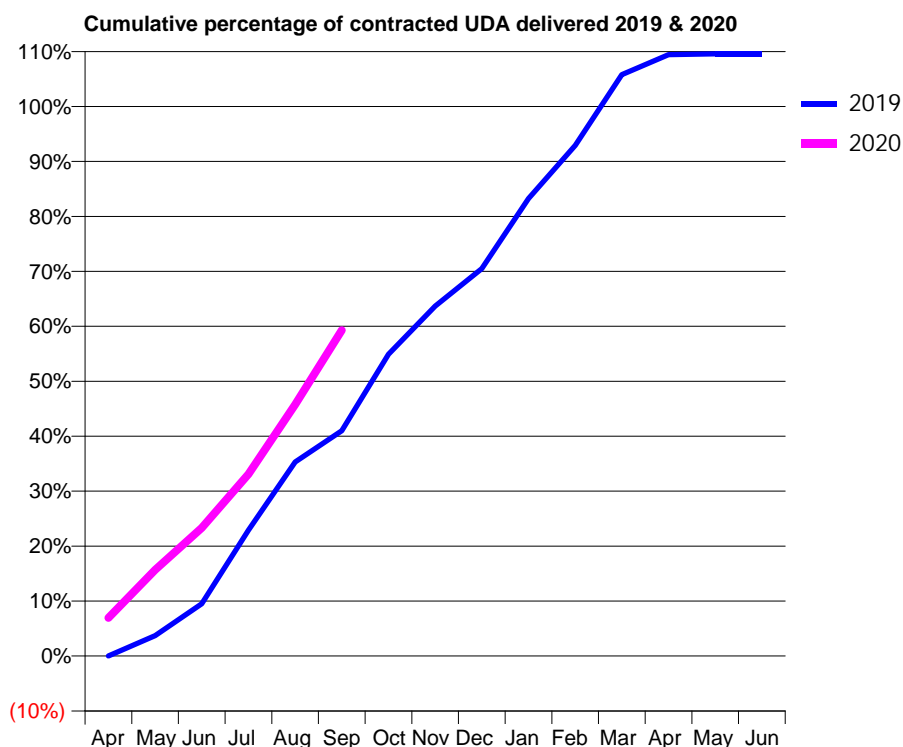
19/20 Contracted general activity (UDA)	886
Carry forward general activity (UDA)	0
19/20 Contracted orthodontic activity (UOA)	0
Carry forward orthodontic activity (UOA)	0
Baseline contract value	£34,099.33

ACCESS*

Patients seen in 24 months	Total	Change since previous quarter
Quarter ending September 2018	379	
Quarter ending December 2018	405	↑
Quarter ending March 2019	399	↓
Quarter ending June 2019	417	↑
Quarter ending September 2019	455	↑
Variance since September 2018	20.1%	↑



ACTIVITY



Month	Adjusted Scheduled Activity (UDA)	
	2019	2020
April	0	62
May	33	139
June	84	207
July	203	293
August	313	406
September	363	525
October	486	
November	564	
December	624	
January	738	
February	823	
March	937	
April	970	
May	971	
June	971	

QUALITY

	Quantity	Base Number	Contract	AT	Region	England
% of FP17s for the same patient ID Re-attending within 3 months - Children	81	446	18.2%	11.0%	12.1%	11.5%
% of FP17s for the same patient ID Re-attending within 3 months - Adults	1	11	9.1%	16.2%	15.6%	15.4%
% of FP17s for the same patient ID Re-attending between 3 & 9 months - Children	244	446	54.7%	54.3%	61.2%	59.7%
% of FP17s for the same patient ID Re-attending between 3 & 9 months - Adults	4	11	36.4%	45.7%	54.3%	51.7%
% of FP17s for Band 1 Urgent Courses	26	428	6.1%	12.2%	9.1%	9.2%
% of FP17s Relating to Free Repair or Replacements	0	428	0.0%	0.9%	0.9%	0.7%
% of FP17s Relating to Continuations	0	428	0.0%	1.0%	1.0%	0.8%
% of Patients satisfied with the dentistry they have received	0	0	N/A	94.0%	94.4%	93.5%
% of Patients satisfied with the time they had to wait for an appointment	0	0	N/A	89.8%	88.1%	87.4%

* This is based on patients treated on this contract for their most recent course of treatment. Figures in italics indicate the base number of FP17s or Patient Questionnaire responses are less than 100. N/A is shown where the base number of responses is less than 10 during the period. % is calculated as Quantity/Base number*100

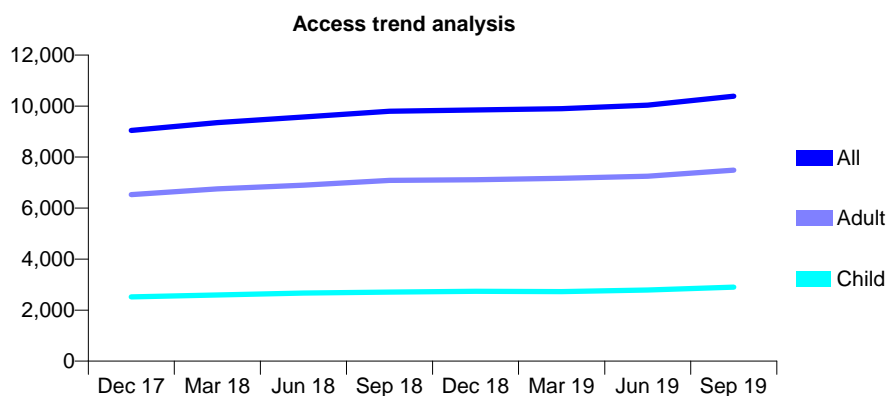
Q48 - Vital Signs At a Glance Contract Report for 907995/0001 - September 2019

Name or company name	Atlantic Dental Practice
Contract type name	GDS Contract
Purpose of contract	General
Contract start date	01/04/2006
Contract end date	

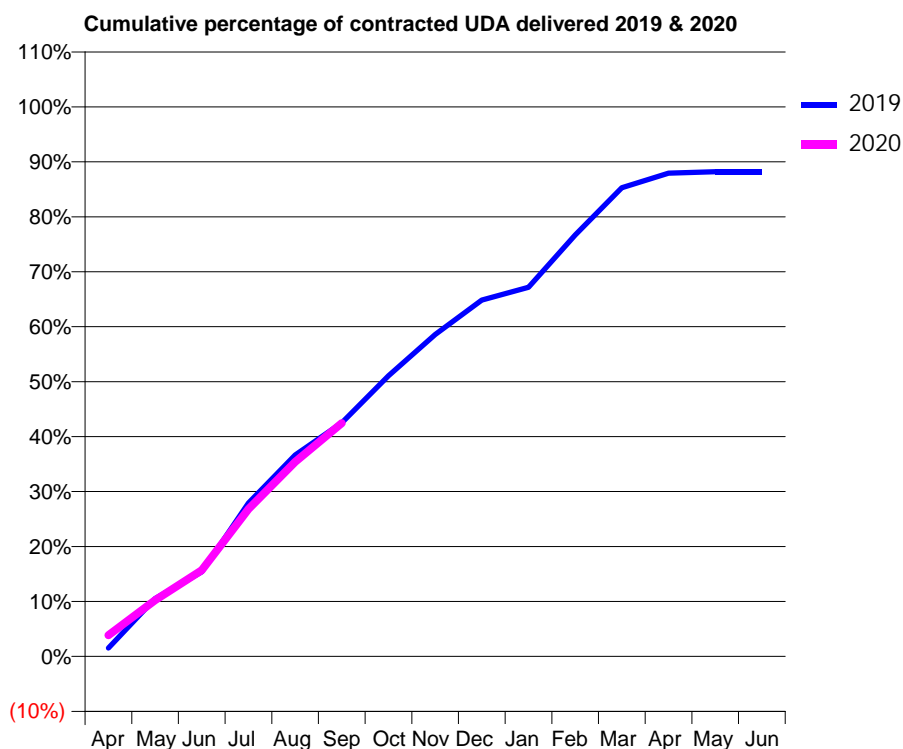
19/20 Contracted general activity (UDA)	33,210
Carry forward general activity (UDA)	0
19/20 Contracted orthodontic activity (UOA)	0
Carry forward orthodontic activity (UOA)	0
Baseline contract value	£882,352.19

ACCESS*

Patients seen in 24 months	Total	Change since previous quarter
Quarter ending September 2018	9,794	
Quarter ending December 2018	9,850	→
Quarter ending March 2019	9,900	→
Quarter ending June 2019	10,037	→
Quarter ending September 2019	10,389	↑
Variance since September 2018	6.1%	↑



ACTIVITY



Month	2019	2020
April	515	1,285
May	3,496	3,408
June	5,112	5,213
July	9,272	8,899
August	12,176	11,750
September	14,118	14,100
October	16,963	
November	19,447	
December	21,534	
January	22,300	
February	25,471	
March	28,326	
April	29,200	
May	29,291	
June	29,292	

QUALITY

	Quantity	Base Number	Contract	AT	Region	England
% of FP17s for the same patient ID Re-attending within 3 months - Children	177	1,936	9.1%	11.0%	12.1%	11.5%
% of FP17s for the same patient ID Re-attending within 3 months - Adults	847	4,479	18.9%	16.2%	15.6%	15.4%
% of FP17s for the same patient ID Re-attending between 3 & 9 months - Children	737	1,936	38.1%	54.3%	61.2%	59.7%
% of FP17s for the same patient ID Re-attending between 3 & 9 months - Adults	1,411	4,479	31.5%	45.7%	54.3%	51.7%
% of FP17s for Band 1 Urgent Courses	1,103	5,985	18.4%	12.2%	9.1%	9.2%
% of FP17s Relating to Free Repair or Replacements	48	5,985	0.8%	0.9%	0.9%	0.7%
% of FP17s Relating to Continuations	63	5,985	1.1%	1.0%	1.0%	0.8%
% of Patients satisfied with the dentistry they have received	3	3	N/A	94.0%	94.4%	93.5%
% of Patients satisfied with the time they had to wait for an appointment	3	3	N/A	89.8%	88.1%	87.4%

* This is based on patients treated on this contract for their most recent course of treatment. Figures in italics indicate the base number of FP17s or Patient Questionnaire responses are less than 100. N/A is shown where the base number of responses is less than 10 during the period. % is calculated as Quantity/Base number*100

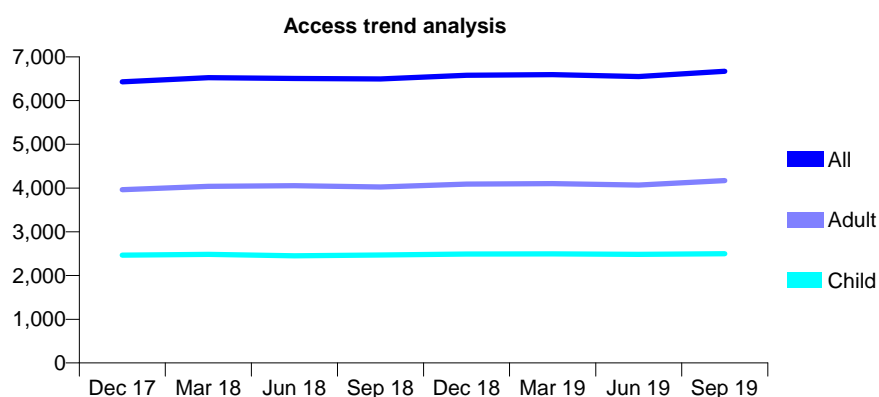
Q48 - Vital Signs At a Glance Contract Report for 907995/0002 - September 2019

Name or company name	MR RJ HOLLINS
Contract type name	GDS Contract
Purpose of contract	General
Contract start date	02/01/2009
Contract end date	

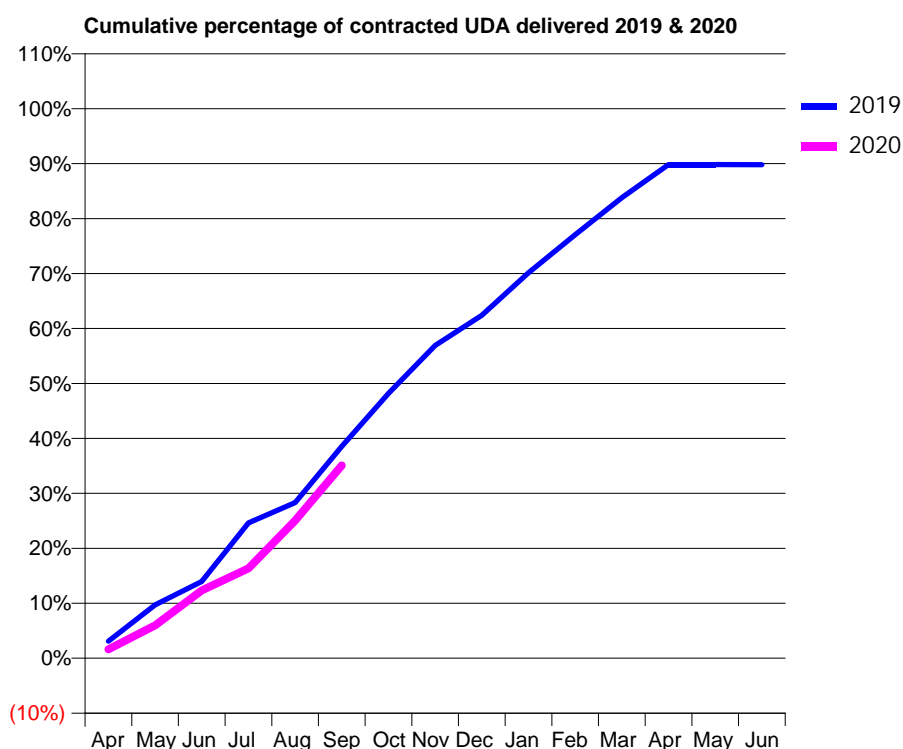
19/20 Contracted general activity (UDA)	20,210
Carry forward general activity (UDA)	0
19/20 Contracted orthodontic activity (UOA)	0
Carry forward orthodontic activity (UOA)	0
Baseline contract value	£533,648.82

ACCESS*

Patients seen in 24 months	Total	Change since previous quarter
Quarter ending September 2018	6,495	
Quarter ending December 2018	6,582	→
Quarter ending March 2019	6,593	→
Quarter ending June 2019	6,550	→
Quarter ending September 2019	6,671	→
Variance since September 2018	2.7%	↑



ACTIVITY



Month	2019	2020
April	633	326
May	1,963	1,208
June	2,822	2,492
July	4,978	3,307
August	5,724	5,064
September	7,792	7,089
October	9,735	
November	11,505	
December	12,611	
January	14,177	
February	15,581	
March	16,937	
April	18,154	
May	18,154	
June	18,151	

QUALITY

	Quantity	Base Number	Contract	AT	Region	England
% of FP17s for the same patient ID Re-attending within 3 months - Children	71	1,347	5.3%	11.0%	12.1%	11.5%
% of FP17s for the same patient ID Re-attending within 3 months - Adults	324	2,310	14.0%	16.2%	15.6%	15.4%
% of FP17s for the same patient ID Re-attending between 3 & 9 months - Children	571	1,347	42.4%	54.3%	61.2%	59.7%
% of FP17s for the same patient ID Re-attending between 3 & 9 months - Adults	882	2,310	38.2%	45.7%	54.3%	51.7%
% of FP17s for Band 1 Urgent Courses	426	3,199	13.3%	12.2%	9.1%	9.2%
% of FP17s Relating to Free Repair or Replacements	7	3,199	0.2%	0.9%	0.9%	0.7%
% of FP17s Relating to Continuations	13	3,199	0.4%	1.0%	1.0%	0.8%
% of Patients satisfied with the dentistry they have received	0	0	N/A	94.0%	94.4%	93.5%
% of Patients satisfied with the time they had to wait for an appointment	0	0	N/A	89.8%	88.1%	87.4%

* This is based on patients treated on this contract for their most recent course of treatment.

Figures in italics indicate the base number of FP17s or Patient Questionnaire responses are less than 100. N/A is shown where the base number of responses is less than 10 during the period. % is calculated as Quantity/Base number*100

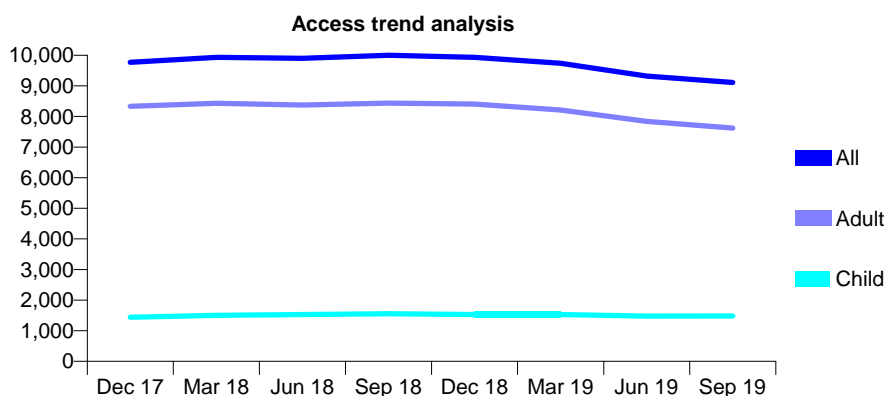
Q48 - Vital Signs At a Glance Contract Report for 907995/0003 - September 2019

Name or company name	MR RJ HOLLINS
Contract type name	GDS Contract
Purpose of contract	General
Contract start date	10/08/2009
Contract end date	

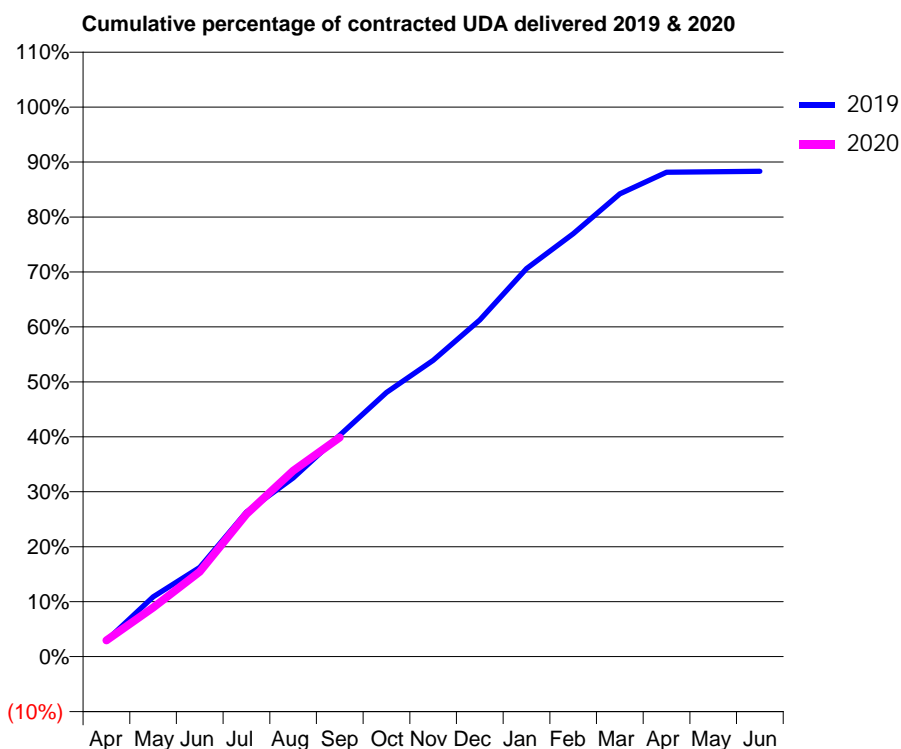
19/20 Contracted general activity (UDA)	28,000
Carry forward general activity (UDA)	0
19/20 Contracted orthodontic activity (UOA)	0
Carry forward orthodontic activity (UOA)	0
Baseline contract value	£815,825.13

ACCESS*

Patients seen in 24 months	Total	Change since previous quarter
Quarter ending September 2018	9,997	
Quarter ending December 2018	9,934	→
Quarter ending March 2019	9,738	↓
Quarter ending June 2019	9,321	↓
Quarter ending September 2019	9,109	↓
Variance since September 2018	(8.9%)	↓



ACTIVITY



Month	Adjusted Scheduled Activity (UDA)	
	2019	2020
April	817	826
May	3,048	2,502
June	4,547	4,327
July	7,368	7,258
August	9,100	9,478
September	11,279	11,165
October	13,456	
November	15,103	
December	17,153	
January	19,770	
February	21,548	
March	23,573	
April	24,673	
May	24,704	
June	24,730	

QUALITY

	Quantity	Base Number	Contract	AT	Region	England
% of FP17s for the same patient ID Re-attending within 3 months - Children	69	920	7.5%	11.0%	12.1%	11.5%
% of FP17s for the same patient ID Re-attending within 3 months - Adults	812	4,307	18.9%	16.2%	15.6%	15.4%
% of FP17s for the same patient ID Re-attending between 3 & 9 months - Children	397	920	43.2%	54.3%	61.2%	59.7%
% of FP17s for the same patient ID Re-attending between 3 & 9 months - Adults	1,923	4,307	44.6%	45.7%	54.3%	51.7%
% of FP17s for Band 1 Urgent Courses	633	4,750	13.3%	12.2%	9.1%	9.2%
% of FP17s Relating to Free Repair or Replacements	57	4,750	1.2%	0.9%	0.9%	0.7%
% of FP17s Relating to Continuations	102	4,750	2.1%	1.0%	1.0%	0.8%
% of Patients satisfied with the dentistry they have received	4	4	N/A	94.0%	94.4%	93.5%
% of Patients satisfied with the time they had to wait for an appointment	4	4	N/A	89.8%	88.1%	87.4%

* This is based on patients treated on this contract for their most recent course of treatment. Figures in italics indicate the base number of FP17s or Patient Questionnaire responses are less than 100. N/A is shown where the base number of responses is less than 10 during the period. % is calculated as Quantity/Base number*100

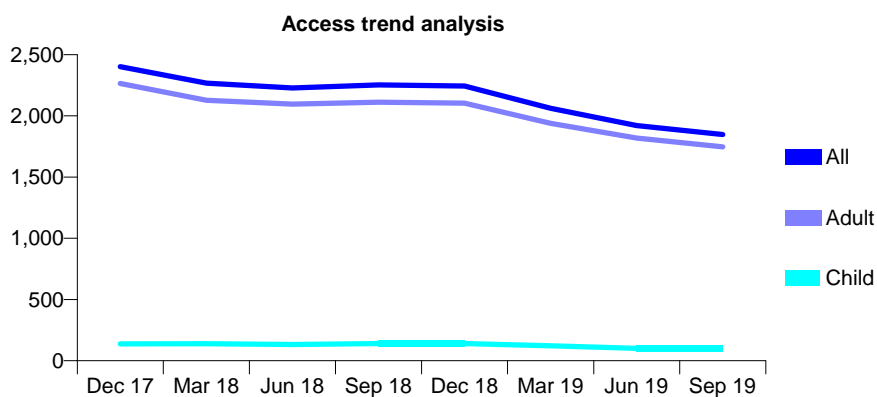
Q48 - Vital Signs At a Glance Contract Report for 907995/0005 - September 2019

Name or company name	MR RJ HOLLINS
Contract type name	PDS Contract
Purpose of contract	General
Contract start date	01/09/2012
Contract end date	31/03/2020

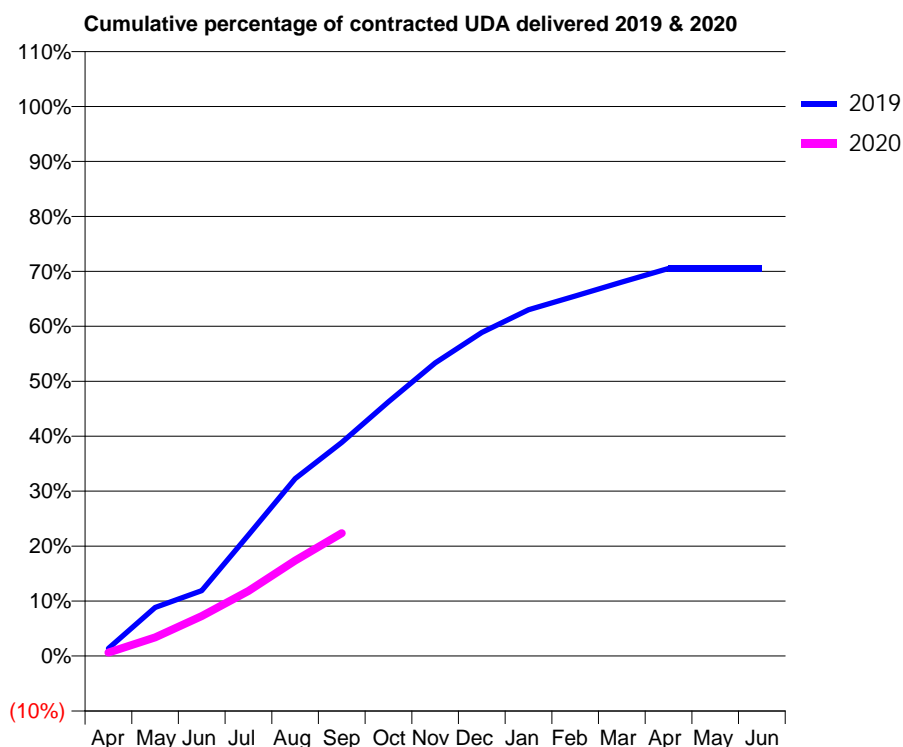
19/20 Contracted general activity (UDA)	3,674
Carry forward general activity (UDA)	0
19/20 Contracted orthodontic activity (UOA)	0
Carry forward orthodontic activity (UOA)	0
Baseline contract value	£246,547.29

ACCESS*

Patients seen in 24 months	Total	Change since previous quarter
Quarter ending September 2018	2,253	
Quarter ending December 2018	2,244	→
Quarter ending March 2019	2,063	↓
Quarter ending June 2019	1,921	↓
Quarter ending September 2019	1,848	↓
Variance since September 2018	(18.0%)	↓



ACTIVITY



Month	Adjusted Scheduled Activity (UDA)	
	2019	2020
April	52	24
May	325	125
June	438	267
July	810	434
August	1,186	638
September	1,427	821
October	1,700	
November	1,959	
December	2,162	
January	2,315	
February	2,407	
March	2,500	
April	2,591	
May	2,591	
June	2,591	

QUALITY

	Quantity	Base Number	Contract	AT	Region	England
% of FP17s for the same patient ID Re-attending within 3 months - Children	0	43	0.0%	11.0%	12.1%	11.5%
% of FP17s for the same patient ID Re-attending within 3 months - Adults	14	746	1.9%	16.2%	15.6%	15.4%
% of FP17s for the same patient ID Re-attending between 3 & 9 months - Children	0	43	0.0%	54.3%	61.2%	59.7%
% of FP17s for the same patient ID Re-attending between 3 & 9 months - Adults	8	746	1.1%	45.7%	54.3%	51.7%
% of FP17s for Band 1 Urgent Courses	704	709	99.3%	12.2%	9.1%	9.2%
% of FP17s Relating to Free Repair or Replacements	0	709	0.0%	0.9%	0.9%	0.7%
% of FP17s Relating to Continuations	0	709	0.0%	1.0%	1.0%	0.8%
% of Patients satisfied with the dentistry they have received	0	0	N/A	94.0%	94.4%	93.5%
% of Patients satisfied with the time they had to wait for an appointment	0	0	N/A	89.8%	88.1%	87.4%

* This is based on patients treated on this contract for their most recent course of treatment. Figures in italics indicate the base number of FP17s or Patient Questionnaire responses are less than 100. N/A is shown where the base number of responses is less than 10 during the period. % is calculated as Quantity/Base number*100

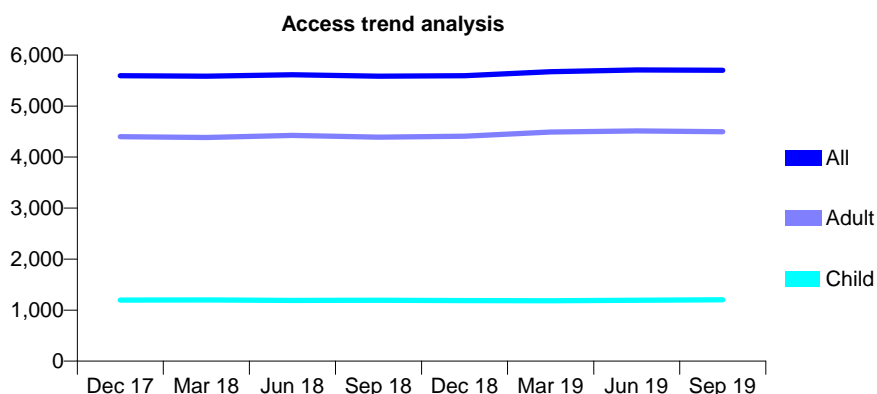
Q48 - Vital Signs At a Glance Contract Report for 909572/0001 - September 2019

Name or company name	Crown Dental Surgery
Contract type name	GDS Contract
Purpose of contract	General
Contract start date	01/04/2006
Contract end date	

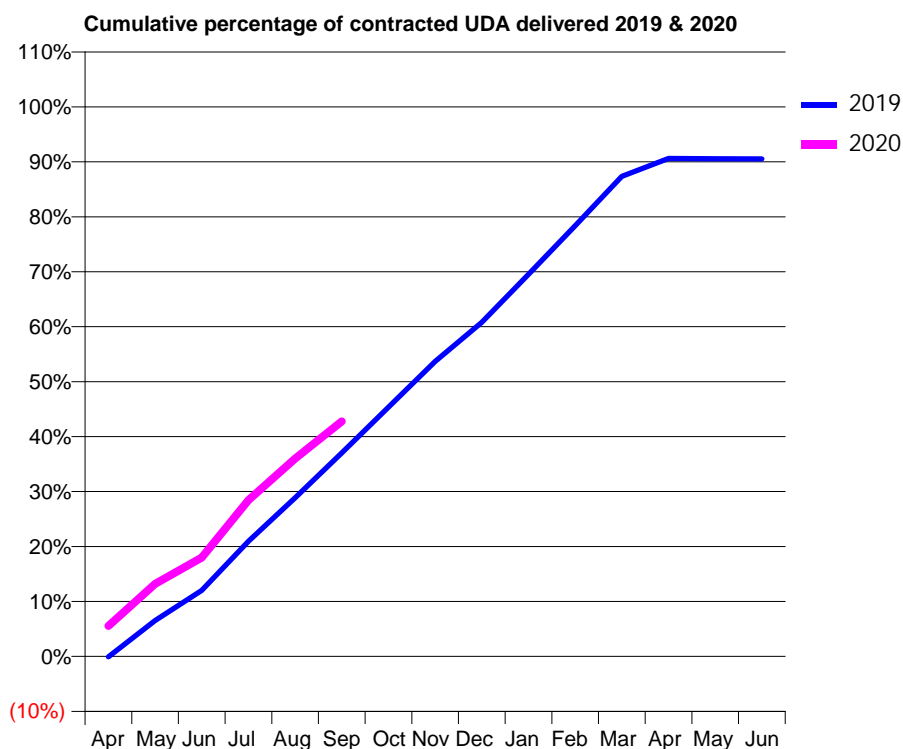
19/20 Contracted general activity (UDA)	19,259
Carry forward general activity (UDA)	0
19/20 Contracted orthodontic activity (UOA)	0
Carry forward orthodontic activity (UOA)	0
Baseline contract value	£591,352.53

ACCESS*

Patients seen in 24 months	Total	Change since previous quarter
Quarter ending September 2018	5,586	
Quarter ending December 2018	5,597	→
Quarter ending March 2019	5,674	→
Quarter ending June 2019	5,708	→
Quarter ending September 2019	5,702	→
Variance since September 2018	2.1%	↑



ACTIVITY



Month	2019	2020
April	-14	1,066
May	1,258	2,546
June	2,314	3,466
July	4,036	5,476
August	5,559	6,939
September	7,129	8,237
October	8,738	
November	10,340	
December	11,710	
January	13,390	
February	15,096	
March	16,823	
April	17,450	
May	17,439	
June	17,436	

QUALITY

	Quantity	Base Number	Contract	AT	Region	England
% of FP17s for the same patient ID Re-attending within 3 months - Children	111	1,042	10.7%	11.0%	12.1%	11.5%
% of FP17s for the same patient ID Re-attending within 3 months - Adults	557	3,018	18.5%	16.2%	15.6%	15.4%
% of FP17s for the same patient ID Re-attending between 3 & 9 months - Children	690	1,042	66.2%	54.3%	61.2%	59.7%
% of FP17s for the same patient ID Re-attending between 3 & 9 months - Adults	805	3,018	26.7%	45.7%	54.3%	51.7%
% of FP17s for Band 1 Urgent Courses	485	3,802	12.8%	12.2%	9.1%	9.2%
% of FP17s Relating to Free Repair or Replacements	46	3,802	1.2%	0.9%	0.9%	0.7%
% of FP17s Relating to Continuations	30	3,802	0.8%	1.0%	1.0%	0.8%
% of Patients satisfied with the dentistry they have received	1	1	N/A	94.0%	94.4%	93.5%
% of Patients satisfied with the time they had to wait for an appointment	1	1	N/A	89.8%	88.1%	87.4%

* This is based on patients treated on this contract for their most recent course of treatment. Figures in italics indicate the base number of FP17s or Patient Questionnaire responses are less than 100. N/A is shown where the base number of responses is less than 10 during the period. % is calculated as Quantity/Base number*100

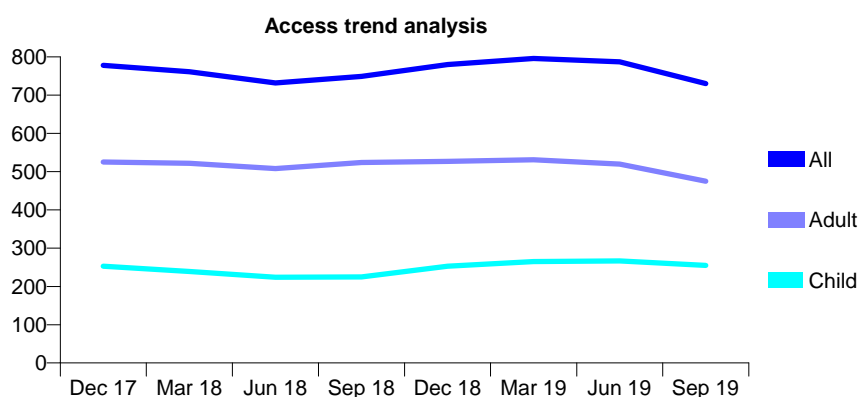
Q48 - Vital Signs At a Glance Contract Report for 914509/0001 - September 2019

Name or company name	MISS LS HUSAIN
Contract type name	GDS Contract
Purpose of contract	General
Contract start date	01/04/2006
Contract end date	

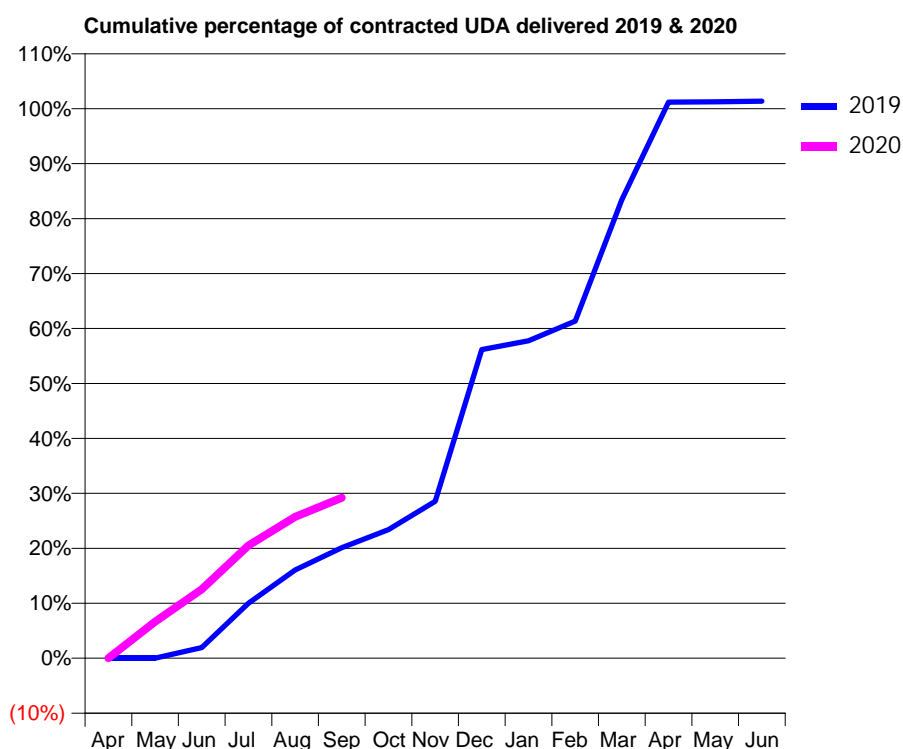
19/20 Contracted general activity (UDA)	2,656
Carry forward general activity (UDA)	0
19/20 Contracted orthodontic activity (UOA)	0
Carry forward orthodontic activity (UOA)	0
Baseline contract value	£138,323.09

ACCESS*

Patients seen in 24 months	Total	Change since previous quarter
Quarter ending September 2018	749	
Quarter ending December 2018	780	↑
Quarter ending March 2019	796	↑
Quarter ending June 2019	787	↓
Quarter ending September 2019	730	↓
Variance since September 2018	(2.5%)	↓



ACTIVITY



Month	2019	2020
April	0	0
May	0	177
June	51	333
July	266	545
August	427	683
September	534	775
October	622	
November	759	
December	1,492	
January	1,534	
February	1,630	
March	2,216	
April	2,688	
May	2,689	
June	2,692	

QUALITY

	Quantity	Base Number	Contract	AT	Region	England
% of FP17s for the same patient ID Re-attending within 3 months - Children	38	177	21.5%	11.0%	12.1%	11.5%
% of FP17s for the same patient ID Re-attending within 3 months - Adults	53	268	19.8%	16.2%	15.6%	15.4%
% of FP17s for the same patient ID Re-attending between 3 & 9 months - Children	97	177	54.8%	54.3%	61.2%	59.7%
% of FP17s for the same patient ID Re-attending between 3 & 9 months - Adults	99	268	36.9%	45.7%	54.3%	51.7%
% of FP17s for Band 1 Urgent Courses	33	330	10.0%	12.2%	9.1%	9.2%
% of FP17s Relating to Free Repair or Replacements	3	330	0.9%	0.9%	0.9%	0.7%
% of FP17s Relating to Continuations	1	330	0.3%	1.0%	1.0%	0.8%
% of Patients satisfied with the dentistry they have received	0	0	N/A	94.0%	94.4%	93.5%
% of Patients satisfied with the time they had to wait for an appointment	0	0	N/A	89.8%	88.1%	87.4%

* This is based on patients treated on this contract for their most recent course of treatment.

Figures in italics indicate the base number of FP17s or Patient Questionnaire responses are less than 100. N/A is shown where the base number of responses is less than 10 during the period. % is calculated as Quantity/Base number*100

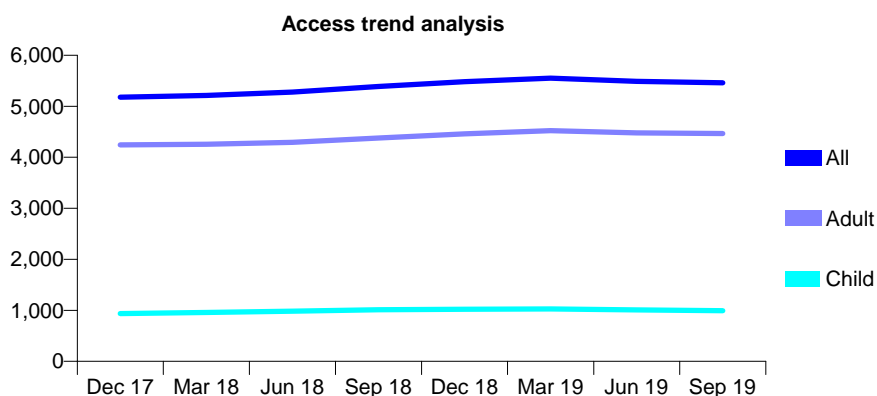
Q48 - Vital Signs At a Glance Contract Report for 916625/0001 - September 2019

Name or company name	MR S ORME
Contract type name	GDS Contract
Purpose of contract	General
Contract start date	01/04/2006
Contract end date	

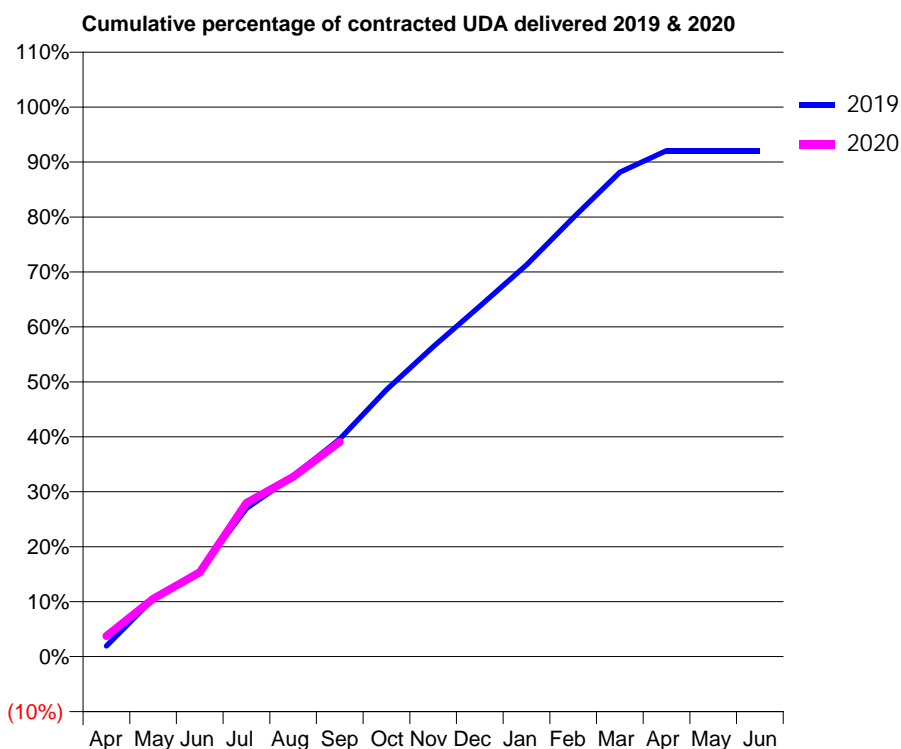
19/20 Contracted general activity (UDA)	19,957
Carry forward general activity (UDA)	0
19/20 Contracted orthodontic activity (UOA)	0
Carry forward orthodontic activity (UOA)	0
Baseline contract value	£650,999.95

ACCESS*

Patients seen in 24 months	Total	Change since previous quarter
Quarter ending September 2018	5,390	
Quarter ending December 2018	5,481	→
Quarter ending March 2019	5,552	→
Quarter ending June 2019	5,489	↓
Quarter ending September 2019	5,459	→
Variance since September 2018	1.3%	→



ACTIVITY



Month	Adjusted Scheduled Activity (UDA)	
	2019	2020
April	392	747
May	2,100	2,105
June	3,113	3,064
July	5,386	5,580
August	6,561	6,529
September	7,903	7,797
October	9,694	
November	11,254	
December	12,726	
January	14,225	
February	15,941	
March	17,594	
April	18,372	
May	18,374	
June	18,375	

QUALITY

	Quantity	Base Number	Contract	AT	Region	England
% of FP17s for the same patient ID Re-attending within 3 months - Children	69	861	8.0%	11.0%	12.1%	11.5%
% of FP17s for the same patient ID Re-attending within 3 months - Adults	450	2,882	15.6%	16.2%	15.6%	15.4%
% of FP17s for the same patient ID Re-attending between 3 & 9 months - Children	629	861	73.1%	54.3%	61.2%	59.7%
% of FP17s for the same patient ID Re-attending between 3 & 9 months - Adults	1,234	2,882	42.8%	45.7%	54.3%	51.7%
% of FP17s for Band 1 Urgent Courses	205	3,443	6.0%	12.2%	9.1%	9.2%
% of FP17s Relating to Free Repair or Replacements	54	3,443	1.6%	0.9%	0.9%	0.7%
% of FP17s Relating to Continuations	26	3,443	0.8%	1.0%	1.0%	0.8%
% of Patients satisfied with the dentistry they have received	2	2	N/A	94.0%	94.4%	93.5%
% of Patients satisfied with the time they had to wait for an appointment	2	2	N/A	89.8%	88.1%	87.4%

* This is based on patients treated on this contract for their most recent course of treatment. Figures in italics indicate the base number of FP17s or Patient Questionnaire responses are less than 100. N/A is shown where the base number of responses is less than 10 during the period. % is calculated as Quantity/Base number*100

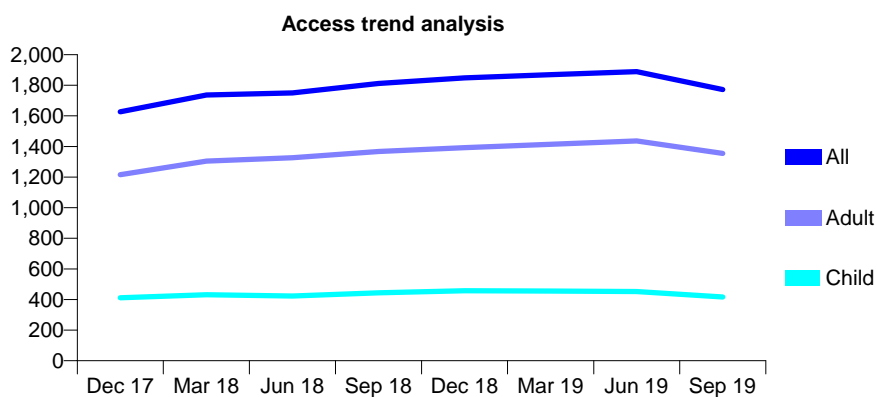
Q48 - Vital Signs At a Glance Contract Report for 916757/0004 - September 2019

Name or company name	MR KJ KHAN
Contract type name	GDS Contract
Purpose of contract	General
Contract start date	01/04/2007
Contract end date	

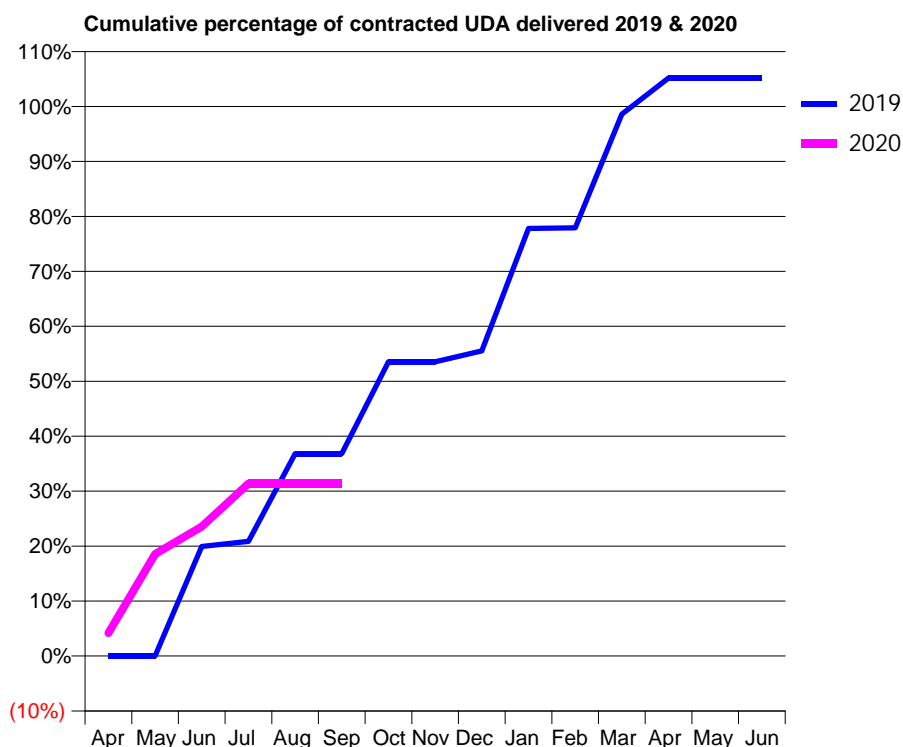
19/20 Contracted general activity (UDA)	3,428
Carry forward general activity (UDA)	0
19/20 Contracted orthodontic activity (UOA)	0
Carry forward orthodontic activity (UOA)	0
Baseline contract value	£90,516.26

ACCESS*

Patients seen in 24 months	Total	Change since previous quarter
Quarter ending September 2018	1,812	
Quarter ending December 2018	1,849	↑
Quarter ending March 2019	1,870	→
Quarter ending June 2019	1,889	→
Quarter ending September 2019	1,772	↓
Variance since September 2018	(2.2%)	↓



ACTIVITY



Month	Adjusted Scheduled Activity (UDA)	
	2019	2020
April	1	144
May	1	637
June	683	807
July	716	1,076
August	1,263	1,076
September	1,263	1,076
October	1,836	
November	1,836	
December	1,904	
January	2,667	
February	2,671	
March	3,380	
April	3,606	
May	3,606	
June	3,606	

QUALITY

	Quantity	Base Number	Contract	AT	Region	England
% of FP17s for the same patient ID Re-attending within 3 months - Children	5	168	3.0%	11.0%	12.1%	11.5%
% of FP17s for the same patient ID Re-attending within 3 months - Adults	66	471	14.0%	16.2%	15.6%	15.4%
% of FP17s for the same patient ID Re-attending between 3 & 9 months - Children	78	168	46.4%	54.3%	61.2%	59.7%
% of FP17s for the same patient ID Re-attending between 3 & 9 months - Adults	168	471	35.7%	45.7%	54.3%	51.7%
% of FP17s for Band 1 Urgent Courses	16	547	2.9%	12.2%	9.1%	9.2%
% of FP17s Relating to Free Repair or Replacements	0	547	0.0%	0.9%	0.9%	0.7%
% of FP17s Relating to Continuations	19	547	3.5%	1.0%	1.0%	0.8%
% of Patients satisfied with the dentistry they have received	0	0	N/A	94.0%	94.4%	93.5%
% of Patients satisfied with the time they had to wait for an appointment	0	0	N/A	89.8%	88.1%	87.4%

* This is based on patients treated on this contract for their most recent course of treatment. Figures in italics indicate the base number of FP17s or Patient Questionnaire responses are less than 100. N/A is shown where the base number of responses is less than 10 during the period. % is calculated as Quantity/Base number*100

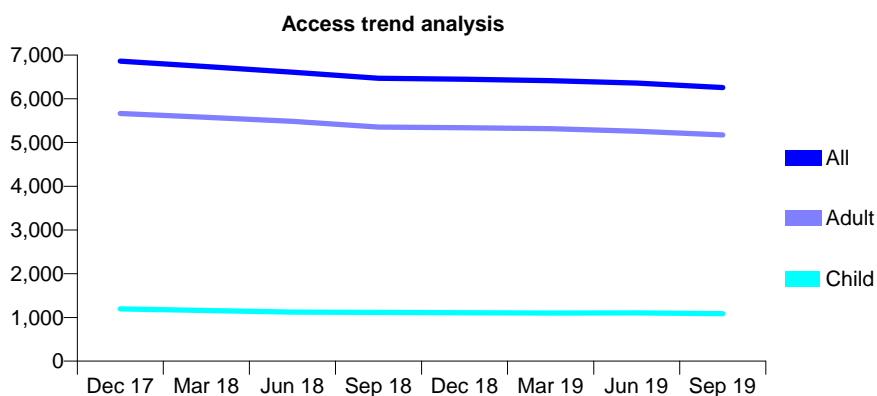
Q48 - Vital Signs At a Glance Contract Report for 931144/0002 - September 2019

Name or company name	ROE LANE FAMILY DENTAL PRACTICE F
Contract type name	GDS Contract
Purpose of contract	General
Contract start date	01/02/2015
Contract end date	

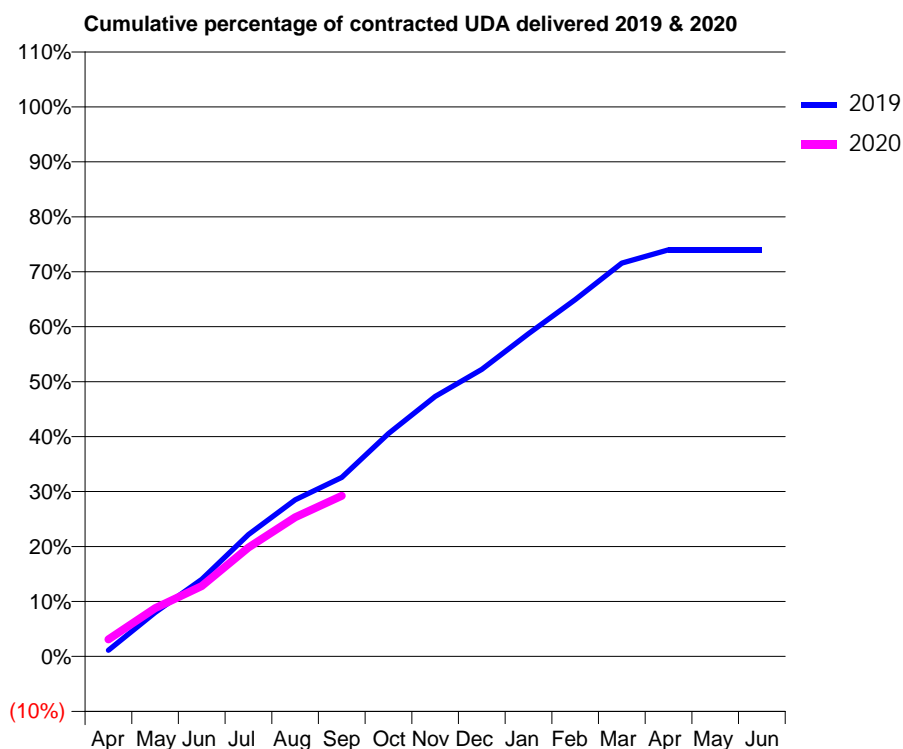
19/20 Contracted general activity (UDA)	25,170
Carry forward general activity (UDA)	0
19/20 Contracted orthodontic activity (UOA)	0
Carry forward orthodontic activity (UOA)	0
Baseline contract value	£806,915.71

ACCESS*

Patients seen in 24 months	Total	Change since previous quarter
Quarter ending September 2018	6,469	
Quarter ending December 2018	6,445	→
Quarter ending March 2019	6,414	→
Quarter ending June 2019	6,362	→
Quarter ending September 2019	6,258	↓
Variance since September 2018	(3.3%)	↓



ACTIVITY



Month	2019	2020
April	286	777
May	2,014	2,206
June	3,535	3,221
July	5,583	4,990
August	7,174	6,373
September	8,200	7,357
October	10,207	
November	11,910	
December	13,148	
January	14,787	
February	16,344	
March	18,015	
April	18,619	
May	18,623	
June	18,622	

QUALITY

	Quantity	Base Number	Contract	AT	Region	England
% of FP17s for the same patient ID Re-attending within 3 months - Children	39	807	4.8%	11.0%	12.1%	11.5%
% of FP17s for the same patient ID Re-attending within 3 months - Adults	650	3,952	16.4%	16.2%	15.6%	15.4%
% of FP17s for the same patient ID Re-attending between 3 & 9 months - Children	565	807	70.0%	54.3%	61.2%	59.7%
% of FP17s for the same patient ID Re-attending between 3 & 9 months - Adults	2,456	3,952	62.1%	45.7%	54.3%	51.7%
% of FP17s for Band 1 Urgent Courses	470	4,450	10.6%	12.2%	9.1%	9.2%
% of FP17s Relating to Free Repair or Replacements	80	4,450	1.8%	0.9%	0.9%	0.7%
% of FP17s Relating to Continuations	91	4,450	2.0%	1.0%	1.0%	0.8%
% of Patients satisfied with the dentistry they have received	4	5	N/A	94.0%	94.4%	93.5%
% of Patients satisfied with the time they had to wait for an appointment	4	5	N/A	89.8%	88.1%	87.4%

* This is based on patients treated on this contract for their most recent course of treatment. Figures in italics indicate the base number of FP17s or Patient Questionnaire responses are less than 100. N/A is shown where the base number of responses is less than 10 during the period. % is calculated as Quantity/Base number*100

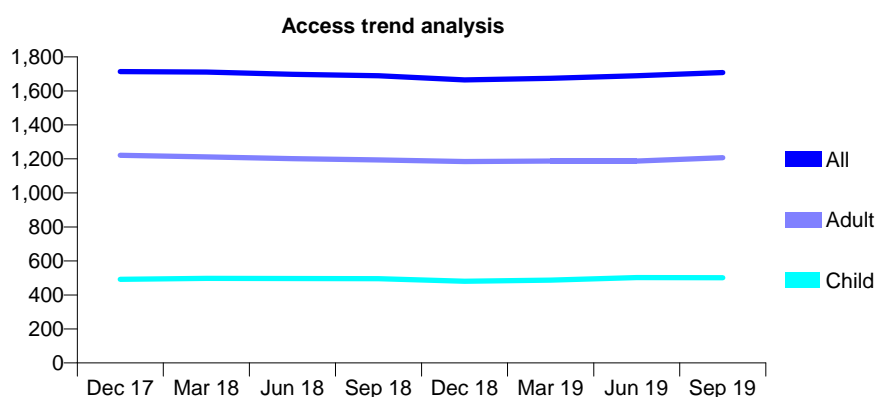
Q48 - Vital Signs At a Glance Contract Report for 935581/0002 - September 2019

Name or company name	MR MH AL-SHARKAWI
Contract type name	GDS Contract
Purpose of contract	General
Contract start date	01/04/2006
Contract end date	

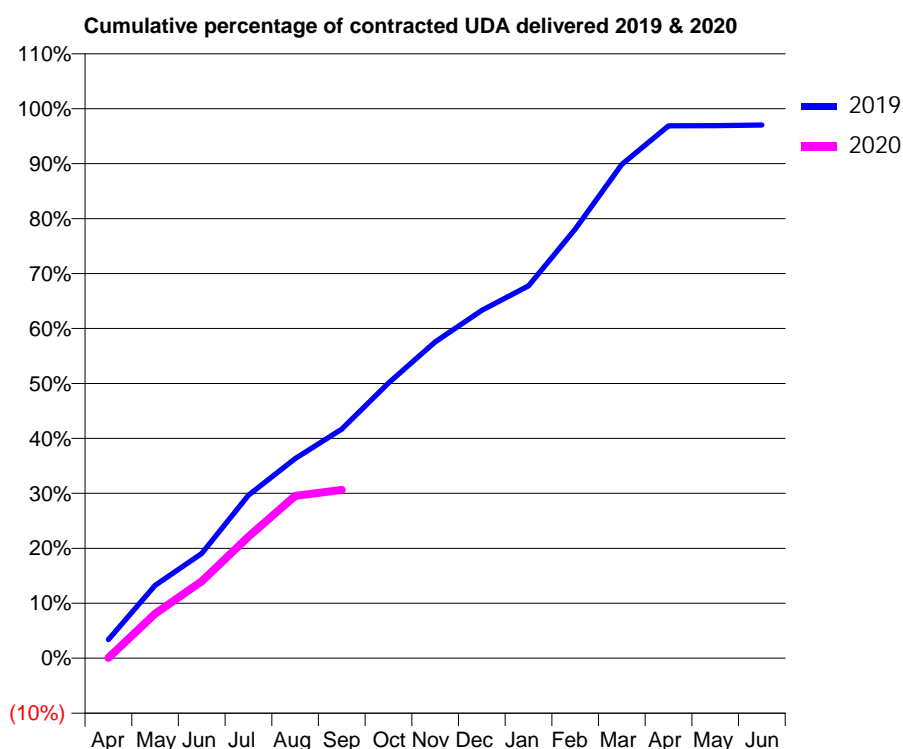
19/20 Contracted general activity (UDA)	4,685
Carry forward general activity (UDA)	139
19/20 Contracted orthodontic activity (UOA)	0
Carry forward orthodontic activity (UOA)	0
Baseline contract value	£131,584.49

ACCESS*

Patients seen in 24 months	Total	Change since previous quarter
Quarter ending September 2018	1,689	
Quarter ending December 2018	1,665	↓
Quarter ending March 2019	1,674	→
Quarter ending June 2019	1,689	→
Quarter ending September 2019	1,708	→
Variance since September 2018	1.1%	→



ACTIVITY



Month	2019	2020
April	160	4
May	621	381
June	893	655
July	1,390	1,037
August	1,702	1,384
September	1,952	1,436
October	2,346	
November	2,696	
December	2,965	
January	3,173	
February	3,658	
March	4,209	
April	4,539	
May	4,540	
June	4,546	

QUALITY

	Quantity	Base Number	Contract	AT	Region	England
% of FP17s for the same patient ID Re-attending within 3 months - Children	14	255	5.5%	11.0%	12.1%	11.5%
% of FP17s for the same patient ID Re-attending within 3 months - Adults	39	532	7.3%	16.2%	15.6%	15.4%
% of FP17s for the same patient ID Re-attending between 3 & 9 months - Children	77	255	30.2%	54.3%	61.2%	59.7%
% of FP17s for the same patient ID Re-attending between 3 & 9 months - Adults	182	532	34.2%	45.7%	54.3%	51.7%
% of FP17s for Band 1 Urgent Courses	29	680	4.3%	12.2%	9.1%	9.2%
% of FP17s Relating to Free Repair or Replacements	2	680	0.3%	0.9%	0.9%	0.7%
% of FP17s Relating to Continuations	4	680	0.6%	1.0%	1.0%	0.8%
% of Patients satisfied with the dentistry they have received	0	0	N/A	94.0%	94.4%	93.5%
% of Patients satisfied with the time they had to wait for an appointment	0	0	N/A	89.8%	88.1%	87.4%

* This is based on patients treated on this contract for their most recent course of treatment.

Figures in italics indicate the base number of FP17s or Patient Questionnaire responses are less than 100. N/A is shown where the base number of responses is less than 10 during the period. % is calculated as Quantity/Base number*100